



GEORGIA

# GYMNASTICS

2026 MEDIA GUIDE

# 2026 GYMNASTICS SCHEDULE



at OHIO STATE  
Jan. 10 | 4 p.m.  
Columbus, Ohio

LSU

LSU  
Jan. 16 | 7 p.m.  
Athens, Ga.



at OKLAHOMA  
Jan. 23 | 7 p.m.  
Norman, Okla.



GEORGIA QUAD MEET  
Jan. 30 | 7 p.m.  
Athens, Ga.



AUBURN  
Feb. 1 | 6 p.m.  
Athens, Ga.



at ARKANSAS  
Feb. 6 | 7 p.m.  
Fayetteville, Ark.



METROPLEX CHALLENGE  
Feb. 14 | 8:15 p.m.  
Fort Worth, Texas



FLORIDA  
Feb. 20 | 7 p.m.  
Athens, Ga.



at KENTUCKY  
Feb. 27 | 6 p.m.  
Lexington, Ky.



MISSOURI  
March 6 | 7 p.m.  
Athens, Ga.



ELEVATE THE STAGE  
March 8 | 4 p.m.  
Huntsville, Ala.



at ALABAMA  
March 13 | 7:30 p.m.  
Tuscaloosa, Ala.



SEC CHAMPIONSHIPS  
March 21  
Tulsa, Okla.



NCAA REGIONALS  
April 1-5  
TBA



NCAA NATIONALS  
April 16-18  
Forth Worth, Texas



**Stegeman**  
COLISEUM  
HOME OF THE GYMDOGS



20  26

# GEORGIA BULLDOGS

## GYMNASTICS

### INTRODUCTION **1**

Table of Contents  
Stegeman Coliseum  
Coliseum Training Facility  
University of Georgia  
10-Time National Champions  
2026 Roster

### COACHING STAFF **8**

Co-Head Coach Cécile Canqueteau-Landi  
Co-Head Coach Ryan Roberts  
Assistant Coach Oleksii Koltakov  
Assistant Coach Marissa King  
Gymnastics Support Staff  
University President Jere Morehead  
J. Reid Parker Director of Athletics Josh Brooks  
Athletic Association Administration

### MEET THE GYMDOGS **18**

### SEASON IN REVIEW **36**

### HISTORY **41**

Year-by-Year Records  
All-Americans  
Perfect 10s  
Honor Roll  
Team & Individual Records  
All-Time Letterwinners  
National Championships  
Individual National Champions  
Series Records  
NCAA Regional & Championship History  
SEC Championships & History  
Year-by-Year Results

### GENERAL INFORMATION

Location..... Athens, Ga.  
Founded..... 1785  
Enrollment..... 41,615  
Colors..... Red & Black  
Mascot..... Bulldogs  
Conference..... Southeastern Conference  
President..... Jere W. Morehead  
Alma Mater..... Georgia J.D., 1980  
J. Reid Parker Director of Athletics..... Josh Brooks  
Alma Mater..... LSU, 2002

### COACHING STAFF

Co-Head Coach..... Cécile Canqueteau-Landi  
Record..... 6-11-1  
Year at Georgia..... Second  
Co-Head Coach..... Ryan Roberts  
Record..... 6-11-1  
Year at Georgia..... Second  
Assistant Coach..... Oleksii Koltakov  
Year at Georgia..... Second  
Assistant Coach..... Marissa King  
Year at Georgia..... Second  
Director of Operations..... Taylor Cassell  
Alumni Relations Coordinator..... Debbie Meyerhoff

### GEORGIA GYMNASTICS

#### HISTORY

First Year of Gymnastics..... 1973 (54<sup>th</sup> Season)  
All-Time Record..... 1,134-377-11  
National Championships..... 10  
Years..... 1987, 1989, 1993, 1998, 1999,  
..... 2005, 2006, 2007, 2008, 2009  
SEC Championships..... 16  
Years..... 1986, 1987, 1991, 1992, 1993, 1994, 1996,  
..... 1997, 1998, 1999, 2001, 2002, 2004, 2005,  
..... 2006, 2008

### FACILITY INFORMATION

Home Competition Facility..... Stegeman Coliseum  
Capacity..... 10,523  
Year Constructed..... 1964  
Practice Facility..... Coliseum Training Facility  
Amenities..... Coaches Offices, Locker room,  
..... Team Lounge, Athletic Training

### TEAM INFORMATION

2025 Record..... 6-11-1  
2025 SEC Record..... 3-5  
2025 Postseason..... NCAA Regional  
Gymnasts Returning/Lost..... 15/7  
Newcomers..... 5

### MEDIA INFORMATION

Gymnastics SID..... Sean Stevenson  
E-mail..... seans@sports.uga.edu  
Cell Phone..... (314) 620-0855  
Gymnastics SID..... Hannah Hitson  
Email..... Hannah.hitson@uga.edu  
Cell..... (205) 919-4120

### MEDIA GUIDE CREDITS

The 2026 Georgia Gymnastics media guide was written, designed and edited by Sean Stevenson and Hannah Hitson using Adobe InDesign 2026 and Photoshop 2026.

### PHOTOGRAPHY

Tony Walsh, Chamberlain Smith, Mackenzie Miles, The GymShark, Cassie Wright, Radi Nabulsi, Steve Guyer, Steve Colquitt, Kristin Bradshaw, Mary Claire Stewart, Steffenie Burns, Scott Trubey, John Kelley, Chris Collins, Wingate Downs, David Knoef, Kevin Knoef, Dan Evans, LD Moore, Jim Hipple, William Castleman, Dennis Wolverson, Terry Allen, Don Ryan, Ryan Gardner, Lauren Carroll, David Walter Banks, Sam Sheehan, Emily Bridgers, Rebecca Hay, Dean Rojek, Donovan Eason, Ashley Connell, Amanda C. Melton, Phillip Faulkner, Robert Newcomb, Dennis McDaniel, Lesley Onstott, Julianne Upchurch, Kelly Wegel, Parker Moore, Dennis Echols, Wes Blankenship, Evan Stichler, Jayne Kamin-Oncea, USA Today, Mike Holliday.



# STEGEMAN COLISEUM



**S**tegeman Coliseum is home to the Georgia gymnastics team, which has won ten NCAA titles (1987, 1989, 1993, 1998, 1999, 2005, 2006, 2007, 2008, 2009) and regularly attracts near-capacity crowds for its home meets. For gymnastics, the basketball floor is covered and the various pieces of gymnastics equipment are assembled on top. The lower seating is collapsed to make more room for the gymnastics competition. Stegeman Coliseum was the site of the 1989, 1995, and 2008 NCAA Championships.

Christened in 1964 as the Georgia Coliseum, the venue was officially renamed and dedicated to the memory of Herman James Stegeman on Saturday, March 2, 1996. Stegeman made many contributions to Georgia's athletic program during his 20-year tenure (1919-39). He was a pioneer in the development of college basketball in the south, originating the region's first big basketball tournament when he organized the Southern Conference Tournament in Atlanta from 1921-32. Stegeman Hall on the UGA campus was named for Coach Stegeman in 1946 and, for years, it was home of the University's athletic and physical education departments. The athletic department moved its offices to the new coliseum in 1964, and Stegeman Hall was demolished in 1995 following completion of the Ramsey Student Center for Physical Activities.

Stegeman has undergone thorough renovations in the last few years, receiving a 21st Century face lift. When fans arrived during the 2017 season, they walked in to the final product following more than \$20 million in renovations over the past several years.

That summer, the arena received a massive center-hung video board, new black seats, an improved LED lighting system, a state-of-the-art sound system, and graphics above the horseshoe end celebrating past teams and retired jerseys. That followed work in the summer of 2016 which provided a dramatic mural covering the Coliseum's distinctive end wall.

In 2010, Stegeman's concourses received a similar makeover, upgrading the graphics, enhancing spectator access to concessions and rest rooms and adding 5,000 square feet of concourse space on each side of the arena. Those efforts won awards from both the American Institute of Architects and the Illuminating Engineering Society of North America.

Stegeman Coliseum was utilized for rhythmic gymnastics and preliminary volleyball competition during the Centennial Olympic Games in 1996.



# COLISEUM TRAINING FACILITY

**D**esigned to harmonize with the University's architectural aesthetic, the Stegeman Coliseum Training Facility is as visually appealing as it is functional. The two-story structure houses a world class gymnastics training area, separate men's and women's basketball practice gyms, locker rooms and office areas in addition to a 14,000 square foot strength training center, all with easy, direct access to the Coliseum.

The \$30 million, 120,000-square foot facility opened in 2007 and became a prominent vehicle to further accentuate the University's commitment to athletics, and has since become a beneficial recruiting tool.

Georgia's gymnastics training facility has a 16,000-square-foot practice gym with self-contained training areas for each apparatus. The facility coaches' offices, locker rooms, lounges, and video and meeting rooms. The GymDogs' history is commemorated with displays, including photographs, trophies, archives, graphics and interactive kiosks.

Included in the facility is a weight training facility for Olympic sports. The weight room, which is almost triple the size of the previous weight room in Stegeman Coliseum, is furnished with state-of-the-art equipment.





# UNIVERSITY OF GEORGIA

## THE UNIVERSITY OF GEORGIA

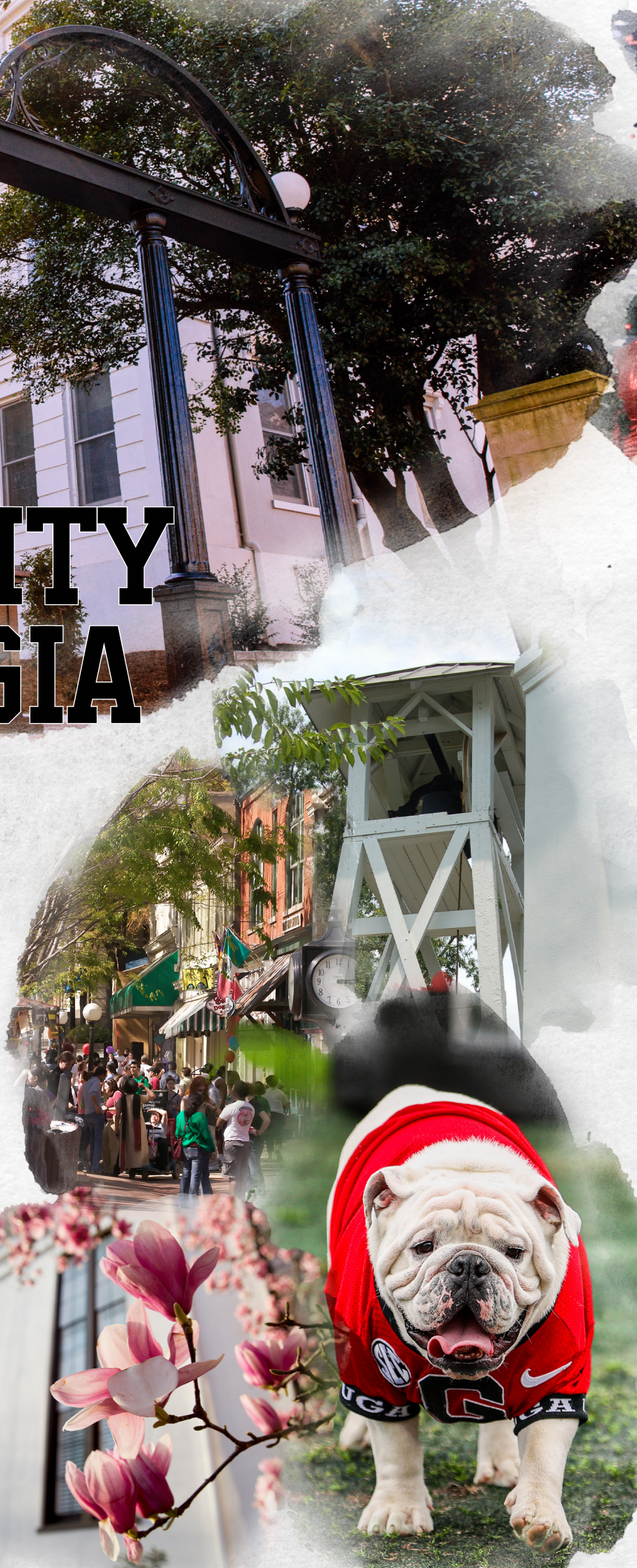
"Something for everyone." That's one way to describe the academic, athletic, and social experience at the University of Georgia. UGA is a leader among public universities nationally with a breadth and diversity of degree programs that rival any institution of higher learning. Various degree programs such as education, business, international affairs, journalism, math, and public administration rank among the best in the nation. With its top-notch facilities campus-wide, the University of Georgia is an ideal setting for anyone to pursue a world-class education.

The University of Georgia is the birthplace of public higher education in the USA. On January 27, 1785--just two years after the Revolutionary War and still four years before George Washington's inauguration as our first President--the Georgia Legislature adopted the charter that created the University of Georgia, making UGA the oldest chartered state university in the nation. More than 225 years later, Georgia still offers something for everyone.

## THE CITY OF ATHENS

Universally known as one of the nation's premier college towns, Athens is the perfect marriage of campus and community. Broad Street is all that separates the University of Georgia's historic North Campus and a vibrant downtown community filled with restaurants and shopping. Athens has carved its own identity with the individualistic pursuits of a music scene that has turned local artists into worldwide superstars.

Athens' ever-thriving music scene fostered world-wide mega bands such as R.E.M. and the B-52s. Historic venues such as the Georgia Theatre and the 40-Watt Club make Athens a must-stop for a wide variety of emerging and established stars from Taylor Swift to Snoop Dogg.



2009



# 10-TIME NATIONAL CHAMPIONS



1987



1989



1993



1998



1999



2005



2006



2007



2008

# GEORGIA BULLDOGS

## 2026 GEORGIA GYMNASTICS ROSTER

Name	Ht.	Class	Event	Hometown / Previous School	Club
Nyla Aquino	5-0	So.	AA	Boston, Mass. / Lexington HS	Elite Gymnastics Academy
Csenge Bácskay	5-2	Sr.	AA	Budapest, Hungary / Sylvester Janos HS / Nebraska	Gyori AC
Jaydah Battle	5-1	Jr.	AA	Hampton, Va. / Bethel HS	World Class Gymnastics
Kara Eaker	5-4	Sr.	BB, FX	Kansas City, Mo. / Grain Valley HS / Utah	GAGE Gymnastics
Brooke Gleichowski	5-4	So.	UB, BB, FX	Gainesville, Fla. / P.K. Yonge Developmental Research School	Brandy Johnson's Gymnastics
Nicole King	5-5	Sr.	VT, FX	Johns Creek, Ga. / Johns Creek HS	BIO Gymnastics
Emma Mason	5-5	So.	UB, BB, FX	Scott Depot, W.V. / Teays Valley Christian School	Revolution Gymnastics
Avery Moll	5-1	Fr.	AA	Canal Fulton, Ohio / Olentangy Berlin HS	Buckeye Gymnastics
Aberdeen O'Driscoll	5-9	So.	AA	Léglise, Belgium / Topsport School	Gym Wardin
Brooke Pierson	5-4	Fr.	AA	Canby, Ore. / Texas Connections Academy	World Champions Centre
Autumn Reingold	5-4	Fr.	AA	Cypress, Texas / Texas Connections Academy	World Champions Centre
Ja' Free Scott	5-3	Sr.	VT, UB, BB	Kansas City, Mo. / William Christmas HS	GAGE Gymnastics
Lily Smith	5-2	Jr.	AA	Limerick, Pa. / Spring-Ford Area HS	Silvia's Gymnastics
Holly Snyder	5-3	Jr.	AA	Annapolis, Md. / St. Mary's Annapolis HS	Docksiders Gymnastics
Harley Tomlin	5-3	So.	AA	Pittsburgh, Pa. / Shady Side Academy	Xquisite Gymnastics
Anya Turner	5-0	Jr.	BB, FX	Highlands Ranch, Colo. / Valor Christian HS	Colorado Gymnastics Institute
Ady Wahl	5-3	Jr.	AA	Zanesville, Ohio / Zanesville HS	Zanesville Gymnastics
CaMarah Williams	5-1	Fr.	AA	Kansas City, Mo. / home schooled	EDGE Gymnastics - Riverside
Eryn Williams	5-1	Sr.	UB, FX	Knoxville, Tenn. / Farragut HS	Premier Athletics
Kelise Woolford	5-2	Fr.	AA	Orange, N.J. / Ohio Connections Academy	Buckeye Gymnastics

## COACHES & SUPPORT STAFF



**CÉCILE CANQUETEAU-LANDI**  
CO-HEAD COACH  
Second Season



**RYAN ROBERTS**  
CO-HEAD COACH  
Second Season  
Fourth Season at UGA



**OLEKSII KOLTAKOV**  
ASSISTANT COACH  
Second Season



**MARISSA KING**  
ASSISTANT COACH  
Second Season

- Director of Operations** Taylor Cassell
- Athletic Trainer** Samantha Davis
- Sports Nutrition** Jana Heitmeyer
- Strength & Conditioning Coach** Brandon Hummer
- Academic Counselor** Morgan Kent
- Mental Health & Performance** Dr. Dylan Firsick
- Alumni Relations Coordinator** Debbie Meyerhoff
- Student Manager** Cameron Mathis

## HOW TO SAY IT

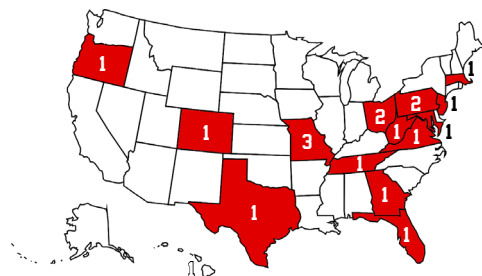
Nyla Aquino	NY-luh uh-KEY-no
Csenge Bácskay	Cheng-gay Boc-schkoy
Kara Eaker	Acre
Brooke Gleichowski	Gly-CHOW-ski
Avery Moll	mall
Autumn Reingold	rine-gold
Ja' Free Scott	Juh-free
Anya Turner	ON-yuh
Ady Wahl	ADDY WALL
CaMarah Williams	cuh-MAR-uh
Kelise Woolford	kuh-lease

Cécile Canqueteau-Landi	con-QUE-toe
Oleksii Koltakov	Oh-LEX-ee Col-tuh-Kov

## ROSTER BREAKDOWN

Total Squad Members	20
By Class	
Seniors	5
Juniors	5
Sophomores	5
Freshmen	5

## BULLDOGS BY STATE





**NYLA AQUINO**

5-0 // SOPHOMORE  
Boston, Mass.  
*Sociology and Criminal Justice*



**CSENGE BÁCSKAY**

5-2 // SENIOR  
Budapest, Hungary  
*Communication Studies*



**JAYDAH BATTLE**

5-1 // JUNIOR  
Hampton, Va.  
*Sport Management*



**KARA EAKER**

5-4 // SENIOR  
Kansas City, Mo.  
*Furnishings and Interiors*



**BROOKE GLEICHOWSKI**

5-0 // SOPHOMORE  
Gainesville, Fla.  
*Social Entrepreneurship*



**NICOLE KING**

5-5 // SENIOR  
Johns Creek, Ga.  
*Psychology*



**EMMA MASON**

5-5 // SOPHOMORE  
Scott Depot, W.V.  
*Biomedical Physiology*



**AVERY MOLL**

5-1 // FRESHMAN  
Westerville, Ohio  
*Int. - Exercise and Sport Science*



**ABERDEEN O'DRISCOLL**

5-9 // SOPHOMORE  
Léglise, Belgium  
*Intended - Management*



**BROOKE PIERSON**

5-4 // FRESHMAN  
Spring, Texas  
*Biology*



**AUTUMN REINGOLD**

5-4 // FRESHMAN  
Cypress, Texas  
*Communication Studies*



**JA' FREE SCOTT**

5-3 // SENIOR  
Kansas City, Mo.  
*Communication Studies*



**LILY SMITH**

5-2 // JUNIOR  
Limerick, Pa.  
*Consumer Economics*



**HOLLY SNYDER**

5-3 // JUNIOR  
Annapolis, Md.  
*Psychology*



**HARLEY TOMLIN**

5-3 // SOPHOMORE  
Pittsburgh, Pa.  
*Advertising*



**ANYA TURNER**

5-0 // JUNIOR  
Highlands Ranch, Colo.  
*Psychology*



**ADY WAHL**

5-3 // JUNIOR  
Zanesville, Ohio  
*Communication Studies*



**CAMARAH WILLIAMS**

5-? // FRESHMAN  
Kansas City, Mo.  
*Psychology*



**ERYN WILLIAMS**

5-1 // SENIOR  
Knoxville, Tenn.  
*Management Information Systems*



**KELISE WOOLFORD**

5-2 // FRESHMAN  
Orange, N.J.  
*Communication Studies*



# CÉCILE CANQUETEAU-LANDI

**CO-HEAD COACH**  
SECOND SEASON

**H**all of Fame USA Gymnastics coach Cécile Canqueteau-Landi was named co-head coach of the Georgia GymDogs in April 2024. She joined the GymDogs in August after coaching Team USA to a Gold Medal in the team finals and Simone Biles to three individual medals, including an all-around Gold.

She has coached Simone Biles, Jordan Chiles, and Maddie Kocian to 11 Olympic medals in the Rio, Tokyo, and Paris Olympics and was named the 2024 USA Gymnastics Coach of the Year for Women's Artistic Gymnastics.

Canqueteau-Landi has trained and mentored 13 USA Women's Senior National Team members, including Olympic and World team and individual champions Simone Biles and Madison Kocian and World team champions Alyssa Baumann, Jordan Chiles, and Joscelyn Roberson. She and her husband, Laurent, are personal coaches to Biles.

One third of the gymnasts in the 2024 Olympic Trials were coached by Canqueteau-Landi with nearly half of the Olympic team being coached by her, including alternates.

She came to Georgia after coaching at the World Champions Centre in Spring, Texas since 2017 and prior to that was at the World Olympic Gymnastics Academy from 2007-2017 where she coached alongside Georgia co-head coach Ryan Roberts.

The Georgia GymDogs made tremendous improvements in her first season as co-head coach. The GymDogs recorded six consecutive meet totals of 197.000 or higher, achieving the sixth highest regular season meet score in program history against Oklahoma (197.975), the highest since the regular season of 2009. For the first time since 2019, the GymDogs secured a national seed in the NCAA Tournament, ranking tenth heading into regionals. Lily Smith and Ady Wahl individually qualified for nationals on floor and vault, respectively, and garnered First Team All-American

CANQUETEAU-LANDI  
AT A GLANCE

#### FAMILY

**Husband:** Laurent Landi

**Daughter:** Juliette

#### OLYMPIC COACHING EXPERIENCE

2016 Olympics / Rio

2020 Olympics / Tokyo

2024 Olympics / Paris

#### ADDITIONAL COACHING EXPERIENCE

World Champions Centre, 2017-24

World Olympic Gymnastics Academy, 2007-17

Bart Conner Gymnastics Academy, 2004-07

French National Training Center, 2001-04

#### OLYMPIC COMPETITION EXPERIENCE

1996 Olympics / Atlanta



accolades. Smith finished fifth overall on floor and also earned WCGA regular season All-America status. Additionally, Smith received All-SEC honors, while Nyla Aquino was named to the SEC All-Freshman Team. The team averaged 9,193 attendees at home meets in 2025, the highest average since 2020, with a total attendance of 45,965 across five competitions in Stegeman.

A native of Provence-Alpes-Côte d'Azur, France, Canqueteau-Landi competed for France at the 1996 Olympics in Atlanta.

Canqueteau-Landi is married to Laurent Landi. The couple has one daughter, Juliette, who competed at the 2024 Olympics for the French national diving team. She currently competes at Auburn University.



▲ Cécile Canqueteau-Landi coached Simone Biles (pictured left), Jordan Chiles, and Maddie Kocian to 11 Olympic medals in the Rio, Tokyo, and Paris (pictured top) Olympics.



▲ Simone Biles attended UGA's 2025 home opener against Boise State as a special guest to Cécile Canqueteau-Landi.





# RYAN ROBERTS

**CO-HEAD COACH**  
SECOND SEASON

**R**yan Roberts was named co-head coach of the Georgia GymDogs in April 2024. He served as an assistant coach at Georgia for two seasons, and prior to that spent four years at Alabama, where he helped lead the Crimson Tide to the 2021 SEC Championship and a No. 5 national ranking. During his six seasons as an assistant coach, his teams have signed top-5 recruiting classes three times, including Georgia's No. 1 signing class in 2023. He earned WCGA Region 1 Assistant Coach of the Year honors in 2020 and 2021.

The Georgia GymDogs made tremendous improvements in Roberts' first season as co-head coach. The GymDogs recorded six consecutive meet totals of 197.000 or higher, achieving the sixth highest regular season meet score in program history against Oklahoma (197.975), the highest since the regular season of 2009. For the first time since 2019, the GymDogs secured a national seed in the NCAA Tournament, ranking tenth heading into regionals. Lily Smith and Ady Wahl individually qualified for nationals on floor and vault, respectively, and garnered First Team All-American accolades. Smith finished fifth overall on floor and also earned WCGA regular season All-America status. Additionally, Smith received All-SEC honors, while Nyla Aquino was named to the SEC All-Freshman Team. The team averaged 9,193 attendees at home meets in 2025, the highest average since 2020, with a total attendance of 45,965 across five competitions in Stegeman.

In 2024, Roberts assisted the GymDogs to a No.18 overall ranking with an National Qualifying Score of 197.425. The GymDogs notched the 12th highest regional score around the country, moving up seven spots from the year prior. He coached SEC Freshman of the Year Lily Smith to four All-American honors. His bars squad compiled an NQS of 49.243, consistent top-20 ranking, and received the highest score at the SEC Championship- a 49.450. The team's score of 49.500 on bars against Florida was the highest mark in the event since the 2019 NCAA Athens Regional. Three GymDogs received All-SEC recognition.



**ROBERTS**  
**AT A GLANCE**

**EDUCATION**

Alabama, 2021; Masters of Business Administration  
Fuller Theological Seminary, 2010; Masters of Theology  
Massachusetts-Amherst, 2003; Bachelors in Psychology

**FAMILY**

**Wife:** Hanne Roberts  
**Children:** Leo Olav, Aurora Amber, Pax Luca Ryan

**NATIONAL COACHING EXPERIENCE**

USA Gymnastics, 2018  
Norwegian National Team  
Norwegian Senior and Junior National Team

**ADDITIONAL COACHING EXPERIENCE**

Alabama, Assistant Coach; 2020-22  
World Olympic Gymnastics Academy; 2013-2018  
Nedre Glomma Turn Gymnastics Club; 2010-2013  
West Coast Elite Gymnastics; 2007-09



In his first year with the GymDogs, Roberts coached the bars group which improved 10 spots in the rankings from the previous season. The GymDogs hit a season high 49.475 at Missouri and again against Arkansas, tallying an NQS of 49.350. The Georgia gymnastics program improved 10 spots overall in the rankings at the end of the 2023 season from the prior year and the team's 2023 NQS score was the highest in the last four seasons. Roberts helped coach the GymDogs to individual awards on a conference and national level in 2023. Five GymDogs received All-SEC honors, which is the most since 2016 and the highest number in one season since 2003. Georgia was also awarded its first WCGA All-American since 2020.

In 2022, the Crimson Tide finished seventh nationally and second at the SEC Championship. The team posted a trio of 198 team scores during the season, including a 197.175 at the NCAA Seattle Regional Championship, the highest postseason score in program history and second best overall.

In 2021, Roberts' third season with the Crimson Tide, Alabama won its

10th Southeastern Conference title and posted its 33rd top-six NCAA finish, taking fifth at the national championships. Luisa Blanco was named the SEC Gymnast of the Year and was a finalist for the Honda Award. Blanco and Lexi Graber each won an individual national title, Blanco on the balance beam and Graber on the floor exercise. Blanco, Graber, Makarri Doggette, and Shallon Olsen also earned All-America honors.

Roberts also earned a Master of Business Administration from Alabama in 2021.

In his first season with the Crimson Tide, Roberts helped propel Alabama to a league-best six All-SEC honors as well as its 37th-consecutive top-12 national finish, making UA one of two schools to never finish outside the NCAA top-12. The 2020 season also saw the Tide post its 37th top-10 finish, finishing eighth nationally, while Doggette became the 75th UA gymnast to earn All-America honors.

Roberts has been a member of the USA Gymnastics National Staff since 2018.

Roberts went to Alabama following five years with the World Olympic Gymnastics Academy (WOGA) in Frisco, Texas. At WOGA, he coached members of the United States, Russian and Ecuadorian national teams. He also coached a trio of USA international Elite gymnasts, three Junior Olympic national champions and numerous gymnasts who earned college scholarships. While at WOGA, he also served as the personal coach to three USA National Team members, one of which earned a bronze medal at the Junior World Championships, as well as a Russian National Team member who won a silver medal at the World Championships and gold at the European Championships.

A former U.S. Junior Olympic National All-Around Champion, a U.S. National Championships all-around bronze medalist, and a three-year member of the U.S. Junior National Team, Roberts helped lead the United States to a win in the 1996 USA vs. Canada meet.

A much sought after coach at gymnastics clinics and camps across the nation, Roberts spent six years as head coach of the Nedre Glomma Turn Gymnastics Club in Fredrikstad, Norway prior to joining the WOGA staff. During his time in Norway, Roberts served as the Norwegian National Team head coach for numerous international competitions including European Championships, World Cups, Northern European Championships, and Nordic Championships. In fall 2013, he was head coach of the Norwegian Senior and Junior National Team camps, and of developmental camps for Norway's future national team and international competitors.

A former communications officer and platoon commander in the U.S. Marine Corps, Roberts was deployed to Iraq in 2005 in support of Operation Iraqi Freedom.

Roberts competed for two years at the University of New Mexico before finishing his career as a two-time NCAA qualifier at the University of Massachusetts-Amherst, where he earned his bachelor's degree in psychology in 2003. He also earned a master's degree in theology from Fuller Theological Seminary in 2010.

Roberts and his wife Hanne have three children, Leo Olav, Aurora Amber, and Pax Luca Ryan.





# OLEKSII KOLTAKOV

**ASSISTANT COACH / RECRUITING COORDINATOR**  
SECOND SEASON

Oleksii Koltakov joined the Georgia gymnastics staff as assistant coach in May 2024 after two seasons at Nebraska.

The Georgia GymDogs made tremendous improvements in Koltakov's first season as assistant coach. The GymDogs recorded six consecutive meet totals of 197.000 or higher, achieving the sixth highest regular season meet score in program history against Oklahoma (197.975), the highest since the regular season of 2009. For the first time since 2019, the GymDogs secured a national seed in the NCAA Tournament, ranking tenth heading into regionals. Lily Smith and Ady Wahl individually qualified for nationals on floor and vault, respectively, and garnered First Team All-American accolades. Smith finished fifth overall on floor and also earned WCGA regular season All-America status. Additionally, Smith received All-SEC honors, while Nyla Aquino was named to the SEC All-Freshman Team. The team averaged 9,193 attendees at home meets in 2025, the highest average since 2020, with a total attendance of 45,965 across five competitions in Stegeman.

In his second year as an assistant coach with NU, Koltakov served as the lead coach on vault and one of the lead coaches on floor. He helped NU achieve numerous team accomplishments, including three-straight scores of 197.000 and above in its last three regular-season meets. Nebraska athletes also garnered 36 event titles, and 11 Huskers earned a career high in at least one event.

On vault, the Huskers posted an NQS of 49.125. The Big Red earned a season-high score of 49.375 at Arkansas. Five NU gymnasts earned a career high on the event this season.

On the floor, Nebraska earned an NQS of 49.400, including a season-high 49.450, which the team scored twice. Six Huskers earned a career high on the floor with Koltakov's help.

In his first season with the Huskers, Koltakov helped the Big Red to a postseason berth, finishing the season at the NCAA Denver Regional. He helped Nebraska to its 10th-best floor score in school history, tallying a 49.500 on the event. Koltakov helped the team to its best team score in five years as well as the sixth-best away score in school history. He coached three gymnasts to All-Conference honors while Emma Spence was named Co-Regional Gymnast of the Year. He was also named the WCGA Co-Regional Assistant Coach of the Year in 2023.

**KOLTAKOV  
AT A GLANCE**

**EDUCATION**

National University of Physical Education and Sport of Ukraine  
- Bachelor's in Coaching and Physical Education  
- Master's in Biomechanics of Sports

**FAMILY**

**Wife:** Marissa King  
**Son:** Leon

**ADDITIONAL COACHING EXPERIENCE**

Nebraska, Assistant Coach; 2023-24  
Alabama, Volunteer Coach; 2021-22  
Piddubny Olympic College; 2013  
Azerbaijan Gymnastics Federation; 2013

Koltakov spent the 2021 and 2022 seasons as the volunteer assistant coach at Alabama. He helped lead Alabama to the 2021 SEC Championship title and a fifth-place finish at the NCAA Championships. In 2022, Koltakov coached Alabama to a runner-up finish at the SEC Championships and the NCAA Finals.

Prior to his time at Alabama, Koltakov coached club gymnastics in Austin, Texas as well as serving as a High Performance coach at numerous camps and clinics across the United States.

Koltakov began his coaching career at the Piddubny Olympic College in Ukraine and Azerbaijan Gymnastics Federation in 2013.

A former member of the Ukraine National Team, Koltakov competed at the 2009 European Championships in Milano, Italy as well as the 2009 World Cup in Ostrava, Czech Republic, where Ukraine was a finalist. He also helped lead Ukraine to the finals of the 2011 World Cup in Stuttgart, Germany.

He was a five-time Ukrainian Pommel Horse Champion from 2008-12 and the Ukrainian Floor Exercise Champion in 2011. He led his team to the Ukrainian Championship in both 2009 and 2011.

In addition to coaching and competing, Koltakov performed as a highbar catcher in Cirque du Soleil's show Alegria.

Koltakov is a two-time graduate of the National University of Physical Education and Sport of Ukraine earning his bachelor's degree in coaching and physical education in 2009 and a master's degree in biomechanics of sports specializing in Olympic and professional sports.

Oleksii is married to British Olympic gymnast and Georgia assistant coach Marissa King. The couple has one son, Leon.



# MARISSA KING

## ASSISTANT COACH SECOND SEASON

Marissa King joined the Georgia gymnastics staff as assistant coach in May 2024 after spending two seasons at Nebraska.

The Georgia GymDogs made tremendous improvements in King's first season as assistant coach. The GymDogs recorded six consecutive meet totals of 197.000 or higher, achieving the sixth highest regular season meet score in program history against Oklahoma (197.975), the highest since the regular season of 2009. For the first time since 2019, the GymDogs secured a national seed in the NCAA Tournament, ranking tenth heading into regionals. Lily Smith and Ady Wahl individually qualified for nationals on floor and vault, respectively, and garnered First Team All-American accolades. Smith finished fifth overall on floor and also earned WCGA regular season All-America status. Additionally, Smith received All-SEC honors, while Nyla Aquino was named to the SEC All-Freshman Team. The team averaged 9,193 attendees at home meets in 2025, the highest average since 2020, with a total attendance of 45,965 across five competitions in Stegeman.

As an assistant coach at Nebraska, King served as one of the lead coaches on floor in 2023-24, after being promoted to the role of assistant coach for the Huskers. King aided NU in earning three scores above 197.000 in the last three meets of the regular season. The last time the Huskers earned three scores in a row that surpassed the 197.000 mark was 2003.

With King's help, 11 Nebraska athletes notched career highs during 2023-24, including six on the floor. The Huskers' NQS score on the floor was 49.400 and the team ended the season tied for 21st nationally in the event.

King spent 2022-23 as a volunteer assistant coach for the Huskers.

King spent the past 2020-21 and 2021-22 seasons as a choreographer and club gymnastics coach in Birmingham, Alabama, and Austin, Texas. She also spent the 2022 season as a gymnastics analyst for ESPN and the SEC

### KING AT A GLANCE

#### EDUCATION

Florida, 2014; Bachelor's in Geography and Mass Communications

#### FAMILY

**Husband:** Oleksii Koltakov

**Son:** Leon

#### ADDITIONAL COACHING EXPERIENCE

Nebraska, Assistant Coach; 2024

Nebraska, Volunteer Coach; 2023

Florida, Volunteer Coach; 2014

#### OLYMPIC COMPETITION EXPERIENCE

2008 Olympics / Beijing

Network. King was an artistic acrobat in Cirque du Soleil from 2014 to 2020, performing with Amaluna (2014-18) and Alegria (2018-20).

One of the most decorated collegiate gymnasts, King competed for the University of Florida (2010-13). She was the national champion on vault in 2011 and finished her career as an 11-time All-American. King led the Gators to three SEC Championships (2010, 2012, 2013) and the program's first NCAA Championship in 2013. She also earned All-SEC honors in 2010, 2011 and 2012.

Prior to her collegiate career, King competed as an all-rounder for Great Britain in the 2008 Beijing Olympic Games. King was named the Cambridge and District Sportswoman of the Year, and the Cambridge and Peterborough Young Sports Personality in 2007. King trained at Huntingdon Olympic Gymnastics Club under coaches Paul Hall and Monica Desalermos.

King served as a volunteer assistant coach at Florida in 2014, helping the Gators to back-to-back national championships.

A dual-major in geography and mass communications, King earned her bachelor's degree from Florida in August of 2014. She is married to assistant coach, Oleksii Koltakov, and the couple has one son, Leon.

## GYMNASTICS SUPPORT STAFF



**TAYLOR CASSELL**

Director of Operations



**SAM DAVIS**

Athletic Training



**DR. DYLAN FIRSICK**

Mental Health & Performance



**NIAMBI GADSON**

Content Coordinator



**ADELE GAMMILL**

Graphic Designer



**DR. COURTNEY GAY**

Sport Administrator



**JANA HEITMEIER**

Sports Nutrition



**HANNAH HITSON**

Sports Communications



**LEIGH ANN HOLLAND**

Fan Engagement



**BRANDON HUMMER**

Athletic Performance



**MORGAN KENT**

Academics



**CAMERON MATHIS**

Student Manager



**DEBBIE MEYERHOFF**

Alumni Relations Coordinator



**RYANN POWELL**

Event & Facility Operations



**STEPHANIE RANSOM**

Sport Administrator



**BRENTON SHIVER**

Fan Engagement



**SEAN STEVENSON**

Sports Communications



**KELSEY THOMAS**

Compliance



UNIVERSITY OF GEORGIA PRESIDENT  
**JERE W. MOREHEAD**

President Jere W. Morehead began his tenure as the 22nd University of Georgia president on July 1, 2013. Under his leadership, UGA has risen in the rankings of the best public colleges and universities and has completed a series of initiatives to enhance student learning and success, including a requirement for experiential learning for all undergraduates.

Additionally, the University established a School of Medicine and completed the most successful capital campaign in its history, raising \$1.45 billion. It also created an Innovation District, where students and faculty partner with industry to generate ideas and solutions to enhance the University's role as a powerful driver of economic development in Georgia.

During President Morehead's tenure, UGA has increased its research and development expenditures by over 75%. The University of Georgia ranks No. 1 among U.S. universities for the number of products brought to market based on its research, according to the annual survey by AUTM. UGA has ranked either first or second in this measure for nine consecutive years.

In keeping with his focus on student success, President Morehead launched the ALL Georgia Program to support students from rural areas and created the Double Dawgs program, which enables students to save time and money by earning an undergraduate and graduate degree in five years or less. A UGA education is in greater demand than ever, with over 43,000 students enrolled in fall 2024 and nearly 48,000 applications submitted for a spot in the incoming Class of 2029.

President Morehead has served the University of Georgia since 1986 in both faculty and administrative roles. Before becoming President, he was Senior Vice President for Academic Affairs and Provost from 2010 to 2013. Prior to 2010, he held several key administrative assignments, including Vice President for Instruction, Vice Provost for Academic Affairs, Associate Provost and Director of the Honors Program, and acting Executive Director of Legal Affairs.

He is the Meigs Professor of Legal Studies in the Terry College of Business, where he has held a faculty appointment since 1986. He is a co-author of several books and book chapters, including "The Legal and Regulatory Environment of Business," and he has published scholarly articles on legal topics ranging from export controls to jury selection. He has served as Editor-in-Chief of the American Business Law Journal.

President Morehead currently serves as Co-Chair of the University Leadership Forum, a national initiative led by the Council on Competitiveness. Additional service includes membership on the boards of the Georgia Research Alliance, Georgia Chamber of Commerce, Atlanta Regional Council for Higher Education, Metro Atlanta Chamber of Commerce, and Emory University Candler School of Theology. He also is a trustee for the Committee on Economic Development and a member of the National Football Foundation Board of Trustees.

President Morehead is the Immediate Past Chair of the National Collegiate Athletic Association (NCAA) Division I Board of Directors. He previously served as President of the Southeastern Conference (SEC) and Chair of the SEC Executive Committee and as a member of the NCAA's Board of Governors; Presidential Forum; Working Group on Name, Image, and Likeness; and Federal and State Legislation Working Group.

In 2021, he received the Chief Executive Leadership Award from the Council for the Advancement and Support of Education District III for outstanding leadership and service in support of education. He has received several University-wide teaching awards, including the Josiah Meigs Award—UGA's highest honor for teaching excellence, the Russell Award for Excellence in Undergraduate Teaching, the Teacher of the Year Award in the Terry College of Business, and the Lothar Tresp Outstanding Honors Professor Award. He also earned the UGA School of Law's premier honor for alumni, the Distinguished Service Scroll Award.

President Morehead holds a bachelor's degree from Georgia State University and a law degree from the University of Georgia.





## J. REID PARKER DIRECTOR OF ATHLETICS JOSH BROOKS

**J**. Reid Parker Director of Athletics Josh Brooks continues to lead the University of Georgia Athletic Association through historic success.

In 2025, Georgia won four team national championships, tying a school record for the most titles in a single athletics season. The Bulldogs also earned the highest cumulative GPA in program history with a 3.26 during the 2024-25 academic campaign, setting a new school record once again.

Those accomplishments highlight the University's position as an academic and athletic powerhouse and underscore the achievements of the Athletic Association during Brooks' five-year tenure as athletic director.

Under his leadership, the Bulldogs have earned seven team national championships, 12 SEC crowns and 33 individual national titles across 21 sports. This fall, Georgia football earned a victory in the SEC championship game in its unprecedented fifth-straight appearance. The Bulldogs have won the title in three of the last five seasons and in back-to-back years for the first time since 1980.

Additional highlights include football national championships in 2021 and 2022, six conference championships, a national indoor crown and a NCAA title for women's tennis. Soccer has made a program-record four-straight NCAA tournament appearances and women's track won the program's first-ever outdoor title with a successful run in 2025. Equestrian also earned national titles in 2021 and 2025.

Georgia's No. 7 ranking in the 2023 LEARFIELD Directors Cup was the program's highest mark in 18 years, as Brooks become a finalist for the Sports Business Journal's Athletic Director of the Year honor.

For all his success, Brooks has also become a leading voice in college athletics. He serves on the SEC Executive Committee, is vice chair of the NCAA Football Oversight Committee and is chair of the NCAA Football Practice and Playing Seasons Committee.

With a focus on maintaining the University's mission of excellence in teaching and learning, Bulldog student-athletes have excelled academically. Recently, UGA swimmers Abby McCulloh (2025) and Callie Dickinson (2023) garnered the prestigious H. Boyd McWhorter Scholar-Athlete of the Year Award – the highest honor earned by a student-athlete in the SEC. Women's tennis star Dasha Vidmanova – only the third female tennis player to win the NCAA's triple crown – was named the 2025 recipient of the Honda Award and was the Roy F. Kramer SEC Female Athlete of the Year.

From academic and athletic success to historic fundraising and a multitude of facility projects, Brooks has continued to sustain Georgia's standing as a national powerhouse. The Georgia Bulldog Club set new fundraising records in each of the last three years with \$86.4 million raised in 2022, \$102 million in 2023 and \$113 million in 2024.

Brooks has overseen substantial facility upgrades that include the brand-new Lindsey Hopkins Indoor Tennis Courts, improvements to the south side of Sanford Stadium, a \$45 million renovation to Foley Field, a \$38 million upgrade to the Jack Turner Softball Stadium, a new \$1.8 million men's and women's basketball weight room as well as expansive updates to Stegeman Coliseum and a renovation project in the Butts-Mehre Heritage Hall.

Georgia also built a new, state-of-the-art track and field locker room and a one-of-a-kind track facility off South Milledge Avenue is nearing completion.

While facility upgrades have been at the forefront, Georgia's emphasis on Name, Image, and Likeness has further enhanced its commitment to the student-athlete experience. Georgia Athletics was one of the first departments to announce a

comprehensive NIL program, which provides wide-ranging education, multi-media management tools and brand-building training. The Bulldogs became one of the first schools to build an in-house NIL department with an Athlete Manager to help student-athletes navigate this space.

Under his guidance, Georgia re-branded the mental health and performance department, bringing in a new full-time director and an additional clinical counselor as well as adding sports psychology services for every team.

Before returning to UGA in 2016 as Executive Associate Director of Athletics, Brooks served as Deputy Athletics Director at the University of Louisiana Monroe from 2015-16 and Director of Athletics at Millsaps College from 2014-15. He also served in capacities as Director of Football Operations (2008-11) and Assistant and Associate Athletic Director for Internal Operations (2012-14) in his previous stint at UGA.

A native of Hammond, La., Brooks also served as director of football operations at the University of Louisiana-Monroe beginning in 2004. He gained experience as a student at Louisiana State University, working as an equipment manager and a student assistant coach.

Brooks graduated from LSU ('02) with a degree in Kinesiology and completed his master's degree in Sport Management from UGA ('14). He and his wife, Lillie, have twin sons, Jackson and James, born in July of 2009 and a third son, Davis, born in March of 2012.

He and his wife Lillie have become a vital part of the Athens community. On January 20, 2021, just two weeks after becoming Athletic Director, Brooks pledged \$100,000 to create a need-based scholarship to support UGA students from Athens-Clarke County. His gift created a Georgia Commitment Scholarship (GCS), adding to the more than 550 endowed, need-based scholarships created under the GCS program since its launch in January 2017.



GEORGIA ATHLETIC ASSOCIATION ADMINISTRATION



**David Shipley**  
Faculty Athletics Representative



**Darrice Griffin**  
Senior Deputy Director of Athletics



**Will Lawler**  
Deputy Athletic Director – Legal Affairs & Player Management



**Stephanie Ransom**  
Deputy Athletic Director – Finance SWA



**Steven Drummond**  
Deputy Athletic Director/Chief Marketing Officer



**Ford Williams**  
Executive Associate Athletic Director - Development



**Ron Courson**  
Executive Associate Athletic Director - Health & Performance



**Matt Brachowski**  
Senior Associate Athletic Director – Internal Operations



**Glada Horvat**  
Senior Associate Athletic Director – Academics & Eligibility



**Jeff Smith**  
Senior Associate Athletic Director – Compliance



**Alan Thomas**  
Sr Associate Athletic Director – Marketing & Revenue Strategy



**Brad Bell**  
Associate Athletic Director – Major Gifts



**Beth Dziedzic**  
Associate Athletic Director – Academics



**Travis Epling**  
Associate Athletic Director – Major Gifts & Premium Seating



**Steve Flippen**  
Associate Athletic Director – Compliance



**Scott Hallberg**  
Associate Athletic Director – Business Operations



**Derek Hammock**  
Assistant Athletic Director – Finance & Strategic Planning



**Rhonda Kilpatrick**  
Associate Athletic Director – Academics and Eligibility



**Christie Purks**  
Associate Athletic Director – Event Management



**Anna Randa**  
Associate Athletic Director – Sports Medicine



**Tanner Stines**  
Associate Athletic Director – Capital Planning & Aux. Admin



**Amy Thomas**  
Associate Athletic Director – Human Resources




**Christian Williams**  
Associate Athletic Director – Annual Giving & Ticketing



**Leland Barrow**  
Assistant Athletic Director – Sports Communications



**John Bateman**  
Assistant Athletic Director – Marketing



**Alan Daniel**  
Assistant Athletic Director – Annual Giving & Strategic Ops



**Emily Deitz**  
Assistant AD – Fan Engagement & Licensing



**Dr. Dylan Firsick**  
Assistant Athletic Director – Mental Health & Performance



**Leigh Futch**  
Assistant Athletic Director – The Georgia Way



**Jen Galas**  
Assistant Athletic Director – Social Media and Digital Strategy



**Courtney Gay**  
Assistant Athletic Director – Human Resources & Strategic Engagement



**Dan Goldstein**  
Assistant Athletic Director - Ticket Operations



**Cory Kopaniasz**  
Assistant Athletic Director – Academics



**Christopher Lakos**  
Assistant Athletic Director – Sports Communications



**Tray Littlefield**  
Assistant Athletic Director – Sports Communications



**Mike Mobley**  
Assistant Athletic Director – Sports Communications



**Chad Morehead**  
Assistant Athletic Director – Creative Strategy



## NYLA AQUINO

**CLASS** Sophomore

**HEIGHT** 5-0

**EVENTS** AA

**HOMETOWN** Boston, Mass.

**HIGH SCHOOL** Lexington HS

**MAJOR** Sociology & Criminal Justice

**BIRTHDAY** March 22, 2006

### CAREER HONORS & AWARDS

- 2025 SEC All-Freshman Team
- 2025 Sam Sheehan Spirit Award
- 2025 WCGA Scholastic All-America
- 2024-25 SEC First-Year Academic Honor Roll

### 2025 // FRESHMAN

Awarded the 2025 Sam Sheehan Spirit Award... Competed in all 12 meets on vault and floor, notching a season high 9.950 on vault and 9.975 on floor against Oklahoma... Named to the SEC All-Freshman Team... Compiled an NQS of 9.875 on vault and 9.925 on floor... All scores on vault counted for the GymDogs... Earned WCGA Scholastic All-America Honors... Named to 2024-25 SEC First-Year Academic Honor Roll.

### BEFORE GEORGIA

Three-star recruit... Trained at Elite Gymnastics Academy... Finished second in the nation on vault at the 2023 Level 10 DP Nationals with a Tsuk Full - the only gymnast in her region to compete the skill... A state champion on beam, floor, and vault and regional champion on vault and floor in 2023... Top 100 all-around and vault finisher with 16 total Top-100 scores in 2022... 2022 regional champion on vault, bars, floor, and all-around.

### PERSONAL

Daughter of Ericka and Jose Aquino... Born March 22, 2006... Double majoring in Sociology and Criminal Justice... Has one brother: Isaias... Both of parents ran track (and met) in college at University of Massachusetts, Lowell... Her uncle is a professional dancer and dances off Broadway.

### CAREER HIGHS

VAULT	9.950; Oklahoma, 3/14/25
BARS	---
BEAM	---
FLOOR	9.975; Oklahoma, 3/14/25
ALL-AROUND	---

### CAREER RESULTS

#### 2025 // Freshman

Meet	VT	UB	BB	FX	AA
Denver Quad Meet	9.875	--	--	9.600	--
Boise State	9.825	--	--	9.800	--
at Florida	9.925	--	--	9.875	--
Alabama	9.725	--	--	9.850	--
at Auburn	9.825	--	--	9.900	--
Arkansas	9.775	--	--	9.950	--
at Missouri	9.800	--	--	9.925	--
Kentucky	9.850	--	--	9.925	--
at LSU	9.850	--	--	9.925	--
Oklahoma	9.950	--	--	9.975	--
SEC Championship	9.875	--	--	9.525	--
NCAA Regionals	9.875	--	--	9.875	--
<b>Season Highs</b>	<b>9.950</b>	--	--	<b>9.975</b>	--



# CSENGE BÁCISKAY

**CLASS** Senior

**HEIGHT** 5-2

**EVENTS** AA

**HOMETOWN** Budapest, Hungary

**LAST SCHOOL** Nebraska

**HIGH SCHOOL** Sylvester Janos HS

**MAJOR** Communication Studies

**BIRTHDAY** April 14, 2003

## GYMDOG NOTES

- 2024 Olympic Qualifier: Vault
- Worlds Gymnastics Championships - 2022, Team Hungary
- Hungarian National Champion - Vault, 2021 / Floor, 2018

## CAREER HONORS & AWARDS

- 2025 Suzanne Yoculan "No Dream Too Big" Award
- 2024-25 SEC First-Year Academic Honor Roll
- Nebraska Scholar-Athlete Honor Roll - Fall 2022, 2023, Spring 2024
- Tom Osborne Citizenship Team: 2023, 2024

### 2025 // JUNIOR

Awarded the 2025 Suzanne Yoculan "No Dream Too Big" Award... Competed in 11 consecutive meets on vault and floor and four times on bars before getting injured prior to regionals... Notched a season high 9.850 on vault at Missouri and 9.925 on floor against Oklahoma... Hit a career high 9.900 on bars against Oklahoma... Compiled an NQS of 9.810 on vault and 9.860 on floor... Averaged a 9.838 on bars... All scores on vault counted for the GymDogs... Competed on vault for Hungary in the 2024 Paris Olympic Games... Named to 2024-25 SEC First-Year Academic Honor Roll.

### 2024 // SOPHOMORE (NEBRASKA)

Made a significant impact on the Huskers' lineup in her sophomore season. She competed in every meet for the Big Red, including 10 straight in the all-around to conclude the year. She posted new career highs in every event – 9.900 on vault, 9.850 on bars, 9.900 on beam, 9.950 on floor and 39.350 in the all-around. Bácskay earned four event titles on the season, one in every event except bars. The Hungary native also qualified for the 2024 Paris Olympics during the offseason, where she will represent her home country on vault.

### 2023 // FRESHMAN (NEBRASKA)

Competed in four meets throughout her first season, making her Husker debut in the season opener against Arkansas (Jan. 7). The freshman recorded a personal best on beam, tallying a 9.800 against the Razorbacks. Bacsckay recorded a season-best on vault (9.800) at Penn State. She added a personal best 9.700 on bars to help the Huskers to a first-place finish at the Lindsey Ferris Invitational (Jan. 15).

### BEFORE NEBRASKA

Bácskay is a Hungarian international elite gymnast. She competed for Team Hungary at the 2022 World Gymnastics Championships. Bácskay has competed at four European championships from 2018 to 2021. At the 2021 FIG World Challenge Cup Series, Bácskay claimed the vault title. She also competed at the 2021 World Gymnastics Championships in Kitakyushu, Japan, qualifying for the vault and all-around finals, finishing fifth on vault and 21st in the all-around competition. In 2019, Bácskay competed at the Doha World Cup and in 2020 at the Szombathely World Challenge Cup, where she qualified to the vault, bars and beam finals. Bácskay is the 2021 national vault champion and the 2018 national floor champion. She competed in the 2018 Youth Olympic Games claiming the silver medal on vault.

### PERSONAL

Daughter of Barbara Abonyi and Zsolt Bácskay... Born on April 14, 2003... Majoring in Communications Studies... She has one younger sister, Kincso, and one younger brother, Zsomber.

## CAREER HIGHS (includes career at Nebraska)

Vault	9.900; at Big Ten Championships, 3/23/24
Bars	9.900; vs. Oklahoma, 3/22/25
Beam	9.900; at Arkansas, 3/15/24
Floor	9.950; vs. Illinois, 1/20/24
ALL-AROUND	39.350; vs. Michigan, 1/27/24

## CAREER RESULTS

### 2023 // Freshman (Nebraska)

Meet	VT	UB	BB	FX	AA
Arkansas	--	9.600	9.800	--	--
at GW	--	9.700	--	--	--
Maryland	--	--	9.775	--	--
at Illinois	--	--	--	--	--
at Iowa	--	--	--	--	--
at Penn State	9.800	--	--	--	--
at Big Five	--	--	--	--	--
Michigan	--	--	--	--	--
at Utah State	9.750	9.600	--	--	--
Master's Classic	--	--	--	--	--
at Big Ten Championship	--	--	--	--	--
<b>Season Highs</b>	<b>9.800</b>	<b>9.700</b>	<b>9.800</b>	--	--

### 2024 // Sophomore (Nebraska)

Meet	VT	UB	BB	FX	AA
at Iowa State	9.650	--	9.700	9.850	--
at SFMCQ	9.825	--	--	9.900	--
Illinois	9.800	9.850	--	9.950	--
Michigan	9.800	9.850	9.800	9.900	39.350
at Iowa	9.875	9.725	9.350	9.900	38.850
at Maryland	9.275	9.800	9.775	9.800	38.650
Penn State	9.775	9.825	9.825	9.900	39.325
at Big Fives	9.800	9.850	9.800	9.875	39.325
UNC/SEMO/ISU	9.725	9.800	8.975	9.850	38.350
Master's Classic	9.750	9.775	9.850	9.875	39.250
at Arkansas	9.825	9.825	9.900	9.150	38.700
at Big Ten Championships	9.900	9.825	9.700	9.850	39.275
at NCAA Regionals	9.850	9.625	9.775	9.825	39.075
<b>Season Highs</b>	<b>9.900</b>	<b>9.850</b>	<b>9.900</b>	<b>9.950</b>	<b>39.350</b>

### 2025 // Junior

Meet	VT	UB	BB	FX	AA
Denver Quad Meet	9.800	--	--	9.850	--
Boise State	9.800	--	--	9.825	--
at Florida	9.825	--	--	9.850	--
Alabama	9.800	--	--	9.850	--
at Auburn	9.800	--	--	9.875	--
Arkansas	9.800	--	--	9.850	--
at Missouri	9.850	9.850	--	9.075	--
Kentucky	9.800	9.725	--	9.475	--
at LSU	9.825	--	--	9.875	--
Oklahoma	9.800	9.900	--	9.925	--
SEC Championship	9.800	9.875	--	9.850	--
NCAA Regionals	--	--	--	--	--
<b>Season Highs</b>	<b>9.850</b>	<b>9.900</b>	--	<b>9.925</b>	--



## JAYDAH BATTLE

**CLASS** Junior

**HEIGHT** 5-1

**EVENTS** AA

**HOMETOWN** Hampton, Va.

**HIGH SCHOOL** Bethel HS

**MAJOR** Sport Management

**BIRTHDAY** May 29, 2005

### CAREER HONORS & AWARDS

- 2025 WCGA Scholastic All-America
- 2024-25 SEC Winter Academic Honor Roll

### 2025 // SOPHOMORE

Did not compete due to an injury prior to season...  
Earned WCGA Scholastic All-America Honors...  
Named to 2024-25 SEC Winter Academic Honor Roll.

### 2024 // FRESHMAN

Competed in all 12 meets on beam, 11 times on vault, and twice on floor... notched a season high 9.925 on beam against Auburn... scored a season high 9.875 on vault at the Kidney Cares Collegiate Challenge in Nashville and to close the season at the NCAA Gainesville Regional... averaged a 9.745 on vault and 9.831 on beam... was one of Georgia's top scorers on beam three times- against LSU, Auburn, and at Michigan... won two event titles on beam versus Auburn (9.925) and at Michigan (9.850)... named to UGA's J. Reid Parker Director of Athletics Dean's List in the spring.

### BEFORE GEORGIA

A four-star in Georgia's recruiting class ranked No. 1 by CollegeGymNews.com... trained at World Class Gymnastics... qualified for the Level 10 National Championship in 2021 where she placed first on beam and second on vault... qualified again for the 2022 National Championship where she placed second on beam and third on vault... qualified for the Nastia Liukin Cup in 2022.

### PERSONAL

Daughter of Jami and Aquan Battle... Born May 29, 2005... Majoring in Sport Management... Has one brother: Dae'Quan.

### CAREER HIGHS

VAULT	9.875; 2x, last at NCAA Regionals, 4/5/24
BARS	---
BEAM	9.925; vs. Auburn, 3/1/24
FLOOR	9.125; vs. LSU, 2/9/24
ALL-AROUND	---

### CAREER RESULTS

#### 2024 // Freshman

Meet	VT	UB	BB	FX	AA
NC State	9.800	--	9.850	--	--
at Arkansas	9.725	--	9.850	--	--
Missouri	9.775	--	9.875	--	--
at Kentucky	9.775	--	9.650	8.975	--
Florida	--	--	9.875	--	--
LSU	9.800	--	9.875	9.125	--
at Alabama	9.800	--	9.750	--	--
Auburn	9.825	--	9.925	--	--
at Michigan	9.750	--	9.850	--	--
Kidney Cares	9.875	--	9.775	--	--
SEC Championship	9.200	--	9.825	--	--
NCAA Regionals	9.875	--	9.875	--	--
<b>Season Highs</b>	<b>9.875</b>	<b>--</b>	<b>9.925</b>	<b>9.125</b>	<b>--</b>

#### 2025 // Sophomore

Meet	VT	UB	BB	FX	AA
Denver Quad Meet	--	--	--	--	--
Boise State	--	--	--	--	--
at Florida	--	--	--	--	--
Alabama	--	--	--	--	--
at Auburn	--	--	--	--	--
Arkansas	--	--	--	--	--
at Missouri	--	--	--	--	--
Kentucky	--	--	--	--	--
at LSU	--	--	--	--	--
Oklahoma	--	--	--	--	--
SEC Championship	--	--	--	--	--
NCAA Regionals	--	--	--	--	--
<b>Season Highs</b>	<b>--</b>	<b>--</b>	<b>--</b>	<b>--</b>	<b>--</b>



# KARA EAKER

**CLASS** Senior

**HEIGHT** 5-4

**EVENTS** BB, FX

**HOMETOWN** Kansas City, Mo.

**LAST SCHOOL** Utah

**HIGH SCHOOL** Grain Valley HS

**MAJOR** Furnishings and Interiors

**BIRTHDAY** Nov. 7, 2002

## GYMDOG NOTES

- 2020 U.S. Olympic Team alternate
- Four-year member of USA National Team (2017-21)
- Two-time World Champion as Team USA member

## CAREER HONORS & AWARDS

- 2023 First Team All-America (Beam)
- 2022 First Team All-America (Beam)
- 2023 First Team All-Pac 12 (Beam)
- 2024-25 SEC First-Year Academic Honor Roll

### 2025 // JUNIOR

Competed nine consecutive times on beam... Notched a season high 9.925 three times- against Alabama and Oklahoma and at Missouri... Compiled an NQS of 9.880... All nine scores counted for the GymDogs... Named to 2024-25 SEC First-Year Academic Honor Roll.

### 2023 // SOPHOMORE (UTAH)

First team regular season All-American (beam)... First team All-Pac-12 Conference (beam)... Starter on beam in 13-of-15 meets, floor three times... Posted a 9.965 NQS on beam to finish fourth in the nation, while averaging a 9.947 in the regular season... Scored second Perfect 10 of her career on beam at the Best of Utah in the second meet of the season... Posted a 9.90 or better on beam in 12-of-13 routines, which included seven scores of 9.95 or better... Recorded consecutive 9.975s on beam against Arizona State and California... Also scored a 9.975 against UCLA on beam... Earned season high 9.90 on floor at the Metroplex Challenge... Scored a 9.95 on beam at the Pac-12 Championships and the NCAA Regional Final... Tallied 9.9125s at the NCAA Semifinal and NCAA Final.

### 2022 // FRESHMAN (UTAH)

First-team NCAA All-American on beam... Starter on floor and beam in the season opener before an ankle injury held her out of competition until Mar. 4... Returned to competition for the final seven meets of the year, and was a starter on beam in six competitions... Scored a 9.875 or better in all seven beam routines, including four routines at a 9.9375 or better... Posted first Perfect 10 of her career at the NCAA Regional Final in just her fifth career beam routine... Recorded a 9.95 on beam at the NCAA Regional Second Round... Posted a team-best 9.95 on beam at the NCAA Finals... Tied for the team high in the semifinals (9.9375), which finished tied for first place in the first session... Scored a 9.80 on floor at the Rio Tinto Best of Utah.

### BEFORE UTAH

2020 U.S. Olympic Team alternate... Four-year member of USA National Team (2017-21)... Two-time World Champion as Team USA member... 2nd on beam, 6th on floor, 7th in the all-around at 2021 U.S. Olympic Team Trials... 4th on beam at 2019 World Championships, 6th on beam at 2018 World Championships... 1st on beam, 2nd on floor, 4th in the all-around with gold medal Team USA at 2019 Pan American Games... 1st on beam, 3rd on floor with gold medal Team USA at 2018 Pan American Championships... Won three gold medals at 2019 Gymnix International (team, all-around, beam)... U.S. Championships and U.S. Classic qualifier since 2017... 2nd on beam at the 2018 and 2019 U.S. Championships... 1st on beam, 3rd in the all-around, 4th on floor, 5th on bars at 2017 U.S. Championships (Jr. Div.)... 1st on beam, 4th in the all-around and on floor at the 2019 U.S. Classic... 3rd on beam, 5th in the all-around at 2021 American Classic... 1st on beam, 2nd on floor, 4th in the all-around at 2018 American Classic... Trained at Great American Gymnastics Express (GAGE)... Graduate of Grain Valley High School.

### PERSONAL

Daughter of Katherine and Mark Eaker... Born Nov. 7, 2002... Majoring in Furnishings and Interiors... Has three siblings: Katrina, Aron, and Sara.

## CAREER HIGHS (includes career at Utah)

VAULT	---
BARS	---
BEAM	10.0; 2x, last Best of Utah, 1/13/23
FLOOR	9.900; at Metroplex Challenge, 2/11/23
ALL-AROUND	---

## CAREER RESULTS

### 2022 // Freshman (Utah)

Meet	VT	UB	BB	FX	AA
Best of Utah	--	--	9.875	9.800	--
Oklahoma	--	--	--	--	--
Arizona State	--	--	--	--	--
Stanford	--	--	--	--	--
at UCLA	--	--	--	--	--
at California	--	--	--	--	--
Oregon State	--	--	--	--	--
at Washington	--	--	--	--	--
at Arizona	--	--	--	--	--
Minnesota	--	--	9.900	--	--
at LSU	--	--	9.875	--	--
Pac-12 Championships	--	--	--	--	--
NCAA Regional (1)	--	--	9.950	--	--
NCAA Regional (2)	--	--	10.0	--	--
NCAA Championship Semis	--	--	9.9375	--	--
NCAA Championship Final	--	--	9.950	--	--
<b>Season Highs</b>	--	--	<b>10.0</b>	<b>9.800</b>	--

### 2023 // Sophomore (Utah)

Meet	VT	UB	BB	FX	AA
LSU	--	--	9.900	--	--
Best of Utah	--	--	10.0	--	--
at Oklahoma	--	--	9.900	9.675	--
Washington	--	--	9.900	--	--
UCLA	--	--	9.975	--	--
Metroplex Challenge	--	--	9.950	9.900	--
at Arizona State	--	--	9.975	9.850	--
California	--	--	9.975	--	--
Pac-12 Championships	--	--	9.950	--	--
NCAA Regional (1)	--	--	9.300	--	--
NCAA Regional (2)	--	--	9.950	--	--
NCAA Championship Semis	--	--	9.9125	--	--
NCAA Championship Final	--	--	9.9125	--	--
<b>Season Highs</b>	--	--	<b>10.0</b>	<b>9.900</b>	--

### 2025 // Junior

Meet	VT	UB	BB	FX	AA
Denver Quad Meet	--	--	--	--	--
Boise State	--	--	--	--	--
at Florida	--	--	--	--	--
Alabama	--	--	9.925	--	--
at Auburn	--	--	9.900	--	--
Arkansas	--	--	9.875	--	--
at Missouri	--	--	9.925	--	--
Kentucky	--	--	9.875	--	--
at LSU	--	--	9.775	--	--
Oklahoma	--	--	9.925	--	--
SEC Championship	--	--	8.500	--	--
NCAA Regionals	--	--	9.300	--	--
<b>Season Highs</b>	--	--	<b>9.925</b>	--	--



## BROOKE GLEICHOWSKI

**CLASS** Sophomore

**HEIGHT** 5-4

**EVENTS** UB, BB, FX

**HOMETOWN** Gainesville, Fla.

**HIGH SCHOOL** P.K. Yonge Developmental  
Research School

**MAJOR** Social Entrepreneurship

**BIRTHDAY** Sept. 13, 2005

### CAREER HONORS & AWARDS

- 2025 SEC Community Service Team
- 2025 WCGA Scholastic All-America
- 2024-25 SEC First-Year Academic Honor Roll

### 2025 // FRESHMAN

Competed nine times on beam... Notched a season high 9.950 at Florida... Won one event title at Florida... Compiled an NQS of 9.795... Named to the 2025 SEC Gymnastics Community Service Team... Earned WCGA Scholastic All-America Honors... Named to 2024-25 SEC First-Year Academic Honor Roll.

### BEFORE GEORGIA

A three-star recruit... Trained at Brandy Johnson's Gymnastics... A 2022 and 2023 DP National Qualifier on Beam as well as a floor qualifier in 2022 where she finished fourth... The Eastern National Beam Champion in 2019.

### PERSONAL

Daughter of Rose and Ryan Gleichowski... Born Sept. 13, 2005... Majoring in Social Entrepreneurship with a minor in Sport Management... Has one sister: Carsyn... Father, Ryan, played baseball at Florida.

### CAREER HIGHS

VAULT	---
BARS	---
BEAM	9.950; at Florida, 1/24/25
FLOOR	---
ALL-AROUND	---

### CAREER RESULTS

#### 2025 // Freshman

Meet	VT	UB	BB	FX	AA
Denver Quad Meet	--	--	9.125	--	--
Boise State	--	--	9.125	--	--
at Florida	--	--	9.950	--	--
Alabama	--	--	9.700	--	--
at Auburn	--	--	9.775	--	--
Arkansas	--	--	--	--	--
at Missouri	--	--	9.875	--	--
Kentucky	--	--	--	--	--
at LSU	--	--	--	--	--
Oklahoma	--	--	9.850	--	--
SEC Championship	--	--	9.775	--	--
NCAA Regionals	--	--	9.100	--	--
<b>Season Highs</b>	--	--	<b>9.950</b>	--	--



# NICOLE KING

**CLASS** Senior

**HEIGHT** 5-5

**EVENTS** VT, FX

**HOMETOWN** Johns Creek, Ga.

**HIGH SCHOOL** Johns Creek HS

**MAJOR** Psychology

**BIRTHDAY** April 7, 2004

## CAREER HONORS & AWARDS

- 2023 Sam Sheehan Spirit Award
- 2025 WCGA Scholastic All-America
- 2024 WCGA Scholastic All-America
- 2024-25 SEC Winter Academic Honor Roll
- 2023-24 SEC Winter Academic Honor Roll
- 2022-23 SEC First-Year Academic Honor Roll

### 2025 // JUNIOR

Returned from injury and competed four times on vault and floor... Notched a career high 9.875 on vault against Alabama and 9.900 on floor against Oklahoma... All four floor scores counted for the GymDogs... Earned WCGA Scholastic All-America Honors... Named to 2024-25 SEC Winter Academic Honor Roll.

### 2024 // SOPHOMORE

Did not compete... Named to the SEC Academic Honor Roll... Named to UGA's J. Reid Parker Director of Athletics Honor Roll in the fall and Dean's List in the spring... Earned WCGA Scholastic All-America Honors.

### 2023 // FRESHMAN

Awarded the 2023 Sam Sheehan Spirit Award... Competed twice on floor and four times on vault before suffering a season-ending ankle injury during her vault at LSU... Scored a season-high 9.775 on vault at the Super 16... Received two 9.825s for her floor routine... Named to the First-Year SEC Academic Honor Roll... Named to the J. Reid Parker Director of Athletics fall and spring honor rolls.

### BEFORE GEORGIA

Trained at BIO Gymnastics... A 2021 Level 10 State Champion on vault and a Junior Olympics Nationals Qualifier... Level 9 Regional Champion in the all-around, bars, and vault in 2019.

### PERSONAL

Daughter of Susan and Bob King... Born April 7, 2004... Majoring in Psychology with a minor in Human Services... Has one brother, Drew.

## CAREER HIGHS

VAULT	9.875; vs. Alabama, 1/31/25
BARS	---
BEAM	---
FLOOR	9.900; vs. Oklahoma, 3/14/25
ALL-AROUND	---

## CAREER RESULTS

### 2023 // Freshman

Meet	VT	UB	BB	FX	AA
Super 16	9.775	--	--	--	--
at Missouri	9.650	--	--	--	--
Georgia Quad Meet	9.575	--	--	--	--
Kentucky	--	--	--	9.825	--
at Florida	--	--	--	9.825	--
at LSU	9.700	--	--	--	--
Metroplex Challenge	--	--	--	--	--
Alabama	--	--	--	--	--
at Auburn	--	--	--	--	--
Arkansas	--	--	--	--	--
Michigan	--	--	--	--	--
SEC Championship	--	--	--	--	--
NCAA Regionals	--	--	--	--	--
<b>Season Highs</b>	<b>9.775</b>	--	--	<b>9.825</b>	--

### 2024 // Sophomore

Meet	VT	UB	BB	FX	AA
NC State	--	--	--	--	--
at Arkansas	--	--	--	--	--
Missouri	--	--	--	--	--
at Kentucky	--	--	--	--	--
Florida	--	--	--	--	--
LSU	--	--	--	--	--
at Alabama	--	--	--	--	--
Auburn	--	--	--	--	--
at Michigan	--	--	--	--	--
Kidney Cares	--	--	--	--	--
SEC Championship	--	--	--	--	--
NCAA Regionals	--	--	--	--	--
<b>Season Highs</b>	--	--	--	--	--

### 2025 // Junior

Meet	VT	UB	BB	FX	AA
Denver Quad Meet	--	--	--	9.625	--
Boise State	--	--	--	--	--
at Florida	9.800	--	--	9.750	--
Alabama	9.875	--	--	--	--
at Auburn	9.700	--	--	--	--
Arkansas	--	--	--	--	--
at Missouri	--	--	--	--	--
Kentucky	--	--	--	--	--
at LSU	--	--	--	--	--
Oklahoma	--	--	--	9.900	--
SEC Championship	9.725	--	--	9.700	--
NCAA Regionals	--	--	--	--	--
<b>Season Highs</b>	<b>9.875</b>	--	--	<b>9.900</b>	--



## EMMA MASON

**CLASS** Sophomore

**HEIGHT** 5-5

**EVENTS** UB, BB, FX

**HOMETOWN** Scott Depot, W.V.

**HIGH SCHOOL** Teays Valley Christian School

**MAJOR** Biomedical Physiology

**BIRTHDAY** Oct. 4, 2004

### CAREER HONORS & AWARDS

- 2025 WCGA Scholastic All-America
- 2024-25 SEC First-Year Academic Honor Roll

### 2025 // FRESHMAN

Competed three times on bars and once on beam and floor... Notched a season high 9.850 on bars twice... Scored a 9.575 on beam... Received a 9.875 on floor... Earned WCGA Scholastic All-America Honors... Named to 2024-25 SEC First-Year Academic Honor Roll.

### BEFORE GEORGIA

Trained at Revolution Gymnastics... Scored a Perfect 10 on bars at the 2023 Derby Classic... Two-time National All-Star Qualifier where she finished sixth in the nation on bars and all-around in 2023... Three-time second place finisher on bars at the Region 7 Championships, and a six-time State Champion.

### PERSONAL

Daughter of Monica and James Mason... Born Oct. 4, 2004... Majoring in Biomedical Physiology... Has two sisters: Hannah and Grace.

### CAREER HIGHS

VAULT	---
BARS	9.850; 2x, last vs. Alabama, 1/31/25
BEAM	9.575; at Denver Quad Meet, 1/12/25
FLOOR	9.875; vs. Boise State, 1/17/25
ALL-AROUND	---

### CAREER RESULTS

#### 2025 // Freshman

Meet	VT	UB	BB	FX	AA
Denver Quad Meet	--	--	9.575	--	--
Boise State	--	9.850	--	9.875	--
at Florida	--	9.750	--	--	--
Alabama	--	9.850	--	--	--
at Auburn	--	--	--	--	--
Arkansas	--	--	--	--	--
at Missouri	--	--	--	--	--
Kentucky	--	--	--	--	--
at LSU	--	--	--	--	--
Oklahoma	--	--	--	--	--
SEC Championship	--	--	--	--	--
NCAA Regionals	--	--	--	--	--
<b>Season Highs</b>	--	<b>9.850</b>	<b>9.575</b>	<b>9.875</b>	--



# ABERDEEN O'DRISCOLL

**CLASS** Sophomore

**HEIGHT** 5-9

**EVENTS** AA

**HOMETOWN** Léglise, Belgium

**HIGH SCHOOL** Topsport School

**MAJOR** Intended - Management

**BIRTHDAY** Jan. 1, 2007

## CAREER HONORS & AWARDS

- 2024-25 SEC First-Year Academic Honor Roll

### 2025 // FRESHMAN

Competed twice on beam and once on vault...  
Notched a season high 9.850 on beam at Florida...  
Made her vault debut at Regionals with a 9.675...  
Named to 2024-25 SEC First-Year Academic Honor Roll.

### BEFORE GEORGIA

Took part in the Top Gym in Charleroi, Belgium, the Elite Gym Massilia, in Marseille France, and the City of Jesolo Trophy in Venice Italy... Was runner-up at the 2022 Belgian Championships and participated in the European Championships in Munich (2022), where she finished 12th all around... Participated in the DTB-Pokal Team Challenge in Stuttgart in 2023, where the Belgian team took second place... Part of the Belgian team in the 2023 European championships in Antalya, Turkey where she helped qualified the team to the World Championships in Antwerp... Selected as a reserve for the 2023 World Championships.

### PERSONAL

Daughter of Michèle Wauters and Sean O'Driscoll...  
Born Jan. 1, 2007... Intending to major in Management... Has three siblings: Aaron, Alicia, and Abigail.

## CAREER HIGHS

VAULT	9.675; at NCAA Regionals, 4/4/25
BARS	---
BEAM	9.850; at Florida, 1/24/25
FLOOR	---
ALL-AROUND	---

## CAREER RESULTS

### 2025 // Freshman

Meet	VT	UB	BB	FX	AA
Denver Quad Meet	--	--	--	--	--
Boise State	--	--	--	--	--
at Florida	--	--	9.850	--	--
Alabama	--	--	--	--	--
at Auburn	--	--	--	--	--
Arkansas	--	--	9.800	--	--
at Missouri	--	--	--	--	--
Kentucky	--	--	--	--	--
at LSU	--	--	--	--	--
Oklahoma	--	--	--	--	--
SEC Championship	--	--	--	--	--
NCAA Regionals	9.675	--	--	--	--
<b>Season Highs</b>	<b>9.675</b>	--	<b>9.850</b>	--	--



## JA' FREE SCOTT

**CLASS** Senior

**HEIGHT** 5-3

**EVENTS** VT, UB, BB

**HOMETOWN** Kansas City, Mo.

**HIGH SCHOOL** William Christmas HS

**MAJOR** Communication Studies

**BIRTHDAY** Feb. 13, 2004

### CAREER HONORS & AWARDS

- 2025 McMinn Award for Competitive Consistency
- 2024 All-SEC Team
- 2023 SEC All-Freshman Team

### 2025 // JUNIOR

Awarded the 025 McMinn Award for Competitive Consistency... Competed 11 times on vault, bars and beam... Notched career high scores of 9.875 on vault (2x) and 9.925 on beam (at LSU)... Matched career high of 9.950 on beam against Oklahoma... Compiled NQS of 9.900 on bars, 9.895 on beam, and 9.830 on vault... Won two event titles on bars- at Denver Quad Meet and versus Boise State.

### 2024 // SOPHOMORE

Competed on bars and beam in all 12 meets, competed 10 times on vault... Tabbed All-SEC on bars after scoring a 9.925 and finishing tied for third overall at the SEC Championship... Notched a season high 9.850 four times on vault- against LSU, at Alabama, versus Auburn, and at the Kidney Cares Collegiate Challenge... Matched her career high 9.950 on bars at Arkansas... Hit her career high 9.900 on beam four times- at Arkansas, against Florida, at Alabama, and versus Auburn... Averaged a 9.805 on vault, 9.777 on bars, and 9.800 on beam... Was Georgia's top scorer on bars three times and four times on beam... Won four event titles- on bars at Arkansas (9.950), versus Auburn (9.925), and on beam at Arkansas (9.900) and Michigan (9.850).

### 2023 // FRESHMAN

Competed in all 13 meets on bars and 10 times on beam... Received SEC All-Freshman honors after being the top freshman finisher on beam in the first session of the SEC Championship... Notched a season-high 9.950 on bars against Arkansas, previously scoring a 9.900 and a 9.925... Scored a season-high 9.875 on beam three times... Took home the event title on bars at Missouri and versus Arkansas... Named to the J. Reid Parker Director of Athletics fall and spring honor rolls.

### BEFORE GEORGIA

Trained at GAGE (Great American Gymnastics Express)... A USA National Team member in 2018... Competed for the USA on an international assignment... A Junior Elite qualifier and championship qualifier.

### PERSONAL

Daughter of Natonya and Jeffrey Scott... Born Feb. 13, 2004... Majoring in Communications Studies... Has four siblings: Jeffrey, Armund, Davesha, Griyana.

### CAREER HIGHS

VAULT	9.875; 2x, last vs. Oklahoma, 3/14/25
BARS	9.950; 3x, last vs. Oklahoma, 3/14/25
BEAM	9.925; at LSU, 3/7/25
FLOOR	---
ALL-AROUND	---

### CAREER RESULTS

#### 2023 // Freshman

Meet	VT	UB	BB	FX	AA
Super 16	--	9.875	9.825	--	--
at Missouri	--	9.925	9.875	--	--
Georgia Quad Meet	--	9.850	9.800	--	--
Kentucky	--	9.875	9.725	--	--
at Florida	--	9.825	9.100	--	--
at LSU	--	9.850	9.275	--	--
Metroplex Challenge	--	9.900	--	--	--
Alabama	--	9.825	9.800	--	--
at Auburn	--	9.775	9.075	--	--
Arkansas	--	9.950	--	--	--
Michigan	--	9.850	--	--	--
SEC Championship	--	9.825	9.875	--	--
NCAA Regionals	--	9.875	9.875	--	--
<b>Season Highs</b>	--	<b>9.950</b>	<b>9.875</b>	--	--

#### 2024 // Sophomore

Meet	VT	UB	BB	FX	AA
NC State	--	9.875	9.250	--	--
at Arkansas	--	9.950	9.900	--	--
Missouri	9.825	9.875	9.875	--	--
at Kentucky	9.775	9.775	9.825	--	--
Florida	9.825	9.900	9.900	--	--
LSU	9.850	9.850	9.875	--	--
at Alabama	9.850	9.875	9.900	--	--
Auburn	9.850	9.925	9.900	--	--
at Michigan	9.750	9.275	9.850	--	--
Kidney Cares	9.850	9.250	9.875	--	--
SEC Championship	9.750	9.925	9.625	--	--
NCAA Regionals	9.750	9.850	9.825	--	--
<b>Season Highs</b>	<b>9.850</b>	<b>9.950</b>	<b>9.900</b>	--	--

#### 2025 // Junior

Meet	VT	UB	BB	FX	AA
Denver Quad Meet	9.875	9.900	9.775	--	--
Boise State	9.800	9.925	9.850	--	--
at Florida	--	--	--	--	--
Alabama	9.850	9.800	9.900	--	--
at Auburn	9.825	9.875	9.900	--	--
Arkansas	9.800	9.825	9.700	--	--
at Missouri	9.800	9.925	9.875	--	--
Kentucky	9.800	9.850	9.900	--	--
at LSU	9.750	9.850	9.925	--	--
Oklahoma	9.875	9.950	9.900	--	--
SEC Championship	9.800	9.875	9.800	--	--
NCAA Regionals	9.850	9.875	9.900	--	--
<b>Season Highs</b>	<b>9.875</b>	<b>9.950</b>	<b>9.925</b>	--	--



# LILY SMITH

**CLASS** Junior

**HEIGHT** 5-2

**EVENTS** AA

**HOMETOWN** Limerick, Pa.

**HIGH SCHOOL** Spring-Ford Area HS

**MAJOR** Consumer Economics

**BIRTHDAY** June 28, 2005

## CAREER HONORS & AWARDS

- 2025 First Team All-America (Floor)
- 2025 All-SEC Team
- 2025 Co-Team MVP
- 2024 First Team All-America (Bars)
- 2024 First Team All-America (Beam)
- 2024 Second Team All-America (Floor)
- 2024 Second Team All-America (All-Around)
- 2024 SEC Freshman of the Year
- 2024 All-SEC Team
- 2024 SEC All-Freshman Team
- 5x SEC Freshman of the Week in 2024
- 2025 WCGA Scholastic All-America
- 2025 CSC Academic All-District
- 2024-25 SEC Winter Academic Honor Roll
- 2023-24 SEC First-Year Academic Honor Roll

### 2025 // SOPHOMORE

Competed in all 12 meets on beam and floor, 10 times on bars and twice on vault and all-around... Awarded the 2025 UGA Gymnastics Co-Team MVP Award... Notched a career high 9.975 on floor at LSU... Matched career high of 9.950 on beam at Auburn and versus Kentucky... Scored season highs of 9.775 on vault and 9.975 on bars (Oklahoma)... Earned First Team All-America honors on floor after qualifying individually for nationals... Finished fifth overall on floor at nationals with a 9.9375... Earned All-SEC recognition... Received Women's Collegiate Gymnastics Association Regular Season All-America Honors (second team on bars and floor)... Nine scores of 9.900 or better on floor, six on bars, and four on beam... Compiled a NQS of 9.935 on floor, 9.930 on bars, and 9.895 on beam... Georgia's top scorer nine times on floor, six times on bars, and four on beam... Earned WCGA Scholastic All-America Honors... Named to 2024-25 SEC Winter Academic Honor Roll.

### 2024 // FRESHMAN

Competed in all 12 meets on bars, beam, and floor... Competed vault and all-around 10 times... Earned four All-America honors at the NCAA Gymnastics National Championship- First Team on Bars and Beam, Second Team on Floor and All-Around... Named SEC Freshman of the Year after being the highest ranked SEC freshman and tenth overall on bars with an NQS of 9.950 and also ranking in the top 25 nationally on floor and all-around... Received Women's Collegiate Gymnastics Association Regular Season All-America Honors (second team on bars)... Scored a Perfect 10 on bars against Missouri... She was only the fourth freshman in Georgia gymnastics history to record a Perfect 10 on bars and the tenth to achieve a 10.0 in their rookie season- marking the first since 2001... Her 10.0 was the first from a GymDog since Rachel Baumann on floor in 2022 and the first on bars since Marissa Oakley in 2019... She was only the seventh gymnast- and fourth freshman- in Georgia gymnastics history to start a season with a 9.975 on any event- she was only the fourth to achieve the mark on the uneven bars in the first meet- none of which were freshmen... She was the only freshman in the country to debut with a 9.975 across all events in 2024... Tabbed SEC Freshman of the Week five times in her rookie campaign... Earned All-SEC recognition for her scores on vault, bars, beam, floor, and all-around at the SEC Championship and was named SEC All-Freshman on bars, beam, and all-around... In addition to a season-high 10.0 on bars, she scored two 9.975s and nine scores above a 9.900 on the apparatus, averaging a 9.916 for the season... Scored a season high 9.850 on vault twice- against Florida and at the SEC Championship... Notched a season high 9.950 on beam four times- against Missouri, and three in a row to finish the season (Kidney Cares, SEC Championship, NCAA Regionals)... Recorded a season high 9.950 on floor four times- against LSU, Auburn, at Michigan, and Kidney Cares... Scored 25 9.900s or better across bars, beam and floor... Hit a high all-around score of 39.675 at NCAA Regional to qualify individually to compete all-around at nationals... Won 16 individual titles throughout the season- six on bars, two on beam, five on floor, three all-around... Was Georgia's top scorer on floor in every meet... Named to UGA's J. Reid Parker Director of Athletics Honor Roll in the fall and Dean's List in the spring... Earned WCGA Scholastic All-America Honors.

### BEFORE GEORGIA

Five-star in Georgia's recruiting class ranked No. 1 by CollegeGymNews.com... Trained at Silvia's Gymnastics... A Pennsylvania State Champion five years in a row and crowned 2022 PA State Champion in bars, floor, and all-around... Regional Champion on bars, floor, vault, and all-around, finishing second on beam, then moving on to become the National Champion on bars, floor and all-around in 2022... She scored a Perfect 10 on bars at the 2022 Tim

## CAREER HIGHS

Vault	9.850; 2x, last at SEC Championship, 3/23/24
Bars	10.0; vs. Missouri, 1/20/24
Beam	9.950; 6x, last NCAA Regionals, 4/4/25
Floor	9.975; at LSU, 3/7/25
All-Around	39.675; at NCAA Regionals, 4/5/24

## CAREER RESULTS

### 2024 // Freshman

Meet	VT	UB	BB	FX	AA
NC State	--	9.975	9.750	9.825	--
at Arkansas	--	9.875	9.850	9.925	--
Missouri	--	10.0	9.950	9.925	--
at Kentucky	9.800	9.850	9.425	9.900	38.975
Florida	9.850	9.950	9.875	9.925	39.600
LSU	9.825	9.875	9.875	9.950	39.525
at Alabama	9.800	9.925	9.825	9.900	39.450
Auburn	9.825	9.850	9.800	9.950	39.425
at Michigan	9.750	9.950	9.850	9.950	39.500
Kidney Cares	9.775	9.950	9.950	9.950	39.625
SEC Championship	9.850	9.925	9.950	9.875	39.600
NCAA Regionals	9.825	9.975	9.950	9.925	39.675
NCAA Championships (ind.)	9.725	9.925	9.9125	9.9125	39.475
<b>Season Highs</b>	<b>9.850</b>	<b>10.0</b>	<b>9.950</b>	<b>9.950</b>	<b>39.675</b>

### 2025 // Sophomore

Meet	VT	UB	BB	FX	AA
Denver Quad Meet	--	--	9.900	9.875	--
Boise State	--	--	9.900	9.925	--
at Florida	--	9.875	9.850	9.550	--
Alabama	--	9.775	9.875	9.900	--
at Auburn	--	9.900	9.950	9.900	--
Arkansas	--	9.950	9.800	9.950	--
at Missouri	--	9.950	9.850	9.800	--
Kentucky	--	9.800	9.950	9.925	--
at LSU	9.775	9.925	9.450	9.975	39.125
Oklahoma	--	9.975	9.750	9.950	--
SEC Championship	--	9.925	9.600	9.925	--
NCAA Regionals	9.775	9.850	9.500	9.925	--
NCAA Championships (ind.)	--	--	--	9.9375	--
<b>Season Highs</b>	<b>9.775</b>	<b>9.975</b>	<b>9.950</b>	<b>9.975</b>	<b>39.125</b>

Rand Invite and on floor at the Metroplex Challenge... Second place on beam, floor, and all-around at 2021 Nationals on top of being a Regional Champion on bars, beam, floor, and all-around.

### PERSONAL

Daughter of Tara and Adam Smith... Born June 28, 2005... Majoring in Consumer Economics... Has two siblings: Zach and Emily... Zach ran track and cross country at Saint Joseph's University and Emily ran track and cross country at South Carolina.



## HOLLY SNYDER

**CLASS** Junior

**HEIGHT** 5-3

**EVENTS** AA

**HOMETOWN** Annapolis, Md.

**HIGH SCHOOL** St. Mary's Annapolis HS

**MAJOR** Psychology

**BIRTHDAY** March 19, 2005

### CAREER HONORS & AWARDS

- 2025 WCGA Scholastic All-America
- 2024-25 SEC Winter Academic Honor Roll
- 2023-24 SEC First-Year Academic Honor Roll

### 2025 // SOPHOMORE

Competed in all 12 meets on bars and six times on floor... Hit her career high score of 9.925 on bars against Kentucky... Compiled an NQS of 9.870 on bars... Notched a career high 9.925 on floor at Regionals... Earned WCGA Scholastic All-America Honors... Named to 2024-25 SEC Winter Academic Honor Roll.

### 2024 // FRESHMAN

Competed nine times on bars and five times on floor... Notched a season high 9.925 on bars and 9.900 on floor (2x)... Was tied for Georgia's top scorer on bars three times... Earned two event titles on bars- against LSU (9.875) and Auburn (9.925)... Named to UGA's J. Reid Parker Director of Athletics Honor Roll in the fall and Dean's List in the spring.

### BEFORE GEORGIA

Five-star in Georgia's recruiting class ranked No. 1 by CollegeGymNews.com ... Trained at Docksiders Gymnastics... Three-time National Qualifier (2019, 2021, 2022)... 2021 Region 7 Junior E National Team Champion... Two-time Region 7 Level 10 All-around Champion (2018, 2022)... Four-time Maryland State Champion (2017, 2018, 2019, 2021)... Two-time Nastia Liukin Cup qualifier (2019, 2020)... Two-time Region 7 All-Star team member (2021, 2022)... Recognized by her gym with the Docksiders Level 10 Hardest Worker Award (2021, 2022) and Level 10 All Around Score Club Record (38.95 in 2022).

### PERSONAL

Daughter of Mary Ahern-Snyder and Frank Snyder... Born March 19, 2005... Majoring in Psychology with a minor in Human Development and Family Sciences... Has three brothers: John, Harrison, Alec... Father, Frank, played lacrosse at the Naval Academy.

### CAREER HIGHS

VAULT	---
BARS	9.925; 2x, last vs. Kentucky, 3/2/25
BEAM	---
FLOOR	9.925; at NCAA Regionals, 4/4/25
ALL-AROUND	---

### CAREER RESULTS

#### 2024 // Freshman

Meet	VT	UB	BB	FX	AA
NC State	--	--	--	--	--
at Arkansas	--	--	--	--	--
Missouri	--	--	--	--	--
at Kentucky	--	9.850	--	--	--
Florida	--	9.900	--	--	--
LSU	--	9.875	--	--	--
at Alabama	--	9.250	--	--	--
Auburn	--	9.925	--	9.875	--
at Michigan	--	9.875	--	9.900	--
Kidney Cares	--	9.825	--	9.900	--
SEC Championship	--	9.875	--	9.625	--
NCAA Regionals	--	9.700	--	9.875	--
<b>Season Highs</b>	--	<b>9.925</b>	--	<b>9.900</b>	--

#### 2025 // Sophomore

Meet	VT	UB	BB	FX	AA
Denver Quad Meet	--	9.825	--	--	--
Boise State	--	9.875	--	--	--
at Florida	--	9.775	--	--	--
Alabama	--	9.650	--	9.850	--
at Auburn	--	9.850	--	9.825	--
Arkansas	--	9.825	--	9.850	--
at Missouri	--	9.875	--	9.900	--
Kentucky	--	9.925	--	9.875	--
at LSU	--	9.875	--	--	--
Oklahoma	--	9.875	--	--	--
SEC Championship	--	9.375	--	--	--
NCAA Regionals	--	9.900	--	9.925	--
<b>Season Highs</b>	--	<b>9.925</b>	--	<b>9.925</b>	--



# HARLEY TOMLIN

**CLASS** Sophomore

**HEIGHT** 5-3

**EVENTS** AA

**HOMETOWN** Pittsburgh, Penn.

**HIGH SCHOOL** Shady Side Academy

**MAJOR** Advertising

**BIRTHDAY** May 30, 2006

## CAREER HONORS & AWARDS

- 2024-25 SEC First-Year Academic Honor Roll

### 2025 // FRESHMAN

Competed four times on beam, scoring a season-high 9.850 in her debut at Florida... Averaged a 9.800... Named to 2024-25 SEC First-Year Academic Honor Roll.

### BEFORE GEORGIA

A four-star recruit from Pittsburgh... Trained at Xquisite Gymnastics... Two-time member of the Region 7 All-Star team where she was crowned All-around Champion in 2022 and 2023... Three-time USA Gymnastics Developmental Program Nationals qualifier.

### PERSONAL

Daughter of Kiya and Mike Tomlin... Born May 30, 2006... Majoring in Advertising... Has two brothers: Dino and Mason... Father, Mike, is the head coach of the Pittsburgh Steelers and played football at William & Mary... Mother, Kiya, competed in gymnastics at William & Mary... Brothers Dino played football at Boston College and Mason played football at Columbia University.

## CAREER HIGHS

VAULT	---
BARS	---
BEAM	9.850; at Florida, 1/24/25
FLOOR	---
ALL-AROUND	---

## CAREER RESULTS

### 2025 // Freshman

Meet	VT	UB	BB	FX	AA
Denver Quad Meet	--	--	--	--	--
Boise State	--	--	--	--	--
at Florida	--	--	9.850	--	--
Alabama	--	--	--	--	--
at Auburn	--	--	--	--	--
Arkansas	--	--	--	--	--
at Missouri	--	--	--	--	--
Kentucky	--	--	9.800	--	--
at LSU	--	--	9.800	--	--
Oklahoma	--	--	--	--	--
SEC Championship	--	--	--	--	--
NCAA Regionals	--	--	9.750	--	--
<b>Season Highs</b>	--	--	<b>9.850</b>	--	--



## ANYA TURNER

**CLASS** Junior

**HEIGHT** 5-0

**EVENTS** BB, FX

**HOMETOWN** Highlands Ranch, Colo.

**HIGH SCHOOL** Valor Christian HS

**MAJOR** Psychology

**BIRTHDAY** June 20, 2005

### CAREER HONORS & AWARDS

- 2025 Jenny Vandenberg Inspiration Award
- SEC Specialist of the Week (2/25/25)
- 2024 All-SEC Team
- 2024 SEC All-Freshman Team
- 2025 WCGA Scholastic All-America
- 2024 WCGA Scholastic All-America
- 2024-25 SEC Winter Academic Honor Roll
- 2023-24 SEC First-Year Academic Honor Roll

### 2025 // SOPHOMORE

Competed in all 12 meets on beam... Scored a career-high 9.975 at Missouri... Tabbed SEC Specialist of the Week after her performance at Missouri... Awarded the 2025 Jenny Vandenberg Inspiration Award... Received four scores of 9.900 or better... Averaged a 9.867... Earned two event titles- against Arkansas and at Missouri... Earned WCGA Scholastic All-America Honors... Named to 2024-25 SEC Winter Academic Honor Roll.

### 2024 // FRESHMAN

Competed in all 12 meets on beam... Notched a season high 9.950 at the SEC Championship... Received five scores of 9.900 or better... Received All-SEC and All-Freshman recognition for her performance on beam at the SEC Championship... Won two event titles on beam- against Auburn (9.925) and at Michigan (9.850)... Named to UGA's J. Reid Parker Director of Athletics Honor Roll in the fall and Dean's List in the spring... Earned WCGA Scholastic All-America Honors.

### BEFORE GEORGIA

Part of Georgia's recruiting class ranked No. 1 by CollegeGymNews.com ... Trained at Colorado Gymnastics Institute... A two-time nationals qualifier and two-time bronze medalist on floor... A member of the Colorado Gymnastics Institute team that won state four years in a row.

### PERSONAL

Daughter of Jodee and Michael Turner... Born June 20, 2005... Majoring in Psychology with an emphasis in Neuroscience... Has one sister, Lauren.

### CAREER HIGHS

VAULT	---
BARS	---
BEAM	9.975; at Missouri, 2/21/24
FLOOR	---
ALL-AROUND	---

### CAREER RESULTS

#### 2024 // Freshman

Meet	VT	UB	BB	FX	AA
NC State	--	--	9.875	--	--
at Arkansas	--	--	9.850	--	--
Missouri	--	--	9.875	--	--
at Kentucky	--	--	9.025	--	--
Florida	--	--	9.825	--	--
LSU	--	--	9.100	--	--
at Alabama	--	--	9.900	--	--
Auburn	--	--	9.925	--	--
at Michigan	--	--	9.850	--	--
Kidney Cares	--	--	9.900	--	--
SEC Championship	--	--	9.950	--	--
NCAA Regionals	--	--	9.900	--	--
<b>Season Highs</b>	--	--	<b>9.950</b>	--	--

#### 2025 // Sophomore

Meet	VT	UB	BB	FX	AA
Denver Quad Meet	--	--	9.800	--	--
Boise State	--	--	9.825	--	--
at Florida	--	--	9.850	--	--
Alabama	--	--	9.900	--	--
at Auburn	--	--	9.825	--	--
Arkansas	--	--	9.925	--	--
at Missouri	--	--	9.975	--	--
Kentucky	--	--	9.875	--	--
at LSU	--	--	9.875	--	--
Oklahoma	--	--	9.800	--	--
SEC Championship	--	--	9.850	--	--
NCAA Regionals	--	--	9.900	--	--
<b>Season Highs</b>	--	--	<b>9.975</b>	--	--



# ADY WAHL

**CLASS** Junior

**HEIGHT** 5-3

**EVENTS** AA

**HOMETOWN** Zanesville, Ohio

**HIGH SCHOOL** Zanesville HS

**MAJOR** Communication Studies

**BIRTHDAY** March 10, 2005

## CAREER HONORS & AWARDS

- 2025 First Team All-America (Vault)
- 2025 Co-Team MVP
- 2024-25 SEC Winter Academic Honor Roll
- 2023-24 SEC First-Year Academic Honor Roll

### 2025 // SOPHOMORE

Competed in all 12 meets on vault, bars, and floor, and once on beam and all-around... Earned First Team All-American honors on vault after qualifying individually for nationals... Awarded the 2025 UGA Gymnastics Co-Team MVP Award... Notched a career high 9.950 on bars against Arkansas... Matched career high of 9.925 on floor versus Oklahoma... Scored season high of 9.925 on vault at the Denver Quad Meet... Finished tenth overall on vault at nationals with a 9.875... Earned two event titles on bars- at Florida and against Arkansas... Named to 2024-25 SEC Winter Academic Honor Roll.

### 2024 // FRESHMAN

Competed in all 12 meets on vault, bars, and floor, and six times on beam and all-around... Notched a season high 9.950 on vault against Auburn, a 9.900 on bars at Arkansas, and a 9.925... Second-best among GymDogs with an average of 9.808 on vault... Won four event titles- two on vault and two for all-around... Named to UGA's J. Reid Parker Director of Athletics Honor Roll in the fall spring.

### BEFORE GEORGIA

Part of Georgia's recruiting class ranked No. 1 by CollegeGymNews.com... trained at Zanesville Gymnastics... Received a four-star rating on CollegeGymNews.com after being a regional vault and all-around champion for two-straight seasons... 2023 Regional vault, bar, floor, and all-around champion and qualified for the Nastia Liukin Cup... Three-time national qualifier... 2021 state champion.

### PERSONAL

Daughter of Jenny and Aaron Wahl... Born March 10, 2005... Majoring in Communications Studies with a Sports Media certificate... Has two sisters: Chloe and Macie... Mother, Jenny, coached gymnastics at a local gym in Zanesville.

## CAREER HIGHS

VAULT	9.950; vs. Auburn, 3/1/24
BARS	9.950; vs. Arkansas, 2/14/25
BEAM	9.825; at Kidney Cares, 3/16/24
FLOOR	9.925; 3x, last vs. Oklahoma, 3/14/25
ALL-AROUND	39.525; at Kidney Cares, 3/16/24

## CAREER RESULTS

### 2024 // Freshman

Meet	VT	UB	BB	FX	AA
NC State	9.775	9.800	9.775	9.825	39.175
at Arkansas	9.850	9.900	9.725	9.850	39.325
Missouri	9.875	9.825	9.775	9.900	39.375
at Kentucky	9.925	9.750	9.775	9.875	39.325
Florida	9.775	9.875	9.775	9.850	39.275
LSU	9.850	9.800	--	9.900	--
at Alabama	9.900	9.850	--	9.800	--
Auburn	9.950	9.875	--	9.600	--
at Michigan	9.875	9.800	--	9.925	--
Kidney Cares	9.900	9.875	9.825	9.925	39.525
SEC Championship	9.125	9.850	--	9.800	--
NCAA Regionals	9.900	9.800	--	9.800	--
<b>Season Highs</b>	<b>9.950</b>	<b>9.900</b>	<b>9.825</b>	<b>9.925</b>	<b>39.525</b>

### 2025 // Sophomore

Meet	VT	UB	BB	FX	AA
Denver Quad Meet	9.925	9.875	--	9.825	--
Boise State	9.825	9.850	--	9.900	--
at Florida	9.850	9.900	9.700	9.825	39.275
Alabama	9.700	9.875	--	9.800	--
at Auburn	9.775	9.875	--	9.900	--
Arkansas	9.775	9.950	--	9.825	--
at Missouri	9.900	9.875	--	9.750	--
Kentucky	9.850	9.800	--	9.875	--
at LSU	9.900	9.875	--	9.875	--
Oklahoma	9.825	9.875	--	9.925	--
SEC Championship	9.725	9.700	--	9.775	--
NCAA Regionals	9.900	9.225	--	9.800	--
NCAA Championships (ind.)	9.875	--	--	--	--
<b>Season Highs</b>	<b>9.925</b>	<b>9.950</b>	<b>9.700</b>	<b>9.925</b>	<b>39.275</b>



## ERYN WILLIAMS

**CLASS** Senior

**HEIGHT** 5-1

**EVENTS** UB, FX

**HOMETOWN** Knoxville, Tenn.

**HIGH SCHOOL** Farragut HS

**MAJOR** Management Info. Systems

**BIRTHDAY** May 12, 2004

### CAREER HONORS & AWARDS

- 2025 UGA Gymnastics Scholar-Athlete Award
- 2025 WCGA Scholastic All-America
- 2024 WCGA Scholastic All-America
- 2023 WCGA Scholastic All-America
- 2024-25 SEC Winter Academic Honor Roll
- 2023-24 SEC Winter Academic Honor Roll
- 2022-23 SEC First-Year Academic Honor Roll

### 2025 // JUNIOR

Competed in all 12 meets from the lead-off spot on floor... Hit a season-high 9.875 three times... Averaged a 9.827 and compiled and NQS of 9.860... Awarded the 2025 UGA Gymnastics Scholar-Athlete Award... Earned WCGA Scholastic All-America Honors... Named to 2024-25 SEC Winter Academic Honor Roll.

### 2023 // SOPHOMORE

Competed nine times on floor (six times from the leadoff spot)... Notched a season-high 9.850 against Auburn... Averaged a 9.683 and compiled and NQS of 9.780... Named to the SEC Academic Honor Roll... Named to UGA's J. Reid Parker Director of Athletics Honor Roll in the fall and spring... Earned WCGA Scholastic All-America Honors.

### 2023 // FRESHMAN

Competed 12 times on floor, scoring a season-high 9.900 at the NCAA Denver Regional... Compiled an NQS of 9.835... Named to the First-Year SEC Academic Honor Roll... Named to the J. Reid Parker Director of Athletics fall honor roll and Dean's List in the spring... Earned WCGA Scholastic All-America Honors.

### BEFORE GEORGIA

Trained at Premier Athletics... A consistent Level 10 State and Regional qualifier... Premier Athletics 2021 Optional Gymnast of the Year.

### PERSONAL

Daughter of Eileen and Tony Williams... Born May 12, 2004... Majoring in Management Information Systems with an area of emphasis in Business Analytics... Has three siblings: Tony, Shane, and Alanna... Father, Tony, wrestles at Lehigh University and brother, Tony, wrestled at Stanford.

### CAREER HIGHS

Vault	---
Bars	---
Beam	---
Floor	9.900; at NCAA Regionals, 3/31/23
All-Around	---

### CAREER RESULTS

#### 2023 // Freshman

Meet	VT	UB	BB	FX	AA
Super 16	--	--	--	9.700	--
at Missouri	--	--	--	9.825	--
Georgia Quad Meet	--	--	--	9.850	--
Kentucky	--	--	--	9.575	--
at Florida	--	--	--	9.850	--
at LSU	--	--	--	9.825	--
Metroplex Challenge	--	--	--	9.675	--
Alabama	--	--	--	--	--
at Auburn	--	--	--	9.800	--
Arkansas	--	--	--	9.850	--
Michigan	--	--	--	9.850	--
SEC Championship	--	--	--	9.575	--
NCAA Regionals	--	--	--	9.900	--
<b>Season Highs</b>	--	--	--	<b>9.900</b>	--

#### 2024 // Sophomore

Meet	VT	UB	BB	FX	AA
NC State	--	--	--	9.725	--
at Arkansas	--	--	--	9.125	--
Missouri	--	--	--	9.725	--
at Kentucky	--	--	--	9.575	--
Florida	--	--	--	9.700	--
LSU	--	--	--	--	--
at Alabama	--	--	--	9.825	--
Auburn	--	--	--	9.850	--
at Michigan	--	--	--	9.825	--
Kidney Cares	--	--	--	9.800	--
SEC Championship	--	--	--	--	--
NCAA Regionals	--	--	--	--	--
<b>Season Highs</b>	--	--	--	<b>9.850</b>	--

#### 2025 // Junior

Meet	VT	UB	BB	FX	AA
Denver Quad Meet	--	--	--	9.825	--
Boise State	--	--	--	9.850	--
at Florida	--	--	--	9.700	--
Alabama	--	--	--	9.875	--
at Auburn	--	--	--	9.775	--
Arkansas	--	--	--	9.850	--
at Missouri	--	--	--	9.850	--
Kentucky	--	--	--	9.850	--
at LSU	--	--	--	9.850	--
Oklahoma	--	--	--	9.875	--
SEC Championship	--	--	--	9.875	--
NCAA Regionals	--	--	--	9.750	--
<b>Season Highs</b>	--	--	--	<b>9.875</b>	--



## AVERY MOLL

**CLASS** Freshman  
**HEIGHT** 5-1  
**EVENTS** AA  
**HOMETOWN** Canal Fulton, Ohio  
**HIGH SCHOOL** Olentangy Berlin HS  
**MAJOR** Exercise and Sport Science  
**BIRTHDAY** Dec. 26, 2007

### BEFORE GEORGIA

A three-star recruit from Ohio, trained at Buckeye Gymnastics... Qualified for Senior Elite in 2023 and competed at Level 10 Regionals on beam, floor, and all-around on top of Level nine Easterns the two previous years.

### PERSONAL

Daughter of Kristen and Mark Moll... Born Dec. 26, 2007... Majoring in Exercise and Sport Science... Has two sisters: Audrey and Alex.



## BROOKE PIERSON

**CLASS** Freshman  
**HEIGHT** 5-4  
**EVENTS** AA  
**HOMETOWN** Canby, Ore.  
**HIGH SCHOOL** Texas Connections Academy  
**MAJOR** Biology  
**BIRTHDAY** Oct. 16, 2006

### BEFORE GEORGIA

Trained at World Champions Centre... Was a 2025 Winter Cup uneven bars silver medalist... Competed at the 2024 Xfinity U.S. Gymnastics Championships, 2024 Core Hydration Classic, 2024 American Classic (6th-UB; 9th-AA), 2024 Winter Cup, 2023 Core Hydration Classic, 2023 American Classic (2nd-UB; 8th-AA & VT), 2023 Winter Cup, 2022 OOFOS U.S. Gymnastics Championships, 2022 U.S. Classic (3rd-BB; 4th-UB; 5th-AA), 2022 Winter Cup, 2021 Parkettes National Elite Qualifier (1st Vault, 1st Bars, 4th AA), 2021 Level 10 TX State (3rd Vault, 5th Bars, 4th Beam, 4th AA).

### PERSONAL

Daughter of Leslie and Steve Pierson... Born Oct. 16, 2006... Majoring in Biology... Has three siblings: Eli, Jarrett, and Gabby... Mom, Leslie, was a gymnast at Oregon State and on the national team... Sister, Gabby, is signed to compete in gymnastics at Oregon State.



## AUTUMN REINGOLD

**CLASS** Freshman  
**HEIGHT** 5-4  
**EVENTS** AA  
**HOMETOWN** Cypress, Texas  
**HIGH SCHOOL** Texas Connections Academy  
**MAJOR** Communication Studies  
**BIRTHDAY** Feb. 16, 2007

### BEFORE GEORGIA

A four-star recruit from Texas, comes to Georgia after training at World Champions Centre... Was a member of the DP National Team in 2024 where she placed top-five at state on all four events and first in all-around, top-three on vault, bars, and floor, and third in all-around at regionals, and first on bars and fourth in all-around at nationals... Was a Nastia Cup Qualifier, placing second on bars and fifth on floor... Additionally, she qualified for junior elite in 2021.

### PERSONAL

Daughter of Alida and William Reingold... Born Feb. 16, 2007... Majoring in Communications Studies... Has three siblings: Hunter, Kayla, and Brooke... Mother and father were both professional surfers... Older sister, Kayla, is a gymnast at Southern Connecticut State University... Younger sister, Brooke, is committed to Auburn University for gymnastics... Younger brother, Hunter, is also a level 9 gymnast.



## CAMARAH WILLIAMS

**CLASS** Freshman

**HEIGHT** 5-1

**EVENTS** AA

**HOMETOWN** Kansas City, Mo.

**HIGH SCHOOL** Home schooled

**MAJOR** Psychology

**BIRTHDAY** Dec. 26, 2007

### BEFORE GEORGIA

A five-star standout from Kansas City, trained at EDGE Gymnastics and competed as an elite gymnast... Was a Level 10 national qualifier, including the 2025 Winter Cup, and multi-time state and regional champion, earning top-three finishes on multiple events at both the state and regional levels.

### PERSONAL

Daughter of Cherie Faulk and DesJuan Williams... Born Dec. 26, 2007... Majoring in Psychology... Has two siblings: DesJuan, DaLiyah.



## KELISE WOOLFORD

**CLASS** Freshman

**HEIGHT** 5-2

**EVENTS** AA

**HOMETOWN** Orange, N.J.

**HIGH SCHOOL** Ohio Connections Academy

**MAJOR** Communication Studies

**BIRTHDAY** Aug. 25, 2007

### BEFORE GEORGIA

Trained at Buckeye Gymnastics and garnering a four-star rating... Qualified to USAG Championships three consecutive years and was the 2024 Rushmoor Rose Bowl All-Around Champion... Placed fifth on floor at the 2024 American Classic after finishing second on bars and beam and 10th all-around in 2023... Was first on bars, fourth on beam, and ninth all-around at the 2022 Women's Development Program National Championships in Mesa, Arizona.

### PERSONAL

Daughter of Salome and Anthony Woolford... Born Aug. 25, 2007... Majoring in Communications Studies... Has three brothers: Kayson, Anthony Jr., Elijah, and one sister, Alexis.

2025 SEASON RESULTS

**Overall: 6-11-1 • SEC: 3-5**

**Home: 4-1 • Away: 0-5 • Neutral: 2-5-1 • VS. Top 25: 3-10-1**

<i><b>Date</b></i>	<i><b>Teams</b></i>	<i><b>Result</b></i>	<i><b>Total</b></i>	<i><b>Vault</b></i>	<i><b>Bars</b></i>	<i><b>Beam</b></i>	<i><b>Floor</b></i>	<i><b>Att.</b></i>
January 12	Georgia	3rd	195.975	49.300	49.350	48.325	49.000	4,330
	#11 Denver	1st	196.575	49.250	49.200	49.125	49.000	
	#5 Missouri	2nd	196.125	48.975	49.125	48.575	49.450	
	Long Island	4th	188.075	47.650	47.700	45.975	46.750	
January 17	#15 Georgia	1st	196.825	48.975	49.375	49.100	49.375	10,224
	Boise State	2nd	193.600	48.575	49.125	48.700	47.200	
January 24	#13 Georgia	2nd	196.825	49.325	49.150	49.350	49.000	9,108
	#3 Florida	1st	198.125	49.550	49.400	49.675	49.500	
January 31	#12 Georgia	1st	196.975	49.150	49.075	49.425	49.325	9,625
	#14 Alabama	2nd	196.575	49.125	49.150	49.025	49.275	
February 7	#11 Georgia	2nd	197.200	49.125	49.325	49.350	49.400	9,121
	#12 Auburn	1st	197.300	49.150	49.350	49.250	49.550	
February 14	#11 Georgia	1st	197.125	49.000	49.425	49.250	49.450	8,866
	#15 Arkansas	2nd	197.050	49.075	49.300	49.450	49.225	
February 21	#11 Georgia	2nd	197.350	49.100	49.475	49.550	49.225	3,700
	#8 Missouri	1st	197.425	49.125	49.425	49.325	49.550	
March 2	#9 Georgia	1st	197.200	49.100	49.175	49.475	49.450	8,725
	#10 Kentucky	2nd	197.150	49.225	49.225	49.300	49.400	
March 7	#10 Georgia	2nd	197.175	49.200	49.275	49.200	49.500	13,476
	#2 LSU	1st	198.575	49.600	49.625	49.675	49.675	
March 14	#9 Georgia	2nd	197.975	49.350	49.575	49.375	49.675	8,525
	#1 Oklahoma	1st	198.475	49.625	49.550	49.675	49.625	
March 22	SEC Gymnastics Championships, Session I							7,452
	#10 Georgia	t-7th	195.950	49.000	49.200	48.825	49.125	
	#13 Alabama	5th	197.100	49.300	49.275	49.275	49.250	
	#8 Kentucky	6th	196.775	49.125	49.125	49.100	49.425	
	#12 Auburn	t-7th	195.950	48.925	48.675	49.000	49.350	
April 4	NCAA Washington Regional, Round II							--
	#10 Georgia	3rd	196.175	49.250	49.175	48.350	49.400	
	#7 Missouri	1st	197.650	49.225	49.550	49.575	49.300	
	#21 Arizona	2nd	196.250	48.975	48.975	49.025	49.275	
	#26 Arizona State	4th	196.050	48.750	49.125	49.225	48.950	

## 2025 INDIVIDUAL RESULTS

### Nyla Aquino

Meet	Vault	Bars	Beam	Floor	All-Around
Denver Quad Meet	9.875	--	--	9.600	--
Boise State	9.825	--	--	9.800	--
at Florida	9.925	--	--	9.875	--
Alabama	9.725	--	--	9.850	--
at Auburn	9.825	--	--	9.900	--
Arkansas	9.775	--	--	9.950	--
at Missouri	9.800	--	--	9.925	--
Kentucky	9.850	--	--	9.925	--
at LSU	9.850	--	--	9.925	--
Oklahoma	9.950	--	--	9.975	--
SEC Championship	9.875	--	--	9.525	--
NCAA Regionals	9.875	--	--	9.875	--
<b>Average</b>	<b>9.843</b>	--	--	<b>9.841</b>	--
<b>NQS</b>	<b>9.875</b>	--	--	<b>9.925</b>	--
<b>Season High</b>	<b>9.950</b>	--	--	<b>9.975</b>	--
<b>Career High</b>	<b>9.950</b>	--	--	<b>9.975</b>	--
<b>Career Routines</b>	<b>12</b>	--	--	<b>12</b>	--
<b>Career Event Titles</b>	<b>1</b>	--	--	<b>1</b>	--

### Csenge Bácskay

Meet	Vault	Bars	Beam	Floor	All-Around
Denver Quad Meet	9.800	--	--	9.850	--
Boise State	9.800	--	--	9.825	--
at Florida	9.825	--	--	9.850	--
Alabama	9.800	--	--	9.850	--
at Auburn	9.800	--	--	9.875	--
Arkansas	9.800	--	--	9.850	--
at Missouri	9.850	9.850	--	9.075	--
Kentucky	9.800	9.725	--	9.475	--
at LSU	9.825	--	--	9.875	--
Oklahoma	9.800	9.900	--	9.925	--
SEC Championship	9.800	9.875	--	9.850	--
NCAA Regionals	--	--	--	--	--
<b>Average</b>	<b>9.809</b>	<b>9.838</b>	--	<b>9.755</b>	--
<b>NQS</b>	<b>9.810</b>	--	--	<b>9.860</b>	--
<b>Season High</b>	<b>9.850</b>	<b>9.900</b>	--	<b>9.925</b>	--
<b>Career High</b>	<b>9.900</b>	<b>9.900</b>	<b>9.900</b>	<b>9.950</b>	<b>39.350</b>
<b>Career Routines</b>	<b>25</b>	<b>17</b>	<b>13</b>	<b>24</b>	<b>10</b>
<b>Career Event Titles</b>	--	--	--	--	--

### Jaydah Battle

Meet	Vault	Bars	Beam	Floor	All-Around
Denver Quad Meet	--	--	--	--	--
Boise State	--	--	--	--	--
at Florida	--	--	--	--	--
Alabama	--	--	--	--	--
at Auburn	--	--	--	--	--
Arkansas	--	--	--	--	--
at Missouri	--	--	--	--	--
Kentucky	--	--	--	--	--
at LSU	--	--	--	--	--
Oklahoma	--	--	--	--	--
SEC Championship	--	--	--	--	--
NCAA Regionals	--	--	--	--	--
<b>Average</b>	--	--	--	--	--
<b>NQS</b>	--	--	--	--	--
<b>Season High</b>	--	--	--	--	--
<b>Career High</b>	<b>9.875</b>	--	<b>9.925</b>	<b>9.125</b>	--
<b>Career Routines</b>	<b>11</b>	--	<b>12</b>	<b>2</b>	--
<b>Career Event Titles</b>	--	--	<b>1</b>	--	--

### Sadie Jane Berry

Meet	Vault	Bars	Beam	Floor	All-Around
Denver Quad Meet	--	9.875	--	--	--
Boise State	--	9.875	--	--	--
at Florida	--	9.600	--	--	--
Alabama	--	--	--	--	--
at Auburn	--	--	--	--	--
Arkansas	--	--	--	--	--
at Missouri	--	9.850	--	--	--
Kentucky	--	9.800	--	--	--
at LSU	--	9.750	--	--	--
Oklahoma	--	9.750	--	--	--
SEC Championship	--	9.825	--	--	--
NCAA Regionals	--	9.775	--	--	--
<b>Average</b>	--	<b>9.791</b>	--	--	--
<b>NQS</b>	--	<b>9.820</b>	--	--	--
<b>Season High</b>	--	<b>9.875</b>	--	--	--
<b>Career High</b>	--	<b>9.875</b>	--	--	--
<b>Career Routines</b>	--	<b>9</b>	--	--	--
<b>Career Event Titles</b>	--	--	--	--	--

### Alexis Czarrunchick

Meet	Vault	Bars	Beam	Floor	All-Around
Denver Quad Meet	--	--	--	--	--
Boise State	--	--	--	--	--
at Florida	--	--	--	--	--
Alabama	--	--	--	--	--
at Auburn	--	--	--	--	--
Arkansas	--	--	--	--	--
at Missouri	--	--	--	--	--
Kentucky	--	--	--	--	--
at LSU	--	--	--	--	--
Oklahoma	--	--	--	--	--
SEC Championship	--	--	--	--	--
NCAA Regionals	--	--	--	--	--
<b>Average</b>	--	--	--	--	--
<b>NQS</b>	--	--	--	--	--
<b>Season High</b>	--	--	--	--	--
<b>Career High</b>	--	--	--	--	--
<b>Career Routines</b>	--	--	--	--	--
<b>Career Event Titles</b>	--	--	--	--	--

### Kara Eaker

Meet	Vault	Bars	Beam	Floor	All-Around
Denver Quad Meet	--	--	9.650 <sup>EX</sup>	--	--
Boise State	--	--	--	--	--
at Florida	--	--	--	--	--
Alabama	--	--	9.925	--	--
at Auburn	--	--	9.900	--	--
Arkansas	--	--	9.875	--	--
at Missouri	--	--	9.925	--	--
Kentucky	--	--	9.875	--	--
at LSU	--	--	9.775	--	--
Oklahoma	--	--	9.925	--	--
SEC Championship	--	--	8.500	--	--
NCAA Regionals	--	--	9.300	--	--
<b>Average</b>	--	--	<b>9.817</b>	--	--
<b>NQS</b>	--	--	<b>9.880</b>	--	--
<b>Season High</b>	--	--	<b>9.925</b>	--	--
<b>Career High</b>	--	--	<b>10.0</b>	<b>9.900</b>	--
<b>Career Routines</b>	--	--	<b>29</b>	<b>4</b>	--
<b>Career Event Titles</b>	--	--	<b>1</b>	--	--

## 2025 INDIVIDUAL RESULTS

### Sidney Fitzgerald

Meet	Vault	Bars	Beam	Floor	All-Around
Denver Quad Meet	--	9.800	--	--	--
Boise State	--	--	--	--	--
at Florida	--	--	--	--	--
Alabama	--	--	--	--	--
at Auburn	--	--	--	--	--
Arkansas	--	9.825	--	--	--
at Missouri	--	--	--	--	--
Kentucky	--	--	--	--	--
at LSU	--	--	--	9.725	--
Oklahoma	--	--	--	--	--
SEC Championship	--	--	--	--	--
NCAA Regionals	--	9.775	--	9.875	--
<b>Average</b>	--	<b>9.817</b>	--	--	--
<b>NQS</b>	--	--	--	--	--
<b>Season High</b>	--	<b>9.825</b>	--	<b>9.725</b>	--
<b>Career High</b>	--	<b>9.825</b>	<b>9.850</b>	<b>9.900</b>	--
<b>Career Routines</b>	--	<b>11</b>	<b>6</b>	<b>14</b>	--
<b>Career Event Titles</b>	--	--	--	--	--

### Brooke Gleichowski

Meet	Vault	Bars	Beam	Floor	All-Around
Denver Quad Meet	--	--	9.125	--	--
Boise State	--	--	9.125	--	--
at Florida	--	--	9.950	--	--
Alabama	--	--	9.700	--	--
at Auburn	--	--	9.775	--	--
Arkansas	--	--	--	--	--
at Missouri	--	--	9.875	--	--
Kentucky	--	--	--	--	--
at LSU	--	--	--	--	--
Oklahoma	--	--	9.850	--	--
SEC Championship	--	--	9.775	--	--
NCAA Regionals	--	--	9.100	--	--
<b>Average</b>	--	--	<b>9.647</b>	--	--
<b>NQS</b>	--	--	<b>9.795</b>	--	--
<b>Season High</b>	--	--	<b>9.950</b>	--	--
<b>Career High</b>	--	--	<b>9.950</b>	--	--
<b>Career Routines</b>	--	--	<b>9</b>	--	--
<b>Career Event Titles</b>	--	--	<b>1</b>	--	--

### Naya Howard

Meet	Vault	Bars	Beam	Floor	All-Around
Denver Quad Meet	9.825	9.875	9.275	--	--
Boise State	9.725	9.750	9.750	--	--
at Florida	9.850	9.850	--	--	--
Alabama	--	9.775	9.825	--	--
at Auburn	--	9.800	9.775	--	--
Arkansas	9.750	9.875	9.850	--	--
at Missouri	9.750	--	9.900	--	--
Kentucky	9.725	--	9.875	--	--
at LSU	--	8.625	9.825	--	--
Oklahoma	9.800	--	9.900	--	--
SEC Championship	--	--	9.800	--	--
NCAA Regionals	--	--	--	--	--
<b>Average</b>	<b>9.775</b>	<b>9.650</b>	<b>9.777</b>	--	--
<b>NQS</b>	<b>9.770</b>	<b>9.810</b>	<b>9.850</b>	--	--
<b>Season High</b>	<b>9.850</b>	<b>9.875</b>	<b>9.900</b>	--	--
<b>Career High</b>	<b>9.925</b>	<b>9.925</b>	<b>9.900</b>	<b>9.900</b>	<b>39.475</b>
<b>Career Routines</b>	<b>22</b>	<b>28</b>	<b>30</b>	<b>13</b>	<b>13</b>
<b>Career Event Titles</b>	<b>2</b>	--	<b>1</b>	--	<b>2</b>

### Nicole King

Meet	Vault	Bars	Beam	Floor	All-Around
Denver Quad Meet	9.725 <sup>EX</sup>	--	--	9.625	--
Boise State	--	--	--	--	--
at Florida	9.800	--	--	9.750	--
Alabama	9.875	--	--	--	--
at Auburn	9.700	--	--	--	--
Arkansas	--	--	--	--	--
at Missouri	--	--	--	--	--
Kentucky	--	--	--	--	--
at LSU	--	--	--	--	--
Oklahoma	--	--	--	9.900	--
SEC Championship	9.725	--	--	9.700	--
NCAA Regionals	--	--	--	--	--
<b>Average</b>	<b>9.775</b>	--	--	<b>9.744</b>	--
<b>NQS</b>	--	--	--	--	--
<b>Season High</b>	<b>9.875</b>	--	--	<b>9.900</b>	--
<b>Career High</b>	<b>9.875</b>	--	--	<b>9.900</b>	--
<b>Career Routines</b>	<b>8</b>	--	--	<b>6</b>	--
<b>Career Event Titles</b>	--	--	--	--	--

### Kelsey Lee

Meet	Vault	Bars	Beam	Floor	All-Around
Denver Quad Meet	--	--	--	--	--
Boise State	--	--	--	--	--
at Florida	--	--	--	--	--
Alabama	--	--	--	--	--
at Auburn	--	--	--	--	--
Arkansas	--	--	--	--	--
at Missouri	--	--	--	--	--
Kentucky	--	--	--	--	--
at LSU	--	--	--	--	--
Oklahoma	--	--	--	--	--
SEC Championship	--	--	--	--	--
NCAA Regionals	--	--	--	--	--
<b>Average</b>	--	--	--	--	--
<b>NQS</b>	--	--	--	--	--
<b>Season High</b>	--	--	--	--	--
<b>Career High</b>	--	--	--	--	--
<b>Career Routines</b>	--	--	--	--	--
<b>Career Event Titles</b>	--	--	--	--	--

### Emma Mason

Meet	Vault	Bars	Beam	Floor	All-Around
Denver Quad Meet	--	9.800 <sup>EX</sup>	9.575	9.725 <sup>EX</sup>	--
Boise State	--	9.850	--	9.875	--
at Florida	--	9.750	--	--	--
Alabama	--	9.850	--	--	--
at Auburn	--	--	--	--	--
Arkansas	--	--	--	--	--
at Missouri	--	--	--	--	--
Kentucky	--	--	--	--	--
at LSU	--	--	--	--	--
Oklahoma	--	--	--	--	--
SEC Championship	--	--	--	--	--
NCAA Regionals	--	--	--	--	--
<b>Average</b>	--	<b>9.817</b>	--	--	--
<b>NQS</b>	--	--	--	--	--
<b>Season High</b>	--	<b>9.850</b>	<b>9.575</b>	<b>9.875</b>	--
<b>Career High</b>	--	<b>9.850</b>	<b>9.575</b>	<b>9.875</b>	--
<b>Career Routines</b>	--	<b>3</b>	<b>1</b>	<b>1</b>	--
<b>Career Event Titles</b>	--	--	--	--	--

## 2025 INDIVIDUAL RESULTS

### Zora Morgan

Meet	Vault	Bars	Beam	Floor	All-Around
Denver Quad Meet	--	--	--	--	--
Boise State	--	--	9.775	--	--
at Florida	--	--	--	--	--
Alabama	--	--	--	--	--
at Auburn	--	--	--	--	--
Arkansas	--	--	--	--	--
at Missouri	--	--	--	--	--
Kentucky	--	--	--	--	--
at LSU	--	--	--	--	--
Oklahoma	--	--	--	--	--
SEC Championship	--	--	--	--	--
NCAA Regionals	--	--	--	--	--
<b>Average</b>	--	--	--	--	--
<b>NQS</b>	--	--	--	--	--
<b>Season High</b>	--	--	<b>9.775</b>	--	--
<b>Career High</b>	--	--	<b>9.875</b>	--	--
<b>Career Routines</b>	--	--	<b>9</b>	--	--
<b>Career Event Titles</b>	--	--	--	--	--

### Aberdeen O'Driscoll

Meet	Vault	Bars	Beam	Floor	All-Around
Denver Quad Meet	--	--	--	--	--
Boise State	--	--	--	--	--
at Florida	--	--	9.850	--	--
Alabama	--	--	--	--	--
at Auburn	--	--	--	--	--
Arkansas	--	--	9.800	--	--
at Missouri	--	--	--	--	--
Kentucky	--	--	--	--	--
at LSU	--	--	--	--	--
Oklahoma	--	--	--	--	--
SEC Championship	--	--	--	--	--
NCAA Regionals	9.675	--	--	--	--
<b>Average</b>	<b>9.675</b>	--	<b>9.825</b>	--	--
<b>NQS</b>	--	--	--	--	--
<b>Season High</b>	<b>9.675</b>	--	<b>9.850</b>	--	--
<b>Career High</b>	<b>9.675</b>	--	<b>9.850</b>	--	--
<b>Career Routines</b>	<b>1</b>	--	<b>2</b>	--	--
<b>Career Event Titles</b>	--	--	--	--	--

### Ja' Free Scott

Meet	Vault	Bars	Beam	Floor	All-Around
Denver Quad Meet	9.875	9.900	9.775	--	--
Boise State	9.800	9.925	9.850	--	--
at Florida	--	--	--	--	--
Alabama	9.850	9.800	9.900	--	--
at Auburn	9.825	9.875	9.900	--	--
Arkansas	9.800	9.825	9.700	--	--
at Missouri	9.800	9.925	9.875	--	--
Kentucky	9.800	9.850	9.900	--	--
at LSU	9.750	9.850	9.925	--	--
Oklahoma	9.875	9.950	9.900	--	--
SEC Championship	9.800	9.875	9.800	--	--
NCAA Regionals	9.850	9.875	9.900	--	--
<b>Average</b>	<b>9.818</b>	<b>9.878</b>	<b>9.852</b>	--	--
<b>NQS</b>	<b>9.830</b>	<b>9.900</b>	<b>9.895</b>	--	--
<b>Season High</b>	<b>9.875</b>	<b>9.950</b>	<b>9.925</b>	--	--
<b>Career High</b>	<b>9.875</b>	<b>9.950</b>	<b>9.925</b>	--	--
<b>Career Routines</b>	<b>19</b>	<b>34</b>	<b>31</b>	--	--
<b>Career Event Titles</b>	--	<b>3</b>	<b>1</b>	--	--

### Anaya Smith

Meet	Vault	Bars	Beam	Floor	All-Around
Denver Quad Meet	9.800	--	--	--	--
Boise State	9.675	--	--	--	--
at Florida	9.875	--	--	--	--
Alabama	9.900	--	--	--	--
at Auburn	9.900	--	--	--	--
Arkansas	9.850	--	--	--	--
at Missouri	9.750	--	--	--	--
Kentucky	9.800	--	--	--	--
at LSU	9.850	--	--	--	--
Oklahoma	9.900	--	--	--	--
SEC Championship	9.800	--	--	--	--
NCAA Regionals	9.850	--	--	--	--
<b>Average</b>	<b>9.827</b>	--	--	--	--
<b>NQS</b>	<b>9.875</b>	--	--	--	--
<b>Season High</b>	<b>9.900</b>	--	--	--	--
<b>Career High</b>	<b>9.950</b>	--	--	--	--
<b>Career Routines</b>	<b>55</b>	--	--	--	--
<b>Career Event Titles</b>	<b>20</b>	--	--	--	--

### Lily Smith

Meet	Vault	Bars	Beam	Floor	All-Around
Denver Quad Meet	--	--	9.900	9.875	--
Boise State	--	--	9.900	9.925	--
at Florida	--	9.875	9.850	9.550	--
Alabama	--	9.775	9.875	9.900	--
at Auburn	--	9.900	9.950	9.900	--
Arkansas	--	9.950	9.800	9.950	--
at Missouri	--	9.950	9.850	9.800	--
Kentucky	--	9.800	9.950	9.925	--
at LSU	9.775	9.925	9.450	9.975	39.125
Oklahoma	--	9.975	9.750	9.950	--
SEC Championship	--	9.925	9.600	9.925	--
NCAA Regionals	9.775	9.850	9.500	9.925	--
<b>Average</b>	<b>9.775</b>	<b>9.894</b>	<b>9.827</b>	<b>9.875</b>	--
<b>NQS</b>	--	<b>9.920</b>	<b>9.895</b>	<b>9.920</b>	--
<b>Season High</b>	<b>9.775</b>	<b>9.975</b>	<b>9.950</b>	<b>9.975</b>	--
<b>Career High</b>	<b>9.850</b>	<b>10.0</b>	<b>9.950</b>	<b>9.975</b>	<b>39.675</b>
<b>Career Routines</b>	<b>12</b>	<b>23</b>	<b>25</b>	<b>25</b>	<b>11</b>
<b>Career Event Titles</b>	--	<b>7</b>	<b>4</b>	<b>6</b>	<b>2</b>

### Holly Snyder

Meet	Vault	Bars	Beam	Floor	All-Around
Denver Quad Meet	--	9.825	--	--	--
Boise State	--	9.875	--	--	--
at Florida	--	9.775	--	--	--
Alabama	--	9.650	--	9.850	--
at Auburn	--	9.850	--	9.825	--
Arkansas	--	9.825	--	9.850	--
at Missouri	--	9.875	--	9.900	--
Kentucky	--	9.925	--	9.875	--
at LSU	--	9.875	--	--	--
Oklahoma	--	9.875	--	--	--
SEC Championship	--	9.375	--	--	--
NCAA Regionals	--	9.900	--	9.925	--
<b>Average</b>	--	<b>9.793</b>	--	<b>9.860</b>	--
<b>NQS</b>	--	<b>9.870</b>	--	--	--
<b>Season High</b>	--	<b>9.925</b>	--	<b>9.925</b>	--
<b>Career High</b>	--	<b>9.925</b>	--	<b>9.925</b>	--
<b>Career Routines</b>	--	<b>20</b>	--	<b>11</b>	--
<b>Career Event Titles</b>	--	<b>3</b>	--	--	--

## 2025 INDIVIDUAL RESULTS

### Harley Tomlin

Meet	Vault	Bars	Beam	Floor	All-Around
Denver Quad Meet	--	--	--	--	--
Boise State	--	--	--	--	--
at Florida	--	--	9.850	--	--
Alabama	--	--	--	--	--
at Auburn	--	--	--	--	--
Arkansas	--	--	--	--	--
at Missouri	--	--	--	--	--
Kentucky	--	--	9.800	--	--
at LSU	--	--	9.800	--	--
Oklahoma	--	--	--	--	--
SEC Championship	--	--	--	--	--
NCAA Regionals	--	--	9.750	--	--
<b>Average</b>	--	--	<b>9.817</b>	--	--
<b>NQS</b>	--	--	--	--	--
<b>Season High</b>	--	--	<b>9.850</b>	--	--
<b>Career High</b>	--	--	<b>9.850</b>	--	--
<b>Career Routines</b>	--	--	<b>4</b>	--	--
<b>Career Event Titles</b>	--	--	--	--	--

### Anya Turner

Meet	Vault	Bars	Beam	Floor	All-Around
Denver Quad Meet	--	--	9.800	--	--
Boise State	--	--	9.825	--	--
at Florida	--	--	9.850	--	--
Alabama	--	--	9.900	--	--
at Auburn	--	--	9.825	--	--
Arkansas	--	--	9.925	--	--
at Missouri	--	--	9.975	--	--
Kentucky	--	--	9.875	--	--
at LSU	--	--	9.875	--	--
Oklahoma	--	--	9.800	--	--
SEC Championship	--	--	9.850	--	--
NCAA Regionals	--	--	9.900	--	--
<b>Average</b>	--	--	<b>9.864</b>	--	--
<b>NQS</b>	--	--	<b>9.885</b>	--	--
<b>Season High</b>	--	--	<b>9.975</b>	--	--
<b>Career High</b>	--	--	<b>9.975</b>	--	--
<b>Career Routines</b>	--	--	<b>24</b>	--	--
<b>Career Event Titles</b>	--	--	<b>4</b>	--	--

### Ady Wahl

Meet	Vault	Bars	Beam	Floor	All-Around
Denver Quad Meet	9.925	9.875	--	9.825	--
Boise State	9.825	9.850	--	9.900	--
at Florida	9.850	9.900	9.700	9.825	39.275
Alabama	9.700	9.875	--	9.800	--
at Auburn	9.775	9.875	--	9.900	--
Arkansas	9.775	9.950	--	9.825	--
at Missouri	9.900	9.875	--	9.750	--
Kentucky	9.850	9.800	--	9.875	--
at LSU	9.900	9.875	--	9.875	--
Oklahoma	9.825	9.875	--	9.925	--
SEC Championship	9.725	9.700	--	9.775	--
NCAA Regionals	9.900	9.225	--	9.800	--
<b>Average</b>	<b>9.823</b>	<b>9.859</b>	--	<b>9.843</b>	--
<b>NQS</b>	<b>9.865</b>	<b>9.880</b>	--	<b>9.875</b>	--
<b>Season High</b>	<b>9.925</b>	<b>9.950</b>	<b>9.700</b>	<b>9.925</b>	<b>39.275</b>
<b>Career High</b>	<b>9.950</b>	<b>9.950</b>	<b>9.825</b>	<b>9.925</b>	<b>39.525</b>
<b>Career Routines</b>	<b>24</b>	<b>24</b>	<b>7</b>	<b>24</b>	<b>7</b>
<b>Career Event Titles</b>	<b>2</b>	<b>3</b>	--	--	<b>2</b>

### Eryn Williams

Meet	Vault	Bars	Beam	Floor	All-Around
Denver Quad Meet	--	--	--	9.825	--
Boise State	--	--	--	9.850	--
at Florida	--	--	--	9.700	--
Alabama	--	--	--	9.875	--
at Auburn	--	--	--	9.775	--
Arkansas	--	--	--	9.850	--
at Missouri	--	--	--	9.850	--
Kentucky	--	--	--	9.850	--
at LSU	--	--	--	9.850	--
Oklahoma	--	--	--	9.875	--
SEC Championship	--	--	--	9.875	--
NCAA Regionals	--	--	--	9.750	--
<b>Average</b>	--	--	--	<b>9.834</b>	--
<b>NQS</b>	--	--	--	<b>9.860</b>	--
<b>Season High</b>	--	--	--	<b>9.875</b>	--
<b>Career High</b>	--	--	--	<b>9.900</b>	--
<b>Career Routines</b>	--	--	--	<b>33</b>	--
<b>Career Event Titles</b>	--	--	--	--	--

### TEAM

Meet	Vault	Bars	Beam	Floor	All-Around
Denver Quad Meet	49.300	49.350	48.325	49.000	195.975
Boise State	48.975	49.375	49.100	49.375	196.825
at Florida	49.325	49.150	49.350	49.000	196.825
Alabama	49.150	49.075	49.425	49.325	196.975
at Auburn	49.125	49.325	49.350	49.400	197.200
Arkansas	49.000	49.425	49.250	49.450	197.125
at Missouri	49.100	49.475	49.550	49.225	197.350
Kentucky	49.100	49.175	49.475	49.450	197.200
at LSU	49.200	49.275	49.200	49.500	197.175
Oklahoma	49.350	49.575	49.375	49.675	197.975
SEC Championship	49.000	49.200	48.825	49.125	195.950
NCAA Regionals	49.250	49.175	48.350	49.400	196.175
<b>Average</b>	<b>49.148</b>	<b>49.309</b>	<b>49.202</b>	<b>49.320</b>	<b>196.961</b>
<b>NQS</b>	<b>49.220</b>	<b>49.390</b>	<b>49.395</b>	<b>49.405</b>	<b>197.210</b>
<b>Season High</b>	<b>49.350</b>	<b>49.575</b>	<b>49.550</b>	<b>49.675</b>	<b>197.975</b>

## THE HISTORY AND TRADITION OF GEORGIA GYMNASTICS

There are many words that could be used to describe the GymDogs at the University of Georgia. Without question the one constant word that has earmarked the program is success. Seventy-eight gymnasts have earned 395 All-American awards, and Georgia gymnasts have won 42 individual NCAA titles. Georgia leads the country in number of NCAA individual titles.

In collegiate gymnastics, no program boasts more excellence, consistency and rich tradition over a span of a quarter century than Georgia, and the woman behind the success was Suzanne Yoculan.

Twenty-five years, ten NCAA Championships, 16 SEC Championships, 40 individual titles, 72 All-Americans and an absolute plethora of rabid gymnastics fans later, it appears that the GymDogs have...well more than accomplished the lofty goals which Suzanne Yoculan set for the program in 1984.

In her first season, Yoculan led Georgia to its first-ever appearance in the NCAA Championships, which resulted in a modest ninth place finish. But it was only the beginning. Three years later in Salt Lake City, the GymDogs stood atop the awards stand as NCAA Champions. Two years after that in Athens, Ga., the GymDogs had their second national championship, winning it in front of the hometown fans and holding off top-seeded UCLA by a margin of .05. And four years later in 1993, Georgia won the NCAA's with arguably the greatest team ever. At the 1993 NAAs in Corvallis, Ore., Georgia became the first collegiate team to score a 198.0, a feat that would not be accomplished again for another three years.

Five years later in Los Angeles the GymDogs would once again emphatically make their mark on the collegiate gymnastics world, winning their fourth NCAA Championship by the largest margin of victory in more than ten years and finishing the year with an unblemished mark of 35-0.

Not to be outdone, the 1999 team would continue the standard of excellence set forth by its predecessors, but not without a little bit of drama. The 1999 GymDogs won the program's fifth title and like the 1993 and '98 teams before them, did it by going undefeated at 32-0.

In 2005, not many could have predicted the run the GymDogs made to their sixth national title. Georgia lost four consecutive meets during the year and nearly missed qualifying to nationals with a disastrous regional meet that included four falls on the balance beam. But the team did qualify, and entered the NCAA Championships seeded 12th out of 12 teams. When the GymDogs left Auburn, Ala., they walked out as champions.

One word says it all when discussing Georgia's national championship run of 2006: domination. At the conclusion of the regular season the GymDogs were the top ranked team on every event, something Georgia had not accomplished since 1998. The 2006 GymDogs won the program's seventh national title and recorded an undefeated record of 36-0 for the fourth undefeated season in the program's history. No other team has done it once.

Georgia captured its third consecutive NCAA national title and eighth overall by defeating the field in Utah's Huntsman Center in 2007 with a 197.850. It was the fourth-highest score of any national champion since the Super Six format was implemented in 1993. The GymDogs did it despite losing two of their top gymnasts to season-ending injuries.

The GymDogs once again proved to be the best team in

the country as they won their fourth straight national title with a 197.450 at Stegeman Coliseum in 2008. It was the fourth time the NAAs were held in Athens and Georgia's second time winning at home. UGA concluded the year with a 31-2 record, winning all three postseason titles -- SECs, Regionals and NAAs.

The Georgia gymnastics team found the perfect way to send Coach Yoculan into retirement in 2009: winning another NCAA title. The GymDogs claimed the program's 10th national title to become the first team to reach double figures. Georgia also won its fifth straight title to close the career of its venerable coach in style. Senior Courtney Kupets, who won her third all-around title, paced the GymDogs with a career-best four-event score of 39.9. Kupets had 10.0s on bars and vault as well as 9.95s on beam and floor.

After winning her fifth straight national title in 2009 and 10th overall, Yoculan retired and worked the next four years as a color analyst for ESPN's nationally televised college gymnastics meets. She served as an analyst for the NCAA Championships when ESPN began broadcasting the event in 2012. She also served as a color analyst for SEC meets televised by CSS.

No other program in the country maintained the level of success in 26 years that Yoculan produced during her tenure in Athens. She guided Georgia to an NCAA-best 10 national championships (including the last five in a row), 16 Southeastern Conference titles and 22 NCAA Regional crowns. Yoculan's teams placed in the nation's top three in 21 of her last 22 years.

Yoculan's work was recognized by her peers as she was chosen as the National Coach of the Year five times (1987, '93, '98, 2006, '08) and the SEC Coach of the Year eight times. (1986, '87, '99, 2001, '02, 04, '08, '09). She ended her career with an overall record of 834-117-7.

A constant throughout her 10 national championship seasons was a coach who knew what it took, someone with the experience and charisma to take a team to the top level and keep it there. That is what Yoculan provided the Georgia gymnastics program with for 26 years.

In 19 of her 26 years as head coach at Georgia, Yoculan led her team to either a SEC title, an NCAA title or both. That means she won a championship in more than 70 percent of her tenure, not to mention finish at least third in the conference, the nation or both all 26 years. Not many coaches in gymnastics or any sport can boast numbers like that.

The key to her teams' successes, according to Yoculan, was developing the proper chemistry where all individuals understand and embrace their roles and then having proper communication among those involved.

Through the perfect balance of chemistry and communication, Yoculan led her share of top-notch gymnasts through the program. There was at least one Gym Dog standing atop the podium as an individual event winner in 14 of her last 19 years.

The GymDogs enjoyed as much success academically as athletically under Yoculan. In 2009, seven GymDogs earned a place on the SEC Academic Honor Roll and two were chosen for the Academic All-America Team.

Yoculan claims the academic achievement is a direct result of proper communication with the team about how important academic excellence is coupled with athletic excellence.

In addition to competitive success, Yoculan created a

culture of mass exposure for the program. Despite the humble beginnings, she brought attention to the Georgia gymnastics program which is virtually unparalleled anywhere else in the country. It took more than good teams to increase average attendance at Georgia gymnastics meets from less than 200 in 1983 to an average of nearly 10,000 fans per meet in 2008.

Yoculan communicated about her program in almost every way imaginable. She is a dynamic speaker, traveling throughout the country to convey her experiences in eating disorders among female athletes, fitness, sports promotion, personal motivation and leadership. Most of all, she is asked to speak about developing team chemistry and its importance in accomplishing success.

Yoculan did a weekly TV show during the season, which discussed past meets and gives news and insights on several facets of Georgia gymnastics. "The Suzanne Yoculan GymDogs Show" was broadcast nationally on CSTV and throughout the Southeast on CSS and Fox Sports Net. She also released her first book on collegiate gymnastics titled "Perfect 10," which chronicles the history of Georgia gymnastics and college gymnastics across the nation.

Yoculan fostered growth and ever-increasing support of the Ten-0 Club, the Georgia gymnastics booster club, which is the largest in the nation with more than 800 members. Before the 1996 season, she initiated the establishment of the first renewable season ticket program in the nation for a women's collegiate team. More than 5,000 season tickets are sold each year now. As a step toward Georgia gymnastics' financial self-sufficiency, season ticket holders contribute to a scholarship endowment fund in order to retain the same seat location every year.

An active member of the Athens community, Yoculan was the honorary chair for the Northeast Georgia's United Way 1998-99 campaign. In 2003 and 2005, Yoculan and the GymDogs teamed up with the Athens Area Habitat for Humanity to help in the construction of an all-women's project.

After former Gym Dog Talya Vexler was diagnosed with breast cancer, the team joined Athens Regional Medical Center to raise awareness for breast cancer and the new ARMC Breast Health Center. Yoculan led the drive that raised \$100,000 for the new center, which was dedicated in February of 2005. In recent years, Georgia has had a "Pink Out" meet to increase exposure of breast cancer and to continue support ARMC by raising money through auction items like a pink scooter.

Yoculan and the GymDogs also teamed up with Special Olympics to teach gymnastics to special-needs children once a week. In November of 2001, Yoculan was roasted for charity, an event that raised more than \$25,000 for three worthwhile causes. She won the Atlanta Athletic Club's 2008 W.R. McGriff Award, which honors recipients who exemplify excellence in sports while demonstrating characteristics of an upstanding citizen and role model. Yoculan also was inducted into the prestigious Blue Key National Honor Society in 2008. She was inducted into the State of Georgia Sports Hall of Fame in 2010.

In April 2014, "Sarah and Suzanne" aired as part of ESPN Films' SEC Storied series. The documentary chronicled the careers of Yoculan and Alabama head coach Sarah Patterson.

## YEAR-BY-YEAR RECORDS

Year	Coach	Record	NCAA Regional	NCAA Championships	High Score	Avg. Score	VT Avg.	UB Avg.	BB Avg.	FX Avg.	Opp. Avg.
1973	Melinda Airhart	4-2	n/a	n/a	76.650	70.958	n/a	n/a	n/a	n/a	60.112
1974	Melinda Airhart	3-2	n/a	n/a	74.500	n/a	n/a	n/a	n/a	n/a	-
1975	Melinda Airhart	6-5	n/a	n/a	83.400	78.100	n/a	n/a	n/a	n/a	-
1976	Melinda Airhart	5-2	n/a	n/a	87.160	n/a	n/a	n/a	n/a	n/a	78.683
1977	Elizabeth Long	6-3	n/a	n/a	118.950	114.483	n/a	n/a	n/a	n/a	-
1978	Elizabeth Long	14-2	n/a	n/a	136.400	n/a	n/a	n/a	n/a	n/a	-
1979	Elizabeth Long	11-1	n/a	n/a	135.100	130.350	n/a	n/a	n/a	n/a	119.000
1980	Terri Ritchie	8-4	n/a	n/a	138.450	134.185	n/a	n/a	n/a	n/a	128.217
1981	Rick Walton	13-7	n/a	n/a	138.750	133.180	n/a	n/a	n/a	n/a	130.588
1982	Rick Walton	19-10	n/a	n/a	143.700	140.380	n/a	n/a	n/a	n/a	138.317
1983	Rick Walton	13-14	4th	n/a	179.250	176.386	n/a	n/a	n/a	n/a	175.862
1984	Suzanne Yoculan	25-13	2nd	9th	184.850	176.754	44.861	43.704	43.829	44.361	175.371
1985	Suzanne Yoculan	31-17	2nd	7th	185.900	181.518	n/a	n/a	n/a	n/a	176.834
1986	Suzanne Yoculan	31-8	1st	4th	187.650	185.136	46.600	46.636	45.661	46.239	180.049
1987	Suzanne Yoculan	38-3	2nd	1st	191.500	187.454	n/a	n/a	n/a	n/a	181.074
1988	Suzanne Yoculan	35-8-1	1st	5th	189.850	188.050	47.317	47.137	46.700	46.897	184.410
1989	Suzanne Yoculan	35-6	1st	1st	193.200	189.825	47.264	47.696	47.367	47.500	186.396
1990	Suzanne Yoculan	38-6	1st	3rd	193.350	190.438	47.573	47.905	47.248	47.711	186.890
1991	Suzanne Yoculan	31-5	1st	3rd	194.500	193.033	48.054	48.485	48.050	48.444	189.109
1992	Suzanne Yoculan	34-1	1st	2nd	196.900	195.088	48.929	48.781	48.444	48.935	189.353
1993	Suzanne Yoculan	32-0	1st	1st	198.000	196.296	49.277	49.129	48.700	49.190	192.416
1994	Suzanne Yoculan	28-2	1st	3rd	196.775	195.646	49.348	48.956	48.325	49.017	192.483
1995	Suzanne Yoculan	28-8	1st	5th	197.625	196.140	49.433	48.885	48.737	49.087	193.551
1996	Suzanne Yoculan	30-3-1	1st	T3rd	197.800	196.571	49.546	49.171	48.880	48.973	192.742
1997	Suzanne Yoculan	30-3-1	2nd	3rd	198.475	197.088	49.559	49.280	48.929	49.320	194.194
1998	Suzanne Yoculan	35-0	1st	1st	<b>198.575</b>	197.034	49.203	49.407	49.034	49.389	193.901
1999	Suzanne Yoculan	32-0	1st	1st	198.375	196.768	49.230	49.232	49.100	49.207	194.804
2000	Suzanne Yoculan	30-5-1	1st	3rd	197.550	196.557	49.260	49.088	48.908	49.300	194.855
2001	Suzanne Yoculan	33-3-1	1st	2nd	198.000	196.980	49.295	49.236	49.027	49.422	195.309
2002	Suzanne Yoculan	33-4-1	T1st	2nd	197.900	196.711	49.184	49.108	49.150	49.269	195.472
2003	Suzanne Yoculan	31-6	1st	3rd	197.875	197.023	49.334	49.127	49.177	49.386	195.478
2004	Suzanne Yoculan	30-6	1st	2nd	198.175	197.257	49.387	49.248	49.225	49.397	196.030
2005	Suzanne Yoculan	33-5	2nd	1st	197.825	196.294	49.198	49.027	48.842	49.227	195.310
2006	Suzanne Yoculan	36-0	1st	1st	197.750	196.942	49.348	49.216	49.061	49.317	195.127
2007	Suzanne Yoculan	31-2-1	1st	1st	198.000	197.228	49.388	49.335	49.262	49.243	195.574
2008	Suzanne Yoculan	31-2	1st	1st	197.900	197.217	49.259	49.364	49.219	49.375	195.956
2009	Suzanne Yoculan	32-1	1st	1st	198.200	197.065	49.315	49.360	49.188	49.202	195.646
2010	Jay Clark	13-8-1	T2nd	n/a	197.900	196.411	49.135	49.138	49.063	49.075	195.851
2011	Jay Clark	18-11-1	2nd	T9th	196.750	196.220	49.146	49.148	48.977	48.948	195.115
2012	Jay Clark	18-9-0	1st	11th	197.700	196.838	49.273	49.268	49.080	49.216	195.936
2013	Danna Durante	20-16-1	1st	6th	197.800	196.789	49.317	49.333	49.041	49.098	196.418
2014	Danna Durante	19-14	2nd	5th	197.650	197.005	49.338	49.483	49.058	49.125	196.302
2015	Danna Durante	14-14	1st	9th	197.450	196.438	49.221	49.271	48.816	49.129	196.425
2016	Danna Durante	15-20	2nd	6th	197.525	196.524	49.277	49.188	48.802	49.276	196.670
2017	Danna Durante	15-15	2nd	12th	197.325	196.525	49.169	49.151	48.939	49.266	196.669
2018	Courtney Kupets Carter	12-17	2nd	7th	197.525	196.335	48.998	49.092	49.071	49.175	196.604
2019	Courtney Kupets Carter	19-11	2nd	8th	198.050	196.825	49.298	49.054	49.200	49.271	-
2020	Courtney Kupets Carter	8-7	n/a	n/a	197.425	196.573	49.138	48.820	49.280	49.335	-
2021	Courtney Kupets Carter	4-7	5th	n/a	197.325	196.425	49.163	49.125	48.984	49.153	-
2022	Courtney Kupets Carter	4-20	8th	n/a	197.175	196.065	49.171	49.013	48.719	49.163	-
2023	Courtney Kupets Carter	7-16	6th	n/a	197.325	196.651	49.038	49.256	49.090	49.231	-
2024	Courtney Kupets Carter	7-12	3rd	n/a	197.550	196.783	49.044	49.254	49.244	49.242	-
2025	Cécile Canqueteau-Landi, Ryan Roberts	6-11-1	3rd	n/a	197.975	196.961	49.148	49.309	49.202	49.320	-
<b>Total</b>		<b>1,134-377-11</b>			<b>198.575 (1998)</b>						

Name	Years	W	L	T	Pct.
Melinda Airhart	1973-1976	18	11	0	.621
Elizabeth Long	1977-1979	31	6	0	.838
Terri Ritchie	1980	8	4	0	.667
Rick Walton	1981-1983	45	31	0	.592
Suzanne Yoculan	1984-2009	833	117	7	.874
Jay Clark	2010-2012	49	28	2	.633
Danna Durante	2013-2017	83	79	1	.509
Courtney Kupets Carter	2018-2024	61	90	0	.404
Cécile Canqueteau-Landi, Ryan Roberts	2025-Pres.	6	11	1	.361
<b>Total</b>		<b>1,134</b>	<b>377</b>	<b>11</b>	<b>.749</b>

## ALL-AMERICANS (BY NAME)

Jamie Ackerman	2003	UB*	Monica Flammer	2000	VT		1999	VT*
Brooke Andersen	1999	VT*	Cory Fritzingler	2001	VT, BB, FX		2000	VT, FX
	2000	FX*		2002	AA*, VT, UB*, BB		2001	VT, FX
Leslie Angeles	1994	AA*, BB*, FX*		2004	UB, BB*	Kathleen Shrieves	1998	UB*
	1995	FX	Stacey Galloway	1999	BB		2000	UB
	1996	UB*	Soraya Hawthorne	2023	FX^*		2001	UB
	1997	FX	Katie Heenan	2005	AA, VT, UB, BB*	Agina Simpkins	1992	AA*, BB, FX*
Kim Arnold	1995	VT*, FX		2006	AA*, VT*, UB		1993	AA, VT*, UB, BB
	1996	VT		2007	AA*, UB		1994	AA, VT, UB*, BB, FX*
	1997	AA, VT, BB, FX		2008	AA, VT, UB, BB		1995	AA, VT, UB, FX
	1998	AA, VT, UB, BB, FX	Cat Hires	2014	FX*	Loren Simpson	2002	UB*
Cassie Bair	2002	BB*	Brandie Jay	2013	VT, VT^*	Brittany Smith	2003	VT
	2003	BB		2014	VT, FX		2005	VT, BB*
Julie Ballard	1995	AA*, VT*, FX*		2015	VT	Lily Smith	2024	AA, UB, BB*, FX, UB^*
	1998	FX		2016	VT, VT^, AA^*		2025	FX, UB^, FX^*
Gina Banales	1985	UB	Julie Klick	1986	BB	Sydney Snead	2017	VT^*
	1986	FX		1987	AA, FX		2018	AA*, VT, BB*
	1988	VT	Ashley Kupets	2004	BB*		2019	VT*, VT^, AA^*
Jenni Beathard	1996	UB		2005	AA, UB*, FX	Hope Spivey	1991	AA, VT, UB, BB, FX
	1997	UB, BB*		2006	UB*		1992	AA, VT, UB*, FX
	1998	UB, BB	Courtney Kupets	2006	AA, UB, BB, FX, VT*		1993	VT, BB, FX
	1999	AA*, UB, BB		2007	AA, VT, UB, BB, FX		1994	FX
Mary Beth Box	2014	BB, FX*		2009	AA, VT, UB, BB, FX	Marline Stephens	2001	VT, FX
	2015	FX	Lisa Kurc	1997	VT		2002	VT
	2016	FX*, BB^*, FX^*	Karin Lichey	1996	BB	Heather Stepp	1992	AA, VT, UB*, BB, FX
Leah Brown	1994	AA, BB, FX*		1998	AA, VT, UB, BB, FX		1993	AA*, VT, UB, FX
	1995	AA*, VT, BB*, FX		1999	AA, VT, UB, BB, FX	Lori Strong	1993	UB
	1996	AA*, VT, BB	Kristi Lichey	1998	BB		1994	AA, UB, BB*
	1997	AA, VT, UB, FX		1999	AA, VT*, UB*		1995	AA, VT*, UB, BB
Chelsa Byrd	2001	UB*		2000	AA, VT, BB, FX*		1996	AA*, UB*, BB, FX*
	2002	VT, UB	Nneka Logan	2001	AA*, UB*	Christa Tanella	2013	UB*
	2003	VT, FX		1992	UB, BB*	Grace Taylor	2007	UB*, BB
	2004	AA, VT, UB*, FX		1993	FX		2008	UB, BB, FX*
Lindsey Cheek	2011	VT	Rachael Lukacs	2019	VT^*		2009	UB, BB
	2012	VT	Kelly Macy	1991	UB	Andrea Thomas	1987	BB
	2013	VT, BB^, BB^*	Paula Maheu	1986	FX		1988	BB
	2014	VT, UB, BB, VT^*, UB^, BB^*	Gigi Marino	2017	FX^*		1989	BB
Emily Chell	1999	BB*	Hilary Mauro	2008	BB*	Tiffany Tolnay	2006	AA, VT, BB, UB*
Nikki Childs	2005	UB*, BB*	Cassidy McComb	2008	FX		2007	AA, VT, UB*, FX
	2006	UB*, BB		2011	AA, FX, BB*		2008	AA, UB, BB, FX
	2008	UB	Courtney McCool	2008	FX		2009	AA, VT, BB, FX
Noel Couch	2011	AA*, VT*, FX*		2009	BB	Tayla Vexler	2000	BB, FX
	2012	VT*		2010	BB, FX*		2001	BB*
	2013	FX*	Kathy McMinn	1981	VT		2002	FX
Amanda Curry	1998	BB*		1982	AA, VT, UB, FX	Sabrina Vega	2018	FX
	1999	VT, BB*		1983	AA, FX		2019	VT*, BB^, FX^*
	2000	BB, VT*		1984	VT, UB		2020	FX^*
	2001	VT*	Laura Moffatt	2012	BB*	Ady Wahl	2025	VT
Chelsea Davis	2012	UB, VT*, FX*	Sam Muhleman	1997	BB, FX*	Lucy Wener	1986	UB
	2013	VT, UB, UB^		1998	BB		1987	UB
	2014	UB^, UB*	Kathy Niebel	1982	AA, VT		1988	UB
	2015	UB*	Marcia Newby	2007	VT		1989	AA, UB, FX
Andrea Dewey	1992	VT		2008	VT	Shayla Worley	2012	BB*
	1993	UB	Gina Nuccio	2012	UB*		2013	BB^, UB*
Eileen Diaz	2000	UB*	Marissa Oakley	2018	UB	Corrinne Wright	1987	AA, FX
Rachel Dickson	2017	AA^*, UB*	Sarah Persinger	2012	FX*		1988	VT, FX
	2018	AA*, VT*, UB	Chris Rodis	1989	VT		1989	AA, VT, UB, FX
	2019	FX^*		1990	UB		1990	AA
Kat Ding	2009	UB		1991	FX			
	2011	UB		1992	FX*			
	2012	AA, VT, UB, FX	Brittany Rogers	2013	UB*, UB^*			
Megan Dowlen	2007	VT		2014	AA^*, UB^*			
Kaylan Earls	2013	BB^*		2015	UB, UB^*			
	2014	BB^		2016	VT, UB, VT^, UB^			
Terri Eckert	1985	UB, BB	Kinsey Rowe	2003	UB*			
	1987	FX	Sandy Rowlette	1991	VT, UB			
Michelle Emmons	2005	VT*, FX		1993	VT, UB, FX*			
Kelsey Ericksen	2004	UB*	Sierra Sapunar	2002	UB*, BB*			
	2005	AA, UB, BB*, FX	Rachel Schick	2017	UB*			
	2006	VT*, BB*, FX	Suzanne Sears	1998	FX			

\*Second Team

^NACGC/W Regular Season All-America

Tiffany Tolnay won four All-America honors in each of her four years as a GymDog.

- 398 total NCAA All-Americans, 261 First Team, 135 Second Team among 79 gymnasts
- 422 total honors, including regular season accolades. 32 regular season honors among 79 gymnasts

## ALL-AMERICANS (BY YEAR)

**1981**  
Kathy McMinn (VT)

**1982**  
Kathy McMinn (AA,VT,UB,FX), Kathy Niebel (AA,VT)

**1983**  
Kathy McMinn (AA,FX)

**1984**  
Kathy McMinn (VT,UB)

**1985**  
Gina Banales (UB), Terri Eckert (UB,BB)

**1986**  
Gina Banales (FX), Julie Klick (BB),  
Paula Maheu (FX), Lucy Wener (UB)

**1987**  
Terri Eckert (FX), Julie Klick (AA,FX), Andrea Thomas (BB),  
Lucy Wener (UB), Corrinne Wright (AA,FX)

**1988**  
Gina Banales (VT), Andrea Thomas (BB),  
Lucy Wener (UB), Corrinne Wright (VT,FX)

**1989**  
Chris Rodis (VT), Andrea Thomas (BB),  
Lucy Wener (AA,UB,FX), Corrinne Wright (AA,VT,UB,FX)

**1990**  
Chris Rodis (UB), Corrinne Wright (AA)

**1991**  
Kelly Macy (UB), Chris Rodis (FX),  
Sandy Rowlette (VT,UB),  
Hope Spivey (AA,VT,UB,BB,FX)

**1992**  
Andrea Dewey (VT), Nneka Logan (UB,BB\*),  
Chris Rodis (FX\*), Agina Simpkins (AA\*,BB,FX\*),  
Hope Spivey (AA,VT,UB\*,FX),  
Heather Stepp (AA,VT,UB\*,BB,FX)

**1993**  
Andrea Dewey (UB), Nneka Logan (FX),  
Sandy Rowlette (VT,UB,FX\*),  
Agina Simpkins (AA,VT\*,UB,BB),  
Hope Spivey (VT,BB,FX),  
Heather Stepp (AA\*,VT,UB,FX), Lori Strong (UB)

**1994**  
Leslie Angeles (AA\*,BB\*,FX\*),  
Leah Brown (AA,BB,FX\*),  
Agina Simpkins (AA,VT,UB\*,BB,FX\*),  
Hope Spivey (FX), Lori Strong (AA,UB,BB\*)

**1995**  
Leslie Angeles (FX), Kim Arnold (VT\*,FX),  
Julie Ballard (AA\*,VT\*,FX\*),  
Leah Brown (AA\*,VT,UB\*,FX),  
Agina Simpkins (AA,VT,UB,FX),  
Lori Strong (AA,VT\*,UB,BB)

**1996**  
Leslie Angeles (UB\*), Kim Arnold (VT),  
Jenni Beathard (UB), Leah Brown (AA\*,VT,BB),  
Karin Lichey (BB), Lori Strong (AA\*,UB\*,BB,FX\*)

**1997**  
Leslie Angeles (FX), Kim Arnold (AA,VT,BB,FX),  
Jenni Beathard (UB,BB\*), Leah Brown (AA,VT,UB,FX),  
Lisa Kurc (VT), Sam Muhleman (BB,FX\*)

**1998**  
Kim Arnold (AA,VT,UB,BB,FX),  
Julie Ballard (FX), Jenni Beathard (UB,BB),  
Amanda Curry (BB\*), Karin Lichey (AA,VT,UB,BB,FX),  
Kristi Lichey (BB), Sam Muhleman (BB),  
Suzanne Sears (FX), Kathleen Shrieves (UB\*)

**1999**  
Brooke Andersen (VT\*), Jenni Beathard (AA\*,UB,BB),  
Emily Chell (BB\*), Amanda Curry (VT,BB\*),  
Stacey Galloway (BB), Karin Lichey (AA,VT,UB,BB,FX),  
Kristi Lichey (AA,VT\*,UB\*), Suzanne Sears (VT\*)

**2000**  
Brooke Andersen (FX\*), Amanda Curry (BB,VT\*),  
Eileen Diaz (UB\*), Monica Flammer (VT),  
Kristi Lichey (AA,VT,BB,FX\*), Suzanne Sears (VT,FX),  
Kathleen Shrieves (UB), Talya Vexler (BB,FX)

**2001**  
Chelsa Byrd (UB\*), Amanda Curry (VT\*),  
Cory Fritzing (VT,BB,FX),  
Kristi Lichey (AA\*,UB\*), Suzanne Sears (VT,FX),  
Kathleen Shrieves (UB), Marline Stephens (VT,FX),  
Talya Vexler (BB\*)

**2002**  
Cassie Bair (BB\*), Chelsa Byrd (VT,UB),  
Cory Fritzing (AA\*,VT,UB\*, BB),  
Sierra Sapunar (UB\*,BB\*), Loren Simpson (UB\*),  
Marline Stephens (VT), Talya Vexler (FX)

**2003**  
Jamie Ackerman (UB\*), Cassie Bair (BB),  
Chelsa Byrd (VT,FX), Kinsey Rowe (UB\*),  
Brittany Smith (VT)

**2004**  
Chelsa Byrd (AA,VT,FX,UB\*), Kelsey Ericksen (UB\*),  
Cory Fritzing (UB,BB\*), Ashley Kupets (BB\*)

**2005**  
Nikki Childs (BB\*,UB\*), Michelle Emmons (VT\*,FX),  
Kelsey Ericksen (AA,UB,BB\*,FX),  
Katie Heenan (AA,VT,UB,BB\*),  
Ashley Kupets (AA,UB\*,FX),  
Brittany Smith (VT,BB\*)

**2006**  
Nikki Childs (BB,UB\*), Kelsey Ericksen (VT\*,BB\*,FX),  
Katie Heenan (AA\*,VT\*,UB), Ashley Kupets (UB\*),  
Courtney Kupets (AA,VT\*,UB,BB,FX),  
Tiffany Tolnay (AA,VT,UB\*,BB)

**2007**  
Megan Dowlen (VT), Katie Heenan (AA\*,UB),  
Courtney Kupets (AA,VT,UB,BB,FX),  
Marcia Newby (VT), Grace Taylor (UB\*,BB),  
Tiffany Tolnay (AA,VT,UB\*,FX)

**2008**  
Nikki Childs (UB), Katie Heenan (AA, VT, UB, BB),  
Hilary Mauro (BB\*), Cassidy McComb (FX),  
Courtney McCool (FX), Marcia Newby (VT),  
Grace Taylor (UB, BB,FX\*), Tiffany Tolnay (AA, UB, BB, FX)

**2009**  
Kat Ding (UB), Courtney Kupets (AA,VT,UB,BB,FX),  
Courtney McCool (BB), Grace Taylor (BB,UB),  
Tiffany Tolnay (AA,VT,BB,FX)

**2010**  
Courtney McCool (BB, FX\*)

**2011**  
Lindsey Cheek (VT), Noel Couch (AA\*, VT\*, FX\*),  
Kat Ding (UB), Cassidy McComb (AA, FX, BB\*)

**2012**  
Lindsey Cheek (VT), Noel Couch (VT\*),  
Chelsea Davis (UB, VT\*, FX\*),  
Kat Ding (AA, VT, UB, FX), Laura Moffatt (BB\*),  
Gina Nuccio (UB\*), Sarah Persinger (FX\*),  
Shayla Worley (BB\*)

**2013**  
Lindsey Cheek (VT, BB\*, BB^\*), Noel Couch (FX\*),  
Chelsea Davis (VT, UB, UB^), Kaylan Earls (BB^\*),  
Brandie Jay (VT, VT^\*), Brittany Rogers (UB\*, UB^\*), Christa  
Tanella (UB\*), Shayla Worley (BB^, UB\*)

**2014**  
Mary Beth Box (BB, FX\*)  
Lindsey Cheek (VT, UB, BB, VT^\*, UB^, BB^\*)  
Chelsea Davis (UB^, UB\*), Kaylan Earls (BB^),  
Cat Hires (FX\*), Brandie Jay (VT, FX),  
Brittany Rogers (AA^\*, UB^\*)

**2015**  
Mary Beth Box (FX), Brandie Jay (VT),  
Brittany Rogers (UB, UB^\*), Chelsea Davis (UB\*)

**2016**  
Mary Beth Box (FX\*,BB^\*,FX^\*),  
Brandie Jay (VT, VT^\*, AA^\*),  
Brittany Rogers (VT, UB, VT^, UB^)

**2017**  
Rachel Dickson (UB\*, AA^\*), Gigi Marino (FX^\*),  
Rachel Schick (UB\*), Sydney Snead (VT^\*)

**2018**  
Rachel Dickson (AA\*, VT\*, UB), Marissa Oakley (UB)  
Sydney Snead (AA\*, VT, BB\*), Sabrina Vega (FX)

**2019**  
Rachel Dickson (FX^\*), Rachael Lukacs (VT^\*), Sydney  
Snead (VT\*, VT^, AA^\*), Sabrina Vega (VT\*, BB^, FX^\*)

**2020**  
Sabrina Vega (FX^\*)

**2023**  
Soraya Hawthorne (FX^\*)

**2024**  
Lily Smith (AA, UB, BB\*, FX\*, UB^\*)

**2025**  
Lily Smith (FX, UB^, FX^), Ady Wahl (VT)

\*Second Team

^NACGC/W Regular Season All-America

## PERFECT 10s (BY NAME)

### Leslie Angeles (3)

FX	UCLA	2/11/94
FX	Alabama	2/12/95
FX	Michigan State	3/16/96

### Kim Arnold (21)

VT	Alabama	2/12/95
VT	Michigan & Florida	2/24/95
VT	Alabama	3/04/95
VT	LSU	1/27/96
VT	Alabama	2/02/96
VT	Stanford	2/17/96
VT	Michigan	3/09/96
VT	Michigan State	3/16/96
VT	Stanford	1/10/97
VT	Alabama	2/01/97
VT	Kentucky	2/14/97
VT	Alabama	2/28/97
VT	Michigan	3/08/97
VT	SEC Championships	3/22/97
BB	Alabama	2/14/98
FX	NCSU & BYU	2/21/97
FX	Alabama	2/28/97
FX	Michigan	3/08/97
FX	NCAA SE Regional	4/05/97
FX	Alabama	2/14/98
FX	SEC Championships	3/21/98

### Julie Ballard (2)

VT	Florida & Michigan	2/24/95
VT	Auburn	2/11/96

### Rachel Baumann (1)

FX	Florida	1/21/22
----	---------	---------

### Jenni Beathard (3)

UB	Ariz. & Michigan	1/25/98
UB	Florida	1/22/99
UB	N.C. State	3/20/99

### Leah Brown (20)

VT	Penn State	1/16/94
VT	LSU	1/28/94
VT	Alabama	3/12/94
VT	Auburn	1/28/95
VT	LSU	2/17/95
VT	Bulldog Invitational	3/12/95
VT	Alabama	3/01/96
VT	Michigan State	3/16/96
VT	NCAA Semifinal	4/25/96
VT	NCAA Super Six	4/26/96
VT	NCAA Event Finals	4/27/96
VT	Auburn & So. Utah	2/07/97
VT	Kentucky	2/14/97
VT	Alabama	2/28/97
VT	Michigan	3/08/97
VT	SEC Championships	3/22/97
VT	NCAA SE Regional	4/05/97
FX	NCSU & BYU	2/21/97
FX	Alabama	2/28/97
FX	Michigan	3/08/97

### Chelsa Byrd (6)

VT	Maryland	1/27/02
VT	Auburn	2/08/03
VT	SEC Championships	3/29/03
VT	LSU	2/13/04
FX	Kentucky	1/24/04
FX	LSU	2/13/04

### Cory Fritzing (7)

VT	UCLA	1/13/02
VT	Maryland	1/27/02
VT	Arkansas	2/21/03
UB	North Carolina	1/26/01
UB	Maryland	1/27/02
BB	Alabama	1/18/03
BB	SEC Championships	3/20/04

### Stacey Galloway (1)

FX	NC State	3/20/99
----	----------	---------

### Katie Heenan (2)

VT	Arkansas	4/01/08
FX	Iowa State	3/01/08

### Ashley Kupets (1)

VT	Michigan	3/09/07
----	----------	---------

### Courtney Kupets (8)

VT	NCAA SE Regional	4/04/09
VT	NCAA Finals	4/17/09
UB	Alabama	2/10/07
UB	Alabama	1/23/09
UB	NCAA Finals	4/17/09
BB	Alabama	2/23/09
BB	NCAA Prelims	4/16/09
FX	Florida	2/28/09

### Lisa Kurc (1)

VT	Kentucky	2/14/97
----	----------	---------

### Karin Lichey (21)

VT	Auburn	2/11/96
VT	Kentucky	2/23/96
VT	Florida	1/19/97
VT	Alabama	2/14/98
VT	SEC Championships	3/21/98
VT	NCAA Super Six	4/17/98
VT	Florida	1/22/99
VT	Auburn	2/26/99
UB	Kentucky	2/23/96
UB	Florida	1/19/97
UB	Alabama	1/17/98
UB	Ariz. & Mich.	1/25/98
UB	LSU	2/06/98
UB	NCAA SE Regional	4/04/98
UB	Alabama	1/16/99
UB	Kentucky	3/05/99
UB	N.C. State	3/20/99
BB	Kentucky	2/23/96
FX	Kentucky	2/23/96
FX	NCAA SE Regional	4/04/98
FX	Florida	1/22/99

### Kristi Lichey (5)

VT	Alabama	1/28/00
VT	NCAA Super Six	4/14/00
VT	North Carolina	1/26/01
VT	Alabama	3/03/01
VT	N.C. State	3/10/01

### Nneka Logan (1)

FX	PSU, Mass., W. Va.	3/06/93
----	--------------------	---------

### Courtney McCool (3)

BB	UCLA	3/08/09
BB	NCAA SE Regional	4/04/09
FX	UCLA	3/15/08

### Marissa Oakley (1)

UB	NCAA Athens Regional.	4/6/19
----	-----------------------	--------

### Chris Rodis (1)

FX	SEC Championships	3/28/92
----	-------------------	---------

### Brittany Rogers (1)

VT	at UCLA with Stanford	3/6/16
----	-----------------------	--------

### Sandy Rowlette (1)

UB	PSU, Mass., W. Va.	3/06/93
----	--------------------	---------

### Suzanne Sears (4)

FX	Michigan	2/19/00
FX	Auburn	2/23/01
FX	Alabama	3/03/01
FX	N.C. State	3/10/01

### Agina Simpkins (5)

VT	Kentucky	2/06/93
VT	NCAA SE Regional	4/03/93
VT	NCAA Super Six	4/16/93
UB	NCAA Event Finals	4/17/93
FX	Auburn	1/28/95

### Brittany Smith (2)

VT	Iowa State	3/05/04
FX	LSU	2/13/04

### Lily Smith (1)

UB	Missouri	1/20/24
----	----------	---------

### Sydney Snead (1)

FX	Florida	2/16/18
----	---------	---------

### Hope Spivey (27)

VT	Alabama	3/14/92
VT	Kentucky	2/06/93
VT	Alabama	2/26/93
VT	PSU, Mass., W. Va.	3/06/93
VT	NCAA SE Regional	4/03/93
VT	Kentucky	2/19/94
VT	Alabama	3/12/94
FX	Penn State	3/02/91
FX	NCAA SE Regional	4/06/91
FX	BYU & Illinois	2/01/92
FX	Fla. w/ Iowa State	2/14/92
FX	Bulldog Invitational	2/29/92
FX	Alabama	3/14/92
FX	SEC Championships	3/28/92
FX	BYU	1/15/93

FX	Kentucky	2/06/93
FX	Alabama	2/26/93
FX	PSU, Mass., W.Va.	3/06/93
FX	SEC Championships	3/20/93
FX	NCAA Prelims	4/15/93
FX	NCAA Finals	4/16/93
FX	LSU	1/28/94
FX	Kentucky	2/19/94
FX	BYU	3/05/94
FX	Alabama	3/12/94
FX	SEC Championships	3/26/94
FX	NCAA Event Finals	4/23/94

### Marline Stephens (3)

FX	Denver	3/16/01
FX	LSU	3/08/02
FX	SEC Championship	3/20/04

### Heather Stepp (9)

VT	Fla. w/ Iowa State	2/14/92
VT	BYU	2/20/93
VT	NCAA Super Six	4/16/93
UB	Florida	2/12/93
BB	Kentucky	2/06/93
FX	Kentucky	2/06/93
FX	Florida	2/12/93
FX	NCAA Super Six	4/16/93
FX	NCAA Event Titles	4/17/93

### Lori Strong (6)

UB	NCAA SE Regional	4/03/93
UB	NCAA Super Six	4/16/93
UB	BYU	3/05/94
UB	NCAA SE Regional	4/08/95
UB	Kentucky	2/23/96
UB	Michigan State	3/16/96
FX	Michigan State	3/16/96

### Grace Taylor (3)

UB	Iowa State	3/01/08
BB	Michigan	3/14/09
BB	UCLA	3/6/10

### Lucy Wener (1)

UB	NCAA Event Finals	4/15/89
----	-------------------	---------



Karin Lichey is congratulated by her teammates after an NCAA record perfect 40.0 against Kentucky in 1996.

## PERFECT 10s (BY EVENT)

### Vault (73)

5.	Heather Stepp at Florida w/ Iowa St. (2/14/92)
8.	Hope Spivey vs. Alabama (3/14/92)
13.	Agina Simpkins at Kentucky (2/6/93)
14.	Hope Spivey at Kentucky (2/6/93)
20.	Heather Stepp vs. BYU (2/20/93)
21.	Hope Spivey at Alabama (2/26/93)
23.	Hope Spivey vs. Penn State, UMass, WVU (3/6/93)
28.	Agina Simpkins NCAA SE Regional (4/3/93)
29.	Hope Spivey NCAA SE Regional (4/3/93)
32.	Agina Simpkins NCAA Super Six (4/16/93)
33.	Heather Stepp NCAA Super Six (4/16/93)
39.	Leah Brown at Penn State (1/16/94)
40.	Leah Brown vs. LSU (1/28/94)
43.	Hope Spivey vs. Kentucky (2/19/94)
47.	Hope Spivey vs. Alabama (3/12/94)
48.	Leah Brown vs. Alabama (3/12/94)
52.	Leah Brown vs. Auburn (1/28/95)
54.	Kim Arnold vs. Alabama (2/12/95)
56.	Leah Brown at LSU (2/17/95)
57.	Julie Ballard vs. Florida & Michigan (2/24/95)
58.	Kim Arnold vs. Michigan & Florida (2/24/95)
59.	Kim Arnold at Alabama (3/4/95)
60.	Leah Brown Bulldog Invitational (3/12/95)
62.	Kim Arnold vs. LSU (1/27/96)
63.	Kim Arnold vs. Alabama (2/2/96)
64.	Julie Ballard at Auburn (2/11/96)
65.	Karin Lichey at Auburn (2/11/96)
66.	Kim Arnold vs. Stanford (2/17/96)
67.	Karin Lichey vs. Kentucky (2/23/96)
72.	Leah Brown at Alabama (3/1/96)
73.	Kim Arnold at Michigan (3/9/96)
74.	Kim Arnold vs. Michigan State (3/16/96)
75.	Leah Brown vs. Michigan State (3/16/96)
79.	Leah Brown NCAA Semifinal 4/25/96)
80.	Leah Brown NCAA Super Six (4/26/96)
81.	Leah Brown NCAA Event Finals (4/27/96)
82.	Kim Arnold vs. Stanford (1/10/97)
83.	Karin Lichey vs. Florida (1/19/97)
85.	Kim Arnold vs. Alabama (2/1/97)
86.	Leah Brown vs. Auburn & Southern Utah (2/7/97)
87.	Lisa Kurc vs. Kentucky (2/14/97)
88.	Leah Brown vs. Kentucky (2/14/97)
89.	Kim Arnold vs. Kentucky (2/14/97)
92.	Leah Brown vs. Alabama (2/28/97)
93.	Kim Arnold vs. Alabama (2/28/97)
96.	Leah Brown vs. Michigan (3/8/97)
97.	Kim Arnold vs. Michigan (3/8/97)
100.	Leah Brown SEC Championships (3/22/97)
101.	Kim Arnold SEC Championships (3/22/97)
102.	Leah Brown at NCAA SE Regional (4/5/97)
108.	Karin Lichey vs. Alabama (2/14/98)
111.	Karin Lichey at SEC Championships (3/21/98)
115.	Karin Lichey at NCAA Super Six (4/17/98)
117.	Karin Lichey vs. Florida (1/22/99)
120.	Karin Lichey vs. Auburn (2/26/99)
125.	Kristi Lichey vs. Alabama (1/28/00)
127.	Kristi Lichey at NCAA Super Six (4/14/00)
128.	Kristi Lichey vs. North Carolina (1/26/01)
131.	Kristi Lichey vs. Alabama (3/3/01)
132.	Kristi Lichey vs. NC State (3/10/01)
135.	Cory Fritzinger vs. UCLA (1/13/02)
137.	Chelsa Byrd at Maryland (1/27/02)
138.	Cory Fritzinger at Maryland (1/27/02)
141.	Chelsa Byrd vs. Auburn (2/8/03)
142.	Cory Fritzinger at Arkansas (2/21/03)
143.	Chelsa Byrd at SEC Championships (3/29/03)
145.	Chelsa Byrd vs. LSU (2/13/04)

148.	Brittany Smith vs. Iowa State (3/5/04)
153.	Ashley Kupets vs. Michigan (3/9/07)
157.	Katie Heenan vs. Arkansas (4/1/08)
164.	Courtney Kupets at NCAA SE Regional (4/4/09)
167.	Courtney Kupets at NCAA Championships(4/21/09)
169.	Brittany Rogers at UCLA (3/6/16)

### Bars (30)

1.	Lucy Wener NCAA Event Finals (4/15/89)
18.	Heather Stepp vs. Florida (2/12/93)
24.	Sandy Rowlette vs. PSU, UMass, WVU (3/6/93)
30.	Lori Strong NCAA SE Regional (4/3/93)
34.	Lori Strong NCAA Super Six (4/16/93)
37.	Agina Simpkins NCAA Event Finals (4/17/93)
45.	Lori Strong vs. BYU (3/5/94)
61.	Lori Strong at NCAA SE Regional (4/8/95)
68.	Karin Lichey vs. Kentucky (2/23/96)
69.	Lori Strong vs. Kentucky (2/23/96)
76.	Lori Strong vs. Michigan St. (3/16/96)
84.	Karin Lichey vs. Florida (1/19/97)
104.	Karin Lichey at Alabama (1/17/98)
105.	Karin Lichey vs. Arizona & Michigan (1/25/98)
106.	Jenni Beathard vs. Arizona & Michigan (1/25/98)
107.	Karin Lichey vs. LSU (2/6/98)
113.	Karin Lichey NCAA SE Regional (4/4/98)
116.	Karin Lichey vs. Alabama (1/16/99)
118.	Jenni Beathard vs. Florida (1/22/99)
121.	Karin Lichey at Kentucky (3/5/99)
122.	Karin Lichey vs. NC State (3/20/99)
124.	Jenni Beathard vs. NC State (3/20/99)
129.	Cory Fritzinger vs. North Carolina (1/26/01)
136.	Cory Fritzinger vs. Maryland (1/27/02)
152.	Courtney Kupets vs. Alabama (2/10/07)
154.	Grace Taylor vs. Iowa State (3/1/08)
158.	Courtney Kupets vs. Alabama (1/23/09)
160.	Courtney Kupets vs. Florida (2/28/09)
171.	Marissa Oakley NCAA Athens Regional (4/6/19)
173.	Lily Smith vs Missouri (1/20/24)

### Beam (11)

15.	Heather Stepp at Kentucky (2/6/93)
70.	Karin Lichey vs. Kentucky (2/23/96)
109.	Kim Arnold vs. Alabama (2/14/98)
140.	Cory Fritzinger vs. Alabama (1/18/03)
150.	Cory Fritzinger at SEC Championships (3/20/04)
159.	Courtney Kupets vs. Alabama (1/23/09)
162.	Courtney McCool at UCLA (3/8/09)
163.	Grace Taylor vs. Michigan (3/14/09)
165.	Courtney McCool at NCAA SE Regionals (4/4/09)
166.	Courtney Kupets at NCAA Championships(4/20/09)
168.	Grace Taylor vs. UCLA (3/6/10)

### Floor (59)

2.	Hope Spivey vs. Penn St. (3/2/91)
3.	Hope Spivey NCAA SE Regional (4/6/91)
4.	Hope Spivey vs. BYU & Illinois (2/1/92)
6.	Hope Spivey at Florida w/ Iowa State (2/14/92)
7.	Hope Spivey Bulldog Invitational (2/29/92)
9.	Chris Rodis vs. Alabama (3/14/92)
10.	Hope Spivey vs. Alabama (3/14/92)
11.	Hope Spivey at SEC Championship (3/28/92)
12.	Hope Spivey at BYU (1/15/93)
16.	Hope Spivey at Kentucky (2/6/93)
17.	Heather Stepp at Kentucky (2/6/93)
19.	Heather Stepp vs. Florida (2/12/93)
22.	Hope Spivey at Alabama (2/26/93)
25.	Nneka Logan vs. PSU, UMass, WVU (3/6/93)
26.	Hope Spivey vs. PSU, UMass, WVU (3/6/93)

27.	Hope Spivey at SEC Championship (3/20/93)
31.	Hope Spivey NCAA Semifinals (4/15/93)
35.	Hope Spivey NCAA Super Six (4/16/93)
36.	Heather Stepp NCAA Super Six (4/16/93)
38.	Heather Stepp NCAA Event Finals (4/17/93)
41.	Hope Spivey vs. LSU (1/28/94)
42.	Leslie Angeles vs. UCLA (2/11/94)
44.	Hope Spivey vs. Kentucky (2/19/94)
46.	Hope Spivey vs. BYU (3/5/94)
49.	Hope Spivey vs. Alabama (3/12/94)
50.	Hope Spivey at SEC Championship (3/26/94)
51.	Hope Spivey NCAA Event Finals (4/23/94)
53.	Agina Simpkins vs. Auburn (1/28/95)
55.	Leslie Angeles vs. Alabama (2/12/95)
71.	Karin Lichey vs. Kentucky (2/23/96)
77.	Leslie Angeles vs. Michigan St. (3/16/96)
78.	Lori Strong vs. Michigan St. (3/16/96)
90.	Kim Arnold vs. NC State & BYU (2/21/97)
91.	Leah Brown vs. NC State & BYU (2/21/97)
94.	Kim Arnold vs. Alabama (2/28/97)
95.	Leah Brown vs. Alabama (2/28/97)
98.	Kim Arnold vs. Michigan (3/8/97)
99.	Leah Brown vs. Michigan (3/8/97)
103.	Kim Arnold at NCAA SE Regional (4/5/97)
110.	Kim Arnold vs. Alabama (2/14/98)
112.	Kim Arnold at SEC Championship (3/21/98)
114.	Karin Lichey NCAA SE Regional (4/4/98)
119.	Karin Lichey vs. Florida (1/22/99)
123.	Stacey Galloway vs. N.C. State (3/20/99)
126.	Suzanne Sears vs. Michigan (2/19/00)
130.	Suzanne Sears vs. Auburn (2/23/01)
133.	Suzanne Sears vs. Alabama (3/3/01)
134.	Suzanne Sears vs. NC State (3/10/01)
139.	Marline Stephens at Denver (3/16/01)
144.	Marline Stephens vs. LSU (3/8/02)
146.	Chelsa Byrd vs. Kentucky (1/24/04)
147.	Brittany Smith vs. LSU (2/13/04)
149.	Chelsa Byrd vs. Iowa State (3/5/04)
151.	Marline Stephens at SEC Championships (3/20/04)
155.	Katie Heenan vs Iowa State (3/1/08)
156.	Courtney McCool vs. UCLA (3/15/08)
161.	Courtney Kupets vs. Florida (2/28/09)
170.	Sydney Snead vs. Florida (2/16/18)
172.	Rachel Baumann vs. Florida (1/21/22)

# 173

## Perfect 10s

by

# 32

## Gymnasts

## HONOR ROLL

### SEC GYMNAST OF THE YEAR (7)

1993	Heather Stepp
1994	Hope Spivey
1998	Kim Arnold
1999	Karin Lichey
2003	Chelsa Byrd
2007	Katie Heenan
2009	Courtney Kupets

### SEC EVENT SPECIALIST OF THE YEAR (2)

2014	Lindsey Cheek
2019	Sabrina Vega

### SEC FRESHMAN OF THE YEAR (9)

1991	Kelly Macy
1992	Agina Simpkins
1995	Julie Ballard
1996	Karin Lichey
2001	Cory Fritzingler
2004	Kelsey Ericksen
2006	Courtney Kupets
2008	Cassidy McComb
2024	Lily Smith

### SEC COACH OF THE YEAR (8)

1986	Suzanne Yoculan
1987	Suzanne Yoculan
1998	Suzanne Yoculan
2001	Suzanne Yoculan
2002	Suzanne Yoculan
2004	Suzanne Yoculan
2008	Suzanne Yoculan
2009	Suzanne Yoculan

### SEC SCHOLAR-ATHLETE OF THE YEAR (2)

2004	Kinsey Rowe
2009	Grace Taylor

### ALL-SEC (138 honors by 71 gymnasts)

1981	Kathy McMinn
1982	Julie Garrett, Kathy McMinn, Kathy Neibel
1983	Kathy McMinn
1984	Terri Eckert, Kathy McMinn
1985	Terri Eckert
1986	Terri Eckert, Julie Klick, Paula Maheu
1987	Terri Eckert
1988	Lucy Wener
1989	Lucy Wener, Corrinne Wright
1990	Jennifer Carbone, Corrinne Wright
1991	Kelly Macy, Sandy Rowlette, Hope Spivey
1992	Heather Stepp, Hope Spivey, Agina Simpkins, Nneka Logan, Sandy Rowlette
1993	Nneka Logan, Agina Simpkins, Heather Stepp, Hope Spivey, Lori Strong
1994	Leah Brown, Agina Simpkins, Hope Spivey
1995	Kim Arnold, Andrea Dewey
1996	Leslie Angeles, Leah Brown, Jenni Beathard, Lori Strong
1997	Kim Arnold, Leah Brown, Karin Lichey
1998	Kim Arnold, Jenni Beathard, Karin Lichey
1999	Jenni Beathard, Karin Lichey, Kristi Lichey, Suzanne Sears
2000	Kristi Lichey, Suzanne Sears, Talya Vexler
2001	Cory Fritzingler, Kristi Lichey, Suzanne Sears, Kathleen Shrieves, Marline Stephens, Chelsa Byrd
2002	Marline Stephens, Cory Fritzingler, Chelsa Byrd*, Sierra Sapunar*, Talya Vexler*
2003	Kinsey Rowe, Chelsa Byrd, Cassie Bair*,

	Brittany Smith*, Cory Fritzingler*, Ashley Miller*
2004	Cory Fritzingler, Chelsa Byrd, Marline Stephens, Kelsey Ericksen*, Brittany Smith*
2005	Katie Heenan, Ashley Kupets, Nikki Childs*, Michelle Emmons*, Kelsey Ericksen*
2006	Kelsey Ericksen, Courtney Kupets, Katie Heenan*, Tiffany Tolnay*
2007	Katie Heenan, Courtney Kupets, Tiffany Tolnay*
2008	Katie Heenan, Grace Taylor, Tiffany Tolnay, Courtney McCool*
2009	Courtney Kupets, Grace Taylor*, Kat Ding**
2010	Hilary Mauro, Kat Ding, Courtney McCool, Marcia Newby*, Grace Taylor*
2011	Kat Ding, Cassidy McComb, Noel Couch*, Hilary Mauro*, Gina Nuccio*
2012	Kat Ding*
2013	Brittany Rogers^, Shayla Worley
2014	Kiera Brown^, Lindsey Cheek, Chelsea Davis, Lauren Johnson^
2015	Mary Beth Box, Gigi Marino^, Brittany Rogers, Rachel Schick, Natalie Vaculik**
2016	Mary Beth Box, Brandie Jay, Brittany Rogers, Rachel Schick, Sydney Snead**
2017	Lauren Johnson, Sydney Snead
2018	Rachel Dickson, Marissa Oakley ^, Sydney Snead
2019	Alexa Al-Hameed**, Megan Roberts**
2022	Victoria Nguyen
2023	Haley de Jong, Vanessa Deniz, Soraya Hawthorne, Naya Howard**, JaFree Scott**
2024	Lily Smith ^, Anya Turner ^, Ja Free Scott
2025	Lily Smith, Nyla Aquinio**

\*Second Team

\*\*Freshman Team

^First Team and Freshman Team

### SEC COMMUNITY SERVICE TEAM

2004	Kinsey Rowe
2005	Courtney Pratt
2006	Brittany Smith
2007	Kelsey Ericksen
2008	Katie Heenan
2009	Marcia Newby
2010	Grace Taylor
2011	Kat Ding
2012	Mariel Box
2013	Noel Couch
2014	Cat Hires
2015	Demetria Hunte
2016	Brandie Jay
2017	Morgan Reynolds
2018	Gigi Marino
2019	Rachael Lukacs
2020	Rachael Lukacs
2021	Rachael Lukacs
2022	Emily Schild
2023	Haley de Jong
2024	Haley de Jong
2025	Brooke Gleichowski

### HONDA AWARD WINNERS (9)

1989	Lucy Wener
1991	Hope Spivey
1992	Heather Stepp
1997	Kim Arnold
1998	Kim Arnold
1999	Karin Lichey
2007	Courtney Kupets
2008	Katie Heenan
2009	Courtney Kupets

### HONDA BRODERICK CUP (1)

2009	Courtney Kupets
------	-----------------

### AAI AMERICAN AWARD (3)

1998	Kim Arnold
1999	Jenni Beathard
2009	Courtney Kupets

### UGA CIRCLE OF HONOR (11)

2000	Lucy Wener
2005	Corrinne Wright
2006	Heather Stepp
2007	Hope Spivey
2009	Kim Arnold
2012	Karin Lichey
2013	Lori Strong
2014	Suzanne Yoculan
2015	Leah Brown
2019	Jenni Beathard
2023	Courtney Kupets

### UGA BILL HARTMAN AWARD (2)

2008	Kathy McMinn
2021	Jennifer Carbone

### NCAA TOP VII AWARD (2)

2010	Courtney Kupets
2011	Marcia Newby

### NATIONAL COACH OF THE YEAR (5)

1987	Suzanne Yoculan
1993	Suzanne Yoculan
1999	Suzanne Yoculan
2006	Suzanne Yoculan
2008	Suzanne Yoculan

### NATIONAL ASSISTANT COACH OF THE YEAR (2)

1999	Doug McAvinn
2006	Jay Clark

### NCAA SILVER ANNIVERSARY AWARD

2009	Kathy McMinn
------	--------------

## HONOR ROLL

### TEAM MVP

1983	Kathy McMinn
1984	Terri Eckert
1985	Jodi Thompson
1986	Julie Klick
1987	Lucy Wener
1988	Paula Maheu
1989	Corrinne Wright
1990	Heather Stepp
1991	Hope Spivey
1992	Heather Stepp
1993	Agina Simpkins
1994	Lori Strong
1995	Lori Strong
1996	Leah Brown
1997	Kim Arnold, Leah Brown
1998	Kim Arnold, Karin Lichey
1999	Karin Lichey
2000	Amanda Curry
2001	Kristi Lichey
2002	Cassie Bair
2003	Chelsa Byrd
2004	Chelsa Byrd
2004*	Cory Fritzingler (career MVP awarded in 2004)
2005	Katie Heenan
2006	Courtney Kupets
2007	Katie Heenan
2008	Tiffany Tolnay
2009	Courtney Kupets
2010	Cassidy McComb
2011	Cassidy McComb
2012	Noel Couch
2013	Brandie Jay
2014	Lindsey Cheek
2015	Ashlyn Broussard
2016	Brittany Rogers
2017	Morgan Reynolds
2019	Sydney Snead
2020	Sabrina Vega
2021	Haley de Jong
2022	Megan Roberts
2023	Haley de Jong
2025	Lily Smith, Ady Wahl

### MCMINN AWARD FOR COMPETITIVE CONSISTENCY

1985	Jodi Thompson
1986	Paula Maheu
1987	Tanya Schuler
1988	Andrea Thomas
1989	Lucy Wener
1990	Chris Rodis
1991	Heather Stepp
1992	Andrea Dewey
1993	Agina Simpkins
1994	Hope Spivey
1995	Julie Ballard
1996	Lori Strong
1997	Kim Arnold
1998	Sam Muhleman
1999	Sam Muhleman
2000	Kristi Lichey
2001	Kristi Lichey
2002	Marline Stephens
2003	Chelsa Byrd
2004	Brittany Smith
2005	Ashley Kupets
2006	Courtney Kupets
2007	Katie Heenan
2008	Katie Heenan
2009	Courtney Kupets

2010	Noel Couch
2011	Hilary Mauro
2012	Kat Ding
2013	Chelsea Davis
2014	Kaylan Earls, Brandie Jay
2015	Chelsea Davis
2016	Mary Beth Box
2018	Gigi Marino
2019	Sabrina Vega
2020	Rachel Baumann
2021	Megan Roberts
2022	Megan Roberts
2023	Amanda Cashman
2025	Ja' Free Scott

### SAM SHEEHAN SPIRIT AWARD

2006	Audrey Bowers
2007	Abby Stack
2008	Christi Fortunato
2009	Abby Stack
2010	Courtney McCool
2011	Cassidy McComb, Laura Moffatt
2012	Bekah Bennetts
2013	Christa Tanella
2014	Demetria Hunte
2015	Mary Beth Box
2016	Jasmine Arnold
2018	Gracie Cherrey
2019	Sami Davis
2020	Amanda Cashman
2021	Emily Schild
2022	Mikayla Magee
2023	Nicole King
2025	Nyla Aquino

### SUZANNE YOCULAN "NO DREAM TOO BIG" AWARD

2008	Katie Heenan
2009	Paige Burns
2010	Marcia Newby
2011	Cassidy McComb
2012	Kat Ding
2013	Shayla Worley
2014	Cat Hires
2015	Chelsea Davis
2016	Brandie Jay
2017	Rachel Schick
2018	Sabrina Vega
2019	Sydney Snead
2020	Rachel Dickson
2021	Abbey Ward
2022	Alyssa Perez-Lugones
2023	Josie Angeny
2025	Csenge Bácskay

### JENNY VANDENBERG "INSPIRATION" AWARD

2021	Rachael Lukacs
2022	Rachael Lukacs
2023	Vanessa Deniz
2025	Anyia Turner

### DOUG McAVINN AWARD

2023	Vanessa Deniz
2025	Sidney Fitzgerald

### BLUE KEY TUCKER DORSEY SCHOLAR

2012	Noel Couch
------	------------

### DISTINGUISHED ALUMNI AWARD

2010	Lynn Messer
2011	Heather Stepp
2012	Leah Brown
2013	Jenni Beathard
2014	Kathy Dwyer
2015	Emily Bridgers
2016	Caroline Harris Ward
2017	Jennifer Carbone Zuccaro
2018	Courtney Kupets Carter
2020	Megan Kupets
2022	Agina Simpkins
2024	Kelly Macy
2025	Noel Couch

### COACHES AWARD

2006	Brittany Smith
2007	Adrienne Dishman, Ashley Kupets, Kelsey Ericksen
2008	Courtney Kupets
2009	Marcia Newby
2010	Courtney McCool
2011	Noel Couch
2012	Kat Ding

### NCAA POSTGRADUATE SCHOLARSHIPS (8)

1984	Kathy McMinn
1989	Paula Maheu
1993	Jennifer Carbone
1999	Jenni Beathard
2004	Kinsey Rowe
2009	Courtney Kupets
2010	Grace Taylor
2013	Noel Couch

### SEC POSTGRADUATE SCHOLARSHIPS (3)

1993	Jennifer Carbone
2009	Courtney Kupets
2013	Shayla Worley

### ACADEMIC ALL-AMERICA

#### CoSIDA First Team (7)

1984	Kathy McMinn
1992	Jennifer Carbone
2007	Courtney Kupets
2009	Courtney Kupets, Grace Taylor
2010	Grace Taylor
2012	Kat Ding

#### CoSIDA Second Team (4)

1991	Jennifer Carbone
1993	Jennifer Carbone
2008	Courtney Kupets, Grace Taylor

## HONOR ROLL

### WCGA SCHOLASTIC ALL-AMERICA

*Previously NACGC/W*

1984	Kathy McMinn
1989	Melissa DePaoli, Julie Ponstein, Debbie Greco
1990	Jennifer Carbone, Melissa DePaoli, Julie Ponstein
1991	Jennifer Carbone, Julie Ponstein
1996	Lisa Kurc
1997	Kim Arnold, Leah Brown, Lisa Kurc, Courtney Whittle
1998	Kim Arnold, Julie Ballard, Jenni Beathard, Amanda Curry, Courtney Whittle
1999	Jenni Beathard, Amanda Curry, Danielle Maurone
2000	Amanda Curry, Suzanne Sears
2001	Amanda Curry, Kinsey Rowe, Sierra Sapunar, Breanne Rutherford, Suzanne Sears
2002	Anna Gingrich, Kinsey Rowe, Sierra Sapunar, Breanne Rutherford
2003	Anna Gingrich, Kinsey Rowe, Marline Stephens, Sierra Sapunar
2004	Laura Thornsberry, Kinsey Rowe, Sierra Sapunar, Kelsey Ericksen, Marline Stephens
2005	Adrienne Dishman, Michelle Emmons, Courtney Pratt, Jamie Ackerman, Kelsey Ericksen
2006	Courtney Kupets, Adrienne Dishman, Paige Burns
2007	Audrey Bowers, Adrienne Dishman, Kelsey Ericksen, Christi Fortunato, Katie Heenan, Lauren Johnson, Grace Taylor, Courtney Kupets, Marcia Newby, Lauren Sessler
2008	Audrey Bowers, Paige Burns, Christi Fortunato, Katie Heenan, Lauren Johnson, Courtney Kupets, Marcia Newby, Lauren Sessler, Sam Sheehan, Grace Taylor
2009	Lauren Johnson, Courtney Kupets, Marcia Newby, Lauren Sessler, Grace Taylor
2010	Noel Couch, Kat Ding, Lauren Johnson, Marcia Newby, Lauren Sessler, Grace Taylor, Shayla Worley
2011	Bekah Bennetts, Noel Couch, Kat Ding, Shayla Worley
2012	Bekah Bennetts, Kati Breazeal, Noel Couch, Kat Ding, Laura Moffatt, Camille Pfister, Shayla Worley
2013	Noel Couch, Demetria Hunte, Christa Tanella, Anysia Unick, Shayla Worley
2014	Lindsey Cheek, Cat Hires, Demetria Hunte, Whitney Kirby, Rachel Schick, Anysia Unick
2015	Chelsea Davis, Demetria Hunte, Lauren Johnson, Gigi Marino, Hayley Sanders, Rachel Schick, Anysia Unick
2016	Mary Beth Box, Gracie Cherrey, Lauren Johnson, Gigi Marino, Hayley Sanders
2017	Rachel Dickson, Gigi Marino, Sydney Snead
2019	Alexa Al-Hameed, Gracie Cherrey, Samantha Davis, Megan Roberts
2020	Alexa Al-Hameed, Sterlyn Austin, Amanda Cashman, Haley de Jong, Loulie Hattaway, Marissa Oakley, Jordyn Pedersen, Alyssa Perez-Lugones, Megan Roberts
2021	Alexa Al-Hameed, Sterlyn Austin, Amanda Cashman, Samantha Davis, Loulie Hattaway,

2022	Alexa Al-Hameed, Amanda Cashman, Samantha Davis, Loulie Hattaway, Rachael Lukacs, Victoria Nguyen, Alyssa Perez-Lugones, Megan Roberts, Abbey Ward
2023	Amanda Cashman, Haley de Jong, Vanessa Deniz, Sandra Elsadek, Sidney Fitzgerald, Loulie Hattaway, Jacquie Moran, Ariel Posen, Eryn Williams
2024	Amanda Cashman, Vanessa Deniz, Nicole King, Ashlyn La Clair, Kelsey Lee, Jacquie Moran, Lily Smith, Anya Turner, Eryn Williams
2025	Nyla Aquino, Jaydah Battle, Sidney Fitzgerald, Brooke Gleichowski, Nicole King, Kelsey Lee, Emma Mason, Lily Smith, Anaya Smith, Holly Snyder, Anya Turner, Eryn Williams

### SEC HONOR ROLL

1984	Kathy McMinn, Laurie Reiff
1985	Terri Eckert, Laurie Jones, Laurie Reiff, Jodi Thompson
1986	Terri Eckert, Susie Origer, Michelle Sessions
1987	Terri Eckert, Debbie Greco, Paula Maheu, Susie Origer, Michelle Sessions
1988	Debbie Greco, Paula Maheu
1989	Debbie Greco, Paula Maheu, Tanya Schuler
1990	Melissa DePaoli, Kathy Dwyer, Julie Ponstein, Chris Rodis, Andrea Thomas, Corrinne Wright
1991	Jennifer Carbone, Julie Ponstein, Chris Rodis
1992	Jennifer Carbone, Kelly Macy, Chris Rodis, Sandy Rowlette
1993	Jennifer Carbone, Sandy Rowlette, Nneka Logan, Kelly Macy, Agina Simpkins
1994	Nneka Logan, Kelly Macy, Courtney Snyder, Lori Strong
1995	Leah Brown, Lisa Kurc, Nneka Logan, Lori Strong
1996	Leslie Angeles, Kim Arnold, Julie Ballard, Leah Brown, Lisa Kurc, Lori Strong
1997	Leslie Angeles, Kim Arnold, Jenni Beathard, Leah Brown, Lisa Kurc
1998	Brooke Andersen, Kim Arnold, Julie Ballard, Jenni Beathard, Sam Muhleman
1999	Brooke Andersen, Jenni Beathard, Amanda Curry, Caroline Harris, Karin Lichey, Sam Muhleman, Suzanne Sears, Kathleen Shrieves
2000	Brooke Andersen, Amanda Curry, Danielle Maurone, Suzanne Sears, Kathleen Shrieves, Talya Vexler
2001	Amanda Curry, Anna Gingrich, Suzanne Sears, Danielle Maurone, Kathleen Shrieves
2002	Amanda Curry, Danielle Maurone, Breanne Rutherford, Suzanne Sears, Kathleen Shrieves
2003	Loren Simpson, Sierra Sapunar, Marline Stephens, Michelle Emmons, Kinsey Rowe, Breanne Rutherford
2004	Jamie Ackerman, Chelsea Byrd, Sierra Sapunar, Michelle Emmons, Kinsey Rowe, Marline Stephens
2005	Adrienne Dishman, Michelle Emmons, Kelsey Ericksen, Katie Heenan, Ashley Kupets, Courtney Pratt, Brittany Thome
2006	Audrey Bowers, Kelsey Ericksen, Ashley Kupets, Adrienne Dishman, Nikki Childs, Katie Heenan
2007	Audrey Bowers, Paige Burns, Nikki Childs, Adrienne Dishman, Kelsey Ericksen,

2008	Katie Heenan, Courtney Kupets, Abby Stack, Tiffany Tolnay
2008	Audrey Bowers, Paige Burns, Nikki Childs, Megan Dowlen, Christi Fortunato, Abby Stack, Katie Heenan, Lauren Johnson, Courtney Kupets, Marcia Newby, Lauren Sessler, Grace Taylor, Tiffany Tolnay
2009	Paige Burns, Lauren Johnson, Courtney Kupets, Marcia Newby, Lauren Sessler, Abby Stack, Grace Taylor
2010	Mariel Box, Kat Ding, Lauren Johnson, Marcia Newby, Gina Nuccio, Lauren Sessler, Grace Taylor, Amber Trani
2011	Mariel Box, Gina Nuccio, Noel Couch, Kat Ding, Kati Breazeal, Christa Tanella, Shayla Worley
2012	Bekah Bennetts, Mariel Box, Kati Breazeal, Noel Couch, Kat Ding, Cat Hires, Laura Moffatt, Gina Nuccio, Christa Tanella, Shayla Worley
2013	Kati Breazeal, Lindsey Cheek, Noel Couch, Chelsea Davis, Cat Hires, Whitney Kirby, Sarah Persinger, Christa Tanella, Shayla Worley
2014	Mary Beth Box, Lindsey Cheek, Chelsea Davis, Cat Hires, Demetria Hunte, Whitney Kirby, Anysia Unick
2015	Mary Beth Box, Chelsea Davis, Demetria Hunte, Brandie Jay, Lauren Johnson, Sarah Persinger, Rachel Schick
2016	Mary Beth Box, Ashlyn Broussard, Brandie Jay, Lauren Johnson, Gigi Marino, Beth Roberts, Hayley Sanders, Rachel Schick
2017	Jasmine Arnold, Vivi Babalis, Gracie Cherrey, Lauren Johnson, Gigi Marino, Morgan Reynolds, Beth Roberts, Hayley Sanders, Rachel Schick
2018	Jasmine Arnold, Vivi Babalis, Grace Cherrey, Rachel Dickson, Lauren Johnson, Gigi Marino, Hayley Sanders, Sabrina Vega
2019	Alexa Al-Hameed, Sterlyn Austin, Rachel Baumann, Sami Davis, Rachel Dickson, Mikayla Magee, Marissa Oakley, Alyssa Perez-Lugones, Megan Roberts
2020	Sterlyn Austin, Rachel Baumann, Rachel Dickson, Marissa Oakley, Alyssa Perez-Lugones, Megan Roberts, Sabrina Vega
2021	Sterlyn Austin, Rachel Baumann, Amanda Cashman, Haley DeJong, Loulie Hattaway, Soraya Hawthorne, Rachael Lukacs, Mikayla Magee, Marissa Oakley, Alyssa Perez-Lugones, Megan Roberts, Emily Schild, Abbey Ward
2022	Rachel Baumann, Nhyla Bryant, Amanda Cashman, Haley DeJong, Loulie Hattaway, Soraya Hawthorne, Rachael Lukacs, Mikayla Magee, Victoria Nguyen, Alyssa Perez-Lugones, Megan Roberts, Emily Schild, Abbey Ward
2023	Amanda Cashman, Haley De Jong, Katie Finnegan, Loulie Hattaway
2024	Amanda Cashman, Haley De Jong, Vanessa Deniz, Katie Finnegan, Sidney Fitzgerald, Nicole King, Eryn Williams
2025	Jaydah Battle, Sidney Fitzgerald, Nicole King, Kelsey Lee, Zora Morgan, Lily Smith, Holly Snyder, Anya Turner, Ady Wahl, Eryn Williams

## HONOR ROLL

### MARILYN VINCENT AWARD

1984	Kathy McMinn
1985	Laurie Reiff
1993	Jennifer Carbone
2009	Courtney Kupets

### UGA GYMNASTICS SCHOLAR-ATHLETE AWARD

1984	Kathy McMinn
1985	Terri Eckert
1986	Paula Maheu
1987	Terri Eckert
1988	Debbie Greco
1989	Julie Ponstein
1990	Jennifer Carbone
1991	Jennifer Carbone
1992	Jennifer Carbone
1993	Jennifer Carbone
1994	Lisa Kurc
1995	Lori Strong
1996	Lisa Kurc
1997	Courtney Whittle
1998	Kim Arnold
1999	Jenni Beathard
2000	Suzanne Sears
2001	Sierra Sapunar
2002	Kinsey Rowe
2003	Sierra Sapunar
2004	Sierra Sapunar
2005	Adrienne Dishman
2006	Adrienne Dishman
2007	Courtney Kupets
2008	Grace Taylor
2009	Courtney Kupets
2010	Grace Taylor
2011	Shayla Worley
2012	Camille Pfister, Shayla Worley
2013	Noel Couch
2014	Whitney Kirby
2015	Demetria Hunte
2016	Gracie Cherrey
2017	Gracie Cherrey
2018	-
2019	Alexa Al-Hameed
2020	Loulie Hattaway
2021	Marissa Oakley
2022	Abbey Ward
2023	Jacquie Moran
2025	Eryn Williams

### SIXTH MAN AWARD

2013	Anysia Unick
2014	Anysia Unick

### OLYMPIANS (12 times by 10 gymnasts)

1984	Lucy Wener (alternate)	USA
1984	Andrea Thomas	Canada
1988	Hope Spivey	USA
1988	Lori Strong	Canada
1992	Stacey Galloway (alternate)	Canada
1992	Lori Strong	Canada
1996	Eileen Diaz	Puerto Rico
2004	Courtney Kupets	USA
2004	Courtney McCool	USA
2012	Brittany Rogers	Canada
2016	Brittany Rogers	Canada
2024	Csenge Bacskay	Hungary

## TEAM RECORDS

### SINGLE MEET OVERALL SCORE

Rank	Score	Opponent	Location	Date
1.	198.575	NCAA Regional	Athens, Ga.	4/4/98
2.	198.475	Michigan	Athens, Ga.	3/8/97
3.	198.375	NCSU/GWU	Athens, Ga.	3/20/99
4.	198.375	SEC Championship	Athens, Ga.	3/22/97
5.	198.200	Florida	Athens, Ga.	2/28/09
6.	198.175	SEC Championship	Duluth, Ga.	3/20/04
T7.	198.050	LSU	Athens, Ga.	2/13/04
T7.	198.050	NCAA Regional	Athens, Ga.	4/6/19
T9.	198.000	Alabama	Athens, Ga.	2/10/07
T9.	198.000	SEC Championship	Birmingham, Ala.	3/23/01
T9.	198.000	NCAA Super Six	Corvallis, Ore.	4/16/93

### REGULAR SEASON SINGLE MEET OVERALL SCORE

Rank	Score	Opponent	Location	Date
1.	198.475	Michigan	Athens, Ga.	3/8/97
2.	198.375	NCSU/GWU	Athens, Ga.	3/20/99
3.	198.200	Florida	Athens, Ga.	2/28/09
4.	198.050	LSU	Athens, Ga.	2/13/04
5.	198.000	Alabama	Athens, Ga.	2/10/07
6.	197.975	Oklahoma	Athens, Ga.	3/14/25
T7.	197.900	Alabama	Athens, Ga.	2/14/98
T7.	197.900	Arkansas	Athens, Ga.	3/1/08
T7.	197.900	UCLA	Athens, Ga.	3/15/08
T7.	197.900	UCLA	Athens, Ga.	1/13/02
T7.	197.900	UCLA	Athens, Ga.	3/6/10

### SINGLE MEET VAULT SCORE

Rank	Score	Opponent	Location	Date
1	49.925	at Auburn/SIU	Auburn, Ala.	2/10/96
T2.	49.800	at Kentucky/Illinois	Lexington, Ky.	2/14/97
T2.	49.800	SEC Championship	Athens, Ga.	3/22/97
4.	49.775	Alabama	Athens, Ga.	2/2/96
5.	49.750	at Alabama	Tuscaloosa, Ala.	3/1/96
T6.	49.725	NCAA Super Six	Corvallis, Ore.	4/16/93
T6.	49.725	Michigan	Athens, Ga.	3/8/97
T8.	49.675	BYU	Athens, Ga.	1/16/95
T8.	49.675	Bulldog Invitational	Athens, Ga.	3/12/95
T8.	49.675	NCAA Regional	Towson, Md.	4/8/95
T8.	49.675	NCAA Super Six	Tuscaloosa, Ala.	4/26/96
T8.	49.675	Auburn/So. Utah	Athens, Ga.	2/7/97

### SINGLE MEET BARS SCORE

Rank	Score	Opponent	Location	Date
T1.	49.775	Kentucky	Athens, Ga.	2/23/96
T1.	49.775	Florida	Athens, Ga.	1/19/97
3.	49.750	NCAA Super Six	Corvallis, Ore.	4/16/93
T4.	49.725	Stanford	Athens, Ga.	2/17/96
T4.	49.725	NCSU/GWU	Athens, Ga.	3/20/99
T6.	49.700	at Kentucky	Lexington, Ky.	3/5/99
T6.	49.700	SEC Championship	Birmingham, Ala.	3/22/14
T8.	49.675	NCAA Regional	Gainesville, Fla.	4/13/96
T8.	49.675	Michigan/Arizona	Athens, Ga.	1/25/98
T8.	49.675	Arkansas	Athens, Ga.	3/1/14

### SINGLE MEET BEAM SCORE

Rank	Score	Opponent	Location	Date
1.	49.650	NCAA Regional	Athens, Ga.	4/4/98
T2.	49.625	Iowa State	Athens, Ga.	3/5/04
T2.	49.625	at NC State	Raleigh, N.C.	3/17/13
4.	49.575	NCAA Regional	State College, Pa.	4/12/08
T5.	49.550	Missouri	Columbia, Mo.	2/21/25
T5.	49.550	Florida	Athens, Ga.	2/28/09
T5.	49.550	NCAA Regional	Raleigh, N.C.	4/4/09
T5.	49.550	NCAA Prelims	Lincoln, Neb.	4/16/09
T5.	49.550	UCLA	Athens, Ga.	3/6/10
T5.	49.550	NCAA Regionals	Athens, Ga.	4/6/19

### SINGLE MEET FLOOR SCORE

Rank	Score	Opponent	Location	Date
1.	49.850	Michigan	Athens, Ga.	3/8/97
2.	49.775	Alabama	Athens, Ga.	3/12/94
T3.	49.725	SEC Championship	Duluth, Ga.	3/20/04
T3.	49.725	UCLA	Athens, Ga.	3/15/08
T5.	49.700	NCAA Regional	Athens, Ga.	4/4/98
T5.	49.700	LSU	Athens, Ga.	2/13/04
T5.	49.700	Kentucky	Athens, Ga.	1/24/04
T5.	49.700	Alabama	Athens, Ga.	3/3/01
T9.	49.675	Oklahoma	Athens, Ga.	3/14/25
T9.	49.675	Florida	Athens, Ga.	2/28/09
T9.	49.675	at NC State/GWU	Athens, Ga.	3/20/99
T9.	49.675	Washington	Athens, Ga.	3/11/00
T9.	49.675	Alabama	Athens, Ga.	2/14/98
T9.	49.675	BYU/NC State	Athens, Ga.	2/21/97

### SINGLE MEET HOME ATTENDANCE

Rank	Attendance	Opponent	Date
1.	10,305	Utah	3/16/19
2.	10,284	Auburn	1/19/18
T3.	10,224	Boise State	1/17/25
T3.	10,224	Kentucky	2/23/08
T3.	10,224	Arkansas	3/1/08
T3.	10,224	UCLA	3/15/08
T3.	10,224	Auburn	2/7/09
T3.	10,224	Florida	2/28/09
T3.	10,224	Michigan	3/14/09
T3.	10,224	Stanford	1/9/10
T3.	10,224	LSU	1/28/12
T3.	10,224	Michigan	1/10/15
T3.	10,224	Stanford	1/18/16
T3.	10,224	Florida	2/5/16
T3.	10,224	Oklahoma	2/20/16
T3.	10,224	LSU	1/10/20
T3.	10,224	Auburn	2/18/22
T3.	10,224	Alabama	2/17/23

### SINGLE SEASON HOME ATTENDANCE AVERAGE

Rank	Average	Season	Total Attendance	Home Meets
1.	10,093	2019	60,556	6
2.	10,055	2016	50,275	5
3.	9,921	2008	59,526	6
4.	9,855	2001	78,840	8
5.	9,819	2010	58,914	6
6.	9,727	2009	68,089	7
7.	9,518	2007	57,108	6
8.	9,514	2020	47,572	5
9.	9,510	2002	57,060	6
10.	9,506	1999	47,530	5

## INDIVIDUAL RECORDS

### CAREER POINTS EARNED

Rank	Gymnast	Points	Years	Routines
1.	Katie Heenan	2322.1688	2005-08	236
2.	Cory Fritzing	2222.4615	2001-04	227
3.	Tiffany Tolnay	2181.0938	2006-09	222
4.	Courtney Kupets	2114.4251	2006-09	214
5.	Kim Arnold	1954.6875	1995-98	199
6.	Terri Eckert	1941.7000	1984-87	210
7.	Chelsa Byrd	1930.0560	2001-04	196
8.	Lori Strong	1925.9250	1993-96	197
9.	Leah Brown	1914.5250	1994-97	196
10.	Brandie Jay	1908.2785	2013-16	193
11.	Brittany Rogers	1872.0000	2013-16	206
12.	Kristi Lichey	1864.7570	1998-01	190
13.	Cassidy McComb	1857.1375	2008-11	190
14.	Kelsey Ericksen	1852.0750	2004-07	189
15.	Corrinne Wright	1808.7500	1987-90	191

### CAREER VAULT POINTS

Rank	Gymnast	Points	Years	Routines
1.	Chelsa Byrd	623.0810	2001-04	63
2.	Brandie Jay	622.5833	2013-16	63
3.	Katie Heenan	602.5563	2005-08	61
4.	Cory Fritzing	598.3125	2001-04	61
5.	Cat Hires	579.5000	2011-14	59
6.	Tiffany Tolnay	572.0688	2006-09	58
7.	Cassidy McComb	569.6000	2008-11	58
8.	Amanda Curry	556.1000	1998-01	57
9.	Kim Arnold	555.1125	1995-98	56
10.	Leah Brown	547.3750	1994-97	55

### CAREER BARS POINTS

Rank	Gymnast	Points	Years	Routines
1.	Katie Heenan	627.3000	2005-08	64
2.	Cory Fritzing	599.3620	2001-04	61
3.	Brittany Rogers	592.0375	2013-16	60
4.	Chelsea Davis	581.125	2012-15	60
5.	Courtney Kupets	565.7875	2006-09	57
6.	Brandie Jay	559.9000	2013-16	57
7.	Tiffany Tolnay	559.1500	2006-09	57
8.	Chelsa Byrd	549.9750	2001-04	56
9.	Jenni Beathard	543.2500	1996-99	55
10.	Kat Ding	542.2875	2009-12	55

### CAREER BEAM POINTS

Rank	Gymnast	Points	Years	Routines
1.	Katie Heenan	598.9375	2006-08	61
2.	Cory Fritzing	586.2120	2001-04	60
3.	Grace Taylor	561.5000	2007-10	57
4.	Tiffany Tolnay	559.6750	2006-09	57
5.	Courtney Kupets	551.4000	2006-09	56
6.	Kristi Lichey	548.6880	1998-01	56
7.	Cassie Bair	546.9000	2000-03	56
8.	Hilary Mauro	546.7500	2008-11	56
9.	Brittany Rogers	544.8275	2013-16	55
10.	Kim Arnold	538.2000	1995-98	55

### CAREER FLOOR POINTS

Rank	Gymnast	Points	Years	Routines
1.	Brandie Jay	588.8375	2013-16	60
2.	Cassidy McComb	567.9625	2008-11	58
3.	Kim Arnold	561.4750	1995-98	57
4.	Michelle Emmons	550.9000	2002-05	56
5.	Hope Spivey	533.5750	1991-94	54
6.	Suzanne Sears	533.2500	1998-01	54
7.	Chris Rodis	499.7500	1989-92	52
8.	Chelsa Byrd	493.9750	2001-04	50
9.	Katie Heenan	493.3750	2005-08	50
10.	Tiffany Tolnay	490.2000	2006-09	50



Katie Heenan owns the most career points within the Georgia program, with 2322.1688.

### SINGLE MEET ALL-AROUND

Rank	Gymnast	Score	Date	Opponent	Location
1.	Karin Lichey	40.0	2/23/96	Kentucky	Athens, Ga.
2.	Courtney Kupets	39.9	4/17/09	NCAA Finals	Lincoln, Neb.
3.	Karin Lichey	39.875	4/4/98	NCAA Regional	Athens, Ga.
T4.	Karin Lichey	39.85	1/16/99	Alabama	Athens, Ga.
T4.	Courtney Kupets	39.85	2/28/09	Florida	Athens, Ga.
T6.	Karin Lichey	39.825	1/22/99	Florida	Athens, Ga.
T6.	Courtney Kupets	39.825	1/23/09	Alabama	Athens, Ga.
T8.	Kim Arnold	39.8	3/8/97	Michigan	Athens, Ga.
T8.	Kim Arnold	39.8	3/22/97	SEC Championship	Athens, Ga.
T8.	Cory Fritzing	39.8	1/13/02	UCLA	Athens, Ga.
T8.	Chelsa Byrd	39.8	3/5/04	Iowa State	Athens, Ga.
T8.	Courtney Kupets	39.8	3/11/06	Michigan	Ann Arbor, Mich.
T8.	Courtney Kupets	39.8	4/16/09	NCAA Prelims	Lincoln, Neb.
T14.	Lori Strong	39.775	3/12/95	Bulldog Invitational	Athens, Ga.
T14.	Lori Strong	39.775	2/17/96	Stanford	Athens, Ga.
T14.	Leah Brown	39.775	3/8/97	Michigan	Athens, Ga.
T14.	Leah Brown	39.775	3/22/97	SEC Championship	Athens, Ga.
T14.	Karin Lichey	39.775	4/10/99	NCAA Regional	Logan, Utah
T14.	Kristi Lichey	39.775	1/28/00	Alabama	Tuscaloosa, Ala.
T14.	Cory Fritzing	39.775	1/27/02	at Maryland/Temple	College Park, Md.
T14.	Courtney Kupets	39.775	3/21/09	SEC Championship	Nashville, Tenn.



Brandie Jay posted 588.8375 career points on floor, most ever for the GymDogs.

## INDIVIDUAL RECORDS

### SINGLE SEASON VAULT POINTS

Rank	Gymnast	Points	Year	Routines
1.	Chelsa Byrd	169.0310	2003	17
2.	Marline Stephens	168.5505	2002	17
3.	Tiffany Tolnay	168.1000	2006	17
4.	Brandie Jay	167.8583	2013	17
5.	Lindsey Cheek	167.8500	2013	17
6.	Cassidy McComb	166.4750	2008	17
7.	Cory Fritzing	166.4315	2002	17
8.	Cory Fritzing	166.3560	2001	17
9.	Marline Stephens	166.2500	2001	17
10.	Karin Lichey	158.8625	1999	16

### SINGLE SEASON BARS POINTS

Rank	Gymnast	Points	Year	Routines
1.	Courtney Kupets	168.3750	2006	17
2.	Chelsea Davis	168.3500	2013	17
3.	Tiffany Tolnay	167.9750	2008	17
4.	Cory Fritzing	167.8870	2002	17
5.	Grace Taylor	167.8750	2008	17
6.	Kelsey Ericksen	166.9250	2005	17
7.	Katie Heenan	165.9250	2006	17
8.	Katie Heenan	165.6000	2005	17
9.	Courtney Kupets	159.2000	2009	16
10.	Karin Lichey	158.8250	1999	16

### SINGLE SEASON BEAM POINTS

Rank	Gymnast	Points	Year	Routines
1.	Courtney Kupets	168.0375	2006	17
2.	Tiffany Tolnay	166.3000	2006	17
3.	Courtney Kupets	158.7125	2009	16
4.	Mary Beth Box	157.3250	2016	16
5.	Cory Fritzing	157.2750	2002	16
6.	Courtney McCool	157.2500	2008	16
7.	Kinsey Rowe	157.1750	2003	16
T8.	Courtney Kupets	157.0500	2007	16
T8.	Shayla Worley	157.0500	2013	16
10.	Lindsey Cheek	156.9750	2014	16

### SINGLE SEASON FLOOR POINTS

Rank	Gymnast	Points	Year	Routines
1	Marline Stephens	168.0380	2001	17
2.	Cassidy McComb	167.1875	2008	17
3.	Michelle Emmons	166.8250	2005	17
4.	Chelsa Byrd	158.9500	2003	16
5.	Courtney McCool	158.4875	2008	16
6.	Marline Stephens	158.2750	2002	16
7.	Mary Beth Box	158.2125	2016	16
8.	Talya Vexler	158.0630	2000	16
9.	Courtney Kupets	158.0500	2009	16
10.	Gigi Marino	157.975	2016	16

### SINGLE SEASON TOTAL POINTS

Rank	Gymnast	Points	Year	Routines
1.	Courtney Kupets	634.1688	2009	64
2.	Courtney Kupets	632.8750	2006	64
3.	Cory Fritzing	627.7935	2002	64
4.	Terri Eckert	627.6500	1985	68
5.	Katie Heenan	626.7813	2005	64
6.	Kelsey Ericksen	615.6250	2005	63
7.	Chelsa Byrd	611.3810	2003	62
8.	Katie Heenan	608.8500	2006	62
9.	Cory Fritzing	604.0930	2001	62
10.	Karin Lichey	591.0875	1999	60
11.	Tiffany Tolnay	588.1750	2006	60
12.	Marline Stephens	579.1380	2001	59
13.	Tiffany Tolnay	570.6750	2008	58
14.	Kinsey Rowe	570.2000	2003	58
15.	Cory Fritzing	568.9250	2003	58
16.	Chelsa Byrd	562.6750	2004	57
17.	Courtney Kupets	562.4313	2007	57
18.	Cassidy McComb	559.4750	2011	57
19.	Katie Heenan	552.8750	2007	56
20.	Kristi Lichey	551.6070	2000	56

### POSTSEASON RECORDS

Overall Team Score	198.575 (1998 Southeast Regional)
Individual All-Around	39.900 (Courtney Kupets at 2009 NCAA Finals)
Team Vault Score	49.725 (1993 NCAA Super Six, 2004 NCAA Regional)
Team Bars Score	49.750 (1993 NCAA Super Six)
Team Beam Score	49.725 (2002 NCAA Regional)
Team Floor Score	49.700 (1998 NCAA Regional)

## SERIES RECORDS

Team	W	L	T	Team	W	L	T	Team	W	L	T
Air Force	3	0	0	Eastern Kentucky	2	2	0	Maryland	26	0	0
Alabama	84	74	2	Eastern Michigan	1	0	0	UMass	2	0	0
Appalachian State	3	0	0	Fisk	1	0	0	Memphis	5	0	0
Arizona	17	2	0	Florida	90	68	1	Michigan	42	14	0
Arizona State	15	7	0	Furman	4	0	0	Michigan State	6	0	0
Arkansas	38	12	1	George Washington	12	0	0	Minnesota	11	1	0
Athens College	0	3	0	Georgia College	11	2	0	Missouri	23	13	0
Auburn	84	17	1	Houston Baptist	1	0	0	NC State	41	0	0
Ball State	1	0	0	Illinois State	4	0	0	Nebraska	36	5	0
Boise State	4	0	0	Illinois Chicago	1	0	0	New Hampshire	3	0	0
Bowling Green	1	0	0	Illinois	7	2	0	North Carolina	20	1	0
Bridgeport	1	0	OBYU	Indiana State	1	0	0	Northern Illinois	1	0	0
26	0	0		Iowa	9	0	0	Ohio State	20	5	0
Cal State Fullerton	4	5	0	Iowa State	14	0	0	Oklahoma	18	20	0
California	7	0	0	IUP	1	0	0	Oklahoma State	2	0	0
Central Michigan	3	0	0	Jacksonville State	8	2	0	Oral Roberts	1	0	0
Centenary	1	0	0	James Madison	1	0	0	Oregon State	21	5	1
Clemson	1	0	0	Jefferson State	3	0	0	Peabody College	1	0	0
Colorado	1	0	0	Kent State	1	0	0	Penn State	28	3	0
Denver	15	5	0	Kentucky	91	6	1	Pittsburgh	3	0	0
Duke	1	0	0	Long Island	1	0	0	Queens College	1	0	0
East Carolina	2	0	0	Louisville	1	3	0	Radford	5	0	0
East Tenn. State	2	0	0	LSU	69	45	2	Rutgers	3	0	0
								South Carolina	6	0	0
								Southern California	1	1	0
								Southern Illinois	2	0	0
								Southern Utah	1	1	0
								Stanford	22	7	1
								Talladega	1	0	0
								Temple	1	0	0
								Tennessee	2	0	0
								Texas	1	0	0
								Texas A&M	1	0	0
								Towson	13	0	0
								UCLA	38	19	0
								Utah	29	25	1
								Utah State	8	0	0
								Washington	6	1	0
								Washington State	1	0	0
								West Virginia	28	1	0
								Western Carolina	3	0	0
								William & Mary	2	0	0
								Winona State	1	0	0
								Wisconsin	2	0	0
								Wisconsin-Stout	1	0	0

## ALL-TIME LETTERWINNERS

### -A-

Shannon Abel (1988)  
 Jamie Ackerman (2003)  
 Lisa Alicea (1990-92)  
 Alexa Al-Hameed (2019)  
 Brooke Andersen (1997-2000)  
 Leslie Angeles (1994-97)  
 Josie Angeny (2023)  
 Jasmine Arnold (2015-18)  
 Kim Arnold (1995-98)  
 Sterlyn Austin (2019-21)  
**Nyla Aquino (2025-present)**

### -B-

Vivi Babalis (2015-18)  
**Csenge Bacskay (2025-present)**  
 Melinda Baimbridge (2002)  
 Cassie Bair (2000-03)  
 Janelle Baker (1974)  
 Julie Ballard (1995-98)  
 Gina Banales (1985-88)  
**Jaydah Battle (2024-present)**  
 Rachel Baumann (2019-22)  
 Theresa Beasley (1973)  
 Jenni Beathard (1996-99)  
 Christy Bedelle (1991)  
 Martha Benner (1980-81)  
 Bekah Bennetts (2011-12)  
 Sadie Jane Berry (2025)  
 Coleman Birgel (1980)  
 Jackie Blackshear (1974)  
 Kristi Bluett (1995)  
 Jennifer Bodel (1981)  
 Bonnie Bowen (1977-80)  
 Audrey Bowers (2005-08)  
 Mariel Box (2009-12)  
 Mary Beth Box (2013-16)  
 Caroline Bradford (2016-17)  
 Cindy Braucher (1977-80)  
 Kati Breazeal (2010-13)  
 Emily Bridgers (2006)  
 Gay Brown (1975-76)  
 Kiera Brown (2014-15)  
 Leah Brown (1994-97)  
 Sharon Brown (1973)  
 Shelley Brown (1973)  
 Nhyla Bryant (2021-22)  
 Ashlyn Broussard (2014-17)  
 Paige Burns (2006-09)  
 Chelsea Byrd (2001-04)

### -C-

Ellen Campbell (1973)  
 Dianne Cantrell (1977-81)  
 Jennifer Carbone (1990-93)  
 Shelly Carney (1981-83)  
 Sue Cato (1975-76)  
 Amanda Cashman (2020-24)  
 Lindsey Cheek (2011-14)  
 Emily Chell (1999)  
 Gracie Cherrey (2016-17)  
 Nikki Childs (2005-08)  
 Jackie Clifton (1979-80)  
 Sarah Cohen (2022-23)  
 Theresa Collantes (1975)  
 Stacy Cook (1982-85)  
 Noel Couch (2010-13)  
 Beth Crawley (1978-79)  
 Madelynn Crow (2023)  
 Amanda Curry (1998-01)  
 Alexis Czarrunchick (2025)

### -D-

Melanie Daniel (1981)  
 Caren Davis (1973)  
 Chelsea Davis (2012-15)  
 Sami Davis (2019)  
 Debbie De Masi (1988)  
 Haley De Jong (2020-24)  
 Vanessa Deniz (2023-24)  
 Melissa DePaoli (1989-90)  
 Andrea Dewey (1992-95)  
 Eileen Diaz (1999-02)  
 Rachel Dickson (2017-20)  
 Kat Ding (2009-2012)  
 Adrienne Dishman (2005-07)  
 Cathy Donne (1975)  
 Megan Dowlen (2005-08)  
 Kathy Dwyer (1989-90)

### -E-

**Kara Eaker (2025-present)**  
 Kaylan Earls (2011-14)  
 Terri Eckert (1984-87)  
 Sandra Elsadek (2023)  
 Michelle Emmons (2002-05)  
 Kelsey Ericksen (2004-07)

### -F-

Terrie Farris (1975)  
 Sharon Fay (1978)  
 Deanne Fernandez (1980-81)  
 Katie Finnegan (2021-24)  
 Denis Finney (1975-76)  
 Lisa Fishman (1982)  
 Sidney Fitzgerald (2023-25)  
 Marie Fjordholm (2003)  
 Monica Flammer (2000)  
 Chrisi Fortunato (2007-08)  
 Ashley Foss (2018)  
 Cory Fritzinger (2001-04)  
 Susan Froelich (1975-76)

### -G-

Stacey Galloway (1996-99)  
 Virginia Garcia (1977)  
 Donna Gay (1973)  
 Cheryl Gibson (1973)  
 Anna Gingrich (2000)  
**Brooke Gleichowski (2025-present)**  
 Debbie Greco (1986-89)  
 Marti Griffith (1979)

### -H-

Maeve Hahn (2022-23)  
 Barb Hall (1978-79)  
 Laura Harden (1975-76)  
 Leah Hardy (1982-83)  
 Sennie Harrell (1980-81)  
 Caroline Harris (1997-00)  
 Jackie Hastey (1983-86)  
 Loulie Hattaway (2020-23)  
 Soraya Hawthorne (2020-23)  
 Terri Hayes (1981-83)  
 Katie Heenan (2005-08)  
 Joyce Hemstetter (1982-83)  
 Leigh Herman (1988)  
 Cat Hires (2011-14)  
 Jodi Hitt (1973)  
 April Hoellman (1999)  
 Cindy Hood (1974-76)  
 Naya Howard (2023-25)  
 Demetria Hunte (2012-15)

### -J-

Jana Jackson (1984-85)  
 Brandie Jay (2013-16)  
 Lauren Johnson (2007-10)  
 Lauren Johnson (2014-18)  
 Yvonne Johnson (1977)  
 Judi Jones (1975-76)  
 Laurie Jones (1982-85)

### -K-

Lynne Kenemer (1976-77)  
**Nicole King (2023-present)**  
 Whitney Kirby (2012-14)  
 Julie Klick (1984-87)  
 Paulee Kozar (1977-78)  
 Mary Kraemer (1976-77)  
 Ashley Kupets (2004-07)  
 Courtney Kupets (2006-09)  
 Lisa Kurc (1994-97)

### -L-

Ashlyn La Clair (2024)  
 Kelsey Lee (2024-25)  
 Dee Leutner (1979-80)  
 Morgan Lewis (1984-85)  
 Karin Lichey (1996-99)  
 Kristi Lichey (1998-01)  
 Nneka Logan (1992-95)  
 Emily Lowery (1973)  
 Rachael Lukacs (2019-22)  
 Susie Lutz (1973)

### -M-

Kelly Macy (1991-94)  
 Mikayla Magee (2019-22)  
 Paula Maheu (1986-89)  
 Dina Margolin (1988)  
 Gigi Marino (2015-18)  
**Emma Mason (2025-present)**  
 Donna Mathis (1973)  
 Hilary Mauro (2008-11)  
 Daniell Maurone (1999-01)  
 Sydney McAllister (1984-85)  
 Cassidy McComb (2008-11)  
 Courtney McCool (2007-10)  
 Maggie McGuinn (1975-76)  
 Kathy McMinn (1981-84)  
 Madison McPherson (2018)  
 Lynn Messer (1988-89)  
 Riley Milbrandt (2022)  
 Ashley Miller (2003)  
 Laura Moffatt (2011-12)  
**Avery Moll (2026-present)**  
 Jacquie Moran (2023)  
 Zora Morgan (2024-25)  
 Carol Muchenfuss (1976-77)  
 Samantha Muhleman (1996-99)  
 Gwyn Mullins (1973)

### -N-

Robin Nehama (1982-83)  
 Kathy Beibel (1981-82)  
 Marcia Newby (2007-10)  
 Victoria Nguyen (2021-22)  
 Gina Nuccio (2009-12)

### -O-

Marissa Oakley (2018-21)  
**Aberdeen O'Driscoll (2025-present)**  
 Katie O'Neil (1995)  
 Becky Oppenheimer (1978-80)  
 Susie Origer (1985-88)  
 Kathy Overstreet (1982-83)

### -P-

Stephanie Pappas (1983)  
 Heather Parker (2024)  
 Terri Parsons (1978-79)  
 Jordyn Pedersen (2017-18)  
 Alyssa Perez-Lugones (2019-22)  
 Sarah Persinger (2012-15)  
 Camille Pfister (2012)  
 Susan Phelps (1974)  
 Carol Phillips (1973-75)  
**Brooke Pierson (2026-present)**  
 Julie Ponstein (1989-90)  
 Ariel Posen (2023)  
 Courtney Pratt (2005)  
 Breasha Pruitt (2003)

## ALL-TIME LETTERWINNERS

### -R-

Laurie Reiff (1982-85)

#### **Autumn Reingold (2026-present)**

Morgan Reynolds (2014-17)

Beth Roberts (2014-17)

Megan Roberts (2019-22)

Chris Rodis (1989-90)

Brittany Rogers (2014-16)

Kinsey Rowe (2001-04)

Sandy Rowlette (1990-93)

Sophia Royce (1989-90)

Breanne Rutherford (2000-02)

### -S-

Haley Sanders (2015-18)

Sierra Sapunar (2001-04)

Rachel Schick (2014-17)

Emily Schild (2018-22)

Tanya Schuler (1987-89)

#### **Ja' Free Scott (2023-present)**

Suzanne Sears (1998-01)

Michelle Sessions (1985-88)

Lauren Sessler (2007-10)

Samantha Sheehan (2005)

Cathy Shotwell (1977-80)

Kathleen Shrieves (1998-01)

Agina Simpkins (1992-95)

Loren Simpson (2001-04)

Stacy Singletary (1983)

Anaya Smith (2025)

Brittany Smith (2003-06)

#### **Lily Smith (2024-present)**

Laura Smock (1974)

Sydney Snead (2016-19)

Courtney Snyder (1993-94)

#### **Holly Snyder (2024-present)**

Hope Spivery (1991-94)

Abby Stack (2006-09)

Marline Stephens (2001-02, 04)

Heather Stepp (1990-93)

Debbie Still (1990)

Lori Strong (1993-96)

Sherri Stryker (1985)

Blair Sullivan (2000)

Keri Lee Sullivan (2003)

Nancy Suttles (1978)

### -T-

Christa Tanella (2010-13)

Grace Taylor (2007-10)

Laine Taylor (1976-77)

Stephanie Thatcher (1974)

Andrea Thomas (1987-90)

Brittany Thome (2004)

Jodi Thompson (1984-85)

Traci Tilton (1990-92)

Tiffany Tolnay (2006-09)

#### **Harley Tomlin (2025-present)**

Amber Trani (2009)

#### **Anya Turner (2024-present)**

### -U-

Anysia Unick (2013)

### -V-

Natalie Vaculik (2015-17)

Sabrina Vega (2017-20)

Talya Vexler (1999-02)

### -W-

Lisa Waggoner (1982)

#### **Ady Wahl (2024-present)**

Abbey Ward (2019-22)

Lucy Wener (1986-89)

Courtney Whittle (1997-98)

#### **CaMarah Williams (2026-present)**

#### **Eryn Williams (2023-present)**

Audrie Winten (1974)

#### **Kelise Woolford (2026-present)**

Shayla Worley (2010-13)

Corrinne Wright (1987-90)

### -Z-

Linda Zobler (1979-80)

## INDIVIDUAL NATIONAL CHAMPIONS

### 42 TITLES BY 20 GYMNASTS

#### BY INDIVIDUAL

Leslie Angeles	1995	Floor
Kim Arnold	1997	All-Around
	1998	All-Around, Beam
Jenni Beathard	1997	Bars
	1998	Beam
Leah Brown	1996	Vault
	1997	Floor
Kat Ding	2011	Bars
	2012	Bars, Floor
Cory Fritzinger	2001	Vault
Brandie Jay	2016	Vault
Courtney Kupets	2006	All-Around, Bars, Beam
	2007	All-Around, Vault
	2009	All-Around, Bars, Beam, Floor
Karin Lichey	1998	Floor
Kelly Macy	1991	Bars
Courtney McCool	2008	Floor
Brittany Rogers	2016	Bars
Suzanne Sears	2000	Floor
Agina Simpkins	1993	Bars
Hope Spivey	1991	All-Around, Vault, Floor
	1994	Floor
Heather Stepp	1992	Vault
	1993	Vault, Floor
Lori Strong	1994	Bars
Grace Taylor	2008	Beam
Lucy Wener	1986	Bars
	1987	Bars
	1989	Bars
Corrinne Wright	1989	All-Around, Floor

#### BY YEAR

1986	Lucy Wener	Bars
1987	Lucy Wener	Bars
1989	Lucy Wener	Bars
	Corrinne Wright	All-Around, Floor
1991	Kelly Macy	Bars
	Hope Spivey	All-Around, Vault, Floor
1992	Heather Stepp	Vault
1993	Agina Simpkins	Bars
	Heather Stepp	Vault, Floor
1994	Hope Spivey	Floor
	Lori Strong	Bars
1995	Leslie Angeles	Floor
1996	Leah Brown	Vault
1997	Jenni Beathard	Bars
	Leah Brown	Floor
	Kim Arnold	All-Around
1998	Kim Arnold	All-Around, Beam
	Jenni Beathard	Beam
	Karin Lichey	Floor
2000	Suzanne Sears	Floor
2001	Cory Fritzinger	Vault
2006	Courtney Kupets	All-Around, Bars, Beam
2007	Courtney Kupets	All-Around, Vault
2008	Courtney McCool	Floor
	Grace Taylor	Beam
2009	Courtney Kupets	All-Around, Bars, Beam, Floor
2011	Kat Ding	Bars
2012	Kat Ding	Bars, Floor
2016	Brandie Jay	Vault
	Brittany Rogers	Bars

#### BY EVENT

##### All-Around (7)

Kim Arnold	1987, 1998
Courtney Kupets	2006, 2007, 2009
Hope Spivey	1991
Corrinne Wright	1989

##### Vault (7)

Leah Brown	1996
Cory Fritzinger	2001
Brandie Jay	2016
Courtney Kupets	2007
Hope Spivey	1991
Heather Stepp	1992, 1993

##### Bars (12)

Jenni Beathard	1997
Kat Ding	2011, 2012
Courtney Kupets	2006, 2009
Kelly Macy	1991
Brittany Rogers	2016
Agina Simpkins	1993
Lori Strong	1994
Lucy Wener	1986, 1987, 1989

##### Beam (5)

Kim Arnold	1998
Jenni Beathard	1998
Courtney Kupets	2006, 2009
Grace Taylor	2008

##### Floor (11)

Leslie Angeles	1995
Leah Brown	1997
Kat Ding	2012
Courtney Kupets	2009
Karin Lichey	1998
Courtney McCool	2008
Suzanne Sears	2000
Hope Spivey	1991, 1994
Heather Stepp	1993
Corrinne Wright	1989



Brandie Jay (left) and Brittany Rogers (right) took NCAA crowns for vault and bars, respectively, in 2016.

# GEORGIA BULLDOGS

## 1987

NCAA  
CHAMPIONS



## 1989

NCAA  
CHAMPIONS



## 1993

NCAA  
CHAMPIONS



## 1998

NCAA  
CHAMPIONS



## 1999

NCAA  
CHAMPIONS



### Record

38-3

### Site

Salt Lake City, Utah

## 1987

### Super Six Results

1. Georgia (187.900)
2. Utah (187.550)
3. UCLA (187.000)
4. Alabama (186.600)
5. Arizona State (184.000)
6. Florida (183.800)

### Roster

Gina Banales, Terri Eckert, Debbie Greco, Julia Klick, Paula Maheu, Susie Origer, Tanya Schuler, Michelle Sessions, Andrea Thomas, Lucy Wener, Corrinne Wright

### Coaches

Suzanne Yoculan, Carl Leland (asst.), Doug McAvinn (asst.)

### Record

35-6

### Site

Athens, Ga.

## 1989

### Super Six Results

1. Georgia (192.650)
2. UCLA (192.600)
3. Alabama (192.100)
4. Nebraska (190.800)
5. Utah (190.200)
6. Cal State Fullerton (189.450)

### Roster

Missy DePaoli, Kathy Dwyer, Debbie Greco, Paula Maheu, Lynn Messer, Susie Origer, Julie Ponstein, Chris Rodis, Sophie Royce, Tanya Schuler, Andrea Thomas, Lucy Wener, Corrinne Wright

### Coaches

Suzanne Yoculan, Doug McAvinn (asst.), Scott Bull (asst.)

### Record

32-0

### Site

Corvallis, Ore.

## 1993

### Super Six Results

1. Georgia (198.000)
2. Alabama (196.825)
3. Utah (195.825)
4. UCLA (194.925)
5. Auburn (194.725)
6. Arizona (194.075)

### Roster

Jennifer Carbone, Andrea Dewey, Nneka Logan, Kelly Macy, Sandy Rowlette, Hope Spivey, Courtney Snyder, Heather Stepp, Lori Strong

### Coaches

Suzanne Yoculan, Doug McAvinn (asst.), Jay Clark (asst.), Raoul Arocho (vol.)

### Record

35-0

### Site

Los Angeles, Calif.

## 1998

### Super Six Results

1. Georgia (197.725)
2. Florida (196.350)
3. Alabama (196.300)
4. Utah (196.025)
5. UCLA (195.750)
6. Arizona State (195.450)

### Roster

Brooke Andersen, Kim Arnold, Jenni Beathard, Julie Ballard, Amanda Curry, Stacey Galloway, Caroline Harris, Karin Lichey, Kristi Lichey, Sam Muhleman, Kelly Prestigiacomo, Suzanne Sears, Kathleen Shrieves, Courtney Whittle

### Coaches

Suzanne Yoculan, Doug McAvinn (asst.), Steven Ballard (asst.), Lori Strong (vol.)

### Record

32-0

### Site

Salt Lake City, Utah

## 1999

### Super Six Results

1. Georgia (196.850)
2. Michigan (196.550)
3. Alabama (195.950)
4. Arizona State (195.900)
5. UCLA (195.850)
6. Nebraska (194.800)

### Roster

Brooke Andersen, Jenni Beathard, Emily Chell, Amanda Curry, Eileen Diaz, Caroline Harris, Stacey Galloway, April Hoellman, Karin Lichey, Kristi Lichey, Danielle Maurone, Sam Muhleman, Suzanne Sears, Kathleen Shrieves, Tayla Vexler

### Coaches

Suzanne Yoculan, Doug McAvinn (asst.), Jay Clark (asst.), Jackie Estes (vol.), Lori Strong (vol.)



**Record** 33-5  
**Site** Auburn, Ala.

# 2005

**Super Six Results**  
1. Georgia (187.900)  
2. Utah (187.550)  
3. UCLA (187.000)  
4. Alabama (186.600)  
5. Arizona State (184.000)  
6. Florida (183.800)

**Roster**  
Audrey Bowers, Nikki Childs, Adrienne Dishman, Megan Dowlen, Michelle Emmons, Kelsey Ericksen, Katie Heenan, Ashley Kupets, Courtney Pratt, Sam Sheehan, Brittany Smith, Brittany Thome

**Coaches**  
Suzanne Yoculan, Jay Clark (Asst.), Doug McAvinn (Asst.), Julie Clark (Vol.)

**Record** 36-0  
**Site** Corvallis, Ore.

# 2006

**Super Six Results**  
1. Georgia (192.650)  
2. UCLA (192.600)  
3. Alabama (192.100)  
4. Nebraska (190.800)  
5. Utah (190.200)  
6. Cal State Fullerton (189.450)

**Roster**  
Audrey Bowers, Emily Bridgers, Paige Burns, Nikki Childs, Adrienne Dishman, Megan Dowlen, Kelsey Ericksen, Katie Heenan, Ashley Kupets, Courtney Kupets, Abby Stack, Tiffany Tolnay

**Coaches**  
Suzanne Yoculan, Jay Clark (Asst.), Doug McAvinn (Asst.), Julie Clark (Vol.)

**Record** 31-2-1  
**Site** Salt Lake City, Utah

# 2007

**Super Six Results**  
1. Georgia (198.000)  
2. Alabama (196.825)  
3. Utah (195.825)  
4. UCLA (194.925)  
5. Auburn (194.725)  
6. Arizona (194.075)

**Roster**  
Audrey Bowers, Paige Burns, Nikki Childs, Adrienne Dishman, Megan Dowlen, Kelsey Ericksen, Christi Fortunato, Katie Heenan, Lauren Johnson, Ashley Kupets, Courtney Kupets, Courtney McCool, Marcia Newby, Lauren Sessler, Abby Stack, Grace Taylor, Tiffany Tolnay

**Coaches**  
Suzanne Yoculan, Jay Clark (Asst.), Doug McAvinn (Asst.), Julie Clark (Vol.)

**Record** 31-2  
**Site** Athens, Ga.

# 2008

**Super Six Results**  
1. Georgia (197.725)  
2. Florida (196.350)  
3. Alabama (196.300)  
4. Utah (196.025)  
5. UCLA (195.750)  
6. Arizona State (195.450)

**Roster**  
Audrey Bowers, Paige Burns, Nikki Childs, Megan Dowlen, Christi Fortunato, Katie Heenan, Lauren Johnson, Courtney Kupets, Hilary Mauro, Cassidy McComb, Courtney McCool, Marcia Newby, Lauren Sessler, Abby Stack, Grace Taylor, Tiffany Tolnay

**Coaches**  
Suzanne Yoculan, Jay Clark (Asst.), Doug McAvinn (Asst.), Julie Clark (Vol.)

**Record** 32-1  
**Site** Lincoln, Neb.

# 2009

**Super Six Results**  
1. Georgia (196.850)  
2. Michigan (196.550)  
3. Alabama (195.950)  
4. Arizona State (195.900)  
5. UCLA (195.850)  
6. Nebraska (194.800)

**Roster**  
Mariel Box, Paige Burns, Kat Ding, Lauren Johnson, Courtney Kupets, Hilary Mauro, Cassidy McComb, Courtney McCool, Marcia Newby, Gina Nuccio, Lauren Sessler, Abby Stack, Grace Taylor, Tiffany Tolnay

**Coaches**  
Suzanne Yoculan, Jay Clark (Asst.), Doug McAvinn (Asst.), Julie Clark (Vol.)

## NCAA REGIONAL HISTORY

### 1984 SE Regional 2nd • Gainesville, Fla.

Team	Vault	Bars	Beam	Floor	Total
1. Florida	46.850	47.500	47.000	46.600	187.950
<b>2. Georgia</b>	<b>46.400</b>	<b>44.750</b>	<b>45.500</b>	<b>45.200</b>	<b>181.850</b>
3. West Virginia	44.350	44.150	41.900	43.950	174.350
4. NC State	43.350	43.950	43.150	43.750	174.200
5. North Carolina	44.050	43.400	42.550	43.600	173.600
6. Maryland	43.800	42.650	41.500	44.050	172.000

### 1985 SE Regional 2nd • Athens, Ga.

Team	Vault	Bars	Beam	Floor	Total
1. Florida	47.350	46.700	45.900	47.000	186.950
<b>2. Georgia</b>	<b>46.450</b>	<b>45.250</b>	<b>44.750</b>	<b>46.150</b>	<b>182.600</b>
3. West Virginia	44.500	44.100	41.400	46.800	176.800
4. North Carolina	45.150	43.700	43.850	43.450	176.150
5. Maryland	44.250	41.200	42.000	42.850	170.300
6. Kentucky	44.450	41.400	39.500	42.150	167.500

### 1986 SE Regional 1st • Morgantown, W.Va.

Team	Vault	Bars	Beam	Floor	Total
<b>1. Georgia</b>	<b>47.400</b>	<b>47.150</b>	<b>45.750</b>	<b>46.500</b>	<b>186.800</b>
2. Florida	46.850	46.100	47.000	45.450	185.400
3. North Carolina	47.050	43.500	44.450	45.650	180.650
4. Kentucky	45.900	43.950	45.500	45.050	180.400
5. Maryland	46.200	44.850	44.350	44.100	179.500
6. West Virginia	45.800	44.700	42.900	45.000	178.400

### 1987 SE Regional 2nd • Gainesville, Fla.

Team	Vault	Bars	Beam	Floor	Total
1. Florida	47.850	46.150	46.050	47.850	187.900
<b>2. Georgia</b>	<b>47.950</b>	<b>46.150</b>	<b>45.900</b>	<b>46.700</b>	<b>186.700</b>
3. West Virginia	45.750	45.950	44.750	45.850	182.300
4. Maryland	46.600	45.250	44.050	45.900	181.800
5. Kentucky	46.050	44.400	43.750	45.850	180.050
6. William & Mary	43.850	43.150	43.000	44.350	174.350
7. Towson	45.000	41.800	41.250	45.100	173.150

### 1988 SE Regional 1st • Gainesville, Fla.

Team	Vault	Bars	Beam	Floor	Total
<b>1. Georgia</b>	<b>48.100</b>	<b>47.750</b>	<b>46.400</b>	<b>47.500</b>	<b>189.800</b>
2. Florida	48.000	46.500	46.700	47.900	189.100
3. Towson	47.000	46.150	44.750	46.100	184.000
4. Kentucky	46.500	45.950	45.600	45.400	183.450
5. Maryland	46.450	45.000	44.300	45.650	181.400
6. West Virginia	46.650	44.050	44.400	45.900	181.000
7. North Carolina	46.000	44.550	43.850	43.600	178.000

### 1989 SE Regional 1st • Lexington, Ky.

Team	Vault	Bars	Beam	Floor	Total
<b>1. Georgia</b>	<b>47.900</b>	<b>48.700</b>	<b>48.300</b>	<b>48.300</b>	<b>193.200</b>
2. Florida	47.200	48.450	47.750	47.650	191.050
3. Maryland	47.300	46.750	45.950	46.150	186.150
4. Towson	46.300	47.450	46.200	45.100	185.050
5. Kentucky	45.100	45.850	46.450	45.400	182.800
6. NC State	45.750	45.300	45.250	46.000	182.300
7. West Virginia	44.800	45.250	45.650	45.850	181.550

### 1990 SE Regional 1st • Gainesville, Fla.

Team	Vault	Bars	Beam	Floor	Total
<b>1. Georgia</b>	<b>47.900</b>	<b>48.550</b>	<b>48.175</b>	<b>48.725</b>	<b>193.350</b>
2. Florida	47.500	47.900	46.725	48.300	190.425
3. Kentucky	47.775	47.475	46.350	47.225	188.825
4. Towson	46.900	47.725	46.250	47.900	188.775
5. West Virginia	46.800	46.825	46.475	46.750	186.850
6. William & Mary	46.275	46.075	44.950	47.150	184.450
7. NC State	45.950	45.625	45.150	46.550	183.275

### 1991 SE Regional 1st • Athens, Ga.

Team	Vault	Bars	Beam	Floor	Total
<b>1. Georgia</b>	<b>48.375</b>	<b>48.650</b>	<b>48.750</b>	<b>48.500</b>	<b>194.275</b>
2. Florida	46.750	48.300	48.325	47.800	191.175
3. West Virginia	48.075	47.100	47.300	47.300	189.775
4. Towson	46.750	47.050	46.925	46.575	187.300
5. North Carolina	46.150	47.625	46.475	46.575	185.825
6. George Washington	46.200	46.450	46.225	46.650	185.525
7. Maryland	46.825	46.275	44.675	46.125	183.900

### 1992 SE Regional 1st • Gainesville, Fla.

Team	Vault	Bars	Beam	Floor	Total
<b>1. Georgia</b>	<b>49.475</b>	<b>49.200</b>	<b>48.675</b>	<b>49.200</b>	<b>196.550</b>
2. Florida	47.775	48.400	46.425	48.875	191.475
3. Towson	47.450	47.675	46.325	47.625	189.075
4. George Washington	45.400	47.000	46.825	47.650	186.875
5. Kentucky	45.750	47.000	46.400	45.925	185.075
6. West Virginia	46.550	47.650	45.025	45.750	184.975
7. NC State	46.325	44.825	45.400	47.000	183.550

### 1993 SE Regional 1st • Athens, Ga.

Team	Vault	Bars	Beam	Floor	Total
<b>1. Georgia</b>	<b>49.600</b>	<b>49.150</b>	<b>49.100</b>	<b>49.650</b>	<b>197.500</b>
2. Florida	48.150	49.175	48.175	48.800	194.300
3. NC State	47.800	47.825	47.475	47.900	191.000
4. Kentucky	47.250	48.375	47.475	47.700	190.800
5. Towson	47.100	47.975	47.525	47.900	190.500
6. West Virginia	46.675	48.125	47.000	48.225	190.025
7. George Washington	46.100	48.275	46.675	48.300	189.350

### 1994 SE Regional 1st • Morgantown, W.Va.

Team	Vault	Bars	Beam	Floor	Total
<b>1. Georgia</b>	<b>49.475</b>	<b>49.400</b>	<b>49.200</b>	<b>48.700</b>	<b>196.775</b>
2. Florida	48.475	47.925	47.200	48.900	192.500
3. NC State	47.875	47.425	47.200	48.675	191.175
4. Kentucky	48.675	47.500	47.275	47.375	190.825
5. Towson	48.300	48.225	45.475	48.575	190.575
6. George Washington	48.075	47.425	46.675	47.475	189.650
7. West Virginia	47.575	47.200	46.250	47.300	188.325

### 1995 SE Regional 1st • Towson, Md.

Team	Vault	Bars	Beam	Floor	Total
<b>1. Georgia</b>	<b>49.675</b>	<b>49.650</b>	<b>48.875</b>	<b>49.375</b>	<b>197.575</b>
2. Florida	49.525	49.275	48.450	48.450	195.700
3. West Virginia	49.275	48.450	47.975	47.625	193.325
4. Kentucky	48.250	48.825	47.675	47.250	192.000
5. NC State	48.325	47.800	47.800	47.675	191.600
6. Towson	48.975	47.650	46.325	47.175	190.125
7. George Washington	48.450	46.000	47.075	46.500	188.025

## NCAA REGIONAL HISTORY

### 1996 SE Regional 1st • Gainesville, Fla.

Team	Vault	Bars	Beam	Floor	Total
1. Georgia	49.400	49.675	48.650	49.225	196.950
2. Florida	49.425	48.375	48.500	49.075	195.375
3. Kentucky	49.025	48.950	47.650	48.300	193.925
4. Towson	48.675	48.925	46.850	48.200	192.650
T5. West Virginia	48.675	47.775	47.275	48.150	191.875
T5. NC State	48.900	48.250	47.150	47.575	191.875
7. Maryland	46.975	48.100	47.050	47.775	189.900

### 1997 SE Regional 2nd • Lexington, Ky.

Team	Vault	Bars	Beam	Floor	Total
1. Florida	49.300	49.050	48.075	49.325	195.750
2. Georgia	49.425	49.250	47.825	49.225	195.725
3. West Virginia	49.125	48.600	46.550	48.875	193.150
4. NC State	48.600	48.500	46.800	49.000	192.900
5. Kentucky	48.350	47.925	47.575	49.025	192.875
6. Towson	48.450	47.900	47.325	49.175	192.850
7. George Washington	48.200	45.475	47.125	48.775	189.575

### 1998 SE Regional 1st • Athens, Ga.

Team	Vault	Bars	Beam	Floor	Total
1. Georgia	49.575	49.650	49.650	49.700	198.575
2. Florida	49.075	49.500	49.275	49.225	197.075
3. NC State	48.300	49.050	49.250	48.525	195.125
4. West Virginia	48.350	49.150	48.450	48.850	194.800
5. Kentucky	48.325	48.400	47.275	48.150	192.150
6. George Washington	48.325	47.125	47.325	48.375	191.150
7. Maryland	48.225	46.725	47.175	47.975	190.100

### 1999 NC Regional 1st • Logan, Utah

Team	Vault	Bars	Beam	Floor	Total
1. Georgia	49.325	49.500	49.075	49.475	197.375
2. Florida	48.650	49.375	48.700	48.500	195.225
3. Utah State	48.800	48.625	48.125	49.025	194.575
T4. Denver	48.500	49.025	48.275	48.400	194.200
T4. Minnesota	48.325	48.775	48.175	48.925	194.200
6. Iowa State	49.000	48.850	47.550	48.775	194.175

### 2000 SE Regional 1st • Athens, Ga.

Team	Vault	Bars	Beam	Floor	Total
1. Georgia	49.250	49.375	48.700	49.400	196.725
2. BYU	48.875	48.650	48.425	48.750	194.700
3. Towson	48.475	48.500	48.425	48.925	194.325
4. Maryland	48.200	48.650	48.750	48.175	193.775
5. NC State	48.225	48.225	48.400	48.625	193.475
6. George Washington	47.350	47.325	47.775	48.850	191.650

### 2001 SE Regional 1st • Gainesville, Fla.

Team	Vault	Bars	Beam	Floor	Total
1. Georgia	49.500	49.425	49.475	49.375	197.775
2. Florida	49.075	49.225	49.250	49.100	196.650
3. Maryland	49.025	48.950	48.875	49.000	195.850
4. George Washington	48.300	48.700	48.550	49.125	194.675
5. Iowa	48.800	48.475	47.450	49.050	193.775
6. NC State	48.600	48.275	48.725	47.900	193.500

### 2002 NC Regional T1st • Denver, Colo.

Team	Vault	Bars	Beam	Floor	Total
T1. Georgia	49.075	48.900	49.325	48.825	196.125
T1. Stanford	49.075	49.325	48.425	49.300	196.125
3. Denver	48.975	48.550	49.075	49.400	195.000
4. Missouri	48.700	49.125	48.250	48.925	195.000
5. Air Force	47.850	48.700	48.200	49.025	193.775
6. Utah State	48.450	48.400	48.100	48.450	193.400

### 2003 SE Regional 1st • Athens, Ga.

Team	Vault	Bars	Beam	Floor	Total
1. Georgia	49.275	49.275	49.425	49.150	197.125
2. Florida	48.675	48.425	49.175	47.675	193.950
3. North Carolina	48.900	48.250	48.750	49.000	194.900
4. Maryland	48.350	48.025	48.775	48.675	193.825
5. Ohio State	48.775	48.100	48.375	48.400	193.650
6. NC State	48.350	47.725	48.900	48.600	193.575

### 2004 NE Regional 1st • University Park, Pa.

Team	Vault	Bars	Beam	Floor	Total
1. Georgia	49.475	49.300	49.350	49.400	197.525
2. Michigan	49.250	48.550	49.425	49.150	196.375
3. Iowa State	49.275	48.475	49.075	49.325	196.150
4. Penn State	49.500	48.425	49.025	49.125	196.075
5. Missouri	49.250	47.050	49.025	49.075	194.400
6. New Hampshire	49.050	48.300	47.950	48.825	194.125

### 2005 SE Regional 2nd • Gainesville, Fla.

Team	Vault	Bars	Beam	Floor	Total
1. Florida	48.875	49.325	49.175	49.200	196.575
2. Georgia	49.150	49.000	47.650	49.350	195.150
T3. Denver	48.850	48.925	47.375	48.925	194.075
T3. North Carolina	48.400	47.875	48.550	49.250	194.075
5. West Virginia	48.575	48.600	47.625	48.875	193.675
6. NC State	48.375	47.875	48.900	48.425	193.575

### 2006 SE Regional 1st • Athens, Ga.

Team	Vault	Bars	Beam	Floor	Total
1. Georgia	49.350	49.325	49.375	49.375	197.425
2. Nebraska	49.075	49.000	49.050	49.225	196.350
3. Missouri	48.775	48.925	48.675	48.950	195.325
4. North Carolina	48.625	48.625	48.300	48.750	194.300
T5. NC State	48.475	48.275	48.125	49.050	193.925
T5. West Virginia	48.550	48.425	48.275	48.675	193.925

### 2007 NC Regional 1st • Denver, Colo.

Team	Vault	Bars	Beam	Floor	Total
1. Georgia	49.350	49.425	49.375	49.125	197.275
2. Denver	48.950	48.950	48.775	49.150	195.825
3. Penn State	49.000	48.825	48.950	49.000	195.775
4. BYU	48.625	48.450	47.825	48.400	193.300
5. Minnesota	48.675	47.850	47.875	48.500	192.900
6. Utah State	48.475	48.075	47.725	48.250	192.525

### 2008 NE Regional 1st • University Park, Pa.

Team	Vault	Bars	Beam	Floor	Total
1. Georgia	49.250	49.500	49.575	49.450	197.775
2. Denver	48.500	49.175	49.050	49.050	195.775
3. Penn State	48.825	49.150	48.800	48.925	195.700
4. Auburn	49.175	48.850	47.950	49.175	195.150
5. BYU	48.675	48.700	48.250	48.700	194.325
6. Iowa State	48.650	48.950	48.400	48.200	194.200

## NCAA REGIONAL HISTORY

### 2009 SE Regional 1st • Raleigh, N.C.

Team	Vault	Bars	Beam	Floor	Total
<b>1. Georgia</b>	<b>49.525</b>	<b>49.400</b>	<b>49.550</b>	<b>49.225</b>	<b>197.700</b>
2. Penn State	49.250	48.800	48.525	49.225	195.800
3. Nebraska	49.100	48.575	48.925	48.850	195.450
4. West Virginia	48.750	48.250	48.350	48.875	194.225
5. North Carolina	49.100	47.750	48.350	48.925	194.125
6. NC State	48.875	48.600	47.175	49.150	193.800

### 2010 SC Regional T2nd • Columbia, Mo.

Team	Vault	Bars	Beam	Floor	Total
1. Missouri	49.300	49.125	49.000	49.075	196.500
T2. Oregon State	49.000	49.175	48.875	49.225	196.275
<b>T2. Georgia</b>	<b>49.150</b>	<b>48.750</b>	<b>49.175</b>	<b>49.200</b>	<b>196.275</b>
4. Minnesota	48.625	48.800	48.700	48.875	195.000
5. Iowa	48.925	48.775	48.400	48.800	194.900
6. North Carolina	48.875	48.475	48.500	48.900	194.750

### 2011 Athens Regional 2nd • Athens, Ga.

Team	Vault	Bars	Beam	Floor	Total
1. UCLA	49.400	49.425	48.800	49.200	197.425
<b>2. Georgia</b>	<b>49.325</b>	<b>49.425</b>	<b>48.800</b>	<b>49.200</b>	<b>196.750</b>
3. LSU	49.075	48.750	48.875	48.650	195.350
4. NC State	48.700	48.575	48.600	48.875	194.750
5. Maryland	48.925	48.625	47.025	48.625	193.200
6. West Virginia	48.650	47.775	47.075	49.000	192.500

### 2012 Auburn Regional 1st • Auburn, Ala.

Team	Vault	Bars	Beam	Floor	Total
<b>1. Georgia</b>	<b>49.300</b>	<b>49.300</b>	<b>49.100</b>	<b>49.400</b>	<b>197.100</b>
2. Oregon State	49.125	49.300	48.950	49.075	196.450
3. Michigan	49.300	49.050	48.750	49.225	196.325
4. Auburn	49.325	48.900	49.975	48.900	196.100
5. West Virginia	49.200	48.925	48.825	48.950	195.900
6. Michigan State	49.000	48.900	48.325	47.825	194.050

### 2013 Corvallis Regional 1st • Corvallis, Ore.

Team	Vault	Bars	Beam	Floor	Total
<b>1. Georgia</b>	<b>49.250</b>	<b>49.275</b>	<b>49.475</b>	<b>49.425</b>	<b>197.425</b>
2. Arkansas	49.250	49.150	49.300	49.250	196.950
3. Arizona State	49.225	48.475	48.850	49.150	195.700
4. Oregon State	49.250	47.525	49.275	49.325	195.375
5. Boise State	49.125	48.800	48.725	48.700	195.350
6. California	49.175	48.975	48.125	48.850	195.125

### 2014 Athens Regional 2nd • Athens, Ga.

Team	Vault	Bars	Beam	Floor	Total
1. Michigan	49.200	49.275	48.700	49.575	196.750
<b>2. Georgia</b>	<b>49.425</b>	<b>49.600</b>	<b>48.475</b>	<b>48.875</b>	<b>196.375</b>
3. Central Michigan	48.575	48.800	49.000	49.225	195.600
4. Ohio State	48.900	48.975	48.225	49.000	195.100
5. NC State	48.850	48.150	48.425	49.125	194.550
6. Rutgers	48.800	47.850	48.325	48.775	193.750

### 2015 Berkeley Regional 1st • Berkeley, Calif.

Team	Vault	Bars	Beam	Floor	Total
<b>1. Georgia</b>	<b>49.400</b>	<b>49.325</b>	<b>48.950</b>	<b>49.350</b>	<b>197.025</b>
2. Utah	49.500	49.075	48.625	49.375	196.575
3. Cal	49.275	49.150	49.150	48.875	196.000
4. Boise State	49.200	48.650	48.450	49.075	195.375
5. Utah State	48.900	48.575	48.850	48.825	195.150
6. BYU	49.025	48.600	48.150	48.375	194.150

### 2016 Athens Regional 2nd • Athens, Ga.

Team	Vault	Bars	Beam	Floor	Total
1. LSU	49.400	49.300	49.150	49.450	197.300
<b>2. Georgia</b>	<b>49.275</b>	<b>49.250</b>	<b>49.025</b>	<b>49.300</b>	<b>196.850</b>
3. Oregon State	48.900	48.975	49.125	49.000	196.000
4. Arizona	48.775	49.100	49.000	49.025	195.900
5. George Washington	49.075	48.825	48.725	48.925	195.550
6. Michigan State	48.575	48.950	48.675	49.150	195.350

### 2017 Gainesville Regional 2nd • Gainesville, Fla.

Team	Vault	Bars	Beam	Floor	Total
1. Florida	49.475	48.975	49.225	49.450	197.125
<b>2. Georgia</b>	<b>49.325</b>	<b>49.200</b>	<b>49.075</b>	<b>49.175</b>	<b>196.775</b>
3. Missouri	49.075	49.125	48.875	49.025	196.100
4. Penn State	48.800	49.050	48.800	48.675	195.325
5. North Carolina	48.775	48.275	48.575	48.800	194.425
6. New Hampshire	48.675	48.325	48.700	48.475	194.175

### 2018 Tuscaloosa Regional 2nd • Tuscaloosa, Ala.

Team	Vault	Bars	Beam	Floor	Total
1. Alabama	49.350	49.400	49.275	49.200	197.225
<b>2. Georgia</b>	<b>49.025</b>	<b>49.350</b>	<b>49.175</b>	<b>48.950</b>	<b>196.500</b>
3. Illinois	49.050	49.125	49.200	49.050	196.425
4. Michigan	49.050	49.375	49.075	48.850	196.350
5. Missouri	48.975	49.075	49.050	49.000	196.100
6. Central Michigan	48.850	49.075	48.975	48.925	195.825

### 2019 Athens Regional 2nd • Athens, Ga.

Team	Vault	Bars	Beam	Floor	Total
<i>First Round</i>					
1. NC State	48.500	48.750	49.025	48.875	195.715
2. New Hampshire	48.525	48.800	48.900	48.675	195.680
<i>Second Round</i>					
1. Oklahoma (II)	49.525	49.650	49.500	49.625	198.300
<b>2. Georgia (I)</b>	<b>49.500</b>	<b>49.250</b>	<b>49.225</b>	<b>49.325</b>	<b>197.300</b>
3. Kentucky (I)	49.200	49.125	49.175	49.350	196.850
4. California (II)	49.350	49.275	49.200	48.925	197.750
5. Missouri (I)	49.025	49.175	49.200	49.225	196.625
6. Iowa State (I)	49.025	49.175	48.875	49.175	196.250
7. Maryland (II)	49.050	48.950	48.250	48.400	194.650
8. NC State (II)	48.800	48.850	48.900	48.850	195.400
<i>Finals</i>					
1. Oklahoma	49.450	49.650	49.700	49.675	198.475
<b>2. Georgia</b>	<b>49.375</b>	<b>49.575</b>	<b>49.550</b>	<b>49.550</b>	<b>198.050</b>
3. California	49.375	49.575	49.400	49.375	197.675
4. Kentucky	49.425	49.300	49.275	49.600	197.600

2020 NCAA postseason canceled due to COVID-19

## NCAA REGIONAL HISTORY

### 2021 Athens Regional 5th • Athens, Ga.

Team	Vault	Bars	Beam	Floor	Total
<i>First Round</i>					
1. NC State	48.500	48.750	49.025	48.875	195.715
2. New Hampshire	48.525	48.800	48.900	48.675	195.680
<i>Second Round</i>					
1. Florida (I)	49.275	49.675	49.625	49.375	197.950
2. Minnesota (II)	49.525	49.250	49.350	49.500	197.625
T3. Denver (II)	49.150	48.975	49.225	49.425	196.775
T3. NC State (I)	49.075	49.325	49.075	49.300	196.775
<b>5. Georgia (II)</b>	<b>49.075</b>	<b>49.225</b>	<b>49.175</b>	<b>49.275</b>	<b>196.750</b>
T6. Illinois (I)	49.175	49.050	48.950	49.200	196.375
T6. Oregon State (II)	49.175	48.725	49.075	49.400	196.375
8. Central Michigan (I)	48.825	48.750	49.000	49.000	195.575
<i>Finals</i>					
1. Florida	49.225	49.475	49.450	49.550	197.700
2. Minnesota	49.450	49.325	49.500	49.150	197.425
3. Denver	49.275	49.200	49.325	49.475	197.275
4. NC State	49.225	48.825	48.775	49.325	196.150

### 2022 Auburn Regional 5th • Auburn, Ala.

Team	Vault	Bars	Beam	Floor	Total
<i>First Round</i>					
1. NC State	48.500	48.750	49.025	48.875	195.715
2. New Hampshire	48.525	48.800	48.900	48.675	195.680
<i>Second Round</i>					
1. Florida (II)	49.100	49.650	49.675	49.700	198.125
2. Kentucky (I)	49.400	49.525	49.300	49.525	197.750
3. Auburn (I)	49.350	49.300	49.475	49.375	197.500
4. Denver (II)	49.000	49.325	49.300	49.450	197.075
5. Ohio State (II)	49.300	49.400	49.100	49.125	196.925
6. Iowa State (II)	49.100	49.275	49.150	49.200	196.725
7. Southern Utah (I)	48.975	49.200	49.025	49.125	196.325
8. <b>Georgia (I)</b>	<b>49.150</b>	<b>49.150</b>	<b>48.900</b>	<b>48.525</b>	<b>195.725</b>
<i>Finals</i>					
1. Florida	49.700	49.675	49.750	49.650	198.775
2. Auburn	49.450	49.200	49.625	49.500	197.775
3. Kentucky	49.375	49.250	49.300	49.575	197.550
4. Denver	49.175	49.300	49.325	49.375	197.225

### 2023 Denver Regional 5th • Denver, Colo.

Team	Vault	Bars	Beam	Floor	Total
<i>First Round</i>					
1. Arizona	48.800	48.925	48.975	49.350	196.050
2. North Carolina	48.800	48.900	49.000	47.900	194.600
<i>Second Round</i>					
1. Michigan (II)	49.525	49.425	49.375	49.700	198.025
2. Denver (II)	49.100	49.250	49.500	49.600	197.450
3. LSU (I)	49.250	49.275	49.325	49.525	197.375
4. Oregon State (I)	49.250	49.125	49.450	49.550	197.375
5. Minnesota (II)	49.275	49.275	49.150	49.500	197.200
6. <b>Georgia (II)</b>	49.150	49.300	49.300	49.250	197.000
7. Arizona (II)	49.125	49.100	49.300	49.450	196.975
8. Nebraska (I)	48.950	48.675	48.625	49.275	195.525
<i>Finals</i>					
1. Denver	49.275	49.550	49.625	49.425	197.875
2. LSU	49.375	49.525	49.425	49.425	197.750
3. Michigan	49.425	49.650	49.325	49.350	197.750
4. Oregon State	49.400	49.500	49.400	49.350	197.650

### 2024 Gainesville Regional 5th • Gainesville, Fla.

Team	Vault	Bars	Beam	Floor	Total
<i>First Round</i>					
1. Iowa State	49.025	48.600	49.225	49.025	195.875
2. Clemson	49.200	48.375	48.975	49.075	195.625
<i>Second Round</i>					
1. Florida (II)	49.575	49.300	49.575	49.475	197.925
2. Utah (I)	49.225	49.575	49.600	49.425	197.825
3. Missouri (II)	49.375	49.475	49.375	49.300	197.525
4. Michigan State (I)	49.450	49.350	49.300	49.375	197.475
5. <b>Georgia (II)</b>	49.300	49.375	49.450	49.300	197.425
6. Iowa State (II)	49.050	48.975	49.350	49.200	196.575
7. Maryland (I)	49.175	49.050	49.125	49.000	196.350
8. Towson (I)	49.075	48.400	48.500	49.075	195.050
<i>Finals</i>					
1. Florida	49.575	49.500	49.600	49.650	198.325
2. Utah	49.500	48.975	49.475	49.625	197.575
3. Missouri	49.275	49.275	49.250	49.525	197.325
4. Michigan State	49.425	49.000	48.675	49.525	196.625

### 2025 Washington Regional 5th • Seattle, Wash.

Team	Vault	Bars	Beam	Floor	Total
<i>First Round</i>					
1. Illinois	48.700	49.175	48.800	48.800	195.475
2. UC Davis	48.525	48.025	48.400	49.100	194.050
<i>Second Round</i>					
1. Oklahoma (II)	49.175	49.525	49.700	49.625	198.025
2. Missouri (I)	49.225	49.550	49.575	49.300	197.650
3. Auburn (II)	49.075	49.225	49.325	49.325	196.950
4. Arizona (I)	48.975	48.975	49.025	49.275	196.250
5. <b>Georgia (II)</b>	49.250	49.175	48.350	49.400	196.175
6. Arizona State (I)	48.750	49.125	49.225	48.850	196.050
7. Illinois (II)	48.900	48.875	48.950	49.000	195.725
8. Nebraska (II)	48.900	49.300	48.325	49.150	195.675
<i>Finals</i>					
1. Oklahoma	49.475	49.650	49.525	49.800	198.450
2. Missouri	49.300	49.300	49.275	49.550	197.425
3. Auburn	49.450	49.275	49.225	49.375	197.325
4. Arizona	48.900	49.200	48.850	49.300	196.250

\*Beginning in 2019, the NCAA Regional reduced to four locations, with nine teams advancing to each. The bottom two teams at each Regional competed in the first round to advance to the second round. The second round was broken into two sessions with the top-two scoring teams in each session advancing to the Regional Finals the following day. The sessions from the second round are indicated in (I).

## NCAA CHAMPIONSHIPS HISTORY

### 1984 9th • Los Angeles, Calif.

Team	Vault	Bars	Beam	Floor	Total
1. Utah	47.200	47.300	45.300	46.250	186.050
2. UCLA	47.150	47.100	44.850	46.450	185.550
3. Cal State Fullerton	46.600	47.300	44.400	45.600	183.900
4. Arizona State	46.700	46.900	43.900	46.150	183.650
5. Florida	45.400	46.300	44.450	46.050	182.200
6. Alabama	45.100	46.000	44.650	45.050	180.800
7. Penn State	45.950	46.650	44.150	43.700	179.450
8. Washington	45.100	43.900	44.350	45.200	178.550
<b>9. Georgia</b>	<b>45.050</b>	<b>44.350</b>	<b>43.350</b>	<b>44.850</b>	<b>177.600</b>
10. Arizona	45.100	45.800	41.650	44.350	176.900

### 1985 7th • Salt Lake City, Utah

Team	Vault	Bars	Beam	Floor	Total
1. Utah	46.800	47.050	47.050	46.450	188.350
2. Arizona State	47.300	45.900	46.350	47.050	186.600
3. Florida	46.600	46.000	45.150	46.550	148.300
4. Alabama	46.450	46.250	45.950	45.400	184.050
5. Cal State Fullerton	46.950	45.900	44.800	45.850	183.500
6. Oregon State	45.700	45.150	46.000	46.300	183.150
<b>7. Georgia</b>	<b>45.400</b>	<b>45.500</b>	<b>45.450</b>	<b>44.550</b>	<b>180.900</b>
8. Ohio State	46.300	45.100	42.950	45.400	179.750
9. Penn State	45.650	44.750	43.400	45.250	179.000
10. Oklahoma	45.000	43.950	43.250	45.150	177.400

### 1986 4th • Gainesville, Fla.

Team	Vault	Bars	Beam	Floor	Total
1. Utah	47.250	46.700	46.500	46.500	186.950
2. Arizona State	47.600	46.350	46.350	46.400	186.700
3. Alabama	47.200	46.600	46.800	45.750	186.350
<b>4. Georgia</b>	<b>46.450</b>	<b>46.250</b>	<b>45.950</b>	<b>45.400</b>	<b>184.050</b>
5. Cal State Fullerton	46.750	46.750	45.700	45.850	185.000
6. Penn State	46.500	45.900	44.550	45.750	182.700
7. UCLA	45.600	45.600	45.200	45.300	181.700
8. Florida	46.250	45.350	45.250	44.450	181.300
9. LSU	46.550	44.750	44.700	44.550	180.550
10. Ohio State	45.900	43.850	42.600	43.450	177.800

### 1987 1st • Salt Lake City, Utah

Team	Vault	Bars	Beam	Floor	Total
<b>1. Georgia</b>	<b>46.900</b>	<b>46.950</b>	<b>47.400</b>	<b>46.650</b>	<b>187.900</b>
2. Utah	47.050	47.250	46.450	46.800	187.550
3. UCLA	47.500	46.750	45.800	46.950	187.000
4. Alabama	46.950	46.850	45.750	47.050	186.600
5. Arizona State	46.600	46.350	44.850	46.200	184.000
6. Florida	46.500	46.850	44.050	46.400	183.800
7. LSU	46.750	45.050	43.600	46.100	181.500
8. Ohio State	46.200	45.200	43.700	45.100	180.200
9. Washington	44.800	46.050	43.600	45.400	179.850
10. Nebraska	46.000	44.800	43.550	45.150	179.500
11. Arizona	45.650	44.550	43.550	45.700	179.450
12. Oregon State	45.050	42.800	43.050	43.600	177.800

### 1988 5th • Salt Lake City, Utah

Team	Vault	Bars	Beam	Floor	Total
1. Alabama	47.200	47.750	47.650	47.450	190.050
2. Utah	47.750	47.350	47.350	47.050	189.500
3. UCLA	47.750	47.050	46.850	47.150	188.800
4. LSU	47.600	46.150	47.100	47.050	187.900
<b>5. Georgia</b>	<b>47.900</b>	<b>46.800</b>	<b>45.900</b>	<b>46.200</b>	<b>186.800</b>
6. Florida	46.700	46.950	45.850	47.150	186.650
7. Oregon	47.050	46.200	46.750	46.500	186.500
8. Arizona State	46.600	46.500	45.400	46.600	185.100
9. Arizona	47.000	46.200	45.850	44.950	184.000
10. Nebraska	46.900	45.650	44.850	46.150	183.550
11. Penn State	46.250	45.300	43.250	44.900	179.700
12. Michigan State	44.850	44.650	44.450	44.850	178.800

### 1989 1st • Athens, Ga.

Team	Vault	Bars	Beam	Floor	Total
<b>1. Georgia</b>	<b>47.950</b>	<b>48.300</b>	<b>47.900</b>	<b>48.500</b>	<b>192.650</b>
2. UCLA	48.550	48.100	47.300	48.650	192.600
3. Alabama	48.400	48.350	47.150	48.200	192.100
4. Nebraska	48.000	47.650	47.450	47.700	190.800
5. Utah	47.500	48.100	47.200	47.400	190.200
6. Cal State Fullerton	47.400	47.450	47.050	47.550	189.450
7. Arizona State	47.350	46.750	46.800	47.000	187.900
7. Oregon State	47.050	46.450	47.200	47.200	187.900
9. Oklahoma	46.950	48.000	45.450	46.650	187.050
10. Florida	47.200	47.750	44.750	47.300	187.000
11. Arizona	46.800	47.000	45.850	46.850	186.500
12. Ohio State	46.600	47.300	46.150	46.350	186.400

### 1990 3rd • Athens, Ga.

Team	Vault	Bars	Beam	Floor	Total
1. Utah	48.975	49.050	48.050	48.825	194.900
2. Alabama	49.050	48.725	48.725	48.075	194.575
<b>3. Georgia</b>	<b>48.125</b>	<b>48.675</b>	<b>47.850</b>	<b>48.575</b>	<b>193.225</b>
4. UCLA	48.350	48.300	48.575	47.875	193.100
5. Nebraska	48.375	48.675	47.175	48.000	192.225
6. LSU	48.400	48.400	47.050	48.250	192.100
7. Oregon State	48.075	47.650	46.625	47.600	189.950
8. Cal State Fullerton	47.300	47.600	46.900	47.900	189.700
9. Towson	46.875	47.425	46.775	46.900	187.975
10. Florida	47.025	47.425	45.875	46.850	187.175
10. Arizona	47.875	47.550	45.700	46.050	187.175
12. Ohio State	46.650	46.825	44.375	45.800	183.650

### 1991 3rd • Tuscaloosa, Ala.

Team	Vault	Bars	Beam	Floor	Total
1. Alabama	49.075	48.575	48.675	48.800	195.125
2. Utah	48.475	48.650	48.475	48.775	194.375
<b>3. Georgia</b>	<b>48.525</b>	<b>49.025</b>	<b>47.500</b>	<b>48.325</b>	<b>193.375</b>
4. Oregon State	48.200	48.325	48.125	47.700	192.350
5. Penn State	48.300	48.025	47.025	47.600	190.950
6. Florida	46.750	47.800	47.725	47.425	189.700
7. LSU	47.900	47.700	46.225	46.775	186.600
8. BYU	47.650	47.250	46.050	46.750	187.700
9. Arizona State	47.125	47.500	46.200	46.825	187.650
9. Auburn	47.225	48.050	46.375	46.000	187.650
11. Arizona	47.475	47.825	45.550	46.625	187.475
12. Utah State	46.800	46.850	45.450	46.850	185.950

## NCAA CHAMPIONSHIPS HISTORY

### 1992 2nd • St. Paul, Minn.

Team	Vault	Bars	Beam	Floor	Total
1. Utah	49.000	49.400	48.275	48.975	195.650
<b>2. Georgia</b>	<b>49.100</b>	<b>48.250</b>	<b>48.450</b>	<b>48.800</b>	<b>194.600</b>
3. Alabama	48.725	48.875	47.675	48.075	193.350
4. Penn State	48.125	48.400	47.975	48.275	192.775
5. Arizona	48.550	48.675	48.075	46.650	191.950
6. Oregon State	48.650	47.500	46.800	48.425	191.375
7. Arizona State	47.975	47.500	46.800	48.425	191.375
8. California	47.175	47.825	48.250	47.475	190.725
9. UCLA	47.175	48.400	46.300	47.950	189.825
10. Stanford	47.425	47.675	46.725	47.275	189.100
11. Florida	46.150	48.025	47.300	47.250	188.725
12. BYU	47.175	47.100	46.200	47.300	187.775

### 1993 1st • Corvallis, Ore.

Semifinal Session I 1st					
Team	Vault	Bars	Beam	Floor	Total
<b>1. Georgia</b>	<b>49.125</b>	<b>49.575</b>	<b>48.275</b>	<b>49.425</b>	<b>196.400</b>
2. Alabama	48.925	49.200	47.975	49.175	195.275
3. UCLA	48.375	48.900	48.650	48.200	194.125
4. Oregon State	48.250	47.550	48.850	48.775	193.425
5. Michigan	48.350	48.975	47.100	48.625	193.125
6. Florida	48.050	49.100	47.525	48.275	192.950

### Super Six 1st

Team	Vault	Bars	Beam	Floor	Total
<b>1. Georgia</b>	<b>49.725</b>	<b>49.750</b>	<b>48.925</b>	<b>49.600</b>	<b>198.000</b>
2. Alabama	49.175	49.025	49.325	49.300	196.825
3. Utah	49.200	48.875	48.450	49.300	195.825
4. UCLA	48.650	49.225	48.250	48.800	194.925
5. Auburn	48.725	49.075	48.075	48.850	194.725
6. Arizona	48.725	49.075	47.800	48.475	194.075

### 1994 3rd • Salt Lake City, Utah

Semifinal Session I 1st					
Team	Vault	Bars	Beam	Floor	Total
<b>1. Georgia</b>	<b>49.225</b>	<b>48.275</b>	<b>48.450</b>	<b>49.100</b>	<b>195.050</b>
2. UCLA	49.150	48.350	47.700	48.500	193.700
3. Michigan	48.850	48.050	48.325	48.250	193.475
4. BYU	48.575	48.000	47.475	48.275	192.325
5. Washington	48.150	46.750	47.550	48.075	190.525
6. New Hampshire	47.475	46.075	46.825	48.075	188.450

### Super Six 3rd

Team	Vault	Bars	Beam	Floor	Total
1. Utah	49.525	49.325	48.300	49.250	196.400
2. Alabama	49.050	49.350	48.950	49.000	196.350
<b>3. Georgia</b>	<b>49.325</b>	<b>49.275</b>	<b>48.075</b>	<b>49.175</b>	<b>195.850</b>
4. Michigan	49.125	48.400	48.950	48.675	195.150
5. UCLA	49.350	48.250	48.450	48.925	194.975
6. Florida	48.775	48.275	48.975	48.825	194.850

### 1995 5th • Athens, Ga.

Semifinal Session I 1st					
Team	Vault	Bars	Beam	Floor	Total
<b>1. Georgia</b>	<b>49.600</b>	<b>48.950</b>	<b>48.725</b>	<b>49.550</b>	<b>196.825</b>
2. Michigan	49.450	48.850	48.600	48.800	195.700
3. Utah	48.950	48.125	49.125	49.125	195.325
4. LSU	48.625	47.900	47.850	48.650	193.025
5. Nebraska	48.600	46.975	47.750	48.425	191.750
6. West Virginia	48.375	47.025	46.525	47.725	189.650

### Super Six 5th

Team	Vault	Bars	Beam	Floor	Total
1. Utah	49.050	49.250	49.100	49.250	196.650
T2. Michigan	49.250	49.025	48.975	49.175	196.425
T2. Alabama	49.475	49.000	49.100	48.850	196.425
4. UCLA	49.025	48.700	49.250	49.175	196.150
<b>5. Georgia</b>	<b>49.550</b>	<b>48.800</b>	<b>48.400</b>	<b>49.325</b>	<b>196.075</b>
6. Oregon State	48.700	48.650	49.200	48.300	194.850

### 1996 T3rd • Tuscaloosa, Ala.

Semifinal Session I 1st					
Team	Vault	Bars	Beam	Floor	Total
<b>1. Georgia</b>	<b>49.400</b>	<b>49.175</b>	<b>49.025</b>	<b>48.800</b>	<b>196.400</b>
2. UCLA	48.875	48.825	48.925	48.675	195.300
3. Michigan	49.475	48.125	48.125	48.250	193.975
4. Nebraska	48.650	48.950	47.900	48.450	193.950
5. Penn State	48.250	48.425	47.800	48.225	192.700
6. BYU	48.125	47.950	47.724	48.700	192.500

### Super Six T3rd

Team	Vault	Bars	Beam	Floor	Total
1. Alabama	49.775	49.475	49.150	49.625	198.025
2. UCLA	49.450	49.250	49.500	49.275	197.475
<b>T3. Georgia</b>	<b>49.675</b>	<b>49.575</b>	<b>49.400</b>	<b>49.125</b>	<b>196.775</b>
T3. Utah	49.250	49.200	49.150	49.175	196.775
5. Oregon State	49.475	49.175	48.925	48.950	196.525
6. Michigan	49.300	49.000	48.975	49.100	196.375

### 1997 3rd • Gainesville, Fla.

Semifinal Session I 1st					
Team	Vault	Bars	Beam	Floor	Total
<b>1. Georgia</b>	<b>49.400</b>	<b>49.275</b>	<b>49.125</b>	<b>49.275</b>	<b>197.075</b>
2. UCLA	49.275	49.275	48.925	48.950	196.425
T3. Nebraska	49.200	49.175	48.775	48.875	196.025
T3. Utah	49.025	49.075	49.250	48.675	196.025
5. Penn State	48.800	48.574	48.325	48.600	194.300
6. LSU	48.650	47.875	48.850	48.450	193.825

### Super Six 3rd

Team	Vault	Bars	Beam	Floor	Total
1. UCLA	49.300	49.525	49.200	49.125	197.150
2. Arizona State	49.300	49.125	49.275	49.150	196.850
<b>3. Georgia</b>	<b>49.650</b>	<b>49.625</b>	<b>48.125</b>	<b>49.200</b>	<b>196.600</b>
4. Michigan	49.425	49.425	48.775	48.875	196.500
5. Florida	49.325	48.900	49.225	48.975	196.425
6. Nebraska	48.825	49.225	48.550	48.650	195.250

# GEORGIA BULLDOGS

## NCAA CHAMPIONSHIPS HISTORY

### 1998 1st • Los Angeles, Calif.

Semifinal Session I 1st					
Team	Vault	Bars	Beam	Floor	Total
<b>1. Georgia</b>	<b>49.300</b>	<b>49.575</b>	<b>49.350</b>	<b>49.600</b>	<b>197.825</b>
2. Alabama	49.100	49.200	48.875	49.300	196.475
3. Arizona State	48.850	49.100	48.475	49.025	195.450
4. Michigan	49.150	49.400	47.725	49.150	195.425
5. NC State	48.300	48.075	48.825	49.925	194.125
6. BYU	47.900	48.725	47.950	48.825	193.400

### Super Six 1st

Team	Vault	Bars	Beam	Floor	Total
<b>1. Georgia</b>	<b>49.600</b>	<b>49.450</b>	<b>49.300</b>	<b>49.375</b>	<b>197.725</b>
2. Florida	49.300	49.075	48.600	49.375	196.350
3. Alabama	48.925	49.300	48.875	49.200	196.300
4. Utah	48.475	49.375	49.075	49.100	196.025
5. UCLA	49.200	49.400	47.650	49.500	195.750
6. Arizona State	49.000	48.250	48.875	49.325	195.450

### 1999 1st • Salt Lake City, Utah

Semifinal Session II 1st					
Team	Vault	Bars	Beam	Floor	Total
<b>1. Georgia</b>	<b>49.300</b>	<b>49.175</b>	<b>49.400</b>	<b>49.150</b>	<b>197.025</b>
2. Michigan	48.800	49.175	49.225	49.375	196.575
3. Nebraska	48.925	48.950	49.075	49.275	196.225
4. Utah	48.950	49.250	48.050	49.225	195.475
5. Penn State	48.550	48.950	48.600	48.675	194.775
6. Florida	48.675	48.550	47.950	48.825	194.000

### Super Six 1st

Team	Vault	Bars	Beam	Floor	Total
<b>1. Georgia</b>	<b>49.400</b>	<b>48.925</b>	<b>49.275</b>	<b>49.250</b>	<b>196.850</b>
2. Michigan	49.225	49.275	49.000	49.050	196.550
3. Alabama	49.125	49.150	48.650	49.025	195.950
4. Arizona State	48.600	49.150	48.950	49.200	195.900
5. UCLA	49.175	49.125	48.575	48.975	195.850
6. Nebraska	49.000	48.350	48.475	48.975	194.800

### 2000 3rd • Boise, Idaho

Semifinal Session I 1st					
Team	Vault	Bars	Beam	Floor	Total
<b>1. Georgia</b>	<b>49.525</b>	<b>49.050</b>	<b>48.950</b>	<b>49.350</b>	<b>196.775</b>
2. Utah	49.050	48.925	49.050	49.225	196.125
3. Alabama	49.450	49.200	48.650	49.125	196.075
4. LSU	49.000	48.850	48.175	48.925	194.950
5. Oregon State	48.825	48.325	48.550	49.050	194.750
6. BYU	48.875	48.575	48.325	48.725	194.500

### Super Six 3rd

Team	Vault	Bars	Beam	Floor	Total
1. UCLA	49.450	49.350	49.125	49.375	197.300
2. Utah	49.400	49.000	49.125	49.350	196.875
<b>3. Georgia</b>	<b>49.475</b>	<b>49.025</b>	<b>48.800</b>	<b>49.500</b>	<b>196.800</b>
4. Nebraska	49.150	49.250	48.975	49.350	196.725
5. Alabama	49.275	49.150	48.925	49.150	196.500
6. Michigan	49.375	48.975	48.100	49.275	195.725

### 2001 2nd • Athens, Ga.

Semifinal Session II 1st					
Team	Vault	Bars	Beam	Floor	Total
<b>1. Georgia</b>	<b>49.400</b>	<b>49.075</b>	<b>49.175</b>	<b>49.450</b>	<b>197.100</b>
2. Utah	48.875	48.975	49.425	49.300	196.575
3. Nebraska	48.800	49.200	49.050	49.150	196.200
4. Stanford	48.825	48.675	48.725	49.175	195.400
5. Arizona State	48.900	48.525	48.300	49.050	194.775
6. Denver	48.425	48.325	48.375	48.500	193.625

### Super Six 2nd

Team	Vault	Bars	Beam	Floor	Total
1. UCLA	49.450	49.125	49.575	49.425	197.575
<b>2. Georgia</b>	<b>49.500</b>	<b>49.250</b>	<b>49.275</b>	<b>49.375</b>	<b>197.400</b>
3. Michigan	49.375	49.275	49.250	49.375	197.275
4. Alabama	48.975	49.100	49.175	49.300	196.550
T5. Utah	48.900	49.150	48.675	49.300	196.025
T5. Nebraska	49.050	49.150	48.650	49.175	196.025

### 2002 2nd • Tuscaloosa, Ala.

Semifinal Session I 2nd					
Team	Vault	Bars	Beam	Floor	Total
1. Utah	49.100	48.950	49.450	49.275	196.775
<b>2. Georgia</b>	<b>49.200</b>	<b>49.000</b>	<b>49.300</b>	<b>49.150</b>	<b>196.650</b>
3. Nebraska	49.300	49.150	49.050	49.075	196.575
4. Michigan	49.225	48.500	49.200	49.250	196.175
5. LSU	48.925	48.750	48.800	49.375	195.850
6. Arizona	48.825	48.700	48.475	48.975	194.975

### Super Six 2nd

Team	Vault	Bars	Beam	Floor	Total
1. Alabama	49.325	49.450	49.375	49.425	197.575
<b>2. Georgia</b>	<b>49.250</b>	<b>49.325</b>	<b>49.375</b>	<b>49.300</b>	<b>197.250</b>
3. UCLA	49.325	49.375	49.150	49.300	197.150
4. Utah	49.175	49.300	49.350	49.125	196.950
5. Nebraska	49.075	49.425	48.750	49.175	196.425
6. Stanford	49.075	48.925	49.000	49.025	196.025

### 2003 3rd • Lincoln, Neb.

Semifinal Session II 3rd					
Team	Vault	Bars	Beam	Floor	Total
1. Nebraska	49.375	49.225	49.225	49.500	197.325
2. Utah	49.350	49.250	49.125	49.125	196.850
<b>3. Georgia</b>	<b>49.275</b>	<b>49.150</b>	<b>48.950</b>	<b>49.250</b>	<b>196.625</b>
4. Florida	48.975	49.000	49.225	49.125	196.325
5. Stanford	49.150	48.975	49.200	48.875	196.200
6. Auburn	48.350	48.000	48.400	48.775	193.525

### Super Six 3rd

Team	Vault	Bars	Beam	Floor	Total
1. UCLA	49.350	49.450	49.525	49.500	197.825
2. Alabama	49.225	49.425	49.250	49.375	197.275
<b>3. Georgia</b>	<b>49.225</b>	<b>49.350</b>	<b>49.300</b>	<b>49.275</b>	<b>197.150</b>
4. Nebraska	49.550	48.800	49.400	49.375	197.125
5. Michigan	48.950	48.800	49.075	49.225	196.050
6. Utah	49.225	48.675	48.350	49.050	195.300

## NCAA CHAMPIONSHIPS HISTORY

### 2004 2nd • Los Angeles, Calif.

Semifinal Session I						3rd
Team	Vault	Bars	Beam	Floor	Total	
1. Florida	49.375	49.000	49.125	49.350	196.850	
1. Stanford	49.050	49.350	48.975	49.475	196.850	
<b>3. Georgia</b>	<b>49.225</b>	<b>49.250</b>	<b>48.975</b>	<b>49.225</b>	<b>196.775</b>	
4. Nebraska	49.250	49.125	48.875	48.900	196.150	
5. Oklahoma	49.200	48.725	48.600	49.225	195.750	
6. Iowa	48.950	48.725	47.800	49.300	194.775	

### Super Six 2nd

Team	Vault	Bars	Beam	Floor	Total	
1. UCLA	49.525	49.425	49.600	49.575	198.125	
<b>2. Georgia</b>	<b>49.425</b>	<b>49.125</b>	<b>49.200</b>	<b>49.450</b>	<b>197.200</b>	
T3. Alabama	49.375	49.050	49.225	49.475	197.125	
T3. Stanford	49.350	49.200	49.250	49.325	197.125	
5. Florida	49.400	48.800	49.300	49.300	196.800	
6. Utah	49.150	48.325	49.225	49.175	195.875	

### 2005 1st • Auburn, Ala.

Semifinal Session II						1st
Team	Vault	Bars	Beam	Floor	Total	
<b>1. Georgia</b>	<b>49.350</b>	<b>49.375</b>	<b>49.225</b>	<b>49.400</b>	<b>197.350</b>	
2. UCLA	49.100	49.150	49.325	49.450	197.025	
3. Alabama	49.050	49.375	49.150	49.425	197.000	
4. Florida	48.950	49.050	49.150	49.075	196.225	
5. Iowa State	49.175	48.650	48.825	49.325	195.975	
6. BYU	48.550	48.425	48.700	48.950	194.625	

### Super Six 1st

Team	Vault	Bars	Beam	Floor	Total	
<b>1. Georgia</b>	<b>49.575</b>	<b>49.375</b>	<b>49.350</b>	<b>49.525</b>	<b>197.825</b>	
2. Alabama	49.625	49.325	48.850	49.600	197.400	
3. Utah	49.375	49.375	49.250	49.275	197.275	
4. UCLA	49.450	49.275	48.925	49.500	197.150	
5. Michigan	49.050	49.225	48.900	49.400	196.575	
6. Nebraska	49.000	49.150	49.075	49.200	196.425	

### 2006 1st • Corvallis, Ore.

Semifinal Session II						1st
Team	Vault	Bars	Beam	Floor	Total	
<b>1. Georgia</b>	<b>49.150</b>	<b>49.400</b>	<b>49.375</b>	<b>49.350</b>	<b>197.275</b>	
2. Iowa State	49.050	49.075	48.825	49.300	196.250	
3. Florida	48.925	49.000	48.925	49.375	196.225	
4. Arizona State	48.850	49.050	48.725	48.950	195.575	
5. Oregon State	48.675	48.775	48.600	49.100	195.150	
6. Arkansas	48.225	48.750	48.425	48.975	194.375	

### Super Six 1st

Team	Vault	Bars	Beam	Floor	Total	
<b>1. Georgia</b>	<b>49.650</b>	<b>49.475</b>	<b>49.200</b>	<b>49.425</b>	<b>197.750</b>	
2. Utah	49.350	48.950	49.325	49.175	196.800	
3. Alabama	49.400	49.300	48.650	49.375	196.725	
4. Florida	48.975	49.175	48.975	49.150	196.275	
5. Nebraska	49.050	48.875	48.950	49.300	196.175	
6. Iowa St.	47.850	49.000	48.900	48.975	194.725	

### 2007 1st • Salt Lake City, Utah

Semifinal Session I						1st
Team	Vault	Bars	Beam	Floor	Total	
<b>1. Georgia</b>	<b>49.525</b>	<b>49.400</b>	<b>49.350</b>	<b>49.425</b>	<b>197.700</b>	
2. Florida	49.250	49.300	49.425	49.425	197.400	
3. Nebraska	49.350	49.000	49.100	49.175	196.625	
4. Oklahoma	49.350	48.800	48.925	49.175	196.250	
5. Alabama	49.050	49.125	49.100	48.850	196.125	
6. Oregon State	49.150	48.525	48.675	48.750	195.100	

### Super Six 1st

Team	Vault	Bars	Beam	Floor	Total	
<b>1. Georgia</b>	<b>49.525</b>	<b>49.425</b>	<b>49.325</b>	<b>49.575</b>	<b>197.850</b>	
2. Utah	49.375	49.100	49.400	49.375	197.250	
3. Florida	49.400	49.275	49.225	49.325	197.225	
4. UCLA	49.400	49.100	49.150	49.275	196.925	
5. Stanford	49.225	49.100	49.250	49.250	196.825	
6. Nebraska	49.325	48.925	48.825	48.900	195.975	

### 2008 1st • Athens, Ga.

Semifinal Session I						1st
Team	Vault	Bars	Beam	Floor	Total	
<b>1. Georgia</b>	<b>49.525</b>	<b>49.400</b>	<b>49.350</b>	<b>49.425</b>	<b>197.700</b>	
2. Florida	49.250	49.300	49.425	49.425	197.400	
3. Nebraska	49.350	49.000	49.100	49.175	196.625	
4. Oklahoma	49.350	48.800	48.925	49.175	196.250	
5. Alabama	49.050	49.125	49.100	48.850	196.125	
6. Oregon State	49.150	48.525	48.675	48.750	195.100	

### Super Six 1st

Team	Vault	Bars	Beam	Floor	Total	
<b>1. Georgia</b>	<b>49.225</b>	<b>49.375</b>	<b>49.375</b>	<b>49.475</b>	<b>197.450</b>	
2. Utah	49.400	49.350	49.100	49.275	197.125	
3. Stanford	49.125	49.225	49.175	49.225	196.750	
4. Florida	49.400	49.050	48.850	49.400	196.700	
5. LSU	49.225	49.200	48.800	49.125	196.350	
6. Alabama	49.100	49.075	48.425	49.525	196.125	

### 2009 1st • Lincoln, Neb.

Semifinal Session II						1st
Team	Vault	Bars	Beam	Floor	Total	
<b>1. Georgia</b>	<b>49.375</b>	<b>49.500</b>	<b>49.350</b>	<b>49.400</b>	<b>197.625</b>	
2. Utah	49.400	49.300	49.050	49.200	196.950	
3. Stanford	49.200	49.325	49.200	49.175	196.900	
4. UCLA	49.250	49.475	48.800	49.200	196.725	
5. Michigan	48.950	49.375	48.650	49.100	196.075	
6. Denver	48.625	48.850	47.950	48.775	194.200	

### Super Six 1st

Team	Vault	Bars	Beam	Floor	Total	
<b>1. Georgia</b>	<b>49.625</b>	<b>49.425</b>	<b>49.200</b>	<b>49.575</b>	<b>197.825</b>	
2. Alabama	49.425	49.325	49.325	49.500	197.575	
3. Utah	49.525	49.275	49.175	49.450	197.425	
4. Florida	49.000	49.150	49.200	48.375	196.725	
5. Arkansas	49.325	48.975	48.925	49.250	196.475	
6. LSU	49.275	49.100	48.700	49.300	196.375	

## NCAA CHAMPIONSHIPS HISTORY

2011		T9th • Cleveland, Ohio				
Semifinal Session I			T4th			
Team	Vault	Bars	Beam	Floor	Total	
1. Oklahoma	49.225	49.375	49.175	49.000	196.775	
2. Michigan	49.325	49.375	48.750	49.250	196.700	
3. UCLA	49.450	49.350	48.375	49.325	196.500	
<b>T4. Georgia</b>	<b>49.250</b>	<b>49.075</b>	<b>48.700</b>	<b>48.425</b>	<b>195.450</b>	
T4. Arkansas	49.150	48.575	48.450	49.275	195.450	
6. Illinois	49.175	48.825	47.950	49.150	195.100	

2012		11th • Duluth, Ga.				
Semifinal Session II			5th			
Team	Vault	Bars	Beam	Floor	Total	
1. Alabama	49.400	49.400	49.600	49.275	197.675	
2. Florida	49.575	49.450	49.350	49.275	197.650	
3. Arkansas	49.275	49.275	49.450	49.150	197.150	
4. Ohio State	49.175	48.975	49.225	49.150	196.525	
<b>5. Georgia</b>	<b>49.600</b>	<b>49.400</b>	<b>48.275</b>	<b>49.225</b>	<b>196.500</b>	
6. Oregon State	49.050	49.150	49.300	48.975	196.475	

2013		6th • Los Angeles, Calif.				
Semifinal Session I			3rd			
Team	Vault	Bars	Beam	Floor	Total	
1. Florida	49.450	49.525	49.475	49.325	197.775	
2. LSU	49.500	49.475	49.000	49.350	197.325	
<b>3. Georgia</b>	<b>49.450</b>	<b>49.500</b>	<b>48.975</b>	<b>49.225</b>	<b>197.150</b>	
4. Minnesota	49.175	48.825	49.175	49.200	196.375	
5. Illinois	48.850	48.675	48.975	49.200	195.700	
6. Stanford	48.950	48.200	48.525	49.025	194.700	

Super Six		6th				
Team	Vault	Bars	Beam	Floor	Total	
1. Florida	49.500	49.475	48.875	49.725	197.575	
2. Oklahoma	49.125	49.375	49.475	49.400	197.375	
3. Alabama	49.250	49.375	49.225	49.500	197.350	
4. UCLA	49.100	49.375	49.175	49.450	197.100	
5. LSU	49.175	49.200	49.125	49.550	197.050	
<b>6. Georgia</b>	<b>49.200</b>	<b>49.200</b>	<b>49.225</b>	<b>49.050</b>	<b>196.675</b>	

2014		5th • Birmingham, Ala.				
Semifinal Session I			2nd			
Team	Vault	Bars	Beam	Floor	Total	
1. Oklahoma	49.325	49.250	49.350	49.575	197.500	
<b>2. Georgia</b>	<b>49.350</b>	<b>49.300</b>	<b>49.200</b>	<b>49.450</b>	<b>197.300</b>	
3. LSU	49.350	49.225	49.175	49.350	197.100	
4. Stanford	49.025	49.300	49.250	49.025	196.600	
5. Michigan	49.300	49.325	48.350	49.450	196.425	
6. Illinois	49.075	48.725	48.800	49.200	195.800	

Super Six		5th				
Team	Vault	Bars	Beam	Floor	Total	
T1. Florida	49.450	49.600	49.500	49.625	198.175	
T1. Oklahoma	49.550	49.500	49.525	49.600	198.175	
3. LSU	49.325	49.400	49.325	49.550	197.600	
4. Alabama	49.475	49.550	48.850	49.675	197.550	
<b>5. Georgia</b>	<b>49.275</b>	<b>49.525</b>	<b>49.075</b>	<b>49.175</b>	<b>197.550</b>	
6. Nebraska	49.275	48.875	49.125	49.225	196.550	

2015		9th • Fort Worth, Texas				
Semifinal Session I			5th			
Team	Vault	Bars	Beam	Floor	Total	
T1. Florida	49.375	49.450	49.275	49.375	197.475	
T1. Utah	49.450	49.500	49.175	49.350	197.475	
3. Stanford	49.050	49.575	49.300	49.250	197.175	
4. Michigan	49.175	48.225	49.250	49.375	197.025	
<b>5. Georgia</b>	<b>49.100</b>	<b>49.350</b>	<b>48.900</b>	<b>49.250</b>	<b>196.600</b>	
6. UCLA	49.000	49.250	49.200	48.950	196.400	

2016		6th • Fort Worth, Texas				
Semifinal Session I			3rd			
Team	Vault	Bars	Beam	Floor	Total	
1. Florida	49.350	49.475	49.350	49.300	197.475	
2. LSU	49.3375	49.325	49.300	49.375	197.3375	
<b>3. Georgia</b>	<b>49.275</b>	<b>49.375</b>	<b>49.1125</b>	<b>48.9625</b>	<b>196.725</b>	
4. Stanford	49.150	49.025	48.475	48.925	195.575	
5. Auburn	48.9625	48.0875	48.150	48.900	195.100	
6. Minnesota	49.0375	47.6625	49.250	49.0375	194.9875	

Super Six		6th				
Team	Vault	Bars	Beam	Floor	Total	
1. Oklahoma	49.225	49.450	49.425	49.575	197.675	
2. LSU	49.525	49.125	49.3375	49.4625	197.450	
3. Alabama	49.325	49.2875	49.450	49.375	197.4375	
4. Florida	49.325	49.450	49.2125	49.3625	197.350	
5. UCLA	49.0875	49.100	49.4375	49.200	196.825	
<b>6. Georgia</b>	<b>49.2125</b>	<b>49.1875</b>	<b>49.3625</b>	<b>49.050</b>	<b>196.8125</b>	

2017		12th • St. Louis, Mo.				
Semifinal Session II			3rd			
Team	Vault	Bars	Beam	Floor	Total	
1. LSU	49.5625	49.4125	49.5875	49.7125	198.275	
2. Florida	49.5125	49.425	49.3875	49.4875	197.8125	
3. Alabama	49.3625	49.4875	49.3625	49.3875	197.600	
4. Nebraska	49.250	49.250	49.300	49.4125	197.2125	
5. Michigan	48.975	49.300	48.8125	49.375	196.4625	
<b>6. Georgia</b>	<b>48.9125</b>	<b>49.1625</b>	<b>48.500</b>	<b>49.225</b>	<b>195.800</b>	

2018		7th • St. Louis, Mo.				
Semifinal Session I			4th			
Team	Vault	Bars	Beam	Floor	Total	
1. UCLA	49.1875	49.3750	49.5375	49.4625	197.5625	
2. LSU	49.3500	49.5000	49.2250	49.4000	197.4750	
3. Nebraska	49.2375	49.0625	49.3750	49.3375	197.0125	
<b>4. Georgia</b>	<b>49.1250</b>	<b>49.3125</b>	<b>49.2375</b>	<b>49.0125</b>	<b>196.6875</b>	
5. Alabama	49.1375	49.1625	49.0750	49.2500	196.6250	
6. Arkansas	48.7500	49.2875	49.2625	49.1250	196.4250	

2019		8th • Fort Worth, Texas				
Semifinal Session II			4th			
Team	Vault	Bars	Beam	Floor	Total	
1. Oklahoma	49.4000	49.5625	49.2875	49.600	197.8500	
2. Denver	49.1000	49.3875	49.2875	49.2625	197.0375	
3. Oregon State	49.0875	49.2625	49.2500	49.3000	196.9000	
<b>4. Georgia</b>	<b>49.2375</b>	<b>49.2750</b>	<b>48.8625</b>	<b>49.0875</b>	<b>196.4625</b>	

2020 NCAA postseason canceled due to COVID-19



**SEC TEAM CHAMPIONSHIPS (16)**

Year	Site	Score	Runner-Up
1986	Gainesville, Fla.	185.150	Florida
1987	Athens, Ga.	189.400	Florida
1991	Lexington, Ky.	194.100	Alabama
1992	Baton Rouge, La.	196.400	Alabama
1993	Tuscaloosa, Ala.	197.050	Alabama
1994	Auburn, Ala.	196.700	Alabama
1996	Lexington, Ky.	197.450	Alabama
1997	Athens, Ga.	198.375	Florida
1998	Baton Rouge, La.	197.600	Florida
1999	Tuscaloosa, Ala.	197.475	Alabama
2001	Birmingham, Ala.	198.000	Alabama
2002	Birmingham, Ala.	197.025	Alabama
2004	Duluth, Ga.	198.175	Alabama
2005	Duluth, Ga.	197.250	LSU
2006	Birmingham, Ala.	197.275	Alabama
2008	Duluth, Ga.	197.350	Alabama

**SEC ALL-AROUND CHAMPIONS (17)**

Year	Name	Score
1984	Kathy McMinn	37.3
1986	Julie Klick	37.4
1987	Terri Eckert	37.9
1989	Lucy Wener*	38.55
1992	Heather Stepp	39.6
1994	Leah Brown	39.5
1996	Lori Strong	39.575
1997	Kim Arnold	39.8
1998	Kim Arnold	39.7
1999	Karin Lichey	39.675
2001	Cory Fritzingler	39.7
2005	Katie Heenan	39.625
2006	Kelsey Ericksen	39.625
2007	Courtney Kupets*	39.6
2007	Katie Heenan*	39.6
2009	Courtney Kupets	39.775
2011	Cassidy McComb	39.4

**SEC VAULT CHAMPIONS (22)**

Year	Name	Score
1982	Kathy McMinn*	19.00
1986	Paula Maheu*	9.55
1987	Corrinne Wright	9.65
1992	Heather Stepp*	9.9
1992	Hope Spivey*	9.9
1992	Sandy Rowlette*	9.9
1996	Leah Brown	9.975
1997	Leah Brown*	10.0
1997	Kim Arnold*	10.0
1998	Karin Lichey	10.0
1999	Suzanne Sears*	10.0
1999	Karin Lichey*	10.0
2001	Kristi Lichey	9.95
2002	Marline Stephens*	9.95
2003	Chelsea Byrd	10.0

2006	Kelsey Ericksen	9.925
2007	Courtney Kupets	9.975
2008	Katie Heenan*	9.95
2009	Courtney Kupets*	9.95
2010	Hilary Mauro*	9.9
2014	Lauren Johnson*	9.975
2016	Brandie Jay*	9.95

**SEC BARS CHAMPIONS (28)**

Year	Name	Score
1981	Kathy McMinn	18.35
1983	Kathy McMinn	18.85
1984	Kathy McMinn	19.10
1987	Terri Eckert	9.75
1988	Lucy Wener	9.80
1989	Lucy Wener	9.80
1990	Corrinne Wright	9.85
1991	Kelly Macy*	9.85
1991	Sandy Rowlette*	9.85
1992	Agina Simpkins	9.95
1993	Lori Strong*	9.95
1995	Andrea Dewey*	9.90
1996	Jenni Beathard	9.925
1997	Leah Brown*	9.95
1997	Karin Lichey*	9.95
1998	Karin Lichey*	9.95
1998	Jenni Beathard*	9.95
1999	Jenni Beathard	9.95
2004	Cory Fritzingler*	9.95
2006	Kelsey Ericksen*	9.90
2006	Ashley Kupets*	9.90
2007	Courtney Kupets	9.925
2008	Tiffany Tolnay*	9.95
2008	Grace Taylor*	9.95
2009	Courtney Kupets	9.975
2010	Kat Ding	9.925
2011	Kat Ding	9.925
2013	Brittany Rogers*	9.95

**SEC BEAM CHAMPIONS (17)**

Year	Name	Score
1987	Julie Klick	9.70
1989	Andrea Thomas	9.80
1990	Andrea Thomas	9.85
1991	Kelly Macy*	9.85
1992	Nneka Logan*	9.90
1993	Nneka Logan	9.90
1997	Karin Lichey*	9.95
1997	Kim Arnold*	9.95
1998	Kim Arnold*	9.925
2000	Kristi Lichey	9.925
2001	Cory Fritzingler	9.950
2004	Cory Fritzingler	10.0
2005	Katie Heenan	9.950
2008	Grace Taylor*	9.90
2009	Courtney Kupets*	9.90

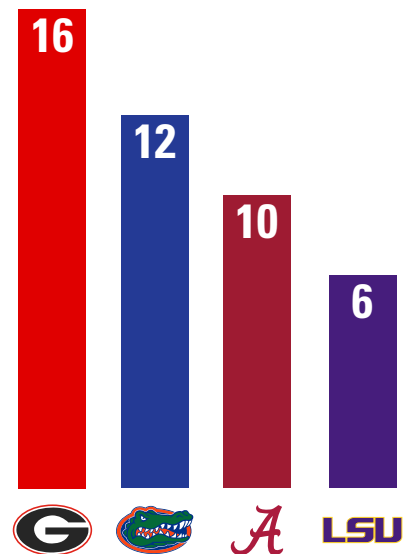
2013	Brittany Rogers*	9.95
2013	Shayla Worley*	9.95

**SEC FLOOR CHAMPIONS (17)**

Year	Name	Score
1987	Corrinne Wright	9.65
1990	Corrinne Wright	9.85
1992	Hope Spivey	10.0
1993	Hope Spivey	10.0
1994	Hope Spivey*	10.0
1996	Leslie Angeles*	9.95
1997	Leah Brown	9.975
1998	Kim Arnold	10.0
1999	Karin Lichey	9.95
2000	Suzanne Sears	9.95
2001	Suzanne Sears	9.95
2002	Marline Stephens	9.95
2003	Chelsea Byrd*	9.975
2004	Marline Stephens*	10.0
2006	Kelsey Ericksen*	9.95
2009	Courtney Kupets*	9.95
2010	Courtney McCool	9.95

\* tied for first

**SEC CHAMPIONSHIPS**



## SEC CHAMPIONSHIP HISTORY

### 1981 3rd • Baton Rouge, La.

Team	Vault	Bars	Beam	Floor	Total
1. LSU	n/a	n/a	n/a	n/a	141.000
2. Florida	n/a	n/a	n/a	n/a	139.900
<b>3. Georgia</b>	<b>n/a</b>	<b>n/a</b>	<b>n/a</b>	<b>n/a</b>	<b>135.050</b>
4. Alabama	n/a	n/a	n/a	n/a	134.150
5. Auburn	n/a	n/a	n/a	n/a	125.450
6. Kentucky	n/a	n/a	n/a	n/a	125.250

### 1982 4th • Tuscaloosa, Ala.

Team	Vault	Bars	Beam	Floor	Total
1. Florida	n/a	n/a	n/a	n/a	145.600
2. Alabama	n/a	n/a	n/a	n/a	144.550
3. LSU	n/a	n/a	n/a	n/a	144.150
<b>4. Georgia</b>	<b>n/a</b>	<b>n/a</b>	<b>n/a</b>	<b>n/a</b>	<b>142.050</b>
5. Kentucky	n/a	n/a	n/a	n/a	135.000
6. Auburn	n/a	n/a	n/a	n/a	134.950

### 1983 4th • Gainesville, Fla.

Team	Vault	Bars	Beam	Floor	Total
1. Florida	n/a	n/a	n/a	n/a	181.950
2. Alabama	n/a	n/a	n/a	n/a	181.750
3. LSU	n/a	n/a	n/a	n/a	176.700
<b>4. Georgia</b>	<b>n/a</b>	<b>n/a</b>	<b>n/a</b>	<b>n/a</b>	<b>175.100</b>
5. Kentucky	n/a	n/a	n/a	n/a	170.500

### 1984 2nd • Gainesville, Fla.

Team	Vault	Bars	Beam	Floor	Total
1. Florida	46.200	46.450	46.150	45.350	184.150
<b>2. Georgia</b>	<b>44.850</b>	<b>44.700</b>	<b>43.700</b>	<b>43.800</b>	<b>177.050</b>
3. Alabama	44.600	43.700	43.100	44.500	175.900
4. LSU	43.700	44.050	41.600	43.850	173.200
5. Kentucky	43.250	42.200	39.250	40.650	165.350
6. Auburn	42.300	39.600	40.000	39.650	161.550

### 1985 3rd • Tuscaloosa, Ala.

Team	Vault	Bars	Beam	Floor	Total
1. Florida	46.650	45.650	45.850	47.500	185.650
2. Alabama	45.900	46.050	45.400	46.500	181.800
<b>3. Georgia</b>	<b>46.400</b>	<b>45.950</b>	<b>44.300</b>	<b>45.150</b>	<b>183.850</b>
4. LSU	46.050	45.000	44.700	44.750	180.500
5. Kentucky	45.350	42.450	42.150	43.500	173.450
6. Auburn	42.500	33.750	41.250	41.400	158.900

### 1986 1st • Gainesville, Fla.

Team	Vault	Bars	Beam	Floor	Total
<b>1. Georgia</b>	<b>46.600</b>	<b>46.100</b>	<b>45.450</b>	<b>47.000</b>	<b>185.150</b>
2. Florida	46.500	46.500	45.200	45.900	184.100
3. Alabama	46.900	45.950	45.700	45.200	183.750
4. LSU	45.350	43.050	45.350	42.850	176.600
5. Kentucky	44.350	42.500	44.250	44.850	175.950
6. Auburn	43.450	43.800	41.450	42.700	171.400

### 1987 1st • Athens, Ga.

Team	Vault	Bars	Beam	Floor	Total
<b>1. Georgia</b>	<b>47.100</b>	<b>47.600</b>	<b>47.100</b>	<b>47.600</b>	<b>189.400</b>
2. Florida	45.950	46.650	46.700	46.350	187.900
3. Alabama	n/a	n/a	n/a	n/a	185.300
4. LSU	n/a	n/a	n/a	n/a	184.450
5. Auburn	n/a	n/a	n/a	n/a	181.400
6. Kentucky	n/a	n/a	n/a	n/a	180.950

### 1988 3rd • Tuscaloosa, Ala.

Team	Vault	Bars	Beam	Floor	Total
1. Alabama	47.550	48.000	46.750	47.850	190.150
2. Florida	47.150	47.850	46.650	47.550	189.200
<b>3. Georgia</b>	<b>47.250</b>	<b>47.200</b>	<b>47.100</b>	<b>47.300</b>	<b>188.850</b>
4. LSU	47.600	46.200	46.750	46.850	187.400
5. Kentucky	46.150	46.200	45.500	45.550	183.400
6. Auburn	46.200	45.850	44.600	46.550	183.200

### 1989 3rd • Gainesville, Fla.

Team	Vault	Bars	Beam	Floor	Total
1. Florida	47.400	47.650	48.250	48.200	191.500
2. Alabama	47.300	48.250	48.050	47.450	191.050
<b>3. Georgia</b>	<b>47.150</b>	<b>48.050</b>	<b>47.650</b>	<b>47.550</b>	<b>190.400</b>
4. LSU	47.050	46.450	48.050	46.350	187.900
5. Auburn	45.800	47.000	45.350	46.900	195.050
6. Kentucky	46.150	46.500	45.150	44.850	182.650

### 1990 3rd • Athens, Ga.

Team	Vault	Bars	Beam	Floor	Total
1. Alabama	48.650	48.550	48.350	48.000	193.550
2. LSU	48.400	48.150	47.350	48.1500	192.050
<b>3. Georgia</b>	<b>47.750</b>	<b>48.100</b>	<b>48.100</b>	<b>47.900</b>	<b>191.850</b>
4. Auburn	47.150	47.550	46.000	47.450	188.150
5. Florida	47.300	46.850	46.800	47.050	188.000
6. Kentucky	46.950	47.250	45.700	46.40	186.300

### 1991 1st • Lexington, Ky.

Team	Vault	Bars	Beam	Floor	Total
<b>1. Georgia</b>	<b>48.350</b>	<b>49.050</b>	<b>48.150</b>	<b>48.550</b>	<b>194.100</b>
2. Alabama	48.350	48.050	48.500	49.150	194.050
3. LSU	47.950	48.700	47.800	47.950	192.400
4. Florida	47.550	48.650	46.750	48.350	191.300
5. Auburn	47.400	47.700	46.100	48.050	189.250
6. Kentucky	47.300	46.450	46.000	46.250	186.000

### 1992 1st • Baton Rouge, La.

Team	Vault	Bars	Beam	Floor	Total
<b>1. Georgia</b>	<b>49.250</b>	<b>49.200</b>	<b>48.650</b>	<b>49.300</b>	<b>196.400</b>
2. Alabama	48.500	49.050	48.600	48.350	194.500
3. Auburn	48.500	48.500	47.200	47.150	191.350
4. Florida	46.550	47.900	47.200	47.950	189.600
5. LSU	46.450	48.000	46.850	47.350	188.650
6. Kentucky	46.250	47.850	45.150	46.700	185.950

### 1993 1st • Tuscaloosa, Ala.

Team	Vault	Bars	Beam	Floor	Total
<b>1. Georgia</b>	<b>49.350</b>	<b>49.550</b>	<b>48.950</b>	<b>49.200</b>	<b>197.050</b>
2. Alabama	48.950	49.050	48.900	49.150	196.050
3. Auburn	48.250	48.600	48.100	48.250	193.200
4. LSU	48.300	48.700	48.000	47.900	192.900
5. Florida	47.750	48.100	47.750	48.500	192.100
6. Kentucky	47.100	48.100	46.900	47.250	189.350

### 1994 1st • Auburn, Ala.

Team	Vault	Bars	Beam	Floor	Total
<b>1. Georgia</b>	<b>49.425</b>	<b>48.825</b>	<b>49.025</b>	<b>49.425</b>	<b>196.700</b>
2. Alabama	49.150	49.150	47.875	49.000	195.175
3. LSU	48.450	48.875	47.825	49.000	194.150
4. Florida	48.100	48.400	48.625	49.000	194.125
5. Auburn	48.050	48.100	47.650	48.900	192.700
6. Kentucky	48.200	46.075	47.325	48.150	189.750

## SEC CHAMPIONSHIP HISTORY

### 1995 3rd • Gainesville, Fla.

Team	Vault	Bars	Beam	Floor	Total
1. Alabama	49.750	48.575	48.750	49.100	196.175
2. LSU	49.025	49.250	48.675	49.175	196.125
<b>3. Georgia</b>	<b>49.600</b>	<b>49.275</b>	<b>48.625</b>	<b>48.375</b>	<b>195.875</b>
4. Florida	49.200	49.150	48.250	49.050	195.650
5. Kentucky	48.150	47.825	48.025	47.975	191.975
6. Auburn	47.475	46.750	47.775	48.675	190.675

### 1996 1st • Lexington, Ky.

Team	Vault	Bars	Beam	Floor	Total
<b>1. Georgia</b>	<b>49.325</b>	<b>49.300</b>	<b>49.325</b>	<b>49.500</b>	<b>197.450</b>
2. Alabama	49.100	49.250	49.175	49.425	196.950
3. Florida	48.825	48.950	49.025	48.850	195.650
4. Kentucky	49.125	48.300	49.050	48.775	195.250
5. LSU	47.800	48.275	48.750	48.325	193.150
6. Auburn	48.325	46.500	48.975	47.350	191.150

### 1997 1st • Athens, Ga.

Team	Vault	Bars	Beam	Floor	Total
<b>1. Georgia</b>	<b>49.800</b>	<b>49.575</b>	<b>49.500</b>	<b>49.500</b>	<b>198.375</b>
2. Florida	49.200	48.800	48.850	49.200	196.050
3. LSU	49.075	48.925	48.900	49.125	196.025
4. Alabama	49.150	49.100	48.425	49.100	195.775
5. Kentucky	48.850	48.625	48.925	48.675	195.075
6. Auburn	47.625	48.550	48.650	47.725	192.550

### 1998 1st • Baton Rouge, La.

Team	Vault	Bars	Beam	Floor	Total
<b>1. Georgia</b>	<b>49.325</b>	<b>49.600</b>	<b>49.375</b>	<b>49.300</b>	<b>197.600</b>
2. Florida	48.925	49.100	49.325	49.375	196.725
3. LSU	48.675	49.125	49.250	49.400	196.450
4. Alabama	48.775	48.500	48.850	49.275	195.400
5. Kentucky	48.500	48.350	48.225	48.525	193.600
6. Auburn	48.250	48.350	47.675	48.150	192.425

### 1999 1st • Tuscaloosa, Ala.

Team	Vault	Bars	Beam	Floor	Total
<b>1. Georgia</b>	<b>49.475</b>	<b>49.375</b>	<b>49.050</b>	<b>49.575</b>	<b>197.475</b>
2. Alabama	49.225	49.300	49.000	49.250	196.775
3. Florida	48.675	49.075	49.200	48.925	195.875
4. LSU	48.175	49.150	48.975	49.075	195.375
5. Kentucky	48.725	48.525	48.600	49.025	194.875
6. Auburn	48.125	48.375	48.925	48.575	194.000

### 2000 T2nd • Gainesville, Fla.

Team	Vault	Bars	Beam	Floor	Total
1. Alabama	49.175	49.400	49.300	49.325	197.200
<b>T2. Georgia</b>	<b>49.200</b>	<b>49.250</b>	<b>49.075</b>	<b>49.300</b>	<b>196.825</b>
T2. LSU	48.950	49.375	49.175	49.325	196.825
4. Florida	48.775	49.025	48.825	49.150	195.775
5. Kentucky	48.675	48.675	48.525	48.775	194.650
6. Auburn	48.375	47.400	47.800	48.925	192.500

### 2001 1st • Birmingham, Ala.

Team	Vault	Bars	Beam	Floor	Total
<b>1. Georgia</b>	<b>49.475</b>	<b>49.500</b>	<b>49.400</b>	<b>49.625</b>	<b>198.000</b>
2. Alabama	49.125	49.325	49.450	49.525	197.425
3. Florida	48.900	49.200	49.075	49.200	196.375
4. LSU	48.875	49.350	49.050	49.025	196.300
5. Kentucky	48.975	48.750	48.825	49.300	195.850
6. Auburn	48.425	48.450	48.825	48.800	194.500

### 2002 1st • Birmingham, Ala.

Team	Vault	Bars	Beam	Floor	Total
<b>1. Georgia</b>	<b>49.225</b>	<b>49.350</b>	<b>48.975</b>	<b>49.475</b>	<b>197.025</b>
2. Alabama	49.275	49.425	48.875	49.350	196.925
3. Florida	49.075	49.150	48.925	49.275	196.425
4. LSU	48.900	49.250	48.975	49.100	196.225
T5. Kentucky	48.700	49.050	47.700	48.875	194.325
T5. Auburn	49.075	48.200	48.400	48.650	194.325

### 2003 2nd • Birmingham, Ala.

Team	Vault	Bars	Beam	Floor	Total
1. Alabama	49.325	49.275	49.375	49.600	197.575
<b>2. Georgia</b>	<b>49.650</b>	<b>49.150</b>	<b>49.375</b>	<b>49.350</b>	<b>197.525</b>
3. Florida	49.025	48.700	49.350	48.875	195.950
4. LSU	48.900	48.600	48.900	49.250	195.650
5. Auburn	48.725	48.675	48.425	49.200	195.025
T6. Kentucky	48.425	48.825	48.900	48.725	194.875
T6. Arkansas	49.000	48.775	48.700	48.400	194.875

### 2004 1st • Duluth, Ga.

Team	Vault	Bars	Beam	Floor	Total
<b>1. Georgia</b>	<b>49.550</b>	<b>49.375</b>	<b>49.525</b>	<b>49.725</b>	<b>198.175</b>
2. Alabama	49.625	49.325	49.325	49.675	197.950
3. LSU	49.225	49.400	49.375	49.275	197.275
4. Florida	49.300	49.300	49.475	49.150	197.225
5. Auburn	48.675	48.700	49.200	49.350	195.925
6. Arkansas	48.650	49.150	48.100	48.925	194.825
7. Kentucky	48.800	48.775	47.375	48.900	193.850

### 2005 1st • Duluth, Ga.

Team	Vault	Bars	Beam	Floor	Total
<b>1. Georgia</b>	<b>49.200</b>	<b>49.325</b>	<b>49.325</b>	<b>49.400</b>	<b>197.250</b>
2. LSU	49.150	49.325	49.200	49.300	196.975
3. Alabama	49.300	49.450	48.875	49.075	196.700
4. Florida	48.825	49.125	49.050	49.150	196.150
5. Arkansas	48.225	48.900	49.125	49.075	195.325
6. Auburn	48.400	48.550	49.125	49.050	195.125
7. Kentucky	48.575	48.675	48.425	48.125	193.800

### 2006 1st • Birmingham, Ala.

Team	Vault	Bars	Beam	Floor	Total
<b>1. Georgia</b>	<b>49.150</b>	<b>49.325</b>	<b>49.200</b>	<b>49.600</b>	<b>197.275</b>
2. Alabama	48.975	49.325	49.175	49.500	196.975
3. Florida	48.725	49.250	49.025	49.275	196.275
4. LSU	48.900	49.025	48.875	49.100	195.900
5. Auburn	48.600	48.600	48.725	49.050	194.975
6. Arkansas	48.750	47.925	48.900	49.075	194.650
7. Kentucky	47.650	47.525	48.000	47.975	191.150

### 2007 2nd • North Little Rock, Ark.

Team	Vault	Bars	Beam	Floor	Total
1. Florida	49.300	49.275	49.300	49.450	197.325
<b>2. Georgia</b>	<b>49.475</b>	<b>49.300</b>	<b>49.375</b>	<b>49.025</b>	<b>197.175</b>
3. Alabama	49.250	49.150	49.325	49.275	197.000
4. LSU	49.450	48.925	48.575	49.300	196.250
5. Arkansas	49.000	48.825	47.850	48.875	194.550
6. Auburn	48.900	48.675	48.175	48.725	194.475
7. Kentucky	48.050	48.450	48.525	48.975	194.000

## SEC CHAMPIONSHIP HISTORY

### 2008 1st • Duluth, Ga.

Team	Vault	Bars	Beam	Floor	Total
<b>1. Georgia</b>	<b>49.225</b>	<b>49.500</b>	<b>49.300</b>	<b>49.325</b>	<b>197.350</b>
T2. Florida	49.375	49.400	49.175	49.375	197.325
T2. Alabama	49.450	49.125	49.350	49.400	197.325
4. LSU	49.350	48.975	48.900	49.275	196.500
5. Auburn	49.025	49.050	49.000	49.025	196.100
6. Arkansas	48.625	47.950	49.025	49.050	194.650
7. Kentucky	48.525	48.500	48.850	48.150	194.025

### 2009 2nd • Nashville, Tenn.

Team	Vault	Bars	Beam	Floor	Total
1. Alabama	49.450	49.350	49.025	49.475	197.300
<b>2. Georgia</b>	<b>49.325</b>	<b>49.500</b>	<b>48.600</b>	<b>49.500</b>	<b>196.925</b>
3. Florida	49.200	49.375	48.825	49.350	196.750
4. Arkansas	49.200	49.075	48.275	49.100	195.650
5. LSU	49.325	49.150	48.900	49.175	196.550
6. Auburn	49.125	49.250	48.850	49.125	196.350
7. Kentucky	49.225	48.650	48.300	48.825	195.000

### 2010 3rd • Jacksonville, Fla.

Team	Vault	Bars	Beam	Floor	Total
1. Florida	49.125	49.125	49.400	49.400	197.050
2. Alabama	49.300	48.950	49.250	49.375	196.875
<b>3. Georgia</b>	<b>49.275</b>	<b>49.025</b>	<b>49.225</b>	<b>49.300</b>	<b>196.825</b>
4. LSU	49.300	48.850	49.150	48.450	195.750
5. Auburn	49.025	48.600	49.050	48.900	195.575
6. Arkansas	49.000	48.400	49.050	48.825	195.275
7. Kentucky	49.050	48.325	48.625	48.800	194.800

### 2011 3rd • Birmingham, Ala.

Team	Vault	Bars	Beam	Floor	Total
1. Alabama	49.500	49.150	49.225	49.350	197.225
2. Florida	49.400	49.250	48.950	49.375	196.975
<b>3. Georgia</b>	<b>49.250</b>	<b>49.250</b>	<b>49.225</b>	<b>48.900</b>	<b>196.625</b>
4. Arkansas	49.325	48.675	48.825	48.975	195.800
5. LSU	49.350	49.150	47.925	49.050	195.475
6. Auburn	48.700	48.825	48.750	49.050	195.325
7. Kentucky	48.725	48.000	48.550	48.675	193.950

### 2012 3rd • Duluth, Ga.

Team	Vault	Bars	Beam	Floor	Total
1. Florida	49.525	49.375	49.050	49.200	197.150
2. Alabama	49.325	49.275	48.825	49.350	196.775
<b>3. Georgia</b>	<b>49.175</b>	<b>49.200</b>	<b>49.050</b>	<b>49.150</b>	<b>196.575</b>
4. LSU	49.375	48.900	49.000	49.150	196.425
5. Kentucky	49.000	48.575	48.725	48.050	194.350
6. Arkansas	49.050	48.850	48.700	47.575	194.175
7. Auburn	48.900	48.825	48.675	47.700	194.100

### 2013 4th • North Little Rock, Ark.

Team	Vault	Bars	Beam	Floor	Total
1. Florida (II)	49.375	49.500	49.500	49.625	198.000
2. Alabama (II)	49.550	49.300	49.400	49.550	197.800
3. LSU (II)	49.525	49.175	49.375	49.625	197.700
<b>4. Georgia (II)</b>	<b>49.225</b>	<b>49.550</b>	<b>49.500</b>	<b>49.050</b>	<b>197.325</b>
5. Auburn (I)	49.100	48.875	49.275	49.300	196.550
6. Arkansas (I)	49.150	48.850	49.100	49.300	196.400
7. Missouri (I)	48.450	48.850	49.250	48.975	195.525
8. Kentucky (I)	48.825	48.150	48.500	49.125	194.600

### 2014 4th • Birmingham, Ala.

Team	Vault	Bars	Beam	Floor	Total
1. Alabama (II)	49.525	49.650	49.275	49.425	197.875
2. Florida (III)	49.375	49.625	49.350	49.350	197.700
3. LSU (II)	49.525	49.350	49.100	49.350	197.325
<b>4. Georgia (II)</b>	<b>49.450</b>	<b>49.700</b>	<b>49.050</b>	<b>48.950</b>	<b>197.150</b>
5. Auburn (I)	48.975	48.975	48.850	48.750	195.550
6. Kentucky (I)	49.175	49.050	48.825	48.025	195.075
7. Arkansas (I)	48.925	48.125	49.000	48.850	194.900
8. Missouri (I)	48.850	49.000	48.625	48.175	194.650

### 2015 5th • Duluth, Ga.

Team	Vault	Bars	Beam	Floor	Total
1. Alabama (II)	49.500	49.275	49.275	49.475	197.525
2. LSU (II)	49.550	49.375	48.975	49.550	197.450
3. Florida (III)	49.625	49.575	48.625	49.575	197.400
4. Auburn (II)	49.300	49.150	49.400	49.075	196.925
<b>5. Georgia (I)</b>	<b>49.125</b>	<b>49.375</b>	<b>48.150</b>	<b>49.350</b>	<b>196.000</b>
6. Arkansas (I)	49.250	48.825	48.675	49.200	195.950
7. Missouri (I)	48.850	49.000	48.275	49.075	195.700
8. Kentucky (I)	48.875	48.575	48.275	49.300	195.025

### 2016 5th • North Little Rock, Ark.

Team	Vault	Bars	Beam	Floor	Total
1. Florida (II)	49.425	49.500	49.425	49.425	197.775
2. Alabama (II)	49.425	49.550	49.275	49.500	197.750
3. LSU (II)	49.375	49.200	49.375	49.550	197.500
4. Auburn (II)	49.050	49.325	49.250	49.350	196.975
<b>5. Georgia (I)</b>	<b>49.300</b>	<b>49.200</b>	<b>49.025</b>	<b>49.200</b>	<b>196.850</b>
6. Arkansas (I)	49.125	49.100	49.075	49.200	196.500
7. Kentucky (I)	49.050	48.925	49.125	49.150	196.250
8. Missouri (I)	49.150	48.950	48.900	48.750	195.750

### 2017 4th • Jacksonville, Fla.

Team	Vault	Bars	Beam	Floor	Total
1. LSU (II)	49.575	49.450	49.500	49.550	198.075
2. Florida (III)	49.525	49.375	49.450	49.475	197.825
3. Alabama (II)	49.400	49.350	49.400	49.250	197.400
<b>4. Georgia (II)</b>	<b>49.125</b>	<b>49.250</b>	<b>49.275</b>	<b>49.050</b>	<b>196.700</b>
5. Kentucky (I)	49.100	49.200	49.325	49.000	196.625
6. Auburn (I)	49.150	49.225	49.050	49.125	196.550
7. Missouri (I)	49.075	48.750	49.100	48.900	195.825
8. Arkansas (I)	48.925	48.825	48.525	48.625	194.900

### 2018 6th • St. Louis, Mo.

Team	Vault	Bars	Beam	Floor	Total
1. LSU (II)	49.400	49.400	49.300	49.300	197.400
2. Alabama (II)	49.300	48.950	49.450	49.275	196.975
3. Florida (III)	49.475	49.400	49.550	48.400	196.825
4. Kentucky (II)	49.300	49.100	48.875	49.275	196.550
5. Arkansas (I)	48.975	49.150	49.225	49.075	196.425
<b>6. Georgia (I)</b>	<b>49.150</b>	<b>49.125</b>	<b>49.025</b>	<b>49.050</b>	<b>196.350</b>
7. Missouri (I)	48.975	49.025	49.175	48.925	196.100
8. Auburn (I)	49.125	48.900	48.825	48.800	195.650

## SEC CHAMPIONSHIP HISTORY

### 2019 4th • New Orleans, La.

Team	Vault	Bars	Beam	Floor	Total
1. LSU (II)	49.375	49.475	49.450	49.600	197.900
2. Florida (II)	49.275	49.425	49.625	49.625	197.750
3. Alabama (I)	49.225	49.200	49.450	49.475	197.350
<b>4. Georgia (II)</b>	<b>49.175</b>	<b>49.475</b>	<b>49.050</b>	<b>49.300</b>	<b>197.000</b>
5. Arkansas (I)	48.950	49.100	49.150	49.275	196.475
6. Auburn (I)	49.125	49.050	48.950	49.250	196.375
7. Kentucky (II)	49.125	49.200	49.275	48.625	196.225
8. Missouri (I)	48.675	48.850	49.125	49.250	195.900

### 2020 SEC Championship canceled due to COVID-19

### 2021 Huntsville, Ala.

GymDogs did not compete at the SEC Championship due positive COVID-19 tests and contact tracing within the program.

### 2022 8th • Birmingham, Ala.

Team	Vault	Bars	Beam	Floor	Total
1. Florida (II)	49.475	49.475	49.700	49.550	198.200
2. Alabama (II)	49.350	49.675	49.375	49.425	197.825
3. Auburn (II)	49.225	49.675	48.900	49.435	197.225
4. Missouri (I)	49.150	49.150	49.250	49.325	196.875
5. LSU (II)	49.275	48.575	49.550	49.325	196.725
6. Arkansas (I)	49.250	49.150	48.825	49.225	196.450
7. Kentucky (I)	49.050	49.050	48.425	49.250	196.350
<b>8. Georgia (I)</b>	<b>49.025</b>	<b>49.100</b>	<b>48.425</b>	<b>49.250</b>	<b>195.800</b>

### 2023 8th • Duluth, Ga.

Team	Vault	Bars	Beam	Floor	Total
1. Florida (II)	49.375	49.700	49.675	49.675	198.425
2. Alabama (II)	49.525	49.475	49.375	49.550	197.925
3. LSU (II)	49.500	49.325	49.350	49.625	197.800
4. Kentucky (II)	49.325	49.600	49.350	49.400	197.675
5. Auburn (I)	49.300	49.350	49.225	49.335	197.100
6. Missouri (I)	48.900	49.400	49.375	49.325	197.000
7. Arkansas (I)	49.425	49.175	49.050	49.175	196.825
<b>8. Georgia (I)</b>	<b>49.100</b>	<b>49.250</b>	<b>49.225</b>	<b>49.025</b>	<b>196.600</b>

### 2024 8th • New Orleans, La.

Team	Vault	Bars	Beam	Floor	Total
1. LSU (II)	49.475	49.450	49.475	49.675	198.075
2. Kentucky (II)	49.175	49.425	49.500	49.500	197.600
3. Alabama (II)	49.300	49.425	49.550	49.475	197.475
4. Florida (II)	49.275	49.450	49.400	49.175	197.300
5. Missouri (I)	49.250	49.325	49.300	49.400	197.275
6. Arkansas (I)	49.050	49.250	49.450	49.300	197.050
7. Auburn (I)	49.075	49.400	49.150	49.150	196.775
<b>8. Georgia (I)</b>	<b>48.400</b>	<b>49.450</b>	<b>49.350</b>	<b>48.875</b>	<b>196.075</b>

### 2025 t-7th • Birmingham, Ala.

Team	Vault	Bars	Beam	Floor	Total
1. LSU (II)	49.525	49.600	49.450	49.625	198.200
2. Oklahoma (II)	49.425	49.550	49.475	49.475	197.925
3. Florida (II)	49.500	49.850	49.100	49.375	197.825
4. Missouri (II)	49.100	49.575	49.125	49.600	197.400
5. Alabama (I)	49.300	49.275	49.275	49.250	197.100
6. Kentucky (I)	49.125	49.125	49.100	49.425	196.775
<b>t7. Georgia (I)</b>	<b>49.000</b>	<b>49.200</b>	<b>48.825</b>	<b>49.125</b>	<b>195.950</b>
t7. Auburn (I)	48.925	48.675	49.000	49.350	195.950

\*Beginning in 2013, the SEC Championship consisted of two sessions - the top four teams based on RQS competed in the evening session, while the bottom four teams competed in the afternoon session; session is indicated in ( )

## YEAR-BY-YEAR RESULTS

### MELINDA AIRHART

1973-76 | 18-11

#### 1973

4-2 • Head Coach: Melinda Airhart

Date	Meet	W/L	UGA	Opponent
1/12	Florida	W	72.23	54.42
1/19	at Georgia College	W	76.65	72.74
2/3	at Athens College	L	59.40	71.50
	Memphis State	W		52.90
	Peabody College	W		34.00
	Georgia College	L	74.55	75.11
	GAIAW	2nd	74.55	

GAIAW Meet: Athens, Ga.

#### 1974

3-2 • Head Coach: Melinda Airhart

Date	Meet	W/L	UGA	Opponent
1/18	Georgia College	W	n/a	n/a
1/26	at Florida	L	69.75	86.80
2/8	Furman	W	72.70	47.80
2/23	Athens College	L	70.75	80.90
	South Carolina	W		55.70
3/1	GAIAW	1st	74.50	

GAIAW Meet: Milledgeville, Ga.

#### 1975

6-5 • Head Coach: Melinda Airhart

Date	Meet	W/L	UGA	Opponent
1/18	at Georgia College	L	79.25	86.40
	Alabama	W		62.30
1/31	Florida	L	78.15	88.19
	Furman	W		51.21
2/7	at Furman	W	77.35	61.50
	Queens College	W		n/a
2/8	at South Carolina	W	71.80	71.20
	North Carolina	W		n/a
2/15	Auburn	L	77.00	85.00
	at Athens College	L		82.00
	Louisville	L		79.00
3/1	GAIAW	2nd	79.75	84.15
3/7	Region Championship	5th	83.40	

Region Championship: Summitt, Miss.

#### 1976

5-2 • Head Coach: Melinda Airhart

Date	Meet	W/L	UGA	Opponent
1/23	SOUTH CAROLINA	W	83.12	73.91
	ALABAMA	W		67.24
1/31	at Florida	L	82.21	95.22
	East Tennessee	W		79.06
2/14	AUBURN	W	87.16	80.56
	Tennessee	W		62.89
2/21	LSU	L	84.00	91.90
	GAIAW	2nd	79.75	

GAIAW Meet: Milledgeville, Ga.

### ELIZABETH LONG

1977-79 | 31-6

#### 1977

6-3 • Head Coach: Elizabeth Long

Date	Meet	W/L	UGA	Opponent
1/8	at Alabama	W	118.560	109.200
1/15	Tennessee	W	116.950	90.450
1/22	Appalachian State	W	112.900	103.950
	at South Carolina	W		94.250
1/29	Florida	L	118.700	112.250
	Western Carolina	W		100.500
2/5	at Auburn	L	110.050	114.850
2/19	East Tennessee	W	114.500	93.000
2/26	at North Carolina	L	110.740	n/a
3/5	GAIAW	2nd	118.950	
3/12	AIAW Region III	5th	109.000	

GAIAW: Milledgeville, Ga.

#### 1978

14-2 • Head Coach: Elizabeth Long

Date	Meet	W/L	UGA	Opponent
12/3	Illinois-Chicago	W	127.600	123.500
1/13	at Jacksonville St.	L	136.400	136.950
	Florida	W		125.700
1/21	Auburn	W	132.450	120.000
	South Carolina	W		116.450
1/28	Alabama	W	134.750	113.000
	Appalachian St.	W		117.900
2/4	LSU	L	128.750	132.050
	at Florida	W		n/a
2/10	North Carolina	W	132.250	122.200
2/11	LSU	W	136.200	135.400
2/17	at Jefferson State	W	135.600	121.500
2/24	East Carolina	W	133.300	109.300
	Duke	W		83.400
	at Western Carolina	W		81.200
3/1	GAIAW	1st	134.800	
3/3	Clemson	W	96.300	n/a
3/11	Region Championship	1st	134.800	
3/31	AIAW Nationals	14th	133.300	

#### 1979

11-1 • Head Coach: Elizabeth Long

Date	Meet	W/L	UGA	Opponent
12/1	at Appalachian St.	W	123.500	117.850
1/13	Eastern Kentucky	L	129.050	132.050
	at Louisville	W		126.350
	Indiana State	W		125.000
1/20	Florida	W	129.550	112.350
	Western Carolina	W		97.650
1/27	at Alabama	W	134.450	121.100
2/2	Jacksonville St.	W	130.800	128.200
2/9	Memphis State	W	131.500	118.300
2/16	at Auburn	W	132.000	124.700
	Texas A&M	W		115.650
2/24	Jefferson St.	W	129.950	108.800
3/16	Region Championship	1st	135.100	
3/29	AIAW Nationals	13th	131.600	

Region Championships: Jacksonville, Ala.

AIAW Nationals: University Park, Pa.

### TERRI RITCHIE

1980 | 8-4

#### 1980

8-4 • Head Coach: Terri Ritchie

Date	Meet	W/L	UGA	Opponent
1/3	East Carolina	W	129.800	114.150
1/12	at LSU	L	132.000	140.400
1/19	Colorado	W	131.000	128.300
	Jefferson St.	W		111.000
1/26	at Jacksonville St.	L	136.050	138.550
2/8	Louisville	L	131.200	135.050
	Alabama	W		128.200
2/16	at Florida	L	138.300	143.850
2/23	at Memphis	W	134.000	126.800
2/29	Eastern Kentucky	W	134.750	124.950
3/8	Auburn	W	136.300	126.800
	South Carolina	W		120.550
3/12	AIAW Region	2nd	138.450	

AIAW Region Championships: Tuscaloosa, Ala.



**RICK WALTON**

1981-83 | 45-31

#### 1981

13-7 • Head Coach: Rick Walton

Date	Meet	W/L	UGA	Opponent
1/10	at Auburn	W	121.700	117.500
1/16	Jacksonville St.	W	130.000	125.450
1/23	at Eastern Kentucky	L	134.400	137.100
1/24	at Louisville	L	132.500	138.300
	Texas	W		128.050
1/30	Air Force	W	132.500	125.050
2/6	at N.C. State	W	134.050	124.400
2/13	at Alabama	L	138.750	141.450
	North Carolina	W		135.750
	Georgia College	W		125.650
2/20-21	SEC Championship	3rd	135.050	
	at LSU	L		141.100
	Florida	L		139.900
	Alabama	W		134.150
	Auburn	W		125.450
	Kentucky	W		125.250
2/28	Furman	W	136.900	99.350
3/20	AIAW Region III	3rd	136.200	
	at Florida	L		145.250
	Alabama	L		138.250
	Jacksonville St.	W		135.150
	Auburn	W		129.200

SEC Championship: Baton Rouge, La.

AIAW Region Championships: Gainesville, Fla.

YEAR-BY-YEAR RESULTS

1982

19-10 • Head Coach: Rick Walton

Date	Meet	W/L	UGA	Opponent
12/6	Memphis State	W	138.050	124.600
1/15	at Jacksonville St.	W	139.150	137.900
1/23	Alabama	W	140.250	140.050
	Eastern Kentucky	W		128.750
	Georgia College	W		125.000
2/7	Auburn	W	139.800	131.500
2/13	at Florida	L	135.700	145.650
2/19-20	SEC Championship	4th	142.050	
	Florida	L		145.600
	at Alabama	L		144.550
	LSU	L		144.150
	Kentucky	W		135.000
	Auburn	W		134.950
2/28	at LSU	L	140.100	144.500
3/5	NC State	W	143.700	131.450
3/19-20	AIAW Region III	3rd	143.700	
	Florida	L		144.850
	Alabama	L		143.900
	Auburn	W		139.400
	Jacksonville St.	W		136.750
4/2-3	AIAW Nationals	4th	141.300	
	Florida	L		143.900
	Alabama	L		142.850
	West Virginia	L		141.400
	Ohio State	W		141.050
	BYU	W		140.950
	Minnesota	W		140.650
	Oklahoma State	W		138.800
	Utah State	W		137.450
	Oral Roberts	W		136.950
	Washington State	W		134.400
	Southern Illinois	W		134.250

SEC Championship: Tuscaloosa, Ala.  
 AIAW Region Championships: Athens, Ga.  
 AIAW National Championships: Memphis, Tenn.

1983

13-14 • Head Coach: Rick Walton

Date	Meet	W/L	UGA	Opponent
12/3	LSU	L	174.000	177.200
1/22	Jacksonville St.	W	176.600	163.100
	Georgia College	W		152.700
1/29	at Pittsburgh	W	172.250	167.100
2/4-5	at Alabama	L	178.250	181.750
	Ohio State	W		175.200
	Nebraska	W		174.350
	Maryland	W		169.550
2/12	Florida	L	177.900	181.000
2/18-19	SEC Championship	4th	175.100	
	at Florida	L		181.950
	Alabama	L		181.750
	LSU	L		176.700
	Kentucky	W		170.500
2/25-26	Arizona State	L	175.000	185.050
	Utah	L		183.400
	at Oregon State	L		180.550
	Southern Cal	L		176.200
	Nebraska	W		169.000
	Michigan	W		167.330
3/10	at Alabama	L	178.650	185.400
	Missouri	W		177.050
3/12	at Memphis State	W	176.650	165.650
3/25	NCAA Regional	4th	179.250	
	Alabama	L		184.750
	at Florida	L		184.650
	LSU	L		182.650
	Oklahoma	W		178.800
	Oklahoma State	W		174.950

SEC Championship: Gainesville, Fla.  
 NCAA Regional: Gainesville, Fla.



1984

25-13 • Head Coach: Suzanne Yoculan

Date	Meet	W/L	UGA	Opponent
12/4	Alabama	L	178.300	178.700
12/10	at Jacksonville St.	W	180.000	177.850
1/8	Wisconsin-Stout	W	175.200	113.850
1/13	Minnesota	W	178.450	173.250
1/19	at Ohio State	L	175.950	179.300
1/21	at Missouri	W	176.950	176.800
	Winona State	W	176.950	170.850
1/29	Southern Illinois	W	180.150	167.550
	NC State	W		172.100
	Georgia College	W		154.750
2/3-4	at Alabama	W	181.700	181.450
	Ohio State	W		177.900
	Oklahoma	W		177.450
	Nebraska	W		174.750
	Maryland	W		174.100
2/11	at Florida	L	145.250	188.700
2/17-18	SEC Championship	2nd	177.050	
	at Florida	L		184.150
	Alabama	W		175.900
	LSU	W		173.200
	Kentucky	W		165.350
	Auburn	W		161.550
2/23	Pittsburgh	W	181.250	177.400
	Kentucky	W		169.550
3/9	Auburn	W	184.850	162.000
3/23-24	NCAA Regional	2nd	181.850	
	at Florida	L		187.950
	West Virginia	W		174.350
	NC State	W		174.200
	North Carolina	W		173.600
	Maryland	W		172.000
4/4-7	NCAA Championships	9th	177.600	
	Utah	L		186.050
	at UCLA	L		185.550
	Cal St. Fullerton	L		183.900
	Arizona State	L		183.650
	Florida	L		182.200
	Alabama	L		180.800
	Penn State	L		179.450
	Washington	L		178.550
	Arizona	W		176.900

SEC Championship: Gainesville, Fla.  
 NCAA Regional: Gainesville, Fla.  
 NCAA Championships: Los Angeles, Calif.

## YEAR-BY-YEAR RESULTS

### 1985

31-17 • Head Coach: Suzanne Yoculan

Date	Meet	W/L	UGA	Opponent
12/8	at Alabama	L	180.800	182.500
1/5	at NC State	W	174.900	141.850
1/13	Ohio State	W	183.550	178.100
1/15	Missouri	W	185.900	174.500
1/18	Oklahoma	W	178.150	174.800
	at Nebraska	W		172.900
2/1	at Alabama	L	185.000	186.250
	Ohio State	W		181.800
	Oklahoma	W		180.600
	Maryland	W		174.300
2/3	Jacksonville St.	W	178.400	171.650
2/8	Alabama	W	182.750	181.950
2/15	at Arizona	L	180.850	183.500
	Oklahoma	L		183.350
	Ohio State	W		179.750
	Maryland	W		178.650
	BYU	W		176.650
	Southern Cal	W		171.150
2/17	at Arizona State	L	180.100	186.400
	Oklahoma	L		183.600
	Ohio State	L		182.000
2/22	SEC Championship	3rd	181.800	
	Florida	L		185.650
	at Alabama	L		183.850
	LSU	W		180.500
	Kentucky	W		173.450
	Auburn	W		158.900
3/1	North Carolina	W	185.400	178.050
	Radford	W		170.650
	Georgia College	W		164.250
	NC State	W		131.550
3/4	Penn State	W	185.800	179.600
3/9	Radford	W	177.350	173.850
	at Auburn	W		169.350
3/22	at Florida	L	181.550	188.350
3/30	NCAA Regional	2nd	182.600	
	Florida	L		186.950
	Kentucky	W		167.500
	West Virginia	W		176.800
	North Carolina	W		176.150
	Maryland	W		170.300
4/14	NCAA Championships	7th	180.000	
	at Utah	L		188.350
	Arizona State	L		186.600
	Florida	L		184.300
	Alabama	L		184.050
	Cal St. Fullerton	L		183.500
	Oregon State	L		183.150
	Ohio State	W		179.750
	Penn State	W		179.000
	Oklahoma	W		177.400

SEC Championship: Tuscaloosa, Ala.

NCAA Regional: Athens, Ga.

NCAA Championships: Salt Lake City, Utah

### 1986

31-8 • Head Coach: Suzanne Yoculan

#### SEC CHAMPIONS

Date	Meet	W/L	UGA	Opponent
1/10	Illinois State	W	185.550	167.300
1/17	Alabama	W	185.450	183.700
1/26	Florida	W	186.250	183.550
2/3	Nebraska	W	185.250	179.700
	Minnesota	W		179.300
2/7	at Alabama	L	183.050	185.400
	Illinois State	W		173.700
	Maryland	W		172.900
2/9	LSU	W	187.650	184.600
2/22	SEC Championship	1st	185.150	
	at Florida	W		184.100
	Alabama	W		183.750
	LSU	W		176.600
	Kentucky	W		175.950
	Auburn	W		171.400
2/28	California	W	180.600	179.800
	at Stanford	W		178.050
	Michigan	W		167.950
3/2	at Cal St. Fullerton	L	182.250	186.800
	Penn State	L		182.400
3/7	Maryland	W	186.950	177.600
	Auburn	W		174.800
	N.C. State	W		173.600
	Radford	W		170.050
3/15	at Penn State	L	186.050	187.400
3/22	at Florida	L	185.450	188.100
4/5	NCAA Regional	1st	186.800	
	Florida	W		185.400
	North Carolina	W		180.650
	Kentucky	W		180.400
	Maryland	W		179.500
	at West Virginia	W		178.400
4/18	NCAA Championships	4th	185.450	
	Utah	L		186.950
	Arizona State	L		186.700
	Alabama	L		186.350
	Cal St. Fullerton	W		185.000
	Penn State	W		182.700
	UCLA	W		181.700
	at Florida	W		181.300
	LSU	W		180.550
	Ohio State	W		177.800

SEC Championship: Gainesville, Fla.

NCAA Regional: Morgantown, W.V.

NCAA Championships: Gainesville, Fla.



### 1987

38-3 • Head Coach: Suzanne Yoculan

#### SEC CHAMPIONS NATIONAL CHAMPIONS

Date	Meet	W/L	UGA	Opponent
1/16	at Ohio State	L	183.800	184.150
1/23	Radford	W	187.200	165.900
1/30	Alabama	W	186.050	184.550
2/6	at LSU	L	186.350	187.100
2/12	Oklahoma	W	185.000	182.550
2/14	at Alabama	W	188.200	186.850
	Oklahoma	W		183.450
	Minnesota	W		180.450
2/22	at Auburn	W	189.600	182.850
	Kentucky	W		180.900
	James Madison	W		169.700
2/27	Florida	W	185.800	184.400
	California	W		170.800
	Georgia College	W		165.600
3/8	Penn State	W	191.550	183.750
	Maryland	W		181.600
	Auburn	W		180.250
	North Carolina	W		179.000
3/15	at Alabama	W	189.350	189.050
3/28	SEC Championship	1st	189.400	
	Florida	W		185.650
	Alabama	W		185.300
	LSU	W		185.450
	Auburn	W		181.400
	Kentucky	W		180.950
4/11	NCAA Regional	2nd	186.700	
	at Florida	L		187.900
	West Virginia	W		182.300
	Maryland	W		181.800
	Kentucky	W		180.050
	William & Mary	W		174.350
	Towson	W		173.150
4/24-25	NCAA Championships	1st	187.900	
	at Utah	W		187.550
	UCLA	W		187.000
	Alabama	W		186.600
	Arizona State	W		184.000
	Florida	W		183.800
	LSU	W		181.500
	Ohio State	W		180.200
	Washington	W		179.850
	Nebraska	W		179.500
	Arizona	W		179.450
	Oregon State	W		174.500

SEC Championship: Athens, Ga.

NCAA Regional: Gainesville, Fla.

NCAA Championships: Salt Lake City, Utah

## YEAR-BY-YEAR RESULTS

### 1988

35-8-1 • Head Coach: Suzanne Yoculan

Date	Meet	W/L	UGA	Opponent
1/17	Ohio State	W	187.050	182.250
	at Kentucky	W		180.400
1/22	Auburn	W	189.050	179.800
1/30	Nebraska	W	186.500	186.100
	at Oklahoma	W		184.700
2/4	LSU	W	184.000	183.500
2/6	at Alabama	T	188.950	188.950
	Utah	W		186.850
	Wisconsin	W		180.150
	Minnesota	W		177.300
2/12	Ohio State	W	188.800	184.750
	Georgia College	W		173.600
2/21	Kentucky	W	188.400	180.650
2/24	at Penn State	W	186.700	185.350
2/27	LSU	L	189.450	190.900
	at Maryland	W		185.850
	NC State	W		178.650
3/6	Alabama	W	189.850	189.350
	Arizona	W		188.200
	NC State	W		176.600
3/12	UCLA	L	189.150	189.550
3/26	SEC Championship	2nd	189.200	
	at Alabama	L		190.150
	Florida	W		188.850
	LSU	W		187.400
	Kentucky	W		183.400
	Auburn	W		183.200
3/30	at Florida	L	187.050	190.150
4/1	NCAA Regional	1st	189.800	
	at Florida	W		189.100
	Towson	W		184.000
	Kentucky	W		183.450
	Maryland	W		181.400
	West Virginia	W		181.000
	North Carolina	W		178.000
4/14	NCAA Championships	5th	186.800	
	Alabama	L		190.050
	at Utah	L		189.500
	UCLA	L		188.800
	LSU	L		187.900
	Florida	W		186.650
	Oregon State	W		186.500
	Arizona State	W		185.100
	Arizona	W		184.000
	Nebraska	W		183.550
	Penn State	W		179.700
	Michigan State	W		178.800

SEC Championship: Tuscaloosa, Ala.

NCAA Regional: Gainesville, Fla.

NCAA Championships: Salt Lake City, Utah



2 1989 NCAA WOMEN'S NATIONAL CHAMPIONS

### 1989

35-6 • Head Coach: Suzanne Yoculan  
NATIONAL CHAMPIONS

Date	Meet	W/L	UGA	Opponent
1/20	at Ohio State	W	187.500	184.900
	Michigan State	W		179.950
	Bowling Green	W		175.950
1/28	Arizona State	W	188.650	185.900
2/3	at LSU	W	189.200	188.900
	Houston Baptist	W		181.250
2/10	at Auburn	W	186.300	183.650
2/13	Cal St. Fullerton	L	189.050	189.600
	BYU	W		184.900
	Georgia College	W		177.200
2/18	at UCLA	L	187.500	190.950
	Cal St. Fullerton	L		188.200
	Arizona State	L		188.150
	Stanford	W		183.650
2/20	Utah State	W	190.500	187.400
3/5	Alabama	W	191.000	187.850
	Nebraska	W		187.600
	Penn State	W		181.550
3/18	SEC Championship	3rd	190.400	
	at Florida	L		191.500
	Alabama	L		191.050
	LSU	W		187.900
	Auburn	W		185.050
	Kentucky	W		182.650
3/25	Florida	W	191.950	189.750
4/1	NCAA Regional	1st	193.200	
	Florida	W		191.050
	Maryland	W		186.150
	Towson	W		185.050
	at Kentucky	W		182.800
	NC State	W		182.300
	West Virginia	W		181.550
4/14	NCAA Championships	1st	192.650	
	UCLA	W		192.600
	Alabama	W		192.100
	Nebraska	W		190.800
	Utah	W		190.200
	Cal St. Fullerton	W		189.450
	Arizona State	W		187.900
	Oregon State	W		187.900
	Oklahoma	W		187.050
	Florida	W		187.000
	Arizona	W		186.500
	Ohio State	W		186.400

SEC Championship: Gainesville, Fla.

NCAA Regional: Lexington, Ky.

NCAA Championships: Athens, Ga.

### 1990

38-6 • Head Coach: Suzanne Yoculan

Date	Meet	W/L	UGA	Opponent
1/13	Ohio State	W	188.050	181.150
	at West Virginia	W		179.250
	Wisconsin	W		178.800
	IUP	W		175.500
1/20	Auburn	W	189.850	182.100
1/26	at Arizona	W	188.250	187.400
	Cal St. Fullerton	W		186.750
	Oregon State	W		186.300
1/29	at BYU	W	187.000	186.800
2/4	Ohio State	W	189.050	182.200
2/10	at Alabama	L	190.850	191.750
	Florida	W		185.650
2/16	at Florida	L	188.650	188.700
2/18	LSU	W	191.150	189.600
3/3	Utah State	W	191.750	186.900
	Kentucky	W		185.400
	BYU	W		185.200
	West Virginia	W		184.050
	North Carolina	W		177.500
3/10	UCLA	W	192.550	191.350
3/17	at Penn State	W	190.550	188.700
	Kent State	W	190.550	178.950
3/24	SEC Championship	3rd	191.850	
	Alabama	L		193.550
	LSU	L		192.050
	Auburn	W		188.150
	Florida	W		188.000
	Kentucky	W		186.300
4/7	NCAA Regional	1st	193.350	
	at Florida	W		190.425
	Kentucky	W		188.825
	Towson	W		188.775
	West Virginia	W		186.850
	William & Mary	W		184.450
	NC State	W		183.275
4/20	NCAA Championships	3rd	193.225	
	Utah	L		194.900
	Alabama	L		194.575
	UCLA	W		193.100
	Nebraska	W		192.225
	LSU	W		192.100
	at Oregon State	W		189.950
	Cal St. Fullerton	W		189.700
	Towson	W		187.975
	Florida	W		187.175
	Arizona	W		187.175
	Ohio State	W		183.650

SEC Championship: Athens, Ga.

NCAA Regional: Gainesville, Fla.

NCAA Championships: Corvallis, Ore.

## YEAR-BY-YEAR RESULTS

### 1991

35-5 • Head Coach: Suzanne Yoculan  
SEC CHAMPIONS

Date	Meet	W/L	UGA	Opponent
1/13	UCLA	W	192.350	188.600
1/18	at Arizona State	W	190.500	189.000
	Washington	W		182.350
1/25	Utah	L	193.500	193.550
2/2	Alabama	L	191.800	192.750
	LSU	W		190.100
2/15	at LSU	W	192.550	192.100
2/24	Florida	W	194.500	191.400
3/2	Penn State	W	194.450	189.600
	BYU	W		188.500
	Kentucky	W		188.500
	Georgia College	W		178.050
3/9	at Utah	L	193.250	194.650
3/11	at BYU	W	191.750	190.450
3/23	SEC Championship	1st	194.100	
	Alabama	W		194.050
	LSU	W		192.400
	Florida	W		191.300
	Auburn	W		189.250
	at Kentucky	W		186.000
4/6	NCAA Regional	1st	194.275	
	Florida	W		191.175
	West Virginia	W		189.775
	Towson	W		187.300
	North Carolina	W		185.825
	George Washington	W		185.525
	Maryland	W		183.900
4/19	NCAA Championships	3rd	193.375	
	at Alabama	L		195.125
	Utah	L		194.375
	Oregon State	W		192.350
	Penn State	W		190.950
	Florida	W		189.700
	LSU	W		188.600
	BYU	W		187.700
	Arizona State	W		187.650
	Auburn	W		187.650
	Arizona	W		187.475
	Utah State	W		185.950

SEC Championship: Lexington, Ky.  
NCAA Regional: Athens, Ga.  
NCAA Championships: Tuscaloosa, Ala.

### 1992

34-1 • Head Coach: Suzanne Yoculan  
SEC CHAMPIONS

Date	Meet	W/L	UGA	Opponent
1/12	at Penn State	W	192.900	188.400
1/19	LSU	W	193.350	184.650
1/25	at UCLA	W	194.000	189.600
2/1	BYU	W	196.900	188.200
	Illinois	W		183.950
2/14	at Florida	W	194.800	192.700
	Iowa State	W		185.350
2/16	Kentucky	W	194.450	187.600
2/22	at Alabama	W	195.350	194.800
2/29	Michigan	W	196.000	189.300
	West Virginia	W		185.600
3/11	at Auburn	W	195.100	189.850
3/14	Alabama	W	195.700	194.000
3/28	SEC Championship	1st	196.400	
	Alabama	W		194.500
	Auburn	W		191.350
	Florida	W		189.600
	at LSU	W		188.650
	Kentucky	W		185.950
4/11	NCAA Regional	1st	196.550	
	at Florida	W		191.475
	Towson	W		189.075
	George Washington	W		186.875
	Kentucky	W		185.075
	West Virginia	W		184.975
	NC State	W		183.550
4/25	NCAA Championships	2nd	194.600	
	Utah	L		195.650
	Alabama	W		193.350
	Penn State	W		192.775
	Arizona	W		191.950
	Oregon State	W		191.375
	Arizona State	W		191.025
	California	W		190.725
	UCLA	W		189.825
	Stanford	W		189.100
	Florida	W		188.725
	BYU	W		187.775

SEC Championship: Baton Rouge, La.  
NCAA Regional: Gainesville, Fla.  
NCAA Championships: St. Paul, Minn.



### 1993

32-0 • Head Coach: Suzanne Yoculan  
SEC CHAMPIONS  
NATIONAL CHAMPIONS

Date	Meet	W/L	UGA	Opponent
1/10	Auburn	W	195.950	189.600
1/15	at BYU	W	195.200	190.900
1/22	Alabama	W	195.650	193.100
1/29	at LSU	W	194.900	190.800
2/6	at Kentucky	W	195.950	190.600
2/12	Florida	W	196.100	191.050
2/20	BYU	W	194.850	192.550
2/26	at Alabama	W	196.750	195.900
3/6	Penn State	W	197.550	193.150
	WEST VIRGINIA	W		188.250
	UMASS	W		186.550
3/20	SEC Championship	1st	197.050	
	at Alabama	W		196.050
	Auburn	W		193.200
	LSU	W		192.900
	Florida	W		192.100
	Kentucky	W		189.350
4/3	NCAA Regional	1st	197.500	
	Florida	W		194.300
	NC State	W		191.000
	Kentucky	W		190.800
	Towson	W		190.500
	West Virginia	W		190.025
	George Washington	W		189.350
4/15	NCAA Prelims	1st	196.400	
	Alabama	W		195.275
	UCLA	W		194.125
	at Oregon State	W		193.425
	Michigan	W		193.125
	Florida	W		192.950
4/16	NCAA Super Six	1st	198.000	
	Alabama	W		196.825
	Utah	W		195.825
	UCLA	W		194.925
	Auburn	W		194.725
	Arizona	W		194.075

SEC Championship: Tuscaloosa, Ala.  
NCAA Regional: Athens, Ga.  
NCAA Championships: Corvallis, Ore.

## YEAR-BY-YEAR RESULTS

### 1994

28-2 • Head Coach: Suzanne Yoculan  
SEC CHAMPIONS

Date	Meet	W/L	UGA	Opponent
1/16	at #12 Penn State	W	192.125	190.375
1/22	at #5 Florida	W	194.025	193.325
1/28	#8 LSU	W	195.350	191.975
2/5	at #2 Alabama	W	195.275	194.000
2/11	#6 UCLA	W	195.725	194.525
2/19	Kentucky	W	196.700	190.350
2/26	at #14 Auburn	W	196.450	188.275
3/5	#10 BYU	W	196.725	192.775
3/12	Alabama	W	196.650	193.750
3/26	SEC Championship	1st	196.700	
	Alabama	W		195.175
	LSU	W		194.150
	Florida	W		194.125
	at Auburn	W		192.700
	Kentucky	W		189.750
4/9	NCAA Regional	1st	196.775	
	Florida	W		192.500
	NC State	W		191.175
	Kentucky	W		190.825
	Towson	W		190.575
	George Washington	W		189.650
	at West Virginia	W		188.325
4/21	NCAA Prelims	1st	196.300	
	UCLA	W		193.700
	Michigan	W		193.475
	BYU	W		192.325
	Washington	W		190.525
	New Hampshire	W		188.450
4/22	NCAA Super Six	3rd	195.850	
	at Utah	L		196.400
	Alabama	L		196.350
	Michigan	W		195.150
	UCLA	W		194.975
	Florida	W		194.850

SEC Championship: Auburn, Ala.  
NCAA Regional: Morgantown, W.Va.  
NCAA Championships: Salt Lake City, Utah

### 1995

28-8 • Head Coach: Suzanne Yoculan

Date	Meet	W/L	UGA	Opponent
1/16	#13 BYU	W	195.750	190.575
1/20	at #18 Kentucky	W	193.800	192.275
1/28	Auburn	W	196.350	190.075
2/3	at BYU	W	194.175	190.375
	Utah	L		196.025
2/12	#3 Alabama	W	196.200	194.825
2/17	at #4 LSU	W	197.050	196.175
2/24	#5 Michigan	W	197.300	196.450
	#7 Florida	W		192.925
3/4	at #3 Alabama	L	195.225	197.200
3/12	#7 UCLA	W	197.625	196.475
	#15 Nebraska	W		193.250
	California	W		191.825
	#10 Penn State	W		191.550
	UMass	W		190.525
3/25	SEC Championship	3rd	195.875	
	#2 Alabama	L		196.175
	#5 LSU	L		196.125
	at #6 Florida	W		195.650
	Kentucky	W		191.975
	Auburn	W		190.675
4/8	NCAA Regional	1st	197.575	
	#6 Florida	W		195.700
	West Virginia	W		193.325
	Kentucky	W		192.000
	NC State	W		191.600
	at Towson	W		190.125
	George Washington	W		188.025
4/20	NCAA Prelims	1st	196.825	
	#4 Michigan	W		195.700
	#2 Utah	W		195.325
	#5 LSU	W		193.025
	Nebraska	W		191.750
	West Virginia	W		189.650
4/21	NCAA Super Six	5th	196.075	
	#2 Utah	L		196.650
	#3 Alabama	L		196.425
	#4 Michigan	L		196.425
	#7 UCLA	L		196.150
	#9 Oregon State	W		194.850

SEC Championship: Gainesville, Fla.  
NCAA Regional: Towson, Md.  
NCAA Championships: Athens, Ga.

### 1996

30-3-1 • Head Coach: Suzanne Yoculan  
SEC CHAMPIONS

Date	Meet	W/L	UGA	Opponent
1/12	at #9 Florida	W	192.675	192.650
1/20	Sunshine Fest	1st	195.400	
	#6 LSU	W		189.025
	#16 West Virginia	W		188.600
	#17 Kentucky	W		188.525
1/27	LSU	W	195.875	161.925
2/2	#1 Alabama	W	197.425	196.125
2/10	at Auburn	W	197.200	192.600
2/10	vs. Illinois State	W		187.425
2/17	Stanford	W	197.800	192.900
2/23	Kentucky	W	197.525	193.525
3/1	at #2 Alabama	L	196.675	197.550
3/9	at #7 Michigan	W	196.850	196.425
3/16	#13 Michigan St.	W	197.000	194.600
3/29	SEC Championship	1st	197.450	
	#2 Alabama	W		196.950
	#5 Florida	W		195.650
	at Kentucky	W		195.250
	LSU	W		193.150
	Auburn	W		191.150
4/13	NCAA Regional	1st	196.950	
	at #5 Florida	W		195.375
	Kentucky	W		193.925
	Towson	W		192.650
	West Virginia	W		191.875
	NC State	W		191.875
	Maryland	W		189.900
4/25	NCAA Prelims	1st	196.400	
	#9 UCLA	W		195.300
	#3 Michigan	W		193.975
	Nebraska	W		193.950
	Penn State	W		192.700
	#7 BYU	W		192.500
4/26	NCAA Super Six	T-3rd	196.775	
	at #2 Alabama	L		198.025
	#9 UCLA	L		197.475
	#4 Utah	T		196.775
	#6 Oregon State	W		196.525
	#3 Michigan	W		196.375

Sunshine Fest: Nassau, Bahamas  
SEC Championships: Lexington, Ky.  
NCAA Regional: Gainesville, Fla.  
NCAA Championships: Tuscaloosa, Ala.

## YEAR-BY-YEAR RESULTS

### 1997

30-3-1 • Head Coach: Suzanne Yoculan  
SEC CHAMPIONS

Date	Meet	W/L	UGA	Opponent
1/10	at #11 Stanford	W	195.025	191.400
1/12	at #1 UCLA	W	196.950	195.725
1/19	#12 Florida	W	197.150	193.000
1/24	at #8 LSU	T	196.425	196.425
2/1	at #3 Alabama	W	196.525	196.350
2/7	Auburn	W	197.550	190.775
	Southern Utah	W		188.600
2/14	at #18 Kentucky	W	197.675	193.175
	Illinois	W		190.850
2/21	#14 BYU	W	197.800	193.125
	NC State	W		188.600
2/28	#2 Alabama	W	197.875	196.600
3/8	#4 Michigan	W	198.475	196.225
3/22	SEC Championship	1st	198.375	
	#10 Florida	W		196.050
	#5 LSU	W		196.025
	#4 Alabama	W		195.775
	Kentucky	W		195.075
	Auburn	W		192.550
4/13	NCAA Regional	2nd	195.725	
	#10 Florida	L		195.750
	#9 West Virginia	W		193.150
	#19 NC State	W		192.900
	at #23 Kentucky	W		192.875
	#25 Towson	W		192.850
	George Washington	W		189.575
4/17	NCAA Prelims	1st	197.075	
	#6 UCLA	W		196.425
	#8 Nebraska	W		196.025
	#2 Utah	W		196.025
	Penn State	W		194.300
	#5 LSU	W		193.825
4/18	NCAA Super Six	3rd	196.600	
	#6 UCLA	L		197.150
	#7 Arizona State	L		196.850
	#3 Michigan	W		196.500
	at #10 Florida	W		196.425
	#8 Nebraska	W		195.250

SEC Championship: Athens, Ga.  
NCAA Regional: Lexington, Ky.  
NCAA Championships: Gainesville, Fla.




### 1998

35-0 • Head Coach: Suzanne Yoculan  
SEC CHAMPIONS  
NATIONAL CHAMPIONS

Date	Meet	W/L	UGA	Opponent
1/9	#1 UCLA	W	195.675	194.025
1/17	at #5 Alabama	W	196.550	195.650
1/23	at #9 Florida	W	196.175	195.150
1/25	#17 Michigan	W	196.950	194.150
	#25 Arizona	W		193.650
1/31	at N.C. State	W	196.325	192.700
2/6	#15 LSU	W	196.600	194.150
	Denver	W		190.250
2/14	#3 Alabama	W	197.900	196.500
2/21	at Auburn	W	196.825	192.950
	Northern Illinois	W		191.325
	Radford	W		183.275
2/28	at #6 Michigan	W	196.950	196.250
3/7	#16 Kentucky	W	196.800	186.775
3/21	SEC Championship	1st	197.600	
	#5 Florida	W		196.725
	at #8 LSU	W		196.450
	#3 Alabama	W		195.400
	#24 Kentucky	W		193.600
	Auburn	W		192.425
4/4	NCAA Regional	1st	198.575	
	#4 Florida	W		197.075
	#20 NC State	W		195.125
	#6 West Virginia	W		194.800
	#24 Kentucky	W		192.150
	George Washington	W		191.150
	Maryland	W		190.100
4/16	NCAA Prelims	1st	197.825	
	#4 Alabama	W		196.475
	#9 Arizona State	W		195.450
	#2 Michigan	W		195.425
	#20 NC State	W		194.125
	#11 BYU	W		193.400
4/17	NCAA Super Six	1st	197.725	
	#4 Florida	W		196.350
	#4 Alabama	W		196.300
	#3 Utah	W		196.025
	at #13 UCLA	W		195.750
	#9 Arizona State	W		195.450

SEC Championship: Baton Rouge, La.  
NCAA Regional: Athens, Ga.  
NCAA Championships: Los Angeles, Calif.



### 1999

32-0 • Head Coach: Suzanne Yoculan  
SEC CHAMPIONS  
NATIONAL CHAMPIONS

Date	Meet	W/L	UGA	Opponent
1/8	at #8 Washington	W	193.375	190.950
1/10	at #3 UCLA	W	195.800	193.500
1/16	#2 Alabama	W	196.450	195.725
1/22	#8 Florida	W	196.875	192.075
1/29	at #4 LSU	W	196.100	195.825
2/13	at #1 Alabama	W	197.300	196.350
2/19	#5 Michigan	W	197.200	196.375
2/26	Auburn	W	196.450	191.875
2/28	#5 Michigan	W	197.800	195.400
3/5	#22 Kentucky	W	197.075	195.275
3/20	#23 NC State	W	198.375	193.600
	George Washington	W		191.400
3/27	SEC Championship	1st	197.475	
	at #2 Alabama	W		196.775
	#11 Florida	W		195.875
	#5 LSU	W		195.375
	#21 Kentucky	W		194.875
	Auburn	W		194.000
4/10	NCAA Regional	1st	197.375	
	#11 Florida	W		195.225
	at #18 Utah State	W		194.575
	#17 Denver	W		194.200
	#15 Minnesota	W		194.200
	#16 Iowa State	W		194.175
4/22	NCAA Prelims	1st	197.025	
	#4 Michigan	W		196.575
	#8 Nebraska	W		196.225
	at #3 Utah	W		195.475
	#6 Penn State	W		194.775
	#11 Florida	W		194.000
4/23	NCAA Super Six	1st	196.850	
	#4 Michigan	W		196.550
	#2 Alabama	W		195.950
	#7 Arizona State	W		195.900
	#12 UCLA	W		195.850
	#8 Nebraska	W		194.800

SEC Championship: Tuscaloosa, Ala.  
NCAA Regional: Logan, Utah  
NCAA Championships: Salt Lake City, Utah

## YEAR-BY-YEAR RESULTS

### 2000

30-5-1 • Head Coach: Suzanne Yoculan

Date	Meet	W/L	UGA	Opponent
1/8	Super Six Challenge	2nd	195.400	
	#2 Alabama	L	195.750	
	#4 Michigan	W	194.925	
	#6 Nebraska	W	193.325	
	#3 UCLA	W	193.225	
	#9 Florida	W	193.025	
1/14	at #11 Florida	W	194.950	191.975
1/23	#10 LSU	W	196.375	196.225
1/28	#2 Alabama	W	197.175	197.050
2/4	Kentucky	W	196.675	191.225
	#11 Denver	W	194.575	
2/6	at #14 N.C. State	W	196.575	193.450
2/11	at #3 Michigan	W	196.725	195.700
2/19	#3 Michigan	W	197.550	196.800
2/25	at Auburn	W	196.425	192.100
3/4	at #4 Alabama	L	195.850	196.500
3/11	#14 Washington	W	197.525	194.525
3/18	SEC Championship	T-2nd	196.825	
	#4 Alabama	L	197.200	
	#7 LSU	T	196.825	
	at #16 Florida	W	195.775	
	Kentucky	W	194.650	
	Auburn	W	192.500	
4/1	NCAA Regional	1st	196.725	
	#11 BYU	W	194.700	
	#23 Towson	W	194.325	
	#17 Maryland	W	193.775	
	NC State	W	193.475	
	George Washington	W	191.650	
4/13	NCAA Prelims	1st	196.775	
	#4 Utah	W	196.125	
	#6 Alabama	W	196.075	
	#7 LSU	W	194.950	
	#21 Oregon State	W	194.750	
	#11 BYU	W	194.500	
4/14	NCAA Super Six	3rd	196.800	
	#2 UCLA	L	197.300	
	#4 Utah	L	196.875	
	#5 Nebraska	W	196.725	
	#6 Alabama	W	196.500	
	#1 Michigan	W	195.725	

Super Six Challenge: Athens, Ga.  
SEC Championship: Gainesville, Fla.  
NCAA Regional: Athens, Ga.  
NCAA Championships: Boise, Idaho

### 2001

33-3-1 • Head Coach: Suzanne Yoculan  
SEC CHAMPIONS

Date	Meet	W/L	UGA	Opponent
1/6	Super Six Challenge	T-1st	195.350	
	#5 Alabama	T	195.350	
	#7 Stanford	W	195.300	
	#3 Michigan	W	194.475	
	#10 Florida	W	194.425	
	#9 Penn State	W	193.275	
1/13	#10 Florida	W	196.500	195.100
1/19	LSU	W	196.100	193.875
1/26	North Carolina	W	196.500	191.425
2/2	#25 Kentucky	W	195.500	193.675
	George Washington	W	190.800	
2/10	#8 Michigan	W	196.675	196.625
2/16	#2 Alabama	L	197.350	197.500
2/23	Auburn	W	197.700	194.800
3/3	#2 Alabama	W	197.225	197.025
3/10	N.C. State	W	197.800	194.350
3/16	Denver	W	197.325	195.975
3/18	#1 UCLA	L	197.375	197.475
3/23	SEC Championship	1st	198.000	
	#3 Alabama	W	197.425	
	#11 Florida	W	196.375	
	#21 LSU	W	196.300	
	Kentucky	W	195.850	
	Auburn	W	194.500	
4/7	NCAA Regional	1st	197.775	
	at #12 Florida	W	196.650	
	#22 Maryland	W	195.850	
	George Washington	W	194.675	
	Iowa	W	193.775	
	NC State	W	193.500	
4/19	NCAA Prelims	1st	197.100	
	#5 Utah	W	196.575	
	#3 Nebraska	W	196.200	
	#6 Stanford	W	195.400	
	#9 Arizona State	W	194.775	
	#24 Denver	W	193.625	
4/20	NCAA Super Six	2nd	197.400	
	#1 UCLA	L	197.575	
	#7 Michigan	W	197.275	
	#4 Alabama	W	196.550	
	#5 Utah	W	196.025	
	#3 Nebraska	W	196.025	

Super Six Challenge: Tuscaloosa, Ala.  
SEC Championship: Birmingham, Ala.  
NCAA Regional: Gainesville, Fla.  
NCAA Championships: Athens, Ga.

### 2002

33-4-1 • Head Coach: Suzanne Yoculan  
SEC CHAMPIONS

Date	Meet	W/L	UGA	Opponent
1/6	#6 Nebraska	W	196.875	196.350
1/11	Super Six Challenge	1st	196.525	
	#4 Alabama	W	195.725	
	#1 UCLA	W	195.650	
	#7 Florida	W	194.600	
	#11 LSU	W	193.825	
	#12 Penn State	W	193.375	
1/13	#1 UCLA	W	197.900	196.875
1/18	at #6 Alabama	L	195.025	195.675
1/25	at #12 Auburn	W	195.300	193.900
1/27	at Maryland	W	196.475	194.875
	Temple	W	189.950	
2/1	#3 Oklahoma	W	196.850	196.350
2/8	#21 Kentucky	W	197.400	194.450
2/10	at #6 Michigan	L	197.025	197.175
2/15	#3 Alabama	W	197.200	196.950
3/1	at #13 Florida	W	196.300	196.100
	#11 Iowa State	W	194.975	
	#17 Maryland	W	192.675	
3/8	#11 LSU	W	197.450	196.675
3/23	SEC Championship	1st	197.025	
	#2 Alabama	W	196.925	
	#18 Florida	W	196.425	
	#9 LSU	W	196.225	
	#19 Kentucky	W	194.325	
	Auburn	W	194.325	
4/6	NCAA Regional	T-1st	196.125	
	#10 Stanford	T	196.125	
	at #14 Denver	W	196.000	
	#23 Missouri	W	195.000	
	Air Force	W	193.775	
	Utah State	W	193.400	
4/18	NCAA Prelims	2nd	196.650	
	#4 Utah	L	196.775	
	#8 Nebraska	W	196.575	
	#5 Michigan	W	196.175	
	#6 LSU	W	195.850	
	#12 Arizona	W	194.975	
4/19	NCAA Super Six	2nd	197.250	
	at #2 Alabama	L	197.575	
	#1 UCLA	W	197.150	
	#4 Utah	W	196.950	
	#8 Nebraska	W	196.425	
	#10 Stanford	W	196.025	

Super Six Challenge: Gainesville, Fla.  
SEC Championship: Birmingham, Ala.  
NCAA Regional: Denver, Colo.  
NCAA Championships: Tuscaloosa, Ala.

## YEAR-BY-YEAR RESULTS

### 2003

31-6 • Head Coach: Suzanne Yoculan

Date	Meet	W/L	UGA	Opponent
1/4	at #5 Nebraska	L	195.400	196.450
1/11	Super Six Challenge	1st	197.325	
	#5 Nebraska	W		196.700
	#8 Florida	W		196.575
	#3 Alabama	W		196.000
	#19 Penn State	W		194.375
	#12 Oklahoma	W		193.275
1/12	#14 Iowa	W	197.000	193.250
1/18	#9 Alabama	W	197.075	197.050
1/24	#9 Michigan	W	197.200	195.750
1/31	Maryland	W	196.425	191.425
2/8	#16 Auburn	W	197.875	196.475
2/14	at Kentucky	W	196.600	194.050
2/21	at Arkansas	W	197.225	194.225
2/28	#6 Florida	W	197.725	195.825
3/7	at #14 LSU	W	196.475	196.350
3/15	at #3 Alabama	W	197.625	197.250
3/29	SEC Championship	2nd	197.525	
	#5 Alabama	L		197.575
	#8 Florida	W		195.950
	#12 LSU	W		195.650
	#16 Auburn	W		195.025
	Arkansas	W		194.875
	Kentucky	W		194.875
4/12	NCAA Regional	1st	197.125	
	#9 Florida	W		193.950
	North Carolina	W		194.900
	Maryland	W		193.825
	#16 Ohio State	W		193.650
	#24 NC State	W		193.575
4/24	NCAA Prelims	3rd	196.625	
	at #2 Nebraska	L		197.325
	#8 Utah	L		196.850
	#9 Florida	W		196.325
	#6 Stanford	W		196.200
	#17 Auburn	W		193.525
4/25	NCAA Super Six	3rd	197.150	
	#1 UCLA	L		197.825
	#5 Alabama	L		197.275
	at #2 Nebraska	W		197.125
	#10 Michigan	W		196.050
	#8 Utah	W		195.300

Super Six Challenge: Athens, Ga.  
 SEC Championship: Birmingham, Ala.  
 NCAA Regional: Athens, Ga.  
 NCAA Championships: Lincoln, Neb.

### 2004

30-6 • Head Coach: Suzanne Yoculan  
**SEC CHAMPIONS**

Date	Meet	W/L	UGA	Opponent
1/9	Super Six Challenge	3rd	195.550	
	at #3 Alabama	L		196.725
	#7 Florida	L		195.950
	#13 Oklahoma	W		195.275
	#11 Oregon State	W		193.775
	#18 Denver	W		193.600
1/16	at Auburn	W	196.695	194.575
1/19	#10 UCLA	L	197.475	197.850
1/24	#22 Kentucky	W	197.375	193.725
1/30	#11 Arkansas	W	197.300	195.250
2/6	at #6 Florida	W	197.350	196.850
2/8	#10 Oklahoma	W	196.900	196.225
2/13	#13 LSU	W	198.050	197.300
2/20	at #1 Alabama	W	197.825	197.550
2/27	at #13 Michigan	W	197.000	196.300
3/5	#8 Iowa State	W	197.400	196.625
3/20	SEC Championship	1st	198.175	
	#3 Alabama	W		197.950
	#5 LSU	W		197.275
	#8 Florida	W		197.225
	#20 Auburn	W		195.925
	#24 Arkansas	W		194.825
	Kentucky	W		193.850
4/3	NCAA Regional	1st	197.525	
	#19 Michigan	W		196.375
	#9 Iowa State	W		196.150
	at Penn State	W		196.075
	#16 Missouri	W		194.400
	New Hampshire	W		194.125
4/15	NCAA Prelims	3rd	196.775	
	#8 Florida	L		196.850
	#12 Stanford	L		196.850
	#13 Nebraska	W		196.150
	#15 Oklahoma	W		195.750
	#20 Iowa	W		194.775
4/16	NCAA Super Six	2nd	197.200	
	at #1 UCLA	L		198.125
	#3 Alabama	W		197.125
	#2 Stanford	W		197.125
	#8 Florida	W		196.800
	#5 Utah	W		195.775

Super Six Challenge: Tuscaloosa, Ala.  
 SEC Championship: Duluth, Ga.  
 NCAA Regional: University Park, Pa.  
 NCAA Championships: Los Angeles, Calif.



### 2005

33-5 • Head Coach: Suzanne Yoculan  
**SEC CHAMPIONS**  
**NATIONAL CHAMPIONS**

Date	Meet	W/L	UGA	Opponent
1/7	#6 Florida	W	194.850	194.450
	#4 Alabama	W		193.875
	#13 Arizona	W		193.425
	#19 Penn State	W		193.000
	#17 Iowa	W		190.725
1/14	#7 Auburn	W	195.800	193.575
1/21	#17 Kentucky	W	195.850	193.325
1/28	#12 Arkansas	W	195.300	195.150
2/4	#5 Florida	L	195.600	195.725
2/11	#3 LSU	L	195.525	196.375
2/13	at #9 Oklahoma	L	196.300	196.700
2/18	#5 Alabama	L	196.175	197.025
2/25	#4 Utah	W	197.275	197.150
2/27	at #2 UCLA	W	196.500	196.100
	#17 Arizona	W		193.625
3/4	#25 N.C. State	W	196.950	194.950
3/11	#7 Michigan	W	197.000	194.875
3/26	SEC Championship	1st	197.250	
	#2 LSU	W		196.975
	#5 Alabama	W		196.700
	#6 Florida	W		196.150
	#15 Arkansas	W		195.325
	#21 Auburn	W		195.125
	#19 Kentucky	W		193.800
4/9	NCAA Regional	2nd	195.150	
	at #7 Florida	L		196.575
	#17 Denver	W		194.075
	#25 North Carolina	W		194.075
	West Virginia	W		193.675
	NC State	W		193.575
4/21	NCAA Prelims	1st	197.350	
	#2 UCLA	W		197.025
	#4 Alabama	W		197.000
	#7 Florida	W		196.225
	#9 Iowa State	W		195.975
	#13 BYU	W		194.625
4/22	NCAA Super Six	1st	197.825	
	#4 Alabama	W		197.400
	#1 Utah	W		197.275
	#2 UCLA	W		197.150
	#8 Michigan	W		196.575
	#6 Nebraska	W		196.425

Super Six Challenge: Gainesville, Fla.  
 SEC Championship: Duluth, Ga.  
 NCAA Regional: Gainesville, Fla.  
 NCAA Championships: Auburn, Ala.

YEAR-BY-YEAR RESULTS



2006

36-0 • Head Coach: Suzanne Yoculan

SEC CHAMPIONS  
NATIONAL CHAMPIONS

Date	Meet	W/L	UGA	Opponent
1/6	Cancun Classic	1st	195.700	
	#9 Stanford	W		194.950
	#21 Denver	W		193.850
	#10 Oklahoma	W		193.325
	#17 Arizona	W		192.925
1/14	#19 Maryland	W	195.825	188.300
1/20	#24 Arkansas	W	196.125	193.600
1/27	at #5 Florida	W	197.025	196.600
2/4	#14 LSU	W	197.150	196.100
2/10	at #3 Alabama	W	196.625	196.575
2/12	#6 Oklahoma	W	197.475	195.950
2/17	#9 UCLA	W	197.525	195.200
2/24	at #13 Auburn	W	196.550	196.150
3/3	#19 Kentucky	W	196.625	194.450
3/6	at #6 Utah	W	197.100	197.075
3/11	at #9 Michigan	W	197.625	197.100
3/25	SEC Championship	1st	197.275	
	#5 Alabama	W		196.975
	#3 Florida	W		196.275
	#8 LSU	W		195.900
	#14 Auburn	W		194.975
	#19 Arkansas	W		194.650
	#18 Kentucky	W		191.150
4/8	NCAA Regional	1st	197.425	
	Nebraska	W		196.350
	Missouri	W		195.325
	North Carolina	W		194.300
	NC State	W		193.925
	West Virginia	W		193.925
4/20	NCAA Prelims	1st	197.275	
	#3 Florida	W		196.225
	#4 Iowa State	W		196.250
	#18 Arkansas	W		194.375
	#11 Arizona State	W		195.575
	at #16 Oregon State	W		195.150
4/21	NCAA Super Six	1st	197.750	
	#5 Alabama	W		196.725
	#3 Florida	W		196.275
	#4 Iowa State	W		195.125
	#12 Nebraska	W		196.175
	#2 Utah	W		196.800

Cancun Classic: Cancun, Mexico  
SEC Championship: Birmingham, Ala.  
NCAA Regional: Athens, Ga.  
NCAA Championships: Corvallis, Ore.



2007

31-2-1 • Head Coach: Suzanne Yoculan

NATIONAL CHAMPIONS

Date	Meet	W/L	UGA	Opponent
1/6	#8 Stanford	W	197.375	194.600
1/12	at #22 Kentucky	W	195.975	193.575
1/19	at #20 Arkansas	W	196.100	196.075
1/21	at N.C. State	W	197.250	194.625
	Iowa	W		193.750
	#24 Ohio State	W		193.250
1/27	#1 Florida	T	197.250	197.250
2/2	at #13 LSU	W	197.425	196.450
2/10	#3 Alabama	W	198.000	196.050
2/16	#4 Utah	W	196.850	195.475
2/23	#12 Auburn	W	197.325	195.150
3/4	at #6 UCLA	L	197.000	197.150
3/9	#12 Michigan	W	197.875	196.500
3/31	SEC Championship	2nd	197.175	
	#1 Florida	L		197.325
	#3 Alabama	W		197.000
	#4 LSU	W		196.250
	#11 Arkansas	W		194.550
	#17 Auburn	W		194.475
	Kentucky	W		194.000
4/14	NCAA Regionals	1st	197.275	
	at #14 Denver	W		195.825
	#11 Penn State	W		195.775
	#23 BYU	W		193.300
	#25 Minnesota	W		192.900
	Utah State	W		192.525
4/26	NCAA Prelims	1st	197.700	
	#1 Florida	W		197.400
	#6 Nebraska	W		196.625
	#10 Oklahoma	W		196.250
	#3 Alabama	W		196.125
	#8 Oregon State	W		195.100
4/27	NCAA Super Six	1st	197.850	
	at #7 Utah	W		197.250
	#1 Florida	W		197.225
	#8 UCLA	W		196.925
	#4 Stanford	W		196.825
	#6 Nebraska	W		195.975

SEC Championship: North Little Rock, Ark.  
NCAA Regional: Denver, Colo.  
NCAA Championships: Salt Lake City, Utah



2008

31-2 • Head Coach: Suzanne Yoculan

SEC CHAMPIONS  
NATIONAL CHAMPIONS

Date	Meet	W/L	UGA	Opponent
1/11	at #3 Utah	L	196.200	196.300
1/13	at #5 Stanford	W	196.875	196.150
1/18	at #1 Florida	W	196.850	196.825
1/26	#5 LSU	W	197.550	195.925
2/1	#4 Alabama	W	196.625	196.000
2/8	#25 N.C. State	W	196.875	195.175
2/15	at #16 Auburn	W	197.125	195.475
2/23	Kentucky	W	197.625	194.800
3/1	#11 Arkansas	W	197.900	195.950
3/7	at #4 Michigan	L	196.950	197.600
3/15	#10 UCLA	W	197.900	196.925
3/21	Iowa State	W	196.750	194.450
3/29	SEC Championship	1st	197.350	
	#6 Alabama	W		197.325
	#3 Florida	W		197.325
	#5 LSU	W		196.500
	#13 Auburn	W		196.100
	#11 Arkansas	W		194.650
	#20 Kentucky	W		194.025
4/12	NCAA Regionals	1st	197.775	
	#13 Denver	W		195.775
	at #23 Penn State	W		195.700
	#12 Auburn	W		195.150
	BYU	W		194.325
	Iowa State	W		194.200
4/24	NCAA Prelims	1st	197.625	
	#2 Utah	W		196.950
	#6 Stanford	W		196.900
	#9 UCLA	W		196.725
	#5 Michigan	W		196.075
	#13 Denver	W		194.200
4/25	NCAA Super Six	1st	197.450	
	#2 Utah	W		197.125
	#6 Stanford	W		196.750
	#3 Florida	W		196.700
	#7 LSU	W		196.350
	#4 Alabama	W		196.125

SEC Championship: Duluth, Ga.  
NCAA Regional: University Park, Pa.  
NCAA Championships: Athens, Ga.

## YEAR-BY-YEAR RESULTS



### 2009

32-1 • Head Coach: Suzanne Yoculan  
NATIONAL CHAMPIONS

Date	Meet	W/L	UGA	Opponent
1/9	#23 West Virginia	W	195.425	194.075
1/16	at #16 LSU	W	196.850	195.950
1/19	#3 Utah	W	197.150	196.725
1/23	#9 Alabama	W	197.175	196.275
1/30	at NC State	W	195.000	193.150
2/7	#5 Auburn	W	197.250	195.925
2/13	at Kentucky	W	196.970	195.150
	Centenary	W		187.350
2/20	at #7 Arkansas	W	196.925	196.725
2/28	#7 Florida	W	198.200	196.650
3/8	at #6 UCLA	W	197.725	196.125
3/14	#14 Michigan	W	197.400	195.825
3/21	SEC Championship	2nd	196.925	
	#5 Alabama	L		197.300
	#6 Florida	W		196.750
	#9 Arkansas	W		195.650
	#4 LSU	W		196.550
	#11 Auburn	W		196.350
	#22 Kentucky	W		195.000
4/4	NCAA Regional	1st	197.700	
	#22 Penn State	W		195.800
	#15 Nebraska	W		195.450
	#25 West Virginia	W		194.225
	North Carolina	W		194.125
	at #21 NC State	W		193.800
4/16	NCAA Prelims	1st	197.450	
	#3 Florida	W		196.375
	#7 LSU	W		196.300
	#6 Stanford	W		196.225
	#23 Penn State	W		196.100
	#10 Oklahoma	W		195.825
4/17	NCAA Super Six	1st	197.825	
	#4 Alabama	W		197.575
	#2 Utah	W		197.425
	#3 Florida	W		196.725
	#11 Arkansas	W		196.475
	#7 LSU	W		196.375

SEC Championship: Nashville, Tenn.  
NCAA Regional: Raleigh, N.C.  
NCAA Championships: Lincoln, Neb.



### 2010

13-8-1 • Head Coach: Jay Clark

Date	Meet	W/L	UGA	Opponent
1/9	#7 Stanford	W	195.150	195.050
1/15	at #4 Alabama	L	195.500	196.275
1/22	at #6 Utah	L	196.500	196.550
1/29	at #15 Auburn	L	194.900	195.225
2/5	#11 Kentucky	W	197.200	195.550
2/12	#3 Arkansas	W	196.725	195.875
2/19	at #4 Florida	L	197.150	197.250
2/26	#10 LSU	W	196.575	196.050
3/6	#3 UCLA	W	197.900	197.875
3/12	at #12 Michigan	L	195.800	196.375
3/14	NC State	W	196.800	193.900
3/27	SEC Championship	3rd	196.825	
	#4 Florida	L		197.050
	#1 Alabama	L		196.875
	#10 LSU	W		195.750
	#15 Auburn	W		195.575
	#8 Arkansas	W		195.275
	#18 Kentucky	W		194.800
4/10	NCAA Regional	T-2nd	196.275	
	at #15 Missouri	L		196.500
	#8 Oregon State	T		196.275
	#25 Minnesota	W		195.000
	Iowa	W		194.900
	North Carolina	W		194.750

SEC Championship: Jacksonville, Fla.  
NCAA Regional: Columbia, Mo.

### 2011

18-11-1 • Head Coach: Jay Clark

Date	Meet	W/L	UGA	Opponent
1/8	BYU	W	195.575	193.225
	at #16 Denver	W		192.925
	Air Force	W		186.600
1/15	#3 Utah	L	195.800	195.900
1/17	#18 West Virginia	W	196.725	192.125
1/21	Auburn	W	196.650	194.975
1/28	at Kentucky	W	195.550	195.000
2/4	at #11 Arkansas	L	195.400	195.775
2/12	#1 Florida	L	196.600	197.725
2/18	at #21 LSU	W	196.500	196.350
2/25	#5 Alabama	L	196.625	197.675
3/6	at #8 UCLA	W	196.175	195.750
	#23 Arizona	W		194.125
3/12	#9 Michigan	L	196.050	196.800
3/19	SEC Championship	3rd	196.625	
	#2 Alabama	L		197.225
	#1 Florida	L		196.975
	#12 Arkansas	W		195.800
	#19 LSU	W		195.475
	#22 Auburn	W		195.325
	Kentucky	W		193.950
4/2	NCAA Regional	2nd	196.750	
	#6 UCLA	L		197.425
	#18 LSU	W		195.350
	NC State	W		194.750
	Maryland	W		193.200
	West Virginia	W		192.500
4/15	NCAA Prelims	T-4th	195.450	
	#5 Oklahoma	L		196.775
	#9 Michigan	L		196.700
	#6 UCLA	L		196.500
	#12 Arkansas	T		195.450
	#14 Illinois	W		195.100

SEC Championship: Birmingham, Ala.  
NCAA Regional: Athens, Ga.  
NCAA Championships: Cleveland, Ohio

## YEAR-BY-YEAR RESULTS

### 2012

18-9 • Head Coach: Jay Clark

Date	Meet	W/L	UGA	Opponent
1/6	#20 DENVER	W	196.525	193.700
1/13	at #2 Alabama	L	196.325	196.475
1/20	at #20 Auburn	W	195.975	195.600
1/28	#17 LSU	W	197.250	195.750
2/3	at #1 Utah	L	196.950	197.150
2/10	#3 Arkansas	W	196.825	195.875
2/18	Kentucky	W	197.225	193.125
2/24	at #1 Florida	L	196.825	197.525
3/2	#3 UCLA	W	197.700	196.975
3/9	at #20 Michigan	W	196.575	195.300
3/11	#21 NC State	W	197.375	195.525
3/24	SEC Championship	3rd	196.575	
	#1 Florida	L		197.150
	#3 Alabama	L		196.775
	#8 LSU	W		196.425
	#24 Kentucky	W		194.350
	#10 Arkansas	W		194.175
	#15 Auburn	W		194.100
4/7	NCAA Regional	1st	197.100	
	#7 Oregon State	W		196.450
	#21 Michigan	W		196.325
	#18 Auburn	W		196.100
	West Virginia	W		195.900
	Michigan State	W		194.050
4/20	NCAA Prelims	5th	196.500	
	#4 Alabama	L		197.675
	#1 Florida	L		197.650
	#8 Arkansas	L		197.150
	#12 Ohio State	L		196.525
	#9 Oregon State	W		196.475

SEC Championship: Duluth, Ga.  
 NCAA Regional: Auburn, Ala.  
 NCAA Championships: Duluth, Ga.



**DANNA DURANTE**  
 2013-17 | 83-79

### 2013

20-16-1 • Head Coach: Danna Durante

Date	Meet	W/L	UGA	Opponent
1/5	#4 OKLAHOMA	L	195.425	196.450
1/11	at #12 Arkansas	W	196.200	195.775
1/18	#24 AUBURN	W	196.050	195.700
1/21	#10 STANFORD	W	197.000	195.400
1/26	at Metroplex	4th	196.775	
	#2 Oklahoma	L		197.275
	#7 LSU	L		197.100
	#16 Oregon State	L		196.825
	Washington	W		194.875
2/2	#5 Alabama	W	197.500	196.950
2/8	at #18 Kentucky	T	195.825	195.825
2/16	#1 Florida	L	196.175	197.300
2/22	at Missouri	W	196.825	194.550
3/1	at #5 LSU	L	196.825	197.050
3/9	#7 Utah	W	197.650	196.975
3/17	at NC State	W	197.800	196.000
3/23	SEC Championship	4th	197.325	
	#1 Florida	L		198.000
	#3 Alabama	L		197.800
	#6 LSU	L		197.700
	#12 Auburn	W		196.550
	#16 Arkansas	W		196.400
	Missouri	W		195.525
	#19 Kentucky	W		194.600
4/6	NCAA Regional	1st	197.425	
	#16 Arkansas	W		196.950
	Arizona State	W		195.700
	#10 Oregon State	W		195.375
	#21 Boise State	W		195.350
	California	W		195.125
4/19	NCAA Prelims	3rd	197.150	
	#1 Florida	L		197.775
	#5 LSU	L		197.325
	#8 Minnesota	W		196.375
	#16 Illinois	W		195.700
	#9 Stanford	W		194.700
4/20	NCAA Super Six	6th	196.675	
	#1 Florida	L		197.575
	#2 Oklahoma	L		197.375
	#3 Alabama	L		197.350
	#6 UCLA	L		197.100
	#5 LSU	L		197.050

Metroplex Challenge: Fort Worth, Texas  
 SEC Championship: North Little Rock, Ark.  
 NCAA Regional: Corvallis, Ore.  
 NCAA Championships: Los Angeles, Calif.

### 2014

19-14 • Head Coach: Danna Durante

Date	Meet	W/L	UGA	Opponent
1/10	at #3 Oklahoma	L	196.500	197.700
1/12	at #9 Stanford	L	196.150	196.325
1/17	#2 LSU	W	197.175	196.875
1/20	IOWA	W	197.400	194.675
1/24	at #3 Florida	L	196.700	198.050
2/1	#20 KENTUCKY	W	197.300	190.950
2/7	at #7 Alabama	L	196.825	197.500
2/21	at #10 Auburn	W	196.875	196.100
3/1	#13 ARKANSAS	W	197.650	195.675
3/8	#20 DENVER	W	197.025	195.825
3/15	at #5 Utah	L	197.600	198.025
3/22	SEC Championship	4th	197.150	
	#4 Alabama	L		197.875
	#1 Florida	L		197.700
	#2 LSU	L		197.325
	#12 Auburn	W		195.550
	Kentucky	W		195.075
	#15 Arkansas	W		194.900
	Missouri	W		194.650
4/5	NCAA Regional	2nd	196.375	
	#7 MICHIGAN	L		196.750
	#18 C. MICHIGAN	W		195.600
	#22 OHIO STATE	W		195.100
	NC STATE	W		194.550
	RUTGERS	W		193.750
4/18	NCAA Prelims	2nd	197.300	
	#2 Oklahoma	L		197.500
	#3 LSU	W		197.100
	#10 Stanford	W		196.600
	#7 Michigan	W		196.425
	#11 Illinois	W		195.800
4/19	NCAA Super Six	5th	197.050	
	#1 Florida	L		198.175
	#2 Oklahoma	L		198.175
	#3 LSU	L		197.600
	#4 Alabama	L		197.550
	#9 Nebraska	W		196.500

SEC Championship: Birmingham, Ala.  
 NCAA Regional: Athens, Ga.  
 NCAA Championships: Birmingham, Ala.

## YEAR-BY-YEAR RESULTS

### 2015

14-14 • Head Coach: Danna Durante

Date	Meet	W/L	UGA	Opponent
1/10	#8 MICHIGAN	L	195.600	196.600
1/16	MISSOURI	W	195.800	195.225
1/19	at #15 Denver	L	194.300	194.850
1/24	#14 KENTUCKY	W	196.975	194.225
1/30	at #3 Florida	L	196.950	197.600
2/6	at #3 LSU	L	196.850	198.075
2/14	at North Carolina	W	196.200	195.200
2/20	#5 ALABAMA	L	196.825	197.675
2/27	at #7 Auburn	L	196.775	197.750
3/7	#18 ARKANSAS	W	196.775	196.650
3/14	#4 UTAH	W	197.450	197.275
3/21	SEC Championship	5th	196.000	
	#5 Alabama	L		197.525
	#3 LSU	L		197.450
	#2 Florida	L		197.400
	#8 Auburn	L		196.925
	#18 Arkansas	W		195.950
	Missouri	W		195.700
	#25 Kentucky	W		195.025
4/4	NCAA Regional	1st	197.025	
	#3 Utah	W		196.575
	at #20 Cal	W		196.000
	#15 Boise State	W		195.375
	Utah State	W		195.150
	BYU	W		194.150
4/17	NCAA Prelims		196.600	
	#2 Florida	L		197.475
	#3 Utah	L		197.475
	#11 Stanford	L		197.175
	#6 Michigan	L		197.025
	#7 UCLA	W		196.400

SEC Championship: Duluth, Ga.  
 NCAA Regional: Berkeley, Calif.  
 NCAA Championships: Fort Worth, Texas

### 2016

15-20 • Head Coach: Danna Durante

Date	Meet	W/L	UGA	Opponent
1/9	at #7 Michigan	L	195.200	196.925
1/15	at #16 Arkansas	W	196.775	196.700
1/18	#24 STANFORD	L	195.750	195.875
1/22	at #15 Missouri	L	195.350	195.800
1/29	at #23 Kentucky	W	196.275	195.025
2/5	#1 FLORIDA	W	196.400	196.350
2/13	#5 LSU	W	197.525	196.800
2/20	#1 OKLAHOMA	L	196.750	197.375
2/26	at #3 Alabama	L	195.700	197.550
3/4	#8 AUBURN	L	197.275	197.325
3/6	at UCLA Tri-Meet	2nd	197.025	
	#16 Stanford	L		197.400
	#7 UCLA	W		196.825
3/12	at #5 Utah	L	197.125	197.625
3/19	SEC Championship	5th	196.850	
	#2 Florida	L		197.775
	#4 Alabama	L		197.750
	#3 LSU	L		197.500
	#8 Auburn	L		196.975
	#13 Arkansas	W		196.500
	#22 Kentucky	W		196.250
	#20 Missouri	W		195.750
4/2	NCAA Regional	2nd	196.850	
	#3 LSU	L		197.300
	#13 OREGON STATE	W		196.000
	ARIZONA	W		195.900
	G. WASHINGTON	W		195.550
	MICHIGAN STATE	W		195.350
4/15	NCAA Semifinals	3rd	196.725	
	#4 Florida	L		197.475
	#2 LSU	L		197.3375
	#11 Stanford	W		195.575
	#7 Auburn	W		195.100
	#13 Minnesota	W		194.9875
4/16	NCAA Super Six	6th	196.8125	
	#1 Oklahoma	L		197.675
	#2 LSU	L		197.450
	#3 Alabama	L		197.4375
	#4 Florida	L		197.350
	#9 UCLA	L		196.825

SEC Championship: North Little Rock, Ark.  
 NCAA Regional: Athens, Ga.  
 NCAA Championships: Fort Worth, Texas

### 2017

15-15 • Head Coach: Danna Durante

Date	Meet	W/L	UGA	Opponent
1/6	at #2 LSU	L	193.600	197.825
1/13	at #13 Auburn	W	196.800	196.075
1/16	#25 NC STATE	W	196.875	194.800
1/20	#23 ARKANSAS	W	196.225	195.025
1/27	#11 MISSOURI	W	197.075	196.075
2/3	#10 KENTUCKY	W	196.500	196.150
2/10	at #3 Florida	L	196.525	197.975
2/17	at Mardi Gras Invite 3rd/4		196.975	
	#1 Oklahoma!	L		198.350
	#2 LSU!	L		197.700
	#15 Missouri!	W		196.350
2/24	at #1 Oklahoma	L	196.925	197.675
3/5	#6 ALABAMA	L	197.325	197.700
3/11	#5 UTAH	W	197.250	196.650
3/18	SEC Championship	4th	196.700	
	#2 LSU	L		198.025
	#3 Florida	L		197.825
	#6 Alabama	L		197.400
	#12 Kentucky	W		196.625
	#21 Auburn	W		196.550
	#14 Missouri	W		195.825
	Arkansas	W		194.900
4/1	NCAA Regional	2nd	196.775	
	#3 Florida	L		197.125
	#15 Missouri	W		196.100
	Penn State	W		195.325
	North Carolina	W		194.425
	New Hampshire	W		194.175
4/14	NCAA Semifinals	6th	195.800	
	#2 LSU	L		198.275
	#3 Florida	L		197.8125
	#8 Alabama	L		197.600
	#10 Nebraska	L		197.2125
	#5 Michigan	L		196.4625

! Denotes Mardi Gras Invitational: St. Charles, Mo.  
 SEC Championship: Jacksonville, Fla.  
 NCAA Regional: Gainesville, Fla.  
 NCAA Championships: St. Louis, Mo.

YEAR-BY-YEAR RESULTS



**COURTNEY KUPETS CARTER**

2018-24 | 61-90

**2018**

12-18 • Head Coach: Courtney Kupets Carter

Date	Meet	W/L	UGA	Opponent
1/12	at #4 Alabama	L	194.525	196.525
1/15	#1 OKLAHOMA	L	196.600	197.550
1/19	#16 AUBURN	W	196.725	196.375
1/26	at #10 Arkansas	L	196.125	197.175
2/3	#23 MISSOURI	W	197.000	195.850
2/9	at #6 Kentucky	W	196.150	195.550
2/16	#5 FLORIDA	L	196.125	196.950
2/23	#2 LSU	L	196.725	197.575
3/2	Elevate the Stage !	4th	195.825	
	Nebraska	L		196.700
	Stanford	L		195.925
	Illinois	L		195.900
3/10	#14 BOISE STATE	W	197.525	196.625
3/16	at #4 Utah	L	196.350	198.150
3/24	SEC Championship	6th	196.350	
	#2 LSU	L		197.400
	#6 Alabama	L		196.975
	#5 Florida	L		196.825
	#9 Kentucky	L		196.550
	#11 Arkansas	L		196.425
	#21 Missouri	W		196.100
	#16 Auburn	W		195.650
4/7	NCAA Regional	2nd	196.500	
	#6 Alabama	L		197.225
	#23 Illinois	W		196.425
	#7 Michigan	W		196.350
	#22 Missouri	W		196.100
	#36 Central Michigan	W		195.825
4/20	NCAA Semifinals	4th	196.6875	
	#3 UCLA	L		197.5626
	#2 LSU	L		197.4750
	#7 Nebraska	L		197.0125
	#6 Alabama	W		196.6250
	#10 Arkansas	W		196.4250

! Denotes Elevate the Stage: Augusta, Ga.  
 SEC Championship: St. Louis, Mo.  
 NCAA Regional: Tuscaloosa, Ala.  
 NCAA Championships: St. Louis, Mo.

**2019**

19-11 • Head Coach: Courtney Kupets Carter

Date	Meet	W/L	UGA	Opponent
1/5	#18 OHIO STATE	W	196.600	194.900
1/11	at #1 Oklahoma	L	195.300	197.825
1/17	#17 ALABAMA	L	196.875	196.900
1/21	#36 IOWA STATE	W	197.000	195.900
1/25	at #13 Auburn	L	196.400	196.775
2/1	#24 ARKANSAS	W	197.475	196.125
2/8	at #13 Missouri	W	196.300	195.900
2/15	#13 KENTUCKY	W	197.300	197.225
2/22	at #3 Florida	W	197.450	197.375
3/1	at #4 LSU	L	196.325	197.900
3/8	Elevate the Stage !	1st	197.350	
	#10 Minnesota	W		197.025
	#20 Arkansas	W		197.000
	Michigan State	W		195.025
3/16	#13 UTAH	W	197.525	197.450
3/23	SEC Championship	4th	197.000	
	#3 LSU	L		197.900
	#4 Florida	L		197.750
	#10 Alabama	L		197.350
	#20 Arkansas	W		196.475
	#12 Auburn	W		196.375
	#9 Kentucky	W		196.225
	#19 Missouri	W		195.900
4/5	NCAA Regional	1st	197.300	
	#5 Kentucky	W		196.850
	Missouri	W		196.625
	Iowa State	W		196.250
4/6	NCAA Regional Finals	2nd	198.050	
	#1 Oklahoma	L		198.475
	#16 California	W		197.675
	#8 Kentucky	W		197.600
4/19	NCAA National Semifinal	4th	196.4625	
	#1 Oklahoma	L		197.8500
	#5 Denver	L		197.0375
	#13 Oregon State	L		196.900

! Elevate the Stage in Birmingham, Ala.  
 SEC Championship in New Orleans, La.  
 NCAA Regional: Athens, Ga.  
 NCAA Championships: Fort Worth, Texas

**2020**

8-7 • Head Coach: Courtney Kupets Carter

Date	Meet	W/L	UGA	Opponent
1/2	Critique Classic	1st	195.100	
	#7 Oregon State	W		194.450
	Iowa	W		192.700
	Bridgeport	W		189.300
1/10	#7 LSU	L	196.150	196.725
1/20	#12 Iowa State	W	197.325	196.625
1/25	Metroplex Challenge	4th	196.300	
	#1 Oklahoma	L		197.525
	#4 Denver	L		196.575
	#5 Alabama	L		196.575
2/2	#18 AUBURN	W	197.425	196.350
2/7	#15 Arkansas	L	196.750	196.950
2/14	UGA TRI-MEET	1st	197.075	
	Ball State	W		194.725
	Eastern Michigan	W		194.700
2/21	#12 Kentucky	W	197.025	196.825
2/28	#2 FLORIDA	L	196.500	197.800
3/7	#8 Alabama	L	196.050	197.450

\* remainder of season was canceled due to COVID-19

**2021**

4-7 • Head Coach: Courtney Kupets Carter

Date	Meet	W/L	UGA	Opponent
1/8	#16 MISSOURI	W	196.150	194.250
1/15	#1 Florida	L	196.075	197.250
1/22	#5 at LSU	L	196.375	197.200
1/29	#6 ARKANSAS	L	195.950	196.875
2/12	#6 ALABAMA	W	197.275	197.000
2/19	#19 Auburn	L	196.150	197.050
2/26	#23 Missouri	L	196.100	196.757
3/5	#14 KENTUCKY	W	197.325	196.900
3/20	SEC Championship *			did not compete due to COVID
4/2	NCAA Regional	3rd	196.750	
	#8 Minnesota	L		197.625
	#9 Denver	L		196.775
	Oregon State	W		196.375

HOME MEETS IN ALL CAPS  
 NCAA Regional: Athens, Ga.

**2022**

4-20 • Head Coach: Courtney Kupets Carter

Date	Meet	W/L	UGA	Opponent
1/6	#1 Michigan	L	194.500	197.750
1/21	#3 FLORIDA	L	194.475	196.975
1/28	#6 LSU	L	196.100	196.850
2/4	Kentucky Quad-Meet	2nd	196.125	
	#12 Kentucky	L		197.450
	Illinois	W		195.650
	Central Michigan	W		195.550
2/11	#8 Alabama	L	196.800	197.475
2/18	#7 AUBURN	L	196.300	197.175
2/25	Arkansas	W	196.975	196.100
3/4	MISSOURI	L	196.600	197.225
3/6	Elevate the Stage !	4th	196.200	
	Alabama	L		198.00
	Auburn	L		197.750
	Arkansas	L		196.800
3/12	NORTH CAROLINA	W	197.175	196.475
3/19	SEC Championship	8th	195.800	
	#2 Florida	L		198.200
	#6 Alabama	L		197.825
	#6 Auburn	L		197.225
	#11 Missouri	L		196.875
	#5 LSU	L		196.725
	#17 Arkansas	L		196.450
	#9 Kentucky	L		196.350
3/31	NCAA Regional	4th	195.725	
	#10 Kentucky	L		197.750
	#7 Auburn	L		197.500
	#27 Southern Utah	L		196.325

! Elevate the Stage in Huntsville, Ala.  
 SEC Championship in Birmingham, Ala.  
 NCAA Regional: Auburn, Ala.

## YEAR-BY-YEAR RESULTS

### 2023

7-16 • Head Coach: Courtney Kupets Carter

Date	Meet	W/L	UGA	Opponent
1/6	Super 16 *	2nd	195.950	
	#17 Stanford	L		196.175
	#14 Oregon State	W		195.450
	Rutgers	W		194.700
1/13	#13 Missouri	L	196.425	196.975
1/16	UGA QUAD-MEET	2nd	196.125	
	#10 OHIO STATE	L		196.250
	RUTGERS	W		194.675
	FISK	W		190.100
1/20	#9 KENTUCKY	W	197.225	196.575
1/27	#2 Florida	L	196.850	197.900
2/3	#9 LSU	L	196.850	197.700
2/11	Metroplex Challenge !	3rd	196.100	
	#4 Utah	L		197.600
	#22 Illinois	L		196.300
	Illinois State	W		195.850
2/17	#9 ALABAMA	L	197.325	197.525
2/24	#7 Auburn	L	196.075	197.550
3/5	#17 ARKANSAS ^	L	196.875	197.150
3/10	#2 MICHIGAN ^	L	196.900	197.850
3/18	SEC Championship	8th	196.600	
	Auburn	L		197.100
	Missouri	L		197.000
	Arkansas	L		196.825
3/31	NCAA Regionals	3rd	197.000	
	#6 LSU	L		197.375
	#11 Oregon State	L		197.375
	Nebraska	W		195.525

\* Super 16 in Las Vegas

! Metroplex Challenge in Fort Worth, Texas

^ Home meet held at Gas South Arena in Duluth, Ga.

SEC Championship at Gas South Arena in Duluth, Ga.

NCAA Regional: Denver, Colo.

### 2024

7-12 • Head Coach: Courtney Kupets Carter

Date	Meet	W/L	UGA	Opponent
1/6	#30 NC STATE	W	196.200	194.225
1/12	Arkansas	L	196.350	197.150
1/20	#20 MISSOURI	L	197.050	197.400
1/26	#7 Kentucky	L	195.650	197.950
2/2	#8 FLORIDA	L	197.300	197.475
2/9	#3 LSU	L	197.075	197.625
2/23	#10 Alabama	L	196.975	198.075
3/1	#14 AUBURN	W	197.550	196.900
3/8	#7 Michigan	L	196.300	197.075
3/16	Kidney Cares!	1st	197.450	
	#23 Maryland	W		196.725
	Iowa	W		196.525
	Pittsburgh	W		195.925
	Talladega	W		192.450
3/23	SEC Championship #	8th	196.075	
	#13 Missouri	L		197.275
	#12 Arkansas	L		197.050
	#14 Auburn	L		196.775
4/5	NCAA Florida Regional	3rd	197.425	
	#4 Florida	L		197.925
	#13 Missouri	L		197.525
	Iowa State	W		196.575

! Kidney Care Women's Gymnastics Championships in Nashville, Tenn.

# SEC Championship in New Orleans, La.



**CÉCILE CANQUETEAU-LANDI,**

**RYAN ROBERTS**

2025-PRES. | 6-11

### 2025

6-11-1 • Co-Head Coaches: Cécile Canqueteau-Landi & Ryan Roberts

Date	Meet	W/L	UGA	Opponent
1/12	Denver Quad	3rd	195.975	
	#11 Denver	L		196.575
	#5 Missouri	L		196.125
	Long Island	W		188.075
1/17	BOISE STATE	W	196.825	193.600
1/24	#3 Florida	L	196.825	198.125
1/31	#14 ALABAMA	W	196.975	196.575
2/7	#12 Auburn	L	197.200	197.300
2/14	#15 ARKANSAS	W	197.125	197.050
2/21	#8 Missouri	L	197.350	197.425
3/2	#10 KENTUCKY	W	197.200	197.150
3/7	#2 LSU	L	197.175	198.575
3/14	#1 OKLAHOMA	L	197.975	198.475
3/22	SEC Championship	t3rd	195.950	
	#12 Auburn	T		195.950
	#13 Alabama	L		197.100
	#8 Kentucky	L		196.775
4/4	NCAA Regionals	3rd	196.175	
	#7 Missouri	L		197.650
	Arizona	L		196.250
	Arizona State	W		196.050

SEC Championship at Legacy Arena in Birmingham, Ala.

NCAA Regional: Seattle, Wash.

