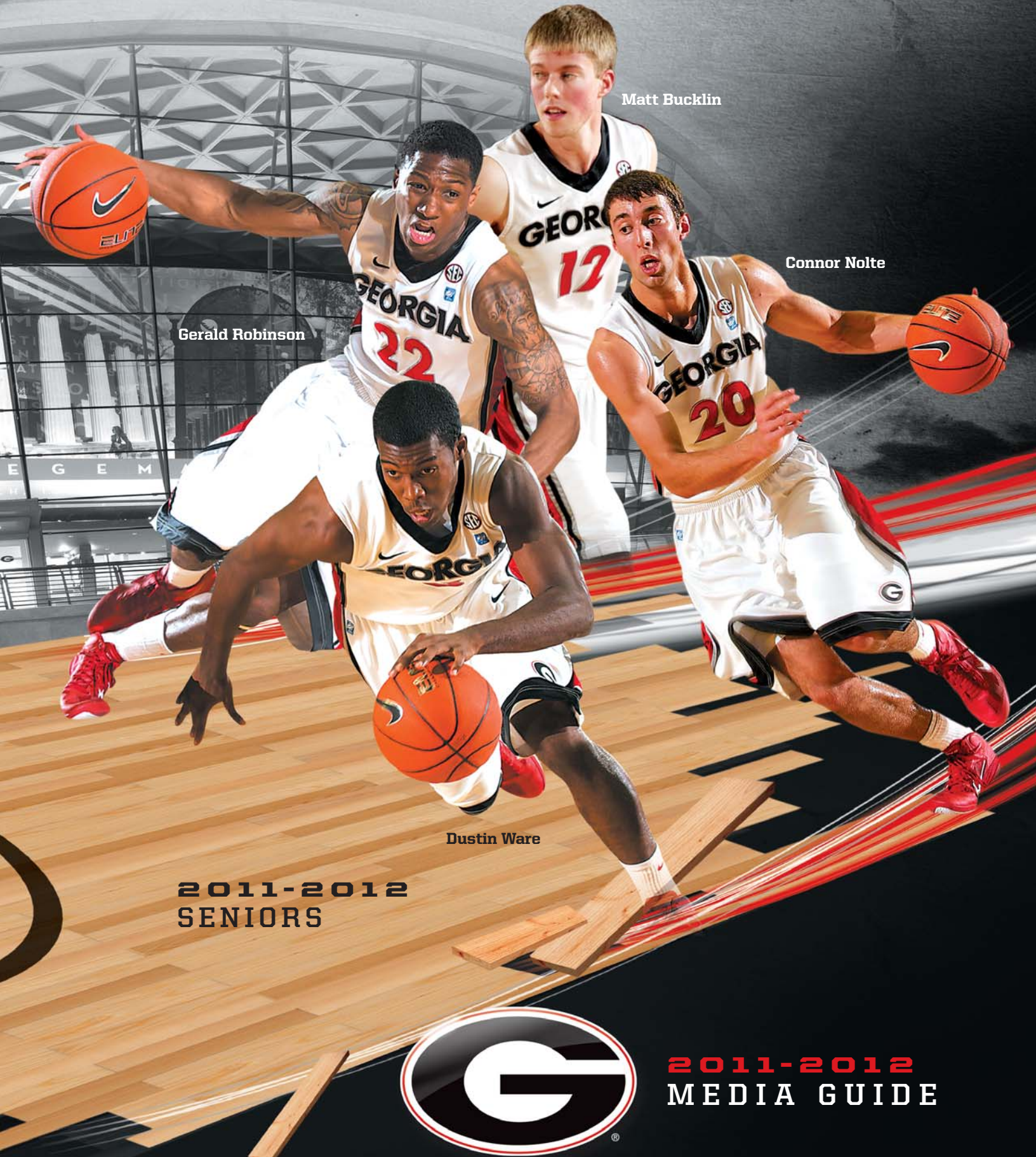


2012 GEORGIA BASKETBALL
RUN WITH THE DAWGS!



Gerald Robinson

Matt Bucklin


Connor Nolte

Dustin Ware

**2011-2012
SENIORS**



**2011-2012
MEDIA GUIDE**



2011-12 Georgia Bulldogs

Seated (L-R): Kentavious Caldwell-Pope, Matt Bucklin, Dustin Ware, Gerald Robinson, Sherrard Brantley and Vincent Williams.

Standing (L-R): Connor Nolte, Marcus Thornton, Donte' Williams, John Cannon, John Florveus, Tim Dixon, Nemanja Djurusic and Elliott Long.

2011-2012 SCHEDULE

Nov 4	Morehouse (Exh.)	7:00 pm	Jan 10	Florida (ESPN)	7:00 pm
Nov 11	Wofford	8:00 pm	Jan 14	Vanderbilt (SECN)	4:00 pm
Nov 13	Bowling Green# (ESPNU)	6:00 pm	Jan 18	Tennessee (SECN)	8:00 pm
Nov 16	South Dakota St.#	7:00 pm	Jan 21	Mississippi (SECN)	4:00 pm
Nov 21	California# (ESPN2)	9:45 pm	Jan 24	Kentucky (ESPN)	9:00 pm
Nov 22	Missouri/Notre Dame (ESPN2 or ESPNU)	7:45/10:00 pm	Feb 1	Auburn (SECN)	8:00 pm
Nov 25	Xavier (FSS)	8:00 pm	Feb 4	Tennessee (FSS)	8:00 pm
Nov 28	Colorado (FSN)	8:30 pm	Feb 8	Arkansas (SECN)	8:00 pm
Dec 2	Cincinnati* (ESPNU)	7:00 pm	Feb 11	Mississippi St. (SECN)	7:00 pm
Dec 7	Georgia Tech (FSS)	7:00 pm	Feb 15	South Carolina (CSS)	7:00 pm
Dec 17	Southern Cal (FSN)	10:00 pm	Feb 19	Vanderbilt (FSS)	1:00 pm
Dec 20	Mercer (CSS)	7:00 pm	Feb 22	LSU (SECN)	8:00 pm
Dec 23	Furman (CSS)	7:00 pm	Feb 25	Florida (SECN)	4:00 pm
Dec 27	Winthrop (CSS)	7:00 pm	Mar 1	Kentucky (ESPN/ESPN2)	9:00 pm
Dec 30	Delaware St.	2:00 pm	Mar 3	South Carolina (SECN)	1:30 pm
Jan 7	Alabama (FSS)	7:00 pm	Mar 8-11	SEC Tournament	New Orleans, LA

#CBE (College Basketball Experience) Classic

*Big East / SEC Invitational

Home games in **Bold Red** and played at Stegeman Coliseum. All times (Eastern) and dates are subject to change.

georgiadogs.com



Table of Contents

GEORGIA

2011-12 Basketball Media Guide

2-31This is Georgia Basketball

Why Georgia?.....	2-3
Head Coach Mark Fox.....	4-5
Coaching Staff.....	6-7
Locker Room.....	8-9
Coliseum Training Facility.....	10-11
Strength & Conditioning Program.....	12-13
Stegeman Coliseum.....	14-15
Game Day Experience.....	16-17
Academic Success.....	18-19
Program Tradition & History.....	20-21
Pros & International Participants.....	22-23
SEC Basketball.....	24-25
UGA Athletics Program.....	26-27
UGA Campus.....	28-29
Athens, Georgia.....	30-31

32-44..... Outlook for 2011-12

2011-12 Schedule.....	32
Outlook for 2011-12.....	34-38
2011-12 Roster Miscellany.....	39
2011-12 Notebook.....	40-41
Q&A with Coach Mark Fox.....	42-43
2011-12 Fast Facts.....	44

45-66..... Player Profiles

2011-12 Rosters.....	46
Seniors	
Matt Bucklin.....	47
Connor Nolte.....	48-49
Gerald Robinson, Jr.....	50-51
Dustin Ware.....	52-54
Juniors	
Vincent Williams.....	55-57
Sherrard Brantley.....	58-59
Sophomores	
Marcus Thornton.....	60-61
Donte' Williams.....	62-63
Newcomers	
Kentavious Caldwell-Pope, John Cannon.....	64
Tim Dixon, Nemanja Djurusic.....	65
John Florveus, Elliott Long.....	66

67-80..... Coaching & Support Staff

Head Coach Mark Fox.....	68-70
Assistant Coach Kwanza Johnson.....	71
Assistant Coach Philip Pearson.....	72
Assistant Coach Stacey Palmore.....	73
Basketball Staff.....	74-75
Support Staff.....	76
UGA President Dr. Michael F. Adams.....	77
Athletic Director Greg McGarity.....	78
Faculty Athletics Rep. Prof. David Shipley.....	78
UGA Athletics Senior Administration.....	79
Key Game-Day Personnel.....	80

81-92.....2011-12 Opponent Information

Bowling Green, Cal, Cincinnati.....	82
-------------------------------------	----

Progressive CBE Classic.....	82
Colorado, Delaware State, Furman, Ga. Tech.....	83
Mercer, Missouri, Notre Dame, S. Dakota State.....	84
Southern Cal, Winthrop, Wofford, Xavier.....	85
Alabama, Arkansas.....	86
Auburn, Florida.....	87
Kentucky, LSU.....	88
Ole Miss, Miss. State.....	89
South Carolina, Tennessee.....	90
Vanderbilt.....	91
2012 SEC Tournament.....	92

93-116..... 2010-11 Season in Review

2011 Season Recap.....	94
2010-11 Final Statistics.....	95
2010-11 Miscellaneous Stats.....	96
2010-11 Game-by-Game Results.....	97
2010-11 Team Statistics.....	98
2010-11 Team & Individual Superlatives.....	99
2010-11 Seniors.....	100
Additional Starters Lost.....	101
2010-11 SEC Standings.....	102
2010-11 SEC Team Statistics.....	103-104
2010-11 SEC Individual Statistics.....	105
2010-11 Game Summaries.....	106-116

117-140Georgia Basketball Records

Individual Records.....	118-119
Team Records.....	120
Single-Season & Career Leaders.....	121-122
Thousand-Point Scorers.....	123
Top Team Performances.....	124-125
Top Individual Performances.....	126-127
Miscellaneous Landmarks.....	128-129
100-Point Games.....	130
Georgia's Poll History.....	131
All-Time Coaches' Records.....	131
Team Statistics: 1986-2011.....	132
Team Statistics: 1960-85.....	133
Starting Lineups: 1986-2011.....	134
Starting Lineups: 1961-85.....	135
Overtime Games.....	136
Largest Victory, Defeat Margins.....	137
All-Time Jersey Numbers.....	138-139
Season-by-Season Record at Stegeman.....	140

141-196Georgia Basketball History

Georgia Honor Roll.....	142-147
Bulldogs in the NBA.....	148-152
Post-Season History.....	153-162
NCAA Tournament.....	154-159
NIT.....	160-162
SEC Tournament History.....	163
Invitational Tournaments.....	164-165
Year-by-Year Records.....	166
Year-by-Year Results.....	167-178
All-Time Series Records.....	179-180
Series Records, 2011-12 Opponents.....	181-188
All-Time Lettermen.....	189-194

Stegeman Coliseum.....	195
Playing Facilities Through the Years.....	196

197-208 Media Information

Tips, Policies.....	198-199
Georgia Media Directory.....	199
Athens, Ga., Information.....	200
UGA Athletic Staff Directory.....	201
Georgia Bulldog Radio Network.....	202
Inside Georgia Basketball Show.....	203
Covering SEC Basketball.....	204
2011-12 SEC TV Schedule.....	204-205
2011-12 Composite SEC Schedule.....	206
2011-12 Opponent SID Directory.....	207
2011 Results, 2012 Schedule.....	208

Credits

The 2011-12 Georgia Basketball Media Guide is produced by The University of Georgia Athletic Association — Athens, Ga.

This media guide was written, edited, typeset and designed by Tim Hix, Associate Director, UGA Sports Communications.

Special thanks to UGA Sports Communications student assistants Michael Terry and Nick Daly for their assistance with the guide's production.

Photography Credits

- Chris Collins, Atlanta, Ga.
- Steve Colquitt, Phillip Faulkner and Parker Moore, UGA Athletic Association
- David Coyle, Lexington, Ky.
- Scott Cunningham, Atlanta Hawks
- Dan Evans, Athens, Georgia
- Jim Gund, Charleston, S.C.
- Dean Legge, DawgPost
- Perry McIntyre, Atlanta, Georgia
- Mark Murray, Basketball Hall of Fame
- NBA Entertainment
- Radi Nabulsi, Bull Moose Photography
- Robert Newcomb, UGA Public Affairs
- Liz Parke, Lubbock, Texas
- Phillip Williams, Atlanta, Ga.
- Dale Zanine, Duluth, Georgia

This media guide was printed by Ebsco Media, Birmingham, Ala.

Additional copies of this media guide may be purchased for \$15 each, which includes postage and handling, by check or money order, made payable to: Georgia Athletic Association
P.O. Box 1472 Athens, GA 30603

Follow the Bulldogs 24/7



"Georgia Bulldogs"
"Georgia Dawgs Hoops"



@CoachMarkFox
@UGABasketball

OUTLOOK

PLAYERS

STAFF

OPONENTS

REVIEW

RECORDS

HISTORY

MEDIA

Why Georgia?

Why indeed does a student-athlete choose to attend the University of Georgia? We posed that very question to many prominent figures in Georgia Basketball, past and present, and the following is what they said.

Head Coach Mark Fox


"I WANTED to come to Georgia! Students at Georgia receive one of the best educations in America, and student-athletes at Georgia compete at the highest level. I wanted to be part of a program where our players' dreams come true in the NBA and our teams' dreams come true in the NCAA Tournament. I wanted to be part of a program where the relationship between player and coach was important, not just when they are in school, but long after they left. But what I love most about Georgia is Game Day. The noise, the pageantry and the fight of the Bulldog Nation...those are the things I love most about Georgia."

Trey Thompkins, All-SEC Forward, 2009-11

"I chose Georgia because it was close to home and it was an opportunity to play for a program on the rise. I wanted to be a part of something special. Our class came in together, wanting to turn this program into a powerhouse, and I think it's on the verge of doing so."

Rod Cole, All-SEC Guard, 1990-91

"I am from Georgia, so to wear the Red & Black was always an honor for me. As a kid I remember watching Dominique, Vern Fleming and Herschel Walker and I knew that's where I wanted to be. The Georgia program will always occupy a big place in my heart."





Jarvis Hayes
All-SEC Forward, 2002-03

"I came to Georgia obviously for great athletics, but the education I received here, both in and out of the classroom, was invaluable. It helped shape the person that I am today. I met so many great people at Georgia, people that I will call my lifelong friends."

Connor Nolte, Senior Forward

"I knew I really wanted to play at a big-time college program. I chose Georgia because I felt really comfortable with the coaching staff. And when you look at Georgia, it's a big state school with tremendous support for the athletics program and it has great academics. I really felt that basketball was about to have great success and I wanted to be a part of that."



Ricky McPhee
Guard, 2009-10

"Growing up as a kid, it was my dream to play for the University of Georgia. I got the chance to come here and represent the state of Georgia, and that has meant so much in my life. Also, I feel like Coach Fox and his staff got the best out of me, both as a basketball player and a person, and I feel so much better for the experience."



georgiadogs.com

Coach Mark Fox

Mark Fox Facts

Birthdate: January 13, 1969

Hometown: Garden City, Kansas

Family: Wife – Cindy

Children: Parker (10), Olivia (8)

Education

Garden City Community College (1987-89)

Eastern New Mexico, B.S. in Physical Education, 1991

University of Kansas, M.S. Athletic Administration /

Sports Psychology, 1996

Coaching Experience

Assistant Coach, University of Washington, 1991-93

Assistant Coach, Kansas State University, 1994-2000

Associate Head Coach, University of Nevada, 2000-04

Head Coach, University of Nevada, 2004-09

Head Coach, University of Georgia, 2009-Present

Coaching Achievements

3-Time Don Haskins Coach of the Year, Western Athletic Conference, 2005-07

Five consecutive 20-win seasons

Year-by-Year Head Coaching Record

Year	Overall	Pct.	Home	Away	Neu.	Conf.	Finish	Post-Season
2004-05	25-7	.781	13-4	11-2	1-1	16-2	1st	1-1 (NCAA)
2005-06	27-6	.818	17-1	10-3	0-2	13-3	1st	0-1 (NCAA)
2006-07	29-5	.853	15-1	10-2	4-2	14-2	1st	1-1 (NCAA)
2007-08	21-12	.636	13-3	7-9	1-0	12-4	T1st	0-1(CBI)
2008-09	21-13	.618	13-8	8-5	0-0	11-5	2nd	0-1(CBI)
at Nevada	123-43	.741	71-17	46-21	6-5	66-16	---	2-5
2009-10	14-17	.452	12-4	0-11	2-2	5-11	6th	---
2010-11	21-12	.636	12-4	7-4	2-4	9-7	t3rd	0-1 (NCAA)
at Georgia	35-29	.547	24-8	7-15	4-6	14-18		
TOTALS	158-72	.687	95-25	53-36	10-11	79-33		





Players With NBA Experience

Luke Babbitt
Nick Fazekas
Armon Johnson
Travis Leslie
Rich Manning
JaVale McGee
Kevinn Pinkney
Mark Pope
Ramon Sessions
Kirk Snyder
Trey Thompkins



georgiadogs.com

Coaching Staff



Mark
Fox

Kwanza
Johnson

Philip
Pearson

Stacey
Palmore

Kent
Davidson

Todd
Okeson

Continuity is vital to the strength of any coaching staff, and the Georgia coaches will enter their third season together in 2011. Coach Mark Fox has assembled one of the finest coaching staffs in America, with over 100 years combined experience in coaching and mentoring young men.

Kwanza Johnson | Assistant Coach



- Third season on the basketball staff at Georgia.
- Sixth season working alongside head coach Mark Fox.
- His work with frontcourt players at Nevada produced NBA players JaVale McGee, Luke Babbitt and Nick Fazekas.
- A 1995 graduate of the University of Tulsa. Earned a law degree from Tulsa in 1999.
- In addition to Georgia, he's also coached at Cal Poly-SLO, Arkansas-Little Rock, Tulsa, Eastern Illinois and Nevada.

Philip Pearson | Assistant Coach

- Third season on the basketball staff at Georgia.
- A veteran of Southeastern Conference basketball as both a player and a coach.
- Spent 16 years representing the basketball program at Alabama, first as a player from 1989-93. Was an assistant coach at Alabama from 1998-2009, when the Crimson Tide won over 200 games, won the 2002 SEC title, played in the NCAA Tournament five times and earned the program's first-ever No. 1 ranking.
- Served as Interim Head Coach of the 2009 Alabama team for the final 13 games of the season.
- 1993 graduate of Alabama. Earned a Master's Degree from Murray State in 1997.

Stacey Palmore | Assistant Coach

- Third season on the basketball staff at Georgia.
- Came to UGA in 2009 after building a reputation as one of the ACC's top recruiters during five seasons at Virginia Tech.
- During his time at Va. Tech, the Hokies' program ranked fourth in the league in total ACC victories with 38.
- Has also coached at Lander University, Erskine College, Western Carolina, Evansville and the College of Charleston.
- 1993 graduate of Livingstone College in Salisbury, N.C.



Kent Davison | Director of Basketball Operations

- Third season on the basketball staff at Georgia.
- A veteran of coaching basketball on many different levels, including high school, college, professional and international teams.
- At Georgia, he's in charge of organizing team travel and all team-related events, as well as implementing and monitoring the program's budget.
- Began his relationship with head coach Mark Fox at Garden City Community College, where he coached the young player in 1988-89.
- The first-ever head coach at three different NBA Developmental League franchises: Roanoke (2001-06), Colorado (2007) and Fort Wayne (2008).

Todd Okeson | Operations Coordinator

- Third season on the basketball staff at Georgia.
- A native of Weskan, Kansas, he played the 2001-02 seasons at Dodge City Community College before transferring to Nevada. Was recruited to Reno by then-Associate Head Coach Mark Fox.
- In his senior season of 2004, he was the Wolf Pack's unheralded star of two upset wins in the NCAA Tournament. Scored 19 points in a second-round win over Gonzaga.
- Later played professionally in Europe before returning to Nevada, first as Fox's program assistant and later as an assistant coach for the Reno Bighorns of the NBA's Developmental League.

Locker Room



Function...convenience...
comfort...luxury. All of those
features combine to give
Georgia one of the finest locker
room facilities in the country.
At any given time of day,
a player can:

- Prepare for practice and watch his next opponent's scouting video
- Check his email or work on a class project
- Replenish with healthy snacks and beverages
- Challenge a teammate to a game of billiards or "NBA Jam"
- Watch a game or favorite TV show
- Take a nap or just relax with teammates





Practice Facility




Opened in August of 2007, the Coliseum Training Facility provides the Bulldogs with the finest practice and workout facilities in the nation. Also the practice home to the women's basketball and gymnastics programs, the Training Facility features a practice gym, locker room and office space for each sport. The spacious weight-training facility is stocked with state-of-the-art equipment and provides a great training venue on a daily basis for the student-athletes.



Strength + Conditioning

The success of Georgia Basketball depends not only on in-season, on-court performance, but also on the year-round development of strength, conditioning and basketball skills. With top-flight personnel and facilities, Georgia has the ability to give one-on-one attention to players and help them reach their potential as athletes and basketball players.





georgiadogs.com

Stegeman Coliseum



The Bulldogs play in Stegeman Coliseum, home court since the 1964 season. Through a rigorous program of updates and renovations, it remains one of the finest venues for college basketball in the nation.

Most recently, Stegeman underwent a major, \$13 million facelift that was completed in time for the 2011 season. Every facet of this project -- from the expanded lobbies to the dramatic artwork that adorns either side -- was intended to heighten the fan experience at Bulldog home games.

In addition to basketball and gymnastics events, Stegeman has played host to a variety of events over the years. For two weeks of 1996, it welcomed the world as the competition venue for two sports at the Summer Olympic Games.





THE UNIVERSITY OF GEORGIA 1785



COLLEGE OF AGRICULTURAL AND ENVIRONMENTAL SCIENCES • FRANKLIN COLLEGE OF ARTS AND SCIENCES • EUGENE P. ODUM SCHOOL OF ECOLOGY • COLLEGE OF ENVIRONMENT AND DESIGN • C. HERMAN AND MARY VIRGINIA FERRY COLLEGE OF BUSINESS • SCHOOL OF SOCIAL WORK • COLLEGE OF EDUCATION • COLLEGE OF FAMILY AND CONSUMER SCIENCES • COLLEGE OF PUBLIC HEALTH • DANIEL B. WARNELL SCHOOL OF FORESTRY AND NATURAL RESOURCES • THE GRADUATE SCHOOL • COLLEGE OF PHARMACY • HENRY W. GRADY COLLEGE OF JOURNALISM AND MASS COMMUNICATION • SCHOOL OF LAW • SCHOOL OF PUBLIC AND INTERNATIONAL AFFAIRS • COLLEGE OF VETERINARY MEDICINE • MEDICAL COLLEGE OF GEORGIA/UNIVERSITY OF GEORGIA MEDICAL PARTNERSHIP




georgiadogs.com

Game Day Experience

You have to search far and wide to find a game that's as much fun as Georgia's. The lights are bright. The band gets loud. The fans hug the court. They get there early, get crazy and stay to celebrate after the game.

The 21st century has ushered in a new era of enthusiasm for Georgia basketball at Stegeman Coliseum. In recent seasons, fans cranked the turnstiles at Stegeman more than period in the program's history. The Mark Fox era promises to continue the tradition of packed houses and rowdy patrons.





georgiadogs.com


Academic Success

Georgia's student-athletes enjoy the strongest academic support in the nation. The Rankin Smith Academic Center, just a stone's throw from Stegeman Coliseum, includes a wealth of resources and individual tutorial rooms. Built at a cost of \$7 million, this 31,000-square-foot center has over 60 computer work stations, a 230-seat study hall and a 55-seat "smart" classroom with high-speed Internet access at every seat.

Bulldogs That Have Graduated In the Mark Fox Era

Chris Barnes
Corey Butler
Albert Jackson
Ricky McPhee
Jeremy Price


Connor Nolte
Gerald Robinson
Tyler Whatley
Damien Wilkins
Terrance Woodbury



ALEC KESSLER

The shining light for academic success at Georgia is Alec Kessler, who won equal acclaim on the court and in the classroom. Kessler was an All-America forward for the Bulldogs in 1990. That year, he was also named Academic All-American of the Year, an honor bestowed upon the top student among all collegiate athletes.





Participants in Spring 2011 Commencement exercises included (L-R with Coach Fox) Chris Barnes, Connor Nolte and Jeremy Price.




SHANDON ANDERSON


Several UGA Basketball alumni have returned to complete their degrees long after their collegiate playing days. Most prominent among them is Shandon Anderson, a 2-time All-SEC forward in 1995-96. Anderson played 10 seasons in the NBA before coming back to Athens to finish work on his degree in Sociology.




Tradition + History



Zippy Morocco, Georgia's first
All-American, 1953



Vern Fleming,
All-American in 1984



Dominique Wilkins, All-American
in 1981-82, 2006 Hall of Fame
Inductee

Georgia has made its share of history on the hardwood. Over the past 100 years, there are plenty of heroes and historic moments, champions and championships. But the future is what this program is about now. Under head coach Mark Fox, the Bulldogs are aiming to become the best... and to stay that way for a long time.

Highlights of Georgia Basketball History

- 1983 Final Four
- 1990 SEC Championship
- 1983 SEC Tournament Championship
- 2008 SEC Tournament Championship
- Seven NCAA Tournament Appearances
- Ten NIT Appearances
- Thirty-one NBA Draft Picks
- Two NBA Draft Lottery Picks
- Hall of Fame Inductee Dominique Wilkins



Georgia captain Lamar Heard cuts down 1983 NCAA East Regional championship net.



Coach Hugh Durham and seniors Derrick Floyd, Lamar Heard and Terry Fair raise 1983 SEC Tournament championship trophy.



Sundiata Gaines, 2008 SEC Tournament MVP



Teammates Marshall Wilson (facing camera) and Litterial Green celebrate Georgia's 1990 SEC championship.


Pro + USA Basketball




A slew of Bulldog alumni have ultimately gained fame and fortune on the professional and international stages. Thirty-two Georgia basketball players have been selected in the annual NBA Draft, six in the first round.

Georgia's brightest star in the NBA galaxy is Dominique Wilkins. The 2-time UGA All-American played 14 seasons in the NBA and is one of just 12 players in the league's history to score 25,000 career points. The 9-time All-Star currently ranks 11th on the NBA's career scoring chart with 26,668 points.

A handful of Bulldogs have also made their mark with the USA Basketball program. Most notably, Vern Fleming and Willie Anderson represented their country as members of the U.S. Olympic teams, Fleming in 1984 and Anderson in 1988. In recent seasons, Howard "Trey" Thompkins won a gold medal as a star on the U.S. Under 19 team which won the World U19 Championship in 2009.




Dominique Wilkins,
Atlanta Hawks, 2006
Hall of Fame Inductee



Vern Fleming,
1984 U.S. Olympic Team




Shandon Anderson,
2006 NBA Champion Miami Heat



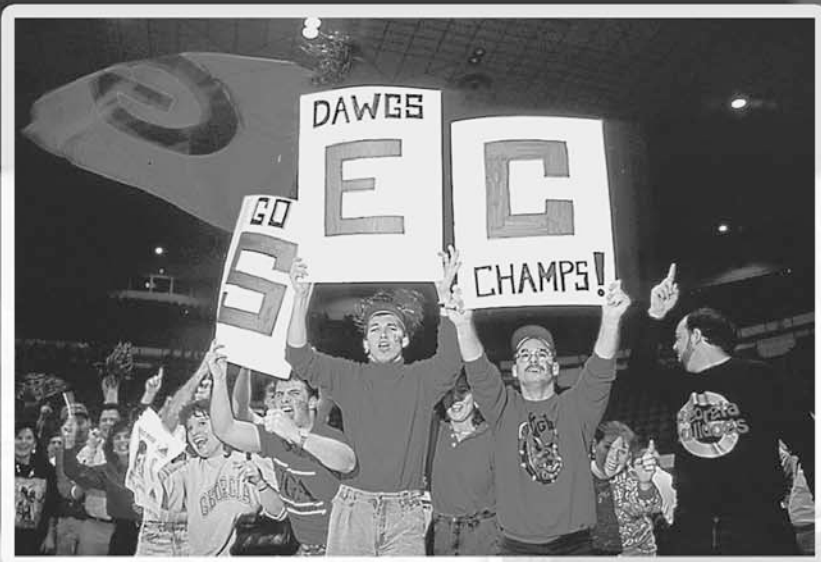
Trey Thompkins,
2009 World U19 Championship



Damien Wilkins,
Atlanta Hawks



Sundiata Gaines after a
game-winning shot in
2010 for the Utah Jazz.



Georgia won four games in three days to capture the championship of the tornado-stricken 2008 SEC Tournament.

Georgia fans traveled *en masse* to see the 1990 Bulldogs clinch the regular-season SEC championship at Auburn.



UGA Athletics

Athletic Director Greg McGarity



COMMITMENT

Georgia is a university that is COMMITTED to its student-athletes and coaches, and its student-athletes and coaches are COMMITTED to Georgia. The current head coaches have nearly 200 years combined experience leading Bulldogs teams to NCAA and SEC championships. With head coaches averaging an astounding 12 years at the helm of their programs, Georgia is clearly a university and athletic program where success is predicated on commitment.

FINANCIAL SUPPORT

To be a Georgia Bulldog means that you're among the elite of the elite. Every team at Georgia contends annually for championships in the powerful Southeastern Conference, as well as the NCAA. With an operating budget of more than \$84 million -- which ranks among the biggest in the country -- UGA gives its teams all the resources necessary to compete for championships and earn a degree.

FACILITIES

At the University of Georgia, we understand the importance of providing each team with the best possible competition and training facilities -- facilities that inspire and enhance student-athletes and coaches. With over \$100 million in facility improvements over the past five years, we strive to create an environment that enriches the lives of our student-athletes. Look across our campus -- from athletic to academic facilities -- and you'll quickly understand why we're the envy of programs across the nation.

ACADEMIC SUPPORT

No. 1 among our guiding principles is a responsibility to educate our student-athletes, ensuring they are provided the tools necessary to succeed academically. The Rankin M. Smith Center, located a stone's throw from Stegeman Coliseum, features all of these tools, as well as staff, needed to provide our student-athletes with a top-quality education.


POINTS OF PRIDE

- 23 national championships since 1998-99 (third in the nation).
- Average Director's Cup finish of 10th since 2000.
- Rank in the top 10 all-time in Division I for Academic All-Americans for all sports.
- 62 NCAA Post Graduate Scholarship Recipients.





UGA Football Tight End Aron White delivering the commencement speech, December 2010.



UGA Campus



“Something for Everyone”

That's the way to describe the academic, athletic and social experience at the University of Georgia. UGA is a leader among public universities nationally with a breadth and diversity of degree programs that rival any institution of higher learning. Programs in business, education, journalism, landscape architecture, law, math, public affairs and veterinary medicine all rank in the top 20 nationally. All told, Georgia offers more than 140 different degree programs. The UGA campus has grown in to a 615-acre masterpiece that ranks among the most picturesque in the nation.

QUICK FACTS

- Location:** Athens, Georgia
- Founded:** 1785
- Enrollment:** 34,677
- Nickname:** Bulldogs
- Colors:** Red and Black
- Conference:** Southeastern (Eastern Division)
- President:** Dr. Michael F. Adams
- Director of Athletics:** Greg McGarity
- Website:** www.georgiadogs.com





Athens, Georgia



A PREMIER COLLEGE TOWN

Athens' Broad Street is all that separates the University of Georgia's historic North Campus from a vibrant downtown community filled with restaurants, eclectic shopping and the friendly charm of the South. Athens has carved its own international identity by mixing the best of on-campus academic and athletic opportunities with the individualistic pursuits of a music scene that has turned local artists into worldwide superstars.

SI Sports Illustrated .com

BEST COLLEGE SPORTS TOWNS

1. Madison, Wisconsin
2. ATHENS
3. Austin, Texas
4. Gainesville, Florida
5. Boulder, Colorado

Rolling Stone

HOT COLLEGE MUSIC SCENES

1. ATHENS
2. Austin, Texas
3. Cambridge, Massachusetts
4. Chapel Hill, North Carolina
5. Madison, Wisconsin

THE ATHENIAN OATH

We will never bring disgrace on this our City by an act of dishonesty or cowardice.
We will fight for the ideals and Sacred Things of the City both alone and with many.
We will revere and obey the City's laws and will do our best to incite a like reverence and respect in those above us who are prone to annul them or set them at naught.
We will strive increasingly to quicken the public's sense of civic duty.
Thus in all these ways we will transmit this City, not only not less, but greater and more beautiful than it was transmitted to us.

This oath was taken by the youth of ancient Athens when they reached the age of seventeen.

ATHENA



GEORGIA THEATRE
PLEASE ALLOW ME TO
RE-INTRODUCE MYSELF

ATHLEST
music & arts
festival





2011-12 Schedule

OUTLOOK
PLAYERS
STAFF
OPPONENTS
REVIEW
RECORDS
HISTORY
MEDIA


Date (Day)	Opponent (TV)	Site	Tipoff
Nov. 4 (Fri.)	Morehouse (Exhibition)	Athens	7:00 p.m.
Nov. 11 (Fri.)	Wofford (CSS)	Athens	8:00 p.m.
Nov. 13 (Sun.)	Bowling Green# (ESPNU)	Athens	6:00 p.m.
Nov. 16 (Wed.)	South Dakota State#	Athens	7:00 p.m.
Nov. 21 (Mon.)	California# (ESPN2)	Kansas City, Mo.	9:45 p.m.
Nov. 22 (Tues.)	Missouri/Notre Dame# (ESPN2 or ESPNU)	Kansas City, Mo.	7:45 / 10:00 p.m.
Nov. 25 (Fri.)	at Xavier (FSS)	Cincinnati, Ohio	8:00 p.m.
Nov. 28 (Mon.)	at Colorado (FSN)	Boulder, Colo.	8:30 p.m.
Dec. 2 (Fri.)	Cincinnati* (ESPNU)	Athens	7:00 p.m.
Dec. 7 (Wed.)	Georgia Tech (FSS)	Athens	7:00 p.m.
Dec. 17 (Sat.)	Southern Cal (FSN)	Los Angeles, Calif.	10:00 p.m.
Dec. 20 (Tues.)	Mercer (CSS)	Athens	7:00 p.m.
Dec. 23 (Fri.)	Furman (CSS)	Athens	7:00 p.m.
Dec. 27 (Tues.)	Winthrop (CSS)	Athens	7:00 p.m.
Dec. 30 (Fri.)	Delaware State	Athens	2:00 p.m.
Jan. 7 (Sat.)	Alabama (FSS)	Athens	7:00 p.m.
Jan. 10 (Tues)	at Florida (ESPN)	Gainesville, Fla.	7:00 p.m.
Jan. 14 (Sat.)	at Vanderbilt (SECN)	Nashville, Tenn.	4:00 p.m.
Jan. 18 (Wed.)	Tennessee (SECN)	Athens	8:00 p.m.
Jan. 21 (Sat.)	Ole Miss (SECN)	Athens	4:00 p.m.
Jan. 24 (Tues.)	Kentucky (ESPN)	Athens	9:00 p.m.
Feb. 1 (Wed.)	at Auburn (SECN)	Auburn, Ala.	8:00 p.m.
Feb. 4 (Sat.)	at Tennessee (FSS)	Knoxville, Tenn.	8:00 p.m.
Feb. 8 (Wed.)	Arkansas (SECN)	Athens	8:00 p.m.
Feb. 11 (Sat.)	at Mississippi State (SECN)	Starkville, Miss.	7:00 p.m.
Feb. 15 (Wed.)	at South Carolina (CSS)	Columbia, S.C.	7:00 p.m.
Feb. 19 (Sun.)	Vanderbilt (FSS)	Athens	1:00 p.m.
Feb. 22 (Wed.)	at LSU (SECN)	Baton Rouge, La.	8:00 p.m.
Feb. 25 (Sat.)	Florida (SECN)	Athens	4:00 p.m.
Mar. 1 (Thurs.)	at Kentucky (ESPN/ESPN2)	Lexington, Ky.	9:00 p.m.
Mar. 3 (Sat.)	South Carolina (SECN)	Athens	1:30 p.m.
Mar. 8-11 (Thu-Sun.)	SEC Tournament	New Orleans, La.	TBA

#Progressive CBE (College Basketball Experience) Classic

*Big East / SEC Invitational

TV: CSS = Comcast Sports Southeast FSS = Fox Sports South FSN = Fox Sports Network

All times Eastern



Outlook For 2011-12

GEORGIA



Outlook for 2011-12

OUTLOOK

PLAYERS

STAFF

OPPONENTS

REVIEW

RECORDS

HISTORY

MEDIA

Carrying the Torch



Four seniors will shepherd an otherwise young Bulldog squad in 2012.

Georgia basketball has made real, tangible progress in the two-year tenure of head coach Mark Fox. The signs are everywhere — in the classroom, on the court, in the facilities, in the forum of public opinion.



Nowhere has this progress been more prominent than in the on-court results. From a 14-17 worksheet in Fox's first year to 21-12 last season, the Bulldogs have begun an ascension to, as Fox himself put it, "relevance."

In order to continue this climb, however, the 2012 Georgia squad will be challenged, to say the least. While its first-string backcourt returns intact and full of experience, the Bulldog frontcourt is virtually the opposite. All three starters from last season, as well as the sixth man, are gone, thanks to graduation and early departures to the professional ranks. The latter cause will certainly challenge Georgia on its upward progression.

"Really, what we're experiencing is, when guys leave early, this is one of the issues that you deal with," Fox said. "When you develop a plan and a guy leaves early, it throws a wrench in that plan. And we had two leave early."

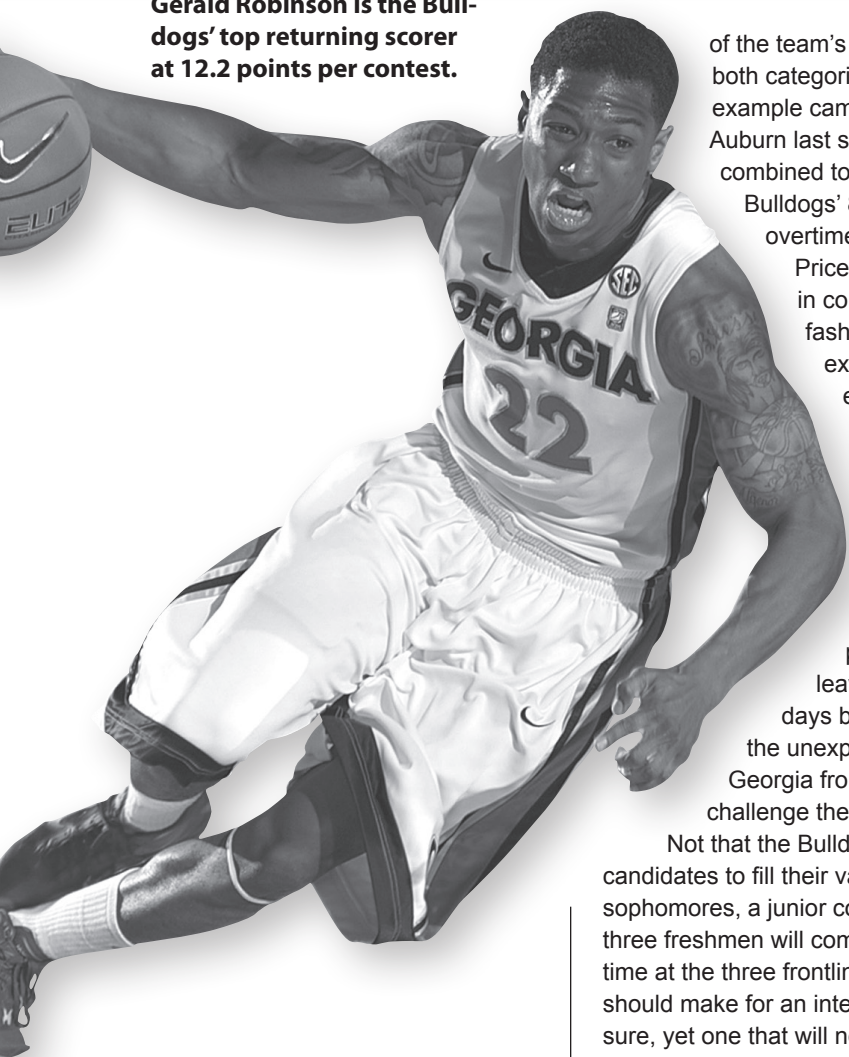
Last season was indeed a breakthrough of sorts for the Georgia program. The Bulldogs

Connor Nolte (left) and Dustin Ware comprise half of Georgia's 2012 senior class.

Outlook for 2011-12



Gerald Robinson is the Bulldogs' top returning scorer at 12.2 points per contest.



of the team's entire output in both categories. Their best example came in against Auburn last season, when they combined to score 56 of the Bulldogs' 81 points in their overtime victory.

Price departed Athens in conventional fashion, by exhausting his eligibility and also by graduating at the end of his senior year. Thompkins and Leslie, however, opted to turn professional and leave their collegiate days behind. Hence, the unexpected void in the Georgia frontcourt that will challenge the 2012 squad.

Not that the Bulldogs are short on candidates to fill their vacancies. Two sophomores, a junior college transfer and three freshmen will compete for playing time at the three frontline positions. It should make for an interesting battle, for sure, yet one that will no doubt produce a young, inexperienced group of competitors.

"We're going to have to establish new roles for everyone because we're so inexperienced," Fox said. "We do have a senior backcourt, which should be to our advantage, but we're not experienced anywhere else, at any other position or off the bench."

An opposite take on such uncertainty, perhaps different from last year's Georgia team, will be its learning curve.

The arc of improvement for the current squad, should continue upward as the season transpires.

"Sure, the lack of experience is a concern in the preseason, but it does allow your team to improve during the entire season," Fox added. "This team should get better throughout the year because there's just so much to learn."

And then this little bit of perspective: "Two years ago we had 14 new players to the system. Last year we had a pretty experienced group. This year we're not nearly as blind to what we're doing as we were in Year One."

As the 2012 season commences, the following is a best-guess breakdown of the Bulldogs' personnel:

Backcourt

There's no doubting the strength of this team lies in its two returning starters in the backcourt. The presence of seniors **Dustin Ware** and **Gerald Robinson** give Georgia a luxury of experience that few collegiate teams can match.

Ware has held down the starter's job at point guard for Georgia since midway through his freshman season of 2009. He steered the team through the tumultuous waters of a coaching change, picking

up Fox's new system seamlessly with his even-keeled approach.

Ware's game has improved incrementally each year until the most recent season

"This team should get better throughout the year because there's just so much to learn."

— **Mark Fox**

was his best yet. Sharing the ballhandling duties with Robinson — not to mention sharing the floor with some talented scorers — produced bountiful results for the diminutive guard. He led the SEC and ranked among the nation's top five throughout the 2011 season in assist-to-

won 20 games for the first time in 13 years and for just the 11th time in school history. They posted a winning record in SEC play for the first time since 1997. Along the way they reached milestones all over the place:

- First at-large NCAA Tournament berth since 2001.
- First AP Top 25 ranking since 2003.
- More road wins (7) than in the previous three years combined.
- Highest SEC finish (t3rd in East) since 2003.

Frontcourt starters **Jeremy Price**, **Trey Thompkins** and **Travis Leslie** had played vital roles in the evolution of Georgia basketball since 2008. Each earned some form of All-SEC recognition during his career. Last year alone, this trio scored over 40 points and pulled down 20 rebounds per game, nearly 60 percent



Outlook for 2011-12

OUTLOOK
PLAYERS
STAFF
OPPONENTS
REVIEW
RECORDS
HISTORY
MEDIA

turnover ratio, that key measuring stick for point guards. Playing a team-high 33 minutes per game, Ware committed just 39 miscues all season.

In addition, he entered his junior season as a career 37 percent shooter from 3-point range. However, his 44 percent performance from beyond the stripe ranks as the fifth-best season in UGA history.

Fox is demonstrative in heaping high praise upon his senior leader. "He epitomizes what this experience should be about," he said. "He's improved every year. He's going to leave here with a degree. He's going to max out his potential as a

player and leave Georgia really ready to step into the world and be successful. And because Dustin has been such a great example, that means a lot to our program."

With so many of his cohorts gone from last season, Ware will be challenged to match his own level of performance. So where did he himself see room for improvement? He has reported for his final season almost 10 pounds lighter than any previous weight. "He'll be much more

— — — — —
"Because Dustin (Ware) has been such a great example, that means a lot to our program."
 — — — — —

— **Mark Fox**

athletic, a more explosive player this year," Fox said. "That was a way that Dustin saw he could get better and he has worked hard to achieve it." Robinson, meanwhile, "changed the

program" in one year, says Fox. Not by himself, mind you, but he introduced an element of speed that the Bulldogs lacked in 2010. And that extra gear of speed perhaps enabled the Bulldogs to post a 7-game improvement.

As a complimentary player last season,



Sophomore Marcus Thornton is Georgia's most experienced front-court returnee.

Frontcourt Breakdown

'3' Position (Wing)

Starter Lost Ht., Wt., Cl., Exp..... **Hometown**
 Travis Leslie 6-4, 205, Jr., 2L Decatur, Ga.
2010-11 Averages: 14.4 ppg, 7.2 rpg, 2.9 apg, 49% FGs, 80% FTs
Leslie Notes: Head & shoulders above all other Bulldogs athletically...one of the Bulldogs' most improved players...became UGA's 41st 1,000-point scorer late in 2011...selected by the L.A. Clippers in the 2nd round of the 2011 NBA Draft as an early entry.
Replacement Candidates: **Connor Nolte** (6-7, Sr.) Started 3 early-season games in 2011...**Kentavious Caldwell-Pope** (6-5, Fr.) Newcomer with an abundance of talent and a knack for scoring...highly decorated as a high schooler. Sophomore **Marcus Thornton** (6-7) is also a possibility here.

'4' Position (Forward)

Starter Lost Ht., Wt., Cl., Exp..... **Hometown**
 Trey Thompkins 6-10, 247, Jr., 2L Lithonia, Ga.
2010-11 Averages: 16.4 ppg, 7.6 rpg, 1.4 apg, 1.7 bpg, 48.1%
Thompkins Notes: All-SEC first team for 2nd straight year...Scored nearly 1,400 career points in three seasons...selected by the L.A. Clippers in the 2nd round of the 2011 NBA Draft as an early entry.
Other Candidates: A wide pool of candidates will compete for time here, most prominently Thornton and **Donte' Williams** (6-9), as well as freshmen **Nemanja Djuricic** (6-8), **John Cannon** (6-10) and **Tim Dixon** (6-9).

'5' Position (Center)

Starter Lost: Ht., Wt., Cl., Exp. **Hometown**
 Jeremy Price..... 6-8, 270, Sr., 3L..... Decatur, Ga.
2010-11 Averages: 9.3 ppg, 5.0 rpg, 49% FGs, 76% FTs
Price Notes: Big, strong and gifted athletically, Price saved some of his best basketball for his final season.
Top Candidates: D. Williams, Juco transfer John Florveus (6-11, Jr.), Cannon and Dixon should battle for court time.

Outlook for 2011-12

OUTLOOK

PLAYERS

STAFF

OPONENTS

REVIEW

RECORDS

HISTORY

MEDIA

Robinson scored over 12 points per game and, just as important, handed out 133 assists, most by a Bulldog in eight years. Those are impressive numbers by anyone cast in a supporting role.

With a much greater role this season, the Nashville native should make a more indelible imprint as a senior. "I want Gerald to be more aggressive this season," Fox said. "I thought last year at times he was a bit hesitant because he had some other good players around him and he wanted to make sure they were happy, too. But we need him to be a little more aggressive and build on last year."

And like Ware, Robinson will certainly be summoned for a leadership role in 2012, something that should suit the college graduate just fine. "He's a great example for every kid that comes into our program," Fox said. "He's someone we can point to. Once kids come into the program and see winners and see how they do it, it naturally becomes easier for them to follow in their footsteps."

"We need Gerald (Robinson) to be a little more aggressive this year and build on last season."

— Mark Fox

Ware and Robinson will likely share primary ballhandling duties in their final season together. They are sufficiently spelled

by veteran backups at the point in senior **Matt Bucklin** and junior **Vincent Williams**. The former, once a walk-on, earned a scholarship in 2010, not to mention the respect of his teammates and coaches. Williams, meanwhile, is fully capable of running the point and playing stellar defense on the perimeter. He may be the most athletic member of Georgia's backcourt corps.


On paper at least, the Bulldogs feature just one

other exclusive guard, junior **Sherrard Brantley**. The Dublin, Ga., native showed a hot shooting hand at times in his first year of 2011. Comfort and familiarity with the Georgia system could result in a more expanded role for the junior marksman.

In reality, however, Georgia will welcome the arrival of **Kentavious Caldwell-Pope** as another guard with the size of a small forward. Regardless of his physical stature, Caldwell-Pope's on-court talents will necessitate finding a suitable place for him in the rotation.

The lanky Georgian built a prep resume that hasn't been rivaled by any recent Bulldog freshman. He's the first McDonald's All-America player to wear the red & black since **Carlos Strong** in 1992. Most important, his ability to score in bunches will be a valuable addition to a Georgia lineup so badly in need of a

Sherrard Brantley played a key role as the Bulldogs' reserve sharpshooter last season.



Backcourt Breakdown

Point Guard

Returning Starter:.....Ht., Wt., Cl., Exp..... **Hometown**

Dustin Ware..... 5-11, 172, Sr., 3L..... Powder Springs, Ga.

2010-11 Averages: 8.0 ppg, 2.9 rpg, 3.5 apg

Ware notes: Rock steady for nearly three seasons as Georgia's No. 1 point guard...Led SEC and ranked 5th nationally in A/TO Ratio.

Other Candidates: **Vincent Williams** (6-0, Jr.) is a fully capable and experienced backup. Former walk-on **Matt Bucklin** (6-0, Sr.) appeared in nine games last season.

'2' Guard

Returning Starter:.....Ht., Wt., Cl., Exp..... **Hometown**

Gerald Robinson, Jr..... 6-1, 180, Sr., 1L..... Nashville, Tenn.

2010-11 Averages: 12.2 ppg, 2.7 rpg, 4.0 apg

Robinson Notes: Proved to be a difference maker in his first season at Georgia. Also the Bulldogs' top perimeter defender.

Other Candidates: **Sherrard Brantley** (6-2, Jr.) displayed at times an accurate stroke from long range. He'll get a worthy amount of court time.

Kentavious Caldwell-Pope (6-5, Fr.) could get some playing time here. Scoring ability will necessitate finding him a spot on the court. Backup duty provided by walk-on **Elliott Long** (6-4, RFr.), who redshirted as a true freshman last year.



Outlook for 2011-12

OUTLOOK
PLAYERS
STAFF
OPPONENTS
REVIEW
RECORDS
HISTORY
MEDIA

boost.

“Kentavious just has a terrific ability to put the ball in the basket, whether it’s shooting the three or putting the ball on the floor,” Fox said. “He’s extremely coachable and has a great demeanor on the floor.”

Dustin Ware, the Bulldogs’ 5-11 senior point guard, is Georgia’s top returning rebounder at 2.9 boards per game.

Frontcourt

Last season Georgia was the SEC’s top rebounding team in league play. Indeed, the Bulldogs outdid their conference foes by 6.3 boards per game and posted a double-digit margin four times in the SEC schedule. This season, however, Georgia has much work to do if its frontline personnel are to match their predecessors. It is here that the early departures of Thompkins and Leslie have hit especially hard.

Statistically, the void is inescapable. Ware, the 5-11 senior point guard, is Georgia’s top returning rebounder at 2.9 boards per game.

Just three returning players logged measurable playing time in the frontcourt: senior **Connor Nolte**, as well as sophomores **Marcus Thornton** and **Donte’ Williams**. Their numbers will be called early, for sure, and their second-year progress may be an accurate barometer for the Bulldogs’ overall success this season.

Thornton and Williams both found it a challenge to earn playing time behind such experienced veterans. Though their offensive roles were minor, each displayed enough moments of promise as freshmen, enough to hint of an auspicious future. Nolte, meanwhile, started three early-season games in 2011 and built a key on-court niche for himself in spot duty.

Fox and his staff have brought four newcomers into the mix, each with the prospect of contributing in the near future.

Junior-college transfer **John Florveus** has made tremendous progress in his short time on campus. Coaches have lauded his willingness to work and learn the Georgia


system. Freshman **Nemanja Djuricic**, a 6-8 native Montenegrin by way South Kent School in Connecticut, has also drawn praise for his all-around basketball smarts. Both stand a solid chance to earn playing time early in their careers.

Two additional freshmen, 6-10 **John Cannon** and 6-9 **Tim Dixon**, will get opportunities to contribute as rookies. Both have the size necessary to compete at the collegiate level and they have also earned the praise of their coaches for their work ethic and attitude.

Even Fox readily says that the 2012 Bulldogs are “starting from scratch” with their roster of inside players. It’s certainly a challenge for any college team to overcome the depth and breadth of attrition that Georgia experienced in the offseason.

Just how effectively the Bulldogs rebuild in key places will determine whether the program can maintain its upward mobility of the past two seasons.

Sophomore **Donte’ Williams** will be called upon much more often in his second season as a Bulldog.





2011-12 Roster Information

Letterwinners Returning (8, listed in descending PPG average; *2011 Starter)

No.	Name	Pos.	Ht.	Wt.	Cl.-Exp.	Hometown (Prev. School)	G-GS	PPG	RPG	APG
22	Gerald Robinson, Jr.*	G	6-1	180	Sr.-1L.	Nashville, Tenn. (MLK / Tenn. State Univ.)	33-32	12.2	2.7	4.0
3	Dustin Ware*	G	5-11	172	Sr.-3L	Powder Springs, Ga. (N. Cobb Christian)	33-33	8.0	2.9	3.5
23	Sherrard Brantley	G	6-2	185	Jr.-1L.	Dublin, Ga. (Dublin / NW Florida State CC)	32-0	2.9	1.0	0.7
20	Connor Nolte	F	6-7	215	Sr.-1L.	Alpharetta, Ga. (Milton / Furman Univ.)	23-3	1.7	1.7	0.5
2	Marcus J. Thornton	F	6-7	235	So.-1L	Atlanta, Ga. (Westlake)	32-0	1.5	1.9	0.3
15	Donte Williams	F	6-9	215	So.-1L	Ellenwood, Ga. (Miller Grove)	30-0	0.8	1.2	0.3
11	Vincent Williams	G	6-0	160	Jr.-2L	Homestead, Fla. (North Dade)	20-0	0.7	0.4	0.7
12	Matt Bucklin	G	6-0	170	Sr.-2L	Marietta, Ga. (Pope)	9-0	0.4	0.2	0.2

Newcomers (6, listed in alphabetical order)

No.	Name	Pos.	Ht.	Wt.	Cl.-Exp.	Hometown (Prev. School)
1	Kentavious Caldwell-Pope	G	6-5	200	Fr.-HS	Greenville, Ga. (Greenville)
41	John Cannon	C	6-10	245	Fr.-HS	Burnsville, N.C. (Mountain Heritage)
5	Tim Dixon	F/C	6-9	225	Fr.-HS	Columbus, Ga. (Oldsmar, Fla., Christian)
42	Nemanja Djuriscic	F	6-8	220	Fr.-HS	Podgorica, Montenegro (South Kent, Conn.)
32	John Florveus	F/C	6-11	230	Jr.-Tr.	Miami, Fla. (Hillsborough, Fla., CC)
10	Elliott Long	G/F	6-4	195	RFr.-SQ	Norcross, Ga. (Greater Atlanta Christian)

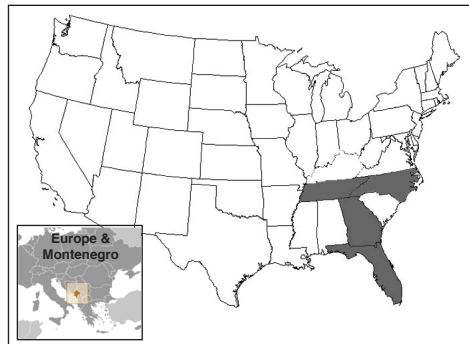
Letterwinners Lost (4, listed in descending PPG average; *2011 Starter)

No.	Name	Pos.	Ht.	Wt.	Cl.-Exp.	Hometown (Prev. School)	G-GS	PPG	RPG	APG
33	Trey Thompkins*	F	6-10	245	Jr.-2L	Lithonia, Ga. (Wesleyan School)	30-29	16.4	7.6	1.4
1	Travis Leslie*	F	6-4	205	Jr.-2L	Decatur, Ga. (Columbia)	33-33	14.4	7.2	2.9
50	Jeremy Price*	F	6-8	270	Sr.-3L	Decatur, Ga. (Columbia)	33-32	9.3	5.0	0.7
4	Chris Barnes	F	6-8	240	Sr.-3L	College Park, Ga. (Riverdale)	32-3	3.3	3.7	0.4

OUTLOOK
PLAYERS
STAFF
OPONENTS
REVIEW
RECORDS
HISTORY
MEDIA

Roster Miscellany

- **Starters Returning (2):** Guards - Dustin Ware, Gerald Robinson; Forward Connor Nolte also started three early-season games in 2010-11.
- **Starters Lost (3):** Forwards - Travis Leslie, Trey Thompkins. Center - Jeremy Price.
- **Lettermen Returning:** 8 (Listed above)
- **Lettermen Lost:** 4 (Listed above)
- **Newcomers:** 6 (Listed above...1 red-shirt freshman, 1 junior college transfer, 4 high school products)
- **Seniors (4):** Matt Bucklin, Connor Nolte, Gerald Robinson and Dustin Ware.
- **Juniors (3):** Sherrard Brantley, John Florveus, Vincent Williams
- **Sophomores (2):** Marcus Thornton, Donte Williams
- **Freshman (4):** Kentavious Caldwell-Pope, John Cannon, Nemanja Djuriscic, Tim Dixon, Elliott Long
- **Players by State/Country:** Georgia (10) - Matt Bucklin, Kentavious Caldwell-Pope, Elliott Long, Connor Nolte, Marcus Thornton, Dustin Ware, Donte Williams. Florida (2) - Vince Williams, John Florveus; North Carolina: John



- Cannon; Tennessee (1) - Gerald Robinson, Jr. Montenegro (1) - Nemanja Djuriscic
- **Tallest Players:** John Florveus is 6 feet, 11 inches tall. John Cannon is 6 feet, 10 inches tall.
- **Shortest Players:** Dustin Ware is 5 feet, 11 inches tall. Matt Bucklin and Vince Williams are both 6 feet tall.
- **Heaviest Player:** John Cannon, 245 lbs.
- **Lightest Player:** Vince Williams, 160 pounds.
- **Oldest:** Gerald Robinson (will turn 23 on Feb. 10 of this season).
- **Youngest:** Kentavious Caldwell-Pope (will turn 19 on Feb. 18)
- **In-Season Birthdays:** Tim Dixon (Nov.

4), John Cannon (Nov. 22), Elliott Long (Jan. 16), Vincent Williams (Jan. 17), Gerald Robinson, Jr. (Feb. 10), Kentavious Caldwell-Pope (Feb. 18), Nemanja Djuriscic (Feb. 23)

• Returning Statistical Leaders

Scoring
Gerald Robinson..... 12.2 ppg
Dustin Ware..... 8.0 ppg

Rebounding
Dustin Ware..... 2.9 rpg
Gerald Robinson..... 2.2 rpg

Assists
Gerald Robinson..... 4.0 apg
Dustin Ware..... 3.5 apg

Minutes
Dustin Ware..... 33.2 mpg
Gerald Robinson..... 32.4 mpg

• **Percentage of Returning Players by Statistics**
886 of 2,267 points..... 39%
370 of 1,112 indiv. rebounds..... 33%
321 of 495 assists..... 65%
3,411 of 6,750 minutes..... 51%

• **Pronunciations**
Nemanja Djuriscic = ni - MAHN - ya JUR - i - sich
John Florveus = FLOR - vee - uhs
Kentavious Caldwell-Pope = ken-TAY-vee-uhs



2011-12 Notebook

OUTLOOK
PLAYERS
STAFF
OPPONENTS
REVIEW
RECORDS
HISTORY
MEDIA

Bulldogs Ranked Ninth Nationally in Attendance Increase for 2011

The Georgia men's basketball program reported an increase in average home attendance of 1,416 fans from 2010 to the 2011 season. That increase ranked ninth among all NCAA Division I programs, according to the season's-end attendance report released by the NCAA.

Georgia drew 131,998 fans to 16 home dates during the 2010-11 season for a per-game average of 8,250. Average attendance in the previous year was 6,834. The Bulldogs were the only Southeastern Conference school to rank among the nation's top 20 in this category. Of the eight schools listed ahead of Georgia, seven played in the postseason, including the top four: BYU, San Diego State, Louisville and St. John's.

About the Schedule

Georgia's schedule features as many as 17 games that could come against teams that played in the 2011 postseason. In addition to the SEC, other so-called "power" leagues represented on the Bulldogs 2012 schedule include the following:

Atlantic Coast: Georgia Tech

Atlantic Ten: Xavier

Big East: Cincinnati, Notre Dame

Big Twelve: Missouri

Pac-12: California, Colorado, Southern Cal

Additionally, the Bulldogs are slated for at least 16 national television dates and 12 more regional TV appearances. They've been tabbed twice as part of ESPN's "Super Tuesday" coverage of college basketball, both times against SEC Eastern Division rivals: Jan. 10 at Florida and two weeks later at home against Kentucky.

Bulldogs, Bearcats in Challenge

Georgia will play host to Cincinnati on Friday, Dec. 2 as part of the expanded Big East/SEC Challenge event. The UGA-


UC matchup is one of four games on Dec. 2, the middle day of the 3-day event, all of which will be televised by the ESPN family of networks. This will mark the first-ever meeting between Georgia and Cincinnati, both of whom earned at-large berths in the 2011 NCAA Tournament. This is the fifth year that the SEC and Big East have played each other as part of an in-season event, with the overall series tied at 8-8. For the first time, however, all 12 SEC schools will play against 12 of the 16 Big East teams, with all games taking place at campus sites.

This will be Georgia's second appearance in this event. The 2010 Bulldogs dropped a 66-56 decision to St. John's in the 2009 Challenge in a game played at Madison Square Garden.

"Masters" of their Field

Two Bulldogs, **Gerald Robinson** and **Connor Nolte**, will be playing the 2011-12 season while pursuing master's degrees. Both transferred to UGA in 2010, Robinson from Tennessee State and Nolte from Furman. Each completed his undergraduate degree and participated in commencement services in 2011. Robinson, whose bachelor's degree is in Speech Communication, is working towards a master's in Adult Education. Nolte earned his first degree in Marketing and is now earning his graduate degree in Sport Management.

Their graduation helped to mark a banner year, academically speaking, for the Bulldogs. Also earning diplomas in the spring of 2011 were Georgia's two 4-year seniors, **Chris Barnes** and **Jeremy Price**. The Bulldogs' next group of 4-year seniors



Gerald Robinson became the fourth Bulldog to graduate in 2011 when he participated in commencement exercises on August 6.

is also due to graduate next spring: **Matt Bucklin** and **Dustin Ware**.

"Green As The New York Jets"

As his Bulldogs prepared to begin the 2012 season, head coach Mark Fox alluded to the NFL's New York Jets in describing the team's lack of experience. And he's not too far off. Aside from seniors Dustin Ware and Gerald Robinson, fellow senior Connor Nolte is Georgia's only other player to have ever started in a college basketball game prior to the 2012 season. Nolte started the Bulldogs' first three games of last season and he also started 15 of 60 games as a freshman and sophomore at Furman University in 2008-09.

Early Exits Uncommon at UGA

In the program's history, Georgia has had just five players leave school early and get selected in the NBA Draft, led by **Dominique Wilkins** in 1981. Two of those five came last spring in forwards **Trey Thompkins** and **Travis Leslie**.

Early Entry Draftees from UGA

Year	Player	Team	Comment
1981	Dominique Wilkins	Utah	16 yrs. in NBA...Hall of Fame inductee
1999	Jumaine Jones	Atlanta	8 yrs. in NBA...Currently plays in Italy
2003	Jarvis Hayes	Wash.	7 yrs. in NBA...Currently plays in Russia
2011	Travis Leslie	L.A.C.	Yet to play
	Trey Thompkins	L.A.C.	Yet to play

2011-12 Notebook



Stegeman Coliseum's new court, as it appeared last March at the NCAA Women's Regional Championship in Dallas, Texas.

Upgrades to Stegeman Court, Sound

Just one year after a \$13 million cosmetic facelift to Stegeman Coliseum, the 48-year-old arena received two major upgrades in the offseason. A new state-of-the-art sound system was installed during the summer months by Baker Audio of Norcross, Ga., at a cost of nearly \$620,000. In addition, the Bulldogs will enjoy playing on a nearly-new playing court. The UGA Athletic Association purchased the playing surface from the NCAA, which installed it for its 2011 Women's Regional at American Airlines Arena in Dallas, Texas. Typically, the NCAA hires Connor Sport Court International of Amasa, Mich., to manufacture courts for its eight Regional sites, as well as the two Final Four sites. It then sells the slightly-used courts to interested schools. Total cost for purchasing, resanding and finishing the floor for use in Stegeman Coliseum: \$90,000.

KCP the Latest McD's All-American

When **Kentavious Caldwell-Pope** was named a 2011 McDonald's All-American, it had been almost 20 years since the last Georgia signee earned the prestigious honor. Athens' own **Carlos Strong** arrived on campus in 1992 as a McD's appointee.

Technically, **Damien Wilkins** was the most recent McDonald's All-American to play at Georgia, but he signed with and played at N.C. State for two seasons before transferring to UGA in 2002.

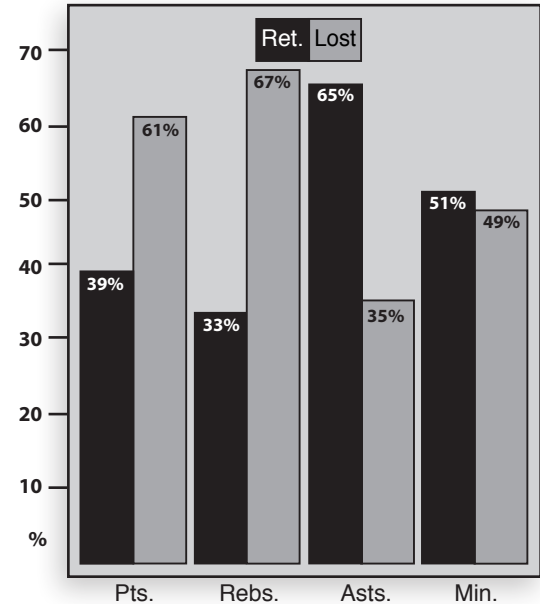
UGA signed five McD's all-stars in a 3-year span from 1979-82. They formed the nucleus of the group that reached the 1983 NCAA Final Four.

SEC Race, Tournament to Have Different Looks in 2012

Just shy of their 20th birthdays, the SEC Eastern and Western Divisions have seen their final days. The league's basketball coaches voted first, followed by its ADs and then its presidents and chancellors, to adopt a 1-12 seeding in the conference post-season tournament, with byes going to the top four finishers. All teams will play the unbalanced, 16-game schedule for the coming season but will increase that total for the 2013 campaign, likely to 18 games, as it was before the SEC was pared into divisions for the 1991-92 season.

The SEC Tournament returns this season to New Orleans for the third time ever, but for the first time at the New Orleans Arena, home to the NBA's Hornets. Georgia did not play in the last tournament at New Orleans in 2003.

What the Bulldogs Return/Lose in 2012



Rule Changes to Look For in 2012

The NCAA Men's Basketball Rules approved a number of rules changes for the 2012 season, some significant, others not so much. Among the most prominent changes include:

- The addition of the 3-ft arc under the basket (similar to the NBA) where a defender is not considered legal for the purpose of drawing a charge.
- The elimination of the term "intentional foul," to be replaced with Flagrant 1 (which features much of the same rationale as the previous intentional foul rule as well as elbow contact above the shoulders of an opponent) and Flagrant 2 (previously known as flagrant foul). Flagrant 1 = 2 shots and ball; Flagrant 2 = 2 shots and ball + ejection of the offender.
- Officials' jurisdiction now extends 30 minutes prior to tipoff. At least one official has to remain on the floor the entirety of that time period leading to tip-off.
- Timeout administration: The NCAA is attempting to quicken the pace of teams' return to the court after a timeout. Officials are now instructed to give a team a formal warning the first time they are not ready to play at the time of the second horn. For subsequent offenses, the official shall put the ball in play by setting it on the floor and starting his 5-second count.
- Finally, this rule change does not affect the men's game, but there will now be a single 3-point line in men's and women's basketball at 20 feet, 9 inches.

McDonald's HS All-Americans to Play at Georgia

Year	Player	Comment
1979	Dominique Wilkins	UGA's #4 all-time scorer...Hall of Fame inductee
1979	Terry Fair	UGA's #8 all-time scorer, #2 rebounder
1980	James Banks	UGA's #11 career scorer; key player in '83 FF team
1980	Vern Fleming	UGA's #3 career scorer, '84 Olympian, 12-year pro
1982	Donald Hartry	Key player on 3 post-season Bulldog teams
1988	Litterial Green	UGA's career scoring leader, #3 assist leader, 5-yr pro
1989	Shaun Golden	Frosh on '90 SEC Champ. team; Co-Capt. of '93 team
1999	Damien Wilkins	Transferred to UGA from N.C. State; 7-year NBA vet.
2011	Ken. Caldwell-Pope	Freshman on the current Georgia team



Q & A with Mark Fox

OUTLOOK
PLAYERS
STAFF
OPPONENTS
REVIEW
RECORDS
HISTORY
MEDIA

Q. What will the preseason look like for you and your program?

A. "The preseason is an exciting time of year for us. We get to do what we love to do and that's going to the gym and start working with our team. We have new faces and our staff is excited to coach. We have had a tremendous offseason. I can't say that any kid hasn't had a better off-season; each player has worked really hard. Now that doesn't mean that we don't have a lot of room to grow. Our team is excited about the beginning of the year I know they are glad that the conditioning and the fall work is over."

Q. Will your team's style of play change because of its makeup?

A. Still put a premium on building a good defense and premium on good shot selection. Want to be able to create more possessions and take more good shots. This team is more mobile much more mobile than the previous team, and probably a better shooting team. Hopefully have more possessions and play quicker, but still maintain an emphasis on taking good shots and defending on the other end.

Q. Who's going to score for this team?

A. "I think you'll see scoring by committee. I think Dustin and Gerald have proven their ability to score, but they need scoring up front. We need another wing scorer. And this is a good-shooting team. Up front, though, we have no proven scorers. We're starting from scratch there.

"Really, what we're experiencing is, when guys leave early, this is one of the issues that you deal with. When you develop a plan and a guy leaves early, it throws a wrench in that plan. And we had two leave early."

Q. What position do you anticipate Kentavious Caldwell-Pope playing this season?

A. "Now, Kentavious is taller than Travis Leslie. If he ends up in the '3' spot some, some might consider it three guards. I think he naturally fits there. You may see him at the two spot at times also. I think we do have some versatility; Marcus Thornton can play a couple different positions now. Kentavious will be able to bounce around a little bit. Gerald and Dustin certainly in the backcourt were very interchangeable last year and should be this year as well. So I do think we can see some versatility in this lineup and at times it will appear as a three-guard lineup, and if Marcus is at the four it will look like we have a four perimeter players on the floor at one time.

Q. What can we expect from the new players in the frontcourt?

A. "Up front we have some serious firepower to replace. John Florveus, coming out of Junior College is the most mature of the group at 6'11" 230. I think he is physically well prepared for this level of play, but they are



all very different. Nemi Djuric is very skilled and pretty strong for a freshman. John Cannon is very physical and he is the heaviest of the group. Tim Dixon shoots the ball well. John Florveus is the best of the group. I think they are all a little bit unique and some of it will be situational depending on what we need, and we need them to continue to develop and just learn how to play every play at this level."

Q. How much will inexperience be a factor this season?

A. "We are very green, green as the New York Jets, and we have inexperience all over. There are guys on our team last year that will be playing much bigger roles this year, and that will be new for them, so we are very inexperienced, except in our backcourt. Up front is an area of concern; defensively that is an area of concern. The fastest thing that you can build is a defense; it is much faster to build a good defense than it is to build a good offense. We want to try and build a good offense that can be effective in the beginning of the year."

Q. Comment briefly on the schedule.

A. "We want a schedule that will get us in the post season play. Most of this schedule, if not 90% of it, was set before last season ended, before Travis and Trey decided to leave for the NBA draft. We are a little bit greener than I'd like us to be as we face this schedule, but I feel like this schedule gives us a lot of opportunities to prepare for SEC play and for us to have a resume at the end of the year that should have high-quality strength of schedule."

Q. Will your expectations for this season change, given the difference in personnel from last year?

A. "Expectations are always pretty high within our team. I refuse to let these guys think that they are not going to be successful. I feel like

they have to believe that they are going to be successful. I feel like if they play the right way and learn the right lessons they can be very successful. I think that we will go into the season with an optimistic thought for sure."

Q. Describe the impact that Kentavious Caldwell-Pope has made on this team?

A. "Kentavious is very gifted. He is very humble, he is unbelievably coachable and I think that's one of the reasons his teammates have welcomed him with open arms because he is a quiet kid that wants to be a part of a good team. But you do recognize his ability when you watch him play, and that's not too hard to see."

Q. How valuable is the experience of Dustin Ware and Gerald Robinson?

A. "If you want to make an analogy with football, and you went into a football season and had an experienced quarterback, that's a pretty good place to start, but he needs an offensive line to block for him. Dustin and Gerald's experience can mask over the others' inexperience in other places. We still need those other people to step up and be productive in their own way. If we are going to have success, we need those guys to step up and play well early. Given the choice, it would be to have some experience in the backcourt, and that we do have."

Q. Can you briefly describe what Dustin Ware means to this program?

A. "Dustin is the epitome of stability. He's very dependable. You can count on him every day to be responsible and dependable in the classroom. You can count on him to give the extra effort every day on the floor, and to be very effective as a player. He's improved every year. He's a guy that epitomizes what this experience should be about. He's

Q & A with Mark Fox

going to leave here with a degree. He's going to max out his potential as a player and really leave Georgia ready to step into the world and be successful. And that's what this college experience is about. And because he's been such a great example, that means a lot to our program."

"Dustin's much more athletic this year. That was a way he saw that he could get better this year. We looked at Dustin and asked, 'where's he going to get better?' He shot the ball so well and his assist-to-turnover ratio was so good. Dustin found out where he was going to get better."

Q. And the same for Gerald Robinson. What does he mean to the program?

A. "Everybody asked me what was the difference between our first and second teams here. Really, it was just one person and that was Gerald. He brought an element to the floor that this team needed. Gerald is a winner in every way, like Dustin. He's been successful in the classroom. He brings his hard hat every day and works his tail off. He just gets better every month. Really, he changed this program in one year, not by himself, but he made a huge impact. Again, like Dustin he's a great example for every kid that comes into our program. He's someone that we can point to. Once kids come into your program and see winners and see how winners do it, it's easy for them to do it.

"This year I want Gerald to be more aggressive. I thought last year at times he was a little bit hesitant because he had some other good players around him. And he wanted to make sure that they were happy, too. But we need him to be a little more aggressive and build on last year."

Q. Where are you as a program in Year Three?

A. "The important thing for us was that I wanted us to have success in the second year. I thought that was critical. Everyone talked about your first three years. Well, I wanted to have success in the first two years because, looking at the makeup of our team at the time, I thought it was possible if we hit it just right. And the early success would allow us to then have success in later years. We've made a ton of progress off the floor. We've graduated every four-year player, plus some others. We've become relevant again and that's progress for this program. Now we've got to position ourselves to take those next steps, which are to return to the NCAA Tournament and win in the Tournament.

"When you rebuild, ultimately you have to show some successes. Last year getting in the tournament is an accomplishment we can tell people that not only do we have a vision of where we want to go, but we have made some steps towards it. Getting guys drafted helps us, all those things are parts of the rebuilding process, and we have a ways to go. It was important for us to have that success so that we can build on it."

Q. What are your thoughts on Texas A&M joining the SEC?

A. "I was in the Big Eight when it became the Big 12, and I've been to Texas A&M. They have a beautiful facility. In fact, I coached in the old and new. Academically, it is a strong program, and I

think athletically they will fit right in, and I think it will be a good addition to the league."

Q. How about the SEC overall this year?

A. "I've said it before; I think Vanderbilt could have a terrific year. They return everybody; all of those that considered the NBA returned. They have an experienced point guard, one of the best shooters in the nation, one of the best wing players in the nation, a true future NBA center. They have a lot of ingredients that you would want to build a big team. They are also experienced; they understand each other and their system of play. So I think that Vanderbilt could really have an outstanding year. Kentucky again will be very good; they will be super talented and deep. So I think those two probably stand out at first. Florida again will have a good club; they lost some of their starting lineup like we did. This league will be very strong. Obviously listing the standings 1-12. Even though we scheduled east-west, it will probably be unique when you look at it because the schedules are still scheduled east-west, but we are not going to list them that way."

Q. What about scheduling with a 13-team league?

A. "I think it's all on hold. "If you add A&M there are a lot of ways you could do it. You will probably have unbalanced scheduling because we are not going to play 24 league games. That's not going to happen. If you look at playing 18, 20 games, that is a lot in a conference, how does that affect your non-conference games. It is something that affects us because you look at what is not in the league. How many league games do you have? How many can you add? At what point do you start playing league games? Do you want a league game before Christmas? There are a lot of things that have to be answered. The league keeps changing, and probably needs to change in the long term for college



Georgia's senior class of 2011-12: (front) Dustin Ware; back (L-R) Matt Bucklin, Connor Nolte and Gerald Robinson, Jr.

athletics."

Q. How has the attitude of your players changed since you arrived in 2009?

A. "We have really tried to establish a culture within our team that you have to show up every day and go to work. I think that my first summer here, I was concerned how empty our gym was. I don't think we used it enough. We used it more last off-season. Those kids wore it out in this summer, and I was really pleased with their work ethic. Their testing results in the weight room show progress. They have young bodies and still look young. They have adopted that way of functioning, and they show up every day and to do their best. If we do that day after day, week after week, month after month, then hopefully those efforts will add up to an accomplishment."



2011-12 Fast Facts

OUTLOOK
PLAYERS
STAFF
OPPONENTS
REVIEW
RECORDS
HISTORY
MEDIA

General Information

Location: Athens, Georgia
Founded: 1785
Enrollment: 34,677
Nickname: Bulldogs
Conference: Southeastern
Colors: Red and Black
Home Court: Stegeman Coliseum
 (Capacity: 10,523)
All-Time Coliseum Record:
 324-195 (.624)
President:
 Dr. Michael Adams (Lipscomb '70)
Faculty Chairman of Athletics:
 Prof. David Shipley (Oberlin '72)

UGA Athletic Association

Athletic Director
 Greg McGarity (Georgia '76)
Exec. Associate Director:
 Frank Crumley (Georgia '88)
 Carla Williams (Georgia '89)
Senior Associate AD:
 Claude Felton (Georgia '70)
 Glada Horvat (Georgia '82)
 Jim Booz (UT-Martin '95)
Associate ADs:
 Alan Thomas (Kentucky '92)
 Craig White (Missouri '88)
Assistant ADs:
 Matt Brachowski (Missouri '93)
 Josh Brooks (LSU '02)
 Tim Cearley (Georgia '96)
 Ron Courson (Samford '85)
 Charles Whittemore (Georgia '70)
UGAAA Phone: (706) 542-9037
UGA Ticket Office: 1-877-542-1231

UGA Sports Communications

Dir. of Sports Communications:
 Claude Felton (Georgia '70)
Associate Directors:
 Tim Hix (Tennessee '84) (BBall)
 Christopher Lakos (Georgia '89)
 Mike Mobley (Georgia '89)
Assistant Directors:
 Leland Barrow (Georgia '02)
 Tanner Tedeschi (Georgia '06)
 Steve Colquitt (Georgia '89)
 Ben Beaty (Auburn '07)
 Kate Burkholder (Rutgers '08)
Office Manager:
 Karen Huff
Sports Comm. Mailing Address:
 P.O. Box 1472
 Athens, GA 30603
Hix's Email Address
 thix@sports.uga.edu
SCD Telephone: (706) 542-1621
SCD Faxes: (706) 542-9339
Courtside Phone: (706) 542-8052
Web site:
 www.georgiadogs.com

Basketball Quick Facts

Head Coach:
 Mark Fox (E. New Mexico '91)
Coaching Record:
 at Nevada (2005-09) 123-43 (.741)
 at Georgia (2 seasons) 35-29 (.547)
Totals (7 seasons) 158-72 (.687)
Assistant Coaches:
 Kwanza Johnson (Tulsa '95)
 Philip Pearson (Alabama '93)
 Stacey Palmore (Livingstone '93)
Director of Basketball Operations:
 Kent Davison (Sterling '72)
Operations Coordinator:
 Todd Okeson (Nevada '04)
Graduate Assistant:
 Will MacEwen (Georgia '11)
Basketball Trainer:
 Colby Pohlmann (Nebraska '02)
Strength & Conditioning Coach:
 Sean Hayes (Springfield '96)
Basketball Secretary:
 Pam Gauld
Basketball Office Telephone:
 (706) 542-1432

2010-11 Season Facts

Final Records:
 21-12 overall, 9-7 in SEC (t3rd in Eastern Division)
Home: 12-4, **Road:** 7-4, **Neutral:** 2-4
Post-Season Results:
 1-1 in SEC Tournament
 0-1 in NCAA Tournament

2011-12 Personnel Breakdown

Total Players: 14
Starters Returning: 2

No.	Name	Pos.	Ht.	Wt.	Cl.	PPG
3	Dustin Ware	G	5-11	172	Sr.	8.0
22	Gerald Robinson	G	6-1	180	Sr.	12.2

Starters Lost: 3

33	Trey Thompkins	F	6-10	245	Jr.	16.4
1	Travis Leslie	G/F	6-4	205	Jr.	14.4
50	Jeremy Price	F	6-8	270	Sr.	9.3

Other Lettermen Returning: 6

11	Vincent Williams	G	6-0	160	Jr.	0.7
12	Matt Bucklin	G	6-0	170	Sr.	0.4
20	Connor Nolte	F	6-7	215	Sr.	1.7
23	Sherrard Brantley	G	6-2	185	Jr.	2.9
2	Marcus Thornton	F	6-7	235	So.	1.5
15	Donte Williams	F	6-9	220	So.	0.8

Other Lettermen Lost: 1

4	Chris Barnes	F	6-8	240	Sr.	3.3
---	--------------	---	-----	-----	-----	-----

Newcomers: 6

1	Kentavious Caldwell-Pope	G	6-5	200	Fr.	---
41	John Cannon	C	6-10	245	Fr.	---
5	Tim Dixon	F/C	6-9	225	Fr.	---
42	Nemanja Djuricic	F	6-8	230	Fr.	---
32	John Florveus	C	6-11	230	Jr.	---
10	Elliott Long	G	6-4	195	RFr.	---

2011-12 Schedule

N4 Morehouse (Exh.)
N11 Wofford (CSS)
N13 Bowling Green# (ESPNU)
N16 South Dakota State#
N21 California# (ESPN2)
 N22 Missouri/Notre Dame#
 N25 at Xavier (FSS)
 N28 at Colorado (FSN)
D2 Cincinnati* (ESPN)
D7 Georgia Tech (FSS)
 D17 at Southern Cal (FSN)
D20 Mercer (CSS)
D23 Furman (CSS)
D27 Winthrop (CSS)
D30 Delaware State
J7 Alabama (FSS)
 J10 at Florida (ESPN)
 J14 at Vanderbilt (SECN)
J18 Tennessee (SECN)
J21 Ole Miss (SECN)
J24 Kentucky (ESPN)
 F1 at Auburn (SECN)
 F4 at Tennessee (FSS)
F8 Arkansas (SECN)
 F11 at Miss. State (SECN)
 F15 at South Carolina (CSS)
F19 Vanderbilt (FSS)
 F22 at LSU (SECN)
F25 Florida (SECN)
 M1 at Kentucky (ESPN/ESPN2)
M3 South Carolina (SECN)
 M8-11 SEC Tourn. (@New Orleans)

Georgia Bulldog Radio Network

Network Coordinator
 Alan York
 IMG World
 540 North Trade Street
 Winston-Salem, NC 27101
 (336) 831-0709
 ayork@imgworld.com

Broadcast Team


Play-by-Play Announcer
 Scott Howard
 Georgia Sports Properties
 1090-A Founders Blvd.
 Athens, GA 30606
 (706) 354-4682
 showard@imgworld.com

Color Analyst
 Mark Slonaker
 UGA Athletic Association
 P.O. Box 1472
 Athens, GA 30603
 slonaker@uga.edu

Engineer
 Tony Schiavone
 News/Talk 750 - WSB AM
 1601 W. Peachtree St. NE
 Atlanta, GA 30309
 (404) 897-7500
 tony.schiavone@coxradi.com

Player Profiles

GEORGIA





OUTLOOK
PLAYERS
STAFF
OPPONENTS
REVIEW
RECORDS
HISTORY
MEDIA

2011-12 Rosters

Numerical Roster

No.	Name	Pos.	Ht.	Wt.	Cl.-Exp.	Hometown (High School)
1	Kentavious Caldwell-Pope	G	6-5	200	Fr.-HS	Greenville, Ga. (Greenville)
2	Marcus Thornton	F	6-7	235	So.-1L	Atlanta, Ga. (Westlake)
3	Dustin Ware	G	5-11	172	Sr.-3L	Powder Springs, Ga. (N. Cobb Christian)
5	Tim Dixon	F/C	6-9	225	Fr.-HS	Columbus, Ga. (Oldsmar, Fla., Christian)
10	Elliott Long	G/F	6-4	195	RFr.-SQ	Norcross, Ga. (Greater Atlanta Christian)
11	Vincent Williams	G	6-0	160	Jr.-2L	Homestead, Fla. (South Dade)
12	Matt Bucklin	G	6-0	170	Sr.-3L	Marietta, Ga. (Pope)
15	Donte' Williams	F	6-9	220	So.-1L	Ellenwood, Ga. (Miller Grove)
20	Connor Nolte	G/F	6-7	215	Gr.-1L	Alpharetta, Ga. (Milton / Furman Univ.)
22	Gerald Robinson, Jr.	G	6-1	180	Gr.-1L	Nashville, Tenn. (MLK / Tenn. State)
23	Sherrard Brantley	G	6-2	185	Jr.-1L	Dublin, Ga. (Dublin HS / NW Florida State)
32	John Florveus	F/C	6-11	230	Jr.-Tr.	Miami, Fla. (Hillsborough, Fla., CC)
41	John Cannon	C	6-10	245	Fr.-HS	Burnsville, N.C. (Mountain Heritage)
42	Nemanja Djuricic	F	6-8	230	Fr.-HS	Podgorica, Montenegro (South Kent, Conn.)

Alphabetical Roster

No.	Name	Pos.	Ht.	Wt.	Cl.-Exp.	Hometown (High School)
23	Sherrard Brantley	G	6-2	185	Jr.-1L	Dublin, Ga. (Dublin HS / NW Florida State)
12	Matt Bucklin	G	6-0	170	Sr.-3L	Marietta, Ga. (Pope)
1	Kentavious Caldwell-Pope	G	6-5	200	Fr.-HS	Greenville, Ga. (Greenville)
41	John Cannon	C	6-10	245	Fr.-HS	Burnsville, N.C. (Mountain Heritage)
5	Tim Dixon	F/C	6-9	225	Fr.-HS	Columbus, Ga. (Oldsmar, Fla., Christian)
42	Nemanja Djuricic	F	6-8	220	Fr.-HS	Podgorica, Montenegro (South Kent, Conn.)
32	John Florveus	F/C	6-11	230	Jr.-Tr.	Miami, Fla. (Hillsborough, Fla., CC)
10	Elliott Long	G/F	6-4	195	RFr.-SQ	Norcross, Ga. (Greater Atlanta Christian)
20	Connor Nolte	G/F	6-7	215	Gr.-1L	Alpharetta, Ga. (Milton / Furman Univ.)
22	Gerald Robinson, Jr.	G	6-1	180	Gr.-1L	Nashville, Tenn. (MLK / Tenn. State)
2	Marcus Thornton	F	6-7	235	So.-1L	Atlanta, Ga. (Westlake)
3	Dustin Ware	G	5-11	172	Sr.-3L	Powder Springs, Ga. (N. Cobb Christian)
15	Donte' Williams	F	6-9	220	So.-1L	Ellenwood, Ga. (Miller Grove)
11	Vincent Williams	G	6-0	160	Jr.-2L	Homestead, Fla. (South Dade)

Basketball Staff

HEAD COACH: Mark Fox (3rd year)
ASSISTANT COACH: Kwanza Johnson (3rd year)
ASSISTANT COACH: Phillip Pearson (3rd year)
ASSISTANT COACH: Stacey Palmore (3rd year)

DIR. OF BASKETBALL OPERATIONS: Kent Davison (3rd year)
OPERATIONS COORDINATOR: Todd Okeson (2nd year)
GRADUATE MANAGER: Will MacEwen (1st year)

Matt BUCKLIN 12

Guard • 6-0 • 160

Senior • 2 Letters • Marietta, Ga.

Pope HS

Matt Bucklin

#12

Originally a walk-on member of the Georgia program...Has been on an athletic grant-in-aid, however, since the 2010-11 season...An excellent student and valuable backup point guard for the Bulldogs...Older brother Mike served the UGA program in a similar capacity in the 2003-04 seasons...Named to the UGA Student-Athlete Advisory Council for the 2012 academic year.

2010-11 Season

- Played in nine games for the Bulldogs.
- Most meaningful action came in a 6-minute stint against High Point.
- Also played against Notre Dame, Temple, Charleston Southern, Ole Miss, Mississippi State, South Carolina, LSU and Auburn.
- Scored his first collegiate field goal on an old-fashioned 3-point play against LSU.
- Named to the 2011 SEC Winter Academic Honor Roll.

2009-10 Season

- Appeared in three games: UNC-Asheville, Pepperdine and Florida Atlantic.
- Named to the 2010 SEC Winter Academic Honor Roll.
- Also featured prominently on teammate Connor Nolte's blog, Passer's Remorse, as a successful trick-shot artist.

2008-09 Season

- Made the team through open tryouts during October of 2008.
- Appeared in four games during the season: Miss. Valley State, Kennesaw State, Ole Miss and Mississippi State (SEC Tournament).
- Credited with an assist in the season finale in Tampa.
- Named to the Southeastern Conference Freshman Academic Honor Roll.
- Also named to the UGA Director's Honor Roll both semesters last year.

High School

- Averaged 13 points and seven assists per game as a senior at Pope in 2007-08.
- Shot 45 percent from the field and 80 percent from the line that season, with single-game highs of 30 points and 12 assists.
- Also played soccer for the Greyhounds.

Thomas & Sara Cooney Scholarship Recipient

Beyond the Basketball Stuff

Full Name: Matthew Thomas Bucklin
Birthdate/Birthplace: June 13, 1990 in Marietta, Ga.
Parents: Dave and Mary Bucklin
Academic Major: Marketing
Nickname: Buck
Favorite TV Shows: Entourage, Dexter, How to Make It In America
Favorite Video Game: FIFA
Favorite Beverage: Strawberry Lemonade
Favorite Academic Subject: Math
Most Challenging Subject: Accounting
Interests & Hobbies Outside Basketball: Golf, Soccer, Ping Pong, Billiards
Hidden Talents: Best pool player on the team
My teammates describe me as: Short
My role models away from sports: My parents
An adjective that I would use to describe myself: Competitive
Teammate that makes me laugh the hardest: Sherrard Brantley
Non-Athletic Accomplishment I'm Proud of: Wing-Eating Champion (I ate 55)
Athletic Accomplishment I'm Proud of: Making the NCAA Tournament last season
Other sport I'd most like to try: Golf
Pre-Game Ritual: Got to be the 1st person on the court
Superstitions: Got to swish my last shot before leaving the gym
Most prized possession: My first Bible
I got started playing basketball: By playing 1-on-1 with my brother
I chose my jersey number because: It was John Stockton's number
What drives me to excel in basketball? My love of the game
How I first got interested in UGA: My brother went to school here
The thing I like most about being part of this team: Running out of the tunnel before a sold-out game

Career Statistics

Year	G-GS	Min-Avg.	FG-FGA	Pct.	3FG-3FGA	Pct.	FT-FTA	Pct.	Reb.-Avg.	A	TO	BL	ST	PF-DQ	Pts-Avg.
2009	4-0	4-1.0	0-0	.000	0-0	.000	0-0	.000	0+0=0.0	1	0	0	0	0-0	0-0.0
2010	3-0	6-2.0	0-0	.000	0-0	.000	0-0	.000	0+1=1-1.0	0	1	0	0	0-0	0-0.0
2011	9-0	17-1.9	1-2	.500	0-0	.000	2-3	.667	1+1=2-0.2	2	0	0	0	3-0	4-0.4
TOTAL	16-0	27-1.7	1-2	.500	0-0	.000	2-3	.667	1+2=3-0.2	3	1	0	0	3-0	4-0.3

20

**Connor
NOLTE**

Connor Nolte
#20

Forward

6-7 • 215

Senior • 1 Letter

Alpharetta, Georgia

Milton HS / Furman Univ.





Connor Nolte



- Completed his undergraduate degree in Marketing in the Spring of 2011.
- Pursuing his master's degree in Sport Management while playing his final season of basketball.
- Serving on the UGA Student-Athlete Advisory Council for the 2012 academic year. Also representing the basketball program at UGA's Student-Athlete Leadership Academy.

2010-11 Season:

- An early-season starter in place of Trey Thompkins at the '4' position.
- Season-best contributions came likely against Notre Dame: seven points in 32 minutes.
- Also logged significant time at wins over Colorado (34 min.) and St. Louis (32).
- Suffered a broken nose in a collision with teammate Travis Leslie in the St. Louis game. Wore a protective mask until January.
- Season scoring high of 11 came in win over High Point.
- Perhaps his most important contribution all season came off the bench in win at Arkansas. Provided much-needed energy to the slow-starting Bulldogs with six rebounds in just nine minutes of action.
- Named as Georgia's representative on the annual SEC Community Service Team.

2009-10 Season:

- Sat out the 2010 season in compliance with

NCAA rules regarding transfers.

- Earned nationwide notoriety from his blog — www.passersremorse.com — which featured a series of trick shots performed by various artists.

2008-09 Season (@Furman):

- Started six of the Paladins' 30 games, averaging 5.4 points and 3.1 rebounds.
- Career-high 17 points against Ga. Southern came during a 3-game, mid-February stretch in which he scored 13, 15 and 17 points.
- Selected to the Southern Conference All-Conference Academic team.

2007-08 Season:

- Started nine of 30 games and averaged 5.5 points and a team second-best 3.9 rebounds per game.
- Started the season's last nine games, including a 9-point, 9-rebound game vs. UNC-Greensboro and a 13-point effort at Davidson.

High School

- First Milton HS product ever to earn an NCAA Division I scholarship.
- Finish his career as Milton's all-time leading scorer with 1,601 points and also had over 700 rebounds and 152 blocked shots.
- Three-time team MVP, three-time all-region, and three-time AJC all-area selection.
- 2007 first-team All-State and selected to play in the annual GACA All-Star Game.

Game	FGs	3FGs	FTs	Rebs	PF	Pts.	AST	TO	BL	ST	MIN
MVSU*	2-3	1-1	1-2	2	3	6	1	1	0	1	30
COLORADO*	1-4	1-4	2-4	4	2	5	1	1	0	2	34
at St. Louis*	0-2	0-0	0-2	3	3	0	0	3	2	3	32
Notre Dame	3-4	0-1	1-1	2	5	7	2	0	0	1	24
Temple	0-2	0-1	0-0	2	0	0	1	0	0	0	8
Manhattan	0-0	0-0	0-0	1	0	0	0	1	0	0	5
UAB	0-1	0-0	0-0	0	0	0	1	0	0	0	6
at Ga. Tech	1-1	0-0	0-0	2	4	2	2	0	1	1	5
ARK. STATE	0-0	0-0	0-0	0	1	0	0	0	1	0	5
HIGH POINT	4-4	2-2	1-2	4	4	11	0	0	1	0	16
at Mercer	0-1	0-1	0-0	0	0	0	0	0	0	0	6
CHAS. SOU.	1-2	0-0	0-0	6	2	2	1	1	0	0	12
EASTERN KY.	0-1	0-0	0-0	0	0	0	0	0	0	0	1
KENTUCKY	DNP										
at Vanderbilt	1-2	0-0	1-2	3	2	3	0	0	0	0	11
at Ole Miss	0-0	0-0	0-0	1	1	0	1	0	0	1	7
TENNESSEE	DNP										
MISS. STATE	0-1	0-0	0-0	0	1	0	0	1	0	0	5
FLORIDA	0-0	0-0	0-0	0	0	0	0	0	0	0	0+
at Kentucky	DNP										
at Arkansas	0-3	0-0	0-0	6	1	0	0	0	0	1	9
AUBURN	DNP										
XAVIER	DNP										
at S. Carolina	0-0	0-0	0-0	0	1	0	1	0	0	0	3
VANDERBILT	DNP										
at Tennessee	DNP										
at Florida	DNP										
S. CAROLINA	0-0	0-0	0-0	1	0	0	0	0	0	0	2
LSU	0-2	0-1	0-0	0	0	0	0	0	0	1	6
at Alabama	1-1	0-0	0-0	1	1	2	0	0	0	0	2
Auburn (SEC)	0-0	0-0	2-2	0	0	2	0	0	0	0	1
Alabama (SEC)	DNP										
Wash. (NCAA)	DNP										

Beyond the Basketball Stuff

Full Name: Connor James Nolte
Birthdate/Birthplace: April 2, 1989 in Milwaukee, Wis.
Parents: Kurt and Julie Nolte
Graduate Program: Sport Management
Favorite TV Shows: Sports Nation, Friday Night Lights, Parks and Recreation
Favorite Video Game: FIFA 2012
Favorite Beverage: Dr. Pepper
Favorite Academic Subject: Marketing
Most Challenging Subject: Accounting
Interests & Hobbies Outside Basketball: Creating videos, photography, disc golf
Hidden Talents: Good bowler (career high of 255)
My teammates describe me as: Old

My role models away from sports: My parents
Adjectives that I would use to describe myself: Funny, Driven, Believer
Non-Athletic Accomplishment I'm Proud of: Earning my bachelor's degree; SEC Honor Roll; SEC Community Service Team
Athletic Accomplishment I'm Proud of: Starting 3 games on an NCAA Tournament team
I got started playing basketball: Playing on my Fisher Price hoop in the basement
I chose my jersey number because: It was the only number left my freshman year in high school when I dressed for the varsity team
What drives me to excel in basketball? I've been blessed with a gift and can't let it go to waste.

Recipient of the Joel & Wealthy Eaves Scholarship

Career Statistics

(@Georgia)

Year	G-GS	Min-Avg.	FG-FGA	Pct.	3FG-3FGA	Pct.	FT-FTA	Pct.	Reb.-Avg.	A	TO	BL	ST	PF-DQ	Pts-Avg.
2010-11	23-3	230-10.0	14-34	.412	4-10	.400	8-15	.533	13+25=38-1.7	11	8	6	10	31-1	40-1.7

vs. SEC

Year	G-GS	Min-Avg.	FG-FGA	Pct.	3FG-3FGA	Pct.	FT-FTA	Pct.	Reb.-Avg.	A	TO	BL	ST	PF-DQ	Pts-Avg.
2010-11	9-0	45-5.0	2-9	.222	0-1	.000	1-2	.500	5+7=12-1.3	2	1	1	2	7-0	5-0.6


(@Furman)

Year	G-GS	Min-Avg.	FG-FGA	Pct.	3FG-3FGA	Pct.	FT-FTA	Pct.	Reb.-Avg.	A	TO	BL	ST	PF-DQ	Pts-Avg.
2007-08	30-9	634-21.1	57-146	.390	39-106	.368	13-22	.591	32+85=117-3.9	23	31	6	19	43-0	166-5.5
2008-09	30-6	578-19.3	54-136	.397	31-93	.333	22-28	.786	35+58=93-3.1	27	36	7	24	58-2	161-5.4
TOTAL	60-15	1212-20.2	111-282	.394	70-199	.352	35-50	.700	67+143=210-3.5	50	67	13	43	101-2	327-5.5

22

**Gerald
ROBINSON, Jr.**

Gerald Robinson #22



Guard

6-1 • 180

Senior • 1 Letter


Nashville, Tennessee

MLK HS / Tenn. State Univ.





Gerald Robinson, Jr.



OUTLOOK

PLAYERS

STAFF

OPONENTS

REVIEW

RECORDS

HISTORY

MEDIA

- Completed his undergraduate degree in Speech Communication in the Summer of 2011. Pursuing his master's in Adult Education while playing his senior season.
- On the court, he's brought the valuable elements of speed and quickness to the Bulldog program.

2010-11 Season

- Started the first 28 games and ranked 3rd on the team in scoring and minutes played.
- Led the team in assists with 133 for the season.
- In all-games statistics, he ranked 3rd in the SEC in assists, 7th in A/TO ratio. In SEC games only, he ranked 10th in assists & A/TO ratio, and 8th in FT percentage.
- His 11 assists vs. Alabama marked the first double-digit assist effort by a Bulldog in three years.
- Provided winning plays in at least three Georgia victories.
- Assisted Jeremy Price's buzzer-beating layup in comeback win at St. Louis.
- Scored four points and had key defensive rebound in final 15 seconds of win over UAB.
- Had key bucket and assisted Dustin Ware's game-winning 3-pointer in victory at Georgia Tech.
- Was 9-for-10 at the free-throw line in win over Kentucky, including 4-for-4 in the final 2:00.
- Season scoring high of 22 points led Georgia to its best offensive outing in an SEC game in 16

years, a 98-76 win at Ole Miss.

- Named to the SEC's Winter Academic Honor Roll. Also named to UGA's inaugural Student-Athlete Leadership Academy.

2009-10 Season:

- Sat out the 2010 season in compliance with NCAA rules regarding transfers.

2008-09 Seasons (at TSU):

- Started 29 of 30 games played in 2009, averaging a team-best 17.8 points per game.
- A 2nd team All-OVC selection by the league's head coaches and SIDs. Also a pre-season all-conference pick by the same group.
- Went over the 1,000-point mark in the season finale, when he racked up 26 points in an OVC Tournament loss to Murray State.
- Led the Tigers in every major statistical category.
- Career scoring high of 36 came against Miles, a game in which he also had eight assists.
- Started 31 of 32 games played in 2008.
- Team's second leading scorer averaging 15.2 points per game. Led team in 3-point shooting (60x178, 33%).
- Selected to the All-OVC Newcomer Team.
- Named OVC Player of the Week six times.
- Received CollegeHoops.net All-Freshman Honorable Mention.
- Registered 10 games with 20 or more points.

High School:

- Averaged 29 points per game senior year, 19 points, six assists, four rebounds, and two steals as a junior.
- State of Tennessee Mr. Basketball finalist and a McDonald's All-American nominee.
- Led Martin Luther King HS to the regional semifinals.

Recipient of the Kaiser Family Athletic Scholarship

Beyond the Basketball Stuff

Full Name: Gerald Anthony Robinson, Jr.
Birthdate/Birthplace: February 10, 1989 in Nashville, Tenn.
Parents: Gerald Sr. and Algenor Robinson
Graduate Program: Adult Education
Nickname: G-Money
Favorite TV Shows: Criminal Minds
Favorite Beverage: Glacier Ice Gatorade
Websites I most often visit: Twitter, Facebook, Google, Worldstarhiphop
Favorite Academic Subject: Math
Most Challenging Subject: Geography
Hobby Outside Basketball: Table Tennis
My role models away from sports: My dad
Adjectives that I would use to describe myself: Confident, handsome

Teammate that makes me laugh the hardest: Vincent Williams
Athletic Accomplishment I'm Proudest Of: Scoring 64 points in three quarters of a high school game
Most famous person I've ever met: Michael Jordan
My most prized possession: My family
I chose my jersey number because: It's the day of my dad's birthday
Favorite Non-Basketball Athletes: Usain Bolt, Floyd Mayweather
What drives me to excel in basketball? I enjoy the lifestyle
Teammate that makes me laugh the hardest: Vincent Williams

Game	FGs	3FGs	FTs	Rebs	PF	Pts.	AST	TO	BL	ST	MIN
MVSU*	8-14	1-1	2-4	3	4	19	3	3	0	1	32
COLORADO*	6-10	2-3	7-11	4	3	21	6	4	0	0	23
at St. Louis*	4-9	1-3	1-1	3	1	10	8	7	0	2	37
Notre Dame*	7-18	2-8	0-3	2	4	16	5	3	0	0	44
Temple*	6-12	1-3	3-5	1	1	16	2	3	0	1	28
Manhattan*	6-12	1-3	0-0	3	2	13	8	4	0	1	34
UAB*	5-10	1-4	2-2	2	3	13	5	4	0	0	32
at Ga. Tech*	5-12	1-4	0-2	2	3	11	6	1	0	2	34
ARK. STATE*	3-9	0-5	0-0	2	1	6	4	3	0	2	28
HIGH POINT*	9-10	1-2	2-5	1	0	21	2	1	0	0	19
at Mercer*	0-2	0-0	0-0	0	3	0	4	3	0	0	23
CHAS. SOU.*	3-6	1-2	2-2	3	1	9	3	4	0	2	26
EASTERN KY.	4-9	0-2	1-3	3	1	9	5	3	0	3	34
KENTUCKY*	4-10	0-2	9-10	2	2	17	2	1	0	1	37
at Vanderbilt*	7-15	3-5	3-3	5	3	20	2	2	1	2	34
at Ole Miss*	7-11	3-3	5-5	3	1	22	5	2	0	0	32
TENNESSEE*	4-7	2-2	4-4	3	3	14	1	4	1	0	35
MISS. STATE*	7-12	1-5	2-2	5	2	17	5	1	0	3	30
FLORIDA*	3-8	1-3	0-0	4	5	7	3	6	1	1	32
at Kentucky*	6-13	0-2	0-0	4	2	12	4	2	0	2	37
at Arkansas*	7-13	0-0	0-1	2	3	14	1	4	0	0	26
AUBURN*	2-6	1-3	2-4	0	4	7	4	4	0	0	31
XAVIER*	4-10	0-3	2-2	2	3	10	2	4	0	4	38
at S. Carolina*	2-7	1-2	1-2	2	3	6	3	3	1	1	29
VANDERBILT*	6-16	2-8	1-1	2	2	15	1	0	0	1	35
at Tennessee*	2-7	0-1	2-4	6	4	6	5	4	0	1	33
at Florida*	4-9	1-3	0-0	1	4	9	6	3	0	0	32
S. CAROLINA*	3-10	1-3	1-1	6	0	8	3	6	0	2	36
LSU	6-11	0-2	4-4	2	2	16	4	1	0	3	31
at Alabama*	2-12	0-2	4-4	2	4	8	4	4	0	0	39
Auburn (SEC)*	4-11	0-4	3-3	2	2	11	6	1	0	1	32
Alabama (SEC)*	2-13	1-5	1-3	4	1	6	11	3	0	6	40
Wash. (NCAA)*	4-10	2-5	2-2	3	3	12	0	2	0	0	36

Career Statistics

(@Georgia)

Year	G-GS	Min-Avg.	FG-FGA	Pct.	3FG-3FGA	Pct.	FT-FTA	Pct.	Reb.-Avg.	A	TO	BL	ST	PF-DQ	Pts-Avg.
2011	33-32	1069-32.4	152-344	.442	31-103	.301	66-93	.710	25+65=90-2.7	133	100	4	42	80-1	401-12.2

vs. SEC

Year	G-GS	Min-Avg.	FG-FGA	Pct.	3FG-3FGA	Pct.	FT-FTA	Pct.	Reb.-Avg.	A	TO	BL	ST	PF-DQ	Pts-Avg.
2011	16-15	529-33.1	72-167	.431	16-46	.348	38-45	.844	13+36=49-3.1	53	47	4	17	44-1	198-12.4

(@Tennessee State)

Year	G-GS	Min-Avg.	FG-FGA	Pct.	3FG-3FGA	Pct.	FT-FTA	Pct.	Reb.-Avg.	A	TO	BL	ST	PF-DQ	Pts-Avg.
2008	32-31	943-29.5	187-403	.464	60-178	.337	52-71	.732	27+60=87-2.7	41	55	4	53	65-1	486-15.2
2009	30-29	990-33.0	178-403	.442	30-108	.278	149-193	.772	36+81=117-3.9	116	108	2	61	70-1	535-17.8
TOTAL	62-60	1933-31.2	365-806	.453	90-286	.315	201-264	.761	63+141=204-3.3	157	163	6	114	135-2	1021-16.5

3

**Dustin
WARE**

Dustin #3

Guard

5-11 • 172

Senior • 3 Letters

Powder Springs, Georgia


North Cobb Christian HS





Dustin Ware

- The elder statesman of the Georgia program, Ware ascends to a leadership role on his final collegiate squad.
- On-court performance accurately reflects the steady, even-keeled nature of the Bulldogs' veteran point guard.
- Already proven as an outside shooter and an effective steward of the Georgia offense.
- Another season on his current pace, and he'll finish his career as a 1,000-point scorer and just the sixth UGA player ever to hand out 400 assists.



2010-11 Season:

- Starter in all 33 games and, once again, the team leader in minutes played.
- The offensive star in Georgia's win at Georgia Tech, scoring 21 points and adding six assists in 37 minutes. All 21 points came on 3-pointers, the last of which decided the outcome with 18 seconds left.
- Led the SEC and ranked fifth nationally in assists/turnover ratio. Committed just 39 turnovers in 33 games, despite averaging over 33 minutes.

Had a conference-best 3.4/1 ratio through 16 SEC games.

- Also led the SEC in 3-point percentage in SEC games only (49.3 percent).
- Played career-high 45 minutes in double-OT loss to Notre Dame.
- Led team in 3-pt. FGs made, attempted and percentage. His 43.5 percent 3-point shooting for the season was the fifth-best percentage in UGA history.
- Earned the inaugural "The Rock" award at the team's post-season banquet, a prize given to the player whose steady hand brings the most stabilizing effect upon the team.

2009-10 Season

- Started all 31 games at point guard for the Bulldogs.
- Led the SEC in assist/TO ratio (+2.8/1) during the 16-game league schedule.
- Also led all Bulldog regulars in FT percentage at 82.2%.
- Led Georgia in scoring twice, hitting for 17 points in both the UAB and St. Louis games.

2008-09 Season

- A 17-game starter at point guard for the Bulldogs, including the last 13 games of the season.
- As productive as any player on the team during the season's homestretch.
- Ranked third on the team in scoring with 7.4 points per game.
- Became the first UGA freshman to hand out 100 assists since Rashad Wright in 2001.
- Showed improvement with virtually every game, including Georgia's 3 of Georgia's holiday contests, in which he averaged 14.3 points, 5.0 assists and almost 32 minutes.
- SEC season scoring high came in the regular season's final week, when his 18 points helped to propel the Bulldogs to a rare victory at Kentucky.

High School

- Led North Cobb Christian School to an amazing record in his four years. Three of the four Eagle teams he played on captured the Georgia Independent Schools Assn. (GISA) state AAA title (2005-07-08). The 2008 team, which finished 35-0, won the National Assn. of Christian Athletes national Division I championship, a tournament for which he was named Most Valuable Player.
- Scored 669 points points as a senior (19.7 average), shooting 49 percent from the field and 89 percent from the line. Also averaged 8.2 assists, 4.2 steals and 2.8 rebounds in his senior year.
- Rated the no. 32 point guard prospect in the country by Rivals.com.

Beyond the Basketball Stuff

Full Name: Dustin Benison Ware
Birthdate/Birthplace: April 12, 1990 in Marietta, Ga.
Parents: Nolan & Lisa Ware
Academic Major: Sport Management
Favorite TV Show: Different Strokes
Favorite Beverage: Fanta
Websites I most often visit: Google
Favorite Academic Subject: English
Most Challenging Subject: Spelling
My role models away from sports: My parents
Adjectives that I would use to describe myself: Laid back
Teammate that makes me laugh the hardest: Vincent Williams
Athletic Accomplishment I'm Proud of: Reaching the NCAA Tournament last year

2010-11 Game-by-Game Stats (*=Starter)

Game	FGs	3FGs	FTs	Rebs	PF	Pts.	AST	TO	BL	ST	MIN
MVSU*	2-6	1-3	3-5	5	2	8	4	1	0	0	33
COLORADO*	1-3	1-3	4-4	4	3	7	4	3	0	1	31
at St. Louis*	3-7	2-3	2-2	0	0	10	2	0	0	1	34
Notre Dame*	3-13	3-13	0-0	1	2	9	5	1	0	1	45
Temple*	1-2	1-2	0-0	1	2	3	1	0	0	1	32
Manhattan*	1-3	0-1	3-4	7	2	5	1	1	0	3	29
UAB*	1-3	0-1	0-0	2	0	2	3	0	0	1	32
at Ga. Tech*	7-9	7-9	0-0	1	1	21	6	0	0	1	37
ARK. STATE*	3-4	1-2	2-2	2	2	9	7	2	0	2	26
HIGH POINT*	4-6	2-4	0-0	1	1	10	3	2	0	1	25
at Mercer*	0-1	0-1	0-2	4	3	0	4	3	1	1	30
CHAS. SOU.*	1-4	0-2	3-4	2	3	5	1	2	0	0	14
EASTERN KY.*	0-2	0-2	2-2	3	1	2	2	0	0	0	35
KENTUCKY*	3-7	2-4	2-2	4	2	10	2	2	0	1	34
at Vanderbilt*	1-9	1-7	0-0	0	2	3	4	0	0	4	31
at Ole Miss*	3-4	2-3	7-7	1	0	15	9	0	0	1	31
TENNESSEE*	2-6	2-5	0-0	7	0	6	5	0	0	1	35
MISS. STATE*	3-3	3-3	0-0	4	0	9	6	0	0	1	28
FLORIDA*	3-6	2-4	2-2	4	5	10	3	2	0	1	36
at Kentucky*	7-11	4-7	0-0	2	4	18	2	2	0	0	31
at Arkansas*	3-5	1-2	2-2	6	1	9	5	0	0	0	35
AUBURN*	2-4	0-2	3-4	6	1	7	5	2	0	1	41
XAVIER*	2-6	2-4	4-4	5	0	10	3	1	0	0	36
at S. Carolina	1-3	1-3	0-0	4	2	3	4	2	0	2	35
VANDERBILT*	4-7	4-6	0-0	1	1	12	5	0	1	0	37
at Tennessee*	2-5	2-5	6-9	4	1	12	5	3	0	1	36
at Florida*	1-4	1-4	0-0	1	1	3	1	1	0	0	35
S. CAROLINA*	1-4	1-3	2-2	3	1	5	0	0	0	2	35
LSU*	5-7	5-7	0-0	0	2	15	4	1	0	2	28
at Alabama*	3-5	3-4	2-2	3	1	11	1	3	0	1	36
Auburn (SEC)*	1-7	1-6	3-4	2	2	6	3	0	0	0	33
Alabama (SEC)*	1-3	1-3	1-2	2	1	4	2	2	0	0	43
Wash. (NCAA)*	1-3	1-3	1-2	3	1	4	1	3	0	0	36

- Also named to the North squad for the annual GACA All-Star game.
- Averaged 25.2 points and 8.1 assists as a junior, 22 points and 7.0 assists as a 10th-grader.

Charles Jones Scholarship Recipient

Non-Athletic Accomplishment I'm proudest of: Passing my Finance class
My most prized possession: My three state championship & national championship rings
I chose my jersey number because: My mom liked it
Pre-Game Rituals: Shoot, sleep, pray
Favorite non-basketball athlete: Ray Lewis...love his leadership ability
How I got started playing basketball: I dunked really well on my Fisher Price goal at age 5
I first got interested in UGA: Because of my older brother
I chose to attend UGA: Because I felt like we had a chance to be great
The thing I like most about being part of this team: Just being with my teammates

Career Statistics

Year	G-GS	Min-Avg.	FG-FGA	Pct.	3FG-3FGA	Pct.	FT-FTA	Pct.	Reb.-Avg.	A	TO	BL	ST	PF-DQ	Pts-Avg.
2009	32-17	843-26.3	76-209	.364	40-110	.364	39-57	.684	10+44=54-1.7	108	75	0	25	61-0	231-7.2
2010	31-31	976-31.5	76-199	.382	42-113	.372	60-73	.822	7+50=57-1.8	105	48	1	30	44-0	254-8.2
2011	33-33	1095-33.2	76-172	.442	57-131	.435	54-67	.806	5+90=95-2.9	114	39	2	31	50-1	263-8.0
TOTALS	96-81	2914-30.4	228-580	.393	139-354	.393	153-197	.777	22+184=206-2.1	327	162	3	86	155-1	748-7.8

SEC Stats

Year	G-GS	Min-Avg.	FG-FGA	Pct.	3FG-3FGA	Pct.	FT-FTA	Pct.	Reb.-Avg.	A	TO	BL	ST	PF-DQ	Pts-Avg.
2009	16-13	455-28.4	46-118	.390	26-67	.388	23-33	.697	6+23=29-1.8	57	41	0	12	35-0	141-8.8
2010	16-16	525-32.8	44-103	.427	25-60	.417	22-28	.786	3+25=28-1.8	61	22	0	13	26-0	135-8.4
2011	16-16	544-34.0	44-90	.489	34-69	.493	26-30	.867	3+47=50-3.1	61	18	1	18	24-1	148-9.3
TOTALS	48-45	1524-31.8	134-311	.431	85-196	.434	71-91	.780	12+95=107-2.2	179	81	1	43	85-1	424-8.8

Career Highs

Category	No.	Opp./Date
Points	22	Texas A&M-CC (12/22/08)
Rebounds	7	Manhattan (11/28/10), Tenn. (1/18/11)
Assists	8	Vanderbilt (2/25/10)
Steals	4	USC Upstate (11/14/08)
FGM	7	TAMU-CC (12/22/08), Ga. Tech (12/7/10)
FGA	14	Vanderbilt (2/25/10)
3FGM	7	Georgia Tech (12/7/10)
3FGA	13	Notre Dame (11/25/10)
FTM	8	Kentucky (3/4/09)
FTA	9	3 teams; recent: Tenn. (2/19/11)
Minutes	45	Notre Dame (11/25/10)



Dustin Ware

OUTLOOK
PLAYERS
STAFF
OPPONENTS
REVIEW
RECORDS
HISTORY
MEDIA

Ware's 2008-09 Game-by-Game Stats (*=Starter)

Game	FGs	Pct.	3FGs	Pct.	FTs	Pct.	Rebs	PF	Pts.	AST	TO	BL	ST	MIN
USC UPSTATE	2-7	.286	1-3	.333	0-0	---	0+1=1	1	5	2	1	0	4	19
Loyola-Chicago	0-7	.000	0-5	.000	2-2	1.000	0+1=1	3	2	3	4	0	1	23
E. Michigan	4-8	.500	3-5	.600	0-1	.000	0+2=2	2	11	3	2	0	1	29
PRESBY.*	2-7	.286	0-0	.000	1-3	.333	0+0=0	0	5	3	1	0	0	30
SANTA CLARA	1-3	.333	0-1	.000	1-2	.500	0+0=0	3	3	0	1	0	1	16
MS. VALL. ST.	2-3	.667	0-0	---	0-0	---	1+4=5	3	4	6	2	0	0	16
Western Ky.	1-7	.143	1-5	.200	0-0	---	0+1=1	2	3	4	0	0	0	22
Illinois*	0-3	.000	0-1	.000	0-0	---	0+0=0	0	0	0	4	0	0	15
VA. TECH	1-6	.167	0-3	.000	2-2	1.000	0+1=1	1	4	3	0	0	0	13
WOFFORD	1-4	.250	1-2	.500	0-0	---	0+2=2	1	3	2	1	0	0	14
TAMUCC	7-11	.636	3-3	1.000	5-7	.714	0+2=2	1	22	2	4	0	1	29
N.C. A&T	4-8	.500	3-7	.429	0-0	---	2+1=3	3	11	7	5	0	1	28
KENN. STATE*	3-7	.429	1-4	.250	3-5	.600	1+3=4	1	10	6	5	0	1	38
MISSOURI	0-2	.000	0-0	---	2-2	1.000	0+2=2	2	2	1	0	0	1	15
Ga. Tech	1-1	1.000	0-0	---	0-0	---	0+1=1	2	2	2	2	0	1	11
TENNESSEE	4-9	.444	3-7	.429	0-0	---	0+2=2	1	11	1	1	0	0	16
Vanderbilt	1-4	.250	1-2	.500	0-0	---	0+2=2	1	3	1	2	0	0	21
KENTUCKY	2-8	.250	2-5	.400	1-2	.500	1+1=2	3	7	4	1	0	3	21
MISS. STATE*	5-11	.455	2-5	.400	2-2	1.000	1+4=5	2	14	2	3	0	2	37
Florida*	2-6	.333	1-5	.200	1-2	.500	0+3=3	0	6	5	2	0	3	37
Alabama*	4-7	.571	2-4	.500	1-2	.500	0+0=0	3	11	4	1	0	0	29
LSU*	3-10	.300	0-3	.000	1-3	.333	2+0=2	4	7	2	4	0	1	31
S. Carolina*	0-4	.000	0-1	.000	0-0	---	0+1=1	3	0	5	10	0	0	31
Tennessee*	1-9	.111	1-7	.143	2-3	.667	0+0=0	2	5	3	2	0	0	26
FLORIDA*	4-8	.500	3-5	.600	0-0	---	0+1=1	1	11	5	1	0	0	32
AUBURN*	4-9	.444	4-7	.571	2-4	.500	1+2=3	3	14	7	1	0	1	
Ole Miss*	3-7	.429	1-3	.333	2-2	1.000	0+0=0	3	9	2	2	0	1	
VANDERBILT*	3-8	.385	1-3	.333	3-4	.750	0+1=1	2	10	5	1	0	1	
Arkansas*	4-6	.667	2-3	.667	0-0	---	0+3=3	0	10	6	3	0	0	34
Kentucky*	4-8	.500	2-4	.500	8-9	.889	1+2=3	3	18	5	6	0	0	30
S. CAROLINA*	2-4	.500	1-3	.333	0-0	---	0+1=1	4	5	0	1	0	0	18
Miss. St. (SEC)*	1-7	.143	1-4	.250	0-0	---	0+0=0	1	3	7	2	0	1	30


Ware's 2009-10 Game-by-Game Stats (*=Starter)

Game	FGs	Pct.	3FGs	Pct.	FTs	Pct.	Rebs	PF	Pts.	AST	TO	BL	ST	MIN
N. ORLEANS*	1-5	.200	0-1	.000	2-2	1.000	0+0=0	4	4	4	2	0	3	21
WOFFORD*	1-7	.143	0-4	.000	3-4	.750	0+4=4	0	5	2	1	1	0	35
at UAB*	4-8	.500	2-4	.500	7-9	.778	2+1=3	2	17	1	4	0	1	29
UNC-ASHE.*	0-4	.000	0-3	.000	0-0	---	0+2=2	0	0	4	1	0	2	21
JAX STATE*	1-5	.200	1-5	.200	3-4	.750	0+1=1	1	6	5	1	0	2	36
ST. LOUIS*	5-9	.556	3-6	.500	4-4	1.000	1+3=4	0	17	2	2	0	0	33
at Va. Tech*	3-8	.375	2-6	.333	2-2	1.000	0+1=1	0	10	4	1	0	0	29
St. John's*	1-5	.200	1-2	.500	3-4	.750	0+0=0	1	6	2	4	0	1	25
Illinois*	3-8	.375	1-4	.250	0-0	---	1+2=3	2	7	4	2	0	1	34
FLORIDA ATL.*	3-8	.375	1-2	.500	5-6	.833	0+3=3	1	12	2	0	0	1	31
PEPPERDINE*	2-5	.400	1-1	1.000	0-0	---	0+0=0	0	5	4	0	0	1	26
at Missouri*	2-4	.500	0-1	.000	0-0	---	0+0=0	1	4	1	6	0	1	23
GA. TECH*	2-5	.400	2-4	.500	7-8	.875	0+2=2	2	13	3	0	0	2	38
at Kentucky*	2-5	.400	1-3	.333	2-2	1.000	0+0=0	2	7	1	4	0	1	37
OLE MISS*	2-7	.286	1-3	.333	6-6	1.000	0+2=2	2	11	5	1	0	1	34
at Miss. State*	2-11	.182	1-7	.143	0-0	---	0+2=2	2	5	2	0	0	0	35
TENNESSEE*	2-5	.400	1-3	.333	4-7	.571	0+4=4	2	9	2	1	0	0	33
at Florida*	2-5	.400	1-2	.500	0-0	---	0+1=1	3	5	7	2	0	1	30
at S. Carolina*	3-7	.429	2-5	.400	0-1	.000	0+1=1	0	8	3	1	0	1	32
ARKANSAS*	4-6	.667	1-2	.500	2-2	1.000	0+1=1	3	11	4	3	0	2	33
VANDERBILT*	3-4	.750	2-3	.667	2-2	1.000	0+3=3	2	10	2	1	0	1	26
at Auburn*	4-8	.500	2-4	.500	0-0	---	1+0=1	1	10	2	0	0	1	30
S. CAROLINA*	3-6	.500	2-5	.400	0-0	---	0+3=3	1	8	4	1	0	1	34
at Tennessee*	1-4	.250	0-3	.000	0-0	---	1+2=3	3	2	5	1	0	0	29
ALABAMA*	1-4	.250	1-1	1.000	4-4	1.000	0+0=0	0	7	7	2	0	0	34
at Vanderbilt*	6-14	.429	4-7	.571	0-2	.000	1+0=1	3	16	8	0	0	2	40
FLORIDA*	3-6	.500	2-3	.667	2-2	1.000	0+1=1	0	10	2	3	0	1	32
KENTUCKY*	4-7	.571	2-5	.400	0-0	---	0+3=3	1	10	5	0	0	1	36
at LSU*	2-4	.500	2-4	.500	0-0	---	0+2=2	1	6	2	2	0	0	30
Ark. (SEC)*	3-10	.300	2-5	.400	2-2	1.000	0+1=1	1	10	1	2	0	1	35
Vandy (SEC)*	1-5	.200	1-5	.200	0-0	---	0+5=5	3	3	5	0	0	1	35

11

**Vincent
WILLIAMS**

Vincent Williams #11



Guard

6-0 • 160

Junior • 2 Letters

Homestead, Florida


South Dade HS





Vincent Williams

Has filled the vital role of backup point guard for his first two collegiate seasons...He gives the Bulldogs a quick, athletic playmaker who will remain a key component in 2012..In fact, he may be Georgia's best athlete in the backcourt, having established a new program record in the 3-step vertical leap with a jump of 47 inches, one better than recent Bulldog Travis Leslie.



OUTLOOK
PLAYERS
STAFF
OPPONENTS
REVIEW
RECORDS
HISTORY
MEDIA

2010-11 Season

- Played in 20 games and averaged 5.7 minutes per outing.
- Connected on just one 3-pointer all season, but it was important in its time. Hit a big trey in first-half action at home against Florida.
- Also played a key role in Georgia's comeback win over Mississippi Valley State in the season opener, handing out three second-half assists and playing solid defense on the perimeter.

2009-10 Season

- Earned a valuable niche for himself early in his career as Georgia's top backup at point guard.
- Perhaps the quickest, most athletic of Georgia's backcourt corps.
- Finest hour of the season came when he tallied seven points off the bench — spelling a foul-plagued Dustin Ware — and helped ignite Georgia's upset of Top 25 foe Vanderbilt in Athens.

High School

- Largely unheralded prospect who began to draw wide-

spread attention late in the season.

- Averaged 26 points, 5.9 assists, 2.5 steals and 3.0 rebounds per game as a senior at South Dade Senior High School.
- Named to the All-Dade County 2nd team by the Miami Herald after the 2009 season.
- Averaged 18.5 points and 5.0 assists per game as a junior in 2008.
- Also participated in football and track for the Buccaneers.

Beyond the Basketball Stuff

Full Name: Vincent Anthony Williams
Birthdate/Birthplace: Jan. 17, 1991 / Homestead, Fla.
Parents: Vincent and Michelle Williams
Academic Major: Housing
Nickname: Boss
Favorite TV Show: Fresh Prince
Favorite Beverage: Sweet Tea
Websites I most often visit: 23isback.com
Favorite Academic Subject: English
Most Challenging Subject: Math
My role models away from sports: My dad
Adjectives that I would use to describe myself: Laid back
Teammate that makes me laugh the hardest: Donte' Williams

Non-Athletic Accomplishment I'm proudest of: Graduating from high school
Most famous person I've ever met: LeBron James
Hidden Talent: Singing
Pre-Game Ritual: Prayer
Favorite NBA Team: Miami Heat
Favorite non-basketball team: Tennessee Titans
How I got started playing basketball: Just following my dad around when he played
What drives me to excel in basketball: My family
I chose to attend UGA: It was just a great place to be
The thing I like most about being part of this team: It just feels like a home away from home

Mike and Ruth Kooyman Scholarship Recipient

Career Highs

Category	No.	Opp./Date
Points	7	Vanderbilt (2/6/10)
Rebounds	4	Tennessee (2/17/10)
Assists	4	Vanderbilt (2/6/10)
Steals	1	9 games (recent: Ark. 3/12/10)
FGM	2	3 games (recent: Florida, 1/25/11)
FGA	6	Auburn (2/10/10)
3FGM	1	six games (recent: Florida, 1/25/11)
3FGA	3	Pepperdine (12/30/09)
FTM	2	4 games (recent: High Point, 12/21/10)
FTA	6	High Point (12/21/10)
Minutes	20	UNC-Asheville (11/24/09)

Career Statistics

Year	G-GS	Min-Avg.	FG-FGA	Pct.	3FG-3FGA	Pct.	FT-FTA	Pct.	Reb.-Avg.	A	TO	BL	ST	PF-DQ	Pts-Avg.
2010	31-0	294-9.5	12-54	.222	5-22	.227	8-17	.471	4+17=21-0.7	38	30	0	9	30-0	37-1.2
2011	20-0	114-5.7	5-21	.238	1-6	.167	2-9	.222	0+7=7-0.4	14	8	0	4	17-0	13-0.7
TOTALS	51-0	408-8.0	17-75	.227	6-28	.214	10-26	.385	4+24=28-0.5	52	38	0	13	47-0	50-1.0

Year	G-GS	Min-Avg.	FG-FGA	Pct.	3FG-3FGA	Pct.	FT-FTA	Pct.	Reb.-Avg.	A	TO	BL	ST	PF-DQ	Pts-Avg.
2010	16-0	141-8.8	7-27	.259	4-11	.364	3-6	.500	2+12=14-0.9	22	19	0	4	15-0	21-1.3
2011	8-0	29-3.6	2-3	.667	1-1	1.000	0-3	.000	0+2=2-0.3	3	1	0	1	4-0	5-0.6
TOTALS	24-0	170-7.1	9-30	.300	5-12	.417	3-9	.333	2+14=16-0.7	25	20	0	5	19-0	26-1.1



Vincent Williams

Williams' 2009-10 Game-by-Game Statistics

Game	FGs	Pct.	3FGs	Pct.	FTs	Pct.	Rebs	PF	Pts.	AST	TO	BL	ST	MIN
N. ORLEANS	0-3	.000	0-2	.000	2-3	.667	0+1=0	2	2	1	2	0	0	17
WOFFORD	0-1	.000	0-1	.000	0-0	---	0+0=0	1	0	1	0	0	0	5
at UAB	0-1	.000	0-1	.000	0-0	---	0+0=0	0	0	1	0	0	0	11
UNC-ASHE.	0-3	.000	0-1	.000	0-0	---	0+0=0	3	0	3	3	0	0	20
JAX STATE	0-0	---	0-0	---	0-2	.000	0+0=0	0	0	1	0	0	0	4
ST. LOUIS	0-1	---	0-0	---	0-0	---	0+1=1	1	0	2	1	0	1	7
at Va. Tech	2-3	.667	1-1	1.000	0-0	---	0+0=0	1	5	1	0	0	1	12
St. John's	1-3	.333	0-0	---	0-0	---	2+0=2	1	2	1	1	0	1	17
Illinois	0-0	---	0-0	---	0-0	---	0+1=1	1	0	2	0	0	0	6
FLORIDA ATL.	0-1	.000	0-1	.000	2-2	1.000	0+1=1	1	2	0	0	0	0	8
PEPPERDINE	0-4	.000	0-3	.000	0-0	---	0+0=0	1	0	0	0	0	0	13
at Missouri	1-4	.250	0-1	.000	0-1	.000	0+1=1	2	2	2	1	0	0	17
GA. TECH	0-1	.000	0-0	---	0-0	---	0+0=0	0	0	0	1	0	0	2
at Kentucky	1-1	1.000	1-1	1.000	0-0	---	0+1=1	0	3	0	0	0	0	4
OLE MISS	1-2	.500	0-0	---	0-2	.000	0+1=1	2	2	0	4	0	0	6
at Miss. State	0-1	.000	0-1	.000	0-0	---	0+0=0	1	0	0	1	0	1	5
TENNESSEE	0-0	---	0-0	---	0-0	---	0+0=0	0	0	1	1	0	0	6
at Florida	0-0	---	0-0	---	0-0	---	0+1=1	0	0	2	0	0	0	10
at S. Carolina	1-2	.500	1-1	1.000	0-0	---	0+1=1	1	3	1	1	0	1	9
ARKANSAS	0-1	.000	0-0	.000	1-2	.500	0+0=0	2	1	2	1	0	0	8
VANDERBILT	2-3	.667	1-1	1.000	2-2	1.000	0+2=2	2	7	4	3	0	0	16
at Auburn	1-6	.167	1-2	.500	0-0	---	0+0=0	2	3	2	1	0	0	13
S. CAROLINA	0-0	---	0-0	---	0-0	---	0+0=0	0	0	1	1	0	0	7
at Tennessee	0-3	.000	0-2	.000	0-0	---	2+2=4	1	0	3	2	0	1	13
ALABAMA	0-1	.000	0-0	---	0-0	---	0+0=0	1	0	0	1	0	0	6
at Vanderbilt	0-1	.000	0-0	---	0-0	---	0+0=0	1	0	0	1	0	1	7
FLORIDA	1-3	.333	0-1	.000	0-0	---	0+3=3	0	2	3	2	0	0	15
KENTUCKY	0-1	.000	0-1	.000	0-0	---	0+1=1	1	0	1	0	0	0	5
at LSU	0-2	.000	0-1	.000	0-0	.000	0+0=0	1	0	2	0	0	0	11
Ark. (SEC)	0-1	.000	0-0	---	0-0	---	0+0=0	1	1	1	2	0	1	9
Vandy (SEC)	1-1	1.000	0-0	---	1-3	.333	0+0=0	0	3	0	0	0	0	5

Williams' 2010-11 Game-by-Game Statistics

Game	FGs	Pct.	3FGs	Pct.	FTs	Pct.	Rebs	PF	Pts.	AST	TO	BL	ST	MIN
MVSU	0-0	---	0-0	---	0-0	---	0+1=1	4	0	3	2	0	0	14
COLORADO	0-3	.000	0-1	.000	0-0	---	0+0=0	0	0	0	2	0	1	10
at St. Louis		DNP												
Notre Dame		DNP												
Temple	1-1	1.000	0-0	---	0-0	---	0+1=1	3	2	0	1	0	0	6
Manhattan	0-1	.000	0-1	.000	0-0	---	0+1=1	0	0	1	0	0	0	3
UAB	0-1	.000	0-0	---	0-0	---	0+0=0	0	0	0	1	0	0	2
at Ga. Tech		DNP												
ARK. STATE	0-1	.000	0-0	---	0-0	---	0+0=0	0	0	0	1	0	0	10
HIGH POINT	1-3	.333	0-0	---	2-6	.333	0+1=1	2	4	3	0	0	1	12
at Mercer	0-1	.000	0-0	---	0-0	---	0+0=0	0	0	0	0	0	0	2
CHAS. SOU.	1-5	.200	0-2	.000	0-0	---	0+1=1	3	2	2	0	0	1	17
EASTERN KY.	0-2	.000	0-1	.000	0-0	---	0+0=0	0	0	1	0	0	0	6
KENTUCKY		DNP												
at Vanderbilt		DNP												
at Ole Miss	0-0	---	0-0	---	0-0	---	0+0=0	0	0	1	0	0	0	3
TENNESSEE		DNP												
MISS. STATE	0-0	---	0-0	---	0-2	---	0+0=0	0	0	0	1	0	1	2
FLORIDA	2-2	1.000	1-1	1.000	0-1	.000	0+0=0	2	5	0	0	0	0	9
at Kentucky		DNP												
at Arkansas	0-1	.000	0-0	---	0-0	---	0+1=1	0	0	1	0	0	0	6
AUBURN	0-0	---	0-0	---	0-0	---	0+0=0	1	0	0	0	0	0	2
XAVIER		DNP												
at S. Carolina		DNP												
VANDERBILT		DNP												
at Tennessee		DNP												
at Florida	0-0	---	0-0	---	0-0	---	0+1=1	0	0	1	0	0	0	5
S. CAROLINA	0-0	---	0-0	---	0-0	---	0+0=0	0	0	0	0	0	0	1
LSU	0-0	---	0-0	---	0-0	---	0+0=0	1	0	0	0	0	0	1
at Alabama		DNP												
Auburn (SEC)	0-0	---	0-0	---	0-0	---	0+0=0	0	0	0	0	0	0	3
Alabama (SEC)		DNP												
Wash. (NCAA)	0-0	---	0-0	---	0-0	---	0+0=0	1	0	1	0	0	0	1

OUTLOOK

PLAYERS

STAFF

OPONENTS

REVIEW

RECORDS

HISTORY

MEDIA

23

**Sherrard
BRANTLEY**

Sherrard Brantley #23



Guard

6-2 • 185

Junior • 1 Letter

Dublin, Georgia

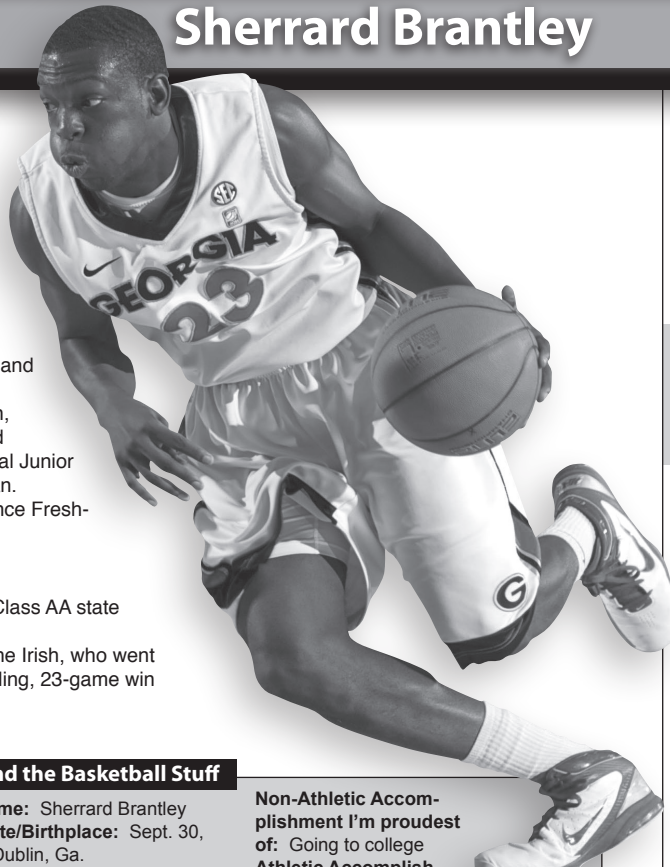
Dublin HS

NW Florida State CC





Sherrard Brantley



OUTLOOK

PLAYERS

STAFF

OPONENTS

REVIEW

RECORDS

HISTORY

MEDIA

Earned his niche on the 2011 squad as a reserve long-range shooter...Demonstrated such ability on many occasions... Comfort level in the Georgia system should equate to an even greater opportunity to affect games in his junior season.

2010-11 Season:

- Played in 32 games and averaged 12.7 minutes as the Bulldogs' first backcourt reserve.
- Made 25 three-point field goals, third-most among all Bulldogs. Eighty-one of his 99 total field-goal attempts were from 3-point range.
- Played major roles in two early-season Georgia victories, scoring eight points against UAB and sinking three critical treys in the win at Georgia Tech.
- Tried just 11 free throws all season and none after his two most important. Those two came with 39 seconds left in OT against Florida and gave the Bulldogs a 1-point lead.

Junior College:

- Played one season at Northwest Florida State College in Niceville, Fla.
- In the 2010 season with the Raiders, he averaged 13.7 points per game, second-best on the team.

- Made an eye-popping 43 percent of his 263 three-point shots (113 x 263).
- Also averaged 2.3 rebounds and 3.1 assists, shot 42 percent from the field and 78 percent from the line.
- NWFSC went 30-5 in his one season, won its conference and state titles and reached the quarterfinals of the National Junior College tournament in Hutchinson, Kan.
- Was named the Panhandle Conference Freshman of the Year at season's end.

High School:

- A key member of Dublin HS's 2009 Class AA state championship team.
- Averaged 15.1 points per game for the Irish, who went 31-1 that year, including a season-ending, 23-game win streak.

Beyond the Basketball Stuff

Full Name: Sherrard Brantley
Birthdate/Birthplace: Sept. 30, 1990 / Dublin, Ga.
Mother: Annette Brantley
Academic Major: Housing
Nickname: Old School
Favorite TV Show: Martin, Jamie Foxx, Wayans Brothers, Everybody Hates Chris
Favorite Beverage: Orange Juice
Websites I most often visit: Facebook, ELC (UGA's "eLearning Commons")
Favorite Academic Subject: Phys Ed
Most Challenging Subject: Math
My role models away from sports: My mom
Adjectives that I would use to describe myself: Old-Fashioned, Funny
Teammate that makes me laugh the hardest: Vincent Williams

Non-Athletic Accomplishment I'm proudest of: Going to college
Athletic Accomplishment I'm proudest of: Two state championships in high school, and also Freshman of the Year in my conference
Pre-Game Ritual: Text & listen to music
Favorite NBA Team: L.A. Lakers
Favorite non-basketball team: Dallas Cowboys
Sport I'd like to try: Boxing
What drives me to excel in basketball: Just to be the best that I can possibly be
I chose my jersey number: Because Gerald already had 22
The thing I like most about being part of this team: We like to have fun together and we all love to play basketball

2010-11 Game-by-Game Stats												
Game	FGs	3FGs	FTs	Rebs	PF	Pts.	AST	TO	BL	ST	MIN	
MVSU	DNP	DNP	DNP	DNP	DNP	DNP	DNP	DNP	DNP	DNP	DNP	DNP
COLORADO	1-3	1-3	1-2	1	2	4	0	2	0	0	18	
at St. Louis	0-0	0-0	0-0	1	0	0	0	0	0	0	9	
Notre Dame	3-7	2-5	0-0	1	1	8	0	1	0	0	11	
Temple	0-4	0-1	0-0	1	0	0	0	1	0	1	13	
Manhattan	0-4	0-4	0-0	1	0	0	1	0	0	0	14	
UAB	2-2	2-2	2-4	2	0	8	1	0	0	0	14	
at Ga. Tech	3-9	3-7	0-0	0	1	9	1	0	0	1	20	
ARK. STATE	2-4	2-3	0-0	1	1	6	1	2	0	0	16	
HIGH POINT	2-8	1-7	0-0	1	1	5	0	0	0	0	17	
at Mercer	0-2	0-2	0-1	1	3	0	1	1	0	0	20	
CHAS. SOU.	1-3	0-1	0-0	1	0	2	2	2	0	1	20	
EASTERN KY.	0-1	0-1	0-0	0	0	0	1	0	0	0	6	
KENTUCKY	0-0	0-0	0-0	0	0	0	0	0	0	0	2	
at Vanderbilt	1-4	0-3	0-0	0	0	2	0	1	0	1	14	
at Ole Miss	1-2	1-2	2-2	1	0	5	2	0	0	1	13	
TENNESSEE	2-4	2-4	0-0	1	0	6	0	0	0	0	13	
MISS. STATE	3-5	3-5	0-0	1	1	9	1	0	0	1	19	
FLORIDA	1-5	1-3	2-2	3	2	5	1	0	0	0	22	
at Kentucky	0-2	0-2	0-0	0	0	0	0	0	0	0	9	
at Arkansas	2-6	1-3	0-0	1	1	5	2	1	0	0	13	
AUBURN	2-5	2-5	0-0	1	1	6	4	0	0	0	17	
XAVIER	0-0	0-0	0-0	1	0	0	1	0	0	0	6	
at S. Carolina	1-3	1-3	0-0	1	1	3	0	4	0	0	16	
VANDERBILT	1-2	1-1	0-0	1	1	3	0	0	0	0	8	
at Tennessee	1-1	1-1	0-0	2	0	3	1	1	0	0	10	
at Florida	2-4	1-3	0-0	4	0	5	0	2	0	0	8	
S. CAROLINA	0-0	0-0	0-0	0	0	0	1	0	0	0	8	
LSU	0-5	0-5	0-0	0	0	0	0	0	0	1	17	
at Alabama	0-1	0-1	0-0	1	0	0	0	0	0	0	4	
Auburn (SEC)	0-3	0-3	0-0	1	0	0	0	0	0	1	12	
Alabama (SEC)	0-1	0-1	0-0	1	0	0	0	1	0	1	9	
Wash. (NCAA)	0-0	0-0	0-0	1	0	0	0	1	0	0	9	

Career Statistics

Year	G-GS	Min-Avg.	FG-FGA	Pct.	3FG-3FGA	Pct.	FT-FTA	Pct.	Reb.-Avg.	A	TO	BL	ST	PF-DQ	Pts-Avg.
2011	32-0	407-12.7	31-99	.313	25-81	.309	7-11	.636	1+31=32-1.0	21	20	0	9	16-0	94-2.9
SEC Stats															
Year	G-GS	Min-Avg.	FG-FGA	Pct.	3FG-3FGA	Pct.	FT-FTA	Pct.	Reb.-Avg.	A	TO	BL	ST	PF-DQ	Pts-Avg.
2011	16-0	193-12.1	17-49	.347	14-41	.341	4-4	1.000	1+16=17-1.1	12	9	0	4	7-0	52-3.3

Career Highs

Category	No.	Opp./Date
Points	9	Ga. Tech (12/7/10) & Miss. State (1/22/11)
Rebounds	4	Florida (2/24/11)
Assists	4	Auburn (2/5/11)
Steals	1	9 games (recent: Alabama (3/11/11))
FGM	3	Ga. Tech (12/7/10) & Miss. State (1/22/11)
FGA	9	Ga. Tech (12/7/10)
3FGM	3	Ga. Tech (12/7/10) & Miss. State (1/22/11)
3FGA	7	Ga. Tech (12/7/10) & High Pt. (12/21/10)
FTM	2	3 games (recent: Florida (1/25/11))
FTA	4	UAB (12/2/10)
Minutes	22	Florida (1/25/11)

2

Marcus
THORNTON

*Marcus
Thornton
#2*

Forward

6-7 • 235

Sophomore • 1 Letter

Atlanta, Georgia

Westlake HS





Marcus Thornton



Athletic and talented, Thornton will get an opportunity to earn a prime spot in the Georgia lineup after a freshman year's apprenticeship...Displayed an ability for a high level of play in concentrated stretches last season... Capable of contributing either from a wing or post position.

2010-11 Season:

- Played in 32 games and averaged 9.4 minutes as a frontcourt reserve for the Bulldogs.
- Proved to be an effective rebounder and shot blocker in his limited time.
- Average time was slightly higher (10.1 mpg) in SEC play.
- Had several games in which he contributed highly productive play in a short time span.
- Season highlight was likely his 7-point, 9-rebound effort in just 17 minutes of the Bulldogs' win at home over Miss. State.
- Posted similar numbers in Georgia's home win over South Carolina (7 pts, 6 rebs. in just 12 minutes of play).
- Hit the first of two 3-pointers last season as a shot clock buzzer-beater in first-half action at home vs. Kentucky.
- Also joined the scoring parade with six points (+ four rebounds) in Georgia's 98-76 win at Ole Miss.
- Twice played a season-high 18 minutes,

first against High Point and three weeks later at Vanderbilt.

- Fifth among all Bulldogs in blocks with 19.
- Missed the LSU game (home finale) because of complications related to a staph infection on his right elbow.

High School:

- Named "Mr. Basketball" in Georgia for 2010 by the Atlanta Tipoff Club and the Atlanta Journal-Constitution.
- As a senior he averaged 23.5 points, 12.1 rebounds and 4.0 blocks per game for Westlake, which reached the state championship game in Class 5A, Georgia's largest classification.
- 2010 marked the Lions' third state Final Four berth in the four years Thornton played in the program.
- First-team All-America selection to the ESPN Rise All-America team.
- Fourth-team All-America selection by Parade magazine.
- Named Georgia Athletic Coaches Association

2010 Class AAAAA North Player of the Year.

- Winner of Atlanta Journal-Constitution 2009 Slam Dunk Championship.
- Ranked the 26th-best power forward in the nation by Rivals.com, 34th-best by Scout.com.
- Originally signed in the fall of 2009 with Clemson but was granted a release from his letter-of-intent by the school the following spring.

Recipient of the Leon Farmer Athletic Scholarship

2010-11 Game-by-Game Stats (* = season high)

Game	FGs	3FGs	FTs	Rebs	PF	Pts.	AST	TO	BL	ST	MIN
MVSU	0-0	0-0	0-0	0	0	0	0	1	0	0	7
COLORADO	0-1	0-1	1-2	3	1	1	1	1	1	1	11
at St. Louis	1-1	0-0	0-0	0	3	2	0	1	0	0	8
Notre Dame	1-1	0-0	0-0	0	0	2	0	1	0	0	4
Temple	0-0	0-0	0-0	4	2	0	0	1	0	0	12
Manhattan	1-4	0-0	0-0	1	0	2	0	1	2	0	9
UAB	1-3	0-1	0-0	2	0	2	0	1	1	0	10
at Ga. Tech	0-2	0-0	0-2	2	0	0	2*	0	0	0	6
ARK. STATE	0-1	0-0	0-0	1	1	0	0	0	1	0	16
HIGH POINT	1-3	0-0	2*-5	3	1	4	0	1	1	1	18*
at Mercer	0-1	0-0	0-1	0	1	0	0	0	0	0	7
CHAS. SOU.	2-5	0-2*	1-2	3	0	5	1	1	3*	0	16
EASTERN KY.	0-2	0-1	2*-2	4	0	2	0	2	0	0	7
KENTUCKY	1-2	1*-1	0-0	1	2	3	0	0	0	0	14
at Vanderbilt	0-1	0-0	0-0	2	0	0	0	1	0	0	18*
at Ole Miss	3*-5	0-0	0-1	4	3	6	1	0	1	0	17
TENNESSEE	0-0	0-0	0-0	1	0	0	0	0	1	0	12
MISS. STATE	2-6*	1*-2*	2*-4	9*	2	7*	0	0	0	0	17
FLORIDA	0-0	0-0	0-0	1	0	0	2*	0	0	0	4
at Kentucky	1-1	0-0	1-2	4	2	3	0	0	1	1	11
at Arkansas	0-2	0-0	0-0	3	1	0	0	0	1	1	8
AUBURN	1-1	0-0	0-1	3	0	2	0	2	1	2	9
XAVIER	0-0	0-0	0-0	0	2	0	1	1	2	0	5
at S. Carolina	3*-5	0-0	1-2	6	0	7*	1	1	0	0	12
VANDERBILT	0-0	0-0	0-0	1	1	0	2*	1	0	4*	9
at Tennessee	0-1	0-0	0-0	0	1	0	0	0	0	0	5
at Florida	0-0	0-0	0-0	0	0	0	2*	1	1	0	6
S. CAROLINA	0-2	0-0	0-0	1	1	0	0	2	0	0	7
LSU	DNP										
at Alabama	0-0	0-0	0-0	1	1	0	0	0	0	0	3
Auburn (SEC)	0-1	0-0	0-0	1	3	0	0	3	2	0	7
Alabama (SEC)	0-0	0-0	0-0	0	0	0	0	0	0	0	1
Wash. (NCAA)	0-0	0-0	0-0	1	0	0	0	0	0	0	4

Beyond the Basketball Stuff

Full Name: Marcus Jelani Thornton
Birthdate/Birthplace: Aug. 12, 1992 / Atlanta, Ga.
Parents: Billy and Meril Thornton
Academic Major: Pre-Business/Finance
Nickname: Red, Deuce
Favorite TV Show: Fresh Prince of Bel Air
Websites I most often visit: espn.com, worldstarhiphop.com
Favorite Beverage: Sweet Tea
Favorite Video Game: NBA 2K12
Most Challenging Academic Subject: Accounting
Non-Basketball Interests and Hobbies: Listening to music, chilling
My role models away from sports: My parents
Adjectives that I would use to describe myself: Laid back, friendly, grounded
How my teammates would de-

scribe me: Pretty boy, goofy
Teammate that makes me laugh the hardest: Vincent Williams
Non-Athletic Accomplishment I'm proudest of: National Honor Society, HOPE scholarship
Athletic Accomplishment I'm proudest of: 2010 Mr. Basketball in Georgia, Every team championship since the age of 6
I Chose to Wear No. 2 because: It's the number I wore in high school.
When I was young and playing basketball, I used to pretend I was: Michael Jordan
What drives me to excel in basketball: The competition and the feeling of winning.
The thing I like most about being part of this team: Being able to represent my home state

Career Statistics

Year	G-GS	Min-Avg.	FG-FGA	Pct.	3FG-3FGA	Pct.	FT-FTA	Pct.	Reb.-Avg.	A	TO	BL	ST	PF-DQ	Pts-Avg.
2011	32-0	300-9.4	18-51	.353	2-8	.250	10-24	.417	23+39=62=1.9	13	23	19	11	28-0	48-1.5
SEC Stats															
2011	15-0	152-10.1	11-26	.423	2-3	.667	4-10	.400	17+20=37-2.5	8	8	6	8	14-0	28-1.9

OUTLOOK

PLAYERS

STAFF

OPONENTS

REVIEW

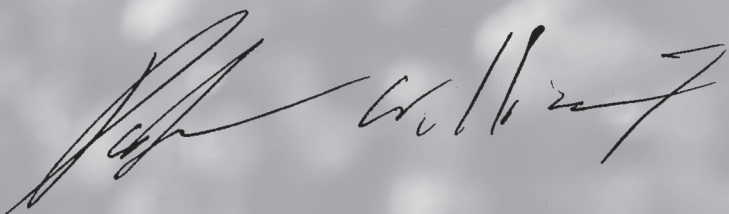
RECORDS

HISTORY

MEDIA

15

**Donte'
WILLIAMS**



Forward

6-9 • 215

Sophomore • 1 Letter

Ellenwood, Georgia

Miller Grove HS





Donte' Williams



Like his fellow sophomore Marcus Thornton, Williams will get serious consideration for a much more expanded role in Year Two...Hard to believe that he's an elder statesman among Bulldog frontcourt players...His ability to shoulder a greater workload could help define the level of Georgia's success in 2012...He's handled the physical aspects of his growth nicely, having added nearly 20 pounds since his arrival in 2010.

2010-11 Season:

- Played in 30 of 33 games as a freshman, averaging 6.0 minutes per outing.
- Season scoring high of five points came in Georgia's post-Christmas win over Charleston Southern.
- Most active contribution likely came in another holiday game, when he chipped in four points and eight rebounds in 18 minutes vs. High Point.
- The latter two numbers were season highs.
- Longest stint in an SEC game was his 11-minute outing in the home finale vs. LSU.
- Proved himself to be a good passer for a post player, with 13 assists in a limited role.
- Only other double-figure minutes during SEC slate occurred in the Bulldogs' narrow win at Arkansas.

High School:

- A key player in one of the state's top prep programs.

- During Williams' career at Miller Grove, the Wolverines won consecutive Class AAAA state championships in 2009-10. In 2009, they went 26-3 and last year they won 27 of 33 games.
- As a senior he averaged 13.1 points, 11 rebounds and four blocks per game.
- Named the state's 4A Player of the Year by the Atlanta Journal-Constitution.

Career Highs

Cat.	No.	Opp./Date
PTS.	5	Chas. Southern (12/28/10)
REB.	8	High Point (12/21/10)
AST.	2	Vandy (1/12/11) & Tennessee (1/18/11)
STL.	1	High Point (12/21/10)
FGM.	2	Chas. Southern (12/28/10)
FGA.	5	Chas. Southern (12/28/10)
FTM.	2	High Pt. (12/21/10) & Kentucky (1/29/11)
FTA.	4	Mercer (12/23/10)
Min.	18	High Point (12/21/10)

2010-11 Game-by-Game Stats

Game	FGs	3FGs	FTs	Rebs	PF	Pts.	AST	TO	BL	ST	MIN
MVSU	0-0	0-0	2-4	0	1	2	1	1	0	0	4
COLORADO	0-0	0-0	0-0	2	2	0	0	1	1	0	6
at St. Louis	0-0	0-0	0-0	1	3	0	0	0	1	0	5
Notre Dame	0-0	0-0	0-0	0	0	0	0	0	0	0	3
Temple	0-1	0-0	0-0	0	1	0	0	0	0	0	9
Manhattan	1-3	0-0	0-0	1	1	2	0	1	0	0	6
UAB	DNP										
at Ga. Tech	0-1	0-0	0-2	2	0	0	1	0	0	0	4
ARK. STATE	0-1	0-0	0-0	1	1	0	0	0	0	0	7
HIGH POINT	1-1	0-0	2-2	8	1	4	1	0	0	1	18
at Mercer	0-0	0-0	1-4	0	0	1	0	0	0	0	1
CHAS. SOU.	2-5	0-0	1-2	2	2	5	1	0	3	0	17
EASTERN KY.	1-1	0-0	0-0	1	0	2	0	0	1	0	2
KENTUCKY	0-0	0-0	0-0	0	1	0	0	0	0	0	4
at Vanderbilt	1-3	0-0	0-0	1	1	2	2	0	0	0	5
at Ole Miss	0-1	0-0	0-0	3	5	0	0	1	1	0	8
TENNESSEE	0-1	0-0	0-0	0	0	0	2	0	1	0	7
MISS. STATE	0-1	0-0	0-0	2	2	0	0	0	0	0	6
FLORIDA	DNP										
at Kentucky	0-0	0-0	2-2	2	1	2	0	0	0	0	8
at Arkansas	0-2	0-0	0-0	0	1	0	0	0	1	0	10
AUBURN	0-0	0-0	1-2	0	2	1	0	0	0	0	2
XAVIER	DNP										
at S. Carolina	0-1	0-0	0-0	1	1	0	0	1	0	0	6
VANDERBILT	0-0	0-0	0-0	1	0	0	1	0	0	0	4
at Tennessee	0-0	0-0	0-0	0	0	0	0	0	0	0	2
at Florida	1-1	0-0	0-0	2	1	2	1	0	0	0	5
S. CAROLINA	0-1	0-0	0-0	1	0	0	0	0	0	0	4
LSU	0-0	0-0	0-0	3	2	0	1	1	0	0	11
at Alabama	0-2	0-0	0-0	1	0	0	1	0	0	0	6
Auburn (SEC)	0-0	0-0	0-3	2	1	0	0	0	1	0	8
Alabama (SEC)	0-0	0-0	0-0	0	0	0	1	0	0	0	1
Wash. (NCAA)	0-0	0-0	0-0	0	0	0	0	0	0	0	1

Beyond the Basketball Stuff

Full Name: Donte' Dwayne Williams
Birthdate/Birthplace: May 28, 1992 / Atlanta, Ga.
Parents: Donny Williams and Travis Ingram
Academic Major: Housing
Nickname: Tay, Te'
Favorite TV Show: Martin, Family Guy, Maury
Websites I most often visit: Twitter, YouTube, worldstarhiphop.com
Favorite Beverage: Orange or Apple Juice
Favorite Video Game: NCAA Football 2012, NBA 2K12
Favorite Subject: Psychology
Most Challenging Subject: Economics
Non-Basketball Interests and Hobbies: Studying
My role models away from sports: My parents
How my teammates would describe me: Funny, Cool, Chill
Sport I'd Most Like to Try: Hockey
Teammate that makes me laugh the hardest: Vincent Williams
Non-Athletic Accomplishment I'm proudest of: Making Honor Roll in high school
Athletic Accomplishment I'm proudest of: Two state championships in high school
What Got Me Started in Basketball: My parents signed me up for youth baseball, basketball and football, and I just liked basketball the most.
I first got interested in UGA: By coming to campus for summer camps
What drives me to excel in basketball: My family and friends
The thing I like most about being part of this team: The traveling

Career Statistics

Year	G-GS	Min-Avg.	FG-FGA	Pct.	3FG-3FGA	Pct.	FT-FTA	Pct.	Reb.-Avg.	A	TO	BL	ST	PF-DQ	Pts-Avg.
2011	30-0	179-6.0	7-26	.269	0-0	.000	9-21	.429	12+25=37-1.2	13	6	10	1	30-1	23-0.8
vs. SEC															
2011	15-0	88-5.9	2-13	.154	0-0	.000	3-4	.750	5+12=17-1.1	8	3	3	0	17-1	7-0.5



OUTLOOK
PLAYERS
STAFF
OPONENTS
REVIEW
RECORDS
HISTORY
MEDIA



2011-12 Newcomers

OUTLOOK
PLAYERS
STAFF
OPPONENTS
REVIEW
RECORDS
HISTORY
MEDIA

1

Kentavious Caldwell-Pope

Guard • 6-5 • 200 • Fr.-HS
Greenville, Georgia • Greenville HS

• Talented guard prospect who is expected to help fill an important offensive need for the Bulldogs in his freshman year.

Recipient of the Kevin Brophy Memorial Scholarship

High School

- Named to several high school All-America teams as a senior, most prominently the McDonald's A-A squad.
- Participated in the McDonald's All-America game in Chicago, as well as the Jordan Brand Classic in Charlotte.
- Rated the nation's No. 3 shooting guard prospect, the No. 12 prospect overall, by recruiting analysts for Rivals.com. Also awarded the same rankings by Scout.com recruiting evaluators.
- Averaged 31 points and 8.2 rebounds per game as a senior at Greenville High School in Greenville, Ga. Led the Patriots to the State Class A Final Four in 2011 and to consecutive Sweet 16 berths in 2009-10. Averaged 29.1 points as a junior.
- Played with great success in two major all-star events in the summer of 2010:

Nike Global Challenge and the Boost Mobile Elite 24.
• Played AAU basketball for the Georgia Blazers program.

Personal

Full Name: Kentavious Tannell Caldwell-Pope
Birthdate/Birthplace: Feb. 18, 1993 / Thomaston, Ga.
Parents: Rhonda Caldwell & Lawrence Pope
Academic Major: Undecided
Nickname: K.C., Ken
Favorite TV Show: The Game, First 48, Family Guy
Websites I visit often: YouTube
Favorite Beverage: Powerade
Favorite Video Game: The Bigs2
Favorite Subject: Math
Most Challenging Subject: History
A Talent I Have That Not Many People Know About: Drawing
My role models away from sports: My parents

How my teammates would describe me: Tall and Lanky

Sport I'd Most Like to Try: Tennis
Teammate that makes me laugh the hardest: Vincent Williams
Non-Athletic Accomplishment I'm proudest of: Making All A's and B's
Athletic Accomplishment I'm proudest of: Making the state Final Four
Favorite NBA Team: Miami Heat
Favorite NBA Player: LeBron James
My Most Prized Possession: Life
What Got Me Started in Basketball: Just watching the older kids play.

I chose to attend UGA Because: I always wanted to come here and I wanted to play for this team.

When I Was Young and Playing Basketball, I Pretended I was: Michael Jordan
What drives me to excel in basketball: I have a dream of ultimately playing professional basketball.

The thing I like most about being part of this team: I get to play with a great group of guys.



Kentavious Caldwell-Pope #1

41

John Cannon

Fwd./Center • 6-10 • 245 • Fr.-HS
Burnsville, N.C. • Mountain Heritage HS

• Big man whose size and varied offensive skills could earn him the chance to contribute early in his Georgia career.

Recipient of the Vincent J. and Barbara Dooley Scholarship

High School


- Averaged 21.9 points, 12.3 rebounds and 6.5 blocks per contest as a senior at Mountain Heritage High School in Burnsville. MHHS went 23-7 and reached the North Carolina Class AA semifinals of the state tournament.
- Earned All-State honors as a senior by the Associated Press, the N.C. Basketball Coaches Association and by NCPreps.com, an online recruiting service.
- Also was named the Player of the Year in the Western Highlands Conference
- For his career Cannon blocked a state of North Carolina-record 606 shots in his four years at Mountain Heritage.

Personal

Full Name: Johnathan Douglas Cannon

Birthdate/Birthplace: Nov. 22, 1992 / Spruce Pine, N.C.
Parents: Stacey and Audrey Cannon
Academic Major: Undecided
Nickname: J.C.
Favorite TV Show: Regular Show, Family Guy, Spongebob Squarepants
Websites I most often visit: surfnetskids.com, elc (UGA's elearning commons)
Favorite Beverage: Sweet Tea
Favorite Video Game: Guitar Hero
Most Challenging Subject: Public Speaking
A Talent I Have That Not Many People Know About: Playing Guitar, Pitching Horseshoes
My role models away from sports: My parents & grandparents
How my teammates would describe me: "Big Country"
How I Would Describe Myself: Mentally tough; hard-headed sometimes
Sport I'd Most Like to Try: Hockey

Teammate that makes me laugh the hardest: Tim Dixon / Nemi Djuricic / Vinny Williams
Non-Athletic Accomplishment I'm proudest of: Homecoming King in high school
Athletic Accomplishment I'm proudest of: N.C. career record in blocks
I Chose My Jersey Number Because: Dirk Nowitzki is one of my idols, and my high school number (21) was unavailable (retired)
Favorite NBA Player: LeBron James
My Most Prized Possession: My salvation
What Drives Me to Excel in Basketball: To have a better future for myself, as well as for my family.
I chose to attend UGA Because: I was wanted at Georgia, and it's not too far from home.



John Cannon #41



2011-12 Newcomers

5

Tim Dixon

Forward • 6-9 • 225 • Fr.-HS
Columbus, Georgia • Oldsmar (Fla.) Christian School

• Another long, athletic big man prospect with a bright future for the Bulldogs.

Recipient of the William K. Holmes Scholarship

High School

- For his senior season, Dixon transferred to Oldsmar Christian School in Oldsmar, Fla., from Kendrick High School in Columbus, Ga.
- Averaged 17.2 points and 8.3 rebounds for Oldsmar in 2011.
- Averaged 16.1 points, 11.4 rebounds and 6.0 blocks per game as a junior at Kendrick in 2010.
- Played AAU basketball alongside fellow UGA freshman Kentavious Caldwell-Pope for the Georgia Blazers.

Personal

Full Name: Timothy Earl Dixon, Jr.
Birthdate/Birthplace: Nov. 4, 1991 / Mobile, Ala.
Parents: Tim, Sr. & Leticia Dixon
Academic Major: Undecided

Nickname: T.J., Big Tim

Favorite TV Show: Wayan Brothers, Martin

Websites I most often visit: Facebook, Google

Favorite Beverage: Kool-Ad

Favorite Video Game: Pac Man

Favorite Academic Subject: Health

Most Challenging Academic Subject: Math

Non-Basketball Interests: Fishing, Hunting

My role models away from sports: My mom & dad

How my teammates would describe me: Fun to be around

How I Would Describe Myself: Tall, Funny

Sport I'd Most Like to Try: Golf

Teammate that makes me laugh the hardest:

Vincent Williams, Donte' Williams, Kentavious Caldwell-Pope

Non-Athletic Accomplishment I'm proudest of: Just being able to help others

Athletic Accomplishment I'm proudest of: Playing basketball at UGA

Most Famous Person I've Ever Met: Lil Wayne

Pre-Game Rituals: Pray, Listen to my iPod

Favorite NBA Player: LeBron James

I Got Started Playing Basketball: In my 8th grade year, when I became too tall for football.

What Drives Me to Excel in Basketball: To make my family happy and try and become a professional.

I chose to attend UGA Because: Georgia had been looking at me the most, and there was an opportunity to play early in my career.



OUTLOOK

PLAYERS

STAFF

OPPONENTS

REVIEW

RECORDS

HISTORY

MEDIA



42

Nemanja Djurisc

Forward • 6-8 • 230 • Fr.-HS
Podgorica, Montenegro • South Kent (Conn.) School

- Big man prospect who should get plenty of opportunities to play early in his collegiate career.
- Has drawn praise for his skill level and all-around basketball smarts.
- Has extensive international competition experience.

High School

- Played his senior season at South Kent School in South Kent, Conn.
- Averaged 20.1 points and 10.3 rebounds for the Cardinal, which went 18-14 last season.
- South Kent produced nine alumni that played in the 2011 NCAA Tournament, including a pair that faced Georgia, Isaiah Thomas and Matthew Bryan-Amaning of Washington.
- Also played in four straight Montenegrin national teams at the 2007-10 Under 18 European Championships.

Personal

Full Name: Nemanja Djurisc
Birthdate/Birthplace: Feb. 23, 1992 / Podgorica, Montenegro
Parents: Snezana Djurisc & Ranko Djurisc

Academic Major: Undecided

Nickname: Nemi, Rocky

Favorite TV Show: Two and a Half Men

Websites I most often visit: Maybe Facebook. Don't spend much time on the computer

Favorite Beverage: Coca-Cola

Favorite Video Game: Pro Evolution Soccer

Favorite Academic Subject: History

Most Challenging Academic Subject: History

Non-Basketball Interests: I love to sing music from my home, Montenegro. I also love to watch movies

My role model away from sports: My mom

How my teammates would describe me: Typical European

How I Would Describe Myself: Different, Cute, Tall, Athletic

Sport I'd Most Like to Try: Soccer

Non-Athletic Accomplishment I'm proudest of: Being a student here at the University of Georgia

Athletic Accomplishment I'm proudest of: Earning a scholarship at UGA

Most Famous Person I've Ever Met: Joakim Noah

My Most Prized Possession: High School diploma

Favorite Non-Basketball Athlete: Novak Djokovic because he is the best in his sport, and also because he is Serbian.

I Got Started Playing Basketball: My brother made me.

Best Friend on Another College Team: Aleksander Dobrovic, Southern New Hampshire Univ.

When I Was Young and Playing Basketball, I Pretended I Was: Vlade Divac...always enjoyed watching him.

I First Got Interested in UGA: When I took my visit last spring.

I Chose to Attend UGA Because: I felt like I could fit really well on this team and help them get better. The school and the campus just felt like the perfect place for me to be.

The Thing I Like Most About Being Part of this Team: It's a very young and talented team that, with hard work, can surprise everyone in a positive way.



2011-12 Newcomers



OUTLOOK
PLAYERS
STAFF
OPPONENTS
REVIEW
RECORDS
HISTORY
MEDIA

32

John Florveus

Fwd./Center • 6-11 • 230 • Jr. - Tr.
Miami, Florida • Hillsborough Comm. College

- Long, athletic frontcourt player who has earned the opportunity to contribute early in his career as a Bulldog.
- Lauded by Georgia coaches in off-season workouts for his work ethic and exemplary attitude.

Recipient of the James E. and Peggy A. Hickey Scholarship

Junior College

- Played two seasons at Hillsborough Community College in Tampa, Fla.
- Named to the 2011 All-Suncoast Conference first team as a sophomore. Averaged 8.3 points, 7.8 rebounds and 2.1 blocks per game for the HCC Hawks.
- In his freshman season there, he 4.0 points, 3.5 rebounds and 2 blocks per game, ranking 24th nationally in the latter category.
- Transferred to Hillsborough after starring at Dunbar High School in Fort Myers.


Personal

Full Name: John Richard Florveus
Birthdate/Birthplace: Oct. 10, 1990 / Brooklyn, N.Y.
Mother: Louise Lorestie
Academic Major: Psychology
Nickname: J-Flo, 2Tall

Favorite TV Show: Wayan Brothers, Martin, Seinfeld, Fresh Prince
Websites I most often visit: Google, Facebook, Twitter, Hotnewhiphop, nicekicks, Ebay
Favorite Beverage: Apple Juice
Favorite Video Game: Sonic the Hedgehog, Smash Bros., 007
Favorite Academic Subject: Science
Most Challenging Academic Subject: Math
Non-Basketball Interests: Football, Baseball, Shop, Watch Movies
My role models away from sports: My mom & my uncle
How my teammates would describe me: Tall, Cool, Funny
How I Would Describe Myself: Smart, Fun, Crazy, Different
Sport I'd Most Like to Try: Baseball, Hockey, Football
Non-Athletic Accomplishment I'm proudest of: Earning my Associate's Degree from junior college
Athletic Accomplishment I'm proudest of: Earning 1st-team All-Conference in junior college

Most Famous Person I've Ever Met: The late Lee Roy Selmon
Pre-Game Rituals: Prayer, Music
I Got Started Playing Basketball: I started growing very tall very fast and saw an opportunity in basketball.
What Drives Me to Excel in Basketball: My family, my background, realizing how far I've come.
I chose to attend UGA Because: I loved the people here, it was fairly close to home, and I saw it as my best chance to reach my full potential.

John Florveus #32



Elliott Long #10

10

Elliott Long

Guard/Fwd. • 6-4 • 195 • RFr.-SQ
Norcross, Georgia • Greater Atlanta Christian

- A non-scholarship member of the Georgia program.
- Practiced with the team throughout the 2011 season while redshirting as a true freshman.

High School

- Averaged 11 points and six rebounds per game as a senior at Greater Atlanta Christian in 2009-2010.
- Helped his team to a 101-20 record over four years, two final four appearances and the 2010 AA State Championship.
- Was a member of the 2010 All-Region Team and was a Gwinnett County Scholar Athlete.

Personal

Full Name: Elliott Michael Long
Birthdate/Birthplace: Jan. 16, 1992 / Norcross, Ga.
Parents: Ginny Davy and Jim Long
Academic Major: Pre-Business / Management

Nickname: Easy E
Favorite TV Show: Tosh.0, The Office
Websites I most often visit: Facebook, Stumbleupon
Favorite Beverage: Pink Lemonade
Favorite Video Game: NCAA Football
Favorite Academic Subject: Econ
Most Challenging Academic Subject: English
Non-Basketball Interests: Watching Football
My role model away from sports: My older brother
Teammate that makes me laugh the hardest: Nemanja Djurisc
How my teammates would describe me: Quiet, Laid Back
How I Would Describe Myself: Easy going, Laid Back
Sport I'd Most Like to Try: College Baseball
Non-Athletic Accomplishment I'm

proudest of: Getting Accepted at UGA
Athletic Accomplishment I'm proudest of: Winning state championship my senior year
Best Friend on Another College Team: Trent Wiedeman (Coll. of Charleston)
Most Famous Person I've Ever Met: Jeff Foxworthy
Favorite Non-Basketball Athlete: Peyton Manning
Pre-Game Ritual: Take a nap
My Most Prized Possession: State championship ring
I Got Started Playing Basketball: Playing with my brother growing up
When I Was Young and Playing Basketball, I Pretended I Was: J.J. Redick
I First Got Interested in UGA: By visiting my older brother here
The Thing I Like Most About Being Part of this Team: Getting to play basketball every day



Coaching & Support Staff

GEORGIA

Mark Fox

HEAD BASKETBALL COACH
3rd Season at Georgia



Coaching Staff

It hasn't taken long for Mark Fox to right the ship that is Georgia basketball and set it on a course toward long-term prosperity. If the 2010 and 2011 seasons have given just the smallest indication, then the Bulldogs could be headed for some great adventures beyond the horizon.

Only two years after arriving in Athens, Fox has guided the Georgia program to its first 20-win season in nine years. The 2011 Bulldogs also earned their way into the NCAA Tournament, the program's first at-large bid in nine seasons.

From 12-20 before his arrival to 14-17 in his first season, and most recently a 21-12 mark, as well as a trip to the "Big Dance." That's real, tangible progress.

There were plenty more measurable signs that 2011 was a marked ascension for the Bulldogs:

- Georgia's 21 wins were its most since 2002 and just the 11th 20-win season in program history.
- Georgia's 9-7 SEC record and third-place showing in the Eastern Division were its best since 2003.
- Georgia's seven road wins were the most since 1995 and more than in the three previous years combined.
- Georgia earned its first national Top 25 ranking since 2003.
- Average home attendance was its best since 2004.

In Fox's first season in Athens, amid low expectations, the Bulldogs in 2010 toppled three Top 25 opponents and nearly knocked off several more. They led the Southeastern Conference in key benchmarks such as free throw percentage, field goal percentage and assists. Just as important, they forced their SEC brethren to take notice of a new combatant joining their fight.

Fox became the 21st head basket-

ball coach in the history of the University of Georgia on April 3, 2009. The native Kansan arrived in Athens after five successful seasons in a similar capacity at the University of Nevada, which played in the postseason in each of those five years.

During Fox's tenure as head coach, Nevada won at least 21 games each season, won or shared four straight Western Athletic Conference titles and played in three consecutive NCAA Tournaments. He was named the WAC Don Haskins Coach of the Year three times.

In all, Fox spent nine seasons coaching basketball at the Reno school. His first four (2001-04) came as the Wolf Pack's associate head coach under Trent Johnson. When Johnson left Nevada for the head coaching job at Stanford, Fox assumed the lead chair, and the program kept its torrid pace.

As an assistant in 2003-04, Fox helped Nevada reach the NCAA Sweet Sixteen for the first time in school history as the Wolf Pack turned in a 25-9 overall record. Nevada registered upset victories over Michigan State and Gonzaga in the 2004 NCAA Tournament. Nevada also tied for a share of the Western Athletic Conference regular-season crown for the first time in school history and captured the WAC Tournament title.

Coaching has been Fox's aspiration for as long as he can recall. All along his career path in this chosen sport, he has drawn inspiration from countless places and people.

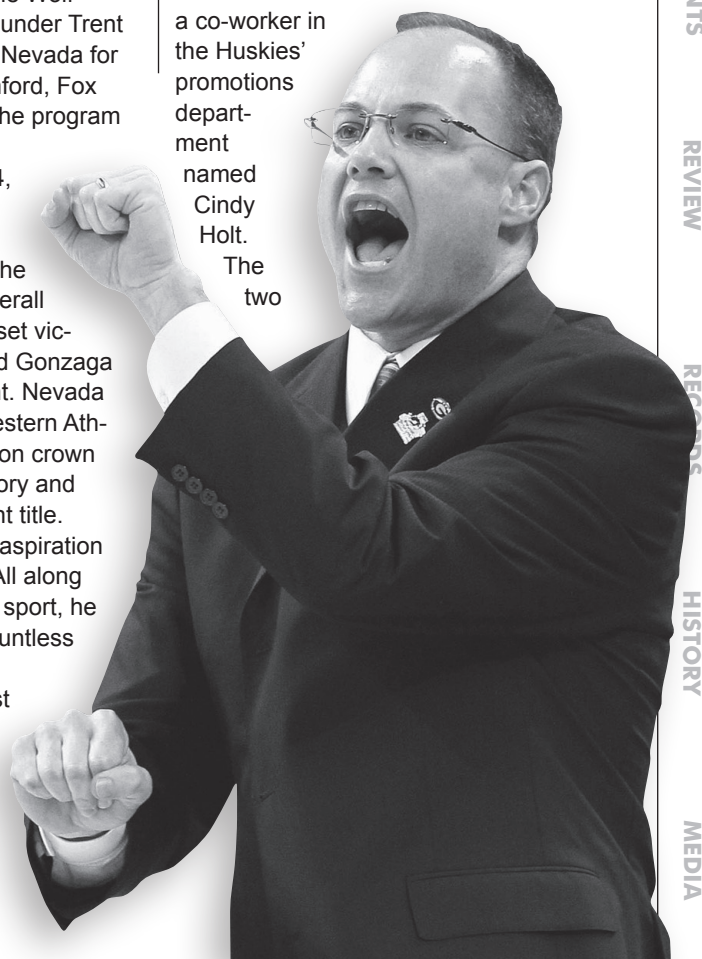
Ironically, some of his most valuable nuggets of wisdom

have come from coaches outside of basketball. Noted collegiate volleyball coach Jim McLaughlin (USC, Washington and Kansas State) as well as football coaches Don James (Washington) and Bill Snyder (K State) are among his professional role models.

Fox began his coaching career as a graduate assistant coach and then as a full-time assistant under Lynn Nance at the University of Washington (1991-93). Perhaps the most significant happenstance during his time in Seattle took place off the court. He became fast friends with fellow assistant Trent Johnson, who later introduced Fox to

a co-worker in the Huskies' promotions department named Cindy Holt.

The two



In just his second year in Athens, Fox guided the Bulldogs to a 21-12 overall mark and an NCAA Tournament berth.



Coaching Staff

OUTLOOK
PLAYERS
STAFF
OPPONENTS
REVIEW
RECORDS
HISTORY
MEDIA

were married four years later.

Following his two-year stint at Washington, Fox completed another important step in his coaching career. He spent the 1993-94 season finishing his master's degree at the University of Kansas. During his spare time he was a close and constant observer of then-KU head coach Roy Williams and the Jayhawk basketball program.

Fox then spent six seasons (1994-2000) as an assistant coach under Tom Asbury at Kansas State before joining the Nevada staff in August of 2000. While at KSU, the Wildcats earned an NCAA Tournament invitation in 1996 and two appearances in the National Invitation Tournament (1998 and 1999). They led the nation in field-goal percentage defense in 1999 and were tops in the Big 12 Conference in that category from 1996-99.

Fox developed a reputation as a strong recruiter during his 12 years as

an assistant coach. He has signed and coached numerous players who earned all-conference honors from the Big Eight, Big 12, Pac-10 and WAC. Foremost among his Nevada signees was three-time WAC Player of the Year and All-American Nick Fazekas (2004-07), the school's all-time scoring leader with 2,464 points. Fox also played instrumental roles in bringing 2004 WAC Player of the Year and NBA first-round draft pick Kirk Snyder to the program, as well as prep All-American Luke Babbitt, former Wolf Pack all-conference selections Todd Okeson and Kevinn Pinkney to name a few. Most recently, Fox added to this list 2011 McDonald's All-America guard Kentavious Caldwell-Pope, Georgia's first such national honoree in almost 20 years.

In addition to his recruiting prowess, Fox has also built a name for himself in the area of player development. His

prime example is former Nevada guard Ramon Sessions, lightly recruited out of high school but who has quietly put together a solid, young career in the NBA.

Fox played college basketball at Garden City (Kan.) Community College (1987-89) under former Nevada head coach Jim Carey and then lettered two seasons at Eastern New Mexico University (1989-91) in Portales, N.M. He was a first-team Academic All-Lone Star Conference selection in 1991.

He graduated magna cum laude with a bachelor of science degree in physical education from Eastern New Mexico in 1991 and obtained a master's of science degree in athletic administration and sports psychology from the University of Kansas in 1996.

Fox and his wife, Cindy, have two children: a son, Parker (11), and a daughter, Olivia (9).

Mark Fox Facts



Birthdate: January 13, 1969
Hometown: Garden City, Kansas
Family: Wife – Cindy
Children: Parker (11), Olivia (9)

Education
 Garden City Community College (1987-89)
 Eastern New Mexico, B.S. in Physical

Education, 1991
 University of Kansas, M.S. Athletic Administration/
 Sports Psychology, 1996

Coaching Experience

Assistant Coach, University of Washington, 1991-93
 Assistant Coach, Kansas State University, 1994-2000
 Associate Head Coach, University of Nevada, 2000-04
 Head Coach, University of Nevada, 2004-09
 Head Coach, University of Georgia, 2009-Present

Coaching Honors

Don Haskins Coach of the Year, Western Athletic Conference, 2005-07

Players with NBA Experience

Luke Babbitt	Rich Manning	Trey Thompkins
JaVale McGee	Kevinn Pinkney	
Nick Fazekas	Mark Pope	
Armon Johnson	Ramon Sessions	
Travis Leslie	Kirk Snyder	

Bulldogs Who Have Graduated in the Mark Fox Era

Chris Barnes	Jeremy Price
Corey Butler	Gerald Robinson
Albert Jackson	Tyler Whatley
Ricky McPhee	Damien Wilkins
Connor Nolte	Terrance Woodbury

Year-by-Year Head Coaching Record

Year	Overall	Pct.	Home	Away	Neu.	Conf.	Finish	Post-Season
2004-05	25-7	.781	13-4	11-2	1-1	16-2	1st	(NCAA)
2005-06	27-6	.818	17-1	10-3	0-2	13-3	1st	(NCAA)
2006-07	29-5	.853	15-1	10-2	4-2	14-2	1st	(NCAA)
2007-08	21-12	.636	13-3	7-9	1-0	12-4	T1st	(CBI)
2008-09	21-13	.618	13-8	8-5	0-0	11-5	2nd	(CBI)
at Nevada	123-43	.741	71-17	46-21	6-5	66-16	---	
2009-10	14-17	.452	12-4	0-11	2-2	5-11	6th	---
2010-11	21-12	.636	12-4	7-4	2-4	9-7	t3rd	(NCAA)
at Georgia	35-29	.547	24-8	7-15	4-6	14-18		
TOTALS	158-72	.687	95-25	53-36	10-11	79-33		

Coaching Staff



Kwanza Johnson

ASSISTANT BASKETBALL COACH (Tulsa '95)

Third Season at Georgia



Kwanza Johnson is in his third season as an assistant coach at Georgia. He had spent the previous three seasons coaching alongside Mark Fox as an assistant for the Nevada program.

In Johnson's first year at Nevada, his work with the Wolf Pack frontcourt players helped forward Nick Fazekas earn first-team All-America honors and his third Western Athletic Conference Player of the Year honor. The next year Johnson worked with big man Ja-Vale McGee, who was an All-WAC selection and the 18th player chosen in the 2008 NBA Draft (Washington Wizards). That year, the Wolf Pack set a school record, led the WAC and ranked 15th nationally in blocked shots at 5.8 per game.

Most recently, Johnson's work last year with Wolf Pack freshman Luke Babbitt helped him earn WAC Newcomer of the Year honors, as well as a 1st team All-WAC selection.

"I'm really excited that Kwanza chose to continue his career by coming to Georgia with us," Fox said. "He gives us assets that will be valuable contributions as we build our program here. Kwanza was vital in helping us

bring in a Top 25 recruiting class at Nevada."

Before coaching at Nevada, Johnson had served previously on the coaching staffs at Eastern Illinois (2006), twice at his alma mater Tulsa (1997-99 and 2001-05), Arkansas-Little Rock (2001) and Cal Poly-San Luis Obispo (2000).

A native of Oklahoma City, Okla., Johnson played collegiately first at Rose State College before finishing at Tulsa in 1995. Both of his Hurricane teams, coached by former Georgia coach Tubby Smith, won the Missouri Valley Conference title and reached the NCAA Sweet 16. In his final season for the Hurricane, Johnson was elected team captain and was also named to the MVC All-Defensive team.

Johnson began his collegiate playing career at Rose State College in Midwest City, Okla., where he was the junior college Region II Player of the Year and was named to the national junior college all-tournament team in 1993.

Johnson, 37, earned his B.S. degree in Economics at Tulsa in 1995. He earned his Juris Doctorate degree from the Tulsa College of Law in 1999. He and his wife Kim have three children: Kaitlyn (10), Kendall (7) and Kalli (4).

Johnson Facts

PERSONAL

Full Name:

Kwanza S. Johnson
Born: March 8, 1972 in Oklahoma City, Okla.

Family: **Wife** - Kim. **Children** - Kaitlyn (10), Kendall (7), Kalli (4).

High School: John Marshall High School, Oklahoma City, Okla.

Junior College: Associate degree, Rose State College, Midwest City, Okla., 1993

Undergraduate: B.S. degree, Economics, University of Tulsa, Tulsa, Okla., 1995

Post-Graduate: Juris Doctorate degree, Univ. of Tulsa College of Law, 1999



COACHING EXPERIENCE

Administrative Assistant, University of Tulsa, Tulsa, Okla., 1997-99

Asst. Basketball Coach, Cal Poly-San Luis Obispo, San Luis Obispo, Calif., 1999-2000

Asst. Basketball Coach, Univ. of Arkansas-Little Rock, Little Rock, Ark., 2000-01

Asst. Basketball Coach, University of Tulsa, Tulsa, Okla., 2001-05

Asst. Basketball Coach, Eastern Illinois University, Charleston, Ill., 2005-06

Asst. Basketball Coach, University of Nevada, Reno, Nev., 2006-09

Asst. Basketball Coach, University of Georgia, April 2009-Present

PLAYING CAREER

• 2-year letterman at Tulsa under former UGA coach Tubby Smith, playing on back-to-back Missouri Valley Conference and NCAA Sweet 16 teams.



Coaching Staff

OUTLOOK
PLAYERS
STAFF
OPPONENTS
REVIEW
RECORDS
HISTORY
MEDIA



Philip Pearson ASSISTANT BASKETBALL COACH (Alabama '93) Third Season at Georgia



Philip Pearson, a veteran of Southeastern Conference basketball as a player and coach, joined the Georgia staff as an assistant coach in April of 2009.

Pearson spent 16 years representing the Alabama program, either as a player or coach. Most recently, he earned high praise for his work as the Crimson Tide's interim head coach during the final 13 games of the 2009 season. Alabama won six of those contests, including a first-round game in the SEC Tournament.

"We were very fortunate to bring Philip to Georgia," head coach Mark Fox said. "He's a terrific person, he has a wealth of experience in the SEC, and he has a tremendous track record of success in recruiting."

Pearson got his start in the coaching business as a graduate assistant to Wimp Sanderson at Arkansas-Little Rock in 1994. The next year he joined Mark Gottfried at Murray State, first as an administrative assistant, then as director of basketball operations and by 1997 as a full-time assistant coach. After the Racers played in their second straight NCAA Tournament in 1998, Pearson followed Gottfried to their alma mater, where they coached together

for 11 seasons. During that time, Alabama won over 200 games, won the 2002 SEC Championship, played in five NCAA Tournaments, reached the NCAA Quarterfinals in 2004, and earned the program's first-ever No. 1 ranking in 2002.

Pearson was a 5-year playing member of the Bama program, the first three under Sanderson, the latter two under David Hobbs. During his career he counted as his teammates a total of 10 future NBA players: Robert Horry, Antonio McDyess, Latrell Sprewell, Keith Askins, Jason Caffey, David Benoit, James Robinson, Eric Washington, Marcus Webb and Roy Rogers. While as a coach there, five more alumni reached the NBA: Gerald Wallace, Rod Grizzard, Mo Williams, Jermareo Davidson and Richard Hendrix.

A native of Montgomery, Ala., Pearson earned his B.S. degree in Human Performance from Alabama in 1993. He earned his master's degree in Health, Physical Education & Recreation from Murray State in 1997. He and his wife Ashley have three children: Mary Collins (11), William (9) and Catherine (7).

Pearson Facts

PERSONAL

Full Name:

Philip J. Pearson

Born: February 16, 1971 in Montgomery, Ala.

Family: Wife - Ashley.

Children - Mary Collins (11), William (9), Catherine (7).

High School: Jeff Davis High School, Montgomery, Ala.

Undergraduate: B.S. degree, Human Performance, University of Alabama, 1993

Graduate: M.S. degree, Health, Physical Education & Recreation, Murray State University, 1997

COACHING EXPERIENCE

Graduate Assistant Basketball Coach, Univ. of



Arkansas - Little Rock, Little Rock, Ark., 1994-95

Administrative Assistant, Murray State University, Murray, Ky., 1995-96

Director of Basketball Operations, Murray State University, 1996-97

Asst. Basketball Coach, Murray State University, 1997-98

Asst. Basketball Coach, University of Alabama, 1998 - January of 2009

Interim Head Basketball Coach, University of Alabama, Jan.-March, 2009

Asst. Basketball Coach, University of Georgia, April 2009-Present

PLAYING CAREER

• 5-year member of the basketball program at Alabama, the first three under Wimp Sanderson, the latter two under David Hobbs.

Coaching Staff



Stacey Palmore

ASSISTANT BASKETBALL COACH

(Livingstone '93)
Third Season at Georgia



Stacey Palmore, who had been an assistant coach on the staff at Virginia Tech for the previous five seasons, joined the Georgia coaching staff in a similar capacity in May of 2009.

A native of Greenwood, S.C., Palmore had built a reputation at Virginia Tech as one of the ACC's top assistant coaches, both as a recruiter and an on-court teacher. His arrival in Blacksburg coincided with Tech's joining the ACC. Since that inaugural year, the Hokies' program ranks fourth in the league in total ACC regular-season victories with 38.

"I'm really excited to have a person and coach the caliber of Stacey be a part of our program," head coach Mark Fox said. "He's a first-class guy. He's had a lot of success in recruiting this area."

Georgia is Palmore's fifth NCAA Division I program. He joined the Virginia Tech program in the summer of 2004 after spending the 2003-04 season as an assistant at the College of Charleston. Before coming to Charleston, he spent one season (2003) at the University of Evansville.

Palmore also served two seasons (2001-02) as an assistant coach and recruiting coordinator

at Western Carolina University. During his time there, he signed Zanesville, Ohio, native Kevin Martin, who eventually ranked 2nd nationally in scoring in 2004 and was a first-round draft pick by the NBA's Sacramento Kings. To begin the 2004 season, Martin poured in 44 points in a loss at Georgia. It remains the second-highest offensive output by a UGA opponent in the history of Stegeman Coliseum.

A 1993 graduate of Livingstone College (N.C.), Palmore played basketball and golf at the collegiate level. As a junior and senior, he was in the nation's top 10 in Division II three-point field-goal percentage and was co-captain in his last two seasons.

Palmore began his coaching career at Warwick High School in Newport News, Va., where he served as an assistant for three years (1993-96) and head coach for his final year. He then spent one year at Lander University in his hometown of Greenwood and two years at Erskine (S.C.) College before joining the staff at Western Carolina.

Every year since 1994, Palmore has returned to Greenwood to host the "Shoot 4 The Stars" basketball camp for local children between grades K-8.

Palmore has a son, Jaden Alexander, born July 31, 2006.

Palmore Facts

PERSONAL

Full Name:

Stacey L. Palmore

Born: March 23, 1969 in Greenwood, S.C.

Family: Son - Jaden Alexander (5)

High School: Greenwood High School, Greenwood, S.C.

Undergraduate: B.A. degree, Livingstone College, Salisbury, N.C.

COACHING EXPERIENCE

Asst. Basketball Coach, Warwick High School, Newport News, Va., 1993-96

Head Basketball Coach, Warwick High School, Newport News, Va., 1996-97



Asst. Basketball Coach, Lander University, Greenwood, S.C., 1997-98

Asst. Basketball Coach, Erskine College, Due West, S.C., 1998-2000

Asst. Basketball Coach, Western Carolina University, Cullowhee, N.C., 2000-02

Asst. Basketball Coach, Univ. of Evansville, Evansville, Ind., 2002-03

Asst. Basketball Coach, College of Charleston, Charleston, S.C., 2003-04

Asst. Basketball Coach, Virginia Tech, Blacksburg, Va., 2004-09

Asst. Basketball Coach, University of Georgia, May 2009-Present

PLAYING CAREER

• Four-year letterman at Livingstone. Also lettered on golf team.



Basketball Staff



Kent Davison
Director of
Basketball Operations

High School in Kansas in 1974. In 1979 he became an assistant coach at Wichita State, where in his two seasons there he coached future NBA players Cliff Levingston and Antoine Carr.

Davison's relationship with coach Mark Fox began at his next stop, where he coached at Garden City Community College for 17 seasons, the final six as the Broncbusters' head coach. Three of his GCCC teams won 20 games, and he sent more than 50 players on to Division I programs.

Davison was previously the first-ever head coach at three different NBA Developmental League franchises: Roanoke (2001-06), Colorado (2007) and Fort Wayne (2008). He has also coached teams in the United States Basketball League (Dodge City, which he led to the USBL championship in 2000) and the Continental Basketball Assn. (Fort Wayne).

Most recently, Davison served the 2008 year as head coach of the national team of the Middle Eastern country of Qatar.

A native of Rochester, Pa., Davison and his wife Pat have two sons, Matt and Andrew, and a grandson, 4-year-old Jackson.

Will MacEwen
Graduate Assistant

Will MacEwen is in his third season on the Georgia Basketball staff, his first as the Bulldogs' Graduate Assistant.

In his new capacity, MacEwen handles a variety of tasks, including film exchange with opposing teams, video editing, maintaining the program's prospect management database, and oversight of the student managerial staff.

A graduate of Pace Academy in Atlanta, MacEwen began his undergraduate career at N.C. State University in Raleigh, N.C.. He then attended Georgia State in Atlanta for one semester before transferring to UGA in 2009.

MacEwen joined the student managerial staff in the winter of 2009 and remained a manager until his graduation last spring. He earned his B.S. Ed. in Sports Management as a Cum Laude graduate.

MacEwen is currently pursuing his master's degree in the Sports Management program at UGA.

Colby Pohlmann
Assistant Trainer

Colby Pohlmann was named Assistant Athletic Trainer at UGA in September of 2006. In his capacity he works directly with the Georgia Bulldog Basketball team. He is currently a member of the National Strength & Conditioning Association and a nationally registered emergency medical technician.

Pohlmann came to Georgia after serving one year as an athletic trainer for the basketball team at St. John's University in Jamaica, N.Y. During his time in New York he served as a diplomat accompanying the first American soccer team to play on Vietnamese soil. Before attending St. John's, Pohlmann was as an athletic trainer at Florida State University, where he completed his master's degree in athletic administration in 2004. While at FSU, his main assignment was working with the Seminoles' football team, but he also traveled with the basketball and baseball teams. He accompanied the FSU football team at both the 2003 Nokia Sugar Bowl and 2004 FedEx Orange Bowl.

A native of Clatonia, Neb., Pohlmann is a 2002 graduate of the University of Nebraska. During his career in Lincoln, he served the Huskers' athletic program as the head student athletic trainer, working with a number of its teams, including football, baseball, wrestling, volleyball, track and soccer.



Todd Okeson
Operations
Coordinator



Will MacEwen
Graduate
Assistant

Todd Okeson
Operations Coordinator


Todd Okeson begins his third season on the Georgia staff, his first as the program's Operations Coordinator. In his new role, he directs a number of tasks, including the players' day-to-day schedules and their academic performance, as well as the program's on-campus recruiting efforts, summer camps and community outreach.

A native of Weskan, Kan., Okeson played the 2001-02 seasons at Dodge City Community College before transferring to Nevada. He was recruited to Reno by then-Associate Head Coach Mark Fox.

In his senior season of 2004, Okeson was the Wolf Pack's unheralded star of two upset wins in the NCAA Tournament. He gained particular notoriety by scoring 19 points in Nevada's second-round victory over Gonzaga.

Okeson later played professionally in Europe before returning to Nevada, first as Fox's program assistant and last season as an assistant coach for the Reno Bighorns of the NBA's Developmental League.

Okeson and his wife Natalie are proud parents of a son, 2-year-old Gaines.



Colby Pohlmann
Assistant Trainer

Kent Davison
Director of Basketball Operations

In coming to Georgia in 2009 as Director of Basketball Operations, Kent Davison continued a long career in coaching that has covered many different levels, including high school, college, professional and international teams.

As operations director, Davison is in charge of organizing team travel and all team-related events, as well as implementation and monitoring of the program's budget.

A graduate of Sterling (Kan.) College, Davison began his coaching career at Winfield

OUTLOOK
PLAYERS
STAFF
OPPONENTS
REVIEW
RECORDS
HISTORY
MEDIA



Basketball Support Staff



Sean Hayes
Strength & Conditioning

Sean Hayes Strength & Conditioning

Sean Hayes joined the Athletic Association in August of 2010 as Assistant Strength & Conditioning Director. In that capacity, he oversees all aspects of the Bulldogs' strength and conditioning program, and he also works with the Georgia volleyball and women's golf programs.

Hayes came to Georgia after four seasons in a similar capacity with the Buffalo Bills of the NFL. Before his tenure in pro football, he had spent over a decade in college athletics. Most recently, he served as the strength and



Cory Kopaniasz
Academic Counselor

conditioning coach for the Clemson University basketball team from 2004-2006.

For over two years (2002-04) Hayes was the Director of Strength and Conditioning for the entire 41-sport program at Harvard University, with concentrated work for the Crimson's football team, both basketball teams, as well as both ice hockey squads. His other collegiate stops included the University of Tulsa, his alma mater Springfield College, Yale University and Boston University.

Hayes earned his Bachelor of Science degree in health fitness from Springfield College in 1996, then completed a Master of Education in Applied Exercise Science from Springfield in 1999.

Hayes is married to the former Susanne Esteban, and the couple has two daughters Kaylie (8) and Ella (5).

Cory Kopaniasz Academic Counselor

Cory Kopaniasz joined the Athletic Association in January of 1999 and became a full-time employee in July of 2000 as a member of the academic counseling staff. He had served as the academic center's intern and graduate assistant before taking over full-time duties.

Kopaniasz is in his second stint as head academic counselor for the men's basketball team, having previously worked in the same capacity during the 2001-03 seasons. He also currently advises the women's basketball team and he has previously worked with both Georgia tennis teams, both swimming programs, baseball, gymnastics, as well as the football squad.

As the team's counselor, Kopaniasz assists the Bulldogs in a variety of academic issues, including classroom performance, progression toward degrees, arranging of tutors and mentors, and the improvement of their study skills and strategies.

Because of his father's employment for NATO, Kopaniasz lived for a short time in Brussels, Belgium, where he graduated from Brussels American High School. He received his bachelor's degree in Economics from UGA in 2000, and two years later, he earned his Master's degree in Sport Studies from Georgia.

Kopaniasz served as Associate Director for Academic Support at the University of Mississippi from January until June of 2008 before returning to his alma mater.

Kopaniasz is married to the former Candace Waters of Watkinsville, Ga., and they have one son, 9-year-old Caden.

2011-12 Student Managerial Staff



L-R: Cody Anderson, Linn Wilson, Jeff Glass, Head Coach Mark Fox, Adam Lewites and Chad Aycock.



Basketball Support Staff

OUTLOOK
PLAYERS
STAFF
OPPONENTS
REVIEW
RECORDS
HISTORY
MEDIA



John Bateman
Director
of Marketing



Emily Deitz
Director
of Promotions



Pam Gauld
Administrative
Secretary



Tim Hix
Assoc. Director
Sports
Communications

John Bateman
Director of Marketing

John Bateman, who has been a member of the UGA Athletic Association for more than a decade, was promoted to Director of Marketing in the summer of 2006 after two years as the UGAA's Director of Promotions.

Bateman is responsible for coordinating ticketing campaigns, venue concessions and merchandise contracts, marketing and promotional activities on georgiadogs.com, videoboard operations and will manage all gameday print operations. He will also coordinate the Athletic Association's spirit program and act as a liaison between the Athletic Association and the Redcoat Marching Band and all other athletic bands.

Bateman joined the Georgia promotions office in August of 1994 and served as Assistant Director of Promotions until 1997, when he was promoted to Associate Director.

Bateman is a 1991 graduate of Georgia, where he received his bachelor's degree in Business Administration. As an undergraduate he served as a manager for the men's basketball team, including the Bulldogs' 1990 SEC championship squad.

After earning a master's in Sport Management from Georgia in 1993, Bateman worked as the championships and officiating assistant at the Southeastern Conference office in Birmingham, Ala.,

for a year before returning to the University.

A native of Albany, Ga., Bateman is married to the former Jill Sirmans of Valdosta, Ga.

Emily Deitz
Director of Promotions

Emily Deitz was named Director of Promotions in the summer of 2006 after one year as Associate Director of the same office. In her current position, she coordinates the promotional efforts for all 21 Bulldog and Lady Bulldog athletic teams and is directly responsible for football, men's basketball, women's basketball and gymnastics, as well as SEC and NCAA Championships hosted by UGA. She also works with the collegiate licensing program.

Deitz came to Georgia after three prior stops at major universities, working in the field of marketing. Most recently, she served as Director of Marketing of the sports teams at the University of Louisville. Prior to Louisville, Deitz spent two years at the University of Florida, where she was Assistant Director of Marketing and two years at Auburn University as Assistant Director of Marketing.

A 1998 alumnus of Western Kentucky, she worked in the Western Kentucky Athletic marketing office for two years. After graduating from WKU, Deitz joined the University of Florida staff as a marketing assistant and also earned her master's degree in Exercise and Sport Sciences.

Emily and her husband, Brian, have two daughters, Briley Paige, born in January of 2007, and Eliannah Jane, born in December of 2009.

Pam Gauld
Administrative Secretary

Pam Gauld has been a member of the University of Georgia Athletic Association since May of 2004 as the administrative secretary in the men's basketball office.

Gauld coordinates monthly UGAAA volunteers who assist the Athens Emergency Food Bank. Active in the community, Gauld is especially proud of her volunteer work with The UGA Catholic Center 5K Human Race and Relay for Life.

Gauld and her husband John, a teacher in Oconee County, have lived in the Athens area since 1997. They have three children: Patrick, a UGA and Michigan State alumnus who is a school psychologist in Chicago; Andrea, a professor of pharmacy at Notre Dame of Maryland University; and Emily, a 2010 UGA graduate teaching in Germany on a Fulbright grant.

Tim Hix
Associate Director
Sports Communications

Tim Hix begins his 17th season as Associate Director of Sports Communications, also his 17th as the primary information contact for men's basketball.

In addition to his duties with the basketball team, Hix is also the school's primary information contact for its Equestrian program. He also supervises operation of the press box staff at all UGA home football games.


From 1984 until 1995, Hix served first as Assistant SID and later as Senior Assistant. He handled all publicity for the nationally-successful women's basketball program, as well as a number of other Bulldog and Lady Bulldog sports, including track & field, golf and swimming.

During the 1996 Olympics, Hix worked as the Press Chief at the rhythmic gymnastics competition in the Coliseum and assisted the Press Chief during the early-round volleyball matches.

Hix has authored a pair of books, "Hoop Tales" and "Stadium Stories," both depicting the greatest players, coaches and seasons in the history of Georgia basketball and football.

Hix completed his B.S. Degree in Journalism at the University of Tennessee in 1984. During his undergraduate days he worked four years as a student assistant in the UT sports information office.

Hix is married to the former Robin Amos of Lexington, Ky., and they have two children: daughter Payton, 24 of Lexington, and a son, Grant, 16.



Melvin Elder
Equipment Manager
Olympic Sports



Hunter Hinkle
Asst. Equipment Mgr.
Olympic Sports

University Administration

Dr. Michael F. Adams

University of Georgia President

Dr. Michael F. Adams was named the 21st president of the University of Georgia on June 11, 1997. He immediately focused on securing UGA's future as one of America's premier public research universities. Under Dr. Adams' leadership, student quality has risen steadily and the University of Georgia has been recognized as one of the nation's top 20 public research universities for eight out of the past 10 years by U.S. News & World Report.

Now in his 15th year as President of the University of Georgia, Dr. Michael F. Adams is one of America's longest serving and best known university presidents. A widely respected figure in higher education, he has been elected by his peers to lead a number of national organizations including the National Association of Independent Colleges and Universities, the Association of Public and Land-Grant Universities, the American Council on Education and the National Collegiate Athletic Association's Executive Committee.

He holds a Ph.D. from The Ohio State University and has been awarded five honorary degrees. In addition, he is a specialist in political communication and higher education administration and has written professionally in both areas. Dr. Adams has held senior positions in state and national government – as Chief of Staff to former Senator Howard Baker and as an advisor to former Tennessee Governor and current Senator Lamar Alexander.

Either personally or on behalf of the University he has received more than 50 awards in higher education, including the Knight Foundation Award for Presidential Leadership, the Pioneer Award for Leadership in Civil Rights and the James T. Rogers Award, the highest honor bestowed by the Southern Association of Colleges and Schools. He is the recipient of the Governor's Award in the Humanities

from the Georgia Endowment for the Humanities. For 10 consecutive years, Georgia Trend magazine has included Dr. Adams on its list of Most Influential Georgians.

The UGA campus has been transformed since he took office, with more than \$1 billion in new construction, renovation and infrastructure and 6.2 million square feet of new space completed. The East Campus Village, served by the Harris Dining Commons, added space for more than 1,200 students to help meet demand for on-campus living, and another 500-bed residence hall opened in 2010. The new home of the Lamar Dodd School of Art, also on East Campus, opened in 2008, and the expansion of the Georgia Museum of Art was completed in early 2011. A new Special Collections Library, to be named in honor of the late Georgia Senator Richard B. Russell, is scheduled to open in 2012, and a range of student-serving facilities, including an expansion of the Tate Student Center, has opened recently.

Under his leadership, the University of Georgia has attained its highest rankings ever; has become the most selective in its history; and has grown from some 29,000 students to almost 35,000 students today.

Dr. Adams is a graduate of the public schools of Georgia and Tennessee, earning his diploma in 1966 as the most outstanding graduate of Chattanooga High School and earned undergraduate degree in speech and history from Lipscomb University, which named him Alumnus of the Year in 2011. He has been



married to his college sweetheart, Mary Lynn Ethridge Adams, whom he met in a Lipscomb University history class, for 40 years.

They are the parents of two sons, both of whom are married to UGA alumnae, and are very proud of their two granddaughters, Campbell and Tucker.



OUTLOOK

PLAYERS

STAFF

OPONENTS

REVIEW

RECORDS

HISTORY

MEDIA



Athletic Administration

OUTLOOK
PLAYERS
STAFF
OPPONENTS
REVIEW
RECORDS
HISTORY
MEDIA

Greg McGarity Athletic Director

Athens native and University of Georgia graduate Greg McGarity was named Director of Athletics at UGA on August 13, 2010, after serving 18 years in the athletic department at the University of Florida.

At UF, he most recently served as Executive Associate Athletic Director after serving as both an associate and senior associate athletic director during his tenure. His duties at Florida included assisting the athletic director in daily operations of the department, assisting in preparation and approval of the annual budget and extensive involvement in long-term planning, contracts, competition scheduling and employment searches, among other areas. McGarity was involved in the planning and supervision of several construction projects, including the expansion of Ben Hill Griffin Stadium and the William Heavener Football Complex.

McGarity graduated from the University of Georgia in 1976 with a Bachelor of Arts degree in Journalism. He was a letterman on the 1973 Bulldog tennis team and following graduation began his professional career at UGA. After serving as a student assistant from 1973-77, he held positions as assistant sports information director and head women's tennis coach (1977-82), administrative assistant (1982-88), and assistant athletic director for facilities and event management (1988-92).

Citing McGarity's top-level experience in one of America's most successful athletic programs, Georgia president Dr. Michael F. Adams said McGarity understands UGA's desire to compete and succeed at the highest level of intercollegiate athletics while maintaining a primary focus on the needs and success of student-athletes.

"Greg McGarity is an experienced senior athletic administrator who has spent his entire life in athletics and athletic administration," Adams said

on the day of McGarity's appointment. "He was admired greatly during the time he worked in the department here, and I can tell you from the comments I have read during this process that this is considered to be a great loss at the University of Florida. He has been involved in major personnel decisions at Florida, and I consider hiring the right people in the right positions to be the most important function of a senior administrator."

McGarity is married to the former Sheryl Holland, who graduated from UGA in 1976 with a bachelor of science degree in education. They have one son, Alex, a graduate of the University of Florida.

— — — — —

Prof. David Shipley Faculty Athletics Representative


Professor David E. Shipley became UGA's Faculty Athletics Representative in July of 2010. In his role, he is part of the team responsible for ensuring the university's academic compliance with NCAA regulations and academic success for student athletes.

Shipley joined the School of Law faculty as dean and professor of law in July 1998. He led the school through the completion of a strategic planning process; a \$3.2 million renovation of several classrooms and the law library's Carl E. Sanders Reading Room; a school-wide technology upgrade; the creation of the director of advocacy position; the establishment of the Land Use Clinic; and the successful passage of an ABA site inspection. He resigned as dean in June 2003 to return to teaching full time as the Thomas R.R. Cobb Professor of Law.

Shipley was dean and professor at the University of Kentucky College of Law (1993-98); dean, director of the Law Center and professor at the University of Mississippi School of Law (1990-93); and associate dean for administrative affairs and professor at the University of South Carolina School of Law (1989-90). He joined the faculty at



Greg McGarity
Athletic Director



Prof. David Shipley
Faculty Athletics
Representative

the University of South Carolina School of Law in 1977 as a visiting assistant professor after practicing law with the firm Tillinghast, Collins & Graham for two years in Providence, R.I. In addition, he was a visiting professor at William & Mary in 1983-84 and at Ohio State in 1986-87.

Shipley is an active member of the American Bar Association and the Association of American Law Schools. He has also chaired and served on several ABA accreditation inspections.

Shipley earned his undergraduate degree in history with highest honors from Oberlin College and his law degree from the University of Chicago, where he was executive editor of the University of Chicago Law Review.



Athletic Administration



Frank Crumley
Exec. Assoc. Athletic Director
Financial Operations



Dr. Carla Green-Williams
Exec. Assoc. Athletic Director



Claude Felton
Sr. Assoc. Athletic Director
Sports Communications



Glada Horvat
Sr. Assoc. Athletic Director
Academics & Eligibility



Jim Booz
Sr. Assoc. Athletic Director
Compliance



Alan Thomas
Associate Athletic Director
External Operations



Craig White
Associate Athletic Director
Sport Administration



Ted White
Associate Athletic Director
Academic Services



Matt Brachowski
Assistant
Athletic Director
Event Management



Josh Brooks
Assistant
Athletic Director
Internal Operations



Tim Cearley
Assistant
Athletic Director
Ticket Operations



Ron Courson
Assistant
Athletic Director
Sports Medicine



Charley Whittemore
Assistant
Athletic Director
Facilities

OUTLOOK

PLAYERS

STAFF

OPONENTS

REVIEW

RECORDS

HISTORY

MEDIA



Key Game-Day Personnel

OUTLOOK
PLAYERS

STAFF

OPPONENTS

REVIEW

RECORDS

HISTORY


MEDIA



Leland Barrow
Assistant Director
Sports Communications



Ben Beaty
Assistant Director
Sports Communications



Steve Bryant
Associate Director
Sports Medicine



Kate Burkholder
Assistant Director
Sports Communications



Steve Colquitt
Assistant Director
Sports Communications



Christopher Lakos
Associate Director
Sports Communications



Christie Purks
Director
Event Management




Wendi Whittington
Ticket Operations Mgr.



Dave Williams
Assistant Director
Event Management

Scorer's Table Staff at Stegeman Coliseum



Derrick Floyd
Official Scorer



Jen Galas
Official Stats



Mark Hynds
Official Stats



David Johnston
Public Address



Rhonda Kilpatrick
Official Stats



Franklin Scott
Shot Clock Operator



Bud Weston
Scoreboard Operator



Jason Williamson
Official Stats

2011-12 Opponent Information



GEORGIA



2011-12 Opponents

Bowling Green

Nov. 13, 2011 in Athens

6:00 p.m. (EST)

TV: ESPN



General Information

Location: Bowling Green, Ohio
 Founded: 1910
 Enrollment: 17,234
 Colors: Orange and Brown
 Nickname: Falcons
 Conference: Mid-American
 President: Dr. Mary Ellen Mazey
 Athletic Director: Greg Christopher

Email: jknavel@bgsu.edu
 SID Fax Phone: 419-372-6969
 Press Row Phone: 419-372-7131
 Web Site: www.bgsufalcons.com

Basketball Information

Head Coach: Louis Orr
 Record at BGSU/Yrs: 60-66 / 4 yrs
 Overall Record/Yrs: 160-146 / 10 yrs.
 Assistant Coaches: LaMonta Stone, Louis Twigg, Dennis Hopson
 Home Court: Stroth Center
 2010-11 Records: 14-19; 8-8 (5th)
 2010-11 Post-Season: N/A

Sports Information

Sports Info Director: Jason Knavel
 Office Phone: 419-372-7075
 Basketball SID: Jason Knavel
 Cell Phone: 814-464-5069

2011-12 Personnel Breakdown

Starters Returning:

No.	Name	Pos.	Ht.	Wt.	Cl.	PPG	RPG
22	Dee Brown	G	6-2	202	Sr.	10.4	46%FG
15	A'uston Calhoun	F	6-7	232	Jr.	12.5	5.6
1	Jordan Crawford	G	5-6	151	Jr.	7.8	4.0a
32	Torian Oglesby	F	6-7	206	Sr.	4.0	3.5
10	Scott Thomas	F	6-7	201	Sr.	11.2	6.7

Starters Lost:

14	Joe Jaubawski	G	6-2	191	Sr.	3.4	1.2
----	---------------	---	-----	-----	-----	-----	-----

Other Top Lettermen Returning:

35	Cameron Black	F/C	6-10	240	So.	4.1	3.7
12	James Erger	F	6-7	192	Jr.	0.6	0.6
3	Luke Kraus	G	6-1	205	Jr.	3.8	1.3

Top Newcomers

20	Jehvon Clarke	G	6-1	176	Fr.		
21	Chauncey Orr	G	6-4	201	Fr.		

California

Nov. 21, 2011 in Kansas City, Mo.

Approx. 9:45 p.m. (EST)

TV: ESPN2



General Information

Location: Berkeley, CA.
 Founded: 1868
 Enrollment: 35,843
 Colors: Blue and Gold
 Nickname: Golden Bears
 Conference: Pacific-10
 President: Dr. Robert Birgeneau
 Athletic Director: Sandy Barbour

Email: jeremyw@berkeley.edu
 SID Fax Phone: 510-643-7778
 Press Row Phone: 510-642-3098
 Web Site: www.calbears.com

Basketball Information

Head Coach: Mike Montgomery
 Record at Cal/Yrs: 64-37 / 3
 Overall Record/Yrs: 611-281 / 29
 Assistant Coaches: Jay John, Travis DeCuire, John Montgomery
 Home Court: Walter A. Haas Jr. Pavilion
 2010-11 Records: 18-15, 10-8 (5th)
 2010-11 Post-Season: 1-1 in NIT

Sports Information

Sports Info Director: Herb Benenson
 Office Phone: 510-642-0580
 Basketball SID: Jeremy Wu
 Cell Phone: 510-643-2938

2011-12 Personnel Breakdown

Starters Returning:

No.	Name	Pos.	Ht.	Wt.	Cl.	PPG	RPG
2	Jorge Gutierrez	G	6-3	195	Sr.	14.6	3.8
12	Brandon Smith	G	5-11	185	JR	6.4	2.3
22	Harper Kamp	F	6-8	245	Sr.	14.2	5.6
23	Allen Crabbe	G	6-6	205	So.	13.4	5.3

Starters Lost:

10	Markhuri Sanders-Frison	C	6-7	265	Sr.	10.9	7.4
----	-------------------------	---	-----	-----	-----	------	-----

Other Top Lettermen Returning:

3	Richard Solomon	F	6-10	220	So.	5.6	4.4
15	Bak Bak	F	6-9	225	Jr.	2.6	2.5
21	Jeff Powers	G	6-7	190	So.	3.5	0.8

Top Newcomers

13	Raffi Chalian	G	5-11	165	Fr.		
14	Christian Behrens	F	6-8	190	Fr.		
20	Rob Filley	G	6-4	195	Fr.		
45	David Kravish	F	9-9	210	Fr.		

Cincinnati

Dec. 2, 2011 in Athens

7:00 p.m. (EST)

TV: ESPN



General Information

Location: Cincinnati, Ohio
 Founded: 1819
 Enrollment: 39,667
 Colors: Red and Black
 Nickname: Bearcats
 Conference: Big East
 President: Dr. Gregory H. Williams
 Athletic Director: Mike Thomas

Email: andre.foushee@uc.edu
 SID Fax Phone: 513-556-0619
 Press Row Phone: 513-556-0619
 Web Site: www.gobearcats.com

Basketball Information

Head Coach: Mick Cronin
 Record at UC/Yrs: 87-77 / 5
 Overall Record/Yrs: 87-77 / 5
 Assistant Coaches: Larry Davis, George Jackson, Drew Seidenberger
 Home Court: Fifth Third Arena (13,176)
 2010-11 Records: 26-9; 11-7 (T-5th)
 2010-11 Post-Season: 1-1 in NCAA

Sports Information

Sports Info Director: Doug Mosley
 Office Phone: 513-556-0667
 Basketball SID: Andre Foushee
 Office Phone: 513-556-5182

2011-12 Personnel Breakdown

Starters Returning:

No.	Name	Pos.	Ht.	Wt.	Cl.	PPG	RPG
1	Cashmere Wright	G	6-0	175	Jr.	8.9	2.3
3	Dion Dixon	G	6-3	195	Sr.	11.6	2.9
34	Yancy Gates	F	6-9	260	Sr.	11.9	6.9

Starters Lost:

22	Rashad Bishop	F	6-6	225	Sr.	8.4	4.4
32	Ibrahima Thomas	F/C	6-11	230	Sr.	5.8	5.4

Other Top Lettermen Returning:

5	Justin Jackson	F	6-8	210	So.	9.7	6.2
23	Sean Kilpatrick	G/F	6-4	215	So.	9.7	6.2

Top Newcomers

0	Jeremiah Davis	G	6-3	200	Fr.		
2	Octavius Ellis	F	6-9	210	Fr.		
15	Jermaine Sanders	F	6-5	225	Fr.		
11	Shaquille Thomas	F	6-7	180	Fr.		

2011 Progressive CBE Classic

Overview

Produced by the Gazelle Group of Princeton, N.J., the 2011 Progressive CBE Classic features 12 teams from across the country with Georgia, Missouri, Notre Dame and California serving as the four Regional Round hosts. Each of the four Regional Round hosts will play two games on campus before advancing to the Championship Rounds, Nov. 21-22, at Sprint Center in Kansas City, Mo.

The event is named after the College Basketball Experience, the award-winning and highly interactive college hoops fan facility adjacent to Sprint Center, which also features the National Collegiate Basketball Hall of Fame.

Schedule of Games

Date	Game	Site	Time	TV
Championship Rounds				
Nov. 21	Missouri vs. Notre Dame	Kansas City, Mo.	7:30	ESPN2
Nov. 21	Cal vs. Georgia	Kansas City, Mo.	9:45	ESPN2
Nov. 22	Consolation Game	Kansas City, Mo.	7:45	ESPN
Nov. 22	Championship Game	Kansas City, Mo.	10:00	ESPN2
Regional Rounds				
Nov. 13	Bowling Green at Georgia	Athens	6:00	ESPN
Nov. 16	S.D. State at Georgia	Athens	7:00	ESPN
Nov. 13	Geo. Washington at Cal	Berkeley, Calif.	9:30	ESPN
Nov. 15	Austin Peay at Cal	Berkeley, Calif.	10:00	ESPN2
Nov. 14	Mercer at Missouri	Columbia, Mo.	8:00	
Nov. 17	Niagara at Missouri	Columbia, Mo.	8:00	
Nov. 14	Detroit at Notre Dame	South Bend, Ind.	9:00	ESPN
Nov. 16	Sam Houston St. at N. Dame	South Bend, Ind.	7:30	
Subregional Rounds				
Nov. 21	Detroit vs. Geo. Washington	Bowling Green, Ohio	5:00	
	Austin Peay vs. Bowling Green	Bowling Green, Ohio		
	Niagara vs. S.D. State	Macon, Ga.	4:30	
	Sam Houston St. at Mercer	Macon, Ga.		
Nov. 22	Geo. Washington vs. Austin Peay	Bowling Green, Ohio	5:00	
	Detroit vs. Bowling Green	Bowling Green, Ohio		
	S.D. State vs. S. Houston St.	Macon, Ga.	4:30	
	Niagara at Mercer	Macon, Ga.		
Nov. 23	Austin Peay vs. Detroit	Bowling Green, Ohio	5:00	
	Geo. Washington vs. Austin Peay	Bowling Green, Ohio		
	Sam Houston St. vs. Niagara	Macon, Ga.	4:30	
	S.D. State at Mercer	Macon, Ga.		

OUTLOOK

PLAYERS

STAFF

OPPONENTS

REVIEW

RECORDS

HISTORY

MEDIA



2011-12 Opponents



Colorado

Nov. 28, 2011 in Boulder
8:30 p.m. (EST)
TV: Fox Sports West



General Information

Location: Boulder, Colo.
Founded: 1876
Enrollment: 30,128
Colors: Silver, Black Gold
Nickname: Buffaloes
Conference: PAC-12
President: Bruce Benson
Athletic Director: Mike Bohn
Sports Information
Sports Info Director: Dave Plati
Office Phone: 303-492-3812
Basketball SID: Andrew Green
Cell Phone: 720-470-9780

Email: andrew.green@colorado.edu
SID Fax Phone: 303-492-3811
Press Row Phone: 303-492-1552
Web Site: www.cubuffs.com

Basketball Information

Head Coach: Tad Boyle
Record at CU/Yrs: 24-14 / 1 yr.
Overall Record/Yrs: 80-80 / 5 yrs.
Assistant Coaches: Jean Prioleau, Mike Rohn, Tom Abatemarco
Home Court: Coors Events Center
2010-11 Records: 24-14, 8-8 (T-5th)
2010-11 Post-Season: NIT Semis

2011-12 Personnel Breakdown

Starters Returning:

No.	Name	Pos.	Ht.	Wt.	Cl.	PPG	RPG
33	Austin Dufault	F	6-9	250	Sr.	6.6	4.2
1	Nate Tomlinson	G	6-3	190	Sr.	3.1	1.7

Starters Lost:

10	Alec Burks	G	6-6	195	So.	20.5	6.5
11	Cory Higgins	G	6-5	180	Sr.	16.1	3.3
5	Marcus Relphorde	G/F	6-7	220	Sr.	11.2	4.3

Other Top Lettermen Returning:

21	Andre Roberson	G	6-7	210	So.	6.7	7.8
2	Shannon Sharpe	G	6-1	200	Jr.	2.1	1.3
15	Shane Harris-Tunks	C/F	6-11	245	So.	1.8	1.6
32	Ben Mills	C	7-0	220	So.	1.4	1.2

Top Newcomers

0	Askia Booker	G	6-1	175	Fr.		
25	Spencer Dinwiddie	G	6-5	190	Fr.		

Delaware State

Dec. 30, 2011 in Athens
2:00 p.m. (EST)
TV: None



General Information

Location: Dover, Del.
Founded: 1891
Enrollment: 3,800
Colors: Columbia Blue and Red
Nickname: Hornets
Conference: MEAC
President: Dr. Harry L. Williams
Athletic Director: Derek Carter
Sports Information
Sports Info Director: Dennis Jones
Office Phone: 302-857-6065
Basketball SID: Dennis Jones
Cell Phone: 302-857-6068

Email: djones@desu.edu
SID Fax Phone: 302-857-6069
Press Row Phone: 302-857-7112
Web Site: www.dshornets.com

Basketball Information

Head Coach: Greg Jackson
Record at DSU/Yrs: 167-168 / 11
Overall Record/Yrs: 329-246 / 20
Assistant Coaches: Keith Waler, Jarrell Wilkerson, Arthur Tyson
Home Court: Memorial Hall (2,000)
2010-11 Records: 9-21, 5-11 (8th)
2010-11 Post-Season: N/A

2011-12 Personnel Breakdown

Starters Returning:

No.	Name	Pos.	Ht.	Wt.	Cl.	PPG	RPG
4	Jay Threatt	G	5-11	175	Sr.	9.7	3.9
22	Casey Walker	F	6-5	180	So.	13.4	3.2
32	Marques Oliver	F	6-7	220	Jr.	10.5	6.4

Starters Lost:

5	Desi Washington	G	6-2	175	Fr.(t)	13.1	1.7
21	Terron Stowe	F	6-3	255	Sr.	4.7	3.2

Other Top Lettermen Returning:

2	Jabari Joyner	G	5-7	160	Jr.	0.5	0.4
20	Brandon Oliver	G	6-2	185	Jr.	0.4	0.4
33	James Marcellus	F	6-8	225	Sr.	1.9	1.6

Top Newcomers

	Kendall Gray	C	6-10	235	Fr.		
	Miles Bowman	F/G	6-6	210	Fr.		
	Tyshawn Bell	G/F	6-7	215	Fr.		

Furman

Dec. 23, 2011 in Athens
7:00 p.m. (EST)
TV: CSS



General Information

Location: Greenville, S.C.
Founded: 1826
Enrollment: 2,600
Colors: Purple and White
Nickname: Paladins
Conference: Southern
President: Rod Smolla
Athletic Director: Dr. Gary Clark
Sports Information
Sports Info Director: Hunter Reid
Office Phone: 864-294-2061
Basketball SID: Jordan Caskey
Cell Phone: 864-567-1654

Email: jordan.caskey@furman.edu
SID Fax Phone: 864-294-3061
Press Row Phone: 864-294-3620
Web Site: www.furmanpaladins.com

Basketball Information

Head Coach: Jeff Jackson
Record at FU/Yrs: 63-91 / 6
Overall Record/Yrs: 84-151 / 9
Assistant Coaches: Bob Richey, Brian Thornton, David Willson
Home Court: Timmons Arena (4,000)
2010-11 Records: 22-11, 11-2 (3rd)
2010-11 Post-Season: 0-1 in CIT

2011-12 Personnel Breakdown

Starters Returning:

No.	Name	Pos.	Ht.	Wt.	Cl.	PPG	RPG
24	Brandon Sebirumbi	F	6-9	230	Sr.	7.5	3.7

Starters Lost:

4	Noah States	F	6-8	210	Sr.	10.4	4.6
5	Darryl Evans	G	6-1	185	Sr.	8.7	3.0
11	Jordan Miller	G	6-2	175	Sr.	11.3	2.5
31	Amu Saaka	F	6-6	210	Sr.	15.6	6.5

Other Top Lettermen Returning:

43	Colin Reddick	F	6-9	240	So.	5.3	4.6
----	---------------	---	-----	-----	-----	-----	-----

Top Newcomers

4	Tyler Hunt	F	6-7	232	Fr.		
10	Jordan Loyd	G	6-3	190	Fr.		
31	Keith Belfield	G/F	6-6	205	Fr.		
35	Dominic Early	G/F	6-5	185	Fr.		

Georgia Tech

Dec. 7, 2011 in Athens
7:00 p.m. (EST)
TV: Fox Sports South



General Information

Location: Atlanta, Ga.
Founded: 1885
Enrollment: 19,404
Colors: Old Gold and White
Nickname: Yellow Jackets, Rambling Wreck
Conference: ACC
President: Dr. G.P. "Bud" Peterson
Athletic Director: Dan Radakovich
Sports Information
Sports Info Director: Dean Buchan
Office Phone: 404-894-5445
Basketball SID: Mike Stamus
Cell Phone: 404-218-9723

Email: mstamus@athletics.gatech.edu
SID Fax Phone: 404-894-1248
Press Row Phone: 404-894-5458
Web Site: www.ramblinwreck.cstv.com

Basketball Information

Head Coach: Brian Gregory
Record at GT/Yrs: 0-0 / 0
Overall Record/Yrs: 172-94 / 8
Assistant Coaches: Chad Dollar, Josh Postorino, Billy Schmidt
Home Court: Arena at Gwinnett (13,000)
2010-11 Records: 13-18, 5-11 (T-10th)
2010-11 Post-Season: N/A

2011-12 Personnel Breakdown

Starters Returning:

No.	Name	Pos.	Ht.	Wt.	Cl.	PPG	RPG
5	Daniel Miller	C	6-11	258	RSO.	4.4	5.0
14	Jason Morris	G	6-5	210	So.	6.0	2.2

Starters Lost:

1	Iman Shumpert	G	6-5	212	Jr.	17.3	5.9
3	Maurice "Moe" Miller	G	6-2	188	Sr.	6.0	2.2
10	Lance Storks	G	6-5	225	Sr.	2.6	1.8

Other Top Lettermen Returning:

0	Mfon Udofia	G	6.2	193	Jr.	6.7	2.1
24	Kammee Holsey	F	6-8	226	RSO.	3.4	2.7
41	Glen Rice, Jr.	G	6-5	206	Jr.	12.8	5.6

Top Newcomers

1	Julian Royal	F	6-7	230	Fr.		
23	Brandon Reed	G	6-3	180	RSO.(t)	15.1	3.4

OUTLOOK

PLAYERS

STAFF

OPPONENTS

REVIEW

RECORDS

HISTORY

MEDIA



2011-12 Opponents

OUTLOOK
PLAYERS
STAFF
OPPONENTS
REVIEW
RECORDS
HISTORY
MEDIA

Mercer

Dec. 20, 2011 in Athens
7:00 p.m. (EST)
TV: CSS



General Information

Location:Macon, Ga.
Founded:1833
Enrollment:8,200
Colors:Orange and Black
Nickname:Bears
Conference:Atlantic Sun
President:William D. Underwood
Athletic Director:Jim Cole

Email:beyer_wd@mercer.edu
SID Fax Phone:478-301-5350
Press Row Phone:478-301-5161
Web Site:www.mercerbears.com

Basketball Information

Head Coach:Bob Hoffman
Record at MU/Yrs:48-50 / 3 yrs.
Overall Record/Yrs:360-204 / 17 yrs.
Assistant Coaches:Spencer Wright, Jake Nelp, Doug Esleeck
Home Court:University Center
2010-11 Records:15-18, 11-9 (5th)
2010-11 Post-Season:N/A

Sports Information

Sports Info Director:Dave Beyer
Office Phone:478-301-2735
Basketball SID:Dave Beyer
Office Phone:478-301-2735

2011-12 Personnel Breakdown

Starters Returning:

No.	Name	Pos.	Ht.	Wt.	Cl.	PPG	RPG
21	Langston Hall	G	6-4	180	So.	8.2	3.1
5	Bud Thomas	F	6-6	200	So.	4.2	2.6

Starters Lost:

25	Brian Mills	F/C	6-7	201	Sr.	16.2	6.0
12	Jeff Smith	G	6-2	185	Sr.	14.7	3.0
11	Brandon Moore	F	6-6	220	Sr.	11.9	6.5
10	Mark Hall	G	5-11	162	Sr.	7.2	1.7

Other Top Lettermen Returning:

15	Justin Cecil	F	6-8	225	Sr.	5.4	2.5
20	Jake Gollon	F	6-6	200	So.	4.2	3.0
23	Chris Smith	G	6-1	170	Jr.	2.2	1.4
50	Paul Larsen	F	6-6	220	So.	1.9	1.8

Top Newcomers

14	T.J. Hallice	F	6-9	205	Fr.		
32	Shaquille Harris	G	6-2	190	Jr.		

Missouri

Nov. 22, 2011 in Kansas City, Mo.
7:45 or 10:00 p.m. (EST)
Possible CBC Classic 2nd Round



General Information

Founded:1839
Enrollment:32,000
Colors:Old Gold and Black
Nickname:Tigers
Conference:Big 12
President:Steve Owens
Athletic Director:Mike Alden

SID Fax Phone:573-882-4720
Press Row Phone:573-882-1442
Web Site:www.mutigers.com

Basketball Information

Head Coach:Frank Haith
Record at MU/Yrs:First Season
Overall Record/Yrs:129-101 / 7
Assistant Coaches:Tim Fuller, Ernie Nestor, Isaac Chew
Home Court:Mizzou Arena (15,061)
2010-11 Records:23-11, 8-8 (T-5th)
2010-11 Post-Season:0-1 in NCAA

Sports Information

Sports Info Director:Chad Moller
Office Phone:573-882-0712
Basketball SID:TBA
Cell Phone:TBA
Email:TBA

2011-12 Personnel Breakdown

Starters Returning:

No.	Name	Pos.	Ht.	Wt.	Cl.	PPG	RPG
10	Ricardo Ratliffe	F	6-9	240	Sr.	10.6	6.0
11	Michael Dixon	G	6-1	185	Jr.	10.3	2.5
12	Marcus Denmon	G	6-3	185	Sr.	16.9	3.5
21	Laurence Bowers	F	6-7	221	Sr.	11.6	6.1
24	Kim English	G	6-6	200	Sr.	10.0	3.1

Other Top Lettermen Returning:

1	Phil Pressey	G	5-10	175	So.	6.5	3.9
3	Matt Pressey	G	6-2	195	Sr.	5.7	1.2
25	Jarrett Sutton	G	6-4	196	Sr.	0.8	0.1
32	Steve Moore	F	6-9	267	Sr.	2.0	2.3

Top Newcomers

4	Tony Lester	G	5-10	179	Fr.		
15	Kadeem Green	F	6-8	210	RFr.		
33	Earnest Ross	G	6-5	222	Jr.(t)		

Notre Dame

Nov. 22, 2011 in Kansas City, Mo.
7:45 or 10:00 p.m. (EST)
Possible CBC Classic 2nd Round



General Information

Location:Notre Dame, Ind.
Founded:1842
Enrollment:11,733
Colors:Blue and Gold
Nickname:Fighting Irish
Conference:Big East
President:Rev. John I. Jenkins
Athletic Director:Jack Swarbrick

Email:cafarelli.1@nd.edu
SID Fax Phone:574-631-7941
Press Row Phone:574-631-5309
Web Site:www.und.com

Basketball Information

Head Coach:Mike Brey
Record at ND/Yrs:238-120 / 11
Overall Record/Yrs:337-172 / 16
Assistant Coaches:Anthony Solomon, Rod Balanis, Martin Ingelsby
Home Court:Purcell Pavilion (9,149)
2010-11 Records:27-7, 14-4 (2nd)
2010-11 Post-Season:1-1 in NCAA

Sports Information

Sports Info Director:John Heisler
Office Phone:574-631-6107
Basketball SID:Bernadette Cafarelli
Cell Phone:574-532-0249

2011-12 Personnel Breakdown

Starters Returning:

No.	Name	Pos.	Ht.	Wt.	Cl.	PPG	RPG
21	Tim Abromaitis	F	6-8	235	Grad.	15.4	6.1
14	Scott Martin	G	6-8	219	Sr.	9.7	4.8

Starters Lost:

23	Ben Hansbrough	G	6-3	203	Sr.	18.4	3.9
34	Carleton Scott	F	6-8	218	Sr.	11.2	7.4
1	Tyrone Nash	F	6-8	232	Sr.	9.5	5.9

Other Top Lettermen Returning:

0	Eric Atkins	G	6-2	173	Fr.	5.8	1.8
45	Jack Cooley	F	6-9	244	So.	3.7	3.1

Top Newcomers

24	Pat Connaughton	G/F	6-5	205	Fr.		
----	-----------------	-----	-----	-----	-----	--	--

South Dakota State

Nov. 16, 2011 in Athens
7:00 p.m. (EST)
TV: None



General Information

Location:Brookings, S.D.
Founded:1881
Enrollment:12,816
Colors:Blue and Yellow
Nickname:Jackrabbits
Conference:Summit League
President:Dr. David L. Chicoine
Athletic Director:Justin Sell

Email:ryan.sweeter@sdsstate.edu
SID Fax Phone:605-688-5999
Press Row Phone:605-688-4623
Web Site:www.gojacks.com

Basketball Information

Head Coach:Scott Nagy
Record at SDSU/Yrs:289-190 / 16
Overall Record/Yrs:289-190 / 16
Assistant Coaches:Rob Klinkufus, Austin Hansen, Brian Cooley
Home Court:Frost Arena (6,500)
2010-11 Records:19-12, 10-8 (5th)
2010-11 Post-Season:N/A

Sports Information

Sports Info Director:Jason Hove
Office Phone:605-688-4822
Basketball SID:Ryan Sweeter
Cell Phone:605-376-4422

2011-12 Personnel Breakdown

Starters Returning:

No.	Name	Pos.	Ht.	Wt.	Cl.	PPG	RPG
3	Nate Wolters	G	6-4	193	Jr.	19.5	4.6
25	Chad White	G	6-6	213	So.	8.1	3.4
33	Griffin Callahan	G	6-4	200	Sr.	8.8	4.5
42	Jordan Dykstra	F	6-8	235	So.	11.3	5.1

Starters Lost:

10	Clint Sargent	G	6-4	212	Sr.	15.2	3.2
----	---------------	---	-----	-----	-----	------	-----

Other Top Lettermen Returning:

34	Tony Fiegen	F	6-7	220	Jr.	5.0	2.9
----	-------------	---	-----	-----	-----	-----	-----

Top Newcomers

1	Samuel Francis	G	6-3	185	Fr.		
5	Taévaunn Prince	G	6-3	215	Fr.		
20	Corey Jacobsen	G	6-1	190	Fr.		
24	Zach Horstman	G/F	6-6	195	Fr.		



2011-12 Opponents

Southern Cal



Dec. 17, 2011 in Los Angeles

10:00 p.m. (EST)

TV: Fox Sports West

General Information

Location: Los Angeles, Calif.
 Founded: 1880
 Enrollment: 35,000
 Colors: Cardinal and Gold
 Nickname: Trojans
 Conference: Pac-12
 President: C.L. Mac Niekias
 Athletic Director: Pat Haden

Sports Information
 Sports Info Director: Tim Tesselone
 Office Phone: 213-740-8480
 Basketball SID: David Tuttle
 Cell Phone: 213-725-3102

Email: davidtut@usc.edu
 SID Fax Phone: 213-740-7584
 Press Row Phone: 213-740-3900
 Web Site: www.usctrojans.com

Basketball Information

Head Coach: Kevin O'Neill
 Record at USC/Yrs.: 35-29 / 2 yrs
 Overall Record/Yrs.: 223-223 / 14 yrs
 Assistant Coaches: Bob Cantu, Dieter Horton, Tony Miller
 Home Court: Galen Center
 2010-11 Records: 19-15; 10-8 (T-4th)
 2010-11 Post-Season: NCAA 1st Round

2011-12 Personnel Breakdown

Starters Returning:

No.	Name	Pos.	Ht.	Wt.	Cl.	PPG	RPG
1	Jio Fontan	G	6-0	175	Sr.	10.5	3.9
10	Maurice Jones	G	5-7	155	So.	9.9	3.2

Starters Lost:

1	Alex Stepheson	F	6-10	250	Sr.	9.8	9.2
5	Nikola Vucevic	F	6-10	240	Jr.	17.1	10.3
43	Marcus Simmons	G	6-6	220	Sr.	5.1	2.8

Other Top Lettermen Returning:

4	Tyler Sugiyama	G	5-10	150	So.	0.0	0.0
24	Daniel Munoz	G	5-10	175	Jr.	0.0	0.0
33	Garrett Jackson	F	6-7	215	So.	3.2	1.7
42	Curtis Washington	F	6-10	245	So.	0.0	0.3

Top Newcomers

3	Alexis Moore	G	6-2	180	Fr.		
25	Byron Wesley	G	6-5	210	Fr.		

Winthrop



Dec. 27, 2011 in Athens

7:00 p.m. (EST)

TV: CSS

General Information

Location: Rock Hill, S.C.
 Founded: 1886
 Enrollment: 5,998
 Colors: Garnet and Gold
 Nickname: Eagles
 Conference: Big South
 President: Anthony J. DiGiorgio
 Athletic Director: Tom Hickman

Sports Information
 Sports Info Director: Jack Frost
 Office Phone: 803-323-2129
 Basketball SID: Jack Frost
 Cell Phone: 803-984-3422

Email: frostj@winthrop.edu
 SID Fax Phone: 803-323-2433
 Press Row Phone: 803-323-2156
 Web Site: www.winthroeagles.com

Basketball Information

Head Coach: Randy Peele
 Record at WU/Yrs.: 65-62 / 4
 Overall Record/Yrs.: 111-131 / 8
 Assistant Coaches: Larry Dixon, Marty McGillan, Paul Molinari
 Home Court: Winthrop Coliseum (6,000)
 2010-11 Records: 13-17, 9-9 (T-5th)
 2010-11 Post-Season: N/A

2011-12 Personnel Breakdown

Starters Returning:

No.	Name	Pos.	Ht.	Wt.	Cl.	PPG	RPG
4	Reggie Middleton	G	6-1	190	Sr.	11.0	3.6
21	Andre Jones	G	6-2	190	Sr.	10.7	3.7
43	George Valentine	F	6-8	235	Sr.	6.8	7.2

Starters Lost:

23	Robbie Dreher	G	6-4	185	So.	12.7	3.9
42	Charles Corbin	F	6-7	220	Sr.	11.5	8.4

Other Top Lettermen Returning:

2	Gideon Gamble	G	6-7	186	RJr.	5.2	2.0
5	Matt Morgan	C	6-9	235	Sr.	7.1	4.3

Top Newcomers

0	Derrick Henry	G	6-2	190	Fr.		
3	Andre Smith	G	5-10	180	Fr.		
12	James Bourne	F	6-8	245	Fr.		
23	Larry Brown	F	6-6	210	Fr.		

Wofford



Nov. 11, 2011 in Athens

Approx. 8:00 p.m. (EST)

TV: CSS

General Information

Location: Spartanburg, S.C.
 Founded: 1854
 Enrollment: 1,525
 Colors: Old Gold and Black
 Nickname: Terriers
 Conference: Southern
 President: Dr. Benjamin B. Dunlap
 Athletic Director: Richard Johnson

Email: williamsondb@wofford.edu
 SID Fax Phone: 864-597-4129
 Press Row Phone: 864-597-4487
 Web Site: www.woffordterriers.com

Basketball Information

Head Coach: Mike Young
 Record at Wofford/Yrs.: 137-139 / 9
 Overall Record/Yrs.: 137-139 / 9
 Assistant Coaches: Paul Harrison, Gus Hauser, Shane Nichols
 Home Court: Benjamin Johnson Arena (3,500)
 2010-11 Records: 21-13, 14-4 (T-1st)
 2010-11 Post-Season: 0-1 in NCAA

2011-12 Personnel Breakdown

Starters Returning:

No.	Name	Pos.	Ht.	Wt.	Cl.	PPG	RPG
35	Brad Loesing	G	6-0	180	Sr.	6.2	1.4

Starters Lost:

1	Cameron Rundles	G	6-1	190	Sr.	13.9	3.8
5	Jamar Diggs	G	6-2	180	Sr.	12.6	3.1
41	Tim Johnson	F	6-6	228	Sr.	6.0	8.5
42	Noah Dahlman	F	6-6	215	Sr.	20.1	5.6

Other Top Lettermen Returning:

10	Kevin Giltner	F	6-6	200	Sr.	6.2	1.4
21	Drew Crowell	F	6-9	230	Jr.	1.4	0.2

Top Newcomers

0	Lucas Brown	G	6-5	200	Fr.		
2	Karl Cochran	G	6-1	170	Fr.		
11	Indiana Faithful	G	6-4	190	Fr.		

Xavier



Nov. 25, 2011 in Cincinnati

8:00 p.m. (EST)

TV: Fox Sports South

General Information

Location: Cincinnati, Ohio
 Founded: 1831
 Enrollment: 7,000
 Colors: Navy Blue, Gray and White
 Nickname: Musketeers
 Conference: Atlantic 10
 President: Michael J. Graham, S.J.
 Athletic Director: Mike Bobinski

Email: eiser@xavier.edu
 SID Fax Phone: 513-745-2825
 Press Row Phone: 513-745-3929
 Web Site: www.goxavier.com

Basketball Information

Head Coach: Chris Mack
 Record at XU/Yrs.: 50-17 / 2 yrs
 Overall Record/Yrs.: 50-17 / 2 yrs.
 Assistant Coaches: Kareem Richardson, Travis Steele
 Home Court: Cintas Center
 2010-11 Records: 24-8; 15-1 (1st)
 2010-11 Post-Season: NCAA 2nd Round

2011-12 Personnel Breakdown

Starters Returning:

No.	Name	Pos.	Ht.	Wt.	Cl.	PPG	RPG
10	Mark Lyons	G	6-1	195	So.	13.6	3.1
32	Kenny Frease	C	7-0	265	Jr.	11.7	7.1
52	Tu Holloway	G	6-0	185	Jr.	19.7	5.0

Starters Lost:

22	Jamel McLean	F	6-8	235	Sr.	10.6	8.4
25	Dante Jackson	F	6-5	195	Sr.	7.9	3.1

Other Top Lettermen Returning:

21	Jeff Robinson	F	6-9	219	Jr.	4.4	3.1
44	Griffin McKenzie	F	6-9	220	So.	0.8	0.5

Top Newcomers

0	Dee Davis	G	5-11	150	Fr.		
20	Justin Martin	F	6-7	202	Fr.		

OUTLOOK

PLAYERS

STAFF

OPPONENTS

REVIEW

RECORDS

HISTORY

MEDIA



2011-12 Opponents

OUTLOOK
PLAYERS
STAFF
OPONENTS
REVIEW
RECORDS
HISTORY
MEDIA

Alabama

January 7, 2012 in Athens
7:00 p.m. (EST)
TV: Fox Sports South



Anthony Grant
Head Coach



JaMychal Green

General Information

Location: Tuscaloosa, Ala.
Founded: 1831
Enrollment: 31,747
Colors: Crimson and White
Nickname: Crimson Tide
Conference: Southeastern (Western Division)
President: Dr. Robert E. Witt
Athletic Director: Mal Moore

Sports Information

Sports Info Director: Doug Walker
Office Phone: 205-348-6084
Basketball SID: Ty Patton
Mobile Phone: 205-310-1271
Email: tpatton@ja.ua.edu
SID Fax Phone: 205-348-8841
Press Row Phone: 205-348-6084
Web Site: www.rolltide.com
Address: 1201 Coliseum Drive
Room 170
Tuscaloosa, AL 35487

Basketball Information

Head Coach: Anthony Grant (Dayton '87)
Record at Alabama/Yrs. 27-8 / 3 years
Overall Record/Yrs. 187-129 / 5 years
Assistant Coaches
Dan Hipsher (Bowling Green '77)
John Brannen (Marshall '97)
Tony Pujol (Sterling '89)
Office Phone: 205-348-4551
Home Court: Coleman Coliseum
Capacity: 15,383
2010-11 Records: 25-12, 12-4 in SEC
2010-11 Post-Season: NIT Finals
Starters Lost/Ret: 2/3
Lettermen Lost/Ret.: 8/6

Pre-Season Roster (*=Returning Starter)

No.	Name	Pos.	Ht.	Wt.	Cl.	PPG	RPG	Hometown
1	JaMychal Green*	F	6-8	228	Sr	15.5	7.5	Montgomery, Ala.
2	Charles Hankerson, Jr./G/F	G	6-5	210	So	2.3	1.2	Miami, Fla.
3	Trevor Lacey	G	6-3	200	Fr	---	---	Huntsville, Ala.
4	Carl Engstrom	C	7-1	250	So	0.4	1.2	Ystad, Sweden
5	Tony Mitchell*	F	6-6	210	Jr	15.2	7.1	Swainsboro, Ga.
10	Ben Eblen	G	6-0	191	Jr	0.6	0.8	Isle of Palms, S.C.
12	Trevor Releford*	G	6-1	180	So	11.0	3.3	Kansas City, Mo.
14	Moussa Gueye	C	7-0	280	So	---	---	Dakar, Senegal
15	Nick Jacobs	F	6-8	250	Fr	---	---	Atlanta, Ga.
20	Levi Randolph	G	6-5	185	Fr	---	---	Madison, Ala.
21	Rodney Cooper	G	6-6	205	Fr	---	---	Phenix City, Ala.
32	Retin Ojomoh	G	6-1	205	Fr	---	---	Antwerp, Belgium

Arkansas

February 8, 2012 in Athens
8:00 p.m. (EST)
TV: SEC Network



Mike Anderson
Head Coach



Marshawn Powell

General Information

Location: Fayetteville, Ark.
Founded: 1871
Enrollment: 21,405
Colors: Red and White
Nickname: Razorbacks
Conference: Southeastern (Western Division)
President: Dr. B. Alan Sugg
Athletic Director: Jeff Long

Sports Information

Sports Info Director: Kevin Trainor
Office Phone: 479-575-2751
Basketball SID: Phil Pierce
Home Phone: 479-575-7430
Email: ppierce@uark.edu
SID Fax Phone: 479-575-7481
Press Row Phone: 479-575-6622
Web Site: www.arkansasrazorbacks.com
Address: 131 Barnhill Arena
Fayetteville, AR 72701

Basketball Information

Head Coach: Mike Anderson (Tulsa '82)
Record at UA/Yrs. First Year
Overall Record/Yrs. 111-56 / 5 years
Assistant Coaches
T.J. Cleveland (Arkansas '02)
Melvin Watkins (UNC Charlotte '77)
Matt Zimmerman (Arkansas '90)
Office Phone: 479-575-4555
Home Court: Bud Walton Arena
Capacity: 19,200
2010-11 Records: 18-13, 7-9 in SEC
2010-11 Post-Season: N/A
Starters Lost/Ret: 3/2
Lettermen Lost/Ret.: 5/7

Pre-Season Roster (*=Returning Starter)

No.	Name	Pos.	Ht.	Wt.	Cl.	PPG	RPG	Hometown
00	Rashad Madden	G	6-5	175	Fr	---	---	Lepanto, Ark.
1	Mardracus Wade	G	6-2	175	So	4.0	1.2	Memphis, Tenn.
3	Rickey Scott	G	6-3	202	So	3.3	1.1	Irving, Texas
4	Devonta Abron	F	6-8	255	Fr	---	---	Dallas, Texas
11	B.J. Young	G	6-3	175	Fr	---	---	St. Louis, Mo.
20	Kikko Haydar	G	5-10	165	So	1.8	0.4	Fayetteville, Ark.
21	Hunter Mickelson	F	6-10	236	Fr	---	---	Jonesboro, Ark.
22	Waithe, Marvell	F	6-9	216	Sr	3.6	3.3	Toronto, Canada
23	Julysses Nobles*	G	6-1	174	Jr	8.4	2.8	Jackson, Miss.
31	Michael Sanchez	F	6-8	236	Sr	3.5	2.4	Springdale, Ark.
33	Marshawn Powell *	F	6-7	235	Jr	10.8	4.5	Newport News, Va.

Starters Lost

Charvez Davis (6-3, G)
Chris Hines (6-8, F)
Top Newcomers
Rodney Cooper (G, 6-6, Fr.)
Nick Jacobs (F, 6-8, Fr.)
Trevor Lacey (G, 6-3, Fr.)
Levi Randolph (G, 6-5, Fr.)

Series Information

Series vs. UGA: UA leads 91-46*
Last Meeting: Mar. 11, 2011 in Atlanta, Ga.
Georgia 59, Alabama 65
*Excludes Georgia's 2003 win in Tuscaloosa, later vacated because of NCAA sanctions.

2011-12 Schedule

Nov. 11 NORTH FLORIDA
Nov. 14 OAKLAND
Nov. 17 Maryland#
Nov. 18 Colorado/Wichita State#
Nov. 20 TBD#
Nov. 23 ALABAMA A&M
Nov. 27 VCU
Dec. 1 GEORGETOWN
Dec. 7 at Dayton
Dec. 11 DETROIT
Dec. 17 at Kansas State
Dec. 21 at Oklahoma State
Dec. 29 JACKSONVILLE
Jan. 3 at Georgia Tech
Jan. 7 at Georgia
Jan. 11 LSU
Jan. 14 at Miss. State
Jan. 19 VANDERBILT
Jan. 21 at Kentucky
Jan. 25 at South Carolina
Jan. 28 ARKANSAS
Feb. 4 OLE MISS
Feb. 7 at Auburn
Feb. 11 at LSU
Feb. 14 FLORIDA
Feb. 18 TENNESSEE
Feb. 23 at Arkansas
Feb. 25 MISS. STATE
Feb. 29 AUBURN
Mar. 3 at Ole Miss
Mar. 8-11 SEC Tournament [New Orleans]
- Neutral Site

Starters Lost

Marcus Britt (6-3, G)
Rotnei Clarke (6-0, G)
Delvon Johnson (6-9, F)
Jeff Peterson (6-0, G)
Top Newcomers
Devonta Abron (F, 6-8, Fr.)
Hunter Mickelson (F, 6-10, Fr.)

Series Information

Series vs. UGA: Arkansas leads 16-10*
Last Meeting: Feb. 2, 2011 in Fayetteville, Ark.
Georgia 60, Arkansas 59
*Excludes Georgia's 2002 win in Athens and 2003 win in Fayetteville, later vacated because of NCAA sanctions.

2011-12 Schedule

Nov. 11 USC-UPSTATE
Nov. 16 OAKLAND
Nov. 18 at Houston
Nov. 22 UTAH VALLEY
Nov. 26 GRAMBLING STATE
Nov. 30 MISS. VALLEY ST.
Dec. 3 at Connecticut
Dec. 10 at Oklahoma
Dec. 17 S.E. LOUISIANA
Dec. 20 EASTERN KENTUCKY
Dec. 22 LOUISIANA TECH
Dec. 28 UNC-CHARLOTTE
Dec. 30 TEXAS SOUTHERN
Jan. 3 SAVANNAH STATE
Jan. 7 MISS. STATE
Jan. 11 at Ole Miss
Jan. 14 LSU
Jan. 17 at Kentucky
Jan. 21 MICHIGAN
Jan. 25 AUBURN
Jan. 28 at Alabama
Jan. 31 VANDERBILT
Feb. 4 at LSU
Feb. 8 at Georgia
Feb. 11 SOUTH CAROLINA
Feb. 15 at Tennessee
Feb. 18 FLORIDA
Feb. 23 ALABAMA
Feb. 25 at Auburn
Mar. 3 at Miss. State
Mar. 8-11 SEC Tournament [New Orleans]




2011-12 Opponents

Auburn

Feb. 1, 2012 in Auburn
8:00 p.m. (EST)
TV: SEC Network



Tony Barbee
Head Coach



Kenny Gabriel

General Information

Location: Auburn, Ala.
Founded: 1856
Enrollment: 24,602
Colors: Burnt Orange and Navy Blue
Nickname: Tigers
Conference: Southeastern (Western Division)
President: Dr. Jay Gogue
Athletic Director: Jay Jacobs

Sports Information

Sports Info Director: Kirk Sampson
Office Phone: 334-844-9800
Basketball SID: Chuck Galina
Home Phone: 334-502-0929
Email: gallica@auburn.edu
SID Fax Phone: 334-826-9151
Press Row Phone: 334-844-1933
Web Site: www.auburntigers.com
Address: P.O. Box 351
Auburn, AL 36831-0351

Basketball Information

Head Coach: Tony Barbee (UMass '93)
Record at AU/Yrs. 11-20 / 1 year
Overall Record/Yrs. 93-72 / 5 years
Assistant Coaches
Tony Madlock (Memphis '91)
Randall Dickey (Ouachita Baptist '83)
Mitt Wagner (Memphis '04)
Office Phone: 334-844-9760
Home Court: Auburn Arena
Capacity: 9,121
2010-11 Records: 11-20, 4-12 in SEC
2010-11 Post-Season: N/A
Starters Lost/Ret: 1/4
Lettermen Lost/Ret.: 2/14

Pre-Season Roster (*=Returning Starter)

No.	Name	Pos.	Ht.	Wt.	Cl.	PPG	RPG	Hometown
0	Josh Langford	G	6-7	209	SO	4.6	2.6	Huntsville, Ala.
1	Varez Ward	G	6-2	208	SO	---	---	Montgomery, Ala.
2	Allen Payne*	F	6-6	210	SO	5.6	2.9	Cincinnati, Ohio
3	Chris Denson	G	6-2	172	SO	5.9	1.6	Columbus, Ga.
4	Cedrick McAfee	G	6-3	175	FR	---	---	Memphis, Tenn.
5	Bernard Morena	F	6-8	190	FR	---	---	Birmingham, Ala.
11*	Josh Wallace*	G	5-10	170	JR	5.7	2.4	Pensacola, Fla.
15	Tony Neysmith	G	6-5	217	SR	2.4	1.3	Norcross, Ga.
22	Kenny Gabriel*	F	6-8	209	SR	10.3	5.8	Charlotte, N.C.
23	Frankie Sullivan	G	6-1	206	JR	8.2	1.2	Uniontown, Ala.
24*	T.J. Rice	G	5-9	160	SO	---	---	Alpharetta, Ga.
25*	Jake Drum	F	6-5	253	SR	0.8	0.9	Hoover, Ala.
32	Noel Johnson	G	6-6	200	SO	---	---	Fayetteville, Ga.
41	Rob Chubb*	C	6-10	242	JR	7.6	3.8	Peachtree City, Ga.
44*	Dylan Spencer	G	6-4	190	JR	0.0	0.0	Birmingham, Ala.
45	Adrian Forbes	F	6-8	232	SR	3.6	2.7	Spanish Town, Jam.
50	Willy Kouassi	C	6-10	219	FR	---	---	Birmingham, Ala.

Starters Lost

Earnest Ross (G, 6-5, So.)
Top Newcomers
Willy Kouassi (C, 6-10, Fr.)
Cedrick McAfee (G, 6-3, Fr.)
Bernard Morena F, 6-8, Fr.)

Series Information

Series vs. UGA: AU leads 88-87*
Last Meeting:
Mar. 10, 2011 in Atlanta (SEC Tourn.)
Georgia 69, Auburn 51
*Excludes Georgia's 2003 win in Athens, later vacated because of NCAA sanctions.

2011-12 Schedule


Nov. 11 MCNEESE STATE
Nov. 14 KENNESAW STATE
Nov. 25 NICHOLLS STATE
Nov. 28 ARKANSAS-PINE BLUFF
Dec. 2 at Seton Hall
Dec. 14 SOUTH FLORIDA
Dec. 17 NORTH FLORIDA
Dec. 19 FLORIDA A&M
Dec. 22 at Hawai'i
Dec. 23 Xavier/LBSU#
Dec. 25 TBD#
Dec. 30 GEORGIA SOUTHERN
Jan. 2 BETHUNE COOKMAN
Jan. 4 at Florida State
Jan. 7 at Vanderbilt
Jan. 11 KENTUCKY
Jan. 14 OLE MISS
Jan. 17 at LSU
Jan. 21 SOUTH CAROLINA
Jan. 25 at Arkansas
Jan. 28 at Tennessee
Feb. 1 GEORGIA
Feb. 4 at Miss. State
Feb. 7 ALABAMA
Feb. 11 at Ole Miss
Feb. 18 MISS. STATE
Feb. 21 at Florida
Feb. 25 ARKANSAS
Feb. 29 at Alabama
Mar. 3 LSU
Mar. 8-11 SEC Tournament [New Orleans]
- Neutral site

Florida

Jan. 10, 2012 in Gainesville
7:00 p.m. (EST) (ESPN)
Feb. 25, 2012 in Athens
4:00 p.m. (EST) (SECN)



Billy Donovan
Head Coach



Erving Walker

General Information

Location: Gainesville, Fla.
Founded: 1853
Enrollment: 50,844
Colors: Orange and Blue
Nickname: Gators
Conference: Southeastern (Eastern Division)
President: Dr. Bernie Machen
Athletic Director: Jeremy Foley

Sports Information

Sports Info Director: Steve McClain
Office Phone: 352-375-4683 x6115
Basketball SID: Denver Parler
Mobile Phone: 352-318-3493
Email: denverp@gators.ufl.edu
SID Fax Phone: 352-375-4809
Press Row Phone: 352-371-0281
Web Site: www.gatorzone.com
Address: P.O. Box 14485
Gainesville, FL 32604

Basketball Information

Head Coach: Billy Donovan (Providence '87)
Record at UF/Yrs. 360-147 / 15 years
Overall Record/Yrs. 395-167 / 17 years
Assistant Coaches
Matt McCall (Florida '05)
John Pelphrey (Kentucky '92)
Norm Roberts (Queens College '87)
Office Phone: (352) 375-4683
Home Court: O'Connell Center
Capacity: 12,000
2010-11 Records: 29-8, 13-3 in SEC
2010-11 Post-Season: NCAA Elite 8
Starters Lost/Ret: 3/2
Lettermen Lost/Ret.: 4/7

Starters Lost

Vernon Macklin (6-10, C)
Chandler Parsons (6-10, F)
Alex Tyus (6-8, F)
Top Newcomers
Mike Rosario (G, 6-3, Jr.)
Bradley Beal (G, 6-3, Fr.)
Casey Prather (G/F, 6-6, Fr.)
Walter Pitchford V (F, 6-10, Fr.)

Series Information

Series vs. UGA: UF leads 96-105*
Last Meeting:
Feb. 24, 2011 in Gainesville
Georgia 62, Florida 71
*Excludes Georgia's 2002 win in Gainesville and 2003 win in Athens, later vacated because of NCAA sanctions.

2011-12 Schedule

Nov. 11 JACKSON STATE
Nov. 15 at Ohio State
Nov. 17 NORTH FLORIDA
Nov. 21 at Wright State
Nov. 25 JACKSONVILLE
Nov. 28 at Stetson
Dec. 2 at Syracuse
Dec. 7 ARIZONA
Dec. 9 at Rider
Dec. 17 at Xavier
Dec. 19 MISS. VALLEY ST.
Dec. 22 FLORIDA STATE
Dec. 29 at Rutgers
Dec. 31 YALE
Jan. 3 UAB
Jan. 7 at Tennessee
Jan. 10 GEORGIA
Jan. 14 at South Carolina
Jan. 21 LSU
Jan. 26 at Ole Miss
Jan. 28 MISS. STATE
Feb. 2 SOUTH CAROLINA
Feb. 4 VANDERBILT
Feb. 7 at Kentucky
Feb. 11 TENNESSEE
Feb. 14 at Alabama
Feb. 18 at Arkansas
Feb. 21 AUBURN
Feb. 25 at Georgia
Feb. 28 at Vanderbilt
Mar. 4 KENTUCKY
Mar. 8-11 SEC Tourn. [New Orleans]

Pre-Season Roster (*=Returning Starter)

No.	Name	Pos.	Ht.	Wt.	Cl.	PPG	RPG	Hometown
1	Kenny Boynton*	G	6-2	189	Jr.	14.2	1.5	Pompano Bch., Fla.
3	Mike Rosario	G	6-3	191	RJr.(t)	---	---	Jersey City, N.J.
4	Patric Young	F/C	6-9	247	So.	3.4	3.8	Jacksonville, Fla.
5	Scottie Wilbekin	G	6-2	178	So.	2.4	1.5	Gainesville, Fla.
11	Erving Walker*	G	5-8	177	Sr.	14.6	2.9	Brooklyn, N.Y.
15	Will Yeguete	F	6-7	222	So.	1.3	2.6	Bourdeaux, France
23	Bradley Beal	G	6-3	207	Fr.	---	---	St. Louis, Mo.
24	Casey Prather	G/F	6-6	212	Fr.	---	---	Jackson, Tenn.
33	Erik Murphy	F/C	6-10	230	Jr.	4.3	2.3	S. Kingstown, R.I.
34	Cody Larson	F/C	6-9	231	RFr.	---	---	Sioux Falls, S.D.
35	Walter Pitchford V	F	6-10	221	Fr.	---	---	Grand Rapids, Mich.

OUTLOOK

PLAYERS

STAFF

OPPONENTS

REVIEW

RECORDS

HISTORY

MEDIA




2011-12 Opponents

OUTLOOK
PLAYERS
STAFF
OPPONENTS
REVIEW
RECORDS
HISTORY
MEDIA

Kentucky



John Calipari
Head Coach



Terrance Jones

General Information

Location: Lexington, Ky.
Founded: 1865
Enrollment: 28,000
Colors: Blue and White
Nickname: Wildcat
Conference: Southeastern (Eastern Division)
President: Dr. Eli Capilouto
Athletic Director: Mitch Barnhart

Sports Information

Sports Info Director: DeWayne Peevy
Office Phone: 859-257-3838
Basketball SID: DeWayne Peevy
Mobile Phone: 859-227-1779
Email: dewayne.peevy@uky.edu
SID Fax Phone: 859-323-4310
Press Row Phone: 859-252-3602
Web Site: www.UKathletics.com
Address: 338 Lexington Ave., Joe Craft Center
 Lexington, KY 40506

Basketball Information

Head Coach: John Calipari (Clarion '82)
Record at UK/Yrs. 64-12 / 2 years
Overall Record/Yrs. 467-150 / 19 years
Assistant Coaches
 John Robic (Denison '86)
 Orlando Antigua (Pittsburgh '95)
 Kenny Payne (Louisville '03)
Office Phone: 859-257-1916
Home Court: Rupp Arena
Capacity: 23,500
2010-11 Records: 29-9, 10-6 in SEC
2010-11 Post-Season: NCAA Final Four
Starters Lost/Ret: 2/3
Lettermen Lost/Ret.: 3/7
Starters Lost

Pre-Season Roster (*=Returning Starter)

No.	Name	Pos.	Ht.	Wt.	Cl.	PPG	RPG	Hometown
1	Darius Miller*	G	6-8	235	Sr.	10.9	4.6	Maysville, Ky.
3	Terrance Jones*	F	6-9	252	So.	15.7	8.8	Portland, Ore.
4	Jon Hood	G	6-7	215	Jr.	1.2	0.7	Madisonville, Ky.
5	Jarrod Polson	G	6-2	185	So.	0.4	0.1	Nicholasville, Ky.
10	Twany Beckham	G	6-5	205	Jr.	2.9	2.2	Louisville, Ky.
12	Ryan Harrow	G	6-2	175	So.	9.3	3.3	Marietta, Ga.
13	Sam Malone	G	5-11	190	Fr.	---	---	Scituate, Mass.
14	Michael Kidd-Gilchrist	F	6-7	232	Fr.	---	---	Somerdale, N.J.
20	Doron Lamb*	G	6-4	210	So.	12.3	2.0	Queens, N.Y.
22	Stacey Poole, Jr.	G	6-4	200	So.	0.3	0.5	Jacksonville, Fla.
23	Anthony Davis	F	6-10	220	Fr.	---	---	Chicago, Ill.
25	Marquis Teague	G	6-2	189	Fr.	---	---	Indianapolis, Ind.
30	Eloy Vargas	F	6-11	244	Sr.	1.5	2.0	Moca, D.R.
32	Brian Long	G	5-9	150	Fr.	---	---	Dumont, N.J.
33	Kyle Wiltjer	F	6-9	239	Fr.	---	---	Portland, Ore.

Jan. 24, 2012 in Athens
9:00 p.m. (EST) (ESPN)

Mar. 1, 2012 in Lexington
9:00 p.m. (EST) (SECN)

Josh Harrellson (6-10, C)
 Brandon Knight (6-3, G)
 DeAndre Liggins (6-6, G)
Top Newcomers
 Anthony Davis (F, 6-10, Fr.)
 Michael Kidd-Gilchrist (F, 6-7, Fr.)
 Marquis Teague (G, 6-2, Fr.)

Series Information

Series vs. UGA: UK leads 113-23*
Last Meeting:
 Jan. 29, 2011 in Athens
 Georgia 60, Kentucky 66
 *Excludes Georgia's 2002 wins in Lexington and in Athens, later vacated because of NCAA sanctions.

2011-12 Schedule

Nov. 11 MARIST
Nov. 15 vs. Kansas
Nov. 19 vs. Penn State
Nov. 20 vs. Old Dominion/USF
Nov. 23 RADFORD
Nov. 26 PORTLAND
Dec. 1 ST. JOHN'S
Dec. 3 NORTH CAROLINA
 at Indiana
Dec. 10 TENNESSEE-CHATT.
Dec. 17 SAMFORD
Dec. 20 LOYOLA (MD)
Dec. 22 LAMAR
Dec. 28 LOUISVILLE
Dec. 31 vs. Arkansas-Little Rock
Jan. 3 SOUTH CAROLINA
 at Auburn
Jan. 7 at Tennessee
Jan. 11 ARKANSAS
Jan. 14 ALABAMA
 at Georgia
Jan. 17 at LSU
Jan. 21 TENNESSEE
 at South Carolina
Jan. 24 FLORIDA
 at Vanderbilt
Jan. 28 OLE MISS
 at Mississippi State
Feb. 4 VANDERBILT
Feb. 7 GEORGIA
 at Florida
Feb. 11 at Florida
Feb. 18 SEC Tour. [New Orleans]
Feb. 21 at Florida
Feb. 25 at Florida
Mar. 1 SEC Tour. [New Orleans]
Mar. 4 at Florida
Mar. 8-11 SEC Tour. [New Orleans]

LSU



Trent Johnson
Head Coach



Ralston Turner

General Information

Location: Baton Rouge, La.
Founded: 1860
Enrollment: 27,992
Colors: Purple and Gold
Nickname: Tigers
Conference: Southeastern (Western Division)
President: Dr. John V. Lombardi
Athletic Director: Joe Alleva

Sports Information

Sports Info Director: Michael Bonnette
Office Phone: (225) 578-8226
Basketball SID: Kent Lowe
Mobile Phone: (225) 241-4360
Email: clowe@lsu.edu
SID Fax Phone: (225) 578-1861
Press Row Phone: (225) 578-8226
Web Site: www.lsusports.com
Address: P.O. Box 25095
 Baton Rouge, LA 70894

Basketball Information

Head Coach: Trent Johnson (Boise State '86)
Record at LSU/Yrs. 49-49 / 3 years
Overall Record/Yrs. 208-160 / 12 years
Assistant Coaches
 Donnie Guerinoni (Nevada '01)
 Nick Robinson (Stanford '05)
 Brent Scott (Rice '03)
Office Phone: (225) 578-8217
Home Court: Pete Maravich Assembly Center
Capacity: 13,215
2010-11 Records: 11-21, 3-13 in SEC
2010-11 Post-Season: N/A
Starters Lost/Ret: 1/4
Lettermen Lost/Ret.: 4/9

Pre-Season Roster (*=Returning Starter)

No.	Name	Pos.	Ht.	Wt.	Cl.	PPG	RPG	Hometown
1	Anthony Hickey	G	5-11	182	Fr.	---	---	Hopkinsville, Ky.
2	Johnny O'Bryant	F	6-9	262	Fr.	---	---	Cleveland, Miss.
4	Chris Bass	G	6-1	190	Sr.	1.8	2.0	Baton Rouge, La.
5	Malcolm White*	F	6-9	220	Sr.	7.6	5.1	Baton Rouge, La.
10	Andre Stringer*	G	5-9	178	So.	11.2	2.4	Jackson, Miss.
13	Eddie Ludwig	F	6-9	210	Jr.	3.8	3.1	Metairie, La.
14	Jalen Courtney	F	6-8	228	So.	1.1	0.5	Jackson, Miss.
22	Ralston Turner*	G	6-6	205	So.	12.3	2.6	Muscle Shoals, Ala.
24	Storm Warren*	F	6-7	230	Sr.	7.7	5.7	Monroe, La.
32	John Isaac	G	6-3	208	Fr.	---	---	Leesville, La.
41	Justin Hamilton	C	7-0	260	Jr.	---	---	Alpine, Utah
55	Andrew Del Piero	C	7-2	257	Jr.	---	---	Austin, Texas

Feb. 22, 2012 in Baton Rouge
8:00 p.m. (EST)

TV: SEC Network

Starters Lost

Aaron Dotson (G, 6-4, So.)
Top Newcomers
 Anthony Hickey (G, 5-11, Fr.)
 Johnny O'Bryant (F, 6-9, Fr.)
 John Isaac (G, 6-3, Fr.)

Series Information

Series vs. UGA: LSU leads 60-39*
Last Meeting:
 Feb. 4, 2009 in Athens
 Georgia 62, LSU 80
 *Excludes Georgia's 2002 win in Baton Rouge and 2003 win in Athens, later vacated because of NCAA sanctions.

2010-11 Schedule

Nov. 12 NICHOLLS
 at Coastal Carolina
Nov. 17 Northwestern#
Nov. 18 Tulsa or Western Kentucky#
Nov. 20 TBD#
Nov. 23 SOUTH ALABAMA
Nov. 29 HOUSTON
 at Rutgers
Dec. 3 BOISE ST.
Dec. 15 UC IRVINE
Dec. 19 MARQUETTE
 at North Texas
Dec. 22 GRAMBLING
Jan. 2 VIRGINIA
Jan. 7 OLE MISS
 at Alabama
Jan. 11 at Arkansas
Jan. 14 at Arkansas
Jan. 17 AUBURN
 at Florida
Jan. 21 at Florida
Jan. 25 at Miss. State
Jan. 28 KENTUCKY
Feb. 4 ARKANSAS
Feb. 8 at Vanderbilt
Feb. 11 ALABAMA
Feb. 14 MISS. STATE
 at South Carolina
Feb. 18 GEORGIA
 at Ole Miss
Feb. 25 TENNESSEE
Feb. 29 at Auburn
Mar. 3 at Auburn
Mar. 8-11 SEC Tournament [New Orleans]
 # - Neutral Site




2011-12 Opponents

Ole Miss

January 21, 2012 in Athens
4:00 p.m. (EST)
TV: SEC Network



Andy Kennedy
Head Coach



Terrance Henry

General Information

Location:Oxford, Miss.
Founded:1848
Enrollment:19,546
Colors: ... Cardinal Red and Navy Blue
Nickname:Rebels
Conference: Southeastern
..... (Western Division)
Chancellor: Dr. Daniel W. Jones
Athletic Director: Pete Boone

Sports Information

Sports Info Dir.:Michael Thompson
Office Phone: 662-915-7522
Basketball SID: Joey Jones
Mobile Phone: 662-816-7512
Email: joeyj@olemiss.edu
SID Fax Phone: 662-915-7006
Press Row Phone: 662-236-1931
Web Site: www.olemissports.com
Address: P.O. Box 217
..... University, MS 38677

Basketball Information

Head Coach: Andy Kennedy
..... (UAB '91)
Record at Ole Miss/Yrs.
..... 105-64 / 5 years
Overall Record/Yrs.
..... 126-77 / 6 years
Assistant Coaches
Bill Armstrong (UAB '01)
Al Pinkins (N.C. State '87)
Sergio Rouco..(Nova Southeastern '87)
Office Phone: 662-915-7534
Home Court: C.M. "Tad" Smith Coliseum
..... Capacity: 9,061
2010-11 Records: 20-14, 7-9 in SEC
2010-11 Post-Season:NIT Final Four
Starters Lost/Ret:3/2
Lettermen Lost/Ret.:5/7

Pre-Season Roster (*=Returning Starter)


No.	Name	Pos.	Ht.	Wt.	Cl.	PPG	RPG	Hometown
1	Terrance Henry*	F	6-9	210	Sr.	9.7	6.0	Monroe, La.
3	Jamal Jones	F	6-8	185	Fr.	---	---	Searcy, Ark.
4	Demarco Cox	C	6-8	280	So.	---	---	Yazoo City, Miss.
5	Dundreous Nelson	G	5-11	195	So.	7.2	1.5	Jackson, Miss.
10	LaDarius White	G	6-6	208	Fr.	---	---	McComb, Miss.
12	Maurice Aniefiok	G	6-5	205	Fr.	---	---	Lagos, Nigeria
13	Dale Hughes	G	6-2	197	RJr.	---	---	Columbus, Miss.
15	Steadman Short	F	6-9	230	Sr.	3.2	3.8	Simpsonville, S.C.
20	Nick Williams*	G	6-4	210	Jr.	6.2	4.0	Mobile, Ala.
22	Brock Shorter	F	6-7	216	RJr.	---	---	Coldwater, Miss.
23	Reginald Buckner*	F	6-9	225	Jr.	6.8	6.4	Memphis, Tenn.
24	Will Norman	G	6-5	206	RFr.	---	---	Lafayette, La.
31	Murphy Holloway	F	6-7	240	Jr.	---	---	Irmo, S.C.
32	Jarvis Summers	G	6-4	182	Fr.	---	---	Jackson, Miss.
34	Aaron Jones	F	6-8	214	Fr.	---	---	Pascagoula, Miss.
45	Jelan Kendrick	G	6-7	210	RFr.	---	---	Atlanta, Ga.

Miss. State

February 11, 2012 in Starkville
7:00 p.m. (EST)
TV: SEC Network



Rick Stansbury
Head Coach



Dee Bost

General Information

Location:Starkville, Miss.
Founded:1878
Enrollment:19,644
Colors: Maroon and White
Nickname: Bulldogs
Conference: Southeastern
..... (Western Division)
President: Mark E. Keenum
Athletic Director: Scott Stricklin

Sports Information

Sports Info Director: Mike Nemeth
Office Phone: 662-325-2703
Basketball SID: Gregg Ellis
Mobile Phone: 662-325-3595
Email: gellis@athletics.msstate.edu
SID Fax Phone: 662-325-3654
Press Row Phone: 662-325-3776
Web Site: www.msstateathletics.com
Address: P.O. Box 5308
..... Mississippi State, MS 39762

Basketball Information

Head Coach: Rick Stansbury
..... (Campbellsville '82)
Record at MSU/Yrs.
..... 272-154 / 13 years
Overall Record/Yrs.
..... 272-154 / 13 years
Assistant Coaches
George Brooks (Miss. State '97)
Phil Cunningham .. (Campbellsville '90)
Marcus Grant (Miss. State '95)
Office Phone: 662-325-3800
Home Court: Mize Pavilion at Humphrey Coliseum
..... Capacity: 11,000
2010-11 Records: 17-14, 9-7 in SEC
2010-11 Post-Season:N/A
Starters Lost/Ret:2/3
Lettermen Lost/Ret.:6/9

Pre-Season Roster (*=Returning Starter)

No.	Name	Pos.	Ht.	Wt.	Cl.	PPG	RPG	Hometown
0	Jalen Steele*	G	6-3	194	So.	5.7	1.5	Knoxville, Tenn.
1	Renardo Sidney*	F	6-10	280	Jr.	14.2	7.6	Jackson, Miss.
3	Dee Bost*	G	6-2	176	Sr.	15.3	3.5	Concord, N.C.
4	Rodney Hood	G	6-8	204	Fr.	---	---	Meridian, Miss.
10	Shaun Smith	G	6-6	203	So.	1.0	0.7	Brooksville, Miss.
11	Reed Clayton	G	5-9	146	So.	---	---	Tupelo, Miss.
12	Charles Parker	G	5-10	168	Jr.	0.0	0.0	McKinney, Texas
13	Kristers Zeidaks	F	6-8	230	So.	---	---	Riga, Latvia
15	Baxter Price	G	5-10	159	Jr.	0.0	0.0	Brandon, Miss.
20	Taylor Luczak	F	6-8	195	Sr.	0.0	0.0	Glens Falls, N.Y.
21	Shawn Long	F	6-10	249	Fr.	---	---	Morgan City, La.
22	Brian Bryant	G	6-3	168	Sr.	4.9	3.2	Albany, Ga.
23	Arnett Moultrie	F	6-11	249	Jr.	---	---	Memphis, Tenn.
24	Tyson Cunningham	G	6-3	191	So.	---	---	Columbus, Miss.
25	Roquez Johnson	F	6-7	204	Fr.	---	---	Montgomery, Ala.
30	Wendell Lewis	C	6-9	260	Jr.	3.7	3.8	Selma, Ala.
33	Deville Smith	G	5-11	165	Fr.	---	---	Jackson, Miss.

OUTLOOK

PLAYERS

STAFF

OPPONENTS

REVIEW

RECORDS

HISTORY

MEDIA



2011-12 Opponents




OUTLOOK
PLAYERS
STAFF
OPONENTS
REVIEW
RECORDS
HISTORY
MEDIA

South Carolina



Darrin Horn
Head Coach



Bruce Ellington

General Information

Location:Columbia, S.C.
Founded:1801
Enrollment:29,957
Colors:Garnet and Black
Nickname:Gamecocks
Conference:Southeastern
(Eastern Division)
President:Dr. Harris Pastides
Athletic Director:Eric Hyman

Sports Information

Sports Info Director: Steve Fink
Office Phone: 803-777-5204
Basketball SID: Emily Feeney
Office Phone: 803-777-7743
Email: efeeney@mailbox.sc.edu
SID Fax Phone: 803-777-2967
Press Row Phone: 803-777-6182
Web Site: www.gamecocksonline.cstv
Address: 1125 George Rogers Blvd.
Columbia, SC 29208

Basketball Information

Head Coach: Darrin Horn
(Western Kentucky '95)
Record at South Carolina/Yrs.
50-42 / 3 years
Overall Record/Yrs.
161-90 / 8 years
Assistant Coaches
 Neill Berry(SE Louisiana, '03)
 Michael Boynton, Jr. (South Carolina '04)
 Cyphus Bunton(Western Kentucky '95)
Office Phone: 803-777-4197
Home Court:Colonial Life Arena
Capacity:18,000
2010-11 Records: 14-16,5-11 in SEC
2010-11 Post-Season:N/A
Starters Lost/Ret:1/4
Lettermen Lost/Ret.:4/7

Pre-Season Roster (*=Returning Starter)

No.	Name	Pos.	Ht.	Wt.	Cl.	PPG	RPG	Hometown
1	Brenton Williams	G	5-11	165	So.(JC)	---	---	Kissimmee, Fla.
2	Brian Richardson*	G	6-4	164	So.	5.9	1.6	Wilson, N.C.
5	Eric Smith	G	5-11	211	So.	2.4	0.8	Mullins, S.C.
13	Anthony Gill	F	6-8	232	Fr.	---	---	Charlotte, N.C.
15	Malik Cooke	F	6-6	213	RSr.	9.4	6.4	Charlotte, N.C.
23	Bruce Ellington*	G	5-9	197	So.	12.8	3.3	Moncks Corner, S.C.
24	Damontre Harris*	F	6-9	214	So.	3.7	3.6	Fayetteville, N.C.
30	Lakeem Jackson*	F	6-5	230	Jr.	7.8	5.6	Charlotte, N.C.
32	Damien Leonard	G	6-5	179	Fr.	---	---	Greenville, S.C.
33	RJ Slawson	F	6-8	196	So.	2.3	2.1	Charleston, S.C.
45	Carlton Geathers	F	6-10	256	RFr.	---	---	Georgetown, S.C.

Feb. 15, 2012 in Columbia
7:00 p.m. (EST) (CSS)

Mar. 3, 2012 in Athens
1:30 p.m. (EST) (SECN)

Starters Lost

Sam Muldrow (6-9, F/C)
Top Newcomers
 Anthony Gill (F, 6-8, Fr.)
 Damien Leonard (G, 6-5, Fr.)
 Brenton Williams (G, 5-11, So.)

Series Information

Series vs. UGA: USC leads 47-46*
Last Meeting:
 Feb. 26, 2011 in Athens
 Georgia 64, USC 48
 *Excludes Georgia's 2002 win in Athens
 and 2003 wins in Athens and in Colum-
 bia, later vacated because of NCAA
 sanctions.


2011-12 Schedule

Nov. 11 WEST. CAROLINA
 Nov. 15 at Elon
 Nov. 20 TENNESSEE STATE
 Nov. 22 MISS. VALLEY STATE
 Nov. 25 North Carolina#
 Nov. 26 Southern California/UNLV#
 Dec. 1 PROVIDENCE
 Dec. 4 at Clemson
 Dec. 13 PRESBYTERIAN
 Dec. 17 OHIO STATE
 Dec. 21 SE LOUISIANA
 Dec. 28 WOFFORD
 Dec. 31 USC UPSTATE
 Jan. 3 S. CAROLINA STATE
 Jan. 7 at Kentucky
 Jan. 10 VANDERBILT
 Jan. 14 FLORIDA
 Jan. 21 at Auburn
 Jan. 25 ALABAMA
 Jan. 28 at Ole Miss
 Feb. 2 at Florida
 Feb. 4 KENTUCKY
 Feb. 8 at Tennessee
 Feb. 11 at Arkansas
 Feb. 15 GEORGIA
 Feb. 18 LSU
 Feb. 22 at Vanderbilt
 Feb. 25 TENNESSEE
 Feb. 29 MISSISSIPPI STATE
 Mar. 3 at Georgia
 Mar. 8-11 SEC Tournament [New Orleans]
 #- Neutral Site

Tennessee



Cuonzo Martin
Head Coach



Cameron Tatum

General Information

Location:Knoxville, Tenn.
Founded:1794
Enrollment:27,739
Colors:Orange and White
Nickname:Volunteers
Conference:Southeastern
(Eastern Division)
President:Dr. Joseph A. DiPietro
Athletic Director:Dave Hart

Sports Information

Sports Info Director: Jimmy Stanton
Office Phone: 865-974-1212
Basketball SID: Tom Satkowiak
Mobile Phone: 865-696-2897
Email: tomsid@utk.edu
SID Fax Phone: 865-974-1269
Press Row Phone: 865-544-0789
Web Site: www.utsports.com
Address: P.O. Box 15016
 Knoxville, TN 37901-5016

Basketball Information

Head Coach: Cuonzo Martin
(Purdue '00)
Record at UT/Yrs.
 1st season
Overall Record/Yrs.
61-41 / 3 years
Assistant Coaches
 Tracy Webster(Wisconsin '95)
 Jon Harris(Marquette '02)
 Kent Williams(S. Illinois '03)
Office Phone: 865-974-1206
Home Court:Thompson-Boling Arena
Capacity: 21,678
2010-11 Records: 19-15,8-8 in SEC
2010-11 Post-Season:NCAA 2nd Round
Starters Lost/Ret:4/1
Lettermen Lost/Ret.:5/7

Jan. 18, 2012 in Athens
8:00 p.m. (EST) (SECN)

Feb. 4, 2012 in Knoxville
9:00 p.m. (EST) (FSS)

Starters Lost

Scotty Hopson (G, 6-7, Jr.)
 Tobias Harris (F, 6-8, Fr.)
 Melvin Goins (G, 5-11, Sr.)
 Brian Williams (C, 6-10, Sr.)
Top Newcomers
 Josh Richardson (G, 6-6, Fr.)
 Wesley Washpun (G, 6-1, Fr.)
 Quinton Chievous (G, 6-5, Fr.)

Series Information

Series vs. UGA: UT leads 51-91*
Last Meeting:
 Feb. 4, 2009 in Athens
 Georgia 62, LSU 80
 *Excludes Georgia's 2002 win in Athens
 and 2003 win in Athens, later vacated
 because of NCAA sanctions.

2011-12 Schedule

Nov. 11 UNC-GREENSBORO
 Nov. 16 LOUISIANA-MONROE
 Nov. 21 Duke (@Maui)
 Nov. 22 Michigan/Memphis (@Maui)
 Nov. 23 @Maui Invitational
 Nov. 28 at Oakland
 Dec. 3 PITTSBURGH
 Dec. 10 AUSTIN PEAY
 Dec. 14 at College of Charleston
 Dec. 20 UNC ASHEVILLE
 Dec. 23 ETSU
 Dec. 29 THE CITADEL
 Jan. 2 CHATTANOOGA
 Jan. 4 at Memphis
 Jan. 7 FLORIDA
 Jan. 12 at Miss. State
 Jan. 14 KENTUCKY
 Jan. 18 at Georgia
 Jan. 21 CONNECTICUT
 Jan. 24 at Vanderbilt
 Jan. 28 AUBURN
 Jan. 31 at Kentucky
 Feb. 4 GEORGIA
 Feb. 8 SOUTH CAROLINA
 Feb. 11 at Florida
 Feb. 15 ARKANSAS
 Feb. 18 at Alabama
 Feb. 22 OLE MISS
 Feb. 25 at South Carolina
 Feb. 29 at LSU
 Mar. 3 VANDERBILT
 Mar. 8-11 SEC Tour. [New Orleans]

Pre-Season Roster (*=Returning Starter)

No.	Name	Pos.	Ht.	Wt.	Cl.	PPG	RPG	Hometown
0	Yemi Makanjuola	C	6-9	244	Fr.	---	---	Lagos, Nigeria
1	Josh Richardson	G	6-6	186	Fr.	---	---	Edmond, Okla.
2	Galen Campbell	G	6-3	193	Fr.	---	---	Knoxville, Tenn.
3	Renaldo Woolridge	F	6-9	215	Sr.	---	---	North Hollywood, Calif.
4	Wes Washpun	G	6-1	163	Fr.	---	---	Cedar Rapids, Iowa
11	Trae Golden	G	6-1	209	So.	---	---	Powder Springs, Ga.
13	Skylar McBee	G	6-3	199	Jr.	---	---	Rutledge, Tenn.
14	Tyler Summitt	G	6-1	180	RSo.	---	---	Knoxville, Tenn.
15	Rob Murphy	F	6-8	230	RJr.	---	---	Brentwood, Tenn.
20	Kenny Hall	F	6-9	222	Jr.	---	---	Stone Mountain, Ga.
21	Ryan Kilmartin	G	6-5	210	RSo.	---	---	Charlotte, N.C.
23	Cameron Tatum*	G	6-7	193	RSr.	---	---	Lithonia, Ga.
24	Brandon Lopez	G	6-1	179	Fr.	---	---	Knoxville, Tenn.
25	Dwight Miller	F	6-8	240	RJr.	---	---	Nassau, Bahamas
31	Quinton Chievous	G	6-5	201	Fr.	---	---	Chicago, Ill.
34	Jeronne Maymon	F	6-7	265	RJr.	---	---	Madison, Wisc.
52	Jordan McRae	F	6-5	174	So.	---	---	Midway, Ga.



2011-12 Opponents

Vanderbilt



Kevin Stallings
Head Coach



John Jenkins

General Information

Location: Nashville, Tenn.
 Founded: 1873
 Enrollment: 12,859
 Colors: Black and Gold
 Nickname: Commodores

Jan. 14, 2012 in Nashville
 4:00 p.m. (EST) (SECN)

Feb. 19, 2012 in Athens
 1:00 p.m. (EST) (FSS)

Conference: Southeastern
 (Eastern Division)
 Chancellor: Nicholas S. Zeppos
 Athletic Director: David Williams, II

Sports Information

Sports Info Director: ...Rod Williamson
 Office Phone: 615-322-4121
 Basketball SID: Andy Boggs
 Office Phone: 615-343-1847
 Email: andy.boggs@vanderbilt.edu
 SID Fax Phone: 615-343-7064
 Press Row Phone: 615-320-0436
 Web Site: www.vucumodores.com
 Address: P.O. Box 129001
 Nashville, TN 37212

Pre-Season Roster (*=Returning Starter)

No.	Name	Pos.	Ht.	Wt.	Cl.	PPG	RPG	Hometown
1	Brad Tinsley*	G	6-3	210	Sr.	10.6	3.7	Oregon City, Ore.
2	Kedren Johnson	G	6-4	215	Fr.	---	---	Lewisburg, Tenn
3	Festus Ezeli*	C	6-11	255	RSr.	13.0	6.3	Benin City, Nigeria
5	Lance Goulbourne*	G/F	6-8	230	Sr.	6.9	7.3	Brooklyn, N.Y.
11	Kyle Fuller	G	6-1	200	So.	1.9	1.4	Moreno Valley, Calif.
12	Jordan Smart	G/F	6-6	200	RJr.	0.4	0.6	Lexington, Ky.
14	Aaron Noll	F	6-7	220	Sr.	0.0	0.0	Fort Mitchell, Ky.
23	John Jenkins*	G	6-4	220	Jr.	19.5	3.0	Hendersonville, Tenn.
24	Dai-Jon Parker	G	6-3	190	Fr.	---	---	Baton Rouge, La.
33	Steve Tchiengang	F	6-9	245	Sr.	4.8	3.0	Douala, Cameroon
34	Shelby Moats	F	6-8	225	Fr.	---	---	Waconia, Minn.
35	James Siakam	F	6-6	210	RFr.	---	---	Douala, Cameroon
40	Josh Henderson	C	6-11	230	RFr.	---	---	Roanoke, Va.
44	Jeffery Taylor*	G/F	6-7	225	Sr.	14.7	3.0	Norrkoping, Sweden
45	Rod Odom	F	6-9	215	So.	3.9	2.6	Central Islip, N.Y.

Basketball Information

Head Coach: Kevin Stallings
 (Purdue '82)
 Record at Vanderbilt/Yrs. 236-147 / 12 years
 Overall Record/Yrs. 356-217 / 18 years

Assistant Coaches
 David Carson (Illinois State '96)
 Brad Frederick (North Carolina '99)
 Dan Muller (Illinois State '98)
 Tom Richardson (St. Xavier '77)
 Office Phone: 615-322-6530
 Home Court: Memorial Gymnasium
 Capacity: 14,316
 2010-11 Records: 23-10,9-7 in SEC
 2010-11 Post-Season.NCAA 2nd Round
 Starters Lost/Ret: 0/5
 Lettermen Lost/Ret.: 3/10
 Starters Lost
 None

Top Newcomers
 Kedren Johnson (G, 6-4, Fr.)
 Shelby Moats (F, 6-8, Fr.)
 Dai-Jon Parker (G, 6-3, Fr.)

Series Information

Series vs. UGA: VU leads 84-47*
 Last Meeting:
 Feb. 16, 2011 in Athens
 Georgia 56, Vanderbilt 64
 *Excludes Georgia's 2002 win in Athens
 and 2003 win in Athens, later vacated
 because of NCAA sanctions.

2011-12 Schedule

Nov. 11 OREGON
 Nov. 13 CLEVELAND ST.
 Nov. 15 BUCKNELL
 Nov. 19 North Carolina State#
 Nov. 21 Texas/Oregon State#
 Nov. 25 MONTMOUTH N.J.
 Nov. 28 XAVIER
 Dec. 2 at Louisville
 Dec. 7 at Davidson
 Dec. 17 INDIANA STATE
 Dec. 19 LONGWOOD
 Dec. 21 LAFAYETTE
 Dec. 29 at Marquette
 Jan. 2 MIAMI (OH)
 Jan. 7 AUBURN
 Jan. 10 at South Carolina
 Jan. 14 GEORGIA
 Jan. 19 at Alabama
 Jan. 21 MISS. STATE
 Jan. 24 Tennessee
 Jan. 28 MTSU
 Jan. 31 at Arkansas
 Feb. 4 at Florida
 Feb. 8 LSU
 Feb. 11 KENTUCKY
 Feb. 16 at Ole Miss
 Feb. 19 at Georgia
 Feb. 22 SOUTH CAROLINA
 Feb. 25 at Kentucky
 Feb. 28 FLORIDA
 Mar. 3 at Tennessee
 Mar. 8-11 SEC Tournament [New Orleans]
 # - Neutral Site



At the 2011 SEC Tournament, Commissioner Mike Slive recognizes former All-SEC guard Walter Daniels, Georgia's 2011 representative to the annual Chick-fil-A SEC Basketball Legends program.

OUTLOOK

PLAYERS

STAFF

OPPONENTS

REVIEW

RECORDS

HISTORY

MEDIA



2012 SEC Tournament



OUTLOOK
PLAYERS
STAFF
OPPONENTS
REVIEW
RECORDS
HISTORY
MEDIA

The Southeastern Conference Men's Basketball Tournament returns to the Crescent City as New Orleans, La., will host the 2012 event. It is the third time the city has hosted the tournament and the first for the New Orleans Arena. This will be the fifth time state of Louisiana (Baton Rouge in 1938 and 1988 and New Orleans 1996 and 2003) has hosted the tournament.

Opened on October 29, 1999, at a cost of \$112 million, the New Orleans Arena is the home of the National Basketball Association's New Orleans Hornets and has hosted the NCAA Tournament in each of the past two years. Located adjacent to the Louisiana Superdome, the arena has a seating capacity of 18,000 for basketball.

The winner of the 11-game tournament receives the SEC's automatic bid to the NCAA Tournament. The tournament seeds, conference championship and division titles are determined by the 16-game conference schedule during the regular season. Teams are seeded 1-12 based on their regular season conference finish.

Atlanta served as host of the inaugural SEC Tournament played following the 1932-33 season and did so again after the 1933-34 season. The event was held every year through 1952, with the exception of 1935. After a 26-year layoff (1953-78), the tournament was renewed in 1979. The 2012 tournament will be the 52nd in league history and the 33rd since the renewal.

The SEC has shown extraordinary balance in the tournament, evidenced by the fact that a different school won the first seven titles after the renewal.

The event has helped set the stage for SEC teams in the NCAA Tournament, as 21 of tournament champions since the tournament resumed in 1979 have advanced to at least the Sweet 16. Three of the past 14 SEC Tournament champions



The 2012 SEC Tournament returns to New Orleans for the third time, but for the first time ever at the New Orleans Arena (above). The home to the NBA's New Orleans Hornets has hosted NCAA Tournament games each of the past two seasons.

have gone on to win the national championship. Since the renewal in 1979, the SEC Tournament Champion has failed to win at least one NCAA Tournament game only four times.

Kentucky leads the league with 27 SEC Tournament titles. Alabama is second with six, while Tennessee ranks third with four. Florida and Mississippi State each have three championship trophies and Georgia has two.

Arkansas, Auburn, LSU, Ole Miss, Vanderbilt and former league member Georgia Tech have each won one SEC Tournament championship.

Future SEC Tournament Sites
 2013 - Nashville, Tenn. (Bridgestone Arena)
 2014 - Atlanta, Ga. (Georgia Dome)
 2015 - Nashville, Tenn. (Bridgestone Arena)
 2016 - Nashville, Tenn. (Bridgestone Arena)





**2010-11
Season In Review**

GEORGIA



2010-11 Season in Review

OUTLOOK
PLAYERS
STAFF
OPPONENTS
REVIEW
RECORDS
HISTORY
MEDIA

Milestones Aplenty in 2010-11

UGA Makes Strides in Many Ways

Year Two of the Mark Fox era at Georgia 2011 was an historic season. The Bulldogs racked up 21 victories and earned an at-large bid to the NCAA Tournament, just two highlights in a season filled with prominence. Among the notable landmarks achieved include:

TEAM MILESTONES

- > Georgia earned the 11th NCAA Tournament berth in UGA history.
- > Twenty-one wins marked the most since 2002.
- > The 11th time in 105 years of basketball at UGA that a team posted a 20-win season, and the first 20-win season since 2002.
- > SEC finish (3rd in East) was the program's highest since 2003.
- > SEC record (9-7) was the best since 2003.
- > Nine-game winning streak (Nov.-Jan.) was the longest since 1983.
- > Georgia earned its first ranking in AP Top 25 since 2003.
- > Georgia went undefeated in December for just the third time in school history.
- > Georgia had the most consecutive home sellouts (4) since 2003.
- > The Bulldogs also had the best average home attendance (8,250) since 2004.
- > Georgia posted more road wins (7) than in the previous three years combined. That figure was also the most road wins since 1995 and first winning record on the road since 2002.

- > Perhaps most astonishing of all the 2011 landmarks was this: Georgia allowed its opponents a mere 39.7 field-goal percentage. That's just the second time in 50 years that its FG percentage defense was below 40 percent.
- > During the 16-game league schedule, Georgia led the SEC in the following categories: 3-Point FG Percentage, Rebounds/Game, Opp. Rebounds/Game, Rebounding Margin and Assists.

INDIVIDUAL MILESTONES

- > **Trey Thompkins** became the first UGA player since Jarvis Hayes (2002-03) to earn 1st team All-SEC in back-to-back seasons.
- > **Travis Leslie** was named to the All-SEC second team, as voted by the league's 12 head coaches.
- > **Trey Thompkins** and **Travis Leslie** became the 40th & 41st players, respectively, in UGA history to score 1,000 career points. Thompkins finished the season with 1,396 points, good for 13th place on the UGA all-time scoring list. Leslie finished the season with 1,099 points and is currently 30th on the career scoring list.



Georgia's berth in the NCAA Tournament in 2011 marked a significant step forward in its return to prominence.

- > Thompkins is now 10th on UGA's career rebounding list with 693 rebounds. Leslie is now 17th on that list with 551 boards.
- > **Dustin Ware** handed out 100 assists for the third consecutive season. He's just the second player in UGA history to reach the 100-assist mark in each of his first three seasons. Career assist leader **Rashad Wright** is the other.
- > **Gerald Robinson** also reached 100 assists on the season. It marked the first time in 10 years that Georgia had two players reach that number in the same season. (Georgia very nearly had three players reach 100 for the first time ever; Leslie finished the season with 97).
- > During the 16-game league schedule, **Dustin Ware** led the SEC in 3-Point FG Percentage (49.3%) and Assist/Turnover Ratio (3.4/1).
- > Ware's final overall 3-point percentage of 43.5 was the best by a Georgia player since 1998. It's also the fifth-best seasonal percentage by a Bulldog in the 24 years that the 3-point shot has been a part of college basketball.
- > The most outstanding individual accomplishments came not on the playing court, but in the classroom. Four members of the 2011 squad — Barnes, Price, Nolte and Robinson — earned undergraduate degrees this year. The former pair completed their classroom work in four years' time in the Child & Family Development curriculum. Nolte, who transferred in 2009 from Furman, earned his degree in Marketing. Robinson transferred the same year from Tennessee State and completed his bachelor's degree in Speech Communications in the summer

of 2011. The latter two will play the 2012 season while taking graduate-level courses.

Thompkins in Rare Company

Trey Thompkins in 2011 became one of nine Bulldogs all-time to have amassed 1,200 points and 600 rebounds in a career. Just two of these luminaries, however, did it in three years' time: Thompkins and career rebounding leader **Bob Lienhard**, who played before the dawn of freshman eligibility in 1972.

Robinson a Difference Maker

In 2010, head coach **Mark Fox** noted that **Gerald Robinson**, who sat out the 2010 year after transferring from Tennessee State, would have tilted the balance in Georgia's favor in several of its close games. Through December of the 2011 season, Robinson delivered clutch plays that directly resulted in three Bulldog victories:

- 11/20 at St. Louis: Robinson drove the lane, drew three defenders and, in heavy traffic, fed Jeremy Price for a game-winner with :01 left.
- 12/2 vs. UAB: Robinson scored four points and had a key rebound in the final 14 seconds of perhaps the Bulldogs' best win of the season thus far.
- 12/7 at Georgia Tech: Robinson scored a key basket and assisted Dustin Ware on the biggest bucket of the game, a 3-pointer that broke a 70-all tie with 18 seconds left.

Robinson also emerged as a key player in several of the Bulldogs' SEC victories. He led Georgia in scoring in six of their 16 league contests.



2010-11 Final Statistics

RECORD:	OVERALL	HOME	AWAY	NEUTRAL
ALL GAMES	21-12	12-4	7-4	2-4
CONFERENCE	9-7	5-3	4-4	0-0
NON-CONFERENCE	11-4	7-1	3-0	1-3

##	Player	G	GS	Min	Avg	TOTAL			3-PT.			REBOUNDS				PF	DQ	A	TO	BL	ST	Pts	Avg					
						FG	FGA	Pct	3FG	FGA	Pct	FT	FTA	Pct	Off									Def	Tot	Avg		
33	Thompkins, T.	30	29	937	31.2	194	403	.481	23	74	.311	82	119	.689	56	173	229	7.6	67	1	42	76	50	33	493	16.4		
01	Leslie, T.	33	33	1062	32.2	177	360	.492	13	43	.302	109	136	.801	106	131	237	7.2	63	1	97	71	20	40	476	14.4		
22	Robinson, G.	33	32	1069	32.4	152	344	.442	31	103	.301	66	93	.710	25	65	90	2.7	80	1	133	100	4	42	401	12.2		
50	Price, J.	33	32	768	23.3	109	223	.489	0	0	.000	88	115	.765	50	115	165	5.0	102	4	21	58	25	20	306	9.3		
03	Ware, D.	33	33	1095	33.2	76	172	.442	57	131	.435	54	67	.806	5	90	95	2.9	50	1	114	39	2	31	263	8.0		
04	Barnes, C.	32	3	574	17.9	39	87	.448	0	0	.000	28	54	.519	50	68	118	3.7	54	0	14	26	26	10	106	3.3		
23	Brantley, S.	32	0	407	12.7	31	99	.313	25	81	.309	7	11	.636	1	31	32	1.0	16	0	21	20	0	9	94	2.9		
20	Nolte, C.	23	3	230	10.0	14	34	.412	4	10	.400	8	15	.533	13	25	38	1.7	31	1	11	8	6	10	40	1.7		
02	Thornton, M.	32	0	300	9.4	18	51	.353	2	8	.250	10	24	.417	23	39	62	1.9	28	0	13	23	19	11	48	1.5		
15	Williams, D.	30	0	179	6.0	7	26	.269	0	0	.000	9	21	.429	12	25	37	1.2	30	1	13	6	10	1	23	0.8		
11	Williams, V.	20	0	114	5.7	5	21	.238	1	6	.167	2	9	.222	0	7	7	0.4	17	0	14	8	0	4	13	0.7		
12	Bucklin, M.	9	0	17	1.9	1	2	.500	0	0	.000	2	3	.667	1	1	2	0.2	3	0	2	0	0	0	4	0.4		
TEAM.....														65	66	131	4.0	0					9					0
Total.....		33					823	1822	.452	156	456	.342	465	667	.697	407	836	1243	37.7	541	10	495	444	162	211	2267	68.7	
Opponents.....		33					741	1866	.397	190	596	.319	453	648	.699	387	697	1084	32.8	565	12	296	396	111	219	2125	64.4	

Southeastern Conference Games Only

RECORD:	OVERALL	HOME	AWAY	NEUTRAL
	9-7	5-3	4-4	0-0

##	Player	G	GS	Min	Avg	TOTAL			3-PT.			REBOUNDS				PF	DQ	A	TO	BL	ST	Pts	Avg					
						FG	FGA	Pct	3FG	FGA	Pct	FT	FTA	Pct	Off									Def	Tot	Avg		
01	Leslie, T.	16	16	528	33.0	88	171	.515	9	19	.474	53	68	.779	46	59	105	6.6	36	0	56	40	6	15	238	14.9		
33	Thompkins, T.	16	16	504	31.5	89	212	.420	11	45	.244	49	70	.700	24	102	126	7.9	36	0	22	39	28	18	238	14.9		
22	Robinson, G.	16	15	529	33.1	72	167	.431	16	46	.348	38	45	.844	13	36	49	3.1	44	1	53	47	4	17	198	12.4		
50	Price, J.	16	15	399	24.9	54	111	.486	0	0	.000	50	64	.781	21	65	86	5.4	49	1	12	30	8	6	158	9.9		
03	Ware, D.	16	16	544	34.0	44	90	.489	34	69	.493	26	30	.867	3	47	50	3.1	24	1	61	18	1	18	148	9.3		
23	Brantley, S.	16	0	193	12.1	17	49	.347	14	41	.341	4	4	1.000	1	16	17	1.1	7	0	12	9	0	4	52	3.3		
04	Barnes, C.	15	2	258	17.2	15	32	.469	0	0	.000	7	13	.538	19	34	53	3.5	27	0	6	17	10	4	37	2.5		
02	Thornton, M.	15	0	152	10.1	11	26	.423	2	3	.667	4	10	.400	17	20	37	2.5	14	0	8	8	6	8	28	1.9		
12	Bucklin, M.	4	0	6	1.5	1	2	.500	0	0	.000	1	1	1.000	0	0	0	0.0	1	0	0	0	0	0	3	0.8		
11	Williams, V.	8	0	29	3.6	2	3	.667	1	1	1.000	0	3	.000	0	2	2	0.3	4	0	3	1	0	1	5	0.6		
20	Nolte, C.	9	0	45	5.0	2	9	.222	0	1	.000	1	2	.500	5	7	12	1.3	7	0	2	1	1	2	5	0.6		
15	Williams, D.	15	0	88	5.9	2	13	.154	0	0	.000	3	4	.750	5	12	17	1.1	17	1	8	3	3	0	7	0.5		
TEAM.....														33	32	65	4.1	0					5					0
Total.....		16					397	885	.449	87	225	.387	236	314	.752	187	432	619	38.7	266	4	243	218	67	93	1117	69.8	
Opponents.....		16					374	927	.403	93	296	.314	222	329	.675	179	339	518	32.4	266	7	144	164	63	111	1063	66.4	



2010-11 Miscellaneous Stats

OUTLOOK
PLAYERS
STAFF
OPPONENTS
REVIEW
RECORDS
HISTORY
MEDIA

Home Games Only

RECORD:		OVERALL	SEC	NON-CONF																									
		12-4	5-3	7-1																									
#	Player	G	GS	Min	Avg	TOTAL			3-PT.			FT	FTA	Pct	REBOUNDS				PF	DQ	A	TO	BL	ST	Pts	Avg			
						FG	FGA	Pct	3FG	FGA	Pct				Off	Def	Tot	Avg											
33	Thompkins, T.	14	14	434	31.0	88	178	.494	8	30	.267	44	61	.721	25	75	100	7.1	27	1	20	34	29	11	228	16.3			
01	Leslie, T.	16	16	504	31.5	84	176	.477	9	25	.360	45	56	.804	45	75	120	7.5	26	1	52	32	13	16	222	13.9			
22	Robinson, G.	16	15	499	31.2	77	158	.487	14	50	.280	41	55	.745	8	37	45	2.8	36	1	53	49	2	23	209	13.1			
50	Price, J.	16	15	362	22.6	61	117	.521	0	0	.000	43	58	.741	27	51	78	4.9	46	1	12	25	15	10	165	10.3			
03	Ware, D.	16	16	506	31.6	37	78	.474	26	55	.473	27	31	.871	2	51	53	3.3	24	1	57	18	1	14	127	7.9			
04	Barnes, C.	16	2	298	18.6	23	52	.442	0	0	.000	20	36	.556	32	34	66	4.1	26	0	11	19	14	6	66	4.1			
23	Brantley, S.	15	0	203	13.5	17	46	.370	15	40	.375	5	8	.625	1	13	14	0.9	9	0	13	6	0	3	54	3.6			
20	Nolte, C.	11	2	117	10.6	8	18	.444	4	7	.571	4	8	.500	5	12	17	1.5	13	0	4	4	2	4	24	2.2			
02	Thornton, M.	15	0	162	10.8	8	26	.308	2	8	.250	8	16	.500	12	21	33	2.2	11	0	7	13	11	8	26	1.7			
15	Williams, D.	13	0	92	7.1	4	11	.364	0	0	.000	6	10	.600	6	15	21	1.6	14	0	7	3	6	1	14	1.1			
11	Williams, V.	12	0	86	7.2	4	17	.235	1	5	.200	2	9	.222	0	3	3	0.3	13	0	9	7	0	4	11	0.9			
12	Bucklin, M.	5	0	12	2.4	1	2	.500	0	0	.000	2	3	.667	1	1	2	0.4	0	0	2	0	0	0	4	0.8			
TEAM.....															29	37	66	4.1	0					6					0
Total.....		16				412	879	.469	79	220	.359	247	351	.704	193	425	618	38.6	245	5	247	216	93	100	1150	71.9			
Opponents.....		16				356	944	.377	101	306	.330	203	289	.702	213	334	547	34.2	283	-	123	203	37	109	1016	63.5			

Road Games Only

RECORD:		OVERALL	SEC	NON-CONF.																									
		7-4	4-4	3-0																									
#	Player	G	GS	Min	Avg	TOTAL			3-PT.			FT	FTA	Pct	REBOUNDS				PF	DQ	A	TO	BL	ST	Pts	Avg			
						FG	FGA	Pct	3FG	FGA	Pct				Off	Def	Tot	Avg											
33	Thompkins, T.	10	10	302	30.2	60	139	.432	8	30	.267	26	38	.684	19	65	84	8.4	24	0	13	24	12	18	154	15.4			
01	Leslie, T.	11	11	339	30.8	57	104	.548	2	7	.286	40	48	.833	30	34	64	5.8	26	0	32	25	2	13	156	14.2			
22	Robinson, G.	11	11	356	32.4	46	110	.418	10	25	.400	16	22	.727	9	21	30	2.7	31	0	48	35	2	10	118	10.7			
03	Ware, D.	11	11	371	33.7	31	63	.492	24	48	.500	19	24	.792	1	25	26	2.4	16	0	43	14	1	12	105	9.5			
50	Price, J.	11	11	275	25.0	37	74	.500	0	0	.000	30	39	.769	11	45	56	5.1	34	1	5	24	7	6	104	9.5			
23	Brantley, S.	11	0	136	12.4	11	34	.324	8	27	.296	2	3	.667	0	12	12	1.1	6	0	7	10	0	3	32	2.9			
04	Barnes, C.	10	0	167	16.7	10	23	.435	0	0	.000	1	3	.333	11	19	30	3.0	19	0	2	6	8	2	21	2.1			
02	Thornton, M.	11	0	101	9.2	8	19	.421	0	0	.000	2	8	.250	11	11	22	2.0	12	0	6	4	4	3	18	1.6			
20	Nolte, C.	8	1	75	9.4	3	10	.300	0	1	.000	1	4	.250	6	10	16	2.0	13	0	4	3	4	5	7	0.9			
15	Williams, D.	11	0	60	5.5	2	11	.182	0	0	.000	3	8	.375	5	8	13	1.2	13	1	5	2	3	0	7	0.6			
12	Bucklin, M.	1	0	2	2.0	0	0	.000	0	0	.000	0	0	.000	0	0	0	0.0	1	0	0	0	0	0	0	0.0			
11	Williams, V.	4	0	16	4.0	0	2	.000	0	0	.000	0	0	.000	0	2	2	0.5	0	0	3	0	0	0	0	0.0			
TEAM.....															20	21	41	3.7	0					2					0
Total.....		11				265	589	.450	52	138	.377	140	197	.711	123	273	396	36.0	195	2	168	149	43	72	722	65.6			
Opponents.....		11				247	593	.417	62	197	.315	157	227	.692	111	225	336	30.5	178	-	114	119	55	69	713	64.8			



2010-11 Game-by-Game Results

DATE	OPPONENT (TV)	SITE	W/L	SCORE	ATT	HIGH SCORER	HIGH REB.	OPP. HI SCORER	OPP. HI REB.
11/4	AUGUSTA STATE (Exh.)	H	W	85-48	3458	Ware, Price 14	Barnes 8	Keels 12	Purser 7
11/12	MISS. VALLEY STATE (CSS)	H	W	72-70	6728	Price 20	Leslie 11	Jackson 16	Smith 8
11/16	COLORADO (FSN)	H	W	83-74	6406	Robinson 21	Leslie, Barnes 8	Burks 21	Relphorde 7
11/20	Saint Louis	A	W	61-59	7192	Leslie 19	Price 7	Loe 19	Remekun 9
11/25	Notre Dame* (ESPN2)	N	L(2OT)	83-89	2973	Leslie 23	Thompkins 10	Abromaitis 25	Scott 11
11/26	#21 Temple* (ESPNU)	N	L	58-65	2932	Robinson 16	Leslie 7	Randall 18	Moore 8
11/28	Manhattan (ESPN3D)*	N	W	61-58	3428	Thompkins 18	Leslie 11	Brutus 16	Brown 10
12/3	UAB (FSN)	H	W	66-64	7253	Thompkins 20	Thompkins 9	Moore 20	Soko 6
12/7	Georgia Tech (ESPN2)	A	W	73-72	6725	Thomp., Ware 21	Thomp., Leslie 6	Shumpert 18	Rice 11
12/18	ARKANSAS STATE (CSS)	H	W	68-59	6157	Thompkins 15	Leslie 8	Boone 14	Adams 6
12/21	HIGH POINT (CSS)	H	W	85-38	5568	Robinson 21	D. Williams 8	Shine 15	Law 8
12/23	Mercer (CSS)	A	W	56-53	3274	Thomp., Leslie 20	Thompkins 20	Mills 21	Mills 12
12/28	CHARLESTON SOU. (CSS)	H	W	70-55	6406	Leslie 15	Leslie 7	Warren 24	Martin 9
12/31	EASTERN KENTUCKY (FSN)	H	W	64-57	5465	Thompkins 26	Thompkins 7	Johnson 18	Perrin 9
1/8	#10 KENTUCKY (SECN)	H	W	77-70	10523	Thompkins 25	Price 10	Jones 24	Harrellson 11
1/12	Vanderbilt (SECN)	A	L	66-73	14316	Leslie 21	Les., Thomp. 13	Ezeli, Jenk. 18	Ezeli, Goul. 10
1/15	Ole Miss (FSN)	A	W	98-76	7085	Robinson 22	Price 6	Graham 21	Buckner 5
1/18	TENNESSEE (ESPNU)	H	L	57-59	10523	Rob., Leslie 14	Ware 7	Harris, Hopson 15	Three with 5
1/22	MISSISSIPPI STATE (SECN)	H	W	86-64	10523	Leslie, Rob. 17	Thornton 9	Bost 20	Sidney 9
1/25	#24 FLORIDA (ESPN)	H	L (2OT)	91-104	10523	Leslie 21	Thompkins 13	Boyn., Walk. 24	Parsons 12
1/29	#14 Kentucky (ESPN)	A	L	60-66	25352	Ware 18	Thompkins 11	Lamb 19	Harrellson 8
2/2	Arkansas (CSS)	A	W	60-59	13560	Robinson 14	Price 7	Powell 16	Johnson 9
2/5	AUBURN (SECN)	H	W (OT)	81-72	10177	Price 22	Price 14	Ross 30	Ross 7
2/8	XAVIER (ESPNU)	H	L	57-65	7627	Thompkins 14	Thompkins 9	Holloway 18	McLean 10
2/12	South Carolina (SECN)	A	W	60-56	11835	Thompkins 16	Thompkins 9	Cooke 15	Muldrow 6
2/16	#18 VANDERBILT (ESPNU)	H	L	56-64	8942	Robinson 15	Leslie 11	Jenkins 21	Taylor 13
2/19	Tennessee (CBS)	A	W	69-63	20462	Price 20	Thompkins 9	Hopson 32	Harris 8
2/24	#13 Florida (ESPN2)	A	L	62-71	12013	Leslie 20	Thompkins 7	Boynton 18	Macklin 8
2/26	SOUTH CAROLINA (FSN)	H	W	64-48	10355	Thompkins 20	Thompkins 8	Cooke 11	Cooke 9
3/2	LSU (SECN)	H	W	73-53	8642	Robinson 16	Leslie 10	Turner 18	Warren 6
3/5	Alabama (SECN)	A	L	57-65	15383	Thomp., Leslie 15	Thompkins 10	Green 19	Mitchell 11
3/10	Auburn (SECN)#	N	W	69-51	12144	Thompkins 22	Thomp., Leslie 10	Denson 21	Wallace 5
3/11	Alabama (SECN)#	N	L (OT)	59-65	21875	Leslie 24	Leslie 10	Green 20	Green 13
3/18	Washington (CBS)&	N	L	65-68	16852	Thompkins 26	Thompkins 11	Thomas 19	Bryan-Aman. 6

*Old Spice Classic - Lake Buena Vista, Fla.
 #SEC Tournament - Atlanta, Ga.
 &NCAA Tournament - Charlotte, N.C.

OUTLOOK

PLAYERS

STAFF

OPPONENTS

REVIEW

RECORDS

HISTORY

MEDIA



2010-11 Team Statistics

OUTLOOK
PLAYERS
STAFF
OPPONENTS
REVIEW
RECORDS
HISTORY
MEDIA

Game	FGs	Pct.	3FGs	Pct.	FTs	Pct.	O+D=T					(1/2/OT)	PTS
							Reb.	A	TO	BL	ST		
Miss. Valley State	22-58	.379	10-17	.588	16-18	.889	16+25=41	5	18	0	5	25	37/33
GEORGIA (W/72-70)	25-51	.490	3-8	.375	19-29	.655	9+22=31	16	15	9	4	18	36/36
Colorado	22-53	.415	3-14	.214	27-36	.750	13+22=35	8	14	2	8	30	33/41
GEORGIA (W/83-74)	25-53	.472	6-15	.400	27-43	.628	16+24=40	14	20	3	7	26	33/50
St. Louis	20-44	.455	9-17	.529	10-16	.625	6+17=23	13	17	5	9	18	37/22
GEORGIA (W/61-59)	23-44	.523	3-6	.500	12-18	.667	7+23=30	12	17	5	10	16	27/34
Notre Dame	26-57	.456	7-17	.412	30-43	.698	13+29=42	10	16	1	2	16	25/37/7/20
GEORGIA (L/83-89)	32-73	.438	9-34	.265	10-20	.500	16+23=39	19	12	4	9	27	37/25/7/14
Temple	25-51	.490	5-14	.357	10-20	.500	8+24=32	13	13	3	8	17	31/34
GEORGIA (L/58-65)	21-54	.389	2-9	.222	14-20	.700	11+22=33	9	13	2	7	19	29/29
Manhattan	21-58	.362	4-11	.364	12-15	.800	9+24=33	10	16	5	10	13	30/28
GEORGIA (W/61-58)	27-69	.391	1-12	.083	6-11	.545	22+28=50	15	17	10	6	12	37/24
UAB	25-57	.439	7-17	.412	7-11	.636	16+11=27	6	11	4	7	11	32/32
GEORGIA (W/66-64)	28-56	.500	3-10	.300	7-9	.778	17+20=37	15	13	5	4	9	43/23
Ga. Tech	27-61	.443	8-20	.400	10-12	.833	14+29=43	13	14	7	5	15	35/37
GEORGIA (W/73-72)	27-61	.443	12-22	.545	7-15	.467	9+21=30	23	7	3	8	16	29/44
Arkansas St.	21-53	.396	7-21	.333	10-19	.526	14+15=29	8	14	3	4	15	27/32
GEORGIA (W/68-59)	27-53	.509	3-12	.250	11-17	.647	12+24=36	20	12	7	7	14	36/32
High Point	12-58	.207	5-17	.294	9-14	.643	21+21=42	4	19	0	3	23	24/14
GEORGIA (W/85-38)	31-58	.534	7-18	.389	16-29	.552	15+27=42	16	6	11	9	15	34/51
Mercer	19-52	.365	4-21	.190	11-13	.846	14+17=31	12	17	3	7	19	31/22
GEORGIA (W/56-53)	19-45	.422	2-8	.250	16-26	.615	15+20=35	10	18	6	11	20	24/32
Chas. Southern	19-64	.297	5-24	.208	12-15	.800	13+21=34	6	16	3	12	13	20/35
GEORGIA (W/70-55)	29-59	.492	1-10	.100	11-16	.688	11+34=45	16	19	9	9	13	41/29
Eastern Ky.	22-55	.400	7-25	.280	6-6	1.000	11+17=28	8	10	1	1	15	33/24
GEORGIA (W/64-57)	25-50	.500	2-11	.182	12-17	.706	11+22=33	14	9	4	4	8	34/30
Kentucky	27-71	.380	6-20	.300	10-16	.625	14+23=37	9	8	3	5	24	30/40
GEORGIA (W/77-70)	22-49	.449	3-9	.333	30-34	.882	7+34=41	12	13	4	3	14	41/36
Vanderbilt	21-50	.420	6-17	.353	25-35	.714	9+27=36	8	15	3	8	16	40/33
GEORGIA (L/66-73)	25-72	.347	5-21	.238	11-15	.733	20+24=44	14	14	4	11	23	32/34
Ole Miss	26-54	.481	5-17	.294	19-28	.679	8+13=21	9	8	4	3	22	37/39
GEORGIA (W/98-76)	33-52	.635	6-12	.500	26-27	.963	7+25=32	26	7	7	5	19	53/45
Tennessee	24-56	.429	6-19	.316	5-7	.714	14+30=34	10	12	7	5	18	35/24
GEORGIA (L/57-59)	20-47	.426	6-13	.462	11-13	.846	8+20=28	11	11	6	4	13	33/24
Miss. State	22-53	.415	7-24	.292	13-19	.684	2+21=23	7	11	1	8	15	29/35
GEORGIA (W/86-64)	32-65	.492	11-19	.579	11-21	.524	17+31=48	19	14	2	8	19	42/44
Florida	35-76	.461	8-20	.400	26-36	.722	18+29=47	10	13	3	12	19	39/34/12/19
GEORGIA (L/91-104)	34-75	.453	7-17	.412	16-24	.667	17+30=47	14	20	5	8	24	41/32/12/6
Kentucky	22-51	.431	6-17	.353	16-25	.640	5+27=32	8	9	5	6	14	39/27
GEORGIA (L/60-66)	21-57	.368	4-18	.222	14-21	.667	12+29=41	13	13	1	5	20	24/36
Arkansas	22-51	.431	4-12	.333	11-20	.550	5+23=28	8	8	12	6	15	25/34
GEORGIA (W/60-59)	25-63	.397	4-8	.500	6-9	.667	15+28=43	13	12	7	3	18	22/38
Auburn	29-69	.420	9-18	.500	5-14	.357	10+20=30	9	9	1	2	23	34/33/5
GEORGIA (W/81-72)	25-51	.490	6-17	.353	25-37	.676	12+36=48	22	17	8	4	15	38/29/14
Xavier	20-54	.370	5-14	.357	20-27	.741	9+26=35	10	8	1	6	11	29/36
GEORGIA (L/57-65)	21-54	.389	2-13	.867	13-15	.867	7+29=36	16	11	7	6	19	27/30
South Carolina	18-59	.305	4-23	.174	16-21	.762	15+17=32	9	9	6	8	16	9/47
GEORGIA (W/60-56)	23-50	.460	5-12	.417	9-15	.600	11+28=39	16	17	6	5	18	28/32
Vanderbilt	21-65	.323	12-25	.480	10-14	.714	23+26=49	12	10	7	5	8	21/43
GEORGIA (L/ 56-64)	19-53	.358	9-18	.474	9-10	.900	9+23=32	15	9	5	6	13	27/29
Tennessee	25-60	.417	4-17	.235	9-15	.600	10+18=28	11	9	4	5	19	25/38
GEORGIA (W/69-63)	24-47	.511	4-10	.400	17-24	.708	8+29=37	16	15	2	9	15	33/36
Florida	25-55	.455	7-20	.350	14-20	.700	10+20=30	13	5	2	4	10	26/45
GEORGIA (L/62-71)	26-52	.500	3-13	.231	7-10	.700	8+24=32	17	13	1	3	14	33/29
South Carolina	17-60	.283	1-19	.053	13-18	.722	15+19=34	4	12	1	9	17	22/26
GEORGIA (W/64-48)	23-50	.460	4-11	.364	14-19	.737	12+30=42	12	17	4	5	12	39/25
LSU	18-41	.439	3-12	.250	14-19	.737	6+19=25	7	18	0	7	16	25/28
GEORGIA (W/73-53)	26-56	.464	6-18	.333	15-18	.833	13+19=32	15	10	4	12	13	30/43
Alabama	22-56	.393	5-16	.313	16-22	.727	15+17=32	10	8	4	8	14	27/38
GEORGIA (L/57-65)	19-46	.413	4-8	.500	15-17	.882	11+22=33	8	16	1	2	16	21/36
Auburn	19-49	.388	2-14	.143	11-16	.688	8+19=27	7	8	1	4	21	23/28
GEORGIA (W/69-51)	21-51	.412	5-20	.250	22-31	.710	18+21=39	13	7	5	3	14	34/35
Alabama	21-54	.389	5-19	.263	18-24	.750	14+24=38	9	16	8	11	18	21/32/12
GEORGIA (L/59-65)	22-57	.386	3-11	.273	12-18	.667	13+19=32	15	15	4	11	16	30/23/6
Washington	26-60	.433	4-18	.222	12-14	.857	11+18=29	10	5	1	6	19	28/40
GEORGIA (L/65-68)	23-50	.460	5-12	.417	14-19	.737	11+25=36	9	15	1	3	13	28/37



2010-11 Superlatives

Team Superlatives

	Georgia	Opponent
Points Scored	High.....98 vs. Ole Miss	104 by Florida
	Low.....56 vs. Mercer, Vanderbilt2	38 by High Point
1st Half Points	High.....53 vs. Ole Miss	40 by Vanderbilt
	Low.....21 vs. Alabama	9 by South Carolina
2nd Half Points	High.....51 vs. High Point	47 by South Carolina
	Low.....23 vs. UAB, Alabama2	14 by High Point
Total FGs Made	High.....34 vs. Florida	29 by Auburn
	Low.....19 vs. Mercer, Vanderbilt2, Alabama	12 by High Point
FGs Attempted	High.....75 vs. Florida	71 by Kentucky
	Low.....44 vs. Saint Louis	41 by LSU
FG Percentage	High......635 (33x52) vs. Ole Miss	.490 (25x51) by Temple
	Low......358 (19x53) vs. Vanderbilt2	.207 (12x58) by High Point
3-pt. FGs Made	High.....12 vs. Georgia Tech	12 by Vanderbilt2
	Low.....1 vs. Manhattan	1 by South Carolina2
3-pt. FGs Attempted	High.....34 vs. Notre Dame	25 by Vanderbilt2
	Low.....6 vs. Saint Louis	11 by Manhattan
3-pt. FG Percentage	High......579 (11x19) vs. Miss. State	.588 (10x17) by Miss. Valley State
	Low......083 (1x12) vs. Manhattan	.053 (1x19) by South Carolina2
FTs Made	High.....30 vs. Kentucky	30 by Notre Dame
	Low.....6 vs. Manhattan, Arkansas	5 by Auburn
FTs Attempted	High.....43 vs. Colorado	43 by Notre Dame
	Low.....7 vs. UAB	11 by UAB
FT Percentage	High......963 (26x27) vs. Ole Miss	.889 (16x18) by Miss. Valley State
	Low......467 vs. Georgia Tech	.357 (5x14) by Auburn
Total Rebounds	High.....50 vs. Manhattan	49 by Vanderbilt2
	Low.....28 vs. Tennessee	21 by Ole Miss
Off. Rebounds	High.....22 vs. Manhattan	23 by Vanderbilt2
	Low.....7 vs. Saint Louis, Ole Miss, Xavier	2 by Miss. State
Def. Rebounds	High.....36 vs. Auburn	29 by N. Dame, Ga. Tech, Florida
	Low.....9 vs. Miss. Valley State	13 by Ole Miss
Assists	High.....26 vs. Ole Miss	13 by Saint Louis, Temple, Georgia Tech
	Low.....8 vs. Alabama	4 by High Point, South Carolina2
Turnovers	High.....20 vs. Colorado, Florida	19 by High Point
	Low.....6 vs. High Point	5 by Florida2
Blocked Shots	High.....11 vs. High Point	12 by Arkansas
	Low.....1 vs. Kentucky2, Florida2, Alabama	0 by Miss. Valley State, High Point
Steals	High.....11 vs. Mercer, Vanderbilt, Alabama2	12 by Charleston Southern, Florida
	Low.....2 vs. Alabama	1 by Eastern Kentucky, Auburn
Personal Fouls	High.....27 vs. Notre Dame	30 by Colorado
	Low.....8 vs. Eastern Kentucky	10 by Florida2

Individual Superlatives

	Georgia	Opponent
Points	26 by Thompkins vs. Eastern Ky., Washington	32 by Hopson (Tennessee2)
Rebounds	14 by Price vs. Auburn	13 by Taylor (Vanderbilt2)
Assists	9 by Ware vs. Ole Miss	7 by Thomas (Washington)
Turnovers	7 by Robinson vs. Saint Louis	7 by Green (Alabama2)
Blocks	4 by Leslie vs. Miss. Valley State	7 by Johnson (Arkansas), Ezeli (Vanderbilt2)
Steals	6 by Thompkins vs. Tennessee2	5 by three players (recent: Wallace, Auburn)
FGs Made	11 by Thompkins vs. Eastern Kentucky	12 by Ross (Auburn), Hopson (Tennessee2)
FGs Attempted	20 by Thompkins vs. Manhattan	20 by Warren (Charleston Southern)
3FGs Made	7 by Ware vs. Georgia Tech	5 by Loe (St. Louis), Ross (Auburn), Jenkins (VU2)
3FGs Attempted	13 by Ware vs. Notre Dame	11 by Davis (Alabama2)
FTs Made	10 by Price vs. Auburn	12 by Boynton (Florida), Green (Alabama2)
FTs Attempted	13 by Barnes vs. Colo.; Price vs. Auburn	15 by Burks (Colorado)
1st-Half Points	15 by Leslie vs. Alabama2	11 by Jackson (MVSU), Lamb (Ky.2)
2nd-Half Points	15 by Price vs. Miss. Valley State	22 by Hopson (Tennessee2)
Minutes	47 by Leslie vs. ND, Fla.; Thompkins vs. Fla.	46 by Abromaitis (Notre Dame)

OUTLOOK

PLAYERS

STAFF

OPPONENTS

REVIEW

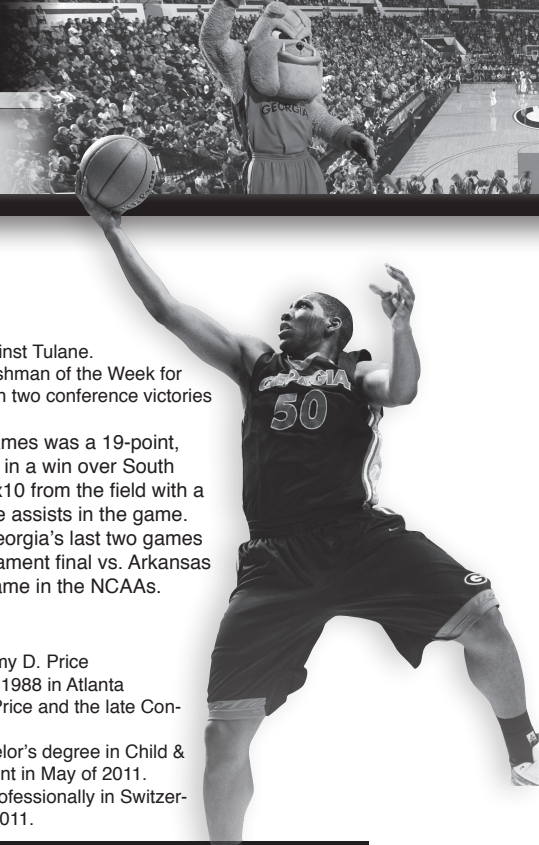
RECORDS

HISTORY

MEDIA



2010-11 Seniors



50

JEREMY PRICE

6-8 • 270 • Forward • Decatur, Ga. • Columbia HS

2010-11 Season

- Played some of his best collegiate basketball in his final season as a Bulldog.
- Single-handedly rescued Georgia in its season opener, scoring eight points in a 50-second span to rally the Bulldogs back into contention vs. Mississippi Valley State.
- Scored the game-winning basket with 1.9 seconds left in Georgia's victory at St. Louis.
- His 10 rebounds in win over Kentucky marked the second time in his career with double-digit boards.
- Career-best performance (22 pts, 14 rebs., 38 min.) helped Georgia defeat Auburn in overtime.
- Played key role with 20 points in Georgia's first win at Tennessee in 10 years.

2009-10 Season

- Showed signs of a re-emergence of the play that won his Freshman All-SEC honors in 2008.

- Scored in double figures nine times in 30 games.
- Was Georgia's most effective low-post offensive player for much of the season
- Led the team in FG percentage at 56.6 percent.

2008-09 Season

- An early-season starter who was replaced in the lineup by freshman Trey Thompkins after seven games.
- Struggled with his production thereafter.
- Scored in double figures in three of Georgia's mid-December games.
- Highlight of the SEC season was a 10-point, 21-minute effort at home vs. Miss. State.

2007-08 Season

- Named to coaches' SEC All-Freshman team.
- Big, athletic and highly-skilled frontcourt reserve.
- Emerged from Georgia's trip to Hawai'i as his team's best inside scoring threat, with a season-

high 22 points against Tulane.

- Named SEC Freshman of the Week for scoring 25 points in two conference victories in mid-January.
- One of those games was a 19-point, 12-rebound effort in a win over South Carolina. Was 7x10 from the field with a season-high three assists in the game.
- Rock-solid in Georgia's last two games -- the SEC Tournament final vs. Arkansas and the Xavier game in the NCAAs.

Personal

- **Full name:** Jeremy D. Price
- **Born:** March 23, 1988 in Atlanta
- **Parents:** David Price and the late Constance Reid
- Earned his bachelor's degree in Child & Family Development in May of 2011.
- Signed to play professionally in Switzerland in August of 2011.


Career Statistics

Year	G-GS	Min-Avg.	FG-FGA	Pct.	3FG-3FGA	Pct.	FT-FTA	Pct.	Reb.-Avg.	A	TO	BL	ST	PF-DQ	Pts-Avg.
2008	34-15	735-21.6	113-213	.531	0-0	.000	50-69	.725	59+89=148-4.4	25	71	7	18	94-4	276-8.1
2009	29-10	498-17.2	61-140	.436	2-5	.400	24-46	.522	30+55=85-2.9	25	53	11	16	46-0	148-5.1
2010	30-4	558-18.6	86-152	.566	0-0	.000	43-62	.694	45+76=121-4.0	25	46	14	12	66-2	215-7.2
2011	33-32	768-23.3	109-223	.489	0-0	.000	88-115	.765	50+115=165-5.0	21	58	25	20	102-4	306-9.3
TOTALS	126-61	2559-20.3	369-728	.507	2-5	.400	205-292	.702	184+335=519-4.1	96	228	57	66	308-10	945-7.5

4

CHRIS BARNES

6-8 • 240 • Forward • College Park, Ga. • Riverdale HS



2010-11 Season

- Provided valuable contributions off the bench for the Bulldogs.
- Started Georgia's Old Spice Classic opener vs. Notre Dame.
- Best effort was a 12-point outing in 24 minutes Dec. 18 against Arkansas State.
- Was also solid in win over Colorado with nine points and eight boards.
- Missed Georgia's win over Ole Miss to attend his grandmother's funeral.

2009-10 Season

- A 10-game starter in his junior season for the Bulldogs.
- Scored in double figures once, in Georgia's SEC win at home against Alabama (10 pts.). Rebounded for double digits once as well, in the season opener vs. New Orleans.

- One of three Bulldog regulars to shoot over 50 percent from the field.

2008-09 Season

- Given his injury-plagued freshman year, Barnes progressed as much as any player in the Georgia program as a sophomore.
- Was rock-solid in two of the Bulldogs' toughest games of the season: 7 pts., 10 rebs. in 22 minutes @Western Ky...11 pts in 16 min. vs. Va. Tech.
- His 10 boards at WKU are his career best.
- Only other double-figure scoring game was a 10-point effort in regular-season finale vs. South Carolina. Also had eight boards against the Gamecocks.

2007-08 Season

- Promising freshman season was cut short by a knee injury in the Feb. 16 game vs. Tennessee.
- Suffered a torn meniscus in his right knee in that game. Was healthy and available by the

NCAA Tournament but was withheld from competition.

- Had become an important reserve in Georgia's frontcourt before his injury. Showed in his limited court time that he was perhaps the Bulldogs' best offensive rebounder.
- Recorded a double-double in his first collegiate game, with 14 points (all in the 2nd half) and 10 rebounds vs. Jax State.
- Played all the significant minutes in Georgia's win vs. Elon.
- Season-high of nine rebounds came in just 16 minutes Jan. 26 at Tennessee.

Personal

- **Full name:** Christopher Alexander Barnes
- **Born:** Nov. 20, 1988 in Miami, Fla.
- **Parents:** Ronald and Stephanie Barnes
- Earned his bachelor's degree in Child & Family Development in May of 2011.
- Signed to play professionally in Lithuania in September of 2011.

Career Statistics

Year	G-GS	Min-Avg.	FG-FGA	Pct.	3FG-3FGA	Pct.	FT-FTA	Pct.	Reb.-Avg.	A	TO	BL	ST	PF-DQ	Pts-Avg.
2008	21-0	195-9.3	22-44	.500	0-0	.000	11-24	.458	22+24=46-2.2	5	17	10	6	25-0	55-2.6
2009	32-0	545-17.0	55-104	.529	0-0	.000	31-71	.437	53+72=125-3.9	15	38	25	18	60-0	141-4.4
2010	31-10	418-13.5	34-67	.507	0-0	.000	32-57	.561	42+58=100-3.2	10	28	24	9	45-1	100-3.2
2011	32-3	574-17.9	39-87	.448	0-0	.000	28-54	.419	50+68=118-3.7	14	26	26	10	54-0	106-3.3
TOTALS	116-13	1732-14.9	150-302	.497	0-0	.000	102-206	.495	167+222=389-3.4	44	109	85	43	184-1	402-3.5



Additional 2010-11 Starters Lost

1

TRAVIS LESLIE

6-4 • 205 • Guard • Decatur, Ga. • Columbia HS

2010-11 Season

- All-Southeastern Conference 2nd team, as selected by the league's 12 head coaches.
- Was also a pre-season All-SEC selection by the SEC coaches and AP.
- Compiled six double-doubles this season, including both SEC Tournament games.
- Scored 20 or more points in seven games, with his season high of 24 coming against Alabama in the SEC Tournament.
- In the Florida game on 2/24, he became the 41st player in UGA history to score 1,000 career points.
- Was tabbed as the best dunker in college basketball by a panel of voters on ESPN's College Gameday show in mid-February.
- Also third on the team in assists with 97.

2009-10 Season

- It could be argued that Leslie was the SEC's most improved player in 2010.

- The Bulldogs' 2nd-leading scorer throughout the season.
- Named SEC Player of the Week on Jan. 24.
- Became a primary offensive weapon for Georgia, having needed just 13 games to surpass his entire scoring total from the previous season.
- Established career highs in five of six major categories this season.
- Led Georgia in offensive rebounding, as well as assists during SEC games.
- Ended the season with a career-high 34 points in SEC Tournament loss to Vanderbilt.
- Three of his plays during the season -- two dunks and a blocked shot -- found their way onto ESPN's Top 10 Plays of the Day.

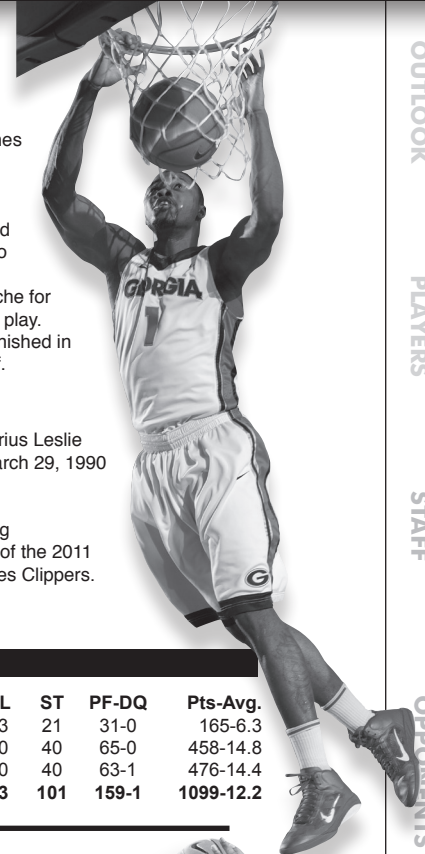
2008-09 Season

- Started four holiday games in place of injured senior Terrance Woodbury.
- Missed the last five games in order to concentrate on his academic work.

- Occasionally showed flashes of his brilliant athleticism on the court.
- Scored his career high of 23 points in season's second game, a neutral-court loss to Loyola-Chicago.
- Had created a valuable niche for himself during early-season play. Playing time, however, diminished in the SEC season's latter half.

Personal

- **Full Name:** Travis Demetrius Leslie
- **Birthdate/Birthplace:** March 29, 1990 / Atlanta, Ga.
- **Mother:** Virginia Leslie
- **Academic Major:** Housing
- Selected in the 2nd round of the 2011 NBA Draft by the Los Angeles Clippers.



Career Statistics

Year	G-GS	Min-Avg.	FG-FGA	Pct.	3FG-3FGA	Pct.	FT-FTA	Pct.	Reb.-Avg.	A	TO	BL	ST	PF-DQ	Pts-Avg.
2009	26-4	411-15.8	71-159	.447	0-3	.000	23-40	.575	40+62=102-3.9	16	27	13	21	31-0	165-6.3
2010	31-31	913-29.5	169-347	.487	6-11	.545	114-155	.735	96+116=212-6.8	78	82	30	40	65-0	458-14.8
2011	33-33	1062-32.2	177-360	.492	13-43	.302	109-136	.801	106+131=237-7.2	97	71	20	40	63-1	476-14.4
TOTALS	90-68	2386-26.5	417-866	.482	19-57	.333	246-331	.743	242+309=551-6.1	191	180	63	101	159-1	1099-12.2

33

TREY THOMPKINS

6-10 • 245 • Forward • Lithonia, Ga. • Wesleyan School

2010-11 Season

- All-SEC 1st team selection by the league's 12 head coaches.
- Pre-season All-America pick, 1st team All-SEC and SEC Player of the Year.
- Pre-season efforts were slowed considerably by a high sprain of his right ankle, incurred in a scrimmage on Oct. 30.
- Has become the 40th player in UGA history to score 1,000 career points. Finished his career as the No. 13 all-time scorer with 1,396 points.
- Team-high 25 points in win over Kentucky.
- His team-best 50 blocks is the most by a Georgia player in 15 years, going back to Terrell Bell's 83 blocks in 1996.

2009-10 Season

- Unanimous first-team All-SEC selection by the league's 12 coaches. Also AP first-team All-SEC pick.
- Led Georgia in scoring and rebounding throughout the 2010 season.
- Scored in double figures in 27 games, over 20 on 14 occasions. Season- and

- career-high 17 rebounds came in home win over Alabama.
- Won that contest vs. Bama virtually by himself, scoring nine straight points for Georgia in the closing minutes.
- Second in the SEC in scoring, fourth in rebounding, 7th in FG percentage, 8th in FT percentage. Ranked fourth in the SEC in double-doubles (10).

2008-09 Season

- Named to the Southeastern Conference All-Freshman team, as voted by the league's 12 coaches.
- Led Georgia in rebounding with the highest total for a UGA freshman (7.4/game) in 11 years.
- Ranked second among Georgia players in scoring at 12.6 points per contest. Led the Bulldogs in blocked shots with 31.
- Ranked 8th among all SEC players in rebounding. Was 3rd in scoring and 2nd in rebounding among all of the league's freshman players.
- Scored 20 or more points on five occasions and had a team-high four double-doubles.
- Missed first four games -- and nearly all of

- pre-season practice -- because of a high ankle sprain. It was the third in a series of injuries that slowed his early progress to a crawl.
- Despite the limited preparation time, he asserted himself as the Bulldogs' most potent offensive weapon.
- Signed to play professionally in Switzerland in August of 2011.

Personal

- **Full Name:** Howard Samuel Thompkins III
- **Birthdate/Birthplace:** May 29, 1990 / Long Island, N.Y.
- **Parents:** Howard and Marsha Thompkins
- **Academic Major:** Housing
- Selected in the 2nd round of the 2011 NBA Draft by the Los Angeles Clippers.
- Played a key role on the U.S. team which won the 2009 U19 World Championship. The next summer, he played on the U.S. Select team, which scrimmaged daily with the U.S. team, comprised of NBA stars.



Career Statistics

Year	G-GS	Min-Avg.	FG-FGA	Pct.	3FG-3FGA	Pct.	FT-FTA	Pct.	Reb.-Avg.	A	TO	BL	ST	PF-DQ	Pts-Avg.
2009	28-23	769-27.5	134-309	.434	33-86	.384	53-73	.726	58+148=206-7.4	22	68	31	27	48-0	354-12.6
2010	31-29	962-31.0	207-429	.483	23-61	.377	112-147	.762	65+193=258-8.3	60	91	36	30	81-2	549-17.7
2011	30-29	937-31.2	194-403	.481	23-74	.311	82-119	.689	56+173=229-7.6	42	76	50	33	67-1	493-16.4
TOTALS	89-81	2668-30.0	535-1141	.469	79-221	.357	247-339	.729	179+514=693-7.8	124	235	117	90	196-3	1396-15.7



2010-11 Final SEC Standings

OUTLOOK
PLAYERS
STAFF
OPPONENTS
REVIEW
RECORDS
HISTORY
MEDIA

2010-11 SEC Final Standings

Eastern Division

SCHOOL	SEC	PCT.	HOME	AWAY	NEUTRAL	DIV.	ALL	PCT.	HOME	AWAY	NEUTRAL	POSTSEASON
Florida ^{&^}	13-3	.813	7-1	6-2	0-0	8-2	29-8	.784	14-3	8-2	7-3	NCAA Reg. Semis
Kentucky ⁺	10-6	.625	8-0	2-6	0-0	7-3	29-9	.763	15-0	4-7	10-2	NCAA Natl. Semis
Vanderbilt	9-7	.563	5-3	4-4	0-0	4-6	23-11	.677	14-3	5-5	4-3	NCAA 2nd Round
Georgia	9-7	.563	5-3	4-4	0-0	4-6	21-12	.636	12-4	7-4	2-4	NCAA 2nd Round
Tennessee	8-8	.500	3-5	5-3	0-0	5-5	19-15	.559	10-8	5-5	4-2	NCAA 2nd Round
S. Carolina	5-11	.313	3-5	2-6	0-0	2-8	14-16	.467	11-6	3-9	0-1	---

&--SEC Champion; ^--SEC Eastern Division Champion; +--SEC Tournament Champion

Western Division

SCHOOL	SEC	PCT.	HOME	AWAY	NEUTRAL	DIV.	ALL	PCT.	HOME	AWAY	NEUTRAL	POSTSEASON
Alabama [%]	12-4	.750	8-0	4-4	0-0	8-2	25-12	.676	19-0	4-6	2-6	NIT Finals
Miss. State	9-7	.563	5-3	4-4	0-0	6-4	17-14	.548	12-5	4-5	1-4	---
Ole Miss	7-9	.438	5-3	2-6	0-0	6-4	20-14	.588	13-4	4-8	3-2	---
Arkansas	7-9	.438	5-3	2-6	0-0	4-6	18-13	.581	15-4	2-7	1-2	---
Auburn	4-12	.250	2-6	2-6	0-0	3-7	11-20	.355	9-11	2-7	0-2	---
LSU	3-13	.188	1-7	2-6	0-0	3-7	11-21	.344	8-10	3-8	0-3	---

[%]--SEC Western Division Champion

SEC Tournament Results

March 10-13 - Georgia Dome / Georgia Tech - Atlanta, Ga.

First Round, Thursday, March 10

- Game 1 (E4) Georgia 69, (W5) Auburn 51
- Game 2 (W3) Ole Miss 66, (E6) South Carolina 55
- Game 3 (E5) Tennessee 74, (W4) Arkansas 68
- Game 4 (E3) Vanderbilt 62, (W6) LSU 50

Second Round, Friday, March 11

- Game 5 (W1) Alabama 65, (E4) Georgia 59
- Game 6 (E2) Kentucky 75, (W3) Ole Miss 66
- Game 7 (E1) Florida 85, (E5) Tennessee 74
- Game 8 (E3) Vanderbilt 87, (W2) Miss. State 81

Third Round, Saturday, March 12

- Game 9 (E2) Kentucky 72, (W1) Alabama 58
- Game 10 (E1) Florida 77, (E3) Vanderbilt 66

Finals, Sunday, March 13

- Game 11 (E2) Kentucky 70, (E1) Florida 54

NCAA Tournament Results

EAST REGIONAL

- March 17 @Tampa, Fla.
(4) Kentucky 59, (13) Princeton 57
- March 18 @Charlotte, N.C.
(7) Washington 68, (10) Georgia 65
- March 19 @Tampa, Fla.
(4) Kentucky 71, (5) West Virginia 63
- March 25 @Newark, N.J.
(4) Kentucky 62, (1) Ohio State 60
- March 27 @Newark, N.J.
(4) Kentucky 76, (2) North Carolina 69

SOUTHEAST REGIONAL

- March 17 @Tampa, Fla.
(2) Florida 79, (15) UC Santa Barbara 51
- March 19 @Tampa, Fla.
(2) Florida 73, (7) UCLA 65
- March 24 @New Orleans, La.
(2) Florida 83, (3) BYU 74
- March 26 @New Orleans, La.
(8) Butler 74, (2) Florida 71

SOUTHWEST REGIONAL

- March 17 @Denver, Colo.
(12) Richmond 69, (5) Vanderbilt 66

WEST REGIONAL

- March 18 @Charlotte, N.C.
(8) Michigan 75, (9) Tennessee 45

NATIONAL SEMIFINAL

- April 2 @Houston, Texas
(3) UConn 56, (4) Kentucky 55

NIT Results

First Round - March 15-16

- at (1) Alabama 68, (8) Coastal Carolina 44
- at (4) California 77, (5) Ole Miss 74

Second Round - March 21

- at (1) Alabama, (4) New Mexico 67

Quarterfinals - March 23

- at (1) Alabama 79, (2) Miami (Fla.) 64

Semifinals - March 29 @New York, N.Y.

- (1) Alabama 62, (4) Colorado 61

Finals - March 31 @New York, N.Y.

- (4) Wichita State 66, (1) Alabama 57



2010-11 SEC Statistics

SEC Team Statistics

All Games

SCORING			
School	G	PTS	AVG
Vanderbilt	34	2581	75.9
Kentucky	38	2845	74.9
Ole Miss	34	2513	73.9
Florida	37	2667	72.1
Arkansas	31	2191	70.7
Tennessee	34	2376	69.9
Miss. State	31	2165	69.8
>GEORGIA	33	2267	68.7
S. Carolina	30	2027	67.6
Alabama	37	2473	66.8
Auburn	31	1933	62.4
LSU	32	1991	62.2

SCORING DEFENSE

School	G	PTS	AVG
Alabama	37	2198	59.4
Florida	37	2345	63.4
Kentucky	38	2412	63.5
>GEORGIA	33	2125	64.4
Auburn	31	2051	66.2
LSU	32	2130	66.6
Arkansas	31	2069	66.7
Tennessee	34	2296	67.5
Vanderbilt	34	2301	67.7
S. Carolina	30	2070	69.0
Ole Miss	34	2350	69.1
Miss. State	31	2177	70.2

FIELD GOAL PERCENTAGE

School	FGs	FGA	PCT
Florida	968	2083	.465
Kentucky	1002	2183	.459
Vanderbilt	848	1853	.458
>GEORGIA	823	1822	.452
Alabama	930	2066	.450
Ole Miss	868	1964	.442
Arkansas	756	1734	.436
Miss. State	739	1701	.434
Tennessee	837	1941	.431
LSU	692	1731	.400
Auburn	675	1695	.398
S. Carolina	741	1878	.395

TURNOVER MARGIN

School	TO	OPP	Mar.
Alabama	516	581	+1.76
S. Carolina	402	445	+1.43
Kentucky	406	458	+1.37
Auburn	440	477	+1.19
Arkansas	411	446	+1.13
Tennessee	454	476	+0.65
Florida	452	461	+0.24
Ole Miss	435	441	+0.18
Vanderbilt	441	406	-1.03
LSU	461	426	-1.09
>GEORGIA	444	396	-1.45
Miss. State	413	339	-2.39

SEC Games Only

SCORING			
School	G	PTS	AVG
Vanderbilt	16	1180	73.8
Kentucky	16	1175	73.4
Florida	16	1161	72.6
Ole Miss	16	1136	71.0
Miss. State	16	1118	69.9
>GEORGIA	16	1117	69.8
Arkansas	16	1067	66.7
Tennessee	16	1061	66.3
Alabama	16	1060	66.2
S. Carolina	16	1025	64.1
Auburn	16	968	60.5
LSU	16	920	57.5

SCORING DEFENSE

School	G	PTS	AVG
Alabama	16	974	60.9
Tennessee	16	1025	64.1
Florida	16	1038	64.9
Kentucky	16	1051	65.7
>GEORGIA	16	1063	66.4
Auburn	16	1086	67.9
Arkansas	16	1113	69.6
Miss. State	16	1121	70.1
LSU	16	1121	70.1
S. Carolina	16	1127	70.4
Vanderbilt	16	1131	70.7
Ole Miss	16	1138	71.1

FIELD GOAL PERCENTAGE

School	FGs	FGA	PCT
Florida	419	920	.455
>GEORGIA	397	885	.449
Vanderbilt	386	861	.448
Kentucky	415	928	.447
Miss. State	380	853	.445
Alabama	386	881	.438
Tennessee	386	916	.421
Arkansas	360	856	.421
Ole Miss	383	912	.420
LSU	333	858	.388
Auburn	346	893	.387
S. Carolina	370	997	.371

TURNOVER MARGIN

School	TO	OPP	Mar.
Alabama	13.7	15.8	+2.12
S. Carolina	12.2	14.1	+1.88
Florida	10.6	12.3	+1.69
Kentucky	10.7	12.4	+1.69
Tennessee	12.6	13.6	+1.00
Auburn	14.4	15.3	+0.88
Ole Miss	12.5	13.0	+0.50
Arkansas	12.2	12.3	+0.12
Vanderbilt	12.5	11.1	-1.44
LSU	14.9	12.6	-2.38
Miss. State	13.8	11.1	-2.69
>GEORGIA	13.6	10.3	-3.38

All Games

FG PERCENTAGE DEFENSE			
School	FGs	FGA	PCT
Alabama	758	1965	.386
Kentucky	863	2188	.394
>GEORGIA	741	1866	.397
Vanderbilt	848	2063	.411
Arkansas	747	1813	.412
LSU	730	1759	.415
Miss. State	799	1917	.417
Tennessee	785	1878	.418
Florida	872	2075	.420
S. Carolina	716	1690	.424
Ole Miss	803	1889	.425
Auburn	674	1583	.426

3-PT. FG PERCENTAGE

School	3FGs	3FGA	PCT
Kentucky	281	707	.397
Vanderbilt	263	708	.371
Arkansas	204	563	.362
Miss. State	246	680	.362
Florida	233	661	.352
Ole Miss	260	740	.351
>GEORGIA	156	456	.342
Auburn	148	465	.318
S. Carolina	207	662	.313
LSU	175	561	.312
Tennessee	175	583	.300
Alabama	152	510	.298

3-PT. FG PERCENTAGE DEFENSE

School	3FGs	3FGA	PCT
Florida	214	689	.311
Vanderbilt	203	649	.313
Arkansas	160	508	.315
Alabama	200	629	.318
>GEORGIA	190	596	.319
Kentucky	210	649	.324
LSU	174	531	.328
Tennessee	230	692	.332
Auburn	220	654	.336
Miss. State	232	689	.337
Ole Miss	212	607	.349
S. Carolina	179	511	.350

FREE THROW PERCENTAGE

School	FT	FTA	PCT
Ole Miss	517	684	.756
Vanderbilt	622	837	.743
Miss. State	441	610	.723
Kentucky	560	789	.710
Alabama	461	652	.707
>GEORGIA	465	667	.697
Arkansas	475	683	.695
Tennessee	527	770	.684
Florida	498	744	.669
LSU	432	650	.665
S. Carolina	338	510	.663
Auburn	435	663	.656

SEC Games Only

FG PERCENTAGE DEFENSE			
School	FGs	FGA	PCT
Alabama	330	832	.397
Kentucky	366	920	.398
>GEORGIA	374	927	.403
Tennessee	354	864	.410
Miss. State	414	1004	.412
Vanderbilt	416	974	.427
Auburn	353	819	.431
Arkansas	401	915	.438
LSU	389	887	.439
Florida	394	889	.443
S. Carolina	383	863	.444
Ole Miss	387	866	.447

3-PT. FG PERCENTAGE

School	3FGs	3FGA	PCT
>GEORGIA	87	225	.387
Kentucky	110	286	.385
Vanderbilt	120	315	.381
Miss. State	130	348	.374
Ole Miss	125	341	.367
Arkansas	87	239	.364
Florida	104	291	.357
Auburn	67	216	.310
Tennessee	85	282	.301
S. Carolina	98	354	.277
Alabama	51	191	.267
LSU	75	285	.263

3-PT. FG PERCENTAGE DEFENSE

School	3FGs	3FGA	PCT
Vanderbilt	93	305	.305
Tennessee	87	279	.312
>GEORGIA	93	296	.314
Auburn	104	330	.315
Alabama	82	253	.324
Arkansas	84	252	.333
Miss. State	113	335	.337
Florida	94	274	.343
Kentucky	94	271	.347
LSU	100	268	.373
S. Carolina	93	245	.380
Ole Miss	102	265	.385

FREE THROW PERCENTAGE

School	FTM	FTA	PCT
Ole Miss	245	317	.773
Vanderbilt	288	383	.752
>GEORGIA	236	314	.752
Miss. State	228	312	.731
Kentucky	235	322	.730
Alabama	237	325	.729
Arkansas	260	364	.714
S. Carolina	187	265	.706
Florida	219	323	.678
Tennessee	204	302	.675
LSU	179	277	.646
Auburn	209	327	.639

OUTLOOK

PLAYERS

STAFF

OPPONENTS

REVIEW

RECORDS

HISTORY

MEDIA



2010-11 SEC Statistics



OUTLOOK
PLAYERS
STAFF
OPPONENTS
REVIEW
RECORDS
HISTORY
MEDIA

SEC Team Statistics

All Games

REBOUNDING OFFENSE			
School	G	REB	AVG
S. Carolina	30	1144	38.1
>GEORGIA	33	1243	37.7
Tennessee	34	1279	37.6
Florida	37	1384	37.4
Kentucky	38	1420	37.4
Vanderbilt	34	1255	36.9
Alabama	37	1339	36.2
Ole Miss	34	1229	36.1
Miss. State	31	1119	36.1
LSU	32	1110	34.7
Auburn	31	1067	34.4
Arkansas	31	1063	34.3

REBOUNDING DEFENSE			
School	G	REB	AVG
Florida	37	1180	31.9
>GEORGIA	33	1086	32.9
Alabama	37	1238	33.5
Ole Miss	34	1144	33.6
Kentucky	38	1285	33.8
Tennessee	34	1152	33.9
Vanderbilt	34	1172	34.5
Auburn	31	1095	35.3
Miss. State	31	1141	36.8
LSU	32	1178	36.8
Arkansas	31	1153	37.2
S. Carolina	30	1139	38.0

REBOUNDING MARGIN			
School	REB	OPP	Mar.
Florida	1384	1180	+5.5
>GEORGIA	1243	1086	+4.8
Tennessee	1279	1152	+3.7
Kentucky	1420	1285	+3.6
Alabama	1339	1238	+2.7
Ole Miss	1229	1144	+2.5
Vanderbilt	1255	1172	+2.4
S. Carolina	1144	1139	+0.2
Miss. State	1119	1141	-0.7
Auburn	1067	1095	-0.9
LSU	1110	1178	-2.1
Arkansas	1063	1153	-2.9

ASSISTS			
School	G	AST	Avg.
>GEORGIA	33	495	15.0
Florida	37	521	14.1
Vanderbilt	34	454	13.4
Tennessee	34	443	13.0
Kentucky	38	482	12.7
Miss. State	31	393	12.7
Alabama	37	454	12.3
Ole Miss	34	415	12.2
Arkansas	31	373	12.0
LSU	32	364	11.4
Auburn	31	349	11.3
S. Carolina	30	327	10.9

SEC Games Only

REBOUNDING OFFENSE			
School	G	REB	Avg.
>GEORGIA	16	619	38.7
Tennessee	16	594	37.1
Florida	16	589	36.8
Kentucky	16	583	36.4
S. Carolina	16	581	36.3
Miss. State	16	567	35.4
Alabama	16	564	35.2
Vanderbilt	16	555	34.7
Auburn	16	544	34.0
Ole Miss	16	539	33.7
LSU	16	524	32.8
Arkansas	16	511	31.9

REBOUNDING DEFENSE			
School	G	REB	Avg.
>GEORGIA	16	518	32.4
Florida	16	518	32.4
Ole Miss	16	543	33.9
Alabama	16	543	33.9
Tennessee	16	547	34.2
Kentucky	16	563	35.2
Vanderbilt	16	565	35.3
Auburn	16	582	36.4
Miss. State	16	590	36.9
Arkansas	16	591	36.9
LSU	16	600	37.5
S. Carolina	16	610	38.1

REBOUNDING MARGIN			
School	REB	OPP	Mar.
>GEORGIA	619	518	+6.3
Florida	589	518	+4.4
Tennessee	594	547	+2.9
Alabama	564	543	+1.3
Kentucky	583	563	+1.2
Ole Miss	539	543	-0.2
Vanderbilt	555	565	-0.6
Miss. State	567	590	-1.4
S. Carolina	581	610	-1.8
Auburn	544	582	-2.4
LSU	524	600	-4.8
Arkansas	511	591	-5.0

ASSISTS			
School	G	AST	Avg.
>GEORGIA	16	243	15.2
Florida	16	216	13.5
Miss. State	16	210	13.1
Tennessee	16	205	12.8
Vanderbilt	16	192	12.0
Kentucky	16	185	11.6
Ole Miss	16	175	10.9
Alabama	16	173	10.8
LSU	16	171	10.7
Auburn	16	164	10.3
Arkansas	16	163	10.2
S. Carolina	16	146	9.1

All Games

BLOCKS			
School	G	BLK	Avg.
Kentucky	38	239	6.3
S. Carolina	30	186	6.2
Arkansas	31	182	5.9
Ole Miss	34	180	5.3
Alabama	37	190	5.1
>GEORGIA	33	162	4.9
Vanderbilt	34	162	4.8
Miss. State	31	129	4.2
Tennessee	34	126	3.7
Florida	37	131	3.5
LSU	32	106	3.3
Auburn	31	100	3.2

STEALS			
School	G	STL	Avg.
Alabama	37	351	9.5
Auburn	31	242	7.8
Tennessee	34	250	7.4
Arkansas	31	225	7.3
S. Carolina	30	208	6.9
>GEORGIA	33	211	6.4
LSU	32	204	6.4
Florida	37	221	6.0
Kentucky	38	211	5.6
Ole Miss	34	180	5.3
Miss. State	31	163	5.3
Vanderbilt	34	175	5.1

ASSIST / TURNOVER RATIO			
School	Asst.	TO	Ratio
Kentucky	482	406	1.2
Florida	521	452	1.2
>GEORGIA	495	444	1.1
Vanderbilt	454	441	1.0
Tennessee	443	454	1.0
Ole Miss	415	435	1.0
Miss. State	393	413	1.0
Arkansas	373	411	0.9
Alabama	454	516	0.9
S. Carolina	327	402	0.8
Auburn	349	440	0.8
LSU	364	461	0.8

3-PT. FGs MADE / GAME			
School	G	3FGM	Avg.
Miss. State	31	246	7.9
Vanderbilt	34	263	7.7
Ole Miss	34	260	7.6
Kentucky	38	281	7.4
S. Carolina	30	207	6.9
Arkansas	31	204	6.6
Florida	37	233	6.3
LSU	32	175	5.5
Tennessee	34	175	5.1
Auburn	31	148	4.8
>GEORGIA	33	156	4.7
Alabama	37	152	4.1

SEC Games Only

BLOCKS			
School	G	BLK	Avg.
Kentucky	16	97	6.1
S. Carolina	16	96	6.0
Ole Miss	16	92	5.8
Alabama	16	81	5.1
Arkansas	16	73	4.6
Vanderbilt	16	68	4.3
>GEORGIA	16	67	4.2
Miss. State	16	65	4.1
Tennessee	16	56	3.5
Florida	16	49	3.1
Auburn	16	47	2.9
LSU	16	46	2.9

STEALS			
School	G	STL	Avg.
Alabama	16	146	9.1
Tennessee	16	126	7.9
Auburn	16	114	7.1
S. Carolina	16	104	6.5
LSU	16	97	6.1
Florida	16	93	5.8
>GEORGIA	16	93	5.8
Ole Miss	16	92	5.8
Miss. State	16	88	5.5
Arkansas	16	87	5.4
Kentucky	16	87	5.4
Vanderbilt	16	79	4.9

ASSIST / TURNOVER RATIO			
School	Asst.	TO	Ratio
Florida	216	169	1.3
>GEORGIA	243	218	1.1
Kentucky	185	171	1.1
Tennessee	205	201	1.0
Vanderbilt	192	200	1.0
Miss. State	210	221	1.0
Ole Miss	175	200	0.9
Arkansas	163	195	0.8
Alabama	173	219	0.8
S. Carolina	146	195	0.7
LSU	171	239	0.7
Auburn	164	230	0.7

3-PT. FGs MADE / GAME			
School	G	3FGM	Avg.
Miss. State	16	130	8.1
Ole Miss	16	125	7.8
Vanderbilt	16	120	7.5
Kentucky	16	110	6.9
Florida	16	104	6.5
S. Carolina	16	98	6.1
Arkansas	16	87	5.4
>GEORGIA	16	87	5.4
Tennessee	16	85	5.3
LSU	16	75	4.7
Auburn	16	67	4.2
Alabama	16	51	3.2



2010-11 SEC Statistics

SEC Individual Statistics

SCORING — ALL GAMES

Player, School	G	FG	3P	FT	PTS	AVG
John Jenkins, VU	32	190	100	144	624	19.5
Chris Warren, UM	34	193	95	168	649	19.1
Ravenn Johnson, MS	28	162	83	85	492	17.6
Brandon Knight, UK	38	217	87	136	657	17.3
Scotty Hopson, UT	32	188	53	114	543	17.0
Trey Thompkins, UG	30	194	23	82	493	16.4
Terrence Jones, UK	38	206	26	157	595	15.7
JaMychal Green, UA	34	190	1	146	527	15.5
Tobias Harris, UT	34	185	23	128	521	15.3
Tony Mitchell, UA	37	228	31	77	564	15.2

SCORING — SEC GAMES ONLY

Player, School	G	FG	3P	FT	PTS	AVG
John Jenkins, VU	16	102	49	79	332	20.8
Chris Warren, UM	16	92	48	77	309	19.3
Scotty Hopson, UT	14	96	27	51	270	19.3
Brandon Knight, UK	16	90	36	59	275	17.2
Terrence Jones, UK	16	91	10	81	273	17.1
JaMychal Green, UA	16	94	1	80	269	16.8
Tony Mitchell, UA	16	107	13	35	262	16.4
Rotnei Clarke, AR	16	76	45	59	256	16.0
Dee Bost, MS	16	78	36	52	244	15.3
Ravenn Johnson, MS	14	70	39	34	213	15.2

All Games

REBOUNDING

Player	G	REB	Avg.
Terrence Jones, UK	38	336	8.8
Josh Harrellson, UK	38	329	8.7
Chandler Parsons, UF	36	279	7.8
Trey Thompkins, UG	30	229	7.6
JaMychal Green, UA	34	256	7.5
Brian Williams, UT	32	238	7.4
Lance Goulbourne, VU	32	235	7.3
Sam Muldrow, SC	30	218	7.3
Tobias Harris, UT	34	247	7.3
Kodi Augustus, MS	31	224	7.2

FIELD GOAL PERCENTAGE
(Min. 5.0 made per game)

Player	FGs	FGA	Pct.
Josh Harrellson, UK	127	208	.611
Vernon Macklin, UF	191	322	.593
Festus Ezeli, VU	151	257	.588
Delvon Johnson, AR	111	204	.544
Tony Mitchell, UA	228	437	.522
JaMychal Green, UA	190	374	.508
Alex Tyus, UF	133	266	.500
Doron Lamb, UK	161	324	.497
Storm Warren, LS	103	208	.495
Travis Leslie, UG	177	360	.492
Terrance Henry, UM	120	245	.490

3-POINT FG PERCENTAGE

Player	3FGs	3FGA	Pct
Doron Lamb, UK	68	140	.486
Darius Miller, UK	58	131	.443
Rotnei Clarke, AR	91	208	.438
Dustin Ware, UG	57	131	.435
Riley Benock, MS	50	118	.424
John Jenkins, VU	100	245	.408
Ravenn Johnson, MS	83	206	.403
Marcus Britt, AR	31	78	.397
Erving Walker, UF	79	205	.385
Brandon Knight, UK	87	231	.377
Scotty Hopson, UT	53	141	.376

3-POINT GOALS PER GAME

Player	G	3FGM	Avg.
John Jenkins, VU	32	100	3.1
Ravenn Johnson, MS	28	83	3.0
Rotnei Clarke, AR	31	91	2.9
Chris Warren, UM	34	95	2.8
Brandon Knight, UK	38	87	2.3
Kenny Boynton, UF	37	80	2.2
Erving Walker, UF	37	79	2.1
Bruce Ellington, SC	30	61	2.0
Charvez Davis, UA	37	71	1.9
Doron Lamb, UK	38	68	1.8

SEC Games Only

REBOUNDING

Player	G	REB	Avg.
Terrence Jones, UK	16	147	9.2
Chandler Parsons, UF	15	131	8.7
Josh Harrellson, UK	16	132	8.3
Renardo Sidney, MS	16	128	8.0
Tobias Harris, UT	16	127	7.9
Sam Muldrow, SC	16	126	7.9
Trey Thompkins, UG	16	126	7.9
JaMychal Green, UA	16	124	7.8
Lance Goulbourne, VU	16	116	7.3
Brian Williams, UT	14	100	7.1

FIELD GOAL PERCENTAGE
(Min. 5.0 made per game)

Player	FGs	FGA	Pct.
Vernon Macklin, UF	88	152	.579
Brian Williams, UT	47	87	.540
Delvon Johnson, AR	54	102	.529
Festus Ezeli, VU	66	125	.528
Tony Mitchell, UA	107	206	.519
Travis Leslie, UG	88	171	.515
John Jenkins, VU	102	201	.507
Renardo Sidney, MS	82	164	.500
Storm Warren, LS	50	100	.500
Kodi Augustus, MS	57	115	.496

3-POINT FG PERCENTAGE
(Min. 2.0 made per game)

Player	3FGs	3FGA	Pct
Dustin Ware, UG	34	69	.493
Rotnei Clarke, AR	45	95	.474
Darius Miller, UK	27	61	.443
Chandler Parsons, UF	25	57	.439
John Jenkins, VU	49	115	.426
Jalen Steele, MS	14	33	.424
Doron Lamb, UK	25	59	.424
Brandon Knight, UK	36	87	.414
Riley Benock, MS	21	51	.412
Ravenn Johnson, MS	39	95	.411

3-POINT GOALS PER GAME

Player	G	3FGM	Avg.
John Jenkins, VU	16	49	3.1
Chris Warren, UM	16	48	3.0
Rotnei Clarke, AR	16	45	2.8
Ravenn Johnson, MS	14	39	2.8
Kenny Boynton, UF	16	39	2.4
Dee Bost, MS	16	36	2.3
Brandon Knight, UK	16	36	2.3
Dustin Ware, UG	16	34	2.1
Earnest Ross, AU	16	32	2.0
Bruce Ellington, SC	16	31	1.9

All Games

FREE THROW PERCENTAGE
(Min. 2.5 made per game)

Player	FTs	FTA	Pct.
Chris Warren, UM	168	181	.928
John Jenkins, VU	144	161	.894
Zach Graham, UM	108	124	.871
Rotnei Clarke, AR	92	107	.860
Kodi Augustus, MS	114	138	.826
Brad Tinsley, VU	84	102	.824
Kenny Boynton, UF	107	130	.823
Travis Leslie, UG	109	136	.801
Malik Cooke, SC	71	89	.798
Brandon Knight, UK	136	171	.795

ASSISTS

Player	G	No.	Avg.
Brad Tinsley, VU	34	155	4.6
Brandon Knight, UK	38	159	4.2
Gerald Robinson, UG	33	133	4.0
Josh Wallace, AU	31	120	3.9
Chandler Parsons, UF	36	136	3.8
Chris Warren, UM	34	128	3.8
Dustin Ware, UG	33	114	3.5
Trevor Releford, UA	37	125	3.4
Erving Walker, UF	37	125	3.4
Bruce Ellington, SC	30	97	3.2

BLOCKS

Player	G	No.	Avg.
Sam Muldrow, SC	30	103	3.4
Delvon Johnson, AR	31	91	2.9
Reginald Buckner, UM	33	95	2.9
Festus Ezeli, VU	34	87	2.6
JaMychal Green, UA	34	70	2.1
Terrence Jones, UK	38	72	1.9
Trey Thompkins, UG	30	50	1.7
Glenn Bryant, AR	31	51	1.6
Josh Harrellson, UK	38	57	1.5
Chris Hines, UA	37	55	1.5

STEALS

Player	G	No.	Avg.
Melvin Goins, UT	33	57	1.7
Josh Wallace, AU	31	53	1.7
Trevor Releford, UA	37	60	1.6
Tony Mitchell, UA	37	59	1.6
Malik Cooke, SC	30	44	1.5
Chris Hines, UA	37	54	1.5
JaMychal Green, UA	34	49	1.4
Earnest Ross, AU	31	44	1.4
Senario Hillman, UA	37	50	1.4
Storm Warren, LS	29	38	1.3

SEC Games Only

FREE THROW PERCENTAGE
(Min. 2.5 made per game)

Player	FTs	FTA	Pct.
Chris Warren, UM	77	83	.928
John Jenkins, VU	79	87	.908
Brad Tinsley, VU	43	48	.896
Malik Cooke, SC	51	58	.879
Zach Graham, UM	46	53	.868
Rotnei Clarke, AR	59	68	.868
Kenny Boynton, UF	53	62	.855
Gerald Robinson, UG	38	45	.844
Kodi Augustus, MS	58	70	.829
Doron Lamb, UK	36	44	.818

ASSISTS

Player	G	No.	Avg.
Dee Bost, MS	16	95	5.9
Brad Tinsley, VU	16	66	4.1
Brandon Knight, UK	16	65	4.1
Dustin Ware, UG	16	61	3.8
Erving Walker, UF	16	60	3.8
Chandler Parsons, UF	15	55	3.7
Josh Wallace, AU	16	57	3.6
Travis Leslie, UG	16	56	3.5
Chris Warren, UM	16	54	3.4
Gerald Robinson, UG	16	53	3.3

BLOCKS

Player	G	No.	Avg.
Sam Muldrow, SC	16	62	3.9
Reginald Buckner, UM	16	60	3.8
Festus Ezeli, VU	16	48	3.0
JaMychal Green, UA	16	39	2.4
Delvon Johnson, AR	16	35	2.2
Terrence Jones, UK	16	31	1.9
Trey Thompkins, UG	16	28	1.8
Josh Harrellson, UK	16	27	1.7
Terrance Henry, UM	16	24	1.5
Glenn Bryant, AR	16	21	1.3

STEALS

Player	G	No.	Avg.
Tony Mitchell, UA	16	30	1.9
Trevor Releford, UA	16	28	1.8
Melvin Goins, UT	16	27	1.7
Josh Wallace, AU	16	27	1.7
Dee Bost, MS	16	27	1.7
Malik Cooke, SC	16	26	1.6
Earnest Ross, AU	16	25	1.6
Chris Hines, UA	16	22	1.4
Riley Benock, MS	16	21	1.3
Ramon Galloway, SC	16	21	1.3

OUTLOOK

PLAYERS

STAFF

OPPONENTS

REVIEW

RECORDS

HISTORY

MEDIA



2010-11 Game Summaries

OUTLOOK
PLAYERS
STAFF
OPPONENTS
REVIEW
RECORDS
HISTORY
MEDIA

Georgia 72, Miss. Valley State 70
Nov. 12, 2010 - Athens, Ga.

Game Summary

Jeremy Price scored eight straight points in a 50-second span of the second half, and Georgia staved off a major upset bid by holding off an inspired Mississippi Valley State team in the final minute of play.

The Delta Devils took control of this game largely on a barrage of 3-point shots. Georgia, meanwhile, struggled with its own offense and, as its coach noted afterward, was thoroughly outplayed at both ends.

Things looked bleakest for the Bulldogs with just 3:35 left, when MVSU's **Terrence Joyner** connected on a 3-pointer that put his team ahead 66-59. It was the Delta Devils' 10th trey of the game. As it turned out, it was also their last.

Price answered by driving the baseline for a reverse layup, and he converted the foul shot that ensued. The senior then stole an errant pass from Joyner in rear court and he converted a second 3-point play in a row with 2:57 left. Price finally gave Georgia a brief lead 67-66 when he hit a short jumper on the Bulldogs' next possession.

Still, despite Georgia taking the lead for good on a **Travis Leslie** layup with :53 left, MVSU had one final possession. **Kevin Burwell's** running layup missed, however, with four seconds left.

Team / Individual Notes

MVSU outrebounded Georgia by double digits, something just one opponent did to the Bulldogs all of last season.

Miss. Valley State (0-1)

Player	FGs	3-PT.	FTs	R	PF	A	PTS	MIN
Joyner	2-7	2-4	5-5	3	5	2	11	28
Jackson	5-9	4-5	2-2	5	5	2	16	28
Smith	1-8	0-0	2-4	8	3	0	4	32
Jones	1-6	0-2	0-0	1	2	0	2	17
Holmesm J.	1-6	0-0	0-0	6	4	0	2	25
Donald	3-6	1-2	4-4	2	1	0	11	17
Lamb	3-4	1-2	0-0	1	1	0	7	8
Studivant	0-1	0-0	0-0	4	1	0	0	15
Cox	0-0	0-0	0-0	1	0	0	0	3
Burwell	4-8	1-1	3-3	5	3	1	12	19
Holmes, M.	2-3	1-1	0-0	1	0	0	5	8
TOTALS	22-58	10-17	16-18	41	25	5	70	200

Georgia (1-0)

Player	FGs	3-PT.	FTs	R	PF	A	PTS	MIN
Leslie	6-14	0-3	4-4	11	1	2	16	37
Ware	2-6	1-3	3-5	5	2	4	8	33
Nolte	2-3	1-1	1-2	2	3	1	6	30
Robinson	8-14	1-1	2-4	3	4	3	19	32
Price	7-11	0-0	6-8	5	2	1	20	30
Thornton	0-0	0-0	0-0	0	0	0	0	7
Barnes	0-3	0-0	1-2	1	1	1	1	13
Williams, V.	0-0	0-0	0-0	1	4	3	0	14
Williams, D.	0-0	0-0	2-4	0	1	1	2	4
TOTALS	25-51	3-8	19-29	31	18	16	72	200

Halftime: MVSU 37, Georgia 36 **FG Pct:** Georgia .490, MVSU .379. **3-Point FG Pct:** Georgia .375, MVSU .588. **FT Pct:** Georgia .655, MVSU .889. **Turnovers:** Georgia 15 (Leslie 5), MVSU 18 (Five with 3). **Blocks:** Georgia 9 (Leslie 4), MVSU 0. **Technical:** MVSU Bench. **Officials:** Maxwell, Heatly, Shey. **Att.** - 6,728.

Georgia 83, Colorado 74
Nov. 16, 2010 - Athens, Ga.

Game Summary

Gerald Robinson scored 21 points and **Travis Leslie** added 19 as Georgia survived another late deficit in a game whose final margin scarcely reflected its true closeness.

The Bulldogs began this game, however, at peak performance. They made their first seven shots and sprinted to an 18-4 lead in less than five minutes.

The Georgia lead reached its largest at 27-10 on a 3-pointer by reserve guard **Sherrard Brantley** with 7:50 left in the first half. They matched it with 6:28 left on a layup by Leslie, boosting the margin to 31-14.

With six Bulldogs in early foul trouble, Colorado capitalized. The Buffs closed the first half on a 19-2 run to draw even at 33. **Levi Knutsen's** trey with 52 seconds left completed the run to level the score.

Georgia kept Colorado at arm's length for much of the second half, its largest lead coming at 56-49 on two foul shots by Robinson. Still, the Buffaloes rallied to move in front four times, the last of which came on a 3-pointer by **Marcus Relphorde**, putting his team ahead 64-63 with 4:57 left.

Perhaps the game's biggest bucket came on a Robinson drive with 1:32 left, giving Georgia a 74-70 lead. From there, the Bulldogs secured victory by making seven of their last 10 foul shots.

Team / Individual Notes

Though just two players fouled out, the two teams combined for 56 fouls and 79 free throws.

Colorado (1-1)

Player	FGs	3-PT.	FTs	R	PF	A	PTS	MIN
Tomlinson	1-1	1-1	2-2	0	4	1	5	33
Relphorde	2-10	1-5	3-4	7	1	1	8	30
Burks	5-14	0-2	11-15	5	4	3	21	35
Higgins	4-11	0-2	7-8	4	5	0	15	28
Dufault	5-9	0-0	3-4	5	4	0	13	30
Sharpe	2-2	0-0	0-1	2	3	0	4	12
Roberson	0-1	0-1	1-2	7	4	3	1	16
Knutsen	2-4	1-3	0-0	3	3	0	5	12
Eckloff	1-1	0-0	0-0	0	2	0	2	4
TOTALS	22-53	3-14	27-36	35	30	8	74	200

Georgia (2-0)

Player	FGs	3-PT.	FTs	R	PF	A	PTS	MIN
Leslie	7-14	1-1	4-4	8	5	2	19	29
Ware	1-3	1-3	4-4	4	3	4	7	31
Nolte	1-4	1-3	2-4	4	2	1	5	34
Robinson	6-10	2-3	7-11	4	3	6	21	23
Price	7-9	0-0	3-3	2	4	0	17	17
Thornton	0-1	0-1	1-2	3	1	1	1	11
Barnes	2-6	0-0	5-13	8	4	0	9	21
Williams, V.	0-3	0-1	0-0	0	0	0	0	10
Williams, D.	0-0	0-0	0-0	2	2	0	0	6
Brantley	1-3	1-3	1-2	1	2	0	4	18
TOTALS	25-53	6-15	27-43	40	26	14	83	200

Halftime: Georgia 33, CU 33. **FG Pct:** Georgia .472, CU .415. **3-Point FG Pct:** Georgia .400, CU .214. **FT Pct:** Georgia .628, CU .750. **Turnovers:** Georgia 20 (Robinson 4), CU 14 (Higgins, Dufault 3). **Blocks:** Georgia 3 (Price, Thornton, D. Williams), CU 2 (Dufault, Roberson). **Technical:** Colorado Bench. **Officials:** Lindsay, Smith, Gattis. **Att.** - 6,406

Georgia 61, Saint Louis 59
Nov. 20, 2010 - St. Louis, Mo.

Game Summary

Jeremy Price's layup with one second left capped a dramatic finish and a Georgia comeback that seemed improbable at one juncture of the second half.

Bulldog head coach **Mark Fox** incurred a technical foul less than two minutes into the second half. **Rob Loe's** ensuing two foul shots gave St. Louis its largest lead of the game at 44-30.

Georgia, however, began its rally shortly thereafter. A **Gerald Robinson** 3-pointer at the 15:51 mark started a 13-0 run that covered the next five minutes and got the Bulldogs within a point at 44-43.

The Billikens kept the lead until the Bulldogs finally pulled even at 57 on a pair of Price foul shots with 1:22 left. Loe then dribbled out of bounds on St. Louis' next trip and **Travis Leslie** capitalized on a 10-foot jumper with 40 ticks left.

Jordair Jett's driving layup with :22 remaining knotted the score again at 59. Eschewing a time out, the Bulldogs instead gave the ball to Robinson, who dribbled into the lane, spun and dished to a wide-open Price for his easy game-winner.

The Billikens took early command of this game, shooting 54 percent in the first half. They needed just six minutes to post their first double-digit lead.

Team / Individual Notes

The win was Georgia's first on an opponent's home floor since March 4, 2009 (90-85 at Kentucky).

Georgia (3-0)

Player	FGs	3-PT.	FTs	R	PF	A	PTS	MIN
Nolte	0-2	0-0	0-2	3	3	0	0	32
Price	6-11	0-0	4-6	7	4	0	16	31
Leslie	7-10	0-0	5-7	6	0	2	19	30
Ware	3-7	2-3	2-2	0	0	2	10	34
Robinson	4-9	1-3	1-1	3	1	8	10	37
Thornton	1-1	0-0	0-0	0	3	0	2	8
Barnes	2-4	0-0	0-0	5	2	0	4	14
Williams, D.	0-0	0-0	0-0	1	3	0	0	5
Brantley	0-0	0-0	0-0	1	0	0	0	9
TOTALS	23-44	3-6	12-18	30	16	12	61	200

Saint Louis (1-2)

Player	FGs	3-PT.	FTs	R	PF	A	PTS	MIN
Remekun	2-4	0-0	2-4	9	1	2	6	32
Loe	6-11	5-8	2-2	3	4	0	19	20
McCall	1-4	0-1	0-0	1	0	3	2	29
Salecich	1-3	0-1	0-0	2	0	1	2	21
Cassity	5-9	3-4	0-0	2	4	1	13	33
Jett	1-3	0-0	1-5	1	3	4	3	17
Conklin	1-4	0-0	0-2	1	0	2	1	13
Evans	1-2	0-0	5-5	0	3	1	7	14
Ellis	2-4	1-3	0-0	1	2	1	5	21
TOTALS	20-44	9-17	10-16	23	18	13	59	200

Halftime: SLU 37, Georgia 27. **FG Pct:** Georgia .455, .523, SLU .455. **3-Point FG Pct:** Georgia .500, SLU .529. **FT Pct:** Georgia .667, SLU .625. **Turnovers:** Georgia 17 (Robinson 7), SLU 17 (Three with 3). **Blocks:** Georgia 5 (Nolte, Price 2), SLU 5 (Remekun 3). **Technical:** Georgia Bench. **Officials:** Carstensen, Dawkins, Hampton. **Att.** - 7,192



2010-11 Game Summaries



Notre Dame 89, Georgia 83 (2OT)
Nov. 25, 2010 - Lake Buena Vista, Fla.

Game Summary

Tim Abromaitis scored eight of his 25 points in the two extra periods as Notre Dame outlasted Georgia in the first round of the Old Spice Classic tournament.

The Fighting Irish prevailed despite trailing for nearly the first 32 minutes of regulation. Georgia controlled the first half, led by 12 at intermission, and kept its hold on the game until the final eight minutes of regulation.

The Bulldogs bolted to early command of the game. They needed just eight minutes to take their first double-digit lead, coming at 19-7 on a 3-pointer by reserve guard Sherard Brantley.

Georgia's last double-figure lead of the game occurred at 48-38 on a 3-pointer by Gerald Robinson. The Bulldogs, stymied by a 2-3 zone defense from Notre Dame, went scoreless for the next six minutes.

The Irish surged ahead 60-52 in the final minutes of regulation. Still, the Bulldogs rallied to tie at 62 on a third-chance putback by Trey Thompkins with :09 left.

In the first overtime, Georgia erased a six-point deficit to pull ahead 69-68 on a driving layup by Robinson with :41 left. Ben Hansbrough made one of two foul shots with :04 remaining to force another extra period.

A 3-pointer by Abromaitis with 1:16 left in the second overtime put the Irish ahead for good at 79-76.

Team / Individual Notes

This was Georgia's first 2OT game in almost seven years, going back to a Jan. 3, 2004 win over Georgia Tech.

Georgia (3-1)

Table with columns: Player, FGs, 3-PT, FTs, R, PF, A, PTS, MIN. Rows include Barnes, Price, Leslie, Ware, Robinson, Thornton, Williams, V, Bucklin, Williams, D, Nolte, Brantley, Thompkins, and TOTALS.

Notre Dame (5-0)

Table with columns: Player, FGs, 3-PT, FTs, R, PF, A, PTS, MIN. Rows include Nash, Abromaitis, Scott, Martin, Hansbrough, Atkins, Brooks, Cooley, and TOTALS.

Halftime: Georgia 37, ND 25. End of Regulation: 62-62. End of 1st OT: 69-69. 3-Point FG Pct: Georgia .265, ND .412. FT Pct: Georgia .500, ND .698. Turnovers: Georgia 12 (Thompkins 4), ND 16 (Hansbrough 5). Blocks: Georgia 4 (Thompkins 3), ND 1 (Nash). Technicals: None. Officials: Higgins, Ellard, Hartzell. Att. - 2,973.

Temple 65, Georgia 58
Nov. 26, 2010 - Lake Buena Vista, Fla.

Game Summary

Scottie Randall scored 18 points as No. 20 Temple took command in the second half and held off Georgia late to defeat the Bulldogs in the second round of the Old Spice Classic basketball tournament.

Temple shot 52 percent from the field in breaking open a tight game in the second half. The Owls led 37-33 when Randall connected from 3-point range with 15:43 left. Both teams went scoreless for the next two minutes before Temple's Khalif Wyatt hit a jumper that pushed the margin to 42-33 with 13:10 left.

The Owls' lead reached double figures once at 46-35 before Georgia rallied back into contention. The Bulldogs cut their deficit to four at 48-44 on a pair of foul shots by Chris Barnes with 8:07 left. Temple, however, responded and built its lead back to seven when Wyatt hit a jumper with 5:35 remaining, boosting the Owls back in front 54-47.

Georgia mounted one final rally when Gerald Robinson's driving layup with 1:13 left got the Bulldogs within 59-55. The Owls answered with perhaps the game's biggest bucket, a turnaround jumper by Rahlir Jefferson with 41 seconds left. Georgia was unable to score again until a Dustin Ware 3-pointer with just 20 seconds left.

Team / Individual Notes

The Bulldogs faced primarily zone defenses for the second straight game...Thompkins made his first start of the season.

Georgia (3-2)

Table with columns: Player, FGs, 3-PT, FTs, R, PF, A, PTS, MIN. Rows include Thompkins, Price, Leslie, Ware, Robinson, Thornton, Barnes, Williams, V, Bucklin, Williams, D, Nolte, Brantley, and TOTALS.

Temple (3-1)

Table with columns: Player, FGs, 3-PT, FTs, R, PF, A, PTS, MIN. Rows include Allen, Randall, Eric, Fernandez, Moore, Wyatt, Dileo, Jefferson, and TOTALS.

Halftime: Temple 31, Georgia 29. FG Pct: Georgia .389, Temple .490. 3-Point FG Pct: Georgia .222, Temple .357. FT Pct: Georgia .700, Temple .500. Turnovers: Georgia 13 (Leslie, Robinson 3), Temple 13 (Fernandez 5). Blocks: Georgia 2 (Thompkins, Leslie), Temple 3 (Allen, Eric, Fernandez). Technicals: None. Officials: Lusk, Pyatt, Crawford. Att. - 2,932.

Georgia 61, Manhattan 58
Nov. 28, 2010 - Lake Buena Vista, Fla.

Game Summary

Trey Thompkins made three key plays in the final 68 seconds to help Georgia stave off a pesky Manhattan team.

Georgia led the Jaspers 37-30 at halftime and increased its margin early into the final period. Jeremy Price's dunk with 18:54 left gave the Bulldogs their largest lead at 40-32.

Over the ensuing two minutes, however, Manhattan crept back into contention by scoring six unanswered points. The Jaspers pulled even at 46 on a 3-point play by Andrew Gabriel with 11:16 left. They surged ahead of the Bulldogs, taking their biggest lead at 51-46 on a trey by George Beamon at the 9:43 mark.

Though they regained the lead, the Bulldogs held just a 56-55 margin as the final minute approached. Dustin Ware rifled a bounce pass through Manhattan's zone defense and found Thompkins for a layup with 1:08 left, pushing Georgia in front by three.

Thompkins rebounded a missed 3-pointer on Manhattan's next trip, prompting a series of fouls by the Jaspers, who had just three team fouls until then. After Travis Leslie's free throw gave Georgia a 3-point margin with 10 seconds left, Manhattan had one final possession, which ended when Thompkins blocked a 3-point attempt by Kidani Brutus.

Team / Individual Notes

Leslie got his second double-double of the season.

Georgia (4-2)

Table with columns: Player, FGs, 3-PT, FTs, R, PF, A, PTS, MIN. Rows include Thompkins, Price, Leslie, Ware, Robinson, Thornton, Barnes, Williams, V, D. Williams, Nolte, Brantley, and TOTALS.

Manhattan (2-4)

Table with columns: Player, FGs, 3-PT, FTs, R, PF, A, PTS, MIN. Rows include Gabriel, Brown, Laue, Alvarado, Brutus, Matina, Walsh, Beamon, and TOTALS.

Halftime: Georgia 37, Manhattan 30. FG Pct: Georgia .391, Manhattan .362. 3-Point FG Pct: Georgia .083, Manhattan .364. FT Pct: Georgia .545, Manhattan .800. Turnovers: Georgia 17 (Thompkins 5), Manhattan 16 (Beamon 5). Blocks: Georgia 10 (Barnes 3), Manhattan 5 (Beamon, Brown 2). Technicals: None. Officials: Petty, Kersey, Kitts. Att. - 3,428.

OUTLOOK PLAYERS STAFF OPPONENTS REVIEW RECORDS HISTORY MEDIA



2010-11 Game Summaries



Georgia 66, UAB 64
Dec. 3, 2010 - Athens, Ga.

Game Summary

Gerald Robinson scored four points in the final 14 seconds -- after an injury appeared to have ended his night minutes before -- to rescue his team from danger yet again in this hotly contested game.

UAB had just taken its last lead of the game at 59-58 on a baseline jumper by **Jamarr Sanders** with 2:16 left. Sanders scored 11 second-half points to keep the Blazers within striking distance before their key push.

After his last basket, the Bulldogs called time out, during which Robinson left the game with cramps in his right leg. Still, Georgia regained the lead on a short jumper by **Trey Thompkins** with 1:55 left.

After a critical turnover by UAB's **Aaron Johnson, Jeremy Price** sank both ends of a 1-and-1 to push the Bulldogs in front 62-59 at the 1:06 mark.

UAB followed a 30-second time out -- during which Robinson returned to the court -- with a driving layup from **Cameron Moore**. Georgia got little from its next possession and, with the shot clock dwindling, Robinson drove the lane and scored on a reverse layup with 14 seconds left.

Sanders, who had made three 3-pointers in the second half, missed a long try on UAB's next trip with just six ticks left. Robinson rebounded, was fouled and made both ends of his bonus free throw chance.

Team / Individual Notes

This game was the second of a 2-year, home-and-home series with the Blazers...

UAB (6-2)

Player	FGs	3-PT.	FTs	R	PF	A	PTS	MIN
Johnson	4-9	0-2	6-6	3	4	3	14	36
Sanders	6-14	4-9	0-0	2	2	0	16	35
Williams	0-1	0-1	0-0	0	1	1	0	8
Moore	9-16	2-4	0-0	5	0	1	20	38
Soko	5-15	0-0	1-5	6	3	0	11	36
Fields	1-2	1-1	0-0	3	0	1	3	21
Purifoy	0-0	0-0	0-0	0	0	0	0	6
Taylor	0-0	0-0	0-0	4	1	0	0	20
TOTALS	25-57	7-17	7-11	27	11	6	64	200

Georgia (5-2)

Player	FGs	3-PT.	FTs	R	PF	A	PTS	MIN
Leslie	2-9	0-2	0-0	7	2	1	4	31
Ware	1-3	0-1	0-0	2	0	3	2	32
Robinson	5-10	1-4	2-2	2	3	5	13	32
Thompkins	10-13	0-0	0-0	9	1	2	20	31
Price	6-11	0-0	2-2	4	3	1	14	26
Thornton	1-3	0-1	0-0	2	0	0	2	10
Barnes	1-3	0-0	1-1	4	0	1	3	16
Williams, V.	0-1	0-0	0-0	0	0	0	0	2
Nolte	0-1	0-0	0-0	0	1	0	0	6
Brantley	2-2	2-2	2-4	2	0	1	8	14
TOTALS	28-56	3-10	7-9	37	9	15	66	200

Halftime: Georgia 43, UAB 32. **FG Pct:** Georgia .500, UAB .439. **3-Point FG Pct:** Georgia .300, UAB .412. **FT Pct:** Georgia .778, UAB .636. **Turnovers:** Georgia 13 (Robinson 4), UAB 11 (Johnson 6). **Blocks:** Georgia 5 (Thompkins 3), UAB 4 (Soko 2). **Technical:** None. **Officials:** Stuart, Maxwell, Cassell. **Att. - 7,253**

Georgia 73, Georgia Tech 72
Dec. 7, 2010 - Atlanta, Ga.

Game Summary

Dustin Ware and **Trey Thompkins** scored 21 points each as Georgia defeated in-state rival Georgia Tech in the two teams' annual basketball meeting.

Georgia, struggling against Tech's zone defense, trailed by as many as 10 points in the first half. The second half, however, was a different story.

The Bulldogs finally pulled even at 43 on a pair of foul shots by Thompkins with 13:30 left in the game. They took their first lead at 48-47 on a 3-pointer by reserve guard **Sharrad Brantley** at the 11:36 mark.

Georgia Tech's **Brian Oliver** answered with his own 3-pointer, but Brantley connected again on Georgia's next possession, giving the Bulldogs a lead they kept until the late stages of the game.

Tech surged ahead 70-65 on a dunk by **Daniel Miller** with 2:14 left. Georgia evened the score in two possessions, first on a 3-point play by Thompkins and, after a Tech miss, **Travis Leslie** found **Gerald Robinson** streaking for a layup with 1:21 left.

The Jackets missed on their next possession, and Georgia got the decisive bucket when Ware beat the shot clock buzzer on a long 3-pointer with 18 seconds left.

Team / Individual Notes

Ware's seven treys were a career best for the junior guard....The win was Georgia's second straight in the series and the first on the Yellow Jackets' home floor in 10 years.

Georgia (6-2)

Player	FGs	3-PT.	FTs	R	PF	A	PTS	MIN
Thompkins	8-17	1-2	4-5	6	1	0	21	33
Price	1-4	0-0	0-0	4	0	1	2	25
Leslie	1-4	0-0	2-2	6	4	3	4	19
Ware	7-9	7-9	0-0	1	1	6	21	37
Robinson	5-12	1-4	0-2	2	3	6	11	34
Thornton	0-2	0-0	0-2	2	0	2	0	6
Barnes	1-2	0-0	1-2	3	2	1	3	17
Williams, D.	0-1	0-0	0-2	2	0	1	0	4
Nolte	1-1	0-0	0-0	2	4	2	2	5
Brantley	3-9	3-7	0-0	0	1	1	9	20
TOTALS	27-61	12-22	7-15	30	16	23	73	200

Georgia Tech (4-4)

Player	FGs	3-PT.	FTs	R	PF	A	PTS	MIN
Oliver	3-15	2-8	2-2	6	4	5	10	39
Miller	3-5	0-0	1-3	9	1	1	7	28
Udofia	2-4	1-2	0-0	2	2	0	5	21
Shumpert	6-14	2-5	4-4	2	1	18	30	31
Rice	6-11	2-4	0-0	11	2	2	14	35
Miller, M.	3-7	0-0	3-3	3	0	4	9	21
Morris	3-3	1-1	0-0	2	2	0	7	15
Holsey	0-1	0-0	0-0	0	1	0	0	3
Hicks	1-1	0-0	0-0	2	1	0	2	8
TOTALS	27-61	8-20	10-12	43	15	13	72	200

Halftime: Ga. Tech 35, Georgia 29. **FG Pct:** Georgia .443, Ga. Tech .443. **3-Point FG Pct:** Georgia .545, Ga. Tech .400. **FT Pct:** Georgia .467, Ga. Tech .833. **Turnovers:** Georgia 7 (Thompkins 3), Ga. Tech 14 (Oliver, Shumpert 4). **Blocks:** Georgia 3 (Price, Barnes, Nolte), Ga. Tech 7 (Oliver, Miller, Rice 2). **Technical:** None. **Officials:** Luckie, Ayers, Cahill. **Att. - 6,725**

Georgia 68, Arkansas State 59
Dec. 18, 2010 - Athens, Ga.

Game Summary

Trey Thompkins scored 15 points and **Travis Leslie** added 14 as Georgia opened a big second-half lead but had to hold off Arkansas State late to post a its seventh victory of the season.

The Bulldogs, playing their first game in 11 days, sputtered at first before opening a 9-point lead by halftime. They blew the game open with a 10-1 spurt to begin the second half. Thompkins contributed four points during the run, which ended on a **Gerald Robinson** layup with 16:59 left that pushed Georgia head 46-28.

Georgia kept its large lead until the final minutes, when Arkansas State used some hot outside shooting to trim its deficit. A 3-pointer by **Donald Boone** got the Red Wolves within 10 at 63-53 with 3:44 left. **Brandon Peterson's** layup on their next possession pulled ASU within nine at 64-55. Boone's long trey at the 1:34 mark got Arkansas State its closest margin at 66-59.

The Red Wolves had one possession to draw closer but couldn't capitalize on a **Jeremy Price** turnover. Boone missed his final 3-point attempt and Price stripped **Malcolm Kirkland** of the rebound. **Dustin Ware** was fouled and sealed the victory by making two free throws with 25 seconds left.

Team / Individual Notes

Thompkins scored his 1,000th collegiate point midway through the second half.

Arkansas State (3-7)

Player	FGs	3-PT.	FTs	R	PF	A	PTS	MIN
Finn	1-5	0-2	1-2	3	0	2	3	26
Allison	4-5	1-2	3-4	1	1	0	12	29
Adams	2-8	0-0	5-10	6	3	0	9	29
Peterson	2-8	0-0	1-2	2	1	0	5	26
Boone	5-15	4-13	0-0	2	2	3	14	36
Thomas	0-0	0-0	0-0	3	1	0	0	9
Sterrenberg	2-5	0-0	0-0	0	3	3	4	18
Townsel	3-3	2-2	0-1	1	1	0	8	11
Kirkland	2-4	0-0	0-0	3	3	0	4	16
TOTALS	21-53	7-21	10-19	30	15	8	59	200

Georgia (7-2)

Player	FGs	3-PT.	FTs	R	PF	A	PTS	MIN
Leslie	5-9	0-1	4-6	8	0	3	14	23
Ware	3-4	1-2	2-2	2	2	7	9	26
Robinson	3-9	0-5	0-0	2	1	4	6	28
Thompkins	6-11	0-1	3-4	7	1	1	15	32
Price	3-7	0-0	0-2	4	4	1	6	13
Thornton	0-1	0-0	0-0	1	1	0	0	16
Barnes	5-6	0-0	2-3	3	2	3	12	24
Williams, V.	0-1	0-0	0-0	0	0	0	0	10
Williams, D.	0-1	0-0	0-0	1	1	0	0	7
Nolte	0-0	0-0	0-0	0	1	0	0	5
Brantley	2-4	2-3	0-0	1	1	1	6	16
TOTALS	27-53	3-12	11-17	35	14	20	68	200

Halftime: Georgia 36, Ark. State 27. **FG Pct:** Georgia .509, Ark. State .396. **3-Point FG Pct:** Georgia .250, Ark. State .333. **FT Pct:** Georgia .647, Ark. State .526. **Turnovers:** Georgia 12 (Robinson 3), Ark. State 14 (Three with 3). **Blocks:** Georgia 7 (Thompkins 2), Ark. State 3 (Three with 1). **Technical:** None. **Officials:** Lindsay, Shey, Gattis. **Att. - 6,157**

OUTLOOK
PLAYERS
STAFF
OPPONENTS
REVIEW
RECORDS
HISTORY
MEDIA





2010-11 Game Summaries

OUTLOOK
PLAYERS
STAFF
OPPONENTS
REVIEW
RECORDS
HISTORY
MEDIA

Georgia 85, High Point 38
Dec. 21, 2010 - Athens, Ga.

Game Summary

Gerald Robinson scored 21 points to lead a parade of scorers in Georgia's first blowout win of the season, an 85-38 decision over High Point.

The Bulldogs won their fifth straight by dominating the second half of play. They shot 64 percent in the final period, stretching a 10-point halftime by outscoring the Panthers 51-14.

Robinson paced Georgia's first-half attack with 10 points as the Dogs took command in the final 10 minutes. They got their first double-digit lead at the 10:49 mark on a mid-range jumper by Robinson, pushing the margin to 20-9. Their largest advantage of the first half came twice at 13 points, the final time on a pair of **Donte' Williams** free throws that got Georgia a 34-21 margin.

Georgia blew the game open by scoring the first seven points of the second half.

Trey Thompkins, who finished with 15 points, tallied the first five and **Dustin Ware** followed with a jumper at the 18:20 mark, pushing Georgia ahead 41-24.

Team / Individual Notes

Georgia's 5-game win streak is its longest in four years.

High Point (5-5)

Player	FGs	3-PT.	FTs	R	PF	A	PTS	MIN
Barbour	1-9	1-5	0-0	0	4	0	3	24
Cox	0-4	0-1	0-0	1	2	0	0	20
Shine	5-14	2-4	3-4	7	2	1	15	28
Law	1-6	0-0	5-8	8	0	0	7	22
Bridges	2-5	0-0	0-0	6	1	1	4	21
Martin	0-1	0-0	0-0	0	0	0	0	4
Cheek	0-4	0-3	0-0	0	2	0	0	9
Stroman	0-0	0-0	0-0	0	0	0	0	1
Hall	0-0	0-0	0-0	0	0	0	0	1
Campbell	0-1	0-0	0-0	0	1	0	0	8
Solomon	0-0	0-0	0-0	0	2	1	0	7
Burgess	0-1	0-0	0-0	0	0	0	0	2
Simms	3-8	2-4	0-0	2	0	1	8	19
Massocda	0-1	0-0	0-0	7	3	0	0	13
Maxwell	0-1	0-0	1-2	2	1	0	1	9
Elliott	0-3	0-0	0-0	2	5	0	0	12
TOTALS	12-58	5-17	9-14	42	23	4	38	200

Georgia (8-2)

Player	FGs	3-PT.	FTs	R	PF	A	PTS	MIN
Leslie	2-8	0-1	1-1	6	0	5	5	23
Ware	4-6	2-4	0-0	1	1	3	10	25
Robinson	9-10	1-2	2-5	1	0	2	21	19
Thompkins	5-9	1-2	4-5	5	2	1	15	19
Price	2-4	0-0	1-1	3	2	0	5	10
Thornton	1-3	0-0	2-5	3	1	0	4	18
Barnes	0-2	0-0	0-0	1	1	0	0	17
V. Williams	1-3	0-0	2-6	1	2	3	4	12
Bucklin	0-0	0-0	1-2	2	0	2	1	6
D. Williams	1-1	0-0	2-2	8	1	1	4	18
Nolte	4-4	2-2	1-2	4	4	0	11	16
Brantley	2-8	1-7	0-0	1	1	0	5	17
TOTALS	31-58	7-18	16-29	42	16	15	38	200

Halftime: Georgia 34, HPU 24. **FG Pct:** Georgia .534, HPU .207. **3-Point FG Pct:** Georgia .534, HPU .294. **FT Pct:** Georgia .552, HPU .643. **Turnovers:** Georgia 6 (Ware, Thompkins 2), HPU 19 (Barbour 4). **Blocks:** Georgia 6 (Price, Barnes 3), HPU 0. **Technical:** None. **Officials:** Hartzell, Whitehead, Thibodeaux. **Att.** - 5,568

Georgia 56, Mercer 53
Dec. 23, 2010 - Macon, Ga.

Game Summary

Trey Thompkins and **Travis Leslie** scored 20 points apiece as Georgia overcame a double-digit deficit in the final eight minutes to edge Mercer in a spirited matchup.

After sprinting to a big early lead, the Bulldogs struggled with foul trouble as Mercer gained its footing in the game.

The outlook seemed bleak for Georgia with 8:32 left in the game, when Mercer's **Jeff Smith** canned two foul shots to put the Bears ahead by their largest margin at 48-37.

Six straight points by Thompkins, however -- a 3-pointer first and an old-fashioned 3-point play a minute later -- got Georgia within five at 48-43. His two free throws with 5:38 left pulled the Bulldogs within 48-47.

Jeremy Price followed a Thompkins steal by giving Georgia the lead on a layup with 4:53 left.

Thereafter, the lead changed hands twice more before Price put the Bulldogs ahead for good at 54-53 on a foul shot with 52 seconds left. On the ensuing possession, Mercer's **Brian Mills**, who led all scorers with 21 points, traveled as the shot clock dwindled with 21 seconds remaining.

The Bears had one final possession after Georgia committed its own turnover on the inbounds play. Mills, however, fumbled away a possible layin with just two ticks left.

Team / Individual Notes

This game was Georgia's first visit to Macon in 16 years.

Georgia (9-2)

Player	FGs	3-PT.	FTs	R	PF	A	PTS	MIN
Leslie	6-9	0-0	8-8	8	2	0	20	32
Ware	0-1	0-1	0-2	4	3	4	0	30
Robinson	0-2	0-0	0-0	0	3	4	0	23
Thompkins	7-18	2-4	4-6	10	3	1	20	29
Price	4-6	0-0	3-4	6	3	0	11	21
Thornton	0-1	0-0	0-1	0	1	0	0	7
Barnes	2-4	0-0	0-0	3	2	0	4	29
Williams, V.	0-1	0-0	0-0	0	0	0	0	2
Williams, D.	0-0	0-0	1-4	0	0	0	1	1
Nolte	0-1	0-1	0-0	0	0	0	0	6
Brantley	0-2	0-2	0-1	1	3	1	0	20
TOTALS	19-45	2-8	16-26	35	20	10	56	200

Mercer (3-8)

Player	FGs	3-PT.	FTs	R	PF	A	PTS	MIN
Hall	1-7	1-6	0-0	1	2	2	3	34
Smith	2-8	0-2	3-4	3	4	4	7	34
Gollon	2-4	1-2	0-0	6	3	1	5	20
Hall	2-5	1-4	0-0	2	3	0	5	34
Mills	8-14	1-3	4-4	12	4	3	21	30
Canevari	0-0	0-0	0-0	0	0	0	0	1
Thomas	0-1	0-1	2-2	3	0	1	2	12
Moore	4-10	0-1	2-3	1	2	0	10	26
Cecil	0-2	0-1	0-0	1	0	0	0	2
Smith	0-1	0-1	0-0	0	1	0	0	5
Brown	0-0	0-0	0-0	0	1	0	0	3
TOTALS	19-52	4-21	11-13	31	19	12	53	200

Halftime: MU 31, Georgia 24. **FG Pct:** Georgia .422, MU .365. **3-Point FG Pct:** Georgia .250, MU .190. **FT Pct:** Georgia .615, MU .846. **Turnovers:** Georgia 18 (Thompkins 6), MU 17 (Mills 6). **Blocks:** Georgia 6 (Barnes 2), MU 3 (Moore 2). **Technical:** None. **Officials:** Evans, Hampton, Jones. **Att.** - 3,724

Georgia 70, Charleston Southern 55
Dec. 28, 2010 - Athens, Ga.

Game Summary

Travis Leslie led three double-figure scorers with 15 points as Georgia returned from a short Christmas break by posting a relatively easy victory over Charleston Southern.

The Bulldogs played well and with great efficiency through the game's first 30 minutes. Just five minutes into the second half, their lead reached its largest at 33 points.

Georgia had little trouble building its lead. The margin reached double figures for the first time at 16-6 on a **Trey Thompkins** layup with 13:06 left in the first half. A 3-pointer by **Gerald Robinson** -- the Dogs' only trey of the night -- got them their first 20-point advantage at 39-18 with 2:14 left.

Dustin Ware's foul shot at the 16:10 mark of the second half put Georgia ahead by 30 for the first time at 52-22. **Jeremy Price** hit a jumper that gave the Bulldogs their biggest lead of the game at 55-22 with 15:12 left.

Not long afterward, with most Georgia starters resting, CSU finally gained solid footing. Eight straight points by reserve guard **Matt Kennedy** ignited a late rally by the Bucs that reduced the margin to a respectable number. **Jamarco Warren** assumed the hot hand from Kennedy, and his 3-pointer at the buzzer got his team within 15 points, a surprise given Georgia's dominance of the first 30 minutes.

Team / Individual Notes

Georgia won its seventh straight game for the first time since the 2006-07 season.

Charleston Southern (6-7)

Player	FGs	3-PT.	FTs	R	PF	A	PTS	MIN
Martin	2-7	0-0	2-2	9	1	1	6	32
Strickland	0-7	0-5	1-2	2	1	0	1	17
Warren	9-20	3-12	3-4	2	1	3	24	38
Sexton	1-9	1-4	0-0	0	0	1	3	31
Mitchell	2-7	0-0	0-0	2	3	1	4	23
Pierce	0-0	0-0	0-0	0	0	0	0	2
Kennedy	2-4	1-2	3-3	3	1	0	8	16
Grier	0-1	0-1	0-0	1	0	0	0	4
Brooks	3-6	0-0	0-0	4	4	0	6	22
Nwogbo	0-3	0-0	3-4	4	2	0	3	15
TOTALS	19-64	5-24	12-15	34	13	6	55	200

Georgia (10-2)

Player	FGs	3-PT.	FTs	R	PF	A	PTS	MIN
Leslie	7-10	0-0	1-1	7	0	3	15	24
Ware	1-4	0-2	3-4	2	3	1	5	14
Robinson	3-6	1-2	2-2	3	1	3	9	26
Thompkins	6-9	0-1	1-2	4	0	2	13	21
Price	4-6	0-0	2-3	6	1	0	10	19
Thornton	2-5	0-2	1-2	3	0	1	5	16
Barnes	1-4	0-0	0-0	4	1	0	2	12
Williams, V.	1-5	0-2	0-0	1	3	2	2	17
Bucklin	0-0	0-0	0-0	0	0	0	0	2
Williams, D.	2-5	0-0	1-2	2	2	1	5	17
Nolte	1-2	0-0	0-0	6	2	1	2	12
Brantley	1-3	0-1	0-0	1	0	2	2	20
TOTALS	29-59	1-10	11-16	45	13	16	70	200

Halftime: Georgia 41, CSU 20. **FG Pct:** Georgia .492, CSU .297. **3-Point FG Pct:** Georgia .100, CSU .208. **FT Pct:** Georgia .688, CSU .800. **Turnovers:** Georgia 19 (Robinson 4), CSU 16 (Warren 5). **Blocks:** Georgia 9 (Barnes, D. Williams 3), CSU 3 (Brooks 2). **Technical:** None. **Officials:** Petty, Eades, Jones. **Att.** - 6,406



2010-11 Game Summaries

OUTLOOK
PLAYERS
STAFF
OPPONENTS
REVIEW
RECORDS
HISTORY
MEDIA

Georgia 64, Eastern Kentucky 57
Dec. 31, 2010 - Athens, Ga.

Game Summary

Trey Thompkins scored a season-high 26 points, including 10 over the final seven minutes, to help Georgia dispatch a pesky Eastern team that seemed intent on spoiling the day's proceedings.

The Colonels rode the hot shooting of reserve big man **Jeff Johnson** to stay close in the first half. Johnson tallied 15 first-half points, nine from behind the arc, to draw his team from a 7-point deficit within a single point by intermission.

Eastern pulled ahead in the early stages of the second half, scoring two consecutive 3-point plays, first by **Willie Cruz** and later by **Spencer Perrin**. The latter play pushed the Colonels ahead 39-36 with 16:56 left.

Perrin's bucket at the 12:38 mark got EKU its last lead of the game at 43-42. After the teams traded empty trips, **Travis Leslie** put Georgia ahead for good on a 3-pointer with 11:24 left.

Still, the game was not decided until Georgia scored on four straight possessions in the final minutes. Thompkins' basket on the fourth possession pushed the Bulldogs in front by 59-50 with 2:43 left, their largest margin of the day.

Team / Individual Notes

Georgia pushed its current win streak to eight games, the program's longest since 2002-03...Thompkins' 26 points marked the second-highest total of his collegiate career.

Eastern Kentucky (5-8)

Player	FGs	3-PT.	FTs	R	PF	A	PTS	MIN
Jones	3-8	0-5	0-0	4	2	1	6	34
Daniel	0-6	0-1	2-2	0	2	0	2	31
Stommes	2-2	1-1	0-0	0	0	0	5	7
Perrin	5-10	1-3	1-1	9	3	1	12	26
Filipek	0-3	0-2	0-0	1	0	2	0	13
Cruz	2-5	0-0	3-3	4	2	1	7	12
McDonald	1-3	0-1	0-0	2	2	2	2	30
Jones	1-2	0-0	0-0	3	2	0	2	10
Allgood	1-5	1-5	0-0	0	1	0	1	12
Johnson	7-11	4-7	0-0	2	2	0	18	25
TOTALS	22-55	7-25	6-6	28	15	8	57	200

Georgia (11-2)

Player	FGs	3-PT.	FTs	R	PF	A	PTS	MIN
Leslie	6-11	1-2	1-1	5	0	3	14	32
Ware	0-2	0-2	2-2	3	1	2	2	35
Robinson	4-9	0-2	1-3	3	1	5	9	34
Thompkins	11-16	1-2	3-5	7	2	1	26	36
Price	2-3	0-0	0-0	2	3	1	4	19
Thornton	0-2	0-1	2-2	4	0	0	2	7
Barnes	1-2	0-0	3-4	6	1	0	5	22
Williams, V.	0-2	0-1	0-0	0	1	0	0	6
Williams, D.	1-1	0-0	0-0	1	0	0	2	2
Nolte	0-1	0-0	0-0	0	0	0	0	1
Brantley	0-1	0-1	0-0	0	0	1	0	6
TOTALS	25-50	2-11	12-17	33	8	14	64	200

Halftime: Georgia 34, EKU 33. **FG Pct:** Georgia .500, EKU .400. **3-Point FG Pct:** Georgia .182, EKU .280. **FT Pct:** Georgia .706, EKU 1.000. **Turnovers:** Georgia 9 (Leslie, Robinson 3), EKU 10 (Jones, Perrin 2). **Blocks:** Georgia 4 (Four with 1), EKU 1 (Perrin). **Technical:** None. **Officials:** Valentine, Shows, Daily. **Att.** - 5,645

Georgia 77, #10 Kentucky 70
Jan. 8, 2011 - Athens, Ga.

Game Summary

Georgia took control early in this SEC opener for both teams, withstood a second-half rally by Kentucky, and dispatched the Wildcats with a command performance from **Trey Thompkins**, as well as some red-hot free-throw shooting.

The Bulldogs entered this game ranking 11th of 12 SEC teams in free-throw percentage at 62 percent. Against UK, however, not only did they rarely miss, but they locked down this important victory with free tosses.

Thompkins and **Gerald Robinson** fueled Georgia's quick start, the latter giving the Bulldogs a 7-0 lead on a foul shot with 17:39 to go in the first half. Once Kentucky had pulled even, Thompkins began to exert his influence. He pushed the Georgia lead into double digits at 39-28 on a pair of foul shots with 63 seconds left before halftime.

Kentucky achieved its only lead of the game at 56-55 on a 3-point play from **Terrence Jones** with 10:05 left. After the teams traded empty trips, **Dustin Ware** restored the lead for Georgia with perhaps the game's biggest basket, a step-back 3-pointer at the 8:37 mark.

From there, the Bulldogs gradually pulled away. A Thompkins half-hook with 2:40 left — their last field goal of the game — got his team a 66-59 lead. Georgia then secured victory by making 11 of its final 12 free-throw attempts.

Team / Individual Notes

The win was Georgia's first over a Top 10 opponent since a victory over Tennessee last season...

Kentucky (12-3, 0-1)

Player	FGs	3-PT.	FTs	R	PF	A	PTS	MIN
Miller	2-11	1-3	2-2	4	5	3	7	32
Jones	9-18	2-5	4-4	10	4	0	24	23
Knight	5-11	0-3	0-1	5	1	3	10	40
Liggins	2-9	1-3	2-4	1	5	0	7	31
Harrellson	2-4	0-0	0-2	11	2	2	4	30
Hood	0-0	0-0	0-0	1	0	0	0	4
Lamb	7-18	2-6	2-3	2	5	1	18	36
Vargas	0-0	0-0	0-0	0	2	0	0	4
TOTALS	27-71	6-20	10-16	37	24	9	70	200

Georgia (12-2, 1-0)

Player	FGs	3-PT.	FTs	R	PF	A	PTS	MIN
Leslie	5-10	0-0	5-6	8	0	4	15	33
Ware	3-7	2-4	2-2	4	2	2	10	34
Robinson	4-10	0-2	9-10	2	2	2	17	37
Thompkins	7-15	0-2	11-12	7	3	1	25	35
Price	1-4	0-0	0-0	10	2	2	2	26
Thornton	1-2	1-1	0-0	1	2	0	3	14
Barnes	1-1	0-0	3-4	5	2	1	5	15
Williams, D.	0-0	0-0	0-0	0	1	0	0	4
Brantley	0-0	0-0	0-0	0	0	0	0	2
TOTALS	22-49	3-9	30-34	41	14	12	77	200

Halftime: Georgia 41, Kentucky 30. **FG Pct:** Georgia .449, Kentucky .380. **3-Point FG Pct:** Georgia .333, Kentucky .300. **FT Pct:** Georgia .882, Kentucky .625. **Turnovers:** Georgia 13 (Thompkins 5), Kentucky 8 (Three with 2). **Blocks:** Georgia 4 (Thompkins 2), Kentucky 3 (Three with 1). **Technical:** None. **Officials:** Lindsay, Petty, Moore. **Att.** - 10,523

Vanderbilt 73, #24 Georgia 66
Jan. 12, 2011 - Nashville, Tenn.

Game Summary

Vanderbilt got a stellar game from **Festus Ezeli** in the low post, clutch outside shooting from **John Jenkins** and a parade of free-throw shooters in the second half to give Georgia its first loss in almost seven weeks.

The Commodores got a **Lance Goulbourne** layup on their first possession and were never headed. Georgia, behind the hot shooting of **Gerald Robinson**, was able to keep the torrid pace until midway through the first half.

A high-flying dunk by **Jeffrey Taylor** with 9:38 left put Vandy ahead 26-20 and ignited its late rally. From there the Commodore lead reached double figures five minutes later, the largest margin coming at 33-22 on a **Brad Tinsley** 3-pointer at the 6:09 mark.

Despite trailing by double figures for much of the second period, Georgia rallied within striking distance twice. Robinson's two foul shots with 10:34 left pulled the Bulldogs within a single possession at 56-53. Vandy quickly answered with seven unanswered points, the last three on a Jenkins trey at the 9:09 mark.

Just once thereafter, on a **Travis Leslie** jumper a minute later, did Georgia get within six points.

Team / Individual Notes

The loss was Georgia's first since it dropped its second-round Old Spice Classic game the day after Thanksgiving...Vandy scored more second-half points by foul shooting (17) than it did from the field (16)...**Trey Thompkins** had a season-high 13 boards.

Georgia (12-3, 1-1)

Player	FGs	3-PT.	FTs	R	PF	A	PTS	MIN
Thompkins	5-14	1-5	2-4	13	4	1	13	35
Price	1-6	0-0	0-0	0	5	0	2	12
Leslie	8-16	0-1	5-6	13	2	5	21	29
Ware	1-9	1-7	0-0	0	2	4	3	31
Robinson	7-15	3-5	3-3	5	3	2	20	34
Thornton	0-1	0-0	0-0	2	0	0	0	18
Barnes	0-2	0-0	0-0	3	4	0	0	11
Williams, D.	1-3	0-0	0-0	1	1	2	2	5
Nolte	1-2	0-0	1-2	3	2	0	3	11
Brantley	1-4	0-3	0-0	0	0	0	2	14
TOTALS	25-72	5-21	11-15	44	23	14	66	200

Vanderbilt (12-3, 1-1)

Player	FGs	3-PT.	FTs	R	PF	A	PTS	MIN
Goulbourne	2-5	0-1	4-6	10	0	1	8	33
Taylor	5-12	1-4	4-7	5	3	3	15	29
Ezeli	6-10	0-0	6-10	10	3	0	18	26
Tinsley	3-6	1-3	2-2	5	0	1	9	36
Jenkins	4-10	3-6	7-8	3	4	2	18	33
Fuller	0-1	0-0	2-2	0	1	1	2	12
Tchiengang	0-4	0-1	0-0	1	2	0	0	14
Odom	1-2	1-2	0-0	0	3	0	3	17
TOTALS	21-50	6-17	25-35	36	16	8	73	200

Halftime: Vanderbilt 40, Georgia 32. **FG Pct:** Georgia .347, Vanderbilt .420. **3-Point FG Pct:** Georgia .236, Vanderbilt .353. **FT Pct:** Georgia .733, Vanderbilt .714. **Turnovers:** Georgia 14 (Leslie 4), Vanderbilt 15 (Goulbourne 4). **Blocks:** Georgia 4 (Thompkins 2), Vanderbilt 3 (Three with 1). **Technical:** UGA Bench. **Officials:** Shows, Cahill, Adams. **Att.** - 14,316



2010-11 Game Summaries

OUTLOOK PLAYERS STAFF OPPONENTS REVIEW RECORDS HISTORY MEDIA



#24 Georgia 98, Ole Miss 76 Jan. 15, 2011 - Oxford, Miss.

Game Summary

Five Georgia starters hit for double figures, led by 22 points from Gerald Robinson, as the Bulldogs righted their ship in a most convincing manner over Ole Miss.

Georgia sprinted to a 7-0 lead against the Rebels, and it took less than six minutes for the margin to reach double figures at 18-8 on a Trey Thompkins jumper with 14:18 left in the half.

Ole Miss gained its footing and matched Georgia's scoring until the final stages of the half. Dustin Ware converted three foul shots with 2:35 left to get the Bulldogs a 48-33 lead. Robinson followed an empty trip by Ole Miss with a 3-point play at the 1:47 mark. The lead reached its largest of the half at 53-33 on a putback by freshman Marcus Thornton.

The Bulldogs hardly abated their onslaught in the second period. Ole Miss opened the scoring with a 3-pointer from Terrance Henry, pulling the Rebels within 53-40. Georgia answered with a Robinson layup and the margin never got below 15 thereafter.

Scoring by reserve guard Sherrard Brantley - first a 3-pointer with 2:15 left and then two foul shots 30 seconds later - got Georgia its largest lead of the game at 27 points.

Team / Individual Notes

Georgia's 98 points marked its highest output in an SEC game since 1995...It was also the first time since 2003 that all five UGA starters reached double figures.

Georgia (13-3, 2-1)

Table with columns: Player, FGs, 3-PT, FTs, R, PF, A, PTS, MIN. Rows include Thompkins, Price, Leslie, Ware, Robinson, Thornton, Williams, V., Bucklin, Williams, D., Nolte, Brantley, and TOTALS.

Ole Miss (12-6, 0-3)

Table with columns: Player, FGs, 3-PT, FTs, R, PF, A, PTS, MIN. Rows include Buckner, Short, Warren, Gaskins, Graham, Henry, Bogan, Nelson, Williams, N., Williams, D., Cox, and TOTALS.

Halftime: Georgia 53, Ole Miss 37. FG Pct: Georgia .635, Ole Miss .481. 3-Point FG Pct: Georgia .500, Ole Miss .294 FT Pct: Georgia .963, Ole Miss .679. Turnovers: Georgia 7 (Price, Robinson 2), Ole Miss 8 (Buckner, Nelson 2). Blocks: Georgia 7 (Thompkins 3), Ole Miss 4 (Buckner 3). Technicals: Thompkins. Officials: Eades, Cassell, Groover. Att. - 7,085

Tennessee 59, Georgia 57 Jan. 18, 2011 - Athens, Ga.

Game Summary

Brian Williams' putback basket at the buzzer capped a pitched battle between these two teams that spanned the entire 40 minutes.

Indeed, both teams had opportunities to take firm grasp of this game, but neither succeeded. For Georgia, its chance came early, when the Bulldogs thrice took 7-point leads in the first half. The final time came at 28-21 on a 3-pointer by reserve guard Sherrard Brantley with 4:43 left before halftime.

For Tennessee -- which actually had its largest lead of five points in the first half -- the chance came late. The Vols led for much of the final period and took a 57-54 lead on a Williams layup with 1:31 left.

With the shot clock dwindling, Dustin Ware tied the game on a 3-pointer just inside the 1-minute mark. Tennessee's Scotty Hopson missed a trey on the ensuing trip, but UT ran down a tipped-out rebound near midcourt, thereby securing the game's final possession.

Tobias Harris missed a 3-pointer in the waning seconds, but Williams managed to snare the rebound, despite being outpositioned by the Bulldogs' Chris Barnes. His short fadeaway shot clearly beat the final buzzer and was verified by a replay.

Team / Individual Notes

Tennessee was the first opponent in nine games to rebound the Bulldogs...Ware led Georgia in rebounding for the first time of his career.

Tennessee (12-6, 2-2)

Table with columns: Player, FGs, 3-PT, FTs, R, PF, A, PTS, MIN. Rows include Goins, Harris, Tatum, Fields, Hopson, McRae, Golden, McBee, Hall, Pearl, Bone, Williams, and TOTALS.

Georgia (13-4, 2-2)

Table with columns: Player, FGs, 3-PT, FTs, R, PF, A, PTS, MIN. Rows include Leslie, Ware, Robinson, Thompkins, Price, Thornton, Barnes, Williams, D., Brantley, and TOTALS.

Halftime: Tennessee 35, Georgia 33. FG Pct: Georgia .426, Tennessee .429. 3-Point FG Pct: Georgia .462, Tennessee .316. FT Pct: Georgia .846, Tennessee .714. Turnovers: Georgia 11 (Robinson 4), Tennessee 12 (Three with 2). Blocks: Georgia 6 (Thompkins 2), Tennessee 7 (Harris 5). Technicals: UT Team. Officials: Valentine, Jordan, Caldwell. Att. - 10,523

Georgia 86, Mississippi State 64 Jan. 22, 2011 - Athens, Ga.

Game Summary

Georgia put the unwanted memory of its loss to Tennessee farther in the rear-view mirror with a dominating performance -- both offensively and on the boards -- against Mississippi State

The host Bulldogs had little trouble shredding State's 2-3 zone defense early in this contest. They connected on five of their first six 3-point shots, including a pair from Trey Thompkins. His second long shot gave Georgia a 21-7 lead with 13:45 left in the first half.

Dustin Ware's first trey of the game got the Bulldogs their largest lead of the half at 38-19 with 4:25 left. State's Dee Bost led a brief rally that pulled the visitors within 13 by halftime.

The two teams traded baskets for the first six minutes of the second period. Georgia, however, decided the outcome with an 8-0 run. Highlights among this run were a sequence that featured a Thompkins layup, assisted by Gerald Robinson, who then scored a fast-break layup, assisted by Thompkins, on their next trip. The latter bucket gave Georgia a 59-38 advantage with 12:49 left.

Team / Individual Notes

Chris Barnes replaced Jeremy Price in the starting lineup for the first time this season... State had just two offensive rebounds for the entire game...Georgia enjoyed its third consecutive sellout of the SEC season.

Mississippi State (10-8, 2-2)

Table with columns: Player, FGs, 3-PT, FTs, R, PF, A, PTS, MIN. Rows include Sidney, Johnson, Bost, Benock, Augustus, Steele, Bryant, Lewis, Riek, and TOTALS.

Georgia (14-4, 3-2)

Table with columns: Player, FGs, 3-PT, FTs, R, PF, A, PTS, MIN. Rows include Leslie, Ware, Barnes, Robinson, Thompkins, Thornton, Williams, V., Bucklin, Williams, D., Nolte, Brantley, Price, and TOTALS.

Halftime: Georgia 42, Miss. State 29. FG Pct: Georgia .492, Miss. State .415. 3-Point FG Pct: Georgia .579, Miss. State .292. FT Pct: Georgia .524, Miss. State .684. Turnovers: Georgia 14 (Thompkins 4), Miss. State 11 (Sidney 5). Blocks: Georgia 2 (Leslie, Barnes), Miss. State 1 (Sidney). Technicals: None. Officials: Lindsay, Smith, Cassell. Att. - 10,523



2010-11 Game Summaries

OUTLOOK
PLAYERS
STAFF
OPPONENTS
REVIEW
RECORDS
HISTORY
MEDIA

#24 Florida 104, Georgia 91 (2OT) Jan. 25, 2011 - Athens, Ga.

Game Summary

Erving Walker and **Kenny Boynton** scored 24 points each and Florida broke open a tight thriller by controlling the second overtime as the Gators defeated Georgia in a key early SEC matchup.

Walker forced a second extra period when he sank a long 3-pointer with one second left in the first overtime. From there, the Gators scored the first nine points of the second overtime, led by five straight from **Chandler Parsons**. His drive and left-handed layup with 2:24 left put Florida ahead 94-85.

Florida's victory overshadowed a miraculous comeback by Georgia in the waning moments of regulation time. The Bulldogs trailed 72-64 inside the 3-minute mark but capitalized on key missed free throws by Florida late in the game.

Gerald Robinson's 3-pointer with 22 seconds left pulled Georgia within 72-71 and, after one of two foul shots by Walker, the Bulldogs tied the score at 73 on a putback by **Trey Thompkins** at the buzzer.

The Bulldogs inched ahead in the final seconds of a first overtime that featured eight lead changes. Free throws by **Jeremy Price** with :06 left put Georgia ahead 85-82. Walker then took the inbound pass, drove unimpeded across midcourt and swished a tying 3-pointer an estimated 30 feet in length.

Team / Individual Notes

Dustin Ware fouled out for the first time in his 82 career games.

Florida (16-4, 5-1)

Player	FGs	3-PT.	FTs	R	PF	A	PTS	MIN
Boynton	5-13	2-6	12-12	2	2	2	24	45
Walker	7-17	2-8	8-12	4	3	5	24	44
Tyus	3-12	0-0	0-0	5	1	0	6	31
Parsons	6-12	3-5	3-6	12	2	1	18	41
Macklin	10-15	0-0	3-6	9	4	1	23	36
Young	1-3	0-0	0-0	6	2	1	2	30
Wilbekin	0-0	0-0	0-0	0	2	0	0	13
Prather	0-0	0-0	0-0	0	1	0	0	6
Murphy	3-4	1-1	0-0	3	2	0	7	4
TOTALS	35-76	8-20	26-36	47	19	10	104	200

Georgia (14-5, 3-3)

Player	FGs	3-PT.	FTs	R	PF	A	PTS	MIN
Leslie	9-14	1-2	2-4	8	3	3	21	47
Ware	3-6	2-4	2-2	4	5	3	10	36
Robinson	3-8	1-3	0-0	4	5	3	7	32
Thompkins	7-19	1-4	5-8	13	2	0	20	47
Price	6-14	0-0	4-5	7	4	2	16	32
Thornton	0-0	0-0	0-0	1	0	2	0	4
Barnes	3-6	0-0	1-2	4	1	0	7	21
Williams, V.	2-2	1-1	0-1	0	2	0	5	9
Nolte	0-0	0-0	0-0	0	0	0	0	0+
Brantley	1-5	1-3	2-2	3	2	1	5	22
TOTALS	34-75	7-17	16-24	47	24	14	91	200

Halftime: Georgia 41, Florida 39. **End of Regulation:** 73-all. **End of 1st OT:** 85-all. **FG Pct:** Georgia .453, Florida .461. **3-Point FG Pct:** Georgia .412, Florida .400. **FT Pct:** Georgia .667, Florida .722. **Turnovers:** Georgia 20 (Robinson, Leslie 6), Florida 13 (Macklin 4). **Blocks:** Georgia 5 (Thompkins 3), Florida 3 (Young 2). **Technical:** None. **Officials:** Sirmons, Cahill, Nance. **Att. -** 10,523.

#14 Kentucky 66, Georgia 60 Jan. 29, 2011 - Lexington, Ky.

Game Summary

Doron Lamb scored 19 points and keyed an impressive first-half showing that allowed Kentucky the capital it needed to withstand a late rally by Georgia.

The Wildcats evened the regular-season series between these two with a sizzling first half. They also succeeded in slowing down Georgia's top two scorers, **Trey Thompkins** and **Travis Leslie**. The Bulldogs' duo entered the game averaging nearly 33 points between them, but against Kentucky they made just two of 17 shots combined and finished with 14 total points.

Kentucky wasted little time seizing control of this contest. The 14th-ranked Wildcats needed just five minutes to get their lead into double digits, the first time coming at 14-4 on a 3-pointer by **Brandon Knight**. After a short rally by Georgia, Lamb's trey at the 9:39 mark pushed the Kentucky lead back to 24-12. A late push by **Darius Miller**, who scored consecutive baskets, got Kentucky their largest lead of the game at 39-22 just before halftime.

With Thompkins and Leslie struggling, the Bulldogs turned to their backcourt to get back into contention. A streaking layup by **Gerald Robinson** with 3:18 left finally got the deficit into single digits at 59-50. After a miss by Lamb, Georgia climbed within 59-53 on a high, arching trey by **Dustin Ware**.

Georgia then had two more possessions to get closer, but Thompkins missed jumpers both times, the final time with just over a minute left.

Team / Individual Notes

The Bulldogs shot a season-low 36.8 percent from the field.

Georgia (14-6, 3-4)

Player	FGs	3-PT.	FTs	R	PF	A	PTS	MIN
Thompkins	2-10	0-5	5-7	11	2	2	9	29
Price	4-9	0-0	1-4	7	4	0	9	24
Leslie	0-7	0-2	5-6	3	3	5	5	31
Ware	7-11	4-7	0-0	2	4	2	18	31
Robinson	6-13	0-2	0-0	4	2	4	12	37
Thornton	1-1	0-0	1-2	4	2	0	3	11
Barnes	1-4	0-0	0-0	5	2	0	2	20
Williams, D.	0-0	0-0	2-2	2	1	0	2	8
Brantley	0-2	0-2	0-0	0	0	0	0	9
TOTALS	21-57	4-18	14-21	51	20	13	60	200

Kentucky (16-4, 4-2)

Player	FGs	3-PT.	FTs	R	PF	A	PTS	MIN
Jones	3-6	0-1	1-2	7	3	1	7	26
Harrellson	1-2	0-0	2-3	8	4	0	4	30
Miller	4-10	1-3	5-7	7	2	0	14	32
Knight	4-12	2-7	1-3	5	2	4	11	40
Liggins	3-10	0-0	5-8	2	2	1	11	36
Lamb	7-11	3-6	2-2	2	1	2	19	31
Vargas	0-0	0-0	0-0	0	0	0	0	5
TOTALS	22-51	6-17	16-20	32	14	8	66	200

Halftime: Kentucky 39, Georgia 24. **FG Pct:** Georgia .368, UK .431. **3-Point FG Pct:** Georgia .222, UK .353. **FT Pct:** Georgia .667, UK .640. **Turnovers:** Georgia 13 (Leslie 4), UK 9 (Miller 4). **Blocks:** Georgia 1 (Thornton), UK 5 (Harrellson 2). **Technical:** None. **Officials:** Shows, Eades, Thibodeaux. **Att. -** 25,352

Georgia 60, Arkansas 59 Feb. 2, 2011 - Fayetteville, Ark.

Game Summary

Trey Thompkins scored a game-winning free throw with 1.4 seconds left to lift Georgia to a victory that seemed improbable, given all of its travel-related problems before the game.

With snow and ice creating havoc with their travel plans, the Bulldogs had arrived in town just hours before tipoff. They had spent much of the previous day waiting in buses and planes throughout the Southeast.

Such travel difficulty perhaps explained the Bulldogs' lethargic first half. It took nearly five minutes for them to score and almost 13 minutes to reach double digits.

Nonetheless, Georgia managed to cobble together some offense in the waning minutes of the first half. A mid-range jumper by **Jeremy Price** just before halftime got the Bulldogs within a single possession at 25-22.

Calling Thompkins' number quickly, Georgia sprinted into the lead by scoring the first three buckets of the final period. The Bulldog lead reached as much as 37-30 before Arkansas rallied back into contention. Once the Hogs tied the score at 41-all on a **Marshawn Powell** layup, the margin remained within two possessions thereafter.

After the final tie at 59, the Bulldogs fed Thompkins, who rebounded his own desperate miss and was fouled on a putback attempt with 1.7 seconds left.

Team / Individual Notes

This was Georgia's fifth true road win of the season.

Georgia (15-6, 4-4)

Player	FGs	3-PT.	FTs	R	PF	A	PTS	MIN
Thompkins	5-8	1-1	1-2	5	4	0	12	19
Price	4-12	0-0	3-4	7	3	1	11	29
Leslie	3-9	1-2	0-0	5	0	2	7	32
Ware	3-5	1-2	2-2	6	1	5	9	35
Robinson	7-13	0-0	0-1	2	3	1	14	26
Thornton	0-2	0-0	0-0	3	1	0	0	8
Barnes	1-2	0-0	0-0	2	3	1	2	13
Williams, V.	0-1	0-0	0-0	1	0	1	0	6
Williams, D.	0-2	0-0	0-0	0	1	0	0	10
Nolte	0-3	0-0	0-0	6	1	0	0	9
Brantley	2-6	1-3	0-0	1	1	2	5	13
TOTALS	25-63	4-8	6-9	43	18	13	60	200

Arkansas (14-7, 4-4)

Player	FGs	3-PT.	FTs	R	PF	A	PTS	MIN
Johnson	4-5	0-0	1-6	9	1	0	9	33
Powell	5-12	1-2	5-8	3	2	1	16	28
Britt	0-3	0-1	0-0	0	1	0	0	17
Clarke	3-8	2-4	0-0	2	1	1	8	37
Peterson	4-10	0-1	0-0	2	2	4	8	27
Wade	2-4	1-2	4-4	0	2	0	9	21
Bryant	2-3	0-1	0-0	3	1	0	4	11
Nobles	2-5	0-1	1-2	4	2	2	5	18
Sanchez	0-1	0-0	0-0	1	3	0	0	8
TOTALS	22-51	4-12	11-20	28	15	8	59	200

Halftime: Arkansas 25, Georgia 22. **FG Pct:** Georgia .397, Arkansas .431. **3-Point FG Pct:** Georgia .500, Arkansas .333. **FT Pct:** Georgia .667, Arkansas .550. **Turnovers:** Georgia 12 (Thompkins, Robinson 4), Arkansas 8 (Clarke, Nobles 2). **Blocks:** Georgia 7 (Thompkins 2), Arkansas 12 (Johnson 7). **Technical:** None. **Officials:** Lindsay, Petty, Maxwell. **Att. -** 13,560



2010-11 Game Summaries

Georgia 81, Auburn 72 (OT)
Feb. 5, 2011 - Athens, Ga.

Game Summary

Jeremy Price turned in a career-best effort and it couldn't have come at a more opportune time, when Georgia struggled throughout against a determined Auburn squad.

The Bulldogs had their share of chances to put Auburn away, both early and late. They surged in front 29-20 on a Price dunk with 6:26 left before halftime and matched it two minutes later at 33-24 on free throws by **Trey Thompkins**.

Auburn, however, fought back on consecutive 3-pointers from **Earnest Ross** and **Josh Langford**, followed by a layup from **Chris Denson**, the latter pulling the Tigers within 33-32 with 2:08 left in the opening half.

Georgia never trailed in the second half, building its lead as large as eight points, yet never seemed able to secure the victory. In the final seconds, Ross intercepted an inbound pass by Thompkins and converted a layup that knotted the score at 67.

The Bulldogs controlled the extra period primarily with defense. They took the lead for keeps when Thompkins rebounded an Auburn miss and found **Dustin Ware** streaking for a layup and a 73-72 margin. Georgia then held Auburn scoreless on its final six possessions of the overtime.

Team / Individual Notes

Price matched his career highs in scoring and blocks, and he set new highs in rebounding and minutes...This marked the first time in three years that Georgia won SEC games consecutively.

Auburn (8-15, 1-8)

Player	FGs	3-PT.	FTs	R	PF	A	PTS	MIN
Payne	2-5	1-1	0-0	1	2	0	5	21
Wallace	1-8	0-0	0-1	2	3	5	2	40
Gabriel	4-14	2-7	1-2	4	4	0	11	33
Ross	12-18	5-7	1-3	7	2	1	30	39
Forbes	2-8	0-0	0-0	6	4	0	4	25
Langford	2-5	1-2	0-0	2	1	1	5	13
Denson	4-6	0-1	2-6	0	3	1	10	29
Armstrong	2-5	0-0	1-2	6	3	0	5	20
Neysmith	0-0	0-0	0-0	0	1	1	0	5
TOTALS	29-69	9-18	5-14	30	23	9	72	200

Georgia (16-6, 5-4)

Player	FGs	3-PT.	FTs	R	PF	A	PTS	MIN
Leslie	7-12	3-3	3-4	8	2	3	20	36
Ware	2-4	0-2	3-4	6	1	5	7	41
Robinson	2-6	1-3	2-4	0	4	4	7	31
Thompkins	5-14	0-4	6-9	6	1	5	16	36
Price	6-9	0-0	10-13	14	0	0	22	38
Thornton	1-1	0-0	0-1	3	0	0	2	9
Barnes	0-0	0-0	0-0	2	3	1	0	13
Williams, V.	0-0	0-0	0-0	0	1	0	0	2
Williams, D.	0-0	0-0	1-2	0	2	0	1	2
Brantley	2-5	2-5	0-0	1	1	4	6	17
TOTALS	25-51	6-17	25-37	48	15	22	81	200

Halftime: Georgia 38, Auburn 34. **End of Regulation:** 67-all. **FG Pct:** Georgia .490, Auburn .420. **3-Point FG Pct:** Georgia .353, Auburn .500. **FT Pct:** Georgia .676, Auburn .357. **Turnovers:** Georgia 17 (Robinson 4), Auburn 9 (Ross 4). **Blocks:** Georgia 8 (Price 4), Auburn 1 (Forbes). **Technical:** None. **Officials:** Maxwell, Whitehead, Barker. **Att. -** 10,177

Xavier 65, Georgia 57
Feb. 8, 2011 - Athens, Ga.

Game Summary

Tu Holloway scored all 18 of his points in the second half, helping Xavier seize control of this tight game in the final minutes, and the Musketeers posted a key non-conference road victory.

Holloway entered this game with a team-best 21 points-per-game average. Through the first 26 1/2 minutes, however, he hadn't yet scratched.

That all changed when he connected from 3-point range with 13:27 left, giving his team a 38-37 lead. Though **Jeremy Price** answered with a putback 22 seconds later, Holloway put Xavier ahead for good on the next trip with a driving layup.

Not until the final five minutes did the Musketeers begin to separate from their hosts. **Dante Jackson's** 3-pointer with 5:09 left put them ahead 50-46. Holloway then followed a **Dustin Ware** miss by driving and forcing a foul from Price. His two free throws got Xavier a 52-46 lead at the 4:12 mark.

Georgia managed to stay close by making free throws on its next two possessions. The game swung, however, when Holloway drove to the basket yet again and was fouled by **Trey Thompkins** with 2:42 left. His two foul shots boosted the Xavier lead back to 56-50 and with Thompkins disqualified, the Bulldogs misfired on two key possessions.

Xavier secured the victory by making seven of eight foul shots in the final minute of play.

Team / Individual Notes

Two Georgia players fouled out of the same game for the second time this season...Holloway made 10 of his 11 free throws in the final four minutes.

Xavier (17-6)

Player	FGs	3-PT.	FTs	R	PF	A	PTS	MIN
Lyons	5-12	1-6	3-5	2	0	2	14	34
McLean	3-10	0-0	6-9	10	3	1	12	36
Jackson	3-5	3-4	0-0	4	3	1	9	38
Frease	5-11	0-0	0-2	5	2	1	10	32
Holloway	3-13	1-4	11-11	5	0	5	18	40
Taylor	1-2	0-0	0-0	3	2	0	2	12
Robinson	0-1	0-0	0-0	0	1	0	0	8
TOTALS	20-54	5-14	20-27	35	11	10	65	200

Georgia (16-7)

Player	FGs	3-PT.	FTs	R	PF	A	PTS	MIN
Leslie	4-11	0-3	2-2	7	2	5	10	35
Ware	2-6	2-4	4-4	5	0	3	10	36
Robinson	4-10	0-3	2-2	2	3	2	10	38
Thompkins	6-12	0-3	2-2	9	5	3	14	31
Price	2-8	0-0	2-4	5	5	0	6	27
Thornton	0-0	0-0	0-0	0	2	1	0	5
Barnes	3-7	0-0	1-1	5	2	1	7	22
Brantley	0-0	0-0	0-0	1	0	1	0	6
TOTALS	21-54	2-13	13-15	36	19	16	57	200

Halftime: Georgia 27, Xavier 26. **FG Pct:** Georgia .389, Xavier .370. **3-Point FG Pct:** Georgia .154, Xavier .357. **FT Pct:** Georgia .867, Xavier .741. **Turnovers:** Georgia 11 (Robinson 4), Xavier 8 (McLean 3). **Blocks:** Georgia 7 (Thompkins 4), Xavier 1 (Frease). **Technical:** None. **Officials:** Kitts, Woodson, Corbett. **Att. -** 7,627

Georgia 60, South Carolina 56
Feb. 12, 2011 - Columbia, S.C.

Game Summary

Trey Thompkins had game-high points and rebounds, but his biggest play was a late block that helped Georgia post its 17th victory and thwart a second-half collapse.

The Bulldogs had spent the first half capitalizing on Carolina's wayward shooting. Indeed, the Gamecocks made just four field goals in the opening half. As a result, Georgia seemed comfortably ahead by a footbal-sounding 28-9 margin at intermission.

Even with Carolina surging as the second period opened, Georgia was able to maintain its hold on the game. A jumper by **Damontre Harris** with 16:57 left pulled the Gamecocks with 31-19. Georgia responded with a 16-5 run over the next six minutes, capped by a Thompkins 3-pointer that boosted the Bulldog lead to its largest at 47-24.

It took the next six minutes, but Carolina got its deficit into single digits at 54-45 on a 3-point play by **RJ Slawson** with 5:12 left. The margin shrank to 57-53 on a layup by **Malik Cooke** at the 2:13 mark.

The Gamecocks had the final possession, trailing 59-56, when Thompkins saved Georgia by deflecting a **Bruce Ellington** 3-point shot and **Gerald Robinson** snagged the loose ball.

Team / Individual Notes

The win assured Georgia of a winning road record for the first time since 2002...It was also Georgia's third straight SEC win for the first time in four years.

Georgia (17-7, 6-4)

Player	FGs	3-PT.	FTs	R	PF	A	PTS	MIN
Thompkins	7-15	1-3	1-2	9	2	2	16	32
Price	2-4	0-0	4-4	6	4	1	8	25
Leslie	5-8	1-1	2-4	6	4	4	13	28
Ware	1-3	1-3	0-0	4	2	4	3	35
Robinson	2-7	1-2	1-2	2	3	3	6	29
Thornton	3-5	0-0	1-2	6	0	1	7	12
Barnes	2-4	0-0	0-1	0	0	0	4	14
Williams, D.	0-1	0-0	0-0	1	1	0	0	6
Nolte	0-0	0-0	0-0	0	1	1	0	3
Brantley	1-3	1-3	0-0	1	1	0	3	16
TOTALS	23-50	5-12	9-15	39	18	16	60	200

South Carolina (13-10, 4-6)

Player	FGs	3-PT.	FTs	R	PF	A	PTS	MIN
Harris	1-1	0-0	0-0	5	0	1	2	15
Jackson	2-4	0-0	0-0	1	3	0	4	20
Muldrow	4-14	2-4	3-5	6	5	0	13	28
Richardson	2-7	2-5	0-0	2	1	0	6	14
Ellington	1-12	0-6	0-0	2	1	3	2	31
Smith	0-2	0-1	0-0	1	0	1	0	15
Galloway	0-4	0-3	4-5	1	1	3	4	25
Cooke	5-11	0-3	5-7	5	2	1	15	28
Jefferson	1-1	0-0	0-0	3	0	0	2	9
Slawson	2-3	0-1	4-4	2	3	0	8	15
TOTALS	18-59	4-23	16-21	32	16	9	56	200

Halftime: Georgia 28, USC 9. **FG Pct:** Georgia .460, USC .305. **3-Point FG Pct:** Georgia .417, USC .174. **FT Pct:** Georgia .600, USC .762. **Turnovers:** Georgia 17 (Brantley 4), USC 9 (Muldrow, Smith 2). **Blocks:** Georgia 6 (Thompkins, Barnes 2), USC 6 (Muldrow 4). **Technical:** None. **Officials:** Maxwell, Nance, Groover. **Att. -** 11,835

OUTLOOK
PLAYERS
STAFF
OPPONENTS
REVIEW
RECORDS
HISTORY
MEDIA



2010-11 Game Summaries

OUTLOOK
PLAYERS
STAFF
OPPONENTS
REVIEW
RECORDS
HISTORY
MEDIA

#18 Vanderbilt 64, Georgia 56 Feb. 16, 2011 - Athens, Ga.

Game Summary

John Jenkins scored all of his 21 points in the second half as No. 18 Vanderbilt rallied from a 14-point deficit to defeat Georgia in a key SEC Eastern Division matchup.

The Commodores took over sole possession of second place in the East by winning this contest. For the first 30 minutes, however, Georgia appeared the better team.

After taking a 27-21 lead at halftime, the Bulldogs built their margin into double digits early in the final period. **Gerald Robinson's** driving layup with 15:28 left put Georgia ahead 37-26. Reserve guard **Sherrard Brantley** then followed a Vanderbilt miss by draining a 3-pointer from the left wing, boosting the Georgia lead to its largest at 40-26.

The two teams then traded empty trips before Jenkins, who had yet to scratch, hit a 3-pointer with 13:16 left. Still, with 3-pointers from Robinson and **Travis Leslie** on consecutive possessions, Georgia kept its lead at 53-40 at the 9:47 mark.

Leslie's trey, however, became the final field goal for Georgia on the night.

The Commodores pulled within a single point at 53-52 by sinking four straight 3-pointers, the first three by Jenkins and the fourth by guard **Brad Tinsley** at the 4:47 mark. Jenkins put Vandy in the lead for good 57-55 on a jumper with 2:51 left.

Team / Individual Notes

Conference leaders in rebounding margin, Georgia was outdone on the boards by its largest margin of the season (-17), including 24-9 in the second half.

Vanderbilt (19-6, 7-4)

Player	FGs	3-PT.	FTs	R	PF	A	PTS	MIN
Tinsley	3-9	1-3	0-0	4	1	4	7	30
Ezeli	3-10	0-0	4-7	12	0	0	10	32
Jenkins	6-14	5-10	4-5	0	0	3	21	35
Taylor	2-18	1-4	2-2	13	3	0	7	34
Odom	4-6	3-5	0-0	5	2	1	11	27
Goulbourne	1-1	0-0	0-0	4	1	0	2	10
Fuller	0-4	0-1	0-0	4	0	3	0	16
Tchiengang	2-3	2-2	0-0	5	1	1	6	16
TOTALS	21-65	12-25	10-14	49	8	12	64	200

Georgia (17-8, 6-5)

Player	FGs	3-PT.	FTs	R	PF	A	PTS	MIN
Leslie	2-9	1-1	4-4	11	1	3	9	35
Ware	4-7	4-6	0-0	1	1	5	12	37
Robinson	6-16	2-8	1-1	2	2	1	15	35
Thompkins	2-10	1-3	3-4	8	1	0	8	33
Price	3-7	0-0	1-1	1	4	0	7	18
Thornton	0-0	0-0	0-0	1	1	2	0	9
Barnes	1-2	0-0	0-0	4	2	3	2	21
Williams, D.	0-0	0-0	0-0	1	0	1	0	4
Brantley	1-2	1-1	0-0	1	1	0	3	8
TOTALS	19-53	9-18	9-10	32	13	15	56	200

Halftime: Georgia 27, Vanderbilt 21. **FG Pct:** Georgia .358, VU .323. **3-Point FG Pct:** Georgia .474, Vanderbilt .480. **FT Pct:** Georgia .900, Vanderbilt .714. **Turnovers:** Georgia 9 (Price 3), Vanderbilt 10 (Ezeli 4). **Blocks:** Georgia 5 (Thompkins 3), Vanderbilt 7 (Ezeli 7). **Technical:** UGA Bench. **Officials:** Greene, Jordan, Ayers. **Att. -** 8,942

Georgia 69, Tennessee 63 Feb. 19, 2011 - Knoxville, Tenn.

Game Summary

Jeremy Price scored 20 points and **Travis Leslie** added 15 as Georgia took control early, relented briefly in the second half, and hung on to post a key road victory.

Leslie and Ware keyed an early surge for the Bulldogs, who took their first double-digit lead at 17-7 on a Leslie foul shot with 11:58 left in the opening half. The Georgia lead reached its largest at 30-16 on a dunk by reserve forward **Chris Barnes** at the 3:15 mark.

Tennessee junior **Scotty Hopson**, who scored a career-high 32 points on the day, jump-started a Tennessee comeback in the second half. He scored nine of his team's first 11 points in the period as the Volunteers trimmed their deficit into single digits in the first five minutes.

A steal and layup by **Melvin Goins** with 11:39 left put Tennessee ahead for the first time of the half at 45-43. The two teams traded leads twice more before two free throws by Price at the 7:32 mark got Georgia the lead for good at 49-48.

Georgia began to pull away in the final minutes before Hopson keyed another late run by the Volunteers. His dunk with 42 seconds left trimmed the margin to 63-61 before Ware secured the Bulldogs' victory by sinking a pair of free throws.

Team / Individual Notes

Georgia won in Knoxville for the first time in 10 years.

Georgia (18-8, 7-5)

Player	FGs	3-PT.	FTs	R	PF	A	PTS	MIN
Thompkins	4-14	1-3	2-2	9	1	2	11	36
Price	8-9	0-0	4-4	6	3	0	20	29
Leslie	6-9	0-0	3-5	5	3	3	15	35
Ware	2-5	2-5	6-9	4	1	5	12	36
Robinson	2-7	0-1	2-4	6	4	5	6	33
Thornton	0-1	0-0	0-0	0	1	0	0	5
Barnes	1-1	0-0	0-0	3	2	0	2	14
Williams, D.	0-0	0-0	0-0	0	0	0	0	2
Brantley	1-1	1-1	0-0	2	0	1	3	10
TOTALS	24-47	4-10	17-24	37	15	16	69	200

Tennessee (16-11, 6-6)

Player	FGs	3-PT.	FTs	R	PF	A	PTS	MIN
Harris	7-17	1-2	3-5	8	2	1	18	32
Fields	0-1	0-0	0-0	2	1	0	0	5
Goins	1-7	0-2	0-0	5	3	3	2	33
Tatum	1-5	1-4	0-0	3	3	2	3	29
Hopson	12-19	2-7	6-10	2	2	0	32	36
McBee	0-1	0-1	0-0	1	0	0	0	8
Hall	1-2	0-0	0-0	1	1	0	2	5
Pearl	1-2	0-0	0-0	0	2	0	2	8
Bone	1-3	0-1	0-0	1	1	0	2	15
Williams	1-3	0-0	0-0	4	4	5	2	29
TOTALS	25-60	4-17	9-15	28	19	11	63	200

Halftime: Georgia 33, Tennessee 25. **FG Pct:** Georgia .511, Tennessee .417. **3-Point FG Pct:** Georgia .400, Tennessee .235. **FT Pct:** Georgia .708, Tennessee .600. **Turnovers:** Georgia 15 (Robinson 4), Tennessee 9 (Hopson 3). **Blocks:** Georgia 2 (Thompkins 2), Tennessee 4 (Fields 2). **Technical:** Price, Goins. **Officials:** Greene, Benedict, Cassell. **Att. -** 20,462

#13 Florida 71, Georgia 62 Feb. 24, 2011 - Gainesville, Fla.

Game Summary

Half of **Kenny Boynton's** team-high 18 points came on three straight second-half 3-pointers, giving Florida the margin it needed for victory.

The Bulldogs opened measurable distance between the two teams in the waning minutes of the first half. Five straight points from reserve **Sherrard Brantley**, the latter a trey at the 10-minute mark got Georgia a 21-12 lead.

The margin reached 10 points for the first time with 5:20 left on a **Dustin Ware** 3-pointer. An old-fashioned 3-point play by **Travis Leslie** with 3:23 left before halftime got the Bulldogs their largest lead of the night at 31-20.

It took less than three minutes for Florida to erase its 7-point halftime deficit. **Chandler Parsons'** 3-pointer with 17:02 left knotted the score at 35. Georgia regained the lead and kept it for another five minutes before a driving layup by **Erving Walker** pushed the Gators in front for good at 44-42.

With Florida nursing a 52-51 lead, Boynton connected on the first of his three straight 3-pointers with 7:09 left. He followed a **Trey Thompkins** basket with another long bomb and, after a Georgia turnover, he got the Gators an 8-point cushion with a shot from the left wing.

After climbing back within 63-59, Georgia was unable to convert on its one possession to get closer.

Team / Individual Notes

Leslie became the 41st player in UGA history to score 1,000 career points.

Georgia (18-9, 7-6)

Player	FGs	3-PT.	FTs	R	PF	A	PTS	MIN
Thompkins	7-16	0-2	2-5	7	2	1	16	34
Price	3-4	0-0	1-1	2	2	1	7	20
Leslie	8-14	0-1	4-4	6	3	4	20	34
Ware	1-4	1-4	0-0	1	1	1	3	35
Robinson	4-9	1-3	0-0	1	4	6	9	32
Thornton	0-0	0-0	0-0	0	0	2	0	6
Barnes	0-0	0-0	0-0	6	1	0	0	21
Williams, V.	0-0	0-0	0-0	1	0	1	0	5
Williams, D.	1-1	0-0	0-0	2	1	1	2	5
Brantley	2-4	1-3	0-0	4	0	0	5	8
TOTALS	26-52	3-13	7-10	32	14	17	62	200

Florida (22-5, 11-2)

Player	FGs	3-PT.	FTs	R	PF	A	PTS	MIN
Tyus	5-10	0-0	2-2	4	2	0	12	27
Prather	0-1	0-0	0-0	0	0	0	0	7
Macklin	1-2	0-0	3-3	8	2	2	5	30
Boynton	5-14	3-7	5-6	2	0	4	18	36
Walker	5-13	2-8	3-5	4	0	2	15	34
Young	0-0	0-0	1-2	4	4	0	1	17
Wilbekin	2-3	0-0	0-0	1	1	2	4	14
Yeguete	0-0	0-0	0-0	0	0	0	0	1
Parsons	7-12	2-5	0-2	7	1	3	16	30
Murphy	0-0	0-0	0-0	0	0	0	0	4
TOTALS	25-55	7-20	14-20	30	10	13	71	200

Halftime: Georgia 33, Florida 26. **FG Pct:** Georgia .500, Florida .455. **3-Point FG Pct:** Georgia .231, Florida .350. **FT Pct:** Georgia .700, Florida .700. **Turnovers:** Georgia 13 (Robinson 3), Florida 5 (Five with 1). **Blocks:** Georgia 1 (Thornton), Florida 2 (Young, Parsons). **Technical:** None. **Officials:** Jordan, Kitts, Hartzell. **Att. -** 12,013



2010-11 Game Summaries

OUTLOOK PLAYERS STAFF OPPONENTS REVIEW RECORDS HISTORY MEDIA

Georgia 64, South Carolina 48 Feb. 26, 2011 - Athens, Ga.

Game Summary

Trey Thompkins scored a team-high 20 points as Georgia completed a regular-season sweep of Carolina...

After a relatively slow start, a Thompkins bucket at the 15:33 mark in the first half ignited Georgia's initial push...

Just once thereafter, on a Sam Muldrow jumper with 7:48 left before halftime...

Georgia, which led 39-22 at intermission, watched as Carolina started the final period with a brief rally...

The Georgia lead reached its largest at 64-40 when Dustin Ware stole possession and fed Travis Leslie...

Team / Individual Notes

Carolina's 5.3 percent 3-point shooting was a season low by a UGA opponent...its 28.3 percent shooting overall was the 2nd lowest by a Georgia foe this season.

South Carolina (14-13, 5-9)

Table with columns: Player, FGs, 3-PT, FTs, R, PF, A, PTS, MIN. Lists stats for Richardson, Cooke, Ellington, Harris, Muldrow, Smith, Galloway, Jackson, Jefferson, Slawson, and Totals.

Georgia (19-9, 8-6)

Table with columns: Player, FGs, 3-PT, FTs, R, PF, A, PTS, MIN. Lists stats for Leslie, Ware, Robinson, Thompkins, Price, Thornton, Barnes, Williams, V., Bucklin, Williams, D., Nolte, Brantley, and Totals.

Halftime: Georgia 39, USC 22. FG Pct: Georgia .460, USC .283. 3-Point FG Pct: Georgia .364, USC .053. FT Pct: Georgia .737, USC .722. Turnovers: Georgia 17 (Robinson 6), USC 12 (Ellington 5). Blocks: Georgia 4 (Thompkins 3), USC 1 (Muldrow). Technicals: Cooke. Officials: Eades, Smith, Adams. Att. - 10,355

Georgia 73, LSU 53 March 2, 2011 - Athens, Ga.

Game Summary

Gerald Robinson, a reserve for the first time this season, led four double-figure scorers with 16 points as Georgia reversed a slow start and methodically defeated LSU to get its 20th win of the season.

The Bulldogs watched LSU sink five of its first seven shots and take early command of this contest. A jumper by Ralston Turner, who led all scorers with 18 points...

Georgia began to assert itself in the final 10 minutes of the first half. Back-to-back 3-pointers by Dustin Ware got the Dogs even at 17-all...

A quick start to the second half essentially put the game away for the Bulldogs. Robinson fed Trey Thompkins for a jumper on their first try. Ware then stole possession from Andre Stringer and found Robinson for an alley-oop dunk...

The margin reached 18 before LSU mounted its only challenge of the half. Seven straight points by Turner, the latter three on a trey with 5:26 left, sliced the deficit to 57-46, but the Tigers were unable to get any closer.

Team / Individual Notes

Georgia notched the program's first 20-win season since 2002...Thompkins sat out the final 14 minutes with a sore toe.

LSU (11-19, 3-12)

Table with columns: Player, FGs, 3-PT, FTs, R, PF, A, PTS, MIN. Lists stats for White, Stringer, Derenbecker, Turner, Warren, Green, Bass, Ludwig, Dotson, and Totals.

Georgia (20-9, 9-6)

Table with columns: Player, FGs, 3-PT, FTs, R, PF, A, PTS, MIN. Lists stats for Leslie, Ware, Barnes, Thompkins, Price, Williams, V., Bucklin, Williams, D., Nolte, Robinson, Brantley, and Totals.

Halftime: Georgia 30, LSU 25. FG Pct: Georgia .464, LSU .439. 3-Point FG Pct: Georgia .333, LSU .250. FT Pct: Georgia .833, LSU .737. Turnovers: Georgia 10 (Thompkins 3), LSU 18 (Stringer, Turner 4). Blocks: Georgia 4 (Thompkins 2), LSU 0. Technicals: None. Officials: Greene, Valentine, Lindsay. Att. - 8,642.

Alabama 65, Georgia 57 March 5, 2011 - Tuscaloosa, Ala.

Game Summary

JaMychal Green scored a game-high 19 points to lead Alabama to victory, but it was the 17 added by Charvez Davis that caught Georgia by surprise.

All five of Davis' 3-pointers -- one in the first half, four in the second -- seemed to rescue Alabama from a perilous position.

He got the Crimson Tide off the deck after Georgia had scored the game's first seven points with a trey three minutes in. Then, after Bama had surged ahead by halftime, he slowed a Bulldog rally with his first three of the final period...

The Bulldogs remained within arm's reach until the middle portion of the second half, when Alabama took control with its defense and, of course, Davis delivered again.

Travis Leslie's 3-point play with 10:59 left got Georgia within 42-38. Davis, however, answered on the next trip with a trey. After another Leslie basket, he sank another trey to boost the Tide lead to 48-40 with 9:37 left.

A jumper by Trevor Releford got Bama its first double-digit lead of the game at 50-40. Though Georgia answered with a 3-pointer from Dustin Ware, the Bulldogs got no closer until a too-little-too-late rally got them within five in the final 35 seconds.

Team / Individual Notes

Georgia had twice as many turnovers (16) as assists (8)...The Bulldogs made their first 12 foul shots and finished 15-for-17 (88.2%)...Dustin Ware had a negative A/TO ratio (1/3) for the first time of the SEC season.

Georgia (20-10, 9-7)

Table with columns: Player, FGs, 3-PT, FTs, R, PF, A, PTS, MIN. Lists stats for Thompkins, Price, Leslie, Ware, Robinson, Thornton, Barnes, Williams, D., Nolte, Brantley, and Totals.

Alabama (20-10, 12-4)

Table with columns: Player, FGs, 3-PT, FTs, R, PF, A, PTS, MIN. Lists stats for Green, Hines, Releford, Hillman, Davis, Mitchell, Eblen, Steele, and Totals.

Halftime: Alabama 27, Georgia 21. FG Pct: Georgia .413, Alabama .393. 3-Point FG Pct: Georgia .500, Alabama .313. FT Pct: Georgia .882, Alabama .727. Turnovers: Georgia 16 (Leslie 6), Alabama 8 (Releford 3). Blocks: Georgia 1 (Barnes), Alabama 4 (Green 2). Technicals: None. Officials: Simons, Caldwell, Cassell. Att. - 15,383



2010-11 Game Summaries

Georgia 69, Auburn 51
March 10, 2011 - Atlanta, Ga.

Game Summary

Trey Thompkins led all scorers with 22 points as Georgia advanced into the SEC Tournament second round with an impressive win over an Auburn team which had played its best in the regular season's homestretch.

The Bulldogs never trailed in this game and took command in the latter stages of the first half. With Georgia leading 16-15, it reeled off eight straight points to open the first sizable margin. Travis Leslie started the run with a jumper at the 9:09 mark of the half, and Jeremy Price's basket with 5:55 left ended it and gave Georgia a 24-15 lead.

The margin reached double figures shortly afterward on a Leslie 3-point play at the 3:43 mark, pushing the Bulldogs ahead 27-17. It never dipped into single digits thereafter.

After spotting Auburn a free throw from Adrian Forbes to start the second half, Thompkins and Leslie combined on three consecutive 3-pointers to push the lead even larger. The margin reached its widest at 66-45 on a 3-point play by Gerald Robinson with 3:01 left.

Team / Individual Notes

This was the second time this season Thompkins and Leslie each posted a double-double in the same game...The 18-point margin was the largest for a Georgia team at the SEC Tournament since 1997

Auburn (11-20)

Player	FGs	3-PT.	FTs	R	PF	A	PTS	MIN
Payne	0-6	0-2	0-0	1	0	0	0	18
Gabriel	3-8	1-4	0-0	3	3	1	7	28
Forbes	1-2	0-0	4-6	0	3	0	6	23
Wallace	2-4	0-0	2-2	5	1	4	6	31
Ross	1-10	0-5	2-2	4	3	1	4	34
Langford	2-4	0-2	1-2	2	2	0	5	12
Denson	9-10	1-1	2-4	4	4	0	21	22
Armstrong	0-1	0-0	0-0	0	3	0	0	4
Neysmith	0-0	0-0	0-0	1	0	1	0	13
Drum	0-0	0-0	0-0	0	1	0	0	1
Chubb	1-4	0-0	0-0	2	1	0	2	13
Spencer	0-0	0-0	0-0	0	0	0	0	1
TOTALS	19-49	2-14	11-16	27	21	7	51	200

Georgia (21-10)

Player	FGs	3-PT.	FTs	R	PF	A	PTS	MIN
Leslie	3-7	1-2	5-6	10	1	3	12	32
Thompkins	8-15	3-5	3-3	10	1	1	22	31
Price	3-5	0-0	2-2	6	3	0	8	22
Ware	1-7	1-6	3-4	2	2	3	6	33
Robinson	4-11	0-4	3-3	2	2	6	11	32
Thornton	0-1	0-0	0-0	1	3	0	0	7
Barnes	2-2	0-0	4-8	2	1	0	8	18
Williams, V.	0-0	0-0	0-0	0	0	0	0	3
Bucklin	0-0	0-0	0-0	0	0	0	0	1
Williams, D.	0-0	0-0	0-3	2	1	0	0	8
Nolte	0-0	0-0	2-2	0	0	0	2	1
Brantley	0-3	0-3	0-0	1	0	0	0	12
TOTALS	21-51	5-20	22-31	39	14	13	69	200

Halftime: Georgia 34, AU 23. **FG Pct:** Georgia .412, AU .388. **3-Point FG Pct:** Georgia .250, AU .143. **FT Pct:** Georgia .710, AU .688. **Turnovers:** Georgia 7 (Thornton 3), AU 8 (Payne 2). **Blocks:** Georgia 5 (Thornton 2), AU 1 (Gabriel). **Technical:** None. **Officials:** Greene, Petty, Groover. **Att.** - 12,144

Alabama 65, Georgia 59 (OT)
March 11, 2011 - Atlanta, Ga.

Game Summary

Alabama capitalized on late miscues by Georgia to overcome a 14-point, second-half deficit and control the overtime in a key SEC Tournament matchup.

Matters looked promising for Georgia when Gerald Robinson fed Travis Leslie for an alley-oop dunk with 7:33 left in regulation, pushing the Bulldogs ahead 48-34. It marked their largest lead of the game to that juncture.

Georgia kept its margin in double digits for another two minutes before Bama started its late rally. JaMychal Green's basket with 4:24 left got the Crimson Tide within 49-40. He followed a Leslie miss by scoring again 50 seconds later.

After Alabama had climbed within 53-51 on a Chris Hines tip-in, Georgia was unable to score on its last possession of regulation. Trevor Releford cashed in by driving for a tying layup with four seconds left.

Georgia took the early lead in overtime with Thompkins scoring on the Bulldogs' first two possessions. They missed their next seven shots, however, as the Crimson Tide took control by converting on their last five chances.

The Bulldogs had broken open this tight game by sinking 3-pointers on three straight possessions late in the first half, pushing their lead to 28-19 at the 4:31 mark.

Team / Individual Notes

Robinson's 11 assists were a career high and the first double-figure assist game for UGA in almost four seasons...His six steals were one shy of the SEC Tourney record.

Georgia (21-11)

Player	FGs	3-PT.	FTs	R	PF	A	PTS	MIN
Leslie	9-19	0-1	6-7	10	2	0	24	44
Thompkins	8-10	1-1	2-4	2	4	0	19	39
Price	2-9	0-0	2-2	3	5	1	6	30
Ware	1-3	1-3	1-2	2	1	2	4	43
Robinson	2-13	1-5	1-3	4	1	11	6	40
Thornton	0-0	0-0	0-0	0	0	0	0	1
Barnes	0-2	0-0	0-0	6	3	0	0	20
Williams, D.	0-0	0-0	0-0	0	0	1	0	1
Brantley	0-1	0-1	0-0	1	0	0	0	9
TOTALS	22-57	3-11	12-18	32	16	15	59	200

Alabama (21-10)

Player	FGs	3-PT.	FTs	R	PF	A	PTS	MIN
Green	4-10	0-0	12-14	13	4	2	20	43
Mitchell	4-9	2-4	0-0	5	2	0	10	34
Hines	4-6	0-0	1-2	8	3	2	9	36
Releford	2-9	0-3	5-8	5	4	3	9	41
Davis	6-15	3-11	0-0	3	2	1	15	36
Eblen	0-0	0-0	0-0	0	0	0	0	4
Hillman	1-4	0-0	0-0	1	2	0	2	19
Steele	0-1	0-1	0-0	1	0	1	0	14
TOTALS	21-54	5-19	18-24	38	18	9	65	200

Halftime: Georgia 30, Alabama 21. **End of Regulation:** 53-all. **FG Pct:** Georgia .386, Alabama .389. **3-Point FG Pct:** Georgia .273, Alabama .263. **FT Pct:** Georgia .667, Alabama .750. **Turnovers:** Georgia 15 (Thompkins 4), Alabama 16 (Green 7). **Blocks:** Georgia 4 (Thompkins 2), Alabama 8 (Green 5). **Technical:** None. **Officials:** Eades, Maxwell, Caldwell. **Att.** - 21,875

Washington 68, Georgia 65
March 18, 2011 - Charlotte, N.C.

Game Summary

Isaiah Thomas scored 15 of his 19 points in the second half as Washington broke open a tight game and advanced into the NCAA Tournament's third round, ending Georgia's season in the process.

Still, the Bulldogs made things very interesting in the waning moments. After Washington had built its last double-digit lead at 63-53 with 2:03 left, Georgia righted its ship for a final rally.

Jeremy Price and Travis Leslie each scored to cut the margin to 63-57 at the 1:40 mark. Even when Thomas answered with free throws with 45 seconds left, Georgia wasn't finished.

A layup by Gerald Robinson with 20 seconds left brought Georgia within 65-62. Thomas again sank two foul shots, which were countered by a long Trey Thompkins 3-pointer with just :07 left. C.J. Wilcox made the first of two foul shots with four seconds left. After the miss, Price sent an outlet pass toward midcourt. It was tipped by Thomas and then caught by Leslie, who launched a desperate 35-foot jumper that missed at the final buzzer.

After a slow start by both teams, Georgia surged ahead first. A 3-pointer by Thompkins at the 5:52 mark of the first half got the Bulldogs their largest lead of the game at 23-16.

Team / Individual Notes

This was Georgia's first NCAA Tournament appearance in three years...UW's 5 turnovers matched a season low by a Georgia opponent.

Georgia (21-12)

Player	FGs	3-PT.	FTs	R	PF	A	PTS	MIN
Thompkins	11-14	2-2	2-2	11	2	1	26	39
Price	3-9	0-0	5-6	5	4	1	11	20
Leslie	4-13	0-2	4-5	6	2	5	12	36
Ware	1-3	1-3	1-2	3	1	1	4	36
Robinson	4-10	2-5	2-2	3	3	0	12	36
Thornton	0-0	0-0	0-0	1	0	0	0	4
Barnes	0-1	0-0	0-2	2	0	0	0	20
V. Williams	0-0	0-0	0-0	0	1	1	0	1
D. Williams	0-0	0-0	0-0	0	0	0	0	1
Brantley	0-0	0-0	0-0	1	0	0	0	9
TOTALS	23-50	5-12	14-19	36	13	9	65	200

Washington (24-10)

Player	FGs	3-PT.	FTs	R	PF	A	PTS	MIN
Br.-Amaning	3-8	0-0	2-2	6	4	1	8	29
Holiday	3-7	0-2	0-0	3	2	1	6	32
Gant	3-5	1-2	0-0	3	4	0	7	16
Thomas	6-14	0-2	7-7	1	3	7	19	34
Ross	0-5	0-2	0-0	2	2	0	0	10
Overton	2-5	0-1	2-3	4	1	1	6	21
N'Diaye	3-3	0-0	0-0	5	3	0	6	20
Suggs	4-7	2-5	0-0	1	0	0	10	19
Wilcox	2-6	1-4	1-2	1	0	0	6	19
TOTALS	26-60	4-18	12-14	29	19	10	68	200

Halftime: Georgia 28, Washington 28. **FG Pct:** Georgia .460, UW .433. **3-Point FG Pct:** Georgia .417, UW .222. **FT Pct:** Georgia .737, UW .857. **Turnovers:** Georgia 15 (Three with 3), UW 5 (Thomas 2).. **Blocks:** Georgia 1 (Leslie), UW 1 (Br.-Amaning). **Technical:** None. **Officials:** Olson, Daily, Lusk. **Att.** - 16,852

OUTLOOK

PLAYERS

STAFF

OPPONENTS

REVIEW

RECORDS

HISTORY

MEDIA

Georgia Basketball Records



GEORGIA



Georgia Record Book

Individual Records

POINTS

Career 2,111, Litterial Green (1989-92)
Season 732, Dominique Wilkins (1980-81)
Game 46, Ronnie Hogue vs. LSU (12-20-71)

SCORING AVERAGE

Career 23.7, Jacky Dorsey (1975-76)
Season 25.7, Jacky Dorsey (1975-76)

REBOUNDS


Career 1,116, Bob Lienhard (1968-70)
Season 396, Bob Lienhard (1968-69)
Game 32, Bob Lienhard vs. Sewanee (12-3-68)

REBOUNDING AVERAGE

Career 14.9, Bob Lienhard (1968-70)
Season 15.8, Bob Lienhard (1968-69)

ASSISTS

Career 493, Rashad Wright (2000-04)
Season 169, Perth Robinson (1994-95)
Game 15, Gino Gianfrancesco vs. Ga. Tech (3-12-72)



Lavon Mercer set UGA marks for field-goal percentage in a season (1979) and career (1977-79) before embarking on a 14-year professional stint in Israel.

FIELD GOALS MADE

Career 723, Dominique Wilkins (1980-82)
Season 310, Dominique Wilkins (1980-81)
Game 20, Ronnie Hogue vs. LSU (12-20-71)

FIELD GOAL ATTEMPTS

Career 1,611, Litterial Green (1989-92)
Season 582, Dominique Wilkins (1980-81)
Game 31, Jacky Dorsey vs. Sou. Miss (12-17-74)

FIELD GOAL PERCENTAGE


Career .602, Lavon Mercer (1977-80)
Season .643, Lavon Mercer (1978-79)
Game 1.000, Bob Lienhard vs. Ga. Tech (2-15-68)

3-POINT FIELD GOALS MADE

Career 261, Levi Stukes (2004-07)
Season 93, Ezra Williams (2001-02)
Game 9, G.G. Smith vs. Fresno St. (3/26/98)

3-POINT FIELD GOAL ATTEMPTS

Career 683, Levi Stukes (2004-07)
Season 251, Ezra Williams (2001-02)
Game 17, Jody Patton vs. Tennessee (3-9-91)



Litterial Green concluded his outstanding Bulldog career with eight individual school records, including most career points (2,111) and assists (466).

OUTLOOK
PLAYERS
STAFF
OPPONENTS
REVIEW
RECORDS
HISTORY
MEDIA

Georgia Record Book

Individual Records

3-POINT FIELD GOAL PERCENTAGE

Career .444, Jody Patton (1988-91)
Season .457, Jody Patton (1988-89)
Game 1.000, B. Davis (8x8) vs. Tenn. (2-12-94)
 1.000, E. Williams (7x7) vs. LSU (1-5-03)

FREE THROWS MADE


Career 549, Alec Kessler (1987-90)
Season 210, Zippy Morocco (1952-53)
Game 16, Zippy Morocco vs. Fla. (2-16-53)
 Morris Dinwiddie vs. Mississippi (2-19-55)
 Morris Dinwiddie vs. Florida (1-30-56)
 Billy Rado vs. Florida State (12-27-62)
 Litterial Green vs. Mississippi State (3-9-89)

FREE THROW ATTEMPTS

Career 744, Litterial Green (1989-92)
Season 303, Zippy Morocco (1952-53)
Game 24, Zippy Morocco vs. Fla. (2-16-53)

FREE THROW PERCENTAGE

Career .831, Dick McIntosh (1966-68)
Season .891, Dick McIntosh (1967-68)
Game 1.000, Morris Dinwiddie (16x16) vs. Ole Miss, 2-19-55



Bob Lienhard (1968-70) owns every rebounding mark in the University of Georgia record book.

STEALS


Career 259, Sundiata Gaines (2004-08)
Season 89, Pat Hamilton (1987-88)
Game 7, Gerald Crosby vs. Ole Miss (1-10-83)
 Gerald Crosby vs. Florida (2-21-83)
 Pat Hamilton vs. UNC-Asheville (12-12-87)
 Pat Hamilton vs. Auburn (2-2-89)
 Kendall Rhine vs. Mercer (11-26-91)
 Chris Daniels vs. Louisiana State (3-9-02)
 Billy Humphrey vs. South Carolina (2-10-07)

BLOCKS

Career 327, Lavon Mercer (1977-80)
Season 94, Charles Claxton (1994-95)
Game 9, Lucius Foster vs. Ole Miss (1-26-76)
 Terrell Bell vs. Bethune-Cookman (12-7-93)
 Charles Claxton vs. Winthrop (12-21-94)
 Charles Claxton vs. Florida (2-7-95)

GAMES PLAYED

Career 129, G.G. Smith & Michael Chadwick (1996-99)
Season 36, Milt Blakley (1987-88),
 Rod Cole (1987-88)
 Toney Mack (1987-88)



G.G. Smith set the school mark for 3-point shots in a game when he sank nine against Fresno State during NIT play.



Georgia Record Book

Team Records

POINTS

Season 2,644 (1987-88)
Game 138 vs. Arkansas A&M (12-6-67)

COMBINED POINTS

Game 229 vs. Arkansas A&M (12-6-67)

POINTS PER GAME

Season 82.7 (2,399 in 29 games) in 1989-90

REBOUNDS

Season 1,276 (1996-97)
Game 78 vs. Sewanee (12-3-68)

ASSISTS

Season 512 (1987-88)
Game 34 vs. Bethune-Cookman (12-7-93)

FIELD GOALS MADE

Season 997 (1982-83)
Game 53 vs. Arkansas A&M (12-6-67)

FIELD GOAL ATTEMPTS

Season 2,038 (1987-88)
Game 102 vs. Sewanee (12-3-68)

FIELD GOAL PERCENTAGE

Season .522 (1985-86)
Game .762 vs. UT-Chatt. (12-19-80)

3-POINT FGs MADE

Season 284 (803 att.) in 1997-98
Game 19 (35 attempts) vs. Fresno State (3/26/98). 18 (32 attempts) vs. Charleston Southern (11/22/97)

3-POINT FG ATTEMPTS

Season 803 (284 made) in 1997-98
Game 35 vs. Ga. Tech (12-19-90). vs. Fresno State (3/26/98)

3-POINT FG PERCENTAGE

Season .416 (1989-90)
Game .727 (8x11) vs. Vanderbilt (2-14-90)

FREE THROWS MADE

Season 628 (1990-91)
Game 37 vs. Florida (1-30-56)

FREE THROW ATTEMPTS

Season 875 (1989-90)
Game 50 vs. Kentucky (1/14/97)

BLOCKED SHOTS

Season 163 (1990-91)
Game 15 vs. Tennessee (1/27/01)

STEALS

Season 338 (1987-88)
Game 25 vs. Yale (12-28-84)

VICTORY MARGIN

Game 120 (122-2) vs. S.E. Christian (1917-18)

DEFEAT MARGIN

Game 77 (143-66) vs. Kentucky (2-27-56)

MOST WINS

Season 24 (1982-83 & 1996-97)

CONSECUTIVE WINS

13 in 1930-31 season

CONSECUTIVE HOME WINS

16 from 1988-89 to 1990-91 seasons

MOST LOSSES

Season 22 (1951-52)

MOST PERSONAL FOULS


Season 659 (1987-88)
Game 37 vs. S. Carolina (1/18/97)

OPPONENT POINTS

Season 2,503 (1987-88)
Game 143 by Kentucky (2-27-56)

OPPONENT REBOUNDS

Season 1,194 (1976-77)
Game 67 by Auburn (2-7-77)



Dominique Wilkins, who holds UGA's single season scoring mark (732 points), scored 1,688 career points despite playing only three seasons.

Highest Individual Single-Game Scoring Totals

- | No. | Player, Opp., Date |
|-----|---|
| 46 | Ronnie Hogue vs. LSU (12-20-71) |
| 45 | Bob Lienhard vs. Alabama (1-29-68) |
| 44 | Vern Fleming vs. Vanderbilt (2-27-84) |
| 43 | Jacky Dorsey vs. Sou. Miss. (12-21-74) |
| 41 | Jacky Dorsey vs. LSU (1-20-75) |
| 38 | Zippy Morocco vs. Tenn. (2-25-53)
Litterial Green vs. Kentucky (1-2-91)
Litterial Green vs. UCLA (1-4-92) |
| 37 | Zippy Morocco vs. Alabama (1-10-53)
Dominique Wilkins vs. Florida (1-7-81) |
| 36 | Tim Bassett vs. Kentucky (2-19-73)
Charlie Anderson vs. Auburn (3-2-74)
Willie Anderson vs. Florida (2-10-88) |
| 35 | Willie Anderson vs. Kansas St. (3-12-87)
Litterial Green vs. Florida (2-12-91)
Trey Thompkins vs. Fla. Atlantic (12-23-09) |
| 34 | Morris Dinwiddie vs. Ole Miss (2-19-55)
Ronnie Hogue vs. Miss. State (2-28-72)
Jacky Dorsey vs. Ole Miss (1-2-75)
Cedric Henderson vs. Tenn. (3-2-85)
Litterial Green vs. Columbus (12-11-91)
Jumaine Jones vs. Kentucky (1-26-99)
Travis Leslie vs. Vanderbilt (3-12-10) |
| 33 | Jerry Waller vs. Kentucky (2-3-64)
John Fraley vs. Auburn (1-10-72)
Billy Magarity vs. Vanderbilt (1-16-74)
Dom. Wilkins vs. Ole Miss (2-27-82)
Alec Kessler vs. Texas (3-16-90)
Litterial Green vs. Vanderbilt (12-11-90) |
| 32 | Allan Johnson vs. Florida St. (3-2-62)
Bob Lienhard vs. Davidson (1-22-69)
Bob Lienhard vs. Alabama (2-9-70)
Ronnie Hogue vs. S. Alabama (12-6-71)
John Fraley vs. Vanderbilt (2-12-72)
Billy Magarity vs. Ga. Tech (3-7-74)
Jacky Dorsey vs. Miss. State (1-31-76)
Walter Daniels vs. Tennessee (1-21-78)
Walter Daniels vs. Rollins (11-28-78)
Dom. Wilkins vs. Kentucky (1-31-81)
Joe Ward vs. Miami (11-30-85)
Willie Anderson vs. Ole Miss (2-21-87)
Toney Mack vs. Oklahoma (12-25-87)
Alec Kessler vs. Augusta (12-10-88)
Alec Kessler vs. Kentucky (1-3-90)
Jarvis Hayes vs. Ole Miss (2-26-03)
Sundiata Gaines vs. Florida (2-9-08)
Terrance Woodbury vs. Florida (2-14-09) |

OUTLOOK
PLAYERS
STAFF
OPPONENTS
REVIEW
RECORDS
HISTORY
MEDIA




Single Season & Career Leaders

Single-Season Scoring Leaders


Name, Position	Pts.	Yr.	Cl.	G	Avg
1. Dominique Wilkins, f	732	1981	So.	31	23.6
2. Dominique Wilkins, f	659	1982	Jr.	31	21.3
3. Jacky Dorsey, f	646	1975	Fr.	25	25.8
4. Walter Daniels, g	613	1979	Sr.	28	21.9
5. Alec Kessler, f-c	610	1990	Sr.	29	21.0
6. Alec Kessler, f-c	596	1989	Jr.	31	19.2
7. Vern Fleming, g	594	1984	Sr.	30	19.8
Bob Lienhard, c	594	1969	Jr.	25	23.8
9. Zippy Morocco, g	590	1953	Sr.	25	23.6
10. Jacky Dorsey, f	588	1976	So.	27	21.8
11. Willie Anderson, g	583	1988	Sr.	35	16.7
12. Litterial Green, g	576	1991	Jr.	28	20.6
13. Vern Fleming, g	575	1983	Jr.	34	16.9
14. Litterial Green, g	564	1992	Sr.	29	19.5
Jumaine Jones, f	564	1999	So.	30	18.8
16. Toney Mack, f	551	1988	Jr.	36	15.3
17. D.A. Layne, g	550	2000	So.	30	18.3
18. Trey Thompkins, f	549	2010	So.	31	17.7
19. Jarvis Hayes, f	538	2002	So.	29	18.6
20. Ronnie Hogue, g	533	1972	Jr.	26	20.5
Bob Lienhard, c	533	1968	So.	25	21.3
22. Bob Lienhard, c	532	1970	Sr.	25	21.3
23. Ezra Williams, g	529	2002	Jr.	32	16.5
24. John Fraley, f	527	1972	Jr.	26	20.3
25. D.A. Layne, g	520	2001	Jr.	31	16.8

Career Scoring Leaders


Name, Position	Pts.	G	Avg.
1. Litterial Green, g (1989-92)	2,111	116	17.7
2. Alec Kessler, f/c (1987-90)	1,788	123	14.5
3. Vern Fleming, g (1981-84)	1,777	125	14.2
4. Dominique Wilkins, f (1980-82)	1,688	78	21.6
5. Walter Daniels, g (1976-79)	1,679	101	16.6
6. Bob Lienhard, c (1968-70)	1,659	75	22.1
7. Shandon Anderson, f (1993-96)	1,517	118	12.9
8. Terry Fair, f/c (1980-83)	1,492	123	12.1
9. Sundiata Gaines, g (2004-08)	1,469	123	11.9
10. D.A. Layne, g (1999-2001)	1,451	91	15.9
11. James Banks, f (1981-84)	1,430	125	11.4
12. Carlos Strong, f (1992-96)	1,414	118	12.0
13. Trey Thompkins, f (2009-11)	1,396	89	15.7
14. Levi Stukes, g (2004-07)	1,373	115	11.9
15. Ronnie Hogue, g (1971-73)	1,367	77	17.8
16. Willie Anderson, g (1985-88)	1,350	107	12.6
17. Ezra Williams, g (2002-03)	1,349	90	15.0
18. Charles Claxton, c (1992-95)	1,274	116	11.0
19. Eric Marbury, g (1979-82)	1,261	110	11.5
20. Bob Healey, f (1947-50)	1,259	100	12.6
21. Lavon Mercer, c (1977-80)	1,253	106	11.8
22. Jimmy Pitts, g (1963-65)	1,240	78	15.9
23. Jacky Dorsey, f (1975-76)	1,234	52	23.7
24. Ray Harrison (1996-99)	1,230	126	9.8
25. Joe Ward, f (1984-86)	1,203	107	11.2
26. Jerry Waller, g (1964-66)	1,170	75	15.6
27. G.G. Smith, g (1996-99)	1,131	129	8.8
28. Jerry Epling, f (1968-70)	1,123	75	14.9
29. Michael Chadwick, f (1996-99)	1,100	129	8.5
30. Travis Leslie, f (2009-11)	1,099	90	12.2
31. Jumaine Jones, f (1998-99)	1,079	65	16.6
32. Terrance Woodbury, g/f (2006-09)	1,073	107	10.0
33. Bill Ensley, f (1954-59)	1,067	95	11.2
34. Rashad Wright, g (2000-04)	1,064	119	8.9
35. Gerald Crosby, g (1982-85)	1,032	116	8.9
36. Jarvis Hayes, f (2002-03)	1,031	56	18.4
37. Chris Daniels, f (2000-04)	1,028	119	8.6
38. Allan Johnson, f (1960-62)	1,017	75	13.6
39. Bob Schloss, f (1948-51)	1,016	104	9.8
40. Joe Jordan, g (1948-51)	1,012	100	10.1
Fred Edmondson, f (1954-59)	1,012	96	10.5




Shandon Anderson ranks among UGA's career leaders in scoring, rebounding and assists.



Alec Kessler, the leader of Georgia's 1990 SEC championship team, ranks No. 2 on the Bulldogs' scoring list and No. 3 in rebounds.



Willie Anderson, a Bulldog standout from 1985-88, ranks No. 16 on the UGA scoring list and is 11th in career assists.



In just two seasons as a starter, Perth Robinson set the single-season assist record and climbed into sixth place on the school's all-time list for assist leaders with 399.

Single-Season Blocked Shots Leaders

Name, Class, Year	BLK	G	Avg.
1. Charles Claxton, Sr., 1995	94	28	3.4
2. Richard Corhen, Jr., 1984	91	30	3.0
3. Lavon Mercer, Fr., 1977	88	27	3.3
4. Lavon Mercer, So., 1978	88	27	3.3
5. Terrell Bell, Sr., 1996	83	31	2.7

Single-Season 3-Point Percentage Leaders

Name, Class, Year	3FGM	3FGA	Pct.
1. Bernard Davis, Sr., 1994	80	178	.449
2. Perth Robinson, Sr., 1996	48	108	.445
3. Jody Patton, Sr., 1991	69	156	.442
4. G.G. Smith, Jr., 1998	81	186	.436
5. Dustin Ware, Jr., 2011	57	131	.435

OUTLOOK

PLAYERS

STAFF

OPPONENTS

REVIEW

RECORDS

HISTORY

MEDIA



Single Season & Career Leaders

Single-Game Rebounding

Reb.	Player, Opponent, Date
32	Bob Lienhard vs. Sewanee (12-3-68)
29	Bob Lienhard vs. LSU (3-8-69)
26	Bob Lienhard vs. Arkansas A&M (12-2-67)
	Bob Lienhard vs. Ga. Tech (12-7-67)
25	Bill Ensley vs. Ga. Tech (2-16-56)
	Bob Lienhard vs. Furman (12-18-67)
	Bob Lienhard vs. Furman (12-19-68)
	Tim Bassett vs. Miss. State (1-29-73)
24	Jerry Waller vs. Alabama (2-10-64)
	Bob Lienhard vs. Kentucky (1-12-70)
23	Henry Cabaniss vs. Ga. Tech (2-22-58)
	Bob Lienhard vs. N.C. State (12-29-67)
	Bob Lienhard vs. LSU (1-8-68)
	Bob Lienhard vs. Alabama (1-29-68)

Season Rebounding

Name, Position	Rbs.	Yr.	Cl.	G	Avg
1. Bob Lienhard, c	396	1969	Jr.	25	15.8
2. Bob Lienhard, c	373	1968	So.	25	14.9
3. Tim Bassett, c	368	1973	Sr.	26	14.2
4. Jerry Waller, c	356	1964	So.	26	13.7
5. Bob Lienhard, c	347	1970	Sr.	25	13.9
6. Tim Bassett, c	337	1972	Jr.	26	13.0
7. Alec Kessler, f-c	301	1989	Jr.	31	9.7
8. Alec Kessler, f-c	300	1990	Sr.	29	10.4
9. Jumaine Jones, f	299	1998	Fr.	35	8.5
10. Jacky Dorsey, f	296	1975	Fr.	25	11.8
11. Jumaine Jones, f	284	1999	So.	30	9.5
12. Terry Fair, f-c	271	1980	Fr.	27	10.0
13. John Johnson, f	261	1961	Sr.	26	10.0
Anthony Evans, c	261	2000	Jr.	30	8.7
14. Phillip Simpson, f-c	260	1961	Sr.	26	10.0
15. Jerry Waller, c	258	1965	Jr.	24	10.8
Trey Thompkins, f-c	258	2010	So.	31	8.3
17. Chris Daniels, f	256	2002	So.	32	8.0
18. Phillip Simpson, f-c	255	1960	Jr.	25	10.2
19. Jacky Dorsey, f	254	1976	So.	27	9.4
20. Jerry Waller, c	253	1966	Sr.	25	10.1
21. Dominique Wilkins, f	250	1982	Jr.	31	8.1
22. Shon Coleman, f	246	2000	Jr.	30	8.2
23. Chris Daniels, f	243	2004	Sr.	30	8.1

Season Assists

Name	Ast.	Yr.	Cl.	G	Avg.
1. Perth Robinson	169	1995	Jr.	27	6.3
2. Sundiata Gaines	154	2007	Jr.	32	4.8
3. Rashad Wright	153	2002	So.	32	4.8
4. Donald Hartry	152	1986	Sr.	30	5.1
5. Willie Anderson	150	1987	Jr.	30	5.0
6. Rashad Wright	149	2003	Jr.	27	5.5
7. G.G. Smith	148	1997	So.	33	4.5
G.G. Smith	148	1998	Jr.	35	4.2
9. Perth Robinson	145	1996	Sr.	30	4.8
10. Gerald Crosby	144	1985	Sr.	31	4.6
11. Sundiata Gaines	143	2008	Sr.	34	4.2
12. Willie Anderson	139	1988	Sr.	35	4.0
13. Gerald Robinson	133	2011	Jr.	33	4.0
Litterial Green	133	1989	Fr.	31	4.3
15. Gino Gianfrancesco	125	1972	Jr.	24	5.2

Career Rebounding

Name, Position	Rebs.	Games	Avg.
1. Bob Lienhard, c (1968-70)	1,116	75	14.9
2. Terry Fair, f-c (1980-83)	923	123	7.5
3. Alec Kessler, f-c (1987-90)	893	123	7.3
4. Jerry Waller, c (1964-66)	867	75	11.6
5. Charles Claxton, c (1992-95)	840	116	7.2
6. Lavon Mercer, c (1977-80)	838	106	11.2
7. Chris Daniels, f (2000-04)	763	119	6.4
8. Carlos Strong, f (1993-96)	739	118	6.3
9. Tim Bassett, c (1972-73)	705	52	13.6
10. Trey Thompkins, f (2009-11)	693	89	7.8

Career Assists

Name, Years Played	Ast.	Games	Avg.
1. Rashad Wright (2000-04)	493	119	4.1
2. Sundiata Gaines (2004-08)	476	123	3.9
3. Litterial Green (1989-92)	466	116	4.0
4. G.G. Smith (1996-99)	440	129	3.4
5. Vern Fleming (1981-84)	400	125	3.2
6. Perth Robinson (1993-96)	399	107	3.7
7. Rod Cole (1988-91)	379	126	3.0
8. Ray Harrison (1996-99)	377	126	3.0
9. Donald Hartry (1983-86)	355	124	2.9
10. Gerald Crosby (1982-85)	349	115	3.0


Career Steals

Name, Years Played	Stl.	Games	Avg.
1. Sundiata Gaines (2004-08)	259	123	2.1
2. Pat Hamilton (1985-89)	216	102	2.1
3. Shandon Anderson (1992-96)	212	118	1.8
4. Vern Fleming (1980-84)	205	125	1.6
5. Rod Cole (1987-91)	191	126	1.5
6. Levi Stukes (2003-07)	179	115	1.6
7. Ray Harrison (1995-99)	177	126	1.4
8. Rashad Wright (2000-04)	168	119	1.4
Chris Daniels (2000-04)	168	119	1.4
10. Litterial Green (1988-92)	147	116	1.3

Career Blocks

Name, Years Played	Blk.	Games	Avg.
1. Lavon Mercer (1977-80)	302	106	2.8
2. Charles Claxton (1992-95)	247	116	2.1
3. Terrell Bell (1993-96)	168	102	1.6
4. Dominique Wilkins (1980-82)	142	78	1.8
5. Richard Corhen (1982-85)	125	120	1.1

Rashad Wright became Georgia's career assist leader during the 2004 season.




OUTLOOK
PLAYERS
STAFF
OPPONENTS
REVIEW
RECORDS
HISTORY
MEDIA




Thousand-Point Scorers

1,000-Point Scorers


	Years	G	Pts.
1. Litterial Green	1989-92	116	2,111
2. Alec Kessler	1987-90	123	1,788
3. Vern Fleming	1981-84	125	1,777
4. Dominique Wilkins	1980-82	78	1,688
5. Walter Daniels	1976-79	101	1,679
6. Bob Lienhard	1968-70	75	1,659
7. Shandon Anderson	1993-96	118	1,517
8. Terry Fair	1980-83	123	1,492
9. Sundiata Gaines	2004-08	123	1,469
10. D.A. Layne	1999-2001	91	1,451
11. James Banks	1981-84	125	1,430
12. Carlos Strong	1993-96	118	1,414
13. Trey Thompkins	2009-11	89	1,396
14. Levi Stukes	2004-07	115	1,383
15. Ronnie Hogue	1971-73	77	1,367
16. Willie Anderson	1985-88	107	1,350
17. Ezra Williams	2001-03	90	1,349
18. Charles Claxton	1992-95	116	1,274
19. Eric Marbury	1979-82	110	1,261
20. Bob Healey	1947-50	100	1,259
21. Lavon Mercer	1977-80	106	1,253
22. Jimmy Pitts	1963-65	78	1,240
23. Jacky Dorsey	1975-76	52	1,234
24. Ray Harrison	1996-99	126	1,230
25. Joe Ward	1984-86	107	1,203
26. Jerry Waller	1964-66	75	1,170
27. G.G. Smith	1996-99	129	1,131
28. Jerry Epling	1968-70	75	1,123
29. Michael Chadwick	1996-99	129	1,100
30. Travis Leslie	2009-11	90	1,099
31. Jumaine Jones	1998-99	65	1,079
32. Terrance Woodbury	2006-09	107	1,073
33. Bill Ensley	1954-59	95	1,067
34. Rashad Wright	2000-04	119	1,064
35. Gerald Crosby	1982-85	116	1,032
36. Jarvis Hayes	2002-03	56	1,031
37. Chris Daniels	2000-04	119	1,028
38. Allan Johnson	1960-62	75	1,017
39. Bob Schloss	1948-51	104	1,016
40. Joe Jordan	1948-51	100	1,012
Fred Edmondson	1954-59	96	1,012




Jumaine Jones




D.A. Layne




Jerry Epling




Gerald Crosby




Walter Daniels




Eric Marbury



Michael Chadwick



Chris Daniels



Carlos Strong

OUTLOOK

PLAYERS

STAFF

OPPONENTS

REVIEW

RECORDS

HISTORY

MEDIA



Top Team Performances

OUTLOOK
PLAYERS
STAFF
OPPONENTS
REVIEW
RECORDS
HISTORY
MEDIA

High Georgia Scoring

Pts.	Site-Opponent	Date
138	H- Arkansas A&M	12-2-67
124	H- Western Kentucky	11-28-90
122	H- SE Christian Coll.	1917-18
122	H- Whittier College	12-3-79
122	H- Baptist College	12-30-78
117	A- Mercer	12-8-90
117	H- Ole Miss	1-30-91
117	H- Delaware	1975-76
116	H- Charleston Southern	11-22-97
115	H- Bethune-Cookman	12-7-93

High Opponent Scoring

Pts.	Site-Opponent	Date
143	N- Kentucky	2-27-56
117	A- Vanderbilt	2-23-66
112	A- Alabama	2-13-54
112	N- Georgia Tech	12-19-90
110	A- Tennessee	2-9-00
108	A- Kentucky	1-29-59
107	A- Texas	1-23-94
106	A- Kentucky	2-4-54
106	A- Kentucky	2-19-68
105	A- Clemson	1954-55
105	H- Tennessee	1974-75

Low Georgia Scoring

(Since 1959-60)

Pts.	Site-Opponent	Date
26	A- Miss. State	1-13-82
36	A- Tennessee	2-11-67
37	A- Vanderbilt	2-26-05
38	A- Georgia Tech	2-18-80
38	H- Florida	3-2-05
39	A- Vanderbilt	2-11-04
40	A- Vanderbilt	1-14-09
41	H- Vanderbilt	2-6-67
42	N- LaSalle	12-29-70
42	N- Illinois	12-6-08
42	N- Clemson	2-16-05

Low Opponent Scoring

(Since 1959-60)

Pts.	Site-Opponent	Date
20	A- Miss. State	1-13-82
34	H- La. Tech	12-17-77
35	H- Miss. State	3-10-88
38	H- Ole Miss	1-3-96
38	H- Birm.-Southern	11-28-84
38	H- Georgia Tech	12-6-80
38	H- High Point	12-21-10
40	H- Kentucky	1-16-67

UGA Highest Scoring Halves

Pts.	Opponent	Half	Date
67	Chas. Sou.	2	11-22-97
66	Car.-Newman	2	12-12-81
65	Mercer	1	12-8-90
65	Long Island	2	12-6-91
63	Auburn	2	1-19-85
62	Ga. Southern	1	11-21-01
62	Ole Miss	2	1-30-91

Highest Opp. Scoring Halves

Pts.	Opponent	Half	Date
66	Tennessee	2	2-9-00
61	Notre Dame	2	2-6-94
60	Texas	2	3-16-90
60	Texas	1	1-23-94
57	Bucknell	2	12-1-98
57	Arkansas	1	1-30-93
57	Kentucky	2	3-1-95
55	Auburn	2	2-7-87
55	Kentucky	2	1-6-98
55	Gonzaga	2	12-15-02
54	Florida	2	1-26-94

Highest Georgia FG% Games

Pct.	FG-FGA	Site-Opponent	Date
.762	32-42	H-UT-Chatt.	12-19-80
.702	40-57	H-Miss. State	2-28-01
.692	45-65	H- Vanderbilt	2-12-86
.667	32-48	H- Tennessee	3-12-83
.667	40-60	H- Winthrop	12-21-93
.661	37-56	H- Ole Miss	1-25-86
.659	29-44	A- Mississippi St.	1-9-85
.652	30-46	A- Marshall	12-18-99
.647	33-51	H- Ole Miss	1-27-88

Highest Opponent FG% Games

Pct.	FG-FGA	Site-Opponent	Date
.744	29-39	A- Iowa State	3-17-04
.673	33-49	A- Mississippi St.	2-9-85
.660	31-47	A- LSU	2-5-83
.653	32-49	A- Memphis St.	12-14-86
.649	37-57	H- Mississippi St.	1-23-88
.648	35-54	H- Tennessee	2-28-87

Lowest Georgia Team FG%

Pct.	FG-FGA	Site-Opponent	Date
.237	14-59	A- Clemson	3-10-99
.246	16-65	A-Miss. State	1-12-08
.250	17-68	H- N.C. State	11-11-97
.250	14-56	A-Ole Miss	2-21-09
.272	18-66	H- Virginia	12-24-87
.276	16-58	H- Nevada	11-26-04
.283	13-46	A- Vanderbilt	2-11-04
.293	17-58	A- Hawaii	12-22-01
.300	15-50	H- Kentucky	1-14-97
.300	18-60	H- Wisconsin	12-31-06

Lowest Opponent Team FG%

Pct.	FG-FGA	Site-Opponent	Date
.207	12-58	A-High Point	12-21-10
.233	17-73	A- Mercer	11-13-98
.243	17-70	A- Georgia State	11-26-96
.246	15-61	A- Ole Miss	1-3-96
.247	21-85	A- Beth.-Cook.	12-7-93

Georgia Team Field Goals

No	Att	Site-Opponent	Date
53	83	H-Arkansas A&M	12-6-67
50	80	H- Bethune-Cook.	12-7-93
45	65	H- Vanderbilt	2-12-86
45	85	N- Yale	12-28-84

43	79	H-Jacksonville State	11-9-07
43	68	H- Georgia College	12-5-92
43	79	H- Georgia State	11-26-82
42	68	H- South Carolina St.	11-21-06
42	65	H- Central Florida	12-6-86
41	70	H- Charleston Sou.	11-22-97
41	80	H- Central Florida	12-19-95
41	68	H- Baptist College	12-29-87
41	75	A- Utah State	12-18-85

Opponent Team Field Goals

No	Att	Site-Opponent	Date
44	88	H- Texas	1-23-94
43	69	N- Kentucky	12-17-79
41	69	H- Mississippi St.	1-9-80
41	75	H- LSU	2-9-80
39	76	H- North Carolina	11-20-88
39	69	H- Iowa	12-3-88
39	63	N- Georgia Tech	12-7-85
39	71	H- Univ. of San Fran.	11-28-81

Georgia Team FG Attempts

No	FGM	Site-Opponent	Date
102	40	H-Sewanee	12-3-68
94	39	A- Georgia Tech	12-19-90
85	40	A- Texas	1-23-94
83	36	H- Auburn	2-19-86
83	48	H- Carson-Newman	12-12-81
82	45	H- W. Kentucky	11-28-90
82	53	H- Whittier College	12-3-79
81	31	A- Georgia Tech	12-13-98

Opponent FG Attempts

No	FGM	Site-Opponent	Date
88	44	H- Texas	1-23-94
85	21	A- Bethune-Cookman	12-7-93
82	33	N- Southern Jaguars	11-27-87
82	26	A- Whittier College	12-3-79
81	28	A- Lenoir-Rhyne	12-29-79
80	26	H-Jacksonville State	11-9-07
80	27	N- LSU	3-10-94
80	25	A- Texas	12-13-93

3-Point Goals by Georgia

No	Att	Site-Opponent	Date
19	35	N- Fresno St.	3-26-98
18	32	H- Charleston Sou.	11-22-97
17	35	H- N.C. A&T	12-28-08
15	30	A- Arkansas	1-16-99
15	30	H- Kentucky	1-26-99
14	28	H- South Carolina	2-6-99
14	28	H-Savannah State	12-28-04
13	22	H-Fresno State	3-14-07
13	24	N- Auburn	3-11-04
13	23	A- Pepperdine	12-17-01
12	24	A- Texas	11-29-98
12	30	H- Tennessee	2-23-99
12	28	A- South Carolina	2-24-98
12	22	A-Georgia Tech	12-7-10
11	19	H- LSU	1-5-03



Top Team Performances

OUTLOOK
PLAYERS
STAFF
OPPONENTS
REVIEW
RECORDS
HISTORY
MEDIA

Opponent 3-Point Goals

No	Att	Site-Opponent	Date
18	40	A- Fresno State	3-14-07
15	29	H- Florida	2-13-99
15	31	A- Vanderbilt	1-26-02
14	29	N- Texas	11-12-97
14	24	A- South Carolina	3-2-96
14	34	N- Pittsburgh	12-17-94
13	27	A- Florida	1-22-97
13	27	A- Tennessee Tech	12-29-94
13	25	A- LSU	2-18-95
13	17	H- Auburn	2-1-92
13	26	A- Arkansas	3-1-01

7 teams with 12 3-point FGs Made

3-Point Attempts by Georgia

No	FGM	Site-Opponent	Date
35	10	A- Georgia Tech	12-19-90
35	17	H- N.C. A&T	12-28-08
34	9	N-Notre Dame	11-25-10
33	7	H- Florida	1-22-97
32	5	A- Clemson	3-10-99
32	18	H- Charleston Sou.	11-22-97
32	10	N- Tennessee	3-9-91
31	11	A- Kentucky	2-28-07
31	11	A- South Carolina	2-27-99
31	6	H- Alabama	3-4-99
31	12	H- North Carolina	12-27-97
30	12	H- Tennessee	2-23-99
30	12	H- Vanderbilt	1-31-98
30	15	A- Arkansas	1-16-99
30	15	H- Kentucky	1-26-99

3-Pt. Attempts by Opponent

No	FGM	Site-Opponent	Date
40	18	A- Fresno State	3-14-07
36	11	H- Pittsburgh	12-2-95
35	10	A- Samford	11-26-01
34	10	H- Tennessee State	12-1-99
34	10	H- Georgia Tech	12-8-99
32	9	H- South Carolina	2-13-10
31	8	A- Winthrop	12-21-93
31	12	A- Kentucky	1-7-94
30	8	H-South Carolina	2-13-08
30	9	H- Georgia Tech	12-13-98
30	10	N- Southern	11-27-87

3-Point Pct. by Georgia

Pct.	3FGs	Site-Opponent	Date
.727	8-11	H- Alabama	2-6-88
.727	8-11	A- Vanderbilt	2-14-90
.700	7-10	A- Mississippi St.	1-19-89
.700	7-10	H- S. Carolina	1-22-00
.692	9-13	H- W. Carolina	12-4-93
.688	11-16	A-Kentucky	3-4-09
.667	8-12	H- Mississippi St.	1-17-90
.647	11-17	H- LSU	1-5-03

3-Point Pct. by Opponent

Pct.	3FGs	Site-Opponent	Date
.765	13-17	H- Auburn	2-1-92
.750	9-12	A- Vanderbilt	2-27-91
.700	7-10	H- Ole Miss	2-22-89
.700	7-10	A- Florida	2-7-95
.636	7-11	A- LSU	1-25-06
.632	12-19	A-Tennessee	1-7-04

Georgia Team FTs Made

No.	Att	Site-Opponent	Date
37	47	H- Florida	1-30-56
36	48	H- Kentucky	1-3-90
34	45	H - Vanderbilt	2-15-03
34	45	A- Mercer	12-8-90
32	44	H-W. Carolina	11-21-03
32	39	A- Auburn	2-23-91
32	41	H- UNC Ashe.	12-19-88
32	43	N- LaSalle	12-30-88
32	38	H- Mississippi St.	2-18-89
32	50	A- Augusta Coll.	12-18-82
31	43	H- Auburn	2-7-87

Opponent Team FTs Made

No.	Att	Site-Opponent	Date
38	53	A- South Carolina	1-18-97
35	43	A- UCLA	1-4-92
34	41	A- Vandy	2-26-92
33	40	H- Kentucky	1-14-97
33	42	A- Florida	2-12-91
32	37	H- Vanderbilt	2-15-89

Georgia Team FT Attempts

No.	Made	Site-Opponent	Date
50	30	H- Kentucky	1-14-97
50	30	N- LSU	3-10-94
50	32	A- Augusta Coll.	12-18-82
48	36	H- Kentucky	1-3-90
45	34	H- Vanderbilt	2-15-03
45	34	A- Mercer	12-8-90
45	27	H- Tennessee	1-27-90
44	32	H-W. Carolina	11-21-03
43	32	N- LaSalle	12-30-88
43	31	H- Auburn	2-7-87
43	27	H-Colorado	11-21-10

Opponent Team FT Attempts

No.	Made	Site-Opponent	Date
53	38	A- South Carolina	1-18-97
46	29	A- Georgia Tech	12-19-90
45	26	N- Texas	3-16-90
43	35	A- UCLA	1-4-92
43	30	N-Notre Dame	11-25-10
42	33	A- Florida	2-12-91
42	29	H- Florida	1-7-89

Georgia Team FT Pct.

Pct.	FTs	Site-Opp.	Date
.967	29-30	N- Miss. St.	3-5-98
.963	26-27	A-Ole Miss	1-17-11
.956	22-23	A- Southern	11-27-87
.944	17-19	H - Auburn	1-25-03
.933	14-15	H- Furman	12-4-98
.933	14-15	H- Auburn	2-19-86
.929	13-14	N-Ga. Sou.	11-21-01

Opponent Team FT Pct.

Pct.	FTs	Site-Opp.	Date
.960	24-25	A- Kentucky	1-7-92
.950	19-20	A-Vanderbilt	2-11-04
.947	18-19	A- Virginia Tech	12-6-09
.941	16-17	H- Air Force	3-19-07
.941	16-17	A- Vanderbilt	12-11-90
.929	26-28	A-Kentucky	3-4-09
.903	28-31	A- Kentucky	2-3-90
.897	35-39	A- Vanderbilt	2-25-10

Georgia Total Rebounds

No	Site-Opponent	Date
78	H-Sewanee	12-3-68
68	N- Long Island	12-6-91
62	H-Jacksonville State	11-9-07
60	H- Beth.-Cookman	12-7-93
59	A- Ole Miss	3-2-91
58	H- Mercer	11-26-91

Opponent Total Rebounds

No.	Site-Opponent	Date
62	H- Pittsburgh	12-17-94
60	A- Georgia Tech	12-19-90
57	N- Texas	12-22-90
55	H- Tennessee	1-27-01
54	H-Colorado	12-23-96

Georgia Rebound Margin

No	UGA-Opp.	Site-Opponent	Date
+29	51-22	H- Ala. A&M	11-24-06
+28	53-25	H- Kentucky	1-3-90
+28	53-25	H- Florida	1-30-80
+26	51-25	H-Miss. Valley St.	11-25-08
+25	53-28	H- Augusta Coll.	12-10-88
+25	56-31	N-Grambling St.	11-27-99
+25	48-23	H-Miss. State	1-22-11
+24	55-31	N- Miss. State	3-11-93
+24	44-20	H- Ole Miss	1-25-86

Opponent Rebound Margin

No	Opp-UGA	Site-Opponent	Date
+26	44-18	H-Kentucky	1-15-05
+25	49-24	A- Kentucky	2-17-99
+25	62-37	N- Pittsburgh	2-17-94
+21	47-26	A- Mid. Tenn. St.	3-22-88
+20	48-28	N- BYU	12-12-92
+20	46-26	A- Kentucky	2-15-06
+19	57-38	A- Clemson	3-10-99
+19	41-22	A- Kentucky	3-8-84
+19	47-28	A- Florida	1-6-82
+19	44-25	A-Ga. Tech	12-5-04

Georgia's Largest Victories

(Since 1959-60)

No	UGA-Opp.	Site-Opponent	Date
+67	117-50	A- Mercer	12-8-90
+60	122-62	H- Whittier Coll.	12-3-79
+60	122-62	H- Baptist Coll.	12-30-78
+59	124-65	H- Western Ky.	11-28-90
+57	116-59	H- Chas. Sou.	11-22-97
+57	115-58	H- Beth.-Cook.	12-7-93
+49	103-54	H- Central Fla.	12-19-95

Opp. Largest Victories

(Since 1959-60)

No	UGA-Opp.	Site-Opponent	Date
+38	49-87	A-Ga. Tech	12-5-04
+34	42-76	N-Illinois	12-6-08
+33	54-87	N- Virginia	12-24-87
+31	52-83	H- Air Force	3-19-07
+29	52-81	A- LSU	1-25-06
+29	48-77	A- Tennessee	2-4-98
+28	61-89	A- Missouri	1-2-10
+27	68-95	N- Kentucky	3-9-97
+27	83-110	A- Tennessee	2-9-00
+26	76-102	A- Iowa	12-3-88
+26	69-95	N- Kentucky	12-17-79
+24	65-89	N- Ga. Tech	12-7-85



Top Individual Performances

OUTLOOK
PLAYERS
STAFF
OPPONENTS
REVIEW
RECORDS
HISTORY
MEDIA

Georgia Scoring

No	Name	Site-Opponent	Date
46	Ronnie Hogue	H- LSU	12-20-71
45	Bob Lienhard	H- Alabama	1-29-68
44	Vern Fleming	H- Vanderbilt	2-27-84
43	Jacky Dorsey	H- Southern Miss	12-21-74
41	Jacky Dorsey	A- LSU	1-20-75
38	Zippy Morocco	H- Tennessee	2-25-53
38	Litterial Green	A- UCLA	1-4-92
38	Litterial Green	H- Kentucky	1-2-91
37	Zippy Morocco	H- Alabama	1-10-53
37	Dominique Wilkins	H- Florida	1-7-81

Opponent Scoring

No	Name	Site-Opponent	Date
58	Pete Maravich	H- LSU	3-8-69
45	Chris Jackson	H- LSU	1-24-90
44	Kevin Martin	H-W. Carolina	11-21-03
44	Travis Mays	N- Texas	3-16-90
43	Ronnie Battle	H- Auburn	2-1-92
42	Melvin Turpin	H- Kentucky	3-8-84
40	Kenny Anderson	H- Georgia Tech	12-19-90

Georgia Field Goals Made

No.	(Att)	Name	Site-Opponent	Date
20	29	Ronnie Hogue	H- LSU	12-20-71
19	23	Vern Fleming	H- Vanderbilt	2-27-87
16	30	Joe Ward	N- Miami	11-30-85
14	20	W. Anderson	N- Georgia Tech	12-5-87
14	18	W. Anderson	H- Florida	2-10-88
14	25	Vern Fleming	A- Vanderbilt	1-30-84
13	18	Dominique Wilkins	H- Lenoir-Rhyne	12-29-79
13	22	Litterial Green	H- Columbus Coll.	12-11-91
13	23	Litterial Green	A- Vanderbilt	12-11-90
13	22	Litterial Green	A- Florida	2-12-91
13	20	Toney Mack	N- Stetson	12-20-86
13	20	W. Anderson	N- Kansas St.	3-12-87
13	19	Vern Fleming	H- Alabama	2-10-84
13	16	Vern Fleming	H- Cent. Wesleyan	12-11-82
13	28	Dominique Wilkins	H- Auburn	2-20-82
13	19	Dominique Wilkins	H- Ole Miss	2-27-82
13	19	Shon Coleman	H- Kentucky	1-26-00

20 players with 12 FGM

Opponent Field Goals Made

No.	(Att)	Name	Site-Opponent	Date
21	48	Pete Maravich	H- LSU	3-8-69
18	22	Melvin Turpin	A- Kentucky	3-8-84
15	26	Quentin Dailey	H- San Francisco	11-28-81
15	26	B.J. Tyler	A- Texas	1-23-94
15	20	Ronnie Battle	A- Auburn	2-1-92
15	29	Chris Jackson	A- LSU	1-24-90
14	25	Kevin Martin	H-W. Carolina	11-21-03
14	17	Cameron Burns	H- Miss. State	1-17-90
14	23	DeWayne Scales	A- LSU	2-9-80
14	17	Shaquille O'Neal	H- LSU	2-8-91
14	22	Buck Johnson	H- Alabama	1-4-86
13	19	Adam Mark	H - Belmont	11-23-02

6 more players with 13 FGM
17 players with 12 FGM

Georgia Field Goal Attempts

No.	(FGM)	Name	Site-Opponent	Date
31	17	Jacky Dorsey	H- Southern Miss	12-17-74
30	16	Joe Ward	A- Miami	11-30-85
28	13	Dom. Wilkins	H- Auburn	2-20-82
28	10	Litterial Green	N- Texas	2-16-92
27	11	Jumaine Jones	A- Georgia Tech	12-13-98
25	12	Jumaine Jones	N- Fresno State	12-19-98
25	12	Katu Davis	A- North Carolina	12-5-95
25	14	Vern Fleming	A- Vanderbilt	1-30-84
25	11	Vern Fleming	A- Kentucky	3-8-84
24	10	Dominique Wilkins	N- Florida State	12-1-81

Opponent Field Goal Attempts

No.	(FGM)	Name	Site-Opponent	Date
48	21	Pete Maravich	H- LSU	3-8-69
29	15	Chris Jackson	A- LSU	1-24-90
28	11	Dennis Scott	N- Georgia Tech	12-16-89
26	15	B.J. Tyler	A- Texas	1-23-94
26	15	Quentin Dailey	A- San Francisco	11-28-81
25	14	Kevin Martin	H-W. Carolina	11-25-03
25	10	Adrian Branch	H- Maryland	3-15-82
25	12	Jeff Malone	H- Miss. State	2-10-82
25	9	Chavelo Holmes	H- Georgia State	12-14-85
25	8	Tony White	N- Tennessee	3-7-85

Georgia 3-Pt. Field Goals Made

No.	(3FGA)	Name	Site-Opponent	Date
9	15	G.G. Smith	N- Fresno State	3-26-98
8	9	Levi Stukes	H - Fresno State	3-14-07
8	14	Levi Stukes	N-Auburn	3-11-04
8	11	D.A. Layne	H- South Carolina	2-6-99
8	8	Bernard Davis	H- Tennessee	2-12-94
7	9	Dustin Ware	A- Georgia Tech	12-7-10
7	10	Ter. Woodbury	H-Florida	2-14-09
7	7	Ezra Williams	H - LSU	1-5-03
7	11	D.A. Layne	A- Arkansas	1-16-99
7	10	D.A. Layne	A- Kentucky	2-17-99
7	10	Litterial Green	A- UCLA	1-4-92
7	9	Litterial Green	A- South Carolina	1-18-92
6	9	Billy Humphrey	H-Delaware State	11-28-07

8 more players with six 3-point FGs made

Opponent 3-Pt. Field Goals Made

No.	(FGA)	Name	Site-Opponent	Date
9	12	Chris Lofton	A- Tennessee	2-11-06
8	11	Larry Davis	H- South Carolina	3-2-96
7	13	Chris Lofton	A-Tennessee	1-26-08
7	9	Alex Gordon	A-Vanderbilt	2-23-08
7	17	Eddie Miller	A- Fresno State	3-14-07
7	14	Kevin Martin	H-W. Carolina	11-21-03
7	10	Anthony Roberson	A - Florida	1-11-03
7	12	Brandon Wharton	N- Tennessee	3-7-96
7	10	Mike Bright	H- Bucknell	12-1-91
6	6	Tony Williams	N- Louisville	11-26-99
6	12	Chris Jackson	A- LSU	1-24-90
6	7	Kenyan Weaks	H- Florida	2-13-99
6	7	Kenny Price	A- Colorado	1-9-97
6	9	Larry Davis	H- South Carolina	2-12-97
6	11	Ronnie Henderson	A- LSU	2-7-96
6	14	B.J. Tyler	A- Texas	1-23-94

4 more players with six 3-point FGs made



Top Individual Performances

Georgia 3-Point Attempts

Att.	Made	Name	Site-Opponent	Date
17	6	Jody Patton	N- Tennessee	3-9-91
15	9	G.G. Smith	N- Fresno State	3-26-98
15	5	Tyrone Wilson	N- Pittsburgh	12-17-94
14	5	Katu Davis	A- North Carolina	12-5-95
14	4	Bernard Davis	A- Mississippi State	2-5-92
14	4	G.G. Smith	H- Florida	1-22-97

Opponent 3-Point Attempts

Att.	Made	Name	Site-Opponent	Date
17	7	Eddie Miller	A-Fresno State	3-14-07
15	5	Eric Washington	A- Alabama	2-10-96
15	8	Andre Alridge	N- Pittsburgh	12-17-94
15	6	Chris Young	H- South Alabama	12-18-02
14	2	LaShawn Coulter	A- Winthrop	12-21-93
14	6	B.J.Tyler	H- Texas	1-23-94

Georgia 3-Point FG Pct.

Pct.	Md-At	Name	Site-Opponent	Date
1.000	8-8	Bernard Davis	H- Tennessee	2-12-94
1.000	7-7	Ezra Williams	H - LSU	1-5-03
.889	8-9	Levi Stukes	H - Fresno State	3-14-07
.778	7-9	Dustin Ware	A - Ga. Tech	12-7-10
.778	7-9	Litterial Green	A- S.Carolina	1-18-92
.750	6-8	Derrick Dukes	H- Charleston So.	11-22-97
.750	6-8	Jody Patton	H- Ole Miss	1-30-91
.727	8-11	D.A. Layne	H- S.Carolina	2-6-99

Opponent 3-Point FG Pct.

Pct.	Md-At	Name	Site-Opponent	Date
1.000	5-5	Van Usher	H- Tenn Tech	12-28-91
1.000	5-5	Joe Lawrence	H- Florida	1-3-87
1.000	5-5	Mitch Richmond	N- Kansas St.	3-12-87
.889	8-9	Ronnie Battle	A- Auburn	2-1-92
.857	6-7	Kenyan Weaks	H- Florida	2-13-99
.857	6-7	Kenny Price	A- Colorado	12-9-97

Georgia Free Throws Made

Made	Att	Name	Site-Opponent	Date
16	24	Zippy Morocco	H- Florida	2-16-53
16	20	Morris Dinwiddie	A- Ole Miss	2-19-55
16	19	Morris Dinwiddie	H- Florida	1-30-56
16	19	Billy Rado	A- Florida State	12-27-62
16	17	Litterial Green	N- Miss. St.	3-9-89
15	18	Alec Kessler	A- W. Kentucky	12-2-89

Opponent Free Throws Made

Made	Att	Name	Site-Opponent	Date
23	27	Travis Mays	N- Texas	3-16-90
19	22	Joakim Noah	H- Florida	3-1-06
18	22	Kenny Anderson	H- Georgia Tech	12-19-90
16	25	Pete Maravich	H- LSU	3-8-69
15	17	Larry Davis	H- S.Carolina	1-18-97
14	17	Tremaine Fowlkes	N- Fresno St.	3-26-98
14	16	Ronny Turiaf	N - Gonzaga	12-15-02

Georgia Free Throw Attempts

Att.	Made	Name	Site-Opponent	Date
24	16	Zippy Morocco	H-Florida	2-16-53
20	16	Morris Dinwiddie	A- Ole Miss	2-19-55
19	16	Morris Dinwiddie	H- Florida	1-30-56
19	16	Billy Rado	A- Florida State	12-27-62
18	11	Rashad Wright	H-Kentucky	2-14-04
18	15	Alec Kessler	A- W.Kentucky	12-2-89
18	15	Alec Kessler	A- Miss. St.	2-17-90

Opponent Free Throw Attempts

Att.-Made	Name	Site-Opponent	Date
27-23	Travis Mays	N- Texas	3-16-90
25-16	Pete Maravich	H- LSU	3-8-69
22-19	Joakim Noah	H- Florida	3-1-06
22-18	Kenny Anderson	N- Georgia Tech	12-19-90
21-13	Bryant Smith	A- Auburn	1-3-97
17-14	Tremaine Fowlkes	N- Fresno St.	3-26-98
17-15	Larry Davis	A- S.Carolina	1-18-97

Georgia Highest Perfect FT Shooting Games

No-Att	Name	Site-Opponent	Date
12-12	Terrance Woodbury	A-Kentucky	3-4-09
10-10	Damien Wilkins	H-W. Carolina	11-21-03
10-10	Ray Harrison	H- LSU	2-22-97
10-10	Carlos Strong	H- LSU	2-18-95
10-10	Litterial Green	A- Florida	2-29-92
10-10	Alec Kessler	H- Auburn	1-13-88
9-9	Larry Brown	N- Mississippi St.	3-5-98
9-9	Rod Cole	A- Auburn	1-23-91
9-9	Jarvis Hayes	H - Tennessee	1-22-03

Opp. Highest Perfect FT Shooting Games

No-Att	Name	Site-Opponent	Date
14-14	Billy McCaffrey	H- Vanderbilt	1-19-94
12-12	Don MacLean	A- UCLA	1-4-92
11-11	Kenny Brown	A- Mercer	11-26-91
11-11	Ledell Eackles	A- New Orleans	12-18-87
10-10	Ryan Hoover	N- Notre Dame	2-6-94
10-10	Vernon Maxwell	H- Florida	2-5-87
9-9	C.J. Black	H- Tennessee	1-20-99
9-9	Roderick Barnes	H- Ole Miss	2-27-88
9-9	Jim Master	H- Kentucky	1-30-82

Georgia Individual Rebounds

No	Name	Site-Opponent	Date
32	Bob Lienhard	H- Sewanee	12-3-68
29	Bob Lienhard	H- LSU	3-8-69
26	Bob Lienhard	H- Arkansas A&M	12-2-67
26	Bob Lienhard	A- Georgia Tech	12-7-67
25	Bill Ensley	H- Georgia Tech	2-16-56
25	Bob Lienhard	H- Furman	12-18-67
25	Bob Lienhard	H- Furman	12-19-68
24	Jerry Waller	H- Alabama	2-10-64
24	Bob Lienhard	H- Kentucky	1-12-70
23	Henry Cabaniss	A- Georgia Tech	2-22-58

3 other players with 23 rebounds

Opponent Rebounds

No	Name	Site-Opponent	Date
27	Clyde Lee	H- Vanderbilt	1-11-65
21	Eugene McDowell	H- Florida	1-6-82
20	Eddie Phillips	A- Alabama	2-11-80
19	Rickey Brown	H- Mississippi St.	1-9-80
18	Malcolm Mackey	H- Georgia Tech	12-19-90
18	Eugene McDowell	A- Florida	1-24-84
18	Chris Giles	N- UAV	12-19-81
18	David Harrison	A - Colorado	12-3-02
18	Korvotney Barber	H-Auburn	2-18-09
17	Guillermo Myers	N- Texas	12-22-90
17	Shaquille O'Neal	A- LSU	2-8-91
17	Ian Lockhart	H- Tennessee	2-28-90

3 other players with 17 rebounds

OUTLOOK

PLAYERS

STAFF

OPPONENTS

REVIEW

RECORDS

HISTORY

MEDIA



Miscellaneous Landmarks

OUTLOOK
PLAYERS
STAFF
OPPONENTS
REVIEW
RECORDS
HISTORY
MEDIA

Records by Class

Scoring

Senior Leaders

Player	Pts.	Year	G	Avg.
1. Walter Daniels	613	1978-79	28	21.3
2. Alec Kessler	610	1989-90	29	21.0
3. Vern Fleming	584	1983-84	30	19.8
4. Zippy Morocco	590	1952-53	25	23.6
5. Willie Anderson	583	1987-88	35	16.7
6. Litterial Green	564	1991-92	29	19.5
7. Bob Lienhard	532	1969-70	25	21.3
8. Katu Davis	489	1995-96	31	15.8
9. Murphy McManus	483	1954-55	24	20.1
10. Jimmy Pitts	481	1964-65	26	18.5

Junior Leaders

Player	Pts.	Year	G	Avg.
1. Dom. Wilkins	659	1981-82	31	21.3
2. Alec Kessler	596	1988-89	31	19.2
3. Bob Lienhard	594	1968-69	25	23.8
4. Litterial Green	576	1990-91	28	20.6
5. Vern Fleming	575	1982-83	34	16.9
6. Toney Mack	551	1987-88	36	15.3
7. Ronnie Hogue	533	1971-72	26	20.5
8. Ezra Williams	529	2001-02	32	16.5
9. John Fraley	527	1971-72	26	20.3
10. D.A. Layne	520	2000-01	31	16.8
11. Jarvis Hayes	493	2002-03	27	18.3
Trey Thompkins	493	2010-11	30	16.4

Sophomore Leaders

Player	Pts.	Year	G	Avg.
1. Dom. Wilkins	732	1980-81	31	23.6
2. Jacky Dorsey	588	1975-76	27	21.8
3. Jumaine Jones	564	1998-99	30	18.8
4. D.A. Layne	550	1999-00	30	18.3
5. Jarvis Hayes	538	2001-02	29	18.6
6. Bob Lienhard	533	1967-68	25	21.3
7. Billy Rado	495	1962-63	26	19.0
8. Litterial Green	490	1989-90	28	17.5
9. Alec Kessler	442	1987-88	35	12.6
10. Shandon Anderson	413	1993-94	30	13.8
11. Michael Chadwick	409	1996-97	33	12.4

Freshman Leaders

Player	Pts.	Year	G	Avg.
1. Jacky Dorsey	646	1974-75	25	25.8
2. Jumaine Jones	515	1997-98	35	14.7
3. Litterial Green	481	1988-89	31	15.5
4. Cedric Henderson	433	1984-85	28	15.5
5. Walter Daniels	404	1975-76	27	15.0
6. D.A. Layne	381	1998-99	30	12.7
7. Terry Fair	368	1979-80	27	13.6
8. Trey Thompkins	354	2008-09	28	12.6
9. Eric Marbury	330	1978-79	27	12.2
10. Lavon Mercer	325	1976-77	27	12.0
11. Sundiata Gaines	324	2004-05	28	12.0
12. Tony Flanagan	321	1974-75	25	12.8
13. Mike Mercer	307	2005-06	28	11.0
14. Vern Fleming	301	1980-81	30	10.0

Rebounding

Senior Leaders

Player	Reb.	Year	G	Avg.
1. Tim Bassett	368	1972-73	26	14.2
2. Bob Lienhard	347	1969-70	25	13.9
3. Henry Cabaniss	320	1957-58	26	12.3
4. Alec Kessler	300	1989-90	29	10.4
5. John Johnson	261	1960-61	26	10.0
6. Phillip Simpson	260	1960-61	26	10.0
7. Jerry Waller	253	1965-66	25	10.1
8. Bill Ensley	252	1957-58	23	11.0
9. Chris Daniels	243	2003-04	30	8.1
10. Ray Jeffords	235	1967-68	25	9.4

Junior Leaders

Player	Reb.	Year	G	Avg.
1. Bob Lienhard	396	1968-69	25	15.8
2. Tim Bassett	337	1971-72	26	13.0
3. Alec Kessler	301	1988-89	31	9.7
4. Henry Cabaniss	298	1956-57	24	12.4
5. Anthony Evans	261	1999-00	30	8.7
6. Jerry Waller	258	1964-65	24	10.8
7. Phillip Simpson	255	1959-60	25	10.2
8. Dom. Wilkins	250	1981-82	31	8.1
9. Shon Coleman	246	1999-00	30	8.2
10. John Johnson	244	1959-60	25	9.8

Sophomore Leaders

Player	Pts.	Year	G	Avg.
1. Bob Lienhard	373	1967-68	25	14.9
2. Jerry Waller	356	1963-64	26	13.7
3. Jumaine Jones	284	1998-99	30	9.5
4. Chris Daniels	256	2001-02	32	8.0
5. Jacky Dorsey	254	1975-76	27	9.4
6. Terry Fair	239	1980-81	31	7.7
7. Dom. Wilkins	234	1980-81	31	7.5
8. Lavon Mercer	231	1977-78	27	8.6
9. Alec Kessler	197	1987-88	35	5.6
10. Charles Claxton	192	1992-93	29	6.6
11. Carlos Strong	183	1993-94	30	6.1

Freshman Leaders

Player	Rebs.	Year	G	Avg.
1. Jumaine Jones	299	1997-98	35	8.5
2. Jacky Dorsey	296	1974-75	25	11.8
3. Terry Fair	271	1979-80	27	10.0
4. Charlie Dorsey	223	1974-75	25	8.9
5. Lucius Foster	220	1975-76	27	8.1
6. Trey Thompkins	206	2008-09	28	7.4
7. Lavon Mercer	204	1976-77	27	7.6
8. Cedric Henderson	199	1984-85	28	7.1
9. Charles Claxton	190	1991-92	29	6.6
10. Eric Burdette	158	1986-87	30	5.3
11. James Banks	155	1980-81	31	5.0
12. Dave Bliss	150	2004-05	28	5.4

Stegeman Coliseum Records

Georgia

• Individual Highs

Pts: 46 by Ronnie Hogue vs. LSU (12-20-71)
 Reb: 32 by B. Lienhard vs. Sewanee (12-3-68)
 Ast: 15 by Gino Gianfrancesco vs. Ga. Tech (3-7-72)
 FGM: 20 by Ronnie Hogue vs. LSU (12-20-71)
 FGA: 31 by J. Dorsey vs. S. Miss. (12-21-74)
 3FGM: 8 by D.A. Layne vs. USC (2-6-99)
 by Levi Stukes vs. Fresno State (3-14-07)
 3FGA: 17 by Jody Patton vs. Tenn. (3-9-91)
 FTM: 15 by J. Youngblood vs. Fla. (1-23-67)
 FTA: 15 by J. Youngblood vs. Fla. (1-23-67)
 15 by J. Fraley vs. Alabama (2-14-72)

• Team Highs

Pts: 138 vs. Arkansas A&M (12-2-67)
 Reb: 78 vs. Sewanee (12-3-68)
 Ast: 32 vs. LSU (12-20-71)
 Blks: 15 vs. Tennessee (1/27/01)
 FGM: 53 vs. Whittier (12-3-79)
 FGA: 102 vs. Sewanee (12-3-68)
 FG%: .762 vs. UT-Chatt. (12-19-80)
 FTM: 34 vs. Arkansas A&M (12-2-67)
 FTA: 50 vs. Kentucky (1/14/97)

• Team Lows

Pts: 38 vs. Florida (3-2-05)
 Reb: 18 vs. Kentucky (1-16-67) (1-15-05)
 FGM: 13 vs. Kentucky (1-16-67)
 FGA: 20 vs. Kentucky (1-16-67)
 FG Pct: 25.0 (17x68) vs. Auburn (1-4-71)
 FTM: 0 vs. Troy State (12-3-77)
 FTA: 0 vs. Troy State (12-3-77)

Opponents

• Individual Highs

Pts: 58 by Pete Maravich, LSU (3-8-69)
 Reb: 27 by Clyde Lee, Vanderbilt (1-11-65)
 Ast: 16 by Rodney Woods, Tennessee (2-1-75)
 FGM: 21 by Pete Maravich, LSU (3-8-69)
 FGA: 48 by Pete Maravich, LSU (3-8-69)
 3FGM: 8 by Larry Davis, USC (3-3-96)
 3FGA: 15 by four players
 FTM: 16 by Pete Maravich, LSU (3-8-69)
 FTA: 25 by Pete Maravich, LSU (3-8-69)

• Team Highs

Pts: 106 by Kentucky (2-19-68)
 Reb: 62 by Kentucky (2-9-76)
 FGM: 46 by Tennessee (2-1-75)
 FGA: 89 by Southern Miss (12-21-74)
 FG Pct: .638 (37x58) by Tennessee (2-17-68)
 FTM: 32 by Miss. State (1-29-73)
 FTA: 41 by Miss. State (1-29-73)

• Team Lows

Pts: 34 by Louisiana Tech (12-17-77)
 Reb: 21 by Kentucky (1-16-67);
 21 by Kentucky (1-10-70)
 21 by South Carolina (2-13-08)
 FGM: 12 by High Point (12-21-10)
 FGA: 38 by Birm.-Southern (11-28-84)
 and by Florida (2-17-04)
 FG Pct: 27.8 (22x79) by Alabama (12-8-69)
 FTM: 1 by Troy State (12-7-76)
 FTA: 1 by Troy State (12-7-76)



Miscellaneous Landmarks

Scoring

Season	Player	G	FGM	FTM	Pts.	Avg.
2010-11	Trey Thompkins	30	194	82	493	16.4
2009-10	Trey Thompkins	31	207	112	549	17.7
2008-09	Terrance Woodbury	28	134	78	393	14.0
2007-08	Sundiata Gaines	34	175	109	502	14.6
2006-07	Takais Brown	31	181	75	439	14.2
2005-06	Levi Stukes	30	118	41	349	11.6
2004-05	Levi Stukes	28	119	64	349	15.2
2003-04	Rashad Wright	29	134	82	417	14.4
2002-03	Jarvis Hayes	27	185	69	493	18.3
2001-02	Jarvis Hayes	29	212	65	538	18.6
2000-01	D.A. Layne	31	184	87	520	16.8
1999-00	D.A. Layne	30	176	107	550	18.3
1998-99	Jumaine Jones	30	197	122	564	18.8
1997-98	Jumaine Jones	35	188	415	515	14.7
1996-97	Michael Chadwick	33	141	75	409	12.4
1995-96	Katu Davis	31	176	75	489	15.8
1994-95	Carlos Strong	28	144	100	397	14.2
1993-94	Shandon Anderson	30	157	93	413	13.8
1992-93	Charles Claxton	29	133	68	334	11.5
1991-92	Litterial Green	29	183	136	564	19.5
1990-91	Litterial Green	28	187	146	576	20.6
1989-90	Alec Kessler	29	198	199	610	21.0
1988-89	Alec Kessler	31	210	176	596	19.2
1987-88	Willie Anderson	35	241	91	513	16.7
1986-87	Willie Anderson	30	187	77	476	15.9
1985-86	Joe Ward	30	204	59	467	15.6
1984-85	Cedric Henderson	28	167	99	433	15.5
1983-84	Vern Fleming	30	248	98	594	19.8
1982-83	Vern Fleming	34	227	121	575	16.9
1981-82	Dominique Wilkins	31	278	103	659	21.3
1980-81	Dominique Wilkins	31	310	112	732	23.6
1979-80	Dominique Wilkins	16	135	27	297	18.6
1978-79	Walter Daniels	28	262	89	613	21.9
1977-78	Walter Daniels	27	184	76	444	16.4
1976-77	David Reavis	24	132	78	342	14.3
1975-76	Jacky Dorsey	27	252	84	588	21.8
1974-75	Jacky Dorsey	25	267	112	646	25.8
1973-74	Billy Magarity	24	163	78	404	16.8
1972-73	Tim Bassett	26	198	45	441	17.0
1971-72	Ronnie Hogue	26	217	99	533	20.5
1970-71	Ronnie Hogue	25	164	78	406	16.2
1969-70	Bob Lienhard	25	215	102	532	21.3
1968-69	Bob Lienhard	25	235	124	594	23.8
1967-68	Bob Lienhard	25	213	107	533	21.3
1966-67	Jim Youngblood	26	140	113	393	15.1
1965-66	Jerry Waller	25	133	107	373	14.9
1964-65	Jimmy Pitts	26	169	143	481	18.5
1963-64	Jimmy Pitts	26	179	127	485	18.7
1962-63	Billy Rado	26	170	155	495	19.0
1961-62	Allan Johnson	24	172	85	429	17.6
1960-61	Allan Johnson	26	163	62	388	14.9
1959-60	Phillip Simpson	25	132	88	352	14.1

FG Percentage

Season	Player	G	FG-FGA	Pct.
2010-11	Travis Leslie	33	177-360	.492
2009-10	Jeremy Price	30	86-152	.566
2008-09	Chris Barnes	32	55-104	.529
2007-08	Dave Bliss	34	95-177	.537
2006-07	Takais Brown	31	181-320	.566
2005-06	Dave Bliss	30	55-108	.509
2004-05	Dave Bliss	28	78-151	.517
2003-04	Jonas Hayes	30	132-258	.512
2002-03	Chris Daniels	26	97-173	.538
2001-02	Jonas Hayes	31	86-155	.555
2000-01	Shon Coleman	31	128-231	.554
1999-00	Anthony Evans	30	176-299	.582
1998-99	Badi Oliver	30	30-58	.517
1997-98	Lorenzo Hall	32	62-115	.539
1996-97	Lorenzo Hall	33	78-152	.513
1995-96	Shandon Anderson	31	176-327	.538
1994-95	Charles Claxton	28	124-226	.549
1993-94	Steve Jones	30	74-124	.597
1992-93	Charles Claxton	29	133-236	.564
1991-92	Reggie Tinch	27	82-148	.554
1990-91	Reggie Tinch	29	59-103	.573
1989-90	Rod Cole	29	110-220	.500
1988-89	Alec Kessler	31	210-431	.487
1987-88	Rod Cole	36	55-103	.533
1986-87	Chad Kessler	30	135-258	.523
1985-86	David Dunn	30	101-178	.567
1984-85	Horace McMillan	31	118-211	.559
1983-84	Joe Ward	28	103-178	.579
1982-83	Vern Fleming	34	227-424	.535
1981-82	Dominique Wilkins	31	278-526	.529
1980-81	Terry Fair	31	152-275	.553
1979-80	Lavon Mercer	27	121-198	.611
1978-79	Lavon Mercer	25	146-227	.643
1977-78	Lavon Mercer	27	124-218	.569

Rebounding

Season	Player	G	Rebs.	Avg.
2010-11	Trey Thompkins	30	229	7.6
2009-10	Trey Thompkins	31	258	8.3
2008-09	Trey Thompkins	28	206	7.4
2007-08	Sundiata Gaines	34	204	6.0
2006-07	Sundiata Gaines	32	183	5.7
2005-06	Sundiata Gaines	30	154	5.1
2004-05	Dave Bliss	28	150	5.4
2003-04	Chris Daniels	30	243	8.1
2002-03	Steve Thomas	20	146	7.3
2001-02	Chris Daniels	32	256	8.0
2000-01	Anthony Evans	31	232	7.5
1999-00	Anthony Evans	30	261	8.7
1998-99	Jumaine Jones	30	284	9.5
1997-98	Jumaine Jones	35	299	8.5
1996-97	Michael Chadwick	33	182	5.5
1995-96	Carlos Strong	31	195	6.3
1994-95	Charles Claxton	28	222	7.9
1993-94	Charles Claxton	30	236	7.9
1992-93	Charles Claxton	29	192	6.6
1991-92	Kendall Rhine	29	192	6.6
1990-91	Neville Austin	30	158	5.3
1989-90	Alec Kessler	29	300	10.4
1988-89	Alec Kessler	31	301	9.7
1987-88	Alec Kessler	35	197	5.6
1986-87	Chad Kessler	30	179	5.7
1985-86	Horace McMillan	30	177	5.9
1984-85	Cedric Henderson	28	199	7.1
1983-84	Richard Corhen	30	188	6.3
1982-83	Terry Fair	34	224	6.6
1981-82	Dominique Wilkins	31	250	8.1
1980-81	Terry Fair	31	239	7.7
1979-80	Terry Fair	27	271	10.0
1978-79	Lavon Mercer	25	192	7.7
1977-78	Lavon Mercer	27	231	8.6
1976-77	Lavon Mercer	27	204	7.6
1975-76	Jacky Dorsey	27	254	9.4
1974-75	Jacky Dorsey	25	296	11.8
1973-74	Billy Magarity	24	159	6.6
1972-73	Tim Bassett	26	368	14.2
1971-72	Tim Bassett	26	337	13.0
1970-71	Cauthen Westbrook	25	194	7.8
1969-70	Bob Lienhard	25	347	13.9
1968-69	Bob Lienhard	25	396	15.8
1967-68	Bob Lienhard	25	373	14.9
1966-67	Don Wix	26	194	7.5
1965-66	Jerry Waller	25	253	10.1
1964-65	Jerry Waller	24	258	10.8
1963-64	Jerry Waller	26	356	13.7
1962-63	Chuck Adamek	25	188	7.5
1961-62	Carlton Gill	24	226	9.4
1960-61	John Johnson	26	261	10.0
1959-60	Phillip Simpson	25	255	10.2

FT Percentage

Season	Player	G	FT-FTA	Pct.
2010-11	Dustin Ware	33	54-67	.806
2009-10	Dustin Ware	31	60-73	.822
2008-09	Terrance Woodbury	28	78-93	.839
2007-08	Billy Humphrey	30	69-83	.831
2006-07	Billy Humphrey	33	33-39	.846
2005-06	Channing Toney	30	42-52	.808
2004-05	Channing Toney	27	61-67	.910
2003-04	Damien Wilkins	30	118-150	.787
2002-03	Jarvis Hayes	27	69-88	.784
2001-02	Rashad Wright	32	81-105	.771
2000-01	D.A. Layne	31	87-108	.806
1999-00	D.A. Layne	30	107-131	.817
1998-99	Ray Harrison	30	68-91	.747
1997-98	Jumaine Jones	35	95-121	.785
1996-97	Ray Harrison	G	73-94	.777
1995-96	Katu Davis	31	75-98	.765
1994-95	Katu Davis	28	75-91	.824
1993-94	Cleveland Jackson	30	43-58	.741
1992-93	Ty Wilson	29	46-59	.780
1991-92	Litterial Green	29	136-198	.687
1990-91	Marshall Wilson	30	83-99	.838
1989-90	Marshall Wilson	30	90-114	.790
1988-89	Litterial Green	31	145-187	.775
1987-88	Alec Kessler	35	144-183	.787
1986-87	Willie Anderson	30	77-97	.794
1985-86	Horace McMillan	30	57-69	.826
1984-85	Donald Hartry	31	44-55	.800
1983-84	Joe Ward	28	55-61	.902
1982-83	James Banks	33	95-130	.731
1981-82	Eric Marbury	31	51-67	.761
1980-81	Dominique Wilkins	31	112-149	.752
1979-80	Terry Fair	27	74-104	.712
1978-79	Eric Marbury	27	56-70	.800
1977-78	Walter Daniels	27	76-106	.717

OUTLOOK

PLAYERS

STAFF

OPPONENTS

REVIEW

RECORDS

HISTORY

MEDIA



Miscellaneous Landmarks

OUTLOOK
PLAYERS
STAFF
OPPONENTS
REVIEW
RECORDS
HISTORY
MEDIA

Georgia's 100-Point Games

- 138 vs. Arkansas A&M (91) in 1967-68
- 124 vs. Western Kentucky (65) in 1990-91
- 122 vs. Southeast Christian College (2) in 1917-18
- 122 vs. Baptist College (62) in 1978-79
- 122 vs. Whittier (62) in 1979-80
- 117 vs. Mercer (50) in 1990-91
- 117 vs. Ole Miss (62) in 1990-91
- 117 vs. Delaware (75) in 1975-76
- 116 vs. Charleston Southern (59) in 1997-98
- 115 vs. LSU (95) in 1971-72
- 115 vs. Bethune-Cookman (58) in 1993-94
- 113 vs. Carson-Newman (67) in 1981-82
- 113 vs. Charleston Southern (59) in 1997-98
- 113 vs. Grambling State (74) in 1999-2000
- 112 vs. South Carolina (90) in 1963-64
- 112 vs. Rollins (77) in 1971-72
- 111 vs. Ole Miss (77) in 1967-68
- 109 vs. UNC-Asheville (65) in 1988-89
- 109 vs. Long Island (69) in 1991-92
- 108 vs. Vanderbilt (81) in 1989-90
- 108 vs. Buffalo (77) in 1976-77
- 108 vs. Troy State (65) in 1980-81
- 107 vs. Jacksonville State (65) in 2007-08
- 107 vs. Tennessee (86) in 1990-91
- 107 vs. Ole Miss (83) in 1989-90
- 107 vs. Sewanee (67) in 1968-69
- 106 vs. Kentucky (91) in 1989-90
- 105 vs. Valdosta State (74) in 2006-07
- 105 vs. South Carolina State (60) in 2006-07
- 105 vs. Georgia Tech (112) in 1990-91
- 105 vs. Yale (65) in 1984-85
- 105 vs. Baptist College (56) in 1987-88
- 105 vs. Tennessee Tech (90) in 1991-92
- 104 vs. Georgia College (66) in 1992-93
- 104 vs. Georgia State (64) in 1985-86
- 104 vs. Vanderbilt (80) in 1968-69
- 104 vs. Augusta College (60) in 1982-83
- 103 vs. Central Florida (54) in 1995-96
- 103 vs. Seattle (58) in 1986-87
- 103 vs. Winthrop (55) in 1993-94
- 102 vs. Sewanee (72) in 1971-72
- 102 vs. Southern Mississippi (76) in 1974-75
- 102 vs. Lenoir-Rhyne (74) in 1979-80
- 102 vs. Coastal Carolina (69) in 2000-01
- 101 vs. Vanderbilt (70) in 1985-86
- 101 vs. Marist (61) in 1994-95
- 101 vs. Florida (85) in 1994-95
- 100 vs. Davidson (12) in 1908-09
- 100 vs. Troy State (77) in 1979-80
- 100 vs. Augusta College (84) in 1988-89
- 100 vs. Savannah State (69) in 2004-05

Opponent 100-Point Games

- 143 Kentucky vs. Georgia (66) in 1955-56
- 117 Vanderbilt vs. Georgia (97) in 1965-66
- 116 Kentucky vs. Georgia (86) in 1969-70
- 112 Ga. Tech vs. Georgia (105) in 1990-91
- 112 Alabama vs. Georgia (76) in 1953-54
- 110 Tennessee vs. Georgia (83) in 1999-2000
- 108 Kentucky vs. Georgia (55) in 1958-59
- 107 Texas vs. Georgia (96) in 1993-94
- 107 Kentucky vs. Georgia (95) in 1970-71
- 106 Kentucky vs. Georgia (55) in 1953-54
- 106 Kentucky vs. Georgia (87) in 1967-68
- 106 Tennessee vs. Georgia (82) in 1976-77
- 105 Clemson vs. Georgia (94) in 1954-55
- 105 Ole Miss vs. Georgia (65) in 1955-56
- 105 Florida vs. Georgia (78) in 1961-62
- 105 Tennessee vs. Georgia (69) in 1974-75
- 104 Florida vs. Georgia (91) in 2010-11
- 104 Kentucky vs. Georgia (73) in 1967-68
- 103 Kentucky vs. Georgia (83) in 1963-64
- 103 Ole Miss vs. Georgia (52) in 1951-52
- 102 Kentucky vs. Georgia (82) in 1964-65
- 102 Vanderbilt vs. Georgia (80) in 1974-75
- 102 Iowa vs. Georgia (76) in 1988-89
- 101 Alabama vs. Georgia (74) in 1954-55
- 101 Florida State vs. Georgia (69) in 1961-62
- 101 Kentucky vs. Georgia (76) in 1976-77
- 101 Alabama vs. Georgia (73) in 1971-72
- 101 Florida vs. Georgia (76) in 1976-77
- 101 Vanderbilt vs. Georgia (89) in 1999-2000
- 100 Florida vs. Georgia (78) in 1993-94
- 100 LSU vs. Georgia (53) in 1953-54
- 100 Kentucky vs. Georgia (68) in 1953-54
- 100 Tennessee vs. Georgia (71) in 1965-66
- 100 Marquette vs. Georgia (70) in 1974-75
- 100 Texas vs. Georgia (88) in 1989-90

Miscellaneous Facts

- Total 100-Point Games by UGA..... 52
- Total Opponents' 100-Pt. Games 35
- First 100-Point Game in UGA History
..... 1908-09 season (UGA 100, Davidson 12)
- First Opponent 100-Point Game vs. UGA
..... 1/7/52 in Oxford (Ole Miss 103, UGA 52)
- First UGA 100-Point Game on the Road.....
..... 12/19/81 in Augusta (UGA 104, Augusta Coll. 60)
- Most Recent UGA 100-Point Game on the Road
..... 3/11/98 at Iowa City (UGA 100, Iowa 93)
- First Opponent 100-Point Game in Athens
..... 2/3/64 (Kentucky 103, UGA 83)
- Most Recent Opp. 100-Point Game in Athens
..... 1/25/11 (Florida 104, Georgia 91, 2OT)
- UGA 100-Point Games by Decade: 1900s: 1;
1910s: 1; 1960s: 5; 1970s: 10; 1980s: 11; 1990s:
21; 2000s: 3

Miscellaneous Landmarks

Georgia in the Polls

(Georgia's All-Time Appearances in the weekly national polls)

Season	Week	AP Ranking	USA Today Ranking
1969-70	2/10/70	20th	--
1981-82	Preseason	16th	--
1982-83	2/1/83	19th	--
	3/15/83	18th	15th
1983-84	Preseason	16th	--
	11/29/83	13th	--
	12/6/83	10th	--
	12/13/83	12th	--
	12/20/83	14th	--
	12/27/83	11th	--
	1/3/84	11th	--
	1/10/84	15th	--
	1/24/84	18th	--
1984-85	2/19/85	18th	--
	2/26/85	14th	--
	3/5/85	17th	--
	3/12/85	19th	--
1988-89	1/10/89	20th	--
1989-90	2/27/90	25th	--
	3/6/90	25th	--
1990-91	Preseason	21st	--
	11/27/90	17th	--
1990-91	12/4/90	13th	--
	12/11/90	11th	--
	12/18/90	17th	--
	12/25/90	17th	--

Season	Week	AP Ranking	USA Today Ranking
1995-96	12/18/95	18th	19th
	12/26/95	16th	t16th
	1/2/96	14th	14th
	1/8/96	19th	17th
	1/15/96	22nd	22nd
	1/22/96	--	24th
1996-97	1/7/97	24th	--
	1/14/97	21st	--
	3/4/97	24th	--
	3/11/97	17th	22nd
1997-98	Preseason	19th	22nd
	11/18/97	25th	22nd
	11/25/97	22nd	24th
	12/2/97	21st	22nd
	12/9/97	23rd	25th
	12/16/97	20th	21st
2000-01	1/29/01	25th	--
2001-02	1/14/02	20th	23rd
	1/21/02	15th	17th
	1/28/02	16th	17th
	2/4/02	17th	19th
	2/11/02	21st	22nd
	2/18/02	18th	20th
	2/25/02	16th	15th
	3/4/02	17th	19th

Season	Week	AP Ranking	USA Today Ranking
2002-03	Preseason	16th	16th
	11/18/02	18th	16th
	11/25/02	17th	18th
	1/6/03	20th	24th
	1/13/03	20th	22nd
	1/20/03	19th	22nd
	1/27/03	15th	17th
	2/3/03	17th	18th
	2/10/03	20th	22nd
	2/17/03	22nd	24th
	2/24/03	21st	22nd
	3/3/03	25th	25th
	3/10/03	21st	22nd
2010-11	1/10/11	24th	---

In addition, Georgia has been ranked in the following final season polls: 1983 AP (18th) and UPI (15th); 1997 AP (17th) and USA Today (22nd); 2002 AP (22nd) and 2003 AP (25th). Georgia was also ranked 16th in the final post-season USA Today poll in 1996.

NOTE: United Press International (UPI) sponsored the second national poll from 1954-1996. USA Today, along with other organizations, took over the sponsorship thereafter.

Georgia Coaches' All-Time Records

Coach	Full Seasons	Years	Games	Won	Lost	Pct.
Walter T. Forbes	2	1906-07	4	2	2	.500
C.O. Heidler	4	1908-10, 12	22	16	6	.727
W. A. Cunningham	2	1911, 1917	16	10	6	.625
Howell Peacock	4	1913-16	37	30	7	.811
Alfred W. Scott	1	1918	7	6	1	.857
Kennon Mott	1	1919	8	5	3	.625
Herman J. Stegeman	12	1920-31	248	170	78	.686
Rex Enright	6	1932-37	120	69	51	.575
Vernon Smith	1	1938	2	1	1	.500
Frank Johnson	1	1938	13	9	4	.692
Elmer Lampe	8	1938-46	167	81	86	.485
Ralph Jordan	3	1947-50	83	44	39	.530
Jim Whatley	2	1950-51	42	24	18	.571
Harbin "Red" Lawson	14	1952-65	353	112	241	.317
Ken Rosemond	8	1966-73	203	92	111	.453
John Guthrie	5	1974-78	132	46	86	.348
Hugh Durham	17	1979-95	524	298	216	.580
Orlando "Tubby" Smith	2	1995-97	64	45	19	.703
Ron Jirsa	2	1997-99	65	35	30	.538
Jim Harrick	4	1999-2003	120	37*	53	.411
Dennis Felton	5.6	2003-09	175	84	91	.480
Pete Herrmann	0.4	2009	12	3	9	.250
Mark Fox	2	2010-11	64	14	17	.452
TOTAL	106	1906-2011	2439	1284*	1189	.519

*30 wins — 11 in 2002 and 19 in 2003 — were later vacated because of NCAA sanctions.



Hugh Durham (1979-95) is Georgia's winningest all-time head basketball coach with 298 victories.



Team Statistics: 1986-2011

OUTLOOK
PLAYERS
STAFF
OPPONENTS
REVIEW
RECORDS
HISTORY
MEDIA

Year	G	FGM-FGA	Pct.	3FGM-3FGA	Pct.	FTM-FTA	Pct.	REB-Avg.	PF	PTS-Avg.
2010-11	32	823-1822	.452	156-456	.342	465-667	.697	1243-37.7	541	2267-68.7
Opponent	32	741-1866	.397	190-596	.319	453-648	.699	1084-32.8	565	2125-64.4
2009-10	31	759-1664	.456	150-410	.366	460-641	.718	1117-36.0	503	2128-68.6
Opponent	31	768-1782	.431	190-568	.335	424-576	.736	980-31.6	546	2150-69.4
2008-09	32	759-1842	.412	204-597	.342	355-556	.638	1203-37.6	535	2077-64.9
Opponent	32	827-1932	.428	207-627	.330	376-547	.687	1179-36.8	519	2237-69.9
2007-08	34	840-1956	.429	204-619	.330	430-633	.679	1295-38.1	612	2314-68.1
Opponent	34	829-1941	.427	215-684	.314	417-642	.650	1159-34.1	583	2290-67.4
2006-07	33	918-1989	.462	263-691	.381	378-567	.667	1250-37.9	574	2477-75.1
Opponent	33	814-1860	.438	257-715	.359	394-578	.682	1063-32.2	564	2279-69.1
2005-06	30	773-1793	.431	209-614	.340	355-545	.651	1045-34.8	586	2110-70.3
Opponent	30	757-1668	.454	174-499	.349	440-665	.662	1105-36.8	536	2128-70.9
2004-05	28	585-1480	.395	153-512	.299	360-568	.634	895-32.0	551	1683-60.1
Opponent	28	675-1462	.462	149-455	.327	399-608	.656	1005-35.9	544	1898-67.8
2003-04	30	664-1564	.425	179-524	.342	488-691	.706	1033-34.4	584	1995-66.5
Opponent	30	703-1557	.452	180-542	.332	386-582	.663	957-31.9	614	1972-65.7
2002-03	27	770-1659	.464	181-476	.380	417-584	.714	1010-37.4	465	2138-79.2
Opponent	27	716-1647	.435	183-541	.338	361-515	.701	990-36.7	511	1976-73.2
2001-02	32	871-1947	.447	189-588	.321	513-696	.737	1227-38.3	541	2444-76.4
Opponent	32	840-1954	.430	219-708	.309	372-561	.663	1154-36.1	611	2271-71.0
2000-01	31	845-1820	.464	142-411	.345	425-632	.672	1193-38.5	569	2257-72.8
Opponent	31	793-1826	.434	211-607	.348	461-675	.683	1049-33.8	582	2258-72.8
1999-2000	30	792-1716	.462	145-423	.343	418-641	.652	1174-39.1	501	2147-71.6
Opponent	30	831-1950	.426	228-657	.347	362-542	.668	1080-36.0	571	2252-75.1
1998-99	30	756-1741	.434	243-655	.371	393-572	.687	1087-36.2	580	2148-71.6
Opponent	30	761-1771	.430	194-542	.358	402-607	.662	1116-37.2	547	2118-70.6
1997-98	35	914-2163	.423	284-803	.354	542-777	.698	1360-38.9	682	2654-75.8
Opponent	35	882-2036	.433	207-610	.339	540-788	.685	1300-37.1	678	2511-71.7
1996-97	33	803-1833	.438	261-716	.365	509-778	.654	1276-38.7	631	2376-72.0
Opponent	33	747-1900	.393	191-622	.307	491-709	.693	1140-34.6	667	2176-65.9
1995-96	31	912-1947	.468	198-570	.347	434-652	.666	1235-39.8	572	2456-79.2
Opponent	31	756-1838	.411	203-618	.329	395-609	.649	1086-35.0	557	2110-68.1
1994-95	28	796-1719	.463	149-443	.336	434-672	.646	1144-40.9	497	2175-77.7
Opponent	28	712-1716	.415	172-482	.357	348-515	.676	999-35.7	566	1944-69.4
1993-94	30	894-1885	.474	167-460	.363	441-732	.603	1241-41.4	611	2396-79.9
Opponent	30	832-1938	.429	158-529	.299	484-694	.697	1120-37.3	611	2306-76.9
1992-93	29	822-1733	.474	170-436	.390	440-721	.610	1104-38.1	543	2254-77.7
Opponent	29	795-1755	.453	164-435	.377	420-605	.694	1008-34.8	587	2174-75.0
1991-92	29	798-1751	.456	146-374	.390	462-749	.617	1135-39.1	562	2204-76.0
Opponent	29	742-1690	.439	159-407	.391	466-668	.698	1030-35.5	623	2109-72.7
1990-91	30	872-1901	.459	211-550	.384	496-722	.687	1107-36.9	644	2451-81.7
Opponent	30	722-1654	.437	149-368	.405	548-767	.715	1094-36.5	604	2141-71.4
1989-90	29	803-1694	.474	165-397	.416	628-875	.718	1119-38.6	572	2399-82.7
Opponent	29	821-1809	.454	140-430	.326	434-636	.682	1053-36.3	690	2216-76.4
1988-89	31	848-1793	.473	129-325	.397	546-754	.724	1053-34.0	586	2371-76.5
Opponent	31	894-1825	.490	114-328	.348	433-601	.721	1071-34.6	602	2335-75.3
1987-88	36	994-2038	.488	118-311	.379	538-727	.740	1109-30.8	659	2644-73.4
Opponent	36	959-1988	.482	124-320	.378	464-625	.742	1137-31.5	665	2503-69.5
1986-87	30	860-1709	.503	73-196	.372	425-612	.694	1075-35.8	516	2218-73.9
Opponent	30	785-1719	.457	132-313	.422	372-541	.688	943-31.4	553	2070-69.0
1985-86	30	969-1855	.522	—	—	398-555	.717	1016-33.9	512	2336-77.9
Opponent	30	903-1797	.503	—	—	359-498	.721	963-32.1	533	2165-72.2



Team Statistics: 1960-85

Year	G	FGM-FGA	Pct.	3FGM-3FGA	Pct.	FTM-FTA	Pct.	Reb.-Avg.	PF	Pts.-Avg.
1984-85	31	977-1890	.516	—	—	424-638	.665	1066-34.4	591	2378-76.7
Opponent	31	841-1746	.482	—	—	389-572	.680	1047-33.8	605	2071-66.8
1983-84	30	883-1763	.501	—	—	392-535	.733	961-32.0	554	2158-71.9
Opponent	30	823-1647	.499	—	—	370-541	.684	947-31.6	522	2016-67.2
1982-83	34	997-1961	.508	—	—	531-789	.673	1135-33.4	613	2530-74.4
Opponent	34	909-1894	.480	—	—	376-533	.705	1110-32.7	700	2199-64.7
1981-82	31	866-1734	.497	—	—	420-636	.660	998-32.2	520	2152-69.4
Opponent	31	834-1692	.493	—	—	348-498	.699	988-31.9	575	2016-65.0
1980-81	31	890-1736	.513	—	—	460-650	.708	987-31.8	490	2240-72.3
Opponent	31	886-1833	.483	—	—	320-448	.714	1029-33.2	599	2092-67.6
1979-80	27	790-1577	.501	—	—	353-542	.651	983-36.4	445	1933-71.6
Opponent	27	747-1630	.458	—	—	280-427	.656	922-34.1	531	1774-65.7
1978-79	28	874-1675	.522	—	—	313-445	.703	890-31.8	502	2061-73.6
Opponent	28	871-1743	.499	—	—	335-468	.716	957-34.2	489	2077-74.2
1977-78	27	759-1613	.471	—	—	272-432	.630	998-37.0	582	1790-66.3
Opponent	27	743-1692	.439	—	—	428-610	.702	1041-38.6	481	1914-70.9
1976-77	27	810-1730	.468	—	—	316-515	.614	996-36.9	557	1936-71.7
Opponent	27	821-1790	.459	—	—	458-622	.736	1144-42.4	523	2094-77.6
1975-76	27	903-1941	.465	—	—	286-446	.641	1155-42.8	605	2092-77.5
Opponent	27	842-1804	.467	—	—	436-639	.682	1194-44.2	503	2120-78.5
1974-75	25	811-1810	.448	—	—	320-453	.706	1158-46.3	489	1942-77.7
Opponent	25	896-1937	.463	—	—	305-462	.660	1172-46.9	477	2097-83.9
1973-74	26	800-1742	.459	—	—	319-456	.700	1059-40.7	527	1919-73.8
Opponent	26	840-1764	.476	—	—	391-512	.764	1066-40.7	541	2071-79.7
1972-73	26	832-1800	.462	—	—	240-374	.642	1107-42.6	510	1904-73.2
Opponent	26	815-1721	.474	—	—	358-489	.732	1032-39.7	420	1988-76.5
1971-72	26	834-1665	.501	—	—	462-683	.676	1074-41.3	511	2130-81.9
Opponent	26	805-1685	.478	—	—	424-656	.646	1090-41.9	497	2034-78.2
1970-71	25	665-1477	.450	—	—	408-567	.720	955-38.2	443	1871-74.8
Opponent	25	703-1500	.469	—	—	465-647	.719	995-39.8	443	1871-74.8
1969-70	25	761-1537	.495	—	—	435-595	.731	1058-42.3	450	1957-78.3
Opponent	25	756-1675	.451	—	—	422-594	.710	969-38.3	433	1934-77.4
1968-69	25	815-1764	.462	—	—	417-565	.739	1186-45.4	457	2047-81.9
Opponent	25	797-1786	.446	—	—	399-580	.688	1081-43.2	433	1993-79.7
1967-68	25	785-1677	.470	—	—	485-659	.736	1155-46.2	413	2055-82.2
Opponent	25	774-1745	.445	—	—	357-522	.684	1047-41.9	484	1905-76.2
1966-67	26	663-1408	.474	—	—	454-598	.759	841-32.3	355	1780-68.5
Opponent	26	786-1653	.476	—	—	398-543	.733	1060-40.8	394	1970-75.8
1965-66	25	679-1391	.488	—	—	400-568	.705	932-37.3	394	1758-70.3
Opponent	25	767-1652	.465	—	—	329-491	.671	995-39.8	455	1863-74.5
1964-65	26	705-1646	.428	—	—	434-617	.705	1130-43.5	464	1844-70.9
Opponent	26	786-1835	.428	—	—	422-632	.668	1253-48.2	472	1994-76.7
1963-64	26	704-1670	.422	—	—	503-696	.723	1165-44.8	415	1911-73.5
Opponent	26	788-1817	.434	—	—	371-524	.708	1176-45.2	497	1947-74.9
1962-63	26	659-1656	.398	—	—	518-722	.717	1151-44.3	460	1836-70.6
Opponent	26	785-1825	.430	—	—	399-572	.697	1263-48.5	509	1969-75.5
1961-62	24	619-1512	.409	—	—	395-570	.692	962-40.0	393	1633-68.0
Opponent	24	736-1604	.459	—	—	383-518	.739	1064-44.3	484	1855-77.2
1960-61	26	790-1743	.453	—	—	370-605	.611	1204-46.3	417	1810-69.6
Opponent	26	729-1783	.409	—	—	425-592	.718	1273-48.9	449	1883-72.4
1959-60	25	671-1687	.398	—	—	417-629	.662	1259-50.4	463	1759-70.4
Opponent	25	666-1675	.398	—	—	449-659	.681	1190-47.6	580	1781-71.2

OUTLOOK

PLAYERS

STAFF

OPPONENTS

REVIEW

RECORDS

HISTORY

MEDIA



Starting Lineups: 1986-2011

OUTLOOK
PLAYERS
STAFF
OPPONENTS
REVIEW
RECORDS
HISTORY
MEDIA

2010-11 (W21, L12)

Pos., Player	PPG	RPG
F — Trey Thompkins	16.4	7.6
F — Travis Leslie	14.4	7.2
C — Jeremy Price	9.3	5.0
G — Gerald Robinson	12.2	2.7
G — Dustin Ware	8.0	2.9

2009-10 (W14, L17)

Pos., Player	PPG	RPG
F — Trey Thompkins	17.7	8.3
C — Jeremy Price	7.2	4.0
G — Travis Leslie	14.8	6.8
G — Ricky McPhee	9.6	2.8
G — Dustin Ware	8.2	1.8

2008-09 (W12, L20)

Pos., Player	PPG	RPG
F — Trey Thompkins	12.6	7.4
C — Albert Jackson	4.5	3.8
G — Terrance Woodbury	14.0	4.6
G — Corey Butler	6.7	4.0
G — Dustin Ware	7.2	1.7

2007-08 (W17, L17)

Pos., Player	PPG	RPG
F — Albert Jackson	3.7	4.3
C — Dave Bliss	7.6	5.6
G — Billy Humphrey	12.2	3.5
G — Terrance Woodbury	11.0	4.1
G — Sundiata Gaines	14.8	6.0

2006-07 (W19, L14)

Pos., Player	PPG	RPG
F — Takais Brown	14.2	5.6
C — Dave Bliss	4.0	3.2
G — Billy Humphrey	7.5	3.5
G — Levi Stukes	12.5	2.5
G — Sundiata Gaines	10.5	5.7

2005-06 (W15, L15)

Pos., Player	PPG	RPG
F — Steve Newman	4.9	2.0
C — Dave Bliss	4.4	3.4
G — Channing Toney	8.5	2.7
G — Levi Stukes	11.6	3.1
G — Sundiata Gaines	10.3	5.1

2004-05 (W8, L20)

Pos., Player	PPG	RPG
F — Steve Newman	7.2	4.1
C — Dave Bliss	7.2	5.4
G — Channing Toney	9.8	3.0
G — Levi Stukes	15.2	3.5
G — Sundiata Gaines	12.0	4.9

2003-04 (W16, L14)

Pos., Player	PPG	RPG
F — Jonas Hayes	11.9	5.3
F — Chris Daniels	10.2	8.1
C — Damien Wilkins	12.6	5.4
G — Levi Stukes	9.5	2.6
G — Rashad Wright	14.4	2.9

2002-03 (W0, L8)

Pos., Player	PPG	RPG
F — Jarvis Hayes	18.3	4.4
F — Chris Daniels	9.8	7.1
C — Steve Thomas	10.2	7.3
G — Ezra Williams	16.6	5.0
G — Rashad Wright	7.8	2.6

2001-02 (W11, L10)

Pos., Player	PPG	RPG
F — Jarvis Hayes	18.6	5.2
F — Chris Daniels	11.3	8.0
C — Steve Thomas	8.4	6.4
G — Ezra Williams	16.5	5.4
G — Rashad Wright	9.1	2.4

2000-01 (W16, L15)

Pos., Player	PPG	RPG
F — Ezra Williams	7.8	4.4
F — Shon Coleman	12.4	8.2
C — Anthony Evans	14.7	8.7
G — D.A. Layne	18.3	2.3
G — Rashad Wright	3.8	1.9

1999-2000 (W10, L20)

Pos., Player	PPG	RPG
F — Adrian Jones	7.8	4.4
F — Shon Coleman	12.4	8.2
C — Anthony Evans	14.7	8.7
G — D.A. Layne	18.3	2.3
G — Moses White	3.8	1.9

1998-99 (W15, L15)

Pos., Player	PPG	RPG
F — Michael Chadwick	9.4	5.6
F — Jumaine Jones	18.8	9.5
C — Jon Nordin	4.5	2.7
G — D.A. Layne	12.7	2.8
G — G.G. Smith	8.5	2.3

1997-98 (W20, L15)

Pos., Player	PPG	RPG
F — Michael Chadwick	8.7	4.1
F — Jumaine Jones	14.7	8.5
C — Larry Brown	6.3	4.2
G — Ray Harrison	11.9	3.0
G — G.G. Smith	13.5	2.9

1996-97 (W24, L9)

Pos., Player	PPG	RPG
F — Michael Chadwick	12.4	5.5
F — Jon Nordin	4.0	2.2
C — Lorenzo Hall	5.9	5.3
G — Ray Harrison	11.0	4.1
G — G.G. Smith	9.5	2.4

1995-96 (W21, L10)

Pos., Player	PPG	RPG
F — Carlos Strong	13.5	6.4
F — Shandon Anderson	14.9	5.5
C — Terrell Bell	6.3	6.3
G — Katu Davis	15.8	4.5
G — Perthia Robinson	8.7	3.3

1994-95 (W18, L10)

Pos., Player	PPG	RPG
F — Carlos Strong	14.2	6.9
F — Shandon Anderson	13.3	5.2
C — Charles Claxton	12.1	7.9
G — Katu Davis	11.0	3.3
G — Perthia Robinson	6.1	4.0

1993-94 (W14, L16)

Pos., Player	PPG	RPG
F — Cleveland Jackson	7.7	3.0
F — Carlos Strong	11.1	6.1
C — Charles Claxton	10.9	7.9
G — Shandon Anderson	13.8	5.6
G — Bernard Davis	11.2	1.7

1992-93 (W15, L14)

Pos., Player	PPG	RPG
F — Cleveland Jackson	11.0	2.9
F — Carlos Strong	9.2	5.7
C — Charles Claxton	11.5	6.6
G — Ty Wilson	8.5	2.8
G — Bernard Davis	9.0	2.0

1991-92 (W15, L14)

Pos., Player	PPG	RPG
F — Kendall Rhine	10.8	6.6
F — Mike Green	5.9	4.3
C — Charles Claxton	9.4	6.6
G — Litterial Green	19.5	3.0
G — Bernard Davis	7.9	1.9

1990-91 (W17, L13)

Pos., Player	PPG	RPG
F — Marshall Wilson	13.1	3.7
F — Antonio Harvey	7.2	4.3
C — Neville Austin	4.0	5.3
G — Litterial Green	20.6	2.6
G — Rod Cole	10.8	3.8

1989-90 (W20, L9)

Pos., Player	PPG	RPG
F — Alec Kessler	21.0	10.4
F — Marshall Wilson	12.0	5.3
C — Neville Austin	6.2	6.0
G — Litterial Green	17.5	2.7
G — Rod Cole	11.0	3.5

1988-89 (W15, L16)

Pos., Player	PPG	RPG
F — Marshall Wilson	7.4	4.4
F — Rod Cole	6.3	1.7
C — Alec Kessler	19.2	9.7
G — Litterial Green	15.5	1.8
G — Pat Hamilton	12.7	3.0

1987-88 (W20, L16)

Pos., Player	PPG	RPG
F — Toney Mack	15.3	5.1
F — Rod Cole	3.9	2.0
C — Alec Kessler	12.6	5.6
G — Willie Anderson	16.7	5.1
G — Pat Hamilton	10.2	2.3

1986-87 (W18, L12)

Pos., Player	PPG	RPG
F — Derrick Kirce	4.2	3.4
F — Chad Kessler	12.0	6.0
C — Eric Burdette	5.6	5.3
G — Dennis Williams	15.7	4.9
G — Willie Anderson	15.9	4.1

1985-86 (W17, L13)

Pos., Player	PPG	RPG
F — Joe Ward	15.6	5.3
F — Horace McMillan	10.6	5.9
C — David Dunn	9.0	3.0
G — Donald Hartry	13.2	2.0
G — Dennis Williams	8.9	3.0



Starting Lineups: 1961-85



1984-85 (W22, L9)

Pos., Player	PPG	RPG
F — Joe Ward	12.0	7.1
F — Richard Corhen	6.4	5.2
C — Cedric Henderson	15.5	7.1
G — Donald Hartry	9.7	1.9
G — Gerald Crosby	8.3	2.5

1983-84 (W17, L13)

Pos., Player	PPG	RPG
F — Joe Ward	9.3	5.1
F — James Banks	13.8	5.3
C — Richard Corhen	5.5	6.3
G — Vern Fleming	19.8	4.0
G — Gerald Crosby	9.9	1.7

1982-83 (W24, L10)

Pos., Player	PPG	RPG
F — Lamar Heard	7.1	6.6
F — James Banks	14.0	5.4
C — Terry Fair	13.7	6.6
G — Vern Fleming	16.9	4.7
G — Gerald Crosby	11.0	1.4

1981-82 (W19, L12)

Pos., Player	PPG	RPG
F — Dominique Wilkins	21.3	8.1
F — James Banks	9.2	5.2
C — Terry Fair	8.8	6.1
G — Eric Marbury	10.4	1.9
G — Vern Fleming	9.9	3.9

1980-81 (W19, L12)

Pos., Player	PPG	RPG
F — Dominique Wilkins	23.6	7.5
F — James Banks	8.7	5.0
C — Terry Fair	12.5	7.7
G — Eric Marbury	11.3	2.6
G — Vern Fleming	10.0	2.7

1979-80 (W14, L13)

Pos., Player	PPG	RPG
F — Dominique Wilkins	18.6	6.5
F — Terry Fair	13.6	10.0
C — Lavon Mercer	11.5	7.8
G — Eric Marbury	12.5	2.9
G — Jimmy Daughtry	10.6	2.0

1978-79 (W14, L14)

Pos., Player	PPG	RPG
F — Ron Webb	8.1	5.0
F — Eric Marbury	11.8	2.7
C — Lavon Mercer	13.4	7.7
G — Walter Daniels	21.9	2.5
G — Jimmy Daughtry	9.2	2.9

1977-78 (W11, L16)

Pos., Player	PPG	RPG
F — Lucius Foster	11.9	8.5
F — Curtis Jackson	11.9	3.6
C — Lavon Mercer	10.5	8.6
G — Walter Daniels	16.4	3.9
G — Jimmy Daughtry	3.8	1.6

1976-77 (W9, L18)

Pos., Player	PPG	RPG
F — David Reavis	14.3	5.1
F — Curtis Jackson	14.2	5.1
C — Lavon Mercer	12.0	7.6
G — Walter Daniels	11.5	3.6
G — Tony Flanagan	10.9	4.4

1975-76 (W12, L15)

Pos., Player	PPG	RPG
F — Jacky Dorsey	21.8	9.4
F — Curtis Jackson	5.9	3.4
C — Lucius Foster	12.6	8.1
G — Walter Daniels	15.0	4.0
G — Tony Flanagan	10.7	3.4

1974-75 (W8, L17)

Pos., Player	PPG	RPG
F — Jacky Dorsey	25.8	11.8
F — Billy Magarity	14.4	7.2
C — Steve Waxman	2.4	2.4
G — JoJo Hicks	5.2	3.6
G — Tony Flanagan	12.8	3.0

1973-74 (W6, L20)

Pos., Player	PPG	RPG
F — Bill Magarity	16.8	6.6
F — Charlie Anderson	14.4	6.3
C — Steve Waxman	6.8	5.2
G — Ed Peterson	9.7	1.5
G — Tim Goski	7.1	1.2

1972-73 (W10, L16)

Pos., Player	PPG	RPG
F — Dick Toth	7.3	5.8
F — John Fraley	10.8	4.0
C — Tim Bassett	17.0	14.2
G — Ronnie Hogue	16.5	4.2
G — Gino Gianfrancesco	6.2	1.3

1971-72 (W14, L12)

Pos., Player	PPG	RPG
F — Dick Toth	9.6	7.1
F — John Fraley	20.3	4.5
C — Tim Bassett	11.8	13.0
G — Ronnie Hogue	20.5	4.3
G — Gino Gianfrancesco	8.5	1.5

1970-71 (W6, L19)

Pos., Player	PPG	RPG
F — Ronnie Hogue	16.2	7.4
F — Cauthen Westbrook	15.3	7.8
C — Dick Toth	7.9	7.1
G — Gino Gianfrancesco	10.4	1.5
G — Barry Cohen	8.2	2.6

1969-70 (W13, L12)

Pos., Player	PPG	RPG
F — Cauthen Westbrook	10.6	5.3
F — Herb White	9.8	6.4
C — Bob Lienhard	21.3	13.9
G — Lanny Taylor	16.6	2.5
G — Jerry Epling	12.2	3.8

1968-69 (W13, L12)

Pos., Player	PPG	RPG
F — Cort Neagle	6.4	6.0
F — Tom Brennan	6.6	2.8
C — Bob Lienhard	23.8	15.8
G — Jerry Epling	18.0	3.0
G — Lanny Taylor	12.0	2.4

1967-68 (W17, L8)

Pos., Player	PPG	RPG
F — Jim Youngblood	14.9	6.0
F — Ray Jeffords	12.6	9.4
C — Bob Lienhard	21.3	14.9
G — Jerry Epling	14.7	3.4
G — Dick McIntosh	8.6	1.7

1966-67 (W9, L17)

Pos., Player	PPG	RPG
F — Jim Youngblood	15.1	7.1
F — Frank Harscher	13.9	4.2
C — Don Wix	13.2	7.5
G — Dick McIntosh	13.9	1.9
G — Tom Duggins	4.2	1.0

1965-66 (W10, L15)

Pos., Player	PPG	RPG
F — Ray Jeffords	13.8	8.7
F — Frank Harscher	9.3	3.2
C — Jerry Waller	14.9	10.1
G — Dick McIntosh	11.5	2.1
G — Lee Martin	7.6	2.3

1964-65 (W8, L18)

Pos., Player	PPG	RPG
F — Jerry Waller	16.8	10.8
F — Ray Jeffords	5.6	6.9
C — Mack Crenshaw	5.1	5.2
G — Jimmy Pitts	18.5	3.5
G — Dwayne Powell	14.2	3.7

1963-64 (W12, L14)

Pos., Player	PPG	RPG
F — Jerry Waller	15.2	13.7
F — Charles Bagby	11.2	4.8
C — Mack Crenshaw	7.0	7.3
G — Jimmy Pitts	18.7	3.6
G — Billy Rado	12.3	3.0

1962-63 (W9, L17)

Pos., Player	PPG	RPG
F — Charles Bagby	9.8	4.3
F — Carlton Gill	7.4	6.6
C — Harold Morris	7.2	4.9
G — Jimmy Pitts	10.5	3.0
G — Billy Rado	19.0	4.1

1961-62 (W8, L16)

Pos., Player	PPG	RPG
F — Carlton Gill	12.6	9.4
F — Chuck Adamek	11.0	7.9
C — Harold Morris	10.3	7.0
G — Charles Bagby	7.5	2.7
G — Allan Johnson	17.6	3.2

1960-61 (W8, L18)

Pos., Player	PPG	RPG
F — Phillip Simpson	14.5	10.0
F — Don Keiser	11.9	5.2
C — John Johnson	11.2	10.0
G — Allan Johnson	14.9	2.7
G — Pat Casey	6.1	5.1

OUTLOOK

PLAYERS

STAFF

OPPONENTS

REVIEW

RECORDS

HISTORY

MEDIA



Overtime Games

OUTLOOK
PLAYERS
STAFF
OPPONENTS
REVIEW
RECORDS
HISTORY
MEDIA

Year	Opponent	Site	W/L	Score
1905-06	Georgia Tech	Atlanta	L	11-12
1917-18	A.A.C.	Athens	W	30-23
1919-20	Macon YMCA	Macon	L	39-43
1929-30	Florida	Gainesville	W	35-34
	Kentucky	Athens	L	21-22
1932-33	Tulane	New Orleans	W	41-39
1934-35	Clemson (2)	Clemson	W	44-43
	Georgia Tech	Athens	L	39-49
1937-38	Florida	Gainesville	L	32-38
1940-41	South Carolina	Athens	L	44-48
1942-43	Fort Benning	Columbus	L	31-32
1947-48	Alabama	Athens	W	47-44
1948-49	Georgia Tech	Atlanta	W	74-60
1950-51	Auburn	Auburn	L	68-69
1959-60	Alabama	Tuscaloosa	L	60-64
	Mississippi State	Starkville	W	67-62
	Ole Miss	Oxford	L	63-65
1963-64	Clemson	Athens	L	81-83
1964-65	Tulane	New Orleans	W	86-83
	Florida State	Athens	L	55-64
	Alabama (2)	Athens	L	67-72
1965-66	TCU	Athens	W	76-75
	Kentucky (2)	Athens	L	65-69
1966-67	Vanderbilt	Athens	L	41-51
1968-69	Ole Miss	Oxford	W	85-82
	LSU (2)	Athens	L	80-90
1969-70	Brigham Young (2)	Philadelphia	L	82-89
1970-71	Davidson	Athens, Ga.	L	75-77
	Mississippi State	Athens, Ga.	L	66-67
1971-72	Vanderbilt	Nashville, Tenn.	L	76-80
	Mississippi State	Starkville, Miss.	L	58-62
	Tennessee	Knoxville, Tenn.	L	68-71
1974-75	Wisconsin	Milwaukee, Wis.	W	91-89
	LSU	Baton Rouge, La.	L	90-96
	Auburn	Athens, Ga.	W	93-90
1975-76	Vanderbilt	Nashville, Tenn.	L	85-95
	Alabama	Athens, Ga.	L	67-69
	Vanderbilt (2)	Athens, Ga.	L	69-71
1976-77	Evansville	Athens, Ga.	W	88-86
	South Carolina	New Orleans, La.	L	73-74
	Kentucky	Lexington, Ky.	L	59-64
	Alabama	Athens, Ga.	L	74-78
1977-78	Ohio State	Louisville, Ky.	W	84-80
	Louisville	Louisville, Ky.	W	71-70
1978-79	Tennessee (3)	Knoxville, Tenn.	L	81-87
	Florida	Gainesville, Fla.	W	63-62
	Auburn (4)	Birmingham, Ala.	L	91-95
1979-80	LSU (2)	Athens, Ga.	W	73-72



Jeremy Price reacts after making a key basket last season vs. Auburn, Georgia's most recent overtime game at Stegeman Coliseum.

Year	Opponent	Site	W/L	Score
	Alabama	Athens, Ga.	L	64-66
	Auburn	Athens, Ga.	L	65-69
1980-81	Kentucky (2)	Athens, Ga.	L	68-71
	Mississippi State	Starkville, Miss.	W	68-65
	Tennessee	Athens, Ga.	W	76-75
1983-84	Vanderbilt	Nashville, Tenn.	L	74-81
	LSU	Baton Rouge, La.	L	68-69
	Ole Miss	Oxford, Miss.	L	54-56
	UT-Chattanooga	Chattanooga, Tenn.	L	69-74
1984-85	Villanova	Atlanta, Ga.	W	75-68
	Tennessee (2)	Athens, Ga.	L	79-80
1985-86	Auburn	Athens, Ga.	L	86-87
1986-87	Auburn	Auburn, Ala.	L	58-62
	LSU (2)	Baton Rouge, La.	W	94-92
	Alabama	Tuscaloosa, Ala.	L	74-83
	LSU	Atlanta, Ga.	L	88-89
	Kansas State	Salt Lake City, Utah	L	79-82
1988-89	Ole Miss	Athens, Ga.	L	70-74
	Mississippi State	Athens, Ga.	L	85-86
1989-90	LSU	Baton Rouge, La.	W	94-92
	Vanderbilt	Orlando, Fla.	L	74-78
1990-91	Vanderbilt	Nashville, Tenn.	L	74-75
	Georgia Tech (3)	Atlanta, Ga.	L	105-112
	Auburn	Athens, Ga.	L	58-59
	Pittsburgh	Louisville, Ky.	L	68-76
1992-93	Florida	Athens, Ga.	L	77-81
1993-94	Auburn	Auburn, Ala.	W	83-80
	Kentucky	Athens, Ga.	W	94-90
1994-95	Pittsburgh (2)	Atlanta, Ga.	W	87-86
1995-96	Syracuse	Denver, Colo.	L	81-83
1996-97	Maryland	Honolulu, Hawaii	W	73-65
	Florida	Athens, Ga.	W	77-70
1997-98	North Carolina	Athens, Ga.	L	80-82
1998-99	Georgia Tech	Atlanta, Ga.	L	79-84
	Fresno State	Atlanta, Ga.	L	82-86
	Kentucky	Athens, Ga.	L	83-91
	South Carolina	Columbia, S.C.	L	66-70
1999-00	Furman	Greenville, S.C.	W	86-82
2000-01	Auburn	Athens, Ga.	W	85-80
	Tennessee (2)	Athens, Ga.	W	77-75
2001-02	South Carolina	Athens, Ga.	W	82-75
	Tennessee	Knoxville, Tenn.	L	63-71
2002-03	California	Anaheim, Calif.	W	78-73
	Tennessee	Athens	W	81-76
	South Carolina	Columbia, S.C.	W	60-55
2003-04	Gonzaga	Spokane, Wash.	L	76-82
	Georgia Tech (2)	Athens	W	83-80
2004-05	Oregon State	Atlanta	W	76-74
	Wofford	Athens	W	93-89
2005-06	South Carolina	Columbia, S.C.	W	64-61
2006-07	Kentucky	Athens	W	78-69
2007-08	Ole Miss	Atlanta, Ga.	W	97-95
	Kentucky	Atlanta, Ga.	W	60-56
2008-09	Wofford	Athens	W	74-73
	Texas A&M-CC	Athens	L	79-80
2009-10	Vanderbilt	Nashville, Tenn.	L	94-96
2010-11	Notre Dame (2)	Orlando, Fla.	L	83-89
	Florida (2)	Athens	L	91-104
	Auburn	Athens	W	81-72
	Alabama	Atlanta, Ga.	L	59-65

Number in parentheses indicates multiple overtime periods.

Overall Record	44-65 (.404)
Home	20-27 (.426)
Away	16-26 (.381)
Neutral	8-12 (.400)
Multiple Overtimes	5-13 (.278)



Miscellaneous Landmarks

Largest Victory Margins

Overall			
120	1917-18	S.E. Christian (A)	122-2
88	1908-09	Davidson (H)	100-12
80	1912-13	Auburn (H)	92-12
80	1912-13	Auburn (A)	92-12
72	1916-17	Auburn (H)	90-18
69	1908-09	Georgia Tech (H)	78-9
67	1915-16	Auburn (H)	81-14
67	1990-91	Mercer (A)	117-50
66	1915-16	Rome Athletic Club (A)	75-9
65	1917-18	Mercer (H)	74-9
65	1926-27	Ft. McPherson (A)	80-15

Home			
88	1908-09	Davidson	100-12
80	1912-13	Auburn	92-12
72	1916-17	Auburn	90-18
69	1908-09	Georgia Tech	78-9
67	1915-16	Auburn	81-14
65	1917-18	Mercer	74-9
64	1913-14	Auburn	80-16
62	1912-13	Clemson	77-15
60	1978-79	Baptist College	122-62
60	1979-80	Whittier	122-62
59	1990-91	Western Kentucky	124-65

Stegeman Coliseum			
60	1978-79	Baptist College	122-62
60	1979-80	Whittier	122-62
59	1990-91	Western Kentucky	124-65
57	1993-94	Bethune-Cookman	115-58
	1997-98	Charleston Southern	116-59
55	1990-91	Ole Miss	117-62
49	1987-88	Baptist College	105-56
	1995-96	Central Florida	103-54
48	1993-94	Winthrop	103-55
47	1967-68	Arkansas A&M	138-91
46	1981-82	Carson Newman	113-67
45	2006-07	South Carolina State	105-60

Away			
120	1917-18	S.E. Christian	122-2
80	1912-13	Auburn	92-12
67	1990-91	Mercer	117-50
66	1915-16	Rome Athletic Club	75-9
65	1926-27	Ft. McPherson	80-15
59	1912-13	Georgia Tech	71-12
58	1915-16	Savannah Ath. Club	67-9
58	1915-16	Savannah Ath. Club	69-11
56	1908-09	Georgia Tech	69-13
45	1990-91	Richmond	90-45
44	1995-96	Georgia Southern	88-44

Largest Defeat Margins

Overall			
77	1955-56	Kentucky (@Louisville)	66-143
55	1948-49	Kentucky (A)	40-95
53	1958-59	Kentucky (A)	55-108
51	1951-52	Ole Miss(A)	52-103
51	1953-54	Kentucky (A)	55-106
47	1950-51	Kentucky (A)	41-88
47	1953-54	LSU (A)	53-100
46	1954-55	Kentucky (A)	40-86
41	1946-47	Kentucky (A)	40-81
40	1951-52	Kentucky (@Louisville)	55-95
40	1955-56	Ole Miss (A)	65-105

Home			
39	1946-47	Kentucky	45-86
37	1947-48	Kentucky	51-88
36	1961-62	Auburn	47-83
36	1974-75	Tennessee	69-105
35	1942-43	Vanderbilt	31-66
32	1942-43	Kentucky	28-60
32	1943-44	ASTP	39-71
30	1948-49	Tulane	62-92
29	1910-11	Columbus YMCA	11-40
29	1942-43	Kentucky	30-59

Stegeman Coliseum			
36	1974-75	Tennessee	69-105
25	1976-77	Florida	76-101
24	1976-77	Auburn	71-95
24	1975-76	Auburn	70-94
24	1985-86	Georgia Tech	65-89
23	1994-95	Kentucky	74-97
22	1993-94	Florida	78-100
22	1966-67	Mississippi State	71-93
21	1970-71	Auburn	58-79
21	1976-77	Georgia Tech	43-64
21	1996-97	Kentucky	65-86
20	2003-04	Winthrop	60-80

Away			
77	1955-56	Kentucky	66-143
55	1948-49	Kentucky	40-95
53	1958-59	Kentucky	55-108
51	1951-52	Ole Miss	52-103
51	1953-54	Kentucky	55-106
47	1950-51	Kentucky	41-88
47	1953-54	LSU	53-100
46	1954-55	Kentucky	40-86
41	1946-47	Kentucky	40-81
40	1951-52	Kentucky	55-95
40	1955-56	Ole Miss	65-105

OUTLOOK

PLAYERS

STAFF

OPPONENTS

REVIEW

RECORDS

HISTORY

MEDIA



All-Time Jersey Numbers

OUTLOOK
PLAYERS
STAFF
OPPONENTS
REVIEW
RECORDS
HISTORY
MEDIA

00

Younes Idrissi 2005-06

1

Brian Watts 2001-02
Julian Williams 2004-05
Kendrick Johnson 2006
Jeremy Jacob 2007-08
Travis Leslie 2010-11
KENTAVIOUS CALDWELL-POPE PRESENT

2

Louis Christo 1949-50
Mike Dean 2002-03
Sundiata Gaines 2004-08
DeMario Mayfield 2009-10
MARCUS THORNTON PRESENT

3




Charles Bryant 1950-51
Louis McGee 1952-54
Eric Marbury 1979-82
David Taylor 1996-97
Moses White 1999-00
Rashad Wright 2000-04
Kevin Brophy 2005-06
DUSTIN WARE PRESENT

4

Marvin Satterfield 1952-54
Bill Penland 1949-50
Jack Turner 1951-52
Gerald Crosby 1982-85
Ty Wilson 1992-95
G.G. Smith 1995-96
Larry Brown 1996-98
Sean Faulkner 1998-99
Anthony Evans 2000-01
Scott Prah 2003-04
Chris Barnes 2007-11

5

E.L. Rainey 1947-49
Kermith Hall 1951-53
Steve Jones 1993-96
Ezra Williams 2001-03
Buzz Wehunt 2004-05
Zac Swansey 2008-09
Ebuka Anyaorah 2009-10
Tim Dixon Present



(L-R) G.G. Smith, Larry Brown and Travis Leslie were three of many Bulldogs who changed their jersey numbers during their careers.

6

Bob Healey 1947-50

7

Dick Thomas 1948-50

8

Lonnie O'Quinn 1949-50
Zippy Morocco 1950-51

9

Minton Williams 1949-51

10

Sonny Dykes 1951-52
Ray Allen 1956-58
Don Keiser (R) 1958-60
Allan Johnson (H) 1960-62
Lee Martin 1964-66
Nick Gimpel 1968-70
Steve Zilko 1971-73
Vern Fleming 1981-84
Eric DeYoung 1997-99
Scott Hamilton 2000-01
Jay McAuley 2003-06
Ricky McPhee 2009-10

11

Bob Schloss 1948-51
Zippy Morocco 1951-53
Allen Parrish 1952-55
Don Hartsfield 1956-57
Dick McIntosh 1966-68
Litterial Green 1989-92
Pertha Robinson 1993-96
Adrian Jones 1996-2001
Mike Brittain 2001-02
VINCENT WILLIAMS PRESENT

12

Earl Davis 1948-51
Morris Dinwiddie 1955-56
Barry Cohen 1970-71
Dennis Williams 1984-87
Jody Patton 1988-91
Brian Peterson 1993-96

G.G. Smith 1996-99
Jay Crowell 1999-00
Damien Wilkins 2002-04
Blake Davenport 2004-05
MATT BUCKLIN PRESENT

13

Joe Jordan 1948-51
Gordon Darrah (R) 1959-61
Tim Bassett 1972-73
Bryan Drafts 1974-76
Joe Childers 1978-80
Katu Davis 1995-96
Badi Oliver 1996-2000
Mike Bucklin 2003-04

14

Sonny Dykes 1949-50
John Marshall 1951-52
Bill Shain 1952-53
Henry Cabaniss 1956-58
Pat Casey (R) 1959-61
Dwayne Powell 1964-67
Jerry Epling 1968-70
Gary Adler 1972-73
Mark Slonaker 1976-79
Pat Hamilton 1986-89
Jamil Hardwick 1999-2000
Ryan Pevey 2000-02
Levi Stukes 2004-07

15

Walter Daniels 1976-79
Devin Baker 1996-97
Mike Patrick 2000-02
Steve Newman 2004-07
DONTE WILLIAMS PRESENT

16

Ryle Tatum 1949-50
George Bell 1954-56

17

Jim Umbricht 1950-52

18

Johnny Carson 1951-53
Virgil Mills 1955-57

20

W.C. Jones 1954-56
Peter Marsh (R) 1959-60
Jimmy Pitts 1963-65
Tom Brennan 1969-71
Dave Lucey 1974-76
John Wimberly 1978-79
Derrick Floyd 1980-83
Melvin Howard 1984-85

NOTE:
The letters "R" and "H" in parentheses represent a player's home and road jersey numbers.



All-Time Jersey Numbers

Jumaine Jones 1998-99
 Troy Brewer 2008-09
CONNOR NOLTE PRESENT

21

Sonny Poss 1957-59
 Tony Flanagan 1975-78
 Dominique Wilkins 1980-82
 Toney Mack 1986-88

22

John Johnson (R) 1959-62
 Billy Rado 1963-64
 Frank Harscher 1966-67
 Lanny Taylor 1969-71
 Horace McMillan 1983-86
 Rod Cole 1988-91
 Bernard Davis 1991-94
 Phenizee Ransom 1996-98
 Terrence Edwards 1998-99
 P.J. Bullock 2005-06
 Travis Leslie 2009
GERALD ROBINSON, JR. PRESENT

23

Bill Ensley 1954-57
 Ray Harrison 1996-99
 Fred Gibson 2002-03
 Corey Butler 2006-09
SHERRARD BRANTLEY PRESENT

24

Bill Ensley 1957-58
 John Barnard (R) 1959-60
 Don Keiser (H) 1959-61
 Herb White 1968-70
 John Fraley 1972-73
 Chad Kessler 1984-87
 Reggie Tinch 1991-92
 Michael Chadwick 1996-99
 Jarvis Hayes 2001-03

25

Harold Krafchik 1957-58
 Allan Johnson (R) 1960-62
 James Banks 1981-84
 Carlos Strong 1993-96
 Nick Temen 1999-00
 Daniel Szymanek 2002-03
 Channing Toney 2005-06
 Ebuka Anyaorah 2009
TYLER WHATLEY PRESENT

30

Bob Chaney 1957-59
 Pat Casey (H) 1959-61
 Donald Hartry 1983-86
 Tommy Wainwright 2004-05
 Terrance Woodbury 2006-09

31

Lamar Potts 1952-55
 Don Hartsfield 1957-58

Charles Bagby 1961-62
 Tom Duggins 1965-67
 Mark Shufelt 1968-69
 Charlie Dorsey 1975-77
 Richard Corhen 1982-85
 Kris Nordholz 1993-96
 Billy Humphrey 2005-08

32

Fred Edmondson 1957-59
 Charles Bagby 1963-64
 Ray Jeffords 1965-68
 Charlie Anderson 1972-74
 Lamar Heard 1980-83
 Joe Ward 1984-86
 Larry Brown 1995-96
 Lorenzo Hall 1996-98
 D.A. Layne 1999-2001
 Alex Evans 2004-05
JOHN FLORVEUS PRESENT

33

Cort Nagle 1968-70
 Billy Magarity 1973-75
 Lavon Mercer 1977-80
 Alec Kessler 1987-90
 Charles Claxton 1992-95
 Derrick Dukes 1996-98
 Shawn Fields 1998-2000
 Jonas Hayes 2001-04
 Matt Womack 2004-05
 Mike Mercer 2005-07
 Trey Thompkins 2009-11

34

Ken Taylor 1959-61
 Robb Dryden 1997-2001
 Wayne Arnold 2003
 Corey Gibbs 2004-05
 Albert Jackson 2007-10

35

Terry Fair 1980-83
 Cedric Henderson 1984-85
 Neville Austin 1988-91

40

Jim Youngblood 1966-68
 Barry Cohen 1969-70
 Ronnie Hogue 1971-73
 Willie Anderson 1985-88
 Shandon Anderson 1993-96
 Richard Wehunt 2002-03
 Sam Greavu 2005-06

41

Rick Mill 1964-65
 Tom Superka 1968-70
 Gino Gianfrancesco 1971-73
 Drazen Zlovacic 2009-10
JOHN CANNON PRESENT

42

Gordon Darrah (H) 1959-61
 Chuck Adamek 1961-63
 Mike Bracewell 1966-68
 Chip Vaughan 1972-74
 Lucius Foster 1976-79
 Jon Nordin 1996-99
 Marcus Sikes 2003-04
 Takais Brown 2006-07
NEMANJA DJURISIC PRESENT

43

Lucius Foster 1978-79

44

John Barnard (H) 1959-60
 Carlton Gill 1962-63
 Jerry Waller 1964-66
 Dick Toth 1971-73
 Jacky Dorsey 1975-76
 Jimmy Daughtry 1978-80
 David Dunn 1985-87
 Marshall Wilson 1989-91
 Terrell Bell 1993-96
 Ryan Lewis 1999-00
 Quentin Moses 2002-03
 Dave Bliss 2005-08

45

Steve Waxman 1973-75
 Rashaad Singleton 2005-08

50

Phillip Simpson 1959-61
 Carl Ackermann 1963-65
 Don Wix 1965-66
 Randy Mateling 1970-72
 Chris Daniels 2000-04
 Jeremy Price 2008-11

51

Shon Coleman 1999-2001

53

Peter Marsh (H) 1959-60
 Mack Crenshaw 1963-65
 Don Wix 1967-68
 Cauthen Westbrook 1969-71
 Ken Boatwright 1975-76

54

John Johnson (H) 1959-61
 Mike Taylor 1963-66
 Bob Lienhard 1968-70
 Joey Waldrop 2004-05

55

Steve Thomas 2000-03

OUTLOOK

PLAYERS

STAFF

OPPONENTS

REVIEW

RECORDS

HISTORY

MEDIA




Miscellaneous Landmarks

Season-by-Season Record In Stegeman Coliseum

Year	Games	Record	Average Attendance
1963-64	4	3-1	6,250
1964-65	13	7-6	6,608
1965-66	13	8-5	6,178
1966-67	12	6-6	5,126
1967-68	13	11-2	7,560
1968-69	13	8-5	6,579
1969-70	12	8-4	6,851
1970-71	13	3-10	4,121
1971-72	14	12-2	5,600
1972-73	13	6-7	5,219
1973-74	13	4-9	5,163
1974-75	13	4-9	5,458
1975-76	15	10-5	5,317
1976-77	14	6-8	4,705
1977-78	13	6-7	4,808
1978-79	14	10-4	6,407
1979-80	15	12-3	7,740
1980-81	12	9-3	7,878
1981-82	10	7-3	8,670
1982-83	13	11-2	6,692
1983-84	10	7-3	6,429
1984-85	14	12-2	7,223
1985-86	11	8-3	6,630
1986-87	12	10-2	6,207
1987-88	13	10-3	7,470
1988-89	11	5-6	6,441
1989-90	12	12-0	7,376
1990-91	13	8-5	8,822
1991-92	12	9-3	6,060
1992-93	13	10-3	5,958
1993-94	13	8-5	6,150
1994-95	13	10-3	6,771
1995-96	13	12-1	8,056
1996-97	14	12-2	7,517
1997-98	15	11-4	7,559
1998-99	14	10-4	6,674
1999-00	13	7-6	6,777
2000-01	12	8-4	8,026
2001-02	13	11-2	9,064
2002-03	13	12-1	9,857
2003-04	16	13-3	8,619
2004-05	16	7-9	6,189
2005-06	14	9-5	7,115
2006-07	18	14-4	7,336
2007-08	16	11-5	7,823
2008-09	18	10-8	6,678
2009-10	16	12-4	6,834
2010-11	16	12-4	8,250
TOTALS	636	431-205 (.678)	

Largest Crowds to See Georgia Basketball

1. **39,940** vs. Texas, Hoosier Dome, Indianapolis, Ind. Lost, 100-88 (3/16/90)
2. **28,885** vs. UCLA, Georgia Dome, Atlanta, Ga. Lost, 68-63 (12/19/92)
3. **28,169** vs. Kansas, Georgia Dome, Atlanta, Ga. Lost, 89-79 (12/18/93)
4. **27,842** vs. Brigham Young, Ga. Dome, Atlanta, Ga. Won, 84-65 (12/21/96)
5. **24,556** vs. Miss. State, Superdome, New Orleans, La. Lost, 86-68 (3/9/96)
6. **24,206** vs. Kentucky, Rupp Arena, Lexington, Ky. Lost, 86-73 (2/14/96)
7. **24,352** vs. Kentucky, Rupp Arena, Lexington, Ky. Lost, 66-60 (1/29/11)
8. **24,342** vs. Kentucky, Rupp Arena, Lexington, Ky. Lost, 76-68 (1/9/10)
9. **24,272** vs. Kentucky, Rupp Arena, Lexington, Ky. Lost, 85-74 (2/22/98)
10. **24,197** vs. Kentucky, Rupp Arena, Lexington, Ky. Lost, 82-57 (2/1/97)
11. **24,111** vs. Kentucky, Rupp Arena, Lexington, Ky. Lost, 80-59 (2/27/94)
12. **24,108** vs. Kentucky, Rupp Arena, Lexington, Ky. Lost, 70-82 (2/28/07)
13. **24,075** vs. Kentucky, Rupp Arena, Lexington, Ky. Lost, 96-84 (2/3/91)
14. **23,982** vs. Kentucky, Rupp Arena, Lexington, Ky. Lost, 88-77 (2/3/90)
15. **23,958** vs. Kentucky, Rupp Arena, Lexington, Ky. Lost, 78-66 (1/7/92)
16. **23,897** vs. Kentucky, Rupp Arena, Lexington, Ky. Lost, 60-51 (2/12/05)
17. **23,889** vs. Kentucky, Rupp Arena, Lexington, Ky. Won, 90-85 (3/4/09)



Georgia's only undefeated home season of 1990 included a dramatic, come-from-behind win over 12th-rated LSU.

OUTLOOK
PLAYERS
STAFF
OPPONENTS
REVIEW
RECORDS
HISTORY
MEDIA

A grayscale photograph of a basketball player celebrating with arms raised in a crowd. The player is in the center, wearing a dark jersey with white stripes on the sleeves. The background is a blurred crowd of spectators.

Georgia Basketball History

GEORGIA




Georgia Honor Roll


OUTLOOK
PLAYERS
STAFF
OPPONENTS
REVIEW
RECORDS
HISTORY
MEDIA

All-Americans


- | | | | |
|------|---|------|---|
| 1953 | Zippy Morocco, G (Helms) | 1983 | Vern Fleming |
| 1969 | Bob Lienhard, C (Helms) | 1984 | James Banks (Playboy)
Vern Fleming (Kodak) |
| 1970 | Bob Lienhard, C (Helms) | 1985 | Cedric Henderson (AP All-Freshman) |
| 1981 | Dominique Wilkins, 2nd Team (Sporting News) | 1989 | Litterial Green (BB Weekly All-Freshman) |
| 1982 | Dominique Wilkins, 2nd Team (consensus) | 1990 | Alec Kessler (UPI) |




Bob Lienhard




Dominique Wilkins



James Banks



Vern Fleming



Litterial Green


All-Southeastern Conference

- | | |
|---|---|
| <p>1949 Joe Jordan (AP 3rd team)
Bob Healey (AP 3rd team)</p> <p>1950 Bob Schloss (AP 2nd team)
Bob Healey (AP 3rd team)</p> <p>1951 Joe Jordan (AP 2nd team)
Bob Schloss (AP 3rd team)</p> <p>1953 Zippy Morocco (AP 1st team)</p> <p>1955 Murphy McManus (AP 3rd team)</p> <p>1960 Phil Simpson (AP 3rd team)</p> <p>1961 Phil Simpson (AP 2nd team)</p> <p>1962 Allan Johnson (Coaches 1st, AP 2nd teams)</p> <p>1964 Jerry Waller (AP 2nd team)
Jimmy Pitts (AP 3rd team)</p> <p>1965 Jimmy Pitts (Coaches 2nd, UPI 2nd, AP 3rd teams)
Jerry Waller (UPI 3rd team)</p> <p>1966 Jerry Waller (UPI 3rd, AP Hon. Mention)
Ray Jeffords (AP Hon. Mention)</p> <p>1967 Jim Youngblood (UPI 3rd, AP Hon. Mention)
Dick McIntosh (AP Hon. Mention)</p> <p>1968 Bob Lienhard (AP 2nd, UPI 2nd, Coaches 2nd teams)
Ray Jeffords (UPI 3rd, AP 2nd, Coaches 2nd teams)</p> <p>1969 Bob Lienhard (UPI 1st, AP 2nd, Coaches 2nd teams)
Jerry Epling (AP 2nd, UPI 2nd teams)</p> <p>1970 Bob Lienhard (AP 1st, UPI 1st, Coaches 1st)
Lanny Taylor (AP 2nd, Coaches 2nd, UPI 3rd teams)
Jerry Epling (UPI 2nd team)</p> <p>1972 Ronnie Hogue (Coaches 1st, AP 2nd, UPI 2nd teams)
John Fraley (Coaches 1st, AP 2nd, UPI 3rd teams)</p> <p>1973 Tim Bassett (Coaches 1st, AP 2nd, UPI 2nd teams)</p> | <p>1975 Jacky Dorsey (AP 1st, Coaches 1st, UPI 2nd teams)</p> <p>1976 Jacky Dorsey (AP 1st, UPI 1st, Coaches 1st teams)
Walter Daniels (AP 3rd teams)</p> <p>1978 Walter Daniels (AP 2nd team)</p> <p>1979 Walter Daniels (Coaches 1st, AP 2nd, UPI 2nd teams)
Lavon Mercer (AP 3rd team)</p> <p>1980 Lavon Mercer (AP 3rd team)</p> <p>1981 Dominique Wilkins (AP, UPI, Coaches, Players 1st)</p> <p>1982 Dominique Wilkins (AP, UPI, Coaches, Players 1st)</p> <p>1983 Vern Fleming (Coaches 1st, AP 2nd, UPI 3rd)
Terry Fair (AP 3rd, UPI 3rd)</p> <p>1984 Vern Fleming (AP, UPI, Coaches 1st teams)</p> <p>1985 Cedric Henderson (Coaches 1st, AP 2nd, UPI 2nd)</p> <p>1986 Joe Ward (Coaches 1st, AP 2nd, UPI 3rd)
Donald Hartry (AP 3rd, UPI 3rd)</p> <p>1987 Willie Anderson (AP 1st, Coaches 1st, UPI 2nd)</p> <p>1988 Willie Anderson (Coaches' 1st, AP 2nd, UPI 2nd)</p> |
|---|---|



Jarvis Hayes became Georgia's first player since Dominique Wilkins in 1981-82 to win consensus 1st-team All-SEC honors in back-to-back seasons.

Georgia Honor Roll



Naismith Memorial Basketball Hall of Fame

Dominique Wilkins, who helped put UGA basketball on the map in the early 1980s, became the first-ever inductee from UGA into the Naismith Memorial Basketball Hall of Fame on Sept. 8, 2006. Early in his Georgia career, the Washington, N.C., native was dubbed “The Human Highlight Film” for his high-flying acrobatics on the hardwood. In three seasons at Georgia — not even that long, when you consider that an injury shortened his freshman year to 16 games — Wilkins scored 1,688 points, fourth-best in school history. In 15 NBA seasons, he totaled a staggering 26,668 points, the eighth-highest figure in league history.

In a ceremony on Feb. 8, 1991, Wilkins also became the only UGA letterman to have his jersey number (21) retired.

All-Southeastern Conference (Cont'd.)

- | | | | |
|-------------|---|-------------|--|
| 1989 | Alec Kessler (Coaches' 1st, AP 2nd, UPI 2nd) | | D.A. Layne (AP 2nd team) |
| 1990 | Alec Kessler (Coaches' 1st, AP 1st, UPI 1st) | 2001 | D.A. Layne (AP 1st team, Coaches' 2nd team) |
| | Litterial Green (Coaches' 1st, AP 2nd, UPI 2nd) | | Anthony Evans (AP 3rd team) |
| | Rod Cole (AP 3rd team) | 2002 | Jarvis Hayes (AP & Coaches' 1st team, AP SEC |
| 1991 | Litterial Green (Coaches 1st, AP 1st, UPI 2nd) | | Newcomer of the Year) |
| | Rod Cole (All-SEC Defensive Team) | | Ezra Williams (AP 2nd team, Coaches' 3rd team) |
| 1992 | Litterial Green (Coaches 1st team, AP 2nd team) | 2003 | Jarvis Hayes (AP & Coaches' 1st team) |
| | Reggie Tinch (AP 3rd, All-SEC Defensive Team) | | Ezra Williams (AP 2nd team, Coaches' 3rd team) |
| 1993 | Charles Claxton (Coaches' 2nd team) | 2004 | Rashad Wright (AP, Coaches' 2nd team, SEC Defen- |
| 1995 | Carlos Strong (AP 3rd team) | | sive Player of the Year) |
| | Shandon Anderson (Coaches' 3rd team) | | Levi Stukes (SEC All-Freshman team) |
| 1996 | Katu Davis (Coaches, AP' 3rd team) | 2006 | Mike Mercer (SEC All-Freshman team) |
| | Shandon Anderson (AP 3rd team) | 2007 | Sundiata Gaines (Coaches' 2nd team) |
| 1997 | Michael Chadwick (Coaches' 2nd team, AP 3rd team) | 2008 | Sundiata Gaines (Coaches' 2nd team, SEC All-De- |
| | Ray Harrison (AP 3rd team) | | defensive Team) |
| 1998 | Jumaine Jones (AP Co-Freshman of the Year, Coach- | | Jeremy Price (Coaches' SEC All-Freshman Team) |
| | es & AP 3rd team) | 2009 | Trey Thompkins (Coaches' SEC All-Freshman Team) |
| | G.G. Smith (Coaches' 3rd team) | 2010 | Trey Thompkins (AP & Coaches' 1st team) |
| 1999 | Jumaine Jones (AP & Coaches' 1st team) | 2011 | Trey Thompkins (Coaches' 1st team, AP 2nd team) |
| | D.A. Layne (SEC All-Freshman) | | Travis Leslie (Coaches' 2nd team) |
| 2000 | Anthony Evans (AP 2nd team, Coaches' 3rd team) | | |




Georgia Honor Roll

OUTLOOK
PLAYERS
STAFF
OPPONENTS
REVIEW
RECORDS
HISTORY
MEDIA

USA Basketball Participation


VERN FLEMING 1984 Olympian Los Angeles Games

Vern Fleming, one of the finest Bulldog performers in history, made his mark at every level of competitive basketball. In 1984, he earned a spot on the U.S. Olympic Team and played a large role in its Gold Medal-winning effort. Many consider the '84 Americans as the finest amateur assemblage in the sport's history. From 1984-95, Fleming was a standout player for the NBA's Indiana Pacers.



WILLIE ANDERSON 1988 Olympian - Seoul Games

Willie Anderson was a star performer of the 1987 and 1988 Bulldogs, leading the '87 squad to an NCAA Tournament berth. In 1988, Anderson was selected to the U.S. Olympic Team and in the same year was the first-round draft pick of the San Antonio Spurs. He played seven years for the Spurs before doing stints with Toronto, New York and Miami.



TREY THOMPKINS 2009 U19 World Championships Auckland, New Zealand 2010 USA Basketball Select Team


Eighteen years had gone by since the American Under 19 team had won its last gold medal at this 2-week tournament. The rising Georgia sophomore played a key role in restoring the Yanks to the winner's circle. Thompkins averaged 10.6 points -- second-best on the team -- and 5.1 rebounds per game. He also had the Americans' highest single-game scoring effort when he poured in 22 in a 4th-round win over Greece. The U.S. team won all nine of its games by an average margin of over 22 points.

A year later Thompkins was named to the USA Select squad, a group of collegians that worked as training partners alongside the USA National Team.



JUMAINE JONES 1998 Goodwill Games New York

The 6-7 forward put an exclamation mark on his outstanding freshman season at Georgia by making the 12-man U.S. team for the Goodwill Games. Jones later started all five games for the Americans and averaged 7.4



points for the gold medal winners.

SEC All-Tournament Team

1936 Frank Johnson	1981 Dom. Wilkins*
1940 Alex McCaskill	1983 Vern Fleming*
Dan Kirkland3	1988 Pat Hamilton
Joe Killian	1997 Ray Harrison
1941 Roy Chatham	2008 Sundiata Gaines*
1942 Bobby Moore	Terrance Woodbury
1946 Eli Maricich	*Tournament MVP
1950 Bob Healey	

SEC "Good Works" Team

1999 - G.G. Smith	2006 - Steve Newman
2000 - Badi Oliver	2007 - Dave Bliss
2001 - Anthony Evans	2008 - Terrance Woodbury
2002 - Chris Daniels	2009 - Albert Jackson
2003 - Jonas Hayes	2010 - Trey Thompkins
2004 - Rashad Wright	2011 - Connor Nolte
2005 - Levi Stukes	

SEC / Chick-Fil-A "Legends" Team

1999 - Vern Fleming	2006 - Joe Ward
2000 - Alec Kessler	2007 - Litterial Green
2001 - Zippy Morocco	2008 - Hugh Durham
2002 - Dominique Wilkins	2009 - Shandon Anderson
2003 - James Banks	2010 - Tom Brennan
2004 - Lavon Mercer	2011 - Walter Daniels
2005 - Ronnie Hogue	

SEC Defensive Player of the Year

2004 --- Rashad Wright





Georgia Honor Roll



Joe Jordan Memorial Award

This award is given annually to an outstanding Georgia player who exemplifies the spirit and dedication of Joe Jordan, a four-year regular from 1948-51, who passed away six months after the end of his senior year. It is sponsored by Lambda Chi Alpha, of which Jordan was a member.

Williams

- | | | | |
|------|--------------------------------|------|----------------------|
| 2004 | Rashad Wright, g | 1980 | Lavon Mercer, c |
| 2003 | Ezra Williams, g | 1979 | Walter Daniels, g |
| 2002 | Rashad Wright, g | 1978 | Walter Daniels, g |
| 2001 | Chris Daniels, f | 1977 | David Reavis, f |
| 2000 | Badi Oliver, f | 1976 | Jacky Dorsey, f |
| 1999 | Michael Chadwick, f | 1975 | Jacky Dorsey, g |
| 1998 | Larry Brown, f | 1974 | Charlie Anderson, f |
| 1997 | Ray Harrison, g; G.G. Smith, g | 1973 | Tim Bassett, c |
| 1996 | Entire Basketball Team | 1972 | Ronnie Hogue, g |
| 1995 | Charles Claxton, c | 1971 | Cauthen Westbrook, f |
| 1994 | Bernard Davis, g | 1970 | Herb White, f |
| 1993 | Arlando Bennett, c-f | 1969 | Bob Lienhard, c |
| | Shaun Golden, g | 1968 | Ray Jeffords, f |
| | Kendall Rhine, f | 1967 | Frank Harscher, f |
| 1992 | Litterial Green, g | 1966 | Jerry Waller, c |
| 1991 | Litterial Green, g | 1965 | Jimmy Pitts, g |
| 1990 | Alec Kessler, f-c | 1964 | Jimmy Pitts, g |
| 1989 | Alec Kessler, f-c | 1963 | Billy Rado, g |
| 1988 | Willie Anderson, g | 1962 | Allan Johnson, g |
| 1987 | Willie Anderson, g | 1961 | Philip Simpson, f |
| 1986 | Donald Hartry, g | 1960 | Philip Simpson, f |
| 1985 | Cedric Henderson, c | 1959 | Fred Edmondson, g |
| 1984 | Vern Fleming, g | 1954 | Lamar Potts, f |
| 1983 | Georgia Squad | 1953 | Zippy Morocco, g |
| 1982 | Dominique Wilkins, f | 1952 | Jim Umbricht, c |
| 1981 | Dominique Wilkins, f | | |

Academic All-SEC


- | | | | |
|------|------------------|------|-----------------|
| 1962 | Allan Johnson | | |
| | Carlton Gill | | |
| 1964 | Charles Bagby | | |
| 1965 | Jimmy Pitts | | |
| | Jerry Waller | | |
| | Mack Crenshaw | | |
| | Mike Taylor | | |
| 1966 | Dick McIntosh | | |
| | Frank Harscher | | |
| | Waymond Henry | | |
| 1967 | Jim Youngblood | | |
| | Frank Harscher | | |
| | Waymond Henry | | |
| 1968 | Jim Youngblood | | |
| | Dick McIntosh | | |
| 1969 | Cort Nagel | 2003 | Mike Patrick |
| | Greg Main | | Rashad Wright |
| 1971 | Barry Cohen | | Ryan Pevey |
| 1973 | Dick Toth | | Brian Watts |
| | David Lucey | | Richard Wehunt |
| 1975 | Greg Keith | 2004 | Mike Bucklin |
| 1985 | David Dunn | | Jay McAuley |
| | Chad Kessler | 2005 | Jay McAuley |
| 1986 | Chad Kessler | | Steve Newman |
| 1987 | Alec Kessler | | Joey Waldrop |
| | Chad Kessler | | Julian Williams |
| 1988 | Alec Kessler | 2006 | Jay McAuley |
| 1989 | Alec Kessler | | Steve Newman |
| 1990 | Alec Kessler | | Dave Bliss |
| 1993 | Kris Nordholz | 2007 | Dave Bliss |
| | Kendall Rhine | | Corey Butler |
| 1994 | Kris Nordholz | | Steve Newman |
| 1995 | Kris Nordholz | 2008 | Dave Bliss |
| 1996 | Kris Nordholz | | Corey Butler |
| 1997 | Jon Nordin | 2009 | Ricky McPhee |
| 1998 | Jon Nordin | 2010 | Matt Bucklin |
| 1999 | Jon Nordin, | | Ricky McPhee |
| | Michael Chadwick | | Tyler Whatley |
| | Sean Faulkner | 2011 | Matt Bucklin |
| 2000 | Sean Faulkner | | Connor Nolte |
| 2001 | Mike Patrick | | Gerald Robinson |
| 2002 | Mike Patrick | | Trey Thompkins |



Dave Bliss

GEORGIA

Basketball 1990



ACADEMIC ALL-AMERICAN ALEC KESSLER


An All-SEC Player on the Court, Kessler is College Basketball's Premier Student-Athlete

The late **Alec Kessler**, an All-America forward at Georgia in 1989-90, arguably rates among the top scholar-athletes in collegiate history. Kessler, a 3.91 student in Microbiology, was twice named the U.S. Basketball Writers Scholar-Athlete of the Year. For being so honored, Kessler was awarded a pair of \$20,000 post-graduate scholarships. Kessler, who played four seasons for the NBA's Miami Heat, in 1991 donated all \$40,000 from these scholarships to the University of Georgia's general scholarship fund.


SEC Scholar-Athlete of the Year

2008
Dave Bliss

Academic All-Americans



Chad Kessler



Jim Youngblood

- 1968**
- Jim Youngblood (2nd team)
- 1987**
- Chad Kessler (2nd team)
- 1988**
- Alec Kessler (1st team)
- *1989**
- Alec Kessler (1st team)
- *1990**
- Alec Kessler (1st team)
- *Academic All-American of the Year**

OUTLOOK

PLAYERS

STAFF

OPPONENTS

REVIEW

RECORDS

HISTORY


MEDIA



Georgia Honor Roll


OUTLOOK
PLAYERS
STAFF
OPPONENTS
REVIEW
RECORDS
HISTORY
MEDIA

Outstanding Offensive Player



D.A. Layne

- 2008 Sundiata Gaines, g
- 2007 Sundiata Gaines, g
- 2006 Levi Stukes, g
- 2005 Levi Stukes, g
- 2004 Rashad Wright, g
Damien Wilkins, g
- 2003 Jarvis Hayes, f
- 2002 Jarvis Hayes, f



Joe Ward

- 2001 D.A. Layne, g
- 2000 D.A. Layne, g
- 1999 D.A. Layne, g
- 1998 Jumaine Jones, f
- 1997 Michael Chadwick, f
- 1996 Shandon Anderson, f-g
- 1995 Carlos Strong, f
- 1994 Shandon Anderson, f-g




Carlos Strong

- 1993 Charles Claxton, c
Cleveland Jackson, f-g
- 1992 Litterial Green, g
- 1991 Litterial Green, g
- 1990 Alec Kessler, f-c
- 1989 Alec Kessler, f-c
- 1988 Willie Anderson, g
- 1987 Willie Anderson, g

- 1986 Joe Ward, f
- 1985 Cedric Henderson, f
- 1984 Vern Fleming, g
- 1983 Vern Fleming, g
- 1982 Dom. Wilkins, f
- 1981 Dom. Wilkins, f
- 1980 Dom. Wilkins, f

High Spirit Award



Corey Butler

- 2009 Corey Butler, g
- 2008 Corey Butler, g
- 2007 Corey Butler, g
- 2006 Jay McAuley, g
- 2005 Tommy Wainscott, f
- 2004 Tommy Wainscott, f
- 2003 Daniel Szymanek, f
- 2002 Richard Wehunt, g
- 2001 Steve Thomas, f
- 2000 Jay Crowell, g
- 1999 Adrian Jones, g
- 1998 B. Oliver, A. Jones
- 1997 Badi Oliver, f
- 1996 Steve Jones, f
- 1995 Steve Jones, f
- 1994 Brian Peterson, g
- 1993 Steve Jones, g-f
- 1992 John Lilly, g-f
- 1991 Reggie Tinch, f
- 1990 Mike Harron, g
- 1989 Mike Harron, g
- 1988 Gary Usina, Mgr.
- 1987 Mike Harron, g
- 1986 Joe Ward, f
- 1985 Joe Ward, f
- 1984 Monroe Jones, g
- 1983 James Banks, f
- 1982 Wilmore Fowler, g
- 1981 Eddie Small, g
- 1980 Lamar Heard, f

Outstanding Rebounder

- 2010 Trey Thompkins, f
- 2009 Trey Thompkins, f
- 2008 Sundiata Gaines, g
- 2007 Sundiata Gaines, g
- 2006 Sundiata Gaines, g
- 2005 David Bliss, c
- 2004 Chris Daniels, f
- 2003 Steve Thomas, c
- 2002 Chris Daniels, f
- 2001 Anthony Evans, c
- 2000 Anthony Evans, c
- 1999 Jumaine Jones, f
- 1998 Jumaine Jones, f
- 1997 Mike Chadwick, f
- 1996 Carlos Strong, f
- 1995 Chas. Claxton, c
- 1994 Chas. Claxton, c
- 1993 Chas. Claxton, c
- 1992 Kendall Rhine, f
- 1990 Alec Kessler, f-c
- 1989 Alec Kessler, f-c
- 1988 Alec Kessler, f-c
- 1987 Chad Kessler, f
- 1986 David Dunn, c
- 1985 Ced. Henderson, c
- 1984 Richard Corhen f
- 1983 Terry Fair, f-c
Lamar Heard, f
Dom. Wilkins, f
Terry Fair, f
- 1982 Terry Fair, f
- 1981 Terry Fair, f
- 1977 Lavon Mercer, c
- 1976 Jacky Dorsey, f
- 1975 Jacky Dorsey, f
- 1974 Billy Magarity, f
- 1973 Tim Bassett, c
- 1972 Tim Bassett, c
- 1971 Cauthen Westbrook, f
- 1970 Bob Lienhard, c
- 1969 Bob Lienhard, c

Tommy Reeder Scholarship

This scholarship is given in memory of Tommy Reeder, outstanding Georgia player in the late '20s and early '30s. Given by Mrs. Tommy Reeder, the scholarship goes to a player showing outstanding ability, leadership, scholarship, and character, the recipient being chosen by the Georgia coaching staff.


- 2003 Richard Wehunt, g
- 2002 Michael Patrick, f
- 2001 Michael Patrick, f
- 2000 Michael Patrick, f
- 1999 Jon Nordin, f/c
- 1998 Jon Nordin, f/c
- 1997 Jon Nordin, f; E. DeYoung, c
- 1996 Kris Nordholz, g
- 1995 Kris Nordholz, g
- 1994 Kris Nordholz, g
- 1993 Kris Nordholz, g
- 1992 Kris Nordholz, g
- 1991 Kendall Rhine, f
- 1990 Alec Kessler, f-c
- 1989 Alec Kessler, f-c
- 1988 Alec Kessler, f-c
- 1987 Alec Kessler, f-c
- 1986 Alec Kessler, f-c
- 1985 Chad Kessler, f
- 1984 Chad Kessler, f
- 1983 Richard Corhen, f
- 1982 Lamar Heard, f
- 1981 Derrick Floyd, g
- 1980 Lavon Mercer, c
- 1979 Lavon Mercer, c
- 1978 Mike Thorne, f
- 1977 Gregg Ewaldsen, f
- 1976 Bryan Drafts, g-f
- 1975 Billy Magarity, f
- 1974 Charlie Anderson, f
- 1973 Dick Toth, f
- 1972 Ronnie Hogue, g
- 1971 C. Westbrook, f
- 1970 Jerry Epling, g
- 1969 Bob Lienhard, c



Wehunt



Nordin



Nordholz



Georgia Honor Roll

Kevin Brophy Leadership Award



Dave Bliss

- 2009 Corey Butler, g
- 2008 Dave Bliss, c
- 2007 Dave Bliss, c
- 2006 Jay McAuley, g
- 2005 Dave Bliss, c
- 2004 Rashad Wright, g
- 2003 Rashad Wright, g
- 2002 Ryan Pevey, f
- 2001 Anthony Evans, c
- 2000 Adrian Jones, g
- 1998 G.G. Smith, g
- 1997 G.G. Smith, g
- 1996 Perth Robinson, g
- 1995 Perth Robinson, g
- 1994 Cleveland Jackson, f-g

Given annually to the player who shows the greatest leadership ability on the team.

- 1993 Arlando Bennett, c-f
- 1992 Reggie Tinch, f
- 1991 Rod Cole, g
- 1990 Rod Cole, g
- 1989 Rod Cole, g
- 1988 Milt Blakley, g
- 1987 Chad Kessler, f
- 1986 Donald Hartry, g
- 1985 Gerald Crosby, g
- 1984 James Banks, f
- 1983 Lamar Heard, f
- 1982 Eric Marbury, g
- 1981 Lamar Heard, f
- 1980 Jimmy Daughtry, g
- 1979 Walter Daniels, g
- 1978 Walter Daniels, g
- 1977 Tony Flanagan, g
- 1976 Walter Daniels, g
- 1975 Billy Magarity, f
- 1974 Charlie Anderson, f
- 1973 Tim Bassett, c
- 1972 Dick Toth, f
- 1971 Tom Brennan, f
- 1970 Nick Gimpel, g
- 1969 Nick Gimpel, g

Outstanding Defensive Player



Daniels


- 2011 Gerald Robinson, g
- 2010 Ricky McPhee, g
- 2009 Corey Butler, g
- 2008 Dave Bliss, c
- 2007 Levi Stukes, g
- 2006 Sundiata Gaines, g
- 2005 Levi Stukes, g & Dave Bliss, c
- 2004 Rashad Wright, g
- 2003 Rashad Wright, g
- 2002 Chris Daniels, f
- 2001 Adrian Jones, g
- 2000 Adrian Jones, g
- 1999 Michael Chadwick, f

- 1998 Michael Chadwick, f
- 1997 Ray Harrison, g
- 1996 Katu Davis, g
- 1995 Shandon Anderson, f-g
- 1994 Shandon Anderson, f-g
- 1993 Shandon Anderson, f-g
- 1992 Reggie Tinch, f
- 1991 Rod Cole, g;
- Reggie Tinch, f
- 1990 Rod Cole, g
- 1989 Patrick Hamilton, g
- 1988 Patrick Hamilton, g
- 1987 Dennis Williams, g
- 1986 Horace McMillan, f
- 1985 Richard Corhen, f
- 1984 Gerald Crosby, g
- 1983 Terry Fair, c
- 1982 James Banks, f
- 1981 Terry Fair, f-c
- 1980 Terry Fair, f
- 1979 Walter Daniels, g
- 1978 Lavon Mercer, c
- 1977 Jimmy Daughtry, g
- 1976 Bryan Drafts, g
- 1975 Charlie Dorsey, f
- 1974 Bryan Drafts, g
- 1973 Ronnie Hogue, g
- 1972 Dick Toth, f
- 1971 Barry Cohen, g
- 1970 Cauthen Westbrook, f
- 1969 Cauthen Westbrook, f

Outstanding Free Throw Shooter



Wilkins



Jones

- 2009 Terrance Woodbury, g
- 2008 Billy Humphrey, g
- 2007 Billy Humphrey, g
- 2006 Channing Toney, g
- 2005 Channing Toney, g
- 2004 Damien Wilkins, f
- 2003 Jarvis Hayes, f
- 2002 Rashad Wright, g
- 2001 D.A. Layne, g
- 2000 D.A. Layne, g
- 1999 Ray Harrison, g
- 1998 Jumaine Jones, f
- 1997 Ray Harrison, g
- 1996 Katu Davis, g
- 1995 Katu Davis, g
- 1994 Steve Jones, f-g
- 1993 Ty Wilson, g
- 1991 Marshall Wilson, f
- 1990 Rod Cole, g
- 1989 Litterial Green, g
- 1988 Alec Kessler, f-c
- 1987 Willie Anderson, g
- 1986 H. McMillan, f
- 1985 Donald Hartry, g
- 1984 Joe Ward, f
- 1983 Derrick Floyd, g
- 1982 Eric Marbury, g
- 1981 Dom. Wilkins, f
- 1980 Dom. Wilkins, f
- 1977 Curtis Jackson, f
- 1976 Lucius Foster, f
- 1975 Bryan Drafts, g

More Team Awards

ACADEMICS AWARD

- 2009 Matt Bucklin
- 2008 Dave Bliss

"JUNKYARD DAWG" AWARD

(Top Performance in Weight Room)

- 2009 Ricky McPhee
- 2008 Dave Bliss

BEST FIELD GOAL PCT.

- 2009 Chris Barnes
- 2008 Dave Bliss
- 2007 Takais Brown
- 2006 Dave Bliss
- 2005 Dave Bliss
- 2004 Jonas Hayes
- 2003 Chris Daniels
- 2002 Jonas Hayes
- 2001 Shon Coleman
- 2000 Anthony Evans
- 1999 Jon Nordin
- 1998 Lorenzo Hall
- 1997 Larry Brown, Devin Baker
- 1996 Shandon Anderson

INDIVIDUAL WORKOUT AWARD

- 2009 Ricky McPhee
- 2008 Terrance Woodbury
- 2007 Terrance Woodbury
- 2006 Channing Toney
- 2005 Alex Evans
- 2004 Damien Wilkins
- 2003 Damien Wilkins
- 2002 Damien Wilkins
- 2001 Ezra Williams
- 2000 Robb Dryden
- 1998 D. Dukes, E. DeYoung
- 1997 Ray Harrison, G.G. Smith, Adrian Jones, Eric DeYoung
- 1996 Ray Harrison, G.G. Smith

HEART & HUSTLE AWARD

- 2009 Corey Butler
- 2008 Dave Bliss
- 2007 Dave Bliss
- 2006 Dave Bliss
- 2005 Jay McAuley
- 2004 Chris Daniels
- 2003 Damien Wilkins
- 2002 Jarvis Hayes
- 2001 Rashad Wright
- 2000 Shon Coleman
- 1999 Sean Faulkner

MOST IMPROVED PLAYER

- 2010 Travis Leslie
- 2009 Chris Barnes
- 2008 Albert Jackson
- 2007 Corey Butler
- 2006 Younes Idrissi
- 2005 Matt Womack
- 2004 Jonas Hayes
- 2003 Jonas Hayes
- 2002 Rashad Wright
- 2001 Robb Dryden
- 2000 Michael Patrick
- 1998 Robb Dryden
- 1997 Eric DeYoung
- 1996 Terrell Bell

MOST BLOCKED SHOTS

- 2008 Dave Bliss
- 2007 Rashaad Singleton
- 2006 Younes Idrissi
- 2005 Dave Bliss
- 2004 Chris Daniels
- 2003 Chris Daniels
- 2002 Chris Daniels

NOTE: Individual awards have changed through the years, some started, some discontinued. The most recent set of awards, begun in 2010, are as follows:

Most Valuable Player

- 2010 Trey Thompkins
- 2011 Trey Thompkins

Most Improved Player

- 2010 Travis Leslie
- 2011 Dustin Ware

Defensive Player of the Year

- 2010 Ricky McPhee
- 2011 Gerald Robinson

Rebounder of the Year

- 2010 Trey Thompkins
- 2011 Travis Leslie

6th Man of the Year

- 2010 Jeremy Price
- 2011 Chris Barnes

Shon Coleman

- 2000 Shon Coleman
- 1999 Jumaine Jones
- 1998 B. Oliver, J. Jones
- 1997 Lorenzo Hall
- 1996 Terrell Bell

PLAYMAKER OF THE YEAR

- 2009 Dustin Ware
- 2008 Sundiata Gaines
- 2007 Sundiata Gaines
- 2006 Sundiata Gaines
- 2005 Sundiata Gaines

"TAKE CHARGE" AWARD

- 2009 Corey Butler
- 2008 Corey Butler
- 2007 Levi Stukes
- 2006 Levi Stukes
- 2005 Levi Stukes
- 2004 Chris Daniels
- 2003 Steve Thomas
- 2002 Steve Thomas
- 2001 Adrian Jones
- 2000 Moses White
- 1999 Ray Harrison
- 1998 Ray Harrison
- 1997 Ray Harrison

Assist Man of the Year

- 2010 Dustin Ware
- 2011 Dustin Ware
- Gerald Robinson

Most Inspirational

- 2010 Ricky McPhee
- 2011 Matt Bucklin

"The Rock" Award
(Awarded annually to the player whose steady hand brings the most stabilizing effect upon the team)

- 2011 Dustin Ware

OUTLOOK

PLAYERS

STAFF

OPPONENTS

REVIEW

RECORDS


HISTORY

MEDIA



Bulldogs in the NBA

OUTLOOK
PLAYERS
STAFF
OPPONENTS
REVIEW
RECORDS
HISTORY
MEDIA



Willie Anderson
9 Seasons: 1989-97
(S.A., Tor., N.Y., Mia.)


Litterial Green
3 Seasons: 1993-97
(Orlando, Detroit)

Dominique Wilkins
14 Seasons: 1983-97
(Atl., L.A.C., Bos., S.A.)


Vern Fleming
11 Seasons: 1985-95
(Indiana)

Damien Wilkins
Seattle Supersonics - 2005-08
Oklahoma City Thunder - 2009
Minnesota Timberwolves - 2010
Atlanta Hawks - 2011

Bulldogs in the NBA



UGA alum Sundiata Gaines, just days after his call-up from the NBA's Developmental League, defeated Cleveland with an improbable, buzzer-beating 3-pointer for the Utah Jazz in 2010.



Former Bulldog Damien Wilkins built a valuable niche for himself as an Atlanta Hawk last season.

Georgia's NBA Draft History

Player	Year Drafted	Round Drafted/Team
--------	--------------	--------------------

- **Bob Healey**
1950.....Drafted by Syracuse
- **Bob Schloss**
1951.....Drafted by Philadelphia
- **Zippy Morocco**
1953.....Drafted by Minneapolis
- **Jimmy Pitts**
1965.....Drafted in 15th Round by Philadelphia
- **Bob Lienhard**
1970.....Drafted in 4th Round by Phoenix
- **Herb White***
1970.....Drafted in 8th Round by Atlanta
- **Tim Bassett***
1973.....Drafted in 7th Round by Buffalo
- **Ronnie Hogue**
1973.....Drafted in 7th Round by Capital
- **Jacky Dorsey***
1976.....Drafted in 2nd Round by New Orleans
- **David Reavis**
1977.....Drafted in 4th Round by Washington
- **Walter Daniels**
1979.....Drafted in 3rd Round by L.A. Lakers
- **Lavon Mercer**
1980.....Drafted in 3rd Round by San Antonio
- **Dominique Wilkins***
1982.....Drafted in 1st Round by Utah
- **Terry Fair**
1983.....Drafted in 4th Round by Indiana

Player	Year Drafted	Round Drafted/Team
--------	--------------	--------------------

- **Lamar Heard**
1983.....Drafted in 10th Round by San Antonio
- **Vern Fleming***
1984.....Drafted in 1st Round by Indiana
- **James Banks**
1984.....3rd Round by Philadelphia
- **Gerald Crosby**
1985.....4th Round by Golden State
- **Joe Ward**
1986.....2nd Round by Phoenix
- **Cedric Henderson***
1986.....2nd Round by Atlanta
- **Dennis Williams**
1987.....5th Round by San Antonio
- **Chad Kessler**
1987.....5th Round by L.A. Clippers
- **Willie Anderson***
1988.....1st Round by San Antonio
- **Toney Mack**
1989.....2nd Round by Philadelphia
- **Alec Kessler***
1990.....1st Round by Houston%
- **Litterial Green***
1992.....2nd Round by Chicago
- **Charles Claxton**
1994.....2nd Round by Phoenix
- **Terrell Bell**
1996.....2nd Round by Houston

Player	Year Drafted	Round Drafted/Team
--------	--------------	--------------------

- **Shandon Anderson***
1996.....2nd Round by Utah
 - **Jumaine Jones***
1999.....1st Round by Atlanta#
 - **Jarvis Hayes***
2003.....1st Round by Washington
 - **Rashad Wright**
2004.....2nd Round by Indiana
 - **Trey Thompkins**
2011.....2nd Round by Los Angeles Clippers
 - **Travis Leslie**
2011.....2nd Round by Los Angeles Clippers
- *Eventually Played in NBA**
%Traded to Miami
#Traded to Philadelphia
 Does not include Damien Wilkins, who made the Seattle Supersonics in 2004 as an undrafted free agent.



Bulldogs in the NBA



OUTLOOK
PLAYERS
STAFF
OPPONENTS
REVIEW
RECORDS
HISTORY
MEDIA

Career NBA Stats of Georgia Players

ANDERSON, Shandon Rodriguez — Lettered at UGA 1993-96...Utah, Houston, New York, Miami of NBA

Season-Team	G	MIN	FG-FGA	Pct.	3FG-3FGA	Pct.	FT-FTA	Pct.	Reb.-Avg.	AST	STL	BL	PF-DQ	Pts.-Avg.
96-97 - Utah	65	1066	147-318	.462	24-47	.511	68-99	.687	179-2.8	49	27	8	113-0	386-5.9
97-98 - Utah	82	1602	269-500	.538	7-32	.219	136-185	.735	227-2.8	89	66	18	117-0	681-8.3
98-99 - Utah	50	1072	162-363	.446	14-41	.341	89-125	.712	132-2.7	56	39	10	82-0	427-8.5
99-00 - Houston	82	2700	368-778	.473	79-225	.351	194-253	.767	384-4.7	239	96	32	182-5	1009-12.3
00-01 - Houston	82	2396	263-590	.446	46-170	.271	138-188	.734	333-4.1	189	82	40	202-7	710-8.7
01-02 - New York	82	1596	149-373	.399	39-141	.277	74-107	.692	249-3.0	76	48	15	134-2	411-5.0
02-03 - New York	82	1731	248-537	.462	52-140	.371	139-190	.732	254-3.1	87	73	20	177-2	687-8.4
03-04 - New York	80	1974	238-564	.422	36-128	.281	123-161	.764	222-2.8	122	68	17	182-1	635-7.9
04-05 - N.Y./Miami	66	1171	98-217	.452	5-29	.172	54-66	.818	191-2.9	70	40	14	138-0	255-3.9
05-06 - Miami	48	640	54-126	.429	5-19	.263	13-18	.722	81-1.7	17	6	24	75-0	126-2.6
Reg. Season Totals	719	15,951	1996-4366	.457	307-972	.316	1028-1392	.739	2252-3.1	556	180	959	1437-17	5327-7.4
Playoff Totals	G	MIN	FG-FGA	Pct.	3FG-3FGA	Pct.	FT-FTA	Pct.	Reb.-Avg.	AST	STL	BL	PF-DQ	Pts.-Avg.
96-97 - Utah	18	296	29-66	.439	5-12	.417	20-28	.714	48-2.7	13	11	1	28-0	83-4.6
97-98 - Utah	20	378	53-103	.515	3-11	.273	25-37	.676	64-3.2	20	5	1	19-0	134-6.7
98-99 - Utah	11	297	37-77	.481	6-14	.429	24-34	.706	41-3.7	13	6	3	12-0	104-9.5
03-04 - New York	4	117	7-27	.259	2-7	.286	1-2	.500	9-2.3	11	4	1	19-0	17-4.3
04-05 - Miami	8	97	3-12	.250	0-1	.000	2-2	1.000	18-2.4	8	5	0	10-0	8-1.0
05-06 - Miami	13	90	4-13	.308	1-3	.333	4-6	.667	12-0.9	4	0	1	8-0	13-1.0
Playoff Totals	74	1275	133-298	.453	17-48	.356	76-109	.699	192-3.0	68	31	7	129-0	359-5.7

ANDERSON, Willie Lloyd — Lettered at UGA 1985-88...San Antonio, Toronto, New York, Miami of NBA

Season-Team	G	MIN	FG-FGA	Pct.	3FG-3FGA	Pct.	FT-FTA	Pct.	Reb.-Avg.	AST	STL	BL	PF-DQ	Pts.-Avg.
88-89 - San Antonio	81	2738	640-1285	.498	4-21	.190	224-289	.775	417-5.1	372	150	62	295-8	1508-18.6
89-90 - San Antonio	82	2788	532-1082	.492	7-26	.269	217-290	.748	372-4.5	364	111	58	252-3	1288-15.7
90-91 - San Antonio	75	2592	459-991	.457	7-35	.200	170-213	.798	351-4.7	358	79	46	226-4	1083-14.4
91-92 - San Antonio	57	1889	312-685	.456	13-58	.232	107-138	.775	300-5.3	302	54	51	151-2	744-13.1
92-93 - San Antonio	38	560	80-186	.430	1-8	.125	22-28	.786	57-1.5	79	14	6	52-0	183-4.8
93-94 - San Antonio	80	2488	394-837	.471	22-68	.324	145-171	.848	242-3.0	347	71	48	187-1	955-11.9
94-95 - San Antonio	38	558	76-162	.469	3-19	.158	30-41	.732	55-1.4	52	26	10	71-1	185-4.9
95-96 - Tor./N.Y.	76	2060	288-660	.436	34-120	.283	132-163	.810	246-3.2	197	75	59	230-5	742-9.8
96-97 - Miami	28	303	29-64	.453	8-19	.421	17-20	.850	42-	34	14	4	36-0	83-3.0
Reg. Season Totals	555	15974	2804-5952	.471	99-372	.266	1064-1353	.786	2082	2105	594	342	1500-24	6771-12.2
Playoff Totals	G	MIN	FG-FGA	Pct.	3FG-3FGA	Pct.	FT-FTA	Pct.	Reb.-Avg.	AST	STL	BL	PF-DQ	Pts.-Avg.
89-90 - San Antonio	10	375	87-168	.518	2-5	.400	29-36	.806	54-5.4	52	9	4	40-2	205-20.5
90-91 - San Antonio	4	159	33-68	.485	2-10	.200	8-13	.615	19-4.8	19	5	2	16-0	76-19.0
92-93 - San Antonio	10	219	37-82	.451	6-11	.545	15-17	.882	23-2.3	28	9	2	23-0	95-9.5
93-94 - San Antonio	4	106	14-37	.378	1-1	1.000	4-7	.571	8-2.0	12	5	2	7-0	33-6.3
94-95 - San Antonio	11	97	9-20	.450	0-1	.000	2-3	.667	12-1.1	10	5	0	12-0	20-1.8
95-96 - New York	4	64	7-22	.318	1-6	.167	6-7	.857	9-2.3	1	4	0	10-0	21-5.3
96-97 - Miami	9	120	11-30	.367	2-8	.250	9-10	.900	17-1.9	5	4	2	20-0	33-3.7
Playoff Totals	52	1140	198-427	.464	14-42	.333	73-93	.785	142	127	42	12	128-2	483-9.3

BASSETT, Eugene Timothy (Tim) — Lettered at UGA 1972, 1973...San Diego, N.Y. of ABA; NY/NJ Nets of NBA

Season-Team	G	MIN	FG-FGA	Pct.	3FG-3FGA	Pct.	FT-FTA	Pct.	Reb.-Avg.	AST	ST	BL	PF-DQ	Pts.-Avg.
73-74 - San Diego (ABA)	82	1854	233-499	.467	0-4	.000	89-167	.593	595-7.3	109	57	35	185-0	565-6.9
74-75 - San Diego (ABA)	72	1998	244-518	.471	3-4	.750	82-146	.562	526-7.3	117	45	36	159-0	573-8.0
75-76 - New York (ABA)	84	1790	173-396	.437	1-6	.167	58-98	.592	531-6.3	65	47	41	247-0	405-4.8
76-77 - NY Nets	76	2442	293-738	.397	—	—	101-177	.571	641-8.4	109	95	53	246-10	687-9.0
77-78 - New Jersey	65	1474	149-354	.388	—	—	50-97	.515	404-6.2	63	62	33	181-5	348-5.4
78-79 - New Jersey	82	1508	116-313	.371	—	—	89-131	.679	418-5.1	99	44	29	219-1	321-3.9
79-80 - NJ/SA	12	164	12-34	.359	—	—	10-15	.667	33-2.8	14	8	0	27-0	34-2.8
Reg. NBA Totals	235	5585	570-1470	.388	—	—	250-420	.595	1496-6.4	285	209	115	673-16	1390-5.9
Reg. ABA Totals	238	5642	650-1413	.450	4-14	.266	239-411	.582	1552-6.5	291	149	112	591-0	1543-6.5
NBA Playoff Totals	5	36	3-7	.429	—	—	2-2	1.000	3-0.7	0	0	0	11-0	8-1.6
ABA Playoff Totals	19	556	77-158	.487	0-1	.000	16-23	.696	162-8.5	29	9	14	64-0	170-8.9

DORSEY, Jacky — Lettered at UGA 1975, 1976...Denver, Portland, Houston, Seattle of NBA

Season-Team	G	MIN	FG-FGA	Pct.	3FG-3FGA	Pct.	FT-FTA	Pct.	Reb.-Avg.	AST	ST	BL	PF-DQ	Pts.-Avg.
77-78 - Den./Port.	11	88	12-31	.387	—	—	10-16	.625	30-2.7	5	2	3	17-0	34-3.1
78-79 - Houston	20	108	24-43	.558	—	—	8-16	.500	23-1.2	2	1	2	25-0	56-2.8
80-81 - Seattle	29	253	20-70	.286	0-0	.000	13-25	.520	88-3.0	9	9	1	47-0	53-1.8
Reg. Season Totals	50	449	56-144	.389	0-0	.000	31-57	.544	141-2.8	16	12	6	88-0	143-2.4
Playoff Totals	1	1	0-0	.000	—	—	0-0	.000	0-0.0	0	0	0	0-0	0-0.0

GAINES, Sundiata — Lettered at UGA 2005-08...Utah/MIN/TOR/NJ of NBA

Season, Team	G-GS	MIN	FG-FGA	Pct.	3FG-3FGA	Pct.	FT-FTA	Pct.	Reb.-Avg.	AST	ST	BL	PF-DQ	Pts.-Avg.
09-10 - Utah	32	217	38-82	.463	7-26	.269	23-46	.500	29-0.9	39	12	0	17	106-3.3
10-11 - MIN/TOR/NJN	24	300	42-105	.400	9-38	.237	18-36	.500	38-1.6	42	16	1	25	111-4.6
Reg. Season Totals	56	517	80-187	.428	16-64	.250	41-82	.500	67-1.2	81	28	1	42	217-3.9
Playoff Record														
09-10 - Utah	5	7	5-6	.833	1-1	1.000	0-2	.000	2-0.4	0	0	0	1	11-2.2



Bulldogs in the NBA

Career NBA Stats of Georgia Players

FLEMING, Vern — Lettered at UGA 1981-84...Indiana of NBA

Season, Team	G-GS	MIN	FG-FGA	Pct.	3FG-3FGA	Pct.	FT-FTA	Pct.	Reb.-Avg.	AST	ST	BL	PF-DQ	Pts.-Avg.
84-85 - Indiana	80-65	2486	433-922	.470	0-4	.000	260-339	.767	323-4.0	247	99	8	232-4	1126-14.1
85-86 - Indiana	80-77	2870	436-862	.506	1-6	.167	263-353	.745	386-4.8	505	131	5	230-3	1136-14.2
86-87 - Indiana	82-82	1549	370-727	.509	2-10	.200	238-302	.788	334-4.1	473	109	18	222-3	980-12.0
87-88 - Indiana	80-80	2733	442-845	.523	0-13	.000	227-283	.802	364-4.6	568	115	11	225-0	1111-13.9
88-89 - Indiana	76-69	2552	419-814	.515	3-23	.130	243-304	.799	310-4.1	494	77	12	212-4	1084-14.3
89-90 - Indiana	82-82	2876	467-919	.508	12-34	.353	230-294	.782	322-3.9	610	92	10	213-1	1176-14.3
90-91 - Indiana	69-45	1929	356-671	.531	4-18	.222	161-221	.729	214-3.1	369	76	13	116-0	877-12.7
91-92 - Indiana	82-6	1737	294-610	.482	6-27	.222	132-179	.737	209-2.5	266	56	7	134-0	726-8.9
92-93 - Indiana	75-8	1503	280-554	.505	7-36	.194	143-197	.726	169-2.3	224	63	9	126-1	710-9.5
93-94 - Indiana	55-5	1053	147-318	.462	0-4	.000	64-87	.736	123-2.2	173	40	6	98-1	358-6.5
94-95 - Indiana	55-4	686	93-188	.495	0-7	.000	65-90	.722	88-1.6	109	27	1	80-0	251-4.6
Reg. Season Totals	816	22974	3737-7430	.503	35-182	.192	2026-2649	.765	2842-3.5	4038	885	100	1888-17	9535-11.7

PLAYOFF RECORD

Season-Team	G	MIN	FG-FGA	Pct.	3FG-3FGA	Pct.	FT-FTA	Pct.	Reb.-Avg.	AST	ST	BL	PF-DQ	Pts.-Avg.
86-87 - Indiana	4	141	13-36	.361	0-1	.000	23-30	.767	26-6.5	24	4	1	15-1	49-12.3
89-90 - Indiana	3	113	16-34	.471	0-2	.000	8-9	.889	13-4.3	18	2	1	6-0	40-13.3
90-91 - Indiana	5	115	18-40	.450	0-1	.000	11-14	.786	17-3.4	23	1	3	10-0	47-9.4
91-92 - Indiana	3	51	10-18	.556	0-0	.000	1-3	.333	2-0.7	6	3	0	5-0	21-7.0
92-93 - Indiana	3	80	12-27	.444	2-4	.500	4-4	1.000	5-1.7	3	2	1	6-0	30-10.0
93-94 - Indiana	16	247	39-76	.513	0-5	.000	17-20	.850	21-1.3	36	10	1	27-0	95-5.9
94-95 - Indiana	3	8	1-3	.333	0-1	.000	0-3	.000	2-0.7	2	0	0	0-0	2-0.7
Playoff Totals	37	755	109-234	.466	2-14	.143	64-83	.771	86-2.3	114	22	7	69-1	284-7.7

GREEN, Litterial — Lettered at UGA 1989-92...Orlando, Detroit, Milwaukee, Cleveland of NBA

Season, Team	G-GS	MIN	FG-FGA	Pct.	3FG-3FGA	Pct.	FT-FTA	Pct.	Reb.-Avg.	AST	ST	BL	PF-DQ	Pts.-Avg.
92-93 - Orlando	52-4	626	87-198	.439	1-10	.100	60-96	.625	34-0.7	116	23	4	70-0	235-4.5
93-94 - Orlando	29-0	126	22-57	.386	1-4	.250	28-37	.757	12-0.4	9	6	1	16-0	73-2.5
96-97 - Detroit	45-0	311	30-64	.469	0-10	.000	30-47	.638	22-0.5	41	16	1	27-0	90-2.0
97-98 - Milwaukee	21-0	124	5-23	.217	0-2	.000	15-20	.750	7-0.3	16	4	0	11-0	25-1.2
98-99 - Cleveland	1-0	2	0-1	.000	0-0	.000	0-0	.000	0-0.0	0	0	0	0-0	0-0.0
Reg. Season Totals	148-4	1189	144-343	.420	2-26	.077	133-200	.665	75-0.5	182	49	6	124-0	423-2.9

HARVEY, Antonio — Lettered at UGA 1991...LA Lakers

Season, Team	G-GS	MIN	FG-FGA	Pct.	3FG-3FGA	Pct.	FT-FTA	Pct.	Reb.-Avg.	AST	ST	BL	PF-DQ	Pts.-Avg.
93-94 - LA Lakers	27-6	247	29-79	.367	0-0	.000	12-26	.462	59-2.2	5	8	19	39-0	70-2.6
94-95 - LA Lakers	59-2	572	77-176	.438	1-1	1.000	24-45	.533	102-1.7	23	15	41	87-0	179-3.0
Reg. Season Totals	86-8	819	106-255	.416	1-1	1.000	36-71	.507	161-1.7	28	23	60	126-0	249-2.9
Playoff Record														
94-95 - LA Lakers	3	4	0-0	.000	0-0	.000	0-0	.000	1-0.3	0	0	0	0-0	0-0.0

HAYES, Jarvis James — Lettered at UGA 2002-03...Washington, Detroit, New Jersey of NBA

Season, Team	G	MIN	FG-FGA	Pct.	3FG-3FGA	Pct.	FT-FTA	Pct.	Reb.-Avg.	AST	ST	BL	PF-DQ	Pts.-Avg.
03-04 - Washington	70	2044	278-695	.400	40-131	.305	77-98	.786	264-3.8	106	71	11	157-2	673-9.6
04-05 - Washington	54	1560	206-530	.389	42-123	.341	99-118	.839	227-4.2	90	49	9	107-1	553-10.2
05-06 - Washington	21	517	77-183	.421	17-47	.362	25-30	.833	76-3.6	27	16	1	38-0	196-9.3
06-07 - Washington	81	1626	224-546	.410	66-183	.361	71-84	.845	210-2.6	80	48	13	160-0	585-7.2
07-08 - Detroit	82	1287	217-504	.431	73-194	.376	45-60	.750	178-2.2	62	47	6	137-0	552-6.7
08-09 - New Jersey	74	1832	257-577	.445	94-244	.385	36-52	.692	267-3.6	54	52	7	162-0	644-8.7
09-10 - New Jersey	45	1032	138-328	.421	60-179	.335	14-18	.778	108-2.4	40	29	9	91-0	350-7.8
Reg. Season Totals	427	9899	1397-3363	.415	392-1101	.356	367-460	.798	1330-3.1	459	312	56	852-3	3553-8.3
PLAYOFF RECORD														
Washington - 06-07	4	139	15-46	.326	7-19	.368	6-7	.857	14-3.5	4	2	1	12-0	43-10.8
Detroit - 07-08	11	200	24-76	.316	12-33	.364	6-7	.857	30-2.7	8	3	3	23-0	66-6.0
Playoff Totals	15	339	39-122	.320	19-52	.365	12-14	.857	44-2.9	12	5	4	35-0	109-7.3

HENDERSON, Cedric — Lettered at UGA 1985...Atlanta of NBA

Season-Team	G	MIN	FG-FGA	Pct.	3FG-3FGA	Pct.	FT-FTA	Pct.	Reb.-Avg.	AST	ST	BL	PF-DQ	Pts.-Avg.
86-87 - Atlanta	8	16	4-8	.500	0-0	.000	3-3	1.000	8-1.0	0	0	0	2-0	11-1.4

JONES, Jumaine Lanard — Lettered at UGA 1998-99...Phila., Cleveland, Boston, LAL, Charlotte & Phoenix

Season-Team	G	MIN	FG-FGA	Pct.	3FG-3FGA	Pct.	FT-FTA	Pct.	Reb.-Avg.	AST	ST	BL	PF-DQ	Pts.-Avg.
99-00 - Philadelphia	33	138	22-58	.379	2-4	.500	11-18	.611	38-1.2	5	6	5	10-0	57-1.7
00-01 - Philadelphia	65	866	122-275	.432	20-60	.333	40-53	.755	189-2.9	32	30	15	68-0	304-4.7
01-02 - Cleveland	81	2,142	287-640	.443	52-168	.319	45-68	.662	490-6.0	116	75	46	184-1	671-8.3
02-03 - Cleveland	80	2,204	308-710	.434	111-314	.354	57-83	.687	405-5.1	112	67	22	176-1	784-9.8
03-04 - Boston	42	373	33-96	.344	13-44	.295	14-23	.609	68-1.6	14	12	9	48-0	93-2.2
04-05 - L.A. Lakers	76	1831	210-486	.432	102-261	.391	55-75	.733	398-5.2	65	44	24	165-1	577-7.6
05-06 - Charlotte	76	2093	298-736	.405	115-335	.343	88-121	.727	376-4.9	63	68	22	200-2	799-10.5
06-07 - Phoenix	18	138	14-51	.275	10-32	.313	2-2	1.000	23-1.3	1	5	1	19-0	40-2.2
Reg. Season Totals	471	9780	1294-3052	.424	425-1218	.313	312-443	.704	1987-4.2	408	307	144	870-5	3325-7.1
Playoff Totals	29	483	55-134	.410	8-36	.222	15-21	.714	89-3.1	19	10	11	37-0	133-4.6



Bulldogs in the NBA



Career NBA Stats of Georgia Players

KESSLER, Alec Christopher — Lettered at UGA 1987-90...Miami of NBA

Season, Team	G-GS	MIN	FG-FGA	Pct.	3FG-3FGA	Pct.	FT-FTA	Pct.	Reb.-Avg.	AST	ST	BL	PF-DQ	Pts.-Avg.
90-91 - Miami	78-18	1259	199-468	.425	0-4	.000	88-131	.672	336-4.3	31	17	26	189-1	486-6.2
91-92 - Miami	77-4	1197	158-383	.413	0-0	.000	94-115	.817	314-4.1	34	17	32	185-3	410-5.3
92-93 - Miami	40-2	415	57-122	.467	5-11	.455	36-47	.766	91-2.3	14	4	12	63-0	155-3.9
93-94 - Miami	15-0	66	11-25	.440	5-9	.556	6-8	.750	10-0.7	2	1	1	14-0	33-2.2
Reg. Season Totals	210-24	2937	425-998	.426	10-24	.417	224-301	.744	751-3.6	81	39	71	451-4	1084-5.2
Playoff Totals	2-0	12	0-2	.000	0-0	.000	2-2	1.000	1-0.5	0	0	0	1-0	2-1.0

WHITE, Ralph Herbert (Herb) - Lettered at UGA 1968-70...Atlanta of NBA

Season, Team	G	MIN	FG-FGA	Pct.	3FG-3FGA	Pct.	FT-FTA	Pct.	Reb.-Avg.	AST	ST	BL	PF-DQ	Pts.-Avg.
70-71 - Atlanta	38	315	34-84	.405	—	—	22-39	.564	48-1.3	47	0	0	62-2	90-2.4

WILKINS, Damien Lamont — Lettered at UGA 2003-04 ... Seattle/OKC/Minn./ATL of NBA

Season, Team	G	MIN	FG-FGA	Pct.	3FG-3FGA	Pct.	FT-FTA	Pct.	Reb.-Avg.	AST	ST	BL	PF-DQ	Pts.-Avg.
04-05 - Seattle	29	520	73-168	.435	16-59	.271	21-34	.618	66-2.3	26	22	10	55-0	183-6.3
05-06 - Seattle	82	1525	193-435	.444	14-56	.250	136-162	.840	192-2.3	107	72	12	144-0	536-6.5
06-07 - Seattle	82	2037	262-602	.435	50-122	.410	150-170	.882	229-2.8	156	92	16	157-0	724-8.8
07-08 - Seattle	76	1843	271-673	.403	50-155	.323	106-144	.736	245-3.2	150	62	19	128-0	698-9.2
08-09 - Okla. City	41	636	77-213	.362	27-72	.375	37-46	.804	70-1.7	37	22	7	55-0	218-7.6
09-10 - Minn.	80	1585	165-381	.433	18-61	.295	103-129	.798	249-3.1	135	66	25	144-0	451-5.6
10-11 - Atlanta	52	676	69-137	.504	2-10	.200	40-56	.714	90-1.7	41	27	9	72-0	180-3.5
Reg. Season Totals	442	8823	1110-2609	.425	177-535	.331	593-741	.800	1141-2.6	652	363	98	755-0	2990-6.8
Playoff Totals	15	174	23-49	.469	3-13	.231	4-9	.444	26-1.7	4	12	3	19-0	53-3.5

WILKINS, Jacque Dominique — Lettered at UGA 1980-82...Atlanta, LAC, Boston, San Antonio & Orlando of NBA*

Season - Team	G-GS	MIN	FG-FGA	Pct.	3FG-3FGA	Pct.	FT-FTA	Pct.	Reb.-Avg.	AST	ST	BL	PF-DQ	Pts.-Avg.
82-83 - Atlanta	82-82	2697	601-1220	.493	2-11	.182	230-337	.682	478-5.8	129	84	63	210-1	1434-17.5
83-84 - Atlanta	81-81	2961	684-1429	.479	0-11	.000	382-496	.770	582-7.2	126	117	87	197-1	1750-21.6
84-85 - Atlanta	81-81	3023	853-1891	.451	25-81	.309	486-603	.806	557-6.9	200	135	54	170-0	2217-27.4
85-86 - Atlanta	78-78	3049	888-1897	.468	13-70	.186	577-705	.818	618-7.9	206	138	49	170-0	2366-30.3
86-87 - Atlanta	79-79	2969	828-1787	.463	31-106	.292	607-742	.818	494-6.3	261	117	51	149-0	2294-29.0
87-88 - Atlanta	78-76	2948	909-1957	.464	38-129	.295	541-655	.826	502-6.4	224	103	47	162-0	2397-30.7
88-89 - Atlanta	80-80	2997	814-1756	.464	29-105	.276	442-524	.844	553-6.9	211	117	52	138-0	2099-26.2
89-90 - Atlanta	80-79	2888	810-1672	.484	59-183	.322	459-569	.807	521-6.5	200	126	47	141-0	2138-26.7
90-91 - Atlanta	81-81	3078	770-1640	.470	85-249	.341	476-574	.829	732-9.0	265	123	65	156-0	2101-25.9
91-92 - Atlanta	42-42	1601	424-914	.464	37-128	.289	294-352	.835	295-7.0	158	52	24	77-0	1179-28.1
92-93 - Atlanta	71-70	2647	741-1584	.468	120-316	.380	519-627	.828	482-6.8	227	70	27	116-0	2121-29.9
93-94 - Atl./LA Clip.	74-74	2635	698-1588	.440	85-295	.288	442-522	.847	481-6.5	169	92	30	126-0	1923-26.0
94-95 - Boston	77-77	2423	496-1169	.424	112-289	.388	266-340	.782	401-5.2	166	61	14	130-0	1370-17.8
96-97 - San Antonio	63-26	1945	397-953	.417	70-239	.293	381-350	.803	402-6.4	119	39	31	100-0	1145-18.2
98-99 - Orlando	27-2	252	50-132	.379	5-19	.263	29-42	.690	71-2.6	16	4	1	19	134-5.0
Reg. Season Totals	1074	38,113	9,963-21,589	.461	711-2,231	.319	6,031-7,438	.811	7169-6.7	2,677	1,378	642	2061-2	26,668-24.8

PLAYOFF RECORD

Season - Team	G	MIN	FG-FGA	Pct.	3FG-3FGA	Pct.	FT-FTA	Pct.	Reb.-Avg.	AST	STL	BL	PF-DQ	Pts.-Avg.
82-83 - Atlanta	3	109	17-42	.405	1-1	1.000	12-14	.857	15-5.0	1	2	1	9-0	47-15.7
83-84 - Atlanta	5	197	35-84	.417	0-1	.000	26-31	.839	41-8.2	11	12	1	13-0	96-19.2
85-86 - Atlanta	9	360	94-217	.433	1-5	.200	68-79	.861	54-6.0	25	9	2	24-0	257-28.6
86-87 - Atlanta	9	360	86-210	.410	3-10	.300	66-74	.892	70-7.8	25	16	8	25-0	241-26.8
87-88 - Atlanta	12	473	137-300	.457	4-18	.222	96-125	.768	77-6.4	34	16	6	24-0	374-31.2
88-89 - Atlanta	5	212	52-116	.448	5-17	.294	27-38	.711	27-5.4	17	4	8	5-0	136-27.2
90-91 - Atlanta	5	195	35-94	.372	2-15	.133	32-35	.914	32-6.4	13	9	5	8-0	104-20.8
92-93 - Atlanta	3	113	32-75	.427	3-12	.250	23-30	.767	16-5.3	9	3	1	8-0	90-30.0
94-95 - Boston	4	150	26-61	.426	8-17	.471	16-18	.889	43-10.8	8	2	3	7-0	76-19.0
98-99 - Orlando	1	3	1-2	.500	0-0	.000	0-0	.000	0-0.0	0	0	0	0-0	2-2.0
Playoff Totals	56	2172	515-1201	.429	27-96	.281	366-444	.824	375-6.7	143	73	35	123-0	1423-25.4

ALL-STAR GAME RECORD

Season - Team	MIN	FG-FGA	Pct.	3FG-3FGA	Pct.	FT-FTA	Pct.	REB	AST	STL	BL	PF-DQ	PTS
1986 - Atlanta	17	6-15	.400	0-0	.000	1-2	.500	3	2	0	1	2	13
1987 - Atlanta	24	3-9	.333	0-0	.000	4-7	.571	5	1	0	1	2	10
1988 - Atlanta	30	12-22	.545	0-0	.000	5-6	.833	5	0	0	1	3	29
1989 - Atlanta	15	3-8	.375	0-0	.000	3-3	1.000	2	0	3	0	0	9
1990 - Atlanta	16	5-10	.500	1-1	1.000	2-2	1.000	0	4	1	0	1	13
1991 - Atlanta	22	3-11	.273	0-2	.000	6-8	.750	3	4	1	1	2	12
1992 - Atlanta (Selected - did not play because of injury)													
1993 - Atlanta	18	2-11	.182	1-3	.333	4-4	1.000	7	0	1	0	2	9
1994 - Atlanta	17	4-9	.444	0-2	.000	3-6	.500	2	4	0	0	1	11
All-Star Totals	159	38-95	.400	2-8	.250	28-38	.737	27	15	6	4	13	106

*Played the 1996 season for Panathinaikos Athens of Greek League

OUTLOOK PLAYERS STAFF OPPONENTS REVIEW RECORDS HISTORY MEDIA



Post-Season History

Georgia in the NCAA Tournament

Year	Region	Seed	Location	Record	Round - Result
1983	East	#4	Greensboro, N.C.	1-0	1st Round - Defeated #5 Va. Commonwealth 56-54
			Syracuse, N.Y.	2-0	Regional Semis - Defeated #1 St. John's 70-67
			Syracuse, N.Y.	3-0	Regional Finals - Defeated #2 UNC 82-77
			Albuquerque, N.M.	3-1	Nat'l. Semis - Lost to West #6 N.C. State 67-60
1985*	East	#6	Atlanta, Ga.	1-0	1st Round - Defeated #11 Wichita State 67-59
			Atlanta, Ga.	1-1	2nd Round - Lost to #3 Illinois 74-58
1987	West	#8	Salt Lake City, Utah	0-1	1st Round - Lost to #9 Kansas State 82-79 (OT)
1990	Midwest	#7	Indianapolis, Ind.	0-1	1st Round - Lost to #10 Texas 100-88
1991	Southeast	#11	Louisville, Ky.	0-1	1st Round - Lost to #6 Pittsburgh 76-68 (OT)
1996	West	#8	Albuquerque, N.M.	1-0	1st Round - Defeated #9 Clemson 81-74
			Albuquerque, N.M.	2-0	2nd Round - Defeated #1 Purdue 76-69
			Denver, Colo.	2-1	Regional Semis - Lost to #4 Syracuse 83-81 (OT)
1997	Southeast	#3	Charlotte, N.C.	0-1	1st Round - Lost to #14 Chattanooga 73-70
2001	East	#8	Greensboro, N.C.	0-1	1st Round - Lost to #9 Missouri 70-68
2002*	East	#3	Chicago, Illinois	1-0	1st Round - Defeated #14 Murray State 85-68
			Chicago, Illinois	1-1	2nd Round - Lost to #11 Southern Illinois 75-72
2008	West	#14	Washington, D.C.	0-1	1st Round - Lost to #3 Xavier 73-61
2011	East	#10	Charlotte, N.C.	0-1	2nd Round - Lost to #7 Washington 68-65

All-Time Record (9 Appearances): **Won 5, Lost 8**

Best Showing: **1983 National Semifinalist**

*Appearance later vacated because of NCAA sanctions.

Georgia in the National Invitation Tournament

Year	Location	Rec.	Round - Result	Year	Location	Rec.	Round - Result
1981	Athens	1-0	1st - Def. ODU 74-60	1995	Lincoln, Neb.	0-1	1st - Lost to Nebraska 69-61
	Athens	1-1	2nd - Lost to South Ala. 73-72	1998	Iowa City, Iowa	1-0	1st - Def. Iowa 100-93
1982	Athens	1-0	1st - Def. Temple 73-60		Raleigh, N.C.	2-0	2nd - Def. N.C. State 61-55
	Athens	2-0	2nd - Def. Maryland 83-69	Athens, Ga.	3-0	3rd - Def. Vanderbilt 79-65	
	Athens	3-0	3rd - Def. Virginia Tech 90-73	New York	3-1	Semifinals - Lost to Penn St. 66-60	
	New York	3-1	Semifinals - Lost to Purdue 61-60	New York	4-1	3rd-Place - Def. Fresno St. 95-79	
1984	Chattanooga	0-1	1st - Lost to UT-Chatt. 74-69	1999	Clemson, S.C.	0-1	1st - Lost to Clemson 77-57
1986	Chattanooga	1-0	1st - Def. UT-Chatt. 95-81	2004	Ames, Iowa	0-1	1st - Lost to Iowa St. 82-74
	Athens, Ga.	1-1	2nd - Lost to Clemson 77-65	2007	Athens, Ga.	1-0	1st - Def. Fresno State 88-78
1988	Athens, Ga.	1-0	1st - Def. Ga. Southern 53-48		Colorado Spr., Col.	1-1	2nd - Lost to Air Force 83-52
1993	Murfreesboro, Tenn.	1-1	2nd - Lost to MTSU 69-59	All-Time Record (11 appearances): W11, L11			
	Morgantown, W.Va.	0-1	1st - Lost to West Va. 95-84	Best Showing: 1982, 1998 - 3rd Place			

Georgia's Post-Season Record by Site

Site	NCAA/NIT	Record	Year(s)
Albuquerque, N.M.	NCAA	2-1	1983, 1996
Ames, Iowa	NIT	0-1	2004
Athens, Ga.	NIT	7-2	1981-82-86-88-98-07
Atlanta, Ga.	NCAA	1-1	1985
Charlotte, N.C.	NCAA	0-2	1997, 2011
Chattanooga, Tenn.	NIT	1-1	1984, 1986
Chicago, Illinois	NCAA	1-1	2002
Clemson, S.C.	NIT	0-1	1999
Colorado Springs, Colo.	NIT	0-1	2007
Denver, Colo.	NCAA	0-1	1996
Greensboro, N.C.	NCAA	1-1	1983, 2001
Indianapolis, Ind.	NCAA	0-1	1990
Iowa City, Iowa	NIT	1-0	1998
Lincoln, Neb.	NIT	0-1	1995
Louisville, Ky.	NCAA	0-1	1991
Morgantown, W.Va.	NIT	0-1	1993
Murfreesboro, Tenn.	NIT	0-1	1988
New York, N.Y.	NIT	1-2	1982, 1998
Raleigh, N.C.	NIT	1-0	1998
Salt Lake City, Utah	NCAA	0-1	1987
Syracuse, N.Y.	NCAA	2-0	1983
Washington, D.C.	NCAA	0-1	2008

Georgia's Post-Season Record by Opponent

School	NCAA/NIT	Rec.	School	NCAA/NIT	Rec.
Air Force	NIT	0-1	Pittsburgh	NCAA	0-1
Chattanooga	NCAA/NIT	1-2	Purdue	NCAA/NIT	1-1
Clemson	NCAA/NIT	1-2	St. John's	NCAA	1-0
Fresno State	NIT	2-0	South Ala.	NIT	0-1
Ga. Southern	NIT	1-0	Southern Ill.	NCAA	0-1
Illinois	NCAA	0-1	Syracuse	NCAA	0-1
Iowa	NIT	1-0	Temple	NIT	1-0
Iowa State	NIT	0-1	Texas	NCAA	0-1
Kansas State	NCAA	0-1	Vanderbilt	NIT	1-0
Maryland	NIT	1-0	VCU	NCAA	1-0
Mid. Tenn. State	NIT	0-1	Virginia Tech	NIT	1-0
Missouri	NCAA	0-1	Washington	NCAA	0-1
Murray State	NCAA	1-0	West Virginia	NIT	0-1
Nebraska	NIT	0-1	Wichita State	NCAA	1-0
North Carolina	NCAA	1-0	Xavier	NCAA	0-1
N.C. State	NCAA/NIT	1-1			
Old Dominion	NIT	1-0			
Penn State	NIT	0-1			



Post-Season History

OUTLOOK
PLAYERS
STAFF
OPPONENTS
REVIEW
RECORDS
HISTORY
MEDIA



Georgia in 2011 made its first NCAA Tournament appearance in three years when it faced Washington in Charlotte, N.C.

Chronological NCAA Results

1983 - East Region #4 Seed

2nd Round-East Region - Greensboro, N.C.
 March 19 - GEORGIA 56, #5 Va. Commonwealth 54
EAST REGIONAL - Syracuse, N.Y.
 March 25 - GEORGIA 70, #1 St. John's 67
 March 27 - GEORGIA 82, #2 North Carolina 77

FINAL FOUR - Albuquerque, N.M.

April 2 - N.C. State 67, GEORGIA 60

1985 - East Region #6 Seed*

1st and 2nd Rounds - East Region - Atlanta, Ga.
 March 15 - GEORGIA 67, #11 Wichita State 59
 March 17 - #3 Illinois 74, GEORGIA 58

1987 - West Region #8 Seed

1st Round - West Region - Salt Lake City, Utah
 March 12 - #9 Kansas State 82, GEORGIA 79 (OT)

1990 - Midwest Region #7 Seed

1st Round - Midwest Region - Indianapolis, Ind.
 March 16 - #10 Texas 100, GEORGIA 88

1991 - Southeast Region #11 Seed

1st Round - Southeast Region - Louisville, Ky.
 March 14 - #6 Pittsburgh 76, GEORGIA 68 (OT)

1996 - West Region #8 Seed

1st & 2nd Rounds - West Region - Albuquerque, N.M.
 March 14 - GEORGIA 81, #9 Clemson 74

March 16 - GEORGIA 76, #1 Purdue 69

WEST REGIONAL - Denver, Colorado

March 22 - #4 Syracuse 83, GEORGIA 81 (OT)

1997 - Southeast Region #3 Seed

1st & 2nd Rounds - Southeast Region - Charlotte, N.C.

March 14 - #14 UT Chattanooga 73, Georgia 70

2001 - East Region #8 Seed

1st & 2nd Rounds - East Region - Greensboro, N.C.
 March 15 - #9 Missouri 70, GEORGIA 68

2002 - East Region #3 Seed*

1st & 2nd Rounds - East Region - Chicago, Ill.
 March 15 - #3 GEORGIA 85, #14 Murray State 68
 March 17 - #11 Sou. Illinois 77, #3 GEORGIA 75

2008 - West Region #14 Seed


1st Round - West Region - Washington, D.C.
 March 20 - #3 Xavier 73, #14 GEORGIA 61

2011 - East Region #10 Seed


2nd Round - East Region - Charlotte, N.C.
 March 18 - #7 Washington 68, #10 Georgia 65

*Appearance later vacated because of NCAA sanctions.

Post-Season History



TWO OF GEORGIA'S BEST-EVER SHOWINGS IN NCAA TOURNAMENT ACTION: (Above) The 1983 Bulldogs upended top-seeded St. John's and No. 2 seed North Carolina en route to the Final Four in Albuquerque. (Right) Shandon Anderson battles Jason Cipolla of Syracuse for a loose ball in their 1996 Sweet Sixteen matchup.



OUTLOOK

PLAYERS

STAFF

OPPONENTS

REVIEW

RECORDS

HISTORY

MEDIA

1983 NCAA TOURNAMENT

2nd Round - Greensboro, N.C. March 19, 1983
VIRGINIA COMMONWEALTH (54): F. Brown, 6-10, 2-2, 14; M. Brown, 5-7, 0-0, 10; Schlegel, 2-6, 0-1, 4; Lamb, 3-4, 0-0, 6; Duncan, 5-12, 3-5, 13; Davis, 0-1, 0-0, 0; Corker, 2-6, 3-6, 7. **TOTALS:** 23-46, 8-14, 54.
GEORGIA (56): Banks, 7-12, 0-0, 14; Heard, 1-2, 0-2, 2; Fair, 4-10, 1-2, 9; Crosby, 5-13, 1-2, 11; Fleming, 7-13, 2-3, 16; Hartry, 1-3, 2-2, 4. **TOTALS:** 25-53, 6-11, 56.
Halftime Score: GA 29, VCU 27; **Rebounds:** GA 31 (Heard 8, Banks, Fair 6), VCU 26 (F. Brown 8); **Assists:** GA 20 (Banks 8), VCU 15 (Lamb 7); **FG Pct.:** VCU .500, GA .472; **FT Pct.:** VCU .571, GA .545; **Attendance:** 14,865.

3rd Round - Syracuse, N.Y. March 25, 1983
GEORGIA (70): Banks, 4-8, 2-3, 10; Heard, 3-5, 5-6, 11; Fair, 11-21, 5-8, 27; Crosby, 3-9, 2-2, 8; Fleming, 5-11, 0-0, 10; Hartry, 1-3, 2-2, 4; Corhen, 0-2, 0-1, 0. **TOTALS:** 27-59, 16-22, 70.
ST. JOHN'S (67): Russell, 4-8, 6-7, 14; Goodwin, 6-12, 0-2, 12; Wennington 5-8, 0-0, 10; Kelly, 0-2, 0-0, 0; Mullin, 6-11, 7-8, 19; Williams, 4-7, 4-4, 12; Stewart, 0-2, 0-0, 0. **TOTALS:** 25-50, 17-21, 67.
Halftime Score: St. John's 29, GA 27; **Rebounds:** St. John's 38 (Russell 12, Wennington 10), GA 26 (Fair 9, Heard 5); **Assists:** St. John's 16 (Goodwin, Mullin 4), GA 12 (Fair 3); **FG Pct.:** St. John's .500, GA .458; **FT Pct.:** St. John's .809, GA .727; **Attendance:** 23,286.

East Regional Final - Syracuse, N.Y. March 27, 1983
GEORGIA (82): Banks, 7-10, 6-6, 20; Heard, 4-6, 0-0, 8; Fair, 5-6, 1-2, 11; Crosby, 6-12, 5-8, 17; Fleming, 6-16, 5-8, 17; Hartry, 1-1, 0-0, 2; Corhen, 3-6, 1-4, 7. **TOTALS:** 32-57, 18-28, 82.
NORTH CAROLINA (77): Perkins, 5-9, 4-4, 14; Doherty, 3-8, 4-4, 10; Daugherty, 6-10, 3-3, 15; Jordan, 11-23, 4-5, 26; Braddock, 5-9, 0-1, 10; Hunter, 1-3, 0-0, 2; Hale, 0-1, 0-0, 0. **TOTALS:** 31-63, 15-17, 77.
Halftime Score: GA 37, NC 35; **Rebounds:** GA 37 (Heard 9, Fleming 8); NC 32 (Perkins 11, Daugherty 9); **Assists:** GA 16 (Fleming 5), NC 13 (Braddock 7); **FG Pct.:** GA .561, NC .492; **FT Pct.:** NC .882, GA .643; **Attendance:** 22,984.

NCAA Semifinal - Albuquerque, N.M. April 2, 1983
NORTH CAROLINA STATE (67): Bailey 9-17 2-5 20, Charles 2-2 1-2 5, McQueen 4-5 0-0 8, Whittenburg 8-18 4-4 2, Lowe 4-6 2-2 10, Gannon 1-4 2-2 4. **TOTALS:** 28-52 11-15 67.
GEORGIA (60): Banks 5-19 3-5 13, Heard 3-5 2-3 8, Fair 2-9 1-2 5, Crosby 5-15 2-2 12, Fleming 7-17 0-0 14; Corhen 3-6 0-1 6, Hartry 1-3 0-0 2. **TOTALS:** 26-74, 8-13, 60.
Halftime Score: NCSU 33, GA 22; **Rebounds:** GA 39 (Fleming 11, Heard 10), NCSU 37 (McQueen 13, Bailey 10); **Assists:** NCST 19 (Lowe 11), GA 7 (Crosby, Fleming 2); **FG Pct.:** NCSU .538, GA .351; **FT Pct.:** NCSU .733, GA .615; **Attendance:** 17,327.



Post-Season History

OUTLOOK
PLAYERS
STAFF
OPPONENTS
REVIEW
RECORDS
HISTORY
MEDIA



Georgia has played two NCAA Tournament games in Greensboro, N.C.: its first-ever, in 1983, and in 2001 against Missouri (above).

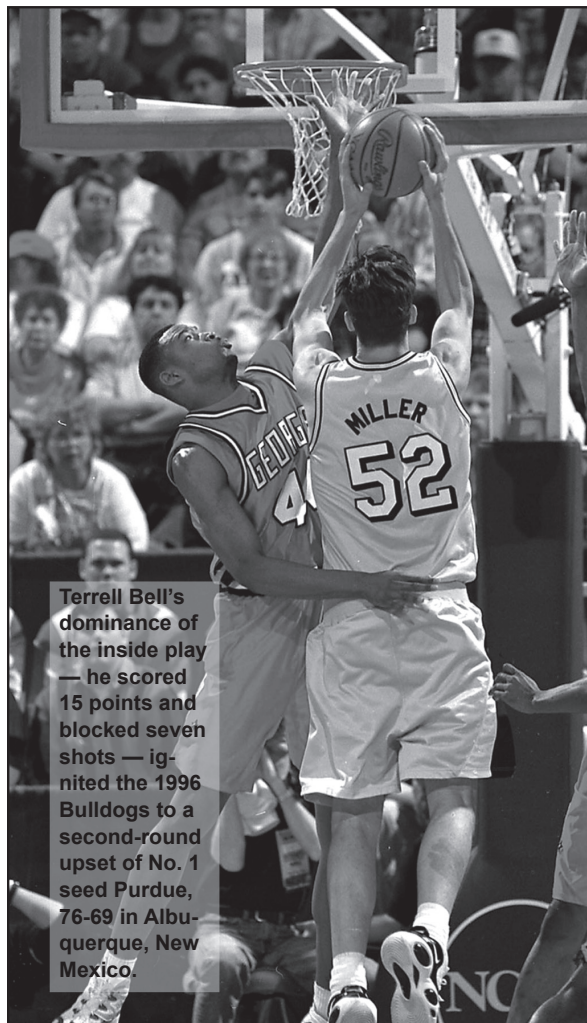
1985 NCAA TOURNAMENT

1st Round - Atlanta, Ga. March 15, 1985
WICHITA STATE (59): Coleman, 2-3, 0-2, 4; McDaniel, 11-18, 0-0, 22; Carr, 1-3, 0-0, 2; Arline, 1-7, 1-2, 3; Sherrod, 8-16, 1-1, 17; Papke, 5-10, 1-1, 11, Normore, 0-1, 0-0, 0. **TOTALS:** 28-58, 3-6, 59.
GEORGIA (67): Corhen 2-5 3-4 7; Ward 5-10 0-0 10; Henderson 10-18 0-2 20; Crosby 5-8 3-4 13; Hartry 2-7 0-0 4; McMillan 3-3 0-0 6; Dunn 0-3 0-0 0; Howard 2-3 2-4 6; Kessler 0-0 1-3 1. **TOTALS:** 29-57 9-17 67.
Halftime: GA 27, WS 27; **Rebs:** GA 34 (Corhen, Dunn, Henderson 6), WS 32 (McDaniel 11); **Assists:** GA 16 (Crosby 5), WS 8 (Arline 3); **FG Pct.:** GA .509, WS .483; **FT Pct.:** GA .529, WS .500; **Att.:** 14,311.

2nd Round - Atlanta, Ga March 17, 1985
GEORGIA (58): Corhen, 1-2, 0-0, 2; Ward, 7-15, 3-3, 17; Henderson, 5-14, 3-4, 13; Crosby, 4-9, 0-0, 8; Hartry, 0-2, 0-0, 0; Howard, 1-3, 1-2, 3; Kessler, 2-3, 0-0, 4; McMillan, 1-4, 0-3, 2; Dunn, 3-3, 1-1, 7; Williams, 1-1, 0-0, 2. **TOTALS:** 25-56, 8-13, 58.
ILLINOIS (74): Winters 6-9 7-7, 19; Welch 4-8 0-0 8; Norman 7-11 1-2 15; Altenberger 7-10 2-2 16; Douglas 2-9 1-2 5; Wysinger 2-3 3-4 7; Meents 1-3 0-0 2; Haftner 1-2 0-0 2. **TOTALS:** 30-55 14-17 74.
Halftime: ILL 34, GA 19; **Rebs:** ILL 34 (Norman 9, Winters 5), GA 26 (Dunn 7, Henderson 5); **Assists:** ILL 19 (Douglas 11), GA 15 (Crosby 6); **FG Pct.:** ILL .545, GA .446; **FT Pct.:** ILL .824, GA .615; **Att.:** 16,723.
 **NCAA Tournament berth later vacated because of NCAA sanctions.

1987 NCAA TOURNAMENT


1st Round - Salt Lake City, Utah March 12, 1987
KANSAS STATE (82): Bledsoe, 6-12, 1-4, 13; Simmons, 0-1, 0-0, 0; Richmond, 10-19, 9-12, 34; Henson, 1-3, 2-2, 4; Scott, 5-8, 4-4, 17; Coleman, 6-12, 2-4, 14. **TOTALS:** 28-55, 18-26, 82.
GEORGIA (79): C. Kessler 7-11 2-4 16; Kirce 1-2 0-0 2; Burdette 3-5 2-2 8; Williams 3-12 0-0 6; Anderson 13-20 6-6 35; Blakley 1-4 0-2 2; Harron 0-0 1-2 1; A. Kessler 4-5 1-2 9. **TOTALS:** 32-59 12-16 79.
Halftime Score: KSU 31, GA 29; **End of Regulation:** 72-72; **Rebounds:** KSU 32 (Richmond, Coleman 11), GA 31 (C. Kessler, A. Kessler 6); **Assists:** GA 18 (Kirce, Williams, Anderson 5), KSU 17 (Richmond, Henson 5); **FG Pct.:** GA .542, KSU .509; **3-Pt. Pct.:** KSU .889 (8x9), GA .428 (3x7); **FT Pct.:** GA .750, KSU .692; **Att.:** 11,307.



Terrell Bell's dominance of the inside play — he scored 15 points and blocked seven shots — ignited the 1996 Bulldogs to a second-round upset of No. 1 seed Purdue, 76-69 in Albuquerque, New Mexico.



Post-Season History



Native New Yorker Vern Fleming led the celebrating when the 1983 Bulldogs won the NCAA East Regional in Syracuse, N.Y.

1987 NCAA TOURNAMENT

1st Round - Salt Lake City, Utah **March 12, 1987**
KANSAS STATE (82): Bledsoe, 6-12, 1-4, 13; Simmons, 0-1, 0-0, 0; Richmond, 10-19, 9-12, 34; Henson, 1-3, 2-2, 4; Scott, 5-8, 4-4, 17; Coleman, 6-12, 2-4, 14. TOTALS: 28-55, 18-26, 82.
GEORGIA (79): C. Kessler 7-11 2-4 16; Kirce 1-2 0-0 2; Burdette 3-5 2-2 8; Williams 3-12 0-0 6; Anderson 13-20 6-6 35; Blakley 1-4 0-2 2; Harron 0-0 1-2 1; A. Kessler 4-5 1-2 9. TOTALS: 32-59 12-16 79.
Halftime Score: KSU 31, GA 29; **End of Reg.:** 72-72; **Rebounds:** KSU 32 (Richmond, Coleman 11), GA 31 (C. Kessler, A. Kessler 6); **Assists:** GA 18 (Kirce, Williams, Anderson 5), KSU 17 (Richmond, Henson 5); **FG Pct.:** GA .542, KSU .509; **3-Pt. Pct.:** KSU .889 (8x9), GA .428 (3x7); **FT Pct.:** GA .750, KSU .692; **Att.:** 11,307.

1990 NCAA TOURNAMENT

1st Round - Indianapolis, Ind. **March 16, 1990**
TEXAS (100): Blanks 9-14 0-2 21; Collie 3-5 0-1 6; Myers 4-9 1-5 9; Wright, 5-14, 2-6, 12; Mays 10-17 23-27 44; Williams 3-7 0-2 6; Jeans 0-0 0-2 0; Shepherd 1-1 0-0 2. TOTALS: 35-68 26-45 100.
GEORGIA (88): Kessler 12-17 9-10 33; Wilson 6-16 3-3 16; Austin 1-3 0-0 2; Green 6-17 4-9 17; Cole 5-11 0-0 11; Golden 0-2 2-2 62; Patton 2-6 1-1 5; Howard, 1-1, 0-0, 2. TOTALS: 33-73 19-25 88.
Halftime: GA 41, TX 40; **Rebounds:** GA 45 (Kessler 17, Wilson 9), TX 39 (Myers 14, Mays 6); **Assists:** GA 12 (Green 4), TX 8 (Wright 4); **FG Pct.:** TX .515, GA .452; **3-Pt. Pct.:** TX .286 (4x14), GA .231 (3x13); **FT Pct.:** GA .760, TX .578; **Attendance:** 39,940.

1991 NCAA TOURNAMENT

1st Round - Louisville, Ky. **March 14, 1991**
PITTSBURGH (76): Shorter 8-12 7-10 23; Jones 1-3 0-0 2; Martin 2-5 1-2 5; Miller 2-6 4-4 10; Matthews 3-9 2-3 10; Porter 1-7 6-6 8; Morningstar 1-3 1-2 3; Morgan 0-0 0-0 0; Shareef 0-0 0-0 0; McNeal 0-4 3-4 3; Glover 4-6 0-0 12. TOTALS: 22-56 24-31 76.
GEORGIA (68): Harvey 5-13 1-3 11; Wilson 9-21 0-0 22; Austin 1-2 0-0 2; Patton 5-14 1-1 14; Cole 1-4 4-4 6; Tinch 2-4 1-3 5; Bennett 1-3 2-4 4; Golden 2-2 0-1 4; Howard 0-0 0-0 0. TOTALS: 26-63 9-16 68.
Halftime: Pitt 30, GA 29; **Regulation:** GA 66, Pitt 66; **Rebs:** Pitt 41 (Shorter 13), GA 38 (Austin 8); **Assists:** Pitt 16 (Miller, Porter 6), GA 14 (Cole, Patton 4); **FG Pct.:** GA .413, Pitt .393; **3-Pt. Pct.:** Pitt .421 (8x19), GA .259 (7x27); **FT Pct.:** Pitt .774, GA .563; **Att.:** 15,138.

1996 NCAA TOURNAMENT

West Regional 1st Round - Albuquerque **Mar. 14, 1996**
CLEMSON (74): Jurkunas 7-11 0-0 19, McIntyre 4-8 1-1 10, Buckner 9-17 2-2 20, Wideman 3-5 2-3 8, Christie 1-4 1-2 3, Johnson 2-3 0-0 6, Harder 1-3 0-0 3, Jamison 2-4 1-3 5. TOTALS: 29-55 7-11 74.
GEORGIA (81): Davis 5-17 1-2 13, Harrison 2-5 2-2 8, Strong 7-12 4-4 18, Anderson 8-14 2-2 18, Bell 2-3 3-4 7, Smith 3-6 3-4 12, Jones 0-0 0-0 0, Chadwick 1-2 0-2 3, Nordin 1-1 0-0 2. TOTALS: 29-60 15-20 81.
Halftime: UGA 26, CU 25. **3-Pt. Goals:** UGA 8-26, CU 9-16; **Rebounds:** UGA 32 (Strong, Bell 7), CU 30 (Jurkunas 7); **Assists:** GA 15 (Davis 6), CU 15 (Buckner 7); **FG Pct.:** UGA .484, CU .528; **FT Pct.:** UGA .751, CU .637; **Att.:** 14,762.

West Reg. 2nd Round - Albuquerque **Mar. 16, 1996**
GEORGIA (76): Robinson 1-5 3-4 5, Davis 3-8 5-6 12, Strong 6-11 5-8 17, Anderson 5-7 4-6 15, Bell 5-5 5-7 15, Smith 1-3 3-4 6, Jones 0-1 0-0 0, Harrison 1-5 2-2 4, Chadwick 0-0 0-0 0, Nordin 1-2 0-1 2. TOTALS: 23-47 27-38 76.
PURDUE (69): Austin 6-13 2-2 15, Dove 1-3 2-3 4, Roberts 3-13 0-1 8, Hairston 0-2 0-0 0, Brantley 4-7 4-4 14, Eldridge 0-0 0-0 0, Foster 2-7 1-2 7, Jennings 3-7 7-10 13, Clay 0-1 0-0 0, Miller 3-6 2-5 8. TOTALS: 22-59 18-27 69.
Halftime Score: UGA 48, PU 35. **3-Pt. Goals:** UGA 3-10, PU 7-22; **Rebounds:** UGA 33 (Strong, Bell 8), PU 37 (Roberts 8); **Assists:** UGA 18 (Davis, Harrison 4), PU 11 (Foster 4); **FG Pct.:** UGA .489, PU .374; **FT Pct.:** UGA .712, PU .667; **Att.:** 14,762.

West Regional Semifinal - Denver, Colo. **Mar. 22, 1996**
GEORGIA (81): Strong 1-8 2-4 4, Anderson 8-19 8-9 25, Bell 1-1 1-2 3, Robinson 7-13 2-3 21, Davis 5-14 3-4 16, Harrison 2-7 0-0 4, Smith 0-4 0-1 0, Jones 2-8 0-1 4, Chadwick 0-0 2-2 2, Brown 1-3 0-2 2, Nordin 0-0 0-0 0. TOTALS: 27-77 18-28 81.
SYRACUSE (83): Burgan 2-5 3-9 7, Wallace 10-18 9-12 30, Hill 8-10 3-5 19, Sims 3-7 2-2 10, Cipolla 7-13 1-2 17, Reafsnnyder 0-3 0-0 0, Janulis 0-1 0-0 0, Lazor 0-1 0-0 0, Ovcina 0-0 0-0 0, McNabb 0-0 0-0 0. TOTALS: 30-58 18-30 83.
Halftime: Syracuse 37, Georgia 30. **Regulation:** 70-all. **3-Pt. Goals:** Georgia 9-27, Syracuse 5-17; **Rebounds:** Georgia 42 (Anderson 13), Syracuse 42 (Wallace 15); **Assists:** Georgia 16 (Davis 6), Syracuse 18 (Sims 10); **FG Pct.:** Georgia .351, Syracuse .517; **FT Pct.:** Georgia .643, Syracuse .600; **Att.:** 17,047.

1997 NCAA TOURNAMENT

1st Round - Charlotte, N.C. **March 14, 1997**
UT-CHATTANOOGA (73): Conner 2-5 0-0 5, Taylor 6-12 5-6 19, Mims 4-6 1-3 9, Young 8-14 6-7 24, Moore 1-2 0-0 3, Hutchins 0-0 0-0 0, Phillips 3-6 1-1 7, Collier 1-1 2-3 4, Oloko 0-0 2-2 2. TOTALS: 25-46 17-22 73.
GEORGIA (70): Chadwick 1-7 0-0 3, Nordin 0-1 0-0 0, Hall 2-5 1-4 5, Smith 6-13 4-4 18, Harrison 6-10 1-2 14, Brown 2-2 4-4 8, Jones 3-6 1-2 9, Baker 3-3 1-2 7, Dukes 1-7 2-3 4. TOTALS: 25-55 14-23 70.
Halftime: UT-Chatt. 46, Georgia 31. **Rebs:** UT-Chatt. 26 (Mims 6), Georgia 35 (Hall 7). **Assists:** UT-Chatt. 13 (Mims, Moore 3), Georgia 11 (Smith 7). **TOs:** UT-Chatt. 9 (Taylor, Moore 2), Georgia 7 (Chadwick 3). **Blocks:** UT-Chatt. 3 (Mims, Hutchins, Collier), Georgia 2 (Hall, Brown). **FG Pct.:** UT-Chatt. 54.3, Georgia 45.5. **3-Pt. Pct.:** UT-Chatt. 54.5 (6x11), Georgia 40.0 (6x15). **FT Pct.:** UT-Chatt. 77.3, Georgia 60.9. **Att.:** 11,206

OUTLOOK

PLAYERS

STAFF

OPPONENTS

REVIEW

RECORDS

HISTORY

MEDIA




Post-Season History

OUTLOOK
PLAYERS
STAFF
OPPONENTS
REVIEW
RECORDS
HISTORY
MEDIA

G.G. Smith

scored 18 points and handed out seven assists in Georgia's first-round NCAA game against UT-Chattanooga in 1997.



Jarvis Hayes in action against Southern Illinois at the 2002 NCAA Tournament.



2002 NCAA TOURNAMENT**

1st Round - Chicago, Illinois March 15, 2002
MURRAY STATE (68): Welchel 1-7 0-0 2, Victor 10-20 1-4 23, Singleton 5-12 1-2 11, Burdine 7-20 2-2 21, Paschel 2-8 0-1 5, Henderson 2-4 0-0 6, Thomas 0-0 0-0 0. **TOTALS:** 27-71 4-9 68.
GEORGIA (85): Ja. Hayes 14-22 1-1 31, Daniels 4-5 3-3 11, Thomas 0-2 1-2 1, Williams 2-9 5-6 10, Wright 6-10 2-3 16, Dean 1-3 0-2 2, Gibson 0-2 0-0 0, Jo. Hayes 5-10 4-4 14. **TOTALS:** 32-63 16-21 85.
Halftime: Georgia 42, Murray State 39. **Rebounds:** Murray State 42 (Singleton 12, Victor 8), Georgia 38 (Jo. Hayes 14, Daniels 8). **Assists:** Murray State 15 (Welchel 7, Paschel 4), Georgia 21 (Wright 10, Ja. Hayes 4). **Turnovers:** Murray State 17 (Burdine 6, Singleton 4), Georgia 13 (Daniels, Williams 3). **Blocks:** Murray State 2 (Singleton 2), Georgia 3 (Daniels, Williams, Wright). **FG Pct.:** Murray State .380, Georgia .508. **3-Point Pct.:** Murray State .400, Georgia .417. **FT Pct.:** Murray State .444, Georgia .762. **Att.:** 20,926.

2nd Round - Chicago, Illinois March 17, 2002
SOUTHERN ILLINOIS (77): Dearman 10-15 5-7 25, Hairston 1-6 0-1 3, Roberts 4-9 1-8 9, Belcher 2-2 0-0 5, Williams 4-11 2-2 11, Brooks 5-8 3-4 16, Buie 0-0 0-0 0, Willis 0-1 0-0 0, Korn 2-4 3-4 3. **TOTALS:** 28-56 14-26 77.
GEORGIA (75): Ja. Hayes 8-15 6-8 26, Daniels 1-5 4-6 5, Thomas 2-4 2-2 6, Williams 3-11 6-8 13, Wright 6-15 2-3 16, Dean 0-1 2-2 2, Gibson 0-0 0-0 0, Jo. Hayes 2-4 2-2 6. **TOTALS:** 22-55 24-31 75.
Halftime: Georgia 38, Southern Illinois 35. **Rebounds:** Southern Illinois 27 (Roberts 9, Dearman 8), Georgia 45 (Thomas 12, Ja. Hayes 11). **Assists:** Southern Illinois 18 (Hairston 5, Roberts 4), Georgia 11 (Wright 5, Ja. Hayes 3). **Turnovers:** Southern Illinois 6 (Buie 2), Georgia 14 (Daniels 5, Williams 3). **Blocks:** Southern Illinois 3 (Williams, Brooks, Buie), Georgia 2 (Daniels, Thomas). **FG Pct.:** Murray State .500, Georgia .400. **3-Point Pct.:** Southern Illinois .538, Georgia .500. **FT Pct.:** Southern Illinois .538, Georgia .774. **Att.:** 21,525.
****2002 NCAA Tournament appearance later vacated because of NCAA sanctions.**


2001 NCAA TOURNAMENT

1st Round - Greensboro, N.C. March 15, 2001
MISSOURI (70): Rush 5-17 1-2 12, Soyoye 3-6 4-5 10, Johnson 4-6 7-11 15, Gilbert 4-11 0-2 10, Grawer 3-5 0-0 9, Stokes 1-2 0-1 2, Bryant 1-2 0-0 2, Gage 0-2 0-0 0, Paulding 4-7 2-2 10, Parker 0-0 0-0 0. **TOTALS:** 25-58 (6-17 3FGs) 14-23 70.
GEORGIA (68): Williams 4-9 0-2 9, Coleman 1-3 0-0 2, Evans 3-8 10-11 16, Wright 3-5 1-3 8, Layne 3-10 0-0 7, Jones 2-5 0-1 4, Dryden 8-11 2-2 18, Daniels 0-1 2-4 2, Thomas 1-2 0-0 2. **TOTALS:** 25-54 (3-8 3FGs) 15-23 68.
Halftime: Georgia 33, Missouri 32. **Rebs:** Missouri 35 (Johnson 9), Georgia 36 (Evans 12). **Assists:** Missouri 16 (Gilbert 5), Georgia 15 (Jones 5). **Turnovers:** Missouri 15 (Rush 3), Georgia 18 (four with 3). **Blocks:** Missouri (Rush 3), Georgia 3 (Dryden 2). **FG Pct.:** Missouri 43.1, Georgia 46.3. **3-Pt. Pct.:** Missouri 35.3, Georgia 37.5. **FT Pct.:** Missouri 60.9, Georgia 65.2. **Att.:** 18,932.

Post-Season History



Sundiata Gaines helped lead Georgia back to the NCAA Tournament after a 6-year absence.



Gerald Robinson drives for a score against Washington in the 2011 NCAA Tournament.

Halftime: Georgia 28, Washington 28. **Rebs:** Georgia 36 (Thompkins 11), Washington 29 (Bryan-Amaning 6). **Assists:** Georgia 9 (Leslie 5), Washington 10 (Thomas 7). **Turnovers:** Georgia 15 (Thompkins, Ware 3), Washington 5 (Thomas 2). **Blocks:** Georgia 1 (Leslie), Washington 1 (Bryan-Amaning). **FG Pct.:** Georgia .460, Washington .433. **3-Pt. Pct.:** Georgia .417, Washington .143. **FT Pct.:** Georgia .750, Washington .833. **Att.:** 16,852.

2008 NCAA TOURNAMENT

1st Round - Washington, D.C. March 20, 2008
GEORGIA (63): Gaines 6-14 0-0 13, Woodbury 6-12 1-2 16, Humphrey 5-9 0-0 12, Jackson 1-6 2-2 4, Bliss 3-4 0-0 6, Swansy 0-1 0-0 0, Brewer 0-1 0-0 0, Butler 0-2 0-1 0, Price 5-7 0-0 10. **TOTALS:** 26-56 3-5 61.
XAVIER (73): Duncan 4-9 11-14 20, Brown 7-9 4-5 19, Anderson 0-3 6-6 6, Lavender 5-12 2-2 13, Burrell 0-3 3-4 3, Raymond 3-9 0-0 8, Jackson 1-1 0-0 3, Love 0-1 1-2 1. **TOTALS:** 20-47 27-33 73.
Halftime: Georgia 35, Xavier 26. **Rebs:** Georgia 31 (Woodbury 7), Xavier 29 (Brown 11). **Assists:** Georgia 10 (Gaines 6), Xavier 11 (Burrell 5). **Turnovers:** Georgia 13 (Gaines 5), Xavier 7 (Brown, Lavender 2). **Blocks:** Georgia 2 (Gaines, Humphrey), Xavier 2 (Duncan, Brown). **FG Pct.:** Georgia .464, Xavier .426. **3-Pt. Pct.:** Georgia .333, Xavier .333. **FT Pct.:** Georgia .600, Xavier .818. **Att.:** 18,400.

2011 NCAA TOURNAMENT

2nd Round - Charlotte, N.C. March 18, 2011
GEORGIA (65): Thompkins 11-14 2-2 26, Price 3-9 5-6 11, Leslie 4-13 4-5 12, Ware 1-3 1-2 4, Robinson 4-10 2-2 12, Thornton 0-0 0-0 0, Barnes 0-1 0-2 0, V. Williams 0-0 0-0 0, D. Williams 0-0 0-0 0, Brantley 0-0 0-0 0. **TOTALS:** 23-50 14-19 65.
WASHINGTON (68): Bryan-Amaning 3-8 2-2 8, Holiday 3-7 0-0 6, Gant 3-5 0-0 7, Thomas 6-14 7-7 19, Ross 0-5 0-0 0, Overton 2-5 2-3 6, N'Diaye 3-3 0-0 6, Suggs 4-7 0-0 10, Wilcox 2-6 1-2 6. **TOTALS:** 26-60 12-14 68.

UGA INDIVIDUAL NCAA TOURNAMENT HIGHS

POINTS: 35 by Willie Anderson vs. Kansas State, 1987
REB: 17 by Alec Kessler vs. Texas, 1990
FGM: 14 by Jarvis Hayes vs. Murray State, 2002
FGA: 22 by Jarvis Hayes vs. Murray State, 2002
FTM: 10 by Anthony Evans vs. Missouri, 2001
FTA: 11 by Anthony Evans vs. Missouri, 2001
AST: 10 by Rashad Wright vs. Murray State, 2002
STL: 6 by Terry Fair vs. N.C. State, 1983
BLK: 7 by Terrell Bell vs. Purdue, 1996

UGA TEAM NCAA TOURNAMENT HIGHS

POINTS: 85 vs. Murray State, 2002
FGM: 32 in 4 games. Recent: Murray State, 2002
FGA: 74 vs. N.C. State, 1983
FG PCT.: .561 (32x57) vs. North Carolina, 1983
FTM: 27 vs. Purdue, 1996
FTA: 36 vs. Purdue, 1996
FT PCT.: .750 vs. Wichita St., 1985, Purdue, 1996, Washington, 2011
AST: 21 vs. Murray State, 2002
STL: 12 vs. N.C. State, 1983
BLK: 8 vs. Purdue, 1996

OUTLOOK

PLAYERS

STAFF

OPPONENTS

REVIEW

RECORDS

HISTORY

MEDIA



Post-Season History

OUTLOOK
PLAYERS
STAFF
OPPONENTS
REVIEW
RECORDS
HISTORY
MEDIA

National Invitation Tournament

(1981, 1982, 1984, 1986, 1988, 1993, 1995, 1998, 1999, 2004, 2007)

Chronological NIT Results

Georgia's NIT Individual Records

NIT Team Records

1981

1st Round - Athens, Ga.
March 11 - GEORGIA 74, Old Dominion 60
2nd Round - Athens, Ga.
March 16 - South Alabama 73, GEORGIA 72

1982

1st, 2nd and 3rd Rounds - Athens, Ga.
March 11 - GEORGIA 73, Temple 60
March 15 - GEORGIA 83, Maryland 69
March 18 - GEORGIA 90, Virginia Tech 73
Semifinals - New York, N.Y.
March 22 - Purdue 61, GEORGIA 60

1984

1st Round - Chattanooga, Tenn.
March 14 - UT-Chattanooga 74, GEORGIA 69

1986

1st Round - Chattanooga, Tenn.
March 13 - GEORGIA 95, UT-Chattanooga 81
2nd Round - Athens, Ga.
March 17 - Clemson 77, GEORGIA 65

1988

1st Round - Athens, Ga.
March 17 - GEORGIA 53, Ga. Southern 48
2nd Round - Murfreesboro, Tenn.
March 22 - Middle Tennessee St. 69, GEORGIA 59

1993

1st Round - Morgantown, W.Va.
March 17 - West Virginia 95, GEORGIA 84

1995

1st Round - Lincoln, Nebraska
March 16 - Nebraska 69, GEORGIA 61

1998

1st Round - Iowa City, Iowa
March 11 - GEORGIA 100, Iowa 93
2nd Round - Raleigh, N.C.
March 17 - GEORGIA 61, N.C. State 55
3rd Round - Athens, Ga.
March 19 - GEORGIA 79, Vanderbilt 65
Semifinals - New York, N.Y.
March 24 - Penn State 66, GEORGIA 60
Third-Place Game - New York, N.Y.
March 26 - GEORGIA 95, Fresno State 79

1999

1st Round - Clemson, S.C.
March 10 - Clemson 77, GEORGIA 57

2004

1st Round - Ames, Iowa
March 18 - Iowa State 82, Georgia 74

2007

1st Round - Athens, Ga.
March 14 - GEORGIA 88, Fresno State 78
2nd Round - Colorado Springs, Colo.
March 19 - Air Force 83, GEORGIA 52

POINTS: 30 by Levi Stukes vs. Fresno State, 2007
FGM: 11 by Dominique Wilkins vs. Virginia Tech, 1982 by Levi Stukes vs. Fresno State, 2007
FGA: 21 by Dominique Wilkins vs. Virginia Tech, 1982
FTM: 8 by Dominique Wilkins vs. Temple, 1982
8 by Joe Ward vs. Tennessee-Chattanooga, 1984
FTA: 13 by Dominique Wilkins vs. Temple, 1982
REB: 15 by Jumaine Jones vs. Penn State, 1998
AST: 11 by G.G. Smith vs. Fresno State, 1998
STL: 5 by Sundiata Gaines vs. Fresno State, 2007
BLK: 3 by three players

POINTS: 100 vs. Iowa, 1998
FGM: 39 vs. UT-Chattanooga, 1986 & vs. Iowa, 1998
FGA: 74 vs. West Virginia, 1993
FG PCT: .600 (39x65) vs. Tenn.-Chattanooga, 1986
FTM: 24 vs. Virginia Tech, 1982
FTA: 30 vs. Virginia Tech, 1982; West Virginia, 1993
FT PCT: .857 (6x7) vs. South Alabama, 1981
AST: 19 vs. Iowa, 1998
STL: 12 vs. Virginia Tech, 1982; Fresno State, 2007
BLK: 7 vs. Virginia Tech, 1982; Clemson, 1986

1981 NATIONAL INVITATION TOURNAMENT

1st Round - Athens, Ga. **March 11, 1981**
OLD DOMINION (60): Mann 3-11 0-0 6, McAdoo 7-19 4-4 18, West 8-13 0-0 16, Robinson 1-10 0-0 2, Vaughan 5-15 0-0 10, Kragtwijk 2-4 0-0 4, Adams 0-1 0-0 0, Broxton 2-4 0-0 4, TOTALS: 28-77 4-4 60.
GEORGIA (74): Wilkins 9-20 3-5 21; Banks 4-7 4-4 12; Fair 6-15 3-4 15; Fleming 3-8 5-5 11; Marbury 4-10 0-0 8; Heard 0-0 0-0 0; Morris 0-2 1-2, 1; Fowler 1-2, 0-0, 2; Wallace 1-1, 0-0, 2; Truesdale 1-1 0-0 2. TOTALS: 29-66 16-20 74.
Halftime: GA 32, ODU 20; **Rebounds:** GA 47 (Fair 13, Wilkins 12), ODU 43 (McAdoo 12, West 10); **Assists:** GA 16 (Fleming 4, Wilkins, Banks 3), ODU 6 (Robinson, Vaughan 2); **FG Pct.:** GA .439, ODU .364; **FT Pct.:** ODU 1.000, GA .800; **Attendance:** 8,150.

2nd Round - Athens, Ga. **March 16, 1981**
SOUTH ALABAMA (73): White, 6-14, 4-4, 16; Rains, 9-15, 7-8, 25; May, 5-9, 0-0, 10; Andrew, 4-8, 0-0, 8; Williams, 4-6, 2-2, 10; Hafley, 2-4, 0-0, 4. TOTALS: 30-56, 13-14, 73.
GEORGIA (72): Wilkins 9-20 1-2 19; Banks 5-8 2-2 12; Fair 9-13 0-0 18; Fleming 4-9 1-1 9; Marbury 6-17 2-2 14. TOTALS: 33-67, 6-7, 72.
Halftime: GA 43, USA 42; **Rebounds:** GA 32 (Fair 9, Banks 7), USA 30 (White 10, May 6); **Assists:** GA 16 (Marbury 5, Wilkins, Fleming 4), USA 12 (Andrew 5, Rains 3); **FG Pct.:** USA .536, GA .493; **FT Pct.:** USA .929, GA .857; **Attendance:** 7,750.

1982 NATIONAL INVITATION TOURNAMENT

1st Round - Athens, Ga. **March 11, 1982**
TEMPLE (60): Hall, 2-7, 2-2, 6; Stansbury, 5-16, 1-3, 11; McCullough, 8-19, 0-0, 1 6; Coe, 3-5, 0-2, 6; Broadnax, 4-6, 0-0, 8; Rayne, 6-8, 1-1, 13; McNish, 0-3, 0-0, 0; Werfel 0-1 0-0 0; Forrester 0-0 0-0 0; Kaylor 0-0 0-0 0. TOTALS: 28-65 4-8 60.
GEORGIA (73): Banks, 3-5, 2-4, 8; Wilkins, 8-21, 8-13, 24, Fair, 2-6, 2-4 6; Marbury, 6-10, 2-2, 14; Fleming, 2-5, 1-2, 5; Heard, 1-1, 0-0, 2, Crosby, 7-10, 0-1, 14; Corhen, 0-0, 0-0, 0; TOTALS: 29-58, 15-26, 73.
Halftime: GA 37, Temple 32; **Rebounds:** Temple 43 (McCullough 13, Hall



Terry Fair played big roles on three different post-season teams for the Bulldogs (1981 NIT, 1982 NIT and 1983 NCAA).



Post-Season History



2nd Round - Athens, Ga.

March 15, 1982

MARYLAND (69): Fothergill 1-4, 2-2, 4; Branch 10-25, 2-3, 22; Pittman 9-12, 3-6, 21; Jackson 1-5, 0-0, 2; Morley 3-7, 0-0, 6; Adkins 2-4, 0-0, 4; Holbert 0-4, 0-0, 0; Veal, 2-4, 2-2, 6; Driesell 0-1, 0-0, 0; Rivers 2-4, 0-0, 4; Baldwin 0-2, 0-0, 0. TOTALS: 30-72, 9-13, 69.

GEORGIA (83): Banks 4-8, 1-3, 9; Wilkin 8-17, 7-11, 23; Fair 4-7, 0-0, 8; Marbury 10-16, 5-5, 25; Fleming 5-7, 2-3, 12; Heard 0-1, 4-4, 4; Crosby 0-1, 0-1, 0; Corhen 0-2, 0-0, 0; Lenard, 0-0, 2-3, 2; Truesdale 0-0, 0-0, 0; TOTALS: 31-59, 21-30, 83. **Halftime:** GA 37, MD 28; **Rebs:** GA 44 (Wilkins, Fleming 8, Fair, Banks 7), MD 37 (Pittman 10, Jackson, Veal 5); **Assists:** GA 17 (Fleming 9, Banks, Marbury 3), MD 12 (Morley, Holbert, Veal 3, Jackson 2); **FG Pct.:** GA .525, MD .417; **FT Pct.:** GA .700, MD .692; **Att.:** 7,049.

3rd Round - Athens, Ga.

March 17, 1982

VIRGINIA TECH (73): Bryan 5-14, 0-0, 10; Oldham 9-12, 0-0, 18, Soloman 6-17, 7-9, 19; Steppe 1-5, 0-0, 2; Schneider 9-18, 1-1, 19; Hardy 0-0, 0-0, 0; A. Young 1-4, 0-0, 2; P. Young 1-3, 1-2, 3; Cooke 0-0, 0-0, 0; Dixon 0-0, 0-0, 0. TOTALS: 32-73, 9-12, 73.

GEORGIA (90): Banks 4-5, 7-9, 15; Wilkins 11-20, 5-5, 27; Fair 4-9, 1-2, 9; Marbury 5-15, 6-6, 16; Fleming 5-10, 3-4, 13; Heard 1-2, 1-2, 3; Crosby 0-1, 0-1, 0; Corhen 0-2, 0-0, 0; Lenard 0-0, 2-3, 2; Truesdale 0-0, 0-0, 0. TOTALS: 31-59, 21-30, 83. **Halftime:** VT 38, GA 33; **Rebounds:** VT 41 (Oldham 13, Soloman 9), GA 39 (Wilkins 15, Fleming, Banks 6); **Assists:** VT 18 (Bryan, Scneider 4, Oldham, Steppe 3), GA 16 (Fleming 6, Fair, Marbury 3); **FG Pct.:** GA .508, VT .438; **FT Pct.:** GA .538, VT .438; **Att.:** 8,684.

Semifinal Round - New York, N.Y.

March 22, 1982

PURDUE (61): Eifert 0-2 0-0 0, Searce 2-4 0-0 4, Cross 10-13 5-7 25, Edmonson 10-16 5-5 25, Hall 0-2 0-0 0, Palombizio 0-3 0-0 0, Stallings 1-1 0-0 2, Bullock 2-2 1-2 5. TOTALS: 25-43 11-14 61.

GEORGIA (60): Banks 5-9 0-1 10, Wilkins 6-15 3-7 15, Fair 1-3 3-4 5, Fleming 4-8 0-2 8, Marbury 9-16 2-2 20, Heard 0-1 0-0 0, Corhen 1-3 0-0 2, Crosby 0-0 0-1 0. TOTALS: 26-55, 8-17, 60. **Halftime:** GA 30, Purdue 27; **Rebounds:** GA 25 (Banks 6, Fleming, Marbury 5), Purdue 24 (Cross, Palombizio 5, Searce 4); **Assists:** Purdue 20 (Palombizio 6, Edmonson, Hall 4), GA 14 (Fleming 4, Banks, Fair, Marbury, Heard 2); **FG Pct.:** Purdue .581, GA .473; **FT Pct.:** Purdue .786, GA .471; **Attendance:** 10,817.

1984 NATIONAL INVITATION TOURNAMENT

1st Round - Chattanooga, Tenn.

March 14, 1984

GEORGIA (69): Banks 4-11, 3-4, 11; Ward 3-5, 8-8, 14; Corhen 2-5, 0-0, 4; Crosby 2-6, 0-0, 4; Fleming 9-16, 2-2, 20; McMillan 2-5, 0-0, 4; Hartry 5-12, 2-4, 12. TOTALS: 27-60, 15-18, 69.

UT-CHATTANOOGA (74): Wilkins 8-14, 0-2, 16; Strickland 3-8, 0-0, 6; Morgan 4-6, 1-1, 9; McCray 2-5, 0-0, 4; White 11-18, 2-2, 24; Heard 1-1, 0-0, 2; Brown 0-1, 0-0, 0; Oden 4-7, 5-5, 13. TOTALS: 33-60, 8-10, 74. **Halftime Score:** UTC 31, GA 26; **Rebounds:** UTC 35 (Morgan 9, Oden 6), GA 31 (Corhen 9, Banks 5); **Assists:** UTC 11 (McCray 4, Wilkins, White 2), GA 8 (Crosby 3, Fleming 2); **FG Pct.:** UTC .550, GA .450; **FT Pct.:** UTC .833, GA .800; **Attendance:** 10,132.

1986 NATIONAL INVITATION TOURNAMENT

1st Round - Chattanooga, Tenn.

March 13, 1986

GEORGIA (95): McMillan 2-3 3-5 7, Ward 4-10 4-6 12, Dunn 4-6 0-0 8, Williams 6-8 5-9 17 Hartry 10-17 2-2 22, Hamilton 3-5 0-0 6, Mack 3-3 1-1 7, Kessler 1-3 3-3 4, Anderson 6-10 0-0 12. TOTALS: 39-65 17-25 95.

UT-CHATTANOOGA (81): Hunter 1-4, 0-0, 2; Ivery 9-13, 0-1, 18; Fulse 4-6, 2-2, 10; Jeter 3-15, 1-2, 7; Gibson 5-8, 1-2, 11; Head 4-8, 5-5, 13; Ingram 2-2, 0-0, 4; Harris 5-10, 0-0, 10; Crank 2-5, 0-0, 4; Ferguson 1-1, 0-0, 2. TOTALS: 36-72, 9-12, 81.

Halftime: GA 43, UTC 36; **Rebounds:** UTC 38 (Ivery 16, Fulse 6), GA 34 (McMillan 12, Dunn 4); **Assists:** UTC 17 (Head 7, Crank 3), GA 10 (McMillan, Ward, Dunn, Hartry 2); **FG Pct.:** GA .600, UTC .500; **FT Pct.:** UTC .750, GA .680; **Attendance:** 5,986.

2nd Round - Athens, Ga

March 17, 1986

CLEMSON (77): Corbit 11-16 2-3 24; Grant 12-19 0-0 24; McCants 5-8 2-2 12; Michael 1-4 3-3, 5; Marshall 1-2 0-1 2; Tait 0-1 2-2 2; Middleton 1-2 0-0 2; Pryor 2-2 0-1 2; Jenkins 1-3 0-0 2. TOTALS: 34-57, 9-12, 77.

GEORGIA (65): McMillan 4-8, 0-0, 8; Ward 4-7, 0-0, 8; Dunn 2-5, 2-3, 6; Williams 2-8, 0-0, 4; Hartry 8-20, 1-2, 17; Mack 3-5, 2-3, 8; Anderson 1-7, 4-4, 6; Kessler

4-7, 0-0, 8. TOTALS: 28-67, 9-12, 65.

Halftime: Clemson 35, GA 32; **Rebs:** Clemson 35 (Grant 13, McCants 9), GA 33 (Dunn 9); **Assists:** Clemson 19 (Marshall 9, Corbit, McCants 3), GA 11 (Hartry 4, Williams 3); **FG Pct.:** Clemson .569, GA .418; **FT Pct.:** Clemson .750, GA .750; **Att.:** 4,552.

1988 NATIONAL INVITATION TOURNAMENT

1st Round - Athens, Ga.

March 17, 1988

GEORGIA SOUTHERN (48): Curry 4-8, 1-1, 9; Dixon 3-5, 3-3, 9; Sanders 7-15, 4-5, 18; Forrest 1-5, 0-0, 2; Stokes 2-7, 0-0, 6; Voitik 0-0, 2-2, 2; Miller 1-1, 0-0, 2. TOTALS: 18-41, 10-11, 48.

GEORGIA (53): Mack 6-10, 2-3, 14; Cole 1-1, 0-0, 2; Kessler 3-6, 3-4, 9; Hamilton 1-6, 2-2, 4; Anderson 6-12, 2-2, 15; Harron 1-1, 2-2, 4; Austin 2-2, 1-1, 5. TOTALS: 20-42, 12-14, 53. **Halftime:** GSC 27, GA 20; **Rebounds:** GSC 28 (Curry 8), GA 19 (Mack 7, Anderson 5); **Assists:** GSC 8 (Forest 4), GA 8 (Cole, Hamilton, Anderson 2); **FG Pct.:** GA .476, GSC .439; **3-Pt. Pct.:** GSC .222 (2x9), GA .167 (1x6); **FT Pct.:** GA .857, GSC .909; **Att.:** 3,157.

2nd Round - Murfreesboro, Tenn.

March 22, 1988

GEORGIA (59): Mack 6-10 2-3 14; Cole 2-6 0-0 4; Kessler 7-14 2-3 16; Hamilton 2-6 0-0 4; Anderson 7-13 4-4 18; Patton 2-5 0-0 5. TOTALS: 24-59 10-11 59.

MIDDLE TENN. STATE (69): Baynham 11-17 1-1 24; D. Rainey 3-8 0-3 6; Snell 3-5 2-2 10; Harris 1-5 0-2 2; C. Rainey 1-2 0-0 3; Ingram 1-2 0-0 2; Rogers 1-4 2-2 4-4; Henry 8-15 2-2 18. TOTALS: 29-59 7-12 69. **Halftime:** MTSU 36, GA 33; **Rebounds:** MTSU 47 (Henry 12, D. Rainey 9), GA 26 (Kessler 9); **Assists:** MTSU 19 (Harris 9, Snell 5), GA 10 (Hamilton 4); **FG Pct.:** MTSU .492, GA .407; **3-Pt. Pct.:** MTSU .571 (4x7), GA .125 (1x8); **FT Pct.:** .909, MTSU .533; **Att.:** 9,000.

1993 NATIONAL INVITATION TOURNAMENT

1st Round - Morgantown, W.Va.

March 17, 1993

GEORGIA (84): Jackson, 7-16, 0-0, 16; Strong, 3-8, 1-5, 7; Claxton, 8-13, 5-9, 21; Wilson, 3-13, 7-8, 14; Davis, 2-9, 1-2, 7; Rhine, 3-7, 1-1, 9; Golden, 0-3, 0-0, 0; Anderson, 3-3, 1-3, 7; Bennett, 1-2, 1-2, 3; Jones, 0-0, 0-0, 0; Peterson, 0-0, 0-0, 0. TOTALS: 30-74, 17-30, 84.

WEST VIRGINIA (95): Robinson, 4-5, 3-5, 11; Greene, 6-12, 10-13, 22; Wilson, 0-2, 0-0, 0; Basey, 4-11, 6-6, 16; Shelton, 7-13, 4-6, 20; Boyd, 6-8, 6-9, 18; Roadcap, 1-2, 0-0, 2; Bodkin, 2-2, 2-2, 6; Grmusa, 0-0, 0-0, 0. TOTALS: 30-55, 31-41, 95. **Halftime:** WV 42, GA 25; **Rebounds:** 51 (Claxton 16, Jackson 8, Wilson 7), WV 33 (Robinson 9, Greene 7); **Assists:** WV 24 (Robinson 5), GA 11 (Davis 4); **FG Pct.:** WV .545, GA .405; **3-Pt. Pct.:** WV .400 (4x10), GA .318 (7x22); **FT Pct.:** WV .756, GA .567; **Attendance:** 5,114.

1995 NATIONAL INVITATION TOURNAMENT

1st Round - Lincoln, Neb.

March 16, 1995

GEORGIA (61): Strong 3-10 2-4 8; Anderson 8-16 5-5 22; Claxton 0-4 3-6 3; Robinson 0-2 0-0 0; Davis 5-15 0-0 12; Wilson 6-11 0-0 16; Jones 0-0 0-0 0; Carrington 0-2 0-0 0, Bell 0-0 0-0 0. TOTALS: 22-60, 10-15, 61.

NEBRASKA (69): Badgett 5-7 1-2 11, Brooks 2-6 2-2 6; Moore 5-10 2-2 12; Strickland 8-19 3-3 21; Boone 5-13 1-3 11, Surles 0-4 0-0 0; Wald 3-6 0-0 6; Sallee 0-1 2-2 2; Glock 0-1 0-0 0. TOTALS: 28-67 11-14 69. **Halftime:** GA 40, Nebraska 37. **Rebounds:** GA 36 (Strong, Anderson 10, Claxton 7), Nebraska 44 (Strickland 10, Moore 7). **Assists:** GA 13 (Robinson 7, Davis 2), Nebraska 19 (Boone 6, Strickland 4). **FG Pct.:** GA .367, Nebraska .418. **3-Pt. Pct.:** GA .318 (7x22), Nebraska .095 (2x21); **FT Pct.:** GA .667, Nebraska .786; **Att.:** 8,040.

1998 NATIONAL INVITATION TOURNAMENT

1st Round - Iowa City, Iowa

March 11, 1998

GEORGIA (100): Brown 3-4 5-6 11, J. Jones 5-14 3-5 14, Chadwick 4-5 0-0 9, Smith 6-10 2-2 18, Harrison 10-17 2-3 22, A. Jones 0-0 0-0 0, Ransom 6-8 2-4 14, Hall 2-2 0-0 4, Dukes 2-3 0-2 6, Dryden 0-0 0-0 0, Nordin 1-1 0-0 2. **IOWA (93):** Davis 9-21 5-7 25, Galloway 2-7 0-0 5, Bowen 11-15 2-6 24, Oliver 3-6 3-4 9, McCausland 3-9 0-0 9, Bauer 0-0 2-2 2, Rucker 0-3 0-0 0, Luehrsmann 1-6 1-2 3, Simmons 1-1 0-0 2, Koberg 0-0 0-0 0, Rabenold 0-0 0-0 0, Koch 0-1 6-6 6, Moore 3-5 1-2 8, Haberer 0-0 0-0 0, Terrones 0-0 0-0 0. TOTALS: 33-74 20-29 93.

OUTLOOK

PLAYERS

STAFF

OPPONENTS

REVIEW

RECORDS

HISTORY

MEDIA



Post-Season History

OUTLOOK
PLAYERS
STAFF
OPONENTS
REVIEW
RECORDS
HISTORY
MEDIA

Halftime: Georgia 52, Iowa 50. **3-Pt. Goals :** Georgia 8-16 (Smith 4-6, Dukes 2-3, Chadwick 1-1, J. Jones 1-3), Iowa 7-20 (Davis 2-4, McCausland 3-7, Galloway 1-5, Moore 1-2). **Rebounds:** Georgia 47 (J. Jones 8, Smith 7, Chadwick 6, Hall 6, Brown 5), Iowa 31 (Bowen 11, Davis 8). **Assists:** Georgia 19 (Harrison 9, Smith 5), Iowa 17 (Luehrsmann 5, McCausland 4, Galloway 3). **Blocks:** Georgia 4 (Dukes 2), Iowa 5 (Bowen 2). **Steals:** Georgia 4 (Ransom 2), Iowa 17 (Bowen 4). **TOs:** Georgia 21 (Smith 5), Iowa 10 (Luehrsmann 3). **FG Pct.:** Georgia .609, Iowa .446. **3-Pt. FG Pct.:** Georgia .500, Iowa .350. **FT Pct.:** Georgia .636, Iowa .690. **Att.:** 5,167.

2nd Round - Raleigh, N.C. March 17, 1998
GEORGIA (61): Brown 3-5 2-3 8, Smith 2-6 0-0 5, J. Jones 8-17 1-2 20, Harrison 3-10 0-0 7, Chadwick 2-4 6-8 10, A. Jones 1-2 0-0 2, Ransom 1-3 1-2 3, Hall 1-1 2-2 4, Dukes 0-1 0-0 0, Nordin 1-2 0-0 2. **TOTALS:** 22-51 12-17 61.

N.C. STATE (55): Benjamin 5-13 1-3 13, Gainey 0-2 0-0 0, Inge 1-13 8-10 10, Harrison 3-15 3-3 10, Kelley 6-6 1-1 13, Miller 1-6 0-0 3, Wells 2-2 0-0 4, Buffum 1-1 0-0 2. **TOTALS:** 19-58 13-17 55.

Halftime Score: Georgia 26, N.C. State 14. **3-Pt. Goals:** Georgia 5-15 (J. Jones 3-5, Harrison 1-3, Smith 1-4), N.C. State 4-23 (Benjamin 2-8, Harrison 1-8, Miller 1-5). **Rebounds:** Georgia 41 (J. Jones 9, Chadwick 7, Brown 6, Harrison 6), N.C. State 30 (Inge 10). **Assists:** Georgia 9 (Harrison 5, Chadwick 2, Brown 2). **Blocks:** Georgia 0, N.C. State 6 (Inge 4). **Steals:** Georgia 3 (Smith, J. Jones, Harrison 1), N.C. State 7 (Benjamin 2, Gainey 2). **Turnovers:** Georgia 15 (Harrison 4, Hall 3), N.C. State 7 (Benjamin 2). **FG Pct.:** Georgia .431, N.C. State .328. **3-Pt. FG Pct.:** Georgia .333, N.C. State .174. **FT Pct.:** Georgia .706, N.C. State .765. **Attendance:** 12,400.

3rd Round - Athens, Ga. March 19, 1998
VANDERBILT (65): Ford 3-8 2-2 10, LaPointe 3-5 0-0 6, Bates 2-6 5-6 9, Strong 4-7 2-2 10, Maddux 6-17 2-2 19, Prater 0-0 0-0 0, Cugini 0-0 0-0 0, Williams 0-2 0-0 0, Langhi 5-11 1-3 11.

GEORGIA (79): J. Jones 9-18 0-0 20, Chadwick 2-7 2-2 6, Brown 2-3 5-5 9, Smith 1-7 3-5 5, Harrison 3-11 2-2 10, A. Jones 1-2 0-0 2, Ransom 2-2 0-0 5, Hall 5-5 2-4 12, Dukes 3-9 2-3 10, Dryden 0-1 0-0 0. **TOTALS:** 28-65 16-21 79.

Halftime: Vanderbilt 32, Georgia 31. **3-Pt. Goals:** Georgia 7-28 (J. Jones 2-6, Harrison 2-6, Dukes 2-7, Ransom 1-1), Vanderbilt 7-19 (Maddux 5-12, Ford 2-2). **REBs:** Vanderbilt 37 (Maddux 7, Ford 5, Bates 5), Georgia 38 (J. Jones 12, Chadwick 5). **ASTs:** Vanderbilt 13 (Maddux 7, Ford 3), Georgia 17 (Smith 11, Chadwick 2, Harrison 2). **Blocks:** Vanderbilt 1 (Langhi), Georgia 5 (J. Jones 2).

STL: Vanderbilt 6 (Strong 3), Georgia 9 (Smith 3, Harrison 3). **TOs:** Vanderbilt 17 (Ford 6), Georgia 11 (Chadwick 4). **FG Pct.:** Vanderbilt .411, Georgia .431. **3-Pt. FG Pct.:** Vanderbilt .368, Georgia .250. **FT Pct.:** Vanderbilt .800, Georgia .762. **Attendance:** 4,312.

Semifinal Round - New York, N.Y. March 24, 1998
GEORGIA (60): J. Jones 7-14 6-9 23, Chadwick 5-10 0-0 12, Brown 1-5 0-0 2, Smith 2-8 2-2 7, Harrison 3-13 0-2 6, Oliver 0-0 0-0 0, Dukes 2-6 0-0 4, A. Jones 0-1 2-3 2, Hall 2-4 0-1 4, Ransom 0-3 0-0 0, Nordin 0-3 0-0 0. **TOTALS:** 22-67 10-17 60.

PENN STATE (66): Ivory 4-8 2-2 11, Jackson 2-2 0-0 4, Booth 4-10 3-7 11, Crispin 5-7 6-6 18, Lisicky 4-11 2-4 13, Stephens 1-3 0-0 2, Cline-Heard 2-2 1-2 5, Grays 0-3 2-2 2, Stevenson 0-1 0-0 0. **TOTALS:** 22-47 16-23 66.

Halftime: Penn State 32, Georgia 28. **3-Pt. Goals:** Georgia 6-24 (J. Jones 3-5, Chadwick 2-5, Smith 1-4), Penn State 6-15 (Lisicky 3-6, Crispin 2-4, Ivory 1-3). **Rebounds:** Georgia 39 (J. Jones 15, Hall 7), Penn State 39 (Lisicky 7, Ivory 6, Booth 6). **Assists:** Georgia 8 (Smith 3, Harrison 3), Penn State 12 (Ivory 4, Lisicky 3). **Blocks:** Georgia 1 (Oliver), Penn State 5 (Booth 5). **Steals:** Georgia 13 (J. Jones 4, Smith 3), Penn State 9 (Ivory 4). **Turnovers:** Georgia 14 (Smith 5, Harrison 4), Penn State 21 (Crispen 6). **FG Pct.:** Georgia .328, Penn State .468. **3-Pt. FG Pct.:** Georgia .250, Penn State .400. **FT Pct.:** Georgia .588, Penn State .696. **Attendance:** 11,043

Third-Place Game - New York March 26, 1998
FRESNO STATE (79): Fowlkes 5-15 14-17 24, Roberson 4-12 0-2 10, Abney 6-9 3-4 15, Alston 2-9 0-0 6, Herren 5-13 3-4 14, Walton 2-8 0-0 5, Porter 1-2 0-0 3, Laurie 1-1 0-0 2. **TOTALS:** 26-69 20-27 79.

GEORGIA (95): J. Jones 5-11 3-5 13, Chadwick 1-5 0-1 3, Brown 3-3 0-0 6, Smith 9-15 0-2 27, Harrison 6-9 4-4 20, Ransom 1-2 0-0 3, A. Jones 1-1 0-0 2, Hall 3-5 0-0 6, Oliver 0-0 0-0 0, Dukes 5-10 1-2 15, Nordin 0-0 0-0 0, Dryden 0-0 0-0 0. **TOTALS:** 34-61 8-14 95.

Halftime: Georgia 42, Fresno St. 38. **3-Point Goals:** Georgia 19-35 (Smith 9-15, Harrison 4-5, Dukes 4-9, Ransom 1-1, Chadwick 1-2, J. Jones 0-3), Fresno St. 7-23 (Alston 2-5, Herren 1-4, Walton 1-4, Porter 1-2, Roberson 2-7). **Rebounds:** Georgia 41 (Hall 7), Fresno St. 36 (Abney 11). **Assists:** Georgia 21 (Smith

6). **Blocks:** Georgia 2 (J. Jones), Fresno St. 1 (Roberson). **Steals:** Georgia 9 (Harrison 3), Fresno St. 16 (Fowlkes 5). **TOs:** Georgia 26 (Harrison 4, Fresno St. 17 (Herren 4). **FG Pct.:** Georgia .557, Fresno St. .377. **3-Pt. FG Pct.:** Georgia .543, Fresno St. .304. **FT Pct.:** Georgia .571, Fresno St. .741. **Att.:** 13,159.

1999 NATIONAL INVITATION TOURNAMENT

First-Round Game - Clemson, S.C. March 10, 1998
GEORGIA (57): Jones 6-18 6-8 20, Chadwick 0-4 0-0 0, Nordin 2-4 0-0 5, Smith 2-7 1-2 6, Harrison 2-6 10-14 14, DeYoung 0-0 0-0 0, Edwards 0-4 0-0 0, Layne 1-11 4-5 7, Fields 1-4 2-2 4, Dryden 0-0 0-0 0, Oliver 0-1 1-4 1. **TOTALS:** 14-59 24-35 57.

CLEMSON (77): Jurkunas 4-7 5-9 16, Jamison 6-13 3-6 15, Wideman 0-2 4-6 4, McIntyre 7-12 0-0 19, Christie 2-6 2-2 6, Solomon 1-9 4-6 6, Braddick 0-3 0-0 0, Gilmore 1-4 0-0 2, Allenspach 1-2 4-4 6, Douglas 1-1 0-0 3, Powell 0-1 0-0 0. **TOTALS:** 23-60 22-33 77.

Halftime: Clemson 29, Georgia 13. **3-Point Goals:** Georgia 5-32 (Jones 2-7, Layne 1-9, Smith 1-5, Nordin 1-1, Chadwick 0-2, Harrison 0-2, Edwards 0-3, Fields 0-3), Clemson 9-19 (Jurkunas 3-5, McIntyre 5-8, Douglas 1-1, Christie 0-2, Solomon 0-2, Powell 0-1). **Rebounds:** Georgia 38 (Jones 8), Clemson 57 (Jamison 15). **Assists:** Georgia 6 (Smith 2), Clemson 14 (Jurkunas 3). **Blocks:** Georgia 2 (Jones), Clemson 4 (Solomon 2). **Steals:** Georgia 10 (Three with 2), Clemson 8 (Wideman). **Turnovers:** Georgia 13 (Jones 6), Clemson 17 (McIntyre 5). **FG Pct.:** Georgia .237, Clemson .383. **3-Pt. FG Pct.:** Georgia .156, Clemson .474. **FT Pct.:** Georgia .686, Clemson .667. **Att.:** 5,600.

2004 NATIONAL INVITATION TOURNAMENT

First-Round Game - Ames, Iowa March 18, 2004
GEORGIA (74): Wilkins 6-13 3-4 20, Stukes 3-8 2-2 11, Wright 4-12 1-2 11, Hayes 4-10 4-4 12, Daniels 4-5 0-0 8, McAuley 0-0 0-0 0, Newman 1-4 0-0 3, Sikes 4-8 0-0 9, Wehunt 0-0 0-0 0. **TOTALS:** 26-60, 10-12 74.

IOWA STATE (82): Sullivan 4-5 0-0 10, Stinson 9-10 2-2 21, Vroman 7-9 9-12 23, Jefferson 2-3 7-12 11, Homan 4-6 1-2 9, Blalock 0-0 2-4 2, Staple 3-6 0-1 6, Skoglund 0-0 0-0 0. **TOTALS:** 29-39 21-33 82.

Halftime: 30-all. **3-Point Goals:** Georgia 12-27 (Wilkins 5-6, Stukes 3-7, Wright 2-6, Newman 1-4, Sikes 1-4), Iowa St. 3-5 (Sullivan 2-3, Stinson 1-1, Jefferson 0-1). **REBs:** Georgia 26 (Hayes 7), Iowa State 24 (Jefferson 6). **ASTs:** Georgia 16 (Stukes 4), Iowa State 19 (Blalock 7). **BLKs:** Georgia 2 (Hayes, Sikes), Iowa State 1 (Skoglund). **STLs:** Georgia 6 (Wilkins, Wright 2), Iowa State 8 (Four with 2). **TOs:** Georgia 14 (Wilkins, Wright 3), Iowa State 14 (Stinson 5). **FG Pct.:** Georgia .433, Iowa State .744. **3-Pt. FG Pct.:** Georgia .444, Iowa State .600. **FT Pct.:** Georgia .833, Iowa State .636. **Att.:** 12,196.

2007 NATIONAL INVITATION TOURNAMENT

First-Round Game - Athens, Ga. March 14, 2007
FRESNO STATE (78): Bell 3-8 0-0 8, McGuire 6-9 2-3 15, Miller 7-18 0-0 21, Hosley 3-12 1-2 8, Hernandez 7-11 0-0 21, Taylor 1-2 3-4 5, Blair 0-0 0-0 0. **TOTALS:** 27-60 6-9 78.

GEORGIA (88): Gaines 2-12 2-3 7, Stukes 11-14 0-0 30, Humphrey 2-4 0-0 5, Brown 9-14 3-3 21, Bliss 4-5 2-2 10, Newman 2-7 2-2 6, Butler 2-3 0-0 6, Woodbury 1-4 0-0 5, Singleton 0-0 0-0 0. **TOTALS:** 33-63 9-10 88.

Halftime: UGA 40, CSUF 32. **3-Point Goals:** CSUF 18-40 (Hernandez 7-11, Miller 7-11, Bell 2-5, McGuire 1-2, Hosley 1-5), UGA 13-22 (Stukes 8-9, Butler 2-3, Gaines 1-4, Woodbury 1-2, Humphrey 1-2). **Rebounds:** Georgia 36 (Gaines 6), CSUF 29 (McGuire 11). **Assists:** CSUF 21 (McGuire 10), UGA 16 (Gaines 7). **Blocks:** CSUF 5 (McGuire 4), UGA 1 (Bliss). **Steals:** CSUF 6 (Bell 3), UGA 12 (Gaines 5). **Turnovers:** CSUF 16 (Bell, Hosley 5), UGA 14 (Humphrey 5). **FG Pct.:** CSUF .450, UGA .524. **3-Pt. FG Pct.:** CSUF .450, UGA .591. **FT Pct.:** CSUF .667, UGA .900. **Att.:** 2,031.


Second-Round Game - Colorado Springs, Colo. March 19, 2007
GEORGIA (82): Brown 4-9 1-4 9, Bliss 0-0 1-4 1, Gaines 2-4 4-4 9, Stukes 2-9 0-1 5, Humphrey 1-6 1-2 4, Newman 1-4 2-3 4, Butler 0-1 4-4 4, Woodbury 6-11 1-2 16, Singleton 0-0 0-0 0. **TOTALS:** 16-44 14-24 52.

AIR FORCE (83): Burttschi 7-11 4-4 21, Nwaelele 6-14 4-4 19, Welch 4-5 0-0 9, McCraw 3-7 2-2 9, Anderson 4-7 0-0 9, Henke 2-3 1-1 5, Hood 0-1 0-0 0, Merrixi 0-0 0-0 0, Teets 0-0 0-0 0, Holland 0-0 0-0 0, Kenzik 1-1 0-0 3, Johnson 0-0 3-4 3, Maren 1-1 0-0 3, Parker 0-0 0-0 0, Frye 0-0 2-2 2. **TOTALS:** 28-50 16-17 83.

Halftime: USAF 43, UGA 24. **3-Point Goals:** UGA 6-18 (Woodbury 3-6, Stukes 1-6, Gaines 1-3, Humphrey 1-3), USAF 11-25 (Burttschi 3-5, Nwaelele 3-9, Welch 1-1, McCraw 1-2, Anderson 1-4, Kenzik 1-1, Maren 1-1). **REBs:** UGA 28 (Woodbury 8), USAF 29 (Burttschi 10). **ASTs:** UGA 9 (Gaines 5), USAF 20 (McCraw 6). **BLKs:** UGA 4 (Four with 1), USAF 2 (Anderson 2). **Att.:** 5,698.



SEC Tournament History



Terrence Woodbury (left) and MVP Sundiata Gaines led Georgia to the 2008 SEC Tournament championship. A category F2 tornado struck downtown Atlanta on the night of March 14. It forced postponement of the Bulldogs' 2nd-round game, and the tournament's remainder was played at Alexander Memorial Coliseum (top), home court of arch-rival Georgia Tech.

All-Time SEC Tournament Results

- 1933 — at Atlanta**
Tulane 46, Georgia 33
- 1934 — at Atlanta**
Georgia 33, Georgia Tech 19
Vanderbilt 46, Georgia 29
- 1936 — at Knoxville, Tenn.**
Auburn 43, Georgia 26
- 1937 — at Knoxville, Tenn.**
Tennessee 35, Georgia 11
- 1938 — at Baton Rouge, La.**
Tulane 47, Georgia 36
- 1939 — at Knoxville, Tenn.**
LSU 50, Georgia 28
- 1940 — at Knoxville, Tenn.**
Georgia 48, Auburn 41
Georgia 45, Ole Miss 28
Georgia 30, Alabama 28
Kentucky 51, Georgia 43
- 1941 — at Louisville, Ky.**
Tennessee 41, Georgia 39
- 1942 — at Louisville, Ky.**
Tennessee 62, Georgia 50
- 1943 — at Louisville, Ky.**
Georgia 36, Ole Miss 27
Kentucky 59, Georgia 30
- 1944 — at Louisville, Ky.**
Kentucky 57, Georgia 29
- 1945 — at Louisville, Ky.**
Georgia 68, Georgia 49
- 1946 — at Louisville, Ky.**
Georgia 36, Georgia Tech 30
Georgia 45, Mississippi State 44
LSU 60, Georgia 41
- 1947 — at Louisville, Ky.**
Tennessee 58, Georgia 45
- 1948 — at Louisville, Ky.**
Georgia Tech 60, Georgia 57

- 1949 — at Louisville, Ky.**
Tulane 92, Georgia 62
- 1950 — at Louisville, Ky.**
Georgia 59, Ole Miss 58
Georgia 52, Alabama 51 (OT)
Kentucky 79, Georgia 63
- 1951 — at Louisville, Ky.**
Vanderbilt 70, Georgia 60
- 1952 — at Louisville, Ky.**
Vanderbilt 61, Georgia 49
- 1979 — at Birmingham, Ala.**
Georgia 75, Mississippi State 72
Auburn 95, Georgia 91 (4OT)
- 1980 — at Birmingham, Ala.**
Auburn 79, Georgia 71
- 1981 — at Birmingham, Ala.**
Georgia 88, Alabama 80
Georgia 68, LSU 60
Ole Miss 66, Georgia 62
- 1982 — at Lexington, Ky.**
Alabama 85, Georgia 74
- 1983 — at Birmingham, Ala.**
Georgia 69, Ole Miss 55
Georgia 79, Tennessee 60
Georgia 86, Alabama 71
- 1984 — at Nashville, Tenn.**
Georgia 52, Mississippi State 49
Kentucky 92, Georgia 79
- 1985 — at Birmingham, Ala.**
Georgia 67, Tennessee 61
Alabama 74, Georgia 53
- 1986 — at Lexington, Ky.**
Alabama 79, Georgia 59
- 1987 — at Atlanta**
Georgia 65, Ole Miss 63
LSU 89, Georgia 88 (2OT)

- 1988 — at Baton Rouge, La.**
Georgia 64, Mississippi State 43
Georgia 65, Auburn 60
Georgia 72, Florida 70
Kentucky 62, Georgia 57
- 1989 — at Knoxville, Tenn.**
Georgia 83, Mississippi State 68
Florida 62, Georgia 61
- 1990 — at Orlando, Fla.**
Vanderbilt 78, Georgia 74 (OT)
- 1991 — at Nashville, Tenn.**
Georgia 80, Vanderbilt 72
Tennessee 85, Georgia 65
- 1992 — at Birmingham, Ala.**
Georgia 85, Ole Miss 66
Arkansas 73, Georgia 60
- 1993 — at Lexington, Ky.**
Georgia 87, Mississippi State 56
Arkansas 65, Georgia 60
- 1994 — at Memphis, Tenn.**
Georgia 83, LSU 70
Arkansas 95, Georgia 83
- 1995 — at Atlanta**
Alabama 68, Georgia 57
- 1996 — at New Orleans, La.**
Georgia 74, Tennessee 63
Mississippi State 86, Georgia 68
- 1997 — at Memphis, Tenn.**
Georgia 75, LSU 54
Georgia 65, Arkansas 63
Georgia 78, South Carolina 63
Kentucky 95, Georgia 68
- 1998 — at Atlanta**
Georgia 79, Mississippi State 76
Ole Miss 72, Georgia 67

- 1999 — at Atlanta**
Alabama 65, Georgia 58
- 2000 — at Atlanta**
Arkansas 71, Georgia 64
- 2001 — at Nashville, Tenn.**
LSU 63, Georgia 62
- 2002 — at Atlanta**
LSU 78, Georgia 76
- 2003 — at New Orleans, La.**
Georgia did not participate
- 2004 — at Atlanta**
Georgia 73, Auburn 59
Kentucky 69, Georgia 60
- 2005 — at Atlanta**
Mississippi State 76, Georgia 65
- 2006 — at Nashville, Tenn.**
Arkansas 80, Georgia 67
- 2007 — at Atlanta**
Georgia 80, Auburn 65
Florida 74, Georgia 57
- 2008 — at Atlanta**
Georgia 97, Ole Miss 95 (OT)
Georgia 60, Kentucky 56 (OT)
Georgia 64, Miss. State 60
Georgia 66, Arkansas 57
- 2009 — at Tampa, Fla.**
Miss. State 79, Georgia 60
- 2010 — at Nashville, Tenn.**
Georgia 77, Arkansas 64
Vanderbilt 78, Georgia 66
- 2011 — at Atlanta**
Georgia 69, Auburn 51
Alabama 65, Georgia 59 (OT)
- All-Time Record:** 39-48
- Championships:** 2 (1983, 2008)
- Semifinals:** 12
- Finals:** 6

OUTLOOK

PLAYERS

STAFF

OPPONENTS

REVIEW

RECORDS

HISTORY

MEDIA



Invitational Tournaments



The 2011 Bulldogs participated in the popular Old Spice Classic in Orlando, Fla.

Tournaments in Boldface represent titles won by Georgia.

2011

Old Spice Classic, Orlando, Fla.: Notre Dame 89, Georgia 83 (2OT); Temple 65, Georgia 58; Georgia 61, Manhattan 58.

2009

Dick's Sporting Goods NIT Season Tip-Off, (@W. Lafayette, Ind.; Loyola-Chicago 74, Georgia 53; Georgia 61, Eastern Michigan 60) (@ Athens, Georgia 64, Santa Clara 58; Georgia 98, Miss. Valley State 57)

2008

Outrigger Hotels Rainbow Classic, Honolulu (East Tenn. State 78, Georgia 56; Tulane 70, Georgia 69; Georgia 67, Hawai'i 59)

2006

Paradise Jam, St. Thomas, U.S.V.I. (ODU 74, Georgia 65; Georgia 79, Fordham 68; Georgia 76, Eastern Kentucky 68)

2003

AT&T Coaches vs. Cancer Classic, New York, N.Y. (Texas 77, Georgia 71)
Wooden Classic, Anaheim, Calif. (Georgia 78, Cal 73, OT)

2002

Hall of Fame Tipoff Classic, Springfield, Mass. (Georgia 73, Georgetown 59)
Outrigger Hotels Rainbow Classic, Honolulu (Georgia 80, Ark. State 68; Georgia 64, Miami 59; Hawaii 54, Georgia 44)

2001

Puerto Rico Shootout, San Juan, P.R. (Georgia 82, Indiana State 64; Georgia 65, Utah 60; Stanford 71, Georgia 58)
Pete Newell Challenge, Oakland, Calif. (California 85, Georgia 64)

2000

Great Alaska Shootout, Anchorage, Alaska (Kansas 88, Georgia 78;

Louisville 85, Georgia 62; Georgia 113, Grambling St. 74)

1999

Chase Pre-Season NIT, Campus Sites (@Georgia 84, Coll. of Charleston 63; @North Carolina 65, Georgia 58)

1998

Coaches vs. Cancer IKON Classic, E. Rutherford, N.J. (N.C. State 47, Georgia 45; Georgia 89, Texas 87)
John Wooden Classic, Anaheim, Calif. (Stanford 76, Georgia 74)

1997

Outrigger Hotels Rainbow Classic, Honolulu, Hawaii (Georgia 64, Wash. State 61; Georgia 70, Memphis 68; Georgia 73, Maryland 65 (OT))

1993

U.S. West Cellular Air Time Tournament, Seattle, Wash. (Georgia 68, Pacific 63; Pennsylvania 81, Georgia 79)
Cougar Classic, Provo, Utah (Georgia 80, Santa Clara 68; BYU 74, Georgia 64)

1991

Mile-High Classic, Boulder, Colo. (Georgia 109, Long Island 69; Colorado 69, Georgia 58)

1990

Central Fidelity Classic, Richmond, Va. (Georgia 89, Wichita State 58; Georgia 90, Richmond 45)
Western Kentucky Invitational, Bowling Green, Ky. (Georgia 77, TCU 72; Georgia 76, Western Ky. 70)
Tribune Classic, Tempe, Ariz. (Georgia 65, Wisconsin 64; Arizona State 62, Georgia 61)

1989

Chase Pre-Season NIT (Georgia 76, Arkansas State 61; North Carolina 99, Georgia 91)
Amana-Hawkeye Classic, Iowa City, Iowa (Georgia 80, Long Beach St. 63; Iowa 102, Georgia 76)

1988

Cotton States Kiwanis Classic, Atlanta, Ga. (Georgia 58, Princeton 54; Georgia 95, La Salle 85)
Phenix NCAA Ball, Tokyo, Japan (Georgia 81, New Orleans 77; Georgia 85, Alabama-Birmingham 66; Georgia 66, Japan All-Stars 62)
Chaminade Christmas Classic, Honolulu, Hawaii (Georgia 79, La Salle 71; Virginia 87, Georgia 54; Oklahoma 93, Georgia 90)

1986

Cotton States Classic, Atlanta, Ga. (Georgia 81, Loyola of Chicago 69; Memphis St. 82, Georgia 71)
Hawaiian Tropic Classic, Daytona Beach, Fla. (Georgia 82, LaSalle 65; Georgia 94, Stetson 83)

1985

AMI Classic, Miami, Fla. (Georgia 60, Cornell 57; Miami 81, Georgia 78)
Krystal Classic, Chattanooga, Tenn. (Georgia 77, William & Mary 44; Georgia 97, UT-Chattanooga, 71)
Cotton States Classic, Atlanta, Ga. (Georgia 105, Yale 65; Georgia 75, Villanova 68 [OT])

1983

Drake Classic, Des Moines, Iowa (Georgia 80, Northern Iowa 58; Georgia 93, Drake 59)
Wendy's Classic, Bowling Green, Ky. (Georgia 83, Middle Tennessee St. 67; Georgia 85, Western Kentucky 68)

OUTLOOK
PLAYERS
STAFF
OPONENTS
REVIEW
RECORDS
HISTORY
MEDIA

Invitational Tournaments


1982

Cotton States Classic, Atlanta, Ga. (Georgia 86, Columbia 52; Georgia 90, Western Kentucky 69)

1981

Cotton States Classic, Atlanta, Ga. (Georgia 79, Northeastern 66; Georgia 76, Alabama-Birmingham 72)

1980

Cotton States Classic, Atlanta, Ga. (Georgia 77, UT-Chatt. 68; Florida St. 64, Georgia 62)

Oil Capital Classic, Tulsa, Okla. (Georgia 66, Tulsa 64; Georgia 81, Oral Roberts 65)

1978

Salt Lake City Classic, Salt Lake City, Utah (Idaho St. 66, Georgia 56; Georgia 83, Hofstra 70)

1977

Georgetown Invitational, Washington, D.C. (Georgetown 66, Georgia 60; Georgia 42, Louisiana Tech 34)

Louisville Classic, Louisville, Ky. (Georgia 84, Ohio St. 80; Georgia 73, Louisville 70 [OT])

1976

Sugar Bowl Classic, New Orleans, La. (Indiana 74, Georgia 52; S. Carolina 74, Georgia 73 [OT])

1975

Indiana Classic, Bloomington, Ind. (IU 93, Georgia 56; Oregon 87, Georgia 74)

1974

Milwaukee Classic, Milwaukee, Wis. (Marquette 100, Georgia 70; Georgia 91, Wisconsin 89 [OT])

1973

Dayton Classic, Dayton, Ohio (Dayton 63, Georgia 55; Drake 66, Georgia 60)

1972

Quaker City Classic, Philadelphia, Pa. (Duquesne 71, Georgia 66; Georgia 70, Rhode Island 62; Georgia 77, Sou. Cal 74)

1970

Charlotte Invitational, Charlotte, N.C. (LaSalle 50, Georgia 42; Davidson 63, Georgia 55)

1969

Quaker City Classic, Philadelphia, Pa. (LaSalle 76, Georgia 66; Brigham Young 89, Georgia 82 [2 OT])

1968

Gator Bowl Tournament, Jacksonville, Fla. (Boston College 89, Georgia 83; Florida 82, Georgia 77)

1967

Triangle Classic Tournament, Raleigh, N.C. (Georgia 79, Yale 75; Georgia 62, N.C. State 56)

1966


Gator Bowl Tournament, Jacksonville, Fla. (Florida 78, Georgia 64; Georgia 90, Penn St. 82)

1964

Gator Bowl Tournament, Jacksonville, Fla. (Texas 66, Georgia 60; Wake Forest 83, Georgia 69)

1960

Gator Bowl Tournament, Jacksonville, Fla. (Georgia 62, FSU 56; Ga. Tech



54, Georgia 51; Florida 73, Georgia 58)

1959

Gator Bowl Tournament, Jacksonville, Fla. (Georgia 79, LSU 67; Georgia 69, FSU 66)

1958

Gator Bowl Tournament, Jacksonville, Fla. (LSU 63, Georgia 60; Florida 58, Georgia 55)

1958

Citadel Invit. Charleston, S.C. (Citadel 78, Georgia 52; Georgia 83, FSU 72)

1957

Gator Bowl Tournament, Jacksonville, Fla. (Georgia 77, South Carolina 58; Florida 76, Georgia 63)

Senior Bowl Tournament, Mobile, Ala. (Spring Hill 69, Georgia 67; FSU 92, Georgia 80)

1956

Gator Bowl Tournament, Jacksonville, Fla. (Georgia 84, Clemson 76; Georgia 64, South Carolina 62)

1955

Gator Bowl Tournament, Jacksonville, Fla. (South Carolina 85, Georgia 68; LSU 91, Georgia 86)

1954

Gator Bowl Tournament, Jacksonville, Fla. (Spring Hill 78, Georgia 69; FSU 97, Georgia 87)

1953

Gator Bowl Tournament, Jacksonville, Fla. (Ole Miss 87, Georgia 73; Georgia 66, Georgia Tech 64)

1952

Gator Bowl Tournament, Jacksonville, Fla. (Georgia Teachers College 85, Georgia 57; Georgia Tech 71, Georgia 54)

1952

Savannah Invitational, Savannah, Ga. (FSU 77, Georgia 69; Georgia 70, Ga. Southern 61; Alabama 72, Georgia 68)

1951


Gator Bowl Tournament, Jacksonville, Fla. (Georgia 79, FSU 50; Florida 62, Georgia 47; Clemson 85, Georgia 60)



Year-by-Year Records

OUTLOOK
PLAYERS
STAFF
OPPONENTS
REVIEW
RECORDS
HISTORY
MEDIA

Year	Coach	Overall		Conf.		Post-Season
		W-L	Pct.	W-L	Pct.	
1905-06	W.T. Forbes	0-2	.000	----	----	----
1906-07	W.T. Forbes	2-0	1.000	----	----	----
1907-08	C.O. Heidler	2-2	.500	----	----	----
1908-09	C.O. Heidler	6-2	.750	----	----	----
1909-10	C.O. Heidler	2-1	.667	----	----	----
1910-11	W.A. Cunningham	2-5	.286	----	----	----
1911-12	C.O. Heidler	6-1	.857	----	----	----
1912-13	Howell Peacock	10-1	.909	----	----	----
1913-14	Howell Peacock	9-1	.900	----	----	----
1914-15	Howell Peacock	4-3	.571	----	----	----
1915-16	Howell Peacock	7-2	.778	----	----	----
1916-17	W.A. Cunningham	8-1	.889	----	----	----
1917-18	Alfred W. Scott	6-1	.857	----	----	----
1918-19	Kennon Mott	5-3	.625	----	----	----
1919-20	Herman J. Stegeman	9-7	.563	----	----	----
1920-21	Herman J. Stegeman	13-4	.765	----	----	----
1921-22	Herman J. Stegeman	10-5	.667	----	----	----
1922-23	Herman J. Stegeman	11-8	.579	----	----	----
1923-24	Herman J. Stegeman	16-5	.762	----	----	----
1924-25	Herman J. Stegeman	9-11	.450	----	----	----
1925-26	Herman J. Stegeman	18-6	.750	----	----	----
1926-27	Herman J. Stegeman	14-8	.636	----	----	----
1927-28	Herman J. Stegeman	13-10	.565	----	----	----
1928-29	Herman J. Stegeman	18-6	.750	----	----	----
1929-30	Herman J. Stegeman	17-6	.739	----	----	----
1930-31	Herman J. Stegeman	23-2	.920	----	----	----
1931-32	Vernon Smith	19-7	.731	----	----	----
1932-33	Rex Enright	9-10	.474	5-6	.455	----
1933-34	Rex Enright	10-9	.526	3-6	.333	----
1934-35	Rex Enright	12-8	.600	4-5	.444	----
1935-36	Rex Enright	9-11	.450	6-7	.462	----
1936-37	Rex Enright	10-6	.625	5-3	.625	----
1937-38	Rex Enright & Vernon Smith	12-10	.545	4-6	.400	----



Tubby Smith and Ron Jirsa (background) guided Georgia to an unprecedented three straight 20-victory seasons (1996-98).

Year	Coach	Overall		Conf.		Post-Season
		W-L	Pct.	W-L	Pct.	
1938-39	Elmer Lampe	11-6	.647	8-3	.727	----
1939-40	Elmer Lampe	20-5	.800	9-4	.692	----
1940-41	Elmer Lampe	13-11	.542	6-7	.462	----
1941-42	Elmer Lampe	7-10	.412	5-8	.385	----
1942-43	Elmer Lampe	4-13	.235	1-8	.111	----
1943-44	Elmer Lampe	7-10	.412	0-2	.000	----
1944-45	Elmer Lampe	5-16	.238	2-9	.182	----
1945-46	Elmer Lampe	12-9	.571	6-6	.500	----
1946-47	Elmer Lampe & Ralph Jordan	5-14	.263	4-9	.308	----
1947-48	Ralph Jordan	18-10	.643	6-8	.429	----
1948-49	Ralph Jordan	17-13	.567	6-9	.400	----
1949-50	Ralph Jordan & Jim Whatley	15-9	.625	6-7	.462	----
1950-51	Jim Whatley	13-11	.542	6-8	.429	----
1951-52	Harbin Lawson	3-22	.120	2-12	.143	----
1952-53	Harbin Lawson	7-18	.280	3-10	.231	----
1953-54	Harbin Lawson	7-18	.280	2-12	.143	----
1954-55	Harbin Lawson	9-16	.360	7-7	.500	----
1955-56	Harbin Lawson	3-21	.125	1-13	.071	----
1956-57	Harbin Lawson	8-16	.333	4-10	.286	----
1957-58	Harbin Lawson	7-19	.269	3-11	.214	----
1958-59	Harbin Lawson	11-15	.423	5-9	.357	----
1959-60	Harbin Lawson	12-13	.480	6-8	.429	----
1960-61	Harbin Lawson	8-18	.308	4-10	.286	----
1961-62	Harbin Lawson	8-16	.333	3-11	.214	----
1962-63	Harbin Lawson	9-17	.346	4-10	.286	----
1963-64	Harbin Lawson	12-14	.462	8-6	.571	----
1964-65	Harbin Lawson	8-18	.308	4-12	.250	----
1965-66	Ken Rosemond	10-15	.400	5-11	.313	----
1966-67	Ken Rosemond	9-17	.346	5-13	.278	----
1967-68	Ken Rosemond	17-8	.680	11-7	.611	----
1968-69	Ken Rosemond	13-12	.520	9-9	.500	----
1969-70	Ken Rosemond	13-12	.520	11-7	.611	----
1970-71	Ken Rosemond	6-19	.240	5-13	.278	----
1971-72	Ken Rosemond	14-12	.538	9-9	.500	----
1972-73	Ken Rosemond	10-16	.385	5-13	.278	----
1973-74	John Guthrie	6-20	.231	2-16	.111	----
1974-75	John Guthrie	8-17	.320	3-15	.167	----
1975-76	John Guthrie	12-15	.444	7-11	.389	----
1976-77	John Guthrie	9-18	.333	3-15	.167	----
1977-78	John Guthrie	11-16	.407	5-13	.278	----
1978-79	Hugh Durham	14-14	.500	7-11	.389	----
1979-80	Hugh Durham	14-13	.519	7-11	.389	----
1980-81	Hugh Durham	19-12	.612	9-9	.500	NIT
1981-82	Hugh Durham	19-12	.612	10-8	.556	NIT
1982-83	Hugh Durham	24-10	.706	9-9	.500	NCAA
1983-84	Hugh Durham	17-13	.567	8-10	.444	NIT
1984-85	Hugh Durham	22-9	.710	12-6	.667	NCAA
1985-86	Hugh Durham	17-13	.567	9-9	.500	NIT
1986-87	Hugh Durham	18-12	.600	10-8	.556	NCAA
1987-88	Hugh Durham	20-16	.556	8-10	.444	NIT
1988-89	Hugh Durham	15-16	.484	6-12	.33	----
1989-90	Hugh Durham	20-9	.690	13-5	.722	NCAA
1990-91	Hugh Durham	17-13	.567	9-9	.500	NCAA
1991-92	Hugh Durham	15-14	.517	7-9	.438	----
1992-93	Hugh Durham	15-14	.517	8-8	.500	NIT
1993-94	Hugh Durham	14-16	.467	7-9	.438	----
1994-95	Hugh Durham	18-10	.642	9-7	.563	NIT
1995-96	Tubby Smith	21-10	.677	9-7	.563	NCAA
1996-97	Tubby Smith	24-9	.727	10-6	.625	NCAA
1997-98	Ron Jirsa	20-15	.571	7-9	.438	NIT
1998-99	Ron Jirsa	15-15	.500	6-10	.375	NIT
1999-00	Jim Harrick	10-20	.333	3-13	.188	----
2000-01	Jim Harrick	16-15	.516	9-7	.563	NCAA
2001-02*	Jim Harrick	11-10	.524	0-6	.000	NCAA
2002-03*	Jim Harrick	0-8	.000	0-5	.000	----
2003-04	Dennis Felton	16-14	.533	7-9	.438	NIT
2004-05	Dennis Felton	8-20	.400	2-14	.125	----
2005-06	Dennis Felton	15-15	.500	5-11	.313	----
2006-07	Dennis Felton	19-14	.576	8-8	.500	NIT
2007-08	Dennis Felton	17-17	.500	4-12	.250	NCAA
2008-09	Dennis Felton	9-11	.450	0-5	.000	----
	Pete Herrmann	3-9	.250	3-8	.273	----
2009-10	Mark Fox	14-17	.452	5-11	.313	----
2010-11	Mark Fox	21-12	.636	9-7	.563	NCAA
Totals	106 Seasons	1245-1129	.524	463-713	.394	

*A total of 30 wins (11 in 2002, 19 in 2003) were later vacated because of NCAA sanctions.



Year-by-Year Results



To ensure the accuracy of the following information — especially in the early years of UGA basketball — extensive research has been conducted. If you have irrefutable evidence that conflicts with dates, opponents or scores, please direct correspondence to Tim Hix, UGA Sports Information Office, P.O. Box 1472, Athens, GA 30603. Email address: thix@sports.uga.edu

OUTLOOK
PLAYERS
STAFF
OPPONENTS
REVIEW
RECORDS
HISTORY
MEDIA

1905-06 (W 0, L 2)
Coach: W.T. Forbes
Capt: Haywood Deane

3/10 13 Georgia Tech27
3/17 11 at Ga. Tech (OT).....12

1906-07 (W 2, L 0)
Coach: W.T. Forbes
Capt: C.B. Holtzendorf

1/12 39 Tulane.....21
1/19 65 Mercer11

1907-08 (W 2, L 2)
Coach: C.O. Heidler
Capt: Claude Derrick

1/14 24 at A.A.C.22
2/14 28 at Columbus YMCA50
2/15 20 Auburn (@Col.).....34
2/22 36 at Augusta YMCA15

1908-09 (W 6, L 2)
Coach: C.O. Heidler
Capt: Frank V. Sprecken

60 Tulane.....36
1/22 78 Ga. Tech9
30 A.A.C.32
1/29 69 at Ga. Tech13
100 Davidson.....12
60 Mercer20
48 Auburn.....37
29 Columbus YMCA44

1909-10 (W 2, L 1)
Coach: C.O. Heidler
Capt: Howell Peacock

40 Auburn.....35
57 A.A.C.45
21 at Auburn56

1910-11 (W 2, L 5)
Coach: W.A. Cunningham
Capt: Tillou Forbes

43 Fifth Regiment33
11 Columbus YMCA40
26 Mercer28
26 Auburn.....24
22 at A.A.C.27
24 Mercer27
21 Columbus YMCA47

1911-12 (W 6, L 1)
Coach: C.O. Heidler
Capt: Howell Peacock

36 at A.A.C.34
(W) A.A.C.
(W) Augusta YMCA
47 St. Louis A.C.....33
40 Auburn19

41 Mercer27
18 Mercer30

1912-13 (W 10, L 1)
Coach: Howell Peacock
Capt: D.W. Johnston

1/10 92 Auburn.....12
1/17 52 at Tennessee22
1/18 69 at Maryville30
1/20 28 at A.A.C.67
1/23 57 at Augusta YMCA25
2/6 38 Tennessee13
2/7 77 Clemson15
2/15 71 at Ga. Tech12
2/17 70 Wake Forest28
2/28 35 Ga. Tech20
3/1 92 at Auburn12

1913-14 (W 9, L 1)
Coach: Howell Peacock
Capt: T.C. Brand

1/13 47 Athens YMCA20
1/17 80 Auburn16
1/24 38 at A.A.C.27
1/26 46 at Auburn15
1/30 45 at Savannah A.C.....25
2/5 41 Vanderbilt.....31
2/7 59 at Columbus YMCA50
2/14 58 Ga. Tech8
2/26 29 at Ga. Tech24
2/27 37 at Columbus YMCA39

1914-15 (W 4, L 3)
Coach: Howell Peacock
Capt: Louis Lester

36 Mercer19
23 Columbus YMCA39
25 Mercer26
17 Chattanooga.....43
25 at Vanderbilt.....23
52 at Nashville Ramblers27
34 Columbus YMCA28

1915-16 (W 7, L 2)
Coach: Howell Peacock
Capt: C.W. Rawson

1/22 31 at A.A.C.51
81 Auburn14
2/4 45 at Auburn18
58 at Columbus YMCA.....17
75 at Rome A.C.9
67 at Savannah A.C.....9
69 at Savannah A.C.11
30 A.A.C.35
2/28 46 Columbus24

1916-17 (W 8, L 1)
Coach: W.A. Cunningham
Capt: J.L. Morrison

1/19 90 Auburn18
74 Birmingham20
22 A.A.C.21
2/15 16 at Birm. A.C.12
2/16 31 at Vanderbilt.....11
2/17 26 at Nashville Ramblers24
51 Mercer19
66 Mercer14
3/10 22 at A.A.C.28

1917-18 (W 6, L 1)
Coach: Alfred W. Scott
Capt: Alfred W. Scott

1/12 122 at S.E. Christian Col.2
1/19 32 at A.A.C.27
1/26 24 Mercer15
2/1 27 at N. Carolina.....36
2/2 33 at Wash. & Lee32
2/9 74 Mercer9
2/16 30 A.A.C. (OT).....23

1918-19 (W 5, L 3)
Coach: Kennon Mott
Capt: A.H. Cox

1/17 20 Auburn25
1/25 51 Macon YMCA.....20
1/29 22 at Auburn35
1/31 31 Clemson12
2/3 39 at Macon YMCA.....33
2/8 36 Birmingham A.C.....12
2/22 27 A.A.C.22
3/1 15 at A.A.C.32

1919-20 (W 9, L 7)
Coach: H.J. Stegeman
Capt: Kennon Mott

61 S.E. Christian Col.30
1/9 31 Auburn15
1/13 43 at Furman23
1/14 47 at Wofford23
30 Mercer15
1/23 36 Clemson22
1/28 39 @ Macon YMCA (OT)43
2/4 18 at Vanderbilt40
2/11 34 LSU15
33 at Clemson24
22 at A.A.C.36
47 Tulane19
29 at Auburn32
31 Mercer33
18 A.A.C.26
33 Rutgers36

1920-21 (W 13, L 4)
Coach: H.J. Stegeman
Capt: Buck Cheeves

69 Furman25
1/21 31 Auburn22
1/22 26 at Mercer7
1/28 45 Mercer16
2/4 22 at Macon YMCA.....35
2/5 45 Clemson22
2/9 31 at Vanderbilt17
2/11 29 at Auburn23
2/14 20 Camp Benning.....17
2/18 74 Augusta YMCA25
2/19 55 Savannah YMCA19
2/20 23 A.A.C.33

25 at A.A.C.37
47 Newberry23
32 Auburn24
26 Ga. Tech21
2/27 19 Kentucky.....20

1921-22 (W 10, L 5)
Coach: H.J. Stegeman
Capt: Paige Bennett

1/13 24 at Clemson16
1/14 32 at Furman22
1/20 43 at Wofford34
1/21 34 at S. Carolina.....27
1/27 18 Mercer27
1/31 39 Auburn15
2/3 30 at A.A.C.42
2/6 17 Alabama20
2/8 31 at Auburn17
2/11 31 at Mercer24
2/14 29 Trinity19
2/18 19 A.A.C.30
12/24 43 Oglethorpe12
12/25 27 Vanderbilt26
12/26 26 N. Carolina34
1 SIC Tournament - Atlanta

1922-23 (W 11, L 8)
Coach: H.J. Stegeman
Capt: Ed Gurr

12/31 29 at Savannah YMCA22
1/1 30 at Jax YMCA27
1/2 21 at Albany YMCA31
1/3 17 at Camp Benning25
1/11 29 at Clemson20
1/12 48 at Furman28
1/13 24 at Wofford22
1/24 45 at Wofford28
1/27 35 Auburn29
2/1 16 at Vanderbilt.....25
2/2 26 at Tennessee30
2/3 23 at Kentucky19
2/9 16 at Auburn45
2/10 34 at A.A.C.30
2/16 11 at Mercer31
2/17 29 at Mercer28
2/22 25 A.A.C.30
12/27 23 Tennessee19
12/28 22 Ga. Tech27
1 SIC Tournament - Atlanta

1923-24 (W 16, L 5)
Coach: H.J. Stegeman
Capt: Ed Gurr

1/1 32 Savan. Protes. Club.....19
1/2 28 Macon YMCA22
1/3 47 at Columbus YMCA20
1/4 36 at Camp Benning27
1/5 13 at Albany YMCA.....24
1/9 38 at South Carolina.....29
1/10 34 at Furman20
1/11 24 at Clemson6
1/16 38 at Clemson13
1/24 50 Furman27
1/31 32 at Auburn17
2/1 49 N.C. State.....24
2/6 33 Auburn18
2/8 43 Florida24
2/9 29 at A.A.C.34
2/16 41 A.A.C.18
2/22 20 at Mercer34
2/23 19 at Mercer36
13/1 36 Wash. & Lee24
13/2 29 Maryland25



Year-by-Year Results

OUTLOOK PLAYERS STAFF OPPONENTS REVIEW RECORDS HISTORY MEDIA

1924-25 (W 9, L 11)
Coach: H.J. Stegeman
Capt: C.F. Wiehrs

1/3	35	at Atlanta YMCA	41
1/5	35	at Ft. McPherson	30
1/6	33	at Savannah A.C.	38
1/7	37	at Savannah Baptist	23
1/8	33	at Jacksonville	24
1/10	31	at Albany YMCA	47
1/11	29	at Columbus YMCA	32
1/15	16	at Clemson	18
1/16	39	at Furman	26
1/17	27	at South Carolina	35
1/22	34	Vanderbilt	41
1/31	25	at Ga. Tech	30
2/5	24	at A.A.C.	27
2/7	28	Kentucky	24
2/10	40	Auburn	17
2/14	26	A.A.C.	38
2/18	37	at Auburn	21
2/21	34	Ga. Tech	24
3/1	32	Kentucky	31
3/2	19	North Carolina	40
1SIC Tournament - Atlanta			

1925-26 (W 18, L 6)
Coach: H.J. Stegeman
Capt: Nolen Richardson

47	Macon YMCA	27	
57	Albany YMCA	28	
42	at Dahlonega	11	
58	at Westminster A.C.	29	
61	at Ft. McPherson	21	
43	at Furman	34	
1/8	25	at Ga. Tech	30
1/12	27	Tulane	41
1/15	47	at Wash. & Lee	24
1/16	30	at V.M.I.	22
1/18	31	at Virginia	41
1/21	57	S. Carolina	32
1/23	26	N.C. State	25
1/30	33	Ga. Tech	29
2/3	26	at A.A.C.	34
2/4	49	Auburn	28
2/6	37	at Mercer	36
2/10	55	Florida	27
2/12	36	A.A.C.	33
2/15	18	Kentucky	22
2/20	34	at Ga. Tech	19

2/22	44	Clemson	28
2/26	48	Tennessee	25
2/27	34	Kentucky	39
1SIC Tournament - Atlanta			

1926-27 (W 14, L 8)
Coach: H.J. Stegeman
Capt: Walter Forbes

12/11	52	Southern Bell	21
12/18	80	at Ft. McPherson	15
12/23	44	Atlanta YMCA	34
1/5	39	Furman	20
1/8	32	Florida	33
1/12	29	Tennessee	28
1/13	65	Wofford	22
1/15	35	Ga. Tech	36
1/19	27	at North Carolina	33
1/21	29	at Virginia	20
1/22	33	at Maryland	34
1/29	27	at Ga. Tech	33
2/5	37	at Mercer	26
2/9	30	A.A.C.	28
2/12	25	at A.A.C.	37
2/14	34	Clemson	23
2/17	51	Presbyterian	23
2/19	25	Ga. Tech	36
2/25	36	V.M.I.	14
2/26	27	Maryland	22
2/27	23	North Carolina	20
2/28	44	Vanderbilt	46
1SIC Tournament - Atlanta			

1927-28 (W 12, L 10)
Coach: H.J. Stegeman
Capt: Babe Florence

12/10	50	Southern Bell	17
12/18	16	Gulf Ref. Co.	30
12/22	69	Augusta YMCA	20
1/4	46	Furman	23
1/6	37	at Florida	35
1/7	40	at Florida	30
1/11	42	Tulane	32
1/12	28	Tulane	18
1/14	33	at Ga. Tech	30
1/20	29	at North Carolina	35
1/21	44	at Duke	49
1/22	38	at N.C. State	31

1/28	35	Ga. Tech	36
2/3	25	at Auburn	28
2/4	29	at A.A.C.	35
2/6	38	Clemson	25
2/11	28	A.A.C.	38
2/13	37	Ole Miss	44
2/14	37	Ole Miss	33
2/18	26	at Ga. Tech	28
2/24	37	V.M.I.	26
2/25	16	Kentucky	31
1SIC Tournament - Atlanta			

1928-29 (W 18, L 6)
Coach: H.J. Stegeman
Capt: Jimmy Harris

12/18	42	J.P.C. Reds	32
12/23	47	Southern Bell	20
1/1	54	South Carolina	28
1/2	46	South Carolina	21
1/4	48	Florida	26
1/14	44	at Wash. & Lee	25
1/15	34	at V.M.I.	22
1/16	40	at Virginia	32
1/24	29	North Carolina	31
1/26	37	at Ga. Tech	38
1/30	45	at N.C. State	37
2/2	39	Auburn	31
2/5	24	Duke	22
2/7	41	Sewanee	19
2/9	29	at A.A.C.	43
2/12	45	Tennessee	21
2/14	23	at Clemson	30
2/16	33	A.A.C.	41
2/19	41	Clemson	25
2/23	27	Ga. Tech	25
3/1	42	Auburn	24
3/2	26	Kentucky	24
3/3	37	Duke	43
1SIC Tournament - Atlanta			
48	Florida	32	

1929-30 (W 17, L 6)
Coach: H.J. Stegeman
Capt: Henry Palmer

12/11	35	J.P.C. Reds	21
12/14	42	A.A.C.	25
12/7	(W)	New Holland A.C.	..
1/1	22	at Furman	24
1/3	39	Oglethorpe	27
1/4	44	Oglethorpe	10
1/8	40	at Stetson	17
1/11	27	at Stetson	23
1/11	35	at Florida (OT)	34
1/18	26	at Ga. Tech	23
1/25	25	at Ga. Tech	23
1/29	43	Auburn	35
2/1	21	Kentucky (OT)	22
2/4	24	N.C. State	28
2/5	39	at Clemson	24
2/8	42	A.A.C.	25
2/14	23	at Kentucky	36
2/16	38	at A.A.C.	51
2/18	36	Clemson	32
2/19	41	Mercer	27
2/22	35	at Ga. Tech	31
2/28	26	N. Carolina	17
3/1	26	Alabama	29
1SIC Tournament - Atlanta			

1930-31 (W 23, L 2)
Coach: H.J. Stegeman
Capt: Sandy Sanford

12/13	(W)	Alpha S.S. Class
12/20	(W)	Atlanta J.C.C.
12/22	(W)	New Holland A.C.
12/24	(W)	Gulf Refining Co.
12/25	(W)	Atlanta YMCA
1/3	31	South Carolina	16
1/9	32	at Florida	29
1/11	47	at Florida	29
1/13	26	N.C. State	20
1/16	22	Tennessee	19
1/17	39	Ga. Tech	30
1/20	34	Clemson	25
1/23	30	Auburn	27
1/31	19	at Ga. Tech	37
2/3	31	at Clemson	21
2/4	27	at South Carolina	21
2/6	38	Florida	23
2/7	33	Florida	32
2/13	25	Kentucky	16
2/14	44	Ga. Tech	15
2/20	31	at Tennessee	18
2/21	40	A.A.C.	29
2/27	32	Washington & Lee	31
2/28	31	Auburn	27
3/1	25	Maryland	26
1SIC Tournament - Atlanta			

1931-32 (W 19, L 7)
Southern Conf. Champions
Coach: Rex Enright
Capt: Vernon Smith

12/24	39	Atlanta YMCA	32
12/28	43	T.N.T.	17
12/30	35	Fort Benning	19
1/1	22	Chattanooga	16
1/2	26	Chattanooga	19
1/3	38	Chattanooga	26
1/9	17	at Tennessee	24
1/16	35	N.Y. Celtics	45
1/22	38	Tennessee	19
1/27	42	at Mercer	26
1/28	31	at Mercer	25
1/30	20	at Ga. Tech	30
2/2	41	Clemson	26
2/6	25	Ga. Tech	15
2/9	40	Clemson	16
2/11	27	at Stetson	30
2/12	38	at Florida	33
2/13	27	at Florida	47
2/16	24	at Auburn	26
2/18	36	Florida	20
2/19	39	Florida	20
2/20	22	at Ga. Tech	25
2/26	48	Mississippi St.	26
2/27	40	Virginia	19
2/28	43	Duke	32
3/1	26	North Carolina	24
1SIC Tournament - Atlanta			



Herman J. Stegeman, in whose name the current arena is now dedicated, coached the Bulldogs from 1920 until 1931.



Year-by-Year Results

1932-33 (W 9, L 10)

**Coach: Rex Enright
Capt: Le Roy Young**

12/27	28	at Tulane	20
12/28	41	at Tulane (OT)	39
1/11	37	Florida	34
1/12	32	Florida	33
1/14	30	Ga. Tech	25
1/20	22	at Florida	25
1/21	39	at Florida	40
1/23	34	at Mercer	40
1/24	40	at Mercer	38
1/28	16	at Ga. Tech	26
1/31	23	Alabama	33
2/4	40	at Maryland	36
2/6	33	at William & Mary	32
2/7	31	at Virginia	17
2/11	22	Auburn	21
2/14	25	Clemson	35
2/16	29	at Clemson	36
2/18	30	Ga. Tech	32
2/24	22	Tulane	46
1 st SEC Tournament - Atlanta			

1933-34 (W 10, L 9)

**Coach: Rex Enright
Capt: Brown Wilder**

12/17	35	Atlanta YMCA	49
12/23	33	Gulf Refining Co.	22
1/5	23	Chattanooga	15
1/6	32	Chattanooga	18
1/10	20	Florida	46
1/11	32	Florida	24
1/13	25	Ga. Tech	33
1/15	31	at Presbyterian	17
1/20	39	Presbyterian	26
1/27	37	at Ga. Tech	33
2/2	35	at Florida	37

2/3	27	at Florida	47
2/6	29	Clemson	23
2/10	21	at Auburn	30
2/12	17	at Alabama	51
2/17	28	at Ga. Tech	27
2/20	23	at Clemson	29
2/23	33	Ga. Tech	19
2/24	29	Vanderbilt	46
1 st SEC Tournament - Atlanta			

1934-35 (W 12, L 8)

**Coach: Rex Enright
Capt: Frank Johnson,
Harrison Anderson**

12/21	54	Oglethorpe	30
12/22	43	Oglethorpe	34
1/4	32	Chattanooga	27
1/5	28	Chattanooga	26
1/10	27	Florida	29
1/11	34	Florida	30
1/16	45	Presbyterian	25
1/19	33	Ga. Tech	23
1/26	20	Clemson	31
2/2	27	at Ga. Tech	32
2/5	33	Auburn	29
2/8	38	at Presbyterian	34
2/9	44	at Clemson (2 OT)	43
2/12	48	Mercer	20
2/14	27	at Stetson	31
2/15	25	at Florida	29
2/16	45	at Florida	47
2/20	26	Alabama	21
2/23	39	Ga. Tech (OT)	49
2/28	24	South Ga. Teachers	30

1935-36 (W 9, L 11)

**Coach: Rex Enright
Capt: F. Johnson, H. Anderson**

12/20	34	at Tulane	26
12/21	26	at Tulane	34
12/23	34	at LSU	46
1/3	33	Chattanooga	23
1/5	27	Chattanooga	38
1/10	38	at Chattanooga	28
1/11	44	at Tennessee	56
1/16	21	at Stetson	35
1/17	37	at Florida	28
1/18	43	at Florida	32
1/31	30	Tennessee	24
2/1	21	at Ga. Tech	29
2/7	40	Florida	32
2/8	27	Florida	22
2/12	33	Clemson	13
2/15	26	at Auburn	33
2/17	28	at Alabama	42
2/19	24	at Clemson	27
2/22	22	Ga. Tech	24
2/28	26	Auburn	43
1 st SEC Tournament - Knoxville, Tenn.			

1936-37 (W 10, L 6)

**Coach: Rex Enright
Capt: Charles Harrold**

1/2	48	Atlanta Semi-Pro	18
1/8	34	Chattanooga	24
1/9	28	Chattanooga	32
1/15	31	at Florida	30
1/16	18	at Florida	36
1/22	37	Mercer	33
1/23	36	at Clemson	35
1/26	28	Alabama	16
1/30	20	Ga. Tech	34

2/5	36	Florida	19
2/6	28	Florida	27
2/12	25	at Mercer	27
2/13	29	Clemson	20
2/17	21	Auburn	19
2/20	22	at Ga. Tech	42
2/26	21	Tennessee	36
1 st SEC Tournament - Knoxville, Tenn.			

1937-38 (W 12, L 10)

**Coach: R. Enright, V. Smith
Capt: Jack Farren**

1/4	26	South Carolina	24
1/7	21	N.C. State	24
1/11	26	Clemson	22
1/14	34	at Florida	31
1/15	32	at Florida(OT)	38
1/21	42	Chattanooga	18
1/22	31	Chattanooga	23
1/23	32	Chattanooga	30
1/25	24	at Sewanee	16
1/29	28	at Ga. Tech	51
1/31	36	at South Carolina	22
2/4	36	Florida	41
2/5	28	Florida	27
2/8	28	at Clemson	40
2/9	46	Sewanee	22
2/12	27	at Auburn	34
2/14	26	at Alabama	38
2/16	47	Mercer	38
2/19	27	Ga. Tech	29
2/25	39	at Erskine	27
2/28	24	Mercer	34
3/3	36	Tulane	47
1 st SEC Tournament - Baton Rouge, La.			

1938-39 (W 11, L 6)

**Coach: Elmer Lampe
Capt: Cecil Kelley**

1/3	39	South Carolina	24
1/7	30	Clemson	37
1/13	15	at Florida	26
1/14	25	at Florida	18
1/20	66	Chattanooga	41
1/23	31	Alabama	26
1/28	32	Ga. Tech	26
1/31	49	at South Carolina	34
2/4	43	Auburn	21
2/6	29	at Clemson	39
2/10	29	at Auburn	34
2/14	42	Florida	32
2/15	43	Florida	18
2/18	41	at Ga. Tech	29
2/24	63	Sewanee	48
2/25	29	at Tennessee	35
3/2	28	LSU	50
1 st SEC Tournament - Knoxville, Tenn.			

1939-40 (W 20, L 5)

**Coach: Elmer Lampe
Capt: Cecil Kelley**

12/20	50	Buford Semi-Pro	29
12/22	39	Buford Semi-Pro	19
1/2	51	Mercer	41
1/3	62	Chattanooga	28
1/5	47	South Carolina	31
1/6	32	at Clemson	29
1/9	41	Sewanee	25
1/10	55	Albany	45
1/12	36	at Florida	45




1932 Georgia Squad — Southern Conference Champions

Top Row (L-R): "Red" Caldwell, Mgr.; "Flip" Costa; Stokely Pound; "Rully" O'Kelly; Herschel Simmons, Joe Chandler; Head Coach Rex Enright; Front (L-R): Leroy Young; Tommy Moran; Vernon "Catfish" Smith; Bill Strickland; Frank Terrell.



Year-by-Year Results

OUTLOOK
PLAYERS
STAFF
OPPONENTS
REVIEW
RECORDS
HISTORY
MEDIA



Elmer Lampe
Head Coach
(1939-47)

1/13	25	at Florida.....	36
1/16	40	South Carolina.....	33
1/19	45	Ole Miss.....	41
1/27	46	at Ga. Tech.....	31
2/1	36	at Alabama.....	22
2/3	32	Auburn.....	28
2/5	21	at Alabama.....	33
2/9	48	at Auburn.....	47
2/12	46	Florida.....	36
2/13	54	Florida.....	37
2/17	40	Ga. Tech.....	31
2/25	41	Tennessee.....	48
'2/28	48	Auburn.....	41
'2/29	45	Ole Miss.....	28
'3/1	30	Alabama.....	28
'3/2	43	Kentucky.....	51

'SEC Tournament - Knoxville, Tenn.

1940-41 (W 13, L 11)
Coach: Elmer Lampe
Capt: Dan Kirkland

12/1	59	Rockmart Semi-Pro.....	31
12/5	38	at Chicago.....	31
12/6	34	at Illinois.....	38
12/7	31	at Indiana.....	44
12/13	65	at Clemson.....	51
1/2	58	Clemson.....	43
1/6	44	S. Carolina (OT).....	48
1/10	34	at Florida.....	39
1/11	42	at Florida.....	44
1/17	50	Vanderbilt.....	44
1/24	46	at Sewanee.....	19
1/25	23	at Tennessee.....	46
1/28	59	Mercer.....	47
2/1	47	Tennessee.....	36
2/4	50	USC (Augusta).....	43
2/7	31	Ga. Tech.....	26
2/8	39	at Auburn.....	43
2/10	46	Florida.....	40
2/11	44	Florida.....	46
2/15	53	at Ole Miss.....	46
2/17	37	at Alabama.....	42
2/20	44	at Ga. Tech.....	52
2/26	36	Auburn.....	31
'2/28	39	Tennessee.....	41

'SEC Tournament - Louisville, Ky.

1941-42 (W 7, L 10)
Coach: Elmer Lampe
Capt: Bobby Moore

1/5	30	South Carolina.....	37
1/6	38	Clemson (Augusta).....	31
1/9	42	at Florida.....	33
1/10	28	at Florida.....	29
1/16	29	Alabama.....	33
1/19	26	Kentucky.....	51
1/24	63	at Clemson.....	52
1/27	38	at Vanderbilt.....	58
1/31	38	at Kentucky.....	55
2/6	28	Auburn.....	32
2/9	27	Florida.....	26
2/10	39	Florida.....	27
2/13	41	at Auburn.....	53
2/16	36	Ole Miss.....	27
2/19	29	at Georgia Tech.....	49
2/21	38	Georgia Tech.....	37
'2/26	52	Tennessee.....	60

'SEC Tournament - Louisville, Ky.

1942-43 (W 4, L 13)
Coach: Elmer Lampe
Capt: Charles Anderson

1/9	38	at Camp Wheeler.....	52
1/12	35	at South Carolina.....	43
1/15	35	Vanderbilt.....	39
1/18	28	Kentucky.....	60
1/22	47	Lawson Gen. Hosp.....	33
1/30	37	Camp Wheeler.....	47
2/2	39	LSU.....	54
2/5	32	at Auburn.....	47
2/6	31	at Ft. Benning (OT).....	32
2/10	25	at Alabama.....	47
2/11	25	Sinkwich's All-Stars.....	21
2/13	51	Auburn.....	31
2/18	31	Georgia Tech.....	58
2/20	20	at Georgia Tech.....	39
2/23	31	Vanderbilt.....	66
'2/25	36	Ole Miss.....	27
'2/26	30	Kentucky.....	59

'SEC Tournament - Louisville, Ky.

1943-44 (W 7, L 10)
Coach: Elmer Lampe
Capt: Edgar Bratton

1/7	44	Lawson Gen. Hosp.....	43
1/10	44	at Clemson.....	40
1/14	38	at Ga. Med. School.....	30
1/19	52	Clemson.....	31
1/21	42	at Robins Field.....	54
1/24	44	at Mercer.....	57
1/25	48	Mercer.....	54
1/29	48	South Carolina.....	64
1/31	25	A.S.T.P.....	37
2/1	35	at South Carolina.....	67
2/5	40	@ Lawson Gen. Hosp.....	36
2/9	48	Robins Field.....	43
2/12	39	Ga. Tech.....	42
2/15	54	Ga. Med. School.....	44
2/19	44	at Ga. Tech.....	71
2/22	39	at A.S.T.P.....	71
'2/24	29	Kentucky.....	57

'SEC Tournament - Louisville, Ky.

1944-45 (W 5, L 16)
Coach: Elmer Lampe
Capt: R. Mosley, R. Maddox

1/8	37	Clemson.....	30
1/10	45	Lawson Gen. Hospital.....	59
1/12	41	at Jax N.A.S.....	59
1/13	28	at Florida.....	46
1/15	25	at South Carolina.....	53
1/18	59	at Auburn.....	50
1/19	28	at Alabama.....	54
1/23	51	at Clemson.....	40
1/26	36	Mercer.....	51
1/29	37	at Kentucky.....	73
1/30	26	at Tennessee.....	42
2/3	59	Auburn.....	43
2/5	39	@ Lawson Gen. Hospital.....	57
2/9	38	at Ga. Tech.....	70
2/12	38	Tennessee.....	48
2/15	59	Alabama.....	61
2/17	36	Florida.....	52
2/19	56	at Mercer.....	40
2/24	42	Ga. Tech.....	69
2/26	40	at Cherry Pt. USMC.....	56
'2/28	49	Ga. Tech.....	68

'SEC Tournament - Louisville, Ky.

1945-46 (W 12, L 9)
Coach: Elmer Lampe
Capt: Ross Maddox

12/8	66	Chattanooga.....	46
12/12	41	at Clemson.....	34
1/5	38	Auburn.....	37
1/7	59	Alabama.....	37
1/12	58	Chattanooga.....	36
1/14	41	at Vanderbilt.....	44
1/18	30	South Carolina.....	42
1/21	37	at Auburn.....	40
1/22	27	at Alabama.....	45
1/26	51	Vanderbilt.....	39
1/27	33	Tennessee.....	46
2/2	57	Florida.....	65
2/6	50	at Ga. Tech.....	40
2/9	36	at South Carolina.....	47
2/11	28	at Tennessee.....	53
2/15	46	Ga. Tech.....	43
2/18	44	at Florida.....	41
2/21	72	Clemson.....	51
'2/28	36	Ga. Tech.....	30
'3/1	45	Mississippi St.....	44
'3/2	41	LSU.....	60

'SEC Tournament - Louisville, Ky.

1946-47 (W 5, L 14)
Coach: Elmer Lampe,
Ralph Jordan
Capt: A. DeLaperriere

12/5	43	at St. Johns.....	66
12/7	51	at U. of Niagara.....	59
12/12	55	Chattanooga.....	32
1/6	46	at Mississippi.....	38
1/7	27	at Alabama.....	48
1/10	50	South Carolina.....	55
1/13	47	at Florida.....	50
1/18	45	Alabama.....	53
1/21	45	Kentucky.....	84
1/25	44	at Auburn.....	40
1/27	33	Tennessee.....	48
2/4	44	Ga. Tech.....	51
2/8	33	at Tennessee.....	62

2/10	40	at Kentucky.....	81
2/14	59	Florida.....	43
2/16	40	at South Carolina.....	51
2/19	46	at Ga. Tech.....	70
2/22	60	Auburn.....	45
'2/27	45	Tennessee.....	58

'SEC Tournament - Louisville, Ky.

1947-48 (W 18, L 10)
Coach: Ralph Jordan
Capt: Morgan Harvill

12/5	74	Furman.....	66
12/6	81	Erskine.....	37
12/8	80	Mercer.....	62
12/11	61	at Clemson.....	52
12/12	71	at Erskine.....	37
12/18	62	Chattanooga.....	34
12/19	62	Virginia.....	55
1/6	49	at Furman.....	44
1/9	47	Alabama (OT).....	44
1/10	74	Ole Miss.....	66
1/12	70	South Carolina.....	57
1/16	41	at Auburn.....	52
1/17	47	at Alabama.....	48
1/20	51	Kentucky.....	88
1/23	55	at Florida.....	52
1/24	38	at Florida.....	46
1/26	64	Tennessee.....	70
1/30	55	at Mercer.....	53
2/3	58	Ga. Tech.....	68
2/7	60	at Tennessee.....	69
2/9	73	at Chattanooga.....	55
2/12	64	Ga. Tech.....	73
2/14	56	Florida.....	44
2/18	65	Ga. Tech.....	58
2/21	74	Auburn.....	36
2/25	61	at South Carolina.....	64
2/28	81	Clemson.....	35
'3/4	57	Georgia Tech.....	60

'SEC Tournament - Louisville, Ky.

NOTE: The Associated Press weekly poll for basketball was inaugurated on Jan. 20, 1949. Each team's AP ranking -- UGA on the left, its opponent on the right -- is listed in the fourth column of each season's results.

1948-49 (W 17, L 13)
Coach: Ralph Jordan
Capt: Bob Healey

12/3	70	Clemson.....	48
12/4	74	Furman.....	45
12/8	60	at Clemson.....	58
12/10	81	Chattanooga.....	53
12/11	78	Mercer.....	59
12/13	70	Miss. State.....	40
12/18	56	at Buffalo.....	51
12/20	72	at N.Y.U.....	83
1/3	56	at Furman.....	71
1/7	63	at Ole Miss.....	54
1/8	40	at Alabama.....	46
1/14	55	Auburn.....	52
1/16	43	Alabama.....	49
1/18	49	at South Carolina.....	43
1/21	59	at Florida.....	48
1/24	59	Tennessee.....	61
1/26	74	at Ga. Tech (OT).....	60
1/28	63	at Mercer.....	51
2/2	49	Georgia Tech.....	56



Year-by-Year Results

2/4	51	at Tennessee	77
2/5	66	at Chattanooga	65
2/9	53	at Erskine	38
2/11	63	Florida	39
2/12	49	Florida	55
2/16	58	at Ga. Tech	60
2/20	47	at Auburn	53
2/21	40	at Kentucky	-/1 ...95
2/23	74	Erskine	33
2/26	63	South Carolina	64
13/4	62	Tulane	-/7 ...92

¹SEC Tournament

1949-50 (W 15, L 9)

Coach: Ralph Jordan, Jim Whatley
Capt: Bob Healey

12/2	69	Chattanooga	48
12/3	59	Clemson	40
12/6	65	at Clemson	57
12/9	40	at Miss. State	51
12/10	38	at Alabama	53
12/17	77	South Carolina	62
1/7	70	Mississippi	52
1/11	63	Mercer	57
1/14	43	at South Carolina	54
1/17	71	Kentucky	-/5 ...60
1/20	49	at Florida	54
1/21	57	at Florida	48
1/25	67	Ga. Tech	55
1/28	56	at Kentucky	-/4 ...88
2/1	51	at Ga. Tech	56
2/4	64	at Chattanooga	56
2/9	54	at Auburn	67
2/11	77	Florida	52
2/15	73	Georgia Tech (OT)	72
2/20	69	at Mercer	60
2/25	46	Auburn	55
13/2	59	Mississippi	58
13/3	52	Alabama	51
13/4	63	Kentucky	-/4 ...79

¹SEC Tournament - Louisville, Ky.

1950-51 (W 13, L 11)

Coach: Jim Whatley
Capt: J. Jordan, E. Davis, B. Schloss

12/9	64	Mercer	51
12/12	60	South Carolina	58
12/14	58	Clemson	45
12/16	39	at Alabama	60
12/18	69	at Clemson	70
1/6	59	Ole Miss	41
1/9	50	at Ga. Tech	56
1/12	64	Florida	48
1/13	68	at Auburn (OT)	69
1/15	72	Tulane	70
1/18	59	at South Carolina	57
1/20	77	Ga. Tech	56
1/23	60	at Mercer	58
1/27	49	Auburn	61
2/3	68	LSU	65
2/6	54	at Ga. Tech	53
2/7	56	at Tampa	64
2/9	75	at Florida	58
2/10	53	Alabama	56
2/17	57	Miss. State	49
2/23	41	at Kentucky	-/1 ...88
2/24	62	Tennessee	74
2/27	57	Vanderbilt	69
3/1	60	Vanderbilt	70

¹Savannah Invit. Tour.

²SEC Tournament - Louisville, Ky.



Harbin "Red" Lawson
Head Coach
(1952-64)

1951-52 (W 3, L 22)

Coach: Harbin Lawson
Capt: Jim Umbricht

12/1	47	at Clemson	57
12/3	61	at Mercer	66
12/5	54	Clemson	77
12/8	48	Auburn	62
12/26	79	Florida State	50
12/28	47	Florida	62
12/29	60	Clemson	85
1/5	55	at Miss. State	88
1/7	52	at Mississippi	103
1/12	63	South Carolina	80
1/14	55	Kentucky (@L'ville)	-/3 ...95
1/16	55	Florida	74
1/18	60	at LSU	98
1/19	49	at Tulane	82
1/22	48	Mercer	63
1/26	51	at Auburn	65
1/28	62	Tennessee	68
1/31	61	at South Carolina	62
2/6	72	Ga. Tech	64
2/9	53	Alabama	51
2/12	60	at Florida	74
2/16	51	Vanderbilt	73
2/19	56	at Alabama	74
2/23	73	at Ga. Tech	79
22/28	49	Vanderbilt	61

¹Gator Bowl Classic - Jacksonville

²SEC Tournament - Louisville, Ky.

1952-53 (W 7, L 18)

Coach: Harbin Lawson
Capt: Zippy Morocco

12/2	66	Clemson	60
12/6	57	at Clemson	55
12/9	63	Mercer	68
12/11	57	South Carolina	50
12/19	49	Auburn (@B'ham)	71
12/23	51	Columbia (Tampa)	61
12/29	57	Georgia Teachers	85
12/30	54	Ga. Tech	71
1/6	70	Ga. Tech	57
1/9	59	Auburn	64
1/10	75	Alabama	85
1/13	74	at Furman	96
1/17	66	at Vanderbilt	97
1/19	50	LSU	-/14 ...55
1/21	69	at Auburn	78
1/26	64	Tulane	66
2/2	75	Mississippi	77
2/4	73	at Ga. Tech	78
2/7	63	at Alabama	67

2/10	64	at South Carolina	72
2/16	61	Florida	58
2/19	62	at Mercer	74
2/21	75	Miss. State	63
2/25	87	at Tennessee	86
3/2	73	at Florida	79

¹Gator Bowl Classic - Jacksonville

1953-54 (W 7, L 18)

Coach: Harbin Lawson
Capt: M. Satterfield

12/4	59	South Carolina	61
12/5	71	at Clemson	63
12/12	77	Clemson	51
12/18	73	Auburn	75
12/19	73	Ole Miss	87
12/28	66	Ga. Tech	64
12/29	84	Florida	72
12/30	80	Georgia Teachers	69
1/2	64	at Florida	76
1/6	71	Tennessee	69
1/8	62	at LSU	97
1/9	53	at LSU	100
1/11	78	Tulane	93
1/23	66	Auburn	81
1/30	70	Alabama	76
2/4	55	at Kentucky	-/1 ...106
2/6	68	Kentucky	-/1 ...100
2/13	76	at Alabama	112
2/15	61	at Auburn	80
2/17	69	Ga. Tech	61
2/20	66	Mississippi	80
2/22	60	at Miss. State	75
2/27	63	at Ga. Tech	80
3/1	67	Vanderbilt	83
3/6	76	Florida	80

¹at Birmingham, Ala.

²Gator Bowl Classic - Jacksonville

³at Owensboro, Ky.

1954-55 (W 9, L 16)

Coach: Harbin Lawson
Capt: Lamar Potts

12/3	54	at South Carolina	74
12/7	72	Clemson	74
12/11	95	Mercer	75
12/27	69	Spring Hill	78
12/28	87	Florida State	97
1/3	68	at Florida	81
1/7	90	Miss. State	75
1/8	76	LSU	70
1/10	67	Tulane (2OT)	65
1/15	81	at Florida State	90
1/22	88	Auburn	83
1/24	70	at Ga. Tech	66
1/26	66	at Mercer	68
1/29	74	at Alabama	-/14 ...101
1/31	76	at Auburn	78
2/7	81	at Tennessee	97
2/9	40	at Kentucky	-/2 ...86
2/13	77	Alabama	-/13 ...98
2/14	79	Florida State	88
2/17	54	Ga. Tech	75
2/19	86	Ole Miss	80
2/21	94	at Clemson	105
2/26	67	at Ga. Tech (2OT)	66

2/28	57	at Vanderbilt	78
3/4	69	Florida	61

¹Gator Bowl Classic - Jacksonville

1955-56 (W 3, L 21)

Coach: Harbin Lawson
Capt: Horace Knight

12/1	67	at Tennessee	86
12/7	75	at Mercer	72
12/17	62	at Ga. Tech	75
12/19	61	at Vanderbilt	-/9 ...85
12/28	68	South Carolina	85
12/29	86	LSU	91
1/5	77	at Tulane	96
1/7	56	at LSU	72
1/11	59	Tennessee	62
1/13	76	Florida State	79
1/21	59	Auburn	60
1/28	75	Alabama	-/12 ...99
1/30	93	Florida	73
2/4	56	Vanderbilt	-/3 ...69
2/8	91	at Mercer	79
2/11	69	at Alabama	-/10 ...94
2/13	68	Ga. Tech	72
2/16	80	at Auburn	96
2/18	65	at Mississippi	105
2/20	71	at Miss. State	83
2/25	72	Ga. Tech	81
2/27	66	Kentucky (L'ville)	-/8 ...143
3/3	69	at Florida	82
3/5	75	at Florida State	80

¹Gator Bowl Tour. - Jacksonville

1956-57 (W 8, L 16)

Coach: Harbin Lawson
Capt: Curtis Gleaton

12/5	88	Mercer	77
12/8	74	South Carolina	97
12/18	53	at Ga. Tech	80
12/21	81	at South Carolina	96
12/27	84	Clemson	76
12/28	64	South Carolina	62
12/31	69	at Florida	62
1/1	72	at Florida State	68
1/6	78	LSU	70
1/7	54	Tulane	72
1/12	75	Auburn	72
1/21	63	Florida State	86
1/23	71	at Mercer	91
1/26	66	at Auburn	73
1/28	73	at Alabama	89
2/2	53	at Tennessee	91
2/9	64	Alabama	52
2/14	65	Ga. Tech	67
2/16	91	Ole Miss	99
2/18	73	Miss. State	86
2/23	60	at Ga. Tech	74
2/25	51	at Vanderbilt	-/10 ...75
3/2	65	Florida	85

¹Gator Bowl Tour. - Jacksonville

OUTLOOK

PLAYERS

STAFF

OPPONENTS

REVIEW

RECORDS

HISTORY

MEDIA



Year-by-Year Results

OUTLOOK PLAYERS STAFF OPPONENTS REVIEW RECORDS HISTORY MEDIA

1957-58 (W 7, L 19)
Coach: Harbin Lawson
Capt: Henry Cabiniss

12/2	87	at South Carolina	95
12/4	72	at Clemson	60
12/7	66	Florida	60
12/19	69	at Ga. Tech	68
12/21	64	at Vanderbilt	74
12/30	77	South Carolina	58
12/31	63	Florida	76
1/1	67	Spring Hill	69
2/1/2	80	Florida State	92
1/4	59	at LSU	56
1/6	59	at Tulane	67
1/11	58	Alabama	72
1/14	69	at Mercer	76
1/20	59	at Ga. Tech	72
1/25	62	at Auburn	90
1/28	84	South Carolina	63
2/1/29	55	Kentucky	-/8 74
2/1	79	Tennessee	82
2/8	73	Auburn	75
2/10	64	at Alabama	68
2/15	63	at Ole Miss	81
2/17	77	at Miss. State	-/18 92
2/22	62	Ga. Tech	59
2/24	66	Vanderbilt	69
3/1	73	at Florida	90
3/3	77	at Florida State	85

¹Gator Bowl Tournament
²Senior Bowl Tournament
³at Alexander Mem. Col. - Atlanta

1958-59 (W 11, L 15)
Coach: Harbin Lawson
Capt: Fred Edmonson

12/1	76	Clemson	59
12/3	66	at Florida	63
12/11	66	at Ga. Tech	73
12/13	76	at S. Carolina	72
12/19	52	The Citadel	78
12/20	83	Florida State	72
2/12/29	60	LSU	63
2/12/30	55	Florida	58
1/3	66	LSU	79
1/5	70	Tulane	63
1/7	62	Ga. Tech	66
1/10	80	Alabama (@Col.)	79
1/14	62	at Mercer	66
1/19	94	Florida State	91
1/24	61	Auburn (@Col.)	-/5 81
1/29	55	at Kentucky	-/1 108
1/31	60	at Tennessee	66
2/3	71	Mercer	59
2/7	69	at Auburn	-/4 95
2/9	65	at Alabama	71
2/14	84	Ole Miss	61
2/16	56	Miss. State	-/10 76
2/18	65	South Carolina	57
2/21	62	at Ga. Tech	82
2/23	50	at Vanderbilt	78
2/28	85	Florida	67

¹Citadel Invit. Tournament
²Gator Bowl Tournament

1959-60 (W 12, L 13)
Coach: Harbin Lawson
Capt: Gordon Darrah

12/1	68	Oglethorpe	50
12/2	73	at Ga. Southern	82
12/12	75	Florida	61
12/15	67	at Vanderbilt	79
12/29	79	LSU	67
12/30	69	Florida State	66

12/31	65	Ga. Tech	83
1/2	74	at Tulane	76
1/4	77	at LSU	81
1/7	83	Ga. Southern	75
1/9	70	Alabama (Columbus)	58
1/13	64	at Ga. Tech	80
1/18	97	Stetson	72
1/23	68	Auburn	59
1/27	60	Kentucky	84
1/30	69	Tennessee	62
2/2	66	South Carolina	65
2/6	45	at Auburn	72
2/8	60	at Alabama (OT)	64
2/13	67	at Miss. State (OT)	62
2/15	63	at Ole Miss (OT)	65
2/20	68	Ga. Tech	69
2/22	75	Vanderbilt	80
2/27	75	at Florida	73
2/29	82	at Florida State	95

¹Gator Bowl Tourn. - Jacksonville

1960-61 (W 8, L 18)
Coach: Harbin Lawson
Capt: Philip Simpson
Top Scorer: A. Johnson (14.9 ppg)
Top Reb.: J. Johnson (10.0 rpg)

12/1	56	at Georgia Tech	74
12/3	89	at Ga. Southern	64
12/8	71	South Carolina	73
12/19	72	at The Citadel	82
12/20	67	at East Tennessee St.	69
12/28	62	Florida State	56
12/29	51	Ga. Tech	54
12/30	58	Florida	73
1/4	87	at Mercer	74
1/7	77	Tulane	68
1/9	80	LSU	66
1/11	80	Ga. Tech	89
1/14	65	Alabama (@Col.)	57
1/21	68	Auburn (@Col.)	78
1/25	66	Mercer	46
1/28	68	Florida (Jax)	90
2/4	67	at Tennessee	75
2/7	67	at Kentucky	74
2/11	69	at Auburn	73
2/13	51	at Alabama	55
2/16	68	at Florida State	77
2/18	73	Ole Miss	69
2/20	77	Miss. State	99
2/25	71	at Ga. Tech	83
2/27	76	at Vanderbilt	87
3/4	74	Florida	78

¹Gator Bowl Tourn. - Jacksonville

1961-62 (W 8, L 16)
Coach: Harbin Lawson
Capt: Allan Johnson
Top Scorer: A. Johnson (17.6)
Top Reb.: C. Gill (9.5 rpg)

12/2	64	at Ga. Southern	74
12/9	70	at Ga. Tech	67
12/19	78	Florida (@Sav.)	72
1/3	72	at South Carolina	97
1/6	46	at Tulane	76
1/8	57	at LSU	76
1/11	62	at Ga. Tech	68
1/13	55	Alabama	67
1/23	70	Georgia Southern	58
1/27	47	Auburn	83
1/31	59	Kentucky	-/2 86
2/3	84	Tennessee	87
2/5	75	Mercer	64
2/6	91	Citadel (@Auburn)	86

2/10	49	Auburn (@Tusc.)	74
2/12	72	at Alabama	79
2/15	62	Florida State	71
2/17	75	at Ole Miss	79
2/19	74	at Miss. State	83
2/22	85	at Mercer	72
2/24	68	Ga. Tech	61
2/26	71	Vanderbilt	69
3/2	69	at Florida State	101
3/3	78	at Florida	105

1962-63 (W 9, L 17)
Coach: Harbin Lawson
Capt: Carlton Gill
Top Scorer: Billy Rado (19.0 ppg)
Top Reb.: Carlton Gill (6.6 rpg)

12/1	65	at North Carolina	89
12/3	89	at The Citadel	73
12/6	85	South Carolina	72
12/8	73	Clemson	93
12/27	69	FSU	77
12/28	70	Ga. Southern	61
12/29	68	Alabama	72
1/3	60	at Clemson	77
1/5	77	Tulane	69
1/7	76	LSU	67
1/9	70	Ga. Tech	-/7 72
1/12	61	at Alabama	67
1/14	54	at FSU	88
1/17	90	FSU	76
1/19	58	at Florida	90
1/21	99	at Stetson	80
1/26	62	Auburn	78
1/31	67	at Kentucky	74
2/2	65	at Tennessee	94
2/9	67	at Auburn	70
2/11	59	Alabama	61
2/16	76	Ole Miss	63
2/18	75	Miss. State	-/6 86
2/23	58	at Ga. Tech	66
2/25	64	at Vanderbilt	82
3/2	79	Florida	77

¹Savannah Invit. Tourn. - Savannah

1963-64 (W 12, L 14)
Coach: Harbin Lawson
Capt: Charles Bagby
Top Scorer: J. Pitts (18.7 ppg)
Top Reb.: J. Waller (13.7 rpg)

12/2	65	at Ga. Tech	73
12/5	87	at Clemson	86
12/7	60	at South Carolina	77
12/17	75	at Virginia Tech	81
12/18	71	at North Carolina	99
12/30	52	at Navy	57
1/1	49	Alabama	47
1/4	63	at LSU	81
1/6	87	at Tulane	83
1/17	59	at Florida	57
1/18	63	at Florida State	64
1/21	55	at Ga. Tech	71
1/25	77	Auburn	85
1/27	112	South Carolina	90
1/29	96	Virginia Tech	87
2/1	79	Tennessee	67
2/3	83	Kentucky	-/4 103
2/6	81	Clemson (OT)	83
2/8	71	Auburn	67
2/10	70	at Alabama	72
2/15	72	at Ole Miss	80
2/17	73	at Miss. State	61

2/22	81	Ga. Tech	68
2/24	81	Vanderbilt	69
2/29	64	Florida	69

1964-65 (W 8, L 18)
Coach: Harbin Lawson
Capt: Jimmy Pitts
Top Scorer: J. Pitts (18.7 ppg)
Top Reb.: J. Waller (10.8 rpg)

12/3	64	North Carolina	-/13 61
12/5	60	at Clemson	72
12/19	79	Ga. Tech	66
12/22	93	Clemson	75
12/28	60	Texas	66
1/1/29	69	Wake Forest	83
1/2	69	at LSU	70
1/4	86	at Tulane (OT)	83
1/7	55	Florida State (OT)	64
1/11	62	Vanderbilt	75
1/16	74	at Miss. State	79
1/18	57	Tennessee	76
1/23	65	at Auburn	95
1/25	82	Kentucky	102
1/27	67	Alabama (2 OT)	72
1/30	49	at Tennessee	83
2/1	64	at Kentucky	96
2/6	62	Auburn	60
2/9	62	at Ga. Tech	73
2/13	90	Ole Miss	68
2/15	82	Miss. State	62
2/20	91	Ga. Tech	66
2/22	72	at Vanderbilt	89
2/27	74	Florida	83
3/5	66	at Florida	90
3/6	83	at Florida State	85

¹Gator Bowl Tourn. - Jacksonville



Ken Rosemond
Head Coach
(1966-74)

1965-66 (W 10, L 15)
Coach: Ken Rosemond
Capt: Lee Martin
Top Scorer: J. Waller (14.9 ppg)
Top Reb.: J. Waller (10.1 rpg)

12/1	76	at N.C. State	92
12/7	76	TCU (OT)	75
12/9	76	at Ga. Tech	65
12/18	71	N.C. State	78
12/29	91	Jacksonville	71
1/1	82	LSU	59
1/3	63	Florida State	57
1/8	63	Vanderbilt	-/3 77



Year-by-Year Results

1/10	65	Kentucky (2 OT) ...-2	69
1/12	60	at Alabama	68
1/15	81	Tulane	69
1/19	56	at Ga. Tech	89
1/22	52	Florida	65
1/27	91	at Ole Miss	71
1/31	54	at Miss. State	58
2/5	50	at Kentucky	-2 74
2/7	71	at Tennessee	100
2/12	83	Miss. State	71
2/16	83	Auburn	74
2/19	69	Tennessee	83
2/21	63	at Auburn	74
2/23	97	at Vanderbilt	-5 117
2/26	67	Ga. Tech	61
3/4	49	at Florida	59
3/5	69	at FSU	87

1966-67 (W 9, L 17)
Coach: Ken Rosemond
Capt: T. Duggins, F. Harscher
Top Scorer: J. Youngblood (15.1 ppg)
Top Reb.: Don Wix (7.1 rpg)

12/1	92	Sewanee	74
12/7	89	Ga. Tech	87
12/10	85	at Jacksonville	70
12/20	68	at Brown	75
12/28	64	Florida	78
12/29	90	Penn State	82
12/31	71	Miss. State	-10 93
1/2	85	Ole Miss	78
1/7	63	at Miss. State	92
1/9	85	at LSU	87
1/14	70	Tennessee	87
1/16	49	Kentucky	40
1/21	53	at Ga. Tech	79
1/23	61	Florida	-8 63
1/28	64	at Auburn	73
1/30	73	at Alabama	66
2/1	49	Auburn	62
2/4	68	Alabama	50
2/6	41	Vanderbilt (OT) ...-9	51
2/11	36	at Tennessee	68
2/13	78	LSU	65
2/15	79	Ga. Tech	87
2/20	76	at Kentucky	101
2/25	61	at Vanderbilt	-9 81
2/27	67	at Ole Miss	75
3/4	63	at Florida	96

¹Gator Bowl Tourn. - Jacksonville

1967-68 (W 17, L 8)
Coach: Ken Rosemond
Capt: Ray Jeffords
Top Scorer: B. Lienhard (21.3 ppg)
Top Reb.: B. Lienhard (14.9 rpg)

12/2	138	Arkansas A&M	91
12/7	78	at Ga. Tech	86
12/9	84	Jacksonville	50
12/18	94	Furman	80
12/28	79	Yale	75
12/29	62	N.C. State	56
1/1	70	at Ole Miss	64
1/6	72	Miss. State	69
1/8	76	LSU	79
1/13	72	at Tennessee	-5 77
1/15	73	at Kentucky	-4 104
1/17	81	at Miss. State	77
1/22	63	at Florida	90
1/27	76	Auburn	74
1/29	95	Alabama	73
1/31	56	at Auburn	62
2/3	95	at Alabama	83
2/5	77	at Vanderbilt	-7 82

2/10	61	Tennessee	-5 43
2/12	78	at LSU	73
2/15	89	Ga. Tech	76
2/19	87	Kentucky	-8 106
2/24	91	Vanderbilt	77
2/26	111	Ole Miss	77
3/2	97	Florida	83

¹Triangle Classic Tourn. - Raleigh, N.C.

1968-69 (W 13, L 12)
Coach: Ken Rosemond
Capt: Bob Lienhard
Top Scorer: B. Lienhard (23.8 ppg)
Top Reb.: B. Lienhard (15.8 rpg)

12/3	107	Sewanee	67
12/5	84	Georgia Tech	74
12/7	95	Old Dominion	85
12/9	80	at Alabama	73
12/19	97	Furman	71
12/21	89	at LSU	98
12/26	83	Boston College	89
12/27	77	Florida	82
1/4	104	Vanderbilt	80
1/6	74	Auburn	69
1/11	67	at Tennessee	82
1/13	68	at Kentucky	-7 88
1/20	85	at Auburn	84
1/25	84	Ole Miss	81
1/27	71	Miss. State	73
2/1	69	Florida	73
2/8	90	at Vanderbilt	83
2/10	87	Alabama	78
2/13	66	at Georgia Tech	73
2/15	55	Tennessee	57
2/17	77	Kentucky	-4 85
2/22	85	at Ole Miss (OT)	82
2/24	95	at Miss. State	80
3/1	78	at Florida	96
3/8	80	LSU (2 OT)	90

¹Gator Bowl Tourn. - Jacksonville

1969-70 (W 13, L 12)
Coach: Ken Rosemond
Capt: Nick Gimpel
Top Scorer: B. Lienhard (21.3 ppg)
Top Reb.: B. Lienhard (13.9 rpg)

12/1	98	Sewanee	67
12/3	80	at Ga. Tech	92
12/6	70	Illinois	81
12/8	78	Alabama	57
12/22	72	Davidson	-4 74
12/27	66	LaSalle	76
12/29	82	BYU (OT)	89
1/3	72	at Vanderbilt	68
1/5	68	at Auburn	64
1/10	61	Tennessee	-12 56
1/12	71	Kentucky	-2 72
1/19	71	Auburn	67
1/24	96	at Ole Miss	84
1/26	79	at Miss. State	76
1/31	68	at Florida	64
2/4	74	Ga. Tech	69
2/7	94	Vanderbilt	90
2/9	86	at Alabama	94
2/14	55	at Tennessee	20/- 57
2/16	86	at Kentucky	20/3 116
2/18	86	at LSU	88
2/21	94	Ole Miss	79
2/23	77	Miss. State	86
2/28	85	Florida	69
3/7	88	LSU	99

¹at Charlotte, N.C.

²Quaker City Tourn. - Philadelphia

1970-71 (W 6, L 19)
Coach: Ken Rosemond
Capt: Barry Cohen
Top Scorer: R. Hogue (16.2 ppg)
Top Reb.: C. Westbrook (7.8 rpg)

12/1	60	Rollins	64
12/4	88	Ga. Tech	97
12/7	87	N.C. State	-19 78
12/19	75	Davidson (OT)	77
12/21	76	at LSU	97
12/29	42	LaSalle	50
12/30	55	Davidson	63
1/2	69	Vanderbilt	76
1/4	58	Auburn	79
1/9	47	at Tennessee	-17 51
1/11	66	at Kentucky	-11 79
1/18	77	at Auburn	76
1/23	88	Ole Miss	80
1/25	66	Miss. State (OT)	67
1/30	79	Florida	88
2/3	77	at Ga. Tech	90
2/6	60	at Vanderbilt	74
2/8	71	at Alabama	70
2/13	61	Tennessee	-14 64
2/15	95	Kentucky	-8 107
2/20	72	at Ole Miss	76
2/22	57	at Miss. State	62
2/27	62	at Florida	61
3/4	84	Alabama	76
3/6	66	LSU	69

¹Charlotte Invitational - Charlotte

1971-72 (W 14, L 12)
Coach: Ken Rosemond
Capt: Dick Toth
Top Scorer: R. Hogue (20.5 ppg)
Top Reb.: T. Bassett (13.0 rpg)


12/1	102	Sewanee	72
12/4	81	at N.C. State	92
12/6	85	South Alabama	70
12/16	78	at Illinois	84
12/20	115	LSU	95
12/23	82	Coll. of Charleston	61
1/3	112	Rollins	77
1/8	76	at Vanderbilt (OT)	80
1/10	93	at Auburn	99
1/15	57	Tennessee	59
1/17	85	Kentucky	-15 73
1/22	68	at LSU	69
1/24	79	Auburn	72
1/29	80	at Ole Miss	74
1/31	58	at Miss. State (OT)	62
2/2	78	at Ga. Tech	82
2/5	74	at Florida	63
2/12	98	Vanderbilt	91
2/14	91	Alabama	99
2/19	68	at Tennessee (OT)-20	71
2/21	63	at Kentucky	-17 87
2/26	79	Ole Miss	69
2/28	87	Miss. State	82
3/4	75	Florida	72
3/7	93	Ga. Tech	78
3/9	73	at Alabama	101

1972-73 (W 10, L 16)
Coach: Ken Rosemond
Capt: G. Gianfrancesco
Ronnie Hogue
Top Scorer: J. Waller (14.9 ppg)
Top Reb.: J. Waller (10.1 rpg)

12/2	82	Coll. of Charleston	59
12/16	66	at LSU	62
12/23	83	N.C. State	-4 97

12/27	66	Duquesne	71
12/28	70	Rhode Island	62
12/29	77	Southern Cal.	74
1/4	97	Bucknell	80
1/6	86	Vanderbilt	-11 89
1/8	84	Auburn	72
1/13	64	at Tennessee	79
1/15	68	at Kentucky	89
1/20	55	LSU	56
1/22	68	at Auburn	64
1/27	71	Ole Miss	67
1/29	84	Miss. State	90
1/31	87	Ga. Tech	78
2/3	81	Florida	78
2/10	52	at Vanderbilt	87
2/12	67	at Alabama	-10 78
2/17	71	Tennessee	85
2/19	86	Kentucky	99
2/24	62	at Ole Miss	69
2/26	68	at Miss. State	72
3/3	72	at Florida	77
3/6	67	at Ga. Tech	77
3/8	70	Alabama	78

¹Quaker City Tourn. - Philadelphia



John Guthrie
Head Coach
(1974-78)

1973-74 (W 6, L 20)
Coach: John Guthrie
Capt: Charlie Anderson
Top Scorer: B. Magarity (16.8 ppg)
Top Reb.: B. Magarity (6.6 rpg)

11/30	94	LSU-NO	63
12/15	63	La. College	53
12/18	60	at N.C. State	-2 94
12/21	55	Dayton	63
12/22	60	Drake	66
1/31	88	Vermont	55
1/5	70	Ole Miss	78
1/7	74	at Kentucky	80
1/12	75	at Florida	71
1/14	71	Vanderbilt	-6 91
1/16	75	at Ga. Tech	66
1/19	56	Miss. State	76
1/21	83	at LSU	90
1/26	71	Alabama	-9 86
1/28	85	Auburn	82
2/2	70	at Tennessee	84
2/4	55	at Ole Miss	59
2/9	72	Kentucky	86
2/11	74	Florida	87
2/16	78	at Vanderbilt	-5 83
2/18	69	at Miss. State	84
2/23	79	LSU	84
2/25	74	at Alabama	-13 99
3/2	84	at Auburn	97
3/4	89	Tennessee	97
3/7	95	Ga. Tech	97

¹Dayton Classic-Dayton, Ohio

OUTLOOK

PLAYERS

STAFF

OPPONENTS

REVIEW

RECORDS

HISTORY

MEDIA



Year-by-Year Results

OUTLOOK PLAYERS STAFF OPPONENTS REVIEW RECORDS HISTORY MEDIA

1974-75 (W 8, L 17)
Coach: John Guthrie
Capt: Bill Magarity
Top Scorer: J. Dorsey (25.8 ppg)
Top Reb.: J. Dorsey (11.8 rpg)

11/29	86	Ga. Tech	67
12/10	87	Northeast La.	86
12/19	75	Brown	79
12/21	102	Southern Miss.	76
*12/27	70	Marquette	-/14 .. 100
*12/28	91	Wisconsin (OT)	89
1/2	88	at Ole Miss	83
1/6	77	Kentucky	-/9 .. 96
1/11	69	Florida	83
1/13	80	at Vanderbilt	102
1/18	67	at Miss. State	65
1/20	89	LSU	90
1/25	68	at Alabama	-/6 .. 92
1/27	64	at Auburn	65
2/1	69	Tennessee	105
2/3	87	Ole Miss	93
2/8	61	at Kentucky	-/5 .. 75
2/10	65	at Florida	66
2/13	78	Vanderbilt	81
2/17	71	Miss. State	77
2/22	90	at LSU (OT)	96
2/24	64	Alabama	-/5 .. 73
3/1	93	Auburn	90
3/5	77	at Ga. Tech	73
3/8	74	at Tennessee	95

*Milwaukee Classic - Milwaukee, Wis.

1975-76 (W 12, L 15)
Coach: John Guthrie
Capt: Bryan Drafts
Top Scorer: J. Dorsey (21.8 ppg)
Top Reb.: J. Dorsey (9.4 rpg)

11/28	57	at Ga. Tech	59
12/8	55	Fair. Dickinson	59
12/11	83	Appalachian St	67
12/13	96	Southern Miss.	70
12/15	97	Furman	76
*12/19	56	at Indiana	-/1 .. 93
*12/20	74	Oregon	87
12/30	117	Delaware	75
1/3	73	Tennessee	-/12 .. 79
1/6	69	Ga. Tech	63
1/10	85	at Vanderbilt (OT)	95
1/12	76	at Kentucky	92
1/17	70	Auburn	94
1/19	87	Florida	79
1/24	83	at LSU	79
1/26	74	at Ole Miss	72
1/31	85	Miss. State	73
2/2	67	Alabama (OT)	-/11 .. 69
2/7	69	Vanderbilt (2 OT)	71
2/9	86	Kentucky	81
2/14	79	at Auburn	88
2/16	84	at Florida	98
2/21	75	LSU	70
2/23	70	Ole Miss	68
2/28	79	at Miss. State	90
3/1	76	at Alabama	-/7 .. 87
3/6	70	at Tennessee	-/12 .. 86

*IU Classic-Bloomington, Ind.

1976-77 (W 9, L 18)
Coach: John Guthrie
Capt: Walter Daniels
Top Scorer: D. Reavis (14.3 ppg)
Top Reb.: L. Mercer (7.6 rpg)

11/26	43	Ga. Tech	64
12/7	64	Troy State	57
12/11	108	Buffalo	77
12/15	87	at Furman	83
12/18	58	Farleigh Dickinson	44
12/20	88	Evansville (OT)	86
*12/29	52	Indiana	74
*12/30	73	S. Carolina (OT)	74

1/3	59	at Kentucky (OT)	-/6 .. 64
1/5	69	at Vanderbilt	72
1/8	76	Florida	101
1/10	71	Auburn	95
1/15	62	at Ole Miss	82
1/17	77	at LSU	97
1/22	82	Miss. State	73
1/24	74	Alabama (OT)	-/3 .. 78
1/27	60	at Ga. Tech	51
2/1	82	at Tennessee	-/11 .. 106
2/5	71	at Florida	84
2/7	74	at Auburn	83
2/12	92	Ole Miss	76
2/14	69	LSU	75
2/19	69	at Miss. State	98
2/21	68	at Alabama	-/4 .. 78
2/26	83	Tennessee	-/7 .. 76
3/5	71	Vanderbilt	74
3/7	54	Kentucky	-/2 .. 72

*Sugar Bowl Classic - New Orleans, La.

1977-78 (W 11, L 16)
Coach: John Guthrie
Capt: Walter Daniels
Top Scorer: L. Foster (11.9 ppg)
Top Reb.: L. Mercer (8.6 rpg)

11/25	58	at Ga. Tech	75
*12/3	72	Troy State	58
*12/10	77	St. Leo	55
*12/11	60	Georgetown	66
12/17	42	Louisiana Tech	34
12/20	83	Furman	92
*12/28	84	Ohio State (OT)	80
*12/29	73	Louisville (OT)	-/7 .. 70
1/2	69	Auburn	76
1/4	57	Florida	54
1/7	78	at LSU	96
1/9	63	at Ole Miss	75
1/11	68	Ga. Tech	64
1/14	44	Miss. State	57
1/16	71	Alabama (OT)	70
1/21	75	at Tennessee	74
1/28	56	at Vanderbilt	64
1/30	73	at Kentucky	-/1 .. 90
2/4	68	LSU	89
2/6	57	Ole Miss	56
2/11	45	at Miss. State	68
2/13	66	at Alabama	67
2/18	72	Tennessee	77
2/25	64	Vanderbilt	62
2/27	67	Kentucky	-/2 .. 78
3/4	80	at Auburn	81
3/6	68	at Florida	86

*G'town Invitational - Washington, D.C.
 *Louisville Cl.-Louisville, Ky.

1978-79 (W 14, L 14)
Coach: Hugh Durham
Capt: W. Daniels, M. Slonaker
Top Scorer: W. Daniels (21.9 ppg)
Top Reb.: L. Mercer (7.7 rpg)

11/28	96	Rollins	68
12/1	51	at Ga. Tech	75
12/11	85	UNC-Asheville	73
*12/15	56	Idaho State	66
*12/16	83	Hofstra	70
12/27	74	Pan American	72
12/30	122	Baptist College	62
1/3	75	at LSU	-/7 .. 97
1/6	69	Miss. State	-/18 .. 67
1/8	71	Alabama	83
1/11	77	Auburn	84
1/13	79	Tennessee	75
1/20	76	at Vanderbilt	78
1/22	64	at Kentucky	73
1/24	59	at Ole Miss	53
1/27	93	LSU	-/9 .. 88
1/29	63	Ole Miss	82
2/3	62	at Miss. State	86
2/5	59	at Alabama	-/15 .. 67
2/7	76	Florida	64
2/10	81	at Tennessee (3 OT)	87

2/13	56	Ga. Tech	55
2/17	63	Vanderbilt	-/19 .. 60
2/19	74	Kentucky	90
2/22	68	at Auburn	73
2/24	63	at Florida (OT)	62
*2/28	75	Miss. State	72
*3/1	91	Auburn (4 OT)	95

*Salt Lake City Classic
 *SEC Tournament - Birmingham


1979-80 (W 14, L 13)
Coach: Hugh Durham
Capt: J. Daughtry, L. Mercer
Top Scorer: D. Wilkins (18.6 ppg)
Top Reb.: T. Fair (10.0 rpg)

11/30	100	Troy State	77
12/3	122	Whittier	62
12/8	87	Eckerd	61
12/12	64	at Ole Miss	62
12/15	66	Ga. Tech	59
*12/17	69	Kentucky	-/5 .. 95
12/19	94	Erskine	70
12/22	73	Belmont	53
12/29	102	Lenoir-Rhyne	74
1/2	52	at Florida	57
1/5	88	Vanderbilt	66
1/9	75	at Miss. State	88
1/12	73	LSU (2 OT)	-/6 .. 72
1/16	68	at Alabama	65
1/19	53	at Auburn	58
1/23	55	Tennessee	54
1/26	49	at Kentucky	-/5 .. 56
1/30	76	Florida	48
2/2	69	at Vanderbilt	70
2/6	56	Miss. State	62
2/9	77	at LSU	96
2/11	64	Alabama (OT)	66
2/16	65	Auburn (OT)	69
2/18	38	at Ga. Tech	40
2/21	49	at Tennessee	50
2/23	77	Ole Miss	65
*2/27	71	Auburn	79

*at The Omni, Atlanta
 *SEC Tournament - Birmingham

1980-81 (W 19, L 12)
Coach: Hugh Durham
Capt: E. Marbury, W. Fowler
Top Scorer: D. Wilkins (23.6 ppg)
Top Reb.: T. Fair (7.7 rpg)

12/1	108	Troy State	65
12/6	55	at Ga. Tech	38
*12/12	66	at Tulsa	64
*12/13	81	Oral Roberts	65
12/16	96	Carson-Newman	65
*12/19	77	UT-Chattanooga	68
*12/20	62	Florida State	64
12/23	70	Ole Miss	62
12/30	65	Ga. Tech	51
1/3	62	at Kentucky	-/5 .. 76
1/7	90	Florida	74
1/10	55	at Vanderbilt	70
1/14	66	Miss. State	64
1/17	65	at LSU	-/6 .. 78
1/21	71	Alabama	83
1/24	67	Auburn	63
1/28	67	at Tennessee	-/11 .. 72
1/31	68	Kentucky (2 OT)	-/7 .. 71
2/4	87	at Florida	64
2/7	80	Vanderbilt	72
2/11	68	at Miss. State (OT)	65
2/14	62	LSU	-/4 .. 64
2/18	74	at Alabama	91
2/21	76	at Auburn	65
2/25	76	Tennessee (OT)	-/10 .. 75
2/28	62	at Ole Miss	64
*3/4	88	Alabama	80
*3/5	68	LSU	-/3 .. 60
*3/6	62	Ole Miss	66
*3/11	74	Old Dominion	60



HUGH DURHAM
 Georgia's
 All-Time Winningest Coach
 W298, L216 (1978-95)

1981-82 (W 19, L 12)
Coach: Hugh Durham
Capt: E. Marbury, W. Fowler
Top Scorer: D. Wilkins (23.6 ppg)
Top Reb.: T. Fair (7.7 rpg)

11/28	84	at San Francisco	16/- .. 92
12/1	70	at Florida State	67
12/5	62	Georgia Tech	61
12/12	113	Carson-Newman	67
12/16	54	at Ole Miss	56
*12/18	79	Northeastern	66
*12/19	76	Ala.-Birmingham	-/16 .. 72
12/28	53	Ga. Tech (@Omni)	42
1/2	66	Kentucky	-/4 .. 68
1/6	73	at Florida	67
1/9	76	Vanderbilt	53
1/13	26	at Miss. State	20
1/16	53	LSU	50
1/20	66	at Alabama	-/16 .. 81
1/23	74	at Auburn	82
1/27	64	Tennessee	-/15 .. 66
1/30	73	at Kentucky	-/7 .. 82
2/3	87	Florida	73
2/6	68	at Vanderbilt	57
2/10	71	Miss. State	49
2/13	57	at LSU	51
*2/14	57	North Carolina	-/2 .. 66
2/17	85	Alabama	-/19 .. 99
2/20	57	Auburn	56
2/24	64	at Tennessee	-/19 .. 63
2/27	64	Ole Miss	58
*3/6	74	Alabama	-/18 .. 85
*3/11	73	Temple	60
*3/15	83	Maryland	69
*3/17	90	Virginia Tech	73
*3/22	60	Purdue (@N.Y.)	61

*Cotton States Classic-Atlanta
 *at Greensboro, N.C.
 *SEC Tournament - Lexington
 *National Invitation Tournament

1982-83 (W 24, L 10)
Coach: Hugh Durham
Capt: Fair, Heard, Floyd
SEC TOURNAMENT CHAMPS
NCAA FINAL FOUR
Top Scorer: V. Fleming (16.9 ppg)
Top Reb.: T. Fair (6.6 rpg)

11/26	99	Georgia State	63
11/30	81	Randolph-Macon	53
12/4	82	Ga. Tech (@Omni)	67
12/11	93	Cent. Wesleyan	55



Year-by-Year Results

12/15	75	at Texas	54
12/18	104	at Augusta Col.	60
12/22	57	Ga. Sou. (@Sav.)	55
¹ 12/29	86	Columbia	53
¹ 12/30	90	Western Ky.	69
1/4	76	at Tennessee	-12 ...87
1/8	56	at LSU	60
1/10	68	at Ole Miss	53
1/15	67	Alabama	-10 ...64
1/17	75	Miss. State	59
1/22	64	at Auburn	66
1/25	83	at Florida	79
1/29	70	Kentucky	-10 ...63
1/31	86	Vanderbilt	61
2/5	59	LSU	70
2/7	59	Ole Miss	76
2/12	71	at Alabama	73
2/15	64	at Miss. State	73
2/19	67	Auburn	60
2/21	80	Florida	65
2/26	72	at Kentucky	-10 ...81
2/28	70	at Vanderbilt	71
3/5	74	Tennessee	59
³ 3/11	69	Ole Miss	55
³ 3/12	79	Tennessee	60
³ 3/13	86	Alabama	71
³ 3/19	56	VCU	18/- ...54
³ 3/25	70	St. John's	18/3 ...67
³ 3/27	82	North Carolina	18/8 ...77
³ 4/2	60	N.C. State	18/16 ...67

¹Cotton States Classic-Atlanta
²SEC Tourm.-Birmingham, Ala.
³NCAA 1st rnd.-Greensboro, N.C.
⁴NCAA East Reg.-Syracuse, N.Y.
⁵NCAA Final 4-Albuquerque, N.M.

1983-84 (W 17, L 13)
Coach: Hugh Durham
Capt: V. Fleming, J. Banks
Top Scorer: V. Fleming (19.8 ppg)
Top Reb.: R. Corhen (6.3 rpg)

¹ 11/25	83	Mid. Tenn. State	16/- ...67
¹ 11/26	85	Western Ky.	16/- ...68
12/2	64	Ga. Tech (@Omni)	13/- ...62
12/5	70	Michigan (@Omni)	13/- ...76
² 12/10	80	Northern Iowa	10/- ...58
² 12/11	93	at Drake	10/- ...59
12/17	88	Valdosta State	12/- ...69
12/21	73	ETSU (@Chatt.)	14/- ...54
12/29	73	Xavier	11/- ...70
1/3	71	Tennessee	11/- ...57
1/5	77	LSU	11/9 ...81
1/10	70	Ole Miss	15/- ...51
1/14	60	at Alabama	15/- ...65
1/16	54	at Miss. State	15/- ...52
1/22	90	Auburn	86
1/24	69	Florida	18/- ...77
1/28	40	at Kentucky	18/3 ...64
1/30	74	at Vanderbilt	18/- ...81
2/4	68	at LSU	14/- ...69
2/6	54	at Ole Miss	56
2/10	82	Alabama	69
2/13	69	Miss. State	45
2/18	63	at Auburn	81
2/20	64	at Florida	70
2/25	64	Kentucky	-13 ...66
2/27	98	Vanderbilt	71
3/4	82	Tennessee	77
³ 3/7	52	Miss. State	49
³ 3/8	79	Kentucky	-13 ...92
³ 3/14	69	at UT-Chattanooga	74

¹Wendy's Classic-Bowling Green
²Drake Classic-Des Moines
³SEC Tournament-Nashville
⁴National Invitation Tournament

1984-85 (W 22, L 9)
Coach: Hugh Durham
Capt: R. Corhen, G. Crosby
Top Scorer: C. Henderson (15.5 ppg)
Top Reb.: C. Henderson (7.1 rpg)

11/28	59	Birm.-Southern	38
12/1	57	at Michigan	63

12/7	99	Presbyterian	59
12/11	60	Ga. Tech (@Omni)	-12 ...59
12/15	89	Georgia State	53
12/17	85	Baptist College	48
12/22	99	Robert Morris	62
¹ 12/28	105	Yale	65
¹ 12/29	75	Villanova (OT)	68
1/2	74	LSU	79
1/5	74	at Alabama	87
1/9	64	at Miss. State	65
1/12	80	Vanderbilt	73
1/16	71	at Florida	60
1/19	97	Auburn	80
1/23	81	Kentucky	73
1/26	81	at Ole Miss	51
1/30	79	Tennessee (2OT)	80
2/2	59	at LSU	58
2/6	74	Alabama	70
2/9	79	Miss. State	74
2/13	68	at Vanderbilt	69
2/16	80	Florida	56
2/21	86	at Auburn	18/- ...84
2/24	79	at Kentucky	18/- ...77
2/27	94	Ole Miss	14/- ...66
3/2	85	at Tennessee	14/- ...86
³ 3/7	67	Tennessee	17/- ...61
³ 3/8	53	Alabama	17/- ...74
³ 3/15	67	Wichita State	19/- ...59
³ 3/17	58	Illinois	19/12 ...74

¹Cotton States Classic-Atlanta
²SEC Tournament-Birmingham
³NCAA Tournament - Atlanta

1985-86 (W 17, L 13)
Coach: Hugh Durham
Capt: Donald Hartry, Horace McMillan, Joe Ward
Top Scorer: Joe Ward (15.6 ppg)
Top Reb.: H. McMillan (5.9 rpg)

11/22	78	at SW Louisiana	75
¹ 11/29	60	Cornell	57
¹ 11/30	78	Miami	81
12/7	65	Ga. Tech (@Omni)	-15 ...89
12/14	104	Georgia State	64
12/18	99	at Utah State	74
12/20	67	at Nebraska	63
² 12/27	77	William & Mary	44
² 12/28	97	UT-Chattanooga	71
1/2	73	at LSU	-18 ...85
1/4	88	Alabama	80
1/8	72	Miss. State	55
1/11	71	at Vanderbilt	77
1/15	89	Florida	69
1/18	69	at Auburn	84
1/23	69	at Kentucky	-11 ...74
1/25	91	Ole Miss	75
1/30	77	at Tennessee	78
2/1	92	LSU	-17 ...76
2/5	54	at Alabama	-20 ...57
2/8	62	at Miss. State	61
2/12	101	Vanderbilt	70
2/15	70	at Florida	71
2/19	86	Auburn (OT)	87
2/22	75	Kentucky	-18 ...80
2/26	62	at Ole Miss	61
3/1	91	Tennessee	70
³ 3/6	59	Alabama	79
³ 3/13	95	at UT-Chattanooga	81
³ 3/17	65	Clemson	77

¹AMI Classic - Miami, Fla.
²Krystal Classic-Chattanooga
³SEC Tournament - Lexington
⁴National Invitation Tournament

1986-87 (W 18, L 12)
Coach: Hugh Durham
Capt: C. Kessler, D. Williams
Top Scorer: W. Anderson (15.9 ppg)
Top Reb.: D. Dunn (7.1 rpg)

11/28	103	Seattle Univ.	58
11/30	79	at Armstrong St.	62

12/3	66	Ga. Tech (@Omni)	-15 ...72
12/6	91	Central Florida	66
¹ 12/13	81	Loyola-Chicago	69
¹ 12/14	71	Memphis State	82
² 12/19	82	LaSalle	65
² 12/20	94	Stetson	83
12/22	70	Alabama	71
12/27	108	Columbus Coll.	75
12/30	69	Kentucky (@Lville)	-11 ...65
1/3	80	Florida	87
1/7	58	at Auburn (OT)	-13 ...62
1/10	64	at LSU (OT)	63
1/14	76	Vanderbilt	53
1/17	48	Miss. State	41
1/21	68	at Ole Miss	80
1/28	60	Tennessee	55
1/31	74	at Alabama (OT)	-19 ...83
2/5	52	at Florida	66
2/7	75	Auburn	-120 ...71
2/11	63	LSU	57
2/14	75	at Vanderbilt	59
2/18	63	at Miss. State	64
2/21	69	Ole Miss	65
2/25	79	Kentucky	71
2/28	68	at Tennessee	89
³ 3/6	65	Ole Miss	63
³ 3/7	88	LSU (2OT)	89
³ 3/12	79	Kansas St. (OT)	82

¹Cotton States Classic - Atlanta
²Hawaiian Tropic Cl. - Daytona
³SEC Tournament - Atlanta
⁴NCAA 1st Rnd - Salt Lake City

1987-88 (W 20, L 16)
Coach: Hugh Durham
Capt: W. Anderson, M. Blakley
Top Scorer: W. Anderson (16.7 ppg)
Top Reb.: A. Kessler (5.6 rpg)

¹ 11/27	93	Southern	87
¹ 11/28	68	at SW Louisiana	86
12/2	86	Valdosta State	47
12/5	77	Ga. Tech (@Omni)	78
12/12	95	UNC-Asheville	65
12/15	92	at Augusta College	76
² 12/18	81	New Orleans	77
² 12/19	85	Ala.-Birmingham	66
² 12/20	66	Japan All-Stars	62
³ 12/23	79	La Salle	71
³ 12/24	54	Virginia	87
³ 12/25	90	Oklahoma	-12 ...93
12/29	105	Baptist College	56
1/2	77	Kentucky	-12 ...84
1/7	59	at Alabama	57
1/9	70	at Florida	-15 ...87
1/13	87	Auburn	-19 ...68
1/16	59	LSU	50
1/20	77	at Vanderbilt	92
1/23	72	at Miss. State	80
1/27	86	Ole Miss	70
2/3	81	at Tennessee	92
2/6	67	Alabama	54
2/10	71	Florida	65
2/13	57	at Auburn	64
2/17	62	at LSU	63
2/20	71	Vanderbilt	-16 ...77
2/24	49	Miss. State	35
2/27	72	at Ole Miss	75
3/2	72	at Kentucky	-18 ...80
3/5	80	Tennessee	69
³ 3/10	64	Miss. State	43
³ 3/11	65	Auburn	60
³ 3/12	72	Florida	70
³ 3/13	57	Kentucky	-16 ...62
³ 3/17	53	Ga. Southern	48
³ 3/22	59	at Mid. Tenn. State	69

¹La. Tipoff Classic - Lafayette, La.
²Phenix NCAA Ball - Tokyo, Japan
³Chaminade Christmas Classic - Honolulu
⁴SEC Tournament - Baton Rouge, La.
⁵National Invitation Tournament

1988-89 (W 15, L 16)
Coach: Hugh Durham
Capt: Patrick Hamilton
Top Scorer: A. Kessler (19.2 ppg)
Top Reb.: A. Kessler (9.7 rpg)

¹ 11/18	76	Arkansas State	61
¹ 11/20	91	at North Carolina	-16 ...99
11/28	75	at Jacksonville	70
² 12/2	80	Long Beach State	63
² 12/3	76	at Iowa	-16 ...102
12/10	100	Augusta College	84
12/17	80	Ga. Tech (@Omni)	-111 ...69
12/19	109	UNC-Asheville	65
12/22	65	Alabama	60
³ 12/29	58	Princeton	54
³ 12/30	95	LaSalle	85
1/4	65	at Kentucky	76
1/7	66	Florida	80
1/11	62	at Alabama	20/- ...80
1/14	75	at Vanderbilt	20/- ...76
1/19	79	at Miss. State	68
1/21	70	Ole Miss (OT)	74
1/25	79	LSU	80
1/28	74	at Tennessee	73
2/2	75	at Auburn	62
2/5	84	Kentucky	72
2/8	60	at Florida	65
2/12	66	at New Mexico	80
2/15	72	Vanderbilt	85
2/18	85	Miss. State (OT)	86
2/20	83	at LSU	97
2/22	79	at Ole Miss	88
3/1	68	Tennessee	75
3/4	80	Auburn	76
³ 3/9	83	Miss. State	68
³ 3/10	61	Florida	62

¹Big Apple Preseason NIT
²Amara-Hawkeye Classic - Iowa City
³Cotton States Classic - Atlanta
⁴SEC Tournament - Knoxville

1989-90 (W 20, L 9)
SEC CHAMPIONS
Coach: Hugh Durham
Capt: A. Kessler, M. Harron
Top Scorer: A. Kessler (21.0 ppg)
Top Reb.: A. Kessler (10.4 rpg)

11/27	91	Baptist College	55
12/1	77	TCU	72
12/2	76	at Western Ky.	70
12/9	92	at Central Florida	62
12/11	85	Mercer	57
12/16	89	Ga. Tech (@Omni)	-115 ...92
12/20	91	Jacksonville	62
² 12/28	65	Wisconsin	64
² 12/29	61	at Arizona State	62
1/3	106	Kentucky	91
1/6	69	at Florida	97
1/9	62	at Alabama	-124 ...79
1/13	108	Vanderbilt	81
1/17	83	Miss. State	69
1/20	74	at Ole Miss	84
1/24	94	at LSU (OT)	-116 ...92
1/27	85	Tennessee	77
1/31	88	Auburn	75
2/3	77	at Kentucky	88
2/6	70	Florida	65
2/10	75	Alabama	64
2/14	67	at Vanderbilt	66
2/17	82	at Miss. State	74
2/21	107	Ole Miss	83
2/25	86	LSU	-112 ...85
2/28	83	at Tennessee	25/- ...93
3/3	94	at Auburn	25/- ...79
³ 3/9	74	Vanderbilt (OT)	25/- ...78
³ 3/16	88	Texas	100

¹WKU Invitational - Bowling Green, Ky.
²Tribune Classic - Tempe, Ariz.
³SEC Tournament - Orlando
⁴NCAA Tourn. 1st round - Indianapolis

OUTLOOK
PLAYERS
STAFF
OPPONENTS
REVIEW
RECORDS
HISTORY
MEDIA



Year-by-Year Results



OUTLOOK
PLAYERS
STAFF
OPPONENTS
REVIEW
RECORDS
HISTORY
MEDIA

1990-91 (W 17, L 13)

Coach: Hugh Durham
Capt: R. Cole, N. Austin
Top Scorer: L. Green (20.6 ppg)
Top Reb.: N. Austin (5.3 rpg)

11/23	89	Wichita State21/-	58
11/24	90	at Richmond21/-	45
11/28	124	Western Ky.17/-	65
11/30	70	Armstrong State17/-	54
12/8	117	at Mercer13/-	50
12/11	74	at Vanderbilt (OT)	13/-	75
12/14	78	at Miami11/-	60
² 12/19	105	Ga. Tech (3OT)17/-	112
³ 12/22	79	Texas17/23	71
12/29	63	Purdue17/-	64
1/2	80	Kentucky-1/16	81
1/5	107	Tennessee	86
1/7	76	at LSU-1/14	83
1/12	79	Florida	54
1/16	81	at Miss. State	74
1/19	62	at Alabama	67
1/23	58	Auburn (2OT)	59
1/30	117	Ole Miss	62
2/3	84	at Kentucky-1/10	96
2/6	87	at Tennessee	78
2/8	86	LSU	89
2/12	75	at Florida	90
2/16	64	Miss. State-1/23	70
2/20	73	Alabama-1/24	68
2/23	86	at Auburn	77
2/27	62	Vanderbilt	59
3/2	72	at Ole Miss	62
⁴ 3/8	80	at Vanderbilt	72
⁴ 3/9	65	Tennessee	85
⁵ 3/14	68	Pittsburgh (OT)	76

¹Cent. Fidelity Classic - Richmond, Va.
²at The Omni - Atlanta
³Kuppenheimer Classic - Atlanta
⁴SEC Tournament - Nashville
⁵NCAA Tournament - Louisville

1991-92 (W 15, L 14)

Coach: Hugh Durham
Capt: L. Green, R. Tinch
Top Scorer: L. Green (19.5 ppg)
Top Reb.: C. Claxton (6.6 rpg)

11/26	84	Mercer	64
12/1	93	Bucknell	90
12/6	109	Long Island	69
¹ 12/7	58	Colorado	69
12/11	86	Columbus Coll.	70
12/15	62	at Purdue	65
12/18	66	Ga. Tech (@Omni)-1/13	65
² 12/21	70	Penn State	54
12/28	105	Tenn. Tech	90
1/4	80	at UCLA-1/2	87
1/7	66	at Kentucky-1/15	78
1/11	76	at Tennessee	78
1/15	71	Florida	63
1/18	69	at S. Carolina	71
1/22	72	Vanderbilt	70
1/25	65	Alabama-1/15	68
2/1	84	at Auburn	89
2/5	66	at Miss. State	75
2/9	86	Ole Miss	66
2/11	64	at LSU-1/20	62
³ 2/16	93	Texas	98
2/19	87	Arkansas-1/10	78
2/22	73	Kentucky-1/8	84
2/26	67	at Vanderbilt	86
2/29	69	at Florida	60
3/4	66	Tennessee	67
3/7	72	South Carolina	54
⁴ 3/12	85	Ole Miss	66
⁴ 3/13	60	Arkansas-1/6	73

¹Mile High Classic - Boulder
²Kuppenheimer Classic - Atlanta
³at San Antonio, Texas
⁴SEC Tournament - Birmingham

1992-93 (W 15, L 14)

Coach: Hugh Durham
Capt.: Orlando Bennett, Shaun Golden, Kendall Rhine
Top Scorer: C. Claxton (11.5 ppg)
Top Reb.: C. Claxton (6.6 rpg)

12/1	65	at Kansas-1/3	76
12/5	104	Ga. College	66
¹ 12/11	80	Santa Clara	68
¹ 12/12	64	at BYU	74
12/16	67	Ga. Tech (@Omni)-1/17	75
² 12/19	63	UCLA-1/13	68
12/22	69	Miami	67
12/30	75	Colorado	63
1/2	75	at Ole Miss	61
1/5	59	Kentucky-1/2	74
1/9	86	Mississippi State	73
1/13	77	Florida (OT)	81
1/16	66	at Vanderbilt	78
1/23	88	Mercer	79
1/27	85	at South Carolina	86
1/30	79	at Arkansas-1/16	97
2/3	77	Tennessee	60
2/6	96	Auburn	69
2/9	79	at Florida	82
2/13	78	Texas	70
2/17	73	at Alabama	70
2/20	70	at Kentucky-1/2	86
2/24	83	Vanderbilt-1/8	87
2/27	81	LSU	78
3/3	88	South Carolina	87
3/6	96	at Tennessee	83
³ 3/11	87	Miss. State	56
³ 3/12	60	Arkansas-1/14	65
³ 3/17	84	at West Virginia	95

¹Cougar Classic - Provo
²Kuppenheimer Classic - Atlanta
³SEC Tournament - Lexington
⁴National Invitation Tournament

1993-94 (W 14, L 16)

Coach: Hugh Durham
Capt.: B. Davis, C. Jackson
Top Scorer: S. Anderson (13.8 ppg)
Top Reb.: C. Claxton (7.9 rpg)

11/18	89	Alabama State	67
11/20	71	at Minnesota-1/10	91
12/4	100	Western Carolina	64
12/7	115	Beth-Cookman	58
12/15	69	Ga. Tech (@Omni)-1/14	72
12/18	79	Kansas-1/6	89
12/21	103	Winthrop	55
² 12/28	68	Pacific	63
² 12/29	79	Pennsylvania	81
1/5	83	at Auburn (OT)	80
1/7	94	Kentucky (OT)-1/4	90
1/12	67	at Tennessee	63
1/15	60	at Miss. State	67
1/19	67	Vanderbilt	71
1/22	69	Ole Miss	85
1/23	96	at Texas	107
1/26	78	Florida	100
1/29	96	at South Carolina	85
1/31	79	Stetson	61
2/5	77	Alabama	78
2/6	85	Notre Dame	88
2/12	74	Tennessee	61
2/16	79	at Florida-1/17	91
2/19	100	at LSU	84
2/22	65	Arkansas-1/1	74
2/27	59	at Kentucky-1/7	80
3/2	72	South Carolina	69
3/5	57	at Vanderbilt	67
³ 3/10	83	LSU	70
³ 3/11	83	Arkansas-1/1	95


¹Kuppenheimer Classic - Atlanta
²US West Tournament - Seattle
³SEC Tournament - Memphis

1994-95 (W 18, L 10)

Coach: Hugh Durham
Capt.: C. Claxton, Ty Wilson
Top Scorer: C. Strong (14.2 ppg)
Top Reb.: C. Claxton (7.9 rpg)

11/26	94	Western Carolina	67
11/28	87	Georgia Southern	57
12/3	81	at Mercer	71
12/8	83	at Central Florida	52
12/10	75	at Jacksonville	68
12/14	78	Ga. Tech (@Omni)-1/14	86
¹ 12/17	87	Pittsburgh (2OT)	86
12/21	89	Winthrop	56
12/29	99	Tennessee Tech	72
12/31	101	Marist	61
1/4	57	at Tennessee	56
1/7	59	Mississippi State	60
1/11	65	Vanderbilt	62
1/14	71	at Kentucky-1/7	83
1/18	82	at Arkansas-1/9	84
1/21	83	Auburn	77
1/28	59	at South Carolina	60
2/4	72	at Alabama-1/20	58
2/7	66	Florida	82
2/11	74	Tennessee	48
2/15	77	at Vanderbilt	83
2/18	98	LSU	89
2/22	101	at Florida	85
2/25	66	South Carolina	56
3/1	74	Kentucky-1/5	97
3/4	79	at Ole Miss	51
³ 3/10	57	Alabama-1/20	68
³ 3/14	61	at Nebraska	69

¹Kuppenheimer Classic - Atlanta
²SEC Tournament - Atlanta
³National Invt. Tournament



Orlando "Tubby" Smith
Head Coach— 1996-97

1995-96 (W 21, L 10)
Coach: Tubby Smith
Capt.: S. Anderson, C. Strong, P. Robinson, T. Bell
Top Scorer: K. Davis (15.8 ppg)
Top Reb.: C. Strong (6.4 rpg)

11/27	88	Ga. Southern	44
11/29	91	Western Carolina	71
12/2	85	at Pittsburgh	66
12/7	74	at N. Carolina-1/13	85
12/10	81	at Winthrop	55
12/13	94	Georgia Tech-1/19	70
² 12/16	85	Virginia Tech-1/17	72
12/19	103	Central Florida18/-	54
12/21	95	Mercer18/-	68
12/30	86	Jacksonville16/-	59
1/3	74	Ole Miss14/-	38
1/6	73	at South Carolina19/-	85
1/13	86	at Auburn19/-	89
1/17	71	Florida22/-	46
1/20	62	at Tennessee22/-	67
1/24	77	Kentucky-1/2	82
1/27	62	at Vanderbilt	66
1/31	73	at Miss. State	76
2/3	68	Tennessee	49
2/7	85	at LSU	82
2/10	68	Alabama	55
2/14	73	at Kentucky-1/2	86
2/21	77	Vanderbilt	68

2/25	71	Arkansas	59
2/28	86	at Florida	70
3/2	88	South Carolina	73
³ 3/8	74	Tennessee	63
³ 3/9	68	Miss. State	86
⁴ 3/14	81	Clemson	74
⁴ 3/16	76	Purdue-1/5	69
⁵ 3/22	81	Syracuse (OT)-1/15	83

¹at Augusta, Ga.
²Jeep-Eagle Classic - Atlanta
³SEC Tournament - New Orleans
⁴NCAA 1st & 2nd Rnds. - Albuquerque
⁵NCAA West Regional - Denver

1996-97 (W 24, L 9)
Coach: Tubby Smith
Capt.: Ray Harrison, G.G. Smith
Top Scorer: Chadwick (12.4 ppg)
Top Reb.: Chadwick (5.5 rpg)

11/22	91	Furman	67
11/26	85	Georgia State	47
11/29	90	Georgia Southern	56
12/3	61	at Georgia Tech	62
12/7	85	Appalachian State	67
12/14	60	at Virginia Tech	57
12/17	73	East Carolina	60
¹ 12/21	84	Brigham Young	65
12/23	62	Colorado	52
² 12/28	64	Washington State	61
² 12/29	70	Memphis	68
² 12/30	73	Maryland (OT)-1/21	65
1/5	66	at Ole Miss	73
1/8	61	at Vanderbilt24/-	53
1/14	65	Kentucky21/5	86
1/18	71	at South Carolina21/-	82
1/22	77	Florida	70
1/25	53	Auburn	48
1/29	63	at Tennessee	50
2/1	57	at Kentucky-1/3	82
2/5	83	at Alabama	74
2/8	56	Mississippi State	54
2/12	77	South Carolina-1/12	74
2/15	74	at Arkansas	77
2/19	80	Vanderbilt	86
2/22	82	LSU	59
2/26	88	at Florida	76
3/1	69	Tennessee	55
³ 3/6	75	LSU24/-	54
³ 3/7	65	Arkansas24/-	63
³ 3/8	78	South Carolina24/4	63
³ 3/9	68	Kentucky24/6	95
⁴ 3/14	70	UT-Chattanooga17/-	73

¹Delta Air Lines Holiday Cl. — Atlanta
²Rainbow Classic — Honolulu, Hawaii
³SEC Tournament — Memphis
⁴NCAA SE Reg. 1st Round — Charlotte



Ron Jirsa
Head Coach — 1998-99

1997-98 (W 20, L 15)
Coach: Ron Jirsa
Capt.: Ray Harrison, G.G. Smith
Top Scorer: J. Jones (14.7 ppg)
Top Reb.: J. Jones (8.5 rpg)

11/11	45	N.C. State19/-	47
11/12	89	Texas19/22	87



Year-by-Year Results



11/20	78	Mercer25/-	58
11/22	116	Chas. Southern25/-	59
11/25	96	Ga. Southern22/-	74
11/28	94	Texas22/-	76
² 12/6	74	Stanford22/12	76
12/9	84	at Colorado23/-	73
12/13	55	at East Carolina23/-	54
³ 12/20	81	West Virginia20/-	86
12/23	77	Georgia Tech71	
12/27	80	N. Carolina (OT)-1	82
1/3	62	at Auburn73	
1/6	79	Kentucky-6	90
1/10	77	at Florida82	
1/18	60	South Carolina-14	68
1/21	64	at Mississippi State69	
1/24	61	at LSU52	
1/28	70	Ole Miss-12	68
1/31	64	Vanderbilt68	
2/4	48	at Tennessee77	
2/7	87	Florida77	
2/10	86	Arkansas-12	70
2/14	81	at Vanderbilt62	
2/18	78	Alabama71	
2/22	74	at Kentucky-8	85
2/24	76	at South Carolina-14	78
2/28	77	Tennessee72	
³ 3/5	79	Mississippi State76	
³ 3/6	67	Ole Miss-10	72
³ 3/11	100	at Iowa93	
³ 3/17	61	at N.C. State55	
³ 3/19	79	Vanderbilt65	
³ 3/24	60	Penn State (@N.Y.)66	
³ 3/26	95	Fresno State (@N.Y.)79	

¹Coaches vs. Cancer IKON Classic - E. Rutherford, N.J.
²Wooden Cl. - Anaheim, Cal.
³Delta Air Lines Holiday Cl. for Kids - ATL
⁴SEC Tournament - ATL
⁵Nat'l. Invitation Tourn.



Jim Harrick
Head Coach — 2000-03

1999-2000 (W 10, L 20)
Coach: Jim Harrick
Capt.: Adrian Jones, D.A. Layne
Top Scorer: Layne (18.3 ppg)
Top Reb.: A. Evans (8.7 rpg)

11/19	63	at N.C. State67	
11/25	78	Kansas-10	88
11/26	62	Louisville85	
11/27	113	Grambling St.74	
12/1	84	Tennessee State78	
12/6	86	at Furman (OT)82	
12/8	70	Georgia Tech68	
² 12/11	68	Wake Forest-18	67
12/18	79	at Marshall89	
12/21	65	Ark.-Little Rock63	
12/23	88	Mercer64	
12/28	65	Minnesota66	
1/5	59	at Mississippi State71	
1/8	52	at Auburn-4	67
1/12	54	Arkansas74	
1/15	75	Alabama59	
1/19	57	at LSU61	
1/22	90	South Carolina62	
1/26	69	Kentucky-16	75
1/30	75	at Villanova78	
2/2	58	Vanderbilt-24	67
2/5	66	at Florida-12	85
2/9	83	at Tennessee-8	110
2/12	71	Mississippi65	
2/19	64	at Kentucky-19	70
2/23	68	Florida-9	90
2/26	66	at South Carolina82	
3/1	89	at Vanderbilt101	
3/4	66	Tennessee-11	83
³ 3/9	64	Arkansas71	

¹Carrs/Safeway Great Alaska Shootout - Anchorage, Alaska
²Delta Air Lines Holiday Cl. for Kids - ATL
³SEC Tournament - ATL

2000-01 (W16, L 15)
Coach: Jim Harrick
Capt.: A. Jones
Top Scorer: Layne (16.8 ppg)
Top Reb.: A. Evans (7.5 rpg)

11/17	79	Georgia State91	
11/19	74	at Minnesota77	
11/23	82	Indiana State64	
11/24	65	Utah-18	60
11/25	58	Stanford-5	70
11/28	102	Coastal Carolina69	
12/6	72	Pepperdine61	
12/9	75	at Ga. Tech70	
² 12/9	69	N.C. State63	
12/16	57	at Wake Forest-6	75
³ 12/21	64	California85	
12/23	61	at Fresno State80	
12/28	91	Villanova80	
1/6	63	at Kentucky67	
1/10	85	Auburn (OT)80	
1/13	70	at Ole Miss-20	66
1/17	75	at Florida-7	72
1/21	58	LSU53	
1/24	82	at Vanderbilt73	

1/27	77	Tennessee (2OT)-6	75
1/31	70	Kentucky25/-	85
2/3	71	Florida25/13	82
2/7	75	at South Carolina77	
2/10	68	at Alabama-18	76
2/14	70	Vanderbilt68	
2/21	88	at Tennessee-22	76
2/24	56	South Carolina64	
2/28	94	Mississippi State73	
3/3	67	at Arkansas82	
³ 3/8	62	LSU63	
⁵ 3/15	68	Missouri70	

¹Puerto Rico Shootout — Bayamon, P.R.
²Delta Holiday Classic for Kids — Atlanta
³Pete Newell Challenge — Oakland, Calif.
⁴SEC Tournament — Nashville
⁵NCAA Tourn. 1st Rnd. — Greensboro

2001-02 (W 11, L 10)*
Coach: Jim Harrick
Capt.: Entire Team
Top Scorer: Ja. Hayes (18.6 ppg)
Top Reb.: C. Daniels (8.0 rpg)

11/16	75	Furman62	
11/19	73	Georgetown-14	59
² 11/21	94	Ga. Southern73	
11/26	61	Samford55	
12/1	81	Colorado73	
³ 12/4	78	at Ga. State83	
12/7	77	Minnesota55	
12/9	95	Ga. Tech82	
⁴ 12/15	79	South Alabama70	
12/17	91	Pepperdine74	
⁵ 12/20	80	Arkansas State68	
⁵ 12/21	64	Miami (Ohio)59	
⁵ 12/22	44	Hawaii54	
1/5	82	*Vanderbilt69	
1/9	88	*at Kentucky-8	84
1/12	73	*Tennessee70	
1/16	72	Alabama20/16	77
1/19	84	*at Florida20/2	79
1/23	81	*Arkansas15/-	67
1/26	84	at Vanderbilt15/-	86
1/30	67	at South Carolina16/-	81
2/2	79	*Ole Miss16/-	72
2/6	86	*at Miss. State17/-	68
2/9	72	at Auburn17/-	75
2/12	70	Florida21/6	85
2/16	78	*Kentucky21/10	69
2/23	55	*at LSU18/-	54
2/27	82	*S. Carolina (OT)16/-	75
3/2	63	at Tennessee (OT)16/-	71
⁶ 3/8	76	LSU17/-	78
⁷ 3/15	85	*Murray State23/-	68
⁷ 3/17	75	Southern Illinois23/-	77

¹Tipoff Classic - Springfield, Mass.
²at Savannah, Ga.
³Georgia Dome - Atlanta
⁴Coors Classic - Mobile, Ala.
⁵Rainbow Classic - Honolulu
⁶SEC Tournament - Atlanta
⁷NCAA Tournament - Chicago
^{*}All victories from January 2002 through season's end were later vacated because of NCAA sanctions, along with a 1-1 record in the NCAA Tournament. Actual on-court record was 22-10, 10-6 in SEC play.

2002-03 (W0, L8)*
Coach: Jim Harrick
Capt.: E. Williams, Ja. Hayes
Top Scorer: Ja. Hayes (18.3 ppg)
Top Reb.: S. Thomas (7.3 rpg)

11/15	71	Texas16/4	77
11/23	87	*Belmont18/-	77
11/27	81	at Ga. Tech17/-	83
11/30	69	at Minnesota17/24	72
12/3	71	*at Colorado70	
² 12/7	78	*California (OT)73	
³ 12/15	95	*Gonzaga83	

12/18	94	*South Alabama82	
12/22	99	*App. State62	
12/28	89	*Wisc.-Milwaukee69	
12/31	79	*Pittsburgh-12	67
1/5	89	*LSU-21	63
1/11	63	at Florida20/11	66
1/18	81	*at Arkansas20/-	64
1/22	81	*Tennessee (OT)19/-	76
1/25	85	*Auburn19/24	79
1/29	91	at Vanderbilt15/-	94
2/1	67	*Miss. State15/21	63
2/8	72	at Tennessee17/-	78
2/11	67	at Kentucky20/3	87
2/15	83	*Vanderbilt20/-	70
2/18	74	*at Alabama22/-	69
2/22	79	*South Carolina22/-	66
2/26	89	*at Ole Miss21/-	82
3/2	66	Kentucky21/2	74
3/4	84	*Florida25/3	82
3/9	65	at S. Carolina (OT)25/-	60

¹Coaches vs. Cancer Classic - New York
²CFA Peach Bowl Classic — Atlanta
³Wooden Classic - Anaheim, Calif.
^{*}All victories during the entire season were later vacated because of NCAA sanctions. Actual on-court record was 19-8, 11-5 in SEC play.



Dennis Felton
Head Coach
2003-09

2003-04 (W16, L14)
Coach: Dennis Felton
Capt.: D. Wilkins, R. Wright
Top Scorer: Wright (14.4 ppg)
Top Reb.: C. Daniels (8.1 rpg)

11/21	78	Western Carolina67	
11/25	99	Florida Atlantic84	
11/29	76	at Gonzaga (OT)-16	82
12/2	81	Towson51	
12/5	77	Florida A&M59	
12/9	60	Winthrop80	
12/13	61	Clemson56	
12/18	65	South Alabama63	
12/22	79	Charleston Sou.59	
12/30	55	at Pittsburgh-16	76
1/3	83	Ga. Tech (2OT)-3	80
1/7	65	at Tennessee89	
1/10	63	South Carolina84	
1/17	65	at Kentucky-15	57
1/21	42	Alabama45	
1/24	58	at Miss. State-19	71
1/28	59	at LSU63	
1/31	71	Arkansas50	
2/4	64	Ole Miss51	
2/7	54	at Auburn57	
2/11	39	at Vanderbilt61	
2/14	74	Kentucky-8	68
2/17	76	Florida62	
2/21	71	Tennessee60	
2/28	47	at S. Carolina63	
3/3	55	at Florida63	
3/6	71	Vanderbilt61	
³ 3/11	73	Auburn59	
³ 3/12	60	Kentucky-8	69
³ 3/17	74	at Iowa State62	

¹CFA Peach Bowl Classic — Atlanta
²SEC Tournament - Atlanta
³Nat'l. Invitation Tournament

OUTLOOK

PLAYERS

STAFF

OPPONENTS

REVIEW

RECORDS

HISTORY

MEDIA



Year-by-Year Results

OUTLOOK PLAYERS STAFF OPPONENTS REVIEW RECORDS HISTORY MEDIA

2004-05 (W8, L20)
Coach: Dennis Felton
Capt.: Newman, Stukes
Top Scorer: Stukes (15.2 ppg)
Top Reb.: Bliss (5.4 rpg)

11/23	61	Western Ky.	71
11/26	47	Nevada	58
12/1	71	Alabama A&M	54
12/5	49	at Ga. Tech	-/4 87
12/8	67	Gardner-Webb	62
¹ 12/11	76	Oregon State (OT)	74
12/19	93	Wofford (OT)	89
12/22	78	Bethune-Cookman	67
12/28	100	Savannah State	69
12/31	52	Stetson	56
1/5	65	Tennessee	72
1/8	54	at South Carolina	74
1/12	54	at Ole Miss	59
1/15	55	Kentucky	-/9 76
1/22	68	Vanderbilt	59
1/25	47	at Florida	70
1/29	47	at Alabama	-/14 75
2/2	79	LSU	95
2/5	53	South Carolina	60
2/9	47	at Arkansas	62
2/12	51	at Kentucky	-/5 60
² 2/16	42	Clemson	59
2/19	57	Auburn	45
2/23	62	Mississippi State	76
2/26	37	at Vanderbilt	65
3/2	38	Florida	50
3/5	68	at Tennessee	78
³ 3/10	65	Mississippi State	76

¹CFA Peach Bowl Classic — Atlanta
²Bi-Lo Center — Greenville, S.C.
³SEC Tournament - Atlanta

2005-06 (W15, L15)
Coach: Dennis Felton
Capt.: Bliss, McAuley
Top Scorer: Stukes (11.6 ppg)
Top Reb.: Gaines (5.1 rpg)

¹ 11/18	65	Old Dominion	74
¹ 11/20	79	Fordham	68
¹ 11/21	76	Eastern Kentucky	68
11/26	69	at Western Kentucky	65
11/29	95	Florida A&M	74
12/3	84	Savannah State	48
12/7	91	Georgia Tech	75
² 12/10	72	Georgia State	61
³ 12/17	60	Oregon State	64
12/21	62	at Nevada	-/20 68
12/28	72	Clemson	69
12/31	89	Western Carolina	65
1/2	78	Howard	72
1/7	72	Florida	-/5 90
1/11	76	at Tennessee	89
1/14	64	at South Carolina (OT)	61
1/17	55	Kentucky	69
1/21	72	Ole Miss	65
1/25	52	at LSU	81
1/28	65	at Auburn	66
2/1	88	Alabama	79
2/4	74	at Vanderbilt	73
2/11	78	Tennessee	-/11 83
2/15	61	at Kentucky	68
2/18	55	Vanderbilt	72
2/23	48	South Carolina	47
2/25	68	at Mississippi State	83
3/1	66	at Florida	-/17 77
3/5	57	Arkansas	74
⁴ 3/9	67	Arkansas	80

¹Paradise Jam - St. Thomas, U.S.V.I.
²Gwinnett Arena - Duluth, Ga.
³Rose Garden - Portland, Ore.
⁴SEC Tournament - Nashville, Tenn.

2006-07 (W19, L14)
Coach: Dennis Felton
Capt.: Kevin Brophy
Top Scorer: Brown (14.2 ppg)
Top Reb.: Gaines (5.7 rpg)

11/10	97	Southern	37
11/14	67	Western Kentucky	70
11/18	105	Valdosta State	74
11/21	105	S.C. State	60
11/24	80	Alabama A&M	36
12/2	87	at Wake Forest	86
12/5	96	Gardner-Webb	67
¹ 12/16	96	Gonzaga	-/16 83
12/19	93	Jacksonville	77
12/22	69	at Ga. Tech	78
12/28	60	at Clemson	-/25 75
12/31	54	Wisconsin	-/4 64
1/6	51	at Florida	-/3 67
1/10	80	South Carolina	56
1/13	85	Vanderbilt	73
1/17	67	at Arkansas	64
1/20	76	at Alabama	-/10 78
1/24	78	Kentucky (OT)	-/25 69
1/28	57	LSU	-/21 54
1/31	71	at Tennessee	82
2/3	61	at Vanderbilt	-/24 66
2/7	61	Florida	-/1 71
2/10	73	at South Carolina	54
2/14	75	Kennesaw State	66
2/17	86	Auburn	79
2/21	49	at Ole Miss	67
2/24	86	Mississippi State	73
2/28	70	at Kentucky	82
3/3	65	Tennessee	71
² 3/8	80	Auburn	65
³ 3/9	57	Florida	-/5 74
³ 3/14	88	Fresno State	78
³ 3/19	52	at Air Force	83

¹at Duluth, Ga.
²SEC Tournament — Atlanta
³National Invitation Tournament

2007-08 (W17, L17)
Coach: Dennis Felton
Co-Capt.: Bliss, Gaines
SEC TOURNAMENT CHAMPS
Top Scorer: Gaines (14.8 ppg)
Top Reb.: Gaines (6.0 rpg)

11/9	107	Jacksonville State	65
11/14	83	Grambling State	70
11/20	76	Elon	65
11/24	49	at Wisconsin	68
11/28	58	Delaware State	47
12/3	81	Augusta State	74
12/8	72	Wake Forest	50
¹ 12/20	56	East Tenn. State	78
¹ 12/21	69	Tulane	70
¹ 12/22	67	Hawai'i	59
12/30	68	Presbyterian	58
1/5	67	at Gonzaga	75
1/9	79	Georgia Tech	72
1/12	49	at Mississippi State	60
1/16	61	Alabama	54
1/19	82	Arkansas	69
1/26	69	at Tennessee	-/3 85
1/30	56	at South Carolina	62
2/2	58	Kentucky	63
2/6	59	Vanderbilt	-/23 67
2/9	67	at Florida	77
2/13	82	South Carolina	64
2/16	71	Tennessee	-/4 74
2/19	55	at Kentucky	61
2/23	74	at Vanderbilt	-/20 86
2/27	64	Florida	77
3/2	64	at LSU	71
3/5	59	at Auburn	54
3/8	62	Ole Miss	76
² 3/13	97	Ole Miss (OT)	95

³ 3/15	60	Kentucky (OT)	56
³ 3/15	64	Mississippi State	60
³ 3/16	66	Arkansas	57
⁴ 3/20	61	Xavier	-/12 73

¹Rainbow Classic -- Honolulu, Hawai'i
²SEC Tourn. — Atlanta (@Georgia Dome)
³SEC Tourn. — Atlanta (@Georgia Tech)
⁴NCAA Tournament — Washington, D.C.

2008-09 (W12, L20)
Coach: Dennis Felton*
Co-Capt.: Butler, Woodbury, Jackson
Top Scorer: W'bury (14.0 ppg)
Top Reb.: Thompkins (7.4 rpg)

11/14	72	USC Upstate	48
¹ 11/17	53	Loyola-Chicago	74
¹ 11/18	61	Eastern Michigan	60
11/21	55	Presbyterian	47
² 11/24	54	Santa Clara	48
² 11/25	98	Miss. Valley State	57
12/2	63	Western Kentucky	67
³ 12/6	42	Illinois	76
12/9	67	Virginia Tech	66
12/20	74	Wofford (OT)	73
12/22	79	Texas A&M-CC (OT)	80
12/28	98	N.C. A&T	68
12/31	72	Kennesaw State	52
1/3	76	Missouri	83
1/6	62	at Georgia Tech	67
1/10	77	Tennessee	86
1/14	40	at Vanderbilt	50
1/18	45	Kentucky	68
1/24	61	Mississippi State	67
1/28	57	at Florida	83
1/31	70	at Alabama	75
2/4	62	LSU	80
2/7	68	at South Carolina	79
2/11	48	at Tennessee	79
2/14	88	Florida	86
2/18	59	Auburn	71
2/21	47	at Ole Miss	69
2/25	61	Vanderbilt	57
3/1	67	at Arkansas	89
3/4	90	at Kentucky	85
3/7	51	South Carolina	68
³ 3/12	60	Mississippi State	79

¹Dick's Sporting Goods NIT Season Tip-Off — W. Lafayette, Ind.
²Dick's Sporting Goods NIT Season Tip-Off Consolation Bracket — Athens
³at United Center — Chicago, Ill.
⁴SEC Tournament - Tampa, Fla.
*Associate Coach Pete Herrmann served as Interim Head Coach for the final 12 games.



Mark Fox
Head Coach
2009-Present

2009-10 (W14, L17)
Coach: Mark Fox
Top Scorer: Thompkins (17.7)
Top Reb.: Thompkins (8.3 rpg)

11/13	67	New Orleans	59
11/17	57	Wofford	60
11/21	56	at UAB	72
11/24	79	UNC-Asheville	58
11/27	67	Jacksonville State	64
12/2	64	St. Louis	56
12/6	62	at Virginia Tech	74
¹ 12/9	56	at St. John's	66
² 12/19	70	Illinois	67
12/23	77	Florida Atlantic	60
12/30	64	Pepperdine	47
1/2	61	at Missouri	89
1/5	73	Georgia Tech	-/20 66
1/9	68	at Kentucky	-/3 76
1/13	76	Ole Miss	-/21 80
1/16	69	at Miss. State	72
1/23	78	Tennessee	-/8 63
1/27	71	at Florida	87
1/30	77	at South Carolina	78
2/3	68	Arkansas	78
2/6	72	Vanderbilt	-/18 58
2/10	63	at Auburn	82
2/13	66	South Carolina	61
2/17	60	at Tennessee	-/20 69
2/20	76	Alabama	70
2/25	94	at Vanderbilt (OT)	-/16 96
2/27	78	Florida	76
3/3	68	Kentucky	-/3 80
3/6	48	at LSU	50
³ 3/11	77	Arkansas	64
³ 3/12	66	Vanderbilt	-/20 78

¹SEC/Big East Invitational - New York
²at Gwinnett Center - Duluth, Ga.
³SEC Tournament - Nashville, Tenn.

2010-11 (W21, L12)
Coach: Mark Fox
Top Scorer: Thompkins (16.4)
Top Reb.: Thompkins (7.6 rpg)

11/12	72	Miss. Valley State	70
11/16	83	Colorado	74
11/20	61	at Saint Louis	59
¹ 11/25	83	Notre Dame (2OT)	89
¹ 11/26	58	Temple	65
11/27	61	Manhattan	58
12/3	66	UAB	64
12/7	73	at Georgia Tech	72
12/18	68	Arkansas State	59
12/21	85	High Point	58
12/23	56	at Mercer	33
12/28	70	Charleston Southern	55
12/31	64	Eastern Kentucky	57
1/8	77	Kentucky	-/10 70
1/12	66	at Vanderbilt	24/- 73
1/15	98	at Ole Miss	24/- 76
1/18	57	Tennessee	59
1/22	86	Miss. State	64
1/25	91	Florida (2OT)	-/24 104
1/29	60	at Kentucky	-/14 66
2/2	60	at Arkansas	59
2/5	81	Auburn (OT)	72
2/8	57	Xavier	65
2/12	60	at South Carolina	56
2/16	56	Vanderbilt	-/18 64
2/19	69	at Tennessee	60
2/24	62	at Florida	-/13 71
2/26	64	South Carolina	48
3/2	73	LSU	53
3/5	57	at Alabama	65
³ 3/10	69	Auburn	51
³ 3/11	59	Alabama (OT)	65
³ 3/18	65	Washington	68

¹Old Spice Classic - Orlando, Fla.
²SEC Tournament - Atlanta, Ga.
³NCAA Tournament - Charlotte, N.C.



All-Time Series Records

Opponent	First Meeting	Last Meeting	Total Games	W	L
Air Force	2006-07	2006-07	1	0	1
Alabama	1921-22	2010-11	137	#46	91
Alabama A&M	2004-05	2006-07	1	2	0
Ala.-Birmingham	1981-82	2010-11	4	3	1
Alabama State	1993-94	1993-94	1	1	0
Albany YMCA	1922-23	1939-40	6	2	4
Alpha S.S. Class	1930-31	1930-31	1	1	0
Appalachian State	1975-76	2002-03	4	#3	0
Arizona State	1989-90	1989-90	1	0	1
Arkansas	1991-92	2010-11	27	#11	16
Arkansas A&M	1967-68	1967-68	1	1	0
Arkansas State	1988-89	2010-11	3	3	0
Arkansas-L.R.	1999-00	1999-00	1	1	0
Armstrong State	1986-87	1990-91	2	2	0
ASTP	1943-44	1943-44	2	0	2
Athens YMCA	1913-14	1913-14	1	1	0
Atlanta AC	1907-08	1930-31	40	16	24
Atlanta JCC	1930-31	1930-31	1	1	0
Atlanta SemiPro	1936-37	1936-37	1	1	0
Atlanta YMCA	1924-25	1933-34	5	3	2
Auburn	1907-08	2010-11	176	#89	87
Augusta YMCA	1907-08	1927-28	5	5	0
Augusta College (State)	1982-83	2007-08	4	4	0
Baptist College	1978-79	1989-90	4	4	0
Belmont College	1979-80	2002-03	2	#1	0
Beth.-Cookman	1993-94	2004-05	2	2	0
Birmingham AC	1916-17	1918-19	3	3	0
Birm.-Southern	1984-85	1984-85	1	1	0
Boston College	1968-69	1968-69	1	0	1
Brigham Young	1969-70	1996-97	3	1	2
Brown	1966-67	1974-75	2	0	2
Bucknell	1972-73	1991-92	2	2	0
Buffalo	1948-49	1976-77	2	2	0
Buford SemiPro	1939-40	1939-40	2	2	0
California	2000-01	2002-03	2	#0	1
Camp Wheeler	1942-43	1942-43	2	0	2
Carson-Newman	1980-81	1980-81	2	2	0
Celtics	1931-32	1931-32	1	0	1
Central Florida	1986-87	1995-96	4	4	0
Central Wesleyan	1982-83	1982-83	1	1	0
Charleston Southern	1997-98	2010-11	3	3	0
Cherry Point USMC	1944-45	1944-45	1	0	1
Chicago University	1940-41	1940-41	1	1	0
Citadel	1958-59	1962-63	4	2	2
Clemson **/*	1912-13	2006-07	79	55	24
Coastal Carolina	2000-01	2000-01	1	1	0
Coll. of Charleston	1971-72	1998-99	3	3	0
Colorado	1991-92	2010-11	6	#7	1
Columbia Univ.	1952-53	1982-83	2	1	1
Columbus College	1986-87	1991-92	2	2	0
Columbus YMCA	1907-08	1924-25	12	5	7
Cornell	1985-86	1985-86	1	1	0
Dahlonoga	1925-26	1925-26	1	1	0
Davidson	1908-09	1970-71	4	1	3
Dayton	1973-74	1973-74	1	0	1
Delaware	1975-76	1975-76	1	1	0
Delaware State	2007-08	2007-08	1	1	0
Drake	1973-74	1983-84	2	1	1
Duquesne	1972-73	1972-73	1	0	1
East Carolina	1996-97	1998-99	3	3	0
East Tenn. State	1960-61	2007-08	3	1	2
Eastern Kentucky	2005-06	2010-11	2	2	0
Eastern Michigan	2008-09	2008-09	1	1	0
Eckerd	1979-80	1979-80	1	1	0
Elon	2007-08	2007-08	1	1	0
Erskine	1937-38	1979-80	6	6	0
Evansville	1976-77	1976-77	1	1	0
Farleigh Dickinson	1975-76	1976-77	2	1	1
Fifth Regiment	1910-11	1910-11	1	1	0
Florida	1923-24	2010-11	203	#98	105
Florida A&M	2003-04	2005-06	2	2	0
Florida Atlantic	2003-04	2009-10	2	2	0
Florida State	1951-52	1981-82	29	10	19
Fordham	2005-06	2005-06	1	1	0

Opponent	First Meeting	Last Meeting	Total Games	W	L
Fort Benning	1920-21	1942-43	5	3	2
Fort McPherson	1924-25	1926-27	3	3	0
Fresno State**	1997-98	2006-07	4	2	2
Furman	1919-20	2001-02	25	21	4
Gardner-Webb	2004-05	2006-07	2	2	0
Georgetown	1977-78	2001-02	2	1	1
Georgia College	1992-93	1992-93	1	1	0
Georgia Med. Coll.	1943-44	1943-44	2	2	0
Ga. Southern **	1934-35	2001-02	15	11	4
Georgia State	1982-83	2005-06	7	5	2
Georgia Tech	1905-06	2010-11	187	86	101
Gonzaga	2002-03	2007-08	4	#1	2
Grambling State	1999-00	2007-08	2	2	0
Gulf Refinery Co.	1927-28	1933-34	3	2	1
Hawaii	2001-02	2007-08	2	1	1
High Point	2010-11	2010-11	1	1	0
Hofstra	1978-79	1978-79	1	1	0
Howard	2005-06	2005-06	1	1	0
Idaho State	1978-79	1978-79	1	0	1
Illinois *	1940-41	2009-10	6	1	5
Indiana	1940-41	1976-77	3	0	3
Indiana State	2000-01	2000-01	1	1	0
Iowa**	1988-89	1997-98	2	1	1
Iowa State**	2003-04	2003-04	1	0	1
Jacksonville NAS	1944-45	1944-45	1	0	1
Jacksonville State	2007-08	2009-10	2	2	0
Jacksonville Univ.	1965-66	2006-07	8	8	0
Jacksonville YMCA	1922-23	1924-25	2	2	0
JPC Reds	1928-29	1929-30	2	2	0
Kansas	1992-93	1999-00	3	0	3
Kansas State *	1986-87	1986-87	1	0	1
Kennesaw State	2006-07	2008-09	2	2	0
Kentucky	1920-21	2010-11	138	#25	113
LaSalle	1969-70	1988-89	5	3	2
Lawson Gen. Hosp.	1942-43	1944-45	5	3	2
Lenoir Rhyne	1979-80	1979-80	1	1	0
Long Beach State	1988-89	1988-89	1	1	0
Long Island	1991-92	1998-99	2	2	0
Louisiana College	1973-74	1973-74	1	1	0
Loyola of Chicago	1986-87	2008-09	2	1	1
LSU	1919-20	2010-11	101	#41	60
Louisiana Tech	1977-78	1977-78	1	1	0
Louisville	1977-78	1999-00	2	1	1
Macon YMCA	1918-19	1925-26	6	4	2
Manhattan	2010-11	2010-11	1	1	0
Marist	1994-95	1994-95	1	1	0
Marshall	1998-99	1999-00	2	1	1
Maryland **	1923-24	1996-97	7	5	2
Maryville	1912-13	1912-13	1	1	0
Marquette	1974-75	1974-75	1	0	1
Memphis State	1986-87	1996-97	2	1	1
Mercer	1906-07	2010-11	75	52	23
Miami (Fla.)	1985-86	1992-93	3	2	1
Miami (Ohio)	2001-02	2001-02	1	1	0
Michigan	1983-84	1984-85	2	0	2
Mid. Tenn. State **	1983-84	1987-88	2	1	1
Minnesota	1993-94	2002-03	5	1	4
Mississippi	1927-28	2010-11	105	#66	39
Mississippi State	1931-32	2010-11	101	#50	51
Miss. Valley State	2008-09	2010-11	2	2	0
Missouri*	2000-01	2009-10	3	0	3
Murray State*	2001-02	2001-02	1	1	0
Nashville Ramblers	1914-15	1916-17	2	2	0
Navy	1963-64	1963-64	1	0	1
Nebraska**	1985-86	1994-95	2	1	1
Nevada	2004-05	2005-06	2	0	2
Newberry	1920-21	1920-21	1	1	0
New Holland AC	1929-30	1930-31	2	2	0
New Mexico	1988-89	1988-89	1	0	1
New Orleans	1973-74	2009-10	3	3	0
New York Univ.	1948-49	1948-49	1	0	1
Niagara	1946-47	1946-47	1	0	1
UNC-Asheville	1978-79	2009-10	4	4	0
North Carolina *	1917-18	1998-99	18	5	13
North Carolina A&T	2008-09	2008-09	1	1	0

OUTLOOK

PLAYERS

STAFF

OPPONENTS

REVIEW

RECORDS

HISTORY

MEDIA



All-Time Series Records

OUTLOOK
PLAYERS
STAFF
OPPONENTS
REVIEW
RECORDS
HISTORY
MEDIA

Opponent	First Meeting	Last Meeting	Total Games	W	L
N.C. State**	1923-24	2000-01	19	10	9
Northeastern	1981-82	1981-82	1	1	0
Northeast Louisiana	1974-75	1974-75	1	1	0
Northern Iowa	1983-84	1983-84	1	1	0
Notre Dame	1993-94	2010-11	2	0	2
Oglethorpe	1921-22	1959-60	6	6	0
Ohio State	1977-78	1977-78	1	1	0
Oklahoma	1987-88	1987-88	1	0	1
Old Dominion **	1968-69	2005-06	3	2	1
Oral Roberts	1980-81	1980-81	1	1	0
Oregon	1975-76	1975-76	1	0	1
Oregon State	2004-05	2005-06	2	1	1
Pacific	1993-94	1993-94	1	1	0
Pan American	1978-79	1978-79	1	1	0
Pennsylvania	1993-94	1993-94	1	0	1
Penn State**	1966-67	1997-98	3	2	1
Pepperdine	2000-01	2009-10	3	3	0
Pittsburgh *	1990-91	2003-04	5	#2	2
Presbyterian	1926-27	2008-09	8	8	0
Princeton	1988-89	1988-89	1	1	0
Purdue */**	1981-82	1995-96	4	1	3
Randolph-Macon	1982-83	1982-83	1	1	0
Rhode Island	1972-73	1972-73	1	1	0
Richmond	1990-91	1990-91	1	1	0
Robert Morris	1984-85	1984-85	1	1	0
Robins Field	1943-44	1943-44	2	1	1
Rockmart SemiPro	1940-41	1940-41	1	1	0
Rollins	1970-71	1978-79	3	2	1
Rome AC	1915-16	1915-16	1	1	0
Rutgers	1919-20	1919-20	1	0	1
St. John's *	1946-47	2009-10	3	1	2
St. Leo	1977-78	1977-78	1	1	0
St. Louis	2009-10	2010-11	2	2	0
St. Louis AC	1911-12	1911-12	1	1	0
Samford	2001-02	2001-02	1	1	0
San Francisco	1981-82	1981-82	1	0	1
Santa Clara	1992-93	2008-09	2	2	0
Savannah AC	1913-14	1924-25	4	3	1
Savannah Baptist	1924-25	1924-25	1	1	0
Savannah Prot.	1923-24	1923-24	1	1	0
Savannah State	2004-05	2005-06	2	2	0
Savannah YMCA	1920-21	1922-23	2	2	0
Seattle	1986-87	1986-87	1	1	0
Sewanee	1928-29	1971-72	10	10	0
Sinkwich's All-Stars	1942-43	1942-43	1	1	0
South Alabama **	1971-72	2003-04	5	#3	1
South Carolina	1921-22	2010-11	96	#49	47
South Carolina State	2006-07	2006-07	1	1	0
USC-Upstate	2008-09	2008-09	1	1	0
SE Christ.	1917-18	1919-20	2	2	0
Southern	1987-88	2006-07	2	2	0
Southern Bell	1926-27	1928-29	3	3	0
Southern Cal	1972-73	1972-73	1	1	0
Southern Mississippi	1974-75	1975-76	2	2	0
Southern Illinois*	2001-02	2001-02	1	0	1
SW Louisiana	1985-86	1987-88	2	1	1
Spring Hill	1954-55	1957-58	2	0	2
Stanford	1997-98	2000-01	2	0	2
Stetson	1929-30	2004-05	10	7	3
Syracuse*	1995-96	1995-96	1	0	1
Tampa	1950-51	1950-51	1	0	1
Temple **	1981-82	2010-11	2	1	1
Tennessee	1912-13	2010-11	144	#53	91
Tenn. State	1999-00	1999-00	1	1	0
UT-Chatt. ** *	1914-15	1996-97	32	28	4
Tennessee Tech	1991-92	1994-95	2	2	0
Texas *	1964-65	2002-03	11	6	5
Texas A&M-Corp. Chr.	2008-09	2008-09	1	0	1
Texas Christian	1965-66	1989-90	2	2	0
TNT	1931-32	1931-32	1	1	0
Towson	2003-04	2003-04	1	1	0
Trinity	1921-22	1921-22	1	1	0
Troy State	1976-77	1980-81	4	4	0
Tulane	1906-07	2007-08	30	16	14
Tulsa	1980-81	1980-81	1	1	0

Opponent	First Meeting	Last Meeting	Total Games	W	L
UCLA	1991-92	1992-93	2	0	2
Utah	2000-01	2000-01	1	1	0
Utah State	1985-86	1985-86	1	1	0
Valdosta State	1983-84	2006-07	3	3	0
Vanderbilt**	1913-14	2010-11	133	#49	84
Vermont	1973-74	1973-74	1	1	0
Villanova	1984-85	2000-01	4	2	2
Virginia	1925-26	1947-48	6	5	1
VMI	1925-26	1928-29	4	4	0
VCU *	1982-83	1982-83	1	1	0
Virginia Tech **	1963-64	2009-10	7	5	2
Wake Forest	1912-13	2007-08	6	4	2
Washington*	2010-11	2010-11	1	0	1
Washington & Lee	1917-18	1930-31	5	5	0
Washington State	1996-97	1996-97	1	1	0
West Virginia **	1992-93	1998-99	3	1	2
Western Carolina	1993-94	2005-06	5	5	0
Western Kentucky	1982-83	2008-09	8	5	3
Westminster AC	1925-26	1925-26	1	1	0
Whittier	1979-80	1979-80	1	1	0
Wichita State *	1984-85	1990-91	2	2	0
William & Mary	1932-33	1990-91	2	2	0
Winthrop	1993-94	2003-04	4	3	1
Wisconsin	1974-75	2007-08	4	2	2
Wisconsin-Milwaukee	2002-03	2002-03	1	#0	0
Wofford	1919-20	2009-10	8	7	1
Xavier*	1983-84	2010-11	3	1	2
Yale	1967-68	1984-85	2	2	0

* NCAA Opponent ** NIT Opponent
#One or more UGA victories vacated because of NCAA sanctions.

Georgia vs. The Major Conferences

Conference	First Meeting	Last Meeting	G	W	L
Atlantic Coast	1905-06	2009-10	352	181	171
Atlantic 10	1919-20	2010-11	11	6	5
Atlantic Sun	2001-02	2010-11	7	5	2
Big East	1946-47	2010-11	21	9	12
Big Eight	1985-86	1994-95	8	2	6
Big Sky	1978-79	1978-79	1	0	1
Big South	1978-79	2010-11	12	12	0
Big Ten	1940-41	2007-08	29	9	20
Big Twelve	1996-97	2009-10	14	8	6
Big West	1985-86	1993-94	3	3	0
Colonial Athletic	1932-33	2005-06	11	10	1
Conference USA	1996-97	2010-11	5	2	3
Great Midwest	1974-75	1987-88	4	2	2
Ivy League	1952-53	1993-94	9	5	4
MEAC	1993-94	2008-09	4	4	0
Metro	1906-07	1982-83	36	22	14
Mid-American	2001-02	2001-02	1	1	0
Midwestern Coll.	1969-70	1988-89	10	6	4
Missouri Valley	1973-74	2001-02	8	6	2
Mountain West	2000-01	2006-07	2	1	1
North Atlantic	1973-74	1981-82	3	3	0
Northeast	1975-76	1994-95	5	4	1
Ohio Valley	1983-84	2001-02	6	5	1
Pacific-10	1972-73	2010-11	12	3	9
Patriot League	1963-64	1991-92	3	2	1
Southeastern	1907-08	2008-09			
Southern	1908-09	2009-10	97	78	19
Southland	1974-75	1974-75	1	1	0
Southwest	1964-65	1993-94	9	5	4
Sun Belt	1965-66	2010-11	30	26	4
Trans-America	1906-07	2000-01	90	63	27
West Coast Ath.	2000-01	2009-10	7	5	2
Western Athletic	1969-70	2007-08	10	3	7

*Includes all meetings with current conference members



Series Records, 2011-12 Opponents


ALABAMA

- Alabama leads 90-47**
- Games in Athens: Alabama leads 29-27
- Games in Tuscaloosa: Alabama leads 49-12**
- Neutral-Site Games: Alabama leads 10-6
- SEC Tournament Games: Alabama leads 6-4

Year	Ga.-Ala.	Site
1921-22	17 - 20	(H)
1923-24	20 - 37	(SC)
1929-30	26 - 29	(SC)
1932-33	23 - 33	(H)
1933-34	17 - 51	(A)
1934-35	26 - 21	(H)
1936-37	28 - 42	(A)
1937-38	28 - 16	(H)
1938-39	31 - 26	(H)
1939-40	36 - 22	(A)
	21 - 33	(A)
	30 - 28	(N)
1940-41	37 - 42	(A)
1941-42	29 - 33	(H)
1942-43	25 - 47	(A)
1944-45	28 - 54	(A)
	59 - 61	(H)
1946-47	27 - 48	(A)
	45 - 53	(H)
1947-48	47 - 44	(H)(OT)
	47 - 48	(A)
1948-49	40 - 46	(A)
	43 - 49	(H)
1949-50	38 - 53	(A)
	52 - 51	(N-Louis)
1950-51	39 - 60	(A)
	53 - 56	(H)
1951-52	53 - 51	(H)
	56 - 74	(A)
1952-53	75 - 85	(H)
	63 - 67	(A)
1953-54	70 - 76	(H)
	76 - 112	(A)
1954-55	74 - 101	(H)
	77 - 98	(A)
1955-56	75 - 99	(H)
	69 - 94	(A)
1956-57	73 - 89	(A)
	64 - 52	(H)
1957-58	58 - 72	(H)
	64 - 68	(A)
1958-59	80 - 79	(N-Col.)
	65 - 71	(A)
1959-60	70 - 58	(N-Col.)
	60 - 64	(A)(OT)
1960-61	65 - 57	(N-Col.)
	51 - 55	(A)
1961-62	55 - 67	(N-Col.)
	72 - 79	(A)
1962-63	68 - 72	(N-Sav.)
	61 - 67	(A)
	59 - 61	(H)
1963-64	49 - 47	(H)
	70 - 72	(A)
1964-65	67 - 72	(H)(2OT)
1965-66	60 - 68	(A)

1966-67	73 - 66	(A)
	68 - 50	(H)
1967-68	95 - 73	(H)
	95 - 83	(A)
1968-69	80 - 73	(A)
	87 - 78	(H)
1969-70	78 - 57	(H)
	86 - 94	(A)
1970-71	71 - 70	(A)
	84 - 76	(H)
1971-72	91 - 99	(H)
	73 - 101	(A)
1972-73	67 - 78	(A)
	70 - 78	(H)
1973-74	71 - 86	(H)
	74 - 99	(A)
1974-75	68 - 92	(A)
	64 - 73	(H)
1975-76	67 - 69	(H)(OT)
	76 - 87	(A)
1976-77	74 - 78	(H)(OT)
	68 - 78	(A)
1977-78	71 - 70	(H)(OT)
	66 - 67	(A)
1978-79	71 - 83	(H)
	59 - 67	(A)
1979-80	68 - 65	(A)
	64 - 66	(H)(OT)
1980-81	71 - 83	(H)
	74 - 91	(A)
	88 - 80	(N)
1981-82	66 - 81	(A)
	85 - 99	(H)
	74 - 85	(N)
1982-83	67 - 64	(H)
	71 - 73	(A)
1983-84	60 - 65	(A)
	82 - 69	(H)
1984-85	74 - 87	(A)
	74 - 70	(H)
	53 - 74	(N)
1985-86	88 - 80	(H)
	54 - 57	(A)
	59 - 79	(N)
1986-87	70 - 71	(H)
	74 - 83	(A)(OT)
1987-88	59 - 57	(A)
	67 - 54	(H)
1988-89	65 - 60	(H)
	62 - 80	(A)
1989-90	62 - 79	(A)
	75 - 64	(H)
1990-91	62 - 67	(A)
	73 - 68	(H)
1991-92	65 - 68	(H)
1992-93	73 - 70	(A)
1993-94	77 - 78	(H)
1994-95	72 - 58	(A)
	57 - 68	(N)
1995-96	68 - 55	(H)
1996-97	83 - 74	(A)
1997-98	78 - 71	(H)
1998-99	59 - 58	(A)
	58 - 65	(N)
1999-00	75 - 59	(H)
2000-01	68 - 76	(A)
2001-02	72 - 77	(H)
2002-03	74 - 69**	(A)
2003-04	45 - 47	(H)

Georgia and Alabama have met 10 times during the South-eastern Conference Tournament, most recently in 2011.



2004-05	47 - 75	(A)
2005-06	88 - 79	(H)
2006-07	76 - 78	(A)
2007-08	61 - 54	(H)
2008-09	70 - 75	(A)
2009-10	76 - 70	(H)
2010-11	57 - 65	(A)
	59 - 65	(N) (OT)

**2003 win later vacated because of NCAA sanctions.



ARKANSAS

- Arkansas leads 16-12**
- Games in Athens: Georgia leads 6-4**
- Games in Fayetteville: Arkansas leads 6-3**
- Neutral-Site Games: Arkansas leads 6-3
- SEC Tournament Games: Arkansas leads 5-3

Year	Ga.-Ark.	Site
1991-92	87 - 78	(H)
	60 - 73	(N)
1992-93	79 - 97	(A)
	60 - 65	(N)
1993-94	65 - 74	(H)
	83 - 95	(N)
1994-95	82 - 84	(A)
1995-96	71 - 59	(H)
1996-97	74 - 79	(A)
	65 - 63	(N)
1997-98	86 - 70	(H)
1998-99	79 - 82	(A)
1999-00	54 - 74	(H)
	64 - 71	(N)
2000-01	57 - 72	(A)
2001-02	81 - 67**	(H)
2002-03	81 - 64**	(A)

2003-04	71 - 50	(H)
2004-05	47 - 62	(A)
2005-06	57 - 74	(H)
	67 - 80	(N)
2006-07	67 - 64	(A)
2007-08	82 - 69	(H)
	66 - 57	(N)
2008-09	67 - 89	(A)
2009-10	68 - 72	(H)
	78 - 64	(N)
2010-11	60 - 59	(A)

**Wins in 2002 and 2003 later vacated because of NCAA sanctions.



AUBURN

- Georgia leads 89-87**
- Games in Athens: Georgia leads 58-22**
- Games in Auburn: Auburn leads 56-22
- Neutral-Site Games: Series is tied 9-9
- SEC Tournament Games: Georgia 6, Auburn 3

Year	Ga.-Aub.	Site
1907-08	20 - 34	
1908-09	48 - 37	
1909-10	40 - 35	(H)
	21 - 56	(A)
1910-11	26 - 24	
1911-12	40 - 19	
1912-13	92 - 12	(H)
1913-14	80 - 16	(H)
	46 - 15	(A)
1915-16	81 - 14	
	45 - 18	
1916-17	90 - 18	
1918-19	20 - 25	

OUTLOOK

PLAYERS

STAFF

OPPONENTS

REVIEW

RECORDS

HISTORY

MEDIA



Series Records, 2011-12 Opponents

OUTLOOK
PLAYERS
STAFF
OPPONENTS
REVIEW
RECORDS
HISTORY
MEDIA

1919-20	22 - 35	
	31 - 15	(H)
	29 - 32	(A)
1920-21	31 - 22	(A)
	29 - 23	(H)
	32 - 24	(N)
1921-22	39 - 15	
	31 - 17	
1922-23	35 - 29	
	16 - 45	
1923-24	32 - 17	
	33 - 18	
1924-25	40 - 17	
	37 - 21	
1925-26	49 - 28	(H)
1927-28	25 - 28	(A)
1928-29	39 - 31	(H)
	42 - 24	(N)
1929-30	43 - 35	
1930-31	30 - 27	
	31 - 27	(N)
1931-32	24 - 26	
1932-33	22 - 21	
1933-34	21 - 30	
1934-35	33 - 29	
1935-36	26 - 33	
	26 - 43	
1936-37	21 - 19	
1937-38	27 - 34	
1938-39	43 - 21	
	29 - 34	
1939-40	32 - 28	
	48 - 47	
	48 - 41	
1940-41	39 - 43	
	36 - 31	
1941-42	28 - 32	
	41 - 53	
1942-43	32 - 47	
	51 - 31	
1944-45	59 - 50	
	59 - 43	
1945-46	38 - 37	
	37 - 40	
1946-47	44 - 40	
	60 - 45	
1947-48	41 - 52	
	74 - 36	
1948-49	55 - 52	(H)
	47 - 53	(A)
1949-50	54 - 67	
	46 - 55	
1950-51	68 - 69	(A)(OT)
	49 - 61	(H)
1951-52	48 - 62	(H)
	51 - 65	(A)
1952-53	49 - 71	(H)
	59 - 64	(H)
	68 - 79	(A)
1953-54	73 - 75	(H)
	66 - 81	(H)
	61 - 80	(A)
1954-55	88 - 83	(H)
	76 - 78	(A)
1955-56	59 - 60	(H)
	80 - 96	(A)
1956-57	75 - 72	(H)
	66 - 73	(A)
1957-58	62 - 90	(H)
	73 - 75	(A)
1958-59	61 - 81	(H)

	69 - 95	(A)
1959-60	68 - 59	(H)
	45 - 72	(A)
1960-61	68 - 78	(H)
	69 - 73	(A)
1961-62	47 - 83	(H)
	49 - 74	(A)
1962-63	62 - 78	(H)
	67 - 70	(A)
1963-64	77 - 85	(H)
	71 - 67	(A)
1964-65	65 - 95	(A)
	62 - 60	(H)
1965-66	83 - 74	(H)
	63 - 74	(A)
1966-67	64 - 73	(A)
	49 - 62	(H)
1967-68	76 - 74	(H)
	56 - 62	(A)
1968-69	74 - 69	(H)
	85 - 84	(A)
1969-70	68 - 64	(A)
	71 - 67	(H)
1970-71	58 - 79	(H)
	77 - 76	(A)
1971-72	93 - 99	(A)
	79 - 72	(H)
1972-73	84 - 72	(H)
	68 - 64	(A)
1973-74	85 - 82	(H)
	84 - 97	(A)
1974-75	64 - 65	(A)
	93 - 90	(H)(OT)
1975-76	70 - 94	(H)
	79 - 88	(A)
1976-77	71 - 95	(H)
	74 - 83	(A)
1977-78	69 - 76	(H)
	80 - 81	(A)
1978-79	77 - 84	(H)
	68 - 73	(A)
1979-80	53 - 58	(H)
	65 - 69	(A)
	71 - 79	(N)(4OT)
1980-81	67 - 63	(H)
	76 - 65	(A)
1981-82	74 - 82	(A)
	57 - 56	(H)
1982-83	64 - 66	(A)
	67 - 60	(H)
1983-84	90 - 86	(H)
	63 - 81	(A)
1984-85	97 - 80	(H)
	86 - 84	(A)
1985-86	69 - 84	(A)
	86 - 87	(H)(OT)
1986-87	58 - 62	(A)(OT)
	75 - 71	(H)
1987-88	87 - 68	(H)
	57 - 64	(A)
	65 - 60	(N)
1988-89	75 - 62	(A)
	80 - 76	(H)
1989-90	88 - 75	(H)
	94 - 79	(A)
1990-91	58 - 59	(H)(2OT)
	73 - 68	(A)
1991-92	84 - 89	(A)
1992-93	96 - 69	(H)
1993-94	83 - 80	(A)(OT)
1994-95	83 - 77	(H)
1995-96	86 - 89	(A)

1996-97	53 - 48	(H)
1997-98	62 - 73	(A)
1998-99	74 - 85	(H)
1999-00	52 - 67	(A)
2000-01	85 - 80	(H)(OT)
2001-02	72 - 75	(A)
2002-03	85 - 79**	(H)
2003-04	54 - 57	(A)
	73 - 59	(N)
2004-05	57 - 45	(H)
2005-06	65 - 66	(A)
2006-07	86 - 79	(H)
	80 - 65	(N)
2007-08	59 - 54	(A)
2008-09	59 - 71	(H)
2009-10	63 - 82	(A)
2010-11	81 - 72	(H)(OT)
	69 - 51	(N)

**Win later vacated because of NCAA sanctions.



BOWLING GREEN

First Meeting



CALIFORNIA

- Series is tied 1-1
- Games in Athens: 0-0
- Games in Berkeley: 0-0
- Neutral-Site Games: Series is tied 1-1

Year	Ga.-UC	Site
2000-01	64 - 85	(N)
2002-03	78 - 73	(N)(OT)



CINCINNATI

First Meeting



COLORADO

- Georgia leads series 6-1
- Games in Athens: 4-0
- Games in Boulder: 2-1
- Neutral-Site Games: 0-0

Year	Ga.-CU	Site
1991-92	58 - 69	(A)
1992-93	75 - 63	(H)
1996-97	62 - 52	(H)
1997-98	84 - 73	(A)
2001-02	81 - 73	(H)
2002-03	71 - 70	(A)
2010-11	83 - 74	(H)



DELAWARE STATE

First Meeting



FLORIDA

Florida leads 105-98**

- Games in Athens: Georgia leads 61-36**
- Games in Gainesville: Florida leads 60-33**
- Neutral-Site Games: Florida leads 9-4
- SEC Tournament Games: Florida 3, Georgia 1

Year	Ga.-UF	Site
1923-24	43 - 24	(H)
1925-26	55 - 27	(H)
1926-27	32 - 33	(H)
1927-28	37 - 35	(A)
	40 - 30	(A)
1928-29	48 - 26	(H)
	48 - 32	(H)
1929-30	35 - 34	(H)(OT)
1930-31	32 - 29	(A)
	47 - 29	(A)
	38 - 23	(H)
	33 - 32	(H)
1931-32	38 - 33	(A)
	27 - 47	(A)
	36 - 20	(H)
	39 - 20	(H)
1932-33	37 - 34	(H)
	32 - 33	(H)
	22 - 25	(A)
	39 - 40	(A)
1933-34	20 - 46	(H)
	32 - 24	(H)
	35 - 37	(A)
	27 - 47	(A)
1934-35	27 - 29	(H)
	34 - 30	(H)
	25 - 29	(A)
	45 - 47	(A)
1935-36	37 - 28	(A)
	43 - 32	(A)
	40 - 32	(H)
	27 - 22	(H)
1936-37	31 - 30	(A)
	18 - 36	(A)
	36 - 19	(H)
	28 - 27	(H)
1937-38	34 - 31	(H)
	32 - 38	(A)(OT)
	36 - 41	(H)
	28 - 27	(H)
1938-39	15 - 26	(A)
	25 - 18	(A)
	42 - 32	(H)
	43 - 18	(H)
1939-40	36 - 45	(A)
	25 - 36	(A)
	46 - 36	(H)
	54 - 37	(H)
1940-41	34 - 39	(A)
	42 - 44	(A)
	46 - 40	(H)
	44 - 46	(H)



Series Records, 2011-12 Opponents

1941-42	42 - 33	(A)
	28 - 29	(A)
	27 - 26	(H)
	39 - 27	(H)
1944-45	28 - 46	(A)
	36 - 52	(H)
1945-46	57 - 65	(H)
	44 - 41	(A)
1946-47	47 - 50	(A)
	59 - 43	(H)
1947-48	55 - 52	(A)
	38 - 46	(A)
	56 - 44	(H)
1948-49	59 - 48	(A)
	63 - 39	(H)
	49 - 55	(H)
1949-50	49 - 54	(A)
	57 - 48	(A)
	77 - 52	(H)
1950-51	66 - 48	(H)
	75 - 58	(A)
1951-52	47 - 62	(N-Jax)
	55 - 74	(H)
	60 - 74	(A)
1952-53	61 - 58	(H)
	73 - 79	(A)
1953-54	84 - 72	(N)
	64 - 76	(A)
	76 - 80	(H)
1954-55	68 - 81	(A)
	69 - 61	(H)
1955-56	93 - 73	(H)
	69 - 82	(A)
1956-57	69 - 62	(A)
	65 - 85	(H)
1957-58	66 - 60	(H)
	63 - 76	(N)
	73 - 90	(A)
1958-59	66 - 63	(A)
	55 - 58	(N-Jax)
	85 - 67	(H)
1959-60	75 - 61	(H)
	75 - 73	(A)
1960-61	58 - 73	(N-Jax)
	68 - 90	(N-Jax)
	74 - 78	(H)
1961-62	78 - 72	(N-Sav)
	78 - 105	(A)
1962-63	58 - 90	(A)
	79 - 77	(H)
1963-64	59 - 57	(A)
	64 - 69	(H)
1964-65	74 - 83	(H)
	66 - 90	(A)
1965-66	52 - 65	(H)
	49 - 59	(A)
1966-67	64 - 78	(N-Jax)
	61 - 63	(H)
	63 - 96	(A)
1967-68	63 - 90	(A)
	97 - 83	(H)
1968-69	77 - 82	(N)
	69 - 73	(H)
	78 - 96	(A)
1969-70	68 - 64	(A)
	85 - 69	(H)
1970-71	79 - 88	(H)
	62 - 61	(A)
1971-72	74 - 63	(A)
	75 - 72	(H)
1972-73	81 - 78	(H)
	72 - 77	(A)
1973-74	75 - 71	(A)

	74 - 87	(H)
1974-75	69 - 83	(H)
	65 - 66	(A)
1975-76	87 - 79	(H)
	84 - 98	(A)
1976-77	76 - 101	(H)
	71 - 84	(A)
1977-78	57 - 54	(H)
	68 - 86	(A)
1978-79	76 - 64	(H)
	63 - 62	(A)(OT)
1979-80	52 - 57	(A)
	76 - 48	(H)
1980-81	90 - 74	(H)
	87 - 64	(A)
1981-82	73 - 67	(A)
	87 - 73	(H)
1982-83	83 - 79	(A)
	80 - 65	(H)
1983-84	69 - 77	(H)
	64 - 70	(A)
1984-85	71 - 60	(A)
	80 - 56	(H)
1985-86	89 - 69	(H)
	70 - 71	(A)
1986-87	80 - 87	(H)
	52 - 66	(A)
1987-88	70 - 87	(A)
	71 - 65	(H)
	72 - 70	(N)
1988-89	66 - 80	(H)
	60 - 65	(A)
	61 - 62	(N)
1989-90	69 - 97	(A)
	70 - 65	(H)
1990-91	79 - 54	(H)
	75 - 90	(A)
1991-92	71 - 63	(H)
	69 - 60	(A)
1992-93	77 - 81	(H)(OT)
	79 - 82	(A)
1993-94	78 - 100	(H)
	79 - 91	(A)
1994-95	66 - 82	(H)
	101 - 85	(A)
1995-96	71 - 46	(H)
	86 - 70	(A)
1996-97	77 - 70	(H)(OT)
	88 - 76	(A)
1997-98	77 - 82	(A)
	87 - 77	(H)
1998-99	62 - 72	(A)
	64 - 75	(H)
1999-00	66 - 85	(A)
	68 - 90	(H)
2000-01	75 - 72	(A)
	71 - 82	(H)
2001-02	84 - 79**	(A)
	70 - 85	(H)
2002-03	63 - 66	(A)
	82 - 81**	(H)
2003-04	76 - 62	(H)
	55 - 63	(A)
2004-05	47 - 70	(A)
	38 - 50	(H)
2005-06	72 - 90	(H)
	66 - 77	(A)
2006-07	51 - 67	(A)
	61 - 71	(H)
	57 - 74	(N)
2007-08	67 - 77	(A)
	64 - 77	(H)
2008-09	57 - 83	(A)

	88 - 86	(H)
2009-10	71 - 87	(A)
	78 - 76	(H)
2010-11	91 - 104	(H)(2OT)
	62 - 71	(A)

**Wins in 2002 & 2003 later vacated because of NCAA sanctions.



FURMAN

Georgia leads 21-4

• Games in Athens:

Georgia leads 12-1

• Games in Greenville:

Georgia leads 9-3

Year	Ga.-FU	Site
1919-20	43 - 23	(A)
1920-21	69 - 25	(H)
1921-22	32 - 22	(A)
1922-23	48 - 28	(A)
1923-24	34 - 20	(A)
	50 - 27	(H)
1924-25	39 - 26	(A)
1925-26	43 - 34	(A)
1926-27	39 - 20	(H)
1927-28	46 - 23	(H)
1929-30	22 - 24	(A)
1947-48	74 - 66	(H)
	49 - 44	(A)
1948-49	74 - 45	(H)
	56 - 71	(A)
1952-53	74 - 96	(A)
1967-68	94 - 80	(H)
1968-69	97 - 71	(H)
1975-76	97 - 76	(H)
1976-77	87 - 83	(A)
1977-78	83 - 92	(H)
1996-97	91 - 67	(H)
1998-99	63 - 47	(H)
1999-00	86 - 84	(A)(OT)
2001-02	75 - 62	(H)



GEORGIA TECH

Ga. Tech leads series 100-86

• Games in Athens:

Georgia leads 51-28

• Games on Tech campus:

Ga. Tech leads 59-25

• Neutral-Site Games:

Ga. Tech leads 13-10

Year	Ga.-GT	Site
1905-06	13 - 27	(H)
	11 - 12	(OT)
1908-09	78 - 9	(H)
	69 - 13	
1912-13	71 - 12	(H)
	35 - 20	
1913-14	58 - 8	(H)
	29 - 24	
1920-21	26 - 21	(A)
1922-23	22 - 27	(A)

1924-25	25 - 30	(A)
	34 - 24	(H)
1925-26	25 - 30	(A)
	33 - 29	(H)
	34 - 19	(A)
1926-27	35 - 36	(H)(OT)
	27 - 33	(A)
	25 - 36	(H)
1927-28	33 - 30	(A)
	35 - 36	(H)
	26 - 28	(A)
1928-29	37 - 38	(A)
	27 - 25	(H)
1929-30	26 - 23	(A)
	25 - 23	(A)
	35 - 31	(A)
1930-31	39 - 30	(H)
	19 - 37	(A)
	44 - 15	(H)
1931-32	20 - 30	(A)
	25 - 15	(H)
	22 - 25	(A)
1932-33	30 - 25	(H)
	16 - 26	(A)
	30 - 32	(H)
1933-34	25 - 33	(H)
	37 - 33	(A)
	28 - 27	(A)
	33 - 19	(H)
1934-35	33 - 23	(H)
	27 - 32	(A)
	39 - 49	(H)(OT)
1935-36	21 - 29	(A)
	22 - 24	(H)
1936-37	20 - 34	(H)
	22 - 42	(A)
1937-38	28 - 51	(A)
	27 - 29	(H)
1938-39	32 - 26	(H)
	41 - 29	(A)
1939-40	46 - 31	(A)
	40 - 31	(H)
1940-41	31 - 27	(H)
	44 - 52	(A)
1941-42	29 - 49	(A)
	38 - 37	(H)
1942-43	31 - 58	(H)
	20 - 39	(A)
1943-44	39 - 42	(H)
	44 - 71	(A)
1944-45	38 - 70	(A)
	42 - 69	(H)
	49 - 68	(N)
1945-46	50 - 40	(H)
	46 - 43	(A)
	36 - 30	(N)
1946-47	44 - 51	(H)
	46 - 70	(A)
1947-48	58 - 68	(H)
	64 - 73	(H)
	65 - 58	(H)
	57 - 60	(N)
1948-49	74 - 60	(A)(OT)
	49 - 56	(H)
	58 - 60	(A)
1949-50	67 - 55	(H)
	51 - 56	(A)
	73 - 72	(H)
1950-51	50 - 56	(A)
	77 - 66	(H)
	54 - 53	(A)
1951-52	72 - 64	(H)
	73 - 79	(A)

OUTLOOK

PLAYERS

STAFF

OPPONENTS

REVIEW

RECORDS

HISTORY

MEDIA



Series Records, 2011-12 Opponents

OUTLOOK
PLAYERS
STAFF
OPPONENTS
REVIEW
RECORDS
HISTORY
MEDIA

1952-53	54 - 71 (N-Jax)	79 - 87 (H)
	70 - 57 (H)	1967-68 78 - 86 (A)
	73 - 58 (A)	89 - 76 (H)
1953-54	66 - 64 (N)	1968-69 84 - 74 (H)
	69 - 61 (H)	66 - 73 (A)
	63 - 80 (A)	1969-70 80 - 92 (A)
1954-55	54 - 75 (A)	74 - 69 (H)
	67 - 66 (A) (2OT)	1970-71 88 - 97 (H)
1955-56	62 - 75 (A)	77 - 90 (A)
	68 - 72 (H)	1971-72 78 - 82 (A)
	72 - 81 (H)	93 - 78 (H)
1956-57	53 - 80 (A)	1972-73 87 - 78 (H)
	65 - 67 (H)	67 - 77 (A)
	60 - 74 (A)	1973-74 75 - 66 (A)
1957-58	69 - 68 (A)	95 - 97 (H)
	59 - 72 (A)	1974-75 86 - 67 (H)
	62 - 59 (H)	77 - 73 (A)
1958-59	66 - 73 (A)	1975-76 57 - 59 (A)
	62 - 66 (H)	69 - 63 (H)
	62 - 82 (A)	1976-77 43 - 64 (H)
1959-60	65 - 83 (A)	60 - 51 (A)
	64 - 80 (A)	1977-78 58 - 75 (A)
	68 - 69 (H)	68 - 64 (H)
1960-61	56 - 74 (A)	1978-79 51 - 75 (A)
	51 - 54 (N-Jax)	56 - 55 (H)
	80 - 89 (H)	1979-80 66 - 59 (H)
	71 - 83 (A)	38 - 40 (A)
1961-62	70 - 67 (A)	1980-81 55 - 38 (A)
	62 - 68 (H)	65 - 51 (H)
	68 - 61 (A)	1981-82 62 - 61 (H)
1962-63	70 - 72 (H)	53 - 42 (A)
	58 - 66 (A)	1982-83 82 - 67 (A)
1963-64	65 - 73 (A)	1983-84 64 - 62 (N)
	55 - 71 (A)	1984-85 60 - 59 (N)
	81 - 68 (H)	1985-86 65 - 89 (N)
1964-65	79 - 66 (H)	1986-87 66 - 72 (N)
	62 - 73 (A)	1987-88 77 - 78 (N)
	91 - 66 (H)	1988-89 80 - 69 (N)
1965-66	76 - 65 (A)	1989-90 89 - 92 (N)
	56 - 89 (A)	1990-91 105 - 112 (N)(3OT)
	67 - 61 (H)	1991-92 66 - 65 (N)
1966-67	89 - 87 (H)	1992-93 67 - 75 (N)
	53 - 75 (A)	1993-94 69 - 72 (N)

1994-95	78 - 86 (N)
1995-96	94 - 70 (H)
1996-97	61 - 62 (A)
1997-98	77 - 71 (H)
1998-99	79 - 84 (A)(OT)
1999-00	70 - 68 (H)
2000-01	75 - 70 (A)
2001-02	95 - 82 (H)
2002-03	77 - 83 (A)
2003-04	83 - 80 (H) (2OT)
2004-05	49 - 87 (A)
2005-06	91 - 75 (H)
2006-07	69 - 78 (A)
2007-08	79 - 72 (H)
2008-09	62 - 67 (A)
2009-10	73 - 66 (H)
2010-11	73 - 72 (A)

1964-65	82 - 102 (H)
	64 - 96 (A)
1965-66	65 - 69 (H)(2OT)
	50 - 74 (A)
1966-67	49 - 40 (H)
	76 - 101 (H)
1967-68	73 - 104 (A)
	87 - 106 (H)
1968-69	68 - 88 (A)
	77 - 85 (H)
1969-70	71 - 72 (H)
	86 - 116 (A)
1970-71	66 - 79 (A)
	95 - 107 (H)
1971-72	85 - 73 (H)
	63 - 87 (A)
1972-73	68 - 89 (A)
	86 - 99 (H)
1973-74	74 - 80 (A)
	72 - 86 (H)
1974-75	77 - 96 (H)
	61 - 75 (A)
1975-76	76 - 92 (A)
	86 - 81 (H)
1976-77	59 - 64 (A)(OT)
	54 - 72 (H)
1977-78	73 - 90 (A)
	67 - 78 (H)
1978-79	64 - 73 (A)
	74 - 90 (H)
1979-80	69 - 95 (H-Atl)
	49 - 56 (A)
1980-81	62 - 76 (A)
	68 - 71 (H)(2OT)
1981-82	66 - 68 (H)
	73 - 82 (A)
1982-83	70 - 63 (H)
	72 - 81 (A)
1983-84	40 - 64 (A)
	64 - 66 (H)
	79 - 92 (N)
1984-85	81 - 73 (H)
	79 - 77 (A)
1985-86	69 - 74 (A)
	75 - 80 (H)
1986-87	69 - 65 (A)
	79 - 71 (H)
1987-88	77 - 84 (N)
	72 - 80 (A)
	57 - 62 (N)
1988-89	65 - 76 (A)
	84 - 72 (H)
1989-90	106 - 91 (H)
	77 - 88 (A)
1990-91	80 - 81 (H)
	84 - 96 (A)
1991-92	66 - 78 (A)
	73 - 84 (H)
1992-93	59 - 74 (H)
	70 - 86 (A)
1993-94	94 - 90 (H) (OT)
	59 - 80 (A)
1994-95	71 - 83 (A)
	74 - 97 (H)
1995-96	77 - 82 (H)
	86 - 73 (A)
1996-97	65 - 86 (H)
	57 - 82 (A)
	68 - 95 (N)
1997-98	79 - 90 (H)
	74 - 85 (A)
1998-99	83 - 91 (H)(OT)
	71 - 92 (A)



KENTUCKY

- Kentucky leads 113-25****
- Games in Athens: **Kentucky leads 38-16****
- Games in Lexington: **Kentucky leads 57-5****
- Neutral-Site Games: **Kentucky leads 18-4**
- SEC Tournament Games: **Kentucky leads 8-1**

Year	Ga. - UK	Site
1920-21	19 - 20	(SIAA)
1922-23	23 - 19	(A)
1924-25	28 - 24	(H)
1925-26	18 - 22	(H)
	32 - 31	(SC)
	34 - 39	(SC)
1927-28	16 - 31	(SC)
1928-29	16 - 31	(SC)
1929-30	21 - 22	(H)(OT)
	23 - 36	(A)
1930-31	25 - 16	(H)
1939-40	43 - 51	(SEC)
1941-42	26 - 51	(H)
	38 - 55	(A)
1942-43	28 - 60	(H)
	30 - 59	(SEC)
1943-44	29 - 57	(SEC)
1944-45	37 - 73	(H)
1946-47	45 - 84	(H)
	40 - 81	(A)
1947-48	51 - 88	(H)
1948-49	40 - 95	(A)
1949-50	71 - 60	(H)
	56 - 88	(A)
	63 - 79	(SEC)
1950-51	41 - 88	(A)
1951-52	55 - 95	(N-LV)
1953-54	55 - 106	(A)
	68 - 100	(N-LV)
1954-55	40 - 86	(A)
1955-56	66 - 143	(N-LV)
1956-57	53 - 84	(A)
1957-58	55 - 74	(N)
1958-59	55 - 108	(A)
1959-60	60 - 84	(N)
1960-61	67 - 74	(A)
1961-62	59 - 86	(N)
1962-63	67 - 74	(A)
1963-64	83 - 103	(H)



The visitor has won just twice in 16 on-campus meetings between Georgia and Georgia Tech since 1995: Georgia in 2000 and again last season.



Series Records, 2011-12 Opponents



1999-00	69 - 75	(H)
	64 - 70	(A)
2000-01	63 - 67	(A)
	70 - 85	(H)
2001-02	88 - 84**	(A)
	78 - 69**	(H)
2002-03	67 - 87	(A)
	66 - 74	(H)
2003-04	65 - 57	(A)
	74 - 68	(H)
	60 - 69	(N)
2004-05	55 - 76	(H)
	51 - 60	(A)
2006-06	55 - 69	(H)
	61 - 68	(A)
2006-07	78-69 (OT)	(H)
	70 - 82	(A)
2007-08	58 - 63	(H)
	55 - 61	(A)
	60 - 56	(N) (OT)
2008-09	45 - 68	(H)
	90 - 85	(A)
2009-10	68 - 76	(A)
	68 - 80	(H)
2010-11	77 - 70	(H)
	60 - 66	(A)

**Both wins in 2002 later vacated because of NCAA sanctions.



LOUISIANA STATE

- LSU leads 60-41**
- Games in Athens: Georgia leads 25-21**
- Games in Baton Rouge: LSU leads 33-12**
- Neutral-Site Games: LSU leads 6-4
- SEC Tournament Games: LSU leads 4-3

Year	Ga.-LSU	Site
1919-20	34 - 15	(H)
1935-36	34 - 46	(A)
1938-39	26 - 50	(N)
1942-43	39 - 54	(H)
1945-46	41 - 60	(N)
1950-51	68 - 65	(H)
1951-52	60 - 98	(A)
1952-53	50 - 55	(H)
1953-54	62 - 97	(A)
	53 - 100	(A)
1954-55	76 - 70	(H)(OT)
1955-56	86 - 91	(H)
	56 - 72	(A)
1956-57	78 - 70	(H)
1957-58	59 - 56	(A)
1958-59	60 - 63	(N-Jax)
	66 - 79	(H)
1959-60	79 - 67	(N-Jax)
	77 - 81	(A)
1960-61	80 - 66	(H)
1961-62	57 - 76	(A)
1962-63	76 - 67	(H)(OT)
1963-64	63 - 81	(A)
1964-65	69 - 70	(H)
1965-66	82 - 59	(H)

1966-67	85 - 87	(A)
	78 - 65	(H)
1967-68	76 - 79	(H)
	78 - 73	(A)
1968-69	89 - 98	(A)
	80 - 90	(H)(2OT)
1969-70	86 - 88	(A)
	88 - 99	(H)
1970-71	76 - 97	(A)
	66 - 79	(H)
1971-72	115 - 95	(H)
	68 - 69	(A)
1972-73	66 - 62	(A)
	55 - 56	(H)
1973-74	83 - 90	(A)
	79 - 84	(H)
1974-75	89 - 90	(H)
	90 - 96	(A)(2OT)
1975-76	83 - 79	(A)
	75 - 70	(H)
1976-77	77 - 97	(A)
	69 - 75	(H)
1977-78	78 - 96	(A)
	68 - 89	(H)
1978-79	75 - 97	(A)
	93 - 88	(H)
1979-80	73 - 72	(H)(2OT)
	77 - 96	(A)
1980-81	65 - 78	(A)
	62 - 64	(H)
	68 - 60	(N)
1981-82	53 - 54	(H)
	57 - 51	(A)
1982-83	56 - 60	(A)
	59 - 70	(H)
1983-84	77 - 81	(H)
	68 - 69	(A)(OT)
1984-85	74 - 79	(H)
	59 - 58	(A)
1985-86	73 - 85	(A)
	92 - 76	(H)
1986-87	64 - 63	(A)(OT)
	63 - 57	(H)
	88 - 89	(N)(2OT)
1987-88	59 - 50	(H)
	62 - 63	(A)
1988-89	79 - 80	(H)
	83 - 97	(A)
1989-90	94 - 92	(A)(OT)
	86 - 85	(H)
1990-91	76 - 83	(A)
	86 - 89	(H)
1991-92	64 - 62	(A)
1992-93	81 - 78	(H)
1993-94	100 - 84	(A)
	83 - 70	(N)
1994-95	98 - 89	(H)
1995-96	85 - 82	(A)
1996-97	82 - 59	(H)
	75 - 54	(N)
1997-98	61 - 52	(A)
1998-99	59 - 57	(H)
1999-00	57 - 61	(A)
2000-01	68 - 63	(H)
	62 - 63	(N)
2001-02	55 - 54**	(A)
	76 - 78	(N)
2002-03	89 - 63**	(H)
2003-04	59 - 63	(A)

2004-05	79 - 95	(H)
2005-06	52 - 81	(A)
2006-07	57 - 54	(H)
2007-08	64 - 71	(A)
2008-09	62 - 80	(H)
2009-10	48 - 50	(A)
2010-11	73 - 53	(H)

**Wins later vacated because of NCAA sanctions.



MERCER

- Georgia leads 52-21
- Games in Athens: Georgia leads 34-9
- Games in Macon: Georgia leads 18-12

Year	Ga. - MU	Site
1906-07	65 - 11	(H)
1908-09	60 - 20	(H)
1910-11	26 - 28	(H)
	24 - 27	(H)
1911-12	41 - 27	(H)
	18 - 30	(H)
1914-15	36 - 19	(H)
	25 - 26	(H)
1916-17	51 - 19	(H)
	66 - 14	(H)
1917-18	24 - 15	(H)
	74 - 9	(H)
1919-20	30 - 15	(H)
	31 - 33	(H)
1920-21	26 - 7	(A)
	45 - 16	(H)
1921-22	18 - 27	(H)
	31 - 24	(A)
1922-23	11 - 31	(A)
	29 - 28	(H)
1923-24	20 - 34	(A)
	19 - 36	(A)
1925-26	37 - 36	(H)
1926-27	37 - 26	(A)
1929-30	41 - 27	(H)
1931-32	42 - 26	(A)
	31 - 25	(A)
1932-33	34 - 40	(A)
	40 - 38	(A)
1934-35	48 - 20	(H)
1936-37	37 - 33	(H)
	25 - 27	(A)
1937-38	47 - 38	(H)
	24 - 34	(H)
1939-40	51 - 41	(H)
1940-41	59 - 47	(H)
1943-44	44 - 57	(A)
	48 - 54	(H)
1944-45	36 - 51	(H)
	56 - 40	(A)
1947-48	80 - 62	(H)
	55 - 53	(A)
1948-49	78 - 59	(H)
	63 - 51	(A)
1949-50	63 - 57	(H)
	69 - 60	(A)

1950-51	64 - 51	(H)
	60 - 58	(A)
1951-52	61 - 66	(A)
	48 - 63	(H)
1952-53	63 - 68	(H)
	62 - 74	(A)
1954-55	95 - 75	(H)
	66 - 68	(A)
1955-56	75 - 72	(A)
	91 - 79	(A)
1956-57	88 - 77	(H)
	71 - 91	(A)
1957-58	69 - 76	(A)
1958-59	62 - 66	(A)
	71 - 59	(H)
1960-61	87 - 74	(A)
	66 - 46	(H)
1961-62	75 - 64	(H)
	85 - 72	(A)
1989-90	85 - 57	(H)
1990-91	117 - 50	(A)
1991-92	84 - 64	(H)
1992-93	88 - 79	(H)
1994-95	81 - 71	(A)
1995-96	95 - 68	(H)
1997-98	78 - 58	(H)
1998-99	96 - 61	(H)
2010-11	56 - 53	(A)



OLE MISS

- Georgia leads 66-38**
- Games in Athens: Georgia leads 37-11**
- Games in Oxford: Series is tied 24-24**
- Neutral-Site Games: Georgia leads 5-3
- SEC Tournament Games: Georgia leads 7-2

Year	Ga.-UM	Site
1927-28	37 - 44	(H)
	37 - 33	(H)
1939-40	45 - 41	(H)
	45 - 28	(N)
1940-41	53 - 46	(A)
1941-42	36 - 27	(H)
1942-43	36 - 27	(N)
1946-47	46 - 38	(A)
1947-48	74 - 66	(H)
1948-49	63 - 54	(A)
1949-50	70 - 52	(H)
	59 - 58	(A)
1950-51	59 - 41	(H)
1951-52	52 - 103	(A)
1952-53	75 - 77	(H)
1953-54	73 - 87	(N)
	66 - 80	(A)
1954-55	86 - 80	(H)
1955-56	65 - 105	(A)
1956-57	91 - 99	(H)
1957-58	63 - 81	(A)
1958-59	84 - 61	(H)
1959-60	63 - 65	(A)(OT)
1960-61	73 - 69	(H)
1961-62	75 - 79	(A)

OUTLOOK

PLAYERS

STAFF

OPPONENTS

REVIEW

RECORDS

HISTORY

MEDIA



Series Records, 2011-12 Opponents

OUTLOOK
PLAYERS
STAFF
OPPONENTS
REVIEW
RECORDS
HISTORY
MEDIA

1962-63	76 - 63	(H)
1963-64	72 - 80	(A)
1964-65	90 - 68	(H)
1965-66	91 - 71	(A)
1966-67	85 - 78	(H)
	67 - 75	(A)
1967-68	70 - 64	(A)
	111 - 77	(H)
1968-69	84 - 81	(H)
	85 - 82	(A)(OT)
1969-70	96 - 84	(A)
	94 - 79	(H)
1970-71	88 - 80	(H)
	72 - 76	(A)
1971-72	80 - 74	(A)
	79 - 69	(H)
1972-73	71 - 67	(H)
	62 - 69	(A)
1973-74	70 - 78	(H)
	55 - 59	(A)
1974-75	88 - 83	(A)
	87 - 93	(H)
1975-76	74 - 72	(A)
	70 - 68	(H)
1976-77	62 - 82	(A)
	92 - 76	(H)
1977-78	63 - 75	(A)
	57 - 56	(H)
1978-79	59 - 53	(A)
	63 - 82	(H)
1979-80	64 - 62	(A)
	77 - 65	(H)
1980-81	70 - 62	(H)
	62 - 64	(A)
	62 - 66	(N)
1981-82	54 - 56	(A)
	64 - 58	(H)
1982-83	68 - 53	(A)
	59 - 76	(H)
1983-84	70 - 51	(H)
	54 - 56	(A)(OT)
1984-85	81 - 51	(A)
	94 - 66	(H)
1985-86	91 - 75	(H)
	62 - 61	(A)
1986-87	68 - 82	(A)
	69 - 65	(H)
	65 - 63	(N)
1987-88	86 - 70	(H)
	72 - 75	(A)
1988-89	70 - 74	(H)(OT)
	79 - 88	(A)
1989-90	74 - 84	(A)
	107 - 83	(H)
1990-91	117 - 62	(A)
	72 - 62	(A)
1991-92	86 - 66	(H)
	85 - 66	(N)
1992-93	75 - 61	(A)
1993-94	69 - 85	(H)
1994-95	79 - 51	(A)
1995-96	74 - 38	(H)
1996-97	66 - 73	(A)
1997-98	70 - 68	(H)
	67 - 72	(N)
1998-99	76 - 85	(A)
1999-00	71 - 65	(H)
2000-01	70 - 66	(A)
2001-02	79 - 72**	(H)
2002-03	89 - 82**	(A)
2003-04	74 - 61	(H)

2004-05	54 - 59	(A)
2005-06	72 - 65	(H)
2006-07	49 - 67	(A)
2007-08	62 - 76	(H)
	97 - 95	(N)(OT)
2008-09	47 - 69	(A)
2009-10	76 - 80	(H)
2010-11	98 - 76	(A)

**Wins later vacated because of NCAA sanctions.



MISSISSIPPI STATE

Series is tied at 50**

• Games in Athens:

Georgia leads 27-17**

• Games in Starkville:

MSU leads 30-15**

• Neutral-Site Games:

Georgia leads 9-1

• SEC Tournament Games:

Georgia leads 8-2

Year	Ga.-MSU	Site
1931-32	48 - 26	(SIAA)
1945-46	45 - 44	(N)
1948-49	70 - 40	(H)
1949-50	40 - 51	(A)
1950-51	57 - 49	(H)
1951-52	55 - 88	(A)
1952-53	75 - 63	(H)
1953-54	60 - 75	(A)
1954-55	90 - 75	(H)
1955-56	71 - 83	(A)
1956-57	73 - 86	(H)
1957-58	77 - 92	(A)
1958-59	56 - 76	(H)
1959-60	67 - 62	(A)(OT)
1960-61	77 - 99	(H)
1961-62	74 - 83	(A)
1962-63	75 - 86	(H)
1963-64	73 - 61	(A)
1964-65	74 - 79	(A)
	82 - 62	(H)
1965-66	54 - 58	(A)
	83 - 71	(H)
1966-67	71 - 93	(H)
	63 - 92	(A)
1967-68	72 - 69	(H)
	81 - 77	(A)
1968-69	71 - 73	(H)
	95 - 80	(A)
1969-70	79 - 76	(A)
	77 - 86	(H)
1970-71	66 - 77	(H)(OT)
	57 - 62	(A)
1971-72	58 - 62	(A)(OT)
	87 - 82	(H)
1972-73	84 - 90	(H)
	68 - 72	(A)
1973-74	56 - 76	(H)
	69 - 84	(A)
1974-75	67 - 65	(A)
	71 - 77	(H)
1975-76	85 - 73	(H)
	79 - 90	(A)
1976-77	82 - 73	(H)



Gerald Robinson shoots against Mississippi State in Athens last season.

	69 - 98	(A)
1977-78	44 - 57	(H)
	45 - 68	(A)
1978-79	69 - 67	(H)
	62 - 86	(A)
	75 - 72	(N-Birm)
1979-80	75 - 88	(A)
	56 - 62	(H)
1980-81	66 - 64	(H)
	68 - 65	(A)(OT)
1981-82	26 - 20	(A)
	71 - 49	(H)
1982-83	75 - 59	(H)
	64 - 73	(A)
1983-84	54 - 52	(A)
	69 - 45	(H)
	52 - 49	(N)
1984-85	64 - 65	(A)
	79 - 74	(H)
1985-86	72 - 55	(H)
	62 - 61	(A)
1986-87	48 - 41	(H)
	63 - 64	(A)
1987-88	72 - 80	(A)
	49 - 35	(H)
	64 - 43	(N)
1988-89	79 - 68	(A)
	85 - 86	(H)(OT)
	83 - 68	(N)
1989-90	83 - 69	(H)
	82 - 74	(A)
1990-91	83 - 73	(A)
	64 - 70	(H)
1991-92	66 - 75	(A)
1992-93	86 - 73	(H)
	87 - 56	(N)
1993-94	60 - 67	(A)
1994-95	59 - 60	(H)
1995-96	73 - 76	(A)
	68 - 86	(N)
1996-97	56 - 54	(H)
1997-98	64 - 69	(A)
	79 - 76	(N)
1998-99	63 - 60	(H)
1999-00	59 - 71	(A)
2000-01	94 - 73	(H)
2001-02	86 - 68**	(A)
2002-03	67 - 63**	(H)

2003-04	58 - 71	(A)
2004-05	62 - 76	(H)
	65 - 76	(N)
2005-06	68 - 83	(A)
2006-07	86 - 73	(H)
2007-08	49 - 60	(A)
	64 - 60	(N)
2008-09	61 - 67	(H)
	60 - 79	(N)
2009-10	69 - 72	(A)
2010-11	86 - 64	(H)

**Wins later vacated because of NCAA sanctions.



MISSOURI

Missouri leads 3-0

• Games in Athens:

Missouri leads 1-0

• Games in Columbia:

Missouri leads 1-0

• Neutral Court Games:

Missouri leads 1-0

Year	Ga.-UM	Site
2000-01	68 - 70	(N)
2008-09	76 - 83	(H)
2009-10	61 - 89	(A)



NOTRE DAME

Notre Dame leads series 2-0

• Games in Athens: 0-0

• Games in South Bend: 0-0

• Neutral-Court Games:

Notre Dame leads 2-0

Year	Ga.-ND	Site
1993-94	85 - 88	(N)
2010-11	83 - 89	(N)(2OT)



Series Records, 2011-12 Opponents

SOUTH CAROLINA

Georgia leads 49-47**

• Games in Athens: Georgia leads 28-16**

• Games in Columbia: USC leads 29-17**

• Neutral-Site Games: Georgia leads 4-2

• SEC Tournament Games: Georgia leads 1-0

• Since USC joined SEC in '92: Georgia leads 21-20**

Year	Ga.-SC	Site
1921-22	34 - 27	(A)
1923-24	38 - 29	(A)
1924-25	27 - 35	(A)
1925-26	57 - 28	(H)
1928-29	54 - 28	(H)
	46 - 21	(H)
1930-31	31 - 16	(H)
	27 - 21	(A)
1937-38	26 - 24	(H)
	36 - 22	(A)
1938-39	39 - 24	(H)
	49 - 34	(A)
1939-40	47 - 31	(H)
	40 - 33	(A)
1940-41	44 - 48	(H)(OT)
	50 - 43	(A)
1941-42	35 - 43	(H)
1942-43	35 - 43	(A)
1943-44	48 - 64	(H)
	35 - 67	(A)
1944-45	25 - 53	(A)
1945-46	30 - 42	(A)
1946-47	50 - 55	(H)
	40 - 51	(A)
1947-48	70 - 57	(H)
	61 - 64	(A)
1948-49	49 - 43	(A)
	63 - 64	(H)
1949-50	77 - 62	(H)
	43 - 54	(A)
1950-51	60 - 58	(H)
	59 - 57	(A)
1951-52	63 - 80	(H)
	61 - 62	(A)
1952-53	57 - 50	(H)
	64 - 72	(A)
1953-54	59 - 61	(H)
1954-55	54 - 74	(A)
1955-56	68 - 85	(N)
1956-57	74 - 97	(A)
	81 - 96	(H)
	64 - 62	(N)
1957-58	87 - 95	(N)
	77 - 58	(N)
	84 - 63	(H)
1958-59	76 - 72	(A)
	65 - 57	(N)
1959-60	66 - 65	(A)
1960-61	71 - 73	(H)
1961-62	72 - 97	(A)
1962-63	85 - 72	(H)
1963-64	60 - 77	(A)
	112 - 90	(H)
1976-77	73 - 74	(N)(OT)
1991-92	69 - 71	(A)
	72 - 54	(H)
1992-93	85 - 86	(A)
	88 - 87	(H)
1993-94	96 - 85	(A)
	72 - 69	(H)

Georgia won at Tennessee last season for the first time since 2001.



1994-95	59 - 60	(A)
	66 - 56	(H)
1995-96	73 - 85	(A)
	88 - 73	(H)
1996-97	71 - 82	(A)
	77 - 74	(H)
	78 - 63	(N)
1997-98	60 - 68	(H)
	76 - 79	(A)
1998-99	80 - 56	(H)
	66 - 70	(A)(OT)
1999-00	90 - 62	(H)
	66 - 82	(A)
2000-01	75 - 77	(A)
	56 - 64	(H)
2001-02	67 - 80	(A)
	82 - 75**	(H)(OT)
2002-03	79 - 66**	(H)
	60 - 55**	(A)(OT)
2003-04	63 - 84	(H)
	47 - 63	(A)
2004-05	54 - 74	(A)
	53 - 60	(H)
2005-06	64-61 (OT)	(A)
	48 - 47	(H)
2006-07	80 - 56	(H)
	73 - 54	(A)
2007-08	56 - 62	(A)
	82 - 64	(H)
2008-09	68 - 79	(A)
	51 - 68	(H)
2009-10	77 - 78	(A)
	66 - 61	(H)
2010-11	60 - 56	(A)
	64 - 48	(H)

**UGA Wins later vacated because of NCAA sanctions.



SOUTH DAKOTA STATE

First Meeting

SOUTHERN CAL

Georgia leads 1-0

• Games in Athens: 0-0

• Games in Los Angeles: 0-0

Neutral Court Games:

Georgia leads 1-0

Year	Ga.-USC	Site
1972-73	77 - 74	(N)



TENNESSEE

Tennessee leads 91-53**

• Games in Athens: Georgia leads 37-30**

• Games in Knoxville: Tennessee leads 54-14

• Neutral-Site Games: Georgia leads 5-4

• SEC Tournament Games: Tennessee leads 5-3

Year	Ga.-UT	Site
1912-13	52 - 22	(A)
	38 - 13	(H)
1922-23	26 - 30	(A)
	23 - 19	(N-Atl)
1925-26	48 - 25	(N-Atl)
1926-27	29 - 28	(H)
1928-29	45 - 21	(H)
1930-31	22 - 19	(H)
	33 - 18	(A)
1931-32	17 - 24	(A)
	38 - 19	(H)
1935-36	44 - 56	(A)
	30 - 24	(H)
1936-37	11 - 36	(A)

1938-39	29 - 35	(A)
1939-40	41 - 48	(H)
1940-41	23 - 36	(A)
	47 - 36	(H)
	39 - 41	(N-Lville)
1941-42	52 - 60	(N-Lville)
1944-45	26 - 42	(A)
	38 - 48	(H)
1945-46	33 - 46	(H)
	28 - 53	(A)
1946-47	33 - 48	(H)
	33 - 62	(A)
	45 - 58	(N-Louis)
1947-48	64 - 70	(H)
	60 - 69	(A)
1948-49	59 - 61	(H)
	51 - 77	(A)
1950-51	62 - 74	(A)
1951-52	62 - 68	(H)
1952-53	87 - 86	(A)
1953-54	71 - 69	(H)
1954-55	81 - 97	(A)
1955-56	67 - 86	(A)
	59 - 62	(H)
1956-57	84 - 91	(A)
1957-58	79 - 82	(H)
1958-59	60 - 66	(A)
1959-60	69 - 62	(H)
1960-61	67 - 75	(A)
1961-62	84 - 87	(H)
1962-63	65 - 94	(A)
1963-64	79 - 67	(H)
1964-65	57 - 76	(H)
	49 - 83	(A)
1965-66	71 - 100	(A)
	69 - 83	(H)
1966-67	70 - 87	(H)
	36 - 68	(A)
1967-68	72 - 77	(A)
	61 - 43	(H)
1968-69	67 - 82	(A)
	55 - 57	(H)
1969-70	61 - 56	(H)
	55 - 57	(A)
1970-71	47 - 51	(A)
	61 - 64	(H)
1971-72	57 - 59	(H)
	68 - 71	(A)(OT)
1972-73	64 - 79	(A)
	71 - 85	(H)
1973-74	70 - 84	(A)
	89 - 97	(H)
1974-75	69 - 105	(H)
	74 - 95	(A)
1975-76	73 - 79	(H)
	70 - 86	(A)
1976-77	82 - 106	(A)
	83 - 76	(H)
1977-78	75 - 74	(A)
	72 - 77	(H)
1978-79	79 - 75	(H)
	81 - 87	(A)(3OT)
1979-80	55 - 54	(H)
	49 - 50	(A)
1980-81	67 - 72	(A)
	76 - 75	(H)(OT)

OUTLOOK

PLAYERS

STAFF

OPPONENTS

REVIEW

RECORDS

HISTORY

MEDIA



Series Records, 2011-12 Opponents

OUTLOOK
PLAYERS
STAFF
OPPONENTS
REVIEW
RECORDS
HISTORY
MEDIA

1981-82	64 - 66	(H)
	64 - 63	(A)
1982-83	76 - 87	(A)
	74 - 59	(H)
	79 - 60	(N)
1983-84	71 - 57	(H)
	82 - 77	(A)
1984-85	79 - 80	(H)(2OT)
	85 - 86	(A)
	67 - 61	(N)
1985-86	77 - 78	(A)
	91 - 70	(H)
1986-87	60 - 55	(H)
	68 - 89	(A)
1987-88	81 - 92	(A)
	80 - 69	(H)
1988-89	74 - 73	(A)
	68 - 75	(H)
1989-90	85 - 77	(H)
	83 - 93	(A)
1990-91	107 - 86	(H)
	87 - 78	(A)
	65 - 95	(N)
1991-92	76 - 78	(A)
	66 - 67	(H)
1992-93	77 - 60	(H)
	96 - 83	(A)
1993-94	67 - 63	(A)
	74 - 61	(H)
1994-95	57 - 56	(A)
	74 - 48	(H)
1995-96	62 - 67	(A)
	68 - 49	(H)
	74 - 63	(N)
1996-97	63 - 50	(A)
	69 - 55	(H)
1997-98	48 - 77	(A)
	77 - 72	(H)
1998-99	69 - 85	(A)
	65 - 75	(H)
1999-00	83 - 110	(A)
	66 - 83	(H)
2000-01	77 - 75	(H)(2OT)
	88 - 76	(A)
2001-02	73 - 70**	(H)
	73 - 81	(A)(OT)
2002-03	81 - 76**	(H)(OT)
	72 - 78	(A)
2003-04	65 - 89	(A)
	71 - 60	(H)
2004-05	65 - 72	(H)
	68 - 78	(A)
2005-06	76 - 89	(A)
	78 - 83	(H)
2006-07	71 - 82	(A)
	65 - 71	(H)
2007-08	69 - 85	(A)
	71 - 74	(H)
2008-09	77 - 86	(H)
	48 - 79	(A)
2009-10	78 - 63	(H)
	60 - 69	(A)
2010-11	55 - 57	(H)
	69 - 60	(A)

**Wins later vacated because of NCAA sanctions.

VANDERBILT

Vanderbilt leads 84-49**
 • Games in Athens:
Georgia leads 33-27**
 • Games in Nashville:
Vanderbilt leads 51-13
 • Neutral-Site Games:
Vanderbilt leads 6-3
 • SEC Tournament Games:
Vanderbilt leads 5-1

Year	Ga.-VU	Site
1913-14	41 - 31	(H)
1914-15	25 - 23	(A)
1916-17	31 - 11	(A)
1919-20	18 - 40	(A)
1920-21	31 - 17	(A)
1921-22	27 - 26	(SCT)
1922-23	16 - 25	(H)
1924-25	34 - 41	(H)
1926-27	44 - 46	(SCT)
1933-34	29 - 46	(N-Atl)
1940-41	50 - 44	(H)
1941-42	38 - 58	(A)
1942-43	35 - 39	(H)
	31 - 66	(A)
1945-46	41 - 44	(A)
	51 - 39	(H)
1950-51	57 - 69	(A)
	60 - 70	(H)
1951-52	51 - 73	(H)
	49 - 61	(N-Louis)
1952-53	66 - 97	(A)
1953-54	67 - 83	(H)
1954-55	57 - 78	(A)
1955-56	61 - 85	(A)
	56 - 69	(H)
1956-57	51 - 75	(A)
1957-58	64 - 74	(A)
	66 - 69	(H)
1958-59	50 - 78	(A)
1959-60	67 - 79	(A)
	75 - 80	(H)
1960-61	76 - 87	(A)
1961-62	71 - 69	(H)
1962-63	64 - 82	(A)
1963-64	81 - 69	(H)
1964-65	62 - 75	(H)
	72 - 89	(A)
1965-66	63 - 77	(H)
	97 - 117	(A)
1966-67	41 - 51	(H)(2OT)
	61 - 81	(A)
1967-68	77 - 82	(A)
	91 - 77	(H)
1968-69	104 - 80	(H)
	90 - 83	(A)
1969-70	72 - 68	(A)
	94 - 90	(H)
1970-71	69 - 76	(H)
	60 - 74	(A)
1971-72	76 - 80	(A)(OT)
	98 - 91	(H)
1972-73	86 - 89	(H)
	52 - 87	(A)
1973-74	71 - 91	(H)

	78 - 83	(A)
1974-75	80 - 102	(A)
	78 - 81	(H)
1975-76	85 - 95	(A)(OT)
	69 - 71	(H)(2OT)
1976-77	69 - 72	(A)
	71 - 74	(H)
1977-78	56 - 64	(A)
	64 - 62	(H)
1978-79	76 - 79	(A)
	63 - 60	(H)
1979-80	88 - 66	(H)
	69 - 70	(A)
1980-81	55 - 70	(A)
	80 - 72	(H)
1981-82	76 - 53	(H)
	68 - 57	(A)
1982-83	86 - 61	(H)
	70 - 71	(A)
1983-84	74 - 81	(A)(OT)
	98 - 71	(H)
1984-85	80 - 73	(H)
	68 - 69	(A)
1985-86	71 - 77	(A)
	101 - 70	(H)
1986-87	76 - 53	(H)
	75 - 59	(A)
1987-88	77 - 92	(A)
	71 - 77	(H)
1988-89	75 - 76	(A)
	72 - 85	(H)
1989-90	108 - 81	(H)
	67 - 66	(A)
	74 - 78	(N)(OT)
1990-91	74 - 75	(A)(OT)
	62 - 59	(H)
	80 - 72	(A)
1991-92	72 - 70	(H)
	67 - 86	(A)
1992-93	66 - 78	(A)
	83 - 87	(H)(OT)
1993-94	67 - 71	(H)
	57 - 67	(A)
1994-95	65 - 62	(H)
	77 - 83	(A)
1995-96	62 - 66	(A)
	77 - 68	(H)
1996-97	61 - 53	(A)
	80 - 86	(H)
1997-98	64 - 68	(H)
	81 - 62	(A)
	79 - 65	(H)(NIT)
1998-99	70 - 63	(H)
	82 - 67	(A)
1999-00	58 - 67	(H)
	89 - 101	(A)
2000-01	82 - 73	(A)
	70 - 68	(H)
2001-02	82 - 69**	(H)
	84 - 86	(A)
2002-03	91 - 94	(A)
	83 - 70**	(H)
2003-04	39 - 61	(A)
	71 - 61	(H)
2004-05	68 - 59	(H)

	37 - 65	(A)
2005-06	74 - 73	(A)
	55 - 72	(H)
2006-07	85 - 73	(H)
	61 - 66	(A)
2007-08	59 - 67	(H)
	74 - 86	(A)
2008-09	40 - 50	(A)
	61 - 57	(H)
2009-10	72 - 58	(H)
	94 - 96	(A) (OT)
	66 - 78	(N)
2010-11	66 - 73	(A)
	56 - 64	(H)

**Wins later vacated because of NCAA sanctions.



WINTHROP

Georgia leads 3-1
 • Games in Athens:
Georgia leads 2-1
 • Games in Spartanburg:
Georgia leads 4-0

Year	Ga.-WC	Site
1993-94	103 - 55	(H)
1994-95	89 - 56	(H)
1995-96	81 - 55	(A)
2003-04	60 - 80	(H)



WOFFORD

Georgia leads 6-1
 • Games in Athens:
Georgia leads 2-1
 • Games in Spartanburg:
Georgia leads 4-0

Year	Ga.-WC	Site
1919-20	47 - 23	(A)
1921-22	43 - 34	(A)
1922-23	24 - 22	(A)
	45 - 28	(A)
1926-27	65 - 22	(H)
2004-05	93 - 89	(H) (OT)
2008-09	74 - 73	(H) (OT)
2009-10	57 - 60	(H)



XAVIER

Xavier leads 2-1
 • Games in Athens:
Series is tied 1-1
 • Games in Cincinnati: **0-0**
 • Neutral-Site Games:
Xavier leads 1-0

Year	Ga.-XU	Site
1983-84	73 - 70	(H)
2007-08	61 - 73	(N)
2010-11	57 - 65	(H)

All-Time Lettermen


Following is a list of all-time University of Georgia basketball lettermen. Please direct any corrections, additions, etc., to Tim Hix, UGA Sports Information Office, P.O. Box 1472, Athens, GA 30603. Email address: thix@sports.uga.edu

A

- Abrahamson, Tom — 1971
- Acker, Jon — 1966
- Ackermann, Carl — 1963-64-65
- Adamek, Chuck — 1961-62-63
- Adler, Gary — 1972
- Aguilar, Ron — 2006
- Allen, Ray — 1956-57-58
- Anders, Carl — 1943
- Anderson, Alf — 1943
- Anderson, Billy — 1921
- Anderson, Buck — 1928-29-30-31
- Anderson, Charles — 1941-43 (Capt.)
- Anderson, Charlie — 1972-73-74 (Capt.)
- Anderson, Harrison — 1934-35 (Co-Capt.), -36 (Co-Capt.)
- Anderson, W.D. — 1918-19-20
- Anderson, Willie — 1985-86-87-88 (Capt.)
- Anderson, Scott — 1997 (Mgr.)
- Anderson, Shandon — 1993-94-95-96
- Anyaorah, Ebuka — 2010
- Arnold, Wayne — 2003
- Arrendale, J. Lester — 1908
- Asher, Curtis — 1937 (Manager)
- Austin, Neville — 1988-89-90-91 (Co.-Capt.)



Shandon Anderson
(1992-96)




Willie Anderson
(1985-89)


B

- Bagby, Charles — 1962-63-64 (Capt.)
- Bailey, Sam — 1944
- Baker, Devin — 1997
- Ball, Tommy — 1967-68
- Banks, James — 1981-82-83-84 (Co-Capt.)
- Barnard, John — 1960
- Barner, Mack — 1927 (Manager)
- Barnes, Chris — 2008-09-10-11
- Barr, J.B. — 1944
- Bassett, Tim — 1972-73
- Bateman, John — 1987-88-89-90-91 (Mgr.)
- Bell, George — 1953-54-55-56
- Bell, Terrell — 1993-94-95-96

- Benfield, George — 1986
- Bennett, Arlando — 1989-91-92-93 (Co-Capt.)
- Bennett, Joe — 1922-23-24
- Bennett, Paige — 1921-22 (Capt.)
- Benson, Buster — 1929
- Bickerstaff, Charles — 1926 (Mgr.)
- Bishop, Chase — 1942-43
- Blakley, Milt — 1987-88 (Capt.)
- Bliss, Dave — 2005-06 (Co-Capt.)-07-08
- Boney, Sam — 1922
- Booth, Bill — 1961
- Boston, William — 1941
- Bowden, Dan — 1934-35-36
- Bracewell, Mike — 1967-69
- Bradley, Ronald — 1954-55-56
- Brand, Tom — 1910-11-13-14 (Capt.)
- Brantley, Sherrard — 2011
- Bratton, Edgar — 1944
- Brennan, Tom — 1969-70-71
- Brewer, Ken — 1967
- Brewer, Troy — 2008-09
- Bringe, Robert — 1976
- Brizendine, Brad — 2007
- Brophy, Kevin — 2005-06
- Brown, Andy — 1996-97-98-99-00 (Mgr.)
- Brown, Dathon — 1992-94
- Brown, H.W. — 1914-15-16
- Brown, Julius — 1974
- Brown, Larry — 1995-96-97-98
- Brown, Takais — 2007
- Brown, Wedford — 1906-07-08-12 (Mgr.)
- Bryant, Charles — 1950-51
- Bryant, Joe — 1940-41-42
- Bryant, Whitey — 1930-31
- Bucklin, Matt — 2009-10-11
- Bucklin, Mike — 2003-04
- Bullock, P.J. — 2006
- Burch, Charles — 1945
- Burdette, Eric — 1987
- Burdette, P.B. — 1953
- Butler, Corey — 2007-08-09 (Co-Capt.)
- Butler, Jake — 1922-23-25
- Buttolph, L.F. — 1911
- Buttolph, Lyman — 1909 (Manager)
- Buttolph, Lymon — 1944 (Manager)



Jerry Epling
(1968-70)



Jimmy Daughtry
(1977-80)



Tom Brennan (1969-71) became the head basketball coach at Yale and Vermont, leading the latter to NCAA Tournament berths in 2003-05.

C

- Cabiness, Henry — 1956-57-58 (Capt.)
- Campbell, W.H. — 1920
- Canter, Armand — 1935
- Carrington, Curtis — 1995
- Carson, John — 1952-53
- Carter, Charles — 1978
- Carter, Ed — 1910-11
- Carter, Frank — 1911-12-13-14
- Case, Brooks (Mgr.) — 2007-08-09
- Casey, Pat — 1959-60-61
- Cason, Cory (Mgr.) — 2004-05-06-07-08
- Cassimus, Chris (Mgr.) — 2004-05
- Caswell, Dick — 1963
- Chadwick, Michael — 1996-97-98-99
- Chandler, Joe — 1932,33
- Chaney, Bob — 1957-58-59
- Chapman, Buck — 1933
- Chastain, Hoyt — 1934
- Chatham, Roy — 1939-40-41
- Cheatham, E.E. — 1907
- Cheek, Benny — 1962-63
- Cheeves, Buck — 1919-20-21 (Capt.)
- Childers, Joe — 1977-78-79
- Christie, Frank — 1943
- Christo, Louis — 1950
- Chufelt, Mark — 1969
- Clark, Frank — 1960-61-62
- Clark, George — 1922-23
- Claxton, Charles — 1992-93-94-95




All-Time Lettermen

OUTLOOK
PLAYERS
STAFF
OPPONENTS
RECORDS
HISTORY
MEDIA

Clements, Emory — 1952-54
Cobb, Lanier — 1945
Cobb, Rick — 1975-76 (Manager)
Cocke, Emory — 1916
Cohen, Barry — 1969-70-71 (Capt.)
Cole, Rod — 1988-89-90-91 (Co.-Capt.)
Cole, Tony — 2002
Coleman, Shon — 2000-01
Collins, Joe — 1928 (Manager)
Conway, Charlie — 2009-10 (Mgr.)
Conneen, Sean — 1991-92-93-94-95 (Mgr.)
Cook, Dudley — 1926-27-28
Corhen, Richard — 1982-83-84-85 (Co-Capt.)
Corley, O.H. — 1915
Costa, Flip — 1932-33-34
Courts, Malon — 1929
Couvillon, Sam — 1990-91-92-93 (Mgr.)
Covington, Brandon — 2009-10 (Mgr.)
Cox, Arthur — 1917-18-19 (Capt.)
Creekmore, Ross — 1911-12
Crenshaw, Ander — 1964
Crenshaw, Mack — 1963-64-65
Crenshaw, McCarthy — 1931
Crosby, Gerald — 1982-83-84-85 (Co-Capt.)
Crowder, Daniel — 1938
Crump, Steve — 1913-14
Cummings, John — 1955

D

Daniels, Chris — 2001-02-03-04
Daniels, Greg — 1985 (Mgr.)
Daniels, Walter — 1976-77-78-79 (Capt.)
Danner, Ray — 1963
Darrah, Gordon — 1959-60 (Capt.), -61
Daughtry, Jimmy — 1977-78-79-80 (Co-Capt.)
Davenport, Blake — 2005
Davidson, John — 1928-1929
Davis, Bernard — 1991-92-93-94 (Co-Capt.)
Davis, Earl — 1948-49-51 (Tri-Capt.)
Davis, John — 1949
Davis, Katu — 1995-96
De Foor, Joe — 1957-58-59
Dean, James-John — 1944
Dean, Mike — 2002-03



Derrick Floyd
(1980-83)



Lorenzo Hall
(1997-98)


Deane, Haywood — 1906 (Capt.)
Dearing, Palmer — 1953
Deavers, Clayton — 1945
Delsler, D.C. — 1909
Denny, James — 1952
Derrick, Claude — 1907-08 (Capt.), -09
DeWitt, David — 1990
DeYoung, Eric — 1997-99
Dezzendorf, P.B. — 1916
Dinwiddie, Morris — 1955-56
Dorsey, Charlie — 1975-77
Dorsey, Jacky — 1975-76
Dowdy, Derrell — 1944
Drafts, Bryan — 1974-75-76 (Capt.)
Drew, Roy — 1927-28
Dryden, Robb — 1998-99-00-01
Duggins, Tom — 1965-66-67 (Co-Capt.)
Dukes, Derrick — 1997-98
Dunn, David — 1985-86-87
Dunson, Joe — 1908
Dykes, Sonny — 1950-52

E

Edmondson, Fred — 1954-57-58-59 (Capt.)
Edwards, Don — 1945
Eldredge, Knox — 1938-39
Ensley, Bill — 1954-55-56-58
Epling, Jerry — 1968-69-70
Erwin, Julian — 1912
Etter, Bob — 1966
Evans, Alex — 2005
Evans, Anthony — 2000-01
Ewaldsen, Gregg — 1975-76-77

F

Fabian, Al — 1946-47-48-49
Fair, Terry — 1980-81-82-83 (Co-Capt.)
Fales, Earl E. — 1961
Farr, J.B. — 1947-49
Farren, Jack — 1936-37-38 (Capt.)
Faulkner, Sean — 1999
Fields, Shawn — 1999-00
Flanagan, Tony — 1975-76-77-78
Fleming, Vern — 1981-82-83-84 (Co-Capt.)
Florence, George — 1926-28 (Capt.)
Flourney, Walker — 1914
Floyd, Derrick — 1980-81-82-83
Forbes, Tillou — 1908-09-10-11 (Capt.)
Forbes, Walter — 1925-27 (Capt.)



Jarvis Hayes
(2002-03)

Jonas Hayes
(2002-04)

Fort, John — 1910
Foster, Douglas — 1953-54
Foster, Lucius — 1976-78
Fowler, Robert — 1926
Fowler, Wilmore — 1981-82 (Co-Capt.)
Fox, Jesse — 1949
Fox, Lawrence — 1917
Frain, Mickey — 1925-26-27
Frale, John — 1972-73
Franks, Fred — 1957-58
Frey, Steve — 1978
Frost, Jack — 1921
Frye, Porter — 1929
Fusi, Pete — 1975

G

Gaines, Sundiata — 2005-06-07-08 (Co-Capt.)
Gallagher, Gary — 1964
Ganote, Mike — 1988
Geri, Joe — 1943
Gianfrancesco, Gino — 1971-72-73 (Co-Capt.)
Gibbs, Corey — 2005
Gibson, Fred — 2002-03
Gibson, Hal — 1934-35
Gill, Carlton — 1962-63 (Capt.)
Gillespie, James — 1939


All-Time Lettermen




Gimpel, Nick — 1968-69-70 (Capt.)
 Glass, Jeff --- 2009-10-11 (Mgr.)
 Gleaton, Curtis — 1956-57 (Capt.)
 Gold, Harold — 1952
 Golden, Gullie — 1910-11-12
 Golden, Shaun — 1990-91-92-93 (Co-Capt.)
 Goscinski, Jan — 1994
 Goski, Tim — 1974-75
 Gould, Pete — 1944
 Goza, Lee — 1979
 Greavu, Sam — 2005-06
 Green, Litterial — 1989-90-91-92 (Co-Capt.)
 Green, Maurice — 1935
 Green, Mike — 1992
 Griffeth, James — 1943
 Griffith, Jim — 1947
 Griffith, Walton — 1906-07 (Mgr) -08 (Mgr), -09-10
 Groover, Bill — 1955
 Gurr, Ed — 1921-22-23 (Capt.), -24 (Capt.)

H-I


Hagan, Terry — 1956-57
 Haley, Bill — 1945
 Hall, Kermith — 1951-52-53



Bob Lienhard (1968-70) played professionally in Italy for 14 seasons and continues to live there today.



Gino Gianfrancesco (1971-73)



Rod Cole (1988-91)

Hall, Lorenzo — 1997-98
 Hamby, Fred — 1945-47
 Hamilton, Pat — 1986-87-88-89 (Capt.)
 Hamilton, Scott — 2000-01
 Harley, James — 1925 (Manager)
 Harmon, Harry — 1935-36-37
 Harold, Charlie — 1935
 Harris, Hoss — 1924
 Harris, Jim — 1927-28-29 (Capt.)
 Harris, Melvin — 1978
 Harris, William — 1926-28
 Harrison, Andy — 1969-70
 Harrison, Ray — 1996-97-98-99
 Harrold, Charles — 1936-37 (Capt.)
 Harron, Mike — 1987-88-89-90 (Capt.)
 Harscher, Frank — 1966-67 (Co-Capt.)
 Hart, John — 1958
 Hartley, Todd — 2006 (Mgr.)
 Hartry, Donald — 1983-84-85-86 (Co-Capt.)
 Hartsfield, Don — 1956-57-58
 Harvey, Antonio — 1991
 Harvill, Morgan — 1945-47-48 (Capt.)
 Harvill, William — 1968
 Hatcher, Hal — 1934-35
 Hatcher, J.M. — 1918
 Hayes, Jarvis — 2002-03
 Hayes, Jonas — 2002-03-04
 Head, Ralph — 1937
 Healey, Bob — 1947-48-49 (Capt.)
 Heard, Lamar — 1980-81-82-83 (Co-Capt.)
 Hearn, Bill — 1956
 Helton, Jason — 2002
 Hemrick, Paul (Mgr.) — 2006-08-09
 Henderson, Cedric — 1985
 Henry, Waymond — 1964-65-66
 Herring, Jon — 2006 (Mgr.)
 Hewing, Gary — 1981
 Hicks, Jo Jo — 1975-76
 Hill, Bunker — 1931
 Hill, Hoke — 1929
 Hilliard, Thomas — 1944
 Hirsimaki, Fred — 1947
 Hitchcock, Lawrence — 1941
 Hitchcock, Troy — 1983
 Hodges, Glenn — 1937-38
 Hodgson, Morton — 1910
 Hogue, Ronnie — 1971-72-73 (Co-Capt.)
 Holder, Bob — 1959


Holland, Roy — 1974-75-76
 Holt, Bob — 1944
 Holtzendorf, C.B. — 1906 (Mgr.) -07 (Capt.), -16
 Hopper, Thurmon — 1948
 Howard, Bill — 1955
 Howard, Lem — 1989-90-91 (Co.-Capt.)
 Howard, Melvin — 1984-85
 Huguley, Harrell — 1926
 Humphrey, Billy — 2006-07-08
 Idrissi, Younes — 2005-06

J


Jackson, Albert — 2007-08-09 (Co-Capt.)-10
 Jackson, Cleve. — 1993-94 (Co-Capt.)
 Jackson, Curtis — 1976-77
 Jackson, Elfrem — 1985
 Jackson, Reggie — 1988
 Jacobs, Rod — 1970
 Jeffords, Ray — 1965-66-67 -68 (Capt.)
 Jernegin, George — 1945 (Mgr.)
 Johnson, Allan — 1960-61-62 (Capt.)
 Johnson, Billups — 1932-33
 Johnson, Frank — 1934-35 (Co-Capt.) -36 (Co-Capt.)
 Johnson, Allan — 1960-61-62 (Capt.)
 Johnson, Billups — 1932-33
 Johnson, Frank — 1934-35 (Co-Capt.) -36 (Co-Capt.)
 Johnson, James — 1974
 Johnson, John — 1959-60-61
 Johnson, Kendrick — 2006
 Johnson, Skeet — 1926
 Johnston, David — 1911-12-13 (Capt.)
 Jones, Adrian — 1997-98-00-01
 Jones, Jumaine — 1998-99
 Jones, Monroe — 1982-83-84
 Jones, Steve — 1993-94-95-96
 Jones, W.C. — 1954-55
 Jordan, Joe — 1948-49-50-51 (Tri-Capt.)
 Jordan, Josh — 2001 (Manager)
 Jugely, Harold — 1925

K

Kammers, Chuck — 1957
 Keen, George — 1928
 Keiser, Don — 1959-60-61



Chad Kessler (1984-87)



Alec Kessler (1987-90)




All-Time Lettermen

OUTLOOK
PLAYERS
STAFF
OPPONENTS
REVIEW
RECORDS
HISTORY
MEDIA


Keith, Greg — 1975
 Kelley, Cecil — 1938-39 (Capt.), -40
 Kenn, George — 1926-27
 Kennedy, Tom — 1936-37-38
 Kenner, Steve — 2001-02 (Manager)
 Kessler, Alec — 1987-88-89-90 (Capt.)
 Kessler, Chad — 1984-85-86-87
 Keuper, Kenneth — 1941-42
 Killian, Joe — 1939-40-41
 Kilpatrick, Buster — 1925
 King, Lafayette — 1943
 King, Lenny — 1974
 Kirce, Derrick — 1987
 Kirk, Bob — 1948
 Kirkland, Dan — 1939-40-41
 Klimp, Dalton --- 2009-10-11 (Mgr.)
 Knight, Ed — 1948
 Knight, Horace — 1955-56 (Capt.)
 Knox, Kennon — 1918-19 (Plr-Coach)
 Kon, Marcel — 1992
 Krafchick, Harold — 1957-58

L

Laird, Daniel — 2003
 Lamar, Lucius — 1923
 Land, Jerry — 1947
 Las, Kevin — 1971
 Lawson, J.L. — 1915
 Lautzenhizer, Glenn — 1928
 Layne, D.A. — 1999-00-01
 Lenard, Darryl — 1982
 Leslie, Travis --- 2009-10-11
 Lester, Louis — 1913-14-15 (Capt.)
 Lewis, Ryan — 2000
 Lewis, T.J. — 1909
 Lewites, Adam (Mgr.) — 2011
 Liddell, Julian — 1912-13
 Lienhard, Bob — 1968-69 (Capt.), -70
 Lilly, John — 1992
 Lindsey, Donald — 1977
 Link, Ben — 1908
 Linton, Don — 1961
 Lorendo, Gene — 1947-48-49
 Lovell, Taylor — 1973-74-75
 Lucey, Dave — 1974-75-76
 Ludwig, Paul — 1933
 Luke, Delacey — 1959



Donald Hartry
(1983-86)




Horace McMillan
(1983-86)

M

MacEwen, Will — 2010-11 (Mgr.)
 Mack, Toney — 1986-87-88
 Maddox, Ross — 1944-45 (Co-Capt.)-46 (Capt.)
 Maddox, William — 1933
 Maffett, Herbert — 1929
 Maffett, Jimmy — 1945
 Main, Greg — 1969-70-71
 Mapp, Armand — 1925
 Maracich, Eli — 1946-47
 Marbury, Eric — 1979-80-81 (Co-Capt.), -82 (Co-Capt.)
 Marsh, Peter — 1960
 Marshall, John — 1951-52
 Martin, Bill — 1939
 Martin, Joe — 1929-30
 Martin, Lee — 1964-65-66 (Capt.)
 Martin, Steve — 1977-78-79-80 (Mgr.)
 Martin, William — 1938
 Martin, Wilson — 1962-63-64
 Massey, Jim — 1967-68-69 (Trainer)
 Masterson, Matt — 2004-05 (Mgr.)
 Mateling, Randy — 1970-71-72
 Mathis, Bob — 1946
 Matthews, John — 1962-63-64
 Mayfield, Demario — 2010
 Mazo, Al — 1934-35
 McAuley, Jay — 2003-04-05-06 (Co-Capt.)
 McAuley, Nick — 2003
 McCall, H.H. — 1915-16-17
 McCard, Michael (Mgr.) — 2008-09
 McCaskill, Alex — 1938-39-40
 McDonald, Morris — 1939-40
 McEver, Heyward — 1942
 McGarity, Billy — 1973-74-75 (Capt.)
 McGee, Louis — 1952-53-54
 McIntosh, Dick — 1966-67-68
 McKenney, George — 1943 (Mgr.)
 McLin, Larry — 1948
 McManus, Murphy — 1954-55
 McMillan, Horace — 1983-84-85-86 (Co-Capt.)
 McPhee, Dick — 1943
 McPhee, Ricky --- 2009-10
 McWhorter, Hamilton — 1933 (Mgr.)

Zippy Morocco (1951-53) was UGA's first player to earn All-America honors.

Marshall Wilson and Litterial Green (no. 11) celebrate the Bulldogs' 1990 SEC Championship.



Meeks, Howards — 1944
 Mell, Carlton — 1925
 Mercer, George — 1918
 Mercer, Lavon — 1977-78-79-80 (Co-Capt.)
 Mercer, Mike — 2006-07
 Meropol, David (Mgr.) — 2004-05-06-07
 Middlebrook, Walker (Mgr.) — 2011
 Miles, Bobby — 1980
 Mill, Rick — 1965
 Miller, C.O. — 1924
 Miller, Doug — 1974
 Miller, Joey — 1960-61-62
 Miller, Lee — 1999-00-01 (Manager)
 Mills, Virgil — 1955-57
 Miss, Stephen — 1999-00 (Manager)



All-Time Lettermen




Mitchell, Vic — 1982-83 (Manager)
 Mohr, Sigo — 1941 (Manager)
 Molitoris, Drew — 2001-02-03 (Mgr.)
 Moore, Bobby — 1940-41-42 (Capt.)
 Moore, Don — 1959
 Moore, Jimmy — 1935-36
 Moore, Virlyn — 1934
 Moran, Tommy — 1930-31-32
 Moreland, John — 1986-87-88-89-90 (Mgr.)
 Morocco, Zippy — 1951-52-53 (Capt.)
 Morris, Harold — 1962-63
 Morris, Hollis — 1927
 Morris, Mike — 1980-81
 Morrison, Louis — 1916-17
 Morton, George — 1925
 Moseley, Reid — 1944-45 (Co-Capt.), -46
 Moses, Quentin — 2003
 Mott, Kenneth — 1920 (Capt.)
 Muia, Dave — 1971-72-73-74 (Mgr.)
 Musgrove, Marty — 1924 (Manager)
 Myrick, Dave — 1960

N


Nagle, Cort — 1968-69-70
 Nalley, Clarence — 1936 (Mgr.)
 Nash, Matt (Mgr.) — 2008
 Ndiaye, Suleiman — 2007
 Neal, Sebastian — 1989
 Nevin, M.A. — 1908
 Nevinger, Gary — 1972
 Newman, Steve — 2004-05-06-07
 Nolte, Connor — 2011
 Nordholz, Kris — 1993-94-95-96
 Nordin, Jon — 1996-97-98-99
 Norris, Ulysses — 1976
 Norton, Jack — 1953

O

O'Kane, Tony — 2000-01-02 (Mgr.)
 O'Kelley, R.L. — 1933-34
 Oliver, Badi — 1997-98-99-00
 Oliver, Tom — 1977-78 (Manager)
 O'Quinn, Lonnie — 1950
 Orr, Dan — 1953
 Owen, Glen — 1990
 Owens, J.S. "Red" — 1919-20-21



Cort Nagle
(1968-70)




Jody Patton
(1988-91)

P

Palmer, Henry — 1928-29-30 (Capt.)
 Parker, Jimmy — 1953-54
 Parrish, Allen — 1952-53-54-55
 Patrick, Mike — 2000-01-02
 Patton, Jody — 1988-89-90-91 (Co.-Capt.)
 Payor, Spencer — 1942 (Manager)
 Peacock, Albert — 1913-14
 Peacock, Howell — 1909-10 (Capt./Mgr.), -12 (Capt.)
 Pennland, Bill — 1950
 Perrier, Arnold Dela — 1943-46-47 (Capt.)
 Perry, Marvin — 1911
 Pesetsky, Ralph — 1940-41
 Peterson, Brian — 1993-94-95
 Peterson, Ed — 1974
 Pevey, Ryan — 2001-02
 Pew, Arthur — 1918-21
 Phelps, Morris — 1942
 Pina, F.S. — 1911-12
 Pitts, Jerry — 1965
 Pitts, Jimmy — 1963-64-65 (Capt.)
 Pitts, Paul — 1942
 Pope, Edwin — 1946 (Manager)
 Poschner, George — 1941-42
 Poss, Sonny — 1957-58-59
 Potts, Lamar — 1952-53-54-55 (Capt.)
 Pound, Merritt — 1918-19-20-24
 Pound, Stokely — 1932-33
 Powell, Dwayne — 1965-66-67
 Power, Steve — 1987-88-89-90 (Mgr.)
 Prah, Scott — 2004
 Pressman, William — 1935
 Price, Jeremy — 2008-09-10-11
 Putman, Jeff — 1982

R

Rainey, Dwayne — 1984
 Rainey, E.L. — 1947-48-49
 Raker, Bryan (Mgr.) — 2006-07-08
 Ransom, Eugene — 1906
 Ransom, Phenizee — 1997-98
 Ratliff, Chaz (Mgr.) — 2004-05
 Rawson, C.W. — 1912-13-14-15
 Rawson, Eddie — 1920-21-22
 Raylor, Lanny — 1969
 Reavis, David — 1977
 Reeder, Tommy — 1929-30-31
 Reid, Ike — 1910-11
 Rentz, Frankie — 1939-41
 Reubenstein, Douglas — 1912
 Rhine, Kendall — 1990-91-92-93 (Co-Capt.)
 Richards, Lee — 1936-37-38
 Richardson, Bob — 1922-23
 Richardson, Nolan — 1924-25-26 (Capt.)



Richardson, Zack — 1978-79-80
 Roberts, Scott — 1986-87
 Robinson, Gerald — 2011
 Robinson, Pertha — 1993-94-95-96
 Roger, William H. — 1959
 Rogers, Lee — 1934
 Roland, Bud — 1941
 Rose, Bobby — 1963
 Rose, Graham — 1930 (Manager)
 Rothchilds, M.O. — 1914-15
 Rowland, Robert — 1942
 Roy, Chris — (Mgr.)1997-98
 Royer, Clark — 1959-60
 Russell, Bob — 1946-47

S

Sanford, Sandford — 1929-30-31 (Capt.)
 Satlof, John — 1924-25
 Satterfield, Claude — 1919-20
 Satterfield, Marvin — 1952-53-54 (Capt.)
 Saunders, Homer S. — 1989
 Savich, Frank — 1944
 Schloss, Bob — 1948-49-50-51 (Tri-Capt.)
 Scott, Alfred — 1916-17
 Searcy, Bill — 1946
 Shackelford, Scott — 1982



All-Time Lettermen

OUTLOOK
PLAYERS
STAFF
OPPONENTS
REVIEW
RECORDS
HISTORY
MEDIA

- Shain, Bill — 1951-52-53
- Sheffield, Cliff — 1934 (Manager)
- Shields, Kevin — 1996-97 (Mgr.)
- Short, R.W. — 1918
- Shufelt, Mark — 1968
- Sikes, Marcus — 2004
- Simmons, Herschel — 1932
- Simpson, Phillip — 1960-61 (Capt.)
- Simpson, Robert — 1966
- Singleton, Rashaad — 2006-07
- Skipworth, George — 1945
- Slaughter, Nat — 1933
- Slonaker, Mark — 1976-77-78-79 (Co-Capt.)
- Small, Eddie — 1980-81
- Smith, Charles "Rabbit" — 1944-45
- Smith, G.G. — 1996-97-98-99
- Smith, Morton — 1948
- Smith, T.N. — 1918
- Smith, Vernon — 1930-31-32 (Capt.)
- Solms, Billy — 1941
- Solms, Tony — 1937
- Solms, William — 1942
- Southern, Lee — 1978
- Spann, Carl — 1924
- Speck, Bill — 1961
- Spencer, Elmore — 1989
- Sproull, Cecil — 1942
- Sproull, Ralph — 1947
- Stallings, Lawrence — 1911
- Stark, Ben (Mgr.) — 2008-09
- Stegeman, John — 1939
- Stephens, Josh — 2007
- Stephenson, Wilson — 1945-47
- Stewart, Jimmy — 1940 (Manager)
- Stewart, John — 1966 (Manager)
- Stiith, Allan — 1962-63-64
- Storey, Sam — 1990-91-92-93 (Mgr.)
- Stovall, James — 1944
- Stratemeyer, Matt (Mgr.) — 2008
- Strickland, Bill — 1930-31-32-33
- Strong, Carlos — 1993-94-95-96
- Stukes, Levi — 2004-05-06-07
- Sullivan, Jack — 1964-65
- Superka, Tom — 1968-69-70
- Swansey, Zac — 2008-09
- Szymanek, Daniel — 2002-03

T

- Tatum, Ryle — 1949-50
- Taylor, David — 1996-97
- Taylor, Ken — 1959-60-61
- Taylor, Lanny — 1971
- Taylor, Mike — 1964-65
- Taylor, Tom — 1970
- Temen, Nick — 2000
- Terrell, Frank — 1932
- Terrell, Frank "Pap" — 1930
- Thomas, Allen — 1992-93-94 (Mgr.)
- Thomas, David B. — 1974
- Thomas, Dick — 1948-49-50-51
- Thomas, Jeff — 1979-80
- Thomas, Steve — 2001-02-03
- Thompkins, Trey --- 2009-10-11
- Thompson, Jimmy — 1965 (Manager)
- Thompson, Olin — 1936-38
- Thorne, Mike — 1976-77-78
- Thornton, Marcus — 2011

- Tidwell, Earl — 1958
- Tiger, Chris — 1994
- Tinch, Reggie — 1991-92 (Co-Capt.)
- Tippin, J.N. — 1924
- Todd, Peyton — 1929 (Manager)
- Toney, Channing — 2005-06
- Toth, Dick — 1971-72 (Capt.), -73
- Truesdale, Sid — 1981-82
- Trulloch, Paul — 1938 (Manager)
- Turner, G.P. — 1930
- Turner, Hoyt — 1926-27
- Turner, Jack — 1951-52

U-V

- Umbricht, Jim — 1950-51-52 (Capt.)
- Usina, Gary — 1985-86-87-88 (Mgr.)
- Vandiver, Sanford — 1937-39
- Vaughan, Chip — 1972-73
- Vaughan, Robert — 2004-06 (Mgr.)
- Vickers, Philip — 1995
- Von Sprecken, Frank — 1906-07-08-09 (Capt.)

W-Z

- Wainscott, Tommy — 2004-05
- Waldrop, Joey — 2004-05
- Wallace, Jay — 1987 (Mgr.)
- Waller, Jerry — 1964-65-66
- Ward, Joe — 1984-85-86 (Co-Capt.)
- Ware, Dustin --- 2009-10-11
- Waters, Jason — 1994-95-96-97-98 (Mgr.)
- Watson, Josh — 1923
- Waxman, Steve — 1973-74-75
- Webb, Lee — 1933
- Webb, Ron — 1978-79
- Wehunt, Buzz — 2004
- Wehunt, Richard — 2002-03
- Wells, Leo F. — 1966
- Wells, Ronald — 1945
- Westbrook, Cauthen — 1969-70-71

- Whatley, Tyler — 2010
- White, Herb — 1968-69-70
- White, Moses — 2000
- Wiedower, Marcus — 1996-97-98-99 (Mgr.)
- Weekley, Jimmy — 2002-03 (Mgr.)
- Wiehrs, Charles — 1922-24-25 (Capt.)
- Wier, J.B. — 1906
- Wilder, Brown — 1933-34 (Capt.)
- Wiles, Mickey — 1967
- Wilensky, Brett — 1992-93-94-95 (Mgr.)
- Wilkins, Damien — 2003-04 (Co-Capt.)
- Wilkins, Dominique — 1980-81-82
- Wilkins, Wallace — 1946
- Williams, Andy — 1994-95-96-97 (Mgr.)
- Williams, Dennis — 1984-85-86-87
- Williams, Donte' — 2011
- Williams, Ezra — 2001-02-03
- Williams, Julian — 2005
- Williams, Minton — 1949-50-51
- Williams, Nathan — 1952
- Williams, Percy — 1981
- Williams, Porky — 1923
- Williams, R.W. — 1924
- Williams, Vincent — 2010-11
- Wilson, Marshall — 1989-90-91 (Co.-Capt.)
- Wilson, Ty — 1992-93-94-95
- Wilson, — 1941 (Manager)
- Wilson, Lainn (Mgr.) — 2011
- Wimberly, John — 1977-78-79
- Wingate, Harry — 1946
- Wix, Don — 1966-67-68-69
- Wolek, Steve — 2004
- Womack, Matt — 2005
- Woodbury, Terrance — 2006-07-08-09 (Co-Capt.)
- Woods, J.I. — 1912
- Wough, Armin — 1929
- Wright, Rashad — 2001-02-03-04 (Co-Capt.)
- Wynn, Alex — 1989
- Young, Leroy — 1931-32-33 (Capt.)
- Youngblood, Jim — 1966-67-68
- Yow, Ben — 1935
- Yuhas, Allen — 1968
- Yundt, George — 1939 (Manager)
- Zlko, Steve — 1971-72-73
- Zlovacic, Drazen --- 2009-10

ALL-TIME ASSISTANT COACHES AT GEORGIA

Coach	Total		Coach	Total	
	Years	at Georgia		Years	at Georgia
Tevester Anderson	9	1986-95	Michael Hunt	4	1997-2001
Nate Archibald	1	1985-86	Ron Jirsa#	2	1995-97
Roger Banks	3	1978-81	Kwanza Johnson	2	2010-11
Don Beasley	6	1979-85	Calvin Jones	3	1975-78
Eddie Beidenbach	6	1981-87	Mike Jones	6	2003-09
Jack Berkshire	3	1973-76	Ken McDonald	1	2003-04
Joe Bradley*	2	1967-69	Morris McHone	1	1978-79
Butch Clifton	5	1973-78	Desmond Oliver	5	2004-09
Gene DeTullio*	4	1962-66	Stacey Palmore	2	2010-11
Hugh Donahue	3	1970-73	Phillip Pearson	2	2010-11
Jeff Dunlap	4	1999-2003	Reggie Rankin	3	1997-2000
Shawn Finney	2	1995-97	Mark Slonaker	6	1989-95
Rex Frederick	4	1962-66	Pat Stephens	4	1966-70
Larry Gay	11	1978-89	Mike Sutton	2	1995-97
John Guthrie#	4	1969-73	Jerry Waters	2	1997-99
Jim Harrick, Jr.	2	2001-03	Ray Zetts	6	1989-95
Pete Herrmann&	6	2003-09			
James Holland	4	1999-2003			

*Freshman Coach
#Became Head Coach
&Named Interim Head Coach



Stegeman Coliseum



Georgia will play its 49th full season of basketball at Stegeman Coliseum in 2011-12.

OUTLOOK

PLAYERS

STAFF

OPPONENTS

REVIEW

RECORDS

HISTORY

MEDIA

The Georgia Bulldogs play their home games at Stegeman Coliseum, their home court since the latter stages of the 1964 season. Through a rigorous program of updates and renovations, it remains one of the finest venues for college basketball in the South.

Originally named the Georgia Coliseum, it was dedicated to the memory of Herman J. Stegeman in a ceremony on March 2, 1966. Stegeman made many contributions to Georgia's athletics program during his 20-year tenure (1919-39). He coached basketball, football, track and baseball, and he also served as Athletic Director and Dean of Male Students. He was a pioneer in the development of college basketball in the South in the 1920s, originating the first big basketball tournament in this region: the old Southern Conference Tournament in Atlanta from 1921-32.

Built at a cost of \$4.2 million, the Coliseum opened its doors on Feb. 22, 1964. A standing-room-only crowd of 13,200 — a figure that will remain its all-time record, thanks to fire-code restrictions — watched Georgia post a doubleheader sweep of in-state rival Georgia Tech. The Bulldog freshmen of Coach Gene DeTullio

Historical Facts On Stegeman Coliseum

Construction Began: Summer, 1961

Inaugurated: Feb. 22, 1964

Original Name: Georgia Coliseum
(Dedicated as Stegeman Coliseum
On March 2, 1996)

Originally Projected Cost of Construction:
\$3 million

Final Cost of Construction: \$4.2 million


opened the building with an 86-75 win over their Jacket counterparts. Georgia's varsity followed by defeating Tech 81-68.

The Coliseum is actually two structures: the roof and the building beneath it. The only connection between the two is an aluminum bellows which seals the joints and permits the rise and fall of the roof with temperature change.

Stegeman Coliseum has undergone sweeping renovations in the past 15 years. Its most significant occurred in time for the 1995 season and, at a cost of \$3.6 million, transformed the seating configuration to its current bowl-shaped layout. Still more updates, including a video board and sound system, were installed in time for the 2006 season.

In addition, Stegeman was also utilized as a competition venue for the 1996 Summer Olympic Games. Preliminary-round volleyball matches, as well as all rhythmic gymnastics competitions, were held during the 2-week period in July and August of 1996.

Many updates to the Coliseum, including a new air-conditioning system and exterior landscaping, were performed in advance of the Olympics.



Mack Crenshaw squares off against Georgia Tech's Jim Caldwell on the inaugural night at what was then called Georgia Coliseum on Feb. 22, 1964. The Bulldogs defeated Tech 81-68 that night in front of a record crowd of 13,200 spectators. Georgia's freshman team, coached by Gene DeTullio (inset), actually christened the Coliseum by defeating the Tech freshmen, 86-75, before the Varsity teams played.



Playing Facilities

OUTLOOK
PLAYERS
STAFF
OPPONENTS
REVIEW
RECORDS
HISTORY
MEDIA



The first games in Georgia basketball history took place in the old YMCA building, located at the corner of Lumpkin and Clayton streets.

Since the inaugural season of 1905-06, Georgia basketball has called six different buildings home. These facilities have held a wide range of usefulness and pertinence to basketball. There's little doubt, however, that the Bulldogs' current home of Stegeman Coliseum is the best, most accommodating home they've ever had.

During the 1906-12 seasons, Georgia games were played in the old Athens YMCA building located at the corner of Lumpkin and Clayton Streets. The seating capacity for spectators was about 200, but it didn't seem to matter in those days. The earliest Bulldogs played their games in relative anonymity. Very rarely did the attendance reach full capacity at the YMCA building.

The building that is now called Memorial Hall on campus was the second gymnasium used by the Bulldog cagers. Construction on this facility began in 1910 and was to be built by the Alumni and the YMCA in a joint effort. The Alumni Association, however, eventually assumed full responsibility for the funds for its construction. Only in a partial state of completion, the team began to use the auditorium of "Alumni Hall," as it was called then, for its home games. Specta-

tors viewed the games from a balcony which ran around the playing court, and the baskets were affixed to this balcony. In fact, the balcony became quite the advantage for Bulldog hoopsters, who had to tailor the arc of their shots to avoid hitting it.

Alumni Hall was used until about 1920, when the team moved to another on-campus location known as "The Octagon." It was located about where the current Main Library parking lot is, between the library and Jackson Street. Built in 1916 for \$3,600 and for the purpose of accommodating summer-school functions, the Octagon was made of wood and sat approximately 1,400 people. The main problem for basketball was the lack of a heating system in this 8-sided building. There was also a four-foot opening around the wall up to the roof, with the roof overhanging to prevent rain from blowing in. The Octagon was used sparingly because of the absence of heat and also because of the ever-growing crowds.

Moss Auditorium, formerly the third floor of what became the Gallant-Belk store, was used for most of the games from 1920 until Woodruff Hall was completed. Crowds of up to 1,500 were estimated to have attended some of the home games.

Around this time, however, Coach Herman J. Stegeman was building quite a program. It became necessary for the basketball team to enjoy its own facility to accommodate the large crowds. Just before the completion of Woodruff Hall in 1925, the Bulldogs moved back into Alumni Hall, the construction of which had finally resumed after a fund-raising drive.

Excavation began on November 20,

1924 for the construction of Woodruff Hall, the building that was named for George and Harry Woodruff of Columbus, Ga. This facility was built in a central on-campus location, where the Journalism/Psychology building now stands, and had a seating capacity of 3,500. There was space enough for three basketball courts, with the main court measuring not quite the required length of 94 feet. Built at an estimated cost of \$53,000, Woodruff Hall was officially dedicated by Dr. S.V. Sanford on Feb. 21, 1925 in a game where Georgia defeated Georgia Tech 34-24.

Woodruff Hall served as the Bulldogs' home for nearly 40 years. By the end of that stretch, however, many believed it had become the bane of the program.

Harbin "Red" Lawson was Georgia's coach for the last 13 years in Woodruff Hall. Publicly, he joked that it was the only basketball facility where wind direction and velocity affected his strategy. Other coaches, led by Kentucky's Adolph Rupp, despised playing games there. So dimly lit was Woodruff Hall that Auburn coach Joel Eaves turned out half the lights in his own gym, just to prepare for the Georgia game.


Eventually, Eaves became Athletic Director at Georgia. Two years into his tenure, in 1964, the Bulldogs dedicated their current home as the Georgia Coliseum. In 1996, it was given its current name of Stegeman Coliseum in honor of the man that first lifted the Georgia basketball program into prominence.

In its 48 years of existence, Stegeman Coliseum has hosted its share of memories, and also extracurricular functions. Operated in a co-op agreement with the University's agricultural college, the Bulldogs once shared the building with various rodeos and other livestock shows. And in 1996, the world's sporting attention turned to Athens, where Stegeman played host to volleyball and rhythmic gymnastics competitions at the 1996 Summer Olympic Games.

Chronology of Georgia Basketball Home Courts

Facility	Years Spanned	Coaches Spanned
Athens YMCA	1905-11	Forbes, Heidler Cunningham
Alumni Hall	1911-19	Peacock, Scott, Mott Stegeman
"The Octagon"	1920	Stegeman
Moss Auditorium	1920-25	Stegeman
Woodruff Hall	1925-64	Stegeman, Enright, V. Smith Lampe, Jordan, Whatley, Lawson
Georgia Coliseum	1964-96	Lawson, Rosemond, Guthrie Durham, T. Smith
Stegeman Coliseum	1996-Present	T. Smith, Jirsa, Harrick Felton, Fox

Zippy Morocco, Georgia's first All-American in 1953, played three years in the spartan conditions of Woodruff Hall, home of the Bulldogs from 1925 until 1964.



Media Information

A grayscale photograph of Georgia cheerleaders running on a gymnasium floor. They are wearing dark uniforms with a white 'G' logo and holding large white pom-poms. In the background, a crowd of spectators is visible, and a banner for 'georgiadors.com' is displayed. A large number '4' is visible on the right side of the image.

GEORGIA



Covering Georgia Basketball

University Thumbnail Facts

General Information

Location: Athens, Georgia
Founded: 1785
Enrollment: 33,674
Nickname: Bulldogs
Conference: Southeastern
Colors: Red and Black
Home Court: Stegeman Coliseum (Cap.: 10,523)
President: Dr. Michael Adams (Lipscomb '70)
Faculty Chairman: Prof. David Shipley (Oberlin '72)

UGA Athletic Association

Athletic Director: Greg McGarity (Georgia '76)
Exec. Associate Director: Frank Crumley (Georgia '88)
Exec. Associate Director: Carla Williams (Georgia '89)
Sr. Associate ADs: Claude Felton (Georgia '70)
 Glada Horvat (Georgia '82)
Associate ADs: Alan Thomas (Kentucky '92)
 Craig White (Missouri '85)
 Ted White (California '88)
Assistant ADs: Matt Brachowski (Missouri '93)
 Josh Brooks (LSU '02)
 Tim Cearley (Georgia '96)
 Ron Courson (Samford '85)
 Charley Whittemore (Georgia '71)

UGA Sports Communications

Sports Comm. Director: Claude Felton (Georgia '70)
Associate Directors: Tim Hix (Tennessee '84) (BBall SID)
 Christopher Lakos (Georgia '90)
 Mike Mobley (Georgia '89)
Assistant Directors: Steve Colquitt (Georgia '89), Leland Barrow (Georgia '02), Tanner Tedeschi (Georgia '05), Ben Beaty (Auburn '07), Kate Burkholder (Rutgers '08)
Publications Coord.: Karlene Lawrence
SCD Office Mgr.: Karen Huff
SCD Assistants: Jen Galas, Aimee Russo & Whitney Tarpay (Grad Assts.), Evan Beever, Logan Butler, Caitlin Connell, Charlotte Cornett, Nick Daly, Melanie Dark, Brandon Estroff, Joseph Feldman, Mary Catherine Finnerty, Alex Hilton, Jenny Moss, Matt Oxford, Michael Terry
SCD Mailing Address: P.O. Box 1472
 Athens, GA 30603
SCD Street Address: Butts-Mehre Heritage Hall
 One Selig Circle Athens, GA 30602
SCD Telephone: (706) 542-1621
SCD Faxes: (Butts-Mehre) 542-9339 (Coliseum) 542-7993

The 2011-12 Georgia Basketball Guide was prepared specifically to help members of the media cover the Bulldogs. Any requests beyond the information in the guide — interviews, photos, etc. — should be addressed to Tim Hix, Associate SCD, P.O. Box 1472, Athens, GA 30603. Tel. (706) 542-1621. Fax (706) 542-7993. E-Mail Address: thix@sports.uga.edu. For more info, visit

www.georgiadogs.com

• Credentials

Credentials for University of Georgia home basketball games are issued for working media only and should be requested as early as possible. All requests should be made on official letterhead and sent to:

Tim Hix, Associate SCD
UGA Athletic Association
P.O. Box 1472
Athens, GA 30603-1472
Fax: (706) 542-9339

Passes will be mailed when time allows. **Other single-game credentials will be left at the Media Will Call window, located at the Box Office in the West end of Stegeman Coliseum, located off Sanford Drive.** Credentials are issued on a priority basis.

A limited number of parking passes will also be issued. Media parking for the 2011-12 season will be in the Coverdell lot, located off Smith Street below the Coliseum Training Facility.

• Sports Communications Office

The UGA Sports Communications office is located on the 2nd floor of the Butts-Mehre Heritage Hall, at the corner of Pinecrest and Rutherford Streets in Athens.

• Interviews

Interviews with coaches and players, will be conducted before practice on pre-determined dates outside the Bulldogs' practice gymnasium. Unless the calendar necessitates a change, these availabilities will take place the day before each game. As much advance notice as possible will be given for these dates and times.

Special exceptions to this arrangement can be made with at least one day's notice. Please contact Tim Hix in the Sports Communications office for assistance.

• Post-Game Interviews

After each game, Georgia's locker room is CLOSED to the media. At home games, after a brief cooling-off period, head coach Mark Fox will be brought into the Conference Room, located on Floor Level through Portal #2. Requested players will then follow Coach Fox's in the conference room. At road games, requested players will be brought outside the locker room, while Coach Fox will honor the host institution's post-game procedure, once his radio-show obligations are met.

At home games, visiting teams may determine their own post-game procedure. Most visitors, however, conduct interviews outside their locker room, located through Portal #1.

• Practices

Georgia practice sessions are generally CLOSED to the media. TV cams and photographers are allowed to shoot a pre-determined portion at the beginning of each practice. During this 15-minute period, all photographers are asked to remain in the baseline areas normally reserved for shooting in a game.

• Photographers

Only those accredited photographers working on assignment will be issued sideline credentials. Flashes and strobe units are prohibited unless permission has been granted. Photographers should shoot from the designated endzone locations. No photographers are permitted in the bench area of either team.

• Transmitting Digital Photography

Photographers who wish to transmit their photos on-site — are asked not to use the Press Room facilities. There is a room adjacent to the working Press Room dedicated to the transmission of digital photography.

• High-Speed Internet

Media wishing to obtain high-speed Internet access may log on to the University's LAN, either through wireless or hard-wired method. Both are available in the working Press Rooms. Please see a member of the UGA Sports Communications office to obtain a user name and password for the University network.

• Bulldogs on the Internet

UGA is partnered with CBS College Sports to host its official athletic website. Its address is as follows

<http://www.georgiadogs.com>

The website contains updated game notes, cumulative statistics, boxscores from previous games, weekly audio & video from press conferences, and many other resources. The media guide is also available online.

• Live In-Game Statistics

Media members covering Georgia home games can view a running statistical account on a simple web browser by logging onto the following address:

<http://www.georgiadogs.com/media>

OUTLOOK
PLAYERS
STAFF
OPPONENTS
REVIEW
RECORDS
HISTORY
MEDIA



Covering Georgia Basketball

Georgia Media Directory

Email	Phone
ATHENS BANNER HERALD (Marc Weiszer) mbw33@aol.com	(706) 208-2240
ATHENS BANNER HERALD (Roger Clarkson) roger.clarkson@onlineathens.com	(706) 208-2240
THE RED & BLACK (Nick Fouriezios) nickfour@uga.edu	(678) 755-3896
ATLANTA JOURNAL & CONSTITUTION (Chip Towers) ctowers@ajc.com	(706) 247-5590
ATLANTA JOURNAL & CONSTITUTION (Tim Tucker) ttucker@ajc.com	(706) 543-6487
ATLANTA JOURNAL & CONSTITUTION (Tony Barnhart) tbarnhart@ajc.com	(404) 526-5331
AUGUSTA CHRONICLE (Scott Michaux) scott.michaux@augustachronicle.com	(706) 724-0851
ASSOCIATED PRESS (Paul Newberry) pnewberry@ap.org	(404) 522-8971
ASSOCIATED PRESS (Charles Odum) ceodeum@yahoo.com	(404) 522-8971
MACON TELEGRAPH (Seth Emerson) semerson@macon.com	(301) 728-3806
MACON TELEGRAPH (Mike Lough) mlough@macontel.com	(478) 744-4335
SAVANNAH MORNING NEWS (Anthony Stastny) anthony.stastny@savannahnow.com	(912) 652-0347
MARIETTA DAILY JOURNAL (Andy MacAlpine) SportsEditor@mdjonline.com	(770) 428-9411
ANDERSON INDEPENDENT (Scott Adamson) adamsonsl@independentmail.com	(864) 260-1238
CHATTANOOGA NEWS-FREE PRESS (David Paschall) DPaschall@TimesFreePress.com	(423) 757-6524
GWINNETT DAILY POST (Will Hammock) will.hammock@gwinnettdaily.com	(770) 339-5850
BRUNSWICK NEWS (Murray Poole) newsroom@thebrunswicknews.com	(912) 265-8320
DUBLIN COURIER HERALD (Kelly Caldwell) sports@courier-herald.com	(478) 272-5522
GAINESVILLE TIMES (Brent Holloway) bholloway@gainesvilletimes.com	(770) 532-1234
GEORGIA SPORTS PROPERTIES (Scott Howard) showard@ispsports.com	(706) 340-2691
WUOG RADIO (James Carr) sports@wuog.org	(706) 542-7100
WRFC RADIO - ATHENS (David Johnston) davidj@southembroadcasting.com	(706) 549-6222
WRFC RADIO - ATHENS (Jeff Dantzier) jeff.dantzier1710@msn.com	(706) 549-6222

Email	Phone
UGASports (Anthony Dasher) dash@ugasports.com	(706) 255-2326
DAWG POST (Dean Legge) dean@dawgpost.com	(803) 599-1276
247 SPORTS (Gentry Estes) gestes15@gmail.com	(205) 765-4499
DAWGNATION (Espn) (David Ching) davidchingespn@gmail.com	
WMSL RADIO - ATHENS (Brett Zion, Sports Dir.) news@wmsl.com	(706) 548-8890
WSB-TV - ATLANTA (ABC, Ch. 2) (Chuck Dowdle, Anchor) chuck.dowdle@wsbtv.com	(404) 897-7587
WAGA-TV - ATLANTA (Fox, Ch. 5) (Chip Zeller, Prod.) czell593@foxtv.com	(404) 898-0150
WXIA-TV - ATLANTA (NBC, Ch. 11) (Tracy Carmony, Prod.) krivero@wxia.gannett.com	(404) 873-9145
COMCAST SPORTS SOUTHEAST (Matt Stewart) Matt-Stewart@cable.comcast.com	(770) 559-2300
WSB Radio, News/Talk 750 - Atlanta (Tony Schiavone) tony.schiavone@coxradio.com	(404) 897-7500
WQXI Radio, 790 The Zone - Atlanta (Matt Edgar) medgar@790thezone.com	(404) 238-9476
WCNN Radio, 680 The Fan - Atlanta (Scott McFarlane) scottmcfarlane@680thefan.com	(404) 688-0068
WRDW - TV - AUGUSTA (CBS) (Paul Davis, Sports Director) P.O. Box 1212; Augusta, GA 30903	(803) 278-1212
WJBF - TV - AUGUSTA (ABC) (John Hart, Sports Director) jhart@wjbf.com	(706) 828-7325
WAGT - TV - AUGUSTA (NBC) (Chris Kane, Sports Director) 905 Broad Street; Augusta, GA 30901	(706) 826-0026
WALB - TV - ALBANY (NBC) (Robert Hydrick, Sports Dir.) roberth@walbcom	(229) 446-1010
WMAZ - TV - MACON (CBS) (Dave Solano, Sports Director) dsolano@13wmaz.com	(478) 752-1313
WGXA - TV - MACON (Fox) (Pete Cataldo, Sports Director) pcataldo@fox24.com	(478) 745-2424
WTVM - TV - COLUMBUS (ABC) (Dave Platta, Sports Dir.) 1909 Wynnton Rd.; Columbus, GA 31906	(706) 494-5485
WRBL - TV - COLUMBUS (CBS) (Jack Rodgers, Sports Dir.) jrodgers@wrbl.com	(706) 324-6397
WTOC - TV - SAVANNAH (CBS) (Rick Snow, Sports Dir.) rsnow@wtoct.com	(912) 234-1111

Basketball Quick Facts

Head Coach:

Mark Fox (E. New Mexico '91)

Coaching Record:

at Nevada (2005-09) 123-43 (.741)
at Georgia 35-29 (.547)

Totals (7 seasons) 158-72 (.687)

Assistant Coaches:

Kwanza Johnson (Tulsa '95)
Philip Pearson (Alabama '93)
Stacey Palmore (Livingstone '93)

Director of Basketball Operations:

Kent Davison (Sterling '72)

Operations Coordinator:

Todd Okeson (Nevada '04)

Graduate Manager:

Cory Cason (Georgia '07)

Basketball Trainer:

Colby Pohlmann (Nebraska '02)

Strength & Conditioning Coach:

(Springfield '96)

Basketball Secretary:

Pam Gauld

Basketball Office Telephone:

(706) 542-1432

Courtside Phone: (706) 542-8052

Team Information

2010-11 Records:

21-12 overall, 9-7 in SEC (t3rd in Eastern Division)

Home: 12-4, Road: 7-4, Neutral: 2-4

Post-Season Results:

1-1 in SEC Tournament
0-1 in NCAA Tournament

Starters Returning: 2

No.	Name	Pos.	Ht.	Wt.	Cl.	PPG
3	Dustin Ware	G	5-11	172	Sr.	8.0
22	Gerald Robinson	G	6-1	180	Sr.	12.2

Starters Lost: 3

33	Trey Thompkins	F	6-10	245	Jr.	16.4
1	Travis Leslie	G	6-4	205	Jr.	14.4
50	Jeremy Price	F	6-8	270	Sr.	9.3

Other Lettermen Returning: 6

11	Vincent Williams	G	6-0	160	Jr.	0.7
12	Matt Bucklin	G	6-0	170	Sr.	0.4
20	Connor Nolte	F	6-7	215	Sr.	1.7
23	Sherrard Brantley	G	6-2	185	Jr.	2.9
2	Marcus Thornton	F	6-7	235	So.	1.5
15	Donte' Williams	F	6-9	220	So.	0.8

Other Lettermen Lost: 1

4	Chris Barnes	F	6-8	240	Sr.	3.3
---	--------------	---	-----	-----	-----	-----

Newcomers: 5

1	Kentavious Caldwell-Pope	G	6-5	200	Fr.	---
5	Tim Dixon	F/C	6-9	225	Fr.	---
32	John Florveus	C	6-11	230	Jr.	---
41	John Cannon	C	6-10	245	Fr.	---
42	Nemanja Djurisc	F	6-8	230	Fr.	---

Stegeman Coliseum Diagram

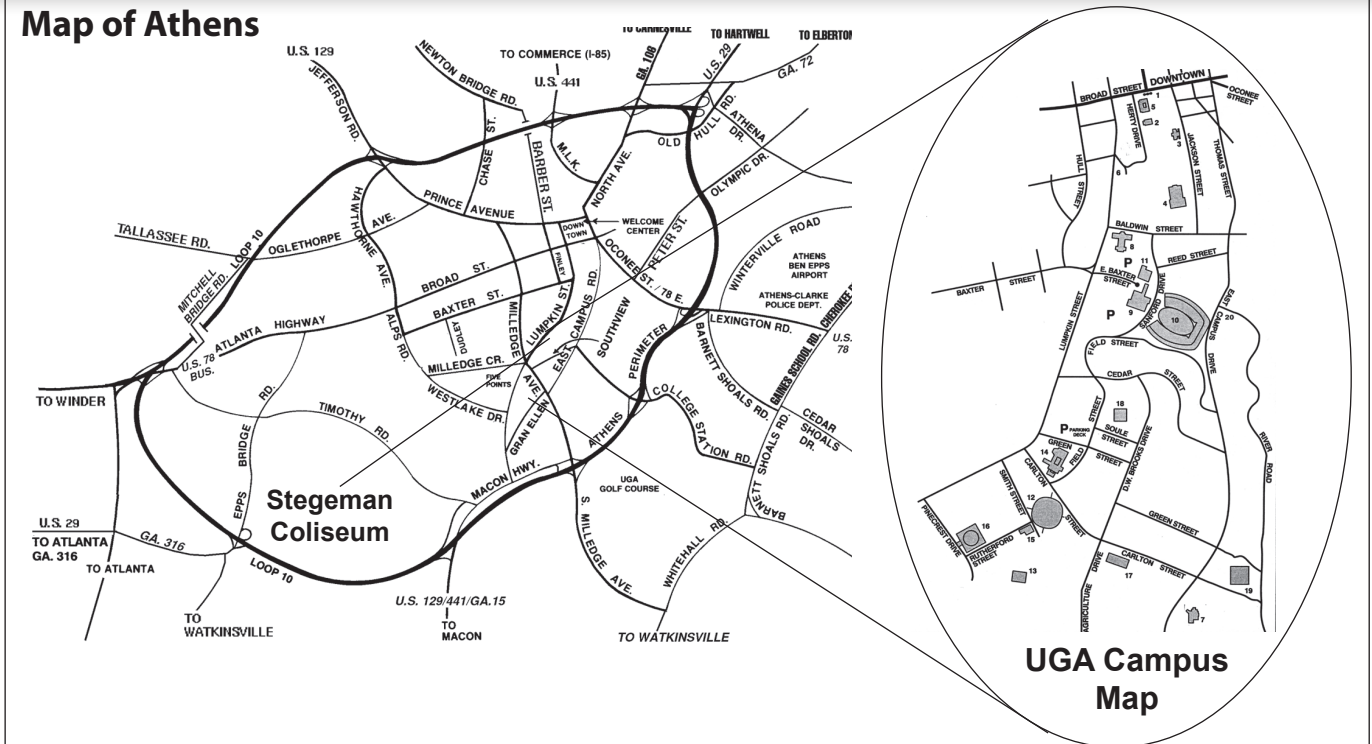




Covering Georgia Basketball

OUTLOOK
PLAYERS
STAFF
OPPONENTS
REVIEW
RECORDS
HISTORY
MEDIA

Map of Athens



Athens-Area Lodging

Best Western Colonial Inn
170 N. Milledge Ave.
(706) 546-7311

Bulldog Inn
1225 Commerce Hwy.
(706) 543-3611

Comfort Inn
3980 Atlanta Hwy.
(706) 227-9700

Courtyard by Marriott
166 N. Finley St.
(706) 369-7000

Days Inn
230 N. Finley St.
(706) 543-6511

Best Inn
2715 Atlanta Hwy.
(706) 549-1530

Foundry Park Inn & Spa
295 E. Dougherty St.
(706) 549-7020

Ga. Center for Cont. Ed.
1197 S. Lumpkin St.
(706) 542-1187

Hampton Inn
2220 W. Broad St.
(706) 548-9600

Hotel Indigo
500 College Avenue
(706) 546-0430

Howard Johnson
2465 W. Broad St.
(706) 548-1111

Hilton Garden Inn
390 E. Washington St.
(706) 353-6800

Holiday Inn
197 E. Broad St.
(706) 549-4433

SpringHill Suites
1901 Founders Blvd.
(706) 227-6005

Super "8" Motel
3425 Atlanta Hwy.
(706) 549-0251

Holiday Inn Express
513 W. Broad St.
(706) 546-8122

Local Taxi Service

- **Ward Limousine** — (706) 353-8099
- **Your Cab Company** — (706) 546-5844

Local Transportation

Airports

• **Athens Ben Epps Airport** (www.athensairport.net)— Commercial air service is available between Athens and Atlanta's Hartsfield-Jackson Int'l. Airport via Georgia Skies (<http://www.pacificwings.com/gsky/gsl/> or 1-877-849-4997). **Car Rental at Athens Airport:** **Hertz Rent-a-Car** — (706) 543-5984

• **Atlanta Hartsfield-Jackson Int'l. Airport** (www.atlanta-airport.com) — Service by all major carriers. Atlanta-to-Athens ground transportation via AAA Airport Express (800) 354-7874.

Driving Directions to Stegeman Coliseum

From Hartsfield-Jackson International Airport

Take Riverdale Road to I-285 East (toward Augusta). Follow I-285 East for 17 miles before exiting onto I-20 East (again, toward Augusta). Follow directions via I-20 from Birmingham.

From Birmingham (Via Interstate 20 East)

- From I-20, exit at Conyers exit (Exit 82 - Ga. Highway 138)
- Left onto Hwy. 138 and continue for approx. 20 miles, where Hwy. 138 merges with U.S. Highway 78 East.
- Continue on Hwy. 78 for 18 miles and turn right onto Ga. Hwy. 316 East.
- Continue on Hwy. 316 for 4 miles. Exit right onto Athens By-Pass (Loop 10).
- Take College Station Road exit. Left onto College Station Rd. Right onto East Campus Road. Left onto Carlton Street. Coliseum is 2 blocks on left.

From Augusta (Via Interstate 20 West)

• From I-20 west, exit at Thomson, Ga. (U.S. Hwy 78). Turn right onto Hwy. 78 and continue to Athens. Left onto Athens By-Pass (Ga. Loop 10) and exit at College Station Road. Turn right onto College Station Rd. Right onto East Campus Rd. Left onto Carlton Street. Coliseum is 2 blocks on left.

From Atlanta (Via Interstate 85 North)

• From I-85 North, exit onto Ga. Hwy. 316 East. Continue on 316 for approx. 40 miles before exiting right onto the Athens By-Pass (Ga. Loop 10). Take College Station Road exit. Left onto College Station Rd. Right onto East Campus Rd. Left onto Carlton Street. Coliseum is 2 blocks on left.

From Greenville, S.C. (Via Interstate 85 South)

• From I-85 South, take the Carnesville exit (Ga. Hwy. 106). Continue into Athens (no turns), where the road becomes North Ave. Continue into downtown Athens, where North Ave. becomes Thomas Street and then East Campus Road. Turn right onto Carlton Street. Coliseum is 2 blocks on left.



Covering Georgia Basketball

UGA Athletic Staff Directory

Frequently Called Numbers (AC 706)

Athletic Administration	542-9037
UGA Ticket Office	877-GADAWGS
Basketball Office	542-1143
Sports Communications	542-1621
Sports Comm. Fax	542-9339
Stegeman Coliseum Press Row	542-8052

Mailing Address Overnight Address

UGA Athletic Association	Butts-Mehre Bldg.
P.O. Box 1472	1 Selig Circle
Athens, GA 30603	Athens, GA 30602

Administration

Greg McGarity, Director of Athletics	542-9037
Frank Crumley, Exec. Associate AD, Finance & Business	542-1306
Carla Williams, Exec. Associate AD, Student Svcs & SWA	542-9103
Josh Brooks, Assistant AD, Internal Affairs	542-0903
Alan Thomas, Associate AD, External Affairs	542-9239
Craig White, Associate AD, Sports & Operations	542-9053
Ted White, Associate AD, Student Services	542-1847
Claude Felton, Sr. Associate AD, Sports Communications	542-1621
Matt Brachowski, Assistant AD, Event Management	542-1135
Glada Horvat, Assistant AD, Academic & Eligibility	542-7955
Ron Courson, Assistant AD, Sports Medicine	542-9060
Charles Whittimore, Assistant AD, Facilities	542-9091
Tim Cearley, Assistant AD, Ticket Operations	542-1231

Basketball Office 542-1143

Mark Fox, Head Basketball Coach
 Kwanza Johnson, Assistant Basketball Coach
 Phillip Pearson, Assistant Basketball Coach
 Stacey Palmore, Assistant Basketball Coach
 Kent Davison, Director of Basketball Operations
 Todd Okeson, Operations Coordinator
 Will MacEwen, Graduate Manager
 Pam Gauld, Basketball Secretary

Athletic Training 542-9060

Ron Courson, Director of Sports Medicine
 Steve Bryant, Associate Athletic Trainer
 Mike Dillon, Associate Athletic Trainer
 Colby Pohlmann, Assistant Athletic Trainer for Men's Basketball
 Mike Dew, Associate Athletic Trainer
 Anna Randa, Assistant Athletic Trainer
 Eric Gunderson, Assistant Athletic Trainer
 Shannon Becker, Assistant Athletic Trainer
 Dave Chandler, Assistant Athletic Trainer
 Emily Miller, Assistant Athletic Trainer
 Jeanne Vaughn, Athletic Insurance Coordinator
 Dr. Fred Reifsteck, Team Physician
 Jen Ketterly, Director of Sports Nutrition
 Maria Breen, Sports Nutritionist

Business Office 542-1306

Frank Crumley, Executive Associate AD
 Becky Stevens, Administrative Assistant
 Stephanie Ransom, Director of Business Operations
 Scott Hallberg, Assistant Director of Business Operations
 Barbara Boyd, Travel Coordinator
 Denise Hughes, Accountant
 Peggy Whitfield, Human Resources Coordinator
 Amy Bales, Human Resources Assistant

Compliance 542-9103

TBA, Assistant AD for Compliance
 Glada Horvat, Assistant AD for Academics & Eligibility

Development 542-9239

Mark Slonaker, Exec. Director, Georgia Bulldog Club
 Carolyn Center, Director of Development
 Steven Farmer, Director of Capital Support

Bethany Hawkins, Director of Athletic Hospitality
 Jay Lowe, Alumni Development Officer
 Mike Cavan, Major Gifts Officer
 Barbara Hartman Howell, Assistant Director of Development/Annual Fund
 Dolores Hughes, Associate Accountant
 Jane Jones, Development Office Manager

Event Management 542-1135

Matt Brachowski, Assistant Athletic Director
 Christie Purks, Associate Director of Event Management
 Dave Williams, Assistant Director of Event Management
 Brendan Dwyer, Athletic Event Assistant
 Keith Hendrix, Event Management Assistant

Information Technology 542-9024

Jeff Daniel, Director of Information Technology - Operations, Infrastructure
 Ludlow Lawson, Director of Information Technology - Client Services
 Chris Argo, Computer Specialist

Marketing and Promotions 542-9039

John Bateman, Director of Marketing
 Emily Deitz, Director of Promotions
 Brenton Shiver, Assistant Director of Promotions
 Dara Hollingsworth & Libby McCormick, Promotions Assistants

Sports Communications 542-1621

Claude Felton, Associate AD for Sports Communications (Football)
 Tim Hix, Associate Director, Sports Comm. (M. Basketball, EQ)
 Christopher Lakos, Associate Director, Sports Comm. (Baseball, W. Tennis)
 Mike Mobley, Associate Director, Sports Comm. (W. Basketball, W. Golf)
 Steve Colquitt, Assistant Director, Sports Comm. (Gymnastics, M. Golf)
 Leland Barrow, Assistant Director, Sports Comm. (Track & Field, XC)
 Tanner Tedeschi, Assistant Director, Sports Comm. (Softball, Volleyball)
 Ben Beaty, Assistant Director, Sports Comm. (Gym, M. Tennis)
 Kate Burkholder, Assistant Director, Sports Comm. (Soccer, Social Media)
 Jen Galas, Aimee Russo & Whitney Tarcy, Sports Comm. Graduate Assistants
 Karlene Lawrence, Publications Coordinator
 Karen Huff, Sports Communications Office Assistant

Strength and Conditioning 542-0687

Joe Tereshinski, Director of Strength and Conditioning
 Keith Gray, Associate Director of S&C, Football
 Katrin Koch, Director of S&C for Olympic Sports
 Sean Hayes, Assistant S&C Coach for Olympic Sports (Basketball)
 Joshua Rucci, Assistant S&C Coach for Olympic Sports

Student Services 542-8388

Carla Williams, Exec. Associate AD
 Robert Miles, Director of CHAMPS/Life Skills
 Ted White, Associate AD, Student Services
 Heather LaBarbera, Director of Student Services
 Claire Foggin, Academic Counselor
 Rhonda Kilpatrick, Academic Counselor
 Cory Kopaniasz, Academic Counselor for Men's Basketball
 Ken Montgomery, Academic Counselor
 Eric Beverly, Academic Counselor
 Sara Bradberry, Academic Counselor
 Emily Breen, Academic Counselor
 Ashley Gresham, Academic Counselor
 Rachel Jones, Academic Counselor
 Beth Klueter, Academic Counselor
 Diane Burts, Asst. Tutorial Coordinator
 Chandra Evans, Student Services Office Mgr.
 Brenda Terrell, Administrative Assistant
 Gayle McBride, Student Services Admin. Assistant

Ticket Office 542-1231

Tim Cearley, Director of Ticket Operations
 Wendy Whittington, Assistant Director of Ticket Operations
 Jeremy Jenkins, Asst. Director of Ticket Operations
 Joan Thompson, Administrative Associate
 Mike Vernon, Information Analyst

OUTLOOK

PLAYERS

STAFF

OPPONENTS

REVIEW

RECORDS

HISTORY

MEDIA



Georgia Basketball on the Airwaves

OUTLOOK
PLAYERS
STAFF
OPPONENTS
REVIEW
RECORDS
HISTORY
MEDIA

The Georgia Bulldog Radio Network

The best and broadest exposure possible for UGA basketball comes from the Georgia Bulldog Radio Network by ISP Sports. Not only with its vast number of affiliates, but also from its powerful flagship station, the network gives coverage to Bulldog hoops that is unmatched by any program nationwide.

IMG Sports provides radio network production for more than 30 major college athletic programs in the SEC and other prominent conferences across the United States. The network flagship is News/Talk 750 WSB — Atlanta's 50,000-watt, clear-channel station —



The Georgia Bulldog Radio Network crew of Scott Howard (left) and Mark Slonaker will work their third season together in 2011-12.

which provides coverage with a signal that reaches more than 35 states and Canada. Mark Slonaker, former Georgia captain, and later assistant coach, will join veteran play-by-play man Scott Howard for their first season together.

Georgia coach Mark Fox can also be heard each Monday night during the season on the Bulldog Hotline, heard over most of the network stations.



Howard



Slonaker

Scott Howard

The voice of **Scott Howard** has become synonymous with Georgia sports and in particular, with Bulldog football and basketball. Howard returns for his 16th season behind the microphone at Georgia basketball games. First a color analyst with legendary voice **Larry Munson**, Howard will be working his 13th season as the Dogs' primary play-by-play announcer.

Howard had been the sports director at Athens radio stations WNGC-WGAU for 12 years before joining IMG Sports in 2009. A 1984 Georgia graduate, he is now the school's primary play-by-play football announcer, taking over for the recently retired Munson, after calling road games since the 2007 season. Howard was also play-by-play announcer for Georgia baseball from 1990-96.

Mark Slonaker

Former Georgia basketball captain Mark Slonaker joined the broadcast

team in 2009 as a color analyst.

The 1980 UGA graduate went straight into the coaching profession, landing first at The Lovett School in Atlanta for three seasons. He ascended into the collegiate ranks, for six years as an assistant at Georgia State and then for six more at his alma mater under coach Hugh Durham. Slonaker then became head coach at Pensacola Junior College before taking an identical post at Mercer in 1997.

The New Jersey native was named National Coach of the Year in 2003 after the Bears enjoyed the biggest turnaround of any team in the country, from 6-23 to 23-6.

Most recently, Slonaker was named Executive Director of the Georgia Bulldog Club in July of 2011. He had previously served for three years as a Regional Director on the staff of the UGA Development Office.

Georgia, SEC Sports on Sirius XM Radio

For the fifth straight season, Georgia basketball games can be heard across the nation on Sirius XM Satellite Radio.

The Southeastern Conference and Sirius XM Radio, the leader in college sports on the radio, have begun Year Three of a five-year broadcast and marketing agreement, under which Sirius XM is the official satellite radio provider of the SEC. The vast majority of basketball games and selected other sports, will be available to subscribers nationwide.

2011-12 Bulldog Radio Network

Market	Station	Freq.
Albany	WGPC AM	1450
Athens	WPUP FM	103.7
Atlanta	WSB AM	750
Augusta	WGAC AM	580
Baxley	WUFE AM	1260
Blackshear	WKUB-FM	105.1
Brunswick	WGIG AM	1440
Calhoun	WJTH AM	900
Carrollton	WLBB AM	1330
Claxton	WCLA AM	1470
Clayton	WRBN FM	104.1
Cleveland	WRWH AM	1350
Columbus	WRCG AM	1420
Dalton	WYYU FM	104.5
Donalsonville	WGMK FM	106.3
Douglas	WDMG AM	860
Douglas	WDMG FM	99.5
Dublin	WDBN FM	107.5
Dublin	WMLT AM	1330
Eatonton	WMGZ FM	97.7
Gainesville	WXKT FM	103.7
Greensboro	WDDK FM	103.9
Hartwell	WKLY AM	980
Hawkinsville	WCEH AM	610
Hawkinsville	WQXZ FM	103.9
Jasper	WLJA FM	93.5
Louisville	WPEH AM	1420
Louisville	WPEH FM	92.1
Macon	WIFN FM	105.5
Macon	WMAC AM	940
Moultrie	WMTM FM	93.9
Newnan	WCOH AM	1400
Rome	WRGA AM	1470
Rome	WSRM FM	95.3
Sandersville	WSNT AM	1490
Savannah	WJLG AM	900
Statesboro	WWNS AM	1240
Sylvania	WSYL AM	1490
Thomaston	WTGA FM	101.1
Thomaston	WTGA AM	1590
Thomasville	WPAX AM	1240
Tifton	WTIF AM	1340
Tifton	WTIF FM	107.5
Valdosta	WVLD AM	1450
Vidalia	WTCQ FM	97.7
Waycross	WWUF FM	97.7
Young Harris	WACF FM	95.1
Fountain Inn, S.C.	WFIS AM	1600
Copperhill, Tenn.	WLSB AM	1400



Georgia Basketball on the Airwaves

INSIDE GEORGIA BASKETBALL WITH HEAD COACH MARK FOX

Each Sunday evening during the season, Georgia fans can review highlights, obtain scouting reports and get an otherwise unseen perspective on Bulldog hoops through "Inside Georgia Basketball With Head Coach Mark Fox." Sports anchor Chuck Dowdle hosts the 30-minute program, which covers much more than the previous week's game footage.

The show takes you behind-the-scenes of the basketball program, giving you a look at the players, plays, and personalities that make up Bulldogs Basketball. It consistently ranks among the metro Atlanta area's Top 10 most watched sports programs each weekend.



"Inside Georgia Basketball With Head Coach Mark Fox" will air Sundays at midnight on WSB TV in Atlanta. Additional stations and airtimes are available on georgiadogs.com.



georgiadogs.com

The new georgiadogs.com includes expanded video sections, daily sports news video features, improved live event video streaming, rich text content features from TV and radio personalities as well as an engaging new web site design that gives fans better access to information about Georgia Basketball.

- LIVE GAME BROADCASTS
- FEATURE STORIES & VIDEOS
- PRESS CONFERENCES
- GAME ARCHIVES

OUTLOOK

PLAYERS

STAFF

OPPONENTS

REVIEW

RECORDS

HISTORY

MEDIA



SEC Basketball



Charles Bloom
Southeastern Conference
Assoc. Commissioner -
Media Relations



Craig Pinkerton
Director of Media Relations
(Basketball Contact)

Charles Bloom - Assoc. Commissioner - Media Relations

Home: (205) 995-0149

Craig Pinkerton - Director of Media Relations

(Men's Basketball Contact)

Cell: (205) 936-9681

Coaches' Teleconference

The 12 SEC head coaches will be featured on a teleconference from 11:00 a.m. - 12:24 p.m. (Eastern) during the 2011-12 season. The call will be held each Tuesday beginning January 2, 2010.

Media representatives wishing to participate in the teleconference should contact the SEC Media Relations Department for further details.

Each coach will appear on the teleconference for seven minutes according to the following schedule:

SEC Coaches' Teleconference Schedule

- 11:00 a.m. Kevin Stallings (Vanderbilt)
- 11:07 a.m. Darrin Horn (South Carolina)
- 11:14 a.m. Billy Donovan (Florida)
- 11:21 a.m. Mark Fox (Georgia)
- 11:28 a.m. Trent Johnson (LSU)
- 11:35 a.m. John Calipari (Kentucky)
- 11:42 a.m. Cuonzo Martin (Tennessee)
- 11:49 a.m. John Pelphrey (Arkansas)
- 12:10 p.m. Anthony Grant (Alabama)
- 12:17 p.m. Tony Barbee (Auburn)
- 12:24 p.m. Andy Kennedy (Ole Miss)
- 12:31 p.m. Rick Stansbury (Miss. State)

Times are Eastern Standard Time

News Releases

The SEC basketball release will be updated regularly and available on before every SEC game at www.secsportsmedia.com. In addition, SEC standings and statistics will be updated each morning during the regular season and each morning after post-season games.

Current league information is also provided on gameday at all member institutions. The Associated Press wire will move the Player-of-the-Week, standings and statistics on a weekly basis.

Internet Services

Media can obtain SEC basketball information through the league's media-only web site: www.secsportsmedia.com. Registration and approval are required. All news releases, as well as updated standings and statistics, can be found on its main web site: www.secsports.com.

SEC Player Awards

The SEC will name a Player-of-the-Week and Freshman of the Week throughout the 2011-12 season (January-March) for Monday afternoon release.

Nominations for the award are made by the SEC basketball sports information directors. The honorees are selected by a vote of the SEC Media Relations staff.

SEC Basketball

2011-12 Television Schedule

More than 100 non-conference games, in addition to every SEC contest, have been scheduled for telecast by a host of network entities:

November

DATE	GAME	NETWORK	TIME
Wed., 11/9	Akron at Miss. State	ESPNU	7:00
Fri. 11/11	Wofford at Georgia	CSS	8:00
	Jackson St. at Florida	FS Florida	7:00
	Marist at Kentucky	FS South	7:00
	Oregon at Vanderbilt	FSN	10:00
Sun. 11/13	Cleveland St. at Vanderbilt	ESPNU	2:00
	Bowling Green at Georgia	ESPNU	6:00
Tues. 11/15	Florida at Ohio State	ESPN2	8:00
	Kentucky vs. Kansas	ESPN	9:00
Thurs. 11/17	North Florida at Florida	FS Florida	8:00
	LSU vs. Northwestern	ESPNU	3:00
	Alabama vs. Maryland	ESPN2	5:00
	Miss. State vs. Texas A&M	ESPN2	7:00
Fri. 11/18	Houston at Arkansas	FSN	8:00
	Miss. State @2K Classic	ESPN2	TBA
Sat. 11/19	Vanderbilt vs. N.C. State	ESPN3	6:30
	Kentucky vs. Penn State	ESPN3	Noon
Sun. 11/20	Kentucky @HofF Classic	ESPNU	Noon
Mon. 11/21	Florida vs. Wright State	FS Florida	7:00
	Vanderbilt @Legends Cl.	ESPN3	TBA
	Tennessee vs. Duke	ESPN2	5:30
	Georgia vs. California	ESPN2	9:45
Tues. 11/22	Georgia @CBE Classic	ESPN2/U	TBA
	Tennessee @Maui Inv.	ESPN/2	TBA
Wed. 11/23	Radford at Kentucky	FS South	7:00
	South Alabama at LSU	CST	8:00
Fri. 11/25	Miami at Ole Miss	FSN	4:00
	Jacksonville at Florida	Sun	7:00
	Georgia at Xavier	FS Ohio / South	8:00
	South Carolina vs. UNC	ESPN2	10:00
Sat. 11/26	Portland at Kentucky	FS South	7:00
Sun. 11/27	VCU at Alabama	ESPNU	9:30
Mon 11/28	Florida vs. Stetson	Sun	7:00
	Xavier at Vanderbilt	ESPN2	7:00
	Georgia at Colorado	FS West	8:30
	Tennessee at Oakland	ESPNU	9:00

December

DATE	GAME	NETWORK	TIME
Thurs 12/1	Providence at USC	ESPNU	7:00
	St. John's at Kentucky	ESPN2	7:30
	Ole Miss at DePaul	ESPNU	9:00
	Georgetown at Alabama	ESPN2	9:30
Fri. 12/2	Florida at Syracuse	ESPN	6:30
	Cincinnati at Georgia	ESPNU	7:00
	Vanderbilt at Louisville	ESPN	8:30
	Auburn at Seton Hall	ESPNU	9:00
Sat. 12/3	UNC at Kentucky	CBS	Noon
	Arkansas at UConn	ESPN	3:15
	Pitt at Tennessee	ESPN	5:15
	LSU at Rutgers	ESPNU	7:00
	West Va. at Miss. State	ESPNU	9:00
Sun. 12/4	Ole Miss at Penn State	BTN	6:00
	USC at Clemson	ESPNU	3:30
Wed. 12/7	Arizona at Florida	ESPN2	7:00
	Georgia Tech at Georgia	FS South	7:00
Fri. 12/9	Florida vs. Rider	CSS	7:00
Sat. 12/10	Troy at Miss. State	FS South	4:00
	Kentucky at Indiana	ESPN	5:15
	Boise State at LSU	CST	8:00
	Austin Peay at Tennessee	CSS	Noon
Sun 12/11	Detroit at Alabama	ESPNU	6:00
Tues 12/13	Fla. Atlantic at Miss. State	CSS	9:00
Wed 12/14	La.-Lafayette at Ole Miss	CSS	7:00
	South Florida at Auburn	CSS	9:00
	Tenn. at Coll. of Chas.	ESPNU	9:00
Thurs 12/15	UC-Irvine at LSU	CST	8:00
Sat 12/17	Florida at Texas A&M	FSN/SUN	2:30
	Georgia at Southern Cal	FS West	10:00
	Alabama vs. Kan. State	ESPNU	10:00
	Indiana State at Vanderbilt	CSS	5:30
	Chattanooga at Kentucky	CSS	8:00
	Ohio St. at South Carolina	ESPN	Noon
	Ole Miss at Southern Miss	FSN	4:30
Mon. 12/19	Marquette at LSU	FSN	9:00
	Miss. Valley St. at Florida	FS Fla.	7:00
Tues. 12/20	Mercer at Georgia	CSS	7:00

OUTLOOK
PLAYERS
STAFF
OPPONENTS
REVIEW
RECORDS
HISTORY
MEDIA



2012 SEC TV Schedule

DATE	GAME	NETWORK	TIME
Wed. 12/21	Samford at Kentucky	ESPN2	7:00
	Lafayette at Vanderbilt	FSN	8:00
	Alabama vs. Okla. State	ESPN2	9:00
Thurs. 12/22	Ole Miss vs. Middle Tenn. State	CSS	9:00
	Auburn vs. Hawaii	ESPNU	TBA
Fri. 12/23	Loyola, Md. at Kentucky	FS South	1:00
	Florida State at Florida	ESPNU	7:00
Sun. 12/25	Auburn @Diamond Head Classic	ESPN2/U	TBA
	Furman at Georgia	CSS	7:00
Tues. 12/27	Auburn at Diamond Head Classic	ESPN2/U	TBA
Wed. 12/28	Winthrop at Georgia	CSS	7:00
Thurs. 12/29	Wofford at South Carolina	CSS	7:00
	Lamar at Kentucky	ESPNU	8:30
	Miss. State at Baylor	ESPN2	9:00
Sat. 12/31	Florida at Rutgers	ESPN2	7:00
	Grambling State at LSU	CST	7:00
	Jacksonville at Alabama	CSS	9:00
Sat. 12/31	Vanderbilt at Marquette	ESPN2	9:00
	Louisville at Kentucky	CBS	Noon
	Yale at Florida	ESPNU	2:00

January

DATE	GAME	NETWORK	TIME
Mon. 1/2	Virginia at LSU	CSS	7:00
Tues. 1/3	UAB at Florida	FSN	7:00
	Alabama at Georgia Tech	ESPNU	9:00
Sat., Jan. 7	SMU at Ole Miss	FSN	9:00
	Alabama at Georgia	FSN	7:00 p.m.
	Florida at Tennessee	ESPN2	11:00 a.m.
Tues., Jan. 10	Ole Miss at LSU	SECN	1:30 p.m.
	Auburn at Vanderbilt	SECN	1:30 p.m.
	Miss. State at Arkansas	CSS	9:00 p.m.
Wed., Jan. 11	Georgia at Florida	ESPN	7:00 p.m.
	Vanderbilt at South Carolina	ESPNU	9:00 p.m.
Thurs., Jan. 12	Arkansas at Ole Miss	SECN	8:00 p.m.
	Kentucky at Auburn	SECN	8:00 p.m.
Sat., Jan. 14	LSU at Alabama	CSS	9:00 p.m.
	Tennessee at Miss. State	ESPN2	9:00 p.m.
Tues., Jan. 17	Georgia at Vanderbilt	SECN	4:00 p.m.
	Kentucky at Tennessee	ESPN	12:00 p.m.
	Ole Miss at Auburn	SECN	1:30 p.m.
Wed., Jan. 18	Alabama at Miss. State	SECN	4:00 p.m.
	Florida at South Carolina	CSS	7:00 p.m.
	LSU at Arkansas	FSN	9:00 p.m.
Tues., Jan. 19	Auburn at LSU	ESPNU	7:00 p.m.
Wed., Jan. 21	Arkansas at Kentucky	ESPN	9:00 p.m.
	Tennessee at Georgia	SECN	8:00 p.m.
Thurs., Jan. 19	Miss. State at Ole Miss	CSS	9:00 p.m.
	Vanderbilt at Alabama	ESPN2	7:00 p.m.
Sat., Jan. 21	Alabama at Kentucky	CBS	12:00 p.m.
	South Carolina at Auburn	SECN	1:30 p.m.
Sat., Jan. 21	Ole Miss at Georgia	SECN	4:00 p.m.
	LSU at Florida	FSN	6:00 p.m.
	Miss. State at Vanderbilt	ESPN2	7:00 p.m.



Tues., Jan. 24	Tennessee at Vanderbilt	ESPNU	7:00 p.m.
	Kentucky at Georgia	ESPN	9:00 p.m.
Wed., Jan. 25	Alabama at South Carolina	SECN	8:00 p.m.
	LSU at Miss. State	SECN	8:00 p.m.
Thurs., Jan. 26	Auburn at Arkansas	CSS	9:00 p.m.
	Florida at Ole Miss	ESPN2	7:00 p.m.
Sat., Jan. 28	Miss. State at Florida	SECN	1:30 p.m.
	Arkansas at Alabama	SECN	1:30 p.m.
Sat., Jan. 28	Kentucky at LSU	SECN	4:00 p.m.
	South Carolina at Ole Miss	FSN	7:00 p.m.
Tues., Jan. 31	Auburn at Tennessee	ESPN2	TBA
	Tennessee at Kentucky	ESPNU	7:00 p.m.
	Vanderbilt at Arkansas	ESPN	9:00 p.m.

February

DATE	GAME	NETWORK	TIME
Wed., Feb. 1	Georgia at Auburn	SCN	8:00 p.m.
Thurs., Feb. 2	South Carolina at Florida	ESPN2	9:00 p.m.
	Vanderbilt at Florida	CBS	1:00 p.m.
Sat., Feb. 4	Arkansas at LSU	SECN	1:30 p.m.
	Auburn at Miss. State	SECN	4:00 p.m.
Tues., Feb. 7	Kentucky at South Carolina	ESPN2	6:00 p.m.
	Georgia at Tennessee	FSN	8:00 p.m.
	Ole Miss at Alabama	ESPN2	TBA
Wed., Feb. 8	Florida at Kentucky	ESPN	7:00 p.m.
	Alabama at Auburn	ESPNU	9:00 p.m.
Thurs., Feb. 9	Arkansas at Georgia	SECN	8:00 p.m.
	South Carolina at Tennessee	SECN	8:00 p.m.
Sat., Feb. 11	LSU at Vanderbilt	CSS	9:00 p.m.
	Ole Miss at Miss. State	ESPN2	7:00 p.m.
Tues., Feb. 14	South Carolina at Arkansas	SECN	1:30 p.m.
	Georgia at Miss. State	SECN	1:30 p.m.
	Tennessee at Florida	SECN	4:00 p.m.
Wed., Feb. 15	Auburn at Ole Miss	FSN	7:00 p.m.
	Kentucky at Vanderbilt	ESPN	9:00 p.m.
Sat., Feb. 18	Alabama at LSU	ESPN2	TBA
	Florida at Alabama	ESPN	7:00 p.m.
Thurs., Feb. 16	Miss. State at LSU	ESPNU	9:00 p.m.
	Georgia at South Carolina	CSS	7:00 p.m.
Sat., Feb. 18	Arkansas at Tennessee	SECN	8:00 p.m.
	Vanderbilt at Ole Miss	ESPN2	9:00 p.m.
Thurs., Feb. 23	Tennessee at Alabama	SECN	1:30 p.m.
	LSU at South Carolina	SECN	1:30 p.m.
Sat., Feb. 25	Ole Miss at Kentucky	SECN	4:00 p.m.
	Florida at Arkansas	ESPN2	6:00 p.m.
Tues., Feb. 28	Miss. State at Auburn	FSN	8:00 p.m.
	Vanderbilt at Georgia	FSN	1:00 p.m.
Wed., Feb. 22	Auburn at Florida	ESPNU	7:00 p.m.
	Kentucky at Miss. State	ESPN	9:00 p.m.
Wed., Feb. 22	Georgia at LSU	SECN	8:00 p.m.
	Ole Miss at Tennessee	CSS	7:00 p.m.
Thurs., Feb. 23	South Carolina at Vanderbilt	SECN	8:00 p.m.
	Alabama at Arkansas	ESPN2	7:00 p.m.
Sat., Feb. 25	Vanderbilt at Kentucky	CBS	12:00 p.m.
	LSU at Ole Miss	SECN	1:30 p.m.
Tues., Feb. 28	Arkansas at Auburn	SECN	4:00 p.m.
	Florida at Georgia	SECN	4:00 p.m.
Wed., Feb. 29	Miss. State at Alabama	ESPN2	6:00 p.m.
	Tennessee at South Carolina	FSN	8:00 p.m.
Wed., Feb. 29	Ole Miss at Arkansas	ESPNU	7:00 p.m.
	Florida at Vanderbilt	ESPN	9:00 p.m.
Wed., Feb. 29	Auburn at Alabama	SECN	8:00 p.m.
	Miss. State at South Carolina	SECN	8:00 p.m.
	Tennessee at LSU	CSS	9:00 p.m.

March

DATE	GAME	NETWORK	TIME
Thurs., March 1	Georgia at Kentucky	ESPN2	9:00 p.m.
Sat., March 3	South Carolina at Georgia	SECN	1:30 p.m.
	LSU at Auburn	CBS	2:00 p.m.
Sun., March 4	Vanderbilt at Tennessee	ESPN2	4:00 p.m.
	Alabama at Ole Miss	SECN	4:00 p.m.
Thurs., Mar. 8	Arkansas at Miss. State	FSN	5:00 p.m.
	Kentucky at Florida	CBS	12:00 p.m.
Fri., Mar. 9	SEC Tournament Games 1-4	SECN	All Day
	SEC Tournament Games 5-8	SECN	All Day
Sat., Mar. 10	SEC Tournament Games 9-10	ABC	1:00 / 3:15 p.m.
Sun., Mar. 11	SEC Tournament Championship	ABC	1:00 p.m.

All Times EASTERN

OUTLOOK

PLAYERS

STAFF

OPPONENTS

REVIEW

RECORDS

HISTORY

MEDIA



Composite SEC Schedule

OUTLOOK
PLAYERS
STAFF
OPPONENTS
REVIEW
RECORDS
HISTORY
MEDIA

NOVEMBER
NOVEMBER / DECEMBER
DECEMBER / JANUARY
JANUARY / FEBRUARY
FEB.-MARCH

6	7 E. Ky. @MSU	8	9 Akron @MSU	10	11 Woff @UGA N. Fla. @UA McNeese @AU Jackson St. @UF Marist @UK La.-Morr. @UM Oregon @VU	12 Nicholls St. @LSU S. Ala. @MSU
13 B. Green @UGA Cleveland St. @VU	14 Oakland @UA Kennesaw St. @AU Grambling St. @UM	15 LSU @Coastal Car. SC @Elon Bucknell @VU UF @Ohio State UK vs. Kansas	16 S.D. St. @UGA Oakland @AR La.-Monroe @UT	17 N. Fla. @UF LSU vs. Northwestern UA vs. Maryland MSU vs. TAMU	18 UA @Puerto Rico TO LSU @Charleston Cl. Houston @AR MSU @2K Sports Cl. UM vs. Drake	19 UM @Paradise Jam VU vs. N.C. State UK vs. Penn State
20 UA @Puerto Rico TO LSU @Charleston Cl. Tenn. St. vs. SC UK @Hoff Tip Classic	21 UGA vs. Cal UF vs. Wright St. VU @Legends Classic UT vs. Duke UM @Paradise Jam	22 UGA @CBE Classic Utah Valley St. @AR Miss. Valley St. @SC UT @Maui Invit.	23 Ala. A&M @UA Radford @UK South Ala. @LSU UT @Maui Invit.	24	25 UGA @Xavier Miami @UM Jax @UF Mornmouth @VU SC vs. UNC Nicholls St. @AU UT-Martin @MSU	26 Grambling St. @AR Portland @UK SC @Las Vegas Inv.
27 North Texas @MSU VCU @UA	28 UGA @Colorado Ark.-PB @AU UF vs. Stetson Xavier @VU UT @Oakland	29 LSU @Houston	30 MVSV @AR	1 Providence @SC St. John's @UK UM @DePaul Georgetown @UA	2 Cincinnati @UGA UF @Syracuse VU @Louisville AU @Seton Hall	3 UNC @UK AR @UConn Pitt @UT LSU @Rutgers Wva. @MSU
4 UM @Penn State SC @Clemson	5	6	7 Ga. Tech @UGA UA @Dayton VU @Davidson Arizona @UF	8	9 UF vs. Rider	10 AR @Oklahoma Troy @MSU UK @Indiana Boise St. @LSU Austin Peay @UT MVSV @UM
11 Detroit @UA	12	13 Presbyterian @SC Fla. Atlantic @MSU	14 La.-Laf. @UM South Fla. @AU UT @Coll. of Chas.	15 UC-Irvine @LSU	16	17 UGA @So. Cal SE La. @AR UF @TAMU MSU @Det. M. UA vs. K-State Ind. St. @VU Chatt. @UK Ohio St. @SC UM @USM
18	19 FAMU @AU Marquette @LSU MVSV @UF Longwood @VU	20 Mercer @UGA E. Ky. @AR Samford @UK UNC-A @UT	21 SE La. @SC Lafayette @VU UA vs. Okla. St. UM vs. MTSU	22 AU vs. Hawaii LSU @N. Texas Loyola, Md. @UK Fla. State @UF La. Tech @AR MSU vs. NW State	23 Furman @UGA AU @Dia. Head Cl. ETSU @UT	24
25 AU @Dia. Head Cl.	26	27 Winthrop @UGA	28 Charlotte @AR Wofford @SC Lamar @UK MSU vs. Baylor	29 UF @Rutgers Grambling @LSU Jax @UA VU @Marquette Citadel @UT	30 Del St. @UGA Texas So. @AR Ga. So. @AU UM @Dayton	31 Louisville @UK Utah St. @MSU Yale @UF USC-U @SC
1	2 UVA @LSU Miami, OH @VU B-Cookman @AU Chatt. @UT	3 S.C. St. @SC UAB @UF UA @Ga. Tech SMU @UM Sav. State @AR UK vs. UALR	4 AU @Fla. State UT @Memphis	5	6	7 UA @UGA SC @UK UM @LSU AU @VU
8	9	10 UG @UF VU @SC	11 AR @UM UK @AU LS @UA	12 UT @MSU	13	14 UGA @VU UA @MSU UM @AU UF @SC UK @UT LSU @AR
15	16	17 AU @LSU AR @UK	18 UT @UGA MSU @UM	19 VU @UA	20	21 UM @UGA UA @UK SC @AU LSU @UF MSU @VU
22	23	24 UK @UGA UT @VU	25 UA @USC LSU @MSU AU @AR	26 UF @UM	27	28 MS @UF AR @UK UK @LSU SC @UM AU @UT
29	30	31 UT @UK	1 UGA @AU	2 USC @UF	3	4 UG @UT VU @UF AR @LSU AU @MSU UK @SC UM @UA
5	6	7 UF @UK UA @AU	8 AR @UGA SC @UT LSU @VU	9 UM @MSU	10	11 UG @MSU SC @AR UT @UF UK @VU UA @LSU
12	13	14 UF @UA MSU @LSU	15 UGA @SC AR @UT	16 VU @UM	17	18 VU @UG LSU @SC UM @UK UF @AR MSU @AU
19 VU @UGA	20	21 AU @UF UK @MSU	22 UGA @LSU UM @UT SC @VU	23 UA @AR	24	25 UF @UGA VU @UK LSU @UM AR @AU MSU @UA UT @SC
26	27	28 UM @AR UF @VU	29 AU @UA MSU @SC UT @LSU	1 UGA @UK	2	3 SC @UGA LSU @AU VU @UT UA @UM AR @MSU
4 UK @UF	5	6	7	8	9 SEC Tournament - Mar. 8-11 @New Orleans, La.	10



2011-12 Sports Information Directory



Alabama

Ty Patton

Phone: (205) 348-6084

Cell: (205) 310-1271

Fax: (205) 348-8841

Email: tpatton@ia.ua.edu

Press Row: (205) 348-6084

Web: www.rolltide.com

Twitter: @alabamahoops

Arkansas

Phil Pierce

Phone: (479) 575-7430

Cell: (479) 575-7430

Fax: (479) 575-7481

Email: ppierce@uark.edu

Press Row: (479) 575-6622

Web: arkansasrazorbacks.com

Twitter: @ArkRazorbacks

Auburn

Chuck Gallina

Phone: (334) 844-9800

Cell: (334) 502-0929

Fax: (334) 826-9151

Email: gallica@auburn.edu

Press Row: (334) 844-1933

Web: auburntigers.com

Twitter: @aubasketball

Bowling Green

Jason Knavel

Phone: (419) 372-7075

Cell: (814) 464-5009

Fax: (419) 372-6969

Email: jknavel@bgsu.edu

Press Row: (419) 372-7131

Web: BGSUFalcons.com

Twitter: @bgathletics

California

Jeremy Wu

Phone: (510) 642-5363

Cell: (510) 642-5363

Fax: (510) 643-7778

Email: jeremyw@berkeley.edu

Press Row: (510) 642-3098

Web: calbears.com

Twitter: @CalAthletics

Cincinnati

Andre Foushee

Phone: (513) 556-5182

Cell: (814) 464-5009

Fax: (513) 556-0619

Email: foushea@ucmail.uc.edu

Press Row: (513) 556-3800

Web: gobearcats.com

Twitter: @Andre_UCSID

Colorado

Andrew Green

Phone: (303) 492-3812

Cell: (720) 470-9780

Fax: (303) 492-3811

Email: andrew.green@colorado.edu

Press Row: (303) 492-1552

Web: cubuffs.com

Twitter: @cubuffs

Delaware State

Dennis Jones

Phone: (302) 857-6068

Cell: (302) 857-6068

Fax: (302) 857-6034

Email: djones@desu.edu

Press Row: (302) 857-7112

Web: dsuhornets.com

Twitter: @DSUAthletics

Florida

Denver Parler

Phone: (352) 375-4683

Cell: (352) 318-3493

Fax: (352) 372-5801

Email: denverp@gators.ufl.edu

Press Row: (352) 371-0281

Web: gatorzone.com

Twitter: @GatorZoneMBK

Furman

Jordan Caskey

Phone: (864) 294-3065

Cell: (864) 567-1654

Fax: (864) 294-3061

Email: jordan.caskey@furman.edu

Press Row: (864) 294-3620

Web: furmanpaladins.com

Twitter: @FurmanPaladins

Georgia Tech

Mike Stamus

Phone: (404) 894-5445

Cell: (404) 218-9723

Fax: (404) 295-8703

Email: mstamus@athletics.gatech.edu

Press Row: (404) 894-5458

Web: ramblingwreck.com

Twitter: @GTMBK

Kentucky

DeWayne Peevy

Phone: (859) 257-3838

Cell: (859) 227-1779

Fax: (859) 323-4310

Email: dewayne.peevy@uky.edu

Press Row: (859) 252-3602

Web: ukathletics.com

Twitter: @UKCoachCalipari

LSU

Kent Lowe

Phone: (225) 578-8226

Cell: (225) 241-4360

Fax: (225) 578-1861

Email: clowe@lsu.edu

Press Row: (225) 578-8226

Web: lsusports.net

Twitter: @lsubasketball

Mercer

Dave Beyer

Phone: (478) 301-2735

Cell: (478) 301-2735

Fax: (478) 301-5350

Email: beyer_wd@mercer.edu

Press Row: (478) 301-5161

Web: mercerbears.com

Twitter: @MercerBears

Ole Miss

Joey Jones

Phone: (662) 915-7522

Cell: (662) 816-7512

Fax: (662) 915-7006

Email: joeyj@olemiss.edu

Press Row: (662) 236-1931

Web: olemisssports.com

Twitter: @OleMissNow

Miss. State

Gregg Ellis

Phone: (662) 325-3595

Cell: (662) 418-8494

Fax: (662) 325-3654

Email: gellis@athletics.ms-state.edu

Press Row: (662) 325-3776

Web: mstateathletics.com

Twitter: @msuhoopsgregg

Missouri

Dave Reiter

Phone: (573) 884-2437

Cell: (573) 424-8740

Fax: (573) 882-4720

Email: reiterd@missouri.edu

Press Row: (573) 882-1442

Web: mutigers.com

Twitter: @Mizzou_Sports

Notre Dame

Bernadette Cafarelli

Phone: (574) 631-8458

Cell: (574) 532-0249

Fax: (574) 631-7941

Email: Cafarelli.1@nd.edu

Press Row: (574) 631-5309

Web: und.com

Twitter: @UND_com

South Carolina

Emily Feeney-Molinary

Phone: (803) 777-8204

Cell: (803) 727-3284

Fax: (803) 777-2967

Email: efeeney@mailbox.sc.edu

Press Row: (803) 777-6182

Web: gamecocksonline.com

Twitter: @GamecockMBB

South Dakota St.

Ryan Sweeter

Phone: (605) 688-4822

Cell: (605) 376-4422

Fax: (605) 688-5999

Email: ryan.sweeter@sdstate.edu

Press Row: (605) 688-4623

Web: gojacks.com

Twitter: @SDSU_Jacks

Southern Cal

David Tuttle

Phone: (213) 740-8480

Cell: (213) 725-3102

Fax: (213) 740-7584

Email: davidtut@usc.edu

Press Row: (213) 740-3900

Web: usctrojans.com

Twitter: @USC_Athletics

Tennessee

Tom Satkowiak

Phone: (865) 974-1212

Cell: (865) 696-2897

Fax: (865) 974-1269

Email: tomsid@utk.edu

Press Row: (865) 544-0789

Web: UTSports.com

Twitter: @Vol_Hoops

Vanderbilt

Andy Boggs

Phone: (615) 322-4121

Cell: (615) 828-8895

Fax: (615) 343-7064

Email: andy.boggs@vanderbilt.edu

Press Row: (615) 320-0436

Web: vucommodores.com

Twitter: @VandyMBB

Winthrop

Jack Frost

Phone: (803) 323-2129

Cell: (803) 984-3422

Fax: (803) 323-2433

Email: frostj@winthrop.edu

Press Row: (803) 323-2156

Web: winthropeagles.com

Twitter: @WUEagles

Wofford

Brent Williamson

Phone: (864) 597-4093

Cell: (864) 809-8900

Fax: (864) 597-4129

Email: williamsonb@wofford.edu

Press Row: (864) 597-4487

Web: woffordterriers.com

Twitter: @woffordterriers

Xavier

Tom Eiser

Phone: (513) 745-3124

Cell: (513) 382-5565

Fax: (513) 745-2825

Email: eiser@xavier.edu

Press Row: (513) 745-3929

Web: goxavier.com

Twitter: @Eiser_XU_Hoops

SEC Office

Craig Pinkerton

Phone: (205) 458-3010

Cell: (205) 936-9681

Fax: (205) 458-3030

Email: cpinkerton@sec.org

Web: secsports.com

Twitter: @SECSportsUpdate

Progressive

CBE Classic

Ray Cella, Gazelle Group

Phone: (609) 921-1300

Web: http://www.gazellegroup.com/events/cbe/index_main.htm



2011 Results / 2012 Schedule

2010-11 Results

Date	W-L	Score	Opponent (TV)	Site
11/4	W	85-48	AUGUSTA STATE (Exh.)	ATHENS
11/12	W	72-70	MISS. VALLEY ST. (CSS)	ATHENS
11/16	W	83-74	COLORADO (FSN)	ATHENS
11/20	W	61-59	Saint Louis	St. Louis, Mo.
11/25	L(2OT)	83-89	Notre Dame*	Lake Buena Vista, Fla.
11/26	L	58-65	#21 Temple*	Lake Buena Vista, Fla.
11/28	W	61-58	Manhattan*	Lake Buena Vista, Fla.
12/3	W	66-64	UAB (FSN)	ATHENS
12/7	W	73-72	Georgia Tech (ESPN2)	Atlanta, Ga.
12/18	W	68-59	ARKANSAS STATE (CSS)	ATHENS
12/21	W	85-38	HIGH POINT (CSS)	ATHENS
12/23	W	56-53	Mercer (CSS)	Macon, Ga.
12/28	W	70-55	CHARLESTON SOUTHERN (CSS)	ATHENS
12/31	W	64-57	EASTERN KENTUCKY (FSN)	ATHENS
1/8	W	77-70	#10 KENTUCKY (SECN)	ATHENS
1/12	L	66-73	Vanderbilt (SECN)	Nashville, Tenn.
1/15	W	98-76	Ole Miss (FSN)	Oxford, Miss.
1/18	L	57-59	TENNESSEE (ESPNU)	ATHENS
1/22	W	86-64	MISS. STATE (SECN)	ATHENS
1/25	L (2OT)	91-104	#24 FLORIDA (ESPN)	ATHENS
1/29	L	60-66	#14 Kentucky (ESPN)	Lexington, Ky.
2/2	W	60-59	Arkansas (CSS)	Fayetteville, Ark.
2/5	W (OT)	81-72	AUBURN (SECN)	ATHENS
2/8	L	57-65	XAVIER (ESPNU)	ATHENS
2/12	W	60-56	South Carolina (SECN)	Columbia, S.C.
2/16	L	56-64	#18 VANDERBILT (ESPNU)	ATHENS
2/19	W	69-63	Tennessee (CBS)	Knoxville, Tenn.
2/24	L	62-71	#13 Florida (ESPN2)	Gainesville, Fla.
2/26	W	64-48	SOUTH CAROLINA (FSN)	ATHENS
3/2	W	73-53	LSU (SECN)	ATHENS
3/5	L	57-65	Alabama (SECN)	Tuscaloosa, Ala.
3/10	W	69-51	Auburn (SECN)#	Atlanta, Ga.
3/11	L (OT)	59-65	Alabama (SECN)#	Atlanta, Ga.
3/18	L	65-68	Washington (CBS)&	Charlotte, N.C.

*Old Spice Classic - Lake Buena Vista, Fla.
 #SEC Tournament - Atlanta, Ga.
 &NCAA Tournament - Charlotte, N.C.

2011-12 Schedule

Date	Opponent (TV)	Site	Time
11/4	MOREHOUSE (Exh.)	ATHENS	7:00 p.m.
11/11	WOFFORD (CSS)	ATHENS	8:00 p.m.
11/13	BOWLING GREEN (ESPNU)*	ATHENS	6:00 p.m.
11/16	SOUTH DAKOTA STATE*	ATHENS	7:00 p.m.
11/21	California (ESPN2)*	Kansas City, Mo.	9:45 p.m.
11/22	Missouri/Notre Dame* (ESPN2/U)	K.C., Mo.	TBA
11/25	Xavier (FSNO)	Cincinnati, Ohio	8:00 p.m.
11/28	Colorado (FSN)	Boulder, Colo.	8:30 p.m.
12/2	CINCINNATI (ESPNU)#	ATHENS	7:00 p.m.
12/7	GEORGIA TECH (FSNS)	ATHENS	7:00 p.m.
12/17	Southern Cal (FSN)	Los Angeles, Calif.	10:00 p.m.
12/20	MERCER (CSS)	ATHENS	7:00 p.m.
12/23	FURMAN (CSS)	ATHENS	7:00 p.m.
12/27	WINTHROP (CSS)	ATHENS	7:00 p.m.
12/30	DELAWARE STATE	ATHENS	2:00 p.m.
1/7	ALABAMA (FSN)	ATHENS	7:00 p.m.
1/10	Florida (ESPN)	Gainesville, Fla.	7:00 p.m.
1/14	Vanderbilt (SECN)	Nashville, Tenn.	4:00 p.m.
1/18	TENNESSEE (SECN)	ATHENS	8:00 p.m.
1/21	OLE MISS (SECN)	ATHENS	4:00 p.m.
1/24	KENTUCKY (ESPN)	ATHENS	9:00 p.m.
2/1	Auburn (SECN)	Auburn, Ala.	8:00 p.m.
2/4	Tennessee (FSN)	Knoxville, Tenn.	8:00 p.m.
2/8	ARKANSAS (SECN)	ATHENS	8:00 p.m.
2/11	Miss. State (SECN)	Starkville, Miss.	7:00 p.m.
2/15	South Carolina (CSS)	Columbia, S.C.	7:00 p.m.
2/19	VANDERBILT (FSN)	ATHENS	1:00 p.m.
2/22	LSU (SECN)	Baton Rouge, La.	8:00 p.m.
2/25	FLORIDA (SECN)	ATHENS	4:00 p.m.
3/1	Kentucky (ESPN/2)	Lexington, Ky.	9:00 p.m.
3/3	SOUTH CAROLINA (SECN)	ATHENS	1:30 p.m.
3/8-11	SEC Tournament	New Orleans, La.	TBA

All times Eastern
 *Progressive CBE Classic
 #Big East / SEC Invitational

OUTLOOK
PLAYERS
STAFF
OPPONENTS
REVIEW
RECORDS
HISTORY
MEDIA



Radio / TV Spotting Chart

1 Kentavious Caldwell-Pope



Guard/Fwd. 6-5 200
Freshman
Greenville, Ga.
Greenville HS

2 Marcus Thornton



Forward 6-7 235
Sophomore 1 Letter
Atlanta, Ga.
Westlake HS

3 Dustin Ware



Guard 5-11 172
Senior 3 Letters
Powder Springs, Ga.
N. Cobb Christian

5 Tim Dixon




Fwd./Center 6-9 225
Freshman
Columbus, Ga.
Oldsmar, Fla., Christian

10 Elliott Long



Guard/Fwd. 6-4 195
R. Freshman
Norcross, Ga.
Greater Atlanta Chr.

11 Vincent Williams



Guard 6-0 160
Junior 2 Letters
Homestead, Fla.
South Dade HS

12 Matt Bucklin



Guard 6-0 170
Senior 2 Letters
Marietta, Ga.
Pope HS

15 Donte Williams



Forward 6-9 220
Sophomore 1 Letter
Ellenwood, Ga.
Miller Grove HS

20 Connor Nolte



Guard/Fwd. 6-7 215
Senior 1 Letter
Alpharetta, Ga.
Milton HS / Furman

22 Gerald Robinson, Jr.



Guard 6-1 180
Senior 1 Letter
Nashville, Tenn.
MLK / Tenn. State

23 Sherrard Brantley



Guard 6-2 185
Junior 1 Letter
Dublin, Ga.
Dublin / NW Fla. St. CC

32 John Florveus



Fwd./Center 6-11 230
Junior Transfer
Miami, Fla.
Hillsborough CC

41 John Cannon



Center 6-10 245
Freshman
Burnsville, N.C.
Mountain Heritage HS

42 Nemanja Djuric



Forward 6-8 230
Freshman
Podgorica, Montenegro
South Kent (Conn.)

Mark Fox



Head Coach
Third Season
at UGA: 35-29
Overall: 158-72

**2011-2012
KEY RETURNEES**

Marcus Thornton

Donté Williams

Sherrard Brantley

Vincent Williams

