



# GEORGIA BASKETBALL

## 2018-19 GEORGIA LADY BULLDOGS GAME NOTES

Tray Littlefield

Associate Sports Communications Director

1 Selig Circle, Athens, GA 30602

Phone: (205) 504-4566 | Email: trayl@sports.uga.edu

### 2018-19 SCHEDULE/RESULTS

**Record: 17-10, 8-6 SEC**

Home: 13-2 | Away: 3-7 | Neutral: 1-1

#### NOVEMBER

9	ST. BONAVENTURE (SECN+)	W, 67-40
11	WINTHROP (SECN+)	W, 85-39
14	at UCLA (Pac-12 Network)	L, 80-69
18	at Georgia Tech (ACC Network)	L, 63-53
22	Morgan State#	W, 60-33
24	#7 Maryland#	L, 58-51
28	MERCER (SECN+)	W, 67-60

#### DECEMBER

2	CHARLESTON SOUTHERN (SECN+)	W, 83-75
4	FURMAN (SECN+)	W, 61-38
14	at Villanova	L, 62-56
19	LIPSCOMB (SECN+)	W, 77-45
21	GEORGIA SOUTHERN (SECN+)	W, 81-38
28	PRESBYTERIAN (SECN+)	W, 83-59

#### JANUARY

3	LSU (SECN+)*	W, 63-50
6	at Vanderbilt (SECN+)*	W, 71-64
10	at #6 Mississippi State (SECN)*	L, 80-71
13	#13 TENNESSEE (ESPN2)*	W, 66-62
17	at Missouri (SECN)*	L, 61-35
20	TEXAS A&M ESPN2)*	L, 76-66
27	ALABAMA (ESPNU)*	L, 58-53
31	at Arkansas (SECN+)*	W, 80-72

#### FEBRUARY

3	at Auburn (SECN)*	L, 59-58 (OT)
10	FLORIDA (ESPNU)*	W, 93-58
14	at #11 South Carolina (SECN)*	L, 65-57
18	OLE MISS (SECN)*	W, 78-56
21	ARKANSAS (SECN+)*	W, 93-83
24	at Alabama (SECN)*	W, 76-67 (OT)
28	at Florida (SECN+)*	7:00 p.m.

#### MARCH

3	KENTUCKY (SECN)*	1:00 P.M.
---	------------------	-----------

Home games listed in **BOLD**

\* - Denotes SEC Game

# - Puerto Rico Clasico



### WHERE TO WATCH

**Network:** SEC Network +

**Play-By-Play:** Kyle Crooks

**Analyst:** Brittany Davis



### HOW TO LISTEN

**Network:** Georgia Bulldog Sports Network (IMG)

**Play-By-Play:** Jeff Dantzer

**Athens Affiliate:** 960 AM and 103.7 FM

### FOLLOW THE LADY BULLDOGS



Georgia Women's Basketball



@UGA\_WBB



@UGA\_WBB

### TODAY'S GAME: GEORGIA (17-10, 8-6 SEC) AT FLORIDA (6-21, 2-12 SEC) | 7 P.M. ET | EXACTECH ARENA (10,133)



#### GEORGIA LADY BULLDOGS

**Head Coach:** Joni Taylor

**Career Record:** 80-42 (4th year)

**Record at School:** Same

**Leading Scorer:**

Caliya Robinson (14.9 ppg)

**Leading Rebounder:**

Caliya Robinson (8.3 rpg)

VS.



#### FLORIDA GATORS

**Head Coach:** Cam Newbauer

**Career Record:** 96-90 (6th year)

**Record at School:** 17-40 (2nd year)

**Leading Scorer:**

Funda Nakkasoglu (16.6 ppg)

**Leading Rebounder:**

Delicia Washington (7.7 rpg)

### OPENING TIP: GEORGIA TAKES THREE-GAME WIN STREAK TO GAINESVILLE

» Georgia, which has won three-straight and four of its last five games, travels to Florida to take on the Gators at 7 p.m. ET.

» Associate head coach Karen Lange will once again serve as acting head coach. There is no timetable for coach Joni Taylor's return. Taylor gave birth to Drew Simone Taylor on Feb. 19.

» Lange is 6-2 overall as acting head coach at Georgia. She went 4-2 in 2016 and is 2-0 this season.


» The Lady Bulldogs have won three-straight contests against the Gators, including this year's 93-58 win against Florida in Athens. The 93 points were the most for Georgia against an SEC team since the 2013 NCAA Elite Eight team scored 95 against Alabama.

» Senior forward Caliya Robinson earned the most recent SEC Player of the Week honor. Georgia's lone senior has scored over 20 points in three-straight games and has recorded back-to-back double-doubles. Over the last three contests, Robinson is averaging a double-double of 24.7 ppg and 10.0 rpg.

» Redshirt-junior point guard Taja Cole has broken into the top-5 nationally in total assists with an SEC-best 179 dimes this season (34 more than the next closest SEC player). Cole has totaled five or more assists in 22 games and 10 or more helpers on five occasions this season.

» After missing the first eight games of the year due to a knee injury, 2018 SEC All-Freshman team member Que Morrison is starting to find her rhythm late in the season. She has played 30 minutes or more in each of the last four games, has started eight consecutive contests and most recently scored a season-high 16 points in the win against Arkansas last week.

### GEORGIA'S STARTING FIVE (BASED ON PREVIOUS GAMES)



#0	TAJA COLE R-JR // G	#2	GABBY CONNALLY SO // G	#23	QUE MORRISON SO // G	#11	MAYA CALDWELL SO // G / F	#4	CALIYA ROBINSON SR // F
MIN: 34.3		MIN: 34.7		MIN: 23.2		MIN: 17.0		MIN: 29.3	
PPG: 12.5		PPG: 12.5		PPG: 4.5		PPG: 5.1		PPG: 14.9	
FG%: 41.2%		FG%: 41.8%		FG%: 46.4%		FG%: 42.1%		FG%: 48.8%	
3FG%: 23.1%		3FG%: 38.4%		3FG%: 38.9%		3FG%: 21.2%		3FG%: 30.6%	
FT%: 58.3%		FT%: 87.5%		FT%: 85.0%		FT%: 54.2%		FT%: 73.6%	

### SERIES HISTORY: GEORGIA VS. FLORIDA

Overall: Georgia leads, 56-17

In Athens: Georgia leads, 30-5

In Gainesville: Georgia leads, 24-11

Neutral Sites: Georgia leads, 2-1

Current Streak: Georgia has won three straight

Last Meeting: Georgia won, 93-58 (2/10/19)

Largest Margin of Victory: Georgia won, 105-62 (1/12/03)

Largest Defeat: Florida won, 94-61 (1/7/98)



Front Row (left to right): Malury Bates, Maya Caldwell, Caliya Robinson, Stephanie Paul, Jenna Staiti

Back Row (left to right): Taja Cole, Ari Henderson, Caitlin Hose, Donnetta Johnson, Kaila Hubbard, Que Morrison and Gabby Connally

## NUMERICAL ROSTER

No.	Name	Pos.	Ht.	Cl./Exp.	Hometown/Previous School
0	Taja Cole	G	5-8	R-Jr.-1L	Richmond, Va. / University of Louisville
1	Donnetta Johnson	G	5-11	Fr.-HS	Queens, N.Y. / Baldwin HS
2	Gabby Connally	G	5-6	So.-1L	San Antonio, Texas / Brandeis HS
3	Stephanie Paul	G/F	6-1	Jr.-2L	Naples, Fla. / Community School of Naples
4	Caliya Robinson	F	6-3	Sr.-3L	Marietta, Ga. / McEachern HS
10	Caitlin Hose	G	5-9	Fr.-HS	Hazel Green, Ala. / Hazel Green HS
11	Maya Caldwell	G	5-10	So.-1L	Charlotte, N.C. / Davidson Day School
12	Kaila Hubbard	G	5-10	Fr.-HS	Jonesboro, Ga. / Holy Innocents HS
14	Jenna Staiti	C	6-6	R-So.-TR	Cumming, Ga. / University of Maryland
22	Malury Bates	F	6-2	So.-1L	Roanoke, Va. / William Fleming HS
23	Que Morrison	G	5-7	So.-1L	Riverdale, Ga. / McEachern High School
25	Ari Henderson	G	5-7	Jr.-2L	Stone Mountain, Ga. / Chamblee HS

## COACHING STAFF

Head Coach: Joni Taylor (Alabama '02, fourth season at UGA as head coach and 17th overall)

Associate Head Coach: Karen Lange (Iowa '96, fourth season at UGA and 22nd overall)

Assistant Coaches: Robert Mosley (Miles '99, seventh season at UGA and ninth overall)  
Chelsea Newton (Rutgers '05, fourth season at UGA and 10th overall)

## PRONUNCIATION GUIDE

MAYA (MY-uh) Caldwell

TAJA (Tah-juh) Cole

ARI (Are-ee) Henderson

QUE (like the letter 'Q') Morrison

CALIYA (Cuh-lie-uh) Robinson

Jenna STAITI (STATE-ee)






**Season Stats**

PPG	RPG	Assists	FG%	3FG%	FT%
<b>10.8</b>	<b>5.2</b>	<b>179</b> (SEC best)	<b>41.2%</b>	<b>23.1%</b>	<b>58.3%</b>

**Career Highs**

Points: 22, at UCLA, 2018 Rebounds: 10, at UCLA, 2018 Assists: 12, vs. Florida, 2019

**#0**
**TAJA COLE (TAH-JUH) // G**
**Highlights**

- » Nancy Lieberman Award Watch List for nation's top point guard
- » Ranks first in the SEC in assists (6.9 per game and 179 total) and fifth nationally
- » Owns three of the top six individual single-game assist performances in the SEC this season
- » Has 34 more assists than the next closest SEC player this year (Jazzmun Holmes, MSU, 145)
- » Moved past Teresa Edwards and is tied with Lady Hardmon for seventh place in single-season assists at Georgia with 179; needs six more to tie Bernadette Locke with 185


**Season Stats**

PPG	RPG	Assists	FG%	3FG%	FT%
<b>3.0</b>	<b>2.0</b>	<b>8</b>	<b>33.0%</b>	<b>30.0%</b>	<b>41.7%</b>

**Career Highs**

Points: 11, vs. Mercer, 2018 Rebounds: 5, 3X, last vs. Texas A&amp;M, 2019 Assists: 2, 2X, last vs. LSU, 2019

**#1**
**DONNETTA JOHNSON // G**
**Highlights**

- » SEC Freshman of the Week following the win against No. 13 Tennessee
- » Scored all five of her points in the third against the Lady Vols, knocking in a 3-point to help her team climb back within six. That 3-pointer jumpstarted a 13-4 run that allowed the Lady Bulldogs to tie the game
- » Scored five-straight points in the third quarter against Mississippi State to cut the seven-point deficit to just two points


**Season Stats**

PPG	RPG	Assists	FG%	3FG%	FT%
<b>12.5</b>	<b>2.3</b>	<b>81</b>	<b>41.8%</b>	<b>38.4%</b>	<b>87.5%</b>

**Career Highs**

Points: 37, at Texas A&amp;M, 2018 Rebounds: 7, 2X last vs. MSU, 2019 Assists: 8 at Arkansas, 2019

**#2**
**GABBY CONNALLY // G**
**Highlights**

- » Picked up first career start in opening game of 2018-19 season and has started every contest
- » 30-of-34 from the free-throw line against SEC teams; 87.5 percent overall
- » Leads Georgia in 3-point FGs made (47)
- » Fourth in the SEC in minutes played (34.7 per game)
- » Scored 21 points, including a trio of 3-pointers, in the win at Arkansas on Jan. 31


**Season Stats**

PPG	RPG	Assists	FG%	3FG%	FT%
<b>6.6</b>	<b>5.0</b>	<b>31</b>	<b>50.0%</b>	<b>20.0%</b>	<b>69.8%</b>

**Career Highs**

Points: 19 at Villanova, 2018 Rebounds: 10, 2X last vs. Furman, 2018 Assists: 4, Morgan State, 2018

**#3**
**STEPHANIE PAUL // G/F**
**Highlights**

- » Started the first 20 games this year but has not started in last seven contests; usually one of the first players off the bench for the Lady Bulldogs
- » Scored five points and hit 2-for-3 from the field in the fourth quarter against Arkansas
- » Hit two important baskets in the fourth quarter to help Georgia knock off Vanderbilt
- » Scored in double figures in three-straight games for the first time in her career from Dec. 2-14
- » Family is from Haiti; youngest of nine brothers and sisters


**Season Stats**

PPG	RPG	Blocks	FG%	3FG%	FT%
<b>14.9</b>	<b>8.3</b>	<b>64</b>	<b>48.8%</b>	<b>30.6%</b>	<b>73.6%</b>

**Career Highs**

Points: 30, 2X last vs. Mercer, 2018 Rebounds: 19, at Texas A&amp;M, 2018 Blocks: 8, at Texas A&amp;M, 2018

**#4**
**CALIYA ROBINSON (CUH-LIE-UH) // G**
**Highlights**

- » SEC Player of the Week this week
- » Wooden Award Watch List (one of 30 players nationwide); Katrina McClain Award Watch List for nation's top power forward; Naismith Award Watch List; ESPNW top-25 players; Preseason All-SEC by both coaches and media
- » Has scored 20 points in three-straight games and has two-straight double-doubles
- » Needs just 16 blocks to break Tawana McDonald's school record for career blocked shots (297) set from 1998-02


**Season Stats**


PPG	RPG	Assists	FG%	3FG%	FT%
<b>2.8</b>	<b>1.9</b>	<b>14</b>	<b>33.3%</b>	<b>22.0%</b>	<b>66.7%</b>

**Career Highs**

Points: 10 vs. Winthrop, 2018 Rebounds: 5, 2X, last vs. Maryland, 2018 Assists: 4 vs. Winthrop, 2018

**#10**
**CAITLIN HOSE // G**
**Highlights**

- » Hit three treys in 36 minutes of action at Auburn; her 3-point basket at the 9:43 mark of the fourth quarter gave Georgia its largest lead -- 43-30 -- over the Tigers
- » Saw 17 minutes of action against Florida, knocking in 2-for-4 from 3-point range
- » Missed four games (Presbyterian, LSU, Vanderbilt, and Miss State) due to a strained plantar fasciitis in her right foot; returned for seven minutes of action against Tennessee


**Season Stats**

PPG	RPG	Assists	FG%	3FG%	FT%
<b>5.1</b>	<b>2.9</b>	<b>32</b>	<b>42.1%</b>	<b>21.2%</b>	<b>54.2%</b>

**Career Highs**

Points: 20 vs. Howard, 2017 Rebounds: 7, vs. Winthrop, 2018 Assists: 5, vs. Presbyterian, 2018

**#11**
**MAYA CALDWELL (MY-UH) // G**
**Highlights**

- » Is averaging 9.0 ppg over the last six games after averaging 3.4 ppg over first 19 contests this season
- » Has started seven-straight games at the 4 spot in place of Stephanie Paul
- » Set new season highs in back-to-back games with 11 points against Alabama and 12 at Arkansas and then hit a season-high of 15 points against Ole Miss
- » Made 6-of-8 shots in the second half after going 1-for-5 from the field in the first half against Ole Miss


**Season Stats**

PPG	RPG	Assists	FG%	3FG%	FT%
<b>2.5</b>	<b>1.9</b>	<b>16</b>	<b>32.8%</b>	<b>27.8%</b>	<b>66.7%</b>

**Career Highs**

Points: 15 vs. Winthrop, 2018 Rebounds: 6, 2X, last vs. Furman, 2018 Assists: 3, vs. Presbyterian, 2018

**#12**
**KAILA HUBBARD // G**
**Highlights**

- » Hit crucial shots against Arkansas on Jan. 31 and had her best game since late December with nine points
- » Put Georgia up by seven with a 3-pointer at the 8:41 mark and up by eight points with a 3-point basket at the 6:47 mark of the second period against the Razorbacks
- » Scored 10 points in the win against Presbyterian


**Season Stats**

PPG	RPG	Blocks	FG%	3FG%	FT%
<b>7.6</b>	<b>3.8</b>	<b>45</b>	<b>51.3%</b>	<b>42.9%</b>	<b>61.4%</b>

**Career Highs**

Points: 21 vs. Presbyterian, 2018 Rebounds: 14, vs. Maryland Eastern Shore, 2016 Blocks: 6, at Georgia Tech, 2018

**#14**
**JENNA STAITI // C**
**Highlights**

- » Fourth in the SEC with 45 total and 1.7 blocks per game this season
- » Knocked in a pair of free-throws with eight seconds remaining to give Georgia a 65-62 lead against Tennessee; finished with 12 points and seven boards against the Lady Vols
- » Came off the bench to score 13 points in 21 minutes against Vanderbilt
- » Started the season a perfect 9-for-9 from the field; leads Georgia with a 51.3 FG%


**Season Stats**

PPG	RPG	Blocks	FG%	3FG%	FT%
<b>5.0</b>	<b>5.0</b>	<b>11</b>	<b>41.5%</b>	<b>0.0%</b>	<b>16.7%</b>

**Career Highs**

Points: 21, vs. Presbyterian, 2018 Rebounds: 8, at UCLA, 2018 Blocks: 5, vs. Winthrop, 2018

**#22**
**MALURY BATES // F**
**Highlights**

- » Suffered a torn ACL against Mercer and will miss the rest of the season
- » Played a career-high 28 minutes at UCLA; scored six-straight points in the second quarter against Maryland to jump start a 17-3 Georgia run
- » Sat out first six games of her freshman season due to stress fracture in her right foot
- » Saw increased playing time as the season progressed; saw action in each of the final six games of the year; played in 22 games total


**Season Stats**

PPG	RPG	Assists	FG%	3FG%	FT%
<b>4.5</b>	<b>2.9</b>	<b>16</b>	<b>46.4%</b>	<b>38.9%</b>	<b>85.0%</b>

**Career Highs**

Points: 19 vs. Wofford, 2017 Rebounds: 11, at Alabama, 2018 Assists: 6, at Ole Miss, 2018

**#23**
**QUE MORRISON (LIKE THE LETTER 'Q') // G**
**Highlights**

- » Starting to find her rhythm after recovering from injury before the season; has played 30 minutes or more in the last four games
- » Has started eight-straight games
- » Had a season-high 16-point game against Arkansas
- » Had surgery to repair a torn lateral meniscus on Thursday, Nov. 1 and missed the first eight games of the season


**Season Stats**

PPG	RPG	Assists	FG%	3FG%	FT%
<b>0.6</b>	<b>0.4</b>	<b>0</b>	<b>20.0%</b>	<b>50.0%</b>	<b>0.0%</b>

**Career Highs**

Points: 3 vs. Ole Miss, 2018 Rebounds: 2, vs. North Florida, 2017 Assists: 1 vs. Wofford, 2017

**#25**
**ARI HENDERSON (ARE-EE) // G**
**Highlights**

- » Former walk-on who was awarded a scholarship in the summer of 2017
- » Played in nine games last season
- » From nearby Stone Mountain, Ga., where she played for Chamblee High School
- » Majoring in Civil Engineering



## HEAD COACH

# JONI TAYLOR

### JONI TAYLOR PERSONAL FILE

**Date of Birth:**

March 7, 1979

**Hometown:**

Meridian, Miss.

**Education:**

High School: Meridian ('97)

Bachelor's: Alabama ('02) - Education

**Family:**

Husband - Darius Taylor

Children - Two Daughters

Jacie Elise (born Nov. 3, 2016)

Drew (born Feb. 19, 2019)

**Playing Experience:**

1997-01 Alabama

**Honors:**

2018 Naismith National Coach of the Year Semifinalist

2016 Spalding Maggie Dixon National Rookie COY

2016, 2018 Whack Hyder Georgia College COY

1999-01 SEC Community Service Team

1997 Mississippi HS Gatorade Player of the Year

**FOURTH SEASON // RECORD: 80-42 (.656)**
**CAREER HIGHLIGHTS**

- » 2018 Werner Ladder Naismith National Coach of the Year Semifinalist
- » Two-time Georgia College Coach of the Year
- » 2016 Spalding Maggie Dixon National Rookie Coach of the Year
- » Led Georgia to a 26-7 record in 2017-18, marking Georgia's most wins since the 2012-13 season
- » Teams have totaled 11 wins over top-25 teams in three and a half years
- » Five All-SEC honorees; two WNBA draft picks (Shacobia Barbee and Mackenzie Ingram)
- » Gave birth to her second daughter Drew Simone less than 12 hours after beating Ole Miss this year

**NCAA COACHING YEAR-BY-YEAR**
**COACHING CAREER**

2015-present	Georgia (Head Coach)
2012-15	Georgia (Associate Head Coach)
2011-12	Georgia (Assistant Coach)
2010-11	LSU (Assistant Coach)
2008-10	Alabama (Associate Head Coach)
2007-08	Louisiana Tech (Associate Head Coach)
2005-07	Louisiana Tech (Assistant Coach)
2002-05	Troy (Assistant Coach)

**POSTSEASON EXPERIENCE**

2018	NCAA Second Round	Georgia
2016	NCAA First Round	Georgia
2014	NCAA First Round	Georgia
2013	NCAA Elite Eight	Georgia
2012	NCAA First Round	Georgia
2006	NCAA First Round	Louisiana Tech
2001	WNIT Second Round*	Alabama
2000	WNIT First Round*	Alabama
1999	NCAA Second Round*	Alabama
1998	NCAA Sweet 16*	Alabama

**HEAD COACHING RECORD SEASON-BY-SEASON**

2015-16	21-10 - 9-7 SEC
2016-17	16-15 - 7-9 SEC
2017-18	26-7 - 12-4 SEC
2018-19	17-10 - 8-6 SEC
<b>TOTAL</b>	<b>80-42 - 36-26 SEC</b>

\*postseason appearances as a player at Alabama



## ON THE BENCH FOR GEORGIA

*A quick look at the Lady Bulldogs' staff*



**Associate Head Coach  
Karen Lange**

- » In 24 years as a player or coach, her teams have reached postseason play 20 times.
- » Coached five WNBA players during their college careers
- » 1993 Iowa team went to the Final Four
- » Will fill in during any absence of Joni Taylor during her pregnancy



**Assistant Coach  
Chelsea Newton**

- » Coached at Rutgers from 2010-15 under Hall of Famer C. Vivian Stringer
- » Played five seasons in the WNBA with Sacramento and Chicago
- » 2005 WNBA All-Rookie Team selection
- » 2007 WNBA All-Defensive Second Team
- » 2005 Big East Defensive Player of the Year; third team All-Big East at Rutgers



**Assistant Coach  
Robert Mosley**

- » Coached at Ramsay (Ala.) High School before coaching collegiately at Alabama
- » Led Ramsay to four state titles in seven seasons
- » Named 2006 National Coach of the Year by the National Federation of High School Coaches Association
- » Four-time (2004, 2005, 2006 and 2007) Alabama 5A Coach of the Year

## TAYLORS WELCOME DREW SIMONE TO LADY BULLDOG FAMILY

» It was a remarkable back-to-back feat for Georgia head coach Joni Taylor early Tuesday morning. Just hours after her team defeated Ole Miss, Taylor, along with her husband Darius and two-year old Jacie, welcomed Drew Simone Taylor at 7:29 a.m. Tuesday in Athens. Drew is 20 inches long and weighs 6 pounds, 8 ounces.

"Darius and I feel so blessed to be the parents of such a sweet little girl, and I know Jacie is thrilled to be a big sister," Taylor said. "I can't express how much joy Drew has already brought to our family. We want to thank everyone in the Georgia community for your prayers and encouragement during this happy season of our lives. I am thrilled that Drew will be surrounded by so many special people, and that she will be a part of the Bulldog family."

There is no timetable for Joni Taylor's full return to the bench.

## COLE MOVES INTO TOP-10 OF GEORGIA RECORD BOOK

» With 179 total assists, redshirt-junior point guard Taja Cole is in seventh place in the Georgia record book for assists in a season and needs just six more to move into a tie with Bernadette Locke for fifth place.

Cole leads the Southeastern Conference and is sixth nationally with an impressive 6.9 helpers per game. Her 179 total assists (fifth most nationally) are 34 more than the next closest SEC player (Jazzmun Holmes, MSU, 145).

## ROBINSON APPROACHING TOP SPOT IN GEORGIA HISTORY

» Caliya Robinson needs just 16 blocks to pass Tawana McDonald's record of 297 blocks in a career. With 282 total swats over the last three and a half seasons, Robinson currently stands in third place in the Georgia career record book behind McDonald and Hall of Famer Katrina McClain (290).

## MORE ON ROBINSON ... SENIOR REACHES 200-REBOUND TOTAL AGAIN

» Robinson has now gone over 200 rebounds for the third-straight season, becoming the first Lady Bulldog since Angel Robinson from 2007-10 to reach that mark in three consecutive years.

## GEORGIA HANGS WITH THREE TOP TEAMS

» Georgia has played three teams that are currently in the top-15 of this week's Associated Press poll. In all three games -- each on the road -- the Lady Bulldogs were either tied or led late in the second half.

Against then-No. 7 Maryland, Georgia led 40-38 in the third and was within two points -- 53-51 -- with 51 seconds remaining. On the road at then-No. 6 Mississippi State, Georgia built a 68-65 advantage with 6:12 remaining, but missed its last 10 shots in the loss. Then, at No. 11 South Carolina, Georgia tied the game at 53-53 with 6:49 to go, but was outscored 12-4 the rest of the way.

## MORRISON HEATING UP FOR LADY BULLDOGS

» Sophomore guard Que Morrison, who started 32 of Georgia's 33 games during her freshman campaign, has drawn starts in the last eight contests. Morrison was expected to play a large role for the Lady Bulldogs this season but has been limited due to her knee injury. After scoring 11 points against Florida, Morrison played 35 minutes at South Carolina and then 31 minutes against Ole Miss. Last Thursday, she scored a season-high 16 points in 37 minutes against Arkansas.



**The newest Lady Bulldog  
Drew Simone Taylor  
(born Feb. 19, 2019)**





TEAM COMPARISON		
GEORGIA		FLORIDA
68.6	<b>Scoring</b>	60.3
43.7%	<b>FG%</b>	36.9%
31.1%	<b>3FG%</b>	30.4%
39.8	<b>Rebounds</b>	35.9
16.3	<b>Assists</b>	10.9
6.0	<b>Blocks</b>	1.0
8.5	<b>Steals</b>	5.9
59.3	<b>Scoring Def.</b>	70.0
36.6%	<b>FG% Def.</b>	44.6%
29.3%	<b>3FG% Def.</b>	33.3%
+4.7	<b>Reb. Margin</b>	-1.9
+0.7	<b>T/O Margin</b>	-2.5
1.0	<b>Ast-T/O Ratio</b>	0.7

### GEORGIA VS. FLORIDA SERIES HISTORY

**GEORGIA LEADS, 56-17**

**Home: 30-5 ♦ Away: 24-11 ♦ Neutral: 2-1**

#### Last 10 Meetings

2/16/14	W	Athens	67-58
2/12/15	L	Athens	51-48
3/1/15	W	at Gainesville	52-45
1/14/16	W	at Gainesville	71-61
2/21/16	W	Athens	74-63
1/22/17	L	Athens	68-76
2/26/17	L	at Gainesville	58-65
1/28/18	W	at Gainesville	66-57
2/25/18	W	Athens	63-43
2/10/19	W	Athens	93-58



**CALIYA ROBINSON // SR. // F // MARIETTA, GA.**  
 Naismith Award Watch List  
 ESPNW Top-25 Players of 2018-19  
 Wooden Award Watch List  
 Katrina McClain Award Watch List  
 16 blocks shy of UGA career record

### CALDWELL CATCHING ON LATE IN THE SEASON

» In addition to Morrison, another bright spot has been the play of sophomore Maya Caldwell, who has started at the 4 spot in each of the last seven games. She is averaging 9.0 ppg over the last eight games after just 3.4 ppg over the first 19 contests.

### CONNALLY'S FEAT A FIRST SINCE COCO

» Georgia sophomore guard Gabby Connally scored 21 points and totaled eight assists in the win at Arkansas on Jan 31. She is the first Lady Bulldog since Coco Miller against South Carolina in 2001 to score at least 20 points and total eight assists or more in an SEC road game. Last season, Connally set the Georgia freshman single-game record by scoring 37 points against Texas A&M. That total was just eight shy of Coco's overall school record of 45 points in a single game.

### FREE-THROW NUMBERS UP FOR LADY BULLDOGS

» As a team, Georgia's free-throw numbers are up by nearly 14 percentage points in SEC play compared to non-conference action. Against league opponents, the Lady Bulldogs have shot 75.2 percent from the free-throw line compared to just 61.3 percent against non-conference foes.

Redshirt-junior guard Taja Cole had the biggest jump from 45.2 percent to 76.7 percent, while Jenna Staiti jumped from just 52.8 percent to 76.2 percent. Gabby Connally is 30-of-34 (88.2%) at the FT line in SEC play.

### YOUNG PUPS - GEORGIA IS SEC'S YOUNGEST TEAM

» With eight underclassmen and just four upperclassmen, the Lady Bulldogs are the youngest team in the Southeastern Conference. All seven of Georgia's available freshmen and sophomores (not counting Malury Bates who is out for the year after tearing her ACL) have averaged over 10 minutes played per game.

### ROBINSON NAMED TO NAISMITH DEFENSIVE PLAYER OF THE YEAR MIDSEASON LIST

» Lady Bulldog forward Caliya Robinson is one of 15 players nationwide to be named to the prestigious Naismith Defensive Player of the Year Midseason Watch List. Robinson entered her senior season as the only SEC player to rank in the top-20 in points, rebounds, blocks and steals a season ago.

### DONNETTA JOHNSON TABBED SEC FRESHMAN OF THE WEEK ON JAN 14

» Georgia freshman guard Donnetta Johnson was named the SEC Freshman of the Week for her performances against Mississippi State and Tennessee. She scored five points in each game -- all coming at crucial moments. Against Mississippi State, she scored five-straight in the third quarter to cut a seven-point deficit down to two, while her five points against Tennessee came off a 3-pointer and a layup that jump started a 13-4 Georgia run and allowed her team to climb back in the game.

### OFFENSIVE EXPLOSION AGAINST FLORIDA

» Georgia shot a season-best 58 percent from the floor against the Florida Gators on Feb. 10. Eight Lady Bulldogs scored at least eight points a piece, while 10 scored at least a basket in the win. The 93 points were the most against Florida this season and the most for a Georgia team against an SEC opponent since 2013.

### FIRST STARTS FOR NUMEROUS LADY BULLDOGS

» Georgia has used six players that had never started a game prior to this season in this year's starting lineup. Among those is sophomore guard Gabby Connally, who has started each of Georgia's 27 contests. The Lady Bulldogs' three freshmen have each started at least one game this year.



## QUICK FACTS

### GENERAL

Location	Athens, Ga.
Founded	1785
Enrollment	38,652
Nickname	Bulldogs
School colors	Red and Black
Facility Name	Stegeman Coliseum
All-Time Record at Stegeman	485-105
Capacity	10,523
Affiliation	NCAA D-I
Conference	SEC
President	Jere W. Morehead (Georgia, JD, '80)
J. Reid Parker Dir. of Athletics	Greg McGarity (Georgia, '76)
Deputy Director for Administration	Darrice Griffin (Texas Tech '07)

### 2017-18 IN REVIEW

2017-18 Overall Record	26-7
2017-18 SEC Record/Place	(12-4, T-2nd)
Players Returning/Lost	9/4
Starters Returning/Lost	3/2
Newcomers	3

### HISTORY

First Year of Sport	1973
All-Time Record	979-426 (.699)
NCAA Tournament Appearances	33

### COACHING STAFF

Head Coach	Joni Taylor (Fourth Season)
Alma Mater	Alabama, '02
Record at Georgia	80-42 (.656)
Career Record	80-42 (.656)
Assistant Coaches (Alma Mater)	
	Karen Lange (Iowa, '96)
	Robert Mosley (Miles, '99)
	Chelsea Newton (Rutgers, '05)

### SPORTS COMMUNICATIONS

WBB Contact	Tray Littlefield
Littlefield's email	trayl@sports.uga.edu
Littlefield's phone	205-504-4566 (c)

## DEFENSE TRAVELS YEAR IN AND YEAR OUT

» Georgia's mantra over the last few years has been *Defense Travels*. The Lady Bulldogs put up impressive defensive numbers last year, finishing first in the SEC in field-goal percentage defense (35.1 percent), second in blocked shots (196), second in turnovers forced (18.6 per game) and second in scoring defense (57.6 ppg). Those defensive numbers are reflective of Coach Taylor's first three seasons as head coach. In her tenure, Georgia is 32-0 when holding opponents to 50 points or less and has been one of the leading defensive teams in the league.

Year	Scoring Def./Rank	FG % Def./Rank	3-pt. FG%/Rank
2015-16	54.1 ppg/1st	35.0%/2nd	24.3%/1st
2016-17	62.4 ppg/8th	36.8%/2nd	28.6%/5th
2017-18	57.6 ppg/2nd	35.1%/1st	29.2%/4th
<b>2018-19</b>	<b>59.3 ppg/6th</b>	<b>36.6%/2nd</b>	<b>29.3%/4th</b>

## LADY BULLDOGS ADD TOP PROSPECTS IN 2019 SIGNING CLASS

» The initial signing period was a good one for the Lady Bulldogs as Georgia signed three players who are among some of the best in the nation. Currently, the Lady Bulldogs' 2019 class ranks 14th overall by ESPNW.

Mitchellville, Maryland native and five-star guard Chloe Chapman was the first to ink with Georgia. Chapman, a five-star prospect, is the No. 28 overall recruit and No. 7 point guard according to ESPNW. Later in the week, Georgia announced the signing of five-star forward Javyn Nicholson from Lawrenceville, Georgia. Nicholson is ranked No. 6 among the country's top power forwards. Another Georgia native, Jordan Isaacs from Alpharetta, rounds out Georgia's class. She is a five-star player according to Prospects Nation and No. 14 overall forward according to ESPNW. This past week, Georgia inked Virginia Tech transfer Shaniya Jones, who was a four-star guard in the 2018 class. She is on campus and will be an eligible sophomore at the conclusion of the 2019 fall term.

## GEORGIA GIVES BACK AT 12TH ANNUAL BIKE BUILD

» The Lady Bulldogs traded basketballs for a set of wrenches at the team's annual Bike Build on Saturday, Dec. 8 inside Stegeman Coliseum.

Now in its 12th season, the Bike Build offers an opportunity for the Lady Bulldogs, along with Fastbreak Club members, to assemble bikes, which will be distributed throughout schools in Athens/Clarke County, the Boys & Girls Club of Athens and the Jackson County Family Connection.

"This is something we look forward to each and every year," head coach Joni Taylor said. "To see all those little boys and girls light up when they get their new bike is just such a special feeling. As a mother, I know how sweet this time of year is, and it's our hope that this Bike Build goes a long way in helping so many families this Holiday season."

Georgia's Bike Build started under Hall of Fame head coach Andy Landers and Taylor has continued the tradition through her four seasons at the helm of the program. All told, Georgia has partnered with Academy Sports + Outdoors to assemble over 600 bikes since 2007.

This year, Academy Sports + Outdoors donated 63 bikes.



### STRONG ROAD PERFORMANCE AT MISSISSIPPI STATE

» The Lady Bulldogs led No. 6 Mississippi State with just six minutes to go in Starkville, before falling, 80-71. It is only the second time this season that MSU has trailed in the fourth quarter. Georgia also tied MSU in paint points at 42-42. It was only the second time this season that Mississippi State did not lead in the points in the paint category.

### EXCEEDING EXPECTATIONS UNDER TAYLOR

» Georgia continued its upward trend under head coach Joni Taylor last season. The Lady Bulldogs finished tied with South Carolina for second place in the final SEC standings after being picked eighth in the preseason poll. It's a trend that goes all the way back to Taylor's first year, when her squad was picked ninth and finished sixth. Then, in 2016-17, Georgia was picked 12th and finished eighth.

### SEC Finishes Under Coach Joni Taylor

Year	Record	Preseason SEC Poll	Final SEC
2015-16	21-10, 9-7 SEC	9th	6th
2016-17	16-15, 7-9 SEC	12th	8th
2017-18	26-7, 12-4 SEC	8th	2nd

### MOST WINS SINCE 2013

» The team's 26-7 overall record last year marked Georgia's most wins in a single season since 2012-13. The Lady Bulldogs stormed out to a 12-1 start at the conclusion of non-conference play and then defeated three ranked SEC opponents to finish with a 12-4 league record.



**TAJA COLE // R-JR. // PG // RICHMOND, VA.**

Nancy Lieberman Award Watch List for nation's top point guard

### GEORGIA'S 2018-19 INDIVIDUAL MISCELLANEOUS STATS

#### Double-Figure Scoring Games

Player	15-16	16-17	17-18	18-19	Career
Taja Cole	2	--	12	16	30
Donnetta Johnson	--	--	--	1	1
Gabby Connally	--	--	8	17	25
Stephanie Paul	--	3	3	4	10
Caliya Robinson	10	24	23	19	76
Caitlin Hose	--	--	--	1	1
Maya Caldwell	--	--	4	5	9
Kaila Hubbard	--	--	--	2	2
Jenna Staiti	--	2	--	11	13
Malury Bates	--	--	1	--	1
Que Morrison	--	--	11	2	13
Ari Henderson	--	--	--	--	--

#### 20-Point Plus Scoring Games

Player	15-16	16-17	17-18	18-19	Career
Taja Cole	--	--	--	1	1
Donnetta Johnson	--	--	--	--	--
Gabby Connally	--	--	1	3	4
Stephanie Paul	--	--	--	--	--
Caliya Robinson	--	8	5	7	20
Caitlin Hose	--	--	--	--	--
Maya Caldwell	--	--	1	--	1
Kaila Hubbard	--	--	--	--	--
Jenna Staiti	--	--	--	--	--
Malury Bates	--	--	--	--	--
Que Morrison	--	--	--	--	--
Ari Henderson	--	--	--	--	--

#### Double-Figure Rebounding Games

Player	15-16	16-17	17-18	18-19	Career
Taja Cole	--	--	--	1	1
Donnetta Johnson	--	--	--	--	--
Gabby Connally	--	--	--	--	--
Stephanie Paul	--	--	1	2	3
Caliya Robinson	5	6	11	10	32
Caitlin Hose	--	--	--	--	--
Maya Caldwell	--	--	--	--	--
Kaila Hubbard	--	--	--	--	--
Jenna Staiti	--	1	--	1	2
Malury Bates	--	--	--	--	--
Que Morrison	--	--	3	--	3
Ari Henderson	--	--	--	--	--

#### Double-Doubles

Player	15-16	16-17	17-18	18-19	Career
Taja Cole	--	--	--	2	2
Donnetta Johnson	--	--	--	--	--
Gabby Connally	--	--	--	--	--
Stephanie Paul	--	--	--	2	2
Caliya Robinson	4	6	9	9	28
Caitlin Hose	--	--	--	--	--
Maya Caldwell	--	--	--	--	--
Kaila Hubbard	--	--	--	--	--
Jenna Staiti	--	1	--	--	1
Malury Bates	--	--	--	--	--
Que Morrison	--	--	1	--	1
Ari Henderson	--	--	--	--	--





## THE LAST MEETING - GEORGIA 93, FLORIDA 58 (2/10/19)



Official Basketball Box Score -- Game Totals -- Final Statistics  
Florida vs Georgia  
2/10/19 12 p.m. ET at Athens, Ga. - Stegeman Coliseum



Florida 58 • 6-18, 2-9

#	Player	Total		3-Ptr		Rebounds		PF	TP	A	TO	Bk	Stl	Min	
		FG-FGA	FG-FGA	FT-FTA	Off	Def									
12	Williams,Zada	f	0-3	0-0	1-2	0	3	3	1	1	0	1	0	0	26
01	Smith,Kiara		5-10	3-5	2-2	0	7	7	2	15	1	4	0	0	38
03	Nakkasoglu,Funda	g	4-8	2-5	2-2	0	2	2	0	12	0	2	0	1	32
10	Rainey,Danielle		0-5	0-2	0-2	1	0	1	2	0	2	3	0	0	21
11	de Oliveira,Emanuel	g	3-7	3-5	2-4	1	0	1	1	11	0	2	0	0	22
00	Washington,Delicia		4-9	2-4	2-2	1	1	2	4	12	4	1	0	1	20
04	Staples,Corey		0-0	0-0	0-0	0	0	0	0	0	0	0	0	1	5
32	Johnson,Ariel		1-7	0-0	1-5	0	1	1	2	3	1	3	0	1	22
44	Robinson,Paige		1-2	0-0	2-4	3	0	3	3	4	0	1	1	0	14
	Team					3	2	5				1			
Totals			18-51	11-26	11-18	9	16	25	15	58	9	18	1	4	200

1st FG %: 4-11 36.4% 2nd: 5-15 33.3% 3rd: 4-12 33.3% 4th: 5-13 38.5% Game: 18-51 35.3% Deadball  
3FG %: 2-4 50.0% 4-7 57.1% 1-6 20.0% 4-10 40.0% 11-26 42.3% Rebounds  
FT %: 0-0 0.0% 3-4 75.0% 1-6 57.1% 0-0 0.0% 11-18 61.1% 2

Georgia 93 • 14-9, 5-5

#	Player	Total	3-Ptr	Rebounds			PF	TP	A	TO	Bk	St	Min
		FG-FGA	FT-FTA	FG	Off	Def							
44	ROBINSON, Caliya	7-11	1-1	2-2	1	11	12	3	17	3	0	2	24
00	COLE, Taja	6-8	0-1	2-2	0	4	4	1	14	12	2	0	34
02	CONNALLY, Gabby	4-6	0-1	0-0	0	4	4	2	8	5	4	0	32
11	CALDWELL, Maya	5-11	0-2	1-3	3	1	4	3	11	1	0	1	20
23	MORRISON, Que	4-4	0-0	3-3	1	0	1	3	11	1	0	0	18
01	JOHNSON, Donnetta	2-2	1-1	0-0	0	0	0	1	5	0	1	0	7
03	PAUL, Stephanie	4-8	0-1	0-0	4	2	6	1	8	2	1	2	20
10	HOSE, Caitlin	3-5	2-4	0-0	2	0	2	1	8	1	0	0	17
14	STAITI, Jenna	3-7	0-1	2-2	0	1	1	0	8	1	0	0	15
25	HENDERSON, Ari	0-2	0-0	0-0	0	0	0	0	0	0	1	0	2
34	HUBBARD, Kaia	1-3	0-1	1-2	0	1	1	3	3	0	0	0	11
Team					2	5	7						
Totals		39-67	4-13	11-14	13	29	42	18	93	26	9	5	200

1st FG %: 8-13 61.5% 2nd: 10-19 52.6% 3rd: 12-20 60.0% 4th: 9-15 60.0% Game: 39-67 58.2% Deadball  
3FG %: 1-3 33.3% 1-6 16.7% 1-3 33.3% 1-1 100.0% 4-13 30.8% Rebounds  
FT %: 6-9 66.7% 0-0 0.0% 0-0 0.0% 5-5 100.0% 11-14 78.6% 2

Officials: Eric Brewton, Eric Koch and Missy Brooks  
Technical fouls: Florida-None, Georgia-None.  
Attendance: 5515

Score by periods	1st	2nd	3rd	4th	Total
Florida	10	17	17	14	58
Georgia	23	21	25	24	93

Last FG - UF 4th-00:23, UGA 4th-01:44.  
Largest lead - UF None, UGA by 41 4th-01:44.  
UF led for 00:00, UGA led for 38:46. Game was tied for 01:14.

Points	In	Off	2nd	Fast	Bench
UF	12	6	5	2	19
UGA	46	23	16	9	32

Score tied - 0 times.  
Lead changed - 0 times.

## Game-By-Game Miscellaneous Scoring (Georgia Total First)

Opponent	Paint	Off T/O	2nd Ch.	Fastbreak	Bench
St. Bonaventure	30-14	14-6	21-2	14-2	24-17
Winthrop	38-14	23-15	18-5	19-2	46-13
at UCLA	30-40	10-15	16-10	6-10	9-4
at Georgia Tech	32-34	16-18	10-13	8-12	21-11
Morgan State	38-10	16-9	17-9	0-0	16-7
Maryland	28-18	8-3	18-5	0-0	8-13
Mercer	36-14	11-12	10-2	15-6	27-3
Charleston Southern	48-24	19-24	11-8	9-4	24-33
Furman	32-14	22-5	18-4	12-0	9-17
at Villanova	36-16	13-14	14-10	1-0	14-13
Lipscomb	36-12	26-11	8-3	10-0	21-8
Ga Southern	32-14	29-8	15-5	12-5	25-12
Presbyterian	38-18	9-6	12-11	19-3	37-7
LSU	36-36	24-15	4-3	12-6	17-22
at Vanderbilt	24-34	10-8	13-7	4-4	10-10
at Mississippi State	42-42	9-30	4-22	12-2	14-1
Tennessee	32-34	15-5	17-13	7-12	13-14
at Missouri	8-20	14-15	7-5	6-2	6-23
Texas A&M	31-36	9-13	1-21	9-12	18-1
Alabama	32-36	23-19	16-13	8-13	24-36
at Arkansas	44-24	15-27	9-7	13-14	23-14
at Auburn	24-28	11-22	11-19	11-2	17-4
Florida	46-12	23-6	16-5	9-2	32-19
at South Carolina	34-32	14-12	9-12	6-4	15-41
Ole Miss	40-26	20-10	11-5	8-2	20-35
Arkansas	44-40	19-21	19-12	8-11	18-21
at Alabama	40-30	11-16	5-10	10-2	9-6

## 2018-19 Game-by-Game Starters

Opponent	G	G	G	F	F
St. Bonaventure	0 Cole	2 Connally	11 Caldwell	3 Paul	4 Robinson
Winthrop	0 Cole	2 Connally	11 Caldwell	3 Paul	4 Robinson
at UCLA	0 Cole	2 Connally	11 Caldwell	3 Paul	4 Robinson
at Georgia Tech	0 Cole	2 Connally	11 Caldwell	3 Paul	4 Robinson
Morgan State	0 Cole	2 Connally	10 Hose	3 Paul	4 Robinson
Maryland	0 Cole	2 Connally	10 Hose	3 Paul	4 Robinson
Mercer	0 Cole	2 Connally	10 Hose	3 Paul	4 Robinson
Charleston Southern	0 Cole	2 Connally	10 Hose	3 Paul	4 Robinson
Furman	0 Cole	2 Connally	12 Hubbard	3 Paul	4 Robinson
at Villanova	0 Cole	2 Connally	23 Morrison	3 Paul	4 Robinson
Ga Southern	0 Cole	2 Connally	1 Johnson	3 Paul	4 Robinson
Presbyterian	0 Cole	2 Connally	1 Johnson	3 Paul	4 Robinson
LSU	0 Cole	2 Connally	1 Johnson	3 Paul	4 Robinson
at Vanderbilt	0 Cole	2 Connally	1 Johnson	3 Paul	4 Robinson
at Mississippi State	0 Cole	2 Connally	11 Caldwell	3 Paul	4 Robinson
Tennessee	0 Cole	2 Connally	1 Johnson	3 Paul	4 Robinson
at Missouri	0 Cole	2 Connally	1 Johnson	3 Paul	4 Robinson
Texas A&M	0 Cole	2 Connally	1 Johnson	3 Paul	4 Robinson
Alabama	2 Connally	1 Johnson	23 Morrison	3 Paul	4 Robinson
at Arkansas	0 Cole	2 Connally	23 Morrison	11 Caldwell	4 Robinson
Auburn	0 Cole	2 Connally	23 Morrison	11 Caldwell	4 Robinson
Florida	0 Cole	2 Connally	23 Morrison	11 Caldwell	4 Robinson
at South Carolina	0 Cole	2 Connally	23 Morrison	11 Caldwell	4 Robinson
Ole Miss	0 Cole	2 Connally	23 Morrison	11 Caldwell	4 Robinson
Arkansas	0 Cole	2 Connally	23 Morrison	11 Caldwell	4 Robinson
at Alabama	0 Cole	2 Connally	23 Morrison	11 Caldwell	4 Robinson

ATHENS, Ga. - The Georgia Bulldogs women's basketball team defeated Florida, 93-58, on Sunday afternoon in Stegeman Coliseum in its Play4Kay Pink Game.

The Bulldogs had four players in double figures as well as two players record double-doubles. Georgia's leading scorer and rebounder, senior Caliya Robinson, recorded her seventh double-double of the season, tallying 17 points and 12 rebounds. Redshirt-junior Taja Cole grabbed Georgia's second double-double, with 14 points and a new career-high 12 assists.

Sophomore Maya Caldwell also contributed 11 points, tying her season-high and sophomore Que Morrison tallied a season-high 11 points and snagged a career-best four steals.

"We came back after auburn and had a hard look in the mirror and talked about a lot of things" said Georgia head coach Joni Taylor. "We have to eliminate making the same mistakes over and over and over and that's what we've continued to do. Even in some of our wins, we've had bad turnovers or let people offensive rebound. You've got to be committed to changing those things and not doing the same thing."

Georgia started quick with a three-pointer from Robinson and grabbed a double-digit lead within five minutes of play. Robinson entered double-digit points with three minutes remaining in the first period. Her first quarter scoring performance helped Georgia grab a 23-10 lead at the end of the first.

Sparked by a 13-1 run and a six minute scoring drought for the Gators towards the end of the second period, Georgia gained its first 20-point lead off a three-pointer from freshman Donnetta Johnson. Heading into the locker room, the Bulldogs led 44-27.



## 2018-19 SEC STANDINGS

	Conference				Overall						
	W-L	Pct.	H	A	W-L	Pct.	H	A	N	Strk	
Mississippi State	13-1	.929	6-1	7-0	25-2	.926	13-1	12-1	0-0	W3	
South Carolina	12-2	.857	6-1	6-1	20-7	.740	11-3	8-2	1-2	W1	
Texas A&M	10-4	.714	5-2	4-3	21-6	.778	12-3	7-2	2-1	W2	
Kentucky	10-4	.714	5-2	5-2	23-5	.821	15-2	5-3	3-0	W6	
Auburn	8-6	.571	3-4	5-2	20-7	.740	9-4	9-3	2-0	W2	
Missouri	8-6	.571	6-1	2-5	19-9	.679	11-3	6-5	2-1	L2	
Georgia	8-6	.571	5-2	3-4	17-10	.630	13-2	3-7	1-1	W3	
LSU	7-7	.500	4-3	3-4	16-10	.615	11-5	5-5	0-0	L1	
Arkansas	6-8	.429	3-4	3-4	17-11	.607	9-5	6-5	2-1	W1	
Tennessee	6-8	.429	3-4	3-4	17-10	.630	10-6	5-4	2-0	L2	
Alabama	4-10	.286	2-5	2-5	12-15	.444	8-6	3-6	1-3	L1	
Ole Miss	3-11	.214	2-5	1-6	9-19	.321	8-9	1-7	0-3	L3	
Florida	2-12	.143	2-5	0-7	6-21	.222	6-8	0-12	0-1	L4	
Vanderbilt	1-13	.071	1-6	0-7	6-21	.222	5-8	1-10	0-3	L8	

## NATIONAL POLLS (AS OF 2/26/19)

### AP Top 25

RK	TEAM	REC	PTS	TREND
1	Baylor (28)	25-1	700	-
2	UConn	25-2	663	↑ 1
3	Louisville	25-2	639	↑ 1
4	Notre Dame	25-3	625	↑ 1
5	Mississippi State	25-2	576	↑ 1
6	Oregon	25-3	559	↓ 4
7	Stanford	23-4	506	-
8	Maryland	24-3	489	-
9	Oregon State	23-5	486	↑ 3
10	NC State	24-3	454	↓ 1
11	Kentucky	23-5	368	↑ 5
12	Iowa	21-6	367	↓ 2
13	Marquette	23-5	356	↓ 2
14	South Carolina	20-7	346	↓ 1
15	Miami	23-6	320	↓ 1
16	Gonzaga	25-3	308	↓ 1
17	Syracuse	20-6	258	↑ 1
18	Texas	21-6	241	↑ 1
19	Texas A&M	20-6	179	↑ 2
20	Iowa State	20-7	173	-
21	Arizona State	18-8	106	↓ 4
22	Florida State	21-6	97	-
23	Drake	21-5	78	↑ 1
24	Rice	23-3	67	↑ 1
25	UCLA	17-11	40	↑ 1

Others receiving votes: South Dakota 23, South Dakota State 22, BYU 8, DePaul 8, West Virginia 7, UCF 6, Kansas State 5, Clemson 4, Florida Gulf Coast 4, Minnesota 4, Rutgers 3, Missouri 2, Central Michigan 2, Miami (OH) 1  
Dropped from rankings: South Dakota 23

### Coaches Poll

RK	TEAM	REC	PTS	TREND
1	Baylor (31)	26-1	775	-
2	UConn	25-2	740	-
3	Louisville	25-2	703	↑ 1
4	Notre Dame	26-3	682	-
5	Mississippi State	25-2	645	↑ 1
6	Oregon	25-3	625	↓ 3
7	Stanford	23-4	573	-
8	Oregon State	23-5	559	-
9	Maryland	25-3	542	-
10	NC State	24-3	473	↑ 2
11	Iowa	22-6	417	↓ 1
12	Marquette	23-5	403	↓ 1
13	Kentucky	23-5	392	↑ 4
14	Gonzaga	25-3	355	↑ 2
15	South Carolina	20-7	345	↓ 2
16	Miami	23-6	345	↓ 1
17	Syracuse	20-7	244	↑ 1
18	Texas A&M	21-6	216	↑ 4
19	Texas	21-7	208	-
20	Arizona State	18-8	175	↓ 5
21	Florida State	21-6	174	↓ 1
22	Iowa State	20-7	160	↓ 1
23	Drake	21-5	117	↑ 1
24	DePaul	21-7	49	↑ 2
25	South Dakota	24-4	38	↓ 2

Others receiving votes: Rice 37, UCLA 24, Missouri 11, UCF 11, Rutgers 8, Michigan State 7, South Dakota State 6, Utah 5, James Madison 3, New Mexico 3, Boise State 1, BYU 1  
Dropped from rankings: Missouri 25

## GEORGIA'S RECORD WHEN

Overall Record.....	17-10
Home Games.....	13-2
Road Games.....	3-7
Neutral Site Games.....	1-1
SEC Games.....	8-6
Home Games.....	5-2
Road Games.....	3-4
SEC Tournament Games.....	0-0
Non-Conference Games.....	9-4
Home Games.....	8-0
Road Games.....	0-3
Neutral Site Games.....	1-1
November Games.....	4-3
December Games.....	5-1
January Games.....	4-4
February Games.....	4-2
March Games.....	0-0
Monday Games.....	1-0
Tuesday Games.....	1-0
Wednesday Games.....	1-0
Thursday Games.....	5-3
Friday Games.....	3-1
Saturday Games.....	0-0
Sunday Games.....	6-5
Day Games.....	9-6
Night Games.....	8-4
Overtime Games.....	0-1
Televised Games.....	16-8
Leading at Halftime.....	13-2
Trailing at Halftime.....	4-8
Tied at Halftime.....	0-0
Shot 40% or Better FG.....	15-6
Shot Less Than 40% FG.....	2-4
Opp. Shot 40% or Better FG.....	5-8
Opp. Shot Less Than 40% FG.....	12-2
Led In Rebounds.....	15-1
Trailed In Rebounds.....	1-9
Tied In Rebounds.....	1-0
Committed Fewer Turnovers.....	10-3
Committed More Turnovers.....	7-6
Committed Same Turnovers.....	0-1
Scored 0-49 Points.....	0-1
Scored 50-59 Points.....	0-6
Scored 60-69 Points.....	6-2
Scored 70-79 Points.....	4-1
Scored 80-89 Points.....	5-0
Scored 90+ Points.....	2-0
Allowed 0-49 Points.....	6-0
Allowed 50-59 Points.....	4-3
Allowed 60-69 Points.....	4-3
Allowed 70-79 Points.....	2-1
Allowed 80-89 Points.....	1-2
Allowed 90+ Points.....	0-0



## GAME 1

#13/14 GEORGIA 67, ST. BONAVENTURE 40  
STEGEMAN COLISEUM | ATHENS | NOV. 9, 2018Official Basketball Box Score -- Game Totals -- Final Statistics  
St. Bonaventure vs Georgia  
11/9/18 6 pm ET at Stegeman Coliseum - Athens, Ga.

## St. Bonaventure 40 • 1-1

#	Player	Total		3-Ptr		Rebounds			PF	TP	A	TO	Bk	Stl	Min
		FG	FGA	FT	FTA	Off	Def	Total							
15	CALABRESE, Emily	1	1-8	0-0	4-6	3	4	7	1	6	0	2	0	2	22
02	JOHNSON, Asianae	g	3-10	0-0	3-4	0	2	2	2	9	0	5	0	0	27
03	MIGLIORE, Danielle	g	1-5	1-5	2-2	0	3	3	2	5	0	2	0	0	25
11	FRANCIS, Deja	g	1-6	0-0	1-3	2	0	2	1	3	1	3	0	1	29
24	PAULSON, Bree	g	0-4	0-3	0-0	1	0	1	3	0	0	0	0	0	19
12	OLIVER, Amanda		2-6	0-0	0-0	0	8	8	2	4	0	1	0	0	25
14	JORNLAN, Carrie		1-2	1-2	0-0	0	2	2	1	3	0	1	1	0	10
20	LOGAN, Dajah		2-9	0-3	2-4	1	2	3	2	6	2	0	0	0	29
21	DEL MORAL, Claudia		1-5	0-2	2-2	0	3	3	1	4	1	1	0	1	14
Team						3	3	6							
Totals			12-55	2-15	14-21	10	27	37	15	40	4	15	1	4	200

1st - FG %:	3-9	33.3%	2nd - 2-16	12.5%	3rd - 1-16	6.3%	4th - 6-14	42.9%	Game - 12-55	21.8%	Deadball
3FG %:	0-4	0.0%	0-4	0.0%	0-3	0.0%	2-4	50.0%	2-15	13.3%	Rebounds
FT %:	4-6	66.7%	2-2	100.0%	2-4	50.0%	6-9	66.7%	14-21	66.7%	4

## Georgia 67 • 1-0

#	Player	Total		3-Ptr		Rebounds			PF	TP	A	TO	Bk	Stl	Min
		FG-FA	FG-FGA	FT-FTA	Off	Def	Total								
04	ROBINSON, Caliya	6-14	1-4	2-2	4	5	9	1	15	1	2	1	1	21	
02	COLE, Taja	5-11	0-1	0-0	3	2	5	0	10	2	0	0	0	26	
00	CONNALLY, Gabby	2-6	1-4	0-0	0	0	0	3	5	3	1	0	2	24	
03	PAUL, Stephanie	2-7	0-1	2-2	4	5	9	2	6	2	0	1	0	22	
11	CALDWELL, Maya	3-8	1-4	0-0	1	4	5	3	7	2	2	1	1	25	
01	JOHNSON, Donnetta	1-4	0-0	1-2	0	3	3	1	3	2	3	0	0	15	
10	HOSE, Caitlin	1-6	0-4	0-0	1	3	4	0	2	2	0	0	2	19	
12	HUBBARD, Kaila	1-3	0-0	4-6	1	5	6	0	6	1	0	0	0	11	
14	STAITI, Jenna	4-4	1-1	0-3	1	2	3	5	9	1	2	1	0	11	
22	BATES, Malury	2-3	0-0	0-2	1	6	7	1	4	0	0	3	0	24	
25	HENDERSON, Ari	0-1	0-0	0-0	0	0	0	0	0	0	0	0	0	2	
					1	1	2					1			
Totals		27-67	4-19	9-17	17	36	53	16	67	16	12	7	8	200	

1st - FG %:	8-20	40.0%	2nd - 6-14	42.9%	3rd - 6-18	33.3%	4th - 6-15	40.0%	Game - 27-67	40.2%	Deadball
3FG %:	1-8	12.5%	2-4	50.0%	0-3	0.0%	0-5	0.0%	2-15	13.3%	Rebounds
FT %:	2-2	100.0%	1-2	50.0%	6-8	75.0%	0-5	0.0%	9-17	52.9%	4

Officials: Beverly Roberts, Chaney Muench and Eric Baker  
Technical fouls: St. Bonaventure-None. Georgia-None.  
Attendance: 4054

Score by periods	1st	2nd	3rd	4th	Total
St. Bonaventure	10	6	4	20	40
Georgia	21	15	19	12	67

Last FG - SBU 4th-00:21, UGA 4th-01:02.  
Largest lead - SBU by 2 1st-09:32, UGA by 37 4th-08:19.  
SBU led for 00:37, UGA led for 35:49. Game was tied for 00:34.Score tied - 1 time.  
Lead changed - 1 time.

## GAME 3

UCLA 80, #14 GEORGIA 69  
PAULEY PAVILION | LOS ANGELES | NOV. 14, 2018Official Basketball Box Score -- Game Totals -- Final Statistics  
Georgia vs UCLA  
11/14/18 11:00 AM at Los Angeles, Calif. (Pauley Pavilion)

## Georgia 69 • 2-1

#	Player	Total		3-Ptr		Rebounds		PF	TP	A	TO	Bk	Stl	Min
		FG	Def	FG	Def	FT	Def							
03	PAUL, Stephanie	f	1-1	0-0	1-2	2	1 3	5	3	0	3	1	1	20
04	ROBINSON, Caliya	f	5-11	1-3	2-2	1	2 3	5	13	2	2	1	0	28
00	COLE, Taja	g	9-20	1-4	3-10	5	5 10	5	22	8	2	0	0	36
02	CONNALLY, Gabby	g	8-13	3-7	0-0	0 0 0	0	3	19	4	5	0	1	39
11	CALDWELL, Maya	g	1-4	1-3	0-0	1	2 3	2	3	1	1	0	1	27
01	JOHNSON, Donnetta		0-0	0-0	0-0	0	1 1	0	0	0	1	0	0	1
10	HOSE, Caitlin		0-2	0-1	1-2	0	0 0	0	1	0	0	0	0	9
12	HUBBARD, Kaila		0-2	0-2	0-0	1	0 1	1	0	2	0	0	0	11
14	STAITI, Jenna		0-0	0-0	0-0	0	0 0	0	0	0	0	0	0	1
22	BATES, Malury		4-7	0-0	0-0	2	6 8	5	8	1	0	1	1	28
Team						1	0 1					1		
Totals			28-60	6-20	7-16	13	17 30	26	69	18	15	3	4	200

1st - FG %:	10-17	58.8%	2nd - 7-15	46.7%	3rd - 4-14	28.6%	4th - 7-14	50.0%	Game - 28-60	46.7%	Deadball
3FG %:	1-3	33.3%	4-11	36.4%	0-3	0.0%	1-3	33.3%	6-20	30.0%	Rebounds
FT %:	1-5	20.0%	0-0	0.0%	3-5	60.0%	3-6	50.0%	7-16	43.8%	6,3

## UCLA 80 • 2-1

#	Player	Total		3-Ptr		Rebounds		PF	TP	A	TO	Bk	Stl	Min	
		FG-FA	FG-FGA	FT-FTA	Off	Def	Tot								
21	ONYENWERE, Michaela	f	11-19	0-1	3-5	5	6	11	2	25	4	1	1	2	40
33	MILLER, Lauryn		1-6	0-2	3-4	1	2	3	1	5	1	0	0	0	17
04	CORSARO, Lindsey	g	3-7	0-1	2-2	0	2	2	1	8	3	1	0	2	37
22	BURKE, Kennedy		8-10	1-2	4-10	0	4	4	2	21	4	3	1	4	37
24	DEAN, Japreece	g	4-8	2-3	7-8	1	1	2	3	17	5	1	1	2	36
02	SMITH, Ahlana		0-0	0-0	0-0	0	0	0	0	0	0	0	0	0	7
11	DRUMMER, Lajahna		1-6	0-3	2-5	3	5	8	4	4	1	1	0	2	26
	Team					0	1	1				2			
	Totals		28-56	3-12	21-34	10	21	31	13	80	18	9	3	12	200

1st - FG %:	6-12	50.0%	2nd - 7-16	43.8%	3rd - 7-13	53.8%	4th - 8-15	53.3%	Game - 28-56	50.0%	Deadball
3FG %:	0-1	0.0%	3-6	50.0%	0-2	0.0%	0-3	0.0%	3-12	25.0%	Rebounds
FT %:	0-1	0.0%	2-6	33.3%	4-6	66.7%	15-21	71.4%	21-34	61.8%	11,1

Officials: Michael Price, Clarke Stevens, Cheryl Flores  
Technical fouls: Georgia-None. UCLA-None.  
Attendance: 5113

Score by periods	1st	2nd	3rd	4th	Total
Georgia	22	18	11	18	69
UCLA	12	19	18	31	80

Last FG - UGA 4th-00:28, UCLA 4th-02:23.  
Largest lead - UCLA by 12 1st-00:41, UCLA by 11 4th-01:03.  
UGA led for 03:42, UCLA led for 05:37. Game was tied for 03:41.Score tied - 6 times.  
Lead changed - 7 times.

## GAME 2

#13/14 GEORGIA 85, WINTHROP 39  
STEGEMAN COLISEUM | ATHENS | NOV. 11, 2018Official Basketball Box Score -- Game Totals -- Final Statistics  
Winthrop vs Georgia  
11/11/18 2 p.m. ET at Stegeman Coliseum - Athens, Ga.

## Winthrop 39 • 0-2

#	Player	Total			3-Ptr		Rebounds		PF	TP	A	TO	Bk	Stl	Min
		FG-FGA	FG-FGA	FT-FTA	Off	Def									
24	NWABUDU, Kem	f	4-19	0-0	0-0	3	1	4	1	8	1	2	0	3	34
00	LANGSTAFF, Maleeah		0-4	0-1	1-2	2	2	4	2	1	1	3	1	2	31
04	BUCKLEY, Sydney	g	0-2	0-0	2-2	1	0	1	2	2	1	6	0	0	34
21	RILEY, Anika		3-9	0-0	1-1	2	8	10	3	7	0	2	0	1	24
25	HAGAMAN, Courtney	g	3-11	2-6	0-0	0	2	1	8	0	2	0	2	3	18
03	JAMISON, Destinee		0-4	0-0	2-2	0	1	1	2	2	0	2	0	1	16
05	COWAN, Essence		0-3	0-3	0-2	0	1	1	2	0	0	0	0	0	10
15	WHITFIELD, Jah'che		1-7	0-1	3-8	1	3	4	1	5	0	1	0	1	17
55	COELLO PEREZ, Angela		3-7	0-2	0-0	0	1	1	2	6	0	1	0	0	16
Team						5	2	7							
Totals			14-66	2-13	9-17	16	19	35	16	39	3	19	1	11	200

1st - FG %:	9-18	50.0%	2nd - 4-18	22.2%	3rd - 6-17	35.3%	4th - 2-15	13.3%	Game - 14-66	21.2%	Deadball
3FG %:	0-2	0.0%	0-4	0.0%	2-3	66.7%	0-4	0.0%	2-13	15.4%	Rebounds
FT %:	2-2	100.0%	5-6	83.3%	1-1	100.0%	1-8	12.5%	9-17	52.9%	4

## Georgia 85 • 2-0

#	Player	Total			Rebounds			PF	TP	A	TO	Bk	Stl	Min
		FG-FGA	3P-Ftr	FT-FTA	Off	Def	Total							
04	ROBINSON, Caliya	6-11	1-1	0-2	3	5	8	1	13	3	2	2	2	25
00	COLE, Taja	6-10	2-4	0-2	0	7	7	1	14	11	4	0	2	28
02	CONNALLY, Gabby	4-11	2-8	2-2	1	5	6	1	12	5	2	0	2	31
03	PAUL, Stephanie	0-5	0-1	0-0	3	4	7	0	0	1	2	1	0	13
11	CALDWELL, Maya	0-4	0-2	0-0	5	2	7	2	0	1	1	0	2	19
01	JOHNSON, Donnetta	1-3	1-1	0-0	1	0	1	4	3	0	2	0	0	10
10	HOSE, Caitlin	4-7	1-4	1-2	2	3	5	1	10	4	1	0	3	18
12	HUBBARD, Kaila	5-8	2-3	3-3	1	2	3	4	15	2	3	0	0	20
11	STAFF, Jenna	5-5	0-0	0-0	6	7	13	2	10	1	2	0	1	17
22	BATES, Malury	4-7	0-0	0-0	2	4	6	3	8	0	3	5	0	16
25	ENDERSON, Ari	0-1	0-0	0-0	1	0	1	0	0	0	0	0	0	3
	Team				1	2	3							
Totals		35-72	9-24	6-11	21	40	61	19	85	27	20	10	12	200



## GAME 5

### #24 GEORGIA 60, MERCER 33

#### COLISEO RUBEN ZAYAS | PUERTO RICO | NOV. 22, 2018



Official Basketball Box Score -- Game Totals -- Final Statistics  
Morgan State vs Georgia  
11/22/18 1:00 PM at Coliseo Ruben Zayas, Trujillo Alto, PR



#### Morgan State 33 - 1-5

#	Player	Total		3-Ptr		FT-FTA		Rebounds		PF	TP	A	TO	Blk	Stl	Min
		FG-FGA	FG-FGA	FG-FGA	FG-FGA	Off	Def	Total								
02	Chavis, Jahiyan	3-9	0-3	0-0		3	2	5	1	6	1	5	0	2	33	
11	Horn, Kayla	2-8	0-4	0-2		1	4	5	0	4	2	2	1	1	35	
12	Bolasighn, Naomi	2-11	2-8	2-2		2	1	3	3	8	0	2	0	1	28	
21	Coleman, Adreoria	3-11	0-2	0-0		1	5	6	2	6	2	3	0	2	39	
24	Sherrill, Elizabeth	1-8	0-0	0-0		1	4	5	1	2	1	1	0	0	36	
04	McCalla, Ashia	3-10	0-1	1-2		3	0	3	2	7	2	3	0	2	29	
Team						4	1	5								
Totals		14-57	2-18	3-6		15	17	32	9	33	8	16	1	8	200	
1st - FG %:		5-17	29.4%	2nd:	3-10	30.0%	3rd:	3-13	23.1%	4th:	3-17	17.6%	Game:	14-57	24.6%	Deadball
3FG %:		0-6	0.0%	0-2	0.0%	1-4	25.0%	1-6	16.7%	2-18	11.1%	3-6	50.0%	Rebounds	2	
FT %:		0-0	0.0%	0-0	0.0%	0-0	0.0%	3-6	50.0%							

#### Georgia 60 - 3-2

#	Player		Total		3-Ptr		Rebounds			PF	TP	A	TO	Blk	Stl	Min															
			FG-FGA	FG-FGA	FT-FTA	Off	Def	Tot																							
00	COLE, Taja	*	4-6		0-1	1-3	1	3	4	1	9	5	3	1	2	29															
02	CONNALLY, Gabby		3-5		1-1	0-0	0	2	2	1	7	2	3	0	0	30															
03	PAUL, Stephanie		3-4		1-1	0-0	4	1	5	1	7	4	1	0	0	20															
04	ROBINSON, Caliya		9-17		0-4	1-2	5	6	11	3	19	3	4	3	2	29															
10	HOSE, Caitlin	*	1-4		0-2	0-0	0	1	1	2	2	0	0	0	1	16															
01	JOHNSON, Donnetta		1-6		0-2	0-0	0	5	5	1	2	0	2	0	1	14															
11	CALDWELL, Maya		0-0		0-0	0-2	0	1	1	0	0	1	0	0	0	19															
12	HUBBARD, Kaila		0-2		0-1	0-0	0	0	0	1	0	0	2	0	1	15															
14	STAITI, Jenna		4-8		0-1	2-2	3	4	7	0	10	1	0	3	0	15															
22	BATES, Malury		2-5		0-0	0-0	2	2	4	0	4	0	3	1	1	13															
Team							2	4	6																						
Totals							17	29	46	10	60	16	18	8	8	200															
1st - FG %:																	7-14	50.0%	2nd:	6-13	46.2%	3rd:	8-15	53.3%	4th:	6-15	40.0%	Game:	27-57	47.4%	Deadball
3FG %:																	1-5	20.0%	0-4	0.0%	1-1	100.0%	0-3	0.0%	2-13	15.4%	4-9	44.4%	Rebounds	7	
FT %:																	1-3	33.3%	0-2	0.0%	3-3	100.0%	0-1	0.0%							

Officials: Joel Ortiz, Shawn Good, Tim Green  
Technical fouls: Morgan State-None, Georgia-None.  
Attendance: 75

Score by periods	1st	2nd	3rd	4th	Total
Morgan State	6	7	10	33	
Georgia	16	12	20	60	

Last FG - MORGAN STATE 4th-02:18, UGA 4th-00:42  
Largest lead - MORGAN STATE None, UGA by 29 4th-08:43  
MORGAN STATE led for 00:00, UGA led for 38:35. Game was tied for 01:25.

	In	Off	2nd	Fast	
Points	Paint	T/O	Chance	Break	Bench
MOSTAT	10	9	9	0	7
UGA	38	16	17	0	16

Score tied - 1 time.  
Lead changed - 0 times.

## GAME 7

### GEORGIA 67, MERCER 60

#### STEGEMAN COLISEUM | ATHENS | NOV. 28, 2018



Official Basketball Box Score -- Game Totals -- Final Statistics  
Mercer vs Georgia  
11/28/18 7 p.m. ET at Stegeman Coliseum - Athens, Ga.



#### Mercer 60 - 3-4

#	Player	Total		3-Ptr		FT-FTA		Rebounds		PF	TP	A	TO	Blk	Stl	Min
		FG	FGA	FG	FGA	FT	FTA	Off	Def							
02	Amanda Thompson	f	5-14	0-0	2-2	3	3	6	3	12	3	2	1	0	1	36
21	Shannon Titus	f	3-12	0-0	6-6	0	7	7	2	12	2	1	0	3	37	
34	Rachel Selp	c	4-11	0-0	1-2	0	3	3	4	9	0	0	0	0	39	
00	KeKe Calloway	f	10-17	0-3	1-2	0	3	3	2	21	1	4	0	0	34	
11	Linnea Rosendal	g	1-5	1-4	0-0	0	0	0	0	3	2	2	0	2	32	
15	Ally Welch	f	0-1	0-0	0-0	0	1	1	0	0	0	1	0	0	10	
32	Jaron Dougherty	f	1-2	0-0	1-2	0	3	3	0	3	0	0	0	0	12	
Team						3	4	7								
Totals			24-62	1-7	11-14	6	24	30	11	60	8	11	1	6	200	
1st - FG %: 9-19 47.4%      2nd: 4-13 30.8%      3rd: 6-14 42.9%      4th: 5-16 31.3%      Game: 24-62 38.7%      Deadball																
3FG %: 1-4 25.0%      0-1 0.0%      FT %: 0-1 0.0%      3-4 75.0%      5-6 83.3%      11-14 78.6%      Rebounds																

#### Georgia 67 - 4-3

#	Player	Total		3-Ptr		Rebounds		PF	TP	A	TO	Blk	Stl	Min	
		FG	FGA	FG	FGA	FT	FTA								Off
03	PAUL, Stephanie	f	0-2	0-0	0-0	0	0	0	0	1	1	0	0	8	
04	ROBINSON, Caliya	f	13-26	1-2	3-4	4	13	17	3	30	0	1	3	2	35
00	COLE, Taja	g	3-8	0-0	0-0	1	3	4	1	6	7	0	0	3	40
02	CONNALLY, Gabby	g	0-4	0-2	1-2	0	0	0	2	1	1	5	0	2	28
10	HOSE, Caitlin	g	1-3	1-3	0-0	0	3	3	0	3	0	1	0	0	23
01	JOHNSON, Donnetta		5-8	1-2	0-2	2	3	5	2	11	0	3	0	2	20
11	CALDWELL, Maya		2-3	0-1	0-0	1	1	2	1	4	1	0	0	1	6
12	HUBBARD, Kaila		0-2	0-0	0-0	1	0	1	1	0	1	1	0	0	14
14	STAITI, Jenna		2-6	1-1	4-8	3	7	10	3	9	2	1	4	0	21
22	BATES, Malury		1-2	0-0	1-2	2	1	3	2	3	0	4	0	0	5
	Team					3	2	5				1			
Totals			27-64	4-11	9-18	17	33	50	15	67	13	18	7	10	200

Officials: Michael McConnell, Karen Presto and Brian Garland  
Technical fouls: Mercer-None, Georgia-None.  
Attendance: 2117

Score by periods	1st	2nd	3rd	4th	Total
Mercer	19	11	15	15	60
Georgia	11	24	12	20	67

Last FG - MERCER 4th-02:45, UGA 4th-03:10  
Largest lead - MERCER by 12 2nd-08:39, UGA by 8 4th-03:10  
MERCER led for 20:14, UGA led for 16:32. Game was tied for 03:14.

Score tied - 5 times.  
Lead changed - 7 times.

## GAME 6

### #7 MARYLAND 58, #24 GEORGIA 51

#### COLISEO ROBERTO CLEMENTE | PUERTO RICO | NOV. 24, 2018



Official Basketball Box Score -- Game Totals -- Final Statistics  
Georgia vs #7 Maryland  
11/24/18 1:00 PM at Coliseo Roberto Clemente, San Juan, PR



#### Georgia 51 - 5-0

#	Player	Total			3-Ptr			Rebounds			PF	TP	A	TO	Blk	Stl	Min
		FG-FGA	FG-FGA	FT-FTA	Off	Def	Total										
00	COLE, Taja	4-20	1-4	2-4	2	2	4	2	11	5	1	0	2	40			
02	CONNALLY, Gabby	5-21	2-6	4-4	1	3	4	5	16	1	0	0	2	40			
03	PAUL, Stephanie	2-3	0-0	0-0	2	3	5	2	4	1	1	0	1	24			
04	ROBINSON, Caliya	6-15	0-1	0-2	3	6	9	2	12	0	2	2	0	36			
10	HOSE, Caitlin	0-2	0-0	0-0	2	3	5	1	0	1	0	0	1	13			
01	JOHNSON, Donnetta	0-0	0-0	0-0	0	1	1	0	0	0	0	0	0	3			
11	CALDWELL, Maya	0-3	0-0	0-0	4	0	4	1	0	1	0	0	0	11			
12	HUBBARD, Kaila	0-2	0-0	0-0	0	2	2	1	0	0	0	0	0	13			
14	STAITI, Jenna	1-3	0-1	0-0	1	0	1	3	2	0	1	2	0	7			
22	BATES, Malury	3-9	0-0	0-0	3	0	3	0	6	0	1	0	1	13			
Team					4	0	4										
Totals		21-78	3-12	6-10	22	20	42	17	51	9	6	4	7	200			

#### #7 Maryland 58 - 3-3

## GAME 9

### GEORGIA 61, FURMAN 38

#### STEGEMAN COLISEUM | ATHENS | DEC. 4, 2018



Official Basketball Box Score -- Game Totals -- Final Statistics  
Furman vs Georgia  
12/4/18 7 p.m. ET at Stegeman Coliseum - Athens, Ga.



Furman 38 • 4-4

#	Player		Total		3-Ptr		Rebounds		PF	TP	A	To	Blk	Stl	Min
			FG-FGA	FT-FTA	FG-FGA	FT-FTA	Off	Def							
13	Kaitlyn Duncan	f	2-6	0-1	0-0	0	6	6	3	4	0	2	3	1	21
01	Milica Manojlovic	g	0-2	0-0	0-0	0	1	1	2	0	4	2	0	0	19
10	Le'Jae Davidson	g	0-11	0-7	6-7	1	0	1	0	6	1	4	0	2	34
12	Tyiah Hunter	g	3-5	0-0	0-0	3	3	6	2	6	0	3	1	0	20
44	Taylor Petty	g	1-8	1-4	2-2	1	3	4	3	5	1	1	0	0	26
02	Janya Outten	g	1-2	0-0	1-2	0	0	0	1	3	2	1	0	1	19
03	Sutton West	g	1-2	0-0	0-0	1	2	3	0	2	0	0	0	0	11
04	Jade Kirsome	g	0-5	0-4	2-2	1	3	4	1	2	0	1	0	1	18
05	Sydni Donovan	g	0-0	0-0	0-0	0	1	1	0	0	0	0	0	0	1
11	Hannah Sellinger	g	0-0	0-0	0-0	0	0	0	0	0	0	0	0	0	2
14	Grace van Rij	g	0-0	0-0	0-0	0	0	0	0	0	0	0	0	0	2
23	Beatriz Mateo	g	0-0	0-0	2-2	0	0	0	0	2	0	1	0	0	1
24	Greyson Boone	g	0-0	0-0	0-0	0	0	0	0	0	0	0	0	0	3
30	Natalie Wilson	g	0-0	0-0	0-0	0	0	0	0	0	1	0	0	0	3
55	Celena Taborn	g	3-5	0-0	2-2	1	1	2	3	8	0	3	0	0	20
Team						2	2	4				1			
Totals			11-46	1-16	15-17	9	23	32	15	38	8	20	4	5	200

1st - FG %:	1-13	7.7%	2nd - 4-12	33.3%	3rd - 3-10	30.0%	4th - 3-11	27.3%	Game - 11-46	23.9%	Deadball	
3FG %:	0-3	0.0%	0-4	0.0%	0-2	0.0%	1-7	14.3%	1-16	6.3%	Rebounds	
FT %:	0-0	0.0%	2-2	100.0%	9-11	81.8%	4-4	100.0%	15-17	88.2%	2	

Georgia 61 • 6-3

#	Player	Total		3-Ptr		Rebounds		PF	TP	A	T	Blk	Stl	Min	
		FG-FGA	FT-FTA	FG-FGA	FT-FTA	Off	Def								
03	PAUL, Stephanie	f	5-7	0-0	5-7	4	6	10	2	15	1	1	0	2	23
04	ROBINSON, Caliya	f	4-14	0-1	0-0	2	5	7	2	8	1	1	2	0	29
00	COLE, Taja	g	4-9	0-1	1-2	2	4	6	3	9	4	1	0	2	32
02	CONNALLY, Gabby	g	4-8	2-3	2-2	0	1	1	1	12	1	2	1	4	32
12	HUBBARD, Kaila	g	3-10	0-2	2-4	6	0	6	1	8	0	2	0	4	27
01	JOHNSON, Donnetta	g	1-4	0-0	0-0	2	1	3	1	2	0	1	0	1	10
10	HOSE, Caitlin	g	0-1	0-0	0-0	2	1	3	0	0	0	0	0	0	6
11	CALDWELL, Maya	g	1-8	0-2	1-2	3	2	5	4	3	4	1	2	2	24
14	STAATI, Jenna	g	1-4	0-0	0-0	1	1	2	0	2	0	0	0	0	8
23	MORRISON, Que	g	0-2	0-1	2-2	1	5	6	0	2	0	1	0	0	13
25	HENDERSON, Ari	g	0-0	0-0	0-0	0	0	0	0	2	0	1	0	0	3
Team						1	1	2							
Totals			23-67	2-10	13-19	24	27	51	14	61	11	22	5	15	200

1st - FG %:	6-18	33.3%	2nd - 5-18	27.8%	3rd - 6-20	30.0%	4th - 6-11	54.5%	Game - 23-67	34.3%	Deadball	
3FG %:	0-3	0.0%	0-3	0.0%	3-3	66.7%	0-1	0.0%	2-10	20.0%	Rebounds	
FT %:	4-4	100.0%	1-2	50.0%	3-5	60.0%	5-8	62.5%	13-19	68.4%	3	

Officials: Felicia Gritter, Cameron Inouye and Nykesha Thompson  
Technical fouls: Furman-None. Georgia-None.  
Attendance: 2174

Score by periods	1st	2nd	3rd	4th	Total
Furman	2	10	15	11	38
Georgia	16	11	17	17	61

Last FG - FUR 4th-02:09, UGA 4th-04:39.  
Largest lead - FUR None, UGA by 25 4th-03:50.  
FUR led for 00:00, UGA led for 39:35, Game was tied for 00:23.

Score tied - 0 times.  
Lead changed - 0 times.

## GAME 11

### GEORGIA 77, LIPSCOMB 45

#### STEGEMAN COLISEUM | ATHENS | DEC. 19, 2018



Official Basketball Box Score -- Game Totals -- Final Statistics  
Lipscomb vs Georgia  
12/19/18 11 a.m. ET at Stegeman Coliseum - Athens, Ga.



Lipscomb 45 • 2-9

#	Player	Total		3-Ptr		Rebounds		PF	TP	A	T	Blk	Stl	Min	
		FG-FGA	FT-FTA	FG-FGA	FT-FTA	Off	Def								
22	CLARK, Taylor	1	3-7	2-4	8-10	2	0	2	1	16	0	4	0	29	
05	SHORT, Carleigh	g	1-5	1-4	1-2	0	2	2	1	4	1	0	0	24	
15	RAU, Lauren	g	4-9	1-2	6-7	0	3	3	2	15	1	5	0	29	
20	DEASON, Jane	g	0-5	0-2	0-0	0	3	3	0	0	0	0	0	37	
23	HAMMAKER, Anna	g	1-7	0-2	0-0	0	2	2	3	2	1	3	0	23	
10	SIMPSON, Gracie	g	0-1	0-1	0-0	0	1	1	0	0	0	0	0	3	
12	MORROW, Keely	g	1-5	0-1	3-4	1	2	3	2	5	1	5	0	20	
14	MANOS, Lexi	g	1-3	1-3	0-0	0	1	1	1	3	1	2	0	23	
25	GRILLON, Gabi	g	0-0	0-0	0-0	0	1	1	0	0	0	0	0	10	
44	ROSENBAUM, Kailey	g	0-3	0-0	0-0	2	3	5	2	0	0	1	0	12	
Team						4	4	8				5			
Totals			11-45	5-19	18-23	9	22	31	16	45	5	25	0	91	200
1st-FG %: 3-15 20.0% 2nd-2-4 50.0% 3rd-3-9 33.3% 4th-3-10 30.0% Game: 11-45 24.4% Deads: 1-1 10.0%															
FG %: 2-4 50.0% 3pt %: 1-2 50.0% 1-2 50.0% 0-7 0.0% 5-19 26.3% 1-1 100%															
FT %: 3-4 75.0% 8-10 80.0% 1-2 50.0% 0-1 0.0% 1-1 100% 1-1 100%															

1st - FG %:	3-15	20.0%	2nd - 2-6	33.3%	3rd - 3-8	37.5%	4th - 3-15	20.0%	Game - 11-45	24.4%	Deadball	
3FG %:	2-6	33.3%	2-4	50.0%	1-2	50.0%	0-7	0.0%	5-19	26.3%	Rebounds	
FT %:	3-4	75.0%	8-10	80.0%	4-4	100.0%	3-5	60.0%	18-23	78.3%	4	

Georgia 77 • 7-4

#	Player	Pos	FG	3PT	FT	Reb	Ass	PF	TP	A	T	Blk	Stl	Min	
03	PAUL, Stephanie	F	3-7	0-0	2-2	3	5	8	0	8	2	2	0	1	30
04	ROBINSON, Caliya	F	8-12	0-0	5-7	2	6	8	2	21	1	5	0	24	
00	COLE, Taja	G	3-5	0-0	2-3	0	3	3	4	8	9	4	0	1	27
02	CONNALLY, Gabby	G	5-9	2-5	1-1	0	2	2	5	13	3	1	0	2	33
23	MORRISON, Que	G	3-3	1-1	1-2	0	2	2	2	6	1	3	1	1	17
01	JOHNSON, Donnetta	G	1-4	1-4	0-0	0	0	0	1	3	1	0	0	0	16
10	HOSE, Caitlin	G	2-5	0-3	0-0	0	1	1	0	4	0	1	0	0	11
11	CALDWELL, Maya	G	3-4	1-2	0-0	0	1	1	3	7	0	4	0	0	10
12	HUBBARD, Kaila	G	0-2	0-0	0-0	1	2	3	2	0	0	3	1	0	13
14	STAATI, Jenna	G	1-1	1-1	2-4	1	3	4	1	5	1	0	1	1	16
25	HENDERSON, Ari	G	1-2	0-1	0-0	0	0	0	0	2	0	0	0	0	3
Team						2	1	3							
Totals			29-54	6-17	13-19	9	26	35	20	77	19	19	8	6	200

1st - FG %:	6-11	54.5%	2nd - 9-15	60.0%	3rd - 7-14	50.0%	4th - 7-14	50.0%	Game - 29-54	53.7%	Deadball	
3FG %:	1-3	33.3%	2-4	50.0%	3-5	60.0%	1-5	20.0%	6-17	35.3%	Rebounds	
FT %:	6-8	75.0%	2-3	66.7%	3-4	75.0%	2-4	50.0%	13-19	68.4%	0	

Officials: Mark Kentz, Brian Garland and Dawn Marsh  
Technical fouls: Lipscomb-None. Georgia-None.  
Attendance: 7090

Score by periods	1st	2nd	3rd	4th	Total
Lipscomb	11	14	11	9	45
Georgia	19	22	19	17	77

Last FG - LIP 4th-03:56, UGA 4th-00:43.  
Largest lead - LIP None, UGA by 32 4th-00:43.  
LIP led for 00:00, UGA led for 39:48, Game was tied for 00:12.

Score tied - 0 times.  
Lead changed - 0 times.

## GAME 10

### VILLANOVA 62, GEORGIA 56

#### FINNERAN PAVILION | PHILADELPHIA | DEC. 14, 2018



Official Basketball Box Score -- Game Totals -- Final Statistics  
Georgia vs Villanova  
12/14/18 7:00 pm at Finneran Pavilion



Georgia 56 • 6-4

#	Player		Total		3-Ptr		Rebounds			PF	TP	A	TO	Blk	Stl	Min
			FG-FGA	FT-FTA	FG-FGA	FT-FTA	Off	Def	Total							
03	PAUL, Stephanie	f	8-12	0-1	3-3	3	4	7	3	19	1	2	0	0	36	
04	ROBINSON, Caliya	f	3-10	0-0	0-0	1	1	2	2	6	1	1	1	1	26	
00	COLE, Taja	g	1-7	0-1	1-2	1	8	9	2	3	7	1	1	1	40	
02	CONNALLY, Gabby	g	5-9	1-3	1-1	1	0	1	2	12	2	1	0	2	34	
23	MORRISON, Que	g	1-3	0-2	0-0	1	0	1	3	2	0	0	0	1	20	
01	JOHNSON, Donnetta	g	0-0	0-0	0-0	0	0	0	0	0	0	0	0	0	3	
11	CALDWELL, Maya	g	2-5	0-0	0-0	3	0	3	1	4	1	4	0	1	19	
12	HUBBARD, Kaila	g	0-2	0-1	0-0	0	1	1	1	0	0	1	0	0	8	
14	STAATI, Jenna	g	3-5	0-0	4-9	0	3	3	2	10	1	2	3	0	14	
Team						4	3	7								
Totals			23-53	1-8	9-15	14	20	34	16	56	13	13	5	6	200	

# GAME 13

## GEORGIA 83, PRESBYTERIAN 59

### STEGEMAN COLISEUM | ATHENS | DEC. 28, 2018



Official Basketball Box Score -- Game Totals -- Final Statistics  
Presbyterian vs Georgia  
12/28/18 2 p.m. ET at Stegeman Coliseum - Athens, Ga.



#### Presbyterian 59 • 2-8

#	Player	Total		3-Ptr		Rebounds			PF	TP	A		TO	Blk	Stl	Min
		FG	FGA	FG	FGA	Off	Def	Tot			TO	Blk				
15	SANTOS, Tess	1-6	1-4	0-0	0-0	0	2	2	2	3	0	2	0	0	2	31
32	VIOLA, Salina	3-11	2-4	3-3	2	6	8	3	11	0	1	0	0	0	24	24
44	BLACKWELL-BOYDEN, E	1-4	0-0	1-2	3	0	3	2	3	1	2	0	0	1	25	25
11	HALL, Kacie	7-15	1-2	3-4	0	1	1	0	18	2	1	0	0	3	36	36
23	STAFFORD, Shamani	6-12	5-10	0-0	0	5	5	1	17	1	1	0	0	0	32	32
03	HEMM, Riley	0-0	0-0	0-0	0	0	0	0	0	0	0	0	0	0	3	3
04	GIBBS, Bri	1-3	0-0	3-4	0	3	4	4	5	0	0	0	1	20	20	20
14	JOHNSON, Trinity	1-8	0-1	0-0	1	3	4	2	2	7	4	0	1	30	30	30
Team																
Totals		20-59		9-21		10-13		9 21 30		14 59		11 12		0 7		200
1st - FG %:		2-14		14.3%		2nd - 3-13		23.1%		3rd - 9-17		52.9%		4th - 6-15		40.0%
3FG %:		1-6		16.7%		1-2		50.0%		5-7		71.4%		2-6		33.3%
FT %:		0-0		0.0%		3-6		50.0%		2-2		100.0%		5-5		100.0%
Game:		20-59		33.9%		9-21		42.9%		10-13		76.9%		Deadball		Rebounds
																0

#### Georgia 83 • 9-4

#	Player	Total		3-Ptr		Rebounds			PF	TP	A		TO	Blk	Stl	Min
		FG	FGA	FG	FGA	Off	Def	Tot			TO	Blk				
03	PAUL, Stephanie	7-11	0-1	3-5	4	6	10	3	17	2	3	4	0	0	30	30
04	ROBINSON, Caliya	0-2	0-1	0-0	0	2	2	0	0	0	0	1	0	5	5	5
00	COLE, Taja	6-11	3-4	2-5	0	7	7	0	17	11	3	0	4	36	36	36
01	JOHNSON, Donnetta	1-5	1-1	0-0	1	2	3	4	3	0	0	0	0	8	8	8
02	CONNALLY, Gabby	3-7	1-5	2-4	1	1	2	1	9	4	3	0	0	35	35	35
11	CALDWELL, Maya	2-3	0-1	2-2	2	4	6	2	6	5	1	1	1	24	24	24
12	HUBBARD, Kaila	4-6	1-2	1-2	0	1	1	2	10	3	1	0	0	26	26	26
14	STAITI, Jenna	10-15	1-2	0-0	2	6	8	5	21	0	2	4	0	31	31	31
25	HENDERSON, Ari	0-0	0-0	0-0	1	0	1	0	0	0	0	0	0	5	5	5
Team																
Totals		33-60		7-17		10-18		11 33 44		17 83		25 13		10 5		200
1st - FG %:		10-17		58.8%		2nd - 9-13		69.2%		3rd - 8-13		61.5%		4th - 6-17		35.3%
3FG %:		3-6		50.0%		2-4		50.0%		1-2		50.0%		5-9		55.6%
FT %:		1-2		50.0%		3-5		60.0%		5-9		55.6%		Game:		20-59
																50.0%
																Deadball
																Rebounds
																3

Officials: Scott Yarborough, Katie Lukanich and Marcus Clayton  
Technical fouls: Presbyterian-None. Georgia-None.  
Attendance: 2885

Score by periods	1st	2nd	3rd	4th	Total
Presbyterian	5	10	25	19	59
Georgia	24	23	22	14	83

Last FG - PC 4th-00:06, UGA 4th-00:16.  
Largest lead - PC None, UGA by 35 2nd-00:25.  
PC led for 00:00. UGA led for 39:19. Game was tied for 00:41.

Score tied - 0 times.  
Lead changed - 0 times.



Official Basketball Box Score -- Game Totals -- Final Statistics  
Georgia vs Vanderbilt  
01/06/19 2:00 pm at Nashville



#### Georgia 71 • 11-4, 2-0 SEC

#	Player	Total		3-Ptr		Rebounds			PF	TP	A		TO	Blk	Stl	Min
		FG	FGA	FG	FGA	Off	Def	Tot			TO	Blk				
03	PAUL, Stephanie	3-6	0-0	1-3	2	6	8	5	7	2	4	0	1	23	23	23
04	ROBINSON, Caliya	2-9	0-0	2-2	2	4	6	5	6	2	3	0	0	19	19	19
00	COLE, Taja	2-9	0-1	5-6	0	3	3	2	9	5	1	1	3	39	39	39
01	JOHNSON, Donnetta	0-0	0-0	0-0	0	1	1	1	0	0	2	0	1	5	5	5
02	CONNALLY, Gabby	8-14	5-7	8-8	0	1	1	29	1	1	0	0	1	40	40	40
11	CALDWELL, Maya	3-5	0-0	2-4	2	4	6	0	6	2	0	0	0	17	17	17
12	HUBBARD, Kaila	0-1	0-0	0-0	0	1	1	3	0	0	1	0	0	13	13	13
14	STAITI, Jenna	5-8	1-1	2-2	0	1	1	5	13	0	3	1	0	21	21	21
23	MORRISON, Que	0-5	0-1	1-2	0	2	2	2	1	0	0	0	1	23	23	23
Team																
Totals		23-57		6-11		19-23		9 24 33		24 71		12 15		2 7		200
1st - FG %:		6-14		42.9%		2nd - 5-13		38.5%		3rd - 5-14		35.7%		4th - 7-16		43.8%
3FG %:		2-2		100.0%		2-4		50.0%		1-3		33.3%		Game:		23-57
FT %:		1-2		50.0%		5-6		83.3%		13-15		86.7%		19-23		82.6%
Game:		23-57		40.4%		6-11		54.5%		10-13		76.9%		Deadball		Rebounds
																3

#### Vanderbilt 64 • 5-10, 0-2 SEC

#	Player		Total		3-Ptr		Rebounds			PF	TP	A			TO	Blk	Stl	Min
			FG	FGA	FG	FGA	FT	FTA	Off			Def	Total	TO				
24	NEWBY, Autumn	f	8-10	0-0	2-5	1	4	5	4	18	2	4	0	3	26	26	26	
34	FASOULA, Mariella	f	8-14	0-0	5-9	1	7	8	1	21	3	2	3	0	34	34	34	
10	WALKER, Cierra	g	2-10	1-5	0-0	0	1	1	2	5	3	3	0	1	40	40	40	
30	CARTER, LEALEA	g	2-4	0-0	3-4	1	4	5	4	7	1	4	0	0	28	28	28	
35	CLEMONS-GREEN, Kalei	g	1-5	1-2	0-0	1	2	3	5	3	6	1	0	0	34	34	34	
08	CAMBRIDGE, Jordyn	f	1-4	0-0	2-4	0	0	0	4	4	1	1	0	1	16	16	16	
22	HORROCKS, Bree	f	3-5	0-1	0-0	0	2	2	3	6	2	2	0	0	22	22	22	
Team							2	5	7									
Totals			25-52	2-8	12-22	6	25	31	23	64	18	18	3	5	200			



# GAME 17

## GEORGIA 66, #13 TENNESSEE 62

### STEGEMAN COLISEUM | ATHENS | JAN. 13, 2019



Official Basketball Box Score -- Game Totals -- Final Statistics  
#13 Tennessee vs Georgia  
1/13/19 3 p.m. ET at Stegeman Coliseum - Athens, Ga.



#### #13 Tennessee 62 - 12-4, 1-3

#	Player	Total			3-Ptr		Rebounds				PF	TP	A	T	Blk	Stl	Min
		FG	FGA	FT	FTA	Off	Def	Off	Def	Tot							
00	Davis, Rennie	f	2-12	0-3	2-2	3	9	12	3	6	1	1	0	1	0	1	35
15	Green, Cheridene		2-7	0-0	2-2	5	5	10	5	6	0	3	0	1	0	1	18
02	Westbrook, Evina	g	9-16	0-1	5-8	2	2	4	2	23	6	3	0	1	1	1	38
10	Jackson, Meme	g	2-6	2-4	0-0	1	3	4	2	6	1	2	0	1	1	1	30
14	Green, Zaay	g	3-7	1-1	0-0	0	1	1	1	7	0	2	1	0	1	1	19
04	Collins, Mimi		0-4	0-0	1-2	1	1	2	3	1	1	2	1	0	1	1	15
11	Kushkiah, Kasiyahna		2-5	0-0	1-4	1	3	4	3	5	0	1	2	0	1	1	17
12	Burrell, Rae		1-5	0-0	2-2	3	2	5	0	4	0	1	0	0	1	1	15
13	Masengill, Jazmine		2-2	0-0	0-2	1	1	2	1	4	1	0	0	0	1	1	13
Team						4	6	10		2							
Totals			23-64	3-9	13-22	21	33	54	20	62	10	17	4	4	4	200	

1st FG %: 10-16 62.5% 2nd: 5-15 33.3% 3rd: 2-16 12.5% 4th: 6-17 35.3% Game: 23-64 35.9% Deadball  
3FG %: 2-3 66.7% 0-1 0.0% 1-4 25.0% 0-1 0.0% 3-9 33.3% 5  
FT %: 0-0 0.0% 6-8 75.0% 3-10 30.0% 13-22 59.1%

#### Georgia 66 - 12-5, 3-1

#	Player		Total		3-Ptr		Rebounds				PF	TP	A	T	Blk	Stl	Min	
			FG	FGA	FT	FTA	Off	Def	Tot									
03	PAUL, Stephanie	f	3-7	0-1	1-4	0	4	4	1	7	2	1	1	0	1	21		
04	ROBINSON, Caliya	f	7-19	0-1	2-3	4	2	6	2	16	5	2	6	2	3	37		
00	COLE, Taja	g	4-11	3-8	1-2	1	6	7	4	12	5	4	0	1	1	38		
01	JOHNSON, Donnetta	g	2-8	1-4	0-0	2	1	3	3	5	0	2	0	2	2	20		
02	CONNALLY, Gabby	g	5-14	1-8	2-2	0	2	2	3	13	2	2	0	0	0	28		
10	HOSE, Caitlin		0-1	0-1	0-0	0	0	0	0	1	0	0	0	0	1	7		
11	CALDWELL, Maya		0-0	0-0	0-0	0	0	0	1	0	0	0	2	0	0	2		
12	HUBBARD, Kaila		0-4	0-0	1-2	2	0	2	3	1	0	0	0	0	0	15		
14	STAITI, Jenna		4-9	0-1	4-5	3	4	7	2	12	0	0	1	1	20			
23	MORRISON, Que		0-0	0-0	0-0	0	1	1	0	0	1	0	0	0	1	12		
Team						8	4	12										
Totals			25	73	5	24	11	18	20	24	44	19	66	15	13	8	7	200

1st FG %: 4-16 25.0% 2nd: 6-20 30.0% 3rd: 10-19 52.6% 4th: 5-18 27.8% Game: 25-73 34.2% Deadball  
3FG %: 1-4 25.0% 0-0 0.0% 1-2 50.0% 0-6 0.0% 5-24 20.8%  
FT %: 1-2 50.0% 2-5 40.0% 1-2 50.0% 7-9 77.8% 11-18 61.1%

Officials: Michael McConnell, Carla Fountain and Julie Krommenhoek  
Technical fouls: #13 Tennessee-None. Georgia-None.  
Attendance: 5867

Score by periods	1st	2nd	3rd	4th	Total
#13 Tennessee	22	14	11	15	62
Georgia	10	14	25	17	66

Points	In	Off	2nd	Fast	Bench
UT	34	5	13	12	14
UGA	32	15	17	7	13

Score tied - 5 times.  
Lead changed - 10 times.

Last FG - UT 4th-01:04, UGA 4th-01:24.  
Largest lead - UT by 17 2nd-02:20, UGA by 7 4th-05:25.  
UT led for 24:31. UGA led for 13:43. Game was tied for 01:46.

# GAME 18

## MISSOURI 61, GEORGIA 35

### MIZZOU ARENA | COLUMBIA, MISSOURI | JAN. 17, 2019



Official Basketball Box Score -- Game Totals -- Final Statistics  
Georgia vs Missouri  
1-17-19 6 p.m. CT at Columbia, Mo. (Mizzou Arena)



#### Georgia 35 - 12-6, 3-2

#	Player	Total				3-Ptr			Rebounds			PF	TP	A	T	Blk	Stl	Min
		FG	FGA	FT	FTA	Off	Def	Tot										
00	COLE, Taja	-	2-8	0-1	0-0	1	3	4	3	4	0	3	0	1	40			
01	JOHNSON, Donnetta	-	3-9	0-1	1-1	1	1	2	0	7	0	2	0	0	20			
02	CONNALLY, Gabby	-	3-11	0-3	0-0	2	3	5	3	6	0	1	0	2	40			
03	PAUL, Stephanie	-	0-2	0-0	0-0	1	1	2	4	0	0	4	0	1	17			
04	ROBINSON, Caliya	-	4-10	1-2	3-4	3	5	8	1	12	1	3	3	1	40			
11	CALDWELL, Maya		2-6	0-2	0-0	1	0	1	0	4	1	2	0	1	15			
12	HUBBARD, Kaila		0-0	0-0	0-0	1	1	2	0	0	0	1	0	0	6			
14	STAITI, Jenna		0-1	0-0	0-0	0	0	0	5	0	0	3	1	0	6			
23	MORRISON, Que		1-2	0-0	0-0	0	2	2	0	2	1	0	0	0	16			
	Team					1	0	1										
Totals			15-49	1-9	4-5	11	16	27	16	35	7	20	4	6	200			

1st FG %: 3-11 27.3% 2nd: 3-11 27.3% 3rd: 6-15 40.0% 4th: 3-12 25.0% Game: 15-49 30.6% Deadball  
3FG %: 1-2 50.0% 0-3 0.0% 0-3 0.0% 1-2 50.0% 1-9 11.1%  
FT %: 0-0 0.0% 0-0 0.0% 3-3 100.0% 1-2 50.0% 4-5 80.0%

#### Mizzou 61 - 15-4, 4-1

#	Player	Total			3-Ptr			Rebounds			PF	TP	A	T	Blk	Stl	Min
		FG-FGA	FG-FGA	FT-FTA	Off	Def	Tot										
03	Cunningham, Sophie	*	9-15	2-4	3-3	2	6	8	2	23	1	5	0	5	38		
05	Aldridge, Lauren	*	2-4	2-3	0-0	0	1	1	1	6	2	2	0	0	36		
13	Schuchts, Hannah	*	0-2	0-1	0-0	1	2	3	1	0	1	0	2	0	11		
22	Roundtree, Jordan	*	0-1	0-1	0-0	1	1	2	0	0	1	2	0	1	16		
23	Smith, Amber	*	4-10	1-3	0-0	0	5	5	2	9	3	2	0	1	34		
02	Levy, Akira		2-3	1-1	2-2	0	0	0	2	7	5	2	0	0	23		
11	Troup, Haley		1-3	1-3	0-0	0	1	1	0	3	1	1	0	0	11		
21	Porter, Cierra		1-3	1-1	5-6	2	3	5	3	8	1	0	0	1	19		
24	Chavis, Jordan		0-0	0-0	0-0	0	1	1	0	0	0	0	0	0	1		
34	Tahane, Emmanuelle		0-1	0-0	2-2	0	3	3	0	2	0	0	0	0	9		
43	Berg, Grace		1-1	1-1	0-0	0	0	0	0	3	0	1	0	0	2		
Team						2	1	3									
Totals		20	43	9	18	12	13	8	24	32	11	61	15	18	2	8	200

1st FG %: 3-13 23.1% 2nd: 6-10 60.0% 3rd: 6-13 46.2% 4th: 5-7 71.4% Game: 20-43 46.5% Deadball  
3FG %: 1-2 50.0% 2-4 50.0% 3-3 100.0% 3-5 60.0% 1-9 50.0%  
FT %: 4-4 100.0% 0-0 0.0% 2-3 66.7% 6-6 100.0% 12-13 92.3%

Officials: Brian Hall, Pualani Spurlock, Bryan Entlerline  
Technical fouls: Georgia-None. Missouri-None.  
Attendance: 4004

Score by periods	1st	2nd	3rd	4th	Total
Georgia	7	6	15	7	35
Mizzou	11	14	17	19	61

Points	In	Off	2nd	Fast	Bench
UGA	8	14	7	8	6
MU-W	20	15	5	2	23

Last FG - UGA 4th-04:04, MU-W 4th-00:40.  
Largest lead - UGA by 2 1st-07:51, MU-W by 26 4th-00:40.  
UGA led for 02:58. MU-W led for 33:58. Game was tied for 03:04.

Score tied - 1 time.  
Lead changed - 3 times.

# GAME 19

## TEXAS A&M 76, GEORGIA 66

### STEGEMAN COLISEUM | ATHENS | JAN. 20, 2019



Official Basketball Box Score -- Game Totals -- Final Statistics  
Texas A&M vs Georgia  
1/20/19 4 p.m. ET at Athens, Ga. - Stegeman Coliseum



#### Texas A&M 76 - 14-4, 3-2

#	Player		Total		3-Ptr		Rebounds				PF	TP	A	TO	Blk	Stl	Min
			FG	FGA	FG	FGA	FT	FTA	Off	Def							
31	N'dea Jones	f	2-7	0-0	0-0	0-0	6	15	21	2	4	2	2	2	2	0	40
04	Ciera Johnson	c	3-8	0-0	4-4	6	5	11	2	10	0	2	1	0	37		
03	Chennedy Carter	g	10-28	3-7	8-13	0	6	6	2	31	3	3	0	1	1	33	
04	Shambria Washington	g	5-8	2-3	3-4	0	2	2	2	15	2	3	0	2	40		
11	Kayla Wells	g	6-13	1-3	2-2	2	1	3	3	15	0	2	2	2	40		
14	Jada Walton		0-1	0-1	1-2	1	0	1	0	1	0	0	0	0	7		
34	Caylinne Martin		0-0	0-0	0-0	0	0	0	1	0	0	1	0	0	3		
Team						1	2	3									
Totals			26-65	6-14	18-25	16	31	47	12	76	7	13	5	7	200		

1st FG %: 6-18 33.3% 2nd: 6-20 30.0% 3rd: 7-16 43.8% 4th: 7-11 63.6% Game: 26-65 40.0% Deadball  
3FG %: 2-6 33.3% 1-2 50.0% 2-5 40.0% 1-1 100.0% 6-14 42.9%  
FT %: 5-6 83.3% 0-1 0.0% 9-14 64.3% 18-25 72.0%

#### Georgia 66 - 12-7, 3-3 SEC

#	Player		Total		3-Ptr		Rebounds				PF	TP	A	T	Blk	Stl	Min
			FG	FGA	FG	FGA	FT	FTA	Off	Def							
03	PAUL, Stephanie	f	2-5	0-0	0-0	1	1	2	1	4	1	3	0	0	1	21	
04	ROBINSON, Caliya	f	6-9	0-1	2-2	1	5	6	5	14	0	2	1	0	0	33	
05	COLE, Tais	f	4-12	0-4	1-2	2	5	7	11	9	9	0	2	1	0	27	
01	JOHNSON, Donnetta	g	4-8	0-2	1-2	2	3	5	2	1	0	1	0	1	0	11	
02	CONNALLY, Gabby	g	7-16	4-8	0-0	0	1	1	2	18	2	3	1	3	1	40-	
10	HOSE, Caitlin	0	0-1	0-1	0-0	1	1	2	0	0	0	1	0	0	0	9	
11	CALDWELL, Maya	1	1-3	0-1	0-0	0	0	0	0	2	0	0	0	0	0	3	
12	HUBBARD, Kaia	0	0-0	0-0	0-0	0	0	0	0	0	2	0	0	0	0	0	
13	STATI, Jenna	5	5-9	1-2	3-3	5	5	3	14	1	0	0	0	0	0	24	
23	MORRISON, Que	1	1-3	0-1	0-0	0	3	3	1	2	1	2	1	0	1	28	
	Team					1	1	2									
	Total		27-62	5-20	7-9	6	25	31	17	66	18	13	4	6	20		

## GAME 21

### GEORGIA 80, ARKANSAS 72

#### BUD WALTON ARENA | FAYETTEVILLE, ARK. | JAN. 31, 2019



Official Basketball Box Score -- Game Totals -- Final Statistics  
Georgia vs Arkansas  
01/31/19 7 p.m. at Fayetteville, Ark. (Bud Walton Arena)



Georgia 80 • 13-8, 4-4 SEC

#	Player	Total		3-Ptr		Rebounds		PF	TP	A	T	Blk	Stl	Min
		FG-FGA	FT-FTA	FG-FGA	FT-FTA	Off	Def							
04	ROBINSON, Caliya	4-8	1-1	0-1	0-0	2	7	9	3	9	1	1	0	24
00	COLE, Taja	4-12	0-1	4-5	0-0	0	9	9	1	12	7	5	0	40
02	CONNALLY, Gabby	7-13	3-5	4-4	1-3	4	1	3	4	1	2	1	1	38
11	CALDWELL, Maya	6-13	0-1	0-0	2-1	3	2	12	2	2	0	0	1	27
23	MORRISON, Que	1-2	1-1	0-0	0-3	3	4	3	1	2	0	1	1	15
01	JOHNSON, Donnetta	0-0	0-0	0-0	0-0	0	0	0	0	0	1	0	0	2
03	PAUL, Stephanie	3-5	0-0	2-3	2-2	4	3	8	0	5	2	0	0	18
12	HUBBARD, Kaila	3-4	2-2	1-2	1-1	2	1	2	1	9	0	3	0	25
14	STAITI, Jenna	3-5	0-0	0-0	0-3	3	0	6	0	0	1	0	1	11
Team						3		4						
Totals		31-62		7-11		11-15		11-33		44		15		80

1st FG %: 7-15 46.7% 2nd: 8-17 47.1% 3rd: 10-17 58.8% 4th: 6-13 46.2% Game: 31-62 50.0% Deadball Rebounds 1,1  
3FG %: 1-2 50.0% 3-5 60.0% 3-3 100.0% 5-1 0.0% 7-11 63.6%  
FT %: 3-4 75.0% 1-2 50.0% 1-1 100.0% 6-8 75.0% 11-15 73.3%

Arkansas 72 • 16-6, 5-3 SEC

#	Player	Total		3-Ptr		Rebounds		PF	TP	A	T	Blk	Stl	Min
		FG-FGA	FT-FTA	FG-FGA	FT-FTA	Off	Def							
10	WILLIAMS, KIARA	0-1	0-0	2-2	2-2	2	2	1	0	1	0	1	1	21
02	TOLEFREE, ALEXIS	2-6	1-4	0-0	0-1	1	2	5	1	3	0	0	0	13
03	MONK, MALICA	5-15	2-6	7-8	0-0	0	0	3	19	6	6	1	4	39
14	MASON, JAILYN	2-8	0-5	0-0	0-6	6	4	4	1	1	0	2	3	37
31	DUNGEE, CHELSEA	9-18	2-4	8-8	0-2	2	3	28	1	1	2	2	3	33
01	NORTHGROSS-BAKER,	2-7	1-6	0-0	0-3	3	3	5	1	1	0	1	0	18
22	ZIMMERMAN, BAILEY	2-6	1-2	0-0	1-3	4	1	5	0	1	1	1	1	21
24	THOMAS, TAYLAH	2-3	0-0	0-0	2-4	6	0	4	0	0	0	1	3	18
Team						1		2						
Totals		24-64		7-27		17-18		6-22		28		18		72

1st FG %: 7-17 41.2% 2nd: 8-16 50.0% 3rd: 3-15 20.0% 4th: 6-16 37.5% Game: 24-64 37.5% Deadball Rebounds 1,1  
3FG %: 3-8 37.5% 2-5 40.0% 1-6 16.7% 1-8 12.5% 7-27 25.9%  
FT %: 0-0 0.0% 8-8 100.0% 5-6 83.3% 4-4 100.0% 17-18 94.4%

Officials: Michael McConnell, Carla Fountain, Roy Gulbeyan

Technical fouls: Georgia-None. Arkansas-None.

Attendance: 1116

Tickets Scanned: 782

Score by periods	1st	2nd	3rd	4th	Total
Georgia	18	20	24	18	80
Arkansas	17	26	12	17	72

Last FG - UGA 4th-00:30, AR 4th-00:21.

Largest lead - UGA by 10 4th-08:28, AR by 5 2nd-01:03.

UGA led for 31:50, AR led for 03:25. Game was tied for 04:45.

Points	In	Off	2nd	Fast	Bench
Georgia	44	15	9	13	23
Arkansas	24	27	7	14	14

Score tied - 5 times.

Lead changed - 4 times.

## GAME 23

### GEORGIA 93, FLORIDA 58

#### STEGEMAN COLISEUM | ATHENS, GA. | FEB. 10, 2019



Official Basketball Box Score -- Game Totals -- Final Statistics  
Georgia vs Florida  
2/10/19 12 p.m. ET at Athens, Ga. - Stegeman Coliseum



Florida 58 • 6-18, 2-9

#	Player	Total		3-Ptr		Rebounds		PF	TP	A	TO	Blk	Stl	Min
		FG-FGA	FT-FTA	FG-FGA	FT-FTA	Off	Def							
12	Williams,Zada	1 0-3	0-0	1-2	0 0 3	1	1	0	1	0	0	0	26	
01	Smith, Kiara	5 5-10	3-5	2-2	0 7 7	2	15	1	4	0	0	0	38	
03	Nakkasoglu, Funda	9 4-8	2-5	2-2	0 2 2	0	12	0	2	0	1	0	32	
10	Rainey, Danielle	9 0-5	0-2	0-2	1 0 1	2	0	2	3	0	0	0	21	
11	de Oliveira, Emanuel	9 3-7	3-5	2-4	0 1 1	0	11	0	2	0	0	0	22	
00	Washington, Delicia	9 4-9	2-4	2-2	1 1 2	4	12	4	1	0	1	0	20	
04	Staples, Corey	0 0-0	0-0	0-0	0 0 0	0	0	0	0	1	0	0	5	
32	Johnson, Ariel	1 1-7	1-5	0-0	1 1 2	3	1	3	0	1	0	1	22	
44	Robinson, Paige	1 1-2	0-0	2-4	3 0 3	3	4	0	1	1	0	1	14	
	Team				3 2 5				1					
Totals		18-51	11-26	11-18	9 16 25	15	58	9	18	1	4	200		

1st FG %: 4-11 36.4% 2nd: 5-15 33.3% 3rd: 4-12 33.3% 4th: 5-13 38.5% Game: 18-51 35.3% Deadball Rebounds 2  
3FG %: 2-4 50.0% 4-7 57.1% 1-5 20.0% 4-10 40.0% 11-26 42.3%  
FT %: 0-0 0.0% 3-4 75.0% 8-14 57.1% 11-18 61.1%

Georgia 93 • 14-9, 5-5

#	Player	Total		3-Ptr		Rebounds		PF	TP	A	T	Blk	Stl	Min
		FG-FA	FT-FTA	FG-FA	FT-FTA	Off	Def							
44	ROBINSON, Caliya	7-11	1-1	2-2	1 1	12	3	17	3	0	2	2	24	
00	COLE, Taja	6-8	0-1	2-2	0 4	4	1	14	12	2	0	0	34	
02	CONNALLY, Gabby	4-6	0-1	0-0	0 4	4	2	8	5	4	0	1	32	
11	CALDWELL, Maya	5-11	0-2	1-3	3 1	4	3	11	1	0	1	0	20	
23	MORRISON, Que	4-4	0-0	3-3	1 0	1	3	11	1	0	0	4	18	
01	JOHNSON, Donnetta	2-2	1-1	0-0	0 0	0	1	5	0	1	0	0	7	
03	PAUL, Stephanie	4-8	0-1	0-0	4 2	6	1	8	2	1	2	0	20	
10	HOSE, Caitlin	3-5	2-4	0-0	2 0	2	1	8	1	0	0	1	17	
14	STAITI, Jenna	3-7	0-1	2-2	1 1	0	8	1	0	0	0	1	15	
25	HENDERSON, Ari	0-2	0-0	0-0	0 0	0	0	0	0	1	0	0	2	
34	HUBBARD, Kaila	1-3	0-1	1-2	0 1	1	3	3	0	0	0	1	11	
Team						2 5		7						
Totals		39-67	4-13	11-14	13 29	42	18	93	26	9	5	9	200	

1st FG %: 8-13 61.5% 2nd: 10-19 52.6% 3rd: 12-20 60.0% 4th: 9-15 60.0% Game: 39-67 58.2% Deadball Rebounds 2  
3FG %: 1-3 33.3% 1-4 25.0% 1-3 33.3% 4-13 30.8%  
FT %: 6-9 66.7% 0-0 0.0% 0-0 0.0% 5-5 100.0% 11-14 78.6%

Officials: Eric Brewton, Eric Koch and Missy Brooks

Technical fouls: Florida-None. Georgia-None.

Attendance: 5515

Score by periods	1st	2nd	3rd	4th	Total
Florida	10	17	17	14	58
Georgia	23	21	25	24	93

Last FG - UF 4th-00:23, UGA 4th-01:44.

Largest lead - UF None, UGA by 41 4th-01:44.

UF led for 00:00, UGA led for 38:46. Game was tied for 01:14.

Points	In	Off	2nd	Fast	Bench
UF	12	6	5	19	32
UGA	46	23	16	9	32

Score tied - 0 times.

Lead changed - 0 times.

## GAME 22

### AUBURN 59, GEORGIA 58

#### AUBURN ARENA | AUBURN, ALA. | FEB. 3, 2019



Official Basketball Box Score -- Game Totals -- Final Statistics  
Georgia vs Auburn  
2/3/19 2:00 p.m. at Auburn Arena -- Auburn, Ala.



Georgia 58 • 13-9, 4-5 SEC

#	Player		Total		3-Ptr		Rebounds		PF	TP	A	T	Blk	Stl	Min
			FG-FGA	FT-FTA	FG-FGA	FT-FTA	Off	Def							
04	ROBINSON, Caliya	1	11-13	0-0	0-2	2	8	10	2	22	2	5	5	2	41
00	COLE, Taja	g	1-5	1-2	0-0	0	4	4	4	3	5	2	0	1	24
02	CONNALLY, Gabby	g	3-6	3-5	0-0	1	3	4	3	9	5	8	0	0	41
11	CALDWELL, Maya	g	2-7	1-4	0-0	1	1	2	2	5	1	4	0	2	30
23	MORRISON, Que	g	1-5	0-2	0-0	1	2	3	2	2	2	5	0	1	27
03	PAUL, Stephanie		2-4	0-1	4-6	1	3	4	3	8	2	0	2	0	15
10	HOSE, Caitlin		3-8	3-8	0-0	0	4	4	1	9	0	4	0	1	36
12	HUBBARD, Kaila		0-1	0-0	0-0	0	0	0	1	0	0	0	0	0	7
14	STAITI, Jenna		0-1	0-0	0-0	0	0	0	0	0	0	0	0	0	4
Team							2		3		5				
Totals			23-50		8-22		4-8		8-28		36		18		58

1st FG %: 3-12 25.0% 2nd: 6-11 54.5% 3rd: 7-13 53.8% 4th: 4-9 44.4% Game: 23-50 46.0% Deadball Rebounds 4  
3FG %: 1-5 20.0% 2-5 40.0% 3-5 60.0% 1-4 25.0%  
FT %: 0-0 0.0% 1-2 50.0% 1-2 50.0% 0-0 0.0%

Auburn 59 • 17-5, 5-4 SEC

#	Player	Total	
---	--------	-------	--

## GAME 25

### GEORGIA 78, OLE MISS 56

#### STEGEMAN COLISEUM | ATHENS, GA. | FEB. 18, 2019



Official Basketball Box Score -- Game Totals -- Final Statistics  
Ole Miss vs Georgia  
2/18/19 7 p.m. ET at Athens, Ga. - Stegeman Coliseum



#### Ole Miss 56 • 9-17 (3-9 SEC)

#	Player	Total		3-Ptr		Rebounds		PF	TP	A	TO	Blk	Stl	Min
		FG-FGA	FT-FTA	FG-FGA	FT-FTA	Off	Def							
10	Muhate, Cecilia	1	0-4	0-0	0-0	0	0	0	1	0	0	1	0	14
32	Kitchens, Iyanla	1	0-1	0-0	2-2	1	3	4	2	0	1	1	0	14
02	Reid, Mimi	g	3-6	0-1	0-1	0	2	2	1	6	2	4	0	32
21	Smith, Taylor	g	3-3	0-0	1-2	2	1	3	0	7	2	2	0	23
23	Sessom, Shandricka	g	2-11	2-5	0-0	0	4	4	2	6	1	1	1	30
00	Crawford, Gabby		1-3	0-0	2-2	0	6	6	1	4	0	0	0	18
05	Allen, Crystal		8-14	3-7	2-3	0	1	1	2	21	0	2	0	23
20	Matthews, Mahogany		1-2	0-0	0-0	1	1	2	1	2	0	0	1	14
24	Dozier, Shannon		2-4	0-1	0-0	2	3	5	3	4	0	2	0	21
33	Salter, LaKaris		2-6	0-2	0-0	0	2	2	3	4	0	3	0	11
	Team					2	1	3		1				
Totals		22-54	5-16	7-10	8	24	32	18	56	5	17	3	1	200

1st - FG %: 5-11 45.5% 2nd: 5-12 41.7% 3rd: 5-18 27.8% 4th: 7-15 46.7% Game: 22-54 40.7% Deadball  
3FG %: 1-2 50.0% 1-3 33.3% 0-5 0.0% 2-3 66.7% 8-16 50.0% Rebounds  
FT %: 2-2 100.0% 0-1 0.0% 3-4 75.0% 2-3 66.7% 7-10 70.0%

#### Georgia 78 • 15-10 (6-6 SEC)

#	Player	Total		3-Ptr		Rebounds		PF	TP	A	TO	Blk	Stl	Min
		FG-FGA	FT-FTA	FG-FGA	FT-FTA	Off	Def							
04	ROBINSON, Caliya	1	10-12	2-2	2-3	2	3	5	0	24	3	0	2	27
11	CALDWELL, Maya	1	7-13	0-0	1-2	2	3	5	2	15	1	1	0	26
00	COLE, Taja	g	2-5	0-0	0-0	1	3	4	3	4	10	5	0	23
02	CONNALLY, Gabby	g	1-8	0-3	5-6	0	1	1	0	7	3	0	0	30
23	MORRISON, Que	g	3-4	1-1	1-1	3	1	4	1	8	1	0	0	31
01	JOHNSON, Donnetta		2-7	1-2	0-0	1	3	4	2	5	0	0	0	12
03	PAUL, Stephanie		2-5	0-0	1-2	2	2	4	3	5	1	2	0	12
10	HOSE, Caitlin		0-1	0-0	0-0	0	0	0	1	1	0	0	0	8
12	HUBBARD, Kaia		0-2	0-1	1-2	0	4	4	1	1	3	0	0	13
14	STAITI, Jenna		3-7	0-1	0-0	3	1	4	0	6	0	0	0	15
25	HENDERSON, Ari		1-2	1-1	0-0	0	1	1	0	3	0	1	0	3
	Team					0	4	4						
Totals		31-66	5-11	11-16	14	26	40	13	78	23	9	2	8	200

1st - FG %: 9-15 60.0% 2nd: 6-20 30.0% 3rd: 8-15 53.3% 4th: 8-16 50.0% Game: 31-66 47.0% Deadball  
3FG %: 2-4 50.0% 1-3 33.3% 1-3 33.3% 5-11 45.5% 8-16 50.0% Rebounds  
FT %: 4-4 100.0% 4-4 100.0% 2-4 50.0% 1-2 50.0% 11-16 68.8% 2

Officials: Maj Forsberg, Mark Kentz and Jesse Dickerson  
Technical fouls: Ole Miss-None, Georgia-None.  
Attendance: 3812

Score by periods	1st	2nd	3rd	4th	Total
Ole Miss	13	11	13	19	56
Georgia	24	17	19	18	78

Points	In	Off	2nd	Fast	Bench
OM	26	10	5	2	35
UGA	40	20	11	8	29

Score tied - 3 times.  
Lead changed - 2 times.

Last FG - OM 4th-02:52, UGA 4th-01:22.  
Largest lead - OM by 2 1st-05:11, UGA by 27 3rd-01:00.  
OM led for 00:41. UGA led for 37:01. Game was tied for 02:18.

## GAME 26

### GEORGIA 93, ARKANSAS 83

#### STEGEMAN COLISEUM | ATHENS, GA. | FEB. 21, 2019



Official Basketball Box Score -- Game Totals -- Final Statistics  
Arkansas vs Georgia  
2/21/19 7 p.m. ET at Athens, Ga. - Stegeman Coliseum



#### Arkansas 83 • 16-11, 5-8 SEC

#	Player	Total		3-Ptr		Rebounds		PF	TP	A	TO	Blk	Stl	Min
		FG-FGA	FT-FTA	FG-FGA	FT-FTA	Off	Def							
10	WILLIAMS, KIARA	c	7-10	0-0	1-2	3	4	7	3	15	1	0	2	24
02	TOLEFREE, ALEXIS		7-14	3-8	0-1	2	2	4	4	17	1	0	0	27
03	MONK, MALICA	g	3-8	0-3	0-0	1	1	2	4	6	3	2	0	24
14	MASON, JAILYN		3-9	0-5	0-0	1	2	3	4	6	2	1	0	31
33	DUNGEY, CHELSEA	g	4-15	1-4	9-12	2	4	6	4	18	2	5	0	37
00	GAULDEN, ATYANNA		6-7	0-0	0-0	0	2	2	0	12	3	4	0	16
01	NORTHCROSS-BAKER,		3-8	3-8	0-0	0	4	4	3	9	0	0	0	17
22	ZIMMERMAN, BAILEY		0-0	0-0	0-0	0	0	0	1	0	1	1	0	8
24	THOMAS, TAYLAH		0-1	0-0	0-0	1	3	4	0	0	0	1	0	16
	Team					2	0	2						
Totals		33-72	7-28	10-15	12	22	34	23	83	13	14	2	8	200

1st - FG %: 9-17 52.9% 2nd: 7-18 38.9% 3rd: 5-16 31.3% 4th: 12-21 57.1% Game: 33-72 45.8% Deadball  
3FG %: 3-9 33.3% 2-9 22.2% 1-5 20.0% 1-5 20.0% 7-28 25.0% Rebounds  
FT %: 0-0 0.0% 1-2 50.0% 5-6 83.3% 4-7 57.1% 10-15 66.7%

#### Georgia 93 • 16-10, 7-6 SEC

#	Player	Total		3-Ptr		Rebounds		PF	TP	A	TO	Blk	Stl	Min
		FG-FGA	FT-FTA	FG-FGA	FT-FTA	Off	Def							
04	ROBINSON, Caliya	1	8-14	0-2	5-5	1	10	11	3	21	5	3	3	33
11	CALDWELL, Maya	1	4-6	0-0	4-5	1	3	4	2	12	1	2	0	19
00	COLE, Taja	g	5-11	0-2	2-4	1	6	7	4	12	8	4	0	34
02	CONNALLY, Gabby	g	5-8	2-4	2-4	0	1	1	4	14	3	4	0	24
23	MORRISON, Que	g	5-7	3-5	3-4	0	4	4	2	16	1	2	0	37
01	JOHNSON, Donnetta		3-8	0-3	1-2	3	3	3	0	7	0	0	0	15
03	PAUL, Stephanie		2-6	0-0	4-4	3	2	5	1	8	0	0	0	16
12	HUBBARD, Kaia		0-0	0-0	0-0	0	0	0	0	0	1	0	0	3
14	STAITI, Jenna		1-5	1-1	0-0	2	3	5	1	3	0	1	2	10
	Team					1	1	2						
Totals		33-65	6-17	21-28	12	30	42	17	93	19	16	5	10	200

1st - FG %: 9-17 52.9% 2nd: 9-20 45.0% 3rd: 6-15 40.0% 4th: 9-13 69.2% Game: 33-65 50.8% Deadball  
3FG %: 1-5 20.0% 2-4 50.0% 4-5 80.0% 2-3 66.7% 6-17 35.3% Rebounds  
FT %: 3-3 100.0% 3-4 75.0% 6-7 85.7% 9-14 64.3% 21-28 75.0%

Officials: Dee Kanter, Dawn Marsh and Amy Bonner  
Technical fouls: Arkansas-TEAM, Georgia-None.  
Attendance: 3317

Score by periods	1st	2nd	3rd	4th	Total
Arkansas	21	17	16	29	83
Georgia	22	23	19	29	93

Points	In	Off	2nd	Fast	Bench
AR	40	21	12	11	21
UGA	44	19	19	8	18

Last FG - AR 4th-00:43, UGA 4th-01:28.  
Largest lead - AR by 4 2nd-09:05, UGA by 16 3rd-05:18.  
AR led for 05:45. UGA led for 31:22. Game was tied for 02:53.

Score tied - 5 times.  
Lead changed - 12 times.

## GAME 27

### GEORGIA 76, ALABAMA 67 (OT)

#### COLEMAN COLISEUM | TUSCALOOSA, ALA. | FEB. 24, 2019



Official Basketball Box Score -- Game Totals -- Final Statistics  
Georgia vs Alabama  
2/24/19 5 p.m. CT at Tuscaloosa, Ala. (Coleman Coliseum)



#### Georgia 76 • 17-10, 8-6 SEC

#	Player	Total		3-Ptr		Rebounds		PF	TP	A	TO	Blk	Stl	Min
		FG-FGA	FT-FTA	FG-FGA	FT-FTA	Off	Def							
04	ROBINSON, Caliya	1	12-21	1-4	4-5	2	12	14	4	29	2	3	3	43
00	COLE, Taja	g	5-15	0-2	1-2	1	3	4	4	11	10	6	0	38
02	CONNALLY, Gabby	g	5-15	1-2	3-4	0	1	1	2	14	2	2	0	45
11	CALDWELL, Maya	g	2-3	1-1	0-0	0	2	2	2	5	0	0	0	18
23	MORRISON, Que	g	2-5	0-1	4-4	2	3	5	2	8	2	1	0	35
01	JOHNSON, Donnetta		0-1	0-1	0-0	0	1	1	0	0	1	0	1	10
03	PAUL, Stephanie		3-6	1-1	2-4	5	2	7	0	9	0	0	0	29
10	HOSE, Caitlin		0-0	0-0	0-0	0	0	0	1	0	0	0	0	3
12	HUBBARD, Kaia		0-0	0-0	0-0	1	0	1	1	0	0	1	0	4
14	STAITI, Jenna		0-3	0-1	0-0	0	1	1	0	0	0	1	0	5
	Team					1	4	5						
Totals		29-69	4-13	14-19	12	29	41	16	76	16	15	3	14	230

1st - FG %: 8-15 53.3% 2nd: 6-14 42.9% 3rd: 5-16 31.3% 4th: 5-17 29.4% Game: 29-69 42.0% Deadball  
3FG %: 2-3 66.7% 2-5 40.0% 0-3 0.0% 0-1 0.0% 4-13 30.8% Rebounds  
FT %: 0-2 0.0% 2-2 100.0% 5-8 62.5% 0-0 0.0% 14-19 73.7% 2

#### Alabama 67 • 12-15, 4-10 SEC

#	Player	Total		3-Ptr		Rebounds		PF	TP	A	TO	Blk	Stl	Min
		FG-FTA	FT-FTA	FG-FTA	Off	Def	Tot							
22	Copeland, Ariyah	f	5-10	0-0	0-0	2	4	6	3	10	0	2	2	34
40	Walker, Jasmine	f	1-8	0-4	0-1	1	7	8	1	2	0	0	0	42
01	Abrams, Megan	g	1-4	0-1	5-6	0	3	3	3	7	1	2	0	29
04	Johnson, Cierra	g	7-16	1-3	8-11	3	9	12	4	23	5	5	0	45
23	Wade, Shaquerra	g	7-17	2-6	3-4	2	2	4	5	19	2	3	0	35
10	Berry, Taylor		0-0	0-0	0-0	0	1	1	2	0	0	1	0	10
12	Cruce, Allie Craig		0-0	0-0	0	0	1	0	1	0	0	0	0	8
26	Benjamin, De'Sha		2-4	0-1	0	1	3	4	0	4	0	0	0	16
25	Knight, Ashley		0-1	0-0	2-2	0	1	1	1	2	0	2	0	11
	Team					0	1	1						
Totals			23-60	3-15	18-24	10	31	41	20	67	8	21	2	230
1st-FG %: 8-15 53.3%      2nd-2-10 20.0%      3rd-3-11 27.3%      4th-1-4 25.0%      Game: 23-60 38.3%      Deadball-18-24 75.0%														
3rd-FG %: 1-2 50.0%      1-5 20.0%      0-2 0.0%      1-4 25.0%      3-15 20.0%      18-24 75.0%														
FT %: 2-2 100.0%      3-4 75.0%      7-10 70.0%      4-5 80.0%      20-20 100.0%      18-24 75.0%														



## THE LAST TIME GEORGIA

### Scored 100 points or more:

Dec. 17, 2007 - UGA 102, Mercer 45

### Scored 115 points or more:

Nov. 22, 1998 - UGA 118, Oral Roberts 64

### Scored less than 50 points:

Jan. 17, 2019 - Missouri 61, UGA 35

### Scored 50 points in a half:

Nov. 12, 2017 - UGA 95, Wofford 56 (57 in 2H)

### Allowed 100 points:

Jan. 14, 1999 - UGA 69, No. 1 Tennessee 102

### Held opponent to 40 points or less:

Dec. 21, 2018 - UGA 81, Ga Southern 38

### Held opponent to 20 or less points in a half:

Feb. 3, 2019 - Auburn 59, UGA 58  
(19 in the first half)

### Shot better than 60% from the field:

March 5, 2009 - UGA vs. Kentucky (63.3%)

### Won an overtime game:

Feb. 24, 2019 - UGA 76, Alabama 67

### Lost an overtime game:

Feb. 3, 2019 - Auburn 59, UGA 58

### Played a double-overtime game:

Feb. 5, 2017 - UGA 81, No. 25 Tennessee 78 (2OT)

### Played a triple-overtime game:

Never

### Played a quadruple-overtime game:

Never

### Had at least 20 steals in a game:

Nov. 25, 2014 - vs. Georgia Southern (23)

### Forced 30 turnovers in a game:

Nov. 30, 2011 - vs. S.C. State (30)

### Had a player score 30 points:

Nov. 28, 2018 - Caliya Robinson (30) vs. Mercer

### Had a player score 40 points:

Dec. 6, 1997 - Coco Miller (45) vs. Charleston Southern

### Had a player grab 15 rebounds:

Nov. 28, 2018 - Caliya Robinson (17) vs. Mercer

### Had a player grab 20 rebounds:

Dec. 4, 1986 - Katrina McClain (22) vs. Valdosta State

### Had a player dish out 10 or more assists:

Feb. 24, 2019 - Taja Cole (10) at Alabama

### Had a player block five shots:

Jan. 13, 2019 - Caliya Robinson (6) vs. Tennessee

### Had a player block 10 shots:

March 19, 1995 - Tracy Henderson (10) vs. Louisville

### Had a player with seven or more steals in a game:

Dec. 1, 2013 - Shacobia Barbee (7) vs. Georgia State

### Had two players record a double-double in same game:

Feb. 24, 2019 - Caliya Robinson (29 pts, 14 rebs) and Taja Cole (11 pts, 10 assists) at Alabama

### Had a player record a triple-double:

Nov. 15, 2015 vs. Stetson - Shacobia Barbee vs. Stetson; 10 pts., 13 rebs., 10 assists

### Had a player record a double-double in back-to-back games:

Caliya Robinson - 21 pts, 11 rebs vs. Arkansas; 29 pts, 14 rebs at Alabama (Feb. 19 & 24, 2019)

### Had a player record a double-double in three consecutive games:

Caliya Robinson - 12 pts, 11 rebs. vs. Kentucky (1/7/18) and 21 pts., 12 rebs. vs. Arkansas (1/11/18) and 18 points, 19 rebounds vs. Texas A&M (1/14/18)

### Had two players score 20 points in a game:

March 17, 2018 vs. Mercer  
Caliya Robinson (23), Mackenzie Ingram (21)

### Had five or more players score in double figures:

Dec. 2, 2018 - Connally (20), Robinson (19), Staiti (11), Cole (10), Paul (10)

### Played a ranked opponent:

Feb. 14, 2019 - #11 South Carolina 65, Georgia 57

### Beat a ranked opponent:

Jan. 13, 2019 - Georgia 66, #13 Tennessee 62

### Beat a ranked opponent at home:

Jan. 13, 2019 - Georgia 66, #13 Tennessee 62

### Beat a ranked opponent on the road:

Jan. 14, 2018 - Georgia 92, #16 Texas A&M 84

### Beat a ranked opponent on a neutral court:

March 2, 2018 - #19 Georgia 55, #13 Missouri 41  
- SEC Tournament in Nashville, Tenn.



## INDIVIDUAL SUPERLATIVES

### GEORGIA

### CATEGORY

### OPPONENT

30, Caliya Robinson vs. Mercer (11/28)	<b>Points Scored</b>	31, Chennedy Carter, TAMU (1/20)
14, Caliya Robinson vs. Ole Miss (2/18)	<b>Points Scored/Quarter</b>	16, Crystal Allen, Ole Miss (2/18)
18, 2X, last by Caliya Robinson vs. Ole Miss (2/14)	<b>Points Scored/Half</b>	18, Chelsea Dungee, Arkansas (1/31)
13, Caliya Robinson vs. Mercer (11/28)	<b>Total Field Goals Made</b>	11, Michaela Onyenwere, UCLA (11/14)
26, Caliya Robinson vs. Mercer (11/28)	<b>Total FGs Attempted</b>	28, Chennedy Carter, TAMU (1/20)
.1000 (5-5), 2X, last by Caliya Robinson vs. ARK (2/21)	<b>Highest FG Percentage (min. 5 att.)</b>	.1000 (3-3), Erin Howard, AU (2/3)
.846 (11-13), Caliya Robinson at AU (2/3)	<b>Highest FG Percentage (min. 10 att.)</b>	.800 (8-10), 2X, last by Autumn Newby, VU (1/6)
.667 (10-15), Jenna Stairti vs. Presbyterian (12/21)	<b>Highest FG Percentage (min. 15 att.)</b>	.600 (9-15), Sophie Cunningham, UM (1/17)
5, Gabby Connally at VU (1/6)	<b>3-Point Field Goals Made</b>	5, Shamani Stafford, Presbyterian (12/21)
8, 4X, last by Gabby Connally vs. TAMU (1/20)	<b>3-Pt. FGs Attempted</b>	10, Shamani Stafford, Presbyterian (12/21)
N/A	<b>3-Pt. FGs Percentage (min. 6 made)</b>	N/A
8, Gabby Connally at VU (1/6)	<b>Free Throws Made</b>	9, Chelsea Dungee, ARK (2/21)
10, Taja Cole at UCLA (11/14)	<b>Free Throws Attempted</b>	13, Chennedy Carter, TAMU (1/20)
.1000 (8-8), Gabby Connally at VU (1/6)	<b>Free Throw Percentage (min. 5 att.)</b>	.1000 (8-8), 2X, last by Victoria Saxton, USC (2/14)
.300 (3-10), Taja Cole at UCLA (11/14)	<b>Free Throw Percentage (min 10 att.)</b>	.917 (11-12), 2x, last by Chloe Jackson, LSU (1/14)
7, Caliya Robinson vs. Alabama (1/27)	<b>Offensive Rebounds</b>	13, Teaira McCowan, MSU (1/10)
13, Caliya Robinson vs. Mercer (11/28)	<b>Defensive Rebounds</b>	15, N'Dea Jones, TAMU (1/20)
17, Caliya Robinson vs. Mercer (11/28)	<b>Total Rebounds</b>	21, 2X, last by N'Dea Jones, TAMU (1/20)
12, Taja Cole vs. UF (2/10)	<b>Assists</b>	7, Trinity Johnson, Presbyterian (12/21)
8, Gabby Connally at AU (2/3)	<b>Turnovers</b>	9, Cierra Johnson, Alabama (1/27)
6, 2, last by Caliya Robinson vs. UT (1/13)	<b>Blocked Shots</b>	4, Shakira Austin, Maryland (11/24)
5, 3X, last by Caliya Robinson at Alabama (2/24)	<b>Steals</b>	7, Cierra Johnson, Alabama (1/27)
45, Gabby Connally at Alabama (2/24)	<b>Minutes Played (Including OT)</b>	45, Cierra Johnson, Alabama (2/24)

## TEAM SUPERLATIVES

### Georgia High

### Georgia Low

### Category

### Opponent High

### Opponent Low

93, 2X, last vs. ARK (2/21)	35 at UM (1/17)	<b>Points</b>	83, ARK (2/21)	38, 2X, last by GSU (12/21)
29, vs. ARK (2/21)	6 at UM (1/17)	<b>Points/Quarter</b>	31, UCLA (11/14)	2, FUR (12/4)
49, vs. UF (2/10)	13 at UM (1/17)	<b>Points/Half</b>	49, UCLA (11/14)	12, FUR (12/4)
39, vs. UF (2/10)	15 at UM (1/17)	<b>Field Goals Made</b>	33, ARK (2/21)	11, 3X, last by GSU (12/21)
78 at MAR (11/24)	49 at UM (1/17)	<b>FG Attempts</b>	72, ARK (2/21)	43, UM (1/17)
.582 (39-67) vs. UF (2/10)	.269 (21-78) at MAR (11/24)	<b>FG Percentage</b>	.500 (28-56), UCLA (11/14)	.204 (11-54), GSU (12/21)
9, vs. WIN (11/11)	1, 2X, last at MU (1/17)	<b>3-Point FG Made</b>	11, UF (2/10)	1, 3X last by AU (2/3)
24, 2X, last vs. UT (1/13)	8, 2X last at MSU (1/10)	<b>3-Pt. FG Attempts</b>	28, ARK (2/21)	7, MER (11/28)
.636 (7-11) at Arkansas (1/31)	.111 (1-9) at UM (1/17)	<b>3-Pt. Percentage</b>	.526 (10-19), CSU (12/2)	.063 (1-16), FUR (12/4)
25, vs. GSU (12/21)	3 at GT (11/18)	<b>Free Throws Made</b>	21, 2X, last by USC (2/14)	4, LSU (1/3)
30, vs. GSU (12/21)	5 at UM (1/17)	<b>FT Attempted</b>	34, UCLA (11/14)	7, LSU (1/3)
.833 (25-30) vs. GSU (12/21)	.273 (3-11) at GT (11/18)	<b>FT Percentage (min 10 att.)</b>	.944 (17-18), Arkansas (1/31)	.529 (9-17), WIN (11/11)
24 vs. FUR (12/4)	6, vs. TAMU (1/20)	<b>Offensive Rebounds</b>	22, MSU (1/10)	6, 3X last by Arkansas (1/31)
40, vs. WIN (11/11)	16, 2X last at USC (2/14)	<b>Defensive Rebounds</b>	37, MAR (11/24)	16, 2X, last by UF (2/10)
61, vs. WIN (11/11)	26 at USC (2/14)	<b>Total Rebounds</b>	54, UT (1/13)	26, LSU (1/3)
27, vs. WIN (11/11)	7 at UM (1/17)	<b>Assists</b>	18, 2X last by VU (1/6)	3, WIN (11/11)
15, vs. FUR (12/4)	4, 3X, last at MSU (1/10)	<b>Steals</b>	21, AU (2/3)	2, MAR (11/24)
11, 2X last at MSU (1/10)	2, 2X, last vs. Ole Miss (2/18)	<b>Blocked Shots</b>	8, MAR (11/24)	0, 2X last by Presbyterian (12/21)
28 at AU (2/3)	6 at MAR (11/24)	<b>Turnovers</b>	26, Alabama (1/27)	9, UCLA (11/14)





# #0 TAJA COLE

Guard » 5-8 » RS-Junior » Richmond, Va./University of Louisville

## HIGHLIGHTS

- » Nancy Lieberman Award Watch List for nation's top point guard
- » Ranks first in the SEC and sixth nationally in assists (6.9 per game and 179 total)
- » Owns three of the top six individual single-game assist performances in the SEC this season
- » Has 34 more assists than the next closest SEC player this year (Jazzmun Holmes, MSU, 145)
- » Moved past Teresa Edwards and is tied with Lady Hardmon for seventh place in single-season assists at Georgia with 179; needs six more to tie Bernadette Locke with 185
- » Five or more dimes in 22 of 26 games played this season and 10 or more assists five times
- » Had a 14 point and career-best 12 assist game against Florida
- » Suspended for Alabama game due to breaking a team rule; came back to score 12 points to go along with seven assists and nine rebounds against Arkansas
- » Knocked in a trio of 3-pointers, including one at the buzzer to end the third quarter, in the win against No. 13 Tennessee; finished with 12 points against the Lady Vols
- » Has come close to a triple double four times this season
- » Had 12 points, 9 rebounds and 7 assists against Arkansas
- » Nearly a triple double against Winthrop with 14 points, 7 rebounds and a career-high 11 assists
- » Came within two assists of a triple double against UCLA with a career-high 22 points, career-high 10 rebounds and eight assists
- » Against Arkansas on Feb. 21, had 12 points, 8 assists and 7 rebounds

## 2018-19 GAME-BY-GAME

#00 COLE, Taja

Opponent	Date	gs	min	Total		3-Pointers		Free throws		Rebounds			pf	a	t/o	blk	stl	pts	avg		
				fg-fga	pct	3fg-fga	pct	ft-fa	pct	off	def	tot								avg	
ST. BONAVENTURE	11/9/18	*	26	5-11	.455	0-1	.000	0-0	.000	3	2	5	5.0	0	2	0	2	10	10.0		
WINTHROP	11/11/18	*	28	6-10	.600	2-4	.500	0-2	.000	0	7	7	6.0	1	11	4	0	2	14	12.0	
at UCLA	11/14/18	*	36	9-20	.450	1-4	.250	3-10	.300	5	5	10	7.3	5	8	2	0	0	22	15.3	
at Georgia Tech	11/18/18	*	40	4-10	.400	0-2	.000	2-6	.333	2	2	4	6.5	4	5	7	1	1	10	14.0	
vs Morgan State	11/22/18	*	29	4-6	.667	0-1	.000	1-3	.333	1	3	4	6.0	1	5	3	1	2	9	13.0	
vs #7 Maryland	11/24/18	*	40	4-20	.200	1-4	.250	2-4	.500	2	2	4	5.7	2	5	1	0	2	11	12.7	
MERCER	11/28/18	*	40	3-8	.375	0-0	.000	0-0	.000	1	3	4	5.4	1	7	0	0	3	6	11.7	
CHARLESTON SOUTHER	12/2/18	*	39	5-11	.455	0-3	.000	0-0	.000	3	4	7	5.6	4	7	3	0	2	10	11.5	
FURMAN	12/4/18	*	32	4-9	.444	0-1	.000	1-2	.500	2	4	6	5.7	3	4	1	0	2	9	11.2	
at Villanova	12/14/18	*	40	1-7	.143	0-1	.000	1-2	.500	1	8	9	6.0	2	7	1	1	1	3	10.4	
LIPSCOMB	12/19/18	*	27	3-5	.600	0-0	.000	2-3	.667	0	3	3	5.7	4	9	4	0	1	8	10.2	
GEORGIA SOUTHERN	12/21/18	*	25	5-9	.556	0-1	.000	5-5	1.000	1	1	2	5.4	1	6	3	0	2	15	10.6	
PRESBYTERIAN	12/28/18	*	36	6-11	.545	3-4	.750	2-5	.400	0	7	7	5.5	0	11	3	0	4	17	11.1	
LSU	1/3/19	*	40	4-12	.333	1-2	.500	0-0	.000	0	4	4	5.4	1	9	4	0	3	9	10.9	
at Vanderbilt	1/6/19	*	39	2-9	.222	0-1	.000	5-6	.833	0	3	3	5.3	2	5	1	1	3	9	10.8	
at #6 Miss State	1/10/19	*	37	6-11	.545	0-0	.000	4-4	1.000	1	3	4	5.2	3	6	7	0	0	16	11.1	
#13 TENNESSEE	1/13/19	*	38	4-11	.364	3-8	.375	1-2	.500	1	6	7	5.3	4	5	4	0	1	12	11.2	
at Mizzou	1/17/19	*	40	2-8	.250	0-1	.000	0-0	.000	1	3	4	5.2	3	4	3	0	1	4	10.8	
TEXAS A&M	1/20/19	*	27	5-12	.417	0-4	.000	1-2	.500	0	5	5	5.2	3	9	3	0	1	11	10.8	
ALABAMA	1/27/19	dnp	-	-	-	-	-	-	-	-	-	-	-	-	-	-	-	-	-	-	
at Arkansas	1/31/19	*	40	4-12	.333	0-1	.000	4-5	.800	0	9	9	5.4	1	7	5	0	2	12	10.9	
at Auburn	2/3/19	*	24	1-5	.200	1-2	.500	0-0	.000	0	4	4	5.3	4	5	2	0	1	3	10.5	
FLORIDA	2/10/19	*	34	6-8	.750	0-1	.000	2-2	1.000	0	4	4	5.3	1	12	2	0	0	14	10.6	
at #11/14 South Carolina	2/14/19	*	33	8-18	.444	0-2	.000	3-3	1.000	1	3	4	5.2	3	2	3	0	3	19	11.0	
OLE MISS	2/18/19	*	23	2-5	.400	0-0	.000	0-0	.000	1	3	4	5.2	3	10	5	0	3	4	10.7	
ARKANSAS	2/21/19	*	40	5-11	.455	0-2	.000	2-4	.500	1	6	7	5.2	4	8	4	0	3	12	10.8	
at Alabama	2/24/19	*	38	5-15	.333	0-2	.000	1-2	.500	1	3	4	5.2	4	10	6	0	2	11	10.8	
Totals			26	891	113-274	.412	12-52	.231	42-72	.583	28	107	135	5.2	64	179	81	4	47	280	10.8

## OVERALL CAREER STATISTICS

Year	GP	GS	Min	Avg	Total			3-Point			Free-Throw			Rebounds			PF	FO	Ast	TO	Blk	Stl	Pts	Avg	
					TFG	TFGA	.Pct	3FG	3FGA	.Pct	FT	FTA	.Pct	Off	Def	Tot									Avg
2015-16*	34	6	517	15.2	34	103	.330	10	36	.278	19	27	.704	17	35	52	1.5	48	0	66	42	2	26	97	2.9
2017-18	33	33	845	25.6	93	243	.383	14	55	.255	56	87	.644	14	79	93	2.8	62	0	135	78	2	39	256	7.8
2018-19	26	26	891	34.3	113	274	.412	12	52	.231	42	72	.583	28	107	135	5.2	64	1	179	81	4	47	280	10.8
TOTAL	93	65	2253	24.2	240	620	.387	36	143	.252	117	186	.629	59	221	280	3.0	174	1	380	201	8	112	633	6.8

\* freshman season at Louisville

## SEC CAREER STATISTICS

Year	GP	GS	Min	Avg	Total			3-Point			Free-Throw			Rebounds			PF	FO	Ast	TO	Blk	Stl	Pts	Avg	
					TFG	TFGA	.Pct	3FG	3FGA	.Pct	FT	FTA	.Pct	Off	Def	Tot									
2017-18	16	16	430	26.9	42	121	.347	4	27	.148	31	43	.721	5	48	53	3.3	33	0	60	44	2	24	119	7.4
2018-19	13	13	453	34.8	54	137	.394	5	26	.192	23	30	.767	7	56	63	4.8	36	0	92	49	1	23	136	10.5
TOTAL	29	29	883	30.4	96	258	.372	9	53	.170	54	73	.740	12	104	116	4.0	69	0	152	93	3	47	255	8.8







# #1 DONNETTA JOHNSON

Guard » 5-11 » Freshman » Queens, NY/Baldwin High School

## HIGHLIGHTS

- » SEC Freshman of the Week following the win against No. 13 Tennessee
- » Scored all five of her points in the third against the Lady Vols, knocking in a 3-pointer to help her team climb back within six. That 3-pointer jumpstarted a 13-4 run that allowed the Lady Bulldogs to tie the game.
- » Scored five-straight points in the third quarter against Mississippi State to cut the seven-point deficit to just two points
- » Has seen playing time in 25 games and has started eight times; did not play at Auburn or at South Carolina
- » Picked up her first career start in a career-high 21 minutes played against Georgia Southern
- » Best game to date came against Mercer when she scored a career-best 11 points
- » With Georgia up by just three with 3:35 remaining in the game, she scored five-straight points off a 3-pointer and then a layup to put the Lady Bulldogs up 64-56 against Mercer
- » Prepped at Baldwin High School in Queens, New York
- » No. 28 guard prospect in the 2018 class according to ESPN.com
- » Recruited by assistant coach Chelsea Newton
- » Missed her junior year of high school after recovering from an ACL tear in her left knee

## SEASON & CAREER HIGHS

### POINTS

Season: 11 vs. Mercer (11/28/18)  
Career: 11 vs. Mercer (11/28/18)

### REBOUNDS

Season: 5 3X, last vs. Texas A&M (1/20/19)  
Career: 5 3X, last vs. Texas A&M (1/20/19)

### ASSISTS

Season: 2 2X, last vs. LSU (1/3/19)  
Career: 2 2X, last vs. LSU (1/3/19)

### BLOCKS

Season: 2 vs. Ga Southern (12/21/18)  
Career: 2 vs. Ga Southern (12/21/18)

### STEALS

Season: 3 vs. Texas A&M (1/20/19)  
Career: 3 vs. Texas A&M (1/20/19)

### MINUTES

Season: 21 vs. Ga Southern (12/21/18)  
Career: 21 vs. Ga Southern (12/21/18)

## MISCELLANEOUS STATS

### DOUBLE-DIGIT POINTS

Season: 1 Career: 1

### DOUBLE-DIGIT REBOUNDS

Season: x Career: x

### DOUBLE-DOUBLES

Season: x Career: x

### 20-POINT GAMES

Season: x Career: x

## 2018-19 GAME-BY-GAME

### #01 JOHNSON, Donnetta

				Total		3-Pointers		Free throws		Rebounds											
Opponent	Date	gs	min	fg-fga	pct	3fg-fga	pct	ft-fa	pct	off	def	tot	avg	pf	a	t/o	blk	stl	pts	avg	
ST. BONAVENTURE	11/9/18	15		1-4	.250	0-0	.000	1-2	.500	0	3	3	3.0	1	2	3	0	0	3	3.0	
WINTHROP	11/11/18	10		1-3	.333	1-1	1.000	0-0	.000	1	0	1	2.0	4	0	2	0	0	3	3.0	
at UCLA	11/14/18	1		0-0	.000	0-0	.000	0-0	.000	0	1	1	1.7	0	0	1	0	0	0	2.0	
at Georgia Tech	11/18/18	9		2-3	.667	0-0	.000	0-1	.000	0	1	1	1.5	0	1	2	0	0	4	2.5	
vs Morgan State	11/22/18	14		1-6	.167	0-2	.000	0-0	.000	0	5	5	2.2	1	0	2	0	1	2	2.4	
vs #7 Maryland	11/24/18	3		0-0	.000	0-0	.000	0-0	.000	0	1	1	2.0	0	0	0	0	0	0	2.0	
MERCER	11/28/18	20		5-8	.625	1-2	.500	0-2	.000	2	3	5	2.4	2	0	3	0	2	11	3.3	
CHARLESTON SOUTHER	12/2/18	9		0-4	.000	0-2	.000	1-2	.500	0	2	2	2.4	0	0	1	0	0	1	3.0	
FURMAN	12/4/18	10		1-4	.250	0-0	.000	0-0	.000	2	1	3	2.4	1	0	1	0	1	2	2.9	
at Villanova	12/14/18	3		0-0	.000	0-0	.000	0-0	.000	0	0	0	2.2	0	0	1	0	0	0	2.6	
LIPSCOMB	12/19/18	16		1-4	.250	1-4	.250	0-0	.000	0	0	0	2.0	1	1	0	0	0	3	2.6	
GEORGIA SOUTHERN	12/21/18	*	21	2-6	.333	1-3	.333	0-0	.000	2	2	4	2.2	3	0	4	2	1	5	2.8	
PRESBYTERIAN	12/28/18	*	8	1-5	.200	1-1	1.000	0-0	.000	1	2	3	2.2	4	0	0	0	0	3	2.8	
LSU	1/3/19	*	11	0-0	.000	0-0	.000	0-0	.000	0	0	0	2.1	0	2	1	0	2	0	2.6	
at Vanderbilt	1/6/19	*	5	0-0	.000	0-0	.000	0-0	.000	0	1	1	2.0	1	0	2	0	1	0	2.5	
at #6 Miss State	1/10/19	13		2-3	.667	1-1	1.000	0-0	.000	0	2	2	2.0	1	1	1	0	1	5	2.6	
#13 TENNESSEE	1/13/19	*	20	2-8	.250	1-4	.250	0-0	.000	2	1	3	2.1	3	0	2	0	2	5	2.8	
at Mizzou	1/17/19	*	20	3-9	.333	0-1	.000	1-1	1.000	1	1	2	2.1	0	0	2	0	0	7	3.0	
TEXAS A&M	1/20/19	*	11	0-4	.000	0-2	.000	1-2	.500	2	3	5	2.2	2	0	1	0	0	1	2.9	
ALABAMA	1/27/19	*	13	2-5	.400	0-0	.000	0-0	.000	0	1	1	2.2	3	1	5	1	0	4	3.0	
at Arkansas	1/31/19	2		0-0	.000	0-0	.000	0-0	.000	0	0	0	2.0	0	0	1	0	0	0	2.8	
at Auburn	2/3/19	dnp		-	-	-	-	-	-	-	-	-	-	-	-	-	-	-	-	-	
FLORIDA	2/10/19	7		2-2	1.000	1-1	1.000	0-0	.000	0	0	0	2.0	1	0	1	0	0	5	2.9	
at #11/14 South Carolina	2/14/19	dnp		-	-	-	-	-	-	-	-	-	-	-	-	-	-	-	-	-	
OLE MISS	2/18/19	12		2-7	.286	1-2	.500	0-0	.000	1	3	4	2.0	2	0	0	0	0	5	3.0	
ARKANSAS	2/21/19	15		3-8	.375	0-3	.000	1-2	.500	3	0	3	2.1	0	0	0	0	0	7	3.2	
at Alabama	2/24/19	10		0-1	.000	0-1	.000	0-0	.000	0	1	1	2.0	0	0	1	0	1	0	3.0	
Totals		8	278	31-94	.330	9-30	.300	5-12	.417	17	34	51	2.0	30	8	37	3	12	76	3.0	

## OVERALL CAREER STATISTICS

Year	GP	GS	Min	Avg	Total			3-Point			Free-Throw			Rebounds			PF	FO	Ast	TO	Blk	Stl	Pts	Avg	
					TFG	TFGA	.Pct	3FG	3FGA	.Pct	FT	FTA	.Pct	Off	Def	Tot									
2018-19	25	8	278	11.1	31	94	.330	9	30	.300	5	12	.417	17	34	51	2.0	30	0	8	37	3	12	76	3.0
TOTAL	25	8	278	11.1	31	94	.330	9	30	.300	5	12	.417	17	34	51	2.0	30	0	8	37	3	12	76	3.0

## SEC CAREER STATISTICS

Year	GP	GS	Min	Avg	Total			3-Point			Free-Throw			Rebounds			PF	FO	Ast	TO	Blk	Stl	Pts	Avg	
					TFG	TFGA	.Pct	3FG	3FGA	.Pct	FT	FTA	.Pct	Off	Def	Tot									
2018-19	12	6	139	11.6	16	47	.340	4	15	.267	3	5	.600	9	13	22	1.8	13	0	4	17	1	7	39	3.3
TOTAL	12	6	139	11.6	16	47	.340	4	15	.267	3	5	.600	9	13	22	1.8	13	0	4	17	1	7	39	3.3





## #2 GABBY CONNALLY

Guard » 5-6 » Sophomore » San Antonio, Texas/Brandeis High School

### HIGHLIGHTS

- » Picked up first career start in opening game of 2018-19 season and has started every contest
- » 30-of-34 from the free-throw line against SEC teams; 87.5 percent overall
- » Leads Georgia in 3-point FGs made (47)
- » Fourth in the SEC in minutes played (34.7 per game)
- » Scored 21 points, including a trio of 3-pointers, in the win at Arkansas on Jan. 31
- » Led Georgia with 18 points against Texas A&M
- » Hit a running layup with 1:24 left in the game to put Georgia up 63-60 against No. 13 Tennessee
- » SEC Co-Player of the Week (Jan. 8) after her 29-point effort at Vanderbilt
- » Knocked in a career-best five 3-pointers in the win at Vandy
- » Hit 3-for-4 from 3-point range and finished with 13 points in the win against LSU
- » Led all scorers with a season-high 22 points against Georgia Southern
- » Hit 5-of-9, including 2-for-5 from 3-point range, in the win against Lipscomb
- » Scored a then season-high 20 points against Charleston Southern
- » Scored 19 points at UCLA; hit 8-of-13 from the field
- » 37 points against Texas A&M last year set a Georgia record for a freshman against an SEC opponent

### SEASON & CAREER HIGHS

#### POINTS

Season: 29 at Vanderbilt (1/6/19)  
Career: 37 at Texas A&M (1/14/18)

#### REBOUNDS

Season: 7 2X, last at Miss. State (1/10/19)  
Career: 7 2X, last at Miss. State (1/10/19)

#### ASSISTS

Season: 8 at Arkansas (1/31/19)  
Career: 8 at Arkansas (1/31/19)

#### BLOCKS

Season: 1 3X, last at Arkansas (1/31/19)  
Career: 1 8X, last at Arkansas (1/31/19)

#### STEALS

Season: 5 vs. Alabama (1/27/19)  
Career: 5 vs. Alabama (1/27/19)

#### MINUTES

Season: 45 at Alabama (2/24/19)  
Career: 45 at Alabama (2/24/19)

### MISCELLANEOUS STATS

#### DOUBLE-DIGIT POINTS

Season: 17 Career: 25

#### DOUBLE-DIGIT REBOUNDS

Season: x Career: x

#### DOUBLE-DOUBLES

Season: x Career: x

#### 20-POINT GAMES

Season: 3 Career: 4

### #02 CONNALLY, Gabby

Opponent	Date	gs	min	Total		3-Pointers		Free throws		Rebounds				pf	a	t/o	blk	stl	pts	avg	
				fg-fga	pct	3fg-fga	pct	ft-fa	pct	off	def	tot	avg								
ST. BONAVENTURE	11/9/18	*	24	2-6	.333	1-4	.250	0-0	.000	0	0	0	0.0	3	3	1	0	2	5	5.0	
WINTHROP	11/11/18	*	31	4-11	.364	2-8	.250	2-2	1.000	1	5	6	3.0	1	5	2	0	2	12	8.5	
at UCLA	11/14/18	*	39	8-13	.615	3-7	.429	0-0	.000	0	0	0	2.0	3	4	5	0	1	19	12.0	
at Georgia Tech	11/18/18	*	40	3-7	.429	3-6	.500	1-2	.500	0	1	1	1.8	2	7	2	0	1	10	11.5	
vs Morgan State	11/22/18	*	30	3-5	.600	1-1	1.000	0-0	.000	0	2	2	1.8	1	2	3	0	0	7	10.6	
vs #7 Maryland	11/24/18	*	40	5-21	.238	2-6	.333	4-4	1.000	1	3	4	2.2	5	1	0	0	2	16	11.5	
MERCER	11/28/18	*	28	0-4	.000	0-2	.000	1-2	.500	0	0	0	1.9	2	1	5	0	2	1	10.0	
CHARLESTON SOUTHER	12/2/18	*	34	6-11	.545	3-6	.500	5-5	1.000	0	0	0	1.6	2	3	3	0	1	20	11.3	
FURMAN	12/4/18	*	32	4-8	.500	2-3	.667	2-2	1.000	0	1	1	1.6	1	1	2	1	4	12	11.3	
at Villanova	12/14/18	*	34	5-9	.556	1-3	.333	1-1	1.000	1	0	1	1.5	2	2	1	0	2	12	11.4	
LIPSCOMB	12/19/18	*	33	5-9	.556	2-5	.400	1-1	1.000	0	2	2	1.5	5	3	1	0	2	13	11.5	
GEORGIA SOUTHERN	12/21/18	*	26	6-9	.667	3-4	.750	7-7	1.000	0	1	1	1.5	2	2	2	0	1	22	12.4	
PRESBYTERIAN	12/28/18	*	35	3-7	.429	1-5	.200	2-4	.500	1	1	2	1.5	1	4	3	0	0	9	12.2	
LSU	1/3/19	*	40	5-10	.500	3-4	.750	0-0	.000	0	7	7	1.9	1	3	5	0	3	13	12.2	
at Vanderbilt	1/6/19	*	40	8-14	.571	5-7	.714	8-8	1.000	0	1	1	1.9	1	1	1	0	1	29	13.3	
at #6 Miss State	1/10/19	*	33	6-16	.375	1-5	.200	0-0	.000	1	6	7	2.2	4	2	2	0	2	13	13.3	
#13 TENNESSEE	1/13/19	*	28	5-14	.357	1-8	.125	2-2	1.000	0	2	2	2.2	3	2	2	0	0	13	13.3	
at Mizzou	1/17/19	*	40	3-11	.273	0-3	.000	0-0	.000	2	3	5	2.3	3	0	1	0	2	6	12.9	
TEXAS A&M	1/20/19	*	40	7-16	.438	4-8	.500	0-0	.000	0	1	1	2.3	2	2	3	1	3	18	13.2	
ALABAMA	1/27/19	*	40	1-10	.100	0-5	.000	4-4	1.000	0	3	3	2.3	4	5	5	0	5	6	12.8	
at Arkansas	1/31/19	*	38	7-13	.538	3-5	.600	4-4	1.000	1	3	4	2.4	1	8	3	1	1	21	13.2	
at Auburn	2/3/19	*	41	3-6	.500	3-5	.600	0-0	.000	1	3	4	2.5	3	5	8	0	0	9	13.0	
FLORIDA	2/10/19	*	32	4-6	.667	0-1	.000	0-0	.000	0	4	4	2.5	2	5	4	0	1	8	12.8	
at #11/14 South Carolina	2/14/19	*	40	3-13	.231	1-5	.200	2-2	1.000	0	2	2	2.5	1	2	5	0	0	9	12.6	
OLE MISS	2/18/19	*	30	1-8	.125	0-3	.000	5-6	.833	0	1	1	2.4	0	3	0	0	1	7	12.4	
ARKANSAS	2/21/19	*	24	5-8	.625	2-4	.500	2-4	.500	0	1	1	2.4	4	3	4	0	1	14	12.5	
at Alabama	2/24/19	*	45	5-15	.333	1-2	.500	3-4	.750	0	1	1	2.3	2	2	2	0	3	14	12.5	
Totals			27	937	117-280	.418	48-125	.384	56-64	.875	9	54	63	2.3	61	81	75	3	43	338	12.5

### OVERALL CAREER STATISTICS

Year	GP	GS	Min	Avg	Total			3-Point			Free-Throw			Rebounds				PF	FO	Ast	TO	Blk	Stl	Pts	Avg
					TFG	TFGA	.Pct	3FG	3FGA	.Pct	FT	FTA	.Pct	Off	Def	Tot	Avg								
2017-18	33	0	643	19.5	73	200	.365	30	98	.306	59	76	.776	6	44	50	1.5	56	0	75	56	5	29	235	7.1
2018-19	27	27	937	34.7	117	280	.418	48	125	.384	56	64	.875	9	54	63	2.3	61	2	81	75	3	43	338	12.5
<b>TOTAL</b>	<b>60</b>	<b>27</b>	<b>1580</b>	<b>26.3</b>	<b>190</b>	<b>480</b>	<b>.396</b>	<b>78</b>	<b>223</b>	<b>.350</b>	<b>115</b>	<b>140</b>	<b>.821</b>	<b>15</b>	<b>98</b>	<b>113</b>	<b>1.9</b>	<b>117</b>	<b>2</b>	<b>156</b>	<b>131</b>	<b>8</b>	<b>72</b>	<b>573</b>	<b>9.6</b>

### SEC CAREER STATISTICS

Year	GP	GS	Min	Avg	Total			3-Point			Free-Throw			Rebounds				PF	FO	Ast	TO	Blk	Stl	Pts	Avg
					TFG	TFGA	.Pct	3FG	3FGA	.Pct	FT	FTA	.Pct	Off	Def	Tot	Avg								
2017-18	16	0	335	20.9	39	104	.375	16	53	.302	37	46	.804	5	21	26	1.6	30	0	38	28	1	9	131	8.2
2018-19	14	14	511	36.5	63	160	.394	24	65	.369	30	34	.882	5	38	43	3.1	31	0	43	45	2	23	180	12.9
<b>TOTAL</b>	<b>30</b>	<b>14</b>	<b>846</b>	<b>28.2</b>	<b>102</b>	<b>264</b>	<b>.386</b>	<b>40</b>	<b>118</b>	<b>.339</b>	<b>67</b>	<b>80</b>	<b>.838</b>	<b>10</b>	<b>59</b>	<b>69</b>	<b>2.3</b>	<b>61</b>	<b>0</b>	<b>81</b>	<b>73</b>	<b>3</b>	<b>32</b>	<b>311</b>	<b>10.4</b>





# #3 STEPHANIE PAUL

G/F » 6-1 » Junior » Naples, Fla./Community School of Naples

## HIGHLIGHTS

- » Started the first 20 games this year but has not started in last seven contests; usually one of the first players off the bench for the Lady Bulldogs
- » Scored five points and hit 2-for-3 from the field in the fourth quarter against Arkansas
- » Hit two important baskets in the fourth quarter to help Georgia knock off Vanderbilt
- » Double-double of 17 points and 10 rebounds and recorded a career-high four blocks against Presbyterian
- » Scored in double figures in three-straight games for the first time in her career from Dec. 2-14
- » Led Georgia with a career-high 19 point effort at Villanova
- » Scored 10 points, hitting 4-for-5 shots from the field, against Charleston Southern
- » Recorded her first career double-double with 15 points and 10 boards against Furman
- » Was one of the first players off the bench for Georgia a year ago
- » Family is from Haiti; she is the youngest of nine brothers and sisters

## SEASON & CAREER HIGHS

### POINTS

Season: 19 at Villanova (12/14/18)  
Career: 19 at Villanova (12/14/18)

### REBOUNDS

Season: 10 2x, last vs. Presbyterian (12/28/18)  
Career: 10 3x, last vs. Presbyterian (12/28/18)

### ASSISTS

Season: 4 vs. Morgan State (11/22/18)  
Career: 4 vs. Morgan State (11/22/18)

### BLOCKS

Season: 4 vs. Presbyterian (12/28/18)  
Career: 4 vs. Presbyterian (12/28/18)

### STEALS

Season: 3 vs. Ga Southern (12/21/18)  
Career: 3 2X, last vs. Ga Southern (12/21/18)

### MINUTES

Season: 36 at Villanova (12/14/18)  
Career: 36 at Villanova (12/14/18)

## MISCELLANEOUS STATS

### DOUBLE-DIGIT POINTS

Season: 4 Career: 10

### DOUBLE-DIGIT REBOUNDS

Season: 2 Career: 3

### DOUBLE-DOUBLES

Season: 2 Career: 2

### 20-POINT GAMES

Season: x Career: x

## 2018-19 GAME-BY-GAME

### #03 PAUL, Stephanie

Opponent	Date	gs	min	Total		3-Pointers		Free throws		Rebounds				pf	a	t/o	blk	stl	pts	avg	
				fg-fga	pct	3fg-fga	pct	ft-fa	pct	off	def	tot	avg								
ST. BONAVENTURE	11/9/18	*	22	2-7	.286	0-1	.000	2-2	1.000	4	5	9	9.0	2	2	0	1	0	6	6.0	
WINTHROP	11/11/18	*	13	0-5	.000	0-1	.000	0-0	.000	3	4	7	8.0	0	1	2	1	0	0	3.0	
at UCLA	11/14/18	*	20	1-1	1.000	0-0	.000	1-2	.500	2	1	3	6.3	5	0	3	1	1	3	3.0	
at Georgia Tech	11/18/18	*	15	4-4	1.000	0-0	.000	0-0	.000	1	1	2	5.3	3	1	1	0	0	8	4.3	
vs Morgan State	11/22/18	*	20	3-4	.750	1-1	1.000	0-0	.000	4	1	5	5.2	1	4	1	0	0	7	4.8	
vs #7 Maryland	11/24/18	*	24	2-3	.667	0-0	.000	0-0	.000	2	3	5	5.2	2	1	1	0	1	4	4.7	
MERCER	11/28/18	*	8	0-2	.000	0-0	.000	0-0	.000	0	0	0	4.4	0	1	1	0	0	0	4.0	
CHARLESTON SOUTHER	12/2/18	*	20	4-5	.800	0-1	.000	2-2	1.000	1	2	3	4.3	3	2	2	3	1	10	4.8	
FURMAN	12/4/18	*	23	5-7	.714	0-0	.000	5-7	.714	4	6	10	4.9	2	1	1	0	2	15	5.9	
at Villanova	12/14/18	*	36	8-12	.667	0-1	.000	3-3	1.000	3	4	7	5.1	3	1	2	0	0	19	7.2	
LIPSCOMB	12/19/18	*	30	3-7	.429	0-0	.000	2-2	1.000	3	5	8	5.4	0	2	2	0	1	8	7.3	
GEORGIA SOUTHERN	12/21/18	*	22	1-4	.250	0-0	.000	2-2	1.000	3	2	5	5.3	1	2	1	2	3	4	7.0	
PRESBYTERIAN	12/28/18	*	30	7-11	.636	0-1	.000	3-5	.600	4	6	10	5.7	3	2	3	4	0	17	7.8	
LSU	1/3/19	*	16	3-7	.429	0-0	.000	2-2	1.000	0	0	0	5.3	4	1	3	0	0	8	7.8	
at Vanderbilt	1/6/19	*	23	3-6	.500	0-0	.000	1-3	.333	2	6	8	5.5	5	2	4	0	1	7	7.7	
at #6 Miss State	1/10/19	*	20	1-1	1.000	0-0	.000	0-0	.000	0	7	7	5.6	2	0	3	1	0	2	7.4	
#13 TENNESSEE	1/13/19	*	21	3-7	.429	0-1	.000	1-4	.250	0	4	4	5.5	1	2	1	1	0	7	7.4	
at Mizzou	1/17/19	*	17	0-2	.000	0-0	.000	0-0	.000	1	1	2	5.3	4	0	4	0	1	0	6.9	
TEXAS A&M	1/20/19	*	21	2-5	.400	0-0	.000	0-0	.000	1	1	2	5.1	1	1	3	0	0	4	6.8	
ALABAMA	1/27/19	*	16	1-5	.200	0-0	.000	0-0	.000	4	4	8	5.3	3	0	3	0	0	2	6.6	
at Arkansas	1/31/19		18	3-5	.600	0-0	.000	2-3	.667	2	2	4	5.2	3	0	5	2	0	8	6.6	
at Auburn	2/3/19		15	2-4	.500	0-1	.000	4-6	.667	1	3	4	5.1	3	2	0	2	0	8	6.7	
FLORIDA	2/10/19		20	4-8	.500	0-1	.000	0-0	.000	4	2	6	5.2	1	2	1	2	0	8	6.7	
at #11/14 South Carolina	2/14/19		13	1-1	1.000	0-0	.000	0-0	.000	0	1	1	5.0	5	0	2	0	1	2	6.5	
OLE MISS	2/18/19		12	2-5	.400	0-0	.000	1-2	.500	2	2	4	5.0	3	1	2	0	0	5	6.5	
ARKANSAS	2/21/19		16	2-6	.333	0-0	.000	4-4	1.000	3	2	5	5.0	1	0	0	0	0	8	6.5	
at Alabama	2/24/19		29	3-6	.500	1-1	1.000	2-4	.500	5	2	7	5.0	0	0	0	0	1	9	6.6	
Totals			20	540	70-140	.500	2-10	.200	37-53	.698	59	77	136	5.0	61	31	51	20	13	179	6.6

## OVERALL CAREER STATISTICS

Year	GP	GS	Min	Avg	Total			3-Point			Free-Throw			Rebounds				PF	FO	Ast	TO	Blk	Stl	Pts	Avg
					TFG	TFGA	.Pct	3FG	3FGA	.Pct	FT	FTA	.Pct	Off	Def	Tot	Avg								
2016-17	31	13	491	15.8	48	134	.358	6	29	.207	21	31	.677	28	47	75	2.4	47	0	22	53	6	11	123	4.0
2017-18	28	0	401	14.3	55	110	.500	4	10	.400	26	36	.722	46	59	105	3.8	54	0	10	42	7	18	140	5.0
2018-19	27	20	540	20.0	70	140	.500	2	10	.200	37	53	.698	59	77	136	5.0	61	3	31	51	20	13	179	6.6
<b>TOTAL</b>	<b>86</b>	<b>33</b>	<b>1432</b>	<b>16.7</b>	<b>173</b>	<b>384</b>	<b>.451</b>	<b>12</b>	<b>49</b>	<b>.245</b>	<b>84</b>	<b>120</b>	<b>.700</b>	<b>133</b>	<b>183</b>	<b>316</b>	<b>3.7</b>	<b>162</b>	<b>3</b>	<b>63</b>	<b>146</b>	<b>33</b>	<b>42</b>	<b>442</b>	<b>5.1</b>

## SEC CAREER STATISTICS

Year	GP	GS	Min	Avg	Total			3-Point			Free-Throw			Rebounds				PF	FO	Ast	TO	Blk	Stl	Pts	Avg
					TFG	TFGA	.Pct	3FG	3FGA	.Pct	FT	FTA	.Pct	Off	Def	Tot	Avg								
2016-17	16	8	269	16.8	35	78	.449	5	18	.278	13	20	.650	18	28	46	2.9	27	0	14	27	2	2	88	5.5
2017-18	11	0	160	14.5	20	34	.588	2	4	.500	7	8	.875	12	17	29	2.6	22	0	4	22	3	10	49	4.5
2018-19	14	7	257	18.4	30	68	.441	1	4	.250	17	28	.607	25	37	62	4.4	36	2	11	31	8	4	78	5.6
<b>TOTAL</b>	<b>41</b>	<b>15</b>	<b>686</b>	<b>16.7</b>	<b>85</b>	<b>180</b>	<b>.472</b>	<b>8</b>	<b>26</b>	<b>.308</b>	<b>37</b>	<b>56</b>	<b>.661</b>	<b>55</b>	<b>82</b>	<b>137</b>	<b>3.3</b>	<b>85</b>	<b>2</b>	<b>29</b>	<b>80</b>	<b>13</b>	<b>16</b>	<b>215</b>	<b>5.2</b>







# #4 CALIYA ROBINSON

Forward » 6-3 » Senior » Marietta, Ga./McEachern High School

## HIGHLIGHTS

- » Naismith National Defensive Player of the Year Midseason Watch List (one of 15 players nationwide)
- » Wooden Award Watch List (one of 30 players nationwide); Katrina McClain Award Watch List for nation's top power forward; Naismith Award Watch List; ESPNW top-25 players; Preseason All-SEC by both coaches and media
- » Has scored 20 points in three-straight games and has two-straight double-doubles
- » Needs just 16 blocks to break Tawana McDonald's school record for career blocked shots (297) set from 1998-02
- » Among SEC's active career top-10 leaders in points, rebounds, blocks and steals
- » The SEC's active career blocked shots leader with 282
- » Has eclipsed the 200-rebound mark for the third-straight season -- the first Lady Bulldog since Angel Robinson (2007-10) to do so
- » Her 850 career rebounds rank 10th-most in Lady Bulldog history
- » Georgia is 17-3 over the last four seasons when she scores 20 points or more
- » Double-double in back-to-back games (22-point, 10-rebound effort against Auburn; 17 pts. and 12 rebs. vs. Florida)
- » Stepped up against No. 6 Mississippi State with 26 points off 11-of-20 shooting
- » Followed with a 16-point, six-rebound effort against No. 13 Tennessee; also had a season-high six blocks and five assists against the Lady Vols
- » 30-point, 17-rebound effort against Mercer
- » Only returning player in the SEC to rank in the top-20 in points, rebounds, blocks and steals a year ago

## 2018-19 GAME-BY-GAME

#04 ROBINSON, Caliya

Opponent	Date	gs	min	Total		3-Pointers		Free throws		Rebounds											
				fg-fga	pct	3fg-fga	pct	ft-fa	pct	off	def	tot	avg	pf	a	t/o	blk	stl	pts	avg	
ST. BONAVENTURE	11/9/18	*	21	6-14	.429	1-4	.250	2-2	1.000	4	5	9	9.0	1	1	2	1	1	15	15.0	
WINTHROP	11/11/18	*	25	6-11	.545	1-1	1.000	0-2	.000	3	5	8	8.5	1	3	2	2	2	13	14.0	
at UCLA	11/14/18	*	28	5-11	.455	1-3	.333	2-2	1.000	1	2	3	6.7	5	2	2	1	0	13	13.7	
at Georgia Tech	11/18/18	*	29	2-7	.286	0-0	.000	0-0	.000	2	8	10	7.5	4	2	4	2	1	4	11.3	
vs Morgan State	11/22/18	*	29	9-17	.529	0-4	.000	1-2	.500	5	6	11	8.2	3	3	4	3	2	19	12.8	
vs #7 Maryland	11/24/18	*	36	6-15	.400	0-1	.000	0-2	.000	3	6	9	8.3	2	0	2	2	0	12	12.7	
MERCER	11/28/18	*	35	13-26	.500	1-2	.500	3-4	.750	4	13	17	9.6	3	0	1	3	2	30	15.1	
CHARLESTON SOUTHER	12/2/18	*	36	8-13	.615	0-0	.000	3-4	.750	4	6	10	9.6	2	3	2	1	2	19	15.6	
FURMAN	12/4/18	*	22	4-14	.286	0-1	.000	0-0	.000	2	5	7	9.3	2	1	1	2	0	8	14.8	
at Villanova	12/14/18	*	26	3-10	.300	0-0	.000	0-0	.000	1	1	2	8.6	2	1	1	1	1	6	13.9	
LIPSCOMB	12/19/18	*	24	8-12	.667	0-0	.000	5-7	.714	2	6	8	8.5	2	2	1	5	0	21	14.5	
GEORGIA SOUTHERN	12/21/18	*	20	4-13	.308	0-1	.000	2-2	1.000	5	9	14	9.0	3	1	1	3	1	10	14.2	
PRESBYTERIAN	12/28/18	*	5	0-2	.000	0-1	.000	0-0	.000	0	2	2	8.5	0	0	0	1	0	0	13.1	
LSU	1/3/19	*	28	6-11	.545	1-3	.333	3-3	1.000	2	4	6	8.3	2	2	3	1	1	16	13.3	
at Vanderbilt	1/6/19	*	19	2-9	.222	0-0	.000	2-2	1.000	2	4	6	8.1	5	2	3	0	0	6	12.8	
at #6 Miss State	1/10/19	*	34	11-20	.550	0-1	.000	4-5	.800	4	2	6	8.0	4	0	4	4	1	26	13.6	
#13 TENNESSEE	1/13/19	*	37	7-19	.368	0-1	.000	2-3	.667	4	2	6	7.9	2	5	2	6	2	16	13.8	
at Mizzou	1/17/19	*	40	4-10	.400	1-2	.500	3-4	.750	3	5	8	7.9	1	1	3	3	1	12	13.7	
TEXAS A&M	1/20/19	*	33	6-9	.667	0-1	.000	2-2	1.000	1	5	6	7.8	5	1	0	2	1	14	13.7	
ALABAMA	1/27/19	*	36	5-16	.313	0-0	.000	3-4	.750	7	3	10	7.9	2	0	4	3	5	13	13.7	
at Arkansas	1/31/19	*	24	4-8	.500	1-1	1.000	0-1	.000	2	7	9	8.0	3	1	1	0	3	9	13.4	
at Auburn	2/3/19	*	41	11-13	.846	0-0	.000	0-2	.000	2	8	10	8.0	2	2	5	5	2	22	13.8	
FLORIDA	2/10/19	*	24	7-11	.636	1-1	1.000	2-2	1.000	1	11	12	8.2	3	3	0	2	2	17	14.0	
at #11/14 South Carolina	2/14/19	*	35	2-8	.250	0-0	.000	3-4	.750	2	3	5	8.1	4	2	0	3	1	7	13.7	
OLE MISS	2/18/19	*	27	10-12	.833	2-2	1.000	2-3	.667	2	3	5	8.0	0	3	0	2	1	24	14.1	
ARKANSAS	2/21/19	*	33	8-14	.571	0-2	.000	5-5	1.000	1	10	11	8.1	3	5	3	3	2	21	14.3	
at Alabama	2/24/19	*	43	12-21	.571	1-4	.250	4-5	.800	2	12	14	8.3	4	2	3	3	5	29	14.9	
Totals			27	790	169-346	.488	11-36	.306	53-72	.736	71	153	224	8.3	70	48	54	64	39	402	14.9

## OVERALL CAREER STATISTICS

Year	GP	GS	Min	Avg	Total			3-Point			Free-Throw			Rebounds				PF	FO	Ast	TO	Blk	Stl	Pts	Avg
					TFG	TFGA	.Pct	3FG	3FGA	.Pct	FT	FTA	.Pct	Off	Def	Tot	Avg								
2015-16	28	1	543	19.4	98	204	.480	5	18	.278	22	38	.579	54	105	159	5.7	51	1	36	47	48	16	223	8.0
2016-17	29	17	793	27.3	173	353	.490	11	41	.268	39	70	.557	57	144	201	6.9	77	2	48	66	69	28	396	13.7
2017-18	33	33	921	27.9	186	384	.484	14	51	.275	39	66	.591	62	204	266	8.1	80	1	64	65	101	58	425	12.9
2018-19	27	27	790	29.3	169	346	.488	11	36	.306	53	72	.736	71	153	224	8.3	70	3	48	54	64	39	402	14.9
<b>TOTAL</b>	<b>117</b>	<b>78</b>	<b>3047</b>	<b>26.0</b>	<b>626</b>	<b>1287</b>	<b>.486</b>	<b>41</b>	<b>146</b>	<b>.281</b>	<b>153</b>	<b>246</b>	<b>.622</b>	<b>244</b>	<b>606</b>	<b>850</b>	<b>7.3</b>	<b>278</b>	<b>7</b>	<b>196</b>	<b>232</b>	<b>282</b>	<b>141</b>	<b>1446</b>	<b>12.4</b>

## SEC CAREER STATISTICS

Year	GP	GS	Min	Avg	Total			3-Point			Free-Throw			Rebounds				PF	FO	Ast	TO	Blk	Stl	Pts	Avg
					TFG	TFGA	.Pct	3FG	3FGA	.Pct	FT	FTA	.Pct	Off	Def	Tot	Avg								
2015-16	16	1	317	19.8	56	120	.467	4	8	.500	10	18	.556	26	58	84	5.3	29	0	19	32	27	10	126	7.9
2016-17	16	8	420	26.3	79	179	.441	3	17	.176	17	35	.486	30	81	111	6.9	43	1	25	38	43	10	178	11.1
2017-18	16	16	477	29.8	98	214	.458	7	29	.241	19	28	.679	31	108	139	8.7	43	1	25	31	52	26	222	13.9
2018-19	14	14	454	32.4	95	181	.525	7	18	.389	35	45	.778	35	79	114	8.1	40	2	29	31	37	27	232	16.6
<b>TOTAL</b>	<b>62</b>	<b>39</b>	<b>1668</b>	<b>26.9</b>	<b>328</b>	<b>694</b>	<b>.473</b>	<b>21</b>	<b>72</b>	<b>.292</b>	<b>81</b>	<b>126</b>	<b>.643</b>	<b>122</b>	<b>326</b>	<b>448</b>	<b>7.2</b>	<b>155</b>	<b>4</b>	<b>98</b>	<b>132</b>	<b>159</b>	<b>73</b>	<b>758</b>	<b>12.2</b>





# #10 CAITLIN HOSE

Guard » 5-9 » Freshman » Hazel Green, Ala./Hazel Green High School

## HIGHLIGHTS

- » Hit three treys in 36 minutes of action at Auburn; her 3-point basket at the 9:43 mark of the fourth quarter gave Georgia its largest lead -- 43-30 -- over the Tigers
- » Saw 17 minutes of action against Florida, knocking in 2-for-4 from 3-point range
- » Missed four games (Presbyterian, LSU, Vanderbilt and Miss State) due to a strained plantar fasciitis in her right foot
- » Started four-straight games from Nov. 22-Dec. 2
- » Against Winthrop (11/11), she scored 10 points and totaled five boards
- » Prepped at Hazel Green High School in Hazel Green, Ala.
- » Alabama Sports Writers Association 6A Player of the Year
- » Led her team to the state championship game in each of her four seasons; team finished with a 129-12 (91 percent) record over her four years of high school

## SEASON & CAREER HIGHS

### POINTS

Season: 10 vs. Winthrop (11/11/18)  
Career: 10 vs. Winthrop (11/11/18)

### REBOUNDS

Season: 5 2X, last vs. Maryland (11/24/18)  
Career: 5 2X, last vs. Maryland (11/24/18)

### ASSISTS

Season: 4 vs. Winthrop (11/11/18)  
Career: 4 vs. Winthrop (11/11/18)

### BLOCKS

Season: 1 vs. Ga Southern (12/21/18)  
Career: 1 vs. Ga Southern (12/21/18)

### STEALS

Season: 3 vs. Winthrop (11/11/18)  
Career: 3 vs. Winthrop (11/11/18)

### MINUTES

Season: 36 at Auburn (2/3/19)  
Career: 36 at Auburn (2/3/19)

## MISCELLANEOUS STATS

### DOUBLE-DIGIT POINTS

Season: 1 Career: 1

### DOUBLE-DIGIT REBOUNDS

Season: x Career: x

### DOUBLE-DOUBLES

Season: x Career: x

### 20-POINT GAMES

Season: x Career: x

## 2018-19 GAME-BY-GAME

#10 HOSE, Caitlin

Opponent	Date	gs	min	Total		3-Pointers		Free throws		Rebounds				pf	a	t/o	blk	stl	pts	avg
				fg-fga	pct	3fg-fga	pct	ft-fa	pct	off	def	tot	avg							
ST. BONAVENTURE	11/9/18	19	1-6	.167	0-4	.000	0-0	.000	1	3	4	4.0	0	2	1	0	2	2	2.0	
WINTHROP	11/11/18	18	4-7	.571	1-4	.250	1-2	.500	2	3	5	4.5	1	4	1	0	3	10	6.0	
at UCLA	11/14/18	9	0-2	.000	0-1	.000	1-2	.500	0	0	0	3.0	0	0	0	0	0	1	4.3	
at Georgia Tech	11/18/18	12	2-4	.500	1-3	.333	0-0	.000	0	2	2	2.8	1	0	0	0	0	5	4.5	
vs Morgan State	11/22/18	* 16	1-4	.250	0-2	.000	0-0	.000	0	1	1	2.4	2	0	0	0	1	2	4.0	
vs #7 Maryland	11/24/18	* 13	0-2	.000	0-0	.000	0-0	.000	2	3	5	2.8	1	1	0	0	1	0	3.3	
MERCER	11/28/18	* 23	1-3	.333	1-3	.333	0-0	.000	0	3	3	2.9	0	0	1	0	0	3	3.3	
CHARLESTON SOUTHER	12/2/18	* 12	0-2	.000	0-1	.000	0-0	.000	0	1	1	2.6	1	1	0	0	0	0	2.9	
FURMAN	12/4/18	6	0-1	.000	0-0	.000	0-0	.000	2	1	3	2.7	0	0	0	0	0	0	2.6	
LIPSCOMB	12/19/18	11	2-5	.400	0-3	.000	0-0	.000	0	1	1	2.5	0	0	1	0	0	4	2.7	
GEORGIA SOUTHERN	12/21/18	21	1-4	.250	0-3	.000	2-2	1.000	0	2	2	2.5	2	3	2	1	1	4	2.8	
PRESBYTERIAN	12/28/18	dnp	-	-	-	-	-	-	-	-	-	-	-	-	-	-	-	-	-	
LSU	1/3/19	dnp	-	-	-	-	-	-	-	-	-	-	-	-	-	-	-	-	-	
at Vanderbilt	1/6/19	dnp	-	-	-	-	-	-	-	-	-	-	-	-	-	-	-	-	-	
at #6 Miss State	1/10/19	dnp	-	-	-	-	-	-	-	-	-	-	-	-	-	-	-	-	-	
#13 TENNESSEE	1/13/19	7	0-1	.000	0-1	.000	0-0	.000	0	0	0	2.3	0	0	0	0	1	0	2.6	
at Mizzou	1/17/19	dnp	-	-	-	-	-	-	-	-	-	-	-	-	-	-	-	-	-	
TEXAS A&M	1/20/19	9	0-1	.000	0-1	.000	0-0	.000	1	1	2	2.2	0	0	1	0	0	0	2.4	
ALABAMA	1/27/19	8	1-3	.333	1-3	.333	0-0	.000	0	0	0	2.1	1	1	0	0	0	3	2.4	
at Arkansas	1/31/19	dnp	-	-	-	-	-	-	-	-	-	-	-	-	-	-	-	-	-	
at Auburn	2/3/19	36	3-8	.375	3-8	.375	0-0	.000	0	4	4	2.2	1	0	4	0	1	9	2.9	
FLORIDA	2/10/19	17	3-5	.600	2-4	.500	0-0	.000	2	0	2	2.2	1	1	0	0	1	8	3.2	
at #11/14 South Carolina	2/14/19	8	1-1	1.000	0-0	.000	0-0	.000	1	0	1	2.1	0	0	0	0	0	2	3.1	
OLE MISS	2/18/19	8	0-1	.000	0-0	.000	0-0	.000	0	0	0	2.0	1	1	0	0	0	0	2.9	
ARKANSAS	2/21/19	dnp	-	-	-	-	-	-	-	-	-	-	-	-	-	-	-	-	-	
at Alabama	2/24/19	3	0-0	.000	0-0	.000	0-0	.000	0	0	0	1.9	1	0	0	0	0	0	2.8	
Totals		4	256	20-60	.333	9-41	.220	4-6	.667	11	25	36	1.9	13	14	11	1	11	53	2.8


## OVERALL CAREER STATISTICS

Year	GP	GS	Min	Avg	Total			3-Point			Free-Throw			Rebounds				PF	FO	Ast	TO	Blk	Stl	Pts	Avg
					TFG	TFGA	.Pct	3FG	3FGA	.Pct	FT	FTA	.Pct	Off	Def	Tot	Avg								
2018-19	19	4	256	13.5	20	60	.333	9	41	.220	4	6	.667	11	25	36	1.9	13	0	14	11	1	11	53	2.8
<b>TOTAL</b>	<b>19</b>	<b>4</b>	<b>256</b>	<b>13.5</b>	<b>20</b>	<b>60</b>	<b>.333</b>	<b>9</b>	<b>41</b>	<b>.220</b>	<b>4</b>	<b>6</b>	<b>.667</b>	<b>11</b>	<b>25</b>	<b>36</b>	<b>1.9</b>	<b>13</b>	<b>0</b>	<b>14</b>	<b>11</b>	<b>1</b>	<b>11</b>	<b>53</b>	<b>2.8</b>

## SEC CAREER STATISTICS

Year	GP	GS	Min	Avg	Total			3-Point			Free-Throw			Rebounds				PF	FO	Ast	TO	Blk	Stl	Pts	Avg
					TFG	TFGA	.Pct	3FG	3FGA	.Pct	FT	FTA	.Pct	Off	Def	Tot	Avg								
2018-19	8	0	96	12.0	8	20	.400	6	17	.353	0	0	.000	4	5	9	1.1	5	0	3	5	0	3	22	2.8
<b>TOTAL</b>	<b>8</b>	<b>0</b>	<b>96</b>	<b>12.0</b>	<b>8</b>	<b>20</b>	<b>.400</b>	<b>6</b>	<b>17</b>	<b>.353</b>	<b>0</b>	<b>0</b>	<b>.000</b>	<b>4</b>	<b>5</b>	<b>9</b>	<b>1.1</b>	<b>5</b>	<b>0</b>	<b>3</b>	<b>5</b>	<b>0</b>	<b>3</b>	<b>22</b>	<b>2.8</b>





# #11 MAYA CALDWELL

Guard » 5-11 » Sophomore » Charlotte, N.C./Davidson Day School

## HIGHLIGHTS

- » Is averaging 9.0 ppg over the last eight games after averaging 3.4 ppg over the first 19 contests this season
- » Has started seven-straight games at the 4 spot in place of Stephanie Paul
- » Set new season highs in back-to-back games with 11 points against Alabama and 12 at Arkansas and then hit a season-high of 15 points against Ole Miss
- » Made 6-of-8 shots in the second half after going 1-for-5 from the field in the first half against Ole Miss
- » Made a layup to put Georgia up 57-53 late in the fourth quarter in the win at Vanderbilt
- » Hit a last second shot to end the first half against Charleston Southern and finished with seven points in 25 minutes
- » Made another buzzer-beater to end the first half against Lipscomb
- » Played in all 33 games during her freshman season
- » Led the team in 3-point FG percentage last season (40 percent); won the 3-point shooting contest during the team's StegMania Midnight Madness event
- » Family started a non-profit organization called Children Empowering Children; wants to run her own non-profit one day

## SEASON & CAREER HIGHS

### POINTS

Season: 15 vs. Ole Miss (2/18/19)  
Career: 20 vs. Howard (12/19/17)

### REBOUNDS

Season: 7 vs. Winthrop (11/11/18)  
Career: 7 vs. Winthrop (11/11/18)

### ASSISTS

Season: 5 vs. Presbyterian (12/28/18)  
Career: 5 vs. Presbyterian (12/28/18)

### BLOCKS

Season: 2 vs. Furman (12/4/18)  
Career: 2 vs. Furman (12/4/18)

### STEALS

Season: 4 2X, last vs. Florida (2/10/19)  
Career: 4 2X, last vs. Florida (2/10/19)

### MINUTES

Season: 30 at Auburn (2/3/19)  
Career: 30 at Auburn (2/3/19)

## MISCELLANEOUS STATS

### DOUBLE-DIGIT POINTS

Season: 5 Career: 9

### DOUBLE-DIGIT REBOUNDS

Season: x Career: x

### DOUBLE-DOUBLES

Season: x Career: x

### 20-POINT GAMES

Season: x Career: 1

## 2018-19 GAME-BY-GAME

#11 CALDWELL, Maya

Opponent	Date	gs	min	Total		3-Pointers		Free throws		Rebounds				pf	a	t/o	blk	stl	pts	avg	
				fg-fga	pct	3fg-fga	pct	ft-fa	pct	off	def	tot	avg								
ST. BONAVENTURE	11/9/18	*	25	3-8	.375	1-4	.250	0-0	.000	1	4	5	5.0	3	2	2	1	1	7	7.0	
WINTHROP	11/11/18	*	19	0-4	.000	0-2	.000	0-0	.000	5	2	7	6.0	2	1	1	0	2	0	3.5	
at UCLA	11/14/18	*	27	1-4	.250	1-3	.333	0-0	.000	1	2	3	5.0	2	1	1	0	1	3	3.3	
at Georgia Tech	11/18/18	*	7	0-2	.000	0-1	.000	0-0	.000	0	1	1	4.0	1	0	1	0	0	0	2.5	
vs Morgan State	11/22/18		19	0-0	.000	0-0	.000	0-2	.000	0	1	1	3.4	0	1	0	0	0	0	2.0	
vs #7 Maryland	11/24/18		11	0-3	.000	0-0	.000	0-0	.000	4	0	4	3.5	1	1	0	0	0	0	1.7	
MERCER	11/28/18		6	2-3	.667	0-1	.000	0-0	.000	1	1	2	3.3	1	1	0	0	1	4	2.0	
CHARLESTON SOUTHER	12/2/18		25	3-8	.375	1-3	.333	0-1	.000	1	1	2	3.1	0	3	1	0	4	7	2.6	
FURMAN	12/4/18		24	1-8	.125	0-2	.000	1-2	.500	3	2	5	3.3	4	4	1	2	2	3	2.7	
at Villanova	12/14/18		19	2-5	.400	0-0	.000	0-0	.000	3	0	3	3.3	1	1	4	0	1	4	2.8	
LIPSCOMB	12/19/18		10	3-4	.750	1-2	.500	0-0	.000	0	1	1	3.1	3	0	4	0	0	7	3.2	
GEORGIA SOUTHERN	12/21/18		18	3-5	.600	0-2	.000	2-4	.500	3	1	4	3.2	1	1	0	0	0	8	3.6	
PRESBYTERIAN	12/28/18		24	2-3	.667	0-1	.000	2-2	1.000	2	4	6	3.4	2	5	1	1	1	6	3.8	
LSU	1/3/19		16	2-4	.500	0-0	.000	0-0	.000	0	1	1	3.2	1	0	1	0	1	4	3.8	
at Vanderbilt	1/6/19		17	3-5	.600	0-0	.000	0-0	.000	2	4	6	3.4	0	2	0	0	0	6	3.9	
at #6 Miss State	1/10/19	*	5	0-0	.000	0-0	.000	0-0	.000	0	0	0	3.2	1	1	0	0	0	0	3.7	
#13 TENNESSEE	1/13/19		2	0-0	.000	0-0	.000	0-0	.000	0	0	0	3.0	1	0	2	0	0	0	3.5	
at Mizzou	1/17/19		15	2-6	.333	0-2	.000	0-0	.000	1	0	1	2.9	0	1	2	0	1	4	3.5	
TEXAS A&M	1/20/19		3	1-3	.333	0-1	.000	0-0	.000	0	0	0	2.7	0	0	0	0	0	2	3.4	
ALABAMA	1/27/19		21	4-9	.444	1-1	1.000	2-3	.667	3	2	5	2.9	0	1	0	1	2	11	3.8	
at Arkansas	1/31/19	*	27	6-13	.462	0-1	.000	0-0	.000	2	1	3	2.9	2	2	2	0	1	12	4.2	
at Auburn	2/3/19	*	30	2-7	.286	1-4	.250	0-0	.000	1	1	2	2.8	2	1	4	0	2	5	4.2	
FLORIDA	2/10/19	*	20	5-11	.455	0-2	.000	1-3	.333	3	1	4	2.9	3	1	0	1	0	11	4.5	
at #11/14 South Carolina	2/14/19	*	7	1-3	.333	0-0	.000	0-0	.000	1	0	1	2.8	1	0	1	0	1	2	4.4	
OLE MISS	2/18/19	*	26	7-13	.538	0-0	.000	1-2	.500	2	3	5	2.9	2	1	1	0	2	15	4.8	
ARKANSAS	2/21/19	*	19	4-6	.667	0-0	.000	4-5	.800	1	3	4	2.9	2	1	2	0	1	12	5.1	
at Alabama	2/24/19	*	18	2-3	.667	1-1	1.000	0-0	.000	0	2	2	2.9	2	0	0	0	1	5	5.1	
Totals			12	460	59-140	.421	7-33	.212	13-24	.542	40	38	78	2.9	38	32	31	6	25	138	5.1

## OVERALL CAREER STATISTICS

Year	GP	GS	Min	Avg	Total			3-Point			Free-Throw			Rebounds				PF	FO	Ast	TO	Blk	Stl	Pts	Avg
					TFG	TFGA	.Pct	3FG	3FGA	.Pct	FT	FTA	.Pct	Off	Def	Tot	Avg								
2017-18	33	0	423	12.8	55	132	.417	23	57	.404	9	15	.600	33	36	69	2.1	25	0	19	31	2	9	142	4.3
2018-19	27	12	460	17.0	59	140	.421	7	33	.212	13	24	.542	40	38	78	2.9	38	0	32	31	6	25	138	5.1
<b>TOTAL</b>	<b>60</b>	<b>12</b>	<b>883</b>	<b>14.7</b>	<b>114</b>	<b>272</b>	<b>.419</b>	<b>30</b>	<b>90</b>	<b>.333</b>	<b>22</b>	<b>39</b>	<b>.564</b>	<b>73</b>	<b>74</b>	<b>147</b>	<b>2.5</b>	<b>63</b>	<b>0</b>	<b>51</b>	<b>62</b>	<b>8</b>	<b>34</b>	<b>280</b>	<b>4.7</b>

## SEC CAREER STATISTICS

Year	GP	GS	Min	Avg	Total			3-Point			Free-Throw			Rebounds				PF	FO	Ast	TO	Blk	Stl	Pts	Avg
					TFG	TFGA	.Pct	3FG	3FGA	.Pct	FT	FTA	.Pct	Off	Def	Tot	Avg								
2017-18	16	0	172	10.8	16	52	.308	8	28	.286	0	0	.000	11	13	24	1.5	12	0	4	15	2	4	40	2.5
2018-19	14	8	226	16.1	39	83	.470	3	12	.250	8	13	.615	16	18	34	2.4	17	0	11	15	2	12	89	6.4
<b>TOTAL</b>	<b>30</b>	<b>8</b>	<b>398</b>	<b>13.3</b>	<b>55</b>	<b>135</b>	<b>.407</b>	<b>11</b>	<b>40</b>	<b>.275</b>	<b>8</b>	<b>13</b>	<b>.615</b>	<b>27</b>	<b>31</b>	<b>58</b>	<b>1.9</b>	<b>29</b>	<b>0</b>	<b>15</b>	<b>30</b>	<b>4</b>	<b>16</b>	<b>129</b>	<b>4.3</b>







# #12 KAILA HUBBARD

Guard » 5-10 » Freshman » Jonesboro, Ga./Holy Innocents High School

## HIGHLIGHTS

- » Hit crucial shots against Arkansas on Jan. 31 and had her best game since late December with nine points
- » Put Georgia up by seven with a 3-pointer at the 8:41 mark and up by eight points with a 3-point basket at the 6:47 mark of the second period against the Razorbacks
- » Scored 10 points in the win against Presbyterian
- » First career start came against Furman (12/4)
- » Led Georgia with 15 points against Winthrop (11/11) in just second game of her college career
- » Played high school basketball at Holy Innocents Prep in Jonesboro, Ga.
- » Was a combo guard/forward in high school and actually played a little at the point guard spot in her senior season
- » 2018 AJC North Region Player of the Year

## 2018-19 GAME-BY-GAME

#12 HUBBARD, Kaila

				Total		3-Pointers		Free throws		Rebounds											
Opponent	Date	gs	min	fg-fga	pct	3fg-fga	pct	ft-fa	pct	off	def	tot	avg	pf	a	t/o	blk	stl	pts	avg	
ST. BONAVENTURE	11/9/18		11	1-3	.333	0-0	.000	4-6	.667	1	5	6	6.0	0	1	0	0	0	6	6.0	
WINTHROP	11/11/18		20	5-8	.625	2-3	.667	3-3	1.000	1	2	3	4.5	4	2	3	0	0	15	10.5	
at UCLA	11/14/18		11	0-2	.000	0-2	.000	0-0	.000	1	0	1	3.3	1	2	0	0	0	0	7.0	
at Georgia Tech	11/18/18		17	1-3	.333	0-1	.000	0-0	.000	0	3	3	3.3	0	1	2	0	0	2	5.8	
vs Morgan State	11/22/18		15	0-2	.000	0-1	.000	0-0	.000	0	0	0	2.6	1	0	2	0	1	0	4.6	
vs #7 Maryland	11/24/18		13	0-2	.000	0-0	.000	0-0	.000	0	2	2	2.5	1	0	0	0	0	0	3.8	
MERCER	11/28/18		14	0-2	.000	0-0	.000	0-0	.000	1	0	1	2.3	1	1	1	0	0	0	3.3	
CHARLESTON SOUTHER	12/2/18		9	0-1	.000	0-1	.000	5-6	.833	1	0	1	2.1	2	0	1	0	1	5	3.5	
FURMAN	12/4/18	*	27	3-10	.300	0-2	.000	2-4	.500	6	0	6	2.6	1	0	2	0	4	8	4.0	
at Villanova	12/14/18		8	0-2	.000	0-1	.000	0-0	.000	0	1	1	2.4	1	0	1	0	0	0	3.6	
LIPSCOMB	12/19/18		13	0-2	.000	0-0	.000	0-0	.000	1	2	3	2.5	2	0	3	1	0	0	3.3	
GEORGIA SOUTHERN	12/21/18		22	1-2	.500	0-0	.000	1-2	.500	1	5	6	2.8	1	0	2	0	1	3	3.3	
PRESBYTERIAN	12/28/18		26	4-6	.667	1-2	.500	1-2	.500	0	1	1	2.6	2	3	1	0	0	10	3.8	
LSU	1/3/19		6	0-0	.000	0-0	.000	0-0	.000	1	1	2	2.6	1	0	0	0	0	0	3.5	
at Vanderbilt	1/6/19		13	0-1	.000	0-1	.000	0-0	.000	0	1	1	2.5	3	0	1	0	0	0	3.3	
at #6 Miss State	1/10/19		9	0-0	.000	0-0	.000	0-0	.000	0	1	1	2.4	0	0	1	0	0	0	3.1	
#13 TENNESSEE	1/13/19		15	0-4	.000	0-0	.000	1-2	.500	2	0	2	2.4	3	0	0	0	0	1	2.9	
at Mizzou	1/17/19		6	0-0	.000	0-0	.000	0-0	.000	1	1	2	2.3	0	0	1	0	0	0	2.8	
TEXAS A&M	1/20/19		4	0-0	.000	0-0	.000	0-0	.000	0	0	0	2.2	0	2	0	0	0	0	2.6	
ALABAMA	1/27/19		12	1-1	1.000	0-0	.000	2-2	1.000	0	0	0	2.1	0	0	0	0	0	4	2.7	
at Arkansas	1/31/19		25	3-4	.750	2-2	1.000	1-2	.500	1	1	2	2.1	1	0	3	0	0	9	3.0	
at Auburn	2/3/19		7	0-1	.000	0-0	.000	0-0	.000	0	0	0	2.0	1	0	0	0	0	0	2.9	
FLORIDA	2/10/19		11	1-3	.333	0-1	.000	1-2	.500	0	1	1	2.0	3	0	0	0	0	3	2.9	
at #11/14 South Carolina	2/14/19		4	0-0	.000	0-0	.000	0-0	.000	0	0	0	1.9	0	0	1	0	0	0	2.8	
OLE MISS	2/18/19		13	0-2	.000	0-1	.000	1-2	.500	0	4	4	2.0	1	3	0	0	0	1	2.7	
ARKANSAS	2/21/19		3	0-0	.000	0-0	.000	0-0	.000	0	0	0	1.9	0	1	0	0	0	0	2.6	
at Alabama	2/24/19		4	0-0	.000	0-0	.000	0-0	.000	1	0	1	1.9	1	0	1	0	0	0	2.5	
Totals		1	338	20-61	.328	5-18	.278	22-33	.667	19	31	50	1.9	31	16	26	1	7	67	2.5	

## SEASON & CAREER HIGHS

### POINTS

Season: 15 vs. Winthrop (11/11/18)  
Career: 15 vs. Winthrop (11/11/18)

### REBOUNDS

Season: 6 2X, last vs. Furman (12/4/18)  
Career: 6 2X, last vs. Furman (12/4/18)

### ASSISTS

Season: 3 2X, last vs. Ole Miss (2/19/19)  
Career: 3 2X, last vs. Ole Miss (2/19/19)

### BLOCKS

Season: x  
Career: x

### STEALS

Season: 4 vs. Furman (12/4/18)  
Career: 4 vs. Furman (12/4/18)

### MINUTES

Season: 27 vs. Furman (12/4/18)  
Career: 27 vs. Furman (12/4/18)

## MISCELLANEOUS STATS

### DOUBLE-DIGIT POINTS

Season: 1 Career: 1

### DOUBLE-DIGIT REBOUNDS

Season: x Career: x

### DOUBLE-DOUBLES

Season: x Career: x

### 20-POINT GAMES

Season: x Career: x

## OVERALL CAREER STATISTICS

Year	GP	GS	Min	Avg	Total			3-Point			Free-Throw			Rebounds											
					TFG	TFGA	.Pct	3FG	3FGA	.Pct	FT	FTA	.Pct	Off	Def	Tot	Avg	PF	FO	Ast	TO	Blk	Stl	Pts	Avg
2018-19	27	1	338	12.5	20	61	.328	5	18	.278	22	33	.667	19	31	50	1.9	31	0	16	26	1	7	67	2.5
TOTAL	27	1	338	12.5	20	61	.328	5	18	.278	22	33	.667	19	31	50	1.9	31	0	16	26	1	7	67	2.5

## SEC CAREER STATISTICS

	Total										3-Point			Free-Throw			Rebounds												
Year	GP	GS	Min	Avg	TFG	TFGA	.Pct	3FG	3FGA	.Pct	FT	FTA	.Pct	Off	Def	Tot	Avg	PF	FO	Ast	TO	Blk	Stl	Pts	Avg				
2018-19	14	0	132	9.4	5	16	.313	2	5	.400	6	10	.600	6	10	16	1.1	14	0	6	8	0	0	18	1.3				
TOTAL	14	0	132	9.4	5	16	.313	2	5	.400	6	10	.600	6	10	16	1.1	14	0	6	8	0	0	18	1.3				





# #14 JENNA STAITI

Center » 6-6 » RS-Sophomore » Cumming, Ga./University of Maryland

## HIGHLIGHTS

- » Fourth in the SEC with 45 total blocks and 1.7 per game this season
- » Had her best game over the last two weeks with 11 points off a 5-for-9 shooting performance against South Carolina
- » Saw limited action against Missouri due to foul trouble; picked up five fouls in just six minutes of playing time
- » Knocked in a pair of free-throws with eight seconds remaining to give Georgia a 65-62 lead against Tennessee; finished with 12 points and seven boards against the Lady Vols
- » Came off the bench to score 13 points in 21 minutes at Vanderbilt
- » 13 points and nine boards against LSU
- » Scored a career-high 21 points against Presbyterian, hitting 10-of-15 from the field
- » Did not enter the game until the second half against Villanova and finished with 10 points in 14 minutes
- » Career-best 11 points against Charleston Southern
- » Finished one point shy of a double-double with nine points and 10 rebounds against Mercer
- » Career-high six blocks at Georgia Tech
- » Started a perfect 9-for-9 from the field this season
- » Sat out last season due to NCAA transfer rules; played at Maryland during the 2016-17 season
- » 2016 State of Georgia Gatorade Player of the Year
- » Was the No. 17 overall player in the 2016 class and No. 1 in the state of Georgia according to ESPN.com

## 2018-19 GAME-BY-GAME

#14 STAITI, Jenna

Opponent	Date	gs	min	Total		3-Pointers		Free throws		Rebounds											
				fg-fga	pct	3fg-fga	pct	ft-fga	pct	off	def	tot	avg	pf	a	t/o	blk	stl	pts	avg	
ST. BONAVENTURE	11/9/18	11	4-4	1.000	1-1	1.000	0-3	.000	1	2	3	3.0	5	1	2	1	0	9	9.0		
WINTHROP	11/11/18	17	5-5	1.000	0-0	.000	0-0	.000	1	6	7	5.0	2	0	0	2	1	10	9.5		
at UCLA	11/14/18	1	0-0	.000	0-0	.000	0-0	.000	0	0	0	3.3	0	0	0	0	0	6.3			
at Georgia Tech	11/18/18	17	4-7	.571	0-1	.000	0-0	.000	1	2	3	3.3	4	0	1	6	1	8	6.8		
vs Morgan State	11/22/18	15	4-8	.500	0-1	.000	2-2	1.000	3	4	7	4.0	0	1	0	3	0	10	7.4		
vs #7 Maryland	11/24/18	7	1-3	.333	0-1	.000	0-0	.000	1	0	1	3.5	3	0	1	2	0	2	6.5		
MERCER	11/28/18	21	2-6	.333	1-1	1.000	4-8	.500	3	7	10	4.4	3	2	1	4	0	9	6.9		
CHARLESTON SOUTHER	12/2/18	16	4-6	.667	0-0	.000	3-4	.750	3	1	4	4.4	1	0	2	0	0	11	7.4		
FURMAN	12/4/18	8	1-4	.250	0-0	.000	0-0	.000	1	1	2	4.1	0	0	0	0	0	2	6.8		
at Villanova	12/14/18	14	3-5	.600	0-0	.000	4-9	.444	0	3	3	4.0	2	1	2	3	0	10	7.1		
LIPSCOMB	12/19/18	16	1-1	1.000	1-1	1.000	2-4	.500	1	3	4	4.0	1	1	0	1	1	5	6.9		
GEORGIA SOUTHERN	12/21/18	20	3-8	.375	0-0	.000	4-6	.667	1	4	5	4.1	2	1	1	3	2	10	7.2		
PRESBYTERIAN	12/28/18	31	10-15	.667	1-2	.500	0-0	.000	2	6	8	4.4	5	0	2	4	0	21	8.2		
LSU	1/3/19	30	5-7	.714	1-1	1.000	2-4	.500	2	7	9	4.7	3	1	0	2	1	13	8.6		
at Vanderbilt	1/6/19	21	5-8	.625	1-1	1.000	2-2	1.000	0	1	1	4.5	5	0	3	1	0	13	8.9		
at #6 Miss State	1/10/19	26	2-3	.667	1-1	1.000	0-0	.000	1	2	3	4.4	2	2	2	5	0	5	8.6		
#13 TENNESSEE	1/13/19	20	4-9	.444	0-1	.000	4-5	.800	3	4	7	4.5	2	0	0	1	1	12	8.8		
at Mizzou	1/17/19	6	0-1	.000	0-0	.000	0-0	.000	0	0	0	4.3	5	0	3	1	0	0	8.3		
TEXAS A&M	1/20/19	24	5-9	.556	1-2	.500	3-3	1.000	0	5	5	4.3	3	1	0	1	0	14	8.6		
ALABAMA	1/27/19	22	2-10	.200	0-2	.000	2-3	.667	3	0	3	4.3	2	1	0	1	0	6	8.5		
at Arkansas	1/31/19	11	3-5	.600	0-0	.000	0-0	.000	0	3	3	4.2	0	0	0	1	0	6	8.4		
at Auburn	2/3/19	4	0-1	.000	0-0	.000	0-0	.000	0	0	0	4.0	0	0	0	0	0	0	8.0		
FLORIDA	2/10/19	15	3-7	.429	0-1	.000	2-2	1.000	0	1	1	3.9	0	1	0	0	1	8	8.0		
at #11/14 South Carolina	2/14/19	25	5-9	.556	0-1	.000	1-2	.500	0	4	4	3.9	5	0	1	1	1	11	8.1		
OLE MISS	2/18/19	15	3-7	.429	0-1	.000	0-0	.000	3	1	4	3.9	0	0	0	0	0	6	8.0		
ARKANSAS	2/21/19	13	1-5	.200	1-1	1.000	0-0	.000	2	3	5	3.9	1	0	1	2	0	3	7.8		
at Alabama	2/24/19	5	0-3	.000	0-1	.000	0-0	.000	0	1	1	3.8	0	0	1	0	0	0	7.6		
Totals		0	431	80-156	.513	9-21	.429	35-57	.614	32	71	103	3.8	56	13	23	45	9	204	7.6	

## OVERALL CAREER STATISTICS

Year	GP	GS	Min	Avg	TFG	TFGA	Pct	3FG	3FGA	Pct	FT	FTA	Pct	Off	Def	Tot	Avg	PF	FO	Ast	TO	Blk	Stl	Pts	Avg
2016-17*	35	0	140	4.0	34	67	.507	0	0	.000	7	13	.538	17	34	51	2.0	20	0	9	7	14	3	75	2.1
2018-19	27	0	431	16.0	80	156	.513	9	21	.429	35	57	.614	32	71	103	3.8	56	5	13	23	45	9	204	7.6
<b>TOTAL</b>	<b>62</b>	<b>0</b>	<b>571</b>	<b>9.2</b>	<b>114</b>	<b>221</b>	<b>.516</b>	<b>9</b>	<b>21</b>	<b>.429</b>	<b>42</b>	<b>70</b>	<b>.600</b>	<b>49</b>	<b>105</b>	<b>154</b>	<b>2.5</b>	<b>76</b>	<b>5</b>	<b>22</b>	<b>30</b>	<b>59</b>	<b>12</b>	<b>279</b>	<b>4.5</b>

\*freshman season at Maryland

## SEC CAREER STATISTICS

2018-19	14	14	454	32.4	95	181	.525	7	18	.389	35	45	.778	35	79	114	8.1	40	2	29	31	37	27	232	16.6
<b>TOTAL</b>	<b>62</b>	<b>39</b>	<b>1668</b>	<b>26.9</b>	<b>328</b>	<b>694</b>	<b>.473</b>	<b>21</b>	<b>72</b>	<b>.292</b>	<b>81</b>	<b>126</b>	<b>.643</b>	<b>122</b>	<b>326</b>	<b>448</b>	<b>7.2</b>	<b>155</b>	<b>4</b>	<b>98</b>	<b>132</b>	<b>159</b>	<b>73</b>	<b>758</b>	<b>12.2</b>





# #22 MALURY BATES

**Forward » 6-3 » Sophomore » Roanoke, Va./William Fleming High School**

## HIGHLIGHTS

- » Suffered a torn ACL against Mercer and will miss the remainder of the season
- » Scored six-straight points to help jump start a 17-3 run against Maryland in the second quarter
- » Played a career-high 28 minutes at UCLA
- » Career high five blocks against Winthrop
- » Sat out first six games of her freshman season due to stress fracture in her right foot
- » Saw increased playing time as the season progressed; saw action in each of the final six games of the year; played in 22 games total
- » Pre-pharmacy major who took a large load of her course work during the 2018 spring semester

## SEASON & CAREER HIGHS

### POINTS

Season: 8 2X, last at UCLA (11/14/18)  
Career: 11 Howard (12/19/17)

### REBOUNDS

Season: 8 at UCLA (11/14/18)  
Career: 8 at UCLA (11/14/18)

### ASSISTS

Season: 1 at UCLA (11/14/18)  
Career: 1 at UCLA (11/14/18)

### BLOCKS

Season: 5 vs. Winthrop (11/11/18)  
Career: 5 vs. Winthrop (11/11/18)

### STEALS

Season: 1 3X, last vs. Maryland (11/24/18)  
Career: 1 7X, last vs. Maryland (11/24/18)

### MINUTES

Season: 28 at UCLA (11/14/18)  
Career: 28 at UCLA (11/14/18)

## MISCELLANEOUS STATS

### DOUBLE-DIGIT POINTS

Season: x Career: 1

### DOUBLE-DIGIT REBOUNDS

Season: x Career: x

### DOUBLE-DOUBLES

Season: x Career: x

### 20-POINT GAMES

Season: x Career: x

## 2018-19 GAME-BY-GAME

### #22 BATES, Malury

Opponent	Date	gs	min	Total		3-Pointers		Free throws		Rebounds				pf	a	t/o	blk	stl	pts	avg
				fg-fga	pct	3fg-fga	pct	ft-fa	pct	off	def	tot	avg							
ST. BONAVENTURE	11/9/18	24		2-3	.667	0-0	.000	0-2	.000	1	6	7	7.0	1	0	0	3	0	4	4.0
WINTHROP	11/11/18	16		4-7	.571	0-0	.000	0-0	.000	2	4	6	6.5	3	0	3	5	0	8	6.0
at UCLA	11/14/18	28		4-7	.571	0-0	.000	0-0	.000	2	6	8	7.0	5	1	0	1	1	8	6.7
at Georgia Tech	11/18/18	14		1-8	.125	0-0	.000	0-2	.000	2	2	4	6.3	3	0	0	1	0	2	5.5
vs Morgan State	11/22/18	13		2-5	.400	0-0	.000	0-0	.000	2	2	4	5.8	0	0	3	1	1	4	5.2
vs #7 Maryland	11/24/18	13		3-9	.333	0-0	.000	0-0	.000	3	0	3	5.3	0	0	1	0	1	6	5.3
MERCER	11/28/18	5		1-2	.500	0-0	.000	1-2	.500	2	1	3	5.0	2	0	4	0	0	3	5.0

## OVERALL CAREER STATISTICS

Year	GP	GS	Min	Avg	Total			3-Point			Free-Throw			Rebounds				PF	FO	Ast	TO	Blk	Stl	Pts	Avg
					TFG	TFGA	.Pct	3FG	3FGA	.Pct	FT	FTA	.Pct	Off	Def	Tot	Avg								
2017-18	22	0	169	7.7	16	48	.333	0	0	.000	10	16	.625	14	27	41	1.9	34	1	0	20	18	5	42	1.9
2018-19	7	0	113	16.1	17	41	.415	0	0	.000	1	6	.167	14	21	35	5.0	14	1	1	11	11	3	35	5.0
<b>TOTAL</b>	<b>29</b>	<b>0</b>	<b>282</b>	<b>9.7</b>	<b>33</b>	<b>89</b>	<b>.371</b>	<b>0</b>	<b>0</b>	<b>.000</b>	<b>11</b>	<b>22</b>	<b>.500</b>	<b>28</b>	<b>48</b>	<b>76</b>	<b>2.6</b>	<b>48</b>	<b>2</b>	<b>1</b>	<b>31</b>	<b>29</b>	<b>8</b>	<b>77</b>	<b>2.7</b>

## SEC CAREER STATISTICS

Year	GP	GS	Min	Avg	Total			3-Point			Free-Throw			Rebounds				PF	FO	Ast	TO	Blk	Stl	Pts	Avg
					TFG	TFGA	.Pct	3FG	3FGA	.Pct	FT	FTA	.Pct	Off	Def	Tot	Avg								
2017-18	12	0	92	7.7	6	25	.240	0	0	.000	2	2	1.000	2	18	20	1.7	19	0	0	11	12	3	14	1.2
2018-19																									
<b>TOTAL</b>	<b>12</b>	<b>0</b>	<b>92</b>	<b>7.7</b>	<b>6</b>	<b>25</b>	<b>.240</b>	<b>0</b>	<b>0</b>	<b>.000</b>	<b>2</b>	<b>2</b>	<b>1.000</b>	<b>2</b>	<b>18</b>	<b>20</b>	<b>1.7</b>	<b>19</b>	<b>0</b>	<b>0</b>	<b>11</b>	<b>12</b>	<b>3</b>	<b>14</b>	<b>1.2</b>







# #23 QUE MORRISON

Guard » 5-7 » Sophomore » Riverdale, Ga./McEachern High School

## HIGHLIGHTS

- » Starting to find her rhythm after recovering from injury before the season; has played 30 minutes or more in the last four games
- » Has started eight-straight games
- » Had a season-high 16-point game against Arkansas
- » Had surgery to repair a torn lateral meniscus in her left knee on Thursday, Nov. 1 and missed the first eight games of the season
- » Returned against Furman but sat out against Georgia Southern and Presbyterian
- » 2018 SEC All-Freshman Team
- » Started 32 of 33 games as a freshman
- » Led all scorers with 16 points in the SEC Tournament quarterfinals against Missouri
- » Named SEC Freshman of the Week (1/9) for her performances against Vanderbilt and Kentucky

## SEASON & CAREER HIGHS

### POINTS

Season: 16 vs. Arkansas (2/21/19)  
Career: 19 Wofford (11/12/17)

### REBOUNDS

Season: 6 2X, last at South Carolina (2/14/19)  
Career: 11 at Alabama (2/22/18)

### ASSISTS

Season: 2 3X, last at Alabama (2/24/19)  
Career: 6 at Ole Miss (2/19/18)

### BLOCKS

Season: 1 3X, last vs. Alabama (1/27/19)  
Career: 1 7X, last vs. Alabama (1/27/19)

### STEALS

Season: 4 vs. Florida (2/10/19)  
Career: 4 2X, last vs. Florida (2/10/19)

### MINUTES

Season: 37 vs. Arkansas (2/21/19)  
Career: 40 at Alabama (2/22/18)

## MISCELLANEOUS STATS

### DOUBLE-DIGIT POINTS

Season: 2 Career: 13

### DOUBLE-DIGIT REBOUNDS

Season: x Career: 3

### DOUBLE-DOUBLES

Season: x Career: 1

### 20-POINT GAMES

Season: x Career: x

## 2018-19 GAME-BY-GAME

#23 MORRISON, Que

Opponent	Date	gs	min	fg-fga	pct	3fg-fga	pct	ft-fa	pct	off	def	tot	avg	pf	a	t/o	blk	stl	pts	avg
ST. BONAVENTURE	11/9/18	dnp		-	-	-	-	-	-	-	-	-	-	-	-	-	-	-	-	-
WINTHROP	11/11/18	dnp		-	-	-	-	-	-	-	-	-	-	-	-	-	-	-	-	-
at UCLA	11/14/18	dnp		-	-	-	-	-	-	-	-	-	-	-	-	-	-	-	-	-
vs Morgan State	11/22/18	dnp		-	-	-	-	-	-	-	-	-	-	-	-	-	-	-	-	-
vs #7 Maryland	11/24/18	dnp		-	-	-	-	-	-	-	-	-	-	-	-	-	-	-	-	-
MERCER	11/28/18	dnp		-	-	-	-	-	-	-	-	-	-	-	-	-	-	-	-	-
CHARLESTON SOUTHER	12/2/18	dnp		-	-	-	-	-	-	-	-	-	-	-	-	-	-	-	-	-
FURMAN	12/4/18	13	0-2	.000	0-1	.000	2-2	1.000	1	5	6	6.0	0	0	1	0	0	2	2.0	
at Villanova	12/14/18	* 20	1-3	.333	0-2	.000	0-0	.000	1	0	1	3.5	3	0	0	0	1	2	2.0	
LIPSCOMB	12/19/18	* 17	2-3	.667	1-1	1.000	1-2	.500	0	2	2	3.0	2	1	3	1	1	6	3.3	
GEORGIA SOUTHERN	12/21/18	dnp		-	-	-	-	-	-	-	-	-	-	-	-	-	-	-	-	-
PRESBYTERIAN	12/28/18	dnp		-	-	-	-	-	-	-	-	-	-	-	-	-	-	-	-	-
LSU	1/3/19	13	0-0	.000	0-0	.000	0-0	.000	1	1	2	2.8	2	1	2	0	0	0	2.5	
at Vanderbilt	1/6/19	23	0-5	.000	0-1	.000	1-2	.500	0	2	2	2.6	2	0	0	0	1	1	2.2	
at #6 Miss State	1/10/19	23	2-2	1.000	0-0	.000	0-0	.000	1	0	1	2.3	3	1	1	1	0	4	2.5	
#13 TENNESSEE	1/13/19	12	0-0	.000	0-0	.000	0-0	.000	0	1	1	2.1	0	1	0	0	0	0	2.1	
at Mizzou	1/17/19	16	1-2	.500	0-0	.000	0-0	.000	0	2	2	2.1	0	1	0	0	0	2	2.1	
TEXAS A&M	1/20/19	28	1-3	.333	0-1	.000	0-0	.000	0	3	3	2.2	1	2	1	0	1	2	2.1	
ALABAMA	1/27/19	* 32	1-3	.333	0-0	.000	2-2	1.000	1	3	4	2.4	1	0	1	1	2	4	2.3	
at Arkansas	1/31/19	* 15	1-2	.500	1-1	1.000	0-0	.000	0	3	3	2.5	4	1	2	0	1	3	2.4	
at Auburn	2/3/19	* 27	1-5	.200	0-2	.000	0-0	.000	1	2	3	2.5	2	2	5	0	1	2	2.3	
FLORIDA	2/10/19	* 18	4-4	1.000	0-0	.000	3-3	1.000	1	0	1	2.4	3	1	0	0	4	11	3.0	
at #11/14 South Carolina	2/14/19	* 35	2-6	.333	1-2	.500	0-0	.000	3	3	6	2.6	2	1	0	0	3	5	3.1	
OLE MISS	2/18/19	* 31	3-4	.750	1-1	1.000	1-1	1.000	3	1	4	2.7	1	1	0	0	1	8	3.5	
ARKANSAS	2/21/19	* 37	5-7	.714	3-5	.600	3-4	.750	0	4	4	2.8	1	2	2	0	3	16	4.3	
at Alabama	2/24/19	* 35	2-5	.400	0-1	.000	4-4	1.000	2	3	5	2.9	2	2	1	0	1	8	4.5	
Totals		10	395	26-56	.464	7-18	.389	17-20	.850	15	35	50	2.9	30	16	19	3	20	76	4.5

## OVERALL CAREER STATISTICS

					Total			3-Point			Free-Throw			Rebounds												
Year	GP	GS	Min	Avg	TFG	TFGA	.Pct	3FG	3FGA	.Pct	FT	FTA	.Pct	Off	Def	Tot	Avg	PF	FO	Ast	TO	Blk	Stl	Pts	Avg	
2017-18	33	32	895	27.1	99	275	.360	21	87	.241	66	91	.725	64	105	169	5.1	64	2	83	46	8	41	285	8.6	
2018-19	17	10	395	23.2	26	56	.464	7	18	.389	17	20	.850	15	35	50	2.9	30	0	16	19	3	20	76	4.5	
TOTAL	50	42	1290	25.8	125	331	.378	28	105	.267	83	111	.748	79	140	219	4.4	94	2	99	65	11	61	361	7.2	

## SEC CAREER STATISTICS

					Total			3-Point			Free-Throw			Rebounds													
Year	GP	GS	Min	Avg	TFG	TFGA	.Pct	3FG	3FGA	.Pct	FT	FTA	.Pct	Off	Def	Tot	Avg	PF	FO	Ast	TO	Blk	Stl	Pts	Avg		
2017-18	16	15	439	27.4	47	139	.338	9	42	.214	26	35	.743	31	57	88	5.5	31	2	37	19	3	23	129	8.1		
2018-19	14	8	345	24.6	23	48	.479	6	14	.429	14	16	.875	13	28	41	2.9	25	0	15	15	2	18	66	4.7		
TOTAL	30	23	784	26.1	70	187	.374	15	56	.268	40	51	.784	44	85	129	4.3	56	2	52	34	5	41	195	6.5		





# #25 ARI HENDERSON

Guard » 5-7 » Junior » Stone Mountain, Ga./Chamblee High School

## HIGHLIGHTS

- » Former walk-on who was awarded a scholarship in the summer of 2017
- » Played in nine games last season
- » From nearby Stone Mountain, Ga., where she played at Chamblee High School
- » Majoring in Civil Engineering

## SEASON & CAREER HIGHS

### POINTS

Season: 3 vs. Ole Miss (2/18/19)  
Career: 3 3X, last vs. Ole Miss (2/18/19)

### REBOUNDS

Season: 1 3X, last vs. Ole Miss (2/18/19)  
Career: 2 North Florida (12/28/17)

### ASSISTS

Season: x  
Career: 1 Wofford (11/12/17)

### BLOCKS

Season: x  
Career: x

### STEALS

Season: x  
Career: 1 Western Carolina (12/28/16)

### MINUTES

Season: 5 vs. Presbyterian (12/28/18)  
Career: 7 4X, last vs. Howard (12/19)

## MISCELLANEOUS STATS

### DOUBLE-DIGIT POINTS

Season: Career:

### DOUBLE-DIGIT REBOUNDS

Season: Career:

### DOUBLE-DOUBLES

Season: Career:

### 20-POINT GAMES

Season: Career:

## 2018-19 GAME-BY-GAME

#25 HENDERSON, Ari

Opponent	Date	gs	min	Total		3-Pointers		Free throws		Rebounds				pf	a	t/o	blk	stl	pts	avg
				fg-fga	pct	3fg-fga	pct	ft-fa	pct	off	def	tot	avg							
ST. BONAVENTURE	11/9/18	2		0-1	.000	0-0	.000	0-0	.000	0	0	0	0.0	0	0	0	0	0	0	0.0
WINTHROP	11/11/18	3		0-1	.000	0-0	.000	0-0	.000	1	0	1	0.5	0	0	0	0	0	0	0.0
at UCLA	11/14/18	dnp		-	-	-	-	-	-	-	-	-	-	-	-	-	-	-	-	-
vs Morgan State	11/22/18	dnp		-	-	-	-	-	-	-	-	-	-	-	-	-	-	-	-	-
vs #7 Maryland	11/24/18	dnp		-	-	-	-	-	-	-	-	-	-	-	-	-	-	-	-	-
MERCER	11/28/18	dnp		-	-	-	-	-	-	-	-	-	-	-	-	-	-	-	-	-
CHARLESTON SOUTHER	12/2/18	dnp		-	-	-	-	-	-	-	-	-	-	-	-	-	-	-	-	-
FURMAN	12/4/18	3		0-0	.000	0-0	.000	0-0	.000	0	0	0	0.3	0	0	1	0	0	0	0.0
LIPSCOMB	12/19/18	3		1-2	.500	0-1	.000	0-0	.000	0	0	0	0.3	0	0	0	0	0	2	0.5
GEORGIA SOUTHERN	12/21/18	5		0-2	.000	0-0	.000	0-0	.000	0	0	0	0.2	0	0	0	0	0	0	0.4
PRESBYTERIAN	12/28/18	5		0-0	.000	0-0	.000	0-0	.000	1	0	1	0.3	0	0	0	0	0	0	0.3
LSU	1/3/19	dnp		-	-	-	-	-	-	-	-	-	-	-	-	-	-	-	-	-
at Vanderbilt	1/6/19	dnp		-	-	-	-	-	-	-	-	-	-	-	-	-	-	-	-	-
at #6 Miss State	1/10/19	dnp		-	-	-	-	-	-	-	-	-	-	-	-	-	-	-	-	-
#13 TENNESSEE	1/13/19	dnp		-	-	-	-	-	-	-	-	-	-	-	-	-	-	-	-	-
at Mizzou	1/17/19	dnp		-	-	-	-	-	-	-	-	-	-	-	-	-	-	-	-	-
TEXAS A&M	1/20/19	dnp		-	-	-	-	-	-	-	-	-	-	-	-	-	-	-	-	-
ALABAMA	1/27/19	dnp		-	-	-	-	-	-	-	-	-	-	-	-	-	-	-	-	-
at Arkansas	1/31/19	dnp		-	-	-	-	-	-	-	-	-	-	-	-	-	-	-	-	-
at Auburn	2/3/19	dnp		-	-	-	-	-	-	-	-	-	-	-	-	-	-	-	-	-
FLORIDA	2/10/19	2		0-2	.000	0-0	.000	0-0	.000	0	0	0	0.3	0	0	1	0	0	0	0.3
at #11/14 South Carolina	2/14/19	dnp		-	-	-	-	-	-	-	-	-	-	-	-	-	-	-	-	-
OLE MISS	2/18/19	3		1-2	.500	1-1	1.000	0-0	.000	0	1	1	0.4	0	0	1	0	0	3	0.6
Totals		0	26	2-10	.200	1-2	.500	0-0	.000	2	1	3	0.4	0	0	3	0	0	5	0.6

## OVERALL CAREER STATISTICS

Year	GP	GS	Min	Avg	Total			3-Point			Free-Throw			Rebounds				PF	FO	Ast	TO	Blk	Stl	Pts	Avg
					TFG	TFGA	.Pct	3FG	3FGA	.Pct	FT	FTA	.Pct	Off	Def	Tot	Avg								
2016-17	5	0	10	2.0	1	3	.333	0	0	.000	3	4	.750	0	1	1	0.2	1	0	0	0	0	1	5	1.0
2017-18	9	0	34	3.8	3	15	.200	1	8	.125	0	0	.000	5	4	9	1.0	1	0	1	4	0	0	7	0.8
2018-19	8	0	26	3.3	2	10	.200	1	2	.500	0	0	.000	2	1	3	0.4	0	0	0	3	0	0	5	0.6
<b>TOTAL</b>	<b>22</b>	<b>0</b>	<b>70</b>	<b>3.2</b>	<b>6</b>	<b>28</b>	<b>.214</b>	<b>2</b>	<b>10</b>	<b>.200</b>	<b>3</b>	<b>4</b>	<b>.750</b>	<b>7</b>	<b>6</b>	<b>13</b>	<b>0.6</b>	<b>2</b>	<b>0</b>	<b>1</b>	<b>7</b>	<b>0</b>	<b>1</b>	<b>17</b>	<b>0.8</b>

## SEC CAREER STATISTICS

Year	GP	GS	Min	Avg	Total			3-Point			Free-Throw			Rebounds				PF	FO	Ast	TO	Blk	Stl	Pts	Avg
					TFG	TFGA	.Pct	3FG	3FGA	.Pct	FT	FTA	.Pct	Off	Def	Tot	Avg								
2017-18	3	0	6	2.0	1	2	.500	1	2	.500	0	0	.000	1	2	3	1.0	0	0	0	1	0	0	3	1.0
2018-19	2	0	5	2.5	1	4	.250	1	1	1.000	0	0	.000	0	1	1	0.5	0	0	0	2	0	0	3	1.5
<b>TOTAL</b>	<b>5</b>	<b>0</b>	<b>11</b>	<b>2.2</b>	<b>2</b>	<b>6</b>	<b>.333</b>	<b>2</b>	<b>3</b>	<b>.667</b>	<b>0</b>	<b>0</b>	<b>.000</b>	<b>1</b>	<b>3</b>	<b>4</b>	<b>0.8</b>	<b>0</b>	<b>0</b>	<b>0</b>	<b>3</b>	<b>0</b>	<b>0</b>	<b>6</b>	<b>1.2</b>





**2018-19 Georgia Basketball**  
**Georgia Combined Team Statistics (as of Feb 24, 2019)**  
**All games**



<b>RECORD:</b>	<b>OVERALL</b>	<b>HOME</b>	<b>AWAY</b>	<b>NEUTRAL</b>
ALL GAMES	17-10	13-2	3-7	1-1
CONFERENCE	8-6	5-2	3-4	0-0
NON-CONFERENCE	9-4	8-0	0-3	1-1

#	Player	gp-gs	min	avg	Total		3-Point		F-Throw		Rebounds				pf	dq	a	to	blk	stl	pts	avg
					fg-fga	fg%	3fg-fga	3fg%	ft-fa	ft%	off	def	tot	avg								
04	ROBINSON, Caliya	27-27	790	29.3	169-346	.488	11-36	.306	53-72	.736	71	153	224	8.3	70	3	48	54	64	39	402	14.9
02	CONNALLY, Gabby	27-27	937	34.7	117-280	.418	48-125	.384	56-64	.875	9	54	63	2.3	61	2	81	75	3	43	338	12.5
00	COLE, Taja	26-26	891	34.3	113-274	.412	12-52	.231	42-72	.583	28	107	135	5.2	64	1	179	81	4	47	280	10.8
14	STAITI, Jenna	27-0	431	16.0	80-156	.513	9-21	.429	35-57	.614	32	71	103	3.8	56	5	13	23	45	9	204	7.6
03	PAUL, Stephanie	27-20	540	20.0	70-140	.500	2-10	.200	37-53	.698	59	77	136	5.0	61	3	31	51	20	13	179	6.6
11	CALDWELL, Maya	27-12	460	17.0	59-140	.421	7-33	.212	13-24	.542	40	38	78	2.9	38	0	32	31	6	25	138	5.1
22	BATES, Malury	7-0	113	16.1	17-41	.415	0-0	.000	1-6	.167	14	21	35	5.0	14	1	1	11	11	3	35	5.0
23	MORRISON, Que	17-10	395	23.2	26-56	.464	7-18	.389	17-20	.850	15	35	50	2.9	30	0	16	19	3	20	76	4.5
01	JOHNSON, Donnetta	25-8	278	11.1	31-94	.330	9-30	.300	5-12	.417	17	34	51	2.0	30	0	8	37	3	12	76	3.0
10	HOSE, Caitlin	19-4	256	13.5	20-60	.333	9-41	.220	4-6	.667	11	25	36	1.9	13	0	14	11	1	11	53	2.8
12	HUBBARD, Kaila	27-1	338	12.5	20-61	.328	5-18	.278	22-33	.667	19	31	50	1.9	31	0	16	26	1	7	67	2.5
25	HENDERSON, Ari	8-0	26	3.3	2-10	.200	1-2	.500	0-0	.000	2	1	3	0.4	0	0	0	3	0	0	5	0.6
Team											49	62	111					11				
Total.....		27	5455		724-1658	.437	120-386	.311	285-419	.680	366	709	1075	39.8	468	15	439	433	161	229	1853	68.6
Opponents.....		27	5456		564-1541	.366	120-410	.293	353-495	.713	314	633	947	35.1	418	-	266	452	75	218	1601	59.3

<b>TEAM STATISTICS</b>	<b>UGA</b>	<b>OPP</b>	<b>Date</b>	<b>Opponent</b>	<b>Score</b>	<b>Att.</b>
SCORING	1853	1601	11/9/18	ST. BONAVENTURE	w 67-40	4054
Points per game	68.6	59.3	11/11/18	WINTHROP	w 85-39	3124
Scoring margin	+9.3	-	11/14/18	at UCLA	L 69-80	5113
FIELD GOALS-ATT	724-1658	564-1541	11/18/18	at Georgia Tech	L 53-63	2407
Field goal pct	.437	.366	N 11/22/18	vs Morgan State	w 60-33	75
3 POINT FG-ATT	120-386	120-410	N 11/24/18	vs #7 Maryland	L 51-58	188
3-point FG pct	.311	.293	11/28/18	MERCER	w 67-60	2117
3-pt FG made per game	4.4	4.4	12/2/18	CHARLESTON SOUTHERN	w 83-75	3069
FREE THROWS-ATT	285-419	353-495	12/4/18	FURMAN	w 61-38	2174
Free throw pct	.680	.713	12/14/18	at Villanova	L 56-62	659
F-Throws made per game	10.6	13.1	12/19/18	LIPSCOMB	w 77-45	7090
REBOUNDS	1075	947	12/21/18	GEORGIA SOUTHERN	w 81-38	2724
Rebounds per game	39.8	35.1	12/28/18	PRESBYTERIAN	w 83-59	2885
Rebounding margin	+4.7	-	* 1/3/19	LSU	w 63-50	2506
ASSISTS	439	266	* 1/6/19	at Vanderbilt	w 71-64	2094
Assists per game	16.3	9.9	* 1/10/19	at #6 Miss State	L 71-80	6493
TURNOVERS	433	452	* 1/13/19	#13 TENNESSEE	w 66-62	5867
Turnovers per game	16.0	16.7	* 1/17/19	at Mizzou	L 35-61	4004
Turnover margin	+0.7	-	* 1/20/19	TEXAS A&M	L 66-76	4773
Assist/turnover ratio	1.0	0.6	* 1/27/19	ALABAMA	L 53-58	4794
STEALS	229	218	* 1/31/19	at Arkansas	w 80-72	1116
Steals per game	8.5	8.1	* 2/3/19	at Auburn	Lot 58-59	2170
BLOCKS	161	75	* 2/10/19	FLORIDA	w 93-58	5515
Blocks per game	6.0	2.8	* 2/14/19	at #11/14 South Carolina	L 57-65	11044
ATTENDANCE	57821	36454	* 2/18/19	OLE MISS	w 78-56	3812
Home games-Avg/Game	15-3855	10-3619	* 2/21/19	ARKANSAS	w 93-83	3317
Neutral site-Avg/Game	-	2-132	* 2/24/19	at Alabama	Wot 76-67	1091

<b>Score by Periods</b>	<b>1st</b>	<b>2nd</b>	<b>3rd</b>	<b>4th</b>	<b>OT</b>	<b>Totals</b>
Georgia	462	418	499	448	26	1853
Opponents	369	388	388	438	18	1601

\* - Conference game





**2018-19 Georgia Basketball**  
**Georgia Combined Team Statistics (as of Feb 24, 2019)**  
**Conference games only**



<b>RECORD:</b>	<b>OVERALL</b>	<b>HOME</b>	<b>AWAY</b>	<b>NEUTRAL</b>
ALL GAMES	8-6	5-2	3-4	0-0
CONFERENCE	8-6	5-2	3-4	0-0
NON-CONFERENCE	0-0	0-0	0-0	0-0

#	Player	gp-gs	min	avg	Total		3-Point		F-Throw		Rebounds				pf	dq	a	to	blk	stl	pts	avg
					fg-fga	fg%	3fg-fga	3fg%	ft-fga	ft%	off	def	tot	avg								
04	ROBINSON, Caliya	14-14	454	32.4	95-181	.525	7-18	.389	35-45	.778	35	79	114	8.1	40	2	29	31	37	27	232	16.6
02	CONNALLY, Gabby	14-14	511	36.5	63-160	.394	24-65	.369	30-34	.882	5	38	43	3.1	31	0	43	45	2	23	180	12.9
00	COLE, Taja	13-13	453	34.8	54-137	.394	5-26	.192	23-30	.767	7	56	63	4.8	36	0	92	49	1	23	136	10.5
14	STAITI, Jenna	14-0	237	16.9	38-84	.452	5-13	.385	16-21	.762	14	32	46	3.3	28	3	6	11	16	4	97	6.9
11	CALDWELL, Maya	14-8	226	16.1	39-83	.470	3-12	.250	8-13	.615	16	18	34	2.4	17	0	11	15	2	12	89	6.4
03	PAUL, Stephanie	14-7	257	18.4	30-68	.441	1-4	.250	17-28	.607	25	37	62	4.4	36	2	11	31	8	4	78	5.6
23	MORRISON, Que	14-8	345	24.6	23-48	.479	6-14	.429	14-16	.875	13	28	41	2.9	25	0	15	15	2	18	66	4.7
01	JOHNSON, Donnetta	12-6	139	11.6	16-47	.340	4-15	.267	3-5	.600	9	13	22	1.8	13	0	4	17	1	7	39	3.3
10	HOSE, Caitlin	8-0	96	12.0	8-20	.400	6-17	.353	0-0	.000	4	5	9	1.1	5	0	3	5	0	3	22	2.8
25	HENDERSON, Ari	2-0	5	2.5	1-4	.250	1-1	1.000	0-0	.000	0	1	1	0.5	0	0	0	2	0	0	3	1.5
12	HUBBARD, Kaila	14-0	132	9.4	5-16	.313	2-5	.400	6-10	.600	6	10	16	1.1	14	0	6	8	0	0	18	1.3
Team											28	34	62				4					
Total.....		14	2855		372-848	.439	64-190	.337	152-202	.752	162	351	513	36.6	245	7	220	233	69	121	960	68.6
Opponents.....		14	2855		330-822	.401	67-215	.312	184-261	.705	172	336	508	36.3	227	-	148	241	47	121	911	65.1

<b>TEAM STATISTICS</b>	<b>UGA</b>	<b>OPP</b>	<b>Date</b>	<b>Opponent</b>	<b>Score</b>	<b>Att.</b>
SCORING	960	911	* 1/3/19	LSU	w 63-50	2506
Points per game	68.6	65.1	* 1/6/19	at Vanderbilt	w 71-64	2094
Scoring margin	+3.5	-	* 1/10/19	at #6 Miss State	L 71-80	6493
FIELD GOALS-ATT	372-848	330-822	* 1/13/19	#13 TENNESSEE	w 66-62	5867
Field goal pct	.439	.401	* 1/17/19	at Mizzou	L 35-61	4004
3 POINT FG-ATT	64-190	67-215	* 1/20/19	TEXAS A&M	L 66-76	4773
3-point FG pct	.337	.312	* 1/27/19	ALABAMA	L 53-58	4794
3-pt FG made per game	4.6	4.8	* 1/31/19	at Arkansas	w 80-72	1116
FREE THROWS-ATT	152-202	184-261	* 2/3/19	at Auburn	Lot 58-59	2170
Free throw pct	.752	.705	* 2/10/19	FLORIDA	w 93-58	5515
F-Throws made per game	10.9	13.1	* 2/14/19	at #11/14 South Carolina	L 57-65	11044
REBOUNDS	513	508	* 2/18/19	OLE MISS	w 78-56	3812
Rebounds per game	36.6	36.3	* 2/21/19	ARKANSAS	w 93-83	3317
Rebounding margin	+0.4	-	* 2/24/19	at Alabama	Wot 76-67	1091
ASSISTS	220	148	* - Conference game			
Assists per game	15.7	10.6				
TURNOVERS	233	241				
Turnovers per game	16.6	17.2				
Turnover margin	+0.6	-				
Assist/turnover ratio	0.9	0.6				
STEALS	121	121				
Steals per game	8.6	8.6				
BLOCKS	69	47				
Blocks per game	4.9	3.4				
ATTENDANCE	30584	28012				
Home games-Avg/Game	7-4369	7-4002				
Neutral site-Avg/Game	-	0-0				

<b>Score by Periods</b>	<b>1st</b>	<b>2nd</b>	<b>3rd</b>	<b>4th</b>	<b>OT</b>	<b>Totals</b>
Georgia	227	204	264	239	26	960
Opponents	210	220	209	254	18	911







**2018-19 Georgia Basketball**  
**Georgia Team Game-by-Game Comparison (as of Feb 21, 2019)**  
**All games**



Opponent	1st	2nd	Score	Mar	Total FG	FG Pct	3-Pointers	3FG Pct	Free Throws	FT Pct	Rebounds	Assist	T/Over	Block	Steal	Fouls
ST. BONAVENTURE	36/16	31/24	67-40	+27	27-67/12-55	.403/.218	4-19/2-15	.211/.133	9-17/14-21	.529/.667	53/37 +16	16/4	12/15	7/1	8/4	16/15
WINTHROP	41/19	44/20	85-39	+46	35-72/14-66	.486/.212	9-24/2-13	.375/.154	6-11/9-17	.545/.529	61/35 +26	27/3	20/19	10/1	12/11	19/16
UCLA	40/31	29/49	69-80	(11)	28-60/28-56	.467/.500	6-20/3-12	.300/.250	7-16/21-34	.438/.618	30/31 (1)	18/18	15/9	3/3	4/12	26/13
Georgia Tech	23/31	30/32	53-63	(10)	23-55/21-67	.418/.313	4-14/3-14	.286/.214	3-11/18-22	.273/.818	35/41 (6)	17/7	22/15	10/4	4/12	22/17
Morgan State	28/16	32/17	60-33	+27	27-57/14-57	.474/.246	2-13/2-18	.154/.111	4-9/3-6	.444/.500	46/32 +14	16/8	18/16	8/1	8/8	10/9
#7 Maryland	30/37	21/21	51-58	(7)	21-78/19-47	.269/.404	3-12/4-11	.250/.364	6-10/16-23	.600/.696	42/46 (4)	9/11	6/15	4/8	7/2	17/13
MERCER	35/30	32/30	67-60	+7	27-64/24-62	.422/.387	4-11/1-7	.364/.143	9-18/11-14	.500/.786	50/30 +20	13/8	18/11	7/1	10/6	15/11
CHARLESTON SOUTHERN	44/45	39/30	83-75	+8	30-61/26-53	.492/.491	4-17/10-19	.235/.526	19-24/13-16	.792/.813	32/31 +1	19/15	15/19	4/1	11/8	15/20
FURMAN	27/12	34/26	61-38	+23	23-67/11-46	.343/.239	2-10/1-16	.200/.063	13-19/15-17	.684/.882	51/32 +19	11/8	12/20	5/4	15/5	14/15
Villanova	23/31	33/31	56-62	(6)	23-53/23-52	.434/.442	1-8/9-21	.125/.429	9-15/7-7	.600/1000	34/29 +5	13/12	13/12	5/2	6/5	16/12
LIPSCOMB	41/25	36/20	77-45	+32	29-54/11-45	.537/.244	6-17/5-19	.353/.263	13-19/18-23	.684/.783	35/31 +4	19/5	19/25	8/0	6/9	20/16
GEORGIA SOUTHERN	34/19	47/19	81-38	+43	26-62/11-54	.419/.204	4-14/2-9	.286/.222	25-30/14-21	.833/.667	49/34 +15	16/8	17/23	11/2	12/8	16/20
PRESBYTERIAN	47/15	36/44	83-59	+24	33-60/20-59	.550/.339	7-17/9-21	.412/.429	10-18/10-13	.556/.769	44/30 +14	25/11	13/12	10/0	5/7	17/14
LSU	36/26	27/24	63-50	+13	25-51/22-53	.490/.415	6-10/2-14	.600/.143	7-9/4-7	.778/.571	33/26 +7	19/13	20/19	3/5	11/8	15/11
Vanderbilt	27/28	44/36	71-64	+7	23-57/25-52	.404/.481	6-11/2-8	.545/.250	19-23/12-22	.826/.545	33/31 +2	12/18	15/18	2/3	7/5	24/23
#6 Miss State	33/42	38/38	71-80	(9)	30-56/29-70	.536/.414	3-8/5-10	.375/.500	8-9/17-26	.889/.654	35/38 (3)	13/14	22/10	11/3	4/12	20/16
#13 TENNESSEE	24/36	42/26	66-62	+4	25-73/23-64	.342/.359	5-24/3-9	.208/.333	11-18/13-22	.611/.591	44/54 (10)	15/10	13/17	8/4	7/4	19/20
Mizzou	13/25	22/36	35-61	(26)	15-49/20-43	.306/.465	1-9/9-18	.111/.500	4-5/12-13	.800/.923	27/32 (5)	7/15	20/18	4/2	6/8	16/11
TEXAS A&M	28/36	38/40	66-76	(10)	27-62/26-65	.435/.400	5-20/6-14	.250/.429	7-9/18-25	.778/.720	31/47 (16)	18/8	13/13	4/5	6/7	17/12
ALABAMA	21/30	32/28	53-58	(5)	18-62/24-57	.290/.421	2-11/4-11	.182/.364	15-18/6-10	.833/.600	39/43 (4)	9/10	18/26	7/4	14/11	16/15
Arkansas	38/43	42/29	80-72	+8	31-62/24-64	.500/.375	7-11/7-27	.636/.259	11-15/17-18	.733/.944	44/28 +16	19/11	22/13	4/5	8/14	15/18
Auburn	22/19	27/30	58-59	(1)	23-50/20-66	.460/.303	8-22/1-10	.364/.100	4-8/18-25	.500/.720	36/37 (1)	17/4	28/17	7/1	7/21	18/11
FLORIDA	44/27	49/31	93-58	+35	39-67/18-51	.582/.353	4-13/11-26	.308/.423	11-14/11-18	.786/.611	42/25 +17	26/9	9/18	5/1	9/4	18/15
#11/14 South Carolina	25/29	32/36	57-65	(8)	23-59/21-51	.390/.412	2-10/2-9	.200/.222	9-11/21-26	.818/.808	26/40 (14)	7/10	13/20	4/7	10/6	21/14
OLE MISS	41/24	37/32	78-56	+22	31-66/22-54	.470/.407	5-11/5-16	.455/.313	11-16/7-10	.688/.700	40/32 +8	23/5	9/17	2/3	8/1	13/18
ARKANSAS	45/38	48/45	93-83	+10	33-65/33-72	.508/.458	6-17/7-28	.353/.250	21-28/10-15	.750/.667	42/34 +8	19/13	16/14	5/2	10/8	17/23

Note: Game totals are displayed in the format TEAM/OPPONENT for each category

