



MASON BASKETBALL

NCAA FINAL FOUR 2006 | NCAA TOURNAMENT 1989 • 1999 • 2001 • 2006 • 2008 • 2011
NIT 1986 • 2002 • 2004 • 2009 | CONFERENCE CHAMPIONS 1989 • 1999 • 2001 • 2008

Mark LaFrance | Assistant AD For Communications

Men's Basketball Contact | George Mason University Athletics
4400 University Drive | MS 3A5 | Fairfax, Va. 22030
(o) (703) 993-3246 | (c) (508) 577-7282 | (e) mlafran@gmu.edu
GoMason.com | Twitter: @GoMasonSID

Six NCAA Appearances | Five NCAA Tournament Wins | 12 Postseason Tournament Appearances | Six AP All-Americans | Six Conference Players of the Year

2019-20 SCHEDULE (3-0, 0-0 A-10)

Oct. 30	CATHOLIC (EX.) (ESPN+)	W, 74-33
Nov. 5	NAVY (ESPN+)	W, 68-55 (OT)
Nov. 8	LONGWOOD (ESPN+)	W, 76-65
Nov. 13	LIU (ESPN+)	W, 80-74
Nov. 16	JAMES MADISON (MASN)	7 p.m.
Nov. 19	LOYOLA (MD.)! (ESPN+)	7 p.m.
Nov. 22	at #7 Maryland (BTN)	7 p.m.
Nov. 25	vs. Old Dominion @ (FloHoops)	5 p.m.
Nov. 26	vs. Wazzu/Nebraska @ (FloHoops)	TBA
Nov. 27	vs. Cayman Classic @ (FloHoops)	TBA
Dec. 3	JACKSONVILLE ST (ESPN+)	7 p.m.
Dec. 7	AMERICAN (MASN2)	7 p.m.
Dec. 21	UMBC (MASN)	4 p.m.
Dec. 30	at TCU (FSSW/MASN)	9 p.m.
Jan. 5	VCU * (NBCSN)	Noon
Jan. 8	ST. BONAVENTURE * (STA)	7 p.m.
Jan. 11	at La Salle * (ESPN+)	2 p.m.
Jan. 15	at G. Washington * (ESPN+)	7 p.m.
Jan. 18	RICHMOND * (NBCSN)	2:30 p.m.
Jan. 22	UMASS * (ESPN+)	7 p.m.
Jan. 25	at Davidson * (CBSSN)	6 p.m.
Jan. 28	RHODE ISLAND * (STA/MASN)	7 p.m.
Feb. 1	at St. Bonaventure * (STA/MASN)	4 p.m.
Feb. 9	at UMass * (NBCSN)	2:30 p.m.
Feb. 12	at VCU * (ESPNU)	7 p.m.
Feb. 15	G. WASHINGTON * (NBCSN)	4:30 p.m.
Feb. 19	at Richmond * (ESPN+)	7 p.m.
Feb. 22	SAINT JOSEPH'S * (NBCSN)	4:30 p.m.
Feb. 25	DAYTON * (STA/MASN)	7 p.m.
Feb. 29	at Duquesne * (ESPN+)	7 p.m.
Mar. 4	SAINT LOUIS * (ESPN+)	7 p.m.
Mar. 7	at Fordham * (ESPN+)	2 p.m.
Mar. 11-15	A-10 Championship %	TBA

All Times EST

! Cayman Islands Classic Opening Game (Fairfax, Va.)

@ Cayman Islands Classic (George Town, Grand Cayman)

% A-10 Championship (Brooklyn, N.Y.)

* Atlantic 10 contest

TELEVISION/STREAMING KEY

BTN - Big Ten Network

CBSSN - CBS Sports Network

NBCSN - NBC Sports Network

STA - Stadium

MASN - Mid-Atlantic Sports Network

FSSW - Fox Sports Southwest



GEORGE MASON (3-0, 0-0)
PATRIOTS

GAME #4

Date Saturday, November 16
Time 7 p.m. (ET)
Location Fairfax, Va.
Arena EagleBank Arena (7,860)
Broadcast MASN
Commentators Bill Rohland, Craig Esherrick
Audio GoMason Digital Network
Commentators Steve Kolbe
Series History Mason trails, 48-50



JAMES MADISON (2-1, 0-0)
DUKES

PATRIOT POINTS

► George Mason and James Madison will meet for the 99th time Saturday as part of a historic rivalry series.

► Mason (3-0) is off to its best start since 2013-14, when the Patriots began the campaign 4-0.

► Last time out, Mason took down NEC preseason favorite LIU, 80-74, on Wednesday night inside EagleBank Arena. Mason shot 53.3 percent in the second half and forced 15 LIU turnovers.

► Sophomore Jordan Miller exploded with a career-best 25 points (3-5 3pt FG), to go along with five rebounds, two blocks and two steals in the win. After averaging 5.5 shots over the first two games of 2019-20, Miller took 18 (and made 10) vs. LIU.

► Redshirt-junior AJ Wilson chipped in 10 points (5-8 FG) vs LIU and is averaging 12.0 ppg and 7.0 rpg through three contests. Wilson is eighth in the country in blocks/game (4.3) and seventh nationally in block rate (18.2%).

► Sophomore point guard Jamal Hartwell II is averaging 12.0 ppg, shooting 41.2 percent from 3 and has committed just one turnover in 113 minutes (6.0 A/T0 ratio thru 3 games).

► Freshman point guard Xavier Johnson is averaging 26.7 mpg and has scored 10+ points in two of three contests. 11 of his 13 points vs. LIU came in the final six minutes of play.

► Junior Javon Greene leads Mason in assists (3.3 apg), 3pt FG% (.444) and 3pt FG made (8). He's averaging 13.7 points, has scored 10+ points in all three games, and tallied 12 points (4-5 FG) and a team-high eight rebounds in the win over LIU.

► Mason is holding opponents to 39.9 percent overall and 26.4 percent from 3-point range through three games.

► In large part due to Wilson's efforts, Mason leads the A-10 in blocks/game (6.3) through three games this season.

► This season, 59.8 percent of Mason's points come from 2-point range (43rd nationally). Five Patriots (four starters) are shooting 50 percent or better from the floor overall this season.

► Through two games, Mason is grabbing an offensive rebound on 35.5 percent of missed shots (58th nationally) but allowing an offensive rebound on 36.6 percent of opponent misses (314th nationally).

► 2019 Atlantic 10 Most Improved Player Justin Kier is expected to miss the first part of the season as he recovers from a stress fracture in his right foot.

► The Patriots will open the 2019-20 schedule with five-straight home contests. It's the most home games to start a campaign for the Green & Gold since 1996-97.

► The Patriots return 10 letter winners and three starters from a 2018-19 squad which won a school-record 11 A-10 games, captured a program-best five A-10 road victories and won an A-10 Tournament game for the third-straight season.

► In the win over Navy, head coach Dave Paulsen picked up his 200th career Division I victory. His 202 Div. I wins include 134 victories at Bucknell and 68 at George Mason. Paulsen has recorded 463 wins overall in his career in 26 seasons.

PROBABLE STARTERS

No.	Name	Pos.	Ht	Wt	Cl	Pts	FG%	3P%	FT%	Reb	Ast	Stl	Min
10	Jamal Hartwell II	G	5-10	155	So.	13.0	.394	.412	.667	2.0	2.0	0.7	37.5
11	Jordan Miller	G	6-6	189	So.	14.0	.586	.600	.625	3.3	1.0	1.7	30.4
12	AJ Wilson	F	6-7	210	R-Jr.	12.0	.533	4.3 blk/gm	.500	7.0	1.3	0.3	25.6
23	Javon Greene	G	6-2	190	Jr.	13.7	.500	.444	.833	6.3	3.3	1.3	28.5
33	Greg Calixte	F	6-8	227	Jr.	4.3	.857	—	.500	2.7	1.0	0.3	15.4

KEY RESERVES

No.	Name	Pos.	Ht	Wt	Cl	Pts	FG%	3P%	FT%	Reb	Ast	Stl	Min
0	Goanar Mar	F	6-7	214	Jr.	2.0	.214	—	—	2.7	1.0	0.3	21.8
1	Justin Kier*	G	6-4	197	Sr.	14.5	.471	.371	.769	6.5	2.6	1.6	34.8
2	Xavier Johnson	G	6-1	182	Fr.	11.3	.522	.143	.818	4.3	2.7	1.0	26.7
3	Bahaide Haidara^	G	6-6	201	Fr.	0.0	.000	—	.000	3.0	1.5	0.0	7.5
13	Josh Odure	F	6-9	237	Fr.	4.0	.417	1.0 blk/gm	.667	3.0	0.3	—	11.1
20	Jason Douglas-Stanley	G	6-2	191	So.	0.3	.000	.000	.500	0.7	0.0	0.0	6.3

*Will miss first portion of non-conference slate (2018-19 averages)/^ Out 4-6 weeks



MASON BASKETBALL

2019-20 Men's Basketball Game Notes



#0 Goanar Mar
Jr. • F • 6-7 • 214
Mankato, Minn.



#1 Justin Kier
Sr. • G • 6-4 • 197
Grottoes, Va.



#2 Xavier Johnson
So. • G • 6-1 • 182
Germantown, Md.



#3 Bahaïde Haïdara
Fr. • G • 6-6 • 201
Montréal, Canada



#10 Jamal Hartwell II
So. • G • 5-10 • 155
Inglewood, Calif.



#11 Jordan Miller
So. • G • 6-6 • 189
Middleburg, Va.



#12 AJ Wilson
R-Jr. • F • 6-7 • 210
Laurel, Md.



#13 Josh Oduro
Fr. • F • 6-9 • 237
Gainesville, Va.



#20 Jason Douglas-Stanley
So. • G • 6-2 • 191
Mount Vernon, N.Y.



#21 Jack Tempchin
R-Jr. • G • 5-9 • 158
Silver Spring, Md.



#22 Mehki McCray
Jr. • G • 6-1 • 194
Waldorf, Md.



#23 Javon Greene
Jr. • G • 6-2 • 190
McDonough, Ga.



#30 Chance Konnor
Jr. • F • 6-11 • 235
Reston, Va.














#32 Ian Boyd
Sr. • G • 6-4 • 215
Apex, N.C.



#33 Greg Calixte
Jr. • F • 6-8 • 227
Mount Vernon, N.Y.



	0	Goanar Mar <ul style="list-style-type: none">• Four points, four rebounds in 26 minutes vs. LIU• Missed 14 games in 2018-19 recovering from a foot fracture• 10.9 ppg as a freshman (43.1 FG%); 3.1 as a sophomore (28.4 FG%)	F • 6-7 • 214 • Jr. • Mankato, Minn. • DeLaSalle <table><tr><th></th><th>MIN</th><th>PTS</th><th>REB</th><th>APG</th><th>FG%</th><th>3FG%</th><th>FT%</th></tr><tr><td>2019-20</td><td>21.8</td><td>2.0</td><td>2.7</td><td>1.0</td><td>.214</td><td>.000</td><td>--</td></tr><tr><td>CAREER</td><td>27.8</td><td>7.7</td><td>3.7</td><td>0.8</td><td>.390</td><td>.311</td><td>.783</td></tr></table>		MIN	PTS	REB	APG	FG%	3FG%	FT%	2019-20	21.8	2.0	2.7	1.0	.214	.000	--	CAREER	27.8	7.7	3.7	0.8	.390	.311	.783
	MIN	PTS	REB	APG	FG%	3FG%	FT%																				
2019-20	21.8	2.0	2.7	1.0	.214	.000	--																				
CAREER	27.8	7.7	3.7	0.8	.390	.311	.783																				
	1	Justin Kier <ul style="list-style-type: none">• Preseason 2019-20 All-Atlantic 10 Second Team• 2019 A-10 Most Improved Player; 2018-19 All-A-10 Second Team• One of 7 players nationally with 14+ ppg/6.5+ rpg/2.5+ apg/1.5+ spg	G • 6-4 • 197 • Sr. • Grottoes, Va. • Spotswood <table><tr><th></th><th>MIN</th><th>PTS</th><th>REB</th><th>APG</th><th>FG%</th><th>3FG%</th><th>FT%</th></tr><tr><td>2018-19</td><td>34.8</td><td>14.5</td><td>6.5</td><td>2.6</td><td>.471</td><td>.371</td><td>.769</td></tr><tr><td>CAREER</td><td>31.9</td><td>10.4</td><td>5.2</td><td>2.0</td><td>.456</td><td>.324</td><td>.768</td></tr></table>		MIN	PTS	REB	APG	FG%	3FG%	FT%	2018-19	34.8	14.5	6.5	2.6	.471	.371	.769	CAREER	31.9	10.4	5.2	2.0	.456	.324	.768
	MIN	PTS	REB	APG	FG%	3FG%	FT%																				
2018-19	34.8	14.5	6.5	2.6	.471	.371	.769																				
CAREER	31.9	10.4	5.2	2.0	.456	.324	.768																				
	2	Xavier Johnson <ul style="list-style-type: none">• 11 of his 13 pts vs. LIU came in game's final six minutes• 13+ points in two of three games this season (.522 FG% overall)• 2019 <i>Washington Post</i> Second Team All-Metro	G • 6-1 • 182 • Fr. • Germantown, Md. • Episcopal (Va.) <table><tr><th></th><th>MIN</th><th>PTS</th><th>REB</th><th>APG</th><th>FG%</th><th>3FG%</th><th>FT%</th></tr><tr><td>2019-20</td><td>26.7</td><td>11.3</td><td>4.3</td><td>2.7</td><td>.522</td><td>.143</td><td>.818</td></tr><tr><td>CAREER</td><td>26.7</td><td>11.3</td><td>4.3</td><td>2.7</td><td>.522</td><td>.143</td><td>.818</td></tr></table>		MIN	PTS	REB	APG	FG%	3FG%	FT%	2019-20	26.7	11.3	4.3	2.7	.522	.143	.818	CAREER	26.7	11.3	4.3	2.7	.522	.143	.818
	MIN	PTS	REB	APG	FG%	3FG%	FT%																				
2019-20	26.7	11.3	4.3	2.7	.522	.143	.818																				
CAREER	26.7	11.3	4.3	2.7	.522	.143	.818																				
	3	Bahaïde Haïdara <ul style="list-style-type: none">• Expected to miss 4-6 weeks (left wrist sprain)• Four rebounds, team-high three assists in 12 minutes vs. Longwood• Ranked No. 11 prospect in Canada (NorthPoleHoops.com)	G • 6-6 • 201 • Fr. • Montréal, Canada • Dawson College <table><tr><th></th><th>MIN</th><th>PTS</th><th>REB</th><th>APG</th><th>FG%</th><th>3FG%</th><th>FT%</th></tr><tr><td>2019-20</td><td>7.5</td><td>--</td><td>3.0</td><td>1.5</td><td>.000</td><td>--</td><td>.000</td></tr><tr><td>CAREER</td><td>7.5</td><td>--</td><td>3.0</td><td>1.5</td><td>.000</td><td>--</td><td>.000</td></tr></table>		MIN	PTS	REB	APG	FG%	3FG%	FT%	2019-20	7.5	--	3.0	1.5	.000	--	.000	CAREER	7.5	--	3.0	1.5	.000	--	.000
	MIN	PTS	REB	APG	FG%	3FG%	FT%																				
2019-20	7.5	--	3.0	1.5	.000	--	.000																				
CAREER	7.5	--	3.0	1.5	.000	--	.000																				
	10	Jamal Hartwell II <ul style="list-style-type: none">• One turnover in 113 minutes this season (6.0 A/TO ratio)• Career highs in points (19, 6-10 FG) and rebounds (4) vs. Longwood• Leading the Patriots in minutes played (37.5 mpg, 6th in A-10)	G • 5-10 • 155 • So. • Inglewood, Calif. • Fairfax <table><tr><th></th><th>MIN</th><th>PTS</th><th>REB</th><th>APG</th><th>FG%</th><th>3FG%</th><th>FT%</th></tr><tr><td>2019-20</td><td>37.5</td><td>13.0</td><td>2.0</td><td>2.0</td><td>.394</td><td>.412</td><td>.667</td></tr><tr><td>CAREER</td><td>13.4</td><td>4.0</td><td>0.6</td><td>0.9</td><td>.364</td><td>.438</td><td>.647</td></tr></table>		MIN	PTS	REB	APG	FG%	3FG%	FT%	2019-20	37.5	13.0	2.0	2.0	.394	.412	.667	CAREER	13.4	4.0	0.6	0.9	.364	.438	.647
	MIN	PTS	REB	APG	FG%	3FG%	FT%																				
2019-20	37.5	13.0	2.0	2.0	.394	.412	.667																				
CAREER	13.4	4.0	0.6	0.9	.364	.438	.647																				
	11	Jordan Miller <ul style="list-style-type: none">• Career-high 25 pts (10-18 FG, 3-5 3pt FG), 5 reb, 2 blk, 2 stl vs. LIU• Took 5.5 shots/game in first 2 games of 2019-20 (took 18 vs. LIU)• 10+ points in nine of final 12 contests of 2018-19	G • 6-6 • 189 • So. • Middleburg, Va. • Loudoun Valley <table><tr><th></th><th>MIN</th><th>PTS</th><th>REB</th><th>APG</th><th>FG%</th><th>3FG%</th><th>FT%</th></tr><tr><td>2019-20</td><td>30.4</td><td>14.0</td><td>3.3</td><td>1.0</td><td>.586</td><td>.600</td><td>.625</td></tr><tr><td>CAREER</td><td>29.7</td><td>11.0</td><td>6.5</td><td>0.8</td><td>.607</td><td>.391</td><td>.618</td></tr></table>		MIN	PTS	REB	APG	FG%	3FG%	FT%	2019-20	30.4	14.0	3.3	1.0	.586	.600	.625	CAREER	29.7	11.0	6.5	0.8	.607	.391	.618
	MIN	PTS	REB	APG	FG%	3FG%	FT%																				
2019-20	30.4	14.0	3.3	1.0	.586	.600	.625																				
CAREER	29.7	11.0	6.5	0.8	.607	.391	.618																				
	12	AJ Wilson <ul style="list-style-type: none">• Leading Mason in rebounding (7.0 rpg) and blocks (4.3 bpg)• 1st in the A-10, 8th in the nation in blocks/game• 15 points, 11 rebounds (9 offensive), 5 blocks vs. Navy	F • 6-7 • 210 • R-Jr. • Laurel, Md. • Elev8 Prep Academy <table><tr><th></th><th>MIN</th><th>PTS</th><th>REB</th><th>BPG</th><th>FG%</th><th>3FG%</th><th>FT%</th></tr><tr><td>2019-20</td><td>25.6</td><td>12.0</td><td>7.0</td><td>4.3</td><td>.533</td><td>.000</td><td>.500</td></tr><tr><td>CAREER</td><td>11.9</td><td>4.1</td><td>3.0</td><td>1.3</td><td>.500</td><td>.235</td><td>.561</td></tr></table>		MIN	PTS	REB	BPG	FG%	3FG%	FT%	2019-20	25.6	12.0	7.0	4.3	.533	.000	.500	CAREER	11.9	4.1	3.0	1.3	.500	.235	.561
	MIN	PTS	REB	BPG	FG%	3FG%	FT%																				
2019-20	25.6	12.0	7.0	4.3	.533	.000	.500																				
CAREER	11.9	4.1	3.0	1.3	.500	.235	.561																				
	13	Josh Oduro <ul style="list-style-type: none">• 10 points (4-7 FG), four rebounds, two blocks in 16 min vs. Longwood• Second Team All-Conference as a senior at Paul VI in Fairfax• Led Paul VI to VISAA State Title & No. 14 national ranking (USA Today)	F • 6-9 • 237 • Fr. • Gainesville, Va. • Paul VI <table><tr><th></th><th>MIN</th><th>PTS</th><th>REB</th><th>APG</th><th>FG%</th><th>3FG%</th><th>FT%</th></tr><tr><td>2019-20</td><td>11.1</td><td>4.0</td><td>3.0</td><td>0.3</td><td>.417</td><td>.000</td><td>.667</td></tr><tr><td>CAREER</td><td>11.1</td><td>4.0</td><td>3.0</td><td>0.3</td><td>.417</td><td>.000</td><td>.667</td></tr></table>		MIN	PTS	REB	APG	FG%	3FG%	FT%	2019-20	11.1	4.0	3.0	0.3	.417	.000	.667	CAREER	11.1	4.0	3.0	0.3	.417	.000	.667
	MIN	PTS	REB	APG	FG%	3FG%	FT%																				
2019-20	11.1	4.0	3.0	0.3	.417	.000	.667																				
CAREER	11.1	4.0	3.0	0.3	.417	.000	.667																				
	20	Jason Douglas-Stanley <ul style="list-style-type: none">• Season-high 12 minutes vs. LIU (1 pt, 2 reb)• Saw action in 22 games as a freshman• Broke Ben Gordon's individual game scoring record at Mt. Vernon	G • 6-2 • 191 • So. • Mount Vernon, N.Y. • Mount Vernon <table><tr><th></th><th>MIN</th><th>PTS</th><th>REB</th><th>APG</th><th>FG%</th><th>3FG%</th><th>FT%</th></tr><tr><td>2019-20</td><td>6.3</td><td>--</td><td>0.7</td><td>--</td><td>.000</td><td>.000</td><td>.500</td></tr><tr><td>CAREER</td><td>8.7</td><td>1.8</td><td>0.5</td><td>0.2</td><td>.222</td><td>.245</td><td>.667</td></tr></table>		MIN	PTS	REB	APG	FG%	3FG%	FT%	2019-20	6.3	--	0.7	--	.000	.000	.500	CAREER	8.7	1.8	0.5	0.2	.222	.245	.667
	MIN	PTS	REB	APG	FG%	3FG%	FT%																				
2019-20	6.3	--	0.7	--	.000	.000	.500																				
CAREER	8.7	1.8	0.5	0.2	.222	.245	.667																				
	23	Javon Greene <ul style="list-style-type: none">• 12 points (4-5 FG), team-high eight rebounds vs. LIU• Leading Mason in assists/game (3.3), 3pt FG% (.444), 3pt FG made (8)• 10+ points in all three games of 2019-20	G • 6-2 • 190 • Jr. • McDonough, Ga. • Henry County <table><tr><th></th><th>MIN</th><th>PTS</th><th>REB</th><th>APG</th><th>FG%</th><th>3FG%</th><th>FT%</th></tr><tr><td>2019-20</td><td>28.5</td><td>13.7</td><td>6.3</td><td>3.3</td><td>.500</td><td>.444</td><td>.833</td></tr><tr><td>CAREER</td><td>23.2</td><td>7.2</td><td>3.9</td><td>1.2</td><td>.416</td><td>.292</td><td>.822</td></tr></table>		MIN	PTS	REB	APG	FG%	3FG%	FT%	2019-20	28.5	13.7	6.3	3.3	.500	.444	.833	CAREER	23.2	7.2	3.9	1.2	.416	.292	.822
	MIN	PTS	REB	APG	FG%	3FG%	FT%																				
2019-20	28.5	13.7	6.3	3.3	.500	.444	.833																				
CAREER	23.2	7.2	3.9	1.2	.416	.292	.822																				
	32	Ian Boyd <ul style="list-style-type: none">• Will miss the entire 2018-19 campaign to recover from wrist surgery• Shot just 16.7% from 3pt range (.167) after sustaining injury in 2018-19• Hit back-to-back-to-back buzzer beaters in 2017-18	G • 6-4 • 215 • Sr. • Apex, N.C. • Apex <table><tr><th></th><th>MIN</th><th>PTS</th><th>REB</th><th>APG</th><th>FG%</th><th>3FG%</th><th>FT%</th></tr><tr><td>2018-19</td><td>16.2</td><td>5.2</td><td>2.1</td><td>0.7</td><td>.445</td><td>.338</td><td>.636</td></tr><tr><td>CAREER</td><td>20.1</td><td>6.3</td><td>3.0</td><td>0.9</td><td>.408</td><td>.299</td><td>.720</td></tr></table>		MIN	PTS	REB	APG	FG%	3FG%	FT%	2018-19	16.2	5.2	2.1	0.7	.445	.338	.636	CAREER	20.1	6.3	3.0	0.9	.408	.299	.720
	MIN	PTS	REB	APG	FG%	3FG%	FT%																				
2018-19	16.2	5.2	2.1	0.7	.445	.338	.636																				
CAREER	20.1	6.3	3.0	0.9	.408	.299	.720																				
	33	Greg Calixte <ul style="list-style-type: none">• Started first three games at the '5' for Mason (15.4 mpg)• Has made 6-of-7 FG attempts (.857) to begin the season• Five points (2-2 FG), three rebounds, season-high two assists vs. LIU	F • 6-8 • 227 • Jr. • Mount Vernon, N.Y. • Mount Vernon <table><tr><th></th><th>MIN</th><th>PTS</th><th>REB</th><th>APG</th><th>FG%</th><th>BPG</th><th>FT%</th></tr><tr><td>2019-20</td><td>15.4</td><td>4.3</td><td>2.7</td><td>1.0</td><td>.857</td><td>--</td><td>.500</td></tr><tr><td>CAREER</td><td>16.6</td><td>4.7</td><td>3.8</td><td>0.3</td><td>.618</td><td>0.4</td><td>.414</td></tr></table>		MIN	PTS	REB	APG	FG%	BPG	FT%	2019-20	15.4	4.3	2.7	1.0	.857	--	.500	CAREER	16.6	4.7	3.8	0.3	.618	0.4	.414
	MIN	PTS	REB	APG	FG%	BPG	FT%																				
2019-20	15.4	4.3	2.7	1.0	.857	--	.500																				
CAREER	16.6	4.7	3.8	0.3	.618	0.4	.414																				
			<table><tr><th></th><th>MIN</th><th>PTS</th><th>REB</th><th>APG</th><th>FG%</th><th>BPG</th><th>FT%</th></tr><tr><td>2019-20</td><td>--</td><td>--</td><td>--</td><td>--</td><td>--</td><td>--</td><td>--</td></tr><tr><td>CAREER</td><td>--</td><td>--</td><td>--</td><td>--</td><td>--</td><td>--</td><td>--</td></tr></table>		MIN	PTS	REB	APG	FG%	BPG	FT%	2019-20	--	--	--	--	--	--	--	CAREER	--	--	--	--	--	--	--
	MIN	PTS	REB	APG	FG%	BPG	FT%																				
2019-20	--	--	--	--	--	--	--																				
CAREER	--	--	--	--	--	--	--																				



MASON BASKETBALL

2019-20 Men's Basketball Game Notes

Last Time - Mason 80, LIU 74
EagleBank Arena - Fairfax, Va. | November 13, 2019

FAIRFAX, Va. - The George Mason University men's basketball team improved to 3-0 on the young season with a gutty 80-74 triumph over Long Island University Wednesday night inside EagleBank Arena.

The Patriots battled an LIU team which ranks top-50 in the nation in tempo. The Sharks pushed the pace after nearly every made Mason basket and tallied 14 fast break points, which kept the Northeast Conference favorites within striking distance for much of the contest.

In the end, Mason withstood the onslaught and used a 53.3 percent shooting effort (16-30) in the second half to secure the victory.

The Patriots had just 10 turnovers against LIU's funky triangle-and-two defense and forced 15 LIU miscues which led to 16 Mason points.

Mason shot 46.3 percent overall for the game and had a solid night (13-17, .765) at the free throw line.

Official Basketball Box Score - Final												Game Time: 7:00		
LIU vs George Mason												Game Duration:		
11/13/19 EagleBank Arena, Fairfax														
- 74 • 9-3														
#	Player	Total	3-Pr	FT-FTA	Rebounds	PF	TP	A	TO	Blk	Stl	Mn		
		pts	pts	pts	off	def								
24	Tyrn Flowers	5-10	1-5	2-3	2	12	14	3	13	3	0	36.32		
0	Virshon Cotton	5-11	1-4	0-0	0	2	2	3	11	4	2	34.16		
1	Julian Balts	1-6	0-4	0-0	1	3	4	2	2	1	2	31.00		
13	Jashawn Agosto	5-8	0-1	4-4	1	2	3	2	14	0	2	25.05		
23	Raquan Clark	10-18	1-2	5-9	2	4	6	3	26	1	4	38.17		
10	Jermaine Jackson Jr.	3-10	2-5	0-0	1	1	2	0	8	1	0	21.55		
4	Jack Ballantine	0-0	0-0	0-2	1	1	2	0	0	0	1	05.11		
30	Ashlyn Bradley	0-0	0-0	0-0	0	0	0	2	0	0	0	02.35		
Team		4	1	5										
Totals		29-63	5-21	11-18	12	26	38	16	74	10	15	4	6	200.00
FG %		1st: 13-29	44.8%	2nd: 16-34	47.1%	Game: 29-63		46.0%						Double
3PT %		1st: 2-7	28.6%	2nd: 3-4	75.0%	Game: 5-21		23.8%						Rebounds
FT %		1st: 8-9	88.9%	2nd: 3-3	100.0%	Game: 11-18		61.1%						2-9
George Mason - 80 • 3-0														
#	Player	Total	3-Pr	FT-FTA	Rebounds	PF	TP	A	TO	Blk	Stl	Mn		
		pts	pts	pts	off	def								
12	AJ Wilson	5-8	0-0	0-0	1	6	7	2	10	1	3	3	22.04	
33	Greg Calixte	2-2	0-0	1-2	0	2	3	3	5	2	0	13.05		
10	Jamal Hartwell II	5-10	1-3	1-1	1	0	0	0	2	8	3	0	13.05	
11	Jordan Miller	10-18	3-5	2-2	3	2	5	0	25	0	3	2	34.19	
23	Javon Greene	4-5	1-2	3-4	0	8	8	4	12	2	1	21.55		
0	Goanar Mar	2-9	0-4	0-0	2	2	4	1	2	0	0	1	06.26	
2	Xavier Johnson	4-11	0-3	5-6	2	3	5	0	13	2	1	0	24.27	
13	Josh Oduru	1-2	0-0	0-1	1	1	2	2	2	0	0	1	06.12	
20	Jason Douglas-Stanley	0-2	0-1	1-2	0	2	2	1	1	0	1	0	11.55	
Team		2	1	3										
Totals		31-67	5-18	13-17	12	27	39	16	80	11	10	7	7	200.00
FG %		1st: 15-37	40.5%	2nd: 16-30	53.3%	Game: 31-67		46.3%						Double
3PT %		1st: 2-11	18.2%	2nd: 3-7	42.9%	Game: 5-18		27.8%						Rebounds
FT %		1st: 4-7	57.1%	2nd: 5-10	50.0%	Game: 13-17		76.5%						2-0
Officials: Steve Mullins, Rick Crawford, Anthony Jordan														
Technical Fouls: LIU - R-Clark, George Mason - NONE														
Remission: 20:02														
Score by periods														
		1st	2nd	Total										
LIU		36	38	74										
George Mason		36	44	80										
Last FG - LIU 2nd 6:09, MASON 2nd 0:13														
Largest Lead - LIU by 2 1st - 19:29, MASON by 8 2nd - 4:06														
3-Point % - LIU 30.0%, MASON 27.8%														
Game was tied for 10:06														
Score tied - 9 times														
Lead changed - 7 times														

HISTORY vs. JAMES MADISON (Last 10)

All-Time Series: Mason trails, 48-50 (.490)

Date	Site	Result
12/7/18	Fairfax, Va.	W, 66-53
11/29/17	Harrisonburg, Va.	W, 76-72
11/26/16	Fairfax, Va.	W, 80-77 (OT)
12/12/15	Harrisonburg, Va.	L, 46-69
2/2/13	Harrisonburg, Va.	W, 74-63
1/15/13	Fairfax, Va.	W, 68-57
1/28/12	Fairfax, Va.	W, 89-79
1/14/12	Harrisonburg, Va.	W, 89-83
2/12/11	Fairfax, Va.	W, 82-68
1/22/11	Harrisonburg, Va.	W, 75-73

TALE OF THE TAPE - GEORGE MASON vs. JMU

MASON	CATEGORY	JMU
74.7	POINTS PER GAME	69.7
64.7	OPP. POINTS PER GAME	62.3
.470	FIELD GOAL PERCENTAGE	.411
.399	OPP. FIELD GOAL PERCENTAGE	.341
.333	THREE-POINT FIELD GOAL PERCENTAGE	.287
.264	OPP. THREE-POINT FIELD GOAL PERCENTAGE	.202
.647	FREE THROW PERCENTAGE	.510
13.7	ASSISTS PER GAME	13.0
+0.7	REBOUNDING MARGIN	+1.3
+1.3	TURNOVER MARGIN	-1.3

SATURDAY'S MATCHUP

MEDIA COVERAGE

Saturday's game will be broadcast on MASN, featuring commentary from Bill Rohland and Craig Esherrick. In addition, Steve Kolbe will call the game on the GoMason Digital Network. Pregame coverage will begin at 6:45 p.m.

HISTORY vs. JMU

The Patriots hold a 48-50 (.490) all-time record vs. the Dukes. James Madison is Mason's most common opponent over the program's 54-year history, as Saturday will mark the 99th meeting. Mason is 26-19 vs. JMU in Fairfax, 18-27 in Harrisonburg and 4-4 on neutral courts vs. the Dukes. The Patriots have won 22 of the past 24 games between the schools. In the most recent matchup, Mason won 66-53 in Fairfax on Dec. 7, 2018, behind 21 points from Otis Livingston II and a double-double (16 pts, 11 reb) from Justin Kier. Kier is from Grottoes, Va., just minutes from downtown Harrisonburg and the JMU campus. Two seasons ago, Mason completed an improbable comeback to defeat the Dukes on Nov. 29, 2017 in Harrisonburg. The Patriots overcame a four-point deficit with seven seconds to play to take a 76-72 victory. That finish included four clutch free throws during one-and-one opportunities by then freshman Goanar Mar.

A LOOK AT THE DUKES (2-1, 0-0 CAA)

James Madison was picked to finish fourth in the 2019-20 CAA preseason poll and received four first-place votes. JMU has captured home wins over Charlotte (79-74) and Div. III Shenandoah (96-48), and dropped a 65-34 contest to No. 11 Virginia on Nov. 10 in Charlottesville. The Dukes have held opponents to 34.1 percent shooting and a paltry 20.2 percent from 3-point range over the first two games of the season. JMU is led by preseason All-CAA First Team selection Matt Lewis, who paces the Dukes in scoring (14.4 ppg), rebounding (10.0 rpg) and assists (3.7 apg). Four Dukes average double figure scoring totals, including Zach Jacobs (11.7 ppg), Michael Christmas (10.3 ppg) and Deshon Parker (10.0 ppg).

HISTORY vs. IN-STATE DIV. I OPPONENTS

Saturday's game marks the 395th all-time game for Mason against an in-state, Div. I foe. The Patriots are 184-210 (.467) vs. Commonwealth opponents over the past 53 seasons. Harkening back to its CAA history, Mason's most common in-state opponents are James Madison (48-50), William & Mary (40-28), Richmond (25-37), VCU (20-41) and Old Dominion (21-36). This season, Mason will host the Dukes and play home-and-homes with A-10 Virginia schools Richmond and VCU. Mason already defeated Longwood 76-65 on November 8.

UP NEXT

Mason plays the final game in its season-opening homestand Tuesday when the Patriots battle Loyola (Md.). Tip-off against the Greyhounds is scheduled for 7 p.m.



MASON BASKETBALL

2019-20 Men's Basketball Game Notes

JAVON GREENE IMPROVEMENT YEAR-BY-YEAR

Year	PPG	RPG	APG	FG%	3pt%
2017-18	4.5	2.8	0.9	.354	.238
2018-19	9.4	4.9	1.2	.446	.307
2019-20	13.7	6.3	3.3	.500	.444

ATLANTIC 10 PRESEASON POLL

School (First-Place Votes)	Points
1. VCU (19)	381
2. Davidson (8)	359
3. Dayton (1)	341
4. Rhode Island	283
5. St. Bonaventure	280
6. Richmond	248
7. Saint Louis	225
8. Duquesne	196
9. George Mason	185
10. La Salle	133
11. Massachusetts	103
12. George Washington	93
13. Saint Joseph's	65
14. Fordham	48

2019-20 ATLANTIC 10 STANDINGS

(Through 11/14)	- Conf. -	- Overall -
George Mason	0-0 .000	3-0 1.000
Massachusetts	0-0 .000	3-0 1.000
Saint Louis	0-0 .000	3-0 1.000
VCU	0-0 .000	3-0 1.000
Duquesne	0-0 .000	2-0 1.000
Fordham	0-0 .000	2-0 1.000
Richmond	0-0 .000	2-0 1.000
Dayton	0-0 .000	1-0 .000
Saint Joseph's	0-0 .000	2-1 .667
La Salle	0-0 .000	1-1 .500
Rhode Island	0-0 .000	1-1 .500
George Washington	0-0 .000	1-2 .333
Davidson	0-0 .000	0-2 .000
St. Bonaventure	0-0 .000	0-3 .000

PRESEASON vs. POSTSEASON A-10 UNDER PAULSEN

Year	Preseason Poll	Finish	Diff (+/-)
2019-20	9th	?	?
2018-19	4th	5th	-1
2017-18	10th	5th	+5
2016-17	12th	7th	+5
2015-16	13th	12th	+1

PRESEASON ALL-ATLANTIC 10 SECOND TEAM

Name	Year	School
Grant Golden	Jr.	Richmond
Jeff Dowtin	Sr.	Rhode Island
Hasahn French	Jr.	Saint Louis
Kyle Lofton	So.	St. Bonaventure
Justin Kier	Jr.	George Mason
Jalen Crutcher	Jr.	Dayton

MASON SIGNS THREE FOR 2020-21

George Mason has signed three players in its 2020 class. That group includes forward Malik Henry (Longview, Texas), guard Tyler Kolek (Cumberland, R.I.) and guard Ronald Polite (Oxon Hill, Md.). Henry is a 3-star recruit and the No. 39 power forward in the nation according to Rivals.com. Kolek was named the 2019 Rhode Island Gatorade Player of the Year, while Polite is ranked as a top-10 rising senior in the DC/Maryland area.

OTIS OUT, HARTWELL II/JOHNSON IN

The opener vs. Navy marked the first time since Nov. 13, 2016, that Otis Livingston II did not start for Mason at point guard. Livingston II played all 132 games of head coach Dave Paulsen's first four seasons in Fairfax and left Mason second all-time in assists (493), fourth in scoring (1,865 pts) and first in free throw percentage (.859).

Mason has replaced Livingston II with a two-headed attack of speed and power. On the speed side, sophomore Jamal Hartwell II gets the starting nod. He's averaging 13.0 ppg while shooting 41.2 percent from 3-point range. He's committed just one turnover in 113 minutes on the court. On the power side, freshman Xavier Johnson posted a game-high 15 points (5-7 FG) in the opener vs. Navy and scored 11 of his 13 points in the final six minutes during a win over LIU. He's playing 26.7 minutes per game. Hartwell II and Johnson also have been playing together for stretches so far this season.

WILSON READY FOR BIGGER ROLE IN MASON LINEUP

Redshirt-junior AJ Wilson has dazzled Mason fans with acrobatic dunks and huge blocks during his first two seasons in Fairfax while averaging 11.2 minutes per game. In 2019-20, Wilson will look to impact Mason with a stronger all-around presence after an outstanding summer and fall of work. The Laurel, Md., product broke out for the Patriots with 15 points, 11 rebounds and five blocks in 30 minutes vs. Navy and followed that up with 10+ point efforts in the next two games. He has tallied eight dunks through three games and is currently seventh in the nation in block rate. He leads the A-10 in blocks/game (4.3) and is eighth nationally in the category.

X GON GIVE IT TO YA

Freshman guard Xavier Johnson tallied 15 points (5-7 FG), four assists and two steals in 30 minutes vs. Navy. That 15-point effort marked the highest scoring total in a Mason freshman debut since George Evans had 15 vs. Howard in November 1997. He followed that up with a clutch performance vs. LIU, where he drove to the basket at will while scoring 11 of his 13 points in the final six minutes of action. He's averaging 11.3 ppg and shooting 52.2 percent from the floor.

NEW D, WHO DIS?

Head coach Dave Paulsen has unveiled a new full-court pressure defense in 2019-20, and the results have been impressive to date. Through three games, Mason opponents are averaging 14 turnovers per game. The pressure defense also is forcing opponents to enter their halfcourt offense later in the shot clock. As a result, those three opponents have combined to shoot 39.9 percent (75-188) from the floor and 26.4 percent (19-72) from 3.

ACTIVATING SUCCESS IN THE ATLANTIC 10

Over the last three seasons, George Mason has become one of the most consistent programs in the A-10. The Patriots are one of just four programs to post a league record of .500 or better in each of the past three campaigns. The other programs are Rhode Island, St. Bonaventure and VCU. Mason has averaged 9.7 A-10 wins over the

What to Watch, Career/Season Milestones

Mason All-Time Scoring List

1. Carlos Yates (1981-85)	2,420
2. Kenny Sanders (1985-89)	2,177
3. George Evans (1997-01)	1,953
4. Otis Livingston II (2015-19)	1,865
5. Robert Dykes (1987-91)	1,642
...	
31. Tony Skinn (2003-06)	1,079
32. Jesse Young (1999-03)	1,073
33. Bryon Allen (2010-14)	1,048
34. Andy Bolden (1980-84)	1,043
35. Justin Kier (2016-)	1,034
36. Byron Tucker (1989-92)	1,020

Mason All-Time Free Throw Percentage List

1. Otis Livingston II (2015-19)	.859 (420-489)
2. Javon Greene (2018-19)	.822 (106-129)
3. Bert Readyhough (1966-70)	.816 (111-136)
4. John Wiley (1972-74)	.810 (150-185)
5. Curtis McCants (1993-96)	.803 (351-437)

Mason All-Time Rebounds List

1. Jim Nowers (1972-76)	1,048
2. Kenny Sanders (1985-89)	1,026
3. Will Thomas (2004-08)	.993
4. George Evans (1997-01)	.953
5. Robert Dykes (1987-91)	.925
...	
20. Carlos Yates (1981-85)	.520
21. Cam Long (2007-11)	.518
22. Justin Kier (2016-)	.516
23. Jon Larranaga (1999-03)	.503

Mason All-Time Blocks Average

1. George Evans (1997-01)	1.8
2. Andre Gaddy (1977-80, 1982)	1.8
3. Keith Lewis (1977-79)	1.6
4. Byron Tucker (1989-92)	1.5
5. Mike Morrison (2008-12)	1.4
6. Erik Copes (2011-14)	1.4
7. AJ Wilson (2016-)	1.3
8. Tracy Battle (1985-87)	1.2
9. Henri Abrams (1986-91)	1.1
10. Rob Rose (1982-86)	0.9



MASON BASKETBALL

2019-20 Men's Basketball Game Notes

MISCELLANEOUS STATS

DOUBLE-FIGURE SCORING GAMES	Season	Career
Justin Kier	--	47
Ian Boyd	--	24
Javon Greene	3	21
Goanar Mar	--	21
AJ Wilson	3	11
Jordan Miller	1	11
Greg Calixte	--	6
Jamal Hartwell II	2	4
Xavier Johnson	2	2
Josh Odoro	1	1

20-POINT GAMES	Season	Career
Justin Kier	--	9
Goanar Mar	--	2
Jordan Miller	1	1
Javon Greene	--	1

DOUBLE-DOUBLES	Season	Career
Justin Kier	--	8
AJ Wilson	1	3
Jordan Miller	--	3
Javon Greene	--	1
Goanar Mar	--	1

DOUBLE-FIGURE REBOUNDING GAMES	Season	Career
Justin Kier	--	10
Jordan Miller	--	4
AJ Wilson	1	3
Javon Greene	--	2
Goanar Mar	--	1
Greg Calixte	--	1

8+ ASSIST GAMES	Season	Career
Justin Kier	--	--

GAMES LED THE TEAM IN SCORING	Season	Career
Justin Kier	--	17
Jordan Miller	1	4
Goanar Mar	--	4
Javon Greene	--	4
Jamal Hartwell II	1	3
AJ Wilson	1	2
Xavier Johnson	1	1
Ian Boyd	--	1

GAMES LED THE TEAM IN REBOUNDING	Season	Career
Justin Kier	--	18
Jordan Miller	--	9
Greg Calixte	--	8
Goanar Mar	--	6
Javon Greene	2	5
AJ Wilson	1	5
Ian Boyd	--	3

GAMES LED THE TEAM IN ASSISTS	Season	Career
Justin Kier	--	19
Javon Greene	2	5
Ian Boyd	--	4
Goanar Mar	--	3
Jamal Hartwell II	1	1
Bahaide Haidara	1	1

past three seasons. The Patriots averaged 4.3 conference victories over their first three seasons in the league.

IT'S MILLER TIME!

Sophomore guard Jordan Miller returns to the Mason lineup after a stellar back-half of his freshman season. Initially expected to redshirt the 2018-19 campaign, Miller worked his way into the Patriot lineup after injuries challenged Mason's depth. The Middleburg, Va., product responded admirably, scoring 10+ points in nine of the final 12 games of the season. The ball hawk led Mason in offensive rebounds (64) despite playing just half the season. He tallied three double-doubles on the year, including a 14-point, 13-rebound effort at VCU on Feb. 2. After posting nine and eight point efforts over the first two games of 2019-20, Miller exploded for a career-high 25 against LIU.

INJURY BUG BITES PATRIOTS EARLY

Mason will be without a senior for at least the first few weeks of the season as Justin Kier recovers from a stress fracture in his right foot. In addition, senior guard Ian Boyd is out for the season after having a surgical procedure on his right wrist. The two seniors have combined for 1,632 points, 799 rebounds and 280 assists over their three seasons in a Mason uniform. In addition, freshman Bahaide Haidara is out 4-6 weeks as he recovers from a left wrist sprain. The bad injury luck carries over from last season, as Mason players missed a combined 48 games due to injury.

KIER CONTINUES TO SERVE AS MASON'S SWISS ARMY KNIFE

Last season, Justin Kier emerged as one of the premier all-around players in the Atlantic 10. He was one of just 14 players nationally who averaged 14+ points, 6.5+ rebounds, 2.5+ assists and 1.5+ steals per game. In conference play, he led the Patriots in scoring (14.2 ppg) and rebounding (7.6 rpg, 7th in A-10) and was second in 3-point field goal percentage (.383), assists per game (2.8) and steals per game (1.2). His 1.6 steals/game overall was seventh-best in the A-10, while his .371 3pt FG% ranked fifth. Kier tallied a team-high seven double-doubles on the year and earned A-10 Player of the Week accolades on Jan. 14 and Jan. 21.

PLAYER DEVELOPMENT KEY PILLAR OF MASON PROGRAM

Head coach Dave Paulsen takes pride in his program's focus on developing players and the proof can be found in the Atlantic 10's postseason awards haul. The Mason roster has featured the A-10's Chris Daniels Most Improved Player in two of the past three seasons. Marquise Moore captured the honor in 2017, while Justin Kier won the award as a junior in 2019.

GREENE MADE MAJOR STRIDES IN SOPHOMORE SEASON

Javon Greene took a huge step forward during his sophomore campaign in 2018-19. After scoring in double figures five times in 33 games during his freshman campaign, Greene surpassed that number with 13 10+ point efforts in 2018-19. He shot 44.6 percent for the year (up from 35.4% in 2017-18) and grabbed 4.9 rebounds per contest. He emerged as one of the team's top perimeter defenders on the other end of the floor and became nearly automatic from the free throw line, where he led the A-10 in FT percentage (.905). So far as a junior, Greene is averaging an improved 13.7 points, 6.3 rebounds and 3.3 assists while shooting 44.4 percent from 3-point territory.

FRESH FACES ON STAFF

Prior to this season, head coach Dave Paulsen had enjoyed consistency on his staff for more than a decade of his coaching career. Departed Mason assistant coaches Dane Fischer (13 seasons)

2019-20 MASON BY THE NUMBERS

OVERALL

Leading at the half	1-0
Trailing at half	1-0
Tied at the half	1-0
Playing overtime	1-0
Shooting 50 percent or better from the field	1-0
Shooting between 40-50 percent	2-0
Shooting less than 40 percent	0-0
Opponent shoots 50 percent or better	0-0
Opponent shoots between 40-50 percent	1-0
Opponent shoots less than 40 percent	2-0

Mason outrebounds the opposition	2-0
Opponent outrebounds Mason	1-0
Teams are tied in rebounds	0-0
Mason shoots 70 percent or better on FT	1-0
Mason makes 7-or-more 3-pointers	1-0
Opponent makes 7-or-more 3-pointers	1-0
Mason has fewer than 15 turnovers	3-0
Mason has fewer turnovers than opposition	2-0
Mason has more turnovers than opposition	1-0
Turnovers are tied	0-0

Playing in Eaglebank Arena	3-0
Playing on the road	0-0
Playing on a neutral floor	0-0

Game is decided by 1-5 points	0-0
Game is decided by 6-9 points	1-0
Game is decided by 10-14 points	2-0
Game is decided by 15+ points	0-0

Mason led with 5:00 to go	3-0
Mason trailed with 5:00 to go	0-0

Mason scored 70+ points	2-0
Mason scored under 70	1-0

Playing at night	3-0
Playing in the afternoon/morning	0-0

One player in double figures	0-0
Two players in double figures	0-0
Three players in double figures	0-0
Four or more players in double figures	3-0
All five starters in double figures	0-0
No players with double figures	0-0

In November	3-0
In December	0-0
In January	0-0
In February	0-0
In March	0-0

On Sunday	0-0
On Monday	0-0
On Tuesday	1-0
On Wednesday	1-0
On Thursday	0-0
On Friday	1-0
On Saturday	0-0



MASON BASKETBALL

2019-20 Men's Basketball Game Notes

MASON ALL-TIME ATLANTIC 10 RECORD

Year	Overall (A-10)	Finish	Postseason
2019-20	3-0 (0-0)	--	--
2018-19	18-15 (11-7)	5th	A-10 Second Round
2017-18	16-17 (9-9)	5th	A-10 Second Round
2016-17	20-14 (9-9)	4-7th	CBI First Round
2015-16	11-21 (5-13)	12th	A-10 1st Round
2014-15	9-22 (4-14)	13th	A-10 1st Round
2013-14	11-20 (4-12)	13th	A-10 1st Round

MASON FRESHMAN AVERAGES (Since 1996)

No.	Name	Year	Gms	Pts	Avg
1.	George Evans	1997-98	27	361	13.4
2.	Otis Livingston II	2015-16	32	381	11.9
3.	Xavier Johnson	2019-20	3	34	11.3
4.	Goanar Mar	2017-18	33	360	10.9
5.	Jordan Miller	2018-19	17	177	10.4
6.	Lamar Butler	2011-02	29	302	10.4
7.	Jaire Grayer	2015-16	32	303	9.5
8.	Isaiah Jackson	2014-15	31	270	8.7
9.	Luke Hancock	2009-10	32	245	7.7
10.	John Vaughan	2004-05	29	217	7.5

and Aaron Kelly (12 seasons) combined to serve 25 years on his staff. This spring, Fischer became the head coach at William & Mary while Kelly took the head job at his alma mater, Catholic University. As a result, new assistant coach Pete Hutchins joins the staff, after having served as an assistant at Dartmouth and as head coach of the the New Hampton School in New Hampshire.

In addition, former graduate manager Tyler Jorns has been promoted to director of scouting and analytics, while Mason welcomes new director of operations Zack Curran and graduate manager Alex Bates to the staff. Duane Simpkins returns for his fifth season as an assistant coach, while Mason graduate manager Bryson Johnson is in his fourth season on the coaching staff. Johnson played for Paulsen for four seasons at Bucknell and is currently a graduate manager pursuing his doctorate.



MASON BASKETBALL

2019-20 Men's Basketball Game Notes

GENERAL INFORMATION

Location: Fairfax, VA 22030-4444
Enrollment: 37,316 (26,192 Undergraduate)
Founded: 1957 (University Status, 1972)
Nickname / Colors: Patriots / Green and Gold
Affiliation: NCAA Division I
Conference: Atlantic 10 Conference
President: Anne Holton
Athletic Director: Brad Edwards
Arena (Capacity): EagleBank Arena (7,860)
Press Row Phone: 703-993-3044
Athletic Website: GoMason.com

HISTORY

First Year of Basketball: 1966
All-time Record (1966-2019/53 seasons): 792-763 (.509)
Division I Record (1979-2019/40 seasons): 667-573 (.538)
All-time Atlantic 10 Record (2013-pres./5 yrs): 42-64 (.396)
All-time CAA Record (1985-2013/28 yrs): 278-184 (.602)
CAA Champions: 1989, 1999, 2001, 2008
NCAA Tournament Record: 5-6
Appearances/years Six/1989, 1999, 2001, 2006, 2008, 2011
Last NCAA appearance 2011
(lost to Ohio State, 66-98, East Regional Third Round - Cleveland)
Last NCAA win 2011
(beat Villanova, 61-57, East Regional Second Round - Cleveland)
NIT Record: 3-4
Appearances/years Four/1986, 2002, 2004, 2009
Last NIT appearance 2009
(lost at Penn State (2009 NIT Champions), 77-73, OT)
CBI Record: 4-3
Appearances/years Two/2013, 2017
20-Win Seasons: 13
(21-7 in 1983-84, 20-12 in 1985-86, 20-10 in 1987-88, 20-11 in 1988-89, 20-12 in 1989-90, 23-10 in 2003-04, 27-8 in 2005-06, 23-11 in 2007-08, 22-11 in 2008-09, 27-7 in 2010-11, 24-9 in 2011-12, 22-16 in 2012-13, 20-14 in 2016-17)
Record Crowds: **Home:** 9,840, eight times, last vs. Virginia (11/9/12)
Away: 19,891 (at North Carolina, 12/7/03)
Neutral: 43,822 (vs. Florida at RCA Dome, 4/1/06)

TEAM INFORMATION

	Total	Home	Away	Neutral
2018-19 Overall Record:	18-15	11-6	6-6	1-3
2018-19 Conference Record:	11-7	6-3	5-4	0-0
Conference Finish	5th (reg. season)			
A-10 Tournament	Lost to SBU in 2nd Rd			
Postseason	None			
Starters returning/lost:	3/2			
Letterwinners returning/lost:	10/6			
Newcomers:	5			

BASKETBALL STAFF

Head Coach: Dave Paulsen (Williams College '87)
Overall Record: 464-281 (26th season)
Record at Mason: 68-67 (fifth season)
Best Time/Day to Reach: Contact SID
Assistant Coaches: Duane Simpkins, Pete Hutchins
Director, Basketball Operations: Zack Curran
Director, Scouting & Analytics: Tyler Jorns
Graduate Managers: Bryson Johnson, Alex Bates
Administrative Assistant: Carolyn Marsh
Basketball Office Phone: (703) 993-3240
Strength & Conditioning Coach: Handy Handerahan
Trainer: Rebekah Schmidt

ATHLETIC COMMUNICATIONS

Asst. AD, Comm./MBB Contact: Mark LaFrance
Cell phone: (508) 577-7282
E-mail address: mlafran@gmu.edu
Director, Patriot Productions: Jeff O'Bier
E-mail address: jobier@gmu.edu
Facebook: facebook.com/MasonAthletics and MasonMBB
Twitter: @MasonMBB and @MasonAthletics
Instagram: @masonmbb

Returning Players (2018-19 Averages)

Name	PPG	RPG	APG	FG%	3FG%
Justin Kier*	14.5	6.5	2.6	.471	.371
Jordan Miller*	10.4	7.1	0.7	.612	.333
Javon Greene*	9.4	4.9	1.2	.446	.307
Ian Boyd	5.2	2.1	0.7	.445	.338
Greg Calixte	4.6	3.5	0.2	.611	--
AJ Wilson	3.7	2.6	0.1	.512	.000
Jamal Hartwell II	3.2	0.5	0.7	.354	.446
Goanar Mar	3.1	2.6	0.7	.284	.239
Jason Douglas-Stanley	2.0	0.5	0.2	.237	.255
Jack Tempchin^	0.3	0.1	0.0	.500	--

Letterwinners Lost (2018-19 Averages)

Otis Livingston II*	12.9	2.3	4.0	.390	.315
Jaire Grayer#	10.0	3.6	1.3	.412	.405
Jarred Reuter*	7.3	4.2	1.6	.467	.000

Newcomers

Name	P	Ht	Hometown/Prev School
Bahaïde Haïdara	6-6	G	Montréal, Canada/Dawson College
Xavier Johnson	6-1	G	Germantown, Md./Episcopal (Va.)
Chance Konnor^	6-11	F	Reston, Va./South Lakes
Mehki McCray^	6-1	G	Waldorf, Md./St. Charles
Josh Oduro	6-9	F	Gainesville, Va./Paul VI

* Denotes 2018-19 starter

Played in only seven games; Transferred to TCU for grad year

^ Denotes walk-on player



MASON BASKETBALL

2019-20 Men's Basketball Game Notes

THE LAST TIME...

THE TEAM...

Won in overtime 11/5/19, W vs. Navy, 68-55 (OT)
Lost in overtime 11/9/18, L vs. American, 75-78 (OT)
Played two overtimes 1/20/18, L at Duquesne, 95-89 (2OT)
Played a ranked team 11/12/17, L at No. 16 Louisville, 72-61
Defeated a ranked team 11/22/07, W vs. No. 18/20 Kansas State, 87-77 (Old Spice Classic)
Won at the buzzer 2/24/18, 78-76 W (OT) vs. Massachusetts
Lost at the buzzer 2/1/17, L at Saint Louis, 76-74 (2OT)
Won by 20-30 points 1/3/19, W vs. Saint Joseph's, 85-60 (25)
Won by 31-39 points 12/12/16, W vs. Longwood, 97-60 (37)
Won by 40+ points 1/03/08, W vs. UNC Wilmington, 101-60
Lost by 20-29 points 3/5/19, L at VCU, 71-36
Lost by 30+ points 3/5/19, L at VCU, 71-36
Scored 100+ points 1/03/08, W vs. UNC Wilmington, 101-60
Scored 90+ points 2/14/17, W vs. Richmond, 93-70
Scored fewer than 50 points 3/9/18, L vs. Saint Joseph's, 49-68
Scored fewer than 40 points 3/5/19, L at VCU, 71-36
Allowed fewer than 50 points 11/19/13, W vs. Saint Francis (Pa.), 58-46
Allowed fewer than 40 points 11/15/11, W vs. Monmouth, 71-39
Allowed 100+ points 3/16/10, L vs. Fairfield, 96-101
Shot over 60% from the field 2/28/15, W at Saint Louis, 78-50 (60.9%, 28-46)
Shot under 35% from the field 3/5/19, L at VCU, 71-36 (24.5%, 12-49)
Shot under 25% from the field 3/5/19, L at VCU, 71-36 (24.5%, 12-49)
Held opponent to less than 35% 1/3/19, W vs. Saint Joseph's, 85-60 (34.6%, 18-52)
Attempted 30+ free throws 2/13/19, W vs. Massachusetts (27-37, 73.0%)
Made 25 free throws 2/13/19, W vs. Massachusetts (27)
Made 10+ 3-point field goals 3/9/19, W at George Washington (11-22, .500)
Had 45+ rebounds 11/9/18, L vs. American (45)
Had under 25 rebounds 11/23/18, L vs. Cincinnati, 55-71 (20)
Had 20+ assists 12/1/18, W vs. William & Mary, 87-84 (22)
Made 15+ steals 12/18/03, W vs. McNeese State, 96-63 (19 steals)
Made 10+ steals 2/23/19, L vs. Duquesne (10)
Blocked 7+ shots 11/13/19, W vs. LIU (7 blocks)

THE TEAM...

Scored 30+ points 12/21/18, Otis Livingston II (30) vs. Navy
Scored 25+ points..... 11/13/19, Jordan Miller (25) vs. LIU
Scored 20+ points..... 11/13/19, Jordan Miller (25) vs. LIU
Made 5+ three-point baskets 2/27/19, Jamal Hartwell II (5) vs. Richmond
Made 6+ three-point baskets 2/14/18, Otis Livingston II (7) vs. Dayton
Made 10+ free throws..... 1/9/19, Justin Kier (13) vs. Davidson
Had 20+ rebounds 1/31/89, Kenny Sanders vs. American (22)
Had 15+ rebounds 1/20/18, Jaire Grayer at Duquesne (15)
Had 15+ assists 2/22/95, Curtis McCants vs. Richmond (15)*
Had 10+ assists..... 12/1/18, Otis Livingston II at William & Mary (10)
Had 8+ assists 3/9/19, Justin Kier at George Washington (9)
Had 6+ steals 12/7/18, Justin Kier (6) vs. James Madison
Had 5+ blocks 11/8/19, AJ Wilson vs. Longwood (5)
Had 7+ blocks 11/18/17, AJ Wilson vs. CSUN (8)
Posted a double-double..... 11/5/19, AJ Wilson vs. Navy (15 pts, 11 reb)
Posted a triple-double..... 12/10/16, Marquise Moore at Penn (17 pts, 16 reb, 10 ast)
Had two 20+ point scorers..... 11/13/18, Jaire Grayer (25), Justin Kier (20) vs. Georgia Southern
Had two 25+ point scorers..... 2/28/18, Otis Livingston II (26), Goanar Mar (26) at VCU
Had two double-doubles 11/9/18, Javon Greene (18 pts, 12 reb), Otis Livingston II (10 pts, 10 ast) vs. American

Bold indicates action happened in 2019-20 by active player; Only D1 Opponents; * - School record



MASON BASKETBALL

2019-20 Men's Basketball Game Notes



HEAD COACH DAVE PAULSEN

Fifth Season at Mason; 26th overall

Overall record: 464-281

Record at Mason: 68-67

Williams College '87

- Led Mason to a program-record 11 Atlantic 10 victories in 2018-19 and a school-best five A-10 road wins; A-10 Tournament win for third-straight year
- Guided the Patriots to their then-best ever A-10 finish (5th) in 2017-18; A-10 Tournament win for second-straight year
- In 2017-18, matched previous season's school record with nine A-10 victories
- In 2016-17, led Mason to its first 20-win season in four years and the first A-10 Tournament win in school history...The Patriots ranked as one of the top-20 most improved teams in the nation (+9 win increase from the 2015-16 season)
- Has mentored a pair of A-10 Most Improved Players in Marquise Moore ('17) and Justin Kier ('19)...Moore currently plays for the G League's Iowa Wolves
- Also instrumental in the development of Otis Livingston II, who was a two-time All-A-10 selection and is in the top-5 in school history in scoring and assists
- Mentored Shevon Thompson ('16) to a NBA Summer League mini-camp invite with the New Orleans Pelicans. Thompson has played for the Erie Bayhawks, Raptors 905 and Wisconsin Herd in the NBA G League
- Three-time Patriot League Coach of the Year at Bucknell (2015, 2012, 2011)
- Led the Bison to three straight regular season titles in the Patriot League
- Guided Bucknell to four postseason berths - two NCAA appearances and two NITs
- Won a 2012 NIT First Round game at Arizona behind a late 3-pointer from current Mason graduate manager Bryson Johnson
- Developed Mike Muscala into a two-time Patriot League Player of the Year, All-American and an NBA Draft selection; Currently plays for the Philadelphia 76ers
- Mentored six Academic All-Patriot League honorees, three Academic All-District II recognitions and one Academic All-American
- Led Williams College to 2003 Division III national championship
- Prior to Williams College, guided St. Lawrence to back-to-back NCAA Tournament appearances
- 2015 Skip Prosser Man of the Year Award Finalist

PAULSEN AS A HEAD COACH

Year	School	Record	Conf	Post-Season
1994-95	St. Lawrence	10-15	6-8	-
1995-96	St. Lawrence	18-9	8-4	NCAA Tournament
1996-97	St. Lawrence	22-4	11-1	UCAA Champions; NCAA Tournament
1997-98	Le Moyne	20-8	14-6	-
1998-99	Le Moyne	13-14	8-10	-
1999-00	Le Moyne	9-17	2-16	-
2000-01	Williams	21-7	6-3	ECAC New England Champions
2001-02	Williams	22-6	7-2	NCAA Tournament
2002-03	Williams	31-1	8-1	NCAA Champions; National Coach of the Year
2003-04	Williams	30-2	9-0	NCAA Runner-Up; National Coach of the Year
2004-05	Williams	16-9	4-5	-
2005-06	Williams	17-8	5-4	-
2006-07	Williams	16-12	6-3	NESAC Champions, NCAA Tournament
2007-08	Williams	17-8	4-5	-
2008-09	Bucknell	7-23	4-10	-
2009-10	Bucknell	14-17	9-5	-
2010-11	Bucknell	25-9	12-1	Patriot League Champions; NCAA Tournament
2011-12	Bucknell	25-10	12-2	Patriot League Season Champions; NIT Second Round
2012-13	Bucknell	28-6	12-2	Patriot League Champions; NCAA Tournament
2013-14	Bucknell	16-14	11-7	-
2014-15	Bucknell	19-15	13-5	Patriot League Season Champions; NIT
2015-16	George Mason	11-21	5-13	-
2016-17	George Mason	20-14	9-9	College Basketball Invitational
2017-18	George Mason	16-17	9-9	--
2018-19	George Mason	18-15	11-7	--
2019-20	George Mason	3-0	0-0	--

Totals 464-281 Overall winning percentage (.623)

THE PAULSEN FILE

Full Name: David Paulsen

Born: September 14, 1964

Hometown: Wasau, Wisconsin

Education : B.A. in History, Williams College, 1987
(graduated Phi Beta Kappa)

M.A. in History, Michigan, 1993

Family : Wife, Kathy, and daughters Claire, Sara and Molly

Dave Paulsen Year-by-Year At Mason...

Season	Overall	Pct.	Atlantic 10	Pct.
2015-16	11-21	.344	5-13	.278
2016-17	20-14	.588	9-9	.500
2017-18	16-17	.485	9-9	.500
2018-19	18-15	.545	11-7	.611
2019-20	3-0	1.000	0-0	.000
Total	68-67	.504	34-38	.472



MASON BASKETBALL

2019-20 Men's Basketball Game Notes

Numerical Roster

No.	Name	Cl.	Pos.	Ht.	Wt.	Hometown/High School (Previous College)
0	Goanar Mar	Jr.	F	6-7	214	Mankato, Minn./DeLaSalle
1	Justin Kier	Sr.	G	6-4	197	Grottoes, Va./Spotswood
2	Xavier Johnson	Fr.	G	6-1	182	Germantown, Md./Episcopal (Va.)
3	Bahaïde Haïdara	Fr.	G	6-6	201	Montréal, Canada/Dawson College
10	Jamal Hartwell II	So.	G	5-10	155	Inglewood, Calif./Fairfax
11	Jordan Miller	So.	G	6-6	189	Middleburg, Va./Loudoun Valley
12	AJ Wilson	R-Jr.	F	6-7	210	Laurel, Md./Elev8 Prep Academy
13	Josh Oduro	Fr.	F	6-9	237	Gainesville, Va./Paul VI
20	Jason Douglas-Stanley	So.	G	6-2	191	Mount Vernon, N.Y./Mount Vernon
21	Jack Tempchin	R-Jr.	G	5-9	158	Silver Spring, Md./Blake
22	Mehki McCray	Jr.	G	6-1	194	Waldorf, Md./St. Charles
23	Javon Greene	Jr.	G	6-2	190	McDonough, Ga./Henry County
30	Chance Konnor	Jr.	F	6-11	235	Reston, Va./South Lakes
32	Ian Boyd	Sr.	G	6-4	215	Apex, N.C./Apex
33	Greg Calixte	Jr.	F	6-8	227	Mount Vernon, N.Y./Mount Vernon

Coaching Staff

Head Coach: Dave Paulsen (Fifth season, Williams College '87)

Assistant Coach: Duane Simpkins (Fifth season, Maryland '05)

Assistant Coach: Pete Hutchins (First season, Plymouth State '05)

Director of Operations: Zack Curran (First season, Virginia Tech '15)

Director of Scouting & Analytics: Tyler Jorns (Third season, George Mason '13)

Graduate Manager: Bryson Johnson (Fourth season, Bucknell '13)

Graduate Manager: Alex Bates (First season, Tennessee State '14)

Pronunciation Guide

Greg Calixte: Cah-LIXT

Bahaïde Haïdara: Bah-HAI-Dee Hi-DAH-rah

Justin Kier: KY-er

Xavier Johnson: EGGS-aye-vee-er

Goanar Mar: GO-nar

Josh Oduro: oh-DURH-oh

Alphabetical Roster

No.	Name	Cl.	Pos.	Ht.	Wt.	Hometown/Previous College/High School
32	Ian Boyd	Sr.	G	6-4	215	Apex, N.C./Apex
33	Greg Calixte	Jr.	F	6-8	227	Mount Vernon, N.Y./Mount Vernon
20	Jason Douglas-Stanley	So.	G	6-2	191	Mount Vernon, N.Y./Mount Vernon
23	Javon Greene	Jr.	G	6-2	190	McDonough, Ga./Henry County
3	Bahaïde Haïdara	Fr.	G	6-6	201	Montréal, Canada/Dawson College
10	Jamal Hartwell II	So.	G	5-10	155	Inglewood, Calif./Fairfax
2	Xavier Johnson	Fr.	G	6-1	182	Germantown, Md./Episcopal (Va.)
1	Justin Kier	Sr.	G	6-4	197	Grottoes, Va./Spotswood
30	Chance Konnor	Jr.	F	6-11	235	Reston, Va./South Lakes
0	Goanar Mar	Jr.	F	6-7	214	Mankato, Minn./DeLaSalle
22	Mehki McCray	Jr.	G	6-1	194	Waldorf, Md./St. Charles
11	Jordan Miller	So.	G	6-6	189	Middleburg, Va./Loudoun Valley
13	Josh Oduro	Fr.	F	6-9	237	Gainesville, Va./Paul VI
21	Jack Tempchin	R-Jr.	G	5-9	158	Silver Spring, Md./Blake
12	AJ Wilson	R-Jr.	F	6-7	210	Laurel, Md./Elev8 Prep Academy

ROSTER BREAKDOWN

BY CLASS

Seniors (2)

Ian Boyd
Justin Kier

Juniors (7)

Greg Calixte
Javon Greene
Chance Konnor
Goanar Mar
Mehki McCray
Jack Tempchin
AJ Wilson

Sophomores (3)

Jason Douglas-Stanley
Jamal Hartwell II
Jordan Miller

Freshmen (3)

Bahaïde Haïdara
Xavier Johnson
Josh Oduro

BY STATE/COUNTRY

California (1)

Jamal Hartwell II

Canada (1)

Bahaïde Haïdara

Georgia (1)

Javon Greene

Maryland (4)

Xavier Johnson
Mehki McCray
Jack Tempchin
AJ Wilson

Minnesota (1)

Goanar Mar

New York (2)

Greg Calixte
Jason Douglas-Stanley

North Carolina (1)

Ian Boyd

Virginia (4)

Justin Kier
Chance Konnor
Jordan Miller
Josh Oduro



MASON BASKETBALL

2019-20 Men's Basketball Game Notes



#0 | GOANAR MAR

Junior | Forward | 6-7 | 214

Mankato, Minn.

DeLaSalle

Major: Integrative Studies

2019-20 HIGHLIGHTS

- Hit an important jumper with under two minutes to play and finished with four points and four rebounds vs. LIU

2019-20 GAME-BY-GAME

Opponent	Min	FG	3FG	FT	O-D-R	PF	A	T	B	S	Pt
NAVY	22	0-4	0-2	0-0	0-0-0	0	1	0	0	0	0
LONGWOOD	17	1-1	0-0	0-0	1-3-4	0	1	0	0	0	2
LIU	26	2-9	0-4	0-0	2-2-4	2	1	2	0	1	4
J. MADISON											
LOYOLA (MD)											
at Maryland											
vs. ODU											
vs. Cayman											
vs. Cayman											
JACK ST											
AMERICAN											
UMBC											
at TCU											
VCU*											
ST. BONA*											
at La Salle*											
at GW*											
RICHMOND*											
UMASS*											
at Davidson*											
URI*											
at St. Bona*											
at UMass*											
at VCU*											
GW*											
at Richmond*											
SAINT JOE'S*											
DAYTON*											
at Duquesne*											
SAINT LOUIS*											
at Fordham*											
A-10 #1											
A-10 #2											

CAREER HIGHS

Points	26, at VCU (2/28/18)
Rebounds	11, vs. CSUN (11/18/17)
Assists	4, at William & Mary (12/1/18)
Steals	3, Twice (last at Saint Joseph's, 1/3/19)
Blocks	2, vs. Vermont (12/3/18)
FG Made	8, at VCU (2/28/18)
FG Attempts	15, vs. CSUN (11/18/17)
3FG Made	4, Three times (last at VCU, 2/28/18)
3FG Attempts	10, at Saint Joseph's (2/21/18)
FT Made	9, vs. Louisiana Tech (11/21/17)
FT Attempts	11, at No. 16 Louisville (11/12/17)

2019-20 SEASON HIGHS

Points	4, vs. LIU (11/13/19)
Rebounds	4, Twice
Assists	1, Three times
Steals	1, vs. LIU (11/13/19)
Blocks	N/A
FG Made	2, vs. LIU (11/13/19)
FG Attempts	9, vs. LIU (11/13/19)
3FG Made	N/A
3FG Attempts	4, vs. LIU (11/13/19)
FT Made	N/A
FT Attempts	N/A

CAREER NOTABLES/HONORS

- Represented Mason at 2019 A-10 Leadership Summit in Washington D.C.
- Missed 14 games in 2018-19 due to a foot fracture
- 10.9 ppg scoring average in 2017-18 marked the third-highest average by a Mason freshman in the past 20 years
- Started all 33 games as a freshman
- Shot 40.9 percent from 3-point range in A-10 play in 2017-18
- 2017 Cancun Challenge All-Tournament Team

PERSONAL/HIGH SCHOOL INFO

- Family is from Sudan; They immigrated to U.S. to gain medical care for his sister who was battling polio in her leg
- Goanar was born in the United States
- Ranked as a 3-star recruit by ESPN.com, Rivals and Scout.com
- One of five finalists for the 2017 Minnesota Mr. Basketball Award
- 2017 USA Today All-Minnesota Second Team and Second Team Associated Press All-State
- Chose Mason over offers from Iowa State, Butler, Purdue, Cincinnati, Xavier and DePaul, among others

CAREER STATISTICS

Season	gp-gs	min/avg	Total		3-Point		F-Throws		Rebounds				Scoring					
			fg-fga	pct	fg-fga	pct	ft-fa	pct	off	def	tot	avg	pf	fo	ast	to	blk	stl
2017-18	33-33	1053/31.9	109-253	.431	40-112	.357	102-128	.797	62	82	144	4.4	93	2	27	59	4	22
2018-19	19-15	409/21.5	21-74	.284	11-46	.239	6-10	.600	18	31	49	2.6	41	0	14	15	5	8
2019-20	3-0	65/21.7	3-14	.214	0-6	.000	0-0	.000	3	5	8	2.7	2	0	3	2	0	1
TOTAL	55-48	1527/27.8	133-341	.390	51-164	.311	108-138	.783	83	118	201	3.7	136	2	44	76	9	31



MASON BASKETBALL

2019-20 Men's Basketball Game Notes



#1 | JUSTIN KIER

Senior | Guard | 6-4 | 197

Grottoes, Va.

Spotswood

Major: Sport Management

2019-20 HIGHLIGHTS

.

2019-20 GAME-BY-GAME

Opponent	Min	FG	3FG	FT	O-D-R	PF	A	TO	B	S	Pt
NAVY		DNP									
LONGWOOD		DNP									
LIU		DNP									
J. MADISON											
LOYOLA (MD)											
at Maryland											
vs. ODU											
vs. Cayman											
vs. Cayman											
JACK ST											
AMERICAN											
UMBC											
at TCU											
VCU*											
ST. BONA*											
at La Salle*											
at GW*											
RICHMOND*											
UMASS*											
at Davidson*											
URI*											
at St. Bona*											
at UMass*											
at VCU*											
GW*											
at Richmond*											
SAINT JOE'S*											
DAYTON*											
at Duquesne*											
SAINT LOUIS*											
at Fordham*											
A-10 #1											
A-10 #2											

CAREER HIGHS

Points.....	32, vs. Vermont (12/3/18)
Rebounds.....	14, Twice (last vs. St. Bonaventure, 1/6/19)
Assists.....	9, at George Washington (3/9/19)
Steals.....	6, vs. James Madison (12/7/18)
Blocks.....	2, Twice (last at Richmond, 2/6/19)
FG Made.....	12, vs. Vermont (12/3/18)
FG Attempts.....	16, Twice (last vs. Duquesne, 2/23/19)
3FG Made.....	4, at Saint Joseph's (1/3/19)
3FG Attempts.....	7, at St. Bonaventure (2/17/19)
FT Made.....	13, vs. Davidson (1/9/19)
FT Attempts.....	14, vs. Davidson (1/9/19)

2019-20 SEASON HIGHS

Points.....	N/A
Rebounds.....	N/A
Assists.....	N/A
Steals.....	N/A
Blocks.....	N/A
FG Made.....	N/A
FG Attempts.....	N/A
3FG Made.....	N/A
3FG Attempts.....	N/A
FT Made.....	N/A
FT Attempts.....	N/A

PERSONAL/HIGH SCHOOL INFO

- Has an extremely close relationship with his grandmother
- Mother, Keley, suffered a heart attack when Justin was seven; She is paralyzed from the neck down and cannot speak; She lives with Justin and his grandmother in Grottoes
- Justin's greater-Harrisonburg community is extremely supportive; There is a bus trip up to a Mason game each season
- Led Spotswood as a junior in points per game (21.1), rebounds per game (6.7), assists per game (5.1) and free-throw percentage (86 percent)
- Team went 29-1 and finished second at state his junior year; Spotswood also was runner up during freshman season
- 2015 District Valley Player of the Year

CAREER NOTABLES/HONORS

- 2019-20 Preseason All-A-10 Second Team
- 2019 A-10 Most Improved Player; Second Team All-A-10
- 2019 NABC All-District 4 Second Team
- One of just seven players nationally to average 14+ points, 6.5+ rebounds, 2.5+ assists and 1.5+ steals in 2018-19
- Two-time A-10 Player of the Week (Jan. 14/21, 2019)
- Has started 93 of 99 games in his Mason career
- Nearly doubled his scoring output as a sophomore vs. his freshman season (11.2 ppg vs. 5.8 ppg)
- In 2017-18, ranked in the top-3 on the Patriots in eight statistical categories; 1st in steals (39) and t-1st in starts (33)
- Led the team in 3-point FG percentage (.386) as a freshman in 2016-17

CAREER STATISTICS

			Total		3-Point		F-Throws		Rebounds											Scoring	
Season	gp-gs	min/avg	fg-fga	pct	fg-fga	pct	ft-fa	pct	off	def	tot	avg	pf	fo	ast	to	blk	stl	pts	avg	
2016-17	33-29	913/27.7	59-138	.428	17-44	.386	58-78	.744	24	124	148	4.5	63	0	37	53	5	20	193	5.8	
2017-18	33-33	1094/33.2	134-297	.451	8-46	.174	87-111	.784	8	145	153	4.6	73	1	77	93	4	42	363	11.0	
2018-19	33-31	1148/34.8	171-363	.471	33-89	.371	103-134	.769	15	200	215	6.5	65	2	85	89	10	52	478	14.5	
TOTAL	99-93	3155/31.9	364-798	.456	58-179	.324	248-323	.768	47	469	516	5.2	201	3	199	235	19	114	1034	10.4	



MASON BASKETBALL

2019-20 Men's Basketball Game Notes



#2 | XAVIER JOHNSON

Freshman | Guard | 6-1 | 182

Germantown, Md.

Episcopal (Va.)

Major: Undecided

2019-20 HIGHLIGHTS

- 13 points, including 11 in the final six minutes, to go along with five rebounds and two assists vs. LIU
- Dazzled with 15 points (5-7 FG), four assists, three rebounds and two steals in the Nov. 5 opener vs. Navy

2019-20 GAME-BY-GAME

Opponent	Min	FG	3FG	FT	O-D-R	PF	A	TO	B	S	Pt
NAVY	30	5-7	1-2	4-5	0-3-3	0	4	4	0	2	15
LONGWOOD	26	3-5	0-2	0-0	0-5-5	3	2	1	0	0	6
LIU	24	4-11	0-3	5-6	2-3-5	0	2	1	0	1	13
J. MADISON											
LOYOLA (MD)											
at Maryland											
vs. ODU											
vs. Cayman											
vs. Cayman											
JACK ST											
AMERICAN											
UMBC											
at TCU											
VCU*											
ST. BONA*											
at La Salle*											
at GW*											
RICHMOND*											
UMASS*											
at Davidson*											
URI*											
at St. Bona*											
at UMass*											
at VCU*											
GW*											
at Richmond*											
SAINT JOE'S*											
DAYTON*											
at Duquesne*											
SAINT LOUIS*											
at Fordham*											
A-10 #1											
A-10 #2											

CAREER HIGHS

Points.....	15, vs. Navy (11/5/19)
Rebounds.....	5, Twice (last vs. LIU, 11/13/19)
Assists.....	4, vs. Navy (11/5/19)
Steals.....	2, vs. Navy (11/5/19)
Blocks.....	N/A
FG Made.....	5, vs. Navy (11/5/19)
FG Attempts.....	11, vs. LIU (11/13/19)
3FG Made.....	1, vs. Navy (11/5/19)
3FG Attempts.....	3, vs. LIU (11/13/19)
FT Made.....	5, vs. LIU (11/13/19)
FT Attempts.....	6, vs. LIU (11/13/19)

2019-20 SEASON HIGHS

Points.....	15, vs. Navy (11/5/19)
Rebounds.....	5, Twice (last vs. LIU, 11/13/19)
Assists.....	4, vs. Navy (11/5/19)
Steals.....	2, vs. Navy (11/5/19)
Blocks.....	N/A
FG Made.....	5, vs. Navy (11/5/19)
FG Attempts.....	11, vs. LIU (11/13/19)
3FG Made.....	1, vs. Navy (11/5/19)
3FG Attempts.....	3, vs. LIU (11/13/19)
FT Made.....	5, vs. LIU (11/13/19)
FT Attempts.....	6, vs. LIU (11/13/19)

CAREER NOTABLES/HONORS

PERSONAL/HIGH SCHOOL INFO

- 2019 Washington Post Second Team All-Metro
- A two-time first team all-state and three-time, first team All-IAC selection
- Led Episcopal to the 2016 conference title and a Virginia Independent School state championship
- Played his AAU ball for CP25 (Team Parsons) and head coach Anthony Ricks.
- Father, Kevin, played college basketball at Richmond (1981-85) and mother, Mary, suited up at Maryland Eastern Shore
- Godfather is UCF head coach and former Duke star Johnny Dawkins

CAREER STATISTICS

			Total		3-Point		F-Throws		Rebounds											Scoring	
Season	gp-gs	min/avg	fg-fga	pct	fg-fga	pct	ft-fa	pct	off	def	tot	avg	pf	fo	ast	to	blk	stl	pts	avg	
2019-20	3-0	79/26.3	12-23	.522	1-7	.143	9-11	.818	2	11	13	4.3	3	0	8	6	0	3	34	11.3	
TOTAL	3-0	79/26.3	12-23	.522	1-7	.143	9-11	.818	2	11	13	4.3	3	0	8	6	0	3	34	11.3	



MASON BASKETBALL

2019-20 Men's Basketball Game Notes



#10 | JAMAL HARTWELL II

Sophomore | Guard | 5-10 | 155

Inglewood, Calif.

Fairfax

Major: Integrative Studies

2019-20 HIGHLIGHTS

- 19 points (6-10 FG), four rebounds, two assists vs. Longwood
- 12 points (4-10 3pt FG), including a big 3-pointer to send the game into overtime, in a team-high 39 minutes vs. Navy

2019-20 GAME-BY-GAME

Opponent	Min	FG	3FG	FT	O-D-R	PF	A	T	B	S	Pt
NAVY	39*	4-13	4-10	0-3	0-2-2	0	1	0	0	1	12
LONGWOOD	35*	6-10	2-4	5-5	0-4-4	0	2	1	0	0	19
LIU	38*	3-10	1-3	1-1	0-0-0	2	3	0	0	1	8
J. MADISON											
LOYOLA (MD)											
at Maryland											
vs. ODU											
vs. Cayman											
vs. Cayman											
JACK ST											
AMERICAN											
UMBC											
at TCU											
VCU*											
ST. BONA*											
at La Salle*											
at GW*											
RICHMOND*											
UMASS*											
at Davidson*											
URI*											
at St. Bona*											
at UMass*											
at VCU*											
GW*											
at Richmond*											
SAINT JOE'S*											
DAYTON*											
at Duquesne*											
SAINT LOUIS*											
at Fordham*											
A-10 #1											
A-10 #2											

CAREER HIGHS

Points.....	19, vs. Longwood (11/8/19)
Rebounds.....	4, vs. Longwood (11/8/19)
Assists.....	3, Twice (last vs. LIU, 11/13/19)
Steals.....	1, Five times
Blocks.....	N/A
FG Made.....	6, vs. Longwood (11/8/19)
FG Attempts.....	13, vs. Navy (11/5/19)
3FG Made.....	5, vs. Richmond (2/27/19)
3FG Attempts.....	10, vs. Navy (11/5/19)
FT Made.....	5, vs. Longwood (11/8/19)
FT Attempts.....	5, vs. Longwood (11/8/19)

2019-20 SEASON HIGHS

Points.....	19, vs. Longwood (11/8/19)
Rebounds.....	4, vs. Longwood (11/8/19)
Assists.....	3, vs. LIU (11/13/19)
Steals.....	1, Twice
Blocks.....	N/A
FG Made.....	6, vs. Longwood (11/8/19)
FG Attempts.....	13, vs. Navy (11/5/19)
3FG Made.....	4, vs. Navy (11/5/19)
3FG Attempts.....	10, vs. Navy (11/5/19)
FT Made.....	5, vs. Longwood (11/8/19)
FT Attempts.....	5, vs. Longwood (11/8/19)

CAREER NOTABLES/HONORS

- Second on the Patriots in A/TO ratio as a freshman (1.44)
- Team-best 48.6 3pt FG% (18-37) in A-10 games in 2018-19; 44.6% 3pt FG overall

PERSONAL/HIGH SCHOOL INFO

- Had limited interest/offers from West Coast schools and will be an Atlantic 10 starting point guard as a sophomore
- Ventured from Fairfax High School in greater Los Angeles to Fairfax, Virginia
- Led the Fairfax Lions to the 2018 Southern California Open Division Final Four (the Open Division is considered the top level of competition in the Golden State)
- Two-time Los Angeles All-CIF City Section Team pick

CAREER STATISTICS

Season	gp-gs	min/avg	Total		3-Point		F-Throws		Rebounds				Scoring					
			fg-fga	pct	fg-fga	pct	ft-fa	pct	off	def	tot	avg	pf	fo	ast	to	blk	stl
2018-19	31-1	343/11.1	34-96	.354	25-56	.446	5-8	.625	2	12	14	0.5	35	2	23	16	0	3
2019-20	3-3	112/37.3	13-33	.394	7-17	.412	6-9	.667	0	6	6	2.0	2	0	6	1	0	2
TOTAL	34-4	455/13.4	47-129	.364	32-73	.438	11-17	.647	2	18	20	0.6	37	2	29	17	0	5



MASON BASKETBALL

2019-20 Men's Basketball Game Notes



#11 | JORDAN MILLER

Sophomore | Guard | 6-6 | 189

Middleburg, Va.

Loudoun Valley

Major: Communications

2019-20 HIGHLIGHTS

- Exploded for a game-high 25 points (10-18 FG, 3-5 3pt FG), to go along with five rebounds, two blocks and two steals vs. LIU
- Nine points (4-6 FG), three assists vs. Navy

2019-20 GAME-BY-GAME

Opponent	Min	FG	3FG	FT	O-D-R	PF	A	TO	B	S	Pt
NAVY	25*	4-6	0-0	1-2	2-0-2	2	3	2	0	2	9
LONGWOOD	31*	3-5	0-0	2-4	1-2-3	3	0	1	0	1	8
LIU	34*	10-18	3-5	2-2	3-2-5	0	0	3	2	2	25
J. MADISON											
LOYOLA (MD)											
at Maryland											
vs. ODU											
vs. Cayman											
vs. Cayman											
JACK ST											
AMERICAN											
UMBC											
at TCU											
VCU*											
ST. BONA*											
at La Salle*											
at GW*											
RICHMOND*											
UMASS*											
at Davidson*											
URI*											
at St. Bona*											
at UMass*											
at VCU*											
GW*											
at Richmond*											
SAINT JOE'S*											
DAYTON*											
at Duquesne*											
SAINT LOUIS*											
at Fordham*											
A-10 #1											
A-10 #2											

CAREER HIGHS

Points.....	25, vs. LIU (11/13/19)
Rebounds.....	13, at VCU (2/2/19)
Assists.....	3, vs. Navy (11/5/19)
Steals.....	2, Five times (last vs. LIU, 11/13/19)
Blocks.....	2, Four times (last vs. LIU, 11/13/19)
FG Made.....	10, vs. LIU (11/13/19)
FG Attempts.....	18, vs. LIU (11/13/19)
3FG Made.....	3, vs. LIU (11/13/19)
3FG Attempts.....	5, vs. LIU (11/13/19)
FT Made.....	7, at Saint Louis (3/2/19)
FT Attempts.....	10, at Saint Louis (3/2/19)

2019-20 SEASON HIGHS

Points.....	25, vs. LIU (11/13/19)
Rebounds.....	5, vs. LIU (11/13/19)
Assists.....	3, vs. Navy (11/5/19)
Steals.....	2, Twice
Blocks.....	2, vs. LIU (11/13/19)
FG Made.....	10, vs. LIU (11/13/19)
FG Attempts.....	18, vs. LIU (11/13/19)
3FG Made.....	3, vs. LIU (11/13/19)
3FG Attempts.....	5, vs. LIU (11/13/19)
FT Made.....	2, Twice
FT Attempts.....	4, vs. Longwood (11/8/19)

CAREER NOTABLES/HONORS

- 10.4 ppg average as a freshman was the fourth-best total by a Mason freshman in the past 20 years
- Led Mason in offensive rebounds (64) in 2018-19 despite playing just 17 games
- Ranked fourth in the A-10 in conference play in FG% (.624) and second in offensive rebounds/game (2.6)

PERSONAL/HIGH SCHOOL INFO

- Plan was to redshirt Jordan for more experience/put on weight in 2018-19; with injuries to key starters, Miller was asked if he wanted to burn his redshirt (and he said yes) after coaches noticed progress was ahead of schedule. First game was at Rhode Island on Jan. 13
- All-time leading scorer at Loudoun Valley High School
- 2018 First Team All-Metro; 2017 VHSL 4A Player of the Year
- Led Loudoun Valley to the 4A State Championship in 2017 and the Final Four in 2018
- Brother, Jovon, plays at Div. III Ferrum College


CAREER STATISTICS

Season	gp-gs	min/avg	Total		3-Point		F-Throws		Rebounds				Scoring					
			fg-fga	pct	fg-fga	pct	ft-fa	pct	off	def	tot	avg	pf	fo	ast	to	blk	stl
2018-19	17-16	501/29.5	71-116	.612	6-18	.333	29-47	.617	64	56	120	7.1	41	1	11	19	13	14
2019-20	3-3	91/30.3	17-29	.586	3-5	.600	5-8	.625	6	4	10	3.3	5	0	3	6	2	5
TOTAL	20-19	592/29.6	88-145	.607	9-23	.391	34-55	.618	70	60	130	6.5	46	1	14	25	15	19



MASON BASKETBALL

2019-20 Men's Basketball Game Notes



#12 | AJ WILSON

Redshirt Junior | Forward | 6-7 | 210

Laurel, Md.

Elev8 Prep Academy

Major: Sport Management

2019-20 HIGHLIGHTS

- 10 points (5-8 FG), seven rebounds, three blocks vs. LIU
- 11 points (5-10 FG) and five blocks vs. Longwood
- Second career double-double with 15 points, 11 rebounds and five blocks vs. Navy

2019-20 GAME-BY-GAME

Opponent	Min	FG	3FG	FT	O-D-R	P	F	A	T	B	S	Pt
NAVY	32*	6-12	0-1	3-5	9-2-11	4	2	1	5	0	15	
LONGWOOD	23*	5-10	0-0	1-3	1-2-3	3	1	3	5	0	11	
LIU	22*	5-8	0-0	0-0	1-6-7	2	1	3	3	1	10	
J. MADISON												
LOYOLA (MD)												
at Maryland												
vs. ODU												
vs. Cayman												
vs. Cayman												
JACK ST												
AMERICAN												
UMBC												
at TCU												
VCU*												
ST. BONA*												
at La Salle*												
at GW*												
RICHMOND*												
UMASS*												
at Davidson*												
URI*												
at St. Bona*												
at UMass*												
at VCU*												
GW*												
at Richmond*												
SAINT JOE'S*												
DAYTON*												
at Duquesne*												
SAINT LOUIS*												
at Fordham*												
A-10 #1												
A-10 #2												

PERSONAL/HIGH SCHOOL INFO

- AJ stands for "Anthony Jr."; Full name is Anthony S. Wilson, Jr.
- Is a gifted sketch artist
- Also is a sci-fi horror movie and anime savant
- Earned Under Armour All-America Top 80 ranking as a junior at Montrose Christian
- Also garnered Pangos All-America accolades
- Attended Elev8 Prep Academy in Florida after playing at Montrose Christian and DuVal High School, both in Maryland

CAREER HIGHS

Points.....	15, vs. Navy (11/5/19)
Rebounds.....	11, Twice (last vs. Navy, 11/5/19)
Assists.....	2, vs. Navy (11/5/19)
Steals.....	2, Three times (last at Richmond, 2/6/19)
Blocks.....	8, vs. CSUN (11/18/17)
FG Made.....	6, vs. Navy (11/5/19)
FG Attempts.....	12, vs. Navy (11/5/19)
3FG Made.....	2, vs. CSUN (11/18/17)
3FG Attempts.....	3, vs. CSUN (11/18/17)
FT Made.....	6, vs. Georgia Southern (12/12/17)
FT Attempts.....	8, vs. Georgia Southern (12/12/17)

2019-20 SEASON HIGHS

Points.....	15, vs. Navy (11/5/19)
Rebounds.....	11, vs. Navy (11/5/19)
Assists.....	2, vs. Navy (11/5/19)
Steals.....	1, vs. LIU (11/13/19)
Blocks.....	5, Twice (last vs. Longwood, 11/8/19)
FG Made.....	6, vs. Navy (11/5/19)
FG Attempts.....	12, vs. Navy (11/5/19)
3FG Made.....	N/A
3FG Attempts.....	1, vs. Navy (11/5/19)
FT Made.....	3, vs. Navy (11/5/19)
FT Attempts.....	5, vs. Navy (11/5/19)

CAREER NOTABLES/HONORS

- Seventh in the A-10 in blocks as a sophomore (1.3 bpg)
- Ranked eighth in the A-10 in blocks as a freshman (1.1 bpg)
- Eight blocks vs. CSUN on Nov. 18, 2017 is the second highest single-game total in Mason history
- Redshirted the 2016-17 campaign

CAREER STATISTICS

Season	gp-gs	min/avg	Total		3-Point		F-Throws		Rebounds				Scoring					
			fg-fga	pct	fg-fga	pct	ft-fa	pct	off	def	tot	avg	pf	fo	ast	to	blk	stl
2017-18	31-0	359/11.6	42-88	.477	4-13	.308	28-50	.560	37	53	90	2.9	58	1	3	19	34	9
2018-19	30-0	327/10.9	42-82	.512	0-3	.000	28-49	.571	36	42	78	2.6	48	0	3	18	38	15
2019-20	3-3	77/25.7	16-30	.533	0-1	.000	4-8	.500	11	10	21	7.0	9	0	4	7	13	1
TOTAL	64-3	763/11.9	100-200	.500	4-17	.235	60-107	.561	84	105	189	3.0	115	1	10	44	85	25



MASON BASKETBALL

2019-20 Men's Basketball Game Notes



#23 | JAVON GREENE

Junior | Guard | 6-2 | 190

McDonough, Ga.

Henry County

Major: Integrative Studies

2019-20 HIGHLIGHTS

- 12 points, team-high eight rebounds, two assists vs. LIU
- Scored all 18 of his points in the second half (4-5 3pt FG in the stanza) to go with six rebounds and three assists vs. Longwood
- Made a trio of 3-pointers and finished with 11 points and team highs in steals (3) and assists (5) vs. Navy

2019-20 GAME-BY-GAME

Opponent	Min	FG	3FG	FT	O-D-R	PF	A	TO	B	S	Pt
NAVY	35*	4-12	3-9	0-0	0-5-5	4	5	4	0	3	11
LONGWOOD	27*	6-11	4-7	2-2	0-6-6	3	3	4	0	0	18
LIU	34*	4-5	1-2	3-4	0-8-8	4	2	0	1	1	12
J. MADISON											
LOYOLA (MD)											
at Maryland											
vs. ODU											
vs. Cayman											
vs. Cayman											
JACK ST											
AMERICAN											
UMBC											
at TCU											
VCU*											
ST. BONA*											
at La Salle*											
at GW*											
RICHMOND*											
UMASS*											
at Davidson*											
URI*											
at St. Bona*											
at UMass*											
at VCU*											
GW*											
at Richmond*											
SAINT JOE'S*											
DAYTON*											
at Duquesne*											
SAINT LOUIS*											
at Fordham*											
A-10 #1											
A-10 #2											

CAREER HIGHS

Points	21, vs. La Salle (2/10/19)
Rebounds	12, vs. American (11/9/18)
Assists	6, at George Washington (3/9/19)
Steals	6, at Richmond (2/3/18)
Blocks	2, at Richmond (2/3/18)
FG Made	7, vs. Duquesne (2/23/19)
FG Attempts	12, Three times (last vs. Navy, 11/5/19)
3FG Made	5, at Auburn (12/3/17)
3FG Attempts	9, vs. Navy (11/5/19)
FT Made	10, vs. American (11/9/18)
FT Attempts	11, vs. American (11/9/18)

2019-20 SEASON HIGHS

Points	18, vs. Longwood (11/8/19)
Rebounds	8, vs. LIU (11/13/19)
Assists	5, vs. Navy (11/5/19)
Steals	3, vs. Navy (11/5/19)
Blocks	1, vs. LIU (11/13/19)
FG Made	6, vs. Longwood (11/8/19)
FG Attempts	12, vs. Navy (11/5/19)
3FG Made	4, vs. Longwood (11/8/19)
3FG Attempts	9, vs. Navy (11/5/19)
FT Made	3, vs. LIU (11/13/19)
FT Attempts	4, vs. LIU (11/13/19)

PERSONAL/HIGH SCHOOL INFO

- Rated as a top-20 prospect in the state of Georgia by HoopSeen.com and a 3-star recruit by Rivals.com
- 2017 Georgia AAAA First Team All-State accolades from HoopSeen.com and Kyle Sandy
- As a senior, led the Warhawks to a regional championship and the AAAA Final Four
- Scored 34 points in the Elite 8 of the state tournament and poured in 24 points in the semifinals
- Posted 46 points against Jackson High School in December 2016 and dropped a 58-point effort in November against Langston Hughes High School
- Father, John, played basketball at NJIT

CAREER NOTABLES/HONORS

- Led the A-10 in free throw percentage as a sophomore (.905)
- In 2018-19, significantly improved his FG% (.446 vs. .354), 3pt FG% (.307 vs. .238) and rebounding (4.9 vs. 2.8)
- Played in all 33 games as a freshman
- Developed into one of the team's top defenders as a freshman in 2017-18

CAREER STATISTICS

			Total		3-Point		F-Throws		Rebounds										Scoring	
Season	gp-gs	min/avg	fg-fga	pct	fg-fga	pct	ft-ftr	pct	off	def	tot	avg	pf	fo	ast	to	blk	stl	pts	avg
2017-18	33-0	583/17.7	51-144	.354	20-84	.238	25-39	.641	4	87	91	2.8	58	1	31	31	7	25	147	4.5
2018-19	33-28	930/28.2	99-222	.446	35-114	.307	76-84	.905	25	136	161	4.9	91	2	39	48	9	42	309	9.4
2019-20	3-3	87/29.0	14-28	.500	8-18	.444	5-6	.833	0	19	19	6.3	11	0	10	8	1	4	41	13.7
TOTAL	69-31	1600/23.2	164-394	.416	63-216	.292	106-129	.822	29	242	271	3.9	160	3	80	87	17	71	497	7.2



MASON BASKETBALL

2019-20 Men's Basketball Game Notes



#33 | GREG CALIXTE

Junior | Forward | 6-8 | 227

Mount Vernon, N.Y.

Mount Vernon

Major: Integrative Studies

2019-20 HIGHLIGHTS

- Five points, three rebounds, two assists vs. LIU
- Tallied six points (3-3 FG) and four rebounds vs. Navy

2019-20 GAME-BY-GAME

Opponent	Min	FG	3FG	FT	O-D-R	PF	A	T	B	S	Pt
NAVY	22*	3-3	0-0	0-0	0-4-4	3	0	1	0	1	6
LONGWOOD	12*	1-2	0-0	0-0	0-1-1	1	1	1	0	0	2
LIU	13*	2-2	0-0	1-2	1-2-3	3	2	0	0	0	5
J. MADISON											
LOYOLA (MD)											
at Maryland											
vs. ODU											
vs. Cayman											
vs. Cayman											
JACK ST											
AMERICAN											
UMBC											
at TCU											
VCU*											
ST. BONA*											
at La Salle*											
at GW*											
RICHMOND*											
UMASS*											
at Davidson*											
URI*											
at St. Bona*											
at UMass*											
at VCU*											
GW*											
at Richmond*											
SAINT JOE'S*											
DAYTON*											
at Duquesne*											
SAINT LOUIS*											
at Fordham*											
A-10 #1											
A-10 #2											

CAREER HIGHS

Points	13, at VCU (2/2/19)
Rebounds	12, at Massachusetts (1/3/18)
Assists	2, Four times (last vs. LIU, 11/13/19)
Steals	1, 15 times
Blocks	2, Seven times
FG Made	6, at VCU (2/2/19)
FG Attempts	9, Twice (last at Duquesne, 1/20/18)
3FG Made	N/A
3FG Attempts	N/A
FT Made	3, vs. Fresno State (11/22/17)
FT Attempts	6, Three times

2019-20 SEASON HIGHS

Points	6, vs. Navy (11/5/19)
Rebounds	4, vs. Navy (11/5/19)
Assists	2, vs. LIU (11/13/19)
Steals	1, vs. Navy (11/5/19)
Blocks	N/A
FG Made	3, vs. Navy (11/5/19)
FG Attempts	3, vs. Navy (11/5/19)
3FG Made	N/A
3FG Attempts	N/A
FT Made	1, vs. LIU (11/13/19)
FT Attempts	2, vs. LIU (11/13/19)

CAREER NOTABLES/HONORS

- His career FG% of .618 would rank second in Mason history (needs 300 attempts to qualify)
- His .610 field goal percentage in 2017-18 was the 9th-best single-season mark in school history
- Started the final 22 games of his freshman campaign

PERSONAL/HIGH SCHOOL INFO

- Parents were born in Haiti
- Father passed away from cancer when Greg was 8 years old; Greg honors him each game by inscribing the date of his father's passing on his shoes – 4/16/07
- Nickname is "Big Haiti"
- Led Mount Vernon High School to the 2017 New York AA State Championship
- Earned Section 1 All-League honors as a senior and was named a Lower Hudson Valley Basketball Coaches Association First Team All-Star
- Named one of seven finalists for the prestigious title of Mr. Basketball New York
- Participated in the 2018 Jordan Brand Classic in Brooklyn

CAREER STATISTICS

			Total		3-Point		F-Throws		Rebounds											Scoring	
Season	gp-gs	min/avg	fg-fga	pct	fg-fga	pct	ft-fa	pct	off	def	tot	avg	pf	fo	ast	to	blk	stl	pts	avg	
2017-18	33-22	620/18.8	72-118	.610	0-0	.000	19-44	.432	44	97	141	4.3	79	2	13	28	17	7	163	4.9	
2018-19	30-3	428/14.3	58-95	.611	0-0	.000	21-53	.396	27	78	105	3.5	46	0	6	20	11	7	137	4.6	
2019-20	3-3	47/15.7	6-7	.857	0-0	.000	1-2	.500	1	7	8	2.7	7	0	3	2	0	1	13	4.3	
TOTAL	66-28	1095/16.6	136-220	.618	0-0	.000	41-99	.414	72	182	254	3.8	132	2	22	50	28	15	313	4.7	



MASON BASKETBALL

2019-20 Men's Basketball Game Notes



#3 Bahaïde Haïdara • Fr. • G • 6-6 • 201 • Montréal, Canada/Dawson College • Major: Undecided

- Four rebounds, team-high three assists vs. Longwood on Nov. 8
- Ranked as the No. 11 prospect in Canada by NorthPoleHoops.com
- Three-time All-RSEQ League selection at Dawson College
- As a third-year player, won the RSEQ league scoring title (21.9 ppg)
- Played his AAU ball for the prestigious Northern Kings franchise, which has produced former Gonzaga All-American Kevin Pangos, as well as Matt Atewe (Washington), Duane Notice (South Carolina) and Corey Johnson (Harvard).
- Full name is Bahaïde "Dady" Haïdara
- Mother, Sanata, gave him the Dady [pronounced: DAHD-zee] nickname as a kid

Season/Career Highs

Cat.	2019-20 High	Career High
Pts	N/A	same
3-Pters	N/A	same
Rebs	4, vs. Longwood (11/8/19)	same
Asst	3, vs. Longwood (11/8/19)	same
Blocks	N/A	same
Steals	N/A	same

			Total		3-Point		F-Throws		Rebounds											Scoring	
Season	gp-gs	min/avg	fg-fga	pct	fg-fga	pct	ft-fa	pct	off	def	tot	avg	pf	fo	ast	to	blk	stl	pts	avg	
2019-20	2-0	15/7.5	0-3	.000	0-0	.000	0-2	.000	4	2	6	3.0	2	0	3	2	0	0	0	0.0	
TOTAL	2-0	15/7.5	0-3	.000	0-0	.000	0-2	.000	4	2	6	3.0	2	0	3	2	0	0	0	0.0	



#13 Josh Oduro • Fr. • F • 6-9 • 237 • Gainesville, Va./Paul VI • Major: Undecided

- 10 points (4-7 FG), four rebounds, two blocks vs. Longwood on Nov. 8
- Led Paul VI Panthers to a 33-4 record, VISAA Division I state title, and No. 14 national ranking in USA Today's Top-25 poll
- Named Second Team All-Conference
- Played for AAU Team Takeover under Coach Keith Stevens
- Led Team Takeover to 2018 EYBL Championship
- Began high school career with two seasons at Battlefield High School.
- Also lettered in volleyball at Paul VI

Season/Career Highs

Cat.	2019-20 High	Career High
Pts	10, vs. Longwood (11/8/19)	same
3-Pters	N/A	same
Rebs	4, vs. Longwood (11/8/19)	same
Asst	1, vs. Longwood (11/8/19)	same
Blocks	2, vs. Longwood (11/8/19)	N/A
Steals	N/A	same

			Total		3-Point		F-Throws		Rebounds											Scoring	
Season	gp-gs	min/avg	fg-fga	pct	fg-fga	pct	ft-fa	pct	off	def	tot	avg	pf	fo	ast	to	blk	stl	pts	avg	
2019-20	3-0	33/11.0	5-12	.417	0-1	.000	2-3	.667	4	5	9	3.0	4	0	1	1	3	0	12	4.0	
TOTAL	3-0	33/11.0	5-12	.417	0-1	.000	2-3	.667	4	5	9	3.0	4	0	1	1	3	0	12	4.0	



#20 Jason Douglas-Stanley • So. • G • 6-2 • 191 • Mount Vernon, N.Y./Mount Vernon • Major: Int. Studies

- Averaged 2.0 points and 0.5 rebounds per game as a freshman
- Six points (2-4 3pt FG) in 10 minutes vs. GW on Jan. 26, 2019
- Six points (2-4 3pt FG) in 10 minutes vs. Fordham on Jan. 19, 2019
- Six points (2-4 3pt FG) in 11 minutes at Rhode Island
- Earned 2018 New York Class AA First Team All-State accolades and was named NY Section 1's Mr. Basketball
- As a senior, averaged 28.7 ppg and led the Knights to a 23-3 record, a sectional championship and a spot in the New York State Final Four
- Broke Ben Gordon's Mount Vernon single-game scoring record with a 50-point effort in February 2018
- Over his four years, the Knights amassed a 75-19 record, claimed a trio of sectional titles and won the 2017 NYPHSAA state title

Season/Career Highs

Cat.	2019-20 High	Career High
Pts	1, vs. LIU (11/13/19) ... 6, Three times (last vs. GW, 1/26/19)	
3-Pters	N/A	2, Three times (last vs. GW, 1/26/19)
Rebs	2, vs. LIU (11/13/19)	2, Twice
Asst	N/A	1, Four times (last vs. GW, 1/26/19)
Blocks	N/A	1, vs. NC Central (11/20/18)
Steals	N/A	1, Twice (last vs. GW, 1/26/19)

			Total		3-Point		F-Throws		Rebounds											Scoring	
Season	gp-gs	min/avg	fg-fga	pct	fg-fga	pct	ft-fa	pct	off	def	tot	avg	pf	fo	ast	to	blk	stl	pts	avg	
2018-19	22-0	200/9.1	14-59	.237	12-47	.255	3-4	.750	2	8	10	0.5	19	0	5	8	1	3	43	2.0	
2019-20	3-0	19/6.3	0-4	.000	0-2	.000	1-2	.500	0	2	2	0.7	2	0	0	1	0	0	1	0.3	
TOTAL	25-0	219/8.8	14-63	.222	12-49	.245	4-6	.667	2	10	12	0.5	21	0	5	9	1	3	44	1.8	



MASON BASKETBALL

2019-20 Men's Basketball Game Notes



#21 Jack Tempchin • R-Jr. • G • 5-9 • 158 • Silver Spring, Md./Blake • Major: Business

- One of three walk-ons on the roster in 2019-20
- Played in a career-best seven games as a sophomore
- First career basket vs. Navy on Dec. 21, 2018
- Played in four games as a freshman
- Attended the University of Maryland as a freshman in 2016-17
- 2-year captain for the Blake High School Bengals
- Earned second team all-county and first team all-division honors
- Montgomery County All-Star

Season/Career Highs

Cat.	2019-20 High	Career High
Pts	N/A	3, vs. Richmond (3/3/18)
3-Pters	N/A	N/A
Rebs	N/A	1, Three times
Asst	N/A	1, vs. Georgia Southern (12/12/17)
Blocks	N/A	N/A
Steals	N/A	N/A

Season	gp-gs	min/avg	Total		3-Point		F-Throws		Rebounds				Scoring					
			fg-fga	pct	fg-fga	pct	ft-fa	pct	off	def	tot	avg	pf	fo	ast	to	blk	stl
2017-18	4-0	5/1.3	0-0	.000	0-0	.000	4-6	.667	0	2	2	0.5	1	0	1	2	0	0
2018-19	7-0	6/0.9	1-2	.500	0-0	.000	0-0	.000	0	1	1	0.1	0	0	0	1	0	0
TOTAL	11-0	11/1.0	1-2	.500	0-0	.000	4-6	.667	0	3	3	0.3	1	0	1	3	0	0



#22 Mehki McCray • Jr. • G • 6-1 • 194 • Waldorf, Md./St. Charles • Major: Sport Management

- One of three walk-ons on the roster in 2019-20
- Served as a team manager for two seasons before becoming a walk-on player
- Captain at St. Charles HS from 2014-16
- Also ran cross country and track at St. Charles
- Member of the National Honor Society in high school

Season/Career Highs

Cat.	2019-20 High	Career High
Pts	N/A	same
3-Pters	N/A	same
Rebs	N/A	same
Asst	N/A	same
Blocks	N/A	N/A
Steals	N/A	same



#30 Chance Konnor • Jr. • F • 6-11 • 235 • Reston, Va./South Lakes • Major: Bioinformatics

- One of three walk-ons on the roster in 2019-20
- Must sit out the 2019-20 season due to NCAA transfer rules
- Played basketball and baseball at South Lakes High School
- Was a member of the club basketball team at Virginia Tech from 2016-18

Season/Career Highs

Cat.	2019-20 High	Career High
Pts	N/A	same
3-Pters	N/A	same
Rebs	N/A	same
Asst	N/A	same
Blocks	N/A	N/A
Steals	N/A	same



MASON BASKETBALL

2019-20 Men's Basketball Game Notes

2019-20 George Mason University Game-By-Game Comparison

Opponent	1st	2nd	Score	Mar	Total FG	FG Pct	3-Pointers	3FG Pct	Free Throws	FT Pct	Rebounds	Assist	T/Over	Block	Steal	Fouls
NAVY	20/22	32/30	68-55	+13	26-63/21-58	.413/.362	8-25/4-20	.320/.200	8-15/9-13	.533/.692	36/44 (8)	16/14	14/19	5/1	9/4	16/15
LONGWOOD	33/22	43/43	76-65	+11	29-53/25-67	.547/.373	6-14/10-31	.429/.323	12-19/5-7	.632/.714	41/32 +9	14/13	14/8	7/2	1/3	15/18
LIU	36/36	44/38	80-74	+6	31-67/29-63	.463/.460	5-18/5-21	.278/.238	13-17/11-18	.765/.611	39/38 +1	11/10	10/15	7/4	7/6	16/16

Note: Game totals are displayed in the format TEAM/OPPONENT for each category



MASON BASKETBALL

2019-20 Men's Basketball Game Notes

GAME #1: GEORGE MASON 68, NAVY 55 (OT)

Navy - 55 • 0-1

##	Player		Total FG-RGA	3-Ptr FG-RGA	FT-FTA	Rebounds Off Def Tot	PF	TP	A	TO	Blk	Stl	Min
33	Luke Loefer	F	3-7	2-4	0-1	2 5 7	2	8	2	1	0	1	33:26
40	Evan Wieck	F	6-9	0-0	2-2	4 3 7	4	14	2	3	1	0	31:52
1	John Carter Jr.	G	0-7	0-5	2-2	1 3 4	1	2	0	3	0	1	26:44
20	Greg Summers	G	5-10	0-0	3-5	4 4 8	2	13	2	1	0	1	32:20
22	Cam Davis	G	5-14	2-3	2-3	0 2 2	2	14	4	4	0	0	41:02
3	Sean Yoder		1-5	0-3	0-0	1 5 6	2	2	2	2	0	1	31:40
55	Richard Njoku		1-3	0-0	0-0	1 1 2	2	2	2	2	0	0	13:08
25	Alec Loefer		0-3	0-1	0-0	4 0 4	0	0	0	1	0	0	11:34
21	Patrick Dorsey		0-0	0-0	0-0	0 0 0	0	0	0	0	0	0	03:14
Team						3 1 4					2		
Totals			21-58	4-20	9-13	20 24 44	15	55	14	19	1	4	225:00
FG % 1st: 9-25 32.0% 2nd: 12-27 44.4% OT: 1-6 16.7% Game: 21-58 36.2%													
3PT % 1st: 2-9 22.2% 2nd: 2-4 50.0% OT: 0-2 0.0% Game: 4-20 20.0%													
FT % 1st: 4-6 66.7% 2nd: 4-4 100.0% OT: 1-3 33.3% Game: 9-13 69.2%													
George Mason - 68 • 1-0													

##	Player		Total FG-RGA	3-Ptr FG-RGA	FT-FTA	Rebounds Off Def Tot	PF	TP	A	TO	Blk	Stl	Min
12	AJ Wilson	F	6-12	0-1	3-5	9 2 11	4	15	2	1	5	0	31:55
33	Greg Calixte	F	3-3	0-0	0-0	0 4 4	3	6	0	1	0	1	21:34
10	Jamal Hartwell II	G	4-13	4-10	0-3	0 2 2	0	12	1	0	0	1	39:04
11	Jordan Miller	G	4-6	0-0	1-2	2 0 2	2	9	3	2	2	2	25:29
23	Javon Greene	G	4-12	3-9	0-0	0 5 5	4	11	5	4	0	3	35:12
0	Goanar Mar		0-4	0-2	0-0	0 0 0	0	0	1	0	0	0	22:07
3	Bahaide Haidara		0-2	0-0	0-0	2 0 2	1	0	0	1	0	0	03:16
2	Xavier Johnson		5-7	1-2	4-5	0 3 3	0	15	4	4	0	2	29:58
13	Josh Odoro		0-3	0-0	0-0	1 2 3	1	0	0	0	0	0	11:05
20	Jason Douglas-Stanley		0-1	0-1	0-0	0 0 0	1	0	0	0	0	0	05:20
Team						2 2 4					1		
Totals			26-63	8-25	8-15	16 20 36	16	68	16	14	5	9	225:00
FG % 1st: 8-27 29.6% 2nd: 13-26 50.0% OT: 5-10 50.0% Game: 26-63 41.3%													
3PT % 1st: 1-11 9.1% 2nd: 3-7 42.9% OT: 4-7 57.1% Game: 8-25 32.0%													
FT % 1st: 3-8 37.5% 2nd: 3-6 50.0% OT: 2-2 100.0% Game: 8-15 53.3%													
Officials: Raymie Stynes, Brian O'Connell, Scott Anagnost													
Technical fouls: Navy - NONE George Mason - NONE													
Attendance: 5620													

Score by periods	1st	2nd	OT	Total
Navy	22	30	3	55
George Mason	20	32	16	68

Last FG - Navy OT1-2:07, Mason OT1 - 0:20,
Largest lead - Navy by 4 1st - 15:42, Mason by 13 2nd - 14:29
Navy led for 14:55, Mason led for 22:59, Game was tied for 07:08

Score tied - 9 times,
Lead changed - 7 times.

GAME #2: GEORGE MASON 76, LONGWOOD 65

Longwood - 65 • 1-1

##	Player		Total FG-RGA	3-Ptr FG-RGA	FT-FTA	Rebounds Off Def Tot	PF	TP	A	TO	Blk	Stl	Min
14	Abraham Deng	F	0-0	0-0	0-0	0 1 1	2	0	0	0	0	0	11:39
20	Jordan Cintron	F	1-6	0-0	0-0	3 6 9	5	2	0	0	1	1	20:10
21	Jashaun Smith	F	3-5	1-1	0-0	0 0 0	3	7	0	0	0	1	13:23
3	Lorenzo Phillips	G	3-14	2-7	0-0	0 1 1	0	8	6	3	0	0	32:40
4	Jaylon Wilson	G	4-9	2-6	0-0	0 1 1	2	10	0	1	1	0	16:14
0	Leslie Nkereuwem		4-5	0-0	0-1	5 2 7	4	8	1	0	0	0	23:37
11	Sean Flood		1-4	1-4	1-2	0 0 0	1	4	0	0	0	1	11:33
1	Christian Wilson		5-13	1-7	0-0	0 1 1	0	11	1	0	0	0	25:54
55	Juan Munoz		0-3	0-1	0-0	0 0 0	1	0	4	3	0	0	19:21
22	DeShaun Wade		3-6	3-5	4-4	2 2 4	0	13	1	1	0	0	18:20
13	Heru Bligen		1-2	0-0	0-0	0 0 0	0	2	0	0	0	0	07:09
Team						3 5 8							
Totals			25-67	10-31	5-7	13 19 32	18	65	13	8	2	3	200:00
FG % 1st: 9-36 25.0% 2nd: 16-31 51.6% OT: 25-67 37.3% Game: 25-67 37.3%													
3PT % 1st: 3-15 20.0% 2nd: 7-16 43.8% OT: 10-31 32.3% Game: 10-31 32.3%													
FT % 1st: 1-2 50.0% 2nd: 4-5 80.0% OT: 5-7 71.4% Game: 5-7 71.4%													
George Mason - 76 • 2-0													

##	Player		Total FG-RGA	3-Ptr FG-RGA	FT-FTA	Rebounds Off Def Tot	PF	TP	A	TO	Blk	Stl	Min
12	AJ Wilson	F	5-10	0-0	1-3	1 2 3	3	11	1	3	5	0	22:40
33	Greg Calixte	F	1-2	0-0	0-0	0 1 1	1	2	1	1	0	0	11:39
10	Jamal Hartwell II	G	6-10	2-4	5-5	0 4 4	0	19	2	1	0	0	35:29
11	Jordan Miller	G	3-5	0-0	2-4	1 2 3	3	8	0	1	0	1	31:17
23	Javon Greene	G	6-11	4-7	2-2	0 6 6	3	18	3	4	0	0	26:38
0	Goanar Mar		1-1	0-0	0-0	1 3 4	0	2	1	0	0	0	16:59
13	Josh Odoro		4-7	0-1	2-3	2 2 4	1	10	1	1	2	0	16:02
2	Xavier Johnson		3-5	0-2	0-0	0 5 5	3	6	2	1	0	0	26:01
3	Bahaide Haidara		0-1	0-0	0-2	2 2 4	1	0	3	1	0	0	11:39
20	Jason Douglas-Stanley		0-1	0-0	0-0	0 0 0	0	0	0	0	0	0	01:36
Team						3 4 7							
Totals			29-63	6-14	12-19	10 31 41	15	76	14	14	7	1	200:00
FG % 1st: 13-28 46.4% 2nd: 16-25 64.0% OT: 29-63 54.7% Game: 29-63 54.7%													
3PT % 1st: 2-6 33.3% 2nd: 4-8 50.0% OT: 6-14 42.9% Game: 6-14 42.9%													
FT % 1st: 5-8 62.5% 2nd: 7-11 63.6% OT: 12-19 63.2% Game: 12-19 63.2%													
Officials: A.J. Desai, Sean Hull, Tim Comer													
Technical fouls: Longwood - NONE George Mason - NONE													
Attendance: 5113													

Score by periods	1st	2nd	Total
Longwood	22	43	65
George Mason	33	43	76

Last FG - LWU 2nd-1:20, MASON 2nd - 0:10,
Largest lead - LWU by 0 1st - 20:00, MASON by 20 1st - 3:46
LWU led for 0:00, MASON led for 39:48, Game was tied for 00:12

Score tied - 0 times,
Lead changed - 0 times.

GAME #3: GEORGE MASON 80, LIU 74

LIU - 74 • 0-3

##	Player		Total FG-RGA	3-Ptr FG-RGA	FT-FTA	Rebounds Off Def Tot	PF	TP	A	TO	Blk	Stl	Min
24	Tyrn Flowers	F	5-10	1-5	2-3	2 12 14	3	13	3	0	2	1	36:32
0	Virshon Cotton	G	5-11	1-4	0-0	0 2 2	3	11	4	2	0	2	34:16
1	Julian Batts	G	1-6	0-4	0-0	1 3 4	2	2	1	3	2	1	32:09
3	Jashaun Agosto	G	5-8	0-1	4-4	1 2 3	2	14	0	2	0	1	29:05
23	Raiquan Clark	G	10-18	1-2	5-9	2 4 6	3	26	1	4	0	0	38:17
10	Jermaine Jackson Jr.		3-10	2-5	0-0	1 1 2	0	8	1	2	0	1	21:55
4	Jack Ballantyne		0-0	0-0	0-2	1 1 2	1	0	0	1	0	0	05:11
30	Ashtyn Bradley		0-0	0-0	0-0	0 0 0	2	0	0	0	0	0	02:35
Team						4 1 5					1		
Totals			29-63	5-21	11-18	12 26 38	16	74	10	15	4	6	200:00
FG % 1st: 13-29 44.8% 2nd: 16-34 47.1% OT: 29-63 46.0% Game: 29-63 46.0%													
3PT % 1st: 2-7 28.6% 2nd: 3-14 21.4% OT: 5-21 23.8% Game: 5-21 23.8%													
FT % 1st: 8-15 53.3% 2nd: 3-3 100.0% OT: 11-18 61.1% Game: 11-18 61.1%													
George Mason - 80 • 3-0													

George Mason - 80 @ 3-0																
##	Player		Total FG-RGA	3-Ptr FG-RGA	FT-FTA	Rebounds			PF	TP	A	TO	Blk	Stl	Min	
						Off	Def	Tot								
12	AJ Wilson	F	5-8	0-0	0-0	1	6	7	2	10	1	3	3	1	22:04	
33	Greg Calixte	F	2-2	0-0	1-2	1	2	3	3	5	2	0	0	0	13:05	
10	Jamal Hartwell II	G	3-10	1-3	1-1	0	0	0	2	8	3	0	0	1	37:59	
11	Jordan Miller	G	10-18	3-5	2-2	3	2	5	0	25	0	3	2	2	34:19	
23	Javon Greene	G	4-5	1-2	3-4	0	8	8	4	12	2	0	1	1	23:33	
0	Goanar Mar		2-9	0-4	0-0	2	2	4	2	4	1	2	0	1	26:26	
2	Xavier Johnson		4-11	0-3	5-6	2	3	5	0	13	2	1	0	1	24:27	
13	Josh Oduru		1-2	0-0	0-0	1	1	2	2	2	0	0	1	0	06:12	
20	Jason Douglas-Stanley		0-2	0-1	1-2	0	2	2	1	1	0	1	0	0	11:55	
Team						2	1	3				0				
Totals			31-67	5-18	13-17	12	27	39	16	80	11	10	7	200:00		
FG %		1st: 15-37	40.5%	2nd: 16-30	53.3%	Game: 31-67		46.3%								
3PT %		1st: 2-11	18.2%	2nd: 3-7	42.9%	Game: 5-18		27.8%								DeadBall
FT %		1st: 4-7	57.1%	2nd: 9-10	90.0%	Game: 13-17		76.5%								Rebound



MASON BASKETBALL

2019-20 Men's Basketball Game Notes

2019-20 George Mason Overall Statistics

Game Records

Record	Overall	Home	Away	Neutral
ALL GAMES	3-0	3-0	0-0	0-0
CONFERENCE	0-0	0-0	0-0	0-0
NON-CONFERENCE	3-0	3-0	0-0	0-0

Score by Periods

Team	1st	2nd	OT	TOT
George Mason	89	119	16	224
Opponents	80	111	3	194

Team Box Score

No.	Player				Total		3-Point		F-Throw		Rebounds													
		GP-GS	MIN	AVG	FG-FGA	FG%	3FG-FGA	3FG%	FT-FTA	FT%	OFF	DEF	TOT	AVG	PF	DQ	A	TO	BLK	STL	PTS	AVG		
11	MILLER, Jordan	3-3	91:06	30.4	17-29	.586	3-5	.600	5-8	.625	6	4	10	3.3	5	0	3	6	2	5	42	14.0		
23	GREENE, Javon	3-3	85:39	28.5	14-28	.500	8-18	.444	5-6	.833	0	19	19	6.3	11	0	10	8	1	4	41	13.7		
10	HARTWELL II, Jamal	3-3	112:32	37.5	13-33	.394	7-17	.412	6-9	.667	0	6	6	2.0	2	0	6	1	0	2	39	13.0		
12	WILSON, AJ	3-3	76:40	25.6	16-30	.533	0-1	.000	4-8	.500	11	10	21	7.0	9	0	4	7	13	1	36	12.0		
2	JOHNSON, Xavier	3-0	80:10	26.7	12-23	.522	1-7	.143	9-11	.818	2	11	13	4.3	3	0	8	6	0	3	34	11.3		
33	CALIXTE, Greg	3-3	46:17	15.4	6-7	.857	0-0	.000	1-2	.500	1	7	8	2.7	7	0	3	2	0	1	13	4.3		
13	ODURO, Josh	3-0	33:19	11.1	5-12	.417	0-1	.000	2-3	.667	4	5	9	3.0	4	0	1	1	3	0	12	4.0		
0	MAR, Goanar	3-0	65:32	21.8	3-14	.214	0-6	.000	0-0	.000	3	5	8	2.7	2	0	3	2	0	1	6	2.0		
20	DOUGLAS-STANLEY, Jason	3-0	18:51	6.3	0-4	.000	0-2	.000	1-2	.500	0	2	2	0.7	2	0	0	1	0	0	1	0.3		
3	HAÏDARA, Bahaïde	2-0	14:55	7.5	0-3	.000	0-0	.000	0-2	.000	4	2	6	3.0	2	0	3	2	0	0	0	0.0		
Team											7	7	14					2						
Total		3			86-183	.470	19-57	.333	33-51	.647	38	78	116	38.7	47	0	41	38	19	17	224	74.7		
Opponents		3			75-188	.399	19-72	.264	25-38	.658	45	69	114	38.0	49	-	37	42	7	13	194	64.7		

Team Statistics

	GMU	OPP
Scoring	224	194
Points per game	74.7	64.7
Scoring margin	+10.0	-
Field goals-att	86-183	75-188
Field goal pct	.470	.399
3 point fg-att	19-57	19-72
3-point FG pct	.333	.264
3-pt FG made per game	6.3	6.3
Free throws-att	33-51	25-38
Free throw pct	.647	.658
F-Throws made per game	11.0	8.3
Rebounds	116	114
Rebounds per game	38.7	38.0
Rebounding margin	+0.7	-
Assists	41	37
Assists per game	13.7	12.3
Turnovers	38	42
Turnovers per game	12.7	14.0
Turnover margin	+1.3	-
Assist/turnover ratio	1.1	0.9
Steals	17	13
Steals per game	5.7	4.3
Blocks	19	7
Blocks per game	6.3	2.3
Winning streak	3	-
Home win streak	3	-
Attendance	13165	0
Home games-Avg/Game	3-4388	0-0
Neutral site-Avg/Game	-	0-0

Team Results

Date	Opponent		Score	Att.
11/05/19	Navy	W	68-55	5620
11/08/19	Longwood	W	76-65	5113
11/13/19	LIU	W	80-74	2432