



GEORGE MASON

MEN'S BASKETBALL



1

MASON PATRIOTS (0-0, 0-0 A-10) vs TOWSON TIGERS (0-0, 0-0 CAA)

Saturday, Nov. 12, 2016 • 7:00 p.m. •
Fairfax, Va • EagleBank Arena

2016-17 SCHEDULE

N. 12	TOWSON
N. 15	LEBANON VALLEY#
N. 18	MOUNT ST. MARY'S
N. 21	vs. Houston#
N. 22	vs. Kent St/S. Dakota#
N. 23	vs. TBD#
N. 26	JAMES MADISON
N. 30	at Northern Iowa
D. 3	MERCER
D. 7	at Penn State
D. 10	at University of Pennsylvania
D. 12	LONGWOOD
D. 22	PRAIRIE VIEW A&M
D. 30	VCU*
J. 4	MASSACHUSETTS*
J. 7	at St. Bonaventure*
J. 10	at Saint Joseph's*
J. 14	SAINT LOUIS*
J. 22	at Richmond*
J. 25	GEORGE WASHINGTON*
J. 28	at Massachusetts*
F. 1	at Saint Louis*
F. 4	LA SALLE*
F. 8	at Davidson*
F. 11	FORDHAM*
F. 14	RICHMOND*
F. 18	RHODE ISLAND*
F. 21	at Dayton*
F. 26	at George Washington*
M. 1	DUQUESNE
M. 4	at VCU*

#Gulf Coast Showcase
(Estero, Fla.)

* A-10 Contest

^ A-10 Tournament (PPG Paints Arena)



MASON INFO

GEORGE MASON



PATRIOTS

Record 0-0 (0-0 A-10)
Last Game L, 83-78 vs. Saint Louis (A-10)
Streak L1

Head Coach Dave Paulsen (Williams College, 1987)
Career Record 407-235 / 22 years

TOWSON INFO

TOWSON



TIGERS

Record 0-0 (0-0 CAA)
Last Game L, 90-72 vs. Oakland (Vegas 16)
Streak L1

Head Coach Pat Skerry (Tufts, '92)
Career Record 100-113 / 8th season
Towson Record 76-88 / 5 years

BROADCAST INFO

GoMason Digital Network/A-10 Mobile App
Play-by-Play: Bill Rohland

STORYLINES

» The Patriots and Tigers competed against each other for 12 seasons as members of the CAA, with the Patriots winning 19 of 20 match-ups, losing only the final game, 85-81 in overtime.

» George Mason is opening the season for the eighth straight year at home, winning five of the games. The last time the Patriots opened on the road was at Vermont in 2008.

» Towson is predicted to finish second in the CAA behind UNCW. Senior Arnaud William Adala Moto and junior Mike Morsell earned preseason recognition from the CAA. Adala-Moto was named a preseason first-team all-CAA selection, while Morsell was named to the second team.

» Towson enters the season with three players that have scored at least 600 points: Arnaud William Adala Moto (860), John Davis (796) and Mike Morsell (633).

MASON AVERAGES

PROBABLE STARTERS

Pos.	No.	Player	GP-GS	PPG	RPG	A	FG%	FT%
G	4	Otis Livingston II (So., 5'11", 162)	32-32	11.9	2.6	114	.390	.777
G	5	Jaire Grayer (So., 6'4", 187)	32-31	9.5	3.8	27	.380	.536
G	22	Marquise Moore (Sr., 6'2", 200)	28-27	11.4	6.1	86	.398	.679
G	1	DeAndre Abram (So., 6'7", 182)	32-13	6.6	2.9	6	.344	.703
F	31	Jalen Jenkins (RSr., 6'7", 245)	32-4	7.1	5.5	18	.497	.692

OFF THE BENCH

Pos.	No.	Player	GP-GS	PPG	RPG	A	FG%	FT%
G	2	Kameron Murrell (So., 6'2", 200)	32-2	1.9	1.3	9	.187	.813
G	3	Justin Kier (Fr., 6'2", 180)						
G	10	Karmari Newman (Fr., 6'4", 170)						
F	11	A.J. Wilson (Fr., 6'6", 180)						
G	12	Myles Tate (RSr., 5'7", 161)	16-0	0.6	0.4	3	.200	.833
F	14	Daniel Relvao (RFr., 6'10", 255)						
F	15	Danny Dixon (So., 6'10", 228)	25-0	1.2	1.2	7	.391	.650
F	25	Troy Temara (Fr., 6'8", 225)						
G	32	Ian Boyd (Fr., 6'4", 185)						

» **50 YEARS OF MASON HOOPS**

• The George Mason men's basketball program plans to celebrate a significant milestone all season long. The Patriots will be recognizing 50 years of George Mason men's basketball. Since Mason first took the court on Dec. 6, 1966, the Patriots (first called the Marauders) have played more than 1,400 games.

66' – 67'

- Formation of the men's basketball team, the Marauders, coached by Arnold Siegfried. W.T. Woodson High School serves as home court

Highlights vs. Towson

- 4th most wins against any team in program history (32)

1/30/84 -> Program wins its milestone 200th game against Towson 92-66. Rob Rose scores 18 points in the win.

2/28/09 -> The, then, Patriot Center, had a sellout crowd (9,840) see the Patriots defeat Towson 71-59.

12/1/04 -> Lamar Butler shot 7/11 on 3pt field goal attempts against Towson. His seven 3 pointers are tied for 3rd most 3pt makes in a single game in program history

1/17/79 -> Patriots defeat Towson 87-64, their second of five straight wins and seventh overall win during their first season in Division I play.

» **TOWSON CONVERTS SECOND CHANCE POINTS**

• In Mason's loss at Towson (12/2/15), the Tigers pulled down 12 offensive rebounds, converting for 20 second chance points.

• The last time an opponent scored 20+ second chance points was ODU in Fairfax on December 3, 2014. ODU posted 20 second chance points on 15 offensive rebounds in the win.

» **LIVINGSTON TO THE POINT**

• Livingston, an Atlantic 10 All-Rookie Team selection, led all freshmen in scoring in the conference averaging 11.9 points per game. The only Patriot to start all 32 games in 2015-16, he led the team in scoring, assists (114) and steals (23) in freshman campaign. The Linden, N.J. native finished the regular season tying his career-high of 21 points against Richmond (3/5), hitting a perfect 5-of-5 from three-point range.

» **RETURNING BACKCOURT**

• Senior Marquise Moore and Livingston II return as the starting backcourt. Moore was the second leading scorer behind Otis with 11.4 points per game. The duo started 27 of the 32 games together.

STATS COMPARISON (15-16 Stats)

	Mason	TU
Points/Game	66.9	71.5
Opp. Points	72.3	67.5
FG%	.406	.426
Opp. FG%	.423	.418
3-pt FG%	.292	.317
Opp. 3-pt FG%	.353	.344
3-pt FG Made/Game	5.4	5.5
Opp. 3-pt FG	7.5	6.3
FT%	.671	.674
Opp. FT%	.712	.742
FT Made/Game	13.6	17.2
Opp. FT Made	13.1	15.9
Rebounds/game	42.5	39.2
Opp. Rebounds	34.6	32.0
Rebounding Margin	+7.9	+7.2
Assists/Game	10.3	11.2
Opp. Assists	12.7	10.9
Turnovers/Game	12.7	12.2
Opp. TOs	7.0	12.5
Turnover Margin	-5.7	+0.4
Steals/Game	2.9	6.2
Opp. Steals	5.5	5.2
Blocks/Game	3.7	4.7
Opp. Blocks	3.9	3.4

THE SERIES HISTORY: Towson

All-Time Record	Mason leads, 32-10
Under Paulsen	Towson leads, 0-1
Current Streak	L2
Last Meeting	12/2/15, L 75-54

*The Patriots and Tigers competed against each other for 12 seasons in the CAA, with the Patriots winning 19 of 20 matchups, losing only the final game, 85-81, in overtime.

*Towson won the first non-conference meeting between the teams since Mason joined the A-10, 75-54, last year at the SECU Arena in Towson.

ATLANTIC 10 MEN'S BASKETBALL 2016-17 PRESEASON POLL

1. Dayton
2. Rhode Island
3. VCU
4. Davidson
5. St. Bonaventure
6. Richmond
7. La Salle
8. George Washington
9. Saint Joseph's
10. Massachusetts
11. Fordham
12. George Mason
13. Duquesne
14. Saint Louis

ATLANTIC 10 MEN'S BASKETBALL 2016-17 PRESEASON TEAMS

ALL-CONFERENCE FIRST TEAM

1. Jack Gibbs..... Davidson
2. Charles Cooke Dayton
3. Tyler Cavanaugh..... GW
4. T.J. Cline Richmond
5. Jaylen Adams..... St. Bona's

ALL-CONFERENCE SECOND TEAM

1. Scoochie Smith Dayton
2. Jordan Price..... La Salle
3. Hassan Martin URI
4. E.C. Matthews URI
5. Mo Alie-Cox..... VCU

ALL-CONFERENCE THIRD TEAM

1. Peyton Aldridge..... Davidson
2. Joseph Chartouny..... Fordham
3. Donte Clark UMass
4. ShawnDre' Jones Richmond
5. JeQuan Lewis..... VCU

ATLANTIC 10 MEN'S BASKETBALL 2016-17 PRESEASON TEAMS

ALL-CONFERENCE DEFENSIVE TEAM

1. Charles Cooke Dayton
2. Kyle Davis..... Dayton
3. Hassan Martin URI
4. Mo Alie-Cox..... VCU
5. JeQuan Lewis..... VCU

DOUBLE-FIGURE SCORING

	2016-17	CAREER	CONSECUTIVE
DEANDRE ABRAM	0	6	--
JAIRE GRAYER	0	13	1
JALEN JENKINS	0	24	--
OTIS LIVINGSTON II	0	24	2
MARQUISE MOORE	0	35	1
KAMERON MURRELL	0	1	--

DOUBLE-FIGURE REBOUNDING

	2016-17	CAREER	CONSECUTIVE
DEANDRE ABRAM	0	1	--
JALEN JENKINS	0	8	1
MARQUISE MOORE	0	3	--

DOUBLE-DOUBLES

	2016-17	CAREER	CONSECUTIVE
DEANDRE ABRAM	0	1	--
JALEN JENKINS	0	5	--
MARQUISE MOORE	0	3	--

20-POINT GAMES

	2016-17	CAREER	CONSECUTIVE
DEANDRE ABRAM	0	2	--
JAIRE GRAYER	0	3	--
JALEN JENKINS	0	3	--
OTIS LIVINGSTON II	0	2	--
MARQUISE MOORE	0	5	--

15-REBOUND GAMES

	2016-17	CAREER	CONSECUTIVE
MARQUISE MOORE	0	1	--

LAST TIME THEY MET... TOWSON 75, MASON 54

Official Basketball Box Score -- Game Totals -- Final Statistics
George Mason vs Towson
12/2/15 7:05 pm at Towson, Md. (SECU Arena)

George Mason 54 • 3-5

#	Player	Total		3-Ptr		Rebounds			PF	TP	A	TO	Blk	Stl	Min
		FG	FGA	FG	FGA	Off	Def	Tot							
10	GUJANICIC, Marko	r	5-9	1-2	1-1	1	1	2	2	12	0	2	0	0	20
14	THOMPSON, Shevon	c	3-7	0-0	1-1	4	8	12	3	7	2	4	1	0	26
04	LIVINGSTON, Otis	g	2-6	0-1	6-6	0	3	3	0	10	3	1	0	1	32
05	GRAYER, Jaire	g	0-11	0-3	0-0	4	2	6	2	0	0	1	0	0	22
22	MOORE, Marquise	g	2-5	0-0	0-2	0	3	3	3	4	4	1	0	1	28
01	ABRAM, DeAndre	g	3-8	1-4	1-2	0	3	3	1	8	0	0	0	0	20
02	MURRELL, Kameron	g	0-0	0-0	0-0	1	0	1	0	0	0	1	0	0	6
03	HOLLOWAY, Patrick	g	2-6	1-3	2-2	0	0	0	1	7	0	1	0	1	17
15	DIXON, Danny	g	0-1	0-0	0-0	0	0	0	0	0	0	0	0	0	3
31	JENKINS, Jalen	g	3-7	0-0	0-2	6	3	9	4	6	1	1	1	1	26
	Team					1	2	3			1				
	Totals		20-60	3-13	11-16	17	25	42	16	54	10	13	2	4	200

FG % 1st Half: 11-28 39.3% 2nd half: 9-32 28.1% Game: 20-60 33.3%
3FG % 1st Half: 1-7 14.3% 2nd half: 2-6 33.3% Game: 3-13 23.1%
FT % 1st Half: 5-7 71.4% 2nd half: 6-9 66.7% Game: 11-16 68.8%

Towson 75 • 5-3

#	Player	Total		3-Ptr		Rebounds			PF	TP	A	TO	Blk	Stl	Min
		FG	FGA	FG	FGA	Off	Def	Tot							
10	Davis, John	r	6-10	0-1	1-1	1	4	5	0	13	1	2	0	1	27
15	Parker-Rivera, Timajah	r	0-2	0-0	0-2	3	1	4	2	0	2	0	3	0	20
24	Adala Moto, William	r	7-14	1-2	2-3	2	4	6	1	17	1	1	0	0	30
01	Hawkins, Byron	g	4-10	3-7	0-0	0	1	1	2	11	1	0	0	0	32
23	Morsell, Mike	g	6-14	2-5	6-6	1	5	6	2	20	1	1	0	0	28
02	Ivory, Josh	g	0-0	0-0	0-0	0	0	0	1	0	0	0	0	0	2
00	McNeil, Jordan	g	2-2	0-0	0-0	0	0	0	1	4	0	1	0	0	10
05	Foster, Walter	g	0-3	0-0	1-2	2	2	4	3	1	0	0	1	1	21
30	Davis, Mike	g	0-0	0-0	0-0	0	0	0	0	0	0	0	0	0	1
33	Keith II, Eddie	g	2-6	1-2	0-0	0	4	4	3	5	2	0	0	0	21
44	Thomas, Alex	g	1-2	0-0	2-3	2	1	3	1	4	0	0	0	0	8
	Team					1	3	4							
	Totals		28-63	7-17	12-17	12	25	37	16	75	8	5	4	2	200

FG % 1st Half: 12-36 33.3% 2nd half: 16-27 59.3% Game: 28-63 44.4%
3FG % 1st Half: 3-10 30.0% 2nd half: 4-7 57.1% Game: 7-17 41.2%
FT % 1st Half: 3-3 100.0% 2nd half: 9-14 64.3% Game: 12-17 70.6%

Officials: Tim Comer, Haywood Boetic, Trey Styons
Technical Fouls: George Mason-None, Towson-None.
Attendance: 1562

Score by periods	1st	2nd	Total
George Mason	28	26	54
Towson	30	45	75

	In	Off	2nd	Fast	Bench
Points					
MASON	30	4	11	2	21
TOWSO	30	16	20	7	14

Last FG - MASON 2nd-00:44, TOWSON 2nd-01:01.
Largest lead - MASON by 9 1st-11:47, TOWSON by 23 2nd-01:01.
MASON led for 13:15. TOWSON led for 24:25. Game was tied for 02:20.

Score tied - 4 times.
Lead changed - 2 times.

THE PATRIOTS' RECORD IN 2015-16 WHEN...

Mason led at the half	9-4	Others led team in rebounding	3-7
Mason trailed at the half	1-17	Gujanicic led team in assists	1-3
Mason was tied at the half	1-0	Moore led team in assists	4-8
Mason led with 5:00 to play	8-2	Others led team in assists	7-14
Mason trailed with 5:00 to play	1-18	Opponent was better than .500	8-15
Mason outrebounded opposition	10-15	Opponent was less than .500	3-5
Opposition outrebounded Mason	0-6	Opponent had .500 record	0-1
Teams were equal in rebounding	1-0	Four or more scored in double figures	5-8
Mason shot 45 percent or better	7-3	Three or fewer scored in double figures	6-13
Mason shot less than 45 percent	4-18	Day (game began before 6 p.m.)	6-6
Mason had better shooting pct.	8-6	Night (game began 6 p.m. or later)	5-15
Opposition had better shooting pct.	2-14	November	3-4
Teams were even in shooting pct.	0-0	December	3-3
Mason shot 70% FT or better	5-6	January	1-7
Mason shot less than 70% FT	6-15	February	3-5
Mason shot better from FT line	7-5	March	1-2
Opposition shot better from FT line	3-16	April	0-0
Mason scored 70 points or more	7-6	Monday	0-1
Mason scored fewer than 70 points	4-15	Tuesday	1-3
Opposition scored 70 points or more	4-17	Wednesday	1-7
Opposition scored fewer than 70 points	6-4	Thursday	1-0
Game went to overtime	1-1	Friday	1-2
Game decided by 1-2 points	1-2	Saturday	5-5
Game decided by 3-5 points	3-1	Sunday	0-3
Game decided by 6-9 points	2-6	Televised game	7-11
Game decided by 10-15 points	3-4	Mason wore green	4-11
Game decided by 15 or more points	2-8	Mason wore grey	0-2
Grayer led team in scoring	3-4	Mason wore white	7-8
Livingston led team in scoring	2-6	Opposition was ranked in top 25	0-2
Moore led team in scoring	1-7		
Jenkins led team in scoring	1-2		
Thompson led team in scoring	2-3		
Others led team in scoring	2-1		
Thompson led team in rebounding	8-16		
Gujanicic led team in rebounding	0-3		

NOTE: Individual leader stats include ties.

2015-16 SCORING BREAKDOWN

	TOTAL	1ST	2ND	START	BENCH	FR	JR	SR
COLGATE	53	22	31	41	12	23	18	12
AT MERCER	60	28	32	54	6	29	11	20
VS. OLE MISS	68	33	35	60	8	31	14	23
VS. OKLAHOMA STATE	71	26	30	69	2	34	4	33
VS. NO. 6 VIRGINIA	66	39	27	58	8	31	14	21
AT MANHATTAN	67	42	25	56	11	24	19	24
WRIGHT STATE	66	32	34	39	27	34	14	18
AT TOWSON	54	28	26	33	21	18	10	26
PENN	63	29	34	56	7	39	11	13
NORTHERN IOWA	65	26	39	54	11	26	21	18
AT JAMES MADISON	46	18	28	35	11	16	15	15
LONGWOOD	75	32	43	60	15	52	23	0
WAGNER	71	30	41	62	9	44	23	4
AT VCU*	47	22	25	33	14	25	14	8
ST. BONAVENTURE*	58	34	24	42	16	21	16	21
AT DAVIDSON*	75	40	35	47	28	28	35	12
SAINT JOSEPH'S*	73	35	38	60	13	28	27	18
AT SAINT LOUIS*	92	34	58	72	20	39	33	20
AT FORDHAM*	62	28	34	45	17	25	20	17
DUQUESNE*	75	31	44	48	27	32	22	21
GW*	70	31	39	57	19	38	18	14
AT RICHMOND*	78	29	49	68	10	42	16	20
DAYTON*	64	31	33	48	16	38	11	15
AT RHODE ISLAND*	63	37	26	48	15	27	10	26
DAVIDSON*	60	29	31	43	17	23	17	20
SAINT LOUIS*	77	27	45	51	26	39	18	20
AT MASSACHUSETTS*	64	22	42	51	13	34	11	19
VCU*	76	35	41	58	18	22	31	23
AT LA SALLE*	68	29	39	53	15	26	16	26
AT G. WASHINGTON*	52	23	29	38	14	33	6	13
RICHMOND*	83	29	54	67	16	35	15	33
SAINT LOUIS(A10)	78	23	55	66	12	32	23	23
TOTALS	2140	928	1136	1672	474	988	556	596
PERCENTAGES		OT	20	.779	.224	46.3	25.8	27.9

» JENKINS' TIME

• Jenkins has been a strength underneath the basket in his three seasons at Mason, averaging 5.3 rebounds per game and blocking 82 shots. As a junior, the Brooklyn, N.Y. native averaged 7.1 points and 5.5 rebounds per game. He poured in a season-high 20 points at Davidson (1/9) and finished the season tying his season-high with 11 boards against Saint Louis in A-10 Tournament.

» CAPTAINS

• Senior Jalen Jenkins and sophomore Otis Livingston II have been elected captains of the 2016-17 George Mason men's basketball team by their teammates and coaching staff.

» 15-16 ROOKIE HONORS

• The Patriots had six Rookie of the Week honors last season as Otis Liv-

ington II, Jaire Grayer and DeAndre Abram each earned the honor.

- Abram picked up A-10 Rookie of the Week honors in two straight weeks.
- Otis Livingston II picked up three A-10 Rookie of the Week honors.
- Jalen Jenkins was the last Patriot to record three Rookie of the Week honors in 2013-14.

» MASON PARTNERS WITH MASN

- George Mason and the Mid-Atlantic Sports Network (MASN) partnered together for the 11th consecutive season this year to broadcast the Patriots.
- MASN will broadcast three games including James Madison (11/26) and two A-10 contests: La Salle and Richmond.
- In addition, the Patriots will be featured nine times on the A-10 television package: four on ASN, three on NBCSN and one on CBSN.

» TWO NEW PATRIOTS JOIN THE FAMILY ON SIGNING DAY

• The Patriots gained two new members that signed National Letters of Intent.

• **Javon Greene (McDonough, Ga./Henry County High School)** Greene is ranked by Hoopseen as the No. 18 overall player in the state of Georgia's 2017 class. As a junior, Greene earned Second Team All-Region for Henry County High School after averaging 19 points, five rebounds and four assists per game, including a career-high 38 points. The Warhawks are preseason No. 1 in Georgia State 4A. He plays AAU for the Atlanta Allstars.

• **Goanar Mar (Mankato, Minn./DeLaSalle High School)** Mar is a three-time Minnesota Class AAA State Champion at DeLaSalle High School. As a junior, Mar averaged 20.2 points, 8.2 rebounds, 3.6 blocks and 2.6 steals per game. He was tabbed Northstar Hoops Class AAA Player of the Year. He also earned Tri-Metro Conference MVP and Star Tribune All-Metro Second Team accolades. Selected as team captain, Mar's Islanders are poised to repeat as state champions going into the season with a No. 1 ranking in the state.

» FACEBOOK LIVE

• In a groundbreaking move, the Atlantic 10 Conference will become the first league to deliver a package of regular season men's college basketball games via Facebook Live. The league will distribute 15 live contests, including five George Mason games, this season.

• All five of the Patriots broadcasts will be conference games, beginning with the home matchup with La Salle at EagleBank Arena on February 4. The game against the Explorers and the contest against Richmond (2/14) will be simulcasts of the Mid-Atlantic Sports Network's (MASN) production. Three Patriots away games will be on Facebook Live—Dayton (2/21), George Washington (2/26) and VCU (3/4).

» JUST MASON PLEASE!

• When abbreviating George Mason University in reference to the athletics program, please shorten to Mason only, as opposed to GM or GMU. Thank you.

THE LAST TIME...

THE TEAM...

Won in overtime	11/20/15, W vs. Oklahoma State, 71-68 (OT)
Lost in overtime	2/17/16, L vs. Saint Louis, 77-79 (OT)
Played two overtimes	12/22/10, W at Duquesne, 85-79 (2OT)
Won by 20-30 points	11/28/15, W vs Wright State, 66-39
Won by 30-40 points	12/17/14, W vs. Catawba, 99-69
Won by 40+ points	1/03/08, W vs. UNC Wilmington, 101-60
Lost by 20+ points	3/1/16, L at George Washington, 52-74
Lost by 30+ points	2/6/16, L vs. No. 24 Dayton, 64-98
Scored 100+ points	1/03/08, W vs. UNC Wilmington, 101-60
Scored 90+ points	1/17/16, W vs. Saint Louis, 92-79
Scored fewer than 50 points	1/2/16, L at VCU, 47-71
Scored fewer than 40 points	3/5/10, W vs. UNC Wilmington, 35-33
Allowed fewer than 50 points	11/19/13, W vs. Saint Francis (Pa.), 58-46
Allowed fewer than 40 points	11/15/11, W vs. Monmouth, 71-39
Allowed 100+ points	3/16/10, L vs. Fairfield, 96-101
Shot over 60% from the field	2/28/15, W at Saint Louis, 78-50 (60.9%, 28-46)
Shot under 35% from the field	2/17/16, L vs Saint Louis, 79-79 (34.8%, 24-69)
Held opponent under 35% from the field	1/31/16, L vs. George Washington (32.8%, 20-61)
Attempted 30+ free throws	2/24/16, W vs. VCU (37)
Made 25 free throws	2/3/16, W at Richmond, 78-74 (27)
Had 45+ rebounds	3/5/16, W vs Richmond, 83-73, 55 (19 off, 36 def)
Had under 25 rebounds	2/6/16, L vs No. 24 Dayton, 64-98
Had 20+ assists	12/17/14, W vs. Catawba, 99-69 (21)
Made 15+ steals	12/18/03, W vs. McNeese State, 96-63 (19 steals)
Blocked 7+ shots	1/17/16, W vs. Saint Louis, 92-79 (8)

A PLAYER...

Scored 30+ points	2/19/14, Sherrod Wright vs No. 10 Saint Louis (34)
Made six+ three-point baskets	12/22/15, DeAndre Abram vs Wagner (6)
Made 10+ free throws.....	12/22/15, Marquise Moore vs. Wagner (10)
Had 20+ rebounds	1/31/89, Kenny Sanders vs. American (22)
Had 15+ rebounds	3/5/16, Shevon Thompson vs. Richmond (17)
Had 15+ assists	2/22/95, Curtis McCants vs. Richmond (15)*
Had 10+ assists.....	2/22/12, Bryon Allen at Northeastern (13)
Had six+ steals	3/9/13, Bryon Allen vs. Drexel (6)
Had five+ blocks	1/11/15, Shevon Thompson vs. UMass (5)

Bold indicates action happened in 2016-17 by active player

* - School record

2016-17 A-10 STANDINGS

	A-10	Pct.	Ovr.	Pct.
Dayton				
Davidson				
Duquesne				
Fordham				
La Salle				
George Mason				
George Washington				
Massachusetts				
Rhode Island				
Richmond				
St. Bonaventure				
Saint Joseph's				
Saint Louis				
VCU				

MASON IN THE 2015-16 A-10 STATS

SCORING OFFENSE	12th	66.9
SCORING DEFENSE	8th	72.3
SCORING MARGIN	12th	-5.4
FREE THROW %	10th	.671
FIELD GOAL %	13th	.406
FG % DEFENSE	4th	.423
3-PT FG %	14th	.292
3-PT FG% DEFENSE	9th	.347
REB. OFFENSE	1st	42.1
REB. DEFENSE	5th	34.7
REB. MARGIN	1st	+7.9
BLOCKED SHOTS	7th	3.7
ASSISTS	14th	10.3
STEALS	14th	2.8
TURNOVER MARGIN	14th	-5.75
ASSIST/T.O. RATIO	14th	0.8
OFFENSIVE REB.	1st	13.0
DEFENSIVE REB.	2nd	29.2

ATLANTIC 10 MEN'S BASKETBALL WEEKLY AWARDS

ROOKIE OF THE WEEK (2015-16)

Nov. 16.....	Ryan Mikesell, Dayton
Nov. 23.....	Jaire Grayer, Mason
Nov. 30.....	Joseph Chartouny, FOR
Dec. 7.....	Steve McElvene, Dayton
Dec. 14.....	Joseph Chartouny, FOR
Dec. 21.....	Joseph Chartouny, FOR
.....	DeAndre Abram, Mason
Dec. 28	DeAndre Abram, Mason
Jan. 4.....	Nicola Akele, URI
Jan. 11	Otis Livingston II, Mason
Jan. 18....	Otis Livingston II, Mason
.....	Jermaine Bishop, SLU
Jan. 25.....	Jermaine Bishop, SLU
Feb. 1.....	Joseph Chartouny, FOR
Feb. 8	Otis Livingston II, Mason
Feb. 15.....	Joseph Chartouny, FOR
Feb. 22.....	Jermaine Bishop, SLU
Feb. 29.....	Joseph Chartouny, FOR
Mar. 6.....	Joseph Chartouny, FOR

2016-17 GAME-BY-GAME HIGHS

Date	Opponent	Points	Rebounds	Assists	Blocks	Steals	Minutes
11/12	TOWSON						
11/15	LEBANON VALLEY						
11/18	MOUNT ST. MARY'S						
11/21	vs Houston						
11/22	vs Kent State/South Dakota						
11/23	vs TBA						
11/26	JAMES MADISON						
11/30	at Northern Iowa						
12/3	MERCER						
12/7	at Penn State						
12/10	at Univ. Of Pennsylvania						
12/12	LONGWOOD						
12/22	PRAIRIE VIEW A&M						
12/30	VCU						
1/4	MASSACHUSETTS						
1/7	at St. Bonaventure						
1/10	at Saint Joseph's						
1/14	SAINT LOUIS						
1/22	at Richmond						
1/25	GEORGE WASHINGTON						
1/28	at Massachusetts						
2/1	at Saint Louis						
2/4	LA SALLE						
2/8	at Davidson						
2/11	FORDHAM						
2/14	RICHMOND						
2/18	RHODE ISLAND						
2/21	at Dayton						
2/26	at George Washington						
3/1	DUQUESNE						
3/4	at VCU						

2016-17 GAME-BY-GAME STARTING LINEUPS

Date	Opponent	Center/Forward	Forward/Guard	Guard	Guard	Guard	Result
11/12	TOWSON						
11/15	LEBANON VALLEY						
11/18	MOUNT ST. MARY'S						
11/21	vs Houston						
11/22	vs Kent State/South Dakota						
11/23	vs TBA						
11/26	JAMES MADISON						
11/30	at Northern Iowa						
12/3	MERCER						
12/7	at Penn State						
12/10	at Univ. Of Pennsylvania						
12/12	LONGWOOD						
12/22	PRAIRIE VIEW A&M						
12/30	VCU						
1/4	MASSACHUSETTS						
1/7	at St. Bonaventure						
1/10	at Saint Joseph's						
1/14	SAINT LOUIS						
1/22	at Richmond						
1/25	GEORGE WASHINGTON						
1/28	at Massachusetts						
2/1	at Saint Louis						
2/4	LA SALLE						
2/8	at Davidson						
2/11	FORDHAM						
2/14	RICHMOND						
2/18	RHODE ISLAND						
2/21	at Dayton						
2/26	at George Washington						
3/1	DUQUESNE						
3/4	at VCU						

QUICK FACTS

GENERAL INFORMATION

Location: Fairfax, VA 22030-4444
Enrollment: 33,925
Founded: 1957 (University Status, 1972)
Nickname / Colors: Patriots / Green and Gold
Affiliation: NCAA Division I
Conference: Atlantic 10 Conference
President: Dr. Ángel G. Cabrera
Athletic Director: Brad Edwards
Arena (Capacity): EagleBank Arena (10,000)
Press Row Phone: 703-993-3044
Athletic Website: GoMason.com

HISTORY

First Year of Basketball: 1966
All-time Record (1966-2016 / 50 yrs): 735-717 (.510)
Division I Record (1979-2014 / 38 yrs): 610-527 (.535)
All-time Atlantic 10 Record (2013-pres./3 yrs) 19-47 (.288)
All-time CAA Record (1985-2013/28 yrs): 278-184 (.602)
CAA Champions: 1989, 1999, 2001, 2008
NCAA Tournament Record: 5-6
Appearances/years Six/1989, 1999, 2001, 2006, 2008, 2011
Last NCAA appearance 2011
(lost to Ohio State, 66-98, East Regional Third Round - Cleveland)
Last NCAA win 2011
(beat Villanova, 61-57, East Regional Second Round - Cleveland)
NIT Record: 3-4
Appearances/years Four/1986, 2002, 2004, 2009
Last NIT appearance 2009
(lost at Penn State (2009 NIT Champions), 77-73, OT)
CBI Record: 4-2
Appearances/years One/2013
20-Win Seasons: 12
(21-7 in 1983-84, 20-12 in 1985-86, 20-10 in 1987-88, 20-11 in 1988-89, 20-12 in 1989-90, 23-10 in 2003-04, 27-8 in 2005-06, 23-11 in 2007-08, 22-11 in 2008-09, 27-7 in 2010-11, 24-9 in 2011-12, 22-16 in 2012-13)
Record Crowds: **Home:** 9,840, eight times, last vs. Virginia (11/9/12)
Away: 19,891 (at North Carolina, 12/7/03)
Neutral: 43,822 (vs. Florida at RCA Dome, 4/1/06)

TEAM INFORMATION

	Total	Home	Away	Neutral
2015-16 Overall Record:	11-21	7-8	2-11	3-2
2015-16 Conference Record:	5-13	3-6	2-7	0-0
<i>Conference Finish</i>	<i>T12th (reg. season)</i>			
<i>A-10 Tournament</i>	<i>Lost to Saint Louis, 83-78</i>			
Starters returning/lost:	3/2			
Letterwinners returning/lost:	9/4			
Newcomers:	5 (Freshmen Ian Boyd, Justin Kier, Karmari Newman, Troy Temara, A.J. Wilson)			

BASKETBALL STAFF

Head Coach: Dave Paulsen (Williams College, 1987)
Overall Record: 407-235 (24th season)
Record at Mason: 11-21 (first season)
Best Time/Day to Reach: Contact SID
Assistants: Dane Fischer (Ithaca College, 2002)
 Aaron Kelly (Catholic, 2006)
 Duane Simpkins (Maryland, 2005)
Director, Basketball Operations: Ted Rawlings
Administrative Assistant: Carolyn Marsh
Basketball Office Phone: (703) 993-3240
Trainer: Rebekah Schmidt

ATHLETIC COMMUNICATIONS

Asst. AD, Comm./MBB Contact: Mark LaFrance
 Office phone: (703) 993-3246
 Cell phone: TBA
 E-mail address: TBA
Assoc. AD/Communications Maureen Nasser
 Office phone: (703) 993-3263
 Cell phone: (571) 296-1221
 E-mail address: mnasser@gmu.edu
Director, Patriot Productions: Jeff O'Bier
 Office Phone: (703) 993-3261
 E-mail address: jobier@gmu.edu
Facebook: facebook.com/MasonAthletics and MasonMBB
Twitter: @MasonMBB and @MasonAthletics

Returning Players (2015-16 Averages)

Name	PPG	RPG	FG%
Otis Livingston II	11.9	2.6	39.0
Marquise Moore	11.4	6.1	39.8
Jaire Grayer	9.5	3.8	38.0
Jalen Jenkins	7.1	5.5	49.7
DeAndre Abram	6.6	2.9	34.4
Kameron Murrell	1.9	1.3	18.7
Danny Dixon	1.2	1.2	39.1
Myles Tate	0.6	0.4	20.0
Daniel Relvao (Redshirted)			

Letterwinners Lost (2015-16 Averages)

Name	PPG	RPG	FG%
Shevon Thompson	15.0	10.6	57.7
Marko Gujanicic	9.2	6.5	42.3
Julian Royal	1.4	0.7	30.8
Michael Rudy	0.0	0.2	.000

Newcomers

Name	P	Ht	Hometown	Previous School
Ian Boyd	G	6-4	Apex, N.C.	Apex HS
Justin Kier	G	6-4	Spotswood, Va.	Spotswood HS
Karmari Newman	G	6-4	Detroit, Mich.	East English Village
Troy Temara	F	6-8	Syracuse, N.Y.	West Genesee
A.J. Wilson	F	6-6	Lanham, Md.	Elv8 Prep Academy

ROSTER

2016-17 Numerical Roster

#	Player	Pos.	Cl.	Ht.	Wt.	Hometown/High School/Previous School
1	DeAndre Abram	G	So.	6-7	195	Carrollton, Texas/Creekview
2	Kameron Murrell	G	So.	6-2	197	Long Beach, Calif./Long Beach Poly
3	Justin Kier	G	Fr.	6-4	182	Spotswood, Va./Spotswood
4	Otis Livingston II	G	So.	5-11	168	Linden, N.J./Linden
5	Jaire Grayer	G	So.	6-4	192	Flint, Mich./IMG Academy
10	Kamari Newman	G	Fr.	6-4	170	Detroit, Mich./East English Village Prep
11	A.J. Wilson	F	Fr.	6-6	189	Lanham, Md./Elv8 Prep Academy
12	Myles Tate	G	R-Sr.	5-7	161	Ashburn, Va./Briar Woods/Mars Hill
14	Daniel Relvao	F	R-Fr.	6-9	255	Coimbra, Portugal/Mountain Mission
15	Danny Dixon	F	So.	6-10	228	Grosse Pointe Park, Mich./Grosse Pointe South
22	Marquise Moore	G	Sr.	6-2	208	Queens, N.Y./St. Thomas More
25	Troy Temara	F	Fr.	6-8	231	Syracuse, N.Y./West Genesee
31	Jalen Jenkins	F	R-Sr.	6-7	246	Brooklyn, N.Y./Cardinal Hayes
32	Ian Boyd	G	Fr.	6-4	215	Cary, N.C./Apex

2016-17 Alphabetical Roster

#	Player	Pos.	Cl.	Ht.	Wt.	Hometown/High School/Previous School
1	DeAndre Abram	G	So.	6-7	195	Carrollton, Texas/Creekview
32	Ian Boyd	G	Fr.	6-4	215	Cary, N.C./Apex
15	Danny Dixon	F	So.	6-10	228	Grosse Pointe Park, Mich./Grosse Pointe South
5	Jaire Grayer	G	So.	6-4	192	Flint, Mich./IMG Academy
31	Jalen Jenkins	F	R-Sr.	6-7	246	Brooklyn, N.Y./Cardinal Hayes
3	Justin Kier	G	Fr.	6-4	182	Spotswood, Va./Spotswood
4	Otis Livingston II	G	So.	5-11	168	Linden, N.J./Linden
22	Marquise Moore	G	Sr.	6-2	208	Queens, N.Y./St. Thomas More
2	Kameron Murrell	G	So.	6-2	197	Long Beach, Calif./Long Beach Poly
10	Kamari Newman	G	Fr.	6-4	170	Detroit, Mich./East English Village Prep
14	Daniel Relvao	F	R-Fr.	6-9	255	Coimbra, Portugal/Mountain Mission
12	Myles Tate	G	R-Sr.	5-7	161	Ashburn, Va./Briar Woods/Mars Hill College
25	Troy Temara	F	Fr.	6-8	231	Syracuse, N.Y./West Genesee
11	A.J. Wilson	F	Fr.	6-6	189	Lanham, Md./Elv8 Prep Academy

Head Coach:

Dave Paulsen (Williams College, 1987)

Assistant Coaches:

Dane Fischer (Ithaca College, 2002)

Aaron Kelly (Catholic, 2006)

Duane Simpkins (Maryland, 2005)

Director, Basketball Operations:

Ted Rawlings (Penn, 2011)

Graduate Manager:

Bryson Johnson (Bucknell, 2013)

Athletic Trainer:

Rebekah Schmidt

Strength and Conditioning Coach:

Robert "Handy" Handerahan

Men's Basketball SID:

Mark LaFrance/Maureen Nasser

Administrative Assistant:

Carolyn Marsh

Pronunciation Guide:

Jaire Grayer: jai-AIR

Jalen Jenkins: JAY-len

Marquise Moore: Mar-KEESE

Daniel Relvao: rel-VOW

Justin Kier: Ky-ER



HEAD COACH DAVE PAULSEN

**SECOND SEASON • 407-235 (22 YEARS)
WILLIAMS COLLEGE, 1987**



- Named George Mason's 10th head coach on March 30, 2015
- Three-time Patriot League Coach of the Year at Bucknell (2015, 2012, 2011)
- Led the Bison to three straight regular season titles in the Patriot League
- Guided Bucknell to four postseason berths - two NCAA appearances and two NITs
- Developed Mike Muscala into a two-time Patriot League Player of the Year, All-American and an NBA Draft Selection with Atlanta Hawks
- Mentored six Academic All-Patriot League honorees, three Academic All-District II recognitions and one Academic All-American
- Led Williams College to a 2003 Division III national championship
- Prior to Williams College, guided St. Lawrence to back-to-back NCAA Tournament appearances



AWARDS & POSTSEASON APPEARANCES

2015

Patriot League Coach of the Year
Skip Prosser Man of the Year Award Finalist
NIT Appearance

2013

NABC Co-District 13 Coach of the Year
NCAA Tournament Appearance

2012

Patriot League Coach of the Year
NIT Appearance

2011

Patriot League Coach of the Year
NCAA Tournament Appearance

2007

NESCAC Championship
NCAA Tournament Appearance

2004

NABC Coach of the Year
NESCAC Championship
NCAA Tournament Appearance
Division III National Championship Runner-Up

2003

NABC Coach of the Year
NESCAC Championship
NCAA Tournament Appearance
Division III National Championship

2002

NCAA Tournament Appearance

2001

ECAC New England Championship

1997

UCAA Champions
NCAA Tournament Appearance

1996

NCAA Tournament Appearance

Paulsen Year-by-Year

St. Lawrence

Year	W-L
1994-95	10-15
1995-96	18-9
1996-97	22-4

Le Moyne

1997-98	20-8
1998-99	13-14
1999-2000	9-17

Williams College

2000-01	21-7
2001-02	22-6
2002-03	31-1
2003-04	30-2
2004-05	16-9
2005-06	17-8
2006-07	16-12
2007-08	17-8

Bucknell

2008-09	7-23
2009-10	14-17
2010-11	25-9
2011-12	25-10
2012-13	28-6
2013-14	16-14
2014-15	19-15

George Mason

2015-16	11-21
2016-17	

Career Head Coaching Record

22 Seasons	407-235 (.636)
------------------	----------------



DEANDRE ABRAM

#1

G • 6-7 • 195 • SO

CARROLLTON, TEXAS • CREEKVIEW

A-10 Rookie of the Week (Dec. 27 and Jan. 3)



CAREER HIGHS

Points	27	vs Wagner	12/22/15
Rebounds	10	vs Wagner	12/22/15
Assists	2	at VCU	1/2/16
Steals	1 (6x)	last at UMass	2/21/16
Blocks	3	at Saint Louis	1/17/16
FG Made	8	vs Longwood	12/19/15
3FG Made	6	vs Wagner	12/22/15
FT Made	7	vs Wagner	12/22/15
Minutes	33 (2x)	last vs Saint Louis	2/17/16

MISCELLANEOUS

	2016-17	Career
Double-figure scoring		6
20-pt games		2
3 or more 3pt FG		3
Double-figure assists	--	
5 or more assists	--	
2 or more steals	--	
Double-figure rebounds	--	
15 or more rebounds	--	

GAME-BY-GAME

	MIN	FG	FGA	PCT	3FG	3FGA	PCT	FT	FTA	PCT	O-D	TOT	PF	AST	BLK	ST	PTS
TOWSON																	
LEBANON VALLEY																	
MOUNT ST. MARY'S																	
vs. Houston																	
vs. TBD																	
vs. TBD																	
JAMES MADISON																	
at Northern Iowa																	
MERCER																	
at Penn State																	
at Penn																	
LONGWOOD																	
PRAIRIE VIEW A&M																	
VCU																	
UMASS																	
at St. Bonaventure																	
at Saint Joseph's																	
SAINT LOUIS																	
at Richmond																	
GW																	
at UMass																	
at Saint Louis																	
LA SALLE																	
at Davidson																	
FORDHAM																	
RICHMOND																	
RHODE ISLAND																	
at Dayton																	
at GW																	
DUQUESNE																	
at VCU*																	

ABRAM'S CAREER STATISTICS

GP-GS		TOTAL			3-POINT			FT			REBOUNDS			PF-D			AST			BLK			ST			PTS			AVG		
15-16	32-13	658-20.6	FG	FGA	PCT	FG	FGA	PCT	FT	FTA	PCT	O-D	TOT	AVG	PF-D	AST	BLK	ST	PTS	AVG											
15-16	32-13	658-20.6	76	221	.344	33	120	.275	26	37	.703	25-69	94	2.9	46-0	6	12	6	211	6.6											



KAMERON MURRELL

#2

G • 6-2 • 197 • SO

LONG BEACH, CALIF. • LONG BEACH POLY



CAREER HIGHS

Points	13	vs Saint Louis	2/17/16
Rebounds	5	at JMU	12/12/15
Assists	1 (8x)	last vs Saint Louis	2/17/16
Steals	1 (4x)	last at Rhode Island	2/9/16
Blocks	2	vs Wagner	12/22/15
FG Made	3	vs Saint Louis	2/17/16
3FG Made	3	lvs Saint Louis	2/17/16
FT Made	4	vs Saint Louis	2/17/16
Minutes	32	vs Saint Louis	2/17/16

MISCELLANEOUS

	2016-17	Career
Double-figure scoring		1
20-pt games	--	
3 or more 3pt FG		1
Double-figure assists	--	
5 or more assists	--	
2 or more steals	--	
Double-figure rebounds	--	
15 or more rebounds	--	

GAME-BY-GAME

	MIN	FG	FGA	PCT	3FG	3FGA	PCT	FT	FTA	PCT	O-D	TOT	PF	AST	BLK	ST	PTS
TOWSON																	
LEBANON VALLEY																	
MOUNT ST. MARY'S																	
vs. Houston																	
vs. TBD																	
vs. TBD																	
JAMES MADISON																	
at Northern Iowa																	
MERCER																	
at Penn State																	
at Penn																	
LONGWOOD																	
PRAIRIE VIEW A&M																	
VCU																	
UMASS																	
at St. Bonaventure																	
at Saint Joseph's																	
SAINT LOUIS																	
at Richmond																	
GW																	
at UMass																	
at Saint Louis																	
LA SALLE																	
at Davidson																	
FORDHAM																	
RICHMOND																	
RHODE ISLAND																	
at Dayton																	
at GW																	
DUQUESNE																	
at VCU*																	

MURRELL'S CAREER STATISTICS

GP-GS	MIN-AVG	TOTAL			3-POINT			FT	FTA	PCT	REBOUNDS			PF-D	AST	BLK	ST	PTS	AVG	
		FG	FGA	PCT	FG	FGA	PCT				O-D	TOT	AVG							
15-16	32-2	373-11.7	17	91	.187	15	67	.224	13	16	.813	10-30	40	1.3	26-0	9	3	5	62	1.9



JUSTIN KIER

#3

G • 6-4 • 182 • FR
SPOTSWOOD, VA. • SPOTSWOOD



CAREER HIGHS

Points	_____
Rebounds	_____
Assists	_____
Steals	_____
Blocks	_____
FG Made	_____
3FG Made	_____
FT Made	_____
Minutes	_____

MISCELLANEOUS


	2016-17	Career
Double-figure scoring	_____	_____
20-pt games	_____	_____
3 or more 3pt FG	_____	_____
Double-figure assists	_____	_____
5 or more assists	_____	_____
2 or more steals	_____	_____
Double-figure rebounds	_____	_____
15 or more rebounds	_____	_____

GAME-BY-GAME

	MIN	FG	FGA	PCT	3FG	3FGA	PCT	FT	FTA	PCT	O-D	TOT	PF	AST	BLK	ST	PTS
TOWSON																	
LEBANON VALLEY																	
MOUNT ST. MARY'S																	
vs. Houston																	
vs. TBD																	
vs. TBD																	
JAMES MADISON																	
at Northern Iowa																	
MERCER																	
at Penn State																	
at Penn																	
LONGWOOD																	
PRAIRIE VIEW A&M																	
VCU																	
UMASS																	
at St. Bonaventure																	
at Saint Joseph's																	
SAINT LOUIS																	
at Richmond																	
GW																	
at UMass																	
at Saint Louis																	
LA SALLE																	
at Davidson																	
FORDHAM																	
RICHMOND																	
RHODE ISLAND																	
at Dayton																	
at GW																	
DUQUESNE																	
at VCU*																	

KIER'S CAREER STATISTICS

GP-GS	MIN-AVG	TOTAL			3-POINT			REBOUNDS												
		FG	FGA	PCT	FG	FGA	PCT	FT	FTA	PCT	O-D	TOT	AVG	PF-D	AST	BLK	ST	PTS	AVG	
16-17																				



OTIS LIVINGSTON II

#4

G • 5-11 • 168 • SO

LINDEN, N.J. • LINDEN

3X A-10 Rookie of the Week (Jan. 17, Jan. 24 and Feb. 14)

A-10 All-Rookie Team



CAREER HIGHS

Points	21 (2x)	last vs Richmond	3/5/16
Rebounds	7	vs VCU	2/24/16
Assists	7	vs GW	1/31/16
Steals	3 (2x)	last at VCU	1/2/16
Blocks	--		
FG Made	7 (4x)	last vs Richmond	3/5/16
3FG Made	5	vs Richmond	3/5/16
FT Made	8	at Richmond	2/3/16
Minutes	43	vs Saint Louis	2/17/16

MISCELLANEOUS

	2016-17	Career
Double-figure scoring		23
20-pt games		2
3 or more 3pt FG		6
Double-figure assists		
5 or more assists		12
2 or more steals		6
Double-figure rebounds		
15 or more rebounds		

GAME-BY-GAME

	MIN	FG	FGA	PCT	3FG	3FGA	PCT	FT	FTA	PCT	O-D	TOT	PF	AST	BLK	ST	PTS
TOWSON																	
LEBANON VALLEY																	
MOUNT ST. MARY'S																	
vs. Houston																	
vs. TBD																	
vs. TBD																	
JAMES MADISON																	
at Northern Iowa																	
MERCER																	
at Penn State																	
at Penn																	
LONGWOOD																	
PRAIRIE VIEW A&M																	
VCU																	
UMASS																	
at St. Bonaventure																	
at Saint Joseph's																	
SAINT LOUIS																	
at Richmond																	
GW																	
at UMass																	
at Saint Louis																	
LA SALLE																	
at Davidson																	
FORDHAM																	
RICHMOND																	
RHODE ISLAND																	
at Dayton																	
at GW																	
DUQUESNE																	
at VCU*																	

LIVINGSTON'S CAREER STATISTICS

GP-GS	MIN-AVG	TOTAL			3-POINT			FT	FTA	PCT	REBOUNDS			PF-D	AST	BLK	ST	PTS	AVG	
		FG	FGA	PCT	FG	FGA	PCT				O-D	TOT	AVG							
15-16	32-32	1097-34.3	124	318	.390	46	130	.354	87	112	.777	10-72	82	2.6	56-0	114	0	23	381	11.9



JAIRE GRAYER

#5

G • 6-4 • 192 • SO
FLINT, MICH. • IMG ACADEMY
 A-10 Rookie of the Week (Nov. 22)



CAREER HIGHS

Points	23	vs OSU	11/20/15
Rebounds	8	at GW	3/1/16
Assists	3 (2x)	last vs Duquesne	1/22/16
Steals	2 (2x)	last vs Duquesne	1/22/16
Blocks	2 (2x)	last at GW	3/1/16
FG Made	9	vs OSU	11/20/15
3FG Made	5	vs OSU	11/20/15
FT Made	4 (2x)	last at Manhattan	11/25/15
Minutes	38	vs OSU	11/20/15

MISCELLANEOUS

	2016-17	Career
Double-figure scoring		12
20-pt games		3
3 or more 3pt FG		7
Double-figure assists		--
5 or more assists		--
2 or more steals		2
Double-figure rebounds		--
15 or more rebounds		--

GAME-BY-GAME

	MIN	FG	FGA	PCT	3FG	3FGA	PCT	FT	FTA	PCT	O-D	TOT	PF	AST	BLK	ST	PTS
TOWSON																	
LEBANON VALLEY																	
MOUNT ST. MARY'S																	
vs. Houston																	
vs. TBD																	
vs. TBD																	
JAMES MADISON																	
at Northern Iowa																	
MERCER																	
at Penn State																	
at Penn																	
LONGWOOD																	
PRAIRIE VIEW A&M																	
VCU																	
UMASS																	
at St. Bonaventure																	
at Saint Joseph's																	
SAINT LOUIS																	
at Richmond																	
GW																	
at UMass																	
at Saint Louis																	
LA SALLE																	
at Davidson																	
FORDHAM																	
RICHMOND																	
RHODE ISLAND																	
at Dayton																	
at GW																	
DUQUESNE																	
at VCU*																	

GRAYER'S CAREER STATISTICS

GP-GS	MIN-AVG	TOTAL			3-POINT			FT	FTA	PCT	REBOUNDS			PF-D	AST	BLK	ST	PTS	AVG	
		FG	FGA	PCT	FG	FGA	PCT				O-D	TOT	AVG							
15-16	32-31	944-29.5	115	303	.380	43	145	.297	30	56	.536	32-88	120	3.8	89-3	27	12	11	303	9.5



MYLES TATE

#12

G • 5-7 • 161 • R-SR
ASHBURN, VA. • MARS HILL COLLEGE
BRIAR WOODS



CAREER HIGHS

Points	9	vs Davidson	1/24/15
Rebounds	4 (2x)	last at Duquesne	1/31/15
Assists	3	at Duquesne	1/31/15
Steals	1 (6x)	last at GW	3/1/16
Blocks	--		
FG Made	3	vs Davidson	1/24/15
3FG Made	3	vs Davidson	1/24/15
FT Made	2 (2x)	last vs Dayton	2/6/16
Minutes	17	at Duquesne	1/31/15

MISCELLANEOUS

	2016-17	Career
Double-figure scoring	--	--
20-pt games	--	--
3 or more 3pt FG	--	--
Double-figure assists	--	--
5 or more assists	--	--
2 or more steals	--	--
Double-figure rebounds	--	--
15 or more rebounds	--	--

GAME-BY-GAME

	MIN	FG	FGA	PCT	3FG	3FGA	PCT	FT	FTA	PCT	O-D	TOT	PF	AST	BLK	ST	PTS
TOWSON																	
LEBANON VALLEY																	
MOUNT ST. MARY'S																	
vs. Houston																	
vs. TBD																	
vs. TBD																	
JAMES MADISON																	
at Northern Iowa																	
MERCER																	
at Penn State																	
at Penn																	
LONGWOOD																	
PRAIRIE VIEW A&M																	
VCU																	
UMASS																	
at St. Bonaventure																	
at Saint Joseph's																	
SAINT LOUIS																	
at Richmond																	
GW																	
at UMass																	
at Saint Louis																	
LA SALLE																	
at Davidson																	
FORDHAM																	
RICHMOND																	
RHODE ISLAND																	
at Dayton																	
at GW																	
DUQUESNE																	

TATE'S CAREER STATISTICS

GP-GS	MIN-AVG	TOTAL			3-POINT			FT	FTA	PCT	REBOUNDS			PF-D	AST	BLK	ST	PTS	AVG	
		FG	FGA	PCT	FG	FGA	PCT				O-D	TOT	AVG							
14-15	13-0	72-5.5	4	13	.308	3	7	.429	0	0	.000	6-8	14	1.1	16-0	6	0	3	11	0.8
15-16	16-0	67/4.2	2	10	.200	1	4	.250	5	6	.833	0-6	6	0.4	6-0	3	0	3	10	0.6
TOTAL	29-0	139-4.8	6	23	.260	4	11	.364	5	6	.833	6-14	20	0.7	22-0	9	0	6	21	0.7



DANNY DIXON

#15

F • 6-10 • 228 • SO
GROSSE POINTE PARK, MICH.
GROSSE POINTE SOUTH



CAREER HIGHS

Points	4 (3x)	last vs Longwood	12/19/15
Rebounds	4 (2x)	last at GW	3/1/16
Assists	2	vs Dayton	2/6/16
Steals	--		
Blocks	1 (4x)	last vs Saint Louis	2/17/16
FG Made	2 (2x)	last vs Longwood	12/19/15
3FG Made	--		
FT Made	2 (5x)	last at UMass	2/21/16
Minutes	21	vs Longwood	12/19/15

MISCELLANEOUS


	2016-17	Career
Double-figure scoring	--	--
20-pt games	--	--
3 or more 3pt FG	--	--
Double-figure assists	--	--
5 or more assists	--	--
2 or more steals	--	--
Double-figure rebounds	--	--
15 or more rebounds	--	--

GAME-BY-GAME

	MIN	FG	FGA	PCT	3FG	3FGA	PCT	FT	FTA	PCT	O-D	TOT	PF	AST	BLK	ST	PTS
TOWSON																	
LEBANON VALLEY																	
MOUNT ST. MARY'S																	
vs. Houston																	
vs. TBD																	
vs. TBD																	
JAMES MADISON																	
at Northern Iowa																	
MERCER																	
at Penn State																	
at Penn																	
LONGWOOD																	
PRAIRIE VIEW A&M																	
VCU																	
UMASS																	
at St. Bonaventure																	
at Saint Joseph's																	
SAINT LOUIS																	
at Richmond																	
GW																	
at UMass																	
at Saint Louis																	
LA SALLE																	
at Davidson																	
FORDHAM																	
RICHMOND																	
RHODE ISLAND																	
at Dayton																	
at GW																	
DUQUESNE																	
at VCU*																	

DIXON'S CAREER STATISTICS

	GP-GS	MIN-AVG	TOTAL			3-POINT			FT	FTA	PCT	REBOUNDS			PF-D	AST	BLK	ST	PTS	AVG
			FG	FGA	PCT	FG	FGA	PCT				O-D	TOT	AVG						
15-16	25-0	187-7.5	9	23	.391	0	0	.000	13	20	.650	12-19	31	1.2	26-0	7	5	0	31	1.2



MARQUISE MOORE

#22

G • 6-2 • 208 • SR
QUEENS, N.Y. • ST. THOMAS MORE



CAREER HIGHS

Points	23	at Iona	12/20/14
Rebounds	16	vs Duquesne	1/22/16
Assists	8	vs OSU	11/20/15
Steals	3 (2x)	last vs Penn	12/5/15
Blocks	3 (3x)	last vs Virginia	11/22/15
FG Made	9	at Saint Louis	1/17/16
3FG Made	2	vs Fordham	3/11/15
FT Made	13	vs Iona	12/20/14
Minutes	42	at UNI	12/6/14

MISCELLANEOUS


	2016-17	Career
Double-figure scoring		33
20-pt games		5
3 or more 3pt FG		--
Double-figure assists		--
5 or more assists		16
2 or more steals		14
Double-figure rebounds		3
15 or more rebounds		1

GAME-BY-GAME

	MIN	FG	FGA	PCT	3FG	3FGA	PCT	FT	FTA	PCT	O-D	TOT	PF	AST	BLK	ST	PTS
TOWSON																	
LEBANON VALLEY																	
MOUNT ST. MARY'S																	
vs. Houston																	
vs. TBD																	
vs. TBD																	
JAMES MADISON																	
at Northern Iowa																	
MERCER																	
at Penn State																	
at Penn																	
LONGWOOD																	
PRAIRIE VIEW A&M																	
VCU																	
UMASS																	
at St. Bonaventure																	
at Saint Joseph's																	
SAINT LOUIS																	
at Richmond																	
GW																	
at UMass																	
at Saint Louis																	
LA SALLE																	
at Davidson																	
FORDHAM																	
RICHMOND																	
RHODE ISLAND																	
at Dayton																	
at GW																	
DUQUESNE																	
at VCU*																	

MOORE'S CAREER STATISTICS

GP-GS	MIN-AVG	TOTAL			3-POINT			REBOUNDS												
		FG	FGA	PCT	FG	FGA	PCT	FT	FTA	PCT	O-D	TOT	AVG	PF-D	AST	BLK	ST	PTS	AVG	
13-14	26-19	577-22.2	36	89	.404	0	0	.000	29	37	.784	12-50	62	2.4	51-0	69	16	14	101	3.9
14-15	29-28	879-30.3	91	201	.453	6	20	.300	87	110	.791	14-79	93	3.2	66-1	89	9	27	275	9.5
15-16	28-27	910/32.5	111	279	.396	1	16	.063	95	140	.679	26-144	170	6.1	64-2	86	26	18	318	11.4
TOTAL	83-74	2366-28.5	238	569	.418	7	36	.194	211	287	.735	52-273	325	3.9	181-3	244	51	59	694	8.4



JALEN JENKINS

#31

F • 6-7 • 246 • R-SR
BROOKLYN, N.Y. • CARDINAL HAYES



CAREER HIGHS

Points	24	vs Manhattan	11/29/14
Rebounds	12	at VCU	1/9/14
Assists	5	vs Richmond	2/26/14
Steals	5	vs Saint Joseph's	1/11/14
Blocks	5	vs Rhode Island	11/30/13
FG Made	9 (2x)	last at Davidson	1/9/16
3FG Made	--		
FT Made	7 (3x)	last at Saint Louis	1/17/16
Minutes	39	at Saint Louis	2/1/14

MISCELLANEOUS

	2016-17	Career
Double-figure scoring		24
20-pt games		3
3 or more 3pt FG		--
Double-figure assists		--
5 or more assists		1
2 or more steals		8
Double-figure rebounds		7
15 or more rebounds		--

GAME-BY-GAME

	MIN	FG	FGA	PCT	3FG	3FGA	PCT	FT	FTA	PCT	O-D	TOT	PF	AST	BLK	ST	PTS
TOWSON																	
LEBANON VALLEY																	
MOUNT ST. MARY'S																	
vs. Houston																	
vs. TBD																	
vs. TBD																	
JAMES MADISON																	
at Northern Iowa																	
MERCER																	
at Penn State																	
at Penn																	
LONGWOOD																	
PRAIRIE VIEW A&M																	
VCU																	
UMASS																	
at St. Bonaventure																	
at Saint Joseph's																	
SAINT LOUIS																	
at Richmond																	
GW																	
at UMass																	
at Saint Louis																	
LA SALLE																	
at Davidson																	
FORDHAM																	
RICHMOND																	
RHODE ISLAND																	
at Dayton																	
at GW																	
DUQUESNE																	

JENKINS' CAREER STATISTICS

	TOTAL			3-POINT			REBOUNDS													
	GP-GS	MIN-AVG	FG	FGA	PCT	FG	FGA	PCT	FT	FTA	PCT	O-D	TOT	AVG	PF-D	AST	BLK	ST	PTS	AVG
12-13	<i>Did not play</i>																			
13-14	31-17	707-22.8	76	155	.490	0	2	.000	70	101	.693	61-125	186	6.0	96-7	42	31	25	222	7.2
14-15	31-23	692-22.3	92	198	.465	1	3	.333	62	108	.574	54-83	137	4.4	104-6	38	26	18	247	8.0
15-16	32-4	686/21.4	87	175	.497	0	0	.000	54	78	.692	77-100	177	5.5	106-6	18	25	15	228	7.1
TOTAL	94-44	2085/22.2	255	528	.483	1	5	.200	186	287	.648	192-308	500	5.3	306-19	98	82	58	697	7.4

2015-16 POINTS-REBOUNDS-ASSISTS

2015-16 George Mason Men's Basketball George Mason Points-Rebounds-Assists (as of Nov 11, 2016) All games

Opponent	Date	Score		01	02	04	05	10	12	14
				ABRAM,DEAN	MURRELL,KA	LIVINGSTON	GRAYER,JAI	GUJANICIC,	TATE,MYLES	THOMPSON,S
COLGATE	11/13/15	53-66	L	0-0-0	7-0-0	8-0-1	8-2-1	7-7-1	DNP	5-14-0
at Mercer	11/16/15	60-69	L	0-2-0	0-1-1	17-2-5	10-5-0	14-9-2	DNP	6-8-0
vs Ole Miss	11/19/15	68-62	w	6-4-0	0-2-0	10-0-3	15-6-2	4-4-6	DNP	19-16-1
vs Oklahoma State	11/20/15	71-68	w	2-2-0	0-1-0	9-4-2	23-4-2	13-7-3	DNP	20-17-0
vs Virginia	11/22/15	66-83	L	3-1-0	0-0-0	11-0-3	16-2-0	10-5-0	0-0-1	11-8-0
at Manhattan	11/25/15	67-69	L	0-1-0	0-1-0	7-4-2	15-4-1	14-10-4	DNP	10-6-2
WRIGHT STATE	11/28/15	66-39	w	8-7-0	6-0-1	14-3-3	2-3-2	5-5-2	0-0-0	5-5-0
at Towson	12/2/15	54-75	L	8-3-0	0-1-0	10-3-3	0-6-0	12-2-0	DNP	7-12-2
PENN	12/5/15	63-44	w	3-1-0	0-2-0	12-2-2	20-6-2	6-7-1	0-0-0	7-12-0
UNI	12/8/15	65-73	L	5-3-1	0-0-0	13-2-3	8-4-0	10-8-2	0-0-0	8-10-2
at James Madison	12/12/15	46-69	L	1-1-0	2-5-0	9-6-0	4-0-0	DNP	2-1-0	9-9-1
LONGWOOD	12/19/15	75-70	w	24-7-0	9-0-0	12-4-5	3-3-0	DNP	2-1-0	DNP
WAGNER	12/22/15	71-60	w	27-10-0	3-2-1	11-3-3	2-3-0	DNP	1-0-0	4-6-0
at VCU	1/2/16	47-71	L	4-2-2	8-1-0	11-2-2	2-5-0	DNP	0-1-0	2-14-1
ST. BONAVENTURE	1/6/16	58-77	L	6-2-0	0-2-0	11-1-4	2-2-0	7-7-4	0-0-0	14-17-0
at Davidson	01/09/16	75-81	L	5-2-1	0-0-1	11-4-5	12-7-0	8-5-1	DNP	4-7-1
SAINT JOSEPH'S	1/13/16	73-87	L	6-2-0	0-1-1	14-2-4	8-2-0	7-8-1	DNP	11-11-0
at Saint Louis	1/17/16	92-79	w	5-4-0	3-1-1	17-4-6	14-5-3	6-4-1	DNP	14-11-2
at Fordham	01/20/16	62-73	L	11-6-0	0-1-0	7-3-2	7-2-1	15-6-0	DNP	2-6-0
DUQUESNE	1/22/16	75-86	L	2-1-1	3-2-0	10-1-3	17-3-3	14-5-3	0-0-0	7-4-0
GEORGE WASHINGTON	1/31/16	70-76	L	9-2-0	0-4-0	18-1-7	9-5-1	6-7-1	DNP	8-12-0
at Richmond	2/3/16	78-74	w	4-2-0	0-0-0	18-1-5	20-5-0	7-9-1	DNP	13-12-1
DAYTON	2/6/16	64-98	L	3-3-0	0-2-0	21-1-5	11-1-1	6-3-1	5-0-1	7-6-1
at Rhode Island	2/9/2016	63-81	L	16-3-0	3-1-1	2-3-5	4-3-1	9-7-0	0-0-1	17-10-0
DAVIDSON	2/13/16	60-59	w	11-5-0	0-2-1	3-2-3	9-2-1	10-8-2	0-3-0	10-10-0
SAINT LOUIS	2/17/16	77-79	L	8-1-0	13-4-1	11-2-5	7-5-0	10-9-1	0-0-0	10-14-0
at Massachusetts	02/21/16	64-70	L	13-5-0	0-0-0	15-4-5	4-7-1	7-5-1	DNP	12-5-0
VCU	2/24/16	76-69	w	2-0-0	0-0-0	11-7-3	9-3-0	6-5-1	DNP	17-12-0
at La Salle	02/27/16	68-76	L	0-2-0	0-1-0	18-2-3	8-3-2	12-6-0	0-0-0	14-15-1
at George Washington	3/1/16	52-74	L	5-2-1	5-2-0	7-2-5	14-8-0	5-3-1	0-0-0	8-8-1
RICHMOND	3/5/16	83-73	w	8-7-0	0-0-0	21-2-5	6-4-1	15-9-0	DNP	16-17-0
vs Saint Louis	03/09/16	78-83	L	6-1-0	0-1-0	12-5-2	14-0-2	13-11-1	DNP	10-15-1

Opponent	Date	Score		15	22	25	30	31
				DIXON,DANN	MOORE,MARO	ROYAL,JULI	RUDY,MICHA	JENKINS,JA
COLGATE	11/13/15	53-66	L	0-1-0	13-2-2	DNP	DNP	5-6-0
at Mercer	11/16/15	60-69	L	2-3-1	7-4-6	DNP	DNP	4-1-0
vs Ole Miss	11/19/15	68-62	w	0-1-0	12-4-3	DNP	DNP	2-2-0
vs Oklahoma State	11/20/15	71-68	w	0-0-0	4-4-8	DNP	DNP	0-3-0
vs Virginia	11/22/15	66-83	L	1-2-0	10-3-6	DNP	0-2-0	4-3-1
at Manhattan	11/25/15	67-69	L	2-2-0	10-3-4	DNP	DNP	9-4-1
WRIGHT STATE	11/28/15	66-39	w	4-3-0	12-7-5	DNP	0-0-0	2-6-1
at Towson	12/2/15	54-75	L	0-0-0	4-3-4	DNP	DNP	6-9-1
PENN	12/5/15	63-44	w	4-1-0	11-6-2	DNP	0-0-0	0-5-0
UNI	12/8/15	65-73	L	DNP	15-9-1	DNP	DNP	6-7-0
at James Madison	12/12/15	46-69	L	0-0-1	9-3-0	DNP	0-0-0	4-9-1
LONGWOOD	12/19/15	75-70	w	4-4-0	15-9-4	DNP	DNP	6-7-0
WAGNER	12/22/15	71-60	w	1-2-0	18-11-5	0-0-0	DNP	4-5-0
at VCU	1/2/16	47-71	L	0-0-0	14-4-0	6-2-0	0-0-0	0-3-0
ST. BONAVENTURE	1/6/16	58-77	L	2-1-0	9-5-1	0-0-0	0-0-0	7-2-0
at Davidson	01/09/16	75-81	L	DNP	15-8-3	DNP	DNP	20-9-0
SAINT JOSEPH'S	1/13/16	73-87	L	DNP	21-7-1	DNP	DNP	6-0-0
at Saint Louis	1/17/16	92-79	w	DNP	22-10-3	DNP	DNP	11-2-1
at Fordham	01/20/16	62-73	L	DNP	18-6-6	DNP	DNP	2-5-0
DUQUESNE	1/22/16	75-86	L	DNP	12-16-3	DNP	DNP	10-7-0
GEORGE WASHINGTON	1/31/16	70-76	L	2-2-1	10-3-2	DNP	DNP	8-5-0
at Richmond	2/3/16	78-74	w	0-1-0	10-9-3	DNP	DNP	6-5-2
DAYTON	2/6/16	64-98	L	3-1-2	DNP	2-1-0	0-0-0	6-6-0
at Rhode Island	2/9/2016	63-81	L	2-0-0	DNP	0-1-0	0-0-0	10-6-0
DAVIDSON	2/13/16	60-59	w	0-0-0	DNP	DNP	DNP	17-8-1
SAINT LOUIS	2/17/16	77-79	L	0-1-0	DNP	DNP	DNP	18-11-2
at Massachusetts	02/21/16	64-70	L	2-0-0	1-3-2	DNP	DNP	10-6-0
VCU	2/24/16	76-69	w	0-2-0	15-8-3	DNP	DNP	16-7-4
at La Salle	02/27/16	68-76	L	0-0-0	1-5-2	DNP	DNP	15-11-1
at George Washington	3/1/16	52-74	L	2-4-1	4-4-0	0-0-0	0-0-0	2-1-2
RICHMOND	3/5/16	83-73	w	0-0-1	9-8-3	2-1-0	0-0-0	6-5-0
vs Saint Louis	03/09/16	78-83	L	DNP	17-6-4	DNP	DNP	6-11-0

2015-16 GAME-BY-GAME STATISTICS

2015-16 George Mason Men's Basketball George Mason Team Game-by-Game (as of Nov 11, 2016) All games

TEAM STATISTICS

Opponent	Date	Score		Total		3-Pointers		Free throws		Rebounds				pf	a	t/o	blk	stl	pts	avg
				fg-fga	pct	3fg-fga	pct	ft-fta	pct	off	def	tot	avg							
COLGATE	11/13/15	53-66	L	16-49	.327	3-18	.167	18-35	.514	12	24	36	36.0	27	5	14	0	3	53	53.0
at Mercer	11/16/15	60-69	L	27-64	.422	5-25	.200	1-4	.250	12	26	38	37.0	23	15	11	6	3	60	56.5
vs Ole Miss	11/19/15	68-62	W	27-55	.491	6-15	.400	8-10	.800	10	34	44	39.3	13	15	18	7	2	68	60.3
vs Oklahoma State	11/20/15	71-68	Wot	29-70	.414	11-24	.458	2-7	.286	16	29	45	40.8	15	15	12	5	2	71	63.0
vs Virginia	11/22/15	66-83	L	23-52	.442	6-17	.353	14-22	.636	9	20	29	38.4	18	11	10	7	3	66	63.6
at Manhattan	11/25/15	67-69	L	22-44	.500	4-11	.364	19-23	.826	10	30	40	38.7	19	14	25	3	2	67	64.2
WRIGHT STATE	11/28/15	66-39	W	24-52	.462	8-22	.364	10-15	.667	5	38	43	39.3	16	14	11	4	4	66	64.4
at Towson	12/2/15	54-75	L	20-60	.333	3-13	.231	11-16	.688	17	25	42	39.6	16	10	13	2	4	54	63.1
PENN	12/5/15	63-44	W	27-60	.450	3-12	.250	6-13	.462	13	32	45	40.2	11	7	7	4	6	63	63.1
UNI	12/8/15	65-73	L	27-70	.386	5-24	.208	6-13	.462	23	26	49	41.1	16	9	12	5	0	65	63.3
at James Madison	12/12/15	46-69	L	18-58	.310	4-21	.190	6-10	.600	10	29	39	40.9	17	3	13	1	2	46	61.7
LONGWOOD	12/19/15	75-70	W	23-59	.390	6-21	.286	23-32	.719	12	26	38	40.7	17	9	5	2	7	75	62.8
WAGNER	12/22/15	71-60	W	20-46	.435	7-14	.500	24-36	.667	11	34	45	41.0	17	9	15	7	3	71	63.5
at VCU	1/2/16	47-71	L	17-53	.321	4-14	.286	9-14	.643	14	26	40	40.9	19	5	22	6	3	47	62.3
ST. BONAVENTURE	1/6/16	58-77	L	21-55	.382	2-17	.118	14-28	.500	16	25	41	40.9	20	9	13	4	5	58	62.0
at Davidson	01/09/16	75-81	L	30-62	.484	7-17	.412	8-14	.571	12	34	46	41.2	16	12	13	2	2	75	62.8
SAINT JOSEPH'S	1/13/16	73-87	L	27-58	.466	5-23	.217	14-21	.667	8	29	37	41.0	24	7	13	0	2	73	63.4
at Saint Louis	1/17/16	92-79	W	33-60	.550	7-20	.350	19-22	.864	9	34	43	41.1	22	17	10	8	0	92	65.0
at Fordham	01/20/16	62-73	L	18-48	.375	5-15	.333	21-24	.875	11	30	41	41.1	16	9	17	1	3	62	64.8
DUQUESNE	1/22/16	75-86	L	26-75	.347	10-31	.323	13-17	.765	21	27	48	41.5	30	13	11	1	5	75	65.3
GEORGE WASHINGTON	1/31/16	70-76	L	25-67	.373	7-20	.350	13-17	.765	16	31	47	41.7	21	12	11	8	4	70	65.6
at Richmond	2/3/16	78-74	W	23-51	.451	5-16	.313	27-42	.643	11	36	47	42.0	24	12	11	2	2	78	66.1
DAYTON	2/6/16	64-98	L	21-57	.368	7-19	.368	15-24	.625	7	17	24	41.2	15	11	7	1	2	64	66.0
at Rhode Island	2/9/2016	63-81	L	22-61	.361	4-16	.250	15-16	.938	12	27	39	41.1	14	8	10	0	1	63	65.9
DAVIDSON	2/13/16	60-59	W	25-66	.379	5-22	.227	5-7	.714	13	31	44	41.2	11	8	9	2	2	60	65.7
SAINT LOUIS	2/17/16	77-79	Lot	24-69	.348	6-26	.231	23-31	.742	17	32	49	41.5	15	9	11	4	5	77	66.1
at Massachusetts	02/21/16	64-70	L	23-60	.383	1-18	.056	17-25	.680	14	23	37	41.3	16	9	12	3	3	64	66.0
VCU	2/24/16	76-69	W	26-52	.500	2-5	.400	22-37	.595	13	34	47	41.5	16	11	14	6	4	76	66.4
at La Salle	02/27/16	68-76	L	27-66	.409	6-19	.316	8-17	.471	15	33	48	41.8	19	9	15	6	0	68	66.4
at George Washington	3/1/16	52-74	L	20-57	.351	4-15	.267	8-10	.800	14	26	40	41.7	11	11	16	5	2	52	66.0
RICHMOND	3/5/16	83-73	W	31-67	.463	6-13	.462	15-21	.714	19	36	55	42.1	17	10	13	1	3	83	66.5
vs Saint Louis	03/09/16	78-83	L	24-65	.369	8-26	.308	22-27	.815	17	36	53	42.5	21	10	13	6	3	78	66.9
George Mason		2140		766-1888	.406	172-589	.292	436-650	.671	419	940	1359	42.5	572	328	407	119	92	2140	66.9
Opponents		2313		827-1957	.423	241-682	.353	418-587	.712	277	830	1107	34.6	589	406	223	124	175	2313	72.3

Games played: 32
Points/game: 66.9
FG Pct: 40.6
3FG Pct: 29.2
FT Pct: 67.1

Rebounds/game: 42.5
Assists/game: 10.3
Turnovers/game: 12.7
Assist/turnover ratio: 0.8
Steals/game: 2.9
Blocks/game: 3.7

2015-16 SEASON STATISTICS

2015-16 George Mason Men's Basketball George Mason Combined Team Statistics (as of Mar 09, 2016) All games

RECORD:	OVERALL	HOME	AWAY	NEUTRAL
ALL GAMES	11-21	7-8	2-11	2-2
CONFERENCE	5-13	3-6	2-7	0-0
NON-CONFERENCE	6-8	4-2	0-4	2-2

#	Player	gp-gs	min	avg	Total		3-Point		F-Throw		Rebounds				pf	dq	a	to	blk	stl	pts	avg
					fg-fga	fg%	3fg-fga	3fg%	ft-fa	ft%	off	def	tot	avg								
04	LIVINGSTON, Otis	32-32	1097	34.3	124-318	.390	46-130	.354	87-112	.777	10	72	82	2.6	56	0	114	69	0	23	381	11.9
22	MOORE, Marquise	28-27	910	32.5	111-279	.398	1-16	.063	95-140	.679	26	144	170	6.1	64	2	86	58	26	18	318	11.4
14	THOMPSON, Shevon	31-29	699	22.5	120-208	.577	0-1	.000	67-120	.558	113	216	329	10.6	74	1	17	81	31	4	307	9.9
05	GRAYER, Jaire	32-31	944	29.5	115-303	.380	43-145	.297	30-56	.536	32	88	120	3.8	89	3	27	46	12	11	303	9.5
10	GUJANICIC, Marko	28-22	724	25.9	94-222	.423	28-85	.292	42-59	.712	56	125	181	6.5	69	1	41	37	2	5	258	9.2
31	JENKINS, Jalen	32-4	686	21.4	87-175	.497	0-0	.000	54-78	.692	77	100	177	5.5	106	6	18	49	25	15	228	7.1
01	ABRAM, DeAndre	32-13	658	20.6	76-221	.344	33-120	.275	26-37	.703	25	69	94	2.9	46	0	6	21	12	6	211	6.6
03	HOLLOWAY, Patrick	4-0	55	13.8	7-23	.304	5-16	.313	2-3	.667	0	5	5	1.3	2	0	0	2	1	1	21	5.3
02	MURRELL, Kameron	32-2	373	11.7	17-91	.187	15-67	.224	13-16	.813	10	30	40	1.3	26	0	9	16	3	5	62	1.9
25	ROYAL, Julian	7-0	32	4.6	4-13	.308	0-5	.000	2-3	.667	3	2	5	0.7	4	0	0	5	2	1	10	1.4
15	DIXON, Danny	25-0	187	7.5	9-23	.391	0-0	.000	13-20	.650	12	19	31	1.2	26	0	7	9	5	0	31	1.2
12	TATE, Myles	16-0	67	4.2	2-10	.200	1-4	.250	5-6	.833	0	6	6	0.4	6	0	3	4	0	3	10	0.6
30	RUDY, Michael	10-0	18	1.8	0-2	.000	0-0	.000	0-0	.000	0	2	2	0.2	2	0	0	1	0	0	0	0.0
Team											55	62	117		2		9					
Total.....		32	6450		766-1888	.406	172-589	.292	436-650	.671	419	940	1359	42.5	572	13	328	407	119	92	2140	66.9
Opponents.....		32	6450		827-1957	.423	241-682	.353	418-587	.712	277	830	1107	34.6	589	-	406	223	124	175	2313	72.3

TEAM STATISTICS	MASON	OPP	Date	Opponent	Score	Att.		
SCORING	2140	2313	11/13/15	COLGATE	L 53-66	5124		
Points per game	66.9	72.3	11/16/15	at Mercer	L 60-69	2427		
Scoring margin	-5.4	-	11/19/15	vs Ole Miss	W 68-62	1760		
FIELD GOALS-ATT	766-1888	827-1957	11/20/15	vs Oklahoma State	Wot 71-68	1220		
Field goal pct	.406	.423	11/22/15	vs Virginia	L 66-83	2820		
3 POINT FG-ATT	172-589	241-682	11/25/15	at Manhattan	L 67-69	790		
3-point FG pct	.292	.353	11/28/15	WRIGHT STATE	W 66-39	3124		
3-pt FG made per game	5.4	7.5	12/2/15	at Towson	L 54-75	1562		
FREE THROWS-ATT	436-650	418-587	12/5/15	PENN	W 63-44	3838		
Free throw pct	.671	.712	12/8/15	UNI	L 65-73	4102		
F-Throws made per game	13.6	13.1	12/12/15	at James Madison	L 46-69	3856		
REBOUNDS	1359	1107	12/19/15	LONGWOOD	W 75-70	3118		
Rebounds per game	42.5	34.6	12/22/15	WAGNER	W 71-60	5039		
Rebounding margin	+7.9	-	* 1/2/16	at VCU	L 47-71	7637		
ASSISTS	328	406	* 1/6/16	ST. BONAVENTURE	L 58-77	2807		
Assists per game	10.3	12.7	* 01/09/16	at Davidson	L 75-81	4158		
TURNOVERS	407	223	* 1/13/16	SAINT JOSEPH'S	L 73-87	3044		
Turnovers per game	12.7	7.0	* 1/17/16	at Saint Louis	W 92-79	7022		
Turnover margin	-5.7	-	* 01/20/16	at Fordham	L 62-73	1689		
Assist/turnover ratio	0.8	1.8	* 1/22/16	DUQUESNE	L 75-86	2626		
STEALS	92	175	* 1/31/16	GEORGE WASHINGTON	L 70-76	5168		
Steals per game	2.9	5.5	* 2/3/16	at Richmond	W 78-74	6239		
BLOCKS	119	124	* 2/6/16	DAYTON	L 64-98	5271		
Blocks per game	3.7	3.9	* 2/9/2016	at Rhode Island	L 63-81	3951		
ATTENDANCE	64506	54574	* 2/13/16	DAVIDSON	W 60-59	6327		
Home games-Avg/Game	15-4300	13-3752	* 2/17/16	SAINT LOUIS	Lot 77-79	3015		
Neutral site-Avg/Game	-	4-1450	* 02/21/16	at Massachusetts	L 64-70	3691		
			* 2/24/16	VCU	W 76-69	5138		
Score by Periods	1st	2nd	OT	Totals				
George Mason	954	1166	20	2140				
Opponents	1044	1250	19	2313				
					* 02/27/16	at La Salle	L 68-76	2721
					* 3/1/16	at George Washington	L 52-74	3031
					* 3/5/16	RICHMOND	W 83-73	6765
					03/09/16	vs Saint Louis	L 78-83	0

* - Conference game