

GCU GRAND CANYON MEN'S BASKETBALL

GAME 21

Saturday, Jan. 27 at 2 p.m. CT
College Park Center
Arlington, Texas



UT ARLINGTON MAVERICKS

9-10 (4-4 WAC)

HC: **KT Turner** (1st at UTA, 9-10)
NET: 182 KenPom: 174 Home: 8-1 Last 3: 2-1

PTS

Phillip Russell
15.4 ppg

REB

Shemar Wilson
8.2 rpg

AST

Phillip Russell
4.0 apg

STREAM

ESPN+
ESPN.com/watch

LISTEN

1580 The Fanatic
99.3 FM & 95.9 FM
1580thefanatic.com
Michael Potter *play-by-play*
Paul Coro *analysis*

STATS

GCUstats.com

GRAND CANYON LOPES

18-2 (8-1 WAC)

HC: **Bryce Drew** (4th at GCU, 82-29 | 12th overall, 246-137)
NET: 48 KenPom: 63 Away: 5-1 Last 3: 2-1

PTS

Tyon Grant-Foster
19.6 ppg

REB

Gabe McGlothan
7.7 rpg

AST

Ray Harrison
3.7 apg

SERIES HISTORY

GCU record vs. UT Arlington **3-1**
Home / away / neutral **2-1 / -- / 1-0**
Last meeting **Dec. 2, 2023 | Home | W 76-69**
Streak **GCU, won 3**

LAST GAME'S STARTERS



| #0 Ray Harrison | #7 Tyon Grant-Foster | #8 Collin Moore | #24 Duke Brennan | #30 Gabe McGlothan |
|-----------------|----------------------|-----------------|------------------|--------------------|
| G 6-4 Jr. | G 6-7 Jr. | G 6-4 Jr. | F 6-10 So. | F 6-7 R-Sr. |
| 13.4 PPG | 19.6 PPG | 8.7 PPG | 6.7 PPG | 14.8 PPG |
| 2.8 RPG | 5.6 RPG | 2.9 RPG | 6.5 RPG | 7.7 RPG |
| 3.7 APG | 1.6 APG | 2.4 APG | 0.4 APG | 1.4 APG |
| 39.5% FG | 45.6% FG | 46.4% FG | 56.8% FG | 56.1% FG |
| 27.3% 3P | 32.6% 3P | 31.4% 3P | 0.0% 3P | 44.4% 3P |
| 81.4% FT | 75.5% FT | 75.9% FT | 55.3% FT | 75.0% FT |

bold purple denotes team leader in category

BY THE NUMBERS

| NCAA | NCAA |
|---------------------------------|---------------------|
| 74.2 181 POINTS | >> 55 80.2 |
| 74.5 246 POINTS ALLOWED | >> 72 67.0 |
| - 0.3 241 MARGIN | >> 28 + 13.2 |
| 42.5 285 FG PCT. | >> 39 47.9 |
| 43.0 156 FG PCT. DEFENSE | >> 60 41.1 |
| 33.9 183 << 3PT PCT. | 198 33.6 |
| 71.2 183 FT PCT. | >> 94 73.4 |
| 38.1 87 REBOUNDS | >> 69 38.8 |
| 15.7 51 << ASSISTS | 264 12.3 |
| 15.9 343 TURNOVERS | >> 253 13.0 |
| 6.8 162 STEALS | >> 56 8.3 |
| 3.7 136 BLOCKS | >> 10 5.6 |

COMMUNICATIONS Josh Hauser josh.hauser@gcu.edu
GCUlopes.com/MBBMedia Jerob Moon jerob.moon2@gcu.edu

THIS GAME

>> Grand Canyon plays its first repeat WAC opponent of the season. The Lopes have played every WAC team except California Baptist.
>> At 18-2, GCU has matched its best start through 20 games in its Division I history (also: 2015-16).

LAST TIME OUT

>> GCU posted its third-lowest winning point total in its D-I era in grinding out a 53-51 win to win at SFA for the first time.
>> Preseason WAC POY **Ray Harrison** (15 points) led GCU in scoring for the first time since the Dec. 30 win over Louisiana Tech.
>> **Duke Brennan** had a career-high 14 rebounds.

STORYLINES

>> GCU is receiving AP Top-25 votes for the seventh straight week.
>> From Nov. 25 to Jan. 18, GCU did not lose a game. The 14-game winning streak was the second-longest active streak nationally and the program's longest since 1988-89.
>> WAC Preseason Player of the Year **Ray Harrison** ranks 14th among active D-I players in career scoring average (16.7). He needs 105 points to become the sixth member of GCU's 1,000-point club at the D-I level.
>> In conference games, **Gabe McGlothan** is the only player to rank in the WAC's top seven in scoring (16.8) and rebounding (7.1). He also leads the conference in field-goal percentage (60.7%).
>> **Collin Moore** has tied **Jovan Blacksher Jr.** (2021-22) for most steals (40) by a Lope through a D-I season's first 20 games.
>> **Jovan Blacksher Jr.** is tied for eighth (Kenny Archbold) on GCU's all-time career scoring list with 1,279 points.
>> The Lopes have outrebounded 17 of their 20 opponents and rank 26th nationally in rebound margin (+7.3).
>> **Tyon Grant-Foster** has scored in double figures in 17 of his 19 GCU games, averaging 19.6 points to rank 34th nationally.
>> **Gabe McGlothan** has scored 1,175 points in a GCU uniform. He ranks fifth in GCU D-I scoring and 14th in GCU all-time scoring. He needs 36 points to pass T.C. Dean for 13th on the all-time list.
>> GCU ranks 10th nationally at 5.6 blocks per game. A GCU team has never finished in the nation's top 90 for average blocks.
>> GCU is off to a 10-0 start at home for the first time in its D-I era. The Lopes' last perfect home season was 1991-92 (16-0).

2023-24 SCHEDULE

| 18-2 | 8-1 | 10-0 | 5-1 | 3-1 |
|-----------|--------------------------------|-------|------------|-----|
| W-L | WAC | H | A | N |
| Wed 11/1 | Embry-Riddle (Ariz.) | EXHIB | W 104-46 | |
| Mon 11/6 | SEMO Southeast Missouri State | | W 88-67 | |
| Sun 11/12 | NAU Northern Arizona | AZT | W 89-55 | |
| Fri 11/17 | vs San Francisco | AZT | W 76-72 | |
| Sun 11/19 | vs South Carolina | AZT | L 75-68 | |
| Sat 11/25 | NDSD North Dakota State | | W 86-71 | |
| Wed 11/29 | UTRGV AT UT Rio Grande Valley* | | W 79-69 | |
| Sat 12/2 | UT Arlington* | | W 76-69 | |
| Tue 12/5 | #25 San Diego State | ESPN | W 79-73 | |
| Sat 12/9 | AT Liberty WAC/CUSA | ESPN | W 69-64 | |
| Sat 12/16 | vs Portland COLANGELO | | W 91-63 | |
| Wed 12/20 | SH Sam Houston WAC/CUSA | | W 76-64 | |
| Wed 12/27 | vs Bethesda (Calif.) | | W 124-74 | |
| Sat 12/30 | LA Tech Louisiana Tech | | W 73-70 | |
| Thu 1/4 | AT Southern Utah* | | W 96-75 | |
| Sat 1/6 | UT AT Utah Tech* | | W 75-65 | |
| Thu 1/11 | ACH Abilene Christian* | | W 74-64 | |
| Sat 1/13 | T Tarleton State* | | W 74-48 | |
| Thu 1/18 | UV Utah Valley* | | W 78-65 | |
| Sat 1/20 | SI AT Seattle U* | | L 86-79 | |
| Thu 1/25 | SP AT Stephen F. Austin* | | W 53-51 | |
| Sat 1/27 | UT Arlington* | | 1 p.m. MST | |
| Thu 2/1 | SI Seattle U* | | 7 p.m. | |
| Sat 2/3 | AT Utah Valley* | | 2 p.m. | |
| Sat 2/10 | Southern Utah* | | 6 p.m. | |
| Thu 2/15 | UT Utah Tech* | | 7 p.m. | |
| Sat 2/17 | CBU California Baptist* | | 6 p.m. | |
| Thu 2/22 | T AT Tarleton State* | | 6 p.m. MST | |
| Sat 2/24 | ACH AT Abilene Christian* | | 2 p.m. MST | |
| Thu 2/19 | UTRGV UT Rio Grande Valley* | | 7 p.m. | |
| Sat 3/2 | SP Stephen F. Austin* | ESPN | 8 p.m. | |
| Sat 3/9 | CBU AT California Baptist* | | 6 p.m. MST | |

WAC TOURNAMENT (ORLEANS ARENA, LAS VEGAS)

3/13-16 **WAC** TBD TBA

AZT = Arizona Tip-Off (11/12 at GCU, 11/17 & 11/19 at Desert Diamond Arena, Glendale)
COLANGELO = Jerry Colangelo Classic (Footprint Center, Phoenix)
WAC/CUSA = WAC / Conference USA Scheduling Initiative

* denotes WAC game

home away



| # | NAME | POS | HT | WT | YR | HOMETOWN | HIGH SCHOOL / PREP SCHOOL | PREVIOUS COLLEGE(S) | PRONOUNCIATION |
|----|---|-----|------|-----|-------|-------------------------|------------------------------|---|----------------|
| 0 | Ray Harrison | G | 6-4 | 195 | Jr. | Greenville, S.C. | Legacy Early College | Presbyterian ('20-22) | |
| 1 | Derrick Michael Xzavierro | F | 6-10 | 235 | R-Fr. | Jakarta, Indonesia | NBA Global Academy | | ZAH-vee-air-oh |
| 2 | Sydney Curry | F | 6-8 | 270 | Sr. | Fort Wayne, Ind. | Northrop / John A. Logan | John A. Logan ('19-21) / 'Louisville ('21-23) | |
| 5 | Lök Wur | F | 6-9 | 210 | Sr. | North Omaha, Neb. | Papillion La Vista South | Oregon ('20-23) | LUKE WAR |
| 6 | Malcolm Flaggs | G | 6-6 | 200 | R-Fr. | Chandler, Ariz. | Hillcrest Prep | Arizona State ('22-23) | |
| 7 | Tyon Grant-Foster | G | 6-7 | 210 | Sr. | Kansas City, Kan. | Schlagle | Indian Hills ('18-20) / Kansas ('20-21) / DePaul ('21-22) | |
| 8 | Collin Moore | G | 6-4 | 205 | Jr. | North Little Rock, Ark. | Sunrise Christian Academy | Georgia State ('21-23) | |
| 10 | Jovan Blacksher Jr. | G | 5-11 | 165 | Sr. | Oakland, Calif. | Shadow Mountain HS | | |
| 11 | Caleb Shaw | G | 6-5 | 205 | So. | Phoenix, Ariz. | Valley Christian HS | Northern Colorado ('22-23) | |
| 12 | Marquese Josephs | G | 6-1 | 195 | Fr. | Toronto, Canada | Dream City Christian School | | |
| 21 | Noah Amenhauser | C | 7-0 | 250 | Fr. | Goodyear, Ariz. | Estrella Foothills HS | | AH-min-how-zer |
| 22 | Josh Baker | G | 6-4 | 185 | Sr. | Phoenix, Ariz. | McClintock HS | Hutchinson ('19-21) / UNLV ('21-22) | |
| 24 | Duke Brennan | F | 6-10 | 250 | So. | Gilbert, Ariz. | Hillcrest Prep | Arizona State ('22-23) | |
| 30 | Gabe McGlothlan | F | 6-7 | 235 | R-Sr. | Gilbert, Ariz. | Basha HS | Southeast Missouri State ('18-19) | mi-GLAWTH-inn |
| 33 | Isaiah Shaw | G | 6-8 | 205 | R-Fr. | Rome, Italy | Davidson Academy | | |

COACHING STAFF

| | |
|-----------------|--|
| Head coach | Bryce Drew / <i>Valparaiso (1998) / 4th season</i> |
| Assistant coach | Jamall Walker / <i>Illinois (1999) / 4th season</i> |
| Assistant coach | Ed Schilling / <i>Miami (Ohio) (1988) / 4th season</i> |
| Assistant coach | Casey Shaw / <i>Toledo (1998) / 4th season</i> |
| Assistant coach | Marc Rodgers / <i>Central Washington (2018) / 1st season</i> |
| Assistant coach | Jake Lindsey / <i>Baylor (2018) / 2nd season</i> |

SUPPORT STAFF

| | |
|-------------------------------|---|
| Chief of staff | Peyton Prudhomme / <i>Texas Wesleyan / 4th season</i> |
| Graduate assistant | Trey Miles / <i>Grand Canyon / 1st season</i> |
| Graduate assistant | Asbjørn Midtgaard / <i>Grand Canyon / 1st season</i> |
| Strength & conditioning coach | Jordan Jackson / <i>CSU Northridge / 4th season</i> |
| Athletic trainer | Chris Elliott / <i>Trevecca Nazarene / 2nd season</i> |

ABOUT THESE NOTES

Short on time? Become a GCU men's basketball expert by just reading **the front page and back page.** Ready to dig deeper? Here's more >>

| | | | | | | | |
|-----------------|---|----------------|----|----------------|----|---------------|----|
| Roster | 2 | Notes | 9 | Havocs | 21 | Stat reports | 29 |
| Recent games | 4 | Numbers | 16 | Coach notes | 22 | Player bios | 34 |
| WAC Resume | 6 | Around the WAC | 19 | Record when | 23 | Game capsules | 49 |
| About UTA | 7 | Coaching staff | 20 | Highs and lows | 23 | "Cheat sheet" | 53 |
| 2023 WAC Champs | 8 | Arena | 21 | Last time | 24 | | |



**RAY
HARRISON**

G • 6-4 • 195 • Jr.
Greenville, S.C.



**DERRICK MICHAEL
XZAVIERRO**

F • 6-10 • 235 • R-Fr.
Jakarta, Indonesia



**SYDNEY
CURRY**

F • 6-8 • 270 • Sr.
Fort Wayne, Ind.



**LÖK
WUR**

F • 6-9 • 210 • Sr.
North Omaha, Neb.



**MALCOLM
FLAGGS**

G • 6-6 • 200 • R-Fr.
Tuba City, Ariz.



**TYON
GRANT-FOSTER**

G • 6-7 • 210 • Sr.
Kansas City, Kan.



**COLLIN
MOORE**

G • 6-4 • 205 • Jr.
North Little Rock, Ark.



**JOVAN
BLACKSHER JR.**

G • 5-11 • 165 • Sr.
Oakland, Calif.



**CALEB
SHAW**

G • 6-5 • 205 • So.
Phoenix, Ariz.



**MARQUESE
JOSEPHS**

G • 6-1 • 190 • Fr.
Toronto, Ontario, Canada



**NOAH
AMENHAUSER**

C • 7-0 • 250 • Fr.
Goodyear, Ariz.



**JOSH
BAKER**

G • 6-4 • 185 • Sr.
Phoenix, Ariz.



**DUKE
BRENNAN**

F • 6-10 • 250 • So.
Chandler, Ariz.



**GABE
MCGLOTHLAN**

F • 6-7 • 235 • R-Sr.
Gilbert, Ariz.



**ISAIAH
SHAW**

G • 6-8 • 205 • R-Fr.
Rome, Italy

COACHING STAFF



**BRYCE
DREW**

Head coach
4th season



**JAMALL
WALKER**

Assistant coach
4th season



**ED
SCHILLING**

Assistant coach
4th season




**CASEY
SHAW**

Assistant coach
4th season



**MARC
RODGERS**

Assistant coach
1st season



**JAKE
LINDSEY**

Assistant coach
2nd season

THURSDAY, JAN. 25 | AWAY



STEPHEN F. AUSTIN

51

GRAND CANYON

53



[QUOTED]

HEAD COACH BRYCE DREW

"We manufactured points and then were really tough on defense and tough rebounding in the final stretch. I think each guy stepped up in those last 10-12 minutes and did something to help our team win. When it wasn't scoring, it was maybe a rebound or a deflection, an extra pass. Gabe playing with four fouls. Really thankful. What a terrific ending.

"A lot of these guys have not seen this style of play, and you could tell. The decision-making has to be faster. I don't think we ever quite got where we wanted to on that, but it got a little bit better throughout the game."

SOPHOMORE FORWARD DUKE BRENNAN

"Keeping my composure and being able to push through it really helped me. Keeping my mind mature and taking a deep breath with all of the emotions going on, I was able to do it and we pulled out the dub in the end."



Official Basketball Box Score - Final
Grand Canyon at SFA
01/25/24 William R. Johnson Coliseum, Nacogdoches
2023-24 Men's Basketball

Game Time: 6:30 PM
Game Duration: 2:20
Attendance: 3,649

Officials: Norri Kidwai, Justin Abrecht, Jake Hirz

Grand Canyon - 53

Record: 18-2 (8-1)

| NO. | Name | Min | FG | 3P | FT | Rebounds | Fouls | TP | AS | TO | ST | Blocks | +/- |
|--------|---------------------|---------|-------|------|-------|-----------|-------|----|----|----|----|--------|-----|
| | | | M-A | M-A | M-A | OR DR TOT | PF FD | | | | | BS BA | |
| 24 | Duke Brennan | F 29:14 | 2-6 | 0-0 | 1-3 | 6 8 14 | 4 4 | 5 | 0 | 2 | 0 | 1 2 | -1 |
| 30 | Gabe McGlothlin | F 31:43 | 3-8 | 3-3 | 2-2 | 1 3 4 | 4 2 | 11 | 0 | 1 | 0 | 0 6 | 6 |
| 0 | Ray Harrison | G 37:11 | 4-9 | 0-3 | 7-8 | 1 0 1 | 0 5 | 15 | 4 | 3 | 2 | 1 0 | 6 |
| 7 | Tyon Grant-Foster | G 36:32 | 2-10 | 0-3 | 5-6 | 2 4 6 | 0 5 | 9 | 1 | 1 | 3 | 1 0 | 1 |
| 8 | Collin Moore | G 24:59 | 2-7 | 1-4 | 3-4 | 0 0 0 | 3 2 | 8 | 1 | 6 | 2 | 1 0 | 7 |
| 5 | Lok Wur | 16:40 | 1-3 | 0-2 | 0-0 | 3 3 6 | 0 0 | 2 | 0 | 1 | 0 | 2 1 | 3 |
| 10 | Jovan Blacksher Jr. | 07:28 | 0-3 | 0-3 | 0-0 | 0 0 0 | 1 0 | 0 | 1 | 1 | 0 | 0 0 | -4 |
| 33 | Isaiah Shaw | 10:58 | 1-2 | 1-2 | 0-0 | 0 2 2 | 0 0 | 3 | 0 | 0 | 0 | 1 0 | 1 |
| 2 | Sydney Curry | 01:44 | 0-0 | 0-0 | 0-0 | 0 0 0 | 2 0 | 0 | 0 | 0 | 0 | 0 0 | -2 |
| 22 | Josh Baker | 03:32 | 0-1 | 0-1 | 0-0 | 0 0 0 | 0 0 | 0 | 0 | 0 | 0 | 0 0 | -7 |
| Team | | | | | | 2 4 6 | | 0 | 1 | | | | |
| Totals | | | 15-49 | 5-21 | 18-23 | 15 24 39 | 14 18 | 53 | 7 | 16 | 7 | 7 3 | 2 |

Technical Fouls: NONE

| Shooting By Period | | |
|--------------------|-----------|-------|
| 1st | FG% | 28.6% |
| 1st | FG% | 8-28 |
| 2nd | FG% | 7-21 |
| 3rd | FG% | 3-8 |
| 4th | FG% | 13-16 |
| GM | FG% | 15-49 |
| 3PT | 3-3 | 33.3% |
| FT | 5-21 | 23.8% |
| Dead Ball | Rebounds: | 1, 1 |

SFA - 51

Record: 12-7 (5-3)

| NO. | Name | Min | FG | 3P | FT | Rebounds | Fouls | TP | AS | TO | ST | Blocks | +/- |
|--------|---------------------|---------|-------|------|-------|-----------|-------|----|----|----|----|--------|-----|
| | | | M-A | M-A | M-A | OR DR TOT | PF FD | | | | | BS BA | |
| 22 | Nana Antwi-Boasiako | F 24:44 | 2-4 | 0-0 | 0-0 | 0 1 1 | 3 0 | 4 | 0 | 1 | 0 | 1 0 | -3 |
| 42 | Juhlamei Stone | F 14:15 | 1-2 | 0-0 | 1-2 | 0 1 1 | 2 1 | 3 | 1 | 0 | 0 | 0 1 | -6 |
| 1 | Matt Hayman | G 31:52 | 2-12 | 0-6 | 0-0 | 1 6 7 | 1 0 | 4 | 2 | 1 | 1 | 0 1 | -2 |
| 8 | AJ Caluste | G 29:44 | 1-8 | 0-3 | 0-0 | 0 1 1 | 3 0 | 2 | 2 | 2 | 2 | 0 2 | -11 |
| 10 | Latrell Jossell | G 29:34 | 5-11 | 2-6 | 2-2 | 0 2 2 | 3 4 | 14 | 5 | 1 | 0 | 0 1 | 8 |
| 23 | Clayton Southwick | 12:29 | 2-5 | 0-0 | 0-0 | 0 1 1 | 1 0 | 4 | 1 | 1 | 0 | 1 6 | |
| 7 | Jail Beaubrun | 24:56 | 3-6 | 0-1 | 5-5 | 6 5 11 | 1 5 | 11 | 2 | 2 | 0 | 1 1 | 0 |
| 11 | Chrisawn Christmas | 16:13 | 1-3 | 0-1 | 2-4 | 4 3 7 | 3 4 | 4 | 0 | 1 | 0 | 1 0 | -2 |
| 0 | Myles Jenkins | 08:55 | 1-3 | 1-2 | 0-0 | 0 1 1 | 0 0 | 3 | 0 | 0 | 0 | 0 0 | -2 |
| 44 | Frank Staine | 07:19 | 1-2 | 0-0 | 0-0 | 0 0 0 | 1 0 | 2 | 0 | 2 | 0 | 0 0 | -2 |
| Team | | | | | | 2 2 4 | | 0 | 3 | | | | |
| Totals | | | 19-56 | 3-19 | 10-13 | 13 23 36 | 18 14 | 51 | 13 | 14 | 4 | 3 7 | -2 |

Technical Fouls: NONE

| GCU | | SFA | | Points from | | Turnovers | | Period by Period Scoring | | |
|------------------|---------------------------|---------------------------|---------------|-------------|----|-----------|-----|--------------------------|----|--|
| Biggest lead | 9 (1 st 11:06) | 7 (1 st 5:15) | | 14 | 13 | 1st | 2nd | TOT | | |
| Best Scoring Run | 7 (1 st 1:34) | 11 (1 st 7:13) | Paint | 12 | 28 | GCU | 23 | 30 | 53 | |
| Lead Changes | 2 | | Second Chance | 12 | 10 | SFA | 26 | 25 | 51 | |
| Times Tied | 8 | | Fast Breaks | 9 | 2 | | | | | |
| Time with Lead | 13:28 | 20:15 | Bench | 5 | 24 | | | | | |

NOTABLES

» LOW-SCORING BATTLES

FEWEST POINTS BY GCU IN A WIN (D-I ERA)

| Rank | Date | Opponent | Result |
|------|---------------|----------------------|---------|
| 1 | Dec. 18, 2021 | vs. San Francisco | W 49-48 |
| 2 | Dec. 18, 2015 | at San Diego State | W 52-45 |
| 3 | Jan. 25, 2024 | at Stephen F. Austin | W 53-51 |
| 4 | Feb. 5, 2022 | California Baptist | W 56-50 |
| 5 | March 4, 2017 | at CSU Bakersfield | W 58-52 |

LOWEST FG% BY GCU IN A WIN (D-I ERA)

| Rank | Date | Opponent | FG% | Result |
|------|---------------|----------------------|-------|---------|
| 1 | March 4, 2017 | at CSU Bakersfield | 28.8% | W 58-52 |
| 2 | Jan. 25, 2024 | at Stephen F. Austin | 30.6% | W 53-51 |
| 3 | Feb. 5, 2022 | California Baptist | 31.7% | W 56-50 |
| 4 | Dec. 18, 2015 | at San Diego State | 33.9% | W 52-45 |
| 5 | March 5, 2022 | at Utah Tech | 34.2% | W 70-53 |

» BRENNAN ON THE BOARDS

MOST REBOUNDS IN A ROAD GAME (D-I ERA)

| Rank | Date | Player | Opponent | Reb. | Result |
|------|---------------|-------------------|----------------------|------|---------|
| t-1 | Feb. 22, 2014 | Killian Larson | at Idaho | 20 | L 83-77 |
| | Jan. 30, 2014 | Killian Larson | at Chicago State | 20 | W 76-75 |
| 3 | March 6, 2014 | Killian Larson | at New Mexico State | 17 | L 81-57 |
| t-4 | Feb. 27, 2021 | Asbjørn Midtgaard | at Seattle U | 16 | W 81-71 |
| | March 8, 2014 | Killian Larson | at UTRGV | 16 | W 79-78 |
| t-6 | Jan. 28, 2017 | Keonta Vernon | at Chicago State | 15 | W 85-77 |
| | Nov. 9, 2013 | Killian Larson | at San Diego | 15 | L 70-59 |
| t-8 | Jan. 25, 2024 | Duke Brennan | at Stephen F. Austin | 14 | W 53-51 |
| | Nov. 15, 2016 | Darion Clark | at Penn State | 14 | L 85-76 |
| | March 5, 2016 | Keonta Vernon | at Utah Valley | 14 | W 86-79 |

SATURDAY, JAN. 20 | AWAY



SEATTLE U

86

GRAND CANYON

79




[QUOTED]

HEAD COACH BRYCE DREW

“There are things we can control as a team, and those are things we have to get better at. These guys haven’t lost in two months. That’s an awesome accomplishment. They should be proud of what they have accomplished, but now it’s a new season starting and we’ve got to get better.

“We haven’t had one game with the flow or rhythm like we had tonight. We saw stuff out there tonight that we haven’t seen in 18 games. But playing on the road, you have to be able to be tough and you have to be able to make plays and make plays in key moments. That’s something we’ve got to work on for those last three or four minutes on the road.

“We just didn’t make some key plays when we needed to, and we’ve done that for two months. Our free throw shooting has left us the last two games. It really hurt us. We missed 14 free throws. If we made half of those, we probably win this game.”



Official Basketball Box Score - Final

Grand Canyon at Seattle U

01/20/24 Redhawk Center, Seattle, WA

2023-24 Men's Basketball

Game Time: 7:00 PM

Game Duration: 2:19

Attendance: 1,000

Officials: Chad Shepherd, Ron Brokenbrough, Tody Doolittle

| Grand Canyon - 79 | | | | | | | | | | | | | | |
|--------------------|---------------------|---------|-------|------|-------|----------|-------|----|----|----|----|--------|----|-----|
| Record: 17-2 (7-1) | | | | | | | | | | | | | | |
| NO. | Name | Min | FG | 3P | FT | Rebounds | Fouls | TP | AS | TO | ST | Blocks | BS | BA |
| 24 | Duke Brennan | F 30:13 | 1-1 | 0-0 | 1-2 | 2 3 5 | 3 1 | 3 | 0 | 1 | 2 | 2 | 0 | 0 |
| 30 | Gabe McGlothlin | F 33:38 | 8-15 | 4-6 | 8-14 | 1 6 7 | 5 8 | 28 | 1 | 3 | 4 | 0 | 0 | -7 |
| 0 | Ray Harrison | G 27:46 | 3-9 | 0-3 | 5-6 | 1 1 2 | 4 3 | 11 | 2 | 4 | 0 | 0 | 0 | -3 |
| 7 | Tyion Grant-Foster | G 38:14 | 7-20 | 2-9 | 9-12 | 3 4 7 | 2 7 | 25 | 1 | 3 | 1 | 0 | 0 | -7 |
| 8 | Collin Moore | G 19:17 | 1-2 | 0-1 | 4-6 | 0 1 1 | 5 5 | 6 | 1 | 1 | 2 | 0 | 0 | 14 |
| 2 | Sydney Curry | 06:06 | 0-0 | 0-0 | 0-0 | 0 1 1 | 1 0 | 0 | 0 | 1 | 0 | 0 | 0 | -2 |
| 10 | Jovan Blacksher Jr. | 12:29 | 1-1 | 1-1 | 0-0 | 0 2 2 | 1 0 | 3 | 0 | 1 | 0 | 0 | 0 | -10 |
| 5 | Lok Wur | 10:03 | 0-1 | 0-1 | 0-0 | 0 1 1 | 3 1 | 0 | 0 | 0 | 0 | 0 | 0 | -5 |
| 22 | Josh Baker | 20:28 | 0-3 | 0-2 | 3-4 | 1 1 2 | 1 1 | 3 | 1 | 0 | 1 | 0 | 1 | -15 |
| 33 | Isaiah Shaw | 01:46 | 0-2 | 0-2 | 0-0 | 0 0 0 | 0 0 | 0 | 0 | 0 | 0 | 0 | 0 | 0 |
| Team | | | | | | 3 1 4 | | | | | | | | |
| Totals | | | 21-54 | 7-25 | 30-44 | 11 21 32 | 26 26 | 79 | 6 | 14 | 10 | 2 | 1 | -7 |

Technical Fouls:Coach 2nd12:13

| Seattle U - 86 | | | | | | | | | | | | | | |
|--------------------|-------------------|---------|-------|-------|-------|----------|-------|----|----|----|----|--------|----|----|
| Record: 11-8 (4-4) | | | | | | | | | | | | | | |
| NO. | Name | Min | FG | 3P | FT | Rebounds | Fouls | TP | AS | TO | ST | Blocks | BS | BA |
| 25 | Brandon Chatfield | F 20:08 | 4-5 | 0-0 | 1-4 | 2 0 2 | 4 3 | 9 | 0 | 4 | 0 | 0 | 1 | 7 |
| 0 | Alex Schumacher | G 27:04 | 4-11 | 1-2 | 4-4 | 0 2 2 | 4 5 | 13 | 6 | 2 | 1 | 0 | 1 | -2 |
| 5 | Cameron Tyson | G 35:17 | 6-11 | 5-8 | 8-10 | 1 3 4 | 2 5 | 25 | 1 | 1 | 0 | 0 | 0 | 11 |
| 11 | John Christofilis | G 29:00 | 5-11 | 2-7 | 3-4 | 0 5 5 | 2 2 | 15 | 2 | 4 | 0 | 0 | 0 | -8 |
| 33 | Kobe Williamson | G 31:50 | 6-7 | 2-2 | 1-1 | 0 4 4 | 4 2 | 15 | 1 | 2 | 0 | 1 | 0 | 2 |
| 23 | Seyi Relliey | 21:04 | 1-3 | 0-0 | 3-6 | 2 3 5 | 3 4 | 5 | 1 | 2 | 0 | 0 | 0 | 6 |
| 2 | Paris Dawson | 21:52 | 0-2 | 0-1 | 4-5 | 0 5 5 | 3 4 | 4 | 4 | 1 | 0 | 0 | 0 | 18 |
| 1 | Vasja Pandžić | 06:47 | 0-1 | 0-0 | 0-0 | 0 1 1 | 3 0 | 0 | 0 | 1 | 0 | 0 | 0 | 2 |
| 24 | Malek Gomma | 03:07 | 0-0 | 0-0 | 0-0 | 0 1 1 | 1 0 | 0 | 0 | 0 | 0 | 0 | 0 | -1 |
| 21 | Viktor Rajković | 03:51 | 0-0 | 0-0 | 0-0 | 0 0 0 | 0 0 | 0 | 0 | 0 | 0 | 0 | 0 | 0 |
| Team | | | | | | 1 3 4 | | | | | | | | |
| Totals | | | 26-51 | 10-20 | 24-34 | 6 27 33 | 27 25 | 86 | 15 | 17 | 1 | 1 | 2 | 7 |

Technical Fouls:Coach 1st2:49

| | | GCU | SU | | | Points from | GCU | SU | Period by Period Scoring | | |
|------------------|--|---------------------------|--------------------------|---------------|--|-------------|-----|-----|--------------------------|-----|----|
| Biggest lead | | 9 (1 st 15:52) | 7 (2 nd 0:18) | Turnovers | | 22 | 21 | | | | |
| Best Scoring Run | | 8 (1 st 18:05) | 8 (2 nd 0:18) | Paint | | 24 | 28 | | | | |
| Lead Changes | | 10 | | Second Chance | | 9 | 5 | | | | |
| Times Tied | | 6 | | Fast Breaks | | 5 | 4 | | | | |
| Time with Lead | | 30:50 | 05:10 | Bench | | 6 | 9 | | | | |
| | | | | | | | | 1st | 2nd | TOT | |
| | | | | | | | | GCU | 44 | 35 | 79 |
| | | | | | | | | SU | 42 | 44 | 86 |

NOTABLES

STANDINGS

| Rank | Team | W | L | CW | CL | WACPts |
|------|--------------------|----|----|----|----|--------|
| 1 | Grand Canyon | 18 | 2 | 8 | 1 | 6.02 |
| 2 | Tarleton State | 12 | 7 | 5 | 3 | 0.23 |
| 3 | Stephen F. Austin | 12 | 7 | 5 | 3 | 0.19 |
| 4 | Seattle U | 11 | 8 | 4 | 4 | -0.28 |
| 5 | UT Arlington | 9 | 10 | 4 | 4 | -1.05 |
| 6 | California Baptist | 12 | 7 | 5 | 3 | -1.06 |
| 7 | Utah Valley | 9 | 10 | 4 | 4 | -1.20 |
| 8 | Abilene Christian | 8 | 11 | 3 | 5 | -2.80 |
| 9 | Utah Tech | 7 | 12 | 3 | 5 | -3.28 |
| 10 | Southern Utah | 7 | 12 | 2 | 6 | -3.87 |
| 11 | UTRGV | 6 | 14 | 2 | 7 | -6.05 |

ABOUT THE SYSTEM

WHAT IS THE WAC RESUME SEEDING SYSTEM?

A ranking system developed by Ken Pomeroy that rewards the teams with the best NCAA tournament resumes with the highest seeds at the WAC tournament, rather than just straight wins and losses.

WHY IS THE WAC USING THIS SYSTEM?

The goal is for WAC teams to earn higher seeds in the NCAA tournament and potentially earn an at-large bid. The philosophy utilizes the entire season (nonconference and conference) to evaluate teams with the same lens as the NCAA tournament committee. The system promotes nonconference scheduling to build an NCAA Tournament resume.

HOW IT WORKS

WHAT DO THE RANKINGS VALUE?

The system utilizes NCAA NET to assign all games a value that correlates to:

- » the strength of the opponent.
- » the location of the game.
- » the result of the game.

WHAT DO THE RANKINGS **NOT** INCLUDE?

- » Analytics (such as offensive efficiency and margin of victory) are not factored.
- » A team's own NET ranking is not factored.
- » Though developed by Ken Pomeroy, no KenPom rankings data is factored.

HOW DOES IT WORK?

Every win is worth a positive value from 0 to 1. Every loss is worth a negative value from 0 to -1.

Simplistically, road wins against strong opponents are the most valuable while home losses to poor opponents are the most damaging.

OTHER NOTES:

- » A standard win/loss percentage and tiebreaker system will determine which eight teams qualify for the WAC tournament. The WAC Resume Seeding System will determine the order of seeding.
Ex: A 6-14 team would receive the No. 8 seed over a 5-15 team regardless of total points earned.
- » Games against non-Division I competition receive a score of zero.
- » Points received for previous games played will change over time based on the opponents' results moving forward. A result can get better or worse over time as more games are played.
- » Teams who schedule more than two games against non-Division I opponents are penalized 0.50 points for each additional game. Next season, the maximum non-Division I games will be one before penalty.

GRAND CANYON RESUME

| Opponent | Location | Result | Points | Total Points |
|--------------------------|----------|--------|--------|--------------|
| Southeast Missouri State | H | W | 0.06 | 0.06 |
| Northern Arizona | H | W | 0.14 | 0.20 |
| San Francisco | N | W | 0.75 | 0.94 |
| South Carolina | N | L | -0.23 | 0.72 |
| North Dakota State | H | W | 0.21 | 0.92 |
| UT Rio Grande Valley | V | W | 0.29 | 1.21 |
| UT Arlington | H | W | 0.33 | 1.54 |
| San Diego State | H | W | 0.80 | 2.34 |
| Liberty | V | W | 0.72 | 3.06 |
| Portland | N | W | 0.19 | 3.26 |
| Sam Houston | H | W | 0.30 | 3.56 |
| Bethesda | N | W | -- | 3.56 |
| Louisiana Tech | H | W | 0.58 | 4.13 |
| Southern Utah | V | W | 0.40 | 4.53 |
| Utah Tech | V | W | 0.35 | 4.88 |
| Abilene Christian | H | W | 0.24 | 5.12 |
| Tarleton State | H | W | 0.31 | 5.43 |
| Utah Valley | H | W | 0.31 | 5.74 |
| Seattle U | V | L | -0.34 | 5.39 |
| Stephen F. Austin | V | W | 0.63 | 6.02 |
| UT Arlington | V | | (0.52) | |



UT ARLINGTON RESUME

| Opponent | Location | Result | Points | Total Points |
|----------------------|----------|--------|--------|--------------|
| Oral Roberts | H | W | 0.25 | 0.25 |
| UT Tyler | H | W | -- | 0.25 |
| New Mexico | V | L | -0.08 | 0.17 |
| Arizona | V | L | -0.03 | 0.14 |
| Alcorn State | H | W | 0.12 | 0.27 |
| Texas State | H | L | -0.81 | -0.55 |
| Abilene Christian | H | W | 0.24 | -0.31 |
| Grand Canyon | V | L | -0.15 | -0.46 |
| UNT-Dallas | H | W | -- | -0.46 |
| Air Force | N | W | 0.40 | -0.05 |
| Texas Tech | V | L | -0.12 | -0.17 |
| North Texas | V | L | -0.20 | -0.38 |
| Texas | V | L | -0.14 | -0.52 |
| Tarleton State | V | L | -0.48 | -1.00 |
| Stephen F. Austin | V | L | -0.37 | -1.37 |
| Utah Valley | H | W | 0.31 | -1.06 |
| Seattle U | H | W | 0.44 | -0.62 |
| UT Rio Grande Valley | H | W | 0.13 | -0.49 |
| Abilene Christian | V | L | -0.56 | -1.05 |
| Grand Canyon | H | | (0.69) | |

SUMMED UP

| | |
|--------------------------------|-------------------------|
| WAC placing | 1st |
| Current streak | W-1 |
| Longest win streak | 14 games (11/25-1/18) |
| Longest losing streak | 1 game (2x, last: 1/20) |
| Last 5 | 4-1 |
| Last 10 | 9-1 |
| In weekend games (Fri/Sat/Sun) | 9-2 |
| In weekday games (Mon-Thu) | 9-0 |

QUICK FACTS
ATHLETIC COMMUNICATIONS


Primary contact Josh Hauser
 Email josh.hauser@gcu.edu



Secondary contact Jerob Moon
 Email jerob.moon2@gcu.edu

UNIVERSITY INFORMATION

| | |
|-------------------|-----------------------------------|
| School | Grand Canyon University |
| Location | Phoenix, Ariz. |
| Founded | 1949 |
| Enrollment | 25,800 |
| President | Brian Mueller |
| VP of Athletics | Jamie Boggs |
| Affiliation | NCAA Division I |
| Nickname | Lopes |
| Mascot | Thunder |
| Colors | Purple, Black & White |
| Conference | Western Athletic Conference (WAC) |
| Athletics website | www.GCULopes.com |

PROGRAM HISTORY

| | |
|--|------------------|
| First year | 1949-50 |
| All-time record | 1,282-786 (.620) |
| Division I | 218-118 (.649) |
| WAC | 105-53 (.665) |
| Regular-season conference titles (D-I) | 1 (2021) |
| Tournament conference titles (D-I) | 2 (2021, 2023) |
| National championships (NAIA) | 3 |

SCOUTING THE MAVERICKS
2023-24 NOTES

| | |
|--------------|-------------|
| Record | 9-10 (4-4) |
| Home | 8-1 |
| Away | 0-9 |
| Neutral | 1-0 |
| NET / KenPom | #182 / #174 |

2022-23 NOTES

| | |
|-----------------------------------|----------------------|
| Record | 11-21 (6-12) |
| Regular-season conference seeding | 12th of 13 |
| Postseason | WAC Tournament (0-1) |
| NET / KenPom | #249 / #241 |

SCHOOL NOTES

| | |
|------------|------------------|
| Location | Arlington, Texas |
| Conference | WAC |
| Enrollment | 48,000 |

COACH NOTES

| | |
|------------------|-------------|
| Head coach | KT Turner |
| Season | 1st at UTA |
| Record at school | 9-10 (.474) |
| Career record | same |

AT-A-GLANCE

- » UT Arlington has been a vastly different team at home vs. on the road. The Mavericks are 8-1 at College Park Center but 0-9 on the road.
- » The Mavericks are 4-4 in conference play, winning all four of their home games and losing all four of their road games.
- » Leading scorer Phillip Russell (15.4 ppg) started the season ineligible due to NCAA rules regarding multi-time transfers. However, due to legal challenges to that rule, Russell became eligible and debuted for UTA on Dec. 16, scoring 28 points. He has played in seven games.
- » The good: UTA gets to the free throw line at the 17th-highest rate in the nation.
- » The bad: UTA is in the bottom 10 nationally for most turnover prone team in the nation.
- » K.T. Turner is in his first season as the Mavericks head coach. UTA is in its second season in the WAC.

LAST TIME OUT

- » UT Arlington fell to 0-9 on the road with a 78-67 loss at Abilene Christian last Saturday.
- » UTA dug itself a 14-point 2nd-half deficit, but fought back to only trail by three, 59-56, with just under eight minutes remaining. However, the Mavericks couldn't get over the hump despite a pair of double-double performances from Shemar Wilson and DaJuan Gordon.
- » Wilson delivered his WAC-leading seventh double-double of the campaign with 11 points and a game-high-tying 12 rebounds, while Gordon notched his fifth of the season to tie for the 2nd most in the league thanks to 13 points and 11 rebounds.

SERIES HISTORY


| RECORD | STREAK | H | A | N |
|------------|--------|-----|-----|-----|
| 3-1 | W3 | 2-1 | 0-0 | 1-0 |

| LATEST MATCHUP | FIRST MATCHUP |
|---|--|
| W 76-69 Dec. 2, 2023 Phoenix, Ariz. | L 66-64 Nov. 20, 2014 Phoenix, Ariz. |

MEASURED

| | |
|----------------------------|---------------------------|
| » Longest GCU streak | 3 games, 1/12/23 - pres. |
| » Largest GCU win | 32 points, 80-48, 1/12/23 |
| » Largest UTA win | 2 points, 66-64, 11/20/14 |
| » Bryce Drew vs. UTA | 3-0 |
| » KT Turner vs. GCU | 0-1 |
| » Bryce Drew vs. KT Turner | 1-0 |

LAST MEETING

- » **GCU 76, UTA 69 | Dec. 2, 2023 | Home**
- » The Lopes showed resolve to wipe away a 12-point, second-half hole and overcome UT Arlington.
- » GCU ended the game on a 15-3 run.
- » GCU did not lead UT Arlington in the second half until 1:24 remained as part of a 12-0, game-clinching run. The Lopes nearly held the Mavericks to only a free throw over the final 5 1/2 minutes until an uncontested layup in the final seconds.
- » After taking four first-half free throws, the Lopes went 25 for 32 at the charity stripe in the second half to make up for 37.5% shooting and 14 turnovers. GCU had never won a game in its 11-year Division I era with 37.5% or worse shooting and at least 14 turnovers.
- » GCU senior guard Tyon Grant-Foster scored a team-high 21 points and added 11 rebounds for his second consecutive double-double after not previously having a double-double in his college career.
- » UT Arlington made 14 second-half turnovers.

LAST FOUR MEETINGS

| Date | Location | Score |
|---------------|----------------|---------|
| Dec. 2, 2023 | Home | W 76-69 |
| March 7, 2023 | WAC Tournament | W 82-77 |
| Jan. 12, 2023 | Home | W 80-48 |
| Nov. 20, 2014 | Home | L 66-64 |

GCU put together an unbelievable run in Las Vegas to take home the WAC Tournament crown for the second time in three seasons. The Lopes won four games in five days in conference tournament play, knocking off the No. 4, No. 1 and No. 3 seeds in the process, to become the lowest-seeded team (No. 5) to win the WAC Tournament since 2001.



"IT'S A GOD STORY. WE'VE HAD SO MUCH ADVERSITY THIS YEAR. WE HAVE BATTLED A LOT. GUYS HAVE BEEN FAITHFUL. GUYS HAVE BEEN RESILIENT. GUYS HAVE WORKED HARD. WE HAD MEETINGS. WE HAD HEART-TO-HEARTS. THE CHARACTER NEVER DROPPED IN THESE GUYS." [BRYCE DREW]



TALKING ABOUT REALLY TRYING TO DIG DEEP TO GET THIS ONE, I'M JUST PROUD OF THIS WHOLE TEAM. WE FOUGHT LIKE CRAZY. TO STAND AT THE TOP OF THE TOURNAMENT AND GO DANCE AGAIN MEANS A LOT." [GABE MCGLOTHAN]



» THE STREAK

Grand Canyon went 62 days without losing.

From a seven-point loss on a neutral court to South Carolina on Nov. 19 to a seven-point loss in Seattle on Jan. 20, GCU racked up 14 wins in between.

It matched GCU's eighth-longest win streak in program history, was easily the longest of the D-I era and was the second-longest active win streak in the nation.

TOP LOPES WIN STREAKS (ALL-TIME)

| Rank | Level | Streak | Type | First Win | Last Win |
|------|-------|--------|------------------------------|---------------|---------------|
| 1 | NAIA | 26 | (multi-season) 2 + 20 + 4 | Feb. 18, 1958 | Dec. 5, 1959 |
| 2 | NAIA | 25 | (in-season) | Nov. 30, 1973 | Feb. 22, 1974 |
| 3 | NAIA | 24 | (multi-season) 13 + 11 | Feb. 1, 1975 | Jan. 6, 1976 |
| 4 | NAIA | 23 | (multi-season) 12 + 11 | Feb. 6, 1988 | Jan. 3, 1989 |
| 5 | NAIA | 17 | (in-season) | Jan. 4, 1979 | March 6, 1979 |
| 6 | NAIA | 16 | (in-season) | Dec. 4, 1974 | Jan. 25, 1975 |
| 7 | NAIA | 15 | (multi-season) 11 + 4 | Feb. 24, 1978 | Dec. 8, 1978 |
| t-8 | D-I | 14 | (in-season) | Nov. 25, 2023 | Jan. 18, 2024 |
| | NAIA | 14 | (in-season) | Jan. 17, 1976 | March 9, 1976 |
| t-10 | D-II | 13 | (in-season) | Nov. 14, 2012 | Jan. 5, 2013 |
| | NAIA | 13 | (in-season) | Dec. 21, 1987 | Jan. 19, 1988 |

» STACKING DOUBLE-DOUBLES

The Lopes are logging double-doubles at a good pace in 2023-24.

And unlike last season, where **Gabe McGlothan** was the only GCU player to record a double-double, it's coming from multiple parties this time around.

Five players have already recorded a double-double this season, already setting GCU's D-I era best for number of players to have a double-double in a single season.

DOUBLE-DOUBLES BY YEAR (D-I)

| Year | Total | Player(s) |
|---------|-------|--|
| 2023-24 | 9 | McGlothan (3), Brennan (2), Grant-Foster (2), Curry (1), Xzavierro (1) |
| 2022-23 | 7 | McGlothan (7) |
| 2021-22 | 7 | McGlothan (4), Ouedraogo (2), Miller-Moore (1) |
| 2020-21 | 14 | Midtgaard (11), McGlothan (1), Lloyd (1), Lever (1) |
| 2019-20 | 6 | Lever (3), Blacksher (2), Johnson (1) |
| 2018-19 | 4 | Drechsel (2), Lever (1), M. Finke (1) |
| 2017-18 | 9 | Vernon (3), Lever (2), Frayer (2), Benson (2) |
| 2016-17 | 12 | Vernon (8), Russell (2), Frayer (1), Clark (1) |
| 2015-16 | 23 | Glaze (14), Braun (4), Vernon (3), Russell (2) |
| 2014-15 | 4 | Alexander (3), Braun (1) |
| 2013-14 | 24 | Larson (21), Walker (1), Davis (1), Alexander (1) |

» POINT PRODUCTION






Tyon Grant-Foster has been labeled as one of the stories of the year in college basketball. The guard from Kansas City, Kansas, went nearly two calendar years without playing a basketball game due to a heart condition.

In his first year back, he is impressing. And one of the nation's top scorers after loudly announcing his return to the floor with a 30-point effort on opening night.



GRANT-FOSTER

WAC POINTS PER GAME LEADERS

| Rank | Player | School | PPG |
|------|---|--------------------|------|
| 1 | Tyon Grant-Foster  | Grand Canyon | 19.6 |
| 2 | Dominique Daniels  | California Baptist | 18.4 |
| 3 | Cameron Tyson  | Seattle U | 17.8 |
| 4 | Dominique Ford  | Southern Utah | 16.8 |
| 5 | Ali Abdou Dibba  | Abilene Christian | 15.5 |

» THE LOPES' BIG THREE

GCU has three bonafide scorers.

Tyon Grant-Foster, **Gabe McGlothan** and **Ray Harrison** take turns leading the charge for the Lopes. Grant-Foster is one of the nation's top-20 scorers, and McGlothan and Harrison have also taken their turn leading the charge for GCU.



GRANT-FOSTER



HARRISON



McGLOTHAN
















GCU'S SCORING LEADERS

| Player | PPG | RPG | APG |
|-------------------|------|-----|-----|
| Tyon Grant-Foster | 19.6 | 5.6 | 1.6 |
| Gabe McGlothan | 14.8 | 7.7 | 1.4 |
| Ray Harrison | 13.4 | 2.8 | 3.7 |

» ELITE SCORING AVERAGE

Ray Harrison has been scoring at an elite level for a long time in Division I basketball, including the last two seasons as a Lope. He is one of the nation's active leaders in scoring average. (below list has a career min. of 800 points).

ACTIVE PPG CAREER LEADERS (D-I)

| Rank | Player | School | PPG |
|------|---|---------------------|-------------|
| 1 | Max Abmas  | Texas | 20.4 |
| 2 | B.J. Freeman  | Milwaukee | 18.2 |
| 3 | Isaac Jones  | Washington State | 17.9 |
| 4 | Jordan Dingle  | St. John's | 17.8 |
| 5 | Marques Warrick  | Northern Kentucky | 17.7 |
| 6 | Hunter Dickinson  | Kansas | 17.5 |
| 7 | Clarence Daniels  | New Hampshire | 17.4 |
| 8 | Judah Mintz  | Syracuse | 17.1 |
| 9 | Jahmir Young  | Maryland | 17.0 |
| 10 | David Coit  | Northern Illinois | 17.0 |
| 11 | Tucker DeVries  | Drake | 17.0 |
| 12 | Zach Edey  | Purdue | 16.7 |
| 13 | James Bishop IV  | George Washington | 16.7 |
| 14 | Ray Harrison  | Grand Canyon | 16.7 |
| 15 | Graham Ike  | Gonzaga | 16.6 |














HARRISON

» LOPES GET RAVE PRESEASON REVIEWS

Under fourth-year head coach Bryce Drew, GCU is receiving rave preseason reviews ahead of the 2023-24 campaign. The Lopes are racking up a number of preseason favorite labels from various publications and sources.



WAC PRESEASON COACHES POLL

| Rank | | School | Points |
|------|---|-----------------------|--------|
| 1 |  | Grand Canyon (9) | 99 |
| 2 |  | Stephen F. Austin (2) | 87 |
| 3 |  | Seattle U | 86 |
| 4 |  | Utah Valley | 61 |
| 5 |  | Abilene Christian | 60 |
| 6 |  | Tarleton State | 49 |
| 7 |  | California Baptist | 47 |
| 8 |  | UT Arlington | 43 |
| t-9 |  | Southern Utah | 26 |
| |  | UT Rio Grande Valley | 26 |
| 11 |  | Utah Tech | 21 |

GCU was also the WAC's preseason pick of ESPN.com, Blue Ribbon Yearbook, Lindy's College Basketball, The Almanac, BartTorvick.com and KenPom.com.

» LOPES ON CONDENSED PRESEASON TEAM

The WAC consolidated its preseason voting for the year, limiting voting to one five-man preseason team picked only by the league's head coaches. Despite the limited opportunity for preseason selections, the Lopes had two of the five individuals represented. A Lopes player was named WAC Preseason Player of the Year for the second consecutive season with **Ray Harrison** following **Jovan Blacksher Jr.**'s act from a year ago.



HARRISON



McGLOTHAN

Ray Harrison - WAC Preseason Player of the Year, Preseason All-WAC team

Harrison, last season's WAC Tournament Most Outstanding Player, made a case to be last season's WAC Player of the Year when he averaged career highs for points (17.8 per game) and assists (3.6 per game). That included a WAC Tournament title run in which the Greenville, South Carolina, native shot 52% from the field and averaged 20.0 points, 5.5 rebounds and 5.3 rebounds over four wins.

Gabe McGlothlan - Preseason All-WAC team

McGlothlan joined Harrison on the coaches' five-member Preseason All-WAC Team. The Chandler Basha High School graduate averaged career highs for points (12.8 per game) and rebounds (7.6 per game) on last season's NCAA tournament qualifier.

» PRESEASON PLAYER OF YEAR HISTORY

Ray Harrison became GCU's fifth selection in the last eight years for WAC Preseason Player of the Year honors.

"Ray had a great conference season all the way through," GCU fourth-year head coach Bryce Drew said. "They both improved this summer, so we expect them to take another step up in their games."



HARRISON

GCU'S WAC PRESEASON PLAYERS OF THE YEAR

| Year | Player | Result |
|---------|---------------------|---|
| 2023-24 | Ray Harrison | ?? |
| 2022-23 | Jovan Blacksher Jr. | Averaged 10.7 ppg in injury-shortened season (12 g) |
| 2018-19 | Alessandro Lever | 13th in the WAC for scoring at 12.5 ppg |
| 2017-18 | Josh Braun | All-WAC second teamer, 11.4 ppg |
| 2016-17 | Josh Braun | All-WAC first teamer, led WAC in 3-pointers, 17.5 ppg |

» STARTING SPOT IN KENPOM

Grand Canyon's place on the starting blocks of the preseason KenPom.com ranking is as good as it has ever been, checking in at No. 83 in the national ranking system. It's the second straight year that the Lopes have earned a starting spot in the top 100.

GCU has outperformed its preseason KenPom.com ranking in 8 of its 10 Division I seasons.

GCU PRESEASON KENPOM VS. FINAL KENPOM

| Season | Record | Preseason | Final | +/- |
|---------|--------|-----------|-------|------|
| 2023-24 | ? | 83 | ? | ? |
| 2022-23 | 24-12 | 96 | 108 | -12 |
| 2021-22 | 23-8 | 149 | 93 | +56 |
| 2020-21 | 17-7 | 165 | 103 | +62 |
| 2019-20 | 13-17 | 131 | 265 | -134 |
| 2018-19 | 20-14 | 155 | 111 | +44 |
| 2017-18 | 22-12 | 141 | 121 | +20 |
| 2016-17 | 22-9 | 185 | 152 | +33 |
| 2015-16 | 22-7 | 238 | 130 | +108 |
| 2014-15 | 17-15 | 269 | 263 | +6 |
| 2013-14 | 15-15 | 294 | 241 | +53 |














» SCHEDULE KEEPS TOUGHENING

Grand Canyon yet again will play its most challenging schedule, based on last year's NET rankings of this year's opponents.

The increased average strength of GCU's 2023-24 schedule comes from a variety of sources:

- » increasing collective strength of the WAC.
- » zero games against non-Division I opponents.
- » zero games against any school in the bottom 100 of the NET rankings.
- » WAC/CUSA scheduling initiative which brings games against NET Nos. 46 and 69.

NET RANKING BY OPPONENT

| | School | 2022-23 NET | Date(s) |
|---|--------------------------|-------------|------------------|
|  | San Diego State | 15 | Dec. 5 |
|  | Liberty | 46 | Dec. 9 |
|  | Utah Valley | 58 | Jan. 18, Feb. 3 |
|  | Sam Houston | 69 | Dec. 20 |
|  | Southern Utah | 113 | Jan. 4, Feb. 10 |
|  | San Francisco | 114 | Nov. 17 |
|  | Stephen F. Austin | 136 | Jan. 25, March 2 |
|  | Seattle U | 142 | Jan. 20, Feb. 1 |
| | DePaul OR South Carolina | 155 OR 235 | Nov. 19 |
|  | Utah Tech | 158 | Jan. 6, Feb. 15 |
|  | Louisiana Tech | 161 | Dec. 30 |
|  | Tarleton State | 165 | Jan. 13, Feb. 22 |
|  | Portland | 168 | Dec. 16 |
|  | California Baptist | 171 | Feb. 17, March 9 |
|  | Abilene Christian | 204 | Jan. 11, Feb. 24 |
|  | North Dakota State | 217 | Nov. 25 |
|  | Northern Arizona | 230 | Nov. 12 |
|  | Southeast Missouri | 243 | Nov. 6 |
|  | UT Arlington | 249 | Dec. 2, Jan. 27 |
|  | UTRGV | 259 | Nov. 29, Feb. 29 |

AVERAGE PREVIOUS-YEAR NET OF SCHEDULE (DREW ERA)

| Year | Avg. Prev.-Year NET |
|---------|---------------------|
| 2023-24 | 165 |
| 2022-23 | 184 |
| 2021-22 | 227 |
| 2020-21 | 211 |

» CHAMPIONS OF THE WAC

The Bryce Drew era has been marked with championship successes. Between the regular-season championships and tournament championships, the Lopes have won three of the possible six WAC titles up for grabs since Drew's arrival in Phoenix prior to the 2020-21 season.

The Lopes are a part of an elite class of 21 programs to have won at least half of the possible conference championships in the past three seasons.




3+ CONF. CHAMPIONSHIPS IN LAST 3 YRS. (REG. SEASON + TOURN.)

| | | |
|--|--|--|
|  Alabama |  Kansas |  San Diego State |
|  Arizona |  Liberty |  Texas A&M-Corpus Christi |
|  Colgate |  Loyola Chicago |  Texas Southern |
|  Gonzaga |  Montana State |  Toledo |
|  GCU Grand Canyon |  Norfolk State |  UC Santa Barbara |
|  Houston |  Oral Roberts |  Vermont |
|  Iona |  Princeton |  Winthrop |

» WAC RISING

The WAC has seen a huge leap in conference strength between the 2020-21 season and 2022-23 season. In 2022-23, the WAC finished No. 11 out of 32 conference in the KenPom rankings.

BIGGEST CONFERENCE IMPROVEMENT (FROM 2020-21 TO 2022-23)

| Rank | Conference | KenPom.com Rankings | | | |
|------|--|---------------------|--------|--------|-------------|
| | | '20-21 | '21-22 | '22-23 | Improvement |
| 1 |  Western Athletic | 23 | 15 | 11 | +12 |
| 2 |  Atlantic Sun | 26 | 21 | 18 | +8 |
| 3 |  Metro Atlantic | 27 | 16 | 23 | +4 |

The WAC was one of only four conferences to have four schools win 24+ games in 2022-23.

CONFERENCES WITH FOUR 24+ GAME WINNERS

| Conference | Schools |
|------------|---|
| ACC | Miami, Duke, Virginia, Pitt |
| Big East | UConn, Marquette, Xavier, Creighton |
| SEC | Alabama, Missouri, Tennessee, Texas A&M |
| WAC | Grand Canyon, Utah Valley, Sam Houston, Southern Utah |

» THE GRAND CANYON STATE

Grand Canyon's 2023-24 roster has a decidedly Arizona theme. Six Lopes list Arizona cities as their hometown and three more played high school or prep basketball in the state.

This year's roster features the most in-state talent in GCU's D-I era.

LOPES HAILING FROM ARIZONA

| Player | Hometown | High School |
|---------------------|------------------|-----------------------|
| #6 Malcolm Flagg | Tuba City, Ariz. | Hillcrest Prep |
| #11 Caleb Shaw | Phoenix, Ariz. | Valley Christian HS |
| #21 Noah Amenhauser | Goodyear, Ariz. | Estrella Foothills HS |
| #22 Josh Baker | Phoenix, Ariz. | McClintock HS |
| #24 Duke Brennan | Chandler, Ariz. | Hillcrest Prep |
| #30 Gabe McGlothlin | Gilbert, Ariz. | Basha HS |

+ MORE LOPES PREPPING IN ARIZONA

| Player | Hometown | High School |
|-------------------------|-----------------|-----------------------------|
| #10 Jovan Blacksher Jr. | Oakland, Calif. | Shadow Mountain HS |
| #12 Marquese Josephs | Toronto, Canada | Dream City Christian School |
| #33 Isaiah Shaw | Rome, Italy | PHH Prep |



FOLLOW THE LOPES

OFFICIAL

Men's Basketball

GCU Athletics

X

@GCU_MBB

@GCU_Lopes

INSTAGRAM

@gcu_mbb

@gcu_lopes

GCU COVERAGE

Paul Coro

Barry Buetel

Scott Williams

Kate Longworth

Michael Potter

Richard Obert

Lopes Insider

TV play-by-play

TV analyst

TV reporter

Radio play-by-play

Arizona Republic beat writer

@paulcoro

@Barry_Buetel

@scottwill42

@KateLongworth

@michaelpotter

@azc_obert

GCU STAFF

Bryce Drew

Jamall Walker

Ed Schilling

Marc Rodgers

Peyton Prudhomme

Head coach

Assistant coach

Assistant coach

Assistant coach

Chief of staff

@BryceDrewCoach

@jamallwalker

@CoachSchilling

@CoachRodg1

@coach_prudhomme

THE TEAM

Ray Harrison

D. Xzaviero

Sydney Curry

Lök Wur

Malcolm Flagg

Tyon Grant-Foster

Collin Moore

Jovan Blacksher Jr.

Caleb Shaw

Marquese Josephs

Noah Amenhauser

Josh Baker

Duke Brennan

Gabe McGlothlin

Isaiah Shaw

X

@bigtimeray0

@DerrickmichaelX

@Bigticket_sc

@lwur5_

@Malcolm_Flaggs

@Ty_Youngbull

@waheed5_

@ytunahead

@calebshaw301

@MarqueseJosephs

@NoahAmenhauser

@bakeshooow22

@Dukebrennan86

@GabeMcGlothlin5

@isaiah_shaw08

INSTAGRAM

@bigtimeray

@derrickmichael_

@big_ticketsc

@lwur.4

@melo._xv

@tyongrantfoster

@waheed5_

@nuna_head

@calebshaw30

@marquesejosephs

@noah_amenhauser

@bakershow.22

@dukebrennan86

@gabemcglathlin

@isaiah.shaw08

» NEW NUMBERS!

New in 2023-24... the NCAA expanded its rules to allow more flexibility in jersey numbers. Previously, only the digits 0 through 5 could be used, limiting selections to 0, 1, 2, 3, 4, 5; 10, 11, 12, 13, 14, 15; etc.

This restriction was lifted effective this season, meaning players can now choose from the full gamut of two-digit numbers.

Three Lopes jumped on the new trend immediately, and they will be the first three to wear their respective numbers in GCU's history.

NEW JERSEY NUMBER OPTIONS USED

| No. | Player |
|-----|-------------------|
| 6 | Malcolm Flaggs |
| 7 | Tyon Grant-Foster |
| 8 | Collin Moore |



FLAGGS



GRANT-FOSTER



MOORE

» NEW LOGO!

GCU launched a campus-wide rebrand of its logo system that took effect in June.

The new "Speed GCU" logo was unveiled last February at a Lopes basketball game and an entire logo system was built out and refined for a June 30 launch. The logo system was developed with an aim to give the university a modern and cohesive brand that is unique to GCU.

GCU's "Running Lope" logo — unveiled nearly a decade ago in lockstep with the university's transition to Division I athletics — continues to be a foundational element of GCU's brand.

The Running Lope now has a cohesive GCU logo with familiar speed lines and agile movement that matches the university's innovative, modern and fast-moving identity.

A custom "Thunder" font was also developed that ties the brand together with "Lopes" and "Grand Canyon" wordmarks, which will start appearing in branded items such as GCU's athletic uniforms.

The "Arched GCU" logo that was unveiled prior to the 2015-16 academic year will be retired, serving the university well through many firsts, including D-I NCAA tournament debuts by most GCU athletic programs.

» FREQUENTING NATIONAL TV

After playing in five nationally televised games a year ago (including the WAC Tournament Championship and the NCAA Tournament game), that number increases in 2023-24 with a program-record five nationally televised games already released for the regular season alone. Additional national television appearances could be added with more postseason success.



GCU ON NATIONAL TELEVISION

| Date | Opponent | Location | Network |
|---------|--------------------------|----------------------|--------------------|
| Nov. 17 | San Francisco | Desert Diamond Arena | CBS Sports Network |
| Nov. 19 | DePaul or South Carolina | Desert Diamond Arena | CBS Sports Network |
| Dec. 5 | San Diego State | GCU Arena | ESPNU |
| Dec. 9 | Liberty | Lynchburg, Va. | ESPNU |
| March 2 | Stephen F. Austin | GCU Arena | ESPNU |

» COACHING STAFF ROLES EXPAND

In another tweak to NCAA rules entering the 2023-24 academic year, the NCAA allowed the number of on-court coaches to increase from four to six.

Previously, staffs were capped at having one head coach and three assistant coaches do hands-on, on-court duties. Now, that is increased to one head coach and five assistant coaches.

The Lopes made some staff title changes to take advantage of the new rules. Jake Lindsey and Marc Rodgers are elevated to assistant coaching roles and will join fourth-year Lopes assistant coaches Jamall Walker, Ed Schilling and Casey Shaw.

LOPES STAFF MOVES

| Staff Member | Previous Title | New Title |
|------------------|-----------------------------------|-----------------|
| Jake Lindsey | Director of Player Personnel | Assistant Coach |
| Marc Rodgers | n/a | Assistant Coach |
| Peyton Prudhomme | Director of Basketball Operations | Chief of Staff |

» SEEING DOUBLE

After **Caleb Shaw** announced his transfer from Northern Colorado, he was reunited on the Lopes' roster with his older brother **Isaiah Shaw**.

For only the second time in GCU's D-I era and the first time since 2018-19, the Lopes will have a brother duo playing on their roster.



ISAIAH SHAW



CALEB SHAW

In a fun note, due to back-to-back redshirt seasons for Isaiah while a member of the Lopes program, younger brother Caleb is listed as a sophomore while older brother Isaiah is a redshirt freshman. Additionally, their father Casey Shaw is a Lopes' assistant coach and uncle Bryce Drew is the Lopes' head coach.

BROTHER DUOS

| Season | Older Brother | Younger Brother |
|---------|-------------------------------|-----------------|
| 2023-24 | Isaiah Shaw | Caleb Shaw |
| 2018-19 | Michael Finke | Tim Finke |
| 2017-18 | (Assistant coach) T.J. Benson | Casey Benson |

» TRANSFER PALOOZA

While the Lopes have to fill the shoes of a number of contributors to their 2023 WAC Tournament Championship run, they have a number of high-profile transfers to turn to this season.

TRANSFERS THIS OFFSEASON

| Player | School(s) | Class |
|-------------------|-------------------|-------|
| Sydney Curry | Louisville | Sr. |
| Lok Wur | Oregon | Sr. |
| Malcolm Flaggs | Arizona State | R-Fr. |
| Tyon Grant-Foster | DePaul | Gr. |
| Collin Moore | Georgia State | Jr. |
| Caleb Shaw | Northern Colorado | So. |
| Duke Brennan | Arizona State | So. |

In addition to the new crop of transfers, the Lopes are still heavily relying upon transfers of the past including Preseason All-WAC selections Ray Harrison and Gabe McGlothlin.]

The seven transfers in one offseason matches the program's high, last set prior to the 2013-14 season when GCU opened D-I play with seven new transfers.

» MCGLOTHAN IN THE RECORD BOOKS

In his fifth season with the program and fourth playing, **Gabe McGlothan** is climbing GCU's Division I and all-time record books in key metrics.

His redshirt junior campaign in 2022-23 was his best yet, earning second-team All-WAC honors and helping lead GCU to the 2023 WAC Tournament Title with an all-tournament team performance.



MCGLOTHAN

GCU CAREER POINTS (D-I ERA)

| Rank | Player | Year(s) | Games | Points |
|------|----------------------------|-------------------|------------|--------------|
| 1 | Josh Braun | 2014-18 | 122 | 1,714 |
| 2 | Alessandro Lever | 2017-21 | 122 | 1,629 |
| 3 | Jovan Blacksher Jr. | 2019-pres. | 108 | 1,279 |
| 4 | DeWayne Russell | 2014-17 | 85 | 1,249 |
| 5 | Gabe McGlothan | 2020-pres. | 110 | 1,175 |
| 6 | Oscar Frayer | 2016-21 | 121 | 970 |
| 7 | Carlos Johnson | 2018-20 | 64 | 949 |
| 8 | Keonta Vernon | 2015-18 | 99 | 838 |

GCU REBOUNDS (D-I ERA)

| Rank | Player | Year(s) | Games | Rebounds |
|------|-----------------------|-------------------|------------|------------|
| 1 | Gabe McGlothan | 2020-pres. | 110 | 752 |
| 2 | Keonta Vernon | 2015-18 | 99 | 631 |
| 3 | Alessandro Lever | 2017-21 | 122 | 603 |
| 4 | Josh Braun | 2014-18 | 122 | 565 |
| 5 | Oscar Frayer | 2016-21 | 121 | 515 |

» HARRISON PACKING PUNCH

Ray Harrison is made the most of his debut season for the Lopes in 2022-23 after transferring from Presbyterian. The guard set GCU's D-I record for points in a season with 640.

Harrison is the WAC's Preseason Player of the Year after leading the conference in scoring during WAC play last year. He was also the WAC Tournament's Most Outstanding Player and a first-team All-WAC selection.

In just one season of work in 2022-23, Harrison already ranks No. 11 on GCU's D-I career scoring leaderboard.



HARRISON

POINTS IN A D-I SEASON

| Rank | Player | Year | Games | Points |
|------|---------------------|----------------|-----------|------------|
| 1 | Ray Harrison | 2022-23 | 36 | 640 |
| 2 | DeWayne Russell | 2016-17 | 28 | 593 |
| 3 | Josh Braun | 2015-16 | 34 | 562 |
| 4 | Killian Larson | 2013-14 | 30 | 516 |
| 5 | Jerome Garrison | 2013-14 | 30 | 495 |

» BLACKSHER BUSTING RECORDS

Senior guard **Jovan Blacksher Jr.** has already made his mark on the program and continued his rise in 2021-22 with a first-team All-WAC selection. He was tabbed the WAC's Preseason Player of the Year entering 2022-23 before his year was cut short due to a knee injury.

Blacksher has piled up the honors in his Lopes career: 2020 WAC Freshman of the Year, 2021 WAC Tournament MVP, 2022 First Team-All-WAC, and the 2022 WAC Preseason Player of the Year.

He's also climbing GCU's Division I and all-time record books in key metrics.



BLACKSHER JR.

GCU 1,000-POINT CLUB (D-I ERA)

| Player | Year(s) | Games | Points |
|----------------------------|------------------|------------|--------------|
| Josh Braun | 2014-18 | 122 | 1,714 |
| Alessandro Lever | 2017-21 | 122 | 1,629 |
| Jovan Blacksher Jr. | 2019-pres | 108 | 1,279 |
| DeWayne Russell | 2014-17 | 85 | 1,249 |
| Gabe McGlothan | 2020-pres. | 110 | 1,175 |

GCU ALL-TIME CAREER SCORING

| Rank | Player | Year(s) | Games | Points |
|------|----------------------------|-------------------|------------|--------------|
| 1 | Bayard Forrest | 1972-76 | 122 | 2,195 |
| 2 | Josh Braun | 2014-18 | 122 | 1,714 |
| 3 | Alessandro Lever | 2017-21 | 122 | 1,629 |
| 4 | Duane Gagnon | 1965-69 | 96 | 1,490 |
| 5 | Jim Irvine | 1970-74 | 115 | 1,420 |
| 6 | Doug Baker | 1955-59 | 86 | 1,373 |
| 7 | Chad Briscoe | 1991-93 | 58 | 1,313 |
| 8 | Kenny Archbold | 1994-97 | 86 | 1,279 |
| 9 | Jovan Blacksher Jr. | 2019-pres | 108 | 1,279 |
| 10 | Jerome Garrison | 2011-15 | 119 | 1,265 |
| 11 | DeWayne Russell | 2014-17 | 85 | 1,249 |
| 12 | Ben Lindsey | 1959-62 | 65 | 1,235 |
| 13 | T.C. Dean | 1956-59 | 64 | 1,210 |
| 14 | Gabe McGlothan | 2020-pres. | 110 | 1,175 |
| 15 | Kevin Warren | 1984-86 | 56 | 1,118 |

GCU ALL-TIME ASSISTS

| Rank | Player | Year(s) | Games | Assists |
|------|----------------------------|------------------|------------|------------|
| 1 | Craig Johnson | 1987-89 | 72 | 455 |
| 2 | DeWayne Russell | 2014-18 | 85 | 423 |
| 3 | Bayard Forrest | 1972-76 | 122 | 421 |
| 4 | Jovan Blacksher Jr. | 2019-pres | 108 | 411 |
| 5 | Ryan Nelson | 2004-06 | 52 | 387 |

GCU ALL-TIME CAREER STEALS

| Rank | Player | Year(s) | Games | Steals |
|------|----------------------------|------------------|------------|------------|
| 1 | Jim Irvine | 1970-74 | 115 | 210 |
| 2 | Kenny Archbold | 1994-97 | 86 | 198 |
| 3 | David Everett | 1971-76 | 107 | 192 |
| 4 | Jovan Blacksher Jr. | 2019-pres | 108 | 167 |
| 5 | Rodney Johns | 1986-88 | 71 | 161 |
| 6 | Chad Briscoe | 1991-93 | 58 | 155 |
| 7 | Ben Lindsey | 1959-62 | 65 | 154 |
| 8 | Touré Knighton | 1997-01 | 102 | 152 |
| 9 | Nate Stokes | 1976-78 | 61 | 143 |
| 10 | Rod Monteverde | 1984-86 | 60 | 141 |






» IN THE NATIONAL CONVO

Andy Katz of NCAA.com must've enjoyed what he saw from the Lopes program when he served as the sideline reporter on truTV's coverage of GCU's NCAA Tournament game against Gonzaga last season.













In the national correspondent's series of top-10 rankings throughout the offseason, the Lopes appeared on three of Katz's lists for uniform design, student section rankings and underrated teams. Keep in mind there are 362 teams in Division I basketball.










TOP 10 UNIFORMS

| Rank | | Team |
|------|---|----------------|
| 1 |  | UCLA |
| 2 |  | North Carolina |
| 3 |  | Georgetown |
| 4 |  | Kansas |
| 5 |  | Kentucky |
| 6 |  | Duke |
| 8 |  | Arizona |
| 9 |  | Indiana |
| 10 |  | Hawaii |
| 10 |  | Grand Canyon |

TOP 10 STUDENT SECTIONS

| Rank | | Team |
|------|---|-----------------|
| 1 |  | Duke |
| 2 |  | Michigan State |
| 3 |  | Purdue |
| 4 |  | Kansas State |
| 5 |  | Kansas |
| 6 |  | Illinois |
| 7 |  | Auburn |
| 8 |  | UConn |
| 9 |  | Grand Canyon |
| 10 |  | San Diego State |

TOP 10 UNDERRATED TEAMS

| Rank | | Team |
|------|---|-----------------|
| 1 |  | Clemson |
| 2 |  | Pitt |
| 3 |  | Nebraska |
| 4 |  | Iowa State |
| 5 |  | West Virginia |
| 6 |  | New Mexico |
| 7 |  | Grand Canyon |
| 8 |  | Yale |
| 9 |  | Boston College |
| 10 |  | St. Bonaventure |

» POINTS, POINTS, POINTS

GCU is in the favorable position of having three players that have over 1,000 career points, putting them on a short list of programs that can boast that fact.



HARRISON



McGLOTHAN



BLACKSHER JR.

Ray Harrison came to GCU with 891 points from Presbyterian and in short order added 640 points in a Lopes uniform to blast past the 1,000-point career mark.

Gabe McGlothan transferred to GCU with 233 career points from SEMO in his back pocket and hit the 1,000-point mark for his career last season. He entered GCU's 1,000-point club with a 26-point effort on Dec. 16.

Jovan Blacksher Jr. is the lone one to do all his scoring damage in a GCU uniform.

GCU'S 1,000-POINT SCORERS

| Player | GCU Points | Career Points |
|---------------------|------------|---------------|
| Ray Harrison | 895 | 1,786 |
| Jovan Blacksher Jr. | 1,279 | 1,279 |
| Gabe McGlothan | 1,175 | 1,408 |

SCHOOLS WITH 3+ 1,000-POINT SCORERS

| School | No. | School | No. |
|---------------------|----------|-----------------|-----|
| TCU | 5 | Missouri | 3 |
| St. John's (NY) | 4 | Nebraska | 3 |
| Alabama | 3 | Nevada | 3 |
| Creighton | 3 | North Carolina | 3 |
| Grand Canyon | 3 | St. Bonaventure | 3 |
| Illinois | 3 | Stanford | 3 |
| Kansas | 3 | Tennessee | 3 |
| Memphis | 3 | Vanderbilt | 3 |
| Mississippi St. | 3 | Washington | 3 |



15

CONSECUTIVE YEARS THAT ON-CAMPUS TUITION HAS BEEN FROZEN AT \$16,500 PER YEAR BEFORE SCHOLARSHIPS

2008

1,000
ON-CAMPUS
STUDENTS

12,000
ONLINE
STUDENTS

2023

25,800
ON-CAMPUS
STUDENTS

90,000+
ONLINE
STUDENTS

18

Number of programs that feature three or more 1,000-point scorers

9

Double-doubles by a Lope this season, coming from five different players

T-8

Blacksher's rank on GCU's all-time scoring list

STARTING LINEUPS

| Date | Opponent | 1 | 2 | 3 | 4 | 5 |
|---------|-------------------------|---------------------|--------------|-------------------|----------------|--------------|
| Nov. 6 | SE Missouri State | Ray Harrison | Collin Moore | Tyon Grant-Foster | Gabe McGlothan | Duke Brennan |
| Nov. 12 | Northern Arizona | Ray Harrison | Collin Moore | Tyon Grant-Foster | Gabe McGlothan | Duke Brennan |
| Nov. 17 | vs. San Francisco | Ray Harrison | Collin Moore | Tyon Grant-Foster | Gabe McGlothan | Duke Brennan |
| Nov. 19 | vs. South Carolina | Ray Harrison | Collin Moore | Tyon Grant-Foster | Gabe McGlothan | Duke Brennan |
| Nov. 25 | North Dakota State | Ray Harrison | Collin Moore | Tyon Grant-Foster | Gabe McGlothan | Duke Brennan |
| Nov. 29 | at UT Rio Grande Valley | Ray Harrison | Collin Moore | Tyon Grant-Foster | Gabe McGlothan | Duke Brennan |
| Dec. 2 | UT Arlington | Ray Harrison | Collin Moore | Tyon Grant-Foster | Gabe McGlothan | Duke Brennan |
| Dec. 5 | San Diego State | Ray Harrison | Collin Moore | Tyon Grant-Foster | Gabe McGlothan | Duke Brennan |
| Dec. 9 | at Liberty | Ray Harrison | Collin Moore | Tyon Grant-Foster | Gabe McGlothan | Duke Brennan |
| Dec. 16 | vs. Portland | Ray Harrison | Collin Moore | Tyon Grant-Foster | Gabe McGlothan | Duke Brennan |
| Dec. 20 | Sam Houston | Ray Harrison | Collin Moore | Tyon Grant-Foster | Gabe McGlothan | Duke Brennan |
| Dec. 27 | vs. Bethesda (Calif.) | Jovan Blacksher Jr. | Collin Moore | Josh Baker | Lok Wur | Duke Brennan |
| Dec. 30 | Louisiana Tech | Ray Harrison | Collin Moore | Tyon Grant-Foster | Gabe McGlothan | Duke Brennan |
| Jan. 4 | at Southern Utah | Ray Harrison | Collin Moore | Tyon Grant-Foster | Gabe McGlothan | Duke Brennan |
| Jan. 6 | at Utah Tech | Ray Harrison | Collin Moore | Tyon Grant-Foster | Gabe McGlothan | Duke Brennan |
| Jan. 11 | Abilene Christian | Ray Harrison | Collin Moore | Tyon Grant-Foster | Gabe McGlothan | Duke Brennan |
| Jan. 13 | Tarleton State | Ray Harrison | Collin Moore | Tyon Grant-Foster | Gabe McGlothan | Duke Brennan |
| Jan. 18 | Utah Valley | Ray Harrison | Collin Moore | Tyon Grant-Foster | Gabe McGlothan | Duke Brennan |
| Jan. 20 | at Seattle U | Ray Harrison | Collin Moore | Tyon Grant-Foster | Gabe McGlothan | Duke Brennan |
| Jan. 25 | at Stephen F. Austin | Ray Harrison | Collin Moore | Tyon Grant-Foster | Gabe McGlothan | Duke Brennan |

COMBINATIONS

2 combinations used

| Rank | Combination | Times used | GCU record | Last used |
|------|---|------------|------------|---------------------------|
| 1 | Harrison / Moore / Grant-Foster / McGlothan / Brennan | 19 | 17-2 | 1/25 at Stephen F. Austin |
| 2 | Blacksher / Moore / Baker / Wur / Brennan | 1 | 1-0 | 12/27 vs. Bethesda |

STARTING STREAKS & TOTALS

| # | Player | Streak | 2023-24 | Career | GCU career | WAC play |
|----|---------------------------|--------|---------|--------|------------|----------|
| 0 | Ray Harrison | 8 | 19 | 106 | 54 | 27 |
| 1 | Derrick Michael Xzavierro | -- | -- | -- | -- | -- |
| 2 | Sydney Curry | -- | -- | 37 | -- | -- |
| 5 | Lok Wur | -- | 1 | 4 | 1 | -- |
| 6 | Malcolm Flaggs | -- | -- | -- | -- | -- |
| 7 | Tyon Grant-Foster | 8 | 19 | 20 | 19 | 9 |
| 8 | Collin Moore | 22 | 20 | 33 | 20 | 9 |
| 10 | Jovan Blacksher Jr. | -- | 1 | 98 | 98 | 49 |
| 11 | Caleb Shaw | -- | -- | 1 | -- | -- |
| 13 | Marquese Josephs | -- | -- | -- | -- | -- |
| 21 | Noah Amenhauser | -- | -- | -- | -- | -- |
| 22 | Josh Baker | -- | 1 | 29 | 17 | 7 |
| 24 | Duke Brennan | 20 | 20 | 21 | 20 | 9 |
| 30 | Gabe McGlothan | 8 | 19 | 96 | 85 | 44 |
| 33 | Isaiah Shaw | -- | -- | -- | -- | -- |

LOPES RANKED

TEAM STATS IN THE TOP 50

| Category | Stat | GCU rank |
|------------------------------|-------|----------|
| Blocks per game | 5.6 | 10th |
| Field goal percentage | 47.9% | 39th |
| Free throw attempts per game | 25.2 | 12th |
| Free throws made per game | 18.5 | 8th |
| Rebound margin | +7.3 | 26th |
| Scoring margin | +13.2 | 28th |
| Winning percentage | 90.0 | t-2nd |

PLAYER STATS IN THE TOP 100

| Category | Player | Stat | Rank |
|-----------------------|-------------------|-------|------|
| Field goal attempts | Tyon Grant-Foster | 261 | 86th |
| Field goal percentage | Gabe McGlothan | 56.1% | 49th |
| Field goals | Tyon Grant-Foster | 119 | 91st |
| Free throw attempts | Tyon Grant-Foster | 139 | 21st |
| Free throws made | Tyon Grant-Foster | 105 | 20th |
| Free throws made | Ray Harrison | 79 | 93rd |
| Points | Tyon Grant-Foster | 372 | 42nd |
| Points per game | Tyon Grant-Foster | 19.6 | 34th |
| Steals | Collin Moore | 40 | 38th |
| Steals per game | Collin Moore | 2.00 | 53rd |

QUICKEST / SLOWEST

| Points | GCU quickest to... | Opponent slowest to... |
|--------|----------------------------------|---|
| First | 19:52, 1st 11/6 vs. SEMO | 17:49, 1st 1/11 vs. Abilene Christian |
| 10 | 17:26, 1st 11/6 vs. SEMO | 8:00, 1st 12/16 vs. Portland |
| 20 | 12:08, 1st 12/27 vs. Bethesda | 3:59, 1st 11/6 vs. SEMO |
| 30 | 9:27, 1st 12/27 vs. Bethesda | 16:41, 2nd 1/18 vs. Utah Valley |
| 40 | 7:39, 1st 12/27 vs. Bethesda | 8:52, 2nd 1/25 at SFA |
| 50 | 5:41, 1st 12/27 vs. Bethesda | Did not reach: 1/13 vs. Tarleton State |
| 60 | 2:51, 1st 12/27 vs. Bethesda | -- |
| 70 | 18:59, 2nd 12/27 vs. Bethesda | -- |
| 80 | 16:10, 2nd 12/27 vs. Bethesda | -- |
| 90 | 11:54, 2nd 12/27 vs. Bethesda | -- |
| 100 | 9:28, 2nd 12/27 vs. Bethesda | -- |
| 110 | 4:06, 2nd 12/27 vs. Bethesda | -- |

OPPONENT TRACKER

| NONCONFERENCE | Loc. | Result | W-L* | NET | Quad |
|--------------------------|------|----------|-------|-----|------|
| Southeast Missouri State | H | W 88-67 | 3-13 | 348 | 4 |
| Northern Arizona | H | W 89-55 | 10-10 | 302 | 4 |
| San Francisco | N | W 76-72 | 14-6 | 59 | 2 |
| South Carolina | N | L 75-68 | 16-3 | 49 | 1 |
| North Dakota State | H | W 86-71 | 6-12 | 252 | 4 |
| San Diego State | H | W 79-73 | 14-4 | 21 | 1 |
| Liberty | A | W 69-64 | 10-7 | 103 | 2 |
| Portland | N | W 91-63 | 5-14 | 316 | 4 |
| Sam Houston | H | W 76-74 | 9-9 | 200 | 4 |
| Bethesda (Calif.) | N | W 124-74 | -- | -- | -- |
| Louisiana Tech | H | W 73-70 | 11-6 | 84 | 3 |

| CONFERENCE | Loc. | Result | W-L* | NET | Quad |
|--------------------|------|---------|------|-----|------|
| UTRGV | A | W 79-69 | 4-14 | 309 | 4 |
| UT Arlington | H | W 76-69 | 7-10 | 182 | 4 |
| Southern Utah | A | W 96-75 | 5-12 | 251 | 4 |
| Utah Tech | A | W 75-65 | 6-12 | 272 | 4 |
| Abilene Christian | H | W 74-64 | 7-11 | 233 | 4 |
| Tarleton St. | H | W 74-48 | 9-7 | 195 | 4 |
| Utah Valley | H | W 78-65 | 7-10 | 194 | 4 |
| Seattle U | A | W 86-79 | 10-8 | 129 | 2 |
| SFA | A | W 53-51 | 10-7 | 141 | 3 |
| UT Arlington | A | Jan. 27 | 7-10 | 182 | 3 |
| Seattle U | H | Feb. 1 | 10-8 | 129 | 3 |
| Utah Valley | A | Feb. 3 | 7-10 | 194 | 3 |
| Southern Utah | H | Feb. 10 | 5-12 | 251 | 4 |
| Utah Tech | H | Feb. 15 | 6-12 | 272 | 4 |
| California Baptist | H | Feb. 17 | 10-7 | 163 | 4 |
| Tarleton St. | A | Feb. 22 | 9-7 | 195 | 3 |
| Abilene Christian | A | Feb. 24 | 7-11 | 233 | 3 |
| UTRGV | H | Feb. 29 | 4-14 | 309 | 4 |
| SFA | H | March 2 | 10-7 | 141 | 3 |
| California Baptist | A | March 9 | 10-7 | 163 | 3 |

* in this section, opponents' current W-L record only includes D-I games

QUOTED

"The Lopes look dangerous. New roles must be filled after the loss of players who helped them rank in the top-40 nationally in field-goal percentage defense (.409) and 13th in 3-point shooting (.383). After a productive preseason trip to the Bahamas, all signs point to another NCAA Tournament appearance for GCU."

- Joshua Parrott, Blue Ribbon Yearbook

"Grand Canyon, which returns Rayshon Harrison (17.8 PPG), is the team to beat in the WAC."

- Myron Medcalf, ESPN

"Five mid-majors worthy of your close attention in 2023-24. For a second consecutive season, the Lopes will be powered by Rayshon Harrison and Gabe McGlothlin. Harrison averaged 18 points and specialized at getting to the free throw line after transferring in last season from Presbyterian. McGlothlin converts 2s at a high rate because fully 72% of his attempts inside the arc come at the rim."

- John Gasaway, ESPN

NET TRACKER

LOPES BY WEEK

| Date | NET |
|----------|-----|
| Dec. 4 | 58 |
| Dec. 11 | 38 |
| Dec. 18 | 31 |
| Dec. 25 | 41 |
| Jan. 1 | 42 |
| Jan. 8 | 37 |
| Jan. 15 | 40 |
| Jan. 22 | 48 |
| Jan. 29 | |
| Feb. 5 | |
| Feb. 12 | |
| Feb. 19 | |
| Feb. 26 | |
| March 4 | |
| March 11 | |

NOTE IT: GCU's final 2022-23 NET was 106.

QUAD TRACKER

| OPPONENT NET CRITERIA | | | | | |
|-----------------------|---------|---------|---------|------------|-----------|
| | Home | Neutral | Away | GCU Record | Remaining |
| Quad 1 | 1-30 | 1-50 | 1-75 | 1-1 | 0 |
| Quad 2 | 31-75 | 51-100 | 76-135 | 2-1 | 0 |
| Quad 3 | 76-160 | 101-200 | 136-240 | 2-0 | 7 |
| Quad 4 | 161-362 | 201-362 | 241-362 | 12-0 | 4 |

QUAD 1

| | | |
|----------------------------|------------------------------|------------|
| Wins: | Losses: | Remaining: |
| 12/5 vs. San Diego St. (H) | 11/19 vs. South Carolina (N) | none |

QUAD 2

| | | |
|-----------------------------|-------------------|------------|
| Wins: | Losses: | Remaining: |
| 11/17 vs. San Francisco (N) | 1/20 at Seattle U | none |
| 12/9 at Liberty (A) | | |

AP TOP 25

Released Jan. 22, 2024

| Rank | Team |
|------|------------------|
| 1 | UConn (44) |
| 2 | Purdue (17) |
| 3 | North Carolina |
| 4 | Houston |
| 5 | Tennessee |
| 6 | Kentucky |
| 7 | Kansas |
| 8 | Auburn |
| 9 | Arizona |
| 10 | Illinois |
| 11 | Oklahoma |
| 12 | Duke |
| 13 | Wisconsin |
| 14 | Marquette |
| 15 | Baylor |
| 16 | Dayton |
| 17 | Creighton |
| 18 | Utah State |
| 19 | Memphis |
| 20 | Texas Tech |
| 21 | BYU |
| 22 | Florida Atlantic |
| 23 | Iowa State |
| 24 | Colorado State |
| 25 | New Mexico |

OTHERS RECEIVING VOTES: Seton Hall 84, San Diego State 64, Kansas State 39, Alabama 30, TCU 27, Ole Miss 25, Princeton 21, Utah 20, Texas 16, Boise State 9, Florida 6, Gonzaga 6, Grand Canyon 5, Michigan State 3, Saint Mary's (CA) 2, NC State 1, San Francisco 1, Indiana State 1, Samford 1, McNeese State 1, Colorado 1

MID-MAJOR TOP 25

Released Jan. 22, 2024

| Rank | Team |
|------|-------------------|
| 1 | Princeton (19) |
| 2 | Gonzaga (5) |
| 3 | Grand Canyon (4) |
| 4 | Drake |
| 5 | Indiana State (1) |
| 6 | Appalachian State |
| 7 | James Madison (1) |
| 8 | Samford |
| 9 | Saint Mary's (1) |
| 10 | McNeese |
| 11 | San Francisco |
| 12 | High Point |
| 13 | Akron |
| 14 | Western Carolina |
| 15 | UNC Wilmington |
| 16 | Drexel |
| 17 | UNC Greensboro |
| 18 | UC Irvine |
| 19 | Charleston |
| 20 | Cornell |
| 21 | Vermont |
| 22 | Bradley |
| 23 | Yale |
| 24 | Bowling Green |
| 25 | Louisiana Tech |

OTHERS RECEIVING VOTES: UMass Lowell 61, Western Kentucky 45, Santa Clara 42, Liberty 28, Oakland 28, UC Davis 22, CSUN 20, Morehead State 20, Purdue Fort Wayne 19, Southern Illinois 18, Norfolk State 17, Toledo 17, Youngstown State 15, Eastern Washington 13, Quinnipiac 12, Northern Iowa 8, Bryant 6, Northern Kentucky 6, Weber State 6, North Carolina Central 5, UC San Diego 4, Towson 2, UNC Asheville 2, South Dakota State 1, Delaware State 1.

LOPES BY MONTH

| Month | Record | PPG | Opp. PPG | Margin | FG% | Opp. FG% | 3P% | Opp. 3P% | RPG | APG |
|----------|--------|------|----------|--------|------|----------|------|----------|------|------|
| November | 5-1 | 81.0 | 68.2 | + 12.8 | 48.2 | 41.7 | 32.7 | 35.7 | 39.5 | 10.2 |
| December | 7-0 | 84.0 | 68.1 | + 15.9 | 48.2 | 41.9 | 34.4 | 30.6 | 39.9 | 15.3 |
| January | 6-1 | 75.6 | 64.9 | + 10.7 | 47.4 | 39.7 | 33.1 | 29.3 | 37.0 | 11.0 |
| February | | | | | | | | | | |
| March | | | | | | | | | | |

SPECIALTY STATS

| Date | Opponent | PAINT | | OFF TURNOVER | | 2ND CHANCE | | FAST BREAK | | BENCH | | HALFTIME SCORE | | |
|----------------------------|-------------------------|-------|------|--------------|------|------------|------|------------|------|-------|------|----------------|------|--------|
| | | GCU | Opp. | GCU | Opp. | GCU | Opp. | GCU | Opp. | GCU | Opp. | GCU | Opp. | Margin |
| 11/6 | SE Missouri State | 46 | 26 | 24 | 15 | 17 | 10 | 18 | 10 | 30 | 36 | 54 | 30 | +24 |
| 11/12 | Northern Arizona | 48 | 28 | 22 | 10 | 11 | 4 | 11 | 7 | 41 | 14 | 41 | 29 | +12 |
| 11/17 | vs. San Francisco | 28 | 30 | 14 | 14 | 8 | 9 | 20 | 10 | 0 | 12 | 33 | 36 | -3 |
| 11/19 | vs. South Carolina | 24 | 28 | 16 | 12 | 12 | 5 | 12 | 0 | 4 | 19 | 29 | 30 | -1 |
| 11/25 | North Dakota State | 54 | 26 | 21 | 8 | 16 | 10 | 16 | 9 | 17 | 10 | 35 | 40 | -5 |
| 11/29 | at UT Rio Grande Valley | 32 | 28 | 15 | 18 | 7 | 13 | 14 | 9 | 14 | 39 | 35 | 30 | +5 |
| 12/2 | UT Arlington | 28 | 36 | 24 | 11 | 13 | 8 | 9 | 10 | 17 | 31 | 37 | 41 | -4 |
| 12/5 | San Diego State | 26 | 20 | 5 | 11 | 16 | 9 | 2 | 6 | 3 | 17 | 35 | 28 | +7 |
| 12/9 | at Liberty | 26 | 30 | 18 | 11 | 6 | 9 | 7 | 4 | 2 | 12 | 32 | 32 | E |
| 12/16 | vs. Portland | 38 | 20 | 15 | 9 | 22 | 6 | 13 | 14 | 21 | 3 | 41 | 28 | +13 |
| 12/20 | Sam Houston | 38 | 38 | 19 | 12 | 9 | 2 | 9 | 18 | 16 | 24 | 39 | 29 | +10 |
| 12/27 | vs. Bethesda | 70 | 44 | 30 | 7 | 23 | 10 | 30 | 11 | 58 | 16 | 67 | 35 | +32 |
| 12/30 | Louisiana Tech | 16 | 42 | 16 | 13 | 8 | 8 | 4 | 5 | 13 | 12 | 38 | 38 | E |
| 1/4 | at Southern Utah | 56 | 38 | 18 | 17 | 15 | 12 | 10 | 5 | 16 | 11 | 43 | 36 | +7 |
| 1/6 | at Utah Tech | 40 | 28 | 20 | 13 | 8 | 13 | 12 | 8 | 12 | 15 | 27 | 37 | -10 |
| 1/11 | Abilene Christian | 40 | 38 | 10 | 16 | 12 | 7 | 5 | 7 | 14 | 3 | 33 | 32 | +1 |
| 1/13 | Tarleton State | 34 | 22 | 13 | 12 | 15 | 11 | 7 | 3 | 17 | 11 | 36 | 29 | +7 |
| 1/18 | Utah Valley | 32 | 30 | 21 | 19 | 6 | 11 | 16 | 10 | 36 | 21 | 45 | 25 | +20 |
| 1/20 | at Seattle U | 24 | 28 | 22 | 21 | 9 | 5 | 5 | 4 | 6 | 9 | 44 | 42 | +2 |
| 1/25 | at Stephen F. Austin | 12 | 28 | 14 | 13 | 12 | 10 | 9 | 2 | 5 | 24 | 23 | 26 | -3 |
| When GCU leads category... | | 12-0 | | 14-2 | | 12-2 | | 12-2 | | 9-0 | | 11-1 | | |

RECORD BY GAME TIME

| Time | When GCU leads | When opponent leads | When tied |
|-----------------|----------------|---------------------|-----------|
| 10:00, 1st half | 13-1 | 5-1 | |
| Halftime | 11-1 | 5-1 | 2-0 |
| 10:00 | 12-0 | 6-2 | |
| 5:00 | 13-1 | 5-1 | |
| 2:00 | 15-1 | 2-1 | 1-0 |
| 1:00 | 16-0 | 1-2 | 1-0 |

HALF SPLITS

| GCU | Most points | Fewest points |
|----------|------------------------|-----------------|
| 1st Half | 67, 12/27 vs. Bethesda | 23, 1/25 at SFA |
| 2nd Half | 57, 12/27 vs. Bethesda | 30, 1/25 at SFA |
| Overtime | | |

| OPPONENTS | Most points | Fewest points |
|-----------|------------------------------|-----------------------------|
| 1st Half | 42, 1/20 at Seattle U | 25, 1/18 vs. Utah Valley |
| 2nd Half | 45 (2x), last: 12/5 vs. SDSU | 19, 1/13 vs. Tarleton State |
| Overtime | | |

HALFTIME MARGIN

| | |
|-----------------|-------------------------------|
| Biggest lead | 32 points, 12/27 vs. Bethesda |
| Biggest deficit | 10 points, 1/6 at Utah Tech |

OPENING TIP

| Result | Record |
|-------------------|--------|
| GCU controls | 12-1 |
| Opponent controls | 5-1 |

FIRST OFF BENCH

| Player | Times |
|---------------------|-------|
| Sydney Curry | 14 |
| Isaiah Shaw | 10 |
| Lök Wur | 6 |
| Jovan Blacksher Jr. | 6 |
| Josh Baker | 2 |
| Marquese Josephs | 1 |

DOUBLE-DOUBLES

| | Player | S/C | Date/opp. | Stat line |
|---|--------------------------|------|----------------|-----------|
| 1 | Duke Brennan | 1/1 | 11/6 vs. SEMO | 12p / 10r |
| 2 | Sydney Curry | 1/5 | 11/25 vs. NDSU | 10p / 10r |
| 3 | Tyon Grant-Foster | 1/1 | 11/29 at UTRGV | 25p / 11r |
| 4 | Tyon Grant-Foster | 2/2 | 12/2 vs. UTA | 21p / 10r |
| 5 | Gabe McGlothan | 1/17 | 12/5 vs. SDSU | 15p / 13r |
| 6 | Gabe McGlothan | 2/18 | 12/16 vs. UP | 26p / 11r |
| 7 | Duke Brennan | 2/2 | 12/20 vs. SHSU | 19p / 10r |
| 8 | Derrick Michael Zavierro | 1/1 | 12/27 vs. BETH | 12p / 11r |
| 9 | Gabe McGlothan | 3/19 | 1/4 at SUU | 18p / 10r |



AROUND THE WAC

WAC PLAYERS OF THE WEEK

| | PLAYER | NEWCOMER |
|----------|-------------------------------|-------------------------------|
| Nov. 13 | DaJuan Gordon, UTA | Dominique Daniels, CBU |
| Nov. 20 | Shemar Wilson, UTA | Tyon Grant-Foster, GCU |
| Nov. 27 | Jakorie Smith, TAR | Tyon Grant-Foster, GCU |
| Dec. 4 | Tyon Grant-Foster, GCU | Tyon Grant-Foster, GCU |
| Dec. 11 | Gabe McGlothan, GCU | Caleb Stone-Carrawell, UVU |
| Dec. 18 | Gabe McGlothan, GCU | Phillip Russell, UTA |
| Dec. 26 | Cam Tyson, Seattle U | Duke Brennan, GCU |
| Jan. 2 | KiAndre Gaddy, TAR | Elijah Elliott, UTRGV |
| Jan. 8 | Gabe McGlothan, GCU | Tyon Grant-Foster, GCU |
| Jan. 16 | Tyon Grant-Foster, GCU | Tyon Grant-Foster, GCU |
| Jan. 22 | Dominique Daniels, CBU | Dominique Daniels, CBU |
| Jan. 29 | | |
| Feb. 5 | | |
| Feb. 12 | | |
| Feb. 19 | | |
| Feb. 26 | | |
| March 4 | | |
| March 11 | | |

PRESEASON ALL-WAC

All-WAC Team












| | | |
|---------------------------|----------|---------------------|
| Ray Harrison (POY) | G | Grand Canyon |
| Gabe McGlothan | F | Grand Canyon |
| Cameron Tyson | G | Seattle U |
| Sadaidriene Hall | F | Stephen F. Austin |
| Drake Allen | G | Utah Valley |

PAST CHAMPIONS

| Year | Regular Season | Tournament |
|---------|--------------------------|-------------------|
| 2022-23 | Utah Valley | GCU |
| 2021-22 | NMSU, SFA, Seattle U | New Mexico State |
| 2020-21 | GCU , Utah Valley | GCU |
| 2019-20 | New Mexico State | none (COVID-19) |
| 2018-19 | New Mexico State | New Mexico State |
| 2017-18 | New Mexico State | New Mexico State |
| 2016-17 | CSU Bakersfield | *New Mexico State |
| 2015-16 | New Mexico State | *CSU Bakersfield |
| 2014-15 | New Mexico State | *New Mexico State |
| 2013-14 | Utah Valley | *New Mexico State |

* GCU not eligible for tournament participation

CONFERENCE STANDINGS

| | | updated 1/26 | CONFERENCE | | | OVERALL | | | | | |
|----|---|--------------|------------|------------|-------------|-------------|-------------|-------------|------------|------------|-----------|
| | SCHOOL | WAC PTS | NET | W-L | PCT | W-L | PCT | H | A | N | STRK |
| 1 |  Grand Canyon | 6.02 | 48 | 8-1 | .889 | 18-2 | .900 | 10-0 | 5-1 | 3-1 | W1 |
| 2 |  Tarleton State | 0.23 | 195 | 5-3 | .625 | 12-7 | .632 | 6-2 | 4-5 | 2-0 | L1 |
| 3 |  Stephen F. Austin | 0.19 | 141 | 5-3 | .625 | 12-7 | .632 | 6-3 | 4-3 | 2-1 | L1 |
| 4 |  Seattle U | -0.26 | 129 | 4-4 | .500 | 11-8 | .579 | 10-2 | 1-6 | 0-0 | W1 |
| 5 |  UT Arlington | -1.05 | 182 | 4-4 | .500 | 9-10 | .474 | 8-1 | 0-9 | 1-0 | L1 |
| 6 |  California Baptist | -1.06 | 163 | 5-3 | .625 | 12-7 | .632 | 9-3 | 3-4 | 0-0 | W4 |
| 7 |  Utah Valley | -1.20 | 194 | 4-4 | .500 | 9-10 | .474 | 7-1 | 1-8 | 1-1 | W1 |
| 8 |  Abilene Christian | -2.80 | 233 | 3-5 | .375 | 8-11 | .421 | 5-3 | 1-7 | 2-1 | W2 |
| 9 |  Utah Tech | -3.28 | 272 | 3-5 | .375 | 7-12 | .368 | 3-3 | 3-9 | 1-0 | L3 |
| 10 |  Southern Utah | -3.87 | 251 | 2-6 | .250 | 7-12 | .368 | 5-3 | 1-9 | 1-0 | W1 |
| 11 |  UTRGV | -6.05 | 309 | 2-7 | .222 | 6-14 | .300 | 5-5 | 1-6 | 0-3 | L3 |

CONFERENCE LEADERBOARDS

INDIVIDUAL STATS

| SCORING | G | FG | 3PT | FT | PTS | AVG |
|---------------------------------|----|-----|-----|-----|-----|-------|
| 1. Grant-Foster, Tyon - GCU | 19 | 119 | 29 | 105 | 372 | 19.58 |
| 2. Daniels Jr., Dominique - CBU | 19 | 112 | 46 | 79 | 349 | 18.37 |
| 3. Tyson, Cameron - SU | 16 | 94 | 51 | 46 | 285 | 17.81 |
| 4. Ford, Dominique - SUU | 19 | 99 | 36 | 86 | 320 | 16.84 |
| 5. Dibba, Ali Abdou - ACU | 19 | 108 | 10 | 69 | 295 | 15.53 |
| 6. Elliott, Elijah - UTRGV | 19 | 97 | 24 | 72 | 290 | 15.26 |
| 7. McGlothan, Gabe - GCU | 19 | 96 | 32 | 57 | 281 | 14.79 |
| 8. Smith, Jakorie - TSU | 19 | 102 | 32 | 36 | 272 | 14.32 |
| 9. Fallah, Parsa - SUU | 17 | 102 | 3 | 35 | 242 | 14.24 |
| 10. Abdul-Hakim, Hasan - UTRGV | 17 | 81 | 15 | 60 | 237 | 13.94 |

| REBOUNDING | G | DEF | OFF | TOT | AVG |
|---------------------------------|----|-----|-----|-----|------|
| 1. Goodrick, Hunter - CBU | 19 | 49 | 127 | 176 | 9.26 |
| 2. Ouedraogo, Yvan - CBU | 18 | 57 | 99 | 156 | 8.67 |
| 3. Wilson, Shemar - UTA | 19 | 55 | 101 | 156 | 8.21 |
| 4. McGlothan, Gabe - GCU | 19 | 41 | 105 | 146 | 7.68 |
| 5. Gordon, Dajuan - UTA | 18 | 35 | 103 | 138 | 7.67 |
| 6. Dorius, Trevin - UVU | 19 | 55 | 89 | 144 | 7.58 |
| 7. Gaddy, KiAndre - TSU | 19 | 79 | 56 | 135 | 7.11 |
| 8. Christensen, Tanner - UTTECH | 19 | 39 | 93 | 132 | 6.95 |
| 9. Fallah, Parsa - SUU | 17 | 50 | 62 | 112 | 6.59 |
| 10. Williams, Daylen - UTRGV | 20 | 35 | 95 | 130 | 6.50 |

| FIELD GOAL PERCENTAGE | G | FGM | FGA | FG% |
|---------------------------------|----|-----|-----|------|
| 1. Fallah, Parsa - SUU | 17 | 102 | 176 | .580 |
| 2. McGlothan, Gabe - GCU | 19 | 96 | 171 | .561 |
| 3. Gaddy, KiAndre - TSU | 19 | 100 | 179 | .559 |
| 4. Dibba, Ali Abdou - ACU | 19 | 108 | 226 | .478 |
| 5. Grant-Foster, Tyon - GCU | 19 | 119 | 261 | .456 |
| 6. Ford, Dominique - SUU | 19 | 99 | 228 | .434 |
| 7. Smith, Jakorie - TSU | 19 | 102 | 239 | .427 |
| 8. Tyson, Cameron - SU | 16 | 94 | 228 | .412 |
| 9. Daniels Jr., Dominique - CBU | 19 | 112 | 284 | .394 |
| 10. Elliott, Elijah - UTRGV | 19 | 97 | 262 | .370 |

| ASSISTS | G | ASSISTS | AVG |
|----------------------------------|----|---------|------|
| 1. Schumacher, Alex - SU | 19 | 92 | 4.84 |
| 2. Harrison, Ray - GCU | 19 | 70 | 3.68 |
| 3. Abdul-Hakim, Hasan - UTRGV | 17 | 61 | 3.59 |
| 4. McClain, Kavion - ACU | 19 | 66 | 3.47 |
| 5. Housley, Braden - SUU | 19 | 65 | 3.42 |
| 6. Allen, Drake - UVU | 17 | 56 | 3.29 |
| 7. Williams, Makaih - UTA | 19 | 58 | 3.05 |
| 8. Elliott, Elijah - UTRGV | 19 | 57 | 3.00 |
| 9. McClanahan, Jaden - UVU | 19 | 56 | 2.95 |
| 10. Daniels Jr., Dominique - CBU | 19 | 55 | 2.89 |

TEAM STATS

| SCORING OFFENSE | G | W-L | PTS | AVG |
|------------------------|----|------|------|-------|
| 1. Grand Canyon | 20 | 18-2 | 1603 | 80.15 |
| 2. SFA | 19 | 12-7 | 1486 | 78.21 |
| 3. Southern Utah | 19 | 7-12 | 1457 | 76.68 |
| 4. Abilene Christian | 19 | 8-11 | 1432 | 75.37 |
| 5. Seattle U | 19 | 11-8 | 1428 | 75.16 |
| 6. UT Arlington | 19 | 9-10 | 1409 | 74.16 |
| 7. UTRGV | 20 | 6-14 | 1482 | 74.10 |
| 8. Tarleton St. | 19 | 12-7 | 1337 | 70.37 |
| 9. Utah Tech | 19 | 7-12 | 1317 | 69.32 |
| 10. Utah Valley | 19 | 9-10 | 1311 | 69.00 |
| 11. California Baptist | 19 | 12-7 | 1304 | 68.63 |

| SCORING DEFENSE | G | PTS ALLOWED | AVG |
|-----------------------|----|-------------|-------|
| 1. California Baptist | 19 | 1211 | 63.74 |
| 2. Tarleton St. | 19 | 1266 | 66.63 |
| 3. Grand Canyon | 20 | 1340 | 67.00 |
| 4. Seattle U | 19 | 1283 | 67.53 |
| 5. SFA | 19 | 1330 | 70.00 |
| 6. Utah Valley | 19 | 1332 | 70.11 |
| 7. UT Arlington | 19 | 1416 | 74.53 |
| 8. Abilene Christian | 19 | 1425 | 75.00 |
| 9. Utah Tech | 19 | 1449 | 76.26 |
| 10. Southern Utah | 19 | 1483 | 78.05 |
| 11. UTRGV | 20 | 1584 | 79.20 |

| TEAM SUMMARIES | G | PF-PA | AVG SCORE | MARGIN | FG-FGA | FG% | 3P-3PA | 3P% | FT-FTA | FT% | REB F | REB A | MARGIN |
|--------------------|----|-----------|-----------|--------|----------|------|---------|------|---------|------|-------|-------|--------|
| Abilene Christian | 19 | 1432-1425 | 75.4-75.0 | +0.37 | 494-1132 | .436 | 107-310 | .345 | 337-460 | .733 | 644 | 727 | -4.37 |
| California Baptist | 19 | 1304-1211 | 68.6-63.7 | +4.89 | 445-1082 | .411 | 122-395 | .309 | 292-436 | .670 | 742 | 619 | +6.47 |
| Grand Canyon | 20 | 1603-1340 | 80.2-67.0 | +13.15 | 548-1143 | .479 | 138-411 | .336 | 369-503 | .734 | 775 | 630 | +7.25 |
| SFA | 19 | 1486-1330 | 78.2-70.0 | +8.21 | 516-1131 | .456 | 123-377 | .326 | 331-461 | .718 | 730 | 616 | +6.00 |
| Seattle U | 19 | 1428-1283 | 75.2-67.5 | +7.63 | 493-1095 | .450 | 137-414 | .331 | 305-420 | .726 | 689 | 621 | +3.58 |
| Southern Utah | 19 | 1457-1483 | 76.7-78.1 | -1.37 | 503-1148 | .438 | 125-416 | .300 | 326-435 | .749 | 638 | 695 | -3.00 |
| Tarleton St. | 19 | 1337-1266 | 70.4-66.6 | +3.74 | 507-1145 | .443 | 91-320 | .284 | 232-320 | .725 | 665 | 649 | +0.84 |
| UT Arlington | 19 | 1409-1416 | 74.2-74.5 | -0.37 | 468-1100 | .425 | 169-498 | .339 | 304-427 | .712 | 723 | 655 | +3.58 |
| UTRGV | 20 | 1482-1584 | 74.1-79.2 | -5.10 | 509-1172 | .434 | 110-367 | .300 | 354-513 | .690 | 702 | 790 | -4.40 |
| Utah Tech | 19 | 1317-1449 | 69.3-76.3 | -6.95 | 463-1059 | .437 | 126-369 | .341 | 265-413 | .642 | 659 | 710 | -2.68 |
| Utah Valley | 19 | 1311-1332 | 69.0-70.1 | -1.11 | 451-1073 | .420 | 86-333 | .258 | 323-456 | .708 | 668 | 690 | -1.16 |



BRYCE DREW
4TH SEASON AT GCU

| Year | School | Record | Postseason |
|--------------------|--------------|-----------------------|-----------------|
| 2011-12 | Valparaiso | 22-12 | NIT (1st Rd.) |
| 2012-13 | Valparaiso | 26-8 | NCAA (2nd Rd.) |
| 2013-14 | Valparaiso | 18-16 | CIT (1st Rd.) |
| 2014-15 | Valparaiso | 28-6 | NCAA (2nd Rd.) |
| 2015-16 | Valparaiso | 30-7 | NIT (Runner-up) |
| 5 years | | 124-49 (.717) | |
| 2016-17 | Vanderbilt | 19-16 | NCAA (1st Rd.) |
| 2017-18 | Vanderbilt | 12-20 | -- |
| 2018-19 | Vanderbilt | 9-23 | -- |
| 3 years | | 40-59 (.404) | |
| 2020-21 | Grand Canyon | 17-7 | NCAA (1st Rd.) |
| 2021-22 | Grand Canyon | 23-8 | -- |
| 2022-23 | Grand Canyon | 24-12 | NCAA (1st Rd.) |
| 2023-24 | Grand Canyon | 18-2 | -- |
| 4th year | | 82-29 (.739) | |
| 12th season | | 246-137 (.642) | |

Bryce Drew is in his fourth season as Grand Canyon's men's basketball head coach in 2023-24 after being named the 14th head coach in program history prior to the 2020-21 campaign.

Drew has taken all three programs he's been the head coach of to the NCAA Tournament, including two visits with his Lopes teams in three seasons leading the program.

Drew wasted no time getting acclimated to GCU, leading the Lopes to their first appearance in the D-I NCAA tournament in his inaugural season. GCU won its first WAC regular-season title and its first WAC tournament title, advancing to March Madness for a date with No. 2 seeded Iowa. The Lopes went 17-7 overall and 9-3 in conference play amid a season plagued by the coronavirus pandemic. In a span of 12 months, Drew recruited new players (including WAC Newcomer of the Year Asbjørn Midtgaard), established a new culture and program identity and won a pair of WAC titles, all while facing various levels of practice restrictions and testing requirements due to COVID-19. On the regular season's final day, GCU defeated Utah Valley to win its first regular-season title and claim the top seed in the conference's tournament. GCU had a dominant run in the 2021 WAC tournament, defeating Seattle U and New Mexico State by a combined 52 points.

The Lopes were dancing again two years later. As the conference's No. 5 seed in the 2023 WAC Tournament, GCU made a tear through the bracket by winning four games in four days to return to March Madness. After tight wins over UT Arlington, Seattle U and Sam Houston, the Lopes defeated Southern Utah by 18 in the championship game to become the conference's lowest-seeded team to win the tournament since 2001. As a No. 14 seed, GCU was paired up against Gonzaga in Denver. The Lopes held leads as large as seven points and continued to lead under the two minute mark of the first half but fell by 12 to the Bulldogs.

GCU's best season in the NET rankings came in Drew's second season and, quizzically, his only year not to reach the NCAA Tournament. Drew and his staff were charged with replacing GCU's two leading scorers heading into 2022-23. Behind the development of Jovan Blacksher Jr. and the addition of Holland Woods II, the Lopes posted a 92 NET with a 23-8 mark. GCU's best win by metrics in its D-I program history came on Dec. 18 in the Colangelo Classic as GCU topped previously undefeated San Francisco.

Prior to GCU, Drew has had successful head coaching stops at his alma mater, Valparaiso, and at Vanderbilt, where he qualified for his third NCAA tournament visit as a head coach in 2017. Drew came to GCU with a career coaching record of 164-108 (.603), including a program-record season of 30 wins in his final year at Valparaiso.

Drew averaged 25 wins per season at Valparaiso and won the Horizon League regular-season championship four times during his five-year tenure. He led the Crusaders to their first NCAA tournament berth in nine years.

Drew moved to Vanderbilt to take on the SEC challenge in 2016 and coached his first Commodores team to five wins against top-25 teams and an NCAA Tournament berth. He came to the Phoenix area to land his first Vanderbilt recruit, Saben Lee, who starred in the 2019-20 season with 18.6 points and 4.2 assists per game.

In 2017, Drew assembled the greatest recruiting class in Vanderbilt history when he signed two five-star prospects. One of those players, Darius Garland, played only five games that season but was still drafted fifth overall by the Cleveland Cavaliers in the 2019 NBA Draft.

In 2019-20, Drew worked as an ESPN studio and game analyst, visited college and pro coaches and spent time with his wife, Tara, and son, Bryson.

Drew played six NBA seasons after being drafted 16th overall by the Houston Rockets in 1998, where he started 41 games in 2000-01. In 1999, the NBA awarded him with the Henry P. Iba Citizen Athlete Award for sportsmanship.

The 6-foot-3 point guard, who also played for the Chicago Bulls and New Orleans Hornets, was known for his perimeter shot (37% 3-point shooting) but he is most famous for "The Shot" he made in the 1998 NCAA tournament to lead the No. 13 seeded Valparaiso Crusaders over No. 4 seeded Ole Miss.

Drew comes from a basketball family and played for his dad Homer at Valparaiso. His brother Scott began his coaching career at Valparaiso in 2002 and has since turned the Baylor basketball program around with a 379-222 record in 18 seasons and a 2021 national championship. Drew's sister Dana was a Mid-American Conference Player of the Year at Toledo.

Drew and his wife, Tara, have one child: Bryson.

MILESTONE VICTORIES

OVERALL CAREER

| | | | |
|----------|---------------|--------------------------|----------|
| 1..... | 11/11/11..... | at Georgia Southern..... | W 90-81 |
| 50..... | 11/10/13..... | vs. North Park..... | W 113-50 |
| 100..... | 11/24/15..... | at Oregon State..... | W 63-57 |
| 150..... | 1/20/18..... | vs. LSU..... | W 77-71 |
| 200..... | 2/23/22..... | at Chicago State..... | W 85-64 |

GCU CAREER

| | | | |
|---------|---------------|-----------------------------|---------|
| 1..... | 11/25/20..... | vs. Grambling State..... | W 69-53 |
| 50..... | 12/29/22..... | vs. California Baptist..... | W 73-59 |

OTHER NOTABLES

| | | | |
|-----------------------------|---------------|----------------------------|---------|
| 1st home win..... | 11/14/11..... | vs. Holy Cross (Ind.)..... | W 88-38 |
| 1st road win..... | 11/11/11..... | at Georgia Southern..... | W 90-81 |
| 1st postseason win..... | 3/15/16..... | vs. Texas Southern..... | W 84-73 |
| 1st Horizon League win..... | 12/3/11..... | at Butler..... | W 77-71 |
| 1st SEC win..... | 12/29/16..... | at LSU..... | W 96-89 |
| 1st WAC win..... | 1/8/20..... | at Tarleton..... | W 75-72 |

ASSISTANT COACHES



JAMALL WALKER

Assistant coach, 4th season

- » 18th season as D-I assistant coach.
- » Spent eight seasons at Illinois under coaches John Groce and Brad Underwood and serving as interim during transition.
- » Played four seasons at Saint Louis (1995-99).



ED SCHILLING

Assistant coach, 4th season

- » 20th season as D-I coach.
- » Prior to GCU, was an assistant at Indiana (2017-19) and UCLA (2013-17).
- » Was Wright State's head coach for six years.
- » Spent one year as New Jersey Nets assistant.



CASEY SHAW

Assistant coach, 4th season

- » Spent three seasons alongside Drew at Vanderbilt (2016-19).
- » Second-round selection in 1998 NBA Draft by Philadelphia, spending time with the organization before 13-year overseas career.



MARC RODGERS

Assistant coach, 1st season

- » Spent last two seasons on Wyoming staff, including helping lead the Cowboys to an NCAA Tournament at-large bid and a 25-9 season in 2021-22.
- » Also was on staff for two stints at Long Beach.
- » Played at Central Washington from 2013-18.



JAKE LINDSEY

Assistant coach, 2nd season

- » Second year on GCU staff, first as assistant coach.
- » Joined the program after working in the scouting department for the Utah Jazz for three seasons.
- » Played at Baylor from 2015-19 under Scott Drew, making three NCAA Tournament trips.



TOP FIVE CROWDS

| | | |
|--------------|---------------|------------------|
| 7,521 | Jan. 11, 2018 | New Mexico State |
| 7,502 | Feb. 25, 2017 | Kansas City |
| 7,499 | Jan. 15, 2022 | Tarleton (ESPNU) |
| 7,498 | Nov. 8, 2019 | Illinois |
| 7,497 | Mar. 2, 2019 | CSU Bakersfield |

TOP STUDENT SECTIONS PER ANDY KATZ OF NCAA.COM, OCT. 2023

| | | | |
|---|---|----|---|
| 1 |  | 6 |  |
| 2 |  | 7 |  |
| 3 |  | 8 |  |
| 4 |  | 9 |  |
| 5 |  | 10 |  |

Capacity **7,000**
Record **168-40 (.808)**
Opened **2011**



Global Credit Union Arena at Grand Canyon University is Phoenix's premier mid-sized indoor venue and serves as the primary home of Lopes men's and women's basketball and men's and women's volleyball teams as well as a wide assortment of university-sponsored and outside events.

The arena has provided the Lopes a definitive home-court advantage since opening its doors before the 2011-12 basketball season. With a seating capacity of 7,000 and a prime location on campus, the venue is regularly packed to the rafters with students and fans, providing an electric atmosphere ripe for success. Since its opening, the men's basketball team has been dominant in the arena, posting an overall record of 168-40 (.808), including six seasons of at least 15 wins.

Global Credit Union Arena hit new levels in 2018-19. With an

average crowd of 7,170 fans, Global Credit Union Arena was the fullest venue in college basketball with a percent capacity of 102.42%.

Home attendance has tripled since the arrival of the arena, with a per-game average of over 7,100 fans coming through the doors in 2018-19. While crowds of over 7,000 used to represent milestones, it has become a common occurrence at Global Credit Union Arena. All but two nonconference games were filled above the arena's 7,000-seat capacity in the 2018-19 season.

The facility originally broke ground in the summer of 2010 and was completed before the start of the following basketball season. It is owned and operated by the university.



The Havocs are some of the most dedicated and rowdy fans in all of collegiate sports. Often 3,500 students strong, they turn GCU athletic venues into some of the rowdiest environments in all of college sports.

Known for their constant energy, support and pride, the Havocs support and encourage GCU athletic teams, promote school spirit and build Lope pride.

Tabbed as the "Biggest Party in College Basketball," the Havocs bring the noise and excitement every game with different cheers and chants to give every team a competitive advantage when playing at home. In 2018, Global Credit Union Arena was ranked 22nd in the country for best college basketball atmospheres, and was quoted as "easily one of the rowdiest fan bases in the entire country."



The Havocs mission is to be the most spirited, energetic and disruptive student section in the country. Havocs strive to create the most unique game day experience in college basketball and a sense of camaraderie for all students.

The Havocs cheer at more than just home events, sending droves of students to rival New Mexico State and to the WAC Tournament in Las Vegas. The support has garnered national attention over the past five years including being featured on ESPN's Scott Van Pelt's SportsCenter show.



WHAT THEY'RE SAYING

"In college basketball, in my 40-plus years, this was the toughest crowd I've ever faced. Awesome ... you've got something special here. Really special."

- **Rick Pitino, Hall of Fame coach**

"GCU created college basketball's rowdiest secret with stunning quickness ... home to possibly the best student section in college basketball. Duke has the Cameron Crazies. Kansas has the Phog. GCU has the Havocs."

- **Andrew Joseph, USA Today**

"This is not a college basketball game. It's a Miami nightclub in the desert."

- **Myron Medcalf, ESPN.com**

"The Havocs are the biggest party in college basketball." - **SB Nation**

» A FAMILY COACHING TRADITION

Basketball is ingrained in the family tree of Bryce Drew. Between Bryce, his brother, Scott, and their father, Homer, the trio is a part of the second-winningest family coaching tree in college basketball history.

ALL-TIME NCAA VICTORIES BY FAMILY

| Rank | Family | Wins |
|------|----------------|--------------|
| 1 | Iba | 1,632 |
| 2 | Drew | 1,340 |
| 3 | Sutton | 1,173 |
| 4 | Bartow | 1,023 |
| 5 | Knight | 982 |
| 6 | Meyer | 950 |
| 7 | Thompson | 942 |
| 8 | Pitino | 907 |
| 9 | Bennett | 900 |
| 10 | Van Brea Kolff | 674 |

Homer was a head coach for 34 seasons including 22 at Valparaiso. He won 640 games and is a member of the College Basketball Hall of Fame.

Scott was an assistant under Homer at Valpo before taking the reins at Baylor in 2003. He is one of the top-20 longest tenured head coaches in D-I men's basketball, leading the Bears to the 2021 National Championship in what some characterized as one of the greatest rebuilds in sports history. Scott has 454 wins.

Bryce played under both Homer (head coach) and Scott (assistant coach) at Valpo before taking over the program in 2011 and accumulating 124 wins in five seasons. Add 40 more at Vanderbilt plus his time at GCU and Bryce has 246 as a head coach.

FATHER/SON D-I COACHES

| Current Coach | School | Father | Current Coach | School | Father |
|-------------------|---------------------|--------------|----------------|------------------|--------|
| Brian Barone | SIU Edwardsville | Tony | Kevin Kruger | UNLV | Lon |
| Tony Bennett | Virginia | Dick | Dan Monson | Long Beach State | Don |
| Jeff Capel III | Pitt | Jeff II | Eric Musselman | Arkansas | Bill |
| Bryce Drew | Grand Canyon | Homer | Ryan Odom | VCU | Dave |
| Scott Drew | Baylor | Homer | Richard Pitino | New Mexico | Rick |
| Brian Dutcher | San Diego State | Jim | Kevin Willard | Maryland | Ralph |



» NBA EXPERIENCE

Drew played six NBA seasons after being drafted 16th overall by the Houston Rockets in 1998, where he started 41 games in 2000-01. In 1999, the NBA awarded him with the Henry P. Iba Citizen Athlete Award for sportsmanship.

The 6-foot-3 point guard, who also played for the Chicago Bulls and New Orleans Hornets, was known for his perimeter shot (37% 3-point shooting).

He is one of 22 active Division I head coaches to play in the NBA.

D-I COACHES WITH NBA EXPERIENCE

| Coach | School | Coach | School |
|-------------------|---------------------|------------------|-----------------|
| Steve Alford | Nevada | Mark Madsen | California |
| Speedy Claxton | Hofstra | Kenny Payne | Louisville |
| Hubert Davis | North Carolina | Lorenzo Romar | Pepperdine |
| Johnny Dawkins | Central Florida | Jerry Stackhouse | Vanderbilt |
| Bryce Drew | Grand Canyon | Larry Stewart | Coppin State |
| Kim English | Providence | Rod Strickland | Long Island |
| Penny Hardaway | Memphis | Damon Stoudamire | Georgia Tech |
| Steven Henson | UTSA | Reggie Theus | Bethune-Cookman |
| Fred Hoiberg | Nebraska | Darrell Walker | Little Rock |
| Juwan Howard | Michigan | Mo Williams | Jackson State |
| Bobby Hurley | Arizona State | Mike Woodson | Indiana |



» POWER 5 PEDIGREE

Not only did GCU hire Bryce Drew who came with his own Power 5 experience, Drew in turn assembled an assistant coaching staff that all come with Power 5 experience. In fact, all three assistant's most recent college jobs were at the P5 level.



ASSISTANT COACH POWER 5 RESUMES

| Coach | Power 5 Stops |
|---------------|-----------------------------------|
| Jamall Walker | Illinois (2012-20) |
| Ed Schilling | UCLA (2013-17), Indiana (2017-19) |
| Casey Shaw | Vanderbilt (2016-19) |

RECORD WHEN
GAME TYPE

| | 2023-24 | UNDER DREW | D1 ERA |
|----------------|---------|------------|--------|
| Home | 10-0 | 49-9 | 139-38 |
| Road | 5-1 | 21-12 | 54-58 |
| Neutral site | 3-1 | 12-8 | 25-19 |
| Overtime games | -- | 2-0 | 6-4 |

AT THE HALF

| | 2023-24 | UNDER DREW | D1 ERA |
|----------|---------|------------|--------|
| Leading | 11-1 | 60-9 | 172-32 |
| Trailing | 5-1 | 17-18 | 37-81 |
| Tied | 2-0 | 6-2 | 12-5 |

WHEN SCORING

| | 2023-24 | UNDER DREW | D1 ERA |
|---------------------|---------|------------|--------|
| Less than 60 points | 1-0 | 5-8 | 7-36 |
| 60-69 points | 1-1 | 11-12 | 36-44 |
| 70-79 points | 10-1 | 29-8 | 80-29 |
| 80-89 points | 3-0 | 24-0 | 65-7 |
| 90-99 points | 2-0 | 8-0 | 23-0 |
| 100+ points | 1-0 | 5-0 | 7-1 |

SCORING MARGIN

| | 2023-24 | UNDER DREW | D1 ERA |
|--------------|---------|------------|--------|
| 1-5 points | 4-0 | 22-14 | 56-45 |
| 6-9 points | 2-2 | 9-4 | 30-20 |
| 10-15 points | 6-0 | 22-6 | 57-27 |
| 16+ points | 6-0 | 31-3 | 76-20 |

REBOUNDING

| | 2023-24 | UNDER DREW | D1 ERA |
|-----------------------|---------|------------|--------|
| Less than 20 rebounds | -- | 0-1 | 2-3 |
| 20-24 rebounds | -- | 0-0 | 2-13 |
| 25-29 rebounds | 2-0 | 6-3 | 21-25 |
| 30-34 rebounds | 0-2 | 13-7 | 48-34 |
| 35-39 rebounds | 8-0 | 25-9 | 64-27 |
| 40-49 rebounds | 7-0 | 30-3 | 67-10 |
| 50+ rebounds | 1-0 | 10-2 | 16-2 |

SHOOTING PERCENTAGE

| | 2023-24 | UNDER DREW | D1 ERA |
|---------------------------------|---------|------------|--------|
| GCU shoots better than opponent | 14-0 | 70-7 | 179-23 |
| GCU shoots worse than opponent | 4-2 | 10-21 | 36-90 |
| Same shooting percentage | -- | 0-0 | 1-0 |
| GCU shoots 50%+ | 7-0 | 35-1 | 80-8 |
| GCU shoots 45-49.9% | 6-0 | 27-4 | 66-16 |
| GCU shoots 40-44.9% | 2-0 | 13-8 | 49-37 |
| GCU shoots under 40% | 3-2 | 7-16 | 23-57 |

TURNOVERS

| | 2023-24 | UNDER DREW | D1 ERA |
|-----------------------------|---------|------------|--------|
| GCU has fewer than opponent | 9-0 | 33-5 | 114-34 |
| GCU has more than opponent | 8-1 | 36-14 | 79-63 |
| Same number of turnovers | 1-0 | 9-7 | 20-18 |

FOULS

| | 2023-24 | UNDER DREW | D1 ERA |
|-----------------------------|---------|------------|--------|
| GCU has fewer than opponent | 13-2 | 50-8 | 153-40 |
| GCU has more than opponent | 4-0 | 29-18 | 50-67 |
| Same number of fouls | 1-0 | 3-2 | 16-10 |

MISCELLANEOUS

| | 2023-24 | UNDER DREW | D1 ERA |
|--------------------------|---------|------------|--------|
| Record coming off a win | 15-2 | 60-22 | 144-71 |
| Record coming off a loss | 2-0 | 19-7 | 70-40 |
| vs. AP Top 25 | 1-0 | 1-3 | 1-9 |

HIGHS & LOWS
GCU HIGHS

| | | |
|-----------------------|--------|-------------------------------|
| Points | 124 | 12/27 vs. Bethesda |
| Field goals made | 53 | 12/27 vs. Bethesda |
| Field goal attempts | 88 | 12/27 vs. Bethesda |
| Field goal percentage | 60.2% | 12/27 vs. Bethesda |
| 3-pointers made | 13 | 2x, last: 12/27 vs. Bethesda |
| 3-pointers attempted | 36 | 2x, last: 12/27 vs. Bethesda |
| Free throws made | 30 | 1/20 at Seattle U |
| Free throws attempted | 44 | 1/20 at Seattle U |
| Free throw percentage | 100.0% | 1/4 at Southern Utah |
| Rebounds | 51 | 12/16 vs. Portland |
| Assists | 31 | 12/27 vs. Bethesda |
| Steals | 14 | 1/18 vs. Utah Valley |
| Blocked shots | 11 | 2x, last: 12/27 vs. Bethesda |
| Turnovers | 21 | 1/18 vs. Utah Valley |
| Fouls | 26 | 11/29 at UT Rio Grande Valley |

GCU LOWS

| | | |
|-----------------------|-------|-------------------------------------|
| Points | 53 | 1/25 at Stephen F. Austin |
| Field goals made | 15 | 1/25 at Stephen F. Austin |
| Field goal attempts | 49 | 2x, last: 1/25 at Stephen F. Austin |
| Field goal percentage | 30.6% | 1/25 at Stephen F. Austin |
| 3-pointers made | 3 | 1/6 at Utah Tech |
| 3-pointers attempted | 12 | 11/25 vs. North Dakota State |
| Free throws made | 5 | 12/27 vs. Bethesda |
| Free throws attempted | 7 | 12/27 vs. Bethesda |
| Free throw percentage | 53.3% | 12/16 vs. Portland |
| Rebounds | 27 | 2x, last: 1/6 at Utah Tech |
| Assists | 6 | 1/20 at Seattle U |
| Steals | 3 | 3x, last: 1/13 vs. Tarleton State |
| Blocked shots | 1 | 11/19 vs. South Carolina |
| Turnovers | 4 | 11/25 vs. North Dakota State |
| Fouls | 9 | 12/27 vs. Bethesda |

OPPONENT HIGHS

| | | |
|-----------------------|-------|-----------------------------------|
| Points | 86 | 1/20 at Seattle U |
| Field goals made | 31 | 12/27 vs. Bethesda |
| Field goal attempts | 74 | 12/27 vs. Bethesda |
| Field goal percentage | 56.0% | 12/30 vs. Louisiana Tech |
| 3-pointers made | 11 | 11/6 vs. Southeast Missouri State |
| 3-pointers attempted | 26 | 12/16 vs. Portland |
| Free throws made | 26 | 11/29 at UT Rio Grande Valley |
| Free throws attempted | 34 | 2x, last: 1/20 at Seattle U |
| Free throw percentage | 87.5% | 11/19 vs. South Carolina |
| Rebounds | 39 | 1/6 at Utah Tech |
| Assists | 18 | 11/19 vs. South Carolina |
| Steals | 11 | 2x, last: 11/17 vs. San Francisco |
| Blocked shots | 4 | 2x, last: 1/6 at Utah Tech |
| Turnovers | 21 | 1/6 at Utah Tech |
| Fouls | 30 | 12/2 vs. UT Arlington |

OPPONENT LOWS

| | | |
|-----------------------|-------|-------------------------------------|
| Points | 48 | 1/13 vs. Tarleton State |
| Field goals made | 19 | 3x, last: 1/25 at Stephen F. Austin |
| Field goal attempts | 50 | 12/30 vs. Louisiana Tech |
| Field goal percentage | 31.7% | 1/13 vs. Tarleton State |
| 3-pointers made | 2 | 1/11 vs. Abilene Christian |
| 3-pointers attempted | 10 | 1/11 vs. Abilene Christian |
| Free throws made | 3 | 1/13 vs. Tarleton State |
| Free throws attempted | 6 | 1/13 vs. Tarleton State |
| Free throw percentage | 40.0% | 11/6 vs. Southeast Missouri State |
| Rebounds | 23 | 11/19 vs. South Carolina |
| Assists | 6 | 2x, last: 1/18 vs. Utah Valley |
| Steals | 1 | 1/20 at Seattle U |
| Blocked shots | 0 | 1/11 vs. Abilene Christian |
| Turnovers | 6 | 12/5 vs. San Diego State |
| Fouls | 11 | 12/27 vs. Bethesda |

TEAM

| | | | |
|---|--|--|--|
| Scored 90+ points | at Southern Utah (96), 1/4/24 | Won game decided by one point | vs. San Francisco (W 49-48), 12/18/21 |
| Scored 90+ points (WAC) | at Southern Utah (96), 1/4/24 | Lost game decided by one point | vs. UTRGV (L 77-76), 2/15/23 |
| Scored 100+ points | vs. Bethesda (124), 12/27/23 | Two consecutive games decided by one point | Never happened |
| Scored 100+ points (WAC) | at California Baptist (103), 2/8/20 | Two consecutive games decided by five points or less | 2 games, 2/11/23-2/15/23 |
| Scored 110+ points | vs. Bethesda (124), 12/27/23 | Three consecutive games decided by five points or less | 4 games, 1/14/23-1/26/23 |
| Scored 110+ points (WAC) | Never happened | Came back from 15-point deficit | at Utah Tech (16), 1/6/24 |
| Scored less than 50 points | vs. Wichita State (43), 11/21/22 | Came back from 18-point deficit | vs. Montana State (19), 11/7/22 |
| Scored less than 50 points (WAC) | at Stephen F. Austin (46), 1/20/22 | Came back from 20-point deficit | vs. CSU Bakersfield (20), 2/8/14 |
| Allowed 90+ points | at Utah Valley (92), 2/22/20 | Beat an AP top-25 team | vs. No. 25 San Diego State (W 79-73), 12/5/23 |
| Allowed 90+ points (WAC) | at Utah Valley (92), 2/22/20 | Pulled down 45 rebounds | vs. Tarleton State (47), 1/13/24 |
| Allowed 100+ points | vs. Nebraska-Omaha (108), 12/13/15 | Pulled down 50 rebounds | vs. Portland (51), 12/16/23 |
| Allowed 100+ points (WAC) | Never happened | Pulled down 55 rebounds | vs. Park (59), 2/21/23 |
| Allowed less than 45 points | vs. Park (38), 2/21/23 | Back-to-back 50 rebound games | vs. Mississippi Valley St. & at Ariz. St., 12/4-9/2021 |
| Allowed less than 45 points (WAC) | vs. Sam Houston (41), 2/26/22 | Out-rebounded opponent by 15+ | vs. Tarleton State (+19), 1/13/24 |
| Shot 60% from the field | vs. Bethesda (60.2%), 12/27/23 | Out-rebounded opponent by 20+ | vs. Park (+27), 2/21/23 |
| Shot 65% from the field | vs. Abilene Christian (66.7%), 2/17/23 | Out-rebounded opponent by 25+ | vs. Park (+27), 2/21/23 |
| Shot 70% from the field | vs. Bethesda (70.0%), 1/15/21 | Won an overtime game | at Sam Houston (OT), 1/5/23 |
| Shot less than 30% from the field | vs. Wichita State (27.1%), 11/21/22 | Lost an overtime game | at Seattle U (OT), 3/9/19 |
| Allowed 60% shooting | at Tarleton (61.5%), 1/28/23 | Won an overtime game (WAC) | at Sam Houston (OT), 1/5/23 |
| Allowed 65% shooting | Never happened | Lost an overtime game (WAC) | at Seattle U (OT), 3/9/19 |
| Allowed 30% or less shooting | vs. Park (22.7%), 2/21/23 | Played two overtimes | at Boise State (20T), 12/13/17 |
| Allowed 25% or less shooting | vs. Park (22.7%), 2/21/23 | Played consecutive overtime games | Never happened |
| Shot 90%+ from FT line (min. 10 FTA) | at Southern Utah (100.0%, 15-15), 1/4/24 | Committed 20+ turnovers | vs. Utah Valley (21), 1/18/24 |
| Shot 100% from FT line (min. 10 FTA) | at Southern Utah (100.0%, 15-15), 1/4/24 | Committed less than 10 turnovers | at Southern Utah (9), 1/4/24 |
| Shot below 50% from FT line (min. 10 FTA) | at Utah Tech (45.0%, 9-20), 3/3/23 | Committed less than 8 turnovers | vs. Portland (7), 12/16/23 |
| Attempted 40 free throws | at Seattle U (44), 1/20/24 | Committed less than 5 turnovers | vs. North Dakota State (4), 11/25/23 |
| Attempted five or less free throws | vs. Utah Valley (3), 3/5/21 | Scored 45+ in a half | at Utah Tech (48 in 2nd), 1/6/24 |
| Made 30 free throws | at Seattle U (30), 1/20/24 | Scored 50+ in a half | at Southern Utah (53 in 2nd), 1/4/24 |
| Made 10 3-pointers | vs. Louisiana Tech (11), 12/30/23 | | |
| Made 12 3-pointers | vs. Bethesda (13), 12/27/23 | | |
| Made 15 3-pointers | vs. Sam Houston (WAC Tourn.) (16), 3/10/23 | | |
| Made 16 3-pointers | vs. Sam Houston (WAC Tourn.) (16), 3/10/23 | | |
| Made 17 3-pointers | vs. Park (21), 2/21/23 | | |
| Scored 90+ in consecutive games | vs. Abilene Christian / Park, 2/17-21/23 | | |
| Scored 90+ in three consecutive games | at Chicago State, vs CBU, vs ENMU 2/16-27/19 | | |
| Scored 100+ in consecutive games | Never happened | | |
| Won game by 30 points or more | vs. Bethesda (50), 12/27/23 | | |
| Won game by 35 points or more | vs. Bethesda (50), 12/27/23 | | |
| Won game by 40 points or more | vs. Bethesda (50), 12/27/23 | | |
| Won game by 45 points or more | vs. Bethesda (50), 12/27/23 | | |
| Won game by 50 points or more | vs. Bethesda (50), 12/27/23 | | |
| Lost game by 30 points or more | vs. New Mexico State (WAC Final) (32), 3/16/19 | | |
| Lost game by 40 points or more | at Louisville (48), 12/5/15 | | |

INDIVIDUAL

IN ANY GAME...

| | |
|------------------|---|
| Scored 25 Points | Gabe McGlothan (28) & Tyon Grant-Foster (25), 1/20/24, at Seattle U |
| Scored 30 Points | Tyon Grant-Foster, 30, 11/6/23, vs. Southeast Missouri State |
| Scored 35 Points | Gabe McGlothan, 35, 3/9/23, vs. Seattle U (WAC Tourn.) |
| Scored 40 Points | DeWayne Russell, 42, 12/3/16, vs. Louisville |

| | |
|----------------------------|---|
| Scored 20 points in a half | Tyon Grant-Foster, 21, 1st, 11/6/23, vs. Southeast Missouri State |
| Scored 25 points in a half | Michael Finke, 27, 2nd, 2/27/19 vs. Eastern New Mexico |

| | |
|-----------------------------|--|
| Two players had 20 points | McGlothan (28) & Grant-Foster (25), 1/20/24, at Seattle U |
| Two players had 25 points | McGlothan (28) & Grant-Foster (25), 1/20/24, at Seattle U |
| Three players had 20 points | Harrison (27), McMillian (21), McGlothan (20), 2/17/23 vs. ACU |

| | |
|--|---|
| Scored 20 points in two straight games | Tyon Grant-Foster (3), 1/4/24 - 1/11/24 |
| Scored 20 points in three straight games | Tyon Grant-Foster (3), 1/4/24 - 1/11/24 |
| Scored 20 points in four straight games | Alessandro Lever (4), 1/18/18 - 1/27/18 |
| Scored 20 points in five straight games | never happened |
| Scored 30 points in two straight games | Carlos Johnson (2), 3/13/19 - 3/14/19 |

| | |
|-------------------------------------|--|
| Double figures in 10 straight games | Gabe McGlothan (13), 12/2/23 - pres. |
| Double figures in 15 straight games | Tyon Grant-Foster (16), 11/6/23 - 11/13/24 |
| Double figures in 20 straight games | Ray Harrison (21), 11/26/22 - 2/17/23 |
| Double figures in 30 straight games | DeWayne Russell (33), 3/1/16 - 3/4/17 |

| | |
|---------------------------------------|-----------------------------------|
| Five players scored in double figures | vs. Bethesda (8), 12/27/23 |
| Six players scored in double figures | vs. Bethesda (8), 12/27/23 |
| Four players scored 15 or more points | at California Baptist (4), 2/8/20 |

| | |
|---------------------------------------|---|
| Double-double | Gabe McGlothan (18p/10r), 1/4/24 at Southern Utah |
| Double-double (points / assists) | Casey Benson (12p/10a), 1/23/18, vs. William Jessup |
| Double-double in two straight games | Tyon Grant-Foster (2), 11/29/23-12/2/23 |
| Double-double in three straight games | Asbjørn Midtgaard (5), 1/31/21-2/27/21 |
| Double-double in four straight games | Asbjørn Midtgaard (5), 1/31/21-2/27/21 |
| Two players with double-double | Midtgaard (14/11) & Lever (19/10), 2/20/21, vs. CBU |
| Triple-double | never happened |

| | |
|------------------------|--|
| 20 points, 10 rebounds | Gabe McGlothan (26p/11r), 12/16/23 vs. Portland |
| 30 points, 10 rebounds | Gabe McGlothan (35p/10r), 3/9/23, vs. Seattle U (WAC Tourn.) |
| 20 points, 10 assists | DeWayne Russell, 21p/11a, 1/7/17 vs. Utah Valley |

| | |
|----------------------|--|
| Made 10 FG in a game | Tyon Grant-Foster (11), 1/4/24, at Southern Utah |
| Made 12 FG in a game | Gabe McGlothan (13), 3/9/23 vs. Seattle U (WAC Tourn.) |
| Made 15 FG in a game | Michael Finke (16), 2/14/19, at Kansas City |

| | |
|---------------------------|---|
| Attempted 15 FG in a game | McGlothan (15) & Grant-Foster (20), 1/20/24, at Seattle U |
| Attempted 17 FG in a game | Tyon Grant-Foster (20), 1/20/24, at Seattle U |
| Attempted 20 FG in a game | Tyon Grant-Foster (20), 1/20/24, at Seattle U |

| | |
|-----------------------------------|---|
| Made five 3-pointers in a game | Harrison & Baumann (5), 3/11/23, vs. Seattle U (WAC Tourn.) |
| Made six 3-pointers in a game | Kobe Knox (6), 3/10/23, vs. Seattle U (WAC Tourn.) |
| Made seven 3-pointers in a game | Ray Harrison (7), 1/18/23, vs. Utah Tech |
| Made eight 3-pointers in a game | Josh Braun (9), 2/23/17, vs. Chicago State |
| Made nine 3-pointers in a game | Josh Braun (9), 2/23/17, vs. Chicago State |
| Attempted 10 3-pointers in a game | Walter Ellis (12), 2/21/23 vs. Park |
| Attempted 12 3-pointers in a game | Walter Ellis (12), 2/21/23 vs. Park |

IN A CONFERENCE GAME...

| | |
|------------------|---|
| Scored 25 Points | Gabe McGlothan (28) & Tyon Grant-Foster (25), 1/20/24, at Seattle U |
| Scored 30 Points | Ray Harrison, 38, 1/18/23, vs. Utah Tech |
| Scored 35 Points | Ray Harrison, 38, 1/18/23, vs. Utah Tech |
| Scored 40 Points | never happened |

| | |
|----------------------------|--|
| Scored 20 points in a half | Michael Finke, 24, 2nd, 3/2/19 vs. CSU Bakersfield |
| Scored 25 points in a half | never happened |

| | |
|-----------------------------|--|
| Two players had 20 points | McGlothan (28) & Grant-Foster (25), 1/20/24, at Seattle U |
| Two players had 25 points | McGlothan (28) & Grant-Foster (25), 1/20/24, at Seattle U |
| Three players had 20 points | Harrison (27), McMillian (21), McGlothan (20), 2/17/23 vs. ACU |

| | |
|--|---|
| Scored 20 points in two straight games | Tyon Grant-Foster (5), 11/29/23 - 1/11/24 |
| Scored 20 points in three straight games | Tyon Grant-Foster (5), 11/29/23 - 1/11/24 |
| Scored 20 points in four straight games | Tyon Grant-Foster (5), 11/29/23 - 1/11/24 |
| Scored 20 points in five straight games | Tyon Grant-Foster (5), 11/29/23 - 1/11/24 |
| Scored 30 points in two straight games | never happened |

| | |
|-------------------------------------|--|
| Double figures in 10 straight games | Ray Harrison (14), 12/29/22 - 2/17/23 |
| Double figures in 15 straight games | Carlos Johnson (18), 2/16/19 - 2/27/20 |
| Double figures in 20 straight games | never happened |

| | |
|---------------------------------------|-----------------------------------|
| Five players scored in double figures | vs. Utah Valley (5), 1/21/23 |
| Six players scored in double figures | never happened |
| Four players scored 15 or more points | at California Baptist (4), 2/8/20 |

| | |
|---------------------------------------|---|
| Double-double | Gabe McGlothan (18p/10r), 1/4/24 at Southern Utah |
| Double-double (points / assists) | DeWayne Russell (21p/11a), 1/7/17, vs. Utah Valley |
| Double-double in two straight games | Tyon Grant-Foster (2), 11/29/23-pres. |
| Double-double in three straight games | Asbjørn Midtgaard (5), 1/31/21-2/27/21 |
| Double-double in four straight games | Asbjørn Midtgaard (5), 1/31/21-2/27/21 |
| Two players with double-double | Midtgaard (14/11) & Lever (19/10), 2/20/21, vs. CBU |
| Triple-double | never happened |

| | |
|------------------------|---|
| 20 points, 10 rebounds | Tyon Grant-Foster (21p/10r), 12/2/23 vs. UT Arlington |
| 30 points, 10 rebounds | Alessandro Lever, 2/20/18, 30p/10r, vs. Seattle U |
| 20 points, 10 assists | DeWayne Russell, 21p/11a, 1/7/17 vs. Utah Valley |

| | |
|----------------------|--|
| Made 10 FG in a game | Tyon Grant-Foster (11), 1/4/24, at Southern Utah |
| Made 12 FG in a game | Gabe McGlothan (12), 2/15/23 vs. UTRGV |
| Made 15 FG in a game | Michael Finke (16) 2/14/19, at Kansas City |

| | |
|---------------------------|---|
| Attempted 15 FG in a game | McGlothan (15) & Grant-Foster (20), 1/20/24, at Seattle U |
| Attempted 17 FG in a game | Tyon Grant-Foster (20), 1/20/24, at Seattle U |
| Attempted 20 FG in a game | Tyon Grant-Foster (20), 1/20/24, at Seattle U |

| | |
|-----------------------------------|---|
| Made five 3-pointers in a game | Chance McMillian (6), 2/4/23, vs. Stephen F. Austin |
| Made six 3-pointers in a game | Chance McMillian (6), 2/4/23, vs. Stephen F. Austin |
| Made seven 3-pointers in a game | Ray Harrison (7), 1/18/23, vs. Utah Tech |
| Made eight 3-pointers in a game | Josh Braun (9), 2/23/17, vs. Chicago State |
| Made nine 3-pointers in a game | Josh Braun (9), 2/23/17, vs. Chicago State |
| Attempted 10 3-pointers in a game | Holland Woods II (10), 2/4/21, vs. Seattle U |
| Attempted 12 3-pointers in a game | Josh Braun (19), 2/23/17, vs. Chicago State |

INDIVIDUAL

IN ANY GAME...

| | |
|---------------------------------------|---|
| Made a 3-pointer in 10 straight games | Jovan Blacksher Jr. (19), 3/13/21 – 1/22/22 |
| Made a 3-pointer in 15 straight games | Jovan Blacksher Jr. (19), 3/13/21 – 1/22/22 |
| Made a 3-pointer in 20 straight games | Josh Braun (21), 1/7/17 – 11/25/17 |

| | |
|--------------------------|---|
| Made 10 free throws | Ray Harrison (10), 12/9/23, at Liberty |
| Made 15 free throws | Josh Braun (17), 1/16/16 vs. Utah Valley |
| Made 16 free throws | Josh Braun (17), 1/16/16 vs. Utah Valley |
| Made 17 free throws | Josh Braun (17), 1/16/16 vs. Utah Valley |
| Attempted 15 free throws | Tyon Grant-Foster (15), 11/17/23, vs. San Francisco |
| Attempted 18 free throws | Josh Braun (19), 1/16/16 vs. Utah Valley |
| Attempted 19 free throws | Josh Braun (19), 1/16/16 vs. Utah Valley |
| Attempted 20 free throws | Jerome Garrison (20), 1/23/14 vs. Idaho |

| | |
|-------------|---|
| 12 rebounds | Duke Brennan (14), 1/25/24 at Stephen F. Austin |
| 13 rebounds | Duke Brennan (14), 1/25/24 at Stephen F. Austin |
| 14 rebounds | Duke Brennan (14), 1/25/24 at Stephen F. Austin |
| 15 rebounds | Gabe McGlothan (18), 11/22/22 vs. Northern Iowa |
| 16 rebounds | Gabe McGlothan (18), 11/22/22 vs. Northern Iowa |
| 20 rebounds | Killian Larson (20), 2/22/14 at Idaho |

| | |
|-----------------------|---|
| 10 rebounds in a half | Yvan Ouedraogo (11, 2nd), 12/18/21 vs. San Francisco |
| 11 rebounds in a half | Yvan Ouedraogo (11, 2nd), 12/18/21 vs. San Francisco |
| 12 rebounds in a half | Asbjørn Midtgaard (12, 2nd), 11/25/20 vs. Grambling State |
| 13 rebounds in a half | never happened |

| | |
|--------------------------------------|--|
| 10+ rebounds in two straight games | Gabe McGlothan (4), 12/17/22 – 1/5/23 |
| 10+ rebounds in three straight games | Gabe McGlothan (4), 12/17/22 – 1/5/23 |
| 10+ rebounds in four straight games | Gabe McGlothan (4), 12/17/22 – 1/5/23 |
| Two players had 10 rebounds | Midtgaard (11) & Lever (10), 2/19/21 vs. CBU |
| Three players had 10 rebounds | never happened |

| | |
|------------|---|
| 6 assists | Collin Moore (6), 1/13/24 vs. Tarleton State |
| 7 assists | Jovan Blacksher Jr. (7) & Josh Baker (9), 12/27/23 vs. Bethesda |
| 8 assists | Josh Baker (9), 12/27/23 vs. Bethesda |
| 9 assists | Josh Baker (9), 12/27/23 vs. Bethesda |
| 10 assists | Jovan Blacksher Jr. (10), 11/19/19, vs. Montana State |
| 11 assists | DeWayne Russell (11), 1/7/17, vs. Utah Valley |
| 12 assists | DeWayne Russell (12), 12/13/15 vs. Nebraska-Omaha |

| | |
|----------------------------------|---|
| 7+ assists in two straight games | Jovan Blacksher Jr. (2), 2/27/21 – 3/5/21 |
|----------------------------------|---|

| | |
|-----------------------------|---|
| Two players with 5+ assists | Jovan Blacksher Jr. (7) & Josh Baker (9), 12/27/23 vs. Bethesda |
|-----------------------------|---|

| | |
|----------|-----------------------------------|
| 4 blocks | Isaiah Carr (4), 2/21/23 vs. Park |
| 5 blocks | Kobe Knox (5), 2/15/23 vs. UTRGV |
| 6 blocks | never happened |

| | |
|----------|---|
| 5 steals | Collin Moore (5), 1/4/24 at Southern Utah |
| 6 steals | Jovan Blacksher Jr. (7), 11/18/22 vs. Grambling State |
| 7 steals | Jovan Blacksher Jr. (7), 11/18/22 vs. Grambling State |

| | |
|--------------------------|--|
| Played every minute | Alessandro Lever (40), 2/20/20 at Seattle U |
| Fouled out | Collin Moore & Gabe McGlothan, 1/20/24, at Seattle U |
| Two players fouled out | Collin Moore & Gabe McGlothan, 1/20/24, at Seattle U |
| Three players fouled out | McGlothan, Brennan, & Curry, 11/29/23, at UTRGV |

IN A CONFERENCE GAME...

| | |
|---------------------------------------|---|
| Made a 3-pointer in 10 straight games | Jovan Blacksher Jr. (10), 2/19/21 – 1/22/22 |
| Made a 3-pointer in 15 straight games | Josh Braun (22), 2/27/16 – 1/20/18 |
| Made a 3-pointer in 20 straight games | Josh Braun (22), 2/27/16 – 1/20/18 |

| | |
|--------------------------|---|
| Made 10 free throws | Tyon Grant-Foster (11), 12/2/23, vs. UT Arlington |
| Made 15 free throws | Josh Braun (17), 1/16/16 vs. Utah Valley |
| Made 16 free throws | Josh Braun (17), 1/16/16 vs. Utah Valley |
| Made 17 free throws | Josh Braun (17), 1/16/16 vs. Utah Valley |
| Attempted 15 free throws | Alessandro Lever (15), 2/22/18, vs. Seattle U |
| Attempted 18 free throws | Josh Braun (19), 1/16/16 vs. Utah Valley |
| Attempted 19 free throws | Josh Braun (19), 1/16/16 vs. Utah Valley |
| Attempted 20 free throws | Jerome Garrison (20), 1/23/14 vs. Idaho |

| | |
|-------------|---|
| 12 rebounds | Duke Brennan (14), 1/25/24 at Stephen F. Austin |
| 13 rebounds | Duke Brennan (14), 1/25/24 at Stephen F. Austin |
| 14 rebounds | Duke Brennan (14), 1/25/24 at Stephen F. Austin |
| 15 rebounds | Asbjørn Midtgaard (16), 2/27/21 at Seattle U |
| 16 rebounds | Asbjørn Midtgaard (16), 2/27/21 at Seattle U |
| 20 rebounds | Killian Larson (20), 2/22/14 at Idaho |

| | |
|-----------------------|--|
| 10 rebounds in a half | Trey Drechsel (10, 1st), 1/5/19, vs Seattle U |
| 11 rebounds in a half | Killian Larson (12, 2nd), 1/30/14 , vs Chicago State |
| 12 rebounds in a half | Killian Larson (12, 2nd), 1/30/14 , vs Chicago State |
| 13 rebounds in a half | never happened |

| | |
|--------------------------------------|--|
| 10+ rebounds in two straight games | Gabe McGlothan (3), 12/29/22 – 1/5/23 |
| 10+ rebounds in three straight games | Asbjørn Midtgaard (5), 1/30/21 – 2/27/21 |
| 10+ rebounds in four straight games | Asbjørn Midtgaard (5), 1/30/21 – 2/27/21 |
| Two players had 10 rebounds | Midtgaard (11) & Lever (10), 2/19/21 vs. CBU |
| Three players had 10 rebounds | never happened |

| | |
|------------|---|
| 6 assists | Collin Moore (6), 1/13/24 vs. Tarleton State |
| 7 assists | Ray Harrison (7), 3/3/23, at Utah Tech |
| 8 assists | Jovan Blacksher Jr. (9), 3/5/21 vs. Utah Valley |
| 9 assists | Jovan Blacksher Jr. (9), 3/5/21 vs. Utah Valley |
| 10 assists | DeWayne Russell (11), 1/7/17, vs. Utah Valley |
| 11 assists | DeWayne Russell (11), 1/7/17, vs. Utah Valley |
| 12 assists | never happened |

| | |
|----------------------------------|---|
| 7+ assists in two straight games | Jovan Blacksher Jr. (2), 2/27/21 – 3/5/21 |
|----------------------------------|---|

| | |
|-----------------------------|--|
| Two players with 5+ assists | Woods II & Blacksher Jr. (5), 3/5/22 vs. Dixie State |
|-----------------------------|--|

| | |
|----------|----------------------------------|
| 4 blocks | Kobe Knox (5), 2/15/23 vs. UTRGV |
| 5 blocks | Kobe Knox (5), 2/15/23 vs. UTRGV |
| 6 blocks | never happened |

| | |
|----------|---|
| 4 steals | Collin Moore (5), 1/4/24 at Southern Utah |
| 5 steals | Collin Moore (5), 1/4/24 at Southern Utah |
| 6 steals | never happened |

| | |
|--------------------------|--|
| Played every minute | Alessandro Lever (40), 2/20/20 at Seattle U |
| Fouled out | Collin Moore & Gabe McGlothan, 1/20/24, at Seattle U |
| Two players fouled out | Collin Moore & Gabe McGlothan, 1/20/24, at Seattle U |
| Three players fouled out | McGlothan, Brennan, & Curry, 11/29/23, at UTRGV |

Scored at least... (game)

| | | | | | | | | | | | | | | | | | | | |
|------------------------------------|------------------------------------|------------------------------------|------------------------------------|------------------------------------|------------------------------------|------------------------------------|------------------------------------|------------------------------------|------------------------------------|------------------------------------|------------------------------------|------------------------------------|------------------------------------|------------------------------------|------------------------------------|------------------------------------|------------------------------------|------------------------------------|-------------------------------------|
| 86 1/4/24 at SUU 96 | 87 1/4/24 at SUU 96 | 88 1/4/24 at SUU 96 | 89 1/4/24 at SUU 96 | 90 1/4/24 at SUU 96 | 91 1/4/24 at SUU 96 | 92 1/4/24 at SUU 96 | 93 1/4/24 at SUU 96 | 94 1/4/24 at SUU 96 | 95 1/4/24 at SUU 96 | 96 1/4/24 at SUU 96 | 97 12/27/23 vs. BETH 124 | 98 12/27/23 vs. BETH 124 | 99 12/27/23 vs. BETH 124 | 100 12/27/23 vs. BETH 124 | 101 12/27/23 vs. BETH 124 | 102 12/27/23 vs. BETH 124 | 103 12/27/23 vs. BETH 124 | 104 12/27/23 vs. BETH 124 | 105 12/27/23 vs. BETH 124 |
| 106 12/27/23 vs. BETH 124 | 107 12/27/23 vs. BETH 124 | 108 12/27/23 vs. BETH 124 | 109 12/27/23 vs. BETH 124 | 110 12/27/23 vs. BETH 124 | 111 12/27/23 vs. BETH 124 | 112 12/27/23 vs. BETH 124 | 113 12/27/23 vs. BETH 124 | 114 12/27/23 vs. BETH 124 | 115 12/27/23 vs. BETH 124 | 116 12/27/23 vs. BETH 124 | 117 12/27/23 vs. BETH 124 | 118 12/27/23 vs. BETH 124 | 119 12/27/23 vs. BETH 124 | 120 12/27/23 vs. BETH 124 | 121 12/27/23 vs. BETH 124 | 122 12/27/23 vs. BETH 124 | 123 12/27/23 vs. BETH 124 | 124 12/27/23 vs. BETH 124 | 125 11/19/96 vs. AZCOB 144 |

Scored at least... (first half)

| | | | | | | | | | | | | | | | | | | | |
|--------------------------------|----------------------------------|----------------------------------|----------------------------------|----------------------------------|----------------------------------|----------------------------------|----------------------------------|----------------------------------|----------------------------------|----------------------------------|----------------------------------|----------------------------------|----------------------------------|----------------------------------|----------------------------------|----------------------------------|----------------------------------|----------------------------------|----------------------------------|
| 45 1/18/24 vs. UVU 45 | 46 12/27/23 vs. BETH 67 | 47 12/27/23 vs. BETH 67 | 48 12/27/23 vs. BETH 67 | 49 12/27/23 vs. BETH 67 | 50 12/27/23 vs. BETH 67 | 51 12/27/23 vs. BETH 67 | 52 12/27/23 vs. BETH 67 | 53 12/27/23 vs. BETH 67 | 54 12/27/23 vs. BETH 67 | 55 12/27/23 vs. BETH 67 | 56 12/27/23 vs. BETH 67 | 57 12/27/23 vs. BETH 67 | 58 12/27/23 vs. BETH 67 | 59 12/27/23 vs. BETH 67 | 60 12/27/23 vs. BETH 67 | 61 12/27/23 vs. BETH 67 | 62 12/27/23 vs. BETH 67 | 63 12/27/23 vs. BETH 67 | 64 12/27/23 vs. BETH 67 |
|--------------------------------|----------------------------------|----------------------------------|----------------------------------|----------------------------------|----------------------------------|----------------------------------|----------------------------------|----------------------------------|----------------------------------|----------------------------------|----------------------------------|----------------------------------|----------------------------------|----------------------------------|----------------------------------|----------------------------------|----------------------------------|----------------------------------|----------------------------------|

Scored at least... (second half)

| | | | | | | | | | | | | | | | | | | | |
|---------------------------------|---------------------------------|---------------------------------|---------------------------------|------------------------------|------------------------------|------------------------------|------------------------------|------------------------------|----------------------------------|----------------------------------|----------------------------------|----------------------------------|---------------------------------|----|----|----|----|----|----|
| 45 1/6/24 at UTTECH 48 | 46 1/6/24 at UTTECH 48 | 47 1/6/24 at UTTECH 48 | 48 1/6/24 at UTTECH 48 | 49 1/4/24 at SUU 53 | 50 1/4/24 at SUU 53 | 51 1/4/24 at SUU 53 | 52 1/4/24 at SUU 53 | 53 1/4/24 at SUU 53 | 54 12/27/23 vs. BETH 57 | 55 12/27/23 vs. BETH 57 | 56 12/27/23 vs. BETH 57 | 57 12/27/23 vs. BETH 57 | 58 11/9/22 vs. SDCC 58 | 59 | 60 | 61 | 62 | 63 | 64 |
|---------------------------------|---------------------------------|---------------------------------|---------------------------------|------------------------------|------------------------------|------------------------------|------------------------------|------------------------------|----------------------------------|----------------------------------|----------------------------------|----------------------------------|---------------------------------|----|----|----|----|----|----|

Lowest scoring opponent first halves (D-I era)

| | | | | | |
|------|----|---------|---------------------------|---------------|-------|
| 1 | 14 | Home | *Coppin State | Nov. 25, 2016 | 29-14 |
| 2 | 15 | Home | *Grambling State | Nov. 18, 2022 | 42-15 |
| 3 | 16 | Home | *Mississippi Valley State | Dec. 4, 2021 | 38-16 |
| t-4 | 17 | Home | *Florida A&M | Nov. 10, 2017 | 35-17 |
| | 17 | Home | *Arkansas-Pine Bluff | Dec. 22, 2016 | 42-17 |
| t-6 | 18 | Home | *Grambling State | Nov. 9, 2021 | 40-18 |
| | 18 | Home | Bethesda (Calif.) | Jan. 16, 2021 | 44-18 |
| | 18 | Home | *Chicago State | Feb. 15, 2020 | 34-18 |
| | 18 | Home | *Montana State | Nov. 17, 2014 | 28-18 |
| t-10 | 19 | Home | *California Baptist | Feb. 5, 2022 | 28-19 |
| | 19 | Neutral | *San Francisco | Dec. 18, 2021 | 22-19 |
| | 19 | Home | *Mississippi Valley State | Dec. 18, 2017 | 33-19 |

Lowest scoring opponent second halves (D-I era)

| | | | | | |
|-----|----|------|---------------------------|---------------|-------|
| 1 | 15 | Home | Park (Ariz.) | Feb. 21, 2023 | 62-23 |
| t-2 | 18 | Home | *UT Arlington | Jan. 12, 2023 | 52-18 |
| | 18 | Home | *Montana State | Nov. 7, 2022 | 41-18 |
| | 18 | Home | Western New Mexico | Nov. 16, 2013 | 54-18 |
| t-5 | 19 | Home | *Tarleton State | Jan. 13, 2024 | 38-19 |
| | 19 | Home | *Sam Houston | Feb. 26, 2022 | 32-19 |
| | 19 | Away | *Tarleton State | Jan. 9, 2021 | 30-19 |
| | 19 | Home | *Mississippi Valley State | Dec. 18, 2017 | 38-19 |
| | 19 | Away | *UT Rio Grande Valley | Feb. 6, 2016 | 64-58 |

Lowest scoring opponent games (D-I era)

| | | | | | |
|-----|----|------|---------------------------|---------------|--------|
| 1 | 37 | Home | *Coppin State | Nov. 25, 2016 | 70-37 |
| t-2 | 38 | Home | Park (Ariz.) | Feb. 21, 2023 | 111-38 |
| | 38 | Home | *Mississippi Valley State | Dec. 18, 2017 | 71-38 |
| t-4 | 41 | Home | Western New Mexico | Nov. 16, 2013 | 91-41 |
| | 41 | Home | *Sam Houston | Feb. 26, 2022 | 67-41 |
| 6 | 44 | Home | *Mississippi Valley State | Dec. 4, 2021 | 91-44 |
| t-7 | 45 | Home | *Montana State | Nov. 17, 2014 | 61-45 |
| | 45 | Away | *San Diego State | Dec. 18, 2015 | 52-45 |
| t-9 | 46 | Home | *Alcorn State | Nov. 19, 2015 | 79-46 |
| | 46 | Home | *Chicago State | Jan. 17, 2019 | 80-46 |
| | 46 | Away | *Dixie State | Jan. 23, 2021 | 81-46 |

Biggest halftime leads (D-I era)

| | | | | | |
|-----|----|---------|----------------------|---------------|-------|
| 1 | 39 | Home | Park (Ariz.) | Feb. 21, 2023 | 62-23 |
| 2 | 32 | Neutral | Bethesda (Calif.) | Dec. 27, 2023 | 67-35 |
| 3 | 30 | Home | Benedictine Mesa | Nov. 26, 2022 | 54-24 |
| 4 | 28 | Home | Bethesda (Calif.) | Jan. 31, 2017 | 51-23 |
| t-5 | 27 | Home | *Grambling State | Nov. 18, 2022 | 42-15 |
| | 27 | Home | Bethesda (Calif.) | Jan. 15, 2021 | 67-40 |
| 7 | 26 | Home | Bethesda (Calif.) | Jan. 16, 2021 | 44-18 |
| 8 | 25 | Home | *Arkansas-Pine Bluff | Dec. 22, 2016 | 42-17 |

Highest scoring GCU first halves (D-I era)

| | | | | | |
|-----|----|---------|---------------------------|---------------|-------|
| t-1 | 67 | Neutral | Bethesda (Calif.) | Dec. 27, 2023 | 67-35 |
| | 67 | Home | Bethesda (Calif.) | Jan. 15, 2021 | 67-40 |
| 3 | 62 | Home | Park (Ariz.) | Feb. 21, 2023 | 62-23 |
| t-4 | 54 | Home | *Southeast Missouri State | Nov. 6, 2023 | 54-20 |
| | 54 | Home | Benedictine Mesa | Nov. 26, 2022 | 54-24 |
| | 54 | Home | Benedictine Mesa | Feb. 9, 2016 | 54-42 |
| t-7 | 51 | Home | Benedictine Mesa | Nov. 28, 2020 | 51-34 |
| | 51 | Away | *Chicago State | Feb. 16, 2019 | 51-23 |
| | 51 | Home | Bethesda (Calif.) | Jan. 31, 2017 | 51-23 |

Highest scoring GCU second halves (D-I era)

| | | | | | |
|-----|----|---------|---------------------|---------------|-------|
| 1 | 58 | Home | San Diego Christian | Nov. 9, 2022 | 58-29 |
| 2 | 57 | Neutral | Bethesda (Calif.) | Dec. 27, 2023 | 57-39 |
| 3 | 56 | Home | Benedictine Mesa | Nov. 26, 2022 | 56-29 |
| 4 | 55 | Neutral | *Seattle U | March 9, 2023 | 55-43 |
| t-5 | 54 | Home | Bethesda (Calif.) | Jan. 16, 2021 | 54-29 |
| | 54 | Home | Bethesda (Calif.) | Jan. 15, 2021 | 54-22 |
| | 54 | Neutral | *Morgan State | Dec. 27, 2017 | 54-41 |
| | 54 | Home | *Texas-Pan American | Jan. 2, 2014 | 54-49 |
| | 54 | Home | Vanguard | Dec. 3, 2013 | 54-35 |
| | 54 | Home | Western New Mexico | Nov. 16, 2013 | 54-18 |

Highest scoring GCU games (D-I era)

| | | | | | |
|----|-----|---------|---------------------|---------------|---------|
| 1 | 124 | Neutral | Bethesda (Calif.) | Dec. 27, 2023 | 124-74 |
| 2 | 121 | Home | Bethesda (Calif.) | Jan. 15, 2021 | 121-62 |
| 3 | 111 | Home | Park (Ariz.) | Feb. 21, 2023 | 111-38 |
| 4 | 110 | Home | Benedictine Mesa | Nov. 26, 2022 | 110-53 |
| 5 | 104 | Home | *Omaha | Dec. 13, 2015 | 104-108 |
| 6 | 103 | Away | *California Baptist | Feb. 8, 2020 | 103-98 |
| 7 | 101 | Home | San Diego Christian | Nov. 9, 2022 | 101-50 |
| 8 | 100 | Neutral | *Morgan State | Dec. 27, 2017 | 100-74 |
| 9 | 99 | Home | *Utah Valley | Jan. 16, 2016 | 99-88 |
| 10 | 98 | Home | Bethesda (Calif.) | Jan. 16, 2021 | 98-47 |

Biggest winning margins (D-I era)

| | | | | | |
|-----|----|---------|---------------------------|---------------|--------|
| 1 | 73 | Home | Park (Ariz.) | Feb. 21, 2023 | 111-38 |
| 2 | 59 | Home | Bethesda (Calif.) | Jan. 15, 2021 | 121-62 |
| 3 | 57 | Home | Benedictine Mesa | Nov. 26, 2022 | 110-53 |
| t-4 | 51 | Home | San Diego Christian | Nov. 9, 2022 | 101-50 |
| | 51 | Home | Bethesda (Calif.) | Jan. 16, 2021 | 98-47 |
| t-6 | 50 | Neutral | Bethesda (Calif.) | Dec. 27, 2023 | 124-74 |
| | 50 | Home | Western New Mexico | Nov. 16, 2013 | 91-41 |
| 8 | 47 | Home | *Mississippi Valley State | Dec. 4, 2021 | 91-44 |
| 9 | 42 | Home | *Delaware State | Nov. 10, 2018 | 89-47 |
| 10 | 40 | Home | *Arkansas-Pine Bluff | Dec. 22, 2016 | 89-49 |

* asterisks denote D-I opponents

Slowest opponent first scores (D-I era)

| | | | | | |
|----|-------|---------|---------------------------|----------------|---------|
| 1 | 11:58 | Home | *Mississippi Valley State | Nov. 23, 2015 | W 94-60 |
| 2 | 13:14 | Home | *Kansas City | Jan. 19, 2019 | W 78-50 |
| 3 | 13:19 | Away | *Chicago State | Feb. 16, 2019 | W 90-59 |
| 4 | 13:36 | Home | Bethesda (Calif.) | Jan. 31, 2017 | W 95-66 |
| 5 | 14:06 | Home | *Alcorn State | Nov. 29, 2022 | W 80-72 |
| 6 | 14:31 | Neutral | *Nevada | Dec. 9, 2018 | L 74-66 |
| 7 | 14:34 | Away | *Utah Valley | Jan. 15, 2015 | W 83-74 |
| 8 | 14:36 | Away | *Utah Valley | Jan. 27, 2018 | L 68-56 |
| 9 | 14:52 | Home | *Grambling State | Nov. 18, 2022 | W 81-48 |
| 10 | 15:20 | Neutral | *New Mexico State | March 16, 2019 | L 89-57 |

Biggest deficit in wins (D-I era)

| | | | | | | |
|-----|----|-------------------|---------|-----------------------|---------------|---------|
| 1 | 20 | 40-20, 4:02, 1st | Away | *CSU Bakersfield | Feb. 8, 2014 | W 79-70 |
| t-2 | 19 | 40-21, 17:43, 2nd | Home | *Montana State | Nov. 7, 2022 | W 60-54 |
| | 19 | 36-17, 2:06, 1st | Away | *UT Rio Grande Valley | Feb. 6, 2016 | W 64-58 |
| 4 | 17 | 23-6, 11:40, 1st | Away | *Liberty | Dec. 9, 2023 | W 69-64 |
| t-5 | 16 | 37-21, 1:29, 1st | Away | *Utah Tech | Jan. 6, 2024 | W 75-65 |
| | 16 | 20-4, 12:54, 1st | Neutral | *Kansas City | March 8, 2018 | W 77-74 |
| t-7 | 15 | 24-9, 11:14, 1st | Away | *Seattle U | Feb. 16, 2017 | W 61-58 |
| | 15 | 24-9, 5:01, 1st | Home | *Seattle U | Jan. 21, 2017 | W 83-78 |
| t-9 | 14 | 24-10, 11:02, 1st | Home | *Tarleton State | Jan. 13, 2024 | W 74-48 |
| | 14 | 21-7, 13:19, 1st | Away | *Southern Utah | March 1, 2023 | W 83-78 |

Results vs. AP top-25 opponents (D-I era)

| | | | | | |
|----|-----|---------|---------------------------|----------------|----------|
| 1 | #1 | Away | Kentucky | Nov. 14, 2014 | L 85-45 |
| 2 | #24 | Away | Louisville | Dec. 5, 2014 | L 111-63 |
| 3 | #1 | Away | Duke | Nov. 12, 2015 | L 96-61 |
| 4 | #14 | Home | Louisville | Dec. 3, 2015 | L 79-70 |
| 5 | #19 | Away | Arizona | Dec. 14, 2015 | L 64-54 |
| 6 | #9 | Neutral | Nevada | Dec. 9, 2018 | L 74-66 |
| 7 | #23 | Home | Arizona State | Dec. 13, 2020 | L 71-70 |
| 8 | #8 | Neutral | Iowa (NCAA Tournament) | March 20, 2021 | L 86-74 |
| 9 | #9 | Neutral | Gonzaga (NCAA Tournament) | March 17, 2023 | L 82-70 |
| 10 | #25 | Home | San Diego State | Dec. 5, 2023 | W 79-73 |

Game Records

| Record | Overall | Home | Away | Neutral |
|----------------|---------|------|------|---------|
| ALL GAMES | 18-2 | 10-0 | 5-1 | 3-1 |
| CONFERENCE | 8-1 | 4-0 | 4-1 | 0-0 |
| NON-CONFERENCE | 10-1 | 6-0 | 1-0 | 3-1 |

Score by Periods

| Team | 1st | 2nd | OT | TOT |
|--------------|-----|-----|----|------|
| Grand Canyon | 767 | 836 | 0 | 1603 |
| Opponents | 653 | 687 | 0 | 1340 |

Team Box Score

| No. | Player | | | | Total | | 3-Point | | F-Throw | | Rebounds | | | | | | | | | | | |
|-----------|----------------------------|-------|--------|------|----------|------|----------|-------|---------|-------|----------|-----|-----|------|-----|----|-----|-----|-----|-----|------|------|
| | | GP-GS | MIN | AVG | FG-FGA | FG% | 3FG-3FGA | 3FG% | FT-FTA | FT% | OFF | DEF | TOT | AVG | PF | DQ | A | TO | BLK | STL | PTS | AVG |
| 7 | GRANT-FOSTER, Tyon | 19-19 | 623:22 | 32.8 | 119-261 | .456 | 29-89 | .326 | 105-139 | .755 | 25 | 82 | 107 | 5.6 | 40 | 0 | 31 | 44 | 26 | 30 | 372 | 19.6 |
| 30 | MCGLOTHAN, Gabe | 19-19 | 624:56 | 32.9 | 96-171 | .561 | 32-72 | .444 | 57-76 | .750 | 41 | 105 | 146 | 7.7 | 57 | 3 | 27 | 32 | 18 | 21 | 281 | 14.8 |
| 0 | HARRISON, Ray | 19-19 | 618:48 | 32.6 | 79-200 | .395 | 18-66 | .273 | 79-97 | .814 | 8 | 46 | 54 | 2.8 | 40 | 0 | 70 | 47 | 5 | 20 | 255 | 13.4 |
| 8 | MOORE, Collin | 20-20 | 515:01 | 25.8 | 58-125 | .464 | 16-51 | .314 | 41-54 | .759 | 14 | 44 | 58 | 2.9 | 46 | 3 | 47 | 42 | 14 | 40 | 173 | 8.7 |
| 24 | BRENNAN, Duke | 20-20 | 435:34 | 21.8 | 54-95 | .568 | 0-1 | .000 | 26-47 | .553 | 49 | 80 | 129 | 6.5 | 61 | 3 | 7 | 26 | 16 | 13 | 134 | 6.7 |
| 10 | BLACKSHER JR., Jovan | 11-1 | 143:01 | 13.0 | 18-43 | .419 | 11-23 | .478 | 3-5 | .600 | 2 | 11 | 13 | 1.2 | 16 | 0 | 18 | 10 | 0 | 10 | 50 | 4.5 |
| 2 | CURRY, Sydney | 20-0 | 245:25 | 12.3 | 35-49 | .714 | 0-0 | .000 | 13-31 | .419 | 31 | 34 | 65 | 3.3 | 35 | 1 | 7 | 13 | 9 | 8 | 83 | 4.2 |
| 33 | SHAW, Isaiah | 20-0 | 208:04 | 10.4 | 24-58 | .414 | 14-40 | .350 | 17-21 | .810 | 1 | 22 | 23 | 1.2 | 22 | 0 | 5 | 10 | 5 | 3 | 79 | 4.0 |
| 22 | BAKER, Josh | 18-1 | 239:16 | 13.3 | 22-49 | .449 | 9-26 | .346 | 13-14 | .929 | 4 | 18 | 22 | 1.2 | 9 | 0 | 20 | 15 | 1 | 13 | 66 | 3.7 |
| 5 | WUR, Lok | 20-1 | 225:37 | 11.3 | 20-55 | .364 | 5-33 | .152 | 8-10 | .800 | 17 | 34 | 51 | 2.6 | 24 | 1 | 5 | 8 | 11 | 8 | 53 | 2.7 |
| 1 | XZAVIERRO, Derrick Michael | 8-0 | 39:55 | 5.0 | 8-13 | .615 | 2-6 | .333 | 0-0 | .000 | 6 | 17 | 23 | 2.9 | 3 | 0 | 3 | 1 | 2 | 0 | 18 | 2.3 |
| 21 | AMENHAUSER, Noah | 7-0 | 26:54 | 3.8 | 6-8 | .750 | 1-1 | 1.000 | 1-3 | .333 | 3 | 2 | 5 | 0.7 | 0 | 0 | 1 | 1 | 3 | 0 | 14 | 2.0 |
| 12 | JOSEPHS, Marquese | 8-0 | 33:02 | 4.1 | 6-8 | .750 | 0-0 | .000 | 4-4 | 1.000 | 2 | 1 | 3 | 0.4 | 0 | 0 | 3 | 2 | 2 | 0 | 16 | 2.0 |
| 6 | FLAGGS, Malcolm | 6-0 | 21:06 | 3.5 | 3-8 | .375 | 1-3 | .333 | 2-2 | 1.000 | 0 | 1 | 1 | 0.2 | 1 | 0 | 1 | 1 | 0 | 0 | 9 | 1.5 |
| Team | | | | | | | | | | | 37 | 38 | 75 | | | | | 8 | | | | |
| Total | | 20 | 4000 | | 548-1143 | .479 | 138-411 | .336 | 369-503 | .734 | 240 | 535 | 775 | 38.8 | 354 | 11 | 245 | 260 | 112 | 166 | 1603 | 80.2 |
| Opponents | | 20 | 4000 | | 476-1158 | .411 | 120-379 | .317 | 268-379 | .707 | 206 | 424 | 630 | 31.5 | 396 | 12 | 228 | 278 | 43 | 128 | 1340 | 67.0 |

Team Statistics

| | GCU | OPP |
|------------------------|-----------------|-----------------|
| Scoring | 1603 | 1340 |
| Points per game | 80.2 | 67.0 |
| Scoring margin | +13.2 | - |
| Field goals-att | 548-1143 | 476-1158 |
| Field goal pct | .479 | .411 |
| 3 point fg-att | 138-411 | 120-379 |
| 3-point FG pct | .336 | .317 |
| 3-pt FG made per game | 6.9 | 6.0 |
| Free throws-att | 369-503 | 268-379 |
| Free throw pct | .734 | .707 |
| F-Throws made per game | 18.5 | 13.4 |
| Rebounds | 775 | 630 |
| Rebounds per game | 38.8 | 31.5 |
| Rebounding margin | +7.3 | - |
| Assists | 245 | 228 |
| Assists per game | 12.3 | 11.4 |
| Turnovers | 260 | 278 |
| Turnovers per game | 13.0 | 13.9 |
| Turnover margin | +0.9 | - |
| Assist/turnover ratio | 0.9 | 0.8 |
| Steals | 166 | 128 |
| Steals per game | 8.3 | 6.4 |
| Blocks | 112 | 43 |
| Blocks per game | 5.6 | 2.2 |
| Winning streak | 1 | - |
| Home win streak | 10 | - |
| Attendance | 65021 | 13144 |
| Home games-Avg/Game | 10-6502 | 6-2191 |
| Neutral site-Avg/Game | - | 4-2699 |

Team Results

| Date | Opponent | | Score | Att. |
|------------|-------------------|---|--------|------|
| 11/06/2023 | Southeast Mo. St. | W | 88-67 | 7186 |
| 11/12/2023 | Northern Ariz. | W | 89-55 | 7118 |
| 11/17/2023 | vs San Francisco | W | 76-72 | 3214 |
| 11/19/2023 | vs South Carolina | L | 68-75 | 2589 |
| 11/25/2023 | North Dakota St. | W | 86-71 | 7208 |
| 11/29/2023 | at UTRGV | W | 79-69 | 1944 |
| 12/02/2023 | UT Arlington | W | 76-69 | 7214 |
| 12/05/2023 | San Diego St. | W | 79-73 | 7282 |
| 12/09/2023 | at Liberty | W | 69-64 | 4052 |
| 12/16/2023 | vs Portland | W | 91-63 | 4509 |
| 12/20/2023 | Sam Houston | W | 76-64 | 0 |
| 12/27/2023 | vs Bethesda (CA) | W | 124-74 | 483 |
| 12/30/2023 | Louisiana Tech | W | 73-70 | 7436 |
| 01/04/2024 | at Southern Utah | W | 96-75 | 1007 |
| 01/06/2024 | at Utah Tech | W | 75-65 | 1492 |
| 01/11/2024 | Abilene Christian | W | 74-64 | 7105 |
| 01/13/2024 | Tarleton St. | W | 74-48 | 7233 |
| 01/18/2024 | Utah Valley | W | 78-65 | 7239 |
| 01/20/2024 | at Seattle U | L | 79-86 | 1000 |
| 01/25/2024 | at SFA | W | 53-51 | 3649 |

Game Records

| Record | Overall | Home | Away | Neutral |
|----------------|---------|------|------|---------|
| ALL GAMES | 8-1 | 4-0 | 4-1 | 0-0 |
| CONFERENCE | 8-1 | 4-0 | 4-1 | 0-0 |
| NON-CONFERENCE | 0-0 | 0-0 | 0-0 | 0-0 |

Score by Periods

| Team | 1st | 2nd | OT | TOT |
|--------------|-----|-----|----|-----|
| Grand Canyon | 323 | 361 | 0 | 684 |
| Opponents | 298 | 294 | 0 | 592 |

Team Box Score

| No. | Player | | | | Total | | 3-Point | | F-Throw | | Rebounds | | | | | | | | | | | | |
|-----------|----------------------------|-------|--------|------|---------|-------|----------|------|---------|-------|----------|-----|-----|------|-----|----|----|-----|-----|-----|-----|------|--|
| | | GP-GS | MIN | AVG | FG-FGA | FG% | 3FG-3FGA | 3FG% | FT-FTA | FT% | OFF | DEF | TOT | AVG | PF | DQ | A | TO | BLK | STL | PTS | AVG | |
| 7 | GRANT-FOSTER, Tyon | 9-9 | 297:34 | 33.1 | 58-126 | .460 | 14-40 | .350 | 45-60 | .750 | 19 | 43 | 62 | 6.9 | 15 | 0 | 6 | 24 | 13 | 12 | 175 | 19.4 | |
| 30 | MCGLOTHAN, Gabe | 9-9 | 290:06 | 32.2 | 51-84 | .607 | 15-28 | .536 | 34-47 | .723 | 14 | 50 | 64 | 7.1 | 30 | 2 | 16 | 15 | 11 | 14 | 151 | 16.8 | |
| 0 | HARRISON, Ray | 9-9 | 285:38 | 31.7 | 34-86 | .395 | 8-28 | .286 | 34-43 | .791 | 2 | 11 | 13 | 1.4 | 21 | 0 | 30 | 21 | 4 | 13 | 110 | 12.2 | |
| 8 | MOORE, Collin | 9-9 | 224:03 | 24.9 | 19-45 | .422 | 3-19 | .158 | 21-29 | .724 | 7 | 13 | 20 | 2.2 | 22 | 2 | 23 | 24 | 6 | 19 | 62 | 6.9 | |
| 24 | BRENNAN, Duke | 9-9 | 207:34 | 23.1 | 20-39 | .513 | 0-0 | .000 | 9-20 | .450 | 21 | 42 | 63 | 7.0 | 31 | 2 | 4 | 13 | 5 | 3 | 49 | 5.4 | |
| 22 | BAKER, Josh | 9-0 | 120:06 | 13.3 | 11-25 | .440 | 6-13 | .462 | 11-12 | .917 | 1 | 7 | 8 | 0.9 | 4 | 0 | 6 | 5 | 0 | 3 | 39 | 4.3 | |
| 33 | SHAW, Isaiah | 9-0 | 75:34 | 8.4 | 7-21 | .333 | 3-16 | .188 | 12-15 | .800 | 1 | 12 | 13 | 1.4 | 7 | 0 | 2 | 10 | 2 | 1 | 29 | 3.2 | |
| 10 | BLACKSHER JR., Jovan | 7-0 | 82:35 | 11.8 | 7-19 | .368 | 4-11 | .364 | 3-4 | .750 | 0 | 9 | 9 | 1.3 | 11 | 0 | 8 | 6 | 0 | 6 | 21 | 3.0 | |
| 2 | CURRY, Sydney | 9-0 | 96:54 | 10.8 | 9-12 | .750 | 0-0 | .000 | 4-10 | .400 | 5 | 14 | 19 | 2.1 | 16 | 1 | 2 | 2 | 4 | 5 | 22 | 2.4 | |
| 5 | WUR, Lok | 9-0 | 105:09 | 11.7 | 7-19 | .368 | 0-9 | .000 | 4-4 | 1.000 | 6 | 17 | 23 | 2.6 | 9 | 0 | 1 | 5 | 7 | 3 | 18 | 2.0 | |
| 1 | XZAVIERRO, Derrick Michael | 3-0 | 05:04 | 1.7 | 2-3 | .667 | 0-0 | .000 | 0-0 | .000 | 2 | 3 | 5 | 1.7 | 1 | 0 | 0 | 0 | 0 | 0 | 4 | 1.3 | |
| 21 | AMENHAUSER, Noah | 2-0 | 01:37 | 0.8 | 1-1 | 1.000 | 0-0 | .000 | 0-0 | .000 | 0 | 0 | 0 | 0.0 | 0 | 0 | 0 | 0 | 0 | 0 | 2 | 1.0 | |
| 12 | JOSEPHS, Marquese | 3-0 | 05:04 | 1.7 | 1-3 | .333 | 0-0 | .000 | 0-0 | .000 | 1 | 0 | 1 | 0.3 | 0 | 0 | 0 | 0 | 1 | 0 | 2 | 0.7 | |
| 6 | FLAGGS, Malcolm | 3-0 | 03:01 | 1.0 | 0-1 | .000 | 0-0 | .000 | 0-0 | .000 | 0 | 0 | 0 | 0.0 | 0 | 0 | 0 | 0 | 0 | 0 | 0 | 0.0 | |
| Team | | | | | | | | | | | 20 | 15 | 35 | | | | | 5 | | | | | |
| Total | | 9 | 1800 | | 227-484 | .469 | 53-164 | .323 | 177-244 | .725 | 99 | 236 | 335 | 37.2 | 167 | 7 | 98 | 130 | 53 | 79 | 684 | 76.0 | |
| Opponents | | 9 | 1800 | | 201-506 | .397 | 47-155 | .303 | 143-196 | .730 | 95 | 195 | 290 | 32.2 | 195 | 6 | 97 | 133 | 20 | 52 | 592 | 65.8 | |

Team Statistics

| | GCU | OPP |
|------------------------|---------|---------|
| Scoring | 684 | 592 |
| Points per game | 76.0 | 65.8 |
| Scoring margin | +10.2 | - |
| Field goals-att | 227-484 | 201-506 |
| Field goal pct | .469 | .397 |
| 3 point fg-att | 53-164 | 47-155 |
| 3-point FG pct | .323 | .303 |
| 3-pt FG made per game | 5.9 | 5.2 |
| Free throws-att | 177-244 | 143-196 |
| Free throw pct | .725 | .730 |
| F-Throws made per game | 19.7 | 15.9 |
| Rebounds | 335 | 290 |
| Rebounds per game | 37.2 | 32.2 |
| Rebounding margin | +5.0 | - |
| Assists | 98 | 97 |
| Assists per game | 10.9 | 10.8 |
| Turnovers | 130 | 133 |
| Turnovers per game | 14.4 | 14.8 |
| Turnover margin | +0.3 | - |
| Assist/turnover ratio | 0.8 | 0.7 |
| Steals | 79 | 52 |
| Steals per game | 8.8 | 5.8 |
| Blocks | 53 | 20 |
| Blocks per game | 5.9 | 2.2 |
| Winning streak | 1 | - |
| Home win streak | 4 | - |
| Attendance | 28791 | 9092 |
| Home games-Avg/Game | 4-7198 | 5-1818 |
| Neutral site-Avg/Game | - | 0-0 |

Team Results

| Date | Opponent | | Score | Att. |
|------------|-------------------|---|-------|------|
| 11/29/2023 | at UTRGV | W | 79-69 | 1944 |
| 12/02/2023 | UT Arlington | W | 76-69 | 7214 |
| 01/04/2024 | at Southern Utah | W | 96-75 | 1007 |
| 01/06/2024 | at Utah Tech | W | 75-65 | 1492 |
| 01/11/2024 | Abilene Christian | W | 74-64 | 7105 |
| 01/13/2024 | Tarleton St. | W | 74-48 | 7233 |
| 01/18/2024 | Utah Valley | W | 78-65 | 7239 |
| 01/20/2024 | at Seattle U | L | 79-86 | 1000 |
| 01/25/2024 | at SFA | W | 53-51 | 3649 |

| | | | | Total | | 3-Pointers | | Free throws | | Rebounds | | | | | | | | | | | |
|-------------------|------------|--------|---|----------|------|------------|------|-------------|-------|----------|-----|-----|------|-----|-----|-----|-----|-----|------|------|--|
| Opponent | Date | Score | | FG-TOT | PCT | 3FG-3FGA | PCT | FT-FTA | PCT | OFF | DEF | TOT | AVG | PF | A | TO | BLK | STL | PTS | AVG | |
| Southeast Mo. St. | 11/06/2023 | 88-67 | W | 31-62 | .500 | 7-21 | .333 | 19-27 | .704 | 15 | 33 | 48 | 48.0 | 19 | 11 | 17 | 6 | 9 | 88 | 88.0 | |
| Northern Ariz. | 11/12/2023 | 89-55 | W | 31-55 | .564 | 6-17 | .353 | 21-28 | .750 | 10 | 31 | 41 | 44.5 | 15 | 10 | 13 | 5 | 10 | 89 | 88.5 | |
| vs San Francisco | 11/17/2023 | 76-72 | W | 21-53 | .396 | 6-24 | .250 | 28-38 | .737 | 16 | 27 | 43 | 44.0 | 19 | 8 | 16 | 5 | 10 | 76 | 84.3 | |
| vs South Carolina | 11/19/2023 | 68-75 | L | 20-51 | .392 | 5-16 | .313 | 23-27 | .852 | 11 | 19 | 30 | 40.5 | 21 | 7 | 13 | 1 | 3 | 68 | 80.3 | |
| North Dakota St. | 11/25/2023 | 86-71 | W | 34-69 | .493 | 5-12 | .417 | 13-20 | .650 | 14 | 22 | 36 | 39.6 | 15 | 12 | 4 | 7 | 6 | 86 | 81.4 | |
| at UTRGV | 11/29/2023 | 79-69 | W | 25-46 | .543 | 5-14 | .357 | 24-37 | .649 | 10 | 29 | 39 | 39.5 | 26 | 13 | 19 | 11 | 9 | 79 | 81.0 | |
| UT Arlington | 12/02/2023 | 76-69 | W | 21-56 | .375 | 6-23 | .261 | 28-36 | .778 | 17 | 20 | 37 | 39.1 | 15 | 8 | 14 | 2 | 12 | 76 | 80.3 | |
| San Diego St. | 12/05/2023 | 79-73 | W | 24-50 | .480 | 8-25 | .320 | 23-31 | .742 | 10 | 30 | 40 | 39.3 | 21 | 13 | 13 | 5 | 6 | 79 | 80.1 | |
| at Liberty | 12/09/2023 | 69-64 | W | 22-49 | .449 | 4-15 | .267 | 21-27 | .778 | 10 | 28 | 38 | 39.1 | 17 | 8 | 14 | 7 | 6 | 69 | 78.9 | |
| vs Portland | 12/16/2023 | 91-63 | W | 35-72 | .486 | 13-36 | .361 | 8-15 | .533 | 17 | 34 | 51 | 40.3 | 20 | 18 | 7 | 4 | 7 | 91 | 80.1 | |
| Sam Houston | 12/20/2023 | 76-64 | W | 26-56 | .464 | 7-25 | .280 | 17-23 | .739 | 10 | 27 | 37 | 40.0 | 16 | 16 | 13 | 3 | 10 | 76 | 79.7 | |
| vs Bethesda (CA) | 12/27/2023 | 124-74 | W | 53-88 | .602 | 13-36 | .361 | 5-7 | .714 | 17 | 32 | 49 | 40.8 | 9 | 31 | 9 | 11 | 13 | 124 | 83.4 | |
| Louisiana Tech | 12/30/2023 | 73-70 | W | 24-54 | .444 | 11-20 | .550 | 14-16 | .875 | 11 | 16 | 27 | 39.7 | 15 | 13 | 11 | 5 | 7 | 73 | 82.6 | |
| at Southern Utah | 01/04/2024 | 96-75 | W | 38-66 | .576 | 5-15 | .333 | 15-15 | 1.000 | 10 | 28 | 38 | 39.6 | 19 | 15 | 9 | 5 | 10 | 96 | 83.6 | |
| at Utah Tech | 01/06/2024 | 75-65 | W | 28-57 | .491 | 3-15 | .200 | 16-24 | .667 | 7 | 20 | 27 | 38.7 | 18 | 7 | 10 | 5 | 11 | 75 | 83.0 | |
| Abilene Christian | 01/11/2024 | 74-64 | W | 25-52 | .481 | 5-17 | .294 | 19-22 | .864 | 7 | 29 | 36 | 38.6 | 15 | 15 | 15 | 8 | 3 | 74 | 82.4 | |
| Tarleton St. | 01/13/2024 | 74-48 | W | 27-53 | .509 | 8-15 | .533 | 12-17 | .706 | 13 | 34 | 47 | 39.1 | 13 | 12 | 12 | 6 | 3 | 74 | 81.9 | |
| Utah Valley | 01/18/2024 | 78-65 | W | 27-51 | .529 | 9-19 | .474 | 15-26 | .577 | 9 | 31 | 40 | 39.1 | 22 | 15 | 21 | 7 | 14 | 78 | 81.7 | |
| at Seattle U | 01/20/2024 | 79-86 | L | 21-54 | .389 | 7-25 | .280 | 30-44 | .682 | 11 | 21 | 32 | 38.7 | 25 | 6 | 14 | 2 | 10 | 79 | 81.6 | |
| at SFA | 01/25/2024 | 53-51 | W | 15-49 | .306 | 5-21 | .238 | 18-23 | .783 | 15 | 24 | 39 | 38.8 | 14 | 7 | 16 | 7 | 7 | 53 | 80.2 | |
| Total | | 1603 | | 548-1143 | .479 | 138-411 | .336 | 369-503 | .734 | 240 | 535 | 775 | 38.8 | 354 | 245 | 260 | 112 | 166 | 1603 | 80.2 | |
| Opponents | | 1340 | | 476-1158 | .411 | 120-379 | .317 | 268-379 | .707 | 206 | 424 | 630 | 31.5 | 396 | 228 | 278 | 43 | 128 | 1340 | 67.0 | |

Grand Canyon Averages

| Games Played | Points/game | FG Pct | 3FG Pct | FT Pct | Rebounds/game | Assists/game | Turnovers/game | Assist/Turnover ratio | Steals/game | Blocks/game |
|--------------|-------------|--------|---------|--------|---------------|--------------|----------------|-----------------------|-------------|-------------|
| 20 | 80.2 | 47.9 | 33.6 | 73.4 | 38.8 | 12.3 | 13.0 | 0.9 | 8.3 | 5.6 |

| | | | | Total | | 3-Pointers | | Free throws | | Rebounds | | | | | | | | | | | |
|-------------------|------------|--------|---|----------|------|------------|------|-------------|------|----------|-----|-----|------|-----|-----|-----|-----|-----|------|------|--|
| Opponent | Date | Score | | FG-FGA | PCT | 3FG-3FGA | PCT | FT-FTA | PCT | OFF | DEF | TOT | AVG | PF | A | TO | BLK | STL | PTS | AVG | |
| Southeast Mo. St. | 11/06/2023 | 88-67 | W | 25-64 | .391 | 11-21 | .524 | 6-15 | .400 | 13 | 19 | 32 | 32.0 | 19 | 16 | 17 | 2 | 11 | 67 | 67.0 | |
| Northern Ariz. | 11/12/2023 | 89-55 | W | 22-56 | .393 | 5-18 | .278 | 6-11 | .545 | 5 | 19 | 24 | 28.0 | 21 | 13 | 16 | 2 | 6 | 55 | 61.0 | |
| vs San Francisco | 11/17/2023 | 76-72 | W | 26-65 | .400 | 7-23 | .304 | 13-17 | .765 | 14 | 22 | 36 | 30.7 | 24 | 14 | 14 | 2 | 11 | 72 | 64.7 | |
| vs South Carolina | 11/19/2023 | 68-75 | L | 27-50 | .540 | 7-17 | .412 | 14-16 | .875 | 4 | 19 | 23 | 28.8 | 24 | 18 | 10 | 1 | 3 | 75 | 67.3 | |
| North Dakota St. | 11/25/2023 | 86-71 | W | 25-54 | .463 | 5-16 | .313 | 16-22 | .727 | 11 | 24 | 35 | 30.0 | 16 | 6 | 15 | 3 | 2 | 71 | 68.0 | |
| at UTRGV | 11/29/2023 | 79-69 | W | 19-56 | .339 | 5-17 | .294 | 26-34 | .765 | 13 | 18 | 31 | 30.2 | 28 | 12 | 14 | 2 | 8 | 69 | 68.2 | |
| UT Arlington | 12/02/2023 | 76-69 | W | 24-52 | .462 | 6-15 | .400 | 15-18 | .833 | 9 | 20 | 29 | 30.0 | 30 | 9 | 20 | 2 | 6 | 69 | 68.3 | |
| San Diego St. | 12/05/2023 | 79-73 | W | 25-62 | .403 | 8-25 | .320 | 15-24 | .625 | 13 | 19 | 32 | 30.3 | 22 | 10 | 6 | 1 | 10 | 73 | 68.9 | |
| at Liberty | 12/09/2023 | 69-64 | W | 24-63 | .381 | 6-25 | .240 | 10-16 | .625 | 15 | 20 | 35 | 30.8 | 19 | 12 | 9 | 2 | 6 | 64 | 68.3 | |
| vs Portland | 12/16/2023 | 91-63 | W | 19-59 | .322 | 9-26 | .346 | 16-21 | .762 | 9 | 23 | 32 | 30.9 | 15 | 9 | 9 | 3 | 4 | 63 | 67.8 | |
| Sam Houston | 12/20/2023 | 76-64 | W | 23-55 | .418 | 3-17 | .176 | 15-19 | .789 | 7 | 25 | 32 | 31.0 | 17 | 9 | 16 | 4 | 8 | 64 | 67.5 | |
| vs Bethesda (CA) | 12/27/2023 | 124-74 | W | 31-74 | .419 | 6-22 | .273 | 6-7 | .857 | 11 | 20 | 31 | 31.0 | 11 | 11 | 17 | 2 | 7 | 74 | 68.0 | |
| Louisiana Tech | 12/30/2023 | 73-70 | W | 28-50 | .560 | 6-14 | .429 | 8-15 | .533 | 9 | 19 | 28 | 30.8 | 13 | 13 | 16 | 1 | 8 | 70 | 68.2 | |
| at Southern Utah | 01/04/2024 | 96-75 | W | 26-62 | .419 | 6-22 | .273 | 17-23 | .739 | 13 | 18 | 31 | 30.8 | 14 | 10 | 13 | 3 | 6 | 75 | 68.6 | |
| at Utah Tech | 01/06/2024 | 75-65 | W | 23-51 | .451 | 6-20 | .300 | 13-21 | .619 | 12 | 27 | 39 | 31.3 | 19 | 13 | 21 | 4 | 4 | 65 | 68.4 | |
| Abilene Christian | 01/11/2024 | 74-64 | W | 24-59 | .407 | 2-10 | .200 | 14-17 | .824 | 7 | 23 | 30 | 31.3 | 21 | 10 | 10 | 0 | 6 | 64 | 68.1 | |
| Tarleton St. | 01/13/2024 | 74-48 | W | 20-63 | .317 | 5-18 | .278 | 3-6 | .500 | 11 | 17 | 28 | 31.1 | 18 | 9 | 8 | 3 | 7 | 48 | 66.9 | |
| Utah Valley | 01/18/2024 | 78-65 | W | 20-56 | .357 | 4-14 | .286 | 21-30 | .700 | 11 | 22 | 33 | 31.2 | 21 | 6 | 16 | 2 | 10 | 65 | 66.8 | |
| at Seattle U | 01/20/2024 | 79-86 | L | 26-51 | .510 | 10-20 | .500 | 24-34 | .706 | 6 | 27 | 33 | 31.3 | 26 | 15 | 17 | 1 | 1 | 86 | 67.8 | |
| at SFA | 01/25/2024 | 53-51 | W | 19-56 | .339 | 3-19 | .158 | 10-13 | .769 | 13 | 23 | 36 | 31.5 | 18 | 13 | 14 | 3 | 4 | 51 | 67.0 | |
| Total | | 1340 | | 476-1158 | .411 | 120-379 | .317 | 268-379 | .707 | 206 | 424 | 630 | 31.5 | 396 | 228 | 278 | 43 | 128 | 1340 | 67.0 | |
| Grand Canyon | | 1603 | | 548-1143 | .479 | 138-411 | .336 | 369-503 | .734 | 240 | 535 | 775 | 38.8 | 354 | 245 | 260 | 112 | 166 | 1603 | 80.2 | |

Opponents Averages

| Games Played | Points/game | FG Pct | 3FG Pct | FT Pct | Rebounds/game | Assists/game | Turnovers/game | Assist/Turnover ratio | Steals/game | Blocks/game |
|--------------|-------------|--------|---------|--------|---------------|--------------|----------------|-----------------------|-------------|-------------|
| 20 | 67.0 | 41.1 | 31.7 | 70.7 | 31.5 | 11.4 | 13.9 | 0.8 | 6.4 | 2.2 |

Summary

| Player | Season Statistics | | | | | | | | | | Career Statistics | | | | | | | | | |
|----------------------------|-------------------|-------|------|-------|-------|-----|-----|-----|-----|-------|-------------------|-------|------|-------|-------|-----|-----|-----|-----|-------|
| | GP-GS | MIN/G | FG% | 3FG% | FT% | R/G | A/G | STL | BLK | PTS/G | GP-GS | MIN/G | FG% | 3FG% | FT% | R/G | A/G | STL | BLK | PTS/G |
| AMENHAUSER, Noah | 7-0 | 3.8 | .750 | 1.000 | .333 | 0.7 | 0.1 | 0 | 3 | 2.0 | 7-0 | 3.8 | .750 | 1.000 | .333 | 0.7 | 0.1 | 0 | 3 | 2.0 |
| BAKER, Josh | 18-1 | 13.3 | .449 | .346 | .929 | 1.2 | 1.1 | 13 | 1 | 3.7 | 74-29 | 17.6 | .389 | .328 | .835 | 1.7 | 1.7 | 41 | 11 | 4.6 |
| BLACKSHER JR., Jovan | 11-1 | 13.0 | .419 | .478 | .600 | 1.2 | 1.6 | 10 | 0 | 4.5 | 108-98 | 30.7 | .414 | .339 | .761 | 3.5 | 3.8 | 167 | 8 | 11.8 |
| BRENNAN, Duke | 20-20 | 21.8 | .568 | .000 | .553 | 6.5 | 0.4 | 13 | 16 | 6.7 | 56-21 | 13.6 | .550 | .000 | .591 | 3.8 | 0.2 | 20 | 34 | 3.9 |
| CURRY, Sydney | 20-0 | 12.3 | .714 | .000 | .419 | 3.3 | 0.4 | 8 | 9 | 4.2 | 80-37 | 14.9 | .623 | .000 | .489 | 4.1 | 0.5 | 19 | 21 | 5.5 |
| FLAGGS, Malcolm | 6-0 | 3.5 | .375 | .333 | 1.000 | 0.2 | 0.2 | 0 | 0 | 1.5 | 6-0 | 3.5 | .375 | .333 | 1.000 | 0.2 | 0.2 | 0 | 0 | 1.5 |
| GRANT-FOSTER, Tyon | 19-19 | 32.8 | .456 | .326 | .755 | 5.6 | 1.6 | 30 | 26 | 19.6 | 42-20 | 19.4 | .443 | .289 | .728 | 3.8 | 0.9 | 37 | 35 | 10.7 |
| HARRISON, Ray | 19-19 | 32.6 | .395 | .273 | .814 | 2.8 | 3.7 | 20 | 5 | 13.4 | 107-107 | 33.7 | .399 | .293 | .800 | 4.1 | 3.2 | 107 | 25 | 16.7 |
| JOSEPHS, Marquese | 8-0 | 4.1 | .750 | .000 | 1.000 | 0.4 | 0.4 | 0 | 2 | 2.0 | 8-0 | 4.1 | .750 | .000 | 1.000 | 0.4 | 0.4 | 0 | 2 | 2.0 |
| MCGLOTHAN, Gabe | 19-19 | 32.9 | .561 | .444 | .750 | 7.7 | 1.4 | 21 | 18 | 14.8 | 141-96 | 25.2 | .502 | .360 | .707 | 6.7 | 0.9 | 89 | 78 | 10.0 |
| MOORE, Collin | 20-20 | 25.8 | .464 | .314 | .759 | 2.9 | 2.4 | 40 | 14 | 8.7 | 72-33 | 18.9 | .442 | .305 | .719 | 2.6 | 1.3 | 98 | 36 | 6.7 |
| SHAW, Isaiah | 20-0 | 10.4 | .414 | .350 | .810 | 1.2 | 0.3 | 3 | 5 | 4.0 | 27-0 | 10.1 | .422 | .396 | .792 | 1.3 | 0.3 | 5 | 5 | 4.1 |
| WUR, Lok | 20-1 | 11.3 | .364 | .152 | .800 | 2.6 | 0.3 | 8 | 11 | 2.7 | 71-4 | 9.0 | .370 | .237 | .750 | 1.9 | 0.2 | 12 | 26 | 2.2 |
| XZAVIERRO, Derrick Michael | 8-0 | 5.0 | .615 | .333 | .000 | 2.9 | 0.4 | 0 | 2 | 2.3 | 8-0 | 5.0 | .615 | .333 | .000 | 2.9 | 0.4 | 0 | 2 | 2.3 |

Scoring

| Player | Season Statistics | | | | | | | | | Career Statistics | | | | | | | | |
|----------------------------|-------------------|------|----------|-------|---------|-------|-----|-------|--|-------------------|------|----------|-------|---------|-------|------|-------|--|
| | FG-FGA | FG% | 3FG-3FGA | 3FG% | FT-FTA | FT% | PTS | PTS/G | | FG-FGA | FG% | 3FG-3FGA | 3FG% | FT-FTA | FT% | PTS | PTS/G | |
| AMENHAUSER, Noah | 6-8 | .750 | 1-1 | 1.000 | 1-3 | .333 | 14 | 2.0 | | 6-8 | .750 | 1-1 | 1.000 | 1-3 | .333 | 14 | 2.0 | |
| BAKER, Josh | 22-49 | .449 | 9-26 | .346 | 13-14 | .929 | 66 | 3.7 | | 110-283 | .389 | 57-174 | .328 | 66-79 | .835 | 343 | 4.6 | |
| BLACKSHER JR., Jovan | 18-43 | .419 | 11-23 | .478 | 3-5 | .600 | 50 | 4.5 | | 460-1111 | .414 | 136-401 | .339 | 223-293 | .761 | 1279 | 11.8 | |
| BRENNAN, Duke | 54-95 | .568 | 0-1 | .000 | 26-47 | .553 | 134 | 6.7 | | 82-149 | .550 | 0-1 | .000 | 55-93 | .591 | 219 | 3.9 | |
| CURRY, Sydney | 35-49 | .714 | 0-0 | .000 | 13-31 | .419 | 83 | 4.2 | | 187-300 | .623 | 0-0 | .000 | 64-131 | .489 | 438 | 5.5 | |
| FLAGGS, Malcolm | 3-8 | .375 | 1-3 | .333 | 2-2 | 1.000 | 9 | 1.5 | | 3-8 | .375 | 1-3 | .333 | 2-2 | 1.000 | 9 | 1.5 | |
| GRANT-FOSTER, Tyon | 119-261 | .456 | 29-89 | .326 | 105-139 | .755 | 372 | 19.6 | | 149-336 | .443 | 33-114 | .289 | 118-162 | .728 | 449 | 10.7 | |
| HARRISON, Ray | 79-200 | .395 | 18-66 | .273 | 79-97 | .814 | 255 | 13.4 | | 582-1459 | .399 | 162-553 | .293 | 460-575 | .800 | 1786 | 16.7 | |
| JOSEPHS, Marquese | 6-8 | .750 | 0-0 | .000 | 4-4 | 1.000 | 16 | 2.0 | | 6-8 | .750 | 0-0 | .000 | 4-4 | 1.000 | 16 | 2.0 | |
| MCGLOTHAN, Gabe | 96-171 | .561 | 32-72 | .444 | 57-76 | .750 | 281 | 14.8 | | 512-1019 | .502 | 131-364 | .360 | 253-358 | .707 | 1408 | 10.0 | |
| MOORE, Collin | 58-125 | .464 | 16-51 | .314 | 41-54 | .759 | 173 | 8.7 | | 160-362 | .442 | 50-164 | .305 | 110-153 | .719 | 480 | 6.7 | |
| SHAW, Isaiah | 24-58 | .414 | 14-40 | .350 | 17-21 | .810 | 79 | 4.0 | | 35-83 | .422 | 21-53 | .396 | 19-24 | .792 | 110 | 4.1 | |
| WUR, Lok | 20-55 | .364 | 5-33 | .152 | 8-10 | .800 | 53 | 2.7 | | 51-138 | .370 | 18-76 | .237 | 33-44 | .750 | 153 | 2.2 | |
| XZAVIERRO, Derrick Michael | 8-13 | .615 | 2-6 | .333 | 0-0 | .000 | 18 | 2.3 | | 8-13 | .615 | 2-6 | .333 | 0-0 | .000 | 18 | 2.3 | |

Totals

| Player | Season Statistics | | | | | | | | | Career Statistics | | | | | | | | |
|----------------------------|-------------------|-------|-------|----|----|----|----|------|--|-------------------|-------|-------|-----|----|-----|-----|------|--|
| | O-REB | D-REB | TOTAL | PF | FO | A | TO | A/TO | | O-REB | D-REB | TOTAL | PF | FO | A | TO | A/TO | |
| AMENHAUSER, Noah | 3 | 2 | 5 | 0 | 0 | 1 | 1 | 1.0 | | 3 | 2 | 5 | 0 | 0 | 1 | 1 | 1.0 | |
| BAKER, Josh | 4 | 18 | 22 | 9 | 0 | 20 | 15 | 1.3 | | 18 | 107 | 125 | 91 | 0 | 124 | 78 | 1.6 | |
| BLACKSHER JR., Jovan | 2 | 11 | 13 | 16 | 0 | 18 | 10 | 1.8 | | 49 | 332 | 381 | 214 | 7 | 410 | 205 | 2.0 | |
| BRENNAN, Duke | 49 | 80 | 129 | 61 | 3 | 7 | 26 | 0.3 | | 93 | 118 | 211 | 124 | 3 | 12 | 41 | 0.3 | |
| CURRY, Sydney | 31 | 34 | 65 | 35 | 1 | 7 | 13 | 0.5 | | 123 | 203 | 326 | 162 | 3 | 37 | 81 | 0.5 | |
| FLAGGS, Malcolm | 0 | 1 | 1 | 1 | 0 | 1 | 1 | 1.0 | | 0 | 1 | 1 | 1 | 0 | 1 | 1 | 1.0 | |
| GRANT-FOSTER, Tyon | 25 | 82 | 107 | 40 | 0 | 31 | 44 | 0.7 | | 40 | 118 | 158 | 61 | 0 | 36 | 60 | 0.6 | |
| HARRISON, Ray | 8 | 46 | 54 | 40 | 0 | 70 | 47 | 1.5 | | 85 | 349 | 434 | 205 | 2 | 344 | 261 | 1.3 | |
| JOSEPHS, Marquese | 2 | 1 | 3 | 0 | 0 | 3 | 2 | 1.5 | | 2 | 1 | 3 | 0 | 0 | 3 | 2 | 1.5 | |
| MCGLOTHAN, Gabe | 41 | 105 | 146 | 57 | 3 | 27 | 32 | 0.8 | | 283 | 662 | 945 | 394 | 12 | 124 | 204 | 0.6 | |
| MOORE, Collin | 14 | 44 | 58 | 46 | 3 | 47 | 42 | 1.1 | | 43 | 144 | 187 | 124 | 4 | 90 | 100 | 0.9 | |
| SHAW, Isaiah | 1 | 22 | 23 | 22 | 0 | 5 | 10 | 0.5 | | 7 | 27 | 34 | 26 | 0 | 9 | 13 | 0.7 | |
| WUR, Lok | 17 | 34 | 51 | 24 | 1 | 5 | 8 | 0.6 | | 43 | 90 | 133 | 63 | 1 | 15 | 25 | 0.6 | |
| XZAVIERRO, Derrick Michael | 6 | 17 | 23 | 3 | 0 | 3 | 1 | 3.0 | | 6 | 17 | 23 | 3 | 0 | 3 | 1 | 3.0 | |



0

RAY HARRISON

GUARD • JUNIOR • 6-4 • 195

GREENVILLE, S.C.

LEGACY EARLY COLLEGE

PRESBYTERIAN COLLEGE ('20-22)

CURRENT STATS

| | | | | | |
|------|-----|-----|------|------|------|
| 13.4 | 2.8 | 3.7 | 39.5 | 81.4 | 27.3 |
| PPG | RPG | APG | FG% | FT% | 3P% |

TRACKING

| | Season | Career |
|--------------------|--------|--------|
| 10+ points | 15 | 90 |
| 10+ rebounds | 0 | 2 |
| 5+ assists | 8 | 26 |
| Double-doubles | 0 | 2 |
| Led team in points | 3 | 57 |

CAREER HIGHS

| POINTS | REBS | ASSISTS | 3-PT M |
|------------------------------------|--|-------------------------------------|--|
| 38 | 13 | 8 | 7 |
| vs. Utah Tech Jan. 18, 2023 | vs. Charleston S. Feb. 22, 2021 | vs. Southern Utah March 11, 2022 | vs. Utah Tech Nov. 26, 2021 |
| FT M | STEALS | BLOCKS | MINUTES |
| 13 | 4 | 3 | 50 |
| vs. Charleston S. Feb. 22, 2021 | 2 times, last: at Utah Tech Jan. 6, 2024 | at UTRGV Nov. 29, 2023 | at UNC Asheville Feb. 26, 2022 |
| 1st Half | | 2nd Half | |
| POINTS | 21, vs. Grambling State Nov. 18, 2022 | | 19, (3x) last vs. UT Jan. 18, 2023 |
| REB. | 6, (3x) last vs. USC Ups. Feb. 16, 2022 | | 7, vs. Charleston So. Feb. 22, 2021 |

PURPLE

shading denotes a career high set this season

SEASON HIGHS

| POINTS | REBS | ASSISTS | 3-PT M |
|------------------------------------|-------------------------------------|---------------------------------------|---|
| 24 | 8 | 6 | 4 |
| vs. San Francisco Nov. 17, 2023 | vs. San Diego State Dec. 5, 2023 | vs. North Dakota St. Nov. 25, 2023 | vs. Louisiana Tech Dec. 30, 2023 |
| FT M | STEALS | BLOCKS | MINUTES |
| 11 | 4 | 3 | 37 |
| vs. San Francisco Nov. 17, 2023 | at Utah Tech Jan. 6, 2024 | at UTRGV Nov. 29, 2023 | 5 times, last: at SFA Jan. 25, 2024 |

NOTES

THIS SEASON

- » **MARCH TO 2,000:** Needs 214 points to join club of less than 700 all-time D-I players to score 2,000 career points.
- » **'SHARE THE SUGAR':** After Nov. 17 USF win: "I know I got a lot of talented guys around me and I love sharing the sugar. I've never been somebody who want I want it all to be about me. That's not me. It put a big smile on my face to see these guys come to this program."
- » **PRESEASON RECOGNITION:** Named the WAC Preseason Player of the Year by the conference's head coaches.

OTHER NOTES

- » **WAC TOURNEY:** Recorded 80 points, 21 rebounds and 23 assists in GCU's tournament run, the first D-I player to post 80/20/20 in a conference tournament since Kemba Walker in 2011. Harrison was named Most Outstanding Player.
- » **38!:** Matched GCU's No. 2 single-game scoring mark in its D-I era with 38-point outburst vs. Utah Tech on Jan. 18, 2023.
- » **SINGLE-SEASON BEST:** Holds GCU's D-I single-season scoring record with 640 points, besting DeWayne Russell's 593 from the 2015-16 season. Harrison broke the mark in a 31-point outburst in the WAC Tournament Championship game.
- » **AWARDS BEFORE GCU:** Won 2021 Big South Freshman of the Year and was named to two All-Big South second teams.

GAME LOG

| Opponent | Date | GS | Min | FG | SHOOTING | | | FT | REBOUNDING | | | | | | | | | |
|-------------------------|---------|----|-----|------|----------|-----|-------|-------|------------------------|---|---|---|-----|---|----|-----|-----|-----|
| | | | | | 3PT | | | | O | D | T | A | PF | A | TO | BLK | STL | PTS |
| SE Missouri State | Nov. 6 | * | 28 | 1-9 | .111 | 0-2 | .000 | 1-3 | .333 | 2 | 3 | 5 | 5.0 | 1 | 5 | 3 | 0 | 3 |
| Northern Arizona | Nov. 12 | * | 26 | 5-10 | .500 | 0-2 | .000 | 2-2 | 1.000 | 0 | 2 | 2 | 3.5 | 1 | 2 | 4 | 0 | 12 |
| vs. San Francisco | Nov. 17 | * | 37 | 6-14 | .429 | 1-6 | .167 | 11-13 | .846 | 1 | 4 | 5 | 4.0 | 3 | 5 | 4 | 0 | 24 |
| vs. South Carolina | Nov. 19 | * | 37 | 4-13 | .308 | 0-2 | .000 | 4-4 | 1.000 | 0 | 3 | 3 | 3.8 | 2 | 3 | 1 | 0 | 12 |
| North Dakota State | Nov. 25 | * | 35 | 6-13 | .462 | 0-1 | .000 | 6-8 | .750 | 1 | 3 | 4 | 3.8 | 2 | 6 | 0 | 0 | 18 |
| at UT Rio Grande Valley | Nov. 29 | * | 36 | 7-15 | .467 | 2-6 | .333 | 5-6 | .833 | 0 | 0 | 0 | 3.2 | 3 | 5 | 4 | 3 | 21 |
| UT Arlington | Dec. 2 | * | 34 | 3-11 | .273 | 1-4 | .250 | 4-5 | .800 | 0 | 3 | 3 | 3.1 | 3 | 2 | 1 | 0 | 11 |
| San Diego State | Dec. 5 | * | 34 | 6-11 | .545 | 2-6 | .333 | 9-10 | .900 | 0 | 8 | 8 | 3.8 | 3 | 1 | 3 | 0 | 23 |
| at Liberty | Dec. 9 | * | 36 | 4-13 | .308 | 1-3 | .333 | 10-10 | 1.000 | 1 | 2 | 3 | 3.7 | 1 | 3 | 4 | 0 | 19 |
| vs. Portland | Dec. 16 | * | 29 | 4-8 | .500 | 2-5 | .400 | 1-1 | 1.000 | 0 | 6 | 6 | 3.9 | 2 | 5 | 2 | 0 | 11 |
| Sam Houston | Dec. 20 | * | 34 | 0-6 | .000 | 0-4 | .000 | 1-3 | .333 | 0 | 3 | 3 | 3.8 | 3 | 5 | 3 | 0 | 1 |
| vs. Bethesda | Dec. 27 | | | | | | | | DNP - coach's decision | | | | | | | | | |
| Louisiana Tech | Dec. 30 | * | 37 | 9-17 | .529 | 4-7 | .571 | 0-0 | .000 | 1 | 1 | 2 | 3.7 | 1 | 5 | 2 | 1 | 22 |
| at Southern Utah | Jan. 4 | * | 26 | 4-9 | .444 | 0-2 | .000 | 4-4 | 1.000 | 0 | 1 | 1 | 3.5 | 3 | 5 | 1 | 0 | 12 |
| at Utah Tech | Jan. 6 | * | 37 | 3-10 | .300 | 1-4 | .250 | 9-13 | .692 | 0 | 0 | 0 | 3.2 | 3 | 2 | 4 | 0 | 16 |
| Abilene Christian | Jan. 11 | * | 33 | 4-10 | .400 | 2-3 | .667 | 0-1 | .000 | 0 | 3 | 3 | 3.2 | 3 | 4 | 2 | 0 | 10 |
| Tarleton State | Jan. 13 | * | 27 | 4-6 | .667 | 1-1 | 1.000 | 0-0 | .000 | 0 | 2 | 2 | 3.1 | 0 | 2 | 2 | 0 | 9 |
| Utah Valley | Jan. 18 | * | 27 | 2-7 | .286 | 1-2 | .500 | 0-0 | .000 | 0 | 1 | 1 | 3.0 | 2 | 3 | 0 | 0 | 5 |
| at Seattle U | Jan. 20 | * | 28 | 3-9 | .333 | 0-3 | .000 | 5-6 | .833 | 1 | 1 | 2 | 2.9 | 4 | 2 | 4 | 0 | 11 |
| at Stephen F. Austin | Jan. 25 | * | 37 | 4-9 | .444 | 0-3 | .000 | 7-8 | .875 | 1 | 0 | 1 | 2.8 | 0 | 4 | 3 | 1 | 15 |

CAREER STATS

(SHADING DENOTES PREVIOUS SCHOOLS)

| Year | GP | GS | MIN | MPG | FG | FGA | PCT | 3PM | 3PA | 3PCT | FT | FTA | PCT | OFF | DEF | TOT | AVG | PF | AST | APG | TO | BLK | STL | PTS | PPG |
|---------------|-----|-----|------|------|-----|------|------|-----|-----|------|-----|-----|------|-----|-----|-----|-----|-----|-----|-----|-----|-----|-----|------|------|
| 2020-21 (Fr.) | 20 | 20 | 693 | 34.7 | 116 | 297 | 39.1 | 41 | 117 | 35.0 | 72 | 90 | 80.0 | 28 | 84 | 112 | 5.6 | 36 | 50 | 2.5 | 53 | 7 | 28 | 345 | 17.3 |
| 2021-22 (Fr.) | 32 | 32 | 1134 | 35.4 | 181 | 496 | 36.5 | 53 | 218 | 24.3 | 131 | 154 | 85.1 | 26 | 99 | 125 | 3.9 | 55 | 96 | 3.0 | 75 | 6 | 35 | 546 | 17.1 |
| 2022-23 (So.) | 36 | 36 | 1156 | 32.1 | 206 | 466 | 44.2 | 50 | 152 | 32.9 | 178 | 234 | 76.1 | 23 | 120 | 143 | 4.0 | 74 | 128 | 3.6 | 86 | 7 | 24 | 640 | 17.8 |
| 2023-24 (Jr.) | 19 | 19 | 618 | 32.5 | 79 | 200 | 39.5 | 18 | 66 | 27.3 | 79 | 97 | 81.4 | 8 | 46 | 54 | 2.8 | 40 | 70 | 3.7 | 47 | 5 | 20 | 255 | 13.4 |
| Total | 107 | 107 | 3601 | 33.7 | 582 | 1459 | 39.9 | 162 | 553 | 29.3 | 460 | 575 | 80.0 | 85 | 349 | 434 | 4.1 | 205 | 344 | 3.2 | 261 | 25 | 107 | 1786 | 16.7 |



1

DERRICK MICHAEL

XZAVIERRO

FORWARD • RS-FRESHMAN • 6-10 • 235

JAKARTA, INDONESIA

NBA GLOBAL ACADEMY

CURRENT STATS

| | | | | | |
|-----|-----|-----|------|-----|------|
| 2.3 | 2.9 | 0.4 | 61.5 | 0.0 | 33.3 |
| PPG | RPG | APG | FG% | FT% | 3P% |

| TRACKING | Season | Career |
|--------------------|--------|--------|
| 10+ points | 1 | 1 |
| 10+ rebounds | 1 | 1 |
| 5+ assists | 0 | 0 |
| Double-doubles | 1 | 1 |
| Led team in points | 0 | 0 |

CAREER HIGHS

| POINTS | REBS | ASSISTS | 3-PT M |
|-------------------------------|----------------------------------|---|-------------------------------|
| 12 | 11 | 3 | 2 |
| vs. Bethesda Dec. 27, 2023 | vs. Bethesda Dec. 27, 2023 | vs. Bethesda Dec. 27, 2023 | vs. Bethesda Dec. 27, 2023 |
| FT M | STEALS | BLOCKS | MINUTES |
| -- | -- | 1 | 25 |
| -- | -- | 2 times, last: vs. Bethesda Dec. 27, 2023 | vs. Bethesda Dec. 27, 2023 |
| 1st Half | | 2nd Half | |
| POINTS | 8, vs. Bethesda Dec. 27, 2023 | 4, vs. Bethesda Dec. 27, 2023 | |
| REB. | 4, vs. Bethesda Dec. 27, 2023 | 7, vs. Bethesda Dec. 27, 2023 | |

PURPLE

shading denotes a career high set this season

SEASON HIGHS

| POINTS | REBS | ASSISTS | 3-PT M |
|-------------------------------|-------------------------------|---|-------------------------------|
| 12 | 11 | 3 | 2 |
| vs. Bethesda Dec. 27, 2023 | vs. Bethesda Dec. 27, 2023 | vs. Bethesda Dec. 27, 2023 | vs. Bethesda Dec. 27, 2023 |
| FT M | STEALS | BLOCKS | MINUTES |
| -- | -- | 1 | 25 |
| -- | -- | 2 times, last: vs. Bethesda Dec. 27, 2023 | vs. Bethesda Dec. 27, 2023 |

NOTES

THIS SEASON

- » **DOUBLE-DOUBLE:** Logged first career double-double with 12 points and 11 rebounds in win over Bethesda on Dec. 27.
- » **RETURN FROM MEDICAL ISSUE:** Was already planning to redshirt 2022-23 season, but also experienced serious medical issue when he had a collapsed lung, leading to a seven-week, two-surgery hospital ordeal that stumped doctors and led to 40 pounds of weight loss.

OTHER NOTES

- » **NATION'S FIRST:** With GCU signing, becomes Indonesia's first Division I basketball scholarship player. "I'm thankful because everyone supports me to be here. It's amazing to be the first one. I hope I will be motivating for more young boys come to be a D-I player."
- » **NBA GLOBAL ACADEMY:** Made the move to Australia and the Centre of Excellence at the Australian Institute of Sport where he was immersed in year-round development designed for the top international prospects. More than 70 players have earned Division I basketball scholarships after being at the NBA Academy, where players are trained by former professional and college coaches.
- » **INTERNATIONAL STAR:** Has appeared on Indonesian television due to height and basketball skill. Has over 135,000 followers on Instagram (@derrickmichael_).

GAME LOG

| Opponent | Date | GS | Min | FG | SHOOTING | | | FT | REBOUNDING | | | | | | | | | | |
|-------------------------|---------|----|-----|-------|----------|------|-----|------------------------|------------|---|----|-----|----|---|----|-----|-----|-----|-----|
| | | | | | 3PT | | | | O | D | T | A | PF | A | TO | BLK | STL | PTS | AVG |
| SE Missouri State | Nov. 6 | 4 | 1-1 | 1.000 | 0-0 | .000 | 0-0 | .000 | 1 | 1 | 2 | 2.0 | 0 | 0 | 0 | 0 | 0 | 2 | 2.0 |
| Northern Arizona | Nov. 12 | 3 | 0-0 | .000 | 0-0 | .000 | 0-0 | .000 | 0 | 2 | 2 | 2.0 | 0 | 0 | 0 | 0 | 0 | 0 | 1.0 |
| vs. San Francisco | Nov. 17 | | | | | | | DNP - coach's decision | | | | | | | | | | | |
| vs. South Carolina | Nov. 19 | | | | | | | DNP - coach's decision | | | | | | | | | | | |
| North Dakota State | Nov. 25 | | | | | | | DNP - coach's decision | | | | | | | | | | | |
| at UT Rio Grande Valley | Nov. 29 | | | | | | | DNP - coach's decision | | | | | | | | | | | |
| UT Arlington | Dec. 2 | | | | | | | DNP - coach's decision | | | | | | | | | | | |
| San Diego State | Dec. 5 | | | | | | | DNP - coach's decision | | | | | | | | | | | |
| at Liberty | Dec. 9 | | | | | | | DNP - coach's decision | | | | | | | | | | | |
| vs. Portland | Dec. 16 | 3 | 0-1 | .000 | 0-1 | .000 | 0-0 | .000 | 0 | 2 | 2 | 2.0 | 1 | 0 | 0 | 1 | 0 | 0 | 0.7 |
| Sam Houston | Dec. 20 | 0 | 0-0 | .000 | 0-0 | .000 | 0-0 | .000 | 0 | 1 | 1 | 1.8 | 0 | 0 | 0 | 0 | 0 | 0 | 0.5 |
| vs. Bethesda | Dec. 27 | 25 | 5-8 | .625 | 2-5 | .400 | 0-0 | .000 | 3 | 8 | 11 | 3.6 | 1 | 3 | 1 | 1 | 0 | 12 | 2.8 |
| Louisiana Tech | Dec. 30 | | | | | | | DNP - coach's decision | | | | | | | | | | | |
| at Southern Utah | Jan. 4 | 2 | 1-1 | 1.000 | 0-0 | .000 | 0-0 | .000 | 0 | 0 | 0 | 3.0 | 0 | 0 | 0 | 0 | 0 | 2 | 2.7 |
| at Utah Tech | Jan. 6 | | | | | | | DNP - coach's decision | | | | | | | | | | | |
| Abilene Christian | Jan. 11 | | | | | | | DNP - coach's decision | | | | | | | | | | | |
| Tarleton State | Jan. 13 | 2 | 1-2 | .500 | 0-0 | .000 | 0-0 | .000 | 2 | 1 | 3 | 3.0 | 1 | 0 | 0 | 0 | 0 | 2 | 2.6 |
| Utah Valley | Jan. 18 | 1 | 0-0 | .000 | 0-0 | .000 | 0-0 | .000 | 0 | 2 | 2 | 2.9 | 0 | 0 | 0 | 0 | 0 | 0 | 2.3 |
| at Seattle U | Jan. 20 | | | | | | | DNP - coach's decision | | | | | | | | | | | |
| at Stephen F. Austin | Jan. 25 | | | | | | | DNP - coach's decision | | | | | | | | | | | |

CAREER STATS

| Year | GP | GS | MIN | MPG | FG | FGA | PCT | 3PM | 3PA | 3PCT | FT | FTA | PCT | OFF | DEF | TOT | AVG | PF | AST | APG | TO | BLK | STL | PTS | PPG |
|---------------|----|----|-----|-----|----|-----|------|-----|-----|------|----|-----|-----|-----|-----|-----|-----|----|-----|-----|----|-----|-----|-----|-----|
| 2023-24 (Fr.) | 8 | 0 | 40 | 5.0 | 8 | 13 | 61.5 | 2 | 6 | 33.3 | 0 | 0 | 0.0 | 6 | 17 | 23 | 2.9 | 3 | 3 | 0.4 | 1 | 2 | 0 | 18 | 2.3 |
| Total | 8 | 0 | 40 | 5.0 | 8 | 13 | 61.5 | 2 | 6 | 33.3 | 0 | 0 | 0.0 | 6 | 17 | 23 | 2.9 | 3 | 3 | 0.4 | 1 | 2 | 0 | 18 | 2.3 |



2 **SYDNEY**
CURRY

FORWARD • SENIOR • 6-8 • 270
FORT WAYNE, IND.
NORTHROP HS
JOHN A. LOGAN COLLEGE / LOUISVILLE



CURRENT STATS

| | | | | | |
|------------|------------|------------|-------------|-------------|------------|
| 4.2 | 3.3 | 0.4 | 71.4 | 41.9 | 0.0 |
| PPG | RPG | APG | FG% | FT% | 3P% |

TRACKING

| | Season | Career |
|--------------------|--------|--------|
| 10+ points | 2 | 15 |
| 10+ rebounds | 1 | 6 |
| 5+ assists | 0 | 0 |
| Double-doubles | 1 | 5 |
| Led team in points | 1 | 8 |

CAREER HIGHS

| POINTS | REBS | ASSISTS | 3-PT M |
|---------------------------------|--|---|--|
| 28 | 19 | 3 | -- |
| at Wake Forest Feb. 26, 2022 | vs. Florida A&M Dec. 17, 2022 | 3 times, last: vs. Virginia March 5, 2022 | -- |
| FT M | STEALS | BLOCKS | MINUTES |
| 6 | 2 | 2 | 35 |
| vs. Virginia March 5, 2022 | 2 times, last: vs. UT Arlington Dec. 2, 2023 | 5 times, last: vs. Tarleton State Jan. 13, 2024 | at Clemson Jan. 11, 2023 |
| 1st Half | | 2nd Half | |
| POINTS | 15 , vs. Wake Forest Feb. 26, 2022 | | 17 , vs. Virginia March 5, 2022 |
| REB. | 8 , vs. Florida A&M Dec. 17, 2022 | | 11 , vs. Florida A&M Dec. 17, 2022 |

PURPLE

shading denotes a career high set this season

SEASON HIGHS

| POINTS | REBS | ASSISTS | 3-PT M |
|---|--|---|---------------------------|
| 17 | 10 | 2 | -- |
| vs. Northern Ariz. Nov. 12, 2023 | vs. North Dakota St. Nov. 25, 2023 | vs. Bethesda Dec. 27, 2023 | -- |
| FT M | STEALS | BLOCKS | MINUTES |
| 3 | 2 | 2 | 25 |
| 2 times, last: at UTRGV Nov. 29, 2023 | 2 times, last: vs. UT Arlington Dec. 2, 2023 | 3 times, last: vs. Tarleton State Jan. 13, 2024 | at UTRGV Nov. 29, 2023 |

NOTES

THIS SEASON

- » **QUICK DOUBLE-DOUBLE:** Recorded his first Lopes double-double (10 points / 10 rebounds) on Nov. 25 against North Dakota State and did so in just 13 minutes of playing time. It was the quickest double-double (by five minutes) in GCU's D-I era.
- » **LOPES CONNECTION:** Mentored since fifth grade by fellow Fort Wayne native Vernard Hollins, a former pro basketball player who starred for Lopes assistant coach Ed Schilling's team when Schilling was the Wright State head coach.

OTHER NOTES

- » **AT LOUISVILLE:** Appeared in 60 games with 37 starts, tallying 355 points in two seasons with the Cardinals.
- » **BEST STRETCH:** Went on a late-season tear as a junior in 2021-22, averaging 17.6 points and 9.0 rebounds in his last five games while shooting 64.4% from the field. The stretch also included back-to-back double-doubles twice in his last four games, including 18 points and 11 rebounds at Virginia Tech and 24 points, a career-high 14 rebounds and three assists against Virginia on March 5.
- » **JUCO STAR:** Named the 2020-21 Great Rivers Athletic Conference Player of the Year as a sophomore at the Cartersville, Illinois, school.

GAME LOG

| Opponent | Date | GS | Min | SHOOTING | | | | | REBOUNDING | | | | | | | | | | PTS | AVG |
|-------------------------|---------|----|-----|----------|-----|------|-----|-------|------------|---|----|-----|----|-----|-----|---|---|----|------|-----|
| | | | | FG | 3PT | FT | O | D | T | A | PF | A | TO | BLK | STL | | | | | |
| SE Missouri State | Nov. 6 | 17 | 4-7 | .571 | 0-0 | .000 | 0-2 | .000 | 4 | 5 | 9 | 9.0 | 1 | 1 | 2 | 0 | 1 | 8 | 8.0 | |
| Northern Arizona | Nov. 12 | 18 | 7-7 | 1.000 | 0-0 | .000 | 3-5 | .600 | 1 | 1 | 2 | 5.5 | 4 | 0 | 1 | 1 | 0 | 17 | 12.5 | |
| vs. San Francisco | Nov. 17 | 13 | 0-1 | .000 | 0-0 | .000 | 0-2 | .000 | 1 | 1 | 2 | 4.3 | 2 | 0 | 2 | 1 | 1 | 0 | 8.3 | |
| vs. South Carolina | Nov. 19 | 13 | 2-4 | .500 | 0-0 | .000 | 0-0 | .000 | 3 | 0 | 3 | 4.0 | 2 | 0 | 1 | 0 | 0 | 4 | 7.3 | |
| North Dakota State | Nov. 25 | 13 | 4-7 | .571 | 0-0 | .000 | 2-4 | .500 | 7 | 3 | 10 | 5.2 | 1 | 0 | 0 | 2 | 0 | 10 | 7.8 | |
| at UT Rio Grande Valley | Nov. 29 | 25 | 2-3 | .667 | 0-0 | .000 | 3-9 | .333 | 2 | 4 | 6 | 5.3 | 5 | 1 | 1 | 2 | 2 | 7 | 7.7 | |
| UT Arlington | Dec. 2 | 15 | 1-2 | .500 | 0-0 | .000 | 0-0 | .000 | 1 | 2 | 3 | 5.0 | 0 | 0 | 0 | 0 | 2 | 2 | 6.9 | |
| San Diego State | Dec. 5 | 13 | 1-2 | .500 | 0-0 | .000 | 0-2 | .000 | 2 | 1 | 3 | 4.8 | 2 | 0 | 1 | 0 | 1 | 2 | 6.3 | |
| at Liberty | Dec. 9 | 2 | 0-0 | .000 | 0-0 | .000 | 0-0 | .000 | 0 | 0 | 0 | 4.2 | 0 | 0 | 1 | 0 | 0 | 0 | 5.6 | |
| vs. Portland | Dec. 16 | 24 | 3-3 | 1.000 | 0-0 | .000 | 2-4 | .500 | 3 | 5 | 8 | 4.6 | 3 | 1 | 0 | 0 | 0 | 8 | 5.8 | |
| Sam Houston | Dec. 20 | 15 | 1-2 | .500 | 0-0 | .000 | 2-2 | 1.000 | 4 | 1 | 5 | 4.6 | 3 | 0 | 1 | 0 | 0 | 4 | 5.6 | |
| vs. Bethesda | Dec. 27 | 14 | 3-3 | 1.000 | 0-0 | .000 | 0-0 | .000 | 1 | 1 | 2 | 4.4 | 0 | 2 | 2 | 1 | 0 | 6 | 5.7 | |
| Louisiana Tech | Dec. 30 | 8 | 1-1 | 1.000 | 0-0 | .000 | 0-0 | .000 | 0 | 2 | 2 | 4.2 | 1 | 1 | 0 | 0 | 0 | 2 | 5.4 | |
| at Southern Utah | Jan. 4 | 8 | 1-2 | .500 | 0-0 | .000 | 0-0 | .000 | 0 | 1 | 1 | 4.0 | 1 | 0 | 0 | 0 | 0 | 2 | 5.1 | |
| at Utah Tech | Jan. 6 | 6 | 1-1 | 1.000 | 0-0 | .000 | 0-0 | .000 | 0 | 1 | 1 | 3.8 | 2 | 0 | 0 | 0 | 0 | 2 | 4.9 | |
| Abilene Christian | Jan. 11 | 8 | 2-2 | 1.000 | 0-0 | .000 | 1-1 | 1.000 | 1 | 1 | 2 | 3.7 | 0 | 0 | 0 | 0 | 0 | 5 | 4.9 | |
| Tarleton State | Jan. 13 | 11 | 1-1 | 1.000 | 0-0 | .000 | 0-0 | .000 | 1 | 0 | 1 | 3.5 | 3 | 1 | 0 | 2 | 1 | 2 | 4.8 | |
| Utah Valley | Jan. 18 | 15 | 1-1 | 1.000 | 0-0 | .000 | 0-0 | .000 | 0 | 4 | 4 | 3.6 | 2 | 0 | 0 | 0 | 0 | 2 | 4.6 | |
| at Seattle U | Jan. 20 | 6 | 0-0 | .000 | 0-0 | .000 | 0-0 | .000 | 0 | 1 | 1 | 3.4 | 1 | 0 | 1 | 0 | 0 | 0 | 4.4 | |
| at Stephen F. Austin | Jan. 25 | 2 | 0-0 | .000 | 0-0 | .000 | 0-0 | .000 | 0 | 0 | 0 | 3.3 | 2 | 0 | 0 | 0 | 0 | 0 | 4.2 | |

CAREER STATS

(SHADING DENOTES PREVIOUS SCHOOLS)

| Year | GP | GS | MIN | MPG | FG | FGA | PCT | 3PM | 3PA | 3PCT | FT | FTA | PCT | OFF | DEF | TOT | AVG | PF | AST | APG | TO | BLK | STL | PTS | PPG |
|---------------|-----------|-----------|-------------|-------------|------------|------------|-------------|----------|----------|------------|-----------|------------|-------------|------------|------------|------------|------------|------------|-----------|------------|-----------|-----------|-----------|------------|------------|
| 2021-22 (So.) | 28 | 12 | 383 | 13.7 | 88 | 131 | 67.2 | 0 | 0 | 0.0 | 22 | 45 | 48.9 | 45 | 79 | 124 | 4.4 | 58 | 19 | 0.7 | 31 | 4 | 3 | 198 | 7.1 |
| 2022-23 (Jr.) | 32 | 25 | 560 | 17.5 | 64 | 120 | 53.3 | 0 | 0 | 0.0 | 29 | 55 | 52.7 | 47 | 90 | 137 | 4.3 | 69 | 11 | 0.3 | 37 | 8 | 8 | 157 | 4.9 |
| 2023-24 (Sr.) | 20 | 0 | 246 | 12.3 | 35 | 49 | 71.4 | 0 | 0 | 0.0 | 13 | 31 | 41.9 | 31 | 34 | 65 | 3.3 | 35 | 7 | 0.4 | 13 | 9 | 8 | 83 | 4.2 |
| Total | 80 | 37 | 1189 | 14.9 | 187 | 300 | 62.3 | 0 | 0 | 0.0 | 64 | 131 | 48.9 | 123 | 203 | 326 | 4.1 | 162 | 37 | 0.5 | 81 | 21 | 19 | 438 | 5.5 |



5 LÖK WUR

FORWARD • SENIOR • 6-9 • 210
NORTH OMAHA, NEB.
PAPILLION LA VISTA SOUTH HS
OREGON

CURRENT STATS

| | | | | | |
|-----|-----|-----|------|------|------|
| 2.7 | 2.6 | 0.3 | 36.4 | 80.0 | 15.2 |
| PPG | RPG | APG | FG% | FT% | 3P% |

TRACKING

| | Season | Career |
|--------------------|--------|--------|
| 10+ points | 1 | 1 |
| 10+ rebounds | 0 | 0 |
| 5+ assists | 0 | 0 |
| Double-doubles | 0 | 0 |
| Led team in points | 0 | 0 |

CAREER HIGHS

| POINTS | REBS | ASSISTS | 3-PT M |
|---|--|---|--|
| 15 | 9 | 1 | 1 |
| vs. Bethesda Dec. 27, 2023 | vs. Bethesda Dec. 27, 2023 | 15 times, last: at Southern Utah Jan. 4, 2024 | 18 times, last: vs. Louisiana Tech Dec. 30, 2023 |
| FT M | STEALS | BLOCKS | MINUTES |
| 4 | 2 | 3 | 29 |
| 3 times, last: vs. Tarleton State Jan. 13, 2024 | 2 times, last: at Utah Tech Jan. 6, 2024 | vs. Bethesda Dec. 27, 2023 | vs. Bethesda Dec. 27, 2023 |

1st Half

2nd Half

| | | |
|--------|-------------------------------------|-----------------------------------|
| POINTS | 5, vs. Portland Dec. 17, 2022 | 11, vs. Bethesda Dec. 27, 2023 |
| REB. | 3, vs. Utah Valley Dec. 20, 2022 | 7, vs. Bethesda Dec. 27, 2023 |

PURPLE

shading denotes a career high set this season

SEASON HIGHS

| POINTS | REBS | ASSISTS | 3-PT M |
|-------------------------------------|--|--|---|
| 15 | 9 | 1 | 1 |
| vs. Bethesda Dec. 27, 2023 | vs. Bethesda Dec. 27, 2023 | 5 times, last: at Southern Utah Jan. 4, 2024 | 5 times, last: vs. Louisiana Tech Dec. 30, 2023 |
| FT M | STEALS | BLOCKS | MINUTES |
| 4 | 2 | 3 | 29 |
| vs. Tarleton State Jan. 13, 2024 | 2 times, last: at Utah Tech Jan. 6, 2024 | vs. Bethesda Dec. 27, 2023 | vs. Bethesda Dec. 27, 2023 |

NOTES

THIS SEASON

- » **CAREER DAY:** Set new career highs in points (15), rebounds (9), steals (2), blocks (3) and minutes (29) in a win over Bethesda on Dec. 27. Was GCU's second-leading scorer and second-leading rebounder.
- » **MOVE TO GCU:** Transfers after spending four seasons with Ducks program.

OTHER NOTES

- » **AS A DUCK:** Wur redshirted his first season at Oregon and played sparingly the next two years but became a rotation regular who started the Ducks' postseason games last season. When the Ducks went 2-1 in the 2023 NIT, Wur started each game, averaging 21.3 minutes, 5.7 points and 3.0 rebounds with 43% shooting.
- » **MOVING STATESIDE:** His mother moved to Omaha, Neb., from South Sudan one year before he was born.
- » **A GRAD:** Graduated from Oregon in June 2023 with a degree in Political Science and International Studies.
- » **LATE START:** Did not play on his first basketball team until seventh grade before rising to become a D-I prospect.

GAME LOG

| Opponent | Date | GS | Min | SHOOTING | | | | REBOUNDING | | | | | | | | | | |
|-------------------------|-----------|----|------|----------|-----|-------|-----|------------|---|---|---|-----|---|----|-----|-----|-----|-----|
| | | | | FG | 3PT | FT | | O | D | T | A | PF | A | TO | BLK | STL | PTS | AVG |
| SE Missouri State | Nov. 6 | 16 | 1-4 | .250 | 1-3 | .333 | 0-0 | .000 | 0 | 4 | 4 | 4.0 | 5 | 0 | 0 | 1 | 0 | 3.0 |
| Northern Arizona | Nov. 12 | 15 | 2-4 | .500 | 1-2 | .500 | 0-0 | .000 | 1 | 2 | 3 | 3.5 | 0 | 1 | 0 | 0 | 1 | 4.0 |
| vs. San Francisco | Nov. 17 | 9 | 0-1 | .000 | 0-1 | .000 | 0-0 | .000 | 0 | 0 | 0 | 2.3 | 1 | 0 | 0 | 0 | 1 | 2.7 |
| vs. South Carolina | Nov. 19 | 13 | 0-1 | .000 | 0-1 | .000 | 0-0 | .000 | 1 | 1 | 2 | 2.3 | 2 | 0 | 1 | 0 | 1 | 2.0 |
| North Dakota State | Nov. 25 | 9 | 0-1 | .000 | 0-1 | .000 | 0-0 | .000 | 2 | 0 | 2 | 2.2 | 1 | 0 | 0 | 0 | 0 | 1.6 |
| at UT Rio Grande Valley | Nov. 29 | 6 | 0-1 | .000 | 0-0 | .000 | 0-0 | .000 | 1 | 1 | 2 | 2.2 | 0 | 0 | 0 | 0 | 0 | 1.3 |
| UT Arlington | Dec. 2 | 7 | 0-2 | .000 | 0-2 | .000 | 0-0 | .000 | 0 | 1 | 1 | 2.0 | 0 | 0 | 0 | 1 | 1 | 1.1 |
| San Diego State | Dec. 5 | 3 | 0-0 | .000 | 0-0 | .000 | 0-0 | .000 | 0 | 0 | 0 | 1.8 | 1 | 0 | 0 | 0 | 0 | 1.0 |
| at Liberty | Dec. 9 | 2 | 0-0 | .000 | 0-0 | .000 | 0-2 | .000 | 1 | 1 | 2 | 1.8 | 0 | 0 | 0 | 0 | 0 | 0.9 |
| vs. Portland | Dec. 16 | 9 | 2-5 | .400 | 1-4 | .250 | 0-0 | .000 | 2 | 1 | 3 | 1.9 | 0 | 0 | 0 | 0 | 5 | 1.3 |
| Sam Houston | Dec. 20 | 5 | 1-3 | .333 | 0-2 | .000 | 0-0 | .000 | 0 | 1 | 1 | 1.8 | 1 | 1 | 0 | 0 | 2 | 1.4 |
| vs. Bethesda | Dec. 27 * | 29 | 6-16 | .375 | 1-9 | .111 | 2-2 | 1.000 | 3 | 6 | 9 | 2.4 | 3 | 1 | 1 | 3 | 2 | 2.5 |
| Louisiana Tech | Dec. 30 | 11 | 1-1 | 1.000 | 1-1 | 1.000 | 2-2 | 1.000 | 1 | 1 | 2 | 2.4 | 1 | 1 | 1 | 0 | 5 | 2.7 |
| at Southern Utah | Jan. 4 | 11 | 1-3 | .333 | 0-2 | .000 | 0-0 | .000 | 0 | 4 | 4 | 2.5 | 1 | 1 | 0 | 0 | 2 | 2.6 |
| at Utah Tech | Jan. 6 | 16 | 3-4 | .750 | 0-1 | .000 | 0-0 | .000 | 0 | 2 | 2 | 2.5 | 1 | 0 | 0 | 0 | 2 | 2.9 |
| Abilene Christian | Jan. 11 | 15 | 2-4 | .500 | 0-1 | .000 | 0-0 | .000 | 1 | 1 | 2 | 2.4 | 1 | 0 | 2 | 2 | 0 | 2.9 |
| Tarleton State | Jan. 13 | 10 | 0-1 | .000 | 0-0 | .000 | 4-4 | 1.000 | 0 | 2 | 2 | 2.4 | 1 | 0 | 0 | 0 | 4 | 3.0 |
| Utah Valley | Jan. 18 | 13 | 0-0 | .000 | 0-0 | .000 | 0-0 | .000 | 1 | 2 | 3 | 2.4 | 2 | 0 | 1 | 2 | 0 | 2.8 |
| at Seattle U | Jan. 20 | 11 | 0-1 | .000 | 0-1 | .000 | 0-0 | .000 | 0 | 1 | 1 | 2.4 | 3 | 0 | 0 | 0 | 0 | 2.7 |
| at Stephen F. Austin | Jan. 25 | 17 | 1-3 | .333 | 0-2 | .000 | 0-0 | .000 | 3 | 3 | 6 | 2.6 | 0 | 0 | 1 | 2 | 0 | 2.7 |

CAREER STATS

(SHADING DENOTES PREVIOUS SCHOOLS)

| Year | GP | GS | MIN | MPG | FG | FGA | PCT | 3PM | 3PA | 3PCT | FT | FTA | PCT | OFF | DEF | TOT | AVG | PF | AST | APG | TO | BLK | STL | PTS | PPG |
|---------------|----|----|-----|------|----|-----|------|-----|-----|------|----|-----|------|-----|-----|-----|-----|----|-----|-----|----|-----|-----|-----|-----|
| 2020-21 (Fr.) | 11 | 0 | 61 | 5.5 | 6 | 13 | 46.2 | 2 | 6 | 33.3 | 3 | 4 | 75.0 | 5 | 7 | 12 | 1.1 | 9 | 1 | 0.1 | 6 | 3 | 0 | 17 | 1.5 |
| 2021-22 (So.) | 12 | 0 | 51 | 4.3 | 3 | 11 | 27.3 | 2 | 7 | 28.6 | 3 | 4 | 75.0 | 0 | 8 | 8 | 0.7 | 3 | 2 | 0.2 | 1 | 3 | 1 | 11 | 0.9 |
| 2022-23 (Jr.) | 28 | 3 | 301 | 10.8 | 22 | 59 | 37.3 | 9 | 30 | 30.0 | 19 | 26 | 73.1 | 21 | 41 | 62 | 2.2 | 27 | 7 | 0.3 | 10 | 9 | 3 | 72 | 2.6 |
| 2023-24 (Sr.) | 20 | 1 | 227 | 11.4 | 20 | 55 | 36.4 | 5 | 33 | 15.2 | 8 | 10 | 80.0 | 17 | 34 | 51 | 2.6 | 24 | 5 | 0.3 | 8 | 11 | 8 | 53 | 2.7 |
| Total | 71 | 4 | 640 | 9.0 | 51 | 138 | 37.0 | 18 | 76 | 23.7 | 33 | 44 | 75.0 | 43 | 90 | 133 | 1.9 | 63 | 15 | 0.2 | 25 | 26 | 12 | 153 | 2.2 |



6 MALCOLM FLAGGS

GUARD • RS-FRESHMAN • 6-6 • 200
TUBA CITY, ARIZ.
HILLCREST PREP
ARIZONA STATE

CURRENT STATS

| | | | | | |
|-----|-----|-----|------|-------|------|
| 1.5 | 0.2 | 0.2 | 37.5 | 100.0 | 33.3 |
| PPG | RPG | APG | FG% | FT% | 3P% |

TRACKING

| | Season | Career |
|--------------------|--------|--------|
| 10+ points | 0 | 0 |
| 10+ rebounds | 0 | 0 |
| 5+ assists | 0 | 0 |
| Double-doubles | 0 | 0 |
| Led team in points | 0 | 0 |

CAREER HIGHS

| POINTS | REBS | ASSISTS | 3-PT M |
|-------------------------------|-------------------------------|-------------------------------|-------------------------------|
| 9 | 1 | 1 | 1 |
| vs. Bethesda Dec. 27, 2023 | vs. Bethesda Dec. 27, 2023 | vs. Bethesda Dec. 27, 2023 | vs. Bethesda Dec. 27, 2023 |
| FT M | STEALS | BLOCKS | MINUTES |
| 2 | -- | -- | 12 |
| vs. Bethesda Dec. 27, 2023 | -- | -- | vs. Bethesda Dec. 27, 2023 |

1st Half

2nd Half

POINTS

9 vs. Bethesda
Dec. 27, 2023

REB.

1 vs. Bethesda
Dec. 27, 2023

PURPLE

shading denotes a career high set this season

SEASON HIGHS

| POINTS | REBS | ASSISTS | 3-PT M |
|-------------------------------|-------------------------------|-------------------------------|-------------------------------|
| 9 | 1 | 1 | 1 |
| vs. Bethesda Dec. 27, 2023 | vs. Bethesda Dec. 27, 2023 | vs. Bethesda Dec. 27, 2023 | vs. Bethesda Dec. 27, 2023 |
| FT M | STEALS | BLOCKS | MINUTES |
| 2 | -- | -- | 12 |
| vs. Bethesda Dec. 27, 2023 | -- | -- | vs. Bethesda Dec. 27, 2023 |

NOTES

THIS SEASON

- » **IN THE BOOKS:** Recorded first college point, rebound, assist, free throw and 3-pointer in 12 minutes of action in a win over Bethesda on Dec. 27.
- » **CROSSTOWN MOVE:** Transfers to GCU for second collegiate season after redshirting with Arizona State program in 2022-23.

OTHER NOTES

- » **CONNECTION WITH BRENNAN:** Flaggs was born in Tuba City, Arizona, where his father, Earl, was a high school coach before the family moved to Chandler. Brennan and Flaggs formed a brother-like relationship as high school teammates and with Flaggs' father training them. Both were on Arizona State roster in 2022-23 season and transferred to GCU together.
- » **BLOODLINES:** Flaggs was born on the Navajo reservation (the largest federally recognized tribe in the United States) before the family moved to Chandler when he was 2 years old. Makes frequent visits to reservation to visit family. His tattoos are a nod to his heritage, telling TheSunDevils.com, "I wear an arm sleeve on my left arm and make a purpose to leave out the four symbols. The four symbols mean strength, courage, prosperity, and change. Those four things mean a lot to me."

GAME LOG

| Opponent | Date | GS | Min | FG | SHOOTING | | | FT | REBOUNDING | | | | PF | A | TO | BLK | STL | PTS | AVG |
|-------------------------|---------|----|-----|------|----------|------|-----|------------------------|------------|---|---|-----|----|---|----|-----|-----|-----|-----|
| | | | | | 3PT | | | | O | D | T | A | | | | | | | |
| SE Missouri State | Nov. 6 | 5 | 0-0 | .000 | 0-0 | .000 | 0-0 | .000 | 0 | 0 | 0 | 0.0 | 0 | 0 | 1 | 0 | 0 | 0 | 0.0 |
| Northern Arizona | Nov. 12 | 1 | 0-0 | .000 | 0-0 | .000 | 0-0 | .000 | 0 | 0 | 0 | 0.0 | 0 | 0 | 0 | 0 | 0 | 0 | 0.0 |
| vs. San Francisco | Nov. 17 | | | | | | | DNP - coach's decision | | | | | | | | | | | |
| vs. South Carolina | Nov. 19 | | | | | | | DNP - coach's decision | | | | | | | | | | | |
| North Dakota State | Nov. 25 | | | | | | | DNP - coach's decision | | | | | | | | | | | |
| at UT Rio Grande Valley | Nov. 29 | | | | | | | DNP - coach's decision | | | | | | | | | | | |
| UT Arlington | Dec. 2 | | | | | | | DNP - coach's decision | | | | | | | | | | | |
| San Diego State | Dec. 5 | | | | | | | DNP - coach's decision | | | | | | | | | | | |
| at Liberty | Dec. 9 | | | | | | | DNP - injury | | | | | | | | | | | |
| vs. Portland | Dec. 16 | | | | | | | DNP - injury | | | | | | | | | | | |
| Sam Houston | Dec. 20 | | | | | | | DNP - injury | | | | | | | | | | | |
| vs. Bethesda | Dec. 27 | 12 | 3-7 | .429 | 1-3 | .333 | 2-2 | 1.000 | 0 | 1 | 1 | 0.3 | 1 | 1 | 0 | 0 | 0 | 9 | 3.0 |
| Louisiana Tech | Dec. 30 | | | | | | | DNP - coach's decision | | | | | | | | | | | |
| at Southern Utah | Jan. 4 | 1 | 0-0 | .000 | 0-0 | .000 | 0-0 | .000 | 0 | 0 | 0 | 0.3 | 0 | 0 | 0 | 0 | 0 | 0 | 2.3 |
| at Utah Tech | Jan. 6 | | | | | | | DNP - coach's decision | | | | | | | | | | | |
| Abilene Christian | Jan. 11 | | | | | | | DNP - coach's decision | | | | | | | | | | | |
| Tarleton State | Jan. 13 | 1 | 0-1 | .000 | 0-0 | .000 | 0-0 | .000 | 0 | 0 | 0 | 0.2 | 0 | 0 | 0 | 0 | 0 | 0 | 1.8 |
| Utah Valley | Jan. 18 | 0 | 0-0 | .000 | 0-0 | .000 | 0-0 | .000 | 0 | 0 | 0 | 0.2 | 0 | 0 | 0 | 0 | 0 | 0 | 1.5 |
| at Seattle U | Jan. 20 | | | | | | | DNP - coach's decision | | | | | | | | | | | |
| at Stephen F. Austin | Jan. 25 | | | | | | | DNP - coach's decision | | | | | | | | | | | |

CAREER STATS

| Year | GP | GS | MIN | MPG | FG | FGA | PCT | 3PM | 3PA | 3PCT | FT | FTA | PCT | OFF | DEF | TOT | AVG | PF | AST | APG | TO | BLK | STL | PTS | PPG |
|---------------|----|----|-----|-----|----|-----|------|-----|-----|------|----|-----|-------|-----|-----|-----|-----|----|-----|-----|----|-----|-----|-----|-----|
| 2023-24 (Fr.) | 6 | 0 | 20 | 3.3 | 3 | 8 | 37.5 | 1 | 3 | 33.3 | 2 | 2 | 100.0 | 0 | 1 | 1 | 0.2 | 1 | 1 | 0.2 | 1 | 0 | 0 | 9 | 1.5 |
| Total | 6 | 0 | 20 | 3.3 | 3 | 8 | 37.5 | 1 | 3 | 33.3 | 2 | 2 | 100.0 | 0 | 1 | 1 | 0.2 | 1 | 1 | 0.2 | 1 | 0 | 0 | 9 | 1.5 |



7

TYON

GRANT-FOSTER

GUARD • SENIOR • 6-7 • 210

KANSAS CITY, KAN.

SCHLAGLE HS

INDIAN HILLS CC / KANSAS / DePAUL

CURRENT STATS

| | | | | | |
|------|-----|-----|------|------|------|
| 19.6 | 5.6 | 1.6 | 45.6 | 75.5 | 32.6 |
| PPG | RPG | APG | FG% | FT% | 3P% |

TRACKING

| | Season | D-I Career |
|--------------------|--------|------------|
| 10+ points | 17 | 18 |
| 10+ rebounds | 2 | 2 |
| 5+ assists | 3 | 3 |
| Double-doubles | 2 | 2 |
| Led team in points | 7 | 7 |

CAREER HIGHS

| POINTS | REBS | ASSISTS | 3-PT M |
|--|--|---|---|
| 30 | 11 | 5 | 3 |
| vs. SEMO Nov. 6, 2023 | at UTRGV Nov. 29, 2023 | 3 times, last: vs. Sam Houston Dec. 20, 2023 | 3 times, last: vs. Tarleton State Jan. 13, 2024 |
| FT M | STEALS | BLOCKS | MINUTES |
| 11 | 3 | 3 | 38 |
| 2 times, last: vs. UT Arlington Dec. 2, 2023 | 5 times, last: at Utah Tech Jan. 6, 2024 | 4 times, last: vs. Tarleton State Jan. 13, 2024 | 2 times, last: at Seattle U Jan. 20, 2024 |

| | 1st Half | 2nd Half |
|--------|---|-------------------------------|
| POINTS | 21, vs. SEMO Nov. 6, 2023 | 17, at UTRGV Nov. 29, 2023 |
| REB. | 5, vs. North Dakota State Dec. 5, 2020 | 7, at UTRGV Nov. 29, 2023 |

PURPLE

shading denotes a career high set this season

SEASON HIGHS

| POINTS | REBS | ASSISTS | 3-PT M |
|--|---|---|---|
| 30 | 11 | 5 | 3 |
| vs. SEMO Nov. 6, 2023 | at UTRGV Nov. 29, 2023 | 3 times, last: vs. Sam Houston Dec. 20, 2023 | 3 times, last: vs. Tarleton State Jan. 13, 2024 |
| FT M | STEALS | BLOCKS | MINUTES |
| 11 | 3 | 3 | 38 |
| 2 times, last: vs. UT Arlington Dec. 2, 2023 | 6 times, last: at SFA Jan. 25, 2024 | 4 times, last: vs. Tarleton State Jan. 13, 2024 | 2 times, last: at Seattle U Jan. 20, 2024 |

NOTES

THIS SEASON

- » **SCORER:** Double figures in 17 of 19 GCU appearances. No. 34 nationally in scoring. First Lope to score 20+ in five straight WAC games.
- » **GRABBING AWARDS:** Five-time WAC Newcomer of the Week and two-time WAC Player of Week. Won both awards on Jan. 16.
- » **WHAT A DEBUT:** Grabbed national attention when he scored a career-high 30 points in his return to action after nearly two full years.

OTHER NOTES

- » **RETURN:** Limited to one college basketball game in the past two years, a graduate transfer who has not played since starting in the DePaul season opener on Nov. 16, 2021. Was hospitalized at halftime of that 2021 opener and he has been sidelined since then with a medical issue that was cleared by doctors in March 2023.
- » **AS A JAYHAWK:** Played his sophomore season for Kansas and appeared in 22 games. Scored a season-high 13 points against Omaha on Dec. 11, 2020. Recorded seven points and two rebounds against USC in the NCAA Tournament.
- » **FAMILY CONNECTION:** Cousin, Ish Wainwright, is a former Phoenix Suns and Portland Trail Blazers power forward who played for GCU head coach Bryce Drew's brother, Scott, at Baylor. Wainwright was a frequent attendee of GCU games during his time with the Suns.

GAME LOG

| Opponent | Date | GS | Min | SHOOTING | | | | | REBOUNDING | | | | | | | | | | | |
|-------------------------|---------|----|-----|----------|------|-----|-------|------------------------|------------|---|----|----|-----|-----|-----|-----|-----|---|----|------|
| | | | | FG | 3PT | FT | O | D | T | A | PF | A | TO | BLK | STL | PTS | AVG | | | |
| SE Missouri State | Nov. 6 | * | 24 | 10-15 | .667 | 2-5 | .400 | 8-11 | .727 | 0 | 4 | 4 | 4.0 | 2 | 0 | 2 | 2 | 3 | 30 | 30.0 |
| Northern Arizona | Nov. 12 | * | 27 | 3-6 | .500 | 1-3 | .333 | 4-4 | 1.000 | 0 | 4 | 4 | 4.0 | 4 | 0 | 4 | 0 | 2 | 11 | 20.5 |
| vs. San Francisco | Nov. 17 | * | 33 | 7-13 | .538 | 3-5 | .600 | 11-15 | .733 | 1 | 6 | 7 | 5.0 | 4 | 0 | 2 | 0 | 2 | 28 | 23.0 |
| vs. South Carolina | Nov. 19 | * | 35 | 5-15 | .333 | 1-6 | .167 | 5-7 | .714 | 0 | 3 | 3 | 4.5 | 4 | 1 | 2 | 1 | 1 | 16 | 21.3 |
| North Dakota State | Nov. 25 | * | 35 | 11-20 | .550 | 1-2 | .500 | 2-3 | .667 | 1 | 5 | 6 | 4.8 | 2 | 2 | 1 | 1 | 3 | 25 | 22.0 |
| at UT Rio Grande Valley | Nov. 29 | * | 37 | 10-17 | .588 | 1-3 | .333 | 4-6 | .667 | 2 | 9 | 11 | 5.8 | 1 | 1 | 2 | 3 | 0 | 25 | 22.5 |
| UT Arlington | Dec. 2 | * | 33 | 4-11 | .364 | 2-5 | .400 | 11-14 | .786 | 5 | 5 | 10 | 6.4 | 3 | 1 | 6 | 0 | 3 | 21 | 22.3 |
| San Diego State | Dec. 5 | * | 36 | 5-15 | .333 | 2-8 | .250 | 6-9 | .667 | 1 | 4 | 5 | 6.3 | 1 | 5 | 3 | 2 | 2 | 18 | 21.8 |
| at Liberty | Dec. 9 | * | 38 | 5-11 | .455 | 1-4 | .250 | 7-9 | .778 | 1 | 6 | 7 | 6.3 | 1 | 3 | 1 | 3 | 0 | 18 | 21.3 |
| vs. Portland | Dec. 16 | * | 30 | 8-15 | .533 | 2-7 | .286 | 2-5 | .400 | 1 | 3 | 4 | 6.1 | 3 | 5 | 1 | 1 | 3 | 20 | 21.2 |
| Sam Houston | Dec. 20 | * | 34 | 4-13 | .308 | 1-5 | .200 | 9-10 | .900 | 1 | 4 | 5 | 6.0 | 1 | 5 | 2 | 1 | 1 | 18 | 20.9 |
| vs. Bethesda | Dec. 27 | | | | | | | DNP - coach's decision | | | | | | | | | | | | |
| Louisiana Tech | Dec. 30 | * | 34 | 3-12 | .250 | 1-4 | .250 | 6-6 | 1.000 | 0 | 0 | 0 | 5.5 | 3 | 4 | 2 | 2 | 1 | 13 | 20.3 |
| at Southern Utah | Jan. 4 | * | 30 | 11-19 | .579 | 1-4 | .250 | 4-4 | 1.000 | 2 | 3 | 5 | 5.5 | 2 | 0 | 2 | 1 | 0 | 27 | 20.8 |
| at Utah Tech | Jan. 6 | * | 34 | 8-18 | .444 | 1-5 | .200 | 3-5 | .600 | 2 | 6 | 8 | 5.6 | 0 | 0 | 2 | 2 | 3 | 20 | 20.7 |
| Abilene Christian | Jan. 11 | * | 36 | 8-15 | .533 | 3-6 | .500 | 5-5 | 1.000 | 1 | 3 | 4 | 5.5 | 4 | 0 | 2 | 3 | 0 | 24 | 20.9 |
| Tarleton State | Jan. 13 | * | 31 | 5-9 | .556 | 3-4 | .750 | 3-6 | .500 | 1 | 6 | 7 | 5.6 | 1 | 1 | 2 | 3 | 0 | 16 | 20.6 |
| Utah Valley | Jan. 18 | * | 21 | 3-7 | .429 | 1-1 | 1.000 | 1-2 | .500 | 1 | 3 | 4 | 5.5 | 2 | 1 | 4 | 0 | 2 | 8 | 19.9 |
| at Seattle U | Jan. 20 | * | 38 | 7-20 | .350 | 2-9 | .222 | 9-12 | .750 | 3 | 4 | 7 | 5.6 | 2 | 1 | 3 | 0 | 1 | 25 | 20.2 |
| at Stephen F. Austin | Jan. 25 | * | 36 | 2-10 | .200 | 0-3 | .000 | 5-6 | .833 | 2 | 4 | 6 | 5.6 | 0 | 1 | 1 | 1 | 3 | 9 | 19.6 |

CAREER STATS

(SHADING DENOTES PREVIOUS SCHOOLS)

| Year | GP | GS | MIN | MPG | FG | FGA | PCT | 3PM | 3PA | 3PCT | FT | FTA | PCT | OFF | DEF | TOT | AVG | PF | AST | APG | TO | BLK | STL | PTS | PPG |
|---------------|----|----|-----|------|-----|-----|------|-----|-----|------|-----|-----|-------|-----|-----|-----|-----|----|-----|-----|----|-----|-----|-----|------|
| 2020-21 (So.) | 22 | 0 | 179 | 8.1 | 27 | 69 | 39.1 | 3 | 23 | 13.0 | 11 | 21 | 52.4 | 14 | 34 | 48 | 2.2 | 19 | 4 | 0.2 | 15 | 8 | 7 | 68 | 3.1 |
| 2021-22 (Jr.) | 1 | 1 | 15 | 15.0 | 3 | 6 | 50.0 | 1 | 2 | 50.0 | 2 | 2 | 100.0 | 1 | 2 | 3 | 3.0 | 2 | 1 | 1.0 | 1 | 1 | 0 | 9 | 9.0 |
| 2023-24 (Sr.) | 19 | 19 | 622 | 32.7 | 119 | 261 | 45.6 | 29 | 89 | 32.6 | 105 | 139 | 75.5 | 25 | 82 | 107 | 5.6 | 40 | 31 | 1.6 | 44 | 26 | 30 | 372 | 19.6 |
| Total | 42 | 20 | 816 | 19.4 | 149 | 336 | 44.3 | 33 | 114 | 28.9 | 118 | 162 | 72.8 | 40 | 118 | 158 | 3.8 | 61 | 36 | 0.9 | 60 | 35 | 37 | 449 | 10.7 |



8 COLLIN MOORE

GUARD • JUNIOR • 6-4 • 205
NORTH LITTLE ROCK, ARK.
SUNRISE CHRISTIAN ACADEMY
GEORGIA STATE

CURRENT STATS

| | | | | | |
|-----|-----|-----|------|------|------|
| 8.7 | 2.9 | 2.4 | 46.4 | 75.9 | 31.4 |
| PPG | RPG | APG | FG% | FT% | 3P% |

TRACKING

| | Season | Career |
|--------------------|--------|--------|
| 10+ points | 8 | 23 |
| 10+ rebounds | 0 | 1 |
| 5+ assists | 1 | 2 |
| Double-doubles | 0 | 0 |
| Led team in points | 0 | 6 |

CAREER HIGHS

| | | | |
|----------------------------------|--|---|--------------------------------------|
| POINTS | REBS | ASSISTS | 3-PT M |
| 28 | 11 | 6 | 4 |
| vs. Marshall Feb. 11, 2023 | vs. Georgia Southern Feb. 2, 2023 | vs. Tarleton State Jan. 13, 2024 | at Coastal Carolina Feb. 16, 2023 |
| FT M | STEALS | BLOCKS | MINUTES |
| 11 | 5 | 3 | 39 |
| vs. Texas State Feb. 28, 2023 | 2 times, last: at Southern Utah Jan. 4, 2024 | vs. Appalachian St. Feb. 22, 2023 | vs. Marshall Feb. 11, 2023 |
| 1st Half | 2nd Half | | |
| POINTS | 13, vs. Marshall Feb. 11, 2023 | 15 (2x), last: vs. Texas St. Feb. 28, 2023 | |
| REB. | 5, vs. Georgia Southern Feb. 2, 2023 | 6, vs. Georgia Southern Feb. 2, 2023 | |

PURPLE

shading denotes a career high set this season

SEASON HIGHS

| | | | |
|--|----------------------------------|--|---|
| POINTS | REBS | ASSISTS | 3-PT M |
| 15 | 7 | 6 | 3 |
| 3 times, last: at Southern Utah Jan. 4, 2024 | at Liberty Dec. 9, 2023 | vs. Tarleton State Jan. 13, 2024 | 2 times, last: vs. San Diego State Dec. 5, 2023 |
| FT M | STEALS | BLOCKS | MINUTES |
| 6 | 5 | 2 | 33 |
| at Southern Utah Jan. 4, 2024 | at Southern Utah Jan. 4, 2024 | 3 times, last: vs. Abilene Christian Jan. 11, 2024 | vs. South Carolina Nov. 19, 2023 |

NOTES

THIS SEASON

- » **PESKY DEFENDER:** Matched his personal career high with five steals in GCU's win at Southern Utah on Jan. 4.
- » **CROSS-COUNTRY MOVE:** Makes a similar East Coast-to-desert transition as Ray Harrison did last offseason, moving from Georgia State, where he averaged 14.2 ppg last year.

OTHER NOTES

- » **INJURY RETURN:** Made a big impact for Panthers after missing the first 18 games of 2022-23 with thumb injury. Returned on Jan. 19, 2023, vs. Old Dominion. Led the team with 14.2 points per game and 28 steals in 13 games. Scored in double figures in 10 of his 18 games, including the final six contests, when he averaged 18.7 points on 51.4% shooting.
- » **TOURNEY EXPERIENCE:** Helped lead Georgia State to an 18-11 mark in 2021-22, a 2022 Sun Belt Tournament Championship and an NCAA tournament appearance.

GAME LOG

| Opponent | Date | GS | Min | SHOOTING | | | | | REBOUNDING | | | | | | | | | | | PTS | AVG |
|-------------------------|---------|----|-----|----------|------|-----|-------|-----|------------|---|----|---|-----|-----|-----|---|---|---|----|------|-----|
| | | | | FG | 3PT | FT | O | D | T | A | PF | A | TO | BLK | STL | | | | | | |
| SE Missouri State | Nov. 6 | * | 28 | 2-7 | .286 | 0-2 | .000 | 4-4 | 1.000 | 2 | 2 | 4 | 4.0 | 1 | 2 | 1 | 0 | 3 | 8 | 8.0 | |
| Northern Arizona | Nov. 12 | * | 27 | 5-10 | .500 | 1-2 | .500 | 1-1 | 1.000 | 0 | 5 | 5 | 4.5 | 0 | 4 | 2 | 1 | 4 | 12 | 10.0 | |
| vs. San Francisco | Nov. 17 | * | 30 | 5-11 | .455 | 2-6 | .333 | 2-2 | 1.000 | 1 | 4 | 5 | 4.7 | 2 | 2 | 2 | 1 | 1 | 14 | 11.3 | |
| vs. South Carolina | Nov. 19 | * | 33 | 5-7 | .714 | 3-3 | 1.000 | 2-2 | 1.000 | 0 | 2 | 2 | 4.0 | 2 | 1 | 3 | 0 | 1 | 15 | 12.3 | |
| North Dakota State | Nov. 25 | * | 30 | 1-6 | .167 | 0-1 | .000 | 2-4 | .500 | 0 | 4 | 4 | 4.0 | 3 | 3 | 1 | 1 | 2 | 4 | 10.6 | |
| at UT Rio Grande Valley | Nov. 29 | * | 18 | 1-2 | .500 | 1-2 | .500 | 2-2 | 1.000 | 0 | 1 | 1 | 3.5 | 4 | 1 | 4 | 0 | 4 | 5 | 9.7 | |
| UT Arlington | Dec. 2 | * | 23 | 1-7 | .143 | 0-3 | .000 | 1-2 | .500 | 3 | 1 | 4 | 3.6 | 5 | 2 | 2 | 0 | 0 | 3 | 8.7 | |
| San Diego State | Dec. 5 | * | 30 | 6-12 | .500 | 3-7 | .429 | 0-0 | .000 | 1 | 4 | 5 | 3.8 | 4 | 3 | 1 | 1 | 1 | 15 | 9.5 | |
| at Liberty | Dec. 9 | * | 28 | 1-5 | .200 | 0-1 | .000 | 3-4 | .750 | 1 | 6 | 7 | 4.1 | 4 | 1 | 5 | 1 | 2 | 5 | 9.0 | |
| vs. Portland | Dec. 16 | * | 19 | 2-4 | .500 | 2-4 | .500 | 1-2 | .500 | 1 | 0 | 1 | 3.8 | 5 | 3 | 1 | 0 | 1 | 7 | 8.8 | |
| Sam Houston | Dec. 20 | * | 23 | 4-5 | .800 | 2-3 | .667 | 0-0 | .000 | 0 | 1 | 1 | 3.5 | 0 | 2 | 1 | 0 | 1 | 10 | 8.9 | |
| vs. Bethesda | Dec. 27 | * | 14 | 5-7 | .714 | 0-2 | .000 | 0-0 | .000 | 0 | 1 | 1 | 3.3 | 1 | 2 | 0 | 2 | 3 | 10 | 9.0 | |
| Louisiana Tech | Dec. 30 | * | 27 | 3-6 | .500 | 0-1 | .000 | 5-6 | .833 | 1 | 2 | 3 | 3.3 | 2 | 1 | 1 | 1 | 2 | 11 | 9.2 | |
| at Southern Utah | Jan. 4 | * | 28 | 4-7 | .571 | 1-3 | .333 | 6-6 | 1.000 | 1 | 2 | 3 | 3.3 | 3 | 4 | 1 | 2 | 5 | 15 | 9.6 | |
| at Utah Tech | Jan. 6 | * | 31 | 2-4 | .500 | 0-1 | .000 | 0-1 | .000 | 0 | 2 | 2 | 3.2 | 1 | 4 | 0 | 0 | 1 | 4 | 9.2 | |
| Abilene Christian | Jan. 11 | * | 29 | 3-7 | .429 | 0-2 | .000 | 3-3 | 1.000 | 1 | 3 | 4 | 3.3 | 0 | 1 | 2 | 2 | 1 | 9 | 9.2 | |
| Tarleton State | Jan. 13 | * | 28 | 3-5 | .600 | 0-1 | .000 | 0-0 | .000 | 1 | 2 | 3 | 3.2 | 0 | 6 | 1 | 0 | 0 | 6 | 9.0 | |
| Utah Valley | Jan. 18 | * | 23 | 2-4 | .500 | 0-2 | .000 | 2-5 | .400 | 1 | 1 | 2 | 3.2 | 1 | 3 | 7 | 1 | 4 | 6 | 8.8 | |
| at Seattle U | Jan. 20 | * | 19 | 1-2 | .500 | 0-1 | .000 | 4-6 | .667 | 0 | 1 | 1 | 3.1 | 5 | 1 | 1 | 0 | 2 | 6 | 8.7 | |
| at Stephen F. Austin | Jan. 25 | * | 25 | 2-7 | .286 | 1-4 | .250 | 3-4 | .750 | 0 | 0 | 0 | 2.9 | 3 | 1 | 6 | 1 | 2 | 8 | 8.7 | |

CAREER STATS

(SHADING DENOTES PREVIOUS SCHOOLS)

| Year | GP | GS | MIN | MPG | FG | FGA | PCT | 3PM | 3PA | 3PCT | FT | FTA | PCT | OFF | DEF | TOT | AVG | PF | AST | APG | TO | BLK | STL | PTS | PPG |
|---------------|----|----|------|------|-----|-----|------|-----|-----|------|-----|-----|------|-----|-----|-----|-----|-----|-----|-----|-----|-----|-----|-----|------|
| 2020-21 (Fr.) | 20 | 2 | 305 | 15.3 | 32 | 82 | 39.0 | 9 | 42 | 21.4 | 16 | 22 | 72.7 | 9 | 38 | 47 | 2.4 | 26 | 21 | 1.1 | 16 | 8 | 22 | 89 | 4.5 |
| 2021-22 (So.) | 19 | 0 | 155 | 8.2 | 11 | 32 | 34.4 | 5 | 15 | 33.3 | 7 | 10 | 70.0 | 12 | 15 | 27 | 1.4 | 13 | 9 | 0.5 | 11 | 4 | 8 | 34 | 1.8 |
| 2022-23 (Jr.) | 13 | 11 | 396 | 30.5 | 59 | 123 | 48.0 | 20 | 56 | 35.7 | 46 | 67 | 68.7 | 9 | 47 | 56 | 4.3 | 39 | 13 | 1.0 | 31 | 10 | 28 | 184 | 14.2 |
| 2023-24 (Sr.) | 20 | 20 | 513 | 25.7 | 58 | 125 | 46.4 | 16 | 51 | 31.4 | 41 | 54 | 75.9 | 14 | 44 | 58 | 2.9 | 46 | 47 | 2.4 | 42 | 14 | 40 | 173 | 8.7 |
| Total | 72 | 33 | 1369 | 19.0 | 160 | 362 | 44.2 | 50 | 164 | 30.5 | 110 | 153 | 71.9 | 44 | 144 | 188 | 2.6 | 124 | 90 | 1.3 | 100 | 36 | 98 | 480 | 6.7 |

10

JOVAN BLACKSHER JR.

GUARD • SENIOR • 5-11 • 165

OAKLAND, CALIF.

SHADOW MOUNTAIN HS

CURRENT STATS

| | | | | | |
|-----|-----|-----|------|------|------|
| 4.5 | 1.2 | 1.6 | 41.9 | 60.0 | 47.8 |
| PPG | RPG | APG | FG% | FT% | 3P% |

| TRACKING | Season | Career |
|--------------------|--------|--------|
| 10+ points | 2 | 70 |
| 10+ rebounds | 0 | 3 |
| 5+ assists | 1 | 41 |
| Double-doubles | 0 | 2 |
| Led team in points | 1 | 27 |

CAREER HIGHS

| POINTS | REBS | ASSISTS | 3-PT M |
|---|--|---|----------------------------------|
| 26 | 12 | 10 | 5 |
| vs. Seattle U Feb. 3, 2022 | vs. Kansas City Feb. 13, 2020 | vs. Montana St. Nov. 19, 2019 | vs. Chicago St. Dec. 30, 2021 |
| FT M | STEALS | BLOCKS | MINUTES |
| 7 | 7 | 2 | 41 |
| 3 times, last: vs. Cal Baptist Feb. 5, 2022 | vs. Grambling Nov. 18, 2022 | vs. N. Iowa Nov. 22, 2022 | vs. Kansas City Feb. 13, 2020 |
| 1st Half | | 2nd Half | |
| POINTS | 15, vs. New Mexico St. March 13, 2021 | 17, vs. Seattle U Feb. 3, 2022 | |
| REB. | 6, (2x) last: vs. Miss Val Dec. 1, 2020 | 6, (2x) last: vs. Ill. State Nov. 25, 2019 | |

PURPLE

shading denotes a career high set this season

SEASON HIGHS

| POINTS | REBS | ASSISTS | 3-PT M |
|--|----------------------------------|-------------------------------|-------------------------------|
| 20 | 4 | 7 | 4 |
| vs. Bethesda Dec. 27, 2023 | vs. Utah Valley Jan. 18, 2024 | vs. Bethesda Dec. 27, 2023 | vs. Bethesda Dec. 27, 2023 |
| FT M | STEALS | BLOCKS | MINUTES |
| 3 | 4 | -- | 21 |
| vs. Abilene Christian Jan. 11, 2024 | vs. Utah Valley Jan. 18, 2024 | -- | vs. Bethesda Dec. 27, 2023 |

NOTES

THIS SEASON

- » **TOP-10 SCORER:** Tied for eighth on GCU's all-time career scoring list.
- » **HE'S BACK:** Made return to floor in win over Portland on Dec. 16 after missing 345 days from Jan. 5 knee injury.

OTHER NOTES

- » **INJURY:** Sustained a season-ending knee injury at Sam Houston on Jan. 5.
- » **PRESEASON MVP:** Named the 2022 WAC Preseason Player of the Year by the conference's coaches and media. Blacksher joined a line of GCU players to earn the accolade that includes Josh Braun (2016-17) and Alessandro Lever (2018-19).
- » **ALL-WAC:** Followed up his 2020-21 campaign (second teamer) with an All-WAC First-Team pick in 2021-22. Blacksher led GCU and ranked seventh in the WAC in scoring at 15.8 points per game. Also ranked fourth in the conference in assists per game (4.0) and seventh in steals per game (1.7).
- » **1K:** Became the fourth member of GCU's 1,000-point club in the program's Division I era on Feb. 16, 2022, needing less than three seasons to join DeWayne Russell, Joshua Braun and Alessandro Lever. Was GCU's 26th player to accomplish the feat all-time.

GAME LOG

| Opponent | Date | GS | Min | FG | SHOOTING | | | FT | REBOUNDING | | | | | | | | | | PTS | AVG |
|-------------------------|-----------|----|------|-------|----------|-------|-----|--------------|------------|---|---|-----|----|---|----|-----|-----|----|-----|-----|
| | | | | | 3PT | | | | O | D | T | A | PF | A | TO | BLK | STL | | | |
| SE Missouri State | Nov. 6 | | | | | | | DNP - injury | | | | | | | | | | | | |
| Northern Arizona | Nov. 12 | | | | | | | DNP - injury | | | | | | | | | | | | |
| vs. San Francisco | Nov. 17 | | | | | | | DNP - injury | | | | | | | | | | | | |
| vs. South Carolina | Nov. 19 | | | | | | | DNP - injury | | | | | | | | | | | | |
| North Dakota State | Nov. 25 | | | | | | | DNP - injury | | | | | | | | | | | | |
| at UT Rio Grande Valley | Nov. 29 | | | | | | | DNP - injury | | | | | | | | | | | | |
| UT Arlington | Dec. 2 | | | | | | | DNP - injury | | | | | | | | | | | | |
| San Diego State | Dec. 5 | | | | | | | DNP - injury | | | | | | | | | | | | |
| at Liberty | Dec. 9 | | | | | | | DNP - injury | | | | | | | | | | | | |
| vs. Portland | Dec. 16 | 20 | 1-6 | .167 | 1-2 | .500 | 0-1 | .000 | 1 | 1 | 2 | 2.0 | 2 | 2 | 0 | 0 | 1 | 3 | 3.0 | |
| Sam Houston | Dec. 20 | 10 | 0-2 | .000 | 0-2 | .000 | 0-0 | .000 | 0 | 0 | 0 | 1.0 | 1 | 1 | 1 | 0 | 0 | 0 | 1.5 | |
| vs. Bethesda | Dec. 27 * | 21 | 8-13 | .615 | 4-6 | .667 | 0-0 | .000 | 1 | 1 | 2 | 1.3 | 1 | 7 | 2 | 0 | 3 | 20 | 7.7 | |
| Louisiana Tech | Dec. 30 | 9 | 2-3 | .667 | 2-2 | 1.000 | 0-0 | .000 | 0 | 0 | 0 | 1.0 | 1 | 0 | 1 | 0 | 0 | 6 | 7.3 | |
| at Southern Utah | Jan. 4 | 7 | 0-1 | .000 | 0-0 | .000 | 0-0 | .000 | 0 | 0 | 0 | 0.8 | 0 | 1 | 0 | 0 | 0 | 0 | 5.8 | |
| at Utah Tech | Jan. 6 | 9 | 1-2 | .500 | 0-1 | .000 | 0-0 | .000 | 0 | 0 | 0 | 0.7 | 2 | 0 | 0 | 0 | 0 | 2 | 5.2 | |
| Abilene Christian | Jan. 11 | 15 | 0-1 | .000 | 0-0 | .000 | 3-3 | 1.000 | 0 | 0 | 0 | 0.6 | 0 | 3 | 1 | 0 | 1 | 3 | 4.9 | |
| Tarleton State | Jan. 13 | 13 | 0-3 | .000 | 0-2 | .000 | 0-0 | .000 | 0 | 3 | 3 | 0.9 | 3 | 1 | 1 | 0 | 1 | 0 | 4.3 | |
| Utah Valley | Jan. 18 | 19 | 5-8 | .625 | 3-4 | .750 | 0-1 | .000 | 0 | 4 | 4 | 1.2 | 4 | 2 | 2 | 0 | 4 | 13 | 5.2 | |
| at Seattle U | Jan. 20 | 12 | 1-1 | 1.000 | 1-1 | 1.000 | 0-0 | .000 | 0 | 2 | 2 | 1.3 | 1 | 0 | 1 | 0 | 0 | 3 | 5.0 | |
| at Stephen F. Austin | Jan. 25 | 8 | 0-3 | .000 | 0-3 | .000 | 0-0 | .000 | 0 | 0 | 0 | 1.2 | 1 | 1 | 1 | 0 | 0 | 0 | 4.5 | |

CAREER STATS

| Year | GP | GS | MIN | MPG | FG | FGA | PCT | 3PM | 3PA | 3PCT | FT | FTA | PCT | OFF | DEF | TOT | AVG | PF | AST | APG | TO | BLK | STL | PTS | PPG |
|---------------|-----|----|-------|------|-----|-------|------|-----|-----|------|-----|-----|------|-----|-----|-----|-----|-----|-----|-----|-----|-----|-----|-------|------|
| 2019-20 (Fr.) | 30 | 30 | 1,038 | 34.6 | 112 | 266 | 42.1 | 23 | 86 | 26.7 | 75 | 100 | 75.0 | 18 | 146 | 164 | 5.5 | 68 | 109 | 3.6 | 62 | 1 | 48 | 322 | 10.7 |
| 2020-21 (So.) | 24 | 24 | 774 | 32.3 | 106 | 256 | 41.4 | 31 | 96 | 32.3 | 46 | 57 | 80.7 | 14 | 74 | 88 | 3.7 | 46 | 130 | 5.4 | 54 | 2 | 38 | 289 | 12.0 |
| 2021-22 (So.) | 31 | 31 | 1,028 | 33.2 | 178 | 428 | 41.6 | 61 | 155 | 39.4 | 73 | 99 | 73.7 | 11 | 77 | 88 | 2.8 | 62 | 124 | 4.0 | 61 | 2 | 53 | 490 | 15.8 |
| 2022-23 (Jr.) | 12 | 12 | 331 | 27.6 | 46 | 118 | 39.0 | 10 | 41 | 24.4 | 26 | 32 | 81.3 | 4 | 24 | 28 | 2.3 | 22 | 29 | 2.4 | 18 | 3 | 18 | 128 | 10.7 |
| 2023-24 (Sr.) | 11 | 1 | 143 | 13.0 | 18 | 43 | 41.9 | 11 | 23 | 47.8 | 3 | 5 | 60.0 | 2 | 11 | 13 | 1.2 | 16 | 18 | 1.6 | 10 | 0 | 10 | 50 | 4.5 |
| Total | 108 | 98 | 3,314 | 30.7 | 460 | 1,111 | 41.4 | 136 | 401 | 33.9 | 223 | 293 | 76.1 | 49 | 332 | 381 | 3.5 | 214 | 410 | 3.8 | 205 | 8 | 167 | 1,279 | 11.8 |



11 CALEB SHAW

GUARD • SOPHOMORE • 6-5 • 205
PHOENIX, ARIZ.
VALLEY CHRISTIAN HS
NORTHERN COLORADO

CURRENT STATS

| | | | | | |
|-----|-----|-----|-----|-----|-----|
| 0.0 | 0.0 | 0.0 | 0.0 | 0.0 | 0.0 |
| PPG | RPG | APG | FG% | FT% | 3P% |

TRACKING

| | Season | Career |
|--------------------|--------|--------|
| 10+ points | 0 | 4 |
| 10+ rebounds | 0 | 0 |
| 5+ assists | 0 | 0 |
| Double-doubles | 0 | 0 |
| Led team in points | 0 | 0 |

CAREER HIGHS

| POINTS | REBS | ASSISTS | 3-PT M |
|---------------------------------------|---|---|--|
| 19 | 7 | 2 | 5 |
| vs. Jacksonville St. Nov. 26, 2022 | vs. Tex. A&M Commerce Nov. 11, 2022 | 4 times, last: at Weber State Dec. 29, 2022 | vs. Tex. A&M Commerce Nov. 11, 2022 |
| FT M | STEALS | BLOCKS | MINUTES |
| 7 | 1 | 1 | 26 |
| vs. N. Dakota State Nov. 25, 2022 | 9 times, last: at E. Washington Feb. 18, 2023 | 3 times, last: vs. Montana State Jan. 5, 2023 | 2 times, last: at New Mexico Nov. 27, 2022 |

1st Half

2nd Half

POINTS

REB.

PURPLE

shading denotes a career high set this season

SEASON HIGHS

| POINTS | REBS | ASSISTS | 3-PT M |
|--------|--------|---------|---------|
| -- | -- | -- | -- |
| -- | -- | -- | -- |
| FT M | STEALS | BLOCKS | MINUTES |
| -- | -- | -- | -- |
| -- | -- | -- | -- |

NOTES

THIS SEASON

» **FAMILY:** Transfers to GCU where he will join fellow Lope Isaiah Shaw (brother), assistant coach Casey Shaw (father) and head coach Bryce Drew (uncle). Teams up with Isaiah for GCU's second brother duo of the D-I era (Tim and Michael Finke in 2018-19).

OTHER NOTES

- » **TRUE FRESHMAN CONTRIBUTOR:** Began college career at Northern Colorado in 2022-23. Played in all 32 games as a true freshman, averaging 17.1 minutes to rank fifth on the team behind two graduate students and two seniors. His 166 points on the season were the most by a Bears freshman since Big Sky Freshman of the Year Bodie Hume scored 347 in 2018-19.
- » **COLLEGE READY:** Growing up with a D-I basketball assistant for a father and D-I player for an older brother, proved ready for D-I basketball almost immediately. Scored in double figures in half of his first eight career games, including an 18-point outburst in his second collegiate game against Texas A&M-Commerce on Nov. 11. He shot 5-of-6 from 3-point range and pulled in a season-high seven rebounds.
- » **OLDER OR YOUNGER?:** Although being born 1 year, 5 months and 2 days later than Isaiah, younger brother Caleb is a sophomore and older brother Isaiah is a redshirt freshman. Isaiah redshirted his first two seasons with the Lopes (one standard and one medical.)

GAME LOG

| Opponent | Date | GS | Min | FG | SHOOTING | | FT | REBOUNDING | | | | | | | PTS | AVG |
|-------------------------|---------|----|-----|----|----------|--|----------------|------------|---|---|---|----|---|----|-----|-----|
| | | | | | 3PT | | | O | D | T | A | PF | A | TO | BLK | STL |
| SE Missouri State | Nov. 6 | | | | | | DNP - redshirt | | | | | | | | | |
| Northern Arizona | Nov. 12 | | | | | | DNP - redshirt | | | | | | | | | |
| vs. San Francisco | Nov. 17 | | | | | | DNP - redshirt | | | | | | | | | |
| vs. South Carolina | Nov. 19 | | | | | | DNP - redshirt | | | | | | | | | |
| North Dakota State | Nov. 25 | | | | | | DNP - redshirt | | | | | | | | | |
| at UT Rio Grande Valley | Nov. 29 | | | | | | DNP - redshirt | | | | | | | | | |
| UT Arlington | Dec. 2 | | | | | | DNP - redshirt | | | | | | | | | |
| San Diego State | Dec. 5 | | | | | | DNP - redshirt | | | | | | | | | |
| at Liberty | Dec. 9 | | | | | | DNP - redshirt | | | | | | | | | |
| vs. Portland | Dec. 16 | | | | | | DNP - redshirt | | | | | | | | | |
| Sam Houston | Dec. 20 | | | | | | DNP - redshirt | | | | | | | | | |
| vs. Bethesda | Dec. 27 | | | | | | DNP - redshirt | | | | | | | | | |
| Louisiana Tech | Dec. 30 | | | | | | DNP - redshirt | | | | | | | | | |
| at Southern Utah | Jan. 4 | | | | | | DNP - redshirt | | | | | | | | | |
| at Utah Tech | Jan. 6 | | | | | | DNP - redshirt | | | | | | | | | |
| Abilene Christian | Jan. 11 | | | | | | DNP - redshirt | | | | | | | | | |
| Tarleton State | Jan. 13 | | | | | | DNP - redshirt | | | | | | | | | |
| Utah Valley | Jan. 18 | | | | | | DNP - redshirt | | | | | | | | | |
| at Seattle U | Jan. 20 | | | | | | DNP - redshirt | | | | | | | | | |
| at Stephen F. Austin | Jan. 25 | | | | | | DNP - redshirt | | | | | | | | | |

CAREER STATS

(SHADING DENOTES PREVIOUS SCHOOLS)

| Year | GP | GS | MIN | MPG | FG | FGA | PCT | 3PM | 3PA | 3PCT | FT | FTA | PCT | OFF | DEF | TOT | AVG | PF | AST | APG | TO | BLK | STL | PTS | PPG |
|---------------|----|----|-----|------|----|-----|------|-----|-----|------|----|-----|------|-----|-----|-----|-----|----|-----|-----|----|-----|-----|-----|-----|
| 2022-23 (Fr.) | 32 | 1 | 551 | 17.2 | 57 | 152 | 37.5 | 21 | 78 | 26.9 | 31 | 51 | 60.8 | 17 | 56 | 73 | 2.3 | 47 | 18 | 0.6 | 34 | 3 | 9 | 166 | 5.2 |
| 2023-24 (So.) | 0 | 0 | 0 | 0.0 | 0 | 0 | 0.0 | 0 | 0 | 0.0 | 0 | 0 | 0.0 | 0 | 0 | 0 | 0.0 | 0 | 0 | 0.0 | 0 | 0 | 0 | 0 | 0.0 |
| Total | 32 | 1 | 551 | 17.2 | 57 | 152 | 37.5 | 21 | 78 | 26.9 | 31 | 51 | 60.8 | 17 | 56 | 73 | 2.3 | 47 | 18 | 0.6 | 34 | 3 | 9 | 166 | 5.2 |



12 MARQUESE JOSEPHS

GUARD • FRESHMAN • 6-1 • 195
TORONTO, CANADA
DREAM CITY CHRISTIAN SCHOOL

CURRENT STATS

| | | | | | |
|-----|-----|-----|------|-------|-----|
| 2.0 | 0.4 | 0.4 | 75.0 | 100.0 | 0.0 |
| PPG | RPG | APG | FG% | FT% | 3P% |

TRACKING

| | Season | Career |
|--------------------|--------|--------|
| 10+ points | 0 | 0 |
| 10+ rebounds | 0 | 0 |
| 5+ assists | 0 | 0 |
| Double-doubles | 0 | 0 |
| Led team in points | 0 | 0 |

CAREER HIGHS

| POINTS | REBS | ASSISTS | 3-PT M |
|-------------------------------------|-------------------------------|--|-------------------------------|
| 6 | 2 | 3 | -- |
| vs. Bethesda Dec. 27, 2023 | vs. Bethesda Dec. 27, 2023 | vs. Bethesda Dec. 27, 2023 | -- |
| FT M | STEALS | BLOCKS | MINUTES |
| 4 | -- | 1 | 19 |
| vs. Northern Ariz. Nov. 12, 2023 | -- | 2 times, last: vs. Utah Valley Jan. 18, 2024 | vs. Bethesda Dec. 27, 2023 |

1st Half

2nd Half

POINTS

6, vs. Bethesda
Dec. 27, 2023

REB.

1, vs. Bethesda
Dec. 27, 2023

1, vs. Bethesda
Dec. 27, 2023

PURPLE

shading denotes a career high set this season

SEASON HIGHS

| POINTS | REBS | ASSISTS | 3-PT M |
|-------------------------------------|-------------------------------|--|-------------------------------|
| 6 | 2 | 3 | -- |
| vs. Bethesda Dec. 27, 2023 | vs. Bethesda Dec. 27, 2023 | vs. Bethesda Dec. 27, 2023 | -- |
| FT M | STEALS | BLOCKS | MINUTES |
| 4 | -- | 1 | 19 |
| vs. Northern Ariz. Nov. 12, 2023 | -- | 2 times, last: vs. Utah Valley Jan. 18, 2024 | vs. Bethesda Dec. 27, 2023 |

NOTES

THIS SEASON

» **NICE START:** Saw late-game action in each of the first two games of his college career and did not missed a shot: two field goals and four free throws.

OTHER NOTES

» **CANADA -> USA:** Moved from the Toronto area to Phoenix before his high school junior year in pursuit of a dream to play college basketball and be his hoop family's first university student. Attended seven GCU basketball games while in Phoenix.

» **DREAM OF GCU:** Long dreamed of playing basketball for GCU and finally got offer from head coach Bryce Drew in the Summer of 2023. "When I visited last year with my parents, I said, 'This is where I need to be,' All I was waiting for was an offer."

GAME LOG

| Opponent | Date | GS | Min | FG | SHOOTING | | | FT | REBOUNDING | | | | | | | PTS | AVG |
|-------------------------|---------|----|-----|-------|----------|------|-----|------------------------|------------|---|---|-----|----|---|----|-----|-----|
| | | | | | 3PT | | | | O | D | T | A | PF | A | TO | | |
| SE Missouri State | Nov. 6 | 5 | 2-2 | 1.000 | 0-0 | .000 | 0-0 | .000 | 0 | 0 | 0 | 0.0 | 0 | 0 | 1 | 0 | 4.0 |
| Northern Arizona | Nov. 12 | 3 | 0-0 | .000 | 0-0 | .000 | 4-4 | 1.000 | 0 | 0 | 0 | 0.0 | 0 | 0 | 1 | 0 | 4.0 |
| vs. San Francisco | Nov. 17 | | | | | | | DNP - coach's decision | | | | | | | | | |
| vs. South Carolina | Nov. 19 | | | | | | | DNP - coach's decision | | | | | | | | | |
| North Dakota State | Nov. 25 | | | | | | | DNP - coach's decision | | | | | | | | | |
| at UT Rio Grande Valley | Nov. 29 | | | | | | | DNP - coach's decision | | | | | | | | | |
| UT Arlington | Dec. 2 | | | | | | | DNP - coach's decision | | | | | | | | | |
| San Diego State | Dec. 5 | | | | | | | DNP - coach's decision | | | | | | | | | |
| at Liberty | Dec. 9 | | | | | | | DNP - coach's decision | | | | | | | | | |
| vs. Portland | Dec. 16 | 2 | 0-0 | .000 | 0-0 | .000 | 0-0 | .000 | 0 | 0 | 0 | 0.0 | 0 | 0 | 0 | 0 | 2.7 |
| Sam Houston | Dec. 20 | 1 | 0-0 | .000 | 0-0 | .000 | 0-0 | .000 | 0 | 0 | 0 | 0.0 | 0 | 0 | 0 | 0 | 2.0 |
| vs. Bethesda | Dec. 27 | 19 | 3-3 | 1.000 | 0-0 | .000 | 0-0 | .000 | 1 | 1 | 2 | 0.4 | 0 | 3 | 0 | 1 | 2.8 |
| Louisiana Tech | Dec. 30 | | | | | | | DNP - coach's decision | | | | | | | | | |
| at Southern Utah | Jan. 4 | 2 | 0-1 | .000 | 0-0 | .000 | 0-0 | .000 | 0 | 0 | 0 | 0.3 | 0 | 0 | 0 | 0 | 2.3 |
| at Utah Tech | Jan. 6 | | | | | | | DNP - coach's decision | | | | | | | | | |
| Abilene Christian | Jan. 11 | | | | | | | DNP - coach's decision | | | | | | | | | |
| Tarleton State | Jan. 13 | 2 | 1-2 | .500 | 0-0 | .000 | 0-0 | .000 | 1 | 0 | 1 | 0.4 | 0 | 0 | 0 | 0 | 2.3 |
| Utah Valley | Jan. 18 | 1 | 0-0 | .000 | 0-0 | .000 | 0-0 | .000 | 0 | 0 | 0 | 0.4 | 0 | 0 | 0 | 1 | 2.0 |
| at Seattle U | Jan. 20 | | | | | | | DNP - coach's decision | | | | | | | | | |
| at Stephen F. Austin | Jan. 25 | | | | | | | DNP - coach's decision | | | | | | | | | |

CAREER STATS

| Year | GP | GS | MIN | MPG | FG | FGA | PCT | 3PM | 3PA | 3PCT | FT | FTA | PCT | OFF | DEF | TOT | AVG | PF | AST | APG | TO | BLK | STL | PTS | PPG |
|---------------|----|----|-----|-----|----|-----|------|-----|-----|------|----|-----|-------|-----|-----|-----|-----|----|-----|-----|----|-----|-----|-----|-----|
| 2023-24 (Fr.) | 8 | 0 | 35 | 4.4 | 6 | 8 | 75.0 | 0 | 0 | 0.0 | 4 | 4 | 100.0 | 2 | 1 | 3 | 0.4 | 0 | 3 | 0.4 | 2 | 2 | 0 | 16 | 2.0 |
| Total | 8 | 0 | 35 | 4.4 | 6 | 8 | 75.0 | 0 | 0 | 0.0 | 4 | 4 | 100.0 | 2 | 1 | 3 | 0.4 | 0 | 3 | 0.4 | 2 | 2 | 0 | 16 | 2.0 |



21 NOAH AMENHAUSER

CENTER • FRESHMAN • 7-0 • 250
GOODYEAR, ARIZ.
ESTRELLA FOOTHILLS HS



CURRENT STATS

| | | | | | |
|-----|-----|-----|------|------|-------|
| 2.0 | 0.7 | 0.1 | 75.0 | 33.3 | 100.0 |
| PPG | RPG | APG | FG% | FT% | 3P% |

TRACKING

| | Season | Career |
|--------------------|--------|--------|
| 10+ points | 1 | 1 |
| 10+ rebounds | 0 | 0 |
| 5+ assists | 0 | 0 |
| Double-doubles | 0 | 0 |
| Led team in points | 0 | 0 |

CAREER HIGHS

| POINTS | REBS | ASSISTS | 3-PT M |
|-------------------------------|----------------------------------|-----------------------------------|-------------------------------|
| 12 | 5 | 1 | 1 |
| vs. Bethesda Dec. 27, 2023 | vs. Bethesda Dec. 27, 2023 | vs. Bethesda Dec. 27, 2023 | vs. Bethesda Dec. 27, 2023 |
| FT M | STEALS | BLOCKS | MINUTES |
| 1 | -- | 2 | 17 |
| vs. Bethesda Dec. 27, 2023 | -- | vs. Bethesda Dec. 27, 2023 | vs. Bethesda Dec. 27, 2023 |
| 1st Half | | 2nd Half | |
| POINTS | 1, vs. Bethesda Dec. 27, 2023 | 11, vs. Bethesda Dec. 27, 2023 | |
| REB. | 1, vs. Bethesda Dec. 27, 2023 | 4, vs. Bethesda Dec. 27, 2023 | |

PURPLE

shading denotes a career high set this season

SEASON HIGHS

| POINTS | REBS | ASSISTS | 3-PT M |
|-------------------------------|-------------------------------|-------------------------------|-------------------------------|
| 12 | 5 | 1 | 1 |
| vs. Bethesda Dec. 27, 2023 | vs. Bethesda Dec. 27, 2023 | vs. Bethesda Dec. 27, 2023 | vs. Bethesda Dec. 27, 2023 |
| FT M | STEALS | BLOCKS | MINUTES |
| 1 | -- | 2 | 17 |
| vs. Bethesda Dec. 27, 2023 | -- | vs. Bethesda Dec. 27, 2023 | vs. Bethesda Dec. 27, 2023 |

NOTES

THIS SEASON

» **IN THE BOOKS:** Logged first points and rebounds of college career in Dec. 27 win over Bethesda.

OTHER NOTES

- » **RETURN FROM INJURY:** Cleared to return to basketball this summer after successful recovery from high school injury.
- » **MULTI-SPORT:** Also competed in swimming and volleyball. High school coach: "There is no doubt that swim and volleyball have made him a better basketball player. Along with the competitive aspect of swim, he will come into our practices in great shape."
- » **GCU ROOTS:** Mom, Heather (nee Guiney), played basketball at GCU from 1994 to 2000.
- » **CHRISTIAN STUDIES:** Majoring in Christian Studies: "The dream is for basketball to work out overseas or the NBA. But if it doesn't work out, I want to be a high school pastor. So having those Monday chapels with the arena filled and to have that love and connection with Christ, you don't have that on any other campus. It is a big reason why I decided to come there."

GAME LOG

| Opponent | Date | GS | Min | FG | SHOOTING | | | FT | REBOUNDING | | | | | | | PTS | AVG |
|-------------------------|---------|----|-----|-------|----------|-------|-----|------------------------|------------|---|---|-----|----|---|----|-----|-----|
| | | | | | 3PT | | | | O | D | T | A | PF | A | TO | | |
| SE Missouri State | Nov. 6 | 4 | 0-0 | .000 | 0-0 | .000 | 0-0 | .000 | 0 | 0 | 0 | 0.0 | 0 | 0 | 0 | 0 | 0.0 |
| Northern Arizona | Nov. 12 | 2 | 0-0 | .000 | 0-0 | .000 | 0-0 | .000 | 0 | 0 | 0 | 0.0 | 0 | 0 | 0 | 0 | 0.0 |
| vs. San Francisco | Nov. 17 | | | | | | | DNP - coach's decision | | | | | | | | | |
| vs. South Carolina | Nov. 19 | | | | | | | DNP - coach's decision | | | | | | | | | |
| North Dakota State | Nov. 25 | | | | | | | DNP - coach's decision | | | | | | | | | |
| at UT Rio Grande Valley | Nov. 29 | | | | | | | DNP - coach's decision | | | | | | | | | |
| UT Arlington | Dec. 2 | | | | | | | DNP - coach's decision | | | | | | | | | |
| San Diego State | Dec. 5 | | | | | | | DNP - coach's decision | | | | | | | | | |
| at Liberty | Dec. 9 | | | | | | | DNP - coach's decision | | | | | | | | | |
| vs. Portland | Dec. 16 | 2 | 0-1 | .000 | 0-0 | .000 | 0-0 | .000 | 0 | 0 | 0 | 0.0 | 0 | 0 | 0 | 0 | 0.0 |
| Sam Houston | Dec. 20 | 1 | 0-0 | .000 | 0-0 | .000 | 0-0 | .000 | 0 | 0 | 0 | 0.0 | 0 | 0 | 0 | 0 | 0.0 |
| vs. Bethesda | Dec. 27 | 17 | 5-6 | .833 | 1-1 | 1.000 | 1-3 | .333 | 3 | 2 | 5 | 1.0 | 0 | 1 | 1 | 2 | 2.4 |
| Louisiana Tech | Dec. 30 | | | | | | | DNP - coach's decision | | | | | | | | | |
| at Southern Utah | Jan. 4 | 1 | 0-0 | .000 | 0-0 | .000 | 0-0 | .000 | 0 | 0 | 0 | 0.8 | 0 | 0 | 0 | 0 | 2.0 |
| at Utah Tech | Jan. 6 | | | | | | | DNP - coach's decision | | | | | | | | | |
| Abilene Christian | Jan. 11 | | | | | | | DNP - coach's decision | | | | | | | | | |
| Tarleton State | Jan. 13 | | | | | | | DNP - personal | | | | | | | | | |
| Utah Valley | Jan. 18 | 0 | 1-1 | 1.000 | 0-0 | .000 | 0-0 | .000 | 0 | 0 | 0 | 0.7 | 0 | 0 | 0 | 2 | 2.0 |
| at Seattle U | Jan. 20 | | | | | | | DNP - coach's decision | | | | | | | | | |
| at Stephen F. Austin | Jan. 25 | | | | | | | DNP - coach's decision | | | | | | | | | |

CAREER STATS

| Year | GP | GS | MIN | MPG | FG | FGA | PCT | 3PM | 3PA | 3PCT | FT | FTA | PCT | OFF | DEF | TOT | AVG | PF | AST | APG | TO | BLK | STL | PTS | PPG |
|---------------|----|----|-----|-----|----|-----|------|-----|-----|-------|----|-----|------|-----|-----|-----|-----|----|-----|-----|----|-----|-----|-----|-----|
| 2023-24 (Fr.) | 7 | 0 | 27 | 3.9 | 6 | 8 | 75.0 | 1 | 1 | 100.0 | 1 | 3 | 33.3 | 3 | 2 | 5 | 0.7 | 0 | 1 | 0.1 | 1 | 3 | 0 | 14 | 2.0 |
| Total | 7 | 0 | 27 | 3.9 | 6 | 8 | 75.0 | 1 | 1 | 100.0 | 1 | 3 | 33.3 | 3 | 2 | 5 | 0.7 | 0 | 1 | 0.1 | 1 | 3 | 0 | 14 | 2.0 |



22 JOSH BAKER

GUARD • SENIOR • 6-4 • 185
PHOENIX, ARIZ.
McCLINTOCK HS
HUTCHINSON CC ('19-21), UNLV ('21-22)

CURRENT STATS

| | | | | | |
|-----|-----|-----|------|------|------|
| 3.7 | 1.2 | 1.1 | 44.9 | 92.9 | 34.6 |
| PPG | RPG | APG | FG% | FT% | 3P% |

TRACKING

| | Season | Career |
|--------------------|--------|--------|
| 10+ points | 2 | 10 |
| 10+ rebounds | 0 | 0 |
| 5+ assists | 1 | 3 |
| Double-doubles | 0 | 0 |
| Led team in points | 0 | 0 |

CAREER HIGHS

| | | | |
|--|---|------------------------------------|--------------------------------|
| POINTS | REBS | ASSISTS | 3-PT M |
| 14 | 7 | 9 | 4 |
| vs. Utah Tech Jan. 18, 2023 | 2 times, last: vs. Bethesda Dec. 27, 2023 | vs. Bethesda Dec. 27, 2023 | vs. Utah Tech Jan. 18, 2023 |
| FT M | STEALS | BLOCKS | MINUTES |
| 6 | 4 | 2 | 34 |
| 3 times, last: at Wyoming Dec. 3, 2022 | 3 times, last: vs. Bethesda Dec. 27, 2023 | at Calif. Baptist Dec. 29, 2022 | vs. Utah Tech Jan. 18, 2023 |

| | | |
|--------|---|---|
| | 1st Half | 2nd Half |
| POINTS | 13, vs. Northern Iowa Nov. 22, 2022 | 10, vs. SD Christian Nov. 9, 2022 |
| REB. | 4 (4x), last: vs. Bethesda Dec. 27, 2023 | 4 (2x), last: vs. Pep. Dec. 17, 2022 |

PURPLE

shading denotes a career high set this season

SEASON HIGHS

| | | | |
|---|-------------------------------|-------------------------------------|----------------------------------|
| POINTS | REBS | ASSISTS | 3-PT M |
| 11 | 7 | 9 | 2 |
| vs. Bethesda Dec. 27, 2023 | vs. Bethesda Dec. 27, 2023 | vs. Bethesda Dec. 27, 2023 | vs. Utah Valley Jan. 18, 2024 |
| FT M | STEALS | BLOCKS | MINUTES |
| 3 | 4 | 1 | 27 |
| 2 times, last: at Seattle U Jan. 20, 2024 | vs. Bethesda Dec. 27, 2023 | vs. Northern Ariz. Nov. 12, 2023 | at Liberty Dec. 9, 2023 |

NOTES

THIS SEASON

- » **CAREER BESTS:** Earned start on Dec. 27 in win over Bethesda, logging career best in assists (9); matching in rebounds (7), steals (4).
- » **SENIOR SEASON:** Returned from shoulder surgery to appear off the bench in GCU's rout of Northern Arizona on Nov. 12.

OTHER NOTES

- » **RETURNED HOME:** After two years at Hutchinson CC in Kansas and one year at UNLV in 2021-22, returned to Phoenix. "It's overwhelming. I knew I had a lot of love in this city, but seeing it and actually feeling it is different. Playing in my hometown means everything. I honestly didn't know how big it was going to be for me when I was making the decision, but now I'm feeling the love. I'm learning how many people I represent, my family, myself, everybody in my neighborhood and community. It's big and I'm loving it."
- » **IN VEGAS:** Appeared in 25 games and started 12 of them in his lone season with the Runnin' Rebels. Was tied for fifth in the nation in free throw percentage (93.5%) among individuals with at least 30 attempts.
- » **BLOODLINES:** Older brother, Jordan, played basketball professionally in China and Mexico.

GAME LOG

| Opponent | Date | GS | Min | FG | SHOOTING | | | FT | REBOUNDING | | | | | | | PTS | AVG | | | |
|-------------------------|---------|----|-----|-------|----------|-------|------|--------------|------------|---|---|-----|-----|---|----|-----|-----|-----|-----|-----|
| | | | | | 3PT | | | | O | D | T | A | PF | A | TO | | | BLK | STL | |
| SE Missouri State | Nov. 6 | | | | | | | DNP - injury | | | | | | | | | | | | |
| Northern Arizona | Nov. 12 | 14 | 2-3 | .667 | 1-2 | .500 | 2-2 | 1.000 | 0 | 0 | 0 | 0.0 | 1 | 1 | 1 | 1 | 0 | 7 | 7.0 | |
| vs. San Francisco | Nov. 17 | 9 | 0-1 | .000 | 0-1 | .000 | 0-0 | .000 | 0 | 1 | 1 | 0.5 | 0 | 0 | 4 | 0 | 0 | 0 | 3.5 | |
| vs. South Carolina | Nov. 19 | 4 | 0-0 | .000 | 0-0 | .000 | 0-0 | .000 | 0 | 0 | 0 | 0.3 | 0 | 0 | 1 | 0 | 0 | 0 | 2.3 | |
| North Dakota State | Nov. 25 | | | | | | | DNP - injury | | | | | | | | | | | | |
| at UT Rio Grande Valley | Nov. 29 | 23 | 1-4 | .250 | 1-3 | .333 | 2-2 | 1.000 | 0 | 3 | 3 | 1.0 | 1 | 2 | 2 | 0 | 0 | 5 | 3.0 | |
| UT Arlington | Dec. 2 | 19 | 3-6 | .500 | 1-2 | .500 | 3-3 | 1.000 | 0 | 0 | 0 | 0.8 | 0 | 1 | 1 | 0 | 1 | 10 | 4.4 | |
| San Diego State | Dec. 5 | 9 | 0-0 | .000 | 0-0 | .000 | 0-0 | .000 | 0 | 1 | 1 | 0.8 | 1 | 0 | 1 | 0 | 0 | 0 | 3.7 | |
| at Liberty | Dec. 9 | 27 | 1-4 | .250 | 0-2 | .000 | 0-0 | .000 | 1 | 3 | 4 | 1.3 | 1 | 1 | 0 | 0 | 1 | 2 | 3.4 | |
| vs. Portland | Dec. 16 | 7 | 0-1 | .000 | 0-1 | .000 | 0-0 | .000 | 0 | 0 | 0 | 1.1 | 0 | 1 | 0 | 0 | 1 | 0 | 3.0 | |
| Sam Houston | Dec. 20 | 12 | 3-4 | .750 | 1-2 | .500 | 0-0 | .000 | 0 | 0 | 0 | 1.0 | 0 | 1 | 0 | 0 | 1 | 7 | 3.4 | |
| vs. Bethesda | Dec. 27 | * | 26 | 5-11 | .455 | 1-5 | .200 | 0-0 | .000 | 2 | 5 | 7 | 1.6 | 1 | 9 | 2 | 0 | 4 | 11 | 4.2 |
| Louisiana Tech | Dec. 30 | 11 | 0-0 | .000 | 0-0 | .000 | 0-0 | .000 | 0 | 1 | 1 | 1.5 | 1 | 1 | 1 | 0 | 3 | 0 | 3.8 | |
| at Southern Utah | Jan. 4 | 19 | 3-4 | .750 | 1-1 | 1.000 | 1-1 | 1.000 | 0 | 2 | 2 | 1.6 | 1 | 1 | 0 | 0 | 1 | 8 | 4.2 | |
| at Utah Tech | Jan. 6 | 12 | 1-1 | 1.000 | 0-0 | .000 | 0-0 | .000 | 0 | 0 | 0 | 1.5 | 0 | 0 | 0 | 0 | 0 | 2 | 4.0 | |
| Abilene Christian | Jan. 11 | 3 | 0-1 | .000 | 0-1 | .000 | 0-0 | .000 | 0 | 0 | 0 | 1.4 | 1 | 0 | 0 | 0 | 0 | 0 | 3.7 | |
| Tarleton State | Jan. 13 | 8 | 1-2 | .500 | 1-1 | 1.000 | 0-0 | .000 | 0 | 0 | 0 | 1.3 | 0 | 0 | 0 | 0 | 0 | 3 | 3.7 | |
| Utah Valley | Jan. 18 | 13 | 2-3 | .667 | 2-2 | 1.000 | 2-2 | 1.000 | 0 | 1 | 1 | 1.3 | 0 | 1 | 2 | 0 | 0 | 8 | 3.9 | |
| at Seattle U | Jan. 20 | 20 | 0-3 | .000 | 0-2 | .000 | 3-4 | .750 | 1 | 1 | 2 | 1.3 | 1 | 1 | 0 | 0 | 1 | 3 | 3.9 | |
| at Stephen F. Austin | Jan. 25 | 3 | 0-1 | .000 | 0-1 | .000 | 0-0 | .000 | 0 | 0 | 0 | 1.2 | 0 | 0 | 0 | 0 | 0 | 0 | 3.7 | |

CAREER STATS

(SHADING DENOTES PREVIOUS SCHOOLS)

| Year | GP | GS | MIN | MPG | FG | FGA | PCT | 3PM | 3PA | 3PCT | FT | FTA | PCT | OFF | DEF | TOT | AVG | PF | AST | APG | TO | BLK | STL | PTS | PPG |
|---------------|----|----|------|------|-----|-----|------|-----|-----|------|----|-----|------|-----|-----|-----|-----|----|-----|-----|----|-----|-----|-----|-----|
| 2021-22 (So.) | 25 | 12 | 416 | 16.6 | 27 | 75 | 36.0 | 14 | 53 | 26.4 | 29 | 31 | 93.5 | 8 | 21 | 29 | 1.2 | 26 | 34 | 1.4 | 15 | 2 | 8 | 97 | 3.9 |
| 2022-23 (Jr.) | 31 | 16 | 655 | 21.1 | 61 | 159 | 38.4 | 34 | 95 | 35.8 | 24 | 34 | 70.6 | 6 | 68 | 74 | 2.4 | 56 | 70 | 2.3 | 48 | 8 | 20 | 180 | 5.8 |
| 2023-24 (Sr.) | 18 | 1 | 239 | 13.3 | 22 | 49 | 44.9 | 9 | 26 | 34.6 | 13 | 14 | 92.9 | 4 | 18 | 22 | 1.2 | 9 | 20 | 1.1 | 15 | 1 | 13 | 66 | 3.7 |
| Total | 74 | 29 | 1310 | 17.7 | 110 | 283 | 38.9 | 57 | 174 | 32.8 | 66 | 79 | 83.5 | 18 | 107 | 125 | 1.7 | 91 | 124 | 1.7 | 78 | 11 | 41 | 343 | 4.6 |



24 **DUKE**
BRENNAN

FORWARD • SOPHOMORE • 6-10 • 250
CHANDLER, ARIZ.
HILLCREST PREP
ARIZONA STATE

CURRENT STATS

| | | | | | |
|------------|------------|------------|-------------|-------------|------------|
| 6.7 | 6.5 | 0.4 | 56.8 | 55.3 | 0.0 |
| PPG | RPG | APG | FG% | FT% | 3P% |

TRACKING

| | Season | Career |
|--------------------|--------|--------|
| 10+ points | 3 | 4 |
| 10+ rebounds | 4 | 4 |
| 5+ assists | 0 | 0 |
| Double-doubles | 2 | 2 |
| Led team in points | 1 | 2 |

CAREER HIGHS

| POINTS | REBS | ASSISTS | 3-PT M |
|-----------------------------------|----------------------------------|-------------------------------------|---|
| 19 | 14 | 2 | -- |
| vs. Sam Houston Dec. 20, 2023 | at SFA Jan. 25, 2024 | vs. San Diego State Dec. 5, 2023 | -- -- |
| FT M | STEALS | BLOCKS | MINUTES |
| 6 | 3 | 3 | 30 |
| at San Francisco Dec. 21, 2022 | vs. Sam Houston Dec. 20, 2023 | at Oregon State Jan. 14, 2023 | 2 times, last: at Seattle U Jan. 20, 2024 |

| | 1st Half | 2nd Half |
|--------|--|--|
| POINTS | 10 , vs. SEMO Nov. 6, 2023 | 11 , vs. Sam Houston Dec. 20, 2023 |
| REB. | 8 (2x), last: at SFA Jan. 25, 2024 | 6 , at SFA Jan. 25, 2024 |

PURPLE

shading denotes a career high set this season

SEASON HIGHS

| POINTS | REBS | ASSISTS | 3-PT M |
|------------------------------------|----------------------------------|---|---|
| 19 | 14 | 2 | -- |
| vs. Sam Houston Dec. 20, 2023 | at SFA Jan. 25, 2024 | vs. San Diego State Dec. 5, 2023 | -- |
| FT M | STEALS | BLOCKS | MINUTES |
| 4 | 3 | 2 | 30 |
| vs. San Francisco Nov. 17, 2023 | vs. Sam Houston Dec. 20, 2023 | 4 times, last: at Seattle U Jan. 20, 2024 | 3 times, last: at SFA Jan. 25, 2024 |

NOTES

THIS SEASON

» **CAREER NIGHT:** Logged career high in points (19) and posted his second career double-double in win over Sam Houston on Dec. 20, leading Brennan to win WAC Newcomer of the Week award on Dec. 26.

OTHER NOTES

» **FRESHMAN RECORD HOLDER:** Was one of four Sun Devils to appear in all 36 of the team's games. Set the program's all-time record for most games played by a freshman.

» **FLAGGS CONNECTION:** Best friends with Lopes teammate Malcolm Flaggs and both transferred from Arizona State. Formed a "brother-like relationship" as high school teammates and with Flaggs' father training them.

» **ATHLETIC FAMILY:** Father, Bill, played football at Cal State Fullerton. Sister, Breann, golfed at Utah Valley in 2019-20. Has long list of athletes in family: cousin, Brent, played football at UCLA and was named head coach at Arizona on Jan. 16, 2024; second cousin, Colt, was Heisman finalist as Hawaii's QB who had stints in NFL; grandfather, Bill, played football at Santa Clara; other cousins played basketball at Kansas (Dillon Wilhite), football at Arizona (Brad Brennan) and volleyball at USC and Georgetown (Brennan and Peyton Wilhite).

GAME LOG

| Opponent | Date | GS | Min | FG | SHOOTING | | | REBOUNDING | | | | | | | | | | | | |
|-------------------------|---------|----|-----|------|----------|-----|------|------------|-------|---|----|----|------|-----|-----|-----|-----|---|----|------|
| | | | | | 3PT | FT | O | D | T | A | PF | A | TO | BLK | STL | PTS | AVG | | | |
| SE Missouri State | Nov. 6 | * | 19 | 5-6 | .833 | 0-0 | .000 | 2-3 | .667 | 3 | 7 | 10 | 10.0 | 4 | 0 | 3 | 0 | 1 | 12 | 12.0 |
| Northern Arizona | Nov. 12 | * | 18 | 2-6 | .333 | 0-0 | .000 | 2-4 | .500 | 2 | 1 | 3 | 6.5 | 3 | 0 | 0 | 1 | 2 | 6 | 9.0 |
| vs. San Francisco | Nov. 17 | * | 25 | 2-4 | .500 | 0-0 | .000 | 4-6 | .667 | 4 | 3 | 7 | 6.7 | 1 | 0 | 1 | 2 | 1 | 8 | 8.7 |
| vs. South Carolina | Nov. 19 | * | 19 | 0-1 | .000 | 0-0 | .000 | 3-4 | .750 | 2 | 3 | 5 | 6.3 | 4 | 1 | 3 | 0 | 0 | 3 | 7.3 |
| North Dakota State | Nov. 25 | * | 20 | 4-6 | .667 | 0-0 | .000 | 1-1 | 1.000 | 2 | 1 | 3 | 5.6 | 3 | 0 | 0 | 2 | 0 | 9 | 7.6 |
| at UT Rio Grande Valley | Nov. 29 | * | 12 | 2-2 | 1.000 | 0-0 | .000 | 2-4 | .500 | 0 | 5 | 5 | 5.5 | 5 | 0 | 1 | 0 | 0 | 6 | 7.3 |
| UT Arlington | Dec. 2 | * | 22 | 3-4 | .750 | 0-0 | .000 | 2-2 | 1.000 | 2 | 3 | 5 | 5.4 | 1 | 1 | 0 | 0 | 0 | 8 | 7.4 |
| San Diego State | Dec. 5 | * | 27 | 2-2 | 1.000 | 0-0 | .000 | 1-2 | .500 | 2 | 1 | 3 | 5.1 | 3 | 2 | 0 | 1 | 0 | 5 | 7.1 |
| at Liberty | Dec. 9 | * | 21 | 2-4 | .500 | 0-0 | .000 | 0-0 | .000 | 4 | 1 | 5 | 5.1 | 5 | 0 | 1 | 2 | 1 | 4 | 6.8 |
| vs. Portland | Dec. 16 | * | 14 | 3-6 | .500 | 0-0 | .000 | 0-0 | .000 | 3 | 4 | 7 | 5.3 | 2 | 0 | 2 | 1 | 0 | 6 | 6.7 |
| Sam Houston | Dec. 20 | * | 24 | 8-10 | .800 | 0-0 | .000 | 3-5 | .600 | 2 | 8 | 10 | 5.7 | 3 | 0 | 2 | 1 | 3 | 19 | 7.8 |
| vs. Bethesda | Dec. 27 | * | 9 | 5-7 | .714 | 0-1 | .000 | 0-0 | .000 | 1 | 4 | 5 | 5.7 | 0 | 0 | 0 | 1 | 1 | 10 | 8.0 |
| Louisiana Tech | Dec. 30 | * | 30 | 1-4 | .250 | 0-0 | .000 | 1-2 | .500 | 3 | 5 | 8 | 5.8 | 2 | 0 | 1 | 0 | 1 | 3 | 7.6 |
| at Southern Utah | Jan. 4 | * | 22 | 4-6 | .667 | 0-0 | .000 | 0-0 | .000 | 0 | 4 | 4 | 5.7 | 4 | 1 | 2 | 0 | 1 | 8 | 7.6 |
| at Utah Tech | Jan. 6 | * | 19 | 0-5 | .000 | 0-0 | .000 | 0-0 | .000 | 2 | 3 | 5 | 5.7 | 4 | 0 | 2 | 1 | 0 | 0 | 7.1 |
| Abilene Christian | Jan. 11 | * | 27 | 2-2 | 1.000 | 0-0 | .000 | 0-1 | .000 | 1 | 9 | 10 | 5.9 | 3 | 0 | 2 | 0 | 0 | 4 | 6.9 |
| Tarleton State | Jan. 13 | * | 27 | 3-8 | .375 | 0-0 | .000 | 0-1 | .000 | 4 | 4 | 8 | 6.1 | 2 | 0 | 1 | 1 | 0 | 6 | 6.9 |
| Utah Valley | Jan. 18 | * | 20 | 3-5 | .600 | 0-0 | .000 | 3-7 | .429 | 4 | 3 | 7 | 6.1 | 5 | 1 | 2 | 0 | 0 | 9 | 7.0 |
| at Seattle U | Jan. 20 | * | 30 | 1-1 | 1.000 | 0-0 | .000 | 1-2 | .500 | 2 | 3 | 5 | 6.1 | 3 | 0 | 1 | 2 | 2 | 3 | 6.8 |
| at Stephen F. Austin | Jan. 25 | * | 30 | 2-6 | .333 | 0-0 | .000 | 1-3 | .333 | 6 | 8 | 14 | 6.5 | 4 | 0 | 2 | 1 | 0 | 5 | 6.7 |

CAREER STATS

(SHADING DENOTES PREVIOUS SCHOOLS)

| Year | GP | GS | MIN | MPG | FG | FGA | PCT | 3PM | 3PA | 3PCT | FT | FTA | PCT | OFF | DEF | TOT | AVG | PF | AST | APG | TO | BLK | STL | PTS | PPG |
|---------------|-----------|-----------|------------|-------------|-----------|------------|-------------|----------|----------|------------|-----------|-----------|-------------|-----------|------------|------------|------------|------------|-----------|------------|-----------|-----------|-----------|------------|------------|
| 2022-23 (Fr.) | 35 | 1 | 301 | 8.6 | 23 | 46 | 50.0 | 0 | 0 | 0.0 | 29 | 46 | 63.0 | 41 | 38 | 79 | 2.3 | 58 | 5 | 0.1 | 13 | 17 | 7 | 75 | 2.1 |
| 2023-24 (So.) | 20 | 20 | 435 | 21.8 | 54 | 95 | 56.8 | 0 | 1 | 0.0 | 26 | 47 | 55.3 | 49 | 80 | 129 | 6.5 | 61 | 7 | 0.4 | 26 | 16 | 13 | 134 | 6.7 |
| Total | 55 | 21 | 736 | 13.4 | 77 | 141 | 54.6 | 0 | 1 | 0.0 | 55 | 93 | 59.1 | 90 | 118 | 208 | 3.8 | 119 | 12 | 0.2 | 39 | 33 | 20 | 209 | 3.8 |



30 **GABE**
McGLOTHAN

FORWARD • RS-SENIOR • 6-7 • 235
GILBERT, ARIZ.
BASHA HS
SOUTHEAST MISSOURI STATE ('18-19)

CURRENT STATS

| | | | | | |
|-------------|------------|------------|-------------|-------------|-------------|
| 14.8 | 7.7 | 1.4 | 56.1 | 75.0 | 44.4 |
| PPG | RPG | APG | FG% | FT% | 3P% |

TRACKING

| | Season | Career |
|--------------------|--------|--------|
| 10+ points | 15 | 62 |
| 10+ rebounds | 4 | 26 |
| 5+ assists | 1 | 1 |
| Double-doubles | 3 | 19 |
| Led team in points | 7 | 17 |

CAREER HIGHS

| POINTS | REBS | ASSISTS | 3-PT M |
|---------------------------------|---|--|---|
| 35 | 18 | 5 | 5 |
| vs. Seattle U March 9, 2023 | vs. Northern Iowa Nov. 22, 2022 | vs. Abilene Christian Jan. 11, 2024 | vs. Seattle U March 9, 2023 |
| FT M | STEALS | BLOCKS | MINUTES |
| 12 | 4 | 4 | 40 |
| vs. Pepperdine Dec. 17, 2022 | at Seattle U Jan. 20, 2024 | at Miss. Valley St. Dec. 4, 2018 | vs. SIU-Edwardsville Jan. 24, 2019 |
| 1st Half | | 2nd Half | |
| POINTS | 18 , vs. UTRGV Feb. 15, 2023 | | 21 , at UT Martin Feb. 14, 2019 |
| REB. | 9 , (3x) last vs. SDSU Dec. 5, 2023 | | 9 , (4x) last vs. N. Iowa Nov. 22, 2022 |

PURPLE

shading denotes a career high set this season

SEASON HIGHS

| POINTS | REBS | ASSISTS | 3-PT M |
|-------------------------------------|-------------------------------------|--|---|
| 28 | 14 | 5 | 4 |
| at Seattle U Jan. 20, 2024 | vs. Northern Ariz. Nov. 12, 2023 | vs. Abilene Christian Jan. 11, 2024 | 2 times, last: at Seattle U Jan. 20, 2024 |
| FT M | STEALS | BLOCKS | MINUTES |
| 9 | 4 | 3 | 38 |
| vs. South Carolina Nov. 19, 2023 | at Seattle U Jan. 20, 2024 | 2 times, last: vs. Utah Valley Jan. 18, 2024 | 2 times, last: at Liberty Dec. 9, 2023 |

THIS SEASON

- » **GRABBING AWARDS:** Has won three WAC Player of the Week awards this season (Dec. 11, Dec. 18, Jan. 8).
- » **1,000-POINT CLUB:** While he had already eclipsed 1,000 points for his full college career, McGlothan became the 27th all-time member of GCU's 1,000-point club on Dec. 16, 2023.
- » **REBOUND COUNTDOWN:** Became GCU's leading rebounder at the D-I level on Nov. 17 vs. USF (was: Keonta Vernon, 631).
- » **PRESEASON HONORS:** One of five individuals selected to the 2023 Preseason All-WAC team.
- » **TOURNEY RUN:** Helped lead GCU to WAC Tournament quarterfinal win over Seattle U with a career-high of 35 points on March 9. Landed on the All-Tournament team.
- » **ALL-WAC:** After being named to the Preseason All-WAC second team, lived up to the hype with a second-team selection in 2022-23.
- » **STARTER:** Earned first GCU start in second game of 2021-22 season and has started every game since.
- » **GCU CONNECTION:** Brother, Aidan, played soccer at GCU from 2014-17.

OTHER NOTES

GAME LOG

| Opponent | Date | GS | Min | FG | SHOOTING | | | FT | FT | REBOUNDING | | | | | | | | | | PTS | AVG |
|-------------------------|---------|----|-----|-------|----------|-----|-------|------|-------|------------------------|---|----|-----|----|---|----|-----|-----|----|------|-----|
| | | | | | 3PT | | | | | O | D | T | A | PF | A | TO | BLK | STL | | | |
| SE Missouri State | Nov. 6 | * | 28 | 1-4 | .250 | 1-4 | .250 | 2-2 | 1.000 | 2 | 3 | 5 | 5.0 | 2 | 3 | 4 | 1 | 0 | 5 | 5.0 | |
| Northern Arizona | Nov. 12 | * | 29 | 3-5 | .600 | 0-2 | .000 | 1-4 | .250 | 5 | 9 | 14 | 9.5 | 1 | 1 | 0 | 1 | 1 | 7 | 6.0 | |
| vs. San Francisco | Nov. 17 | * | 34 | 1-7 | .143 | 0-4 | .000 | 0-0 | .000 | 3 | 5 | 8 | 9.0 | 4 | 1 | 0 | 0 | 3 | 2 | 4.7 | |
| vs. South Carolina | Nov. 19 | * | 38 | 4-8 | .500 | 1-3 | .333 | 9-10 | .900 | 3 | 6 | 9 | 9.0 | 5 | 1 | 1 | 0 | 0 | 18 | 8.0 | |
| North Dakota State | Nov. 25 | * | 35 | 5-12 | .417 | 3-6 | .500 | 0-0 | .000 | 0 | 4 | 4 | 8.0 | 1 | 1 | 2 | 0 | 0 | 13 | 9.0 | |
| at UT Rio Grande Valley | Nov. 29 | * | 34 | 2-2 | 1.000 | 0-0 | .000 | 4-6 | .667 | 2 | 4 | 6 | 7.7 | 5 | 2 | 2 | 3 | 1 | 8 | 8.8 | |
| UT Arlington | Dec. 2 | * | 36 | 6-10 | .600 | 2-4 | .500 | 2-4 | .500 | 5 | 4 | 9 | 7.9 | 3 | 1 | 0 | 1 | 2 | 16 | 9.9 | |
| San Diego State | Dec. 5 | * | 37 | 4-7 | .571 | 1-3 | .333 | 6-6 | 1.000 | 4 | 9 | 13 | 8.5 | 3 | 2 | 3 | 1 | 1 | 15 | 10.5 | |
| at Liberty | Dec. 9 | * | 38 | 9-10 | .900 | 2-3 | .667 | 1-2 | .500 | 1 | 6 | 7 | 8.3 | 3 | 0 | 2 | 1 | 1 | 21 | 11.7 | |
| vs. Portland | Dec. 16 | * | 31 | 10-17 | .588 | 4-9 | .444 | 2-2 | 1.000 | 4 | 7 | 11 | 8.6 | 2 | 1 | 1 | 1 | 1 | 26 | 13.1 | |
| Sam Houston | Dec. 20 | * | 35 | 4-8 | .500 | 2-5 | .400 | 2-3 | .667 | 2 | 3 | 5 | 8.3 | 3 | 1 | 2 | 1 | 0 | 12 | 13.0 | |
| vs. Bethesda | Dec. 27 | | | | | | | | | DNP - coach's decision | | | | | | | | | | | |
| Louisiana Tech | Dec. 30 | * | 31 | 4-9 | .444 | 3-5 | .600 | 0-0 | .000 | 3 | 3 | 6 | 8.1 | 3 | 0 | 2 | 1 | 0 | 11 | 12.8 | |
| at Southern Utah | Jan. 4 | * | 35 | 8-10 | .800 | 2-2 | 1.000 | 0-0 | .000 | 4 | 6 | 10 | 8.2 | 3 | 1 | 2 | 1 | 2 | 18 | 13.2 | |
| at Utah Tech | Jan. 6 | * | 30 | 9-12 | .750 | 1-3 | .333 | 4-5 | .800 | 0 | 4 | 4 | 7.9 | 4 | 1 | 2 | 2 | 1 | 23 | 13.9 | |
| Abilene Christian | Jan. 11 | * | 30 | 3-8 | .375 | 0-3 | .000 | 7-8 | .875 | 1 | 7 | 8 | 7.9 | 3 | 5 | 3 | 1 | 0 | 13 | 13.9 | |
| Tarleton State | Jan. 13 | * | 31 | 7-10 | .700 | 3-4 | .750 | 3-4 | .750 | 0 | 9 | 9 | 8.0 | 2 | 1 | 1 | 0 | 1 | 20 | 14.3 | |
| Utah Valley | Jan. 18 | * | 30 | 5-9 | .556 | 0-3 | .000 | 4-4 | 1.000 | 0 | 7 | 7 | 7.9 | 1 | 4 | 1 | 3 | 3 | 14 | 14.2 | |
| at Seattle U | Jan. 20 | * | 34 | 8-15 | .533 | 4-6 | .667 | 8-14 | .571 | 1 | 6 | 7 | 7.9 | 5 | 1 | 3 | 0 | 4 | 28 | 15.0 | |
| at Stephen F. Austin | Jan. 25 | * | 31 | 3-8 | .375 | 3-3 | 1.000 | 2-2 | 1.000 | 1 | 3 | 4 | 7.7 | 4 | 0 | 1 | 0 | 0 | 11 | 14.8 | |

CAREER STATS

(SHADING DENOTES PREVIOUS SCHOOLS)

| Year | GP | GS | MIN | MPG | FG | FGA | PCT | 3PM | 3PA | 3PCT | FT | FTA | PCT | OFF | DEF | TOT | AVG | PF | AST | APG | TO | BLK | STL | PTS | PPG |
|---------------|------------|-----------|-------------|-------------|------------|-------------|-------------|------------|------------|-------------|------------|------------|-------------|------------|------------|------------|------------|------------|------------|------------|------------|-----------|-----------|-------------|-------------|
| 2018-19 (Fr.) | 31 | 11 | 670 | 21.6 | 93 | 204 | 45.6 | 21 | 60 | 35.0 | 26 | 43 | 60.5 | 58 | 134 | 192 | 6.2 | 98 | 29 | 0.9 | 41 | 20 | 20 | 233 | 7.5 |
| 2020-21 (So.) | 24 | 0 | 404 | 16.8 | 57 | 98 | 58.2 | 5 | 15 | 33.3 | 28 | 42 | 66.7 | 44 | 84 | 128 | 5.3 | 60 | 14 | 0.6 | 24 | 6 | 7 | 147 | 6.1 |
| 2021-22 (So.) | 31 | 30 | 815 | 26.3 | 97 | 222 | 43.7 | 36 | 110 | 32.7 | 57 | 78 | 73.1 | 54 | 151 | 205 | 6.6 | 86 | 23 | 0.7 | 46 | 12 | 20 | 287 | 9.3 |
| 2022-23 (Jr.) | 36 | 36 | 1039 | 28.9 | 169 | 324 | 52.2 | 37 | 107 | 34.6 | 85 | 119 | 71.4 | 86 | 188 | 274 | 7.6 | 93 | 31 | 0.9 | 61 | 22 | 21 | 460 | 12.8 |
| 2023-24 (Sr.) | 19 | 19 | 627 | 33.0 | 96 | 171 | 56.1 | 32 | 72 | 44.4 | 57 | 76 | 75.0 | 41 | 105 | 146 | 7.7 | 57 | 27 | 1.4 | 32 | 18 | 21 | 281 | 14.8 |
| Total | 141 | 96 | 3555 | 25.2 | 512 | 1019 | 50.2 | 131 | 364 | 36.0 | 253 | 358 | 70.7 | 283 | 662 | 945 | 6.7 | 394 | 124 | 0.9 | 204 | 78 | 89 | 1408 | 10.0 |



33 ISAIAH SHAW

GUARD • RS-FRESHMAN • 6-8 • 205
ROME, ITALY
DAVIDSON ACADEMY
PHH PREP

CURRENT STATS

| | | | | | |
|-----|-----|-----|------|------|------|
| 4.0 | 1.2 | 0.3 | 41.4 | 81.0 | 35.0 |
| PPG | RPG | APG | FG% | FT% | 3P% |

TRACKING

| | Season | Career |
|--------------------|--------|--------|
| 10+ points | 3 | 4 |
| 10+ rebounds | 0 | 0 |
| 5+ assists | 0 | 0 |
| Double-doubles | 0 | 0 |
| Led team in points | 0 | 0 |

CAREER HIGHS

| | | | |
|---|--|--|---|
| POINTS | REBS | ASSISTS | 3-PT M |
| 13 | 6 | 2 | 3 |
| 2 times, last: vs. Bethesda Dec. 27, 2023 | vs. Benedictine Nov. 26, 2022 | 3 times, last: vs. Benedictine Nov. 26, 2022 | 2 times, last: vs. Bethesda Dec. 27, 2023 |
| FT M | STEALS | BLOCKS | MINUTES |
| 5 | 1 | 1 | 23 |
| vs. UT Arlington Dec. 2, 2023 | 4 times, last: vs. Sam Houston Dec. 20, 2023 | 4 times, last: at Southern Utah Jan. 4, 2024 | 2 times, last: vs. North Dakota St. Nov. 25, 2023 |

| | | |
|--------|--------------------------------------|-----------------------------------|
| | 1st Half | 2nd Half |
| POINTS | 10 (2x), last: vs. UVU Jan. 18, 2024 | 11, vs. Benedictine Nov. 26, 2022 |
| REB. | 2, vs. Benedictine Nov. 26, 2022 | 4, vs. Benedictine Nov. 26, 2022 |

PURPLE

shading denotes a career high set this season

SEASON HIGHS

| | | | |
|---|--|-------------------------------------|---|
| POINTS | REBS | ASSISTS | 3-PT M |
| 13 | 4 | 2 | 3 |
| 2 times, last: vs. Bethesda Dec. 27, 2023 | vs. Tarleton State Jan. 13, 2024 | vs. Bethesda Dec. 27, 2023 | 2 times, last: vs. Bethesda Dec. 27, 2023 |
| FT M | STEALS | BLOCKS | MINUTES |
| 5 | 1 | 1 | 23 |
| vs. UT Arlington Dec. 2, 2023 | 3 times, last: vs. Utah Valley Jan. 18, 2024 | 5 times, last: at SFA Jan. 25, 2024 | vs. North Dakota St. Nov. 25, 2023 |

NOTES

THIS SEASON

» **LUCKY NO. 13:** Set new career high with 13 points in season opener against SEMO before matching it in win over Bethesda on Dec. 27.

OTHER NOTES

- » **PHOENIX BALL:** Moved to Phoenix in 2020 after father, Casey, accepted coaching position at GCU. Spent year refining game at PHH Prep.
- » **BLOODLINES:** Father, Casey, played at Toledo, was a pick of the Philadelphia 76ers in the 1998 NBA Draft, had a lengthy international pro career and is currently an assistant coach on the Lopes staff. Uncle, Bryce, is GCU's head coach. Mother, Dana, was a standout basketball player at Toledo.
- » **FAMILY:** Joined by younger brother, Caleb, a Northern Colorado transfer. Teams up with Caleb for GCU's second brother duo of the D-I era (Tim and Michael Finke in 2018-19).
- » **OLDER OR YOUNGER?:** Although being born 1 year, 5 months and 2 days earlier than Caleb, younger brother Caleb is a sophomore and older brother Isaiah is a redshirt freshman. Isaiah redshirted his first two seasons with the Lopes (one standard and one medical.)

GAME LOG

| Opponent | Date | GS | Min | FG | SHOOTING | | | FT | REBOUNDING | | | | | | | | | | |
|-------------------------|---------|----|-----|------|----------|-------|-----|-------|------------|---|---|-----|----|---|----|-----|-----|-----|------|
| | | | | | 3PT | | | | O | D | T | A | PF | A | TO | BLK | STL | PTS | AVG |
| SE Missouri State | Nov. 6 | 22 | 4-7 | .571 | 3-5 | .600 | 2-2 | 1.000 | 0 | 1 | 1 | 1.0 | 3 | 0 | 0 | 1 | 1 | 13 | 13.0 |
| Northern Arizona | Nov. 12 | 17 | 2-4 | .500 | 2-4 | .500 | 2-2 | 1.000 | 0 | 1 | 1 | 1.0 | 1 | 1 | 0 | 0 | 0 | 8 | 10.5 |
| vs. San Francisco | Nov. 17 | 10 | 0-1 | .000 | 0-1 | .000 | 0-0 | .000 | 0 | 1 | 1 | 1.0 | 2 | 0 | 0 | 1 | 0 | 7 | 7.0 |
| vs. South Carolina | Nov. 19 | 8 | 0-2 | .000 | 0-1 | .000 | 0-0 | .000 | 0 | 0 | 0 | 0.8 | 0 | 0 | 0 | 0 | 0 | 0 | 5.3 |
| North Dakota State | Nov. 25 | 23 | 3-4 | .750 | 1-1 | 1.000 | 0-0 | .000 | 0 | 1 | 1 | 0.8 | 2 | 0 | 0 | 1 | 0 | 7 | 5.6 |
| at UT Rio Grande Valley | Nov. 29 | 9 | 0-0 | .000 | 0-0 | .000 | 2-2 | 1.000 | 0 | 1 | 1 | 0.8 | 2 | 1 | 2 | 0 | 0 | 2 | 5.0 |
| UT Arlington | Dec. 2 | 11 | 0-3 | .000 | 0-3 | .000 | 5-6 | .833 | 0 | 1 | 1 | 0.9 | 0 | 0 | 3 | 0 | 0 | 5 | 5.0 |
| San Diego State | Dec. 5 | 11 | 0-1 | .000 | 0-1 | .000 | 1-2 | .500 | 0 | 1 | 1 | 0.9 | 3 | 0 | 0 | 0 | 0 | 1 | 4.5 |
| at Liberty | Dec. 9 | 8 | 0-2 | .000 | 0-2 | .000 | 0-0 | .000 | 0 | 1 | 1 | 0.9 | 2 | 0 | 0 | 0 | 0 | 0 | 4.0 |
| vs. Portland | Dec. 16 | 10 | 2-5 | .400 | 1-3 | .333 | 0-0 | .000 | 0 | 3 | 3 | 1.1 | 0 | 0 | 0 | 0 | 0 | 5 | 4.1 |
| Sam Houston | Dec. 20 | 6 | 1-3 | .333 | 1-2 | .500 | 0-0 | .000 | 0 | 0 | 0 | 1.0 | 1 | 0 | 0 | 0 | 1 | 3 | 4.0 |
| vs. Bethesda | Dec. 27 | 14 | 5-7 | .714 | 3-4 | .750 | 0-0 | .000 | 0 | 1 | 1 | 1.0 | 1 | 2 | 0 | 0 | 0 | 13 | 4.8 |
| Louisiana Tech | Dec. 30 | 2 | 0-1 | .000 | 0-0 | .000 | 0-0 | .000 | 0 | 0 | 0 | 0.9 | 0 | 0 | 0 | 0 | 0 | 0 | 4.4 |
| at Southern Utah | Jan. 4 | 8 | 1-3 | .333 | 0-1 | .000 | 0-0 | .000 | 0 | 3 | 3 | 1.1 | 1 | 1 | 0 | 1 | 0 | 2 | 4.2 |
| at Utah Tech | Jan. 6 | 6 | 0-0 | .000 | 0-0 | .000 | 0-0 | .000 | 0 | 0 | 0 | 1.0 | 1 | 0 | 0 | 0 | 0 | 0 | 3.9 |
| Abilene Christian | Jan. 11 | 4 | 1-2 | .500 | 0-1 | .000 | 0-0 | .000 | 0 | 1 | 1 | 1.0 | 0 | 0 | 1 | 0 | 0 | 2 | 3.8 |
| Tarleton State | Jan. 13 | 9 | 1-3 | .333 | 0-2 | .000 | 2-2 | 1.000 | 1 | 3 | 4 | 1.2 | 0 | 0 | 2 | 0 | 0 | 4 | 3.8 |
| Utah Valley | Jan. 18 | 17 | 3-6 | .500 | 2-5 | .400 | 3-5 | .600 | 0 | 1 | 1 | 1.2 | 3 | 0 | 2 | 0 | 1 | 11 | 4.2 |
| at Seattle U | Jan. 20 | 2 | 0-2 | .000 | 0-2 | .000 | 0-0 | .000 | 0 | 0 | 0 | 1.1 | 0 | 0 | 0 | 0 | 0 | 0 | 4.0 |
| at Stephen F. Austin | Jan. 25 | 11 | 1-2 | .500 | 1-2 | .500 | 0-0 | .000 | 0 | 2 | 2 | 1.2 | 0 | 0 | 0 | 1 | 0 | 3 | 4.0 |

CAREER STATS

| Year | GP | GS | MIN | MPG | FG | FGA | PCT | 3PM | 3PA | 3PCT | FT | FTA | PCT | OFF | DEF | TOT | AVG | PF | AST | APG | TO | BLK | STL | PTS | PPG |
|---------------|----|----|-----|------|----|-----|------|-----|-----|------|----|-----|------|-----|-----|-----|-----|----|-----|-----|----|-----|-----|-----|-----|
| 2022-23 (Fr.) | 7 | 0 | 65 | 9.3 | 11 | 25 | 44.0 | 7 | 13 | 53.8 | 2 | 3 | 66.7 | 6 | 5 | 11 | 1.6 | 4 | 4 | 0.6 | 3 | 0 | 2 | 31 | 4.4 |
| 2023-24 (Fr.) | 20 | 0 | 208 | 10.4 | 24 | 58 | 41.4 | 14 | 40 | 35.0 | 17 | 21 | 81.0 | 1 | 22 | 23 | 1.2 | 22 | 5 | 0.3 | 10 | 5 | 3 | 79 | 4.0 |
| Total | 27 | 0 | 273 | 10.1 | 35 | 83 | 42.2 | 21 | 53 | 39.6 | 19 | 24 | 79.2 | 7 | 27 | 34 | 1.3 | 26 | 9 | 0.3 | 13 | 5 | 5 | 110 | 4.1 |

MONDAY, NOV. 6 | HOME OPENER



SOUTHEAST
MISSOURI STATE

67

GRAND CANYON

88



| PTS | | REB | |
|-----|-----------|-----|-----------|
| 13 | A. Larson | 8 | K. Clark |
| 10 | J. Earley | 5 | A. Larson |
| 8 | 2 tied | 4 | T. Biel |
| AST | | STL | |
| 5 | B. Ward | 4 | J. Earley |

| PTS | | REB | |
|-----|-----------------|-----|------------|
| 30 | T. Grant-Foster | 10 | D. Brennan |
| 13 | I. Shaw | 9 | S. Curry |
| 12 | D. Brennan | 5 | 2 tied |
| AST | | STL | |
| 5 | R. Harrison | 3 | 2 tied |

| | | |
|---------------|------------------|---------------|
| 25-64 39.1% | FG | 31-62 50.0% |
| 11-21 52.4% | 3P% | 7-21 33.3% |
| 32 (19/13) | REB (D/O) | 48 (33/15) |
| 17 | TO | 17 |

"Pretty remarkable for Tyon not to play a real game in pretty much two years to the day ... Just a sensational individual performance for him scoring the basketball." - **BRYCE DREW**

FRIDAY, NOV. 17 | ARIZONA TIP-OFF



SAN FRANCISCO

72

GRAND CANYON

76



| PTS | | REB | |
|-----|----------------|-----|--------------|
| 20 | M. Williams | 7 | J. Mogbo |
| 17 | J. Mogbo | 6 | N. Newbury |
| 16 | M. Sharavjamts | 5 | S. Todorovic |
| AST | | STL | |
| 3 | 2 tied | 4 | J. Mogbo |

| PTS | | REB | |
|-----|-----------------|-----|-----------------|
| 28 | T. Grant-Foster | 8 | G. McGlothlan |
| 24 | R. Harrison | 7 | T. Grant-Foster |
| 14 | C. Moore | 7 | D. Brennan |
| AST | | STL | |
| 5 | R. Harrison | 3 | G. McGlothlan |

| | | |
|---------------|------------------|---------------|
| 26-65 40.0% | FG | 21-53 39.6% |
| 7-23 30.4% | 3P% | 6-24 25.0% |
| 36 (22/14) | REB (D/O) | 43 (27/16) |
| 14 | TO | 16 |

"The intensity in that game. Every possession, you felt like it could change the whole tempo or momentum of the game. The back and forth by both teams and the physicality." - **BRYCE DREW**

SATURDAY, NOV. 25 | HOME



NORTH DAKOTA STATE

71

GRAND CANYON

86



| PTS | | REB | |
|-----|-------------------|-----|-------------|
| 25 | B. Skunberg | 8 | B. Skunberg |
| 19 | D. Wheeler-Thomas | 6 | T. Miller |
| 9 | A. Morgan | 6 | J. Streit |
| AST | | STL | |
| 3 | D. Wheeler-Thomas | 2 | B. Skunberg |

| PTS | | REB | |
|-----|-----------------|-----|-----------------|
| 25 | T. Grant-Foster | 10 | S. Curry |
| 18 | R. Harrison | 6 | T. Grant-Foster |
| 13 | G. McGlothlan | 4 | 3 tied |
| AST | | STL | |
| 6 | R. Harrison | 3 | T. Grant-Foster |

| | | |
|---------------|------------------|---------------|
| 25-54 46.3% | FG | 34-69 49.3% |
| 5-16 31.3% | 3P% | 5-12 41.7% |
| 35 (24/11) | REB (D/O) | 36 (22/14) |
| 15 | TO | 4 |

"What's a basketball season without a little adversity. We live for the adversity. We love it. Because we know at the end of the day, it's going to make us better." - **ISAIAH SHAW**

SUNDAY, NOV. 12 | HOME



NORTHERN
ARIZONA

55

GRAND CANYON

89



| PTS | | REB | |
|-----|-----------|-----|-----------|
| 16 | L. Lloyd | 7 | L. Lloyd |
| 9 | O. Fort | 5 | C. Basham |
| 7 | C. Basham | 3 | 2 tied |
| AST | | STL | |
| 4 | L. Lloyd | 2 | 2 tied |

| PTS | | REB | |
|-----|-------------|-----|-----------------|
| 17 | S. Curry | 14 | G. McGlothlan |
| 12 | C. Moore | 5 | C. Moore |
| 12 | R. Harrison | 4 | T. Grant-Foster |
| AST | | STL | |
| 4 | C. Moore | 4 | C. Moore |

| | | |
|---------------|------------------|---------------|
| 22-56 39.3% | FG | 31-55 56.4% |
| 5-18 27.8% | 3P% | 6-17 35.3% |
| 24 (19/5) | REB (D/O) | 41 (31/10) |
| 16 | TO | 13 |

"Different nights, it's going to be different guys. We like having the weapons. The big thing we have to do is be really selfless..." - **BRYCE DREW**

SUNDAY, NOV. 19 | ARIZONA TIP-OFF



SOUTH CAROLINA

75

GRAND CANYON

68



| PTS | | REB | |
|-----|-----------|-----|------------|
| 27 | B. Mack | 6 | M. Johnson |
| 12 | M. Stute | 3 | 3 tied |
| 10 | J. Wright | | |
| AST | | STL | |
| 5 | T. Cooper | 1 | 3 tied |

| PTS | | REB | |
|-----|-----------------|-----|---------------|
| 18 | G. McGlothlan | 9 | G. McGlothlan |
| 16 | T. Grant-Foster | 5 | D. Brennan |
| 15 | C. Moore | 3 | 3 tied |
| AST | | STL | |
| 3 | R. Harrison | 1 | 3 tied |

| | | |
|---------------|------------------|---------------|
| 27-50 54.0% | FG | 20-51 39.2% |
| 7-17 41.2% | 3P% | 5-16 31.3% |
| 23 (19/4) | REB (D/O) | 30 (19/11) |
| 10 | TO | 13 |

"We're still trying to find a true identity of who we are. We have a lot of alphas out there that really like to score the ball. There's only one ball out there." - **BRYCE DREW**

WEDNESDAY, NOV. 29 | AWAY



UT RIO GRANDE
VALLEY

69

GRAND CANYON

79



| PTS | | REB | |
|-----|----------------|-----|----------------|
| 21 | H. Abdul-Hakim | 8 | H. Abdul-Hakim |
| 13 | E. Elliott | 4 | E. Elliott |
| 11 | I. Barganier | 4 | D. Williams |
| AST | | STL | |
| 3 | 3 tied | 2 | 3 tied |

| PTS | | REB | |
|-----|-----------------|-----|-----------------|
| 25 | T. Grant-Foster | 11 | T. Grant-Foster |
| 21 | R. Harrison | 6 | G. McGlothlan |
| 8 | G. McGlothlan | 6 | S. Curry |
| AST | | STL | |
| 5 | R. Harrison | 4 | C. Moore |

| | | |
|---------------|------------------|---------------|
| 19-56 33.9% | FG | 25-46 54.3% |
| 5-17 29.4% | 3P% | 5-14 35.7% |
| 31 (18/13) | REB (D/O) | 39 (29/10) |
| 14 | TO | 19 |

"No rhythm, no flow. Foul every time down the court. A lot of fouls maybe that weren't even called every time down the court." - **BRYCE DREW**

SATURDAY, DEC. 2 | HOME

UT ARLINGTON
69

| PTS | | REB | |
|-----|-----------|-----|-----------|
| 15 | F. Basili | 8 | D. Koroma |
| 10 | 3 tied | 5 | S. Wilson |
| | | 3 | 3 tied |
| AST | | STL | |
| 3 | D. Gordon | 2 | S. Wilson |

| | | |
|---------------|------------------|---------------|
| 24-52 46.2% | FG | 21-56 37.5% |
| 6-15 40.0% | 3P% | 6-23 26.1% |
| 29 (20/9) | REB (D/O) | 37 (20/17) |
| 20 | TO | 14 |

"When you're not shooting it well, you've got to find other ways to win. Credit our guys for getting to the line, rebounding the basketball." - **BRYCE DREW**

SATURDAY, DEC. 9 | AWAY

LIBERTY
64

| PTS | | REB | |
|-----|--------------|-----|-------------|
| 13 | Z. Cleveland | 11 | J. Venzant |
| 12 | K. Metheny | 5 | S. Robinson |
| 12 | C. Porter | 4 | 2 tied |
| AST | | STL | |
| 3 | 2 tied | 2 | 2 tied |

| | | |
|---------------|------------------|---------------|
| 24-63 38.1% | FG | 22-49 44.9% |
| 6-25 24.0% | 3P% | 4-15 26.7% |
| 35 (20/15) | REB (D/O) | 38 (28/10) |
| 9 | TO | 14 |

"They know, no matter how much they get ahead, it's always possible for us to come back." - **RAY HARRISON**

WEDNESDAY, DEC. 20 | HOME

SAM HOUSTON
64

| PTS | | REB | |
|-----|-----------------|-----|-------------|
| 11 | D. Barnes | 8 | S. Dombia |
| 10 | L. Wilkerson | 4 | D. Barnes |
| 9 | D. Nicholas Jr. | 3 | 2 tied |
| AST | | STL | |
| 3 | J. Ray | 3 | A. Wrzeszcz |

| | | |
|---------------|------------------|---------------|
| 23-55 41.8% | FG | 26-56 46.4% |
| 3-17 17.6% | 3P% | 7-25 28.0% |
| 32 (25/7) | REB (D/O) | 37 (27/10) |
| 16 | TO | 13 |

"No one on the team is selfish. Everyone loves each other ... Whoever scores and whoever's night it is, we all enjoy each other so much." - **DUKE BRENNAN**

TUESDAY, DEC. 5 | HOME

(25) SAN DIEGO STATE
73

| PTS | | REB | |
|-----|-------------|-----|------------|
| 24 | J. LeDee | 10 | J. LeDee |
| 11 | R. Waters | 4 | R. Waters |
| 11 | D. Trammell | 3 | 2 tied |
| AST | | STL | |
| 6 | L. Butler | 4 | M. Parrish |

| | | |
|---------------|------------------|---------------|
| 25-62 40.3% | FG | 24-50 48.0% |
| 8-25 32.0% | 3P% | 8-25 32.0% |
| 32 (19/13) | REB (D/O) | 40 (30/10) |
| 6 | TO | 13 |

"What a great night for our school and the commitment they've made to basketball over the years and for our fans, their devotion to come out and support us..." - **BRYCE DREW**

SATURDAY, DEC. 16 | COLANGELO CLASSIC

PORTLAND
63

| PTS | | REB | |
|-----|--------------|-----|-----------|
| 17 | T. Robertson | 9 | T. Harris |
| 13 | T. Harris | 7 | A. Koroma |
| 12 | 2 tied | 4 | V. Masic |
| AST | | STL | |
| 4 | C. Austin | 3 | C. Austin |

| | | |
|---------------|------------------|---------------|
| 19-59 32.2% | FG | 35-72 48.6% |
| 9-26 34.6% | 3P% | 13-36 36.1% |
| 32 (23/9) | REB (D/O) | 51 (34/17) |
| 9 | TO | 7 |

"Tonight was just really fun as a coach to watch. You could just see the players really enjoy playing with each other out there and are happy for each other." - **BRYCE DREW**

WEDNESDAY, DEC. 27 | NEUTRAL

BETHESDA (CALIF.)
74

| PTS | | REB | |
|-----|------------|-----|------------|
| 34 | J. Ileleji | 8 | K. Blunt |
| 10 | J. Akharoh | 6 | J. Reed |
| 8 | K. Blunt | 5 | J. Ileleji |
| AST | | STL | |
| 3 | K. Blunt | 4 | J. Ileleji |

| | | |
|---------------|------------------|---------------|
| 31-74 41.9% | FG | 53-88 60.2% |
| 6-22 27.3% | 3P% | 13-36 36.1% |
| 31 (20/11) | REB (D/O) | 49 (32/17) |
| 17 | TO | 9 |

"We talked about how our defense should create our offense. They did a good job at that point letting our defense create transition." - **BRYCE DREW**

SATURDAY, DEC. 30 | HOME

LOUISIANA TECH
70
GRAND CANYON
73


| PTS | REB |
|----------------|-------------|
| 16 T. Chavez | 6 D. Batcho |
| 16 D. Batcho | 4 T. Chavez |
| 13 I. Crawford | 4 S. Newman |
| AST | STL |
| 9 S. Newman | 2 3 tied |

| PTS | REB |
|--------------------|----------------|
| 22 R. Harrison | 8 D. Brennan |
| 13 T. Grant-Foster | 6 G. McGlothan |
| 11 2 tied | 3 C. Moore |
| AST | STL |
| 5 R. Harrison | 3 J. Baker |

| | | |
|---------------|------------------|---------------|
| 28-50 56.0% | FG | 24-54 44.4% |
| 6-14 42.9% | 3P% | 11-20 55.0% |
| 28 (19/9) | REB (D/O) | 27 (16/11) |
| 16 | TO | 11 |

"Winning in front of this crowd seems like something that's just mandatory. As soon as the game starts, it like there's no way you can send all these people home with an L." - **RAY HARRISON**

SATURDAY, JAN. 6 | AWAY

UTAH TECH
65
GRAND CANYON
75


| PTS | REB |
|-----------------|--------------|
| 19 N. Gonsalves | 9 J. Searles |
| 16 B. Riley | 7 B. Riley |
| 9 J. Searles | 6 2 tied |
| AST | STL |
| 6 D. Elliott | 2 B. Riley |

| PTS | REB |
|--------------------|-------------------|
| 23 G. McGlothan | 8 T. Grant-Foster |
| 20 T. Grant-Foster | 5 D. Brennan |
| 16 R. Harrison | 4 G. McGlothan |
| AST | STL |
| 4 C. Moore | 4 R. Harrison |

| | | |
|---------------|------------------|---------------|
| 23-51 45.1% | FG | 28-57 49.1% |
| 6-20 30.0% | 3P% | 3-15 20.0% |
| 39 (27/12) | REB (D/O) | 27 (20/7) |
| 21 | TO | 10 |

"It was a big gut-check game. Everyone is going to give us their best in this conference. We have a target on our back, and it's clear to see." - **GABE MCGLOTHAN**

SATURDAY, JAN. 13 | HOME


TARLETON STATE
48
GRAND CANYON
74


| PTS | REB |
|----------------|----------------|
| 11 D. Barnes | 5 K. Gaddy |
| 7 E. Innocenti | 4 E. Innocenti |
| 7 J. Smith | 4 J. Smith |
| AST | STL |
| 2 4 tied | 2 D. Barnes |

| PTS | REB |
|--------------------|-------------------|
| 20 G. McGlothan | 9 G. McGlothan |
| 16 T. Grant-Foster | 8 D. Brennan |
| 9 R. Harrison | 7 T. Grant-Foster |
| AST | STL |
| 6 C. Moore | 1 3 tied |

| | | |
|---------------|------------------|---------------|
| 20-63 31.7% | FG | 27-53 50.9% |
| 5-18 27.8% | 3P% | 8-15 53.3% |
| 28 (17/11) | REB (D/O) | 47 (34/13) |
| 8 | TO | 12 |

"We might get down or we might have a slump. We know we're going to throw that second or third punch. We're going to get that knockout." - **TYON GRANT-FOSTER**

THURSDAY, JAN. 4 | AWAY

SOUTHERN UTAH
75
GRAND CANYON
96


| PTS | REB |
|---------------|--------------|
| 24 P. Fallah | 8 B. Housley |
| 15 B. Housley | 7 P. Fallah |
| 11 D. Ford | 5 D. Ford |
| AST | STL |
| 5 P. Johnson | 2 P. Fallah |

| PTS | REB |
|--------------------|-------------------|
| 27 T. Grant-Foster | 10 G. McGlothan |
| 18 G. McGlothan | 5 T. Grant-Foster |
| 15 C. Moore | 4 2 tied |
| AST | STL |
| 5 R. Harrison | 5 C. Moore |

| | | |
|---------------|------------------|---------------|
| 26-62 41.9% | FG | 38-66 57.6% |
| 6-22 27.3% | 3P% | 5-15 33.3% |
| 31 (18/13) | REB (D/O) | 38 (28/10) |
| 13 | TO | 9 |

"We have been just surviving games instead of really dominating. That's something we want to do. We want to show the world we can dominate." - **TYON GRANT-FOSTER**

THURSDAY, JAN. 11 | HOME

ABILENE CHRISTIAN
64
GRAND CANYON
74


| PTS | REB |
|---------------|--------------|
| 20 A. Dibba | 7 A. Simmons |
| 15 L. Bettiol | 6 A. Dibba |
| 11 A. Simmons | 5 H. Madden |
| AST | STL |
| 3 2 tied | 2 2 tied |

| PTS | REB |
|--------------------|----------------|
| 24 T. Grant-Foster | 10 D. Brennan |
| 13 G. McGlothan | 8 G. McGlothan |
| 10 R. Harrison | 4 2 tied |
| AST | STL |
| 5 G. McGlothan | 1 3 tied |

| | | |
|---------------|------------------|---------------|
| 24-59 40.7% | FG | 25-52 48.1% |
| 2-10 20.0% | 3P% | 5-17 29.4% |
| 30 (23/7) | REB (D/O) | 36 (29/7) |
| 10 | TO | 15 |

"It's nice when you have three guys that can really score the ball out there because hopefully one of them is going to get open and be able to carry in stretches." - **BRYCE DREW**

THURSDAY, JAN. 18 | HOME

UTAH VALLEY
65
GRAND CANYON
78


| PTS | REB |
|-----------------------|----------------------|
| 13 D. Allen | 7 C. Stone-Carrawell |
| 11 T. Toolson | 6 T. Dorius |
| 11 C. Stone-Carrawell | 5 N. Tshimanga |
| AST | STL |
| 3 D. Allen | 3 D. Allen |

| PTS | REB |
|---------------------|----------------|
| 14 G. McGlothan | 7 G. McGlothan |
| 13 J. Blacksher Jr. | 7 D. Brennan |
| 11 I. Shaw | 4 3 tied |
| AST | STL |
| 4 G. McGlothan | 4 2 tied |

| | | |
|---------------|------------------|---------------|
| 20-56 35.7% | FG | 27-51 52.9% |
| 4-14 28.6% | 3P% | 9-19 47.4% |
| 33 (22/11) | REB (D/O) | 40 (31/9) |
| 16 | TO | 21 |

"Lately, we've been struggling in the first 10 minutes, and today it was almost opposite. The last 10 minutes, we couldn't lock in. It's a long season and a long journey..." - **ISAIAH SHAW**

SATURDAY, JAN. 20 | AWAY



SEATTLE U

86

GRAND CANYON

79



| PTS | REB |
|--------------------|-------------------|
| 25 C. Tyson | 5 P. Dawson |
| 15 K. Williamson | 5 S. Reiley |
| 15 J. Christofilis | 5 J. Christofilis |
| AST | STL |
| 6 A. Schumacher | 1 A. Schumacher |

| PTS | REB |
|--------------------|-------------------|
| 28 G. McGlothlin | 7 G. McGlothlin |
| 25 T. Grant-Foster | 7 T. Grant-Foster |
| 11 R. Harrison | 5 D. Brennan |
| AST | STL |
| 2 R. Harrison | 4 G. McGlothlin |

| | | |
|---------------|-----------|---------------|
| 26-51 51.0% | FG | 21-54 38.9% |
| 10-20 50.0% | 3P% | 7-25 28.0% |
| 33 (27/6) | REB (D/O) | 32 (21/11) |
| 17 | TO | 14 |

"These guys haven't lost in two months. That's an awesome accomplishment. They should be proud of what they have accomplished." - **BRYCE DREW**

THURSDAY, JAN. 25 | AWAY



STEPHEN F. AUSTIN

51

GRAND CANYON

53






| PTS | REB |
|----------------|----------------|
| 14 L. Jossell | 11 J. Beaubrun |
| 11 J. Beaubrun | 7 C. Christmas |
| 4 4 tied | 7 M. Hayman |
| AST | STL |
| 5 L. Jossell | 2 A. Cajuste |

| PTS | REB |
|-------------------|-------------------|
| 15 R. Harrison | 14 D. Brennan |
| 11 G. McGlothlin | 6 T. Grant-Foster |
| 9 T. Grant-Foster | 6 L. Wur |
| AST | STL |
| 4 R. Harrison | 3 T. Grant-Foster |

| | | |
|---------------|-----------|---------------|
| 19-56 33.9% | FG | 15-49 30.6% |
| 3-19 15.8% | 3P% | 5-21 23.8% |
| 36 (23/13) | REB (D/O) | 39 (24/15) |
| 14 | TO | 16 |

"We manufactured points and then were really tough on defense and tough rebounding in the final stretch." - **BRYCE DREW**

| ATTRIBUTES | | SEASON / CAREER STATS | | | | | | | | | CAREER HIGHS | | | | QUICK NOTES |
|--|--|--|------------------|-----|-----|------|-----|-----|------|-------|--------------|------------|-----------------------------------|---|---|
|  |  | RAY HARRISON G • Jr. • 6-4 • 195 Greenville, S.C. Presbyterian | | GP | GS | PPG | RPG | APG | FG% | 3P% | FT% | PTS | 38 | 1/18/23 vs. Utah Tech | » 2,000-POINT WATCH: Needs 214 points (average 17.8 per game). |
| | 0 | | This Year | 19 | 19 | 13.4 | 2.8 | 3.7 | 39.5 | 27.3 | 81.4 | REB | 13 | 2/22/21 vs. Charleston Southern | » PRESEASON P.O.Y.: WAC Preseason Player of the Year (GCU's fifth). |
| | | | Career | 107 | 107 | 16.7 | 4.1 | 3.2 | 39.9 | 29.3 | 80.0 | AST | 8 | 3/11/23 vs. Southern Utah | » '23 WAC TOURNEY: Recorded 80 points, named Most Outstanding Player. |
|  | DERRICK MICHAEL XZAVIERRO F • Fr. • 6-10 • 235 Jakarta, Indonesia NBA Global Academy | | GP | GS | PPG | RPG | APG | FG% | 3P% | FT% | PTS | 12 | 12/27/23 vs. Bethesda | » FIRST TEAMER: Led WAC in scoring for conference games at 21.1 points. | |
| | 1 | | This Year | 8 | 0 | 2.3 | 2.9 | 0.4 | 61.5 | 33.3 | 0.0 | REB | 11 | 12/27/23 vs. Bethesda | » NBA DRAFT: Tested draft waters in Summer 2023 before opting to return. |
| | | | Career | 8 | 0 | 2.3 | 2.9 | 0.4 | 61.5 | 33.3 | 0.0 | AST | 3 | 12/27/23 vs. Bethesda | » CAREER DAY: Logged first career double-double (12p/11r) in Dec. 27 win. |
|  | SYDNEY CURRY F • Sr. • 6-8 • 270 Fort Wayne, Ind. Louisville | | GP | GS | PPG | RPG | APG | FG% | 3P% | FT% | PTS | 28 | 2/24/22 at Wake Forest | » INDONESIA: Indonesia's first Division I basketball scholarship player. | |
| | 2 | | This Year | 20 | 0 | 4.2 | 3.3 | 0.4 | 71.4 | 0.0 | 41.9 | REB | 19 | 12/17/22 vs. Florida A&M | » NBA GLOBAL ACADEMY: Made move to Australia where he was in year-round development program for top international prospects. |
| | | | Career | 80 | 37 | 5.5 | 4.1 | 0.5 | 62.3 | 0.0 | 48.9 | STL | 2 | (2x), last: 12/27/23 vs. UT Arlington | » NATIONAL TEAM: Played for Indonesian National Team from 2019-22. |
|  | LÖK WUR F • Sr. • 6-9 • 210 North Omaha, Neb. Oregon | | GP | GS | PPG | RPG | APG | FG% | 3P% | FT% | PTS | 15 | 12/27/23 vs. Bethesda | » QUICK DOUBLE-DOUBLE: Logged his first GCU double-double on Nov. 25 (10p/10r) in quickest double-double (13 min.) in GCU D-I era by five minutes. | |
| | 5 | | This Year | 20 | 1 | 2.7 | 2.6 | 0.3 | 36.4 | 15.2 | 80.0 | REB | 9 | 12/27/23 vs. Bethesda | » LOPES CONNECTION: Mentored since fifth grade by Vernard Hollins, a former pro who starred for GCU assistant Ed Schilling at Wright State. |
| | | | Career | 71 | 4 | 2.2 | 1.9 | 0.2 | 37.0 | 23.7 | 75.0 | AST | 1 | (15x), last: 1/4/24 at Southern Utah | » LOUISVILLE CAREER: 60 games with 37 starts, tallying 355 points. |
|  | MALCOLM FLAGGS G • R-Fr. • 6-6 • 200 Tuba City, Ariz. Arizona State | | GP | GS | PPG | RPG | APG | FG% | 3P% | FT% | PTS | 9 | 12/27/23 vs. Bethesda | » AS A DUCK: Became a rotation regular in 2022-23, starting the Ducks' three NIT games and averaging 21.3 minutes, 5.7 points and 3.0 rebounds. | |
| | 6 | | This Year | 6 | 0 | 1.5 | 0.2 | 0.2 | 37.5 | 33.3 | 100.0 | REB | 1 | 12/27/23 vs. Bethesda | » GRAD: Majored in Political Science and International Studies at Oregon. |
| | | | Career | 6 | 0 | 1.5 | 0.2 | 0.2 | 37.5 | 33.3 | 100.0 | STL | 2 | (2x), last: 1/6/24 at Utah Tech | » LATE START: Did not play on his first basketball team until seventh grade before rising to become a D-I prospect. |
|  | TYON GRANT-FOSTER G • Sr. • 6-7 • 210 Kansas City, Kan. DePaul | | GP | GS | PPG | RPG | APG | FG% | 3P% | FT% | PTS | 30 | 11/6/23 vs. SEMO | » IN THE BOOKS: Logged first career points, rebound, assist in Dec. 27 win. | |
| | 7 | | This Year | 19 | 19 | 19.6 | 5.6 | 1.6 | 45.6 | 32.6 | 75.5 | REB | 11 | 11/29/23 at UT Rio Grande Valley | » BRENNAN CONNECTION: Brother-like bond with fellow Lope Duke Brennan as high school teammates. Transferred from ASU together this offseason. |
| | | | Career | 42 | 20 | 10.7 | 3.8 | 0.9 | 44.3 | 28.9 | 72.8 | AST | 5 | (3x), last: 12/20/23 vs. Sam Houston | » BLOODLINES: Born on Navajo reservation before family moved to Chandler at Age 2. Makes frequent visits to reservation to visit family. |
|  | COLLIN MOORE G • Jr. • 6-4 • 205 North Little Rock, Ark. Georgia State | | GP | GS | PPG | RPG | APG | FG% | 3P% | FT% | PTS | 28 | 2/11/23 vs. Marshall | » SCORER: Ranks 34th nationally at 19.6 points per game. Has scored 20+ in six of nine WAC games and 10+ in 17 of 19 games played as a Lope. | |
| | 8 | | This Year | 20 | 20 | 8.7 | 2.9 | 2.4 | 46.4 | 31.4 | 75.9 | REB | 11 | 2/2/23 vs. Georgia Southern | » AWARDS: 5x WAC Newcomer of Week and 2x WAC Player of Week. |
| | | | Career | 72 | 33 | 6.7 | 2.6 | 1.3 | 44.2 | 30.5 | 71.9 | STL | 3 | (5x), last: 1/6/24 at Utah Tech | » RETURN: Limited to one college basketball game in the past two years after being hospitalized at halftime of 2021 season opener with DePaul. |
|  | JOVAN BLACKSHER JR. G • Sr. • 5-11 • 165 Oakland, Calif. Shadow Mountain HS | | GP | GS | PPG | RPG | APG | FG% | 3P% | FT% | PTS | 26 | 2/3/22 vs. Seattle U | » PESKY DEFENSE: Leads team with 40 steals on the season. | |
| | 10 | | This Year | 11 | 1 | 4.5 | 1.2 | 1.6 | 41.9 | 47.8 | 60.0 | REB | 12 | 2/13/20 vs. Kansas City | » CROSS-COUNTRY MOVE: Makes a similar East Coast-to-desert move as Ray Harrison successfully did last season, transferring from Georgia State. |
| | | | Career | 108 | 98 | 11.8 | 3.5 | 3.8 | 41.4 | 33.9 | 76.1 | AST | 10 | 11/19/19 vs. Montana State | » INJURY: Missed first 18 games of 2022-23, returned to lead team at 14.2 ppg. |
|  | CALEB SHAW G • So. • 6-5 • 205 Phoenix, Ariz. Northern Colorado | | GP | GS | PPG | RPG | APG | FG% | 3P% | FT% | PTS | 19 | 11/26/22 vs. Jacksonville State | » TOURNEY EXPERIENCE: Made NCAA tourney with Georgia State in 2022. | |
| | 11 | | This Year | 0 | 0 | 0.0 | 0.0 | 0.0 | 0.0 | 0.0 | 0.0 | REB | 7 | 11/11/22 vs. Texas A&M-Commerce | » HISTORICAL SCORER: Tied for eighth on GCU's all-time career scoring list. Entered top-10 on Dec. 27. One of five (D-I) and 27 (all-time) of GCU's 1,000-point club. |
| | | | Career | 32 | 1 | 5.2 | 2.3 | 0.6 | 37.5 | 26.9 | 60.8 | AST | 2 | (4x), last: 12/29/22 at Weber State | » RETURNED: Made return to floor on Dec. 16 after missing 345 days (knee). |
|  | MARQUESE JOSEPHS G • Fr. • 6-1 • 195 Toronto, Canada Dream City Christian | | GP | GS | PPG | RPG | APG | FG% | 3P% | FT% | PTS | 6 | 12/27/23 vs. Bethesda | » PRESEASON MVP: Was WAC's Preseason Player of Year prior to last season. | |
| | 12 | | This Year | 8 | 0 | 2.0 | 0.4 | 0.4 | 75.0 | 0.0 | 100.0 | REB | 2 | 11/11/22 vs. Texas A&M-Commerce | » FAMILY: Transfers to GCU where he will join Isaiah (brother), assistant coach Casey (father) and head coach Bryce Drew (uncle). |
| | | | Career | 8 | 0 | 2.0 | 0.4 | 0.4 | 75.0 | 0.0 | 100.0 | AST | 3 | (4x), last: 12/29/22 at Weber State | » FRESHMAN CONTRIBUTOR: Played in all 32 games for Northern Colorado as true freshman in 2022-23. Averaged 17.1 minutes. |
|  | NOAH AMENHAUSER C • Fr. • 7-0 • 250 Goodyear, Ariz. Estrella Foothills | | GP | GS | PPG | RPG | APG | FG% | 3P% | FT% | PTS | 12 | 12/27/23 vs. Bethesda | » OLDER OR YOUNGER: Despite being listed as soph., is younger than Isaiah. | |
| | 21 | | This Year | 7 | 0 | 2.0 | 0.7 | 0.1 | 75.0 | 100.0 | 33.3 | REB | 5 | 12/27/23 vs. Bethesda | » COLLEGE DEBUT: Made two buckets in career debut on Nov. 6 vs. SEMO. |
| | | | Career | 7 | 0 | 2.0 | 0.7 | 0.1 | 75.0 | 100.0 | 33.3 | AST | 1 | (9x), last: 2/18/23 at Eastern Wash. | » CANADA -> USA: Moved from Toronto area to Phoenix before junior year of high school in pursuit of dream of playing college basketball. |
|  | JOSH BAKER G • Sr. • 6-4 • 185 Phoenix, Ariz. UNLV | | GP | GS | PPG | RPG | APG | FG% | 3P% | FT% | PTS | 14 | 1/18/23 vs. Utah Tech | » DREAM OF GCU: Long dreamed of playing basketball at GCU and got offer from Coach Drew in Summer of 2023. | |
| | 22 | | This Year | 18 | 1 | 3.7 | 1.2 | 1.1 | 44.9 | 34.6 | 92.9 | REB | 7 | (2x), last: 12/27/23 vs. Bethesda | » IN THE BOOKS: Logged first career points and rebounds in Dec. 27 win. |
| | | | Career | 74 | 29 | 4.6 | 1.7 | 1.7 | 38.9 | 32.8 | 83.5 | AST | 9 | 12/27/23 vs. Bethesda | » RETURN: Cleared to return to basketball this summer after successful recovery from high school injury. |
|  | DUKE BRENNAN F • So. • 6-10 • 250 Chandler, Ariz. Arizona State | | GP | GS | PPG | RPG | APG | FG% | 3P% | FT% | PTS | 19 | 12/20/23 vs. Sam Houston | » MULTI-SPORT: Also competed in swimming and volleyball. | |
| | 24 | | This Year | 20 | 20 | 6.7 | 6.5 | 0.4 | 56.8 | 0.0 | 55.3 | REB | 14 | 1/25/24 at Stephen F. Austin | » GCU ROOTS: Mom, Heather (nee Guiney), played basketball at GCU ('94-00). |
| | | | Career | 55 | 21 | 3.8 | 3.8 | 0.2 | 54.6 | 0.0 | 59.1 | AST | 2 | 12/5/23 vs. San Diego State | » CAREER DAY: Logged career-high nine assists in Dec. 27 win while matching top marks in rebounds (7) and steals (4). |
|  | GABE MCGLOTHLAN F • R-Sr. • 6-7 • 235 Gilbert, Ariz. SE Missouri State | | GP | GS | PPG | RPG | APG | FG% | 3P% | FT% | PTS | 35 | 3/9/23 vs. Seattle U | » RETURNED HOME: After two years at Hutchinson CC in Kansas and one year at UNLV, returned to Phoenix and played 31 games for Lopes in 2022-23. | |
| | 30 | | This Year | 19 | 19 | 14.8 | 7.7 | 1.4 | 56.1 | 44.4 | 75.0 | REB | 18 | 11/22/22 vs. Northern Iowa | » BLOODLINES: Older brother, Jordan, played pro basketball in China. |
| | | | Career | 141 | 96 | 10.0 | 6.7 | 0.9 | 50.2 | 36.0 | 70.7 | AST | 5 | 1/11/24 vs. Abilene Christian | » ON THE BOARDS: New career-best 14 boards at SFA on Jan. 25. |
|  | ISAIAH SHAW G • R-Fr. • 6-8 • 205 Rome, Italy PHH Prep | | GP | GS | PPG | RPG | APG | FG% | 3P% | FT% | PTS | 13 | (2x), last: 12/27/23 vs. Bethesda | » NEWCOMER OF WEEK: Career-best 19 points and logged second career double-double on Dec. 20 to be named WAC Newcomer of Week on Dec. 26. | |
| | 33 | | This Year | 20 | 0 | 4.0 | 1.2 | 0.3 | 41.4 | 35.0 | 81.0 | REB | 6 | 11/26/22 vs. Benedictine | » FRESHMAN RECORD HOLDER: One of four ASU players to appear in all 36 games. Set program's all-time record for most games played by a freshman. |
| | | | Career | 27 | 0 | 4.1 | 1.3 | 0.3 | 42.2 | 39.6 | 79.2 | AST | 2 | (2x), last: 11/26/22 vs. Benedictine | » HONORS: Three-time WAC Player of the Week (Dec. 11, 18, Jan. 8). |
|  |  | ISAIAH SHAW G • R-Fr. • 6-8 • 205 Rome, Italy PHH Prep | | GP | GS | PPG | RPG | APG | FG% | 3P% | FT% | PTS | 13 | (2x), last: 12/27/23 vs. Bethesda | » 1,000-POINT CLUB: Became the 27th member of GCU's all-time 1,000-point club in the win over Portland on Dec. 16. |
| | 33 | | This Year | 20 | 0 | 4.0 | 1.2 | 0.3 | 41.4 | 35.0 | 81.0 | REB | 6 | 11/26/22 vs. Benedictine | » REBOUND LEADER: Has most career rebounds in GCU D-I era, surpassing Keonta Vernon in Nov. 17's win over San Francisco. |
| | | | Career | 27 | 0 | 4.1 | 1.3 | 0.3 | 42.2 | 39.6 | 79.2 | AST | 2 | (4x), last: 12/20/23 vs. Sam Houston | » RETURN: After missing most of 2022-23 with knee injury, promptly announced return with career-high 13 points in season opener vs. SEMO on Nov. 6. |
| |  | ISAIAH SHAW G • R-Fr. • 6-8 • 205 Rome, Italy PHH Prep | | GP | GS | PPG | RPG | APG | FG% | 3P% | FT% | PTS | 13 | (2x), last: 12/27/23 vs. Bethesda | » BLOODLINES: Father, Casey, is a Lopes assistant coach and played in NBA and overseas. Younger brother, Caleb, joined the Lopes this offseason. Uncle, Bryce, is GCU's head coach. Mother, Dana, was a basketball star at Toledo. |
| | 33 | | This Year | 20 | 0 | 4.0 | 1.2 | 0.3 | 41.4 | 35.0 | 81.0 | REB | 6 | 11/26/22 vs. Benedictine | |
| | | | Career | 27 | 0 | 4.1 | 1.3 | 0.3 | 42.2 | 39.6 | 79.2 | AST | 2 | (4x), last: 12/20/23 vs. Sam Houston | |
| |  | ISAIAH SHAW G • R-Fr. • 6-8 • 205 Rome, Italy PHH Prep | | GP | GS | PPG | RPG | APG | FG% | 3P% | FT% | PTS | 13 | (2x), last: 12/27/23 vs. Bethesda | |
| | 33 | | This Year | 20 | 0 | 4.0 | 1.2 | 0.3 | 41.4 | 35.0 | 81.0 | REB | 6 | 11/26/22 vs. Benedictine | |
| | | | Career | 27 | 0 | 4.1 | 1.3 | 0.3 | 42.2 | 39.6 | 79.2 | AST | 2 | (4x), last: 12/20/23 vs. Sam Houston | |
| |  | ISAIAH SHAW G • R-Fr. • 6-8 • 205 Rome, Italy PHH Prep | | GP | GS | PPG | RPG | APG | FG% | 3P% | FT% | PTS | 13 | (2x), last: 12/27/23 vs. Bethesda | |
| | 33 | | This Year | 20 | 0 | 4.0 | 1.2 | 0.3 | 41.4 | 35.0 | 81.0 | REB | 6 | 11/26/22 vs. Benedictine | |
| | | | Career | 27 | 0 | 4.1 | 1.3 | 0.3 | 42.2 | 39.6 | 79.2 | AST | 2 | (4x), last: 12/20/23 vs. Sam Houston | |

REDSHIRTS: #11 CALEB SHAW

purple shading denotes career high was achieved or matched this season