

GCU GRAND CANYON MEN'S BASKETBALL

GAME 7
Saturday, Dec. 2 at 6 p.m.
GCU Arena
Phoenix, Ariz.



UT ARLINGTON MAVERICKS

4-3 (1-0 WAC)

HC: **KT Turner** (1st at UTA, 4-3)
NET: -- KenPom: 170 Away: 0-2 Last 3: 2-1

PTS

REB

AST

Shemar Wilson
16.1 ppg

Shemar Wilson
10.6 rpg

Makai Williams
4.1 apg

STREAM

ESPN+
ESPN.com/watch

Barry Buetel play-by-play
Scott Williams analysis
Kate Longworth reporter

LISTEN

1580 The Fanatic
99.3 FM & 95.9 FM
1580thefanatic.com

Michael Potter play-by-play
Paul Coro analysis

STATS

GCUstats.com

GRAND CANYON LOPES

5-1 (1-0 WAC)

HC: **Bryce Drew** (4th at GCU, 69-28 | 12th overall, 233-136)
NET: -- KenPom: 77 Home: 3-0 Last 3: 2-1

PTS

REB

AST

Tyon Grant-Foster
22.5 ppg

Gabe McGlothlin
7.7 rpg

Ray Harrison
4.3 apg

SERIES HISTORY

GCU record vs. UT Arlington **2-1**
Home / away / neutral **1-1 / -- / 1-0**
Last meeting **GCU wins 82-77 in WAC Tournament (3/7/23)**
Streak **GCU, won 2**

LAST GAME STARTERS

#0 Ray Harrison	#7 Tyon Grant-Foster	#8 Collin Moore	#24 Duke Brennan	#30 Gabe McGlothlin
G 6-4 Jr.	G 6-7 Gr.	G 6-4 Jr.	F 6-10 So.	F 6-7 R-St.
15.0 PPG	22.5 PPG	9.7 PPG	7.3 PPG	8.8 PPG
3.2 RPG	5.8 RPG	3.5 RPG	5.5 RPG	7.7 RPG
4.3 APG	0.7 APG	2.2 APG	0.2 APG	1.5 APG
39.2% FG	53.5% FG	44.2% FG	60.0% FG	42.1% FG
15.8% 3P	37.5% 3P	43.8% 3P	-- 3P	26.3% 3P
80.6% FT	73.9% FT	86.7% FT	63.6% FT	72.7% FT

bold purple denotes team leader in category

BY THE NUMBERS

NCAA	NCAA
77.1	140
POINTS	>> 70
81.0	
75.9	274
POINTS ALLOWED	>> 124
68.2	
+1.2	223
MARGIN	>> 63
+12.8	
44.4	193
FG PCT.	>> 56
48.2	
43.3	208
FG PCT. DEFENSE	>> 144
41.7	
33.9	153
3PT PCT.	>> 192
32.7	
70.5	184
FT PCT.	>> 128
72.3	
41.3	38
REBOUNDS	>> 85
39.5	
18.4	18
ASSISTS	>> 328
10.2	
14.7	309
TURNOVERS	>> 253
13.7	
5.0	314
STEALS	>> 102
7.8	
3.4	175
BLOCKS	>> 17
5.8	

COMMUNICATIONS

GCUlopes.com/MBBMedia

Josh Hauser
Jerob Moon

josh.hauser@gcu.edu
jerob.moon2@gcu.edu

THIS GAME

>> GCU opens an exciting month of December that includes this WAC home opener, two nationally televised games, a game at Footprint Center and two visits from CUSA squads.

>> The Lopes and Mavericks stage a rematch of a WAC Tournament first round game from a year ago, where **Ray Harrison**'s 30-point outing led GCU to the first of four straight tournament victories.

LAST TIME OUT

>> GCU opened WAC play with a win at UT Rio Grande Valley.

>> **Tyon Grant-Foster** (25) and **Ray Harrison** (21) led scoring.

>> The 2½-hour game featured 54 fouls (third-most in a D-I regulation game this season) and 71 free throw attempts.

STORYLINES

>> GCU ranks 17th nationally at 5.8 blocks per game after setting the program's single-game blocks record (11) on Nov. 29. A GCU team has never finished in the nation's top 90 for average blocks.

>> **Tyon Grant-Foster** (Kansas/DePaul transfer) grabbed national headlines on opening night when he scored 30 points in his first game in two years. He is fifth nationally averaging 22.5 points.

>> Preseason All-WAC pick **Gabe McGlothlin** became GCU's D-I career rebounds leader (now at 647) to pass Keonta Vernon (631) on Nov. 17. Already a 1,000-point scorer for his career, needs 53 points to become the 27th member of GCU's 1,000-point club.

>> Preseason WAC Player of the Year **Ray Harrison** set GCU's D-I era record for points in a season (640) last year and was the Most Outstanding Player of the 2023 WAC Tournament. He has scored in double figures in five consecutive games.

>> The Lopes have outrebounded all six of their opponents and hold the nation's No. 31 rebound margin (+9.3.)

>> With slashing guards and physical bigs, Grand Canyon ranks third nationally in trips to the free-throw line (29.5 per game) and sixth in made free throws (21.3 per game.)

>> GCU is picked to win the WAC by the conference's coaches.

>> The Lopes are set to appear on national television five times during the regular season, a program high. Two games will take place at GCU Arena (Dec. 5 vs. San Diego State, March 2 vs. SFA.)

>> GCU is playing its toughest schedule ever when measured by last year's NET rankings of this year's opponents.

2023-24 SCHEDULE

5-1	1-0	3-0	1-0	1-1
W-L	WAC	H	A	N
Wed 11/1	Embry-Riddle (Ariz.)	EXHIB	W 104-46	
Mon 11/6	SEMO	Southeast Missouri State	W 88-67	
Sun 11/12	NAU	Northern Arizona	AZT	W 89-55
Fri 11/17	SF	vs San Francisco	AZT	W 76-72
Sun 11/19	CE	vs South Carolina	AZT	L 75-68
Sat 11/25	NDSDU	North Dakota State		W 86-71
Wed 11/29	UTRGV	AT UT Rio Grande Valley*		W 79-69
Sat 12/2		UT Arlington*		6 p.m.
Tue 12/5	SDS	San Diego State		7 p.m.
Sat 12/9	LU	AT Liberty	WAC/CUSA	12 p.m. MST
Sat 12/16	PH	vs Portland	COLANGELO	7:30 p.m.
Wed 12/20	SH	Sam Houston	WAC/CUSA	6 p.m.
Sat 12/30	UTech	Louisiana Tech		6 p.m.
Thu 1/4	SO	AT Southern Utah*		6:30 p.m.
Sat 1/6	UT	AT Utah Tech*		7 p.m.
Thu 1/11	AC	Abilene Christian*		7 p.m.
Sat 1/13	T	Tarleton State*		6 p.m.
Thu 1/18	UV	Utah Valley*		7 p.m.
Sat 1/20	SJ	AT Seattle U*		8 p.m. MST
Thu 1/25	SA	AT Stephen F. Austin*		5:30 p.m. MST
Sat 1/27		AT UT Arlington*		1 p.m. MST
Thu 2/1	SJ	Seattle U*		7 p.m.
Sat 2/3	UV	AT Utah Valley*		2 p.m.
Sat 2/10	SO	Southern Utah*		6 p.m.
Thu 2/15	UT	Utah Tech*		7 p.m.
Sat 2/17	CBU	California Baptist*		6 p.m.
Thu 2/22	T	AT Tarleton State*		6 p.m. MST
Sat 2/24	AC	AT Abilene Christian*		2 p.m. MST
Thu 2/19	UTRGV	UT Rio Grande Valley*		7 p.m.
Sat 3/2	SA	Stephen F. Austin*		8 p.m.
Sat 3/9	CBU	AT California Baptist*		6 p.m. MST

WAC TOURNAMENT (ORLEANS ARENA, LAS VEGAS)

3/13-16 WAC TBD TBA

AZT = Arizona Tip-Off (11/12 at GCU, 11/17 & 11/19 at Desert Diamond Arena, Glendale)
COLANGELO = Jerry Colangelo Classic (Footprint Center, Phoenix)
WAC/CUSA = WAC / Conference USA Scheduling Initiative

* denotes WAC game

home away

GCULOPES.COM

< 1 >

#LOPESUP



NUMERICAL ROSTER

#	NAME	POS	HT	WT	YR	HOMETOWN	HIGH SCHOOL / PREP SCHOOL	PREVIOUS COLLEGE(S)	PRONOUNCIATION
0	Ray Harrison	G	6-4	195	Jr.	Greenville, S.C.	Legacy Early College	Presbyterian ('20-22)	
1	Derrick Michael Xzaviero	F	6-10	235	R-Fr.	Jakarta, Indonesia	NBA Global Academy		ZAH-vee-air-oh
2	Sydney Curry	F	6-8	270	Sr.	Fort Wayne, Ind.	Northrop / John A. Logan	John A. Logan ('19-21) / Louisville ('21-23)	
5	Lök Wur	F	6-9	210	Sr.	North Omaha, Neb.	Papillion La Vista South	Oregon ('20-23)	LUKE WAR
6	Malcolm Flaggs	G	6-6	200	R-Fr.	Chandler, Ariz.	Hillcrest Prep	Arizona State ('22-23)	
7	Tyon Grant-Foster	G	6-7	210	Sr.	Kansas City, Kan.	Schlagle	Indian Hills ('18-20) / Kansas ('20-21) / DePaul ('21-22)	
8	Collin Moore	G	6-4	205	Jr.	North Little Rock, Ark.	Sunrise Christian Academy	Georgia State ('21-23)	
10	Jovan Blacksher Jr.	G	5-11	165	Sr.	Oakland, Calif.	Shadow Mountain HS		
11	Caleb Shaw	G	6-5	205	So.	Phoenix, Ariz.	Valley Christian HS	Northern Colorado ('22-23)	
12	Marquese Josephs	G	6-1	195	Fr.	Toronto, Canada	Dream City Christian School		
21	Noah Amenhauser	C	7-0	250	Fr.	Goodyear, Ariz.	Estrella Foothills HS		AH-min-how-zer
22	Josh Baker	G	6-4	185	Sr.	Phoenix, Ariz.	McClintock HS	Hutchinson ('19-21) / UNLV ('21-22)	
24	Duke Brennan	F	6-10	250	So.	Gilbert, Ariz.	Hillcrest Prep	Arizona State ('22-23)	
30	Gabe McGlothlin	F	6-7	235	R-Sr.	Gilbert, Ariz.	Basha HS	Southeast Missouri State ('18-19)	mi-GLAWTH-inn
33	Isaiah Shaw	G	6-8	205	R-Fr.	Rome, Italy	Davidson Academy		

COACHING STAFF

Head coach	Bryce Drew / <i>Valparaiso (1998) / 4th season</i>
Assistant coach	Jamall Walker / <i>Illinois (1999) / 4th season</i>
Assistant coach	Ed Schilling / <i>Miami (Ohio) (1988) / 4th season</i>
Assistant coach	Casey Shaw / <i>Toledo (1998) / 4th season</i>
Assistant coach	Marc Rodgers / <i>Central Washington (2018) / 1st season</i>
Assistant coach	Jake Lindsey / <i>Baylor (2018) / 2nd season</i>

SUPPORT STAFF

Chief of staff	Peyton Prudhomme / <i>Texas Wesleyan / 4th season</i>
Graduate assistant	Trey Miles / <i>Grand Canyon / 1st season</i>
Strength & conditioning coach	Jordan Jackson / <i>CSU Northridge / 4th season</i>
Athletic trainer	Chris Elliott / <i>Trevecca Nazarene / 2nd season</i>



**RAY
HARRISON**

G • 6-4 • 195 • Jr.
Greenville, S.C.



**DERRICK MICHAEL
XZAVIERRO**

F • 6-10 • 235 • R-Fr.
Jakarta, Indonesia



**SYDNEY
CURRY**

F • 6-8 • 270 • Sr.
Fort Wayne, Ind.



**LÖK
WUR**

F • 6-9 • 210 • Sr.
North Omaha, Neb.



**MALCOLM
FLAGGS**

G • 6-6 • 200 • R-Fr.
Tuba City, Ariz.



**TYON
GRANT-FOSTER**

G • 6-7 • 210 • Sr.
Kansas City, Kan.



**COLLIN
MOORE**

G • 6-4 • 205 • Jr.
North Little Rock, Ark.



**JOVAN
BLACKSHER JR.**

G • 5-11 • 165 • Sr.
Oakland, Calif.



**CALEB
SHAW**

G • 6-5 • 205 • So.
Phoenix, Ariz.



**MARQUESE
JOSEPHS**

G • 6-1 • 190 • Fr.
Toronto, Ontario, Canada



**NOAH
AMENHAUSER**

C • 7-0 • 250 • Fr.
Goodyear, Ariz.



**JOSH
BAKER**

G • 6-4 • 185 • Sr.
Phoenix, Ariz.



**DUKE
BRENNAN**

F • 6-10 • 250 • So.
Chandler, Ariz.



**GABE
MCGLOTHLAN**

F • 6-7 • 235 • R-Sr.
Gilbert, Ariz.



**ISAIAH
SHAW**

G • 6-8 • 205 • R-Fr.
Rome, Italy

COACHING STAFF



**BRYCE
DREW**

Head coach
4th season



**JAMALL
WALKER**

Assistant coach
4th season



**ED
SCHILLING**

Assistant coach
4th season




**CASEY
SHAW**

Assistant coach
4th season



**MARC
RODGERS**

Assistant coach
1st season



**JAKE
LINDSEY**

Assistant coach
2nd season

WEDNESDAY, NOV. 29 | AWAY



**UT RIO GRANDE
VALLEY**

69

**GRAND
CANYON**

79



[QUOTED]

HEAD COACH BRYCE DREW

"No rhythm, no flow. Foul every time down the court. A lot of fouls maybe that weren't even called every time down the court. It was just really tough to get in a rhythm or flow."

"They fought through some adversity tonight. We kept slipping on the floor and throwing them the ball. They (the Vaqueros) made a lot of shots that they haven't shown that they've made early in the year. Any time you can go on the road in conference and you can win, you're happy and even happier to get back home."

SENIOR GUARD TYON GRANT-FOSTER

"I don't really think anybody can stop me from getting to the basket when I want to. I just feel like going to the rim is what I'm good at, so I'll stick to it."

"We knew they were going to be aggressive, so we had to take their aggressiveness and put it into our game plan. We had to move the ball quick and attack their mistakes. We did a whole lot better job of moving the ball."



Official Basketball Box Score - Final
Grand Canyon at UTRGV
11/29/23 UTRGV Fieldhouse, Edinburg, TX
2023-24 Men's Basketball

Game Time: 6:30 PM
Game Duration: 2:21
Attendance: 1,944

Officials: Nomi Kdwal, Randal Anders, Jon Sigliano

Grand Canyon - 79

Record: 5-1 (1-0)

NO.	Name	Min	FG	3P	FT	Rebounds	Fouls	TP	AS	TO	ST	Blocks	+/-
			M-A	M-A	M-A	OR DR TOT	PF FD					BS BA	
24	Duke Brennan	F 11:25	2-2	0-0	2-4	0 5 5	5 4	6	0	1	0	0 0	6
30	Gabe McGlothlin	F 33:48	2-2	0-0	4-6	2 4 6	5 5	8	2	2	1	3 0	12
0	Ray Harrison	G 35:36	7-15	2-6	5-6	0 0 0	3 3	21	5	4	2	3 1	10
7	Tyon Grant-Foster	G 37:16	10-17	1-3	4-6	2 9 11	1 6	25	1	2	0	3 0	10
8	Collin Moore	G 18:27	1-2	1-2	2-2	0 1 1	4 2	5	1	4	4	0 0	-3
2	Sydney Curry	24:47	2-3	0-0	3-9	2 4 6	5 5	7	1	1	2	2 0	2
20	Isaiah Shaw	09:14	0-0	0-0	2-2	0 1 1	2 1	2	1	2	0	0 0	8
22	Josh Baker	23:12	1-4	1-3	2-2	0 3 3	1 1	5	2	2	0	0 1	5
5	Lok Wur	06:15	0-1	0-0	0-0	1 1 2	0 0	0	0	0	0	0 0	0
Team						3 1 4		0		1			
Totals			25-46	5-14	24-37	10 29 39	27 27	79	13	19	9	11 2	10

Shooting By Period			
1st FG%	11-25	44.0%	
3PT%	2-9	22.2%	
FT%	11-17	64.7%	
2nd FG%	14-21	66.7%	
3PT%	3-5	60.0%	
GM FG%	25-46	54.3%	
3PT%	5-14	35.7%	
FT%	24-37	64.9%	

Dead Ball Rebounds: 5, 0

Technical Fouls: Coach 1st 7:47

UTRGV - 69

Record: 2-6 (0-1)

NO.	Name	Min	FG	3P	FT	Rebounds	Fouls	TP	AS	TO	ST	Blocks	+/-
			M-A	M-A	M-A	OR DR TOT	PF FD					BS BA	
11	Ahren Freeman	F 15:33	2-4	0-0	2-5	3 0 3	4 4	6	0	1	0	0 1	-13
15	Daylen Williams	F 22:37	0-4	0-0	0-2	3 1 4	5 2	0	3	2	0	1 1	-12
0	J.J. Howard	G 27:14	2-7	1-3	5-6	0 1 1	2 4	10	3	2	2	0 1	-11
1	Elijah Elliott	G 36:03	4-17	3-7	2-2	0 4 4	2 4	13	3	3	2	0 5	-11
4	C.J. Booker	G 14:31	0-3	0-2	1-2	0 0 0	3 0	1	2	0	2	0 2	-5
23	Isaiah Barganier	24:39	3-6	0-0	5-6	1 1 2	4 5	11	0	0	0	0 1	8
14	Hasan Abdul-Hakim	30:10	6-9	0-2	9-9	2 6 8	2 6	21	1	3	1	1 0	-3
13	Sherman Brashear	12:02	1-3	1-3	0-0	0 1 1	4 0	3	0	1	0	0 0	0
21	Alex Horuk	01:41	0-0	0-0	0-0	0 0 0	0 0	0	0	1	0	0 0	-1
2	C.J. Jackson	15:30	1-3	0-0	2-2	0 2 2	2 1	4	0	0	1	0 0	-2
Team						4 2 6		0		1			
Totals			19-56	5-17	26-34	13 18 31	28 26	69	12	14	8	2 11	-10

Technical Fouls: Brashear 1st 2:25

	GC	UTRGV	Points from	GC	UTRGV	Period by Period Scoring				
Biggest lead	12 (2 nd 9:10)	1 (1 st 5:09)	Turnovers	15	18	GC	1st	2nd	TOT	
Best Scoring Run	5 (1 st 19:14)	7 (2 nd 2:23)	Paint	32	28		UTRGV	35	44	79
Lead Changes			Second Chance	7	13			30	39	69
Times Tied	2		Fast Breaks	14	9					
Time with Lead	39:07	00:43	Bench	14	39					

NOTABLES

» OH NO YOU DON'T

SINGLE-GAME BLOCK MARKS (D-I ERA)

Date	Opponent	Blocks	Result
Nov. 29, 2023	at UT Rio Grande Valley	11	W 79-69
Jan. 25, 2014	Seattle U	10	W 71-63
Jan. 9, 2021	at Tarleton State	9	W 59-48
Feb. 9, 2016	Benedictine Mesa	8	W 95-71
Nov. 18, 2017	Little Rock	8	W 76-51
Dec. 18, 2017	Mississippi Valley State	8	W 71-38
Feb. 1, 2018	Kansas City	8	W 79-62
Feb. 15, 2023	UT Rio Grande Valley	8	L 77-76
Feb. 21, 2023	Park (Ariz.)	8	W 111-38

SATURDAY, NOV. 25 | HOME



NORTH DAKOTA STATE

71

GRAND CANYON

86



[QUOTED]

HEAD COACH BRYCE DREW

"Even at the beginning when they were scoring, guys were talking to each other and trying to motivate each other on getting some stops and getting out in transition. Proud of the guys. They could have really come apart during some of those segments there against a team that really executes. But they kept talking to each other. We talk about speaking life. They were speaking life into each other, trying to be positive with each other. That's a great sign for our team."

FRESHMAN GUARD ISAIAH SHAW

"We just didn't come out with the firepower that we usually do. What's a basketball season without a little adversity. We live for the adversity. We love it. Because we know at the end of the day, it's going to make us better."

SENIOR FORWARD GABE McGLOTHAN

"It was like, 'Why don't we breathe life into each other?' Give life instead of some negatives or complaining. Let's focus on us and let's turn this around."



Official Basketball Box Score - Final
North Dakota St. at Grand Canyon
11/25/23 GCU Arena, Phoenix
2023-24 Men's Basketball

Game Time: 6:00 PM
Game Duration: 1:56
Attendance: 7,208

Officials: Ray Nall, Nathan Farrell, Brooks Wells

North Dakota St. - 71

Record: 4-3

NO.	Name	Min	FG	3P	FT	Rebounds	Fouls	TP	AS	TO	ST	Blocks	+/-
			M-A	M-A	M-A	OR DR TOT	PF FD					BS BA	
23	Andrew Morgan	F 16:54	3-4	0-0	3-4	0 1 1	4 2	9	0	1	0	1 1	-8
2	Tajavious Miller	G 26:44	1-4	1-3	0-0	1 5 6	1 0	3	1	4	0	2 0	-11
10	Damari Wheeler-Thomas	G 38:34	7-14	1-3	4-4	0 3 3	4 3	19	3	2	0	0 1	-13
11	Jacari White	G 29:02	2-7	1-3	0-0	0 1 1	2 0	5	0	2	0	0 1	-7
14	Boden Skunberg	G 37:08	7-16	2-6	9-11	2 6 8	1 6	25	0	3	2	0 3	-14
34	Noah Feddersen	01:59	0-0	0-0	0-0	0 0 0	0 0	0	0	0	0	0 0	0
5	Jeremiah Burke	23:43	4-5	0-0	0-1	1 4 5	3 2	8	0	3	0	0 1	-12
22	Joshua Strei	21:06	1-3	0-0	0-2	3 3 6	0 1	2	2	0	0	0 0	-7
13	Darik Dissette	02:53	0-0	0-0	0-0	0 0 0	1 1	0	0	0	0	0 0	-1
12	Lance Waddles	01:26	0-1	0-1	0-0	0 0 0	0 0	0	0	0	0	0 0	-2
33	Sam Hastreiter	00:31	0-0	0-0	0-0	0 0 0	0 0	0	0	0	0	0 0	0
Team			4		1	5	0	0	0	0	0	0	0
Totals			25-54	5-16	16-22	11 24 35	16 15	71	6	15	2	3 7	-15

Shooting By Period		
1st FG%	15-26	57.7%
3PT%	4-7	57.1%
FT%	6-6	100%
2nd FG%	10-28	35.7%
3PT%	1-9	11.1%
FT%	10-16	62.5%
GM FG%	25-54	46.3%
3PT%	5-16	31.3%
FT%	16-22	72.7%
Dead Ball Rebounds: 2, 0		

Grand Canyon - 86

Record: 4-1

NO.	Name	Min	FG	3P	FT	Rebounds	Fouls	TP	AS	TO	ST	Blocks	+/-
			M-A	M-A	M-A	OR DR TOT	PF FD					BS BA	
24	Duke Brennan	F 19:22	4-6	0-0	1-1	2 1 3	3 1	9	0	0	0	2 0	18
30	Gabe McGlothan	F 34:53	5-12	3-6	0-0	0 4 4	1 0	13	1	2	0	0 1	22
0	Ray Harrison	G 34:56	6-13	0-1	6-8	1 3 4	2 6	18	6	0	1	0 0	23
7	Tyon Grant-Poster	G 34:46	11-20	1-2	2-3	1 5 6	2 2	25	2	1	3	1 1	16
8	Colin Moore	G 30:40	1-6	0-1	2-4	0 4 4	3 3	4	3	1	2	1 1	12
33	Isaiah Shaw	23:19	3-4	1-1	0-0	0 1 1	2 1	7	0	0	0	1 0	0
2	Sydney Curry	13:10	4-7	0-0	2-4	7 3 10	1 2	10	0	0	0	2 0	-1
5	Lok Wur	08:54	0-1	0-1	0-0	2 0 2	1 1	0	0	0	0	0 0	-15
Team			1		1	2	0	0	0	0	0	0	0
Totals			34-69	5-12	13-20	14 22 36	15 16	86	12	4	6	7 3	15

Technical Fouls: NONE

	NDSU	GCU	Points from	NDSU	GCU	Period by Period Scoring			
Biggest lead	13 (1 st 3:13)	15 (2 nd 0:36)	Turnovers	8	21	1st	2nd	TOT	
Best Scoring Run	6 (1 st 3:13)	13 (2 nd 15:21)	Paint	26	54	NDSU	40	31	71
Lead Changes	6	2	Second Chance	10	16		GCU	35	51
Times Tied	4		Fast Breaks	9	16				
Time with Lead	19:31	18:12	Bench	10	17				

NOTABLES

» QUICKEST LOPES' DOUBLE-DOUBLES

DOUBLE-DOUBLES IN FEWEST MINUTES PLAYED (D-I ERA)

Date	Opponent	Player	Pts. / Reb.	Minutes
Nov. 25, 2023	North Dakota State	Sydney Curry	10 / 10	13
Nov. 23, 2015	Miss. Valley State	Grandy Glaze	18 / 10	18
Nov. 6, 2023	SE Missouri State	Duke Brennan	12 / 10	19
Nov. 17, 2015	Black Hills State	Grandy Glaze	14 / 11	20
Dec. 15, 2015	Delaware State	Keonta Vernon	15 / 10	20
Feb. 12, 2022	at Utah Tech	Yvan Ouedraogo	10 / 10	20

» BIGGEST GCU COMEBACKS

GCU staged its 25th come-from-behind win in its D-I history when trailing by double digits.

BIGGEST COMEBACKS (D-I ERA)

Rank	Deficit	Date	Opponent	Score & time	Result
1	20	Feb. 8, 2014	at CSU Bakersfield	40-20, 4:02, 1st	W 79-70
2	19	Nov. 7, 2022	Montana State	40-21, 17:43, 2nd	W 60-54
	19	Feb. 6, 2016	at UTRGV	36-17, 2:06, 1st	W 64-58
4	16	March 8, 2018	Kansas City (WAC T)	20-4, 12:54, 1st	W 77-74
t-5	15	Feb. 16, 2017	at Seattle U	24-9, 11:14, 1st	W 61-58
	15	Jan. 21, 2017	Seattle U	24-9, 5:01, 1st	W 61-59
7	14	March 1, 2023	at Southern Utah	21-7, 13:19, 1st	W 83-78
t-8	13	Nov. 25, 2023	North Dakota State	40-27, 2:14, 1st	W 86-71
	13	Jan. 28, 2017	at Chicago State	34-21, 19:09, 2nd	W 85-77 (2OT)

» LOW TURNOVER COUNTS

FOUR-TURNOVER GAMES (D-I ERA)

Date	Opponent	Turnovers	Result
Nov. 25, 2023	North Dakota State	4	W 86-71
Nov. 28, 2020	Benedictine Mesa	4	W 94-63
Nov. 19, 2019	Montana State	4	W 69-56
Nov. 20, 2016	vs. Marist	4	W 84-72
Jan. 9, 2016	New Mexico State	4	W 79-75

SUMMED UP

WAC placing	t-1st
Current streak	W-2
Longest win streak	3 games (11/6-11/17)
Longest losing streak	1 game (11/19)
Last 5	4-1
Last 10	5-1
In weekend games (Fri/Sat/Sun)	3-1
In weekday games (Mon-Thu)	2-0

QUICK FACTS
ATHLETIC COMMUNICATIONS


Primary contact Josh Hauser
 Email josh.hauser@gcu.edu



Secondary contact Jerob Moon
 Email jerob.moon2@gcu.edu

UNIVERSITY INFORMATION

School	Grand Canyon University
Location	Phoenix, Ariz.
Founded	1949
Enrollment	25,800
President	Brian Mueller
VP of Athletics	Jamie Boggs
Affiliation	NCAA Division I
Nickname	Lopes
Mascot	Thunder
Colors	Purple, Black & White
Conference	Western Athletic Conference (WAC)
Athletics website	www.GCULopes.com

PROGRAM HISTORY

First year	1949-50
All-Time record	1,269-785 (.618)
Division I	205-117 (.637)
WAC	98-52 (.653)
Regular-season conference titles (D-I)	1 (2021)
Tournament conference titles (D-I)	2 (2021, 2023)
National championships (NAIA)	3

SCOUTING THE MAVERICKS
2023-24 NOTES

Record	4-3 (1-0)
Home	4-1
Away	0-2
Neutral	0-0
NET / KenPom	-- / #169

2022-23 NOTES

Record	11-21 (6-12)
Regular-season conference placing	11th of 13
Postseason	WAC Tournament (0-1)
NET / KenPom	#249 / #241

SCHOOL NOTES

Location	Arlington, Texas
Conference	WAC
Enrollment	48,000

COACH NOTES

Head coach	KT Turner
Season	1st at UTA
Record at school	4-3 (.571)
Career record	same

AT-A-GLANCE

- » UT Arlington was picked eighth of 11 teams in WAC preseason polling, but was largely a question mark entering the season due to a coaching change and hiring of KT Turner.
- » Turner's last five stops came as an assistant coach on the staffs at (chronologically) Wichita State, SMU, Texas, Oklahoma and Kentucky.
- » The Mavericks rank 18th nationally at 18.4 assists per game.
- » UT Arlington is top-40 in rebounding at 41.3 per game.
- » UT Arlington's one NCAA tournament appearance came in 2008.
- » The Lopes and Mavericks will meet again in Arlington on Saturday, Jan. 27 at 1 p.m. (Phoenix time.)
- » After returning home from Phoenix, UT Arlington will play its next 12 games in the state of Texas.

LAST TIME OUT

- » UT Arlington opened WAC play with a 86-71 win over Abilene Christian on Wednesday.
- » A 10-0 run late in the first half by UTA turned a four-point deficit into a six-point lead, and the Mavericks led for the final 26 minutes of the contest thanks to a season-best 57% from the floor – the best any UTA team has shot against a Division-I opponent since 2018.
- » Shemar Wilson registered his third double-double in the last four games with 13 points and a game-best 11 rebounds.
- » DaJuan Gordon scored 16 off the bench, Brandyn Talbot scored a season-high 14 and Akili Vining added a season-high-tying 14.

SERIES HISTORY


RECORD	STREAK	H	A	N
2-1	W2	1-1	--	1-0

LATEST MATCHUP	FIRST MATCHUP
W 82-77 March 7, 2023 WAC Tournament	L 66-64 Nov. 20, 2014 GCU Arena

MEASURED

» Longest GCU streak	2 games, 1/12/23 - present
» Largest GCU win	32 points, 80-48, 1/12/23
» Largest UTA win	2 points, 66-64, 11/20/14
» Bryce Drew vs. UTA	2-0
» KT Turner vs. GCU	--
» Bryce Drew vs. KT Turner	--

LAST TIME THEY MET

- » **GCU wins 82-77 in WAC Tournament | 3/7/23**
- » Grand Canyon started WAC Tournament play earlier than usual with a first-round game at an unfamiliar building, but it turned into a fast start with a familiar finish.
- » GCU advanced to a Thursday quarterfinal against Seattle U with a wire-to-wire, 82-77 win against UT Arlington behind another powerful performance by Lopes sophomore guard Ray Harrison.
- » The Lopes notched their third consecutive victory with Harrison's 30-point, seven-rebound effort driving a survive-and-advance type of triumph.
- » GCU shot 52.1% from the field but had double-digit leads shrink to single digits on eight occasions at Michelob Ultra Arena.
- » It was the Lopes' best shooting performance away from GCU Arena this season.
- » "We definitely could play much better and our guys know that, but any time you can win in the postseason, you're going to take it and advance," Bryce Drew said.

LAST 5 MEETINGS

3/7/23	W 82-77	Neutral
1/12/23	W 80-48	Home
11/20/14	L 66-64	Home

GCU put together an unbelievable run in Las Vegas to take home the WAC Tournament crown for the second time in three seasons. The Lopes won four games in five days in conference tournament play, knocking off the No. 4, No. 1 and No. 3 seeds in the process, to become the lowest-seeded team (No. 5) to win the WAC Tournament since 2001.



"IT'S A GOD STORY. WE'VE HAD SO MUCH ADVERSITY THIS YEAR. WE HAVE BATTLED A LOT. GUYS HAVE BEEN FAITHFUL. GUYS HAVE BEEN RESILIENT. GUYS HAVE WORKED HARD. WE HAD MEETINGS. WE HAD HEART-TO-HEARTS. THE CHARACTER NEVER DROPPED IN THESE GUYS." [BRYCE DREW]



TALKING ABOUT REALLY TRYING TO DIG DEEP TO GET THIS ONE, I'M JUST PROUD OF THIS WHOLE TEAM. WE FOUGHT LIKE CRAZY. TO STAND AT THE TOP OF THE TOURNAMENT AND GO DANCE AGAIN MEANS A LOT." [GABE MCGLOTHAN]














» LOPES GET RAVE PRESEASON REVIEWS

Under fourth-year head coach Bryce Drew, GCU is receiving rave preseason reviews ahead of the 2023-24 campaign. The Lopes are racking up a number of preseason favorite labels from various publications and sources.



WAC PRESEASON COACHES POLL

Rank		School	Points
1		Grand Canyon (9)	99
2		Stephen F. Austin (2)	87
3		Seattle U	86
4		Utah Valley	61
5		Abilene Christian	60
6		Tarleton State	49
7		California Baptist	47
8		UT Arlington	43
t-9		Southern Utah	26
		UT Rio Grande Valley	26
11		Utah Tech	21

GCU was also the WAC's preseason pick of ESPN.com, Blue Ribbon Yearbook, Lindy's College Basketball, The Almanac, BartTorvick.com and KenPom.com.

» LOPES ON CONDENSED PRESEASON TEAM

The WAC consolidated its preseason voting for the year, limiting voting to one five-man preseason team picked only by the league's head coaches. Despite the limited opportunity for preseason selections, the Lopes had two of the five individuals represented. A Lopes player was named WAC Preseason Player of the Year for the second consecutive season with **Ray Harrison** following **Jovan Blacksher Jr.**'s act from a year ago.



HARRISON



McGLOTHAN

Ray Harrison - WAC Preseason Player of the Year, Preseason All-WAC team

Harrison, last season's WAC Tournament Most Outstanding Player, made a case to be last season's WAC Player of the Year when he averaged career highs for points (17.8 per game) and assists (3.6 per game). That included a WAC Tournament title run in which the Greenville, South Carolina, native shot 52% from the field and averaged 20.0 points, 5.5 rebounds and 5.3 rebounds over four wins.

Gabe McGlothlan - Preseason All-WAC team

McGlothlan joined Harrison on the coaches' five-member Preseason All-WAC Team. The Chandler Basha High School graduate averaged career highs for points (12.8 per game) and rebounds (7.6 per game) on last season's NCAA tournament qualifier.

» PRESEASON PLAYER OF YEAR HISTORY

Ray Harrison became GCU's fifth selection in the last eight years for WAC Preseason Player of the Year honors.

"Ray had a great conference season all the way through," GCU fourth-year head coach Bryce Drew said. "They both improved this summer, so we expect them to take another step up in their games."



HARRISON

GCU'S WAC PRESEASON PLAYERS OF THE YEAR

Year	Player	Result
2023-24	Ray Harrison	??
2022-23	Jovan Blacksher Jr.	Averaged 10.7 ppg in injury-shortened season (12 g)
2018-19	Alessandro Lever	13th in the WAC for scoring at 12.5 ppg
2017-18	Josh Braun	All-WAC second teamer, 11.4 ppg
2016-17	Josh Braun	All-WAC first teamer, led WAC in 3-pointers, 17.5 ppg

» STARTING SPOT IN KENPOM

Grand Canyon's place on the starting blocks of the preseason KenPom.com ranking is as good as it has ever been, checking in at No. 83 in the national ranking system. It's the second straight year that the Lopes have earned a starting spot in the top 100.

GCU has outperformed its preseason KenPom.com ranking in 8 of its 10 Division I seasons.

GCU PRESEASON KENPOM VS. FINAL KENPOM

Season	Record	Preseason	Final	+/-
2023-24	?	83	?	?
2022-23	24-12	96	108	-12
2021-22	23-8	149	93	+56
2020-21	17-7	165	103	+62
2019-20	13-17	131	265	-134
2018-19	20-14	155	111	+44
2017-18	22-12	141	121	+20
2016-17	22-9	185	152	+33
2015-16	22-7	238	130	+108
2014-15	17-15	269	263	+6
2013-14	15-15	294	241	+53




















» SCHEDULE KEEPS TOUGHENING

Grand Canyon yet again will play its most challenging schedule, based on last year's NET rankings of this year's opponents.

The increased average strength of GCU's 2023-24 schedule comes from a variety of sources:

- » increasing collective strength of the WAC.
- » zero games against non-Division I opponents.
- » zero games against any school in the bottom 100 of the NET rankings.
- » WAC/CUSA scheduling initiative which brings games against NET Nos. 46 and 69.

NET RANKING BY OPPONENT

	School	2022-23 NET	Date(s)
	San Diego State	15	Dec. 5
	Liberty	46	Dec. 9
	Utah Valley	58	Jan. 18, Feb. 3
	Sam Houston	69	Dec. 20
	Southern Utah	113	Jan. 4, Feb. 10
	San Francisco	114	Nov. 17
	Stephen F. Austin	136	Jan. 25, March 2
	Seattle U	142	Jan. 20, Feb. 1
	DePaul OR South Carolina	155 OR 235	Nov. 19
	Utah Tech	158	Jan. 6, Feb. 15
	Louisiana Tech	161	Dec. 30
	Tarleton State	165	Jan. 13, Feb. 22
	Portland	168	Dec. 16
	California Baptist	171	Feb. 17, March 9
	Abilene Christian	204	Jan. 11, Feb. 24
	North Dakota State	217	Nov. 25
	Northern Arizona	230	Nov. 12
	Southeast Missouri	243	Nov. 6
	UT Arlington	249	Dec. 2, Jan. 27
	UTRGV	259	Nov. 29, Feb. 29

AVERAGE PREVIOUS-YEAR NET OF SCHEDULE (DREW ERA)

Year	Avg. Prev.-Year NET
2023-24	165
2022-23	184
2021-22	227
2020-21	211

» CHAMPIONS OF THE WAC

The Bryce Drew era has been marked with championship successes. Between the regular-season championships and tournament championships, the Lopes have won three of the possible six WAC titles up for grabs since Drew's arrival in Phoenix prior to the 2020-21 season.

The Lopes are a part of an elite class of 21 programs to have won at least half of the possible conference championships in the past three seasons.




3+ CONF. CHAMPIONSHIPS IN LAST 3 YRS. (REG. SEASON + TOURN.)

 Alabama	 Kansas	 San Diego State
 Arizona	 Liberty	 Texas A&M-Corpus Christi
 Colgate	 Loyola Chicago	 Texas Southern
 Gonzaga	 Montana State	 Toledo
 GCU Grand Canyon	 Norfolk State	 UC Santa Barbara
 Houston	 Oral Roberts	 Vermont
 Iona	 Princeton	 Winthrop

» WAC RISING

The WAC has seen a huge leap in conference strength between the 2020-21 season and 2022-23 season. In 2022-23, the WAC finished No. 11 out of 32 conference in the KenPom rankings.

BIGGEST CONFERENCE IMPROVEMENT (FROM 2020-21 TO 2022-23)

Rank	Conference	KenPom.com Rankings			
		'20-21	'21-22	'22-23	Improvement
1	 Western Athletic	23	15	11	+12
2	 Atlantic Sun	26	21	18	+8
3	 Metro Atlantic	27	16	23	+4

The WAC was one of only four conferences to have four schools win 24+ games in 2022-23.

CONFERENCES WITH FOUR 24+ GAME WINNERS

Conference	Schools
ACC	Miami, Duke, Virginia, Pitt
Big East	UConn, Marquette, Xavier, Creighton
SEC	Alabama, Missouri, Tennessee, Texas A&M
WAC	Grand Canyon, Utah Valley, Sam Houston, Southern Utah

» THE GRAND CANYON STATE

Grand Canyon's 2023-24 roster has a decidedly Arizona theme. Six Lopes list Arizona cities as their hometown and three more played high school or prep basketball in the state.

This year's roster features the most in-state talent in GCU's D-I era.

LOPES HAILING FROM ARIZONA

Player	Hometown	High School
#6 Malcolm Flagg	Tuba City, Ariz.	Hillcrest Prep
#11 Caleb Shaw	Phoenix, Ariz.	Valley Christian HS
#21 Noah Amenhauser	Goodyear, Ariz.	Estrella Foothills HS
#22 Josh Baker	Phoenix, Ariz.	McClintock HS
#24 Duke Brennan	Chandler, Ariz.	Hillcrest Prep
#30 Gabe McGlothlin	Gilbert, Ariz.	Basha HS

+ MORE LOPES PREPPING IN ARIZONA

Player	Hometown	High School
#10 Jovan Blacksher Jr.	Oakland, Calif.	Shadow Mountain HS
#12 Marquese Josephs	Toronto, Canada	Dream City Christian School
#33 Isaiah Shaw	Rome, Italy	PHH Prep



FOLLOW THE LOPES

OFFICIAL

Men's Basketball

GCU Athletics

X

@GCU_MBB

@GCU_Lopes

INSTAGRAM

@gcu_mbb

@gcu_lopes

GCU COVERAGE

Paul Coro

Barry Buetel

Scott Williams

Kate Longworth

Michael Potter

Richard Obert

Lopes Insider

TV play-by-play

TV analyst

TV reporter

Radio play-by-play

Arizona Republic beat writer

@paulcoro

@Barry_Buetel

@scottwill42

@KateLongworth

@michaelpotter

@azc_obert

GCU STAFF

Bryce Drew

Jamall Walker

Ed Schilling

Marc Rodgers

Peyton Prudhomme

Head coach

Assistant coach

Assistant coach

Assistant coach

Chief of staff

@BryceDrewCoach

@jamallwalker

@CoachSchilling

@CoachRodg1

@coach_prudhomme

THE TEAM

Ray Harrison

D. Xzaviero

Sydney Curry

Lök Wur

Malcolm Flagg

Tyon Grant-Foster

Collin Moore

Jovan Blacksher Jr.

Caleb Shaw

Marquese Josephs

Noah Amenhauser

Josh Baker

Duke Brennan

Gabe McGlothlin

Isaiah Shaw

X

@bigtimeray0

@DerrickmichaelX

@Bigticket_sc

@lwur5_

@Malcolm_Flaggs

@Ty_Youngbull

@waheed5_

@ytunahead

@calebshaw301

@MarqueseJosephs

@NoahAmenhauser

@bakeshooow22

@Dukebrennan86

@GabeMcGlothlin5

@isaiah_shaw08

INSTAGRAM

@bigtimeray

@derrickmichael_

@big_ticketsc

@lwur.4

@melo._xv

@tyongrantfoster

@waheed5_

@nuna_head

@calebshaw30

@marquesejosephs

@noah_amenhauser

@bakershow.22

@dukebrennan86

@gabemcglathlin

@isaiah.shaw08

» NEW NUMBERS!

New in 2023-24... the NCAA expanded its rules to allow more flexibility in jersey numbers. Previously, only the digits 0 through 5 could be used, limiting selections to 0, 1, 2, 3, 4, 5; 10, 11, 12, 13, 14, 15; etc.

This restriction was lifted effective this season, meaning players can now choose from the full gamut of two-digit numbers.

Three Lopes jumped on the new trend immediately, and they will be the first three to wear their respective numbers in GCU's history.

NEW JERSEY NUMBER OPTIONS USED

No.	Player
6	Malcolm Flaggs
7	Tyon Grant-Foster
8	Collin Moore



FLAGGS



GRANT-FOSTER



MOORE

» NEW LOGO!

GCU launched a campus-wide rebrand of its logo system that took effect in June.

The new "Speed GCU" logo was unveiled last February at a Lopes basketball game and an entire logo system was built out and refined for a June 30 launch. The logo system was developed with an aim to give the university a modern and cohesive brand that is unique to GCU.

GCU's "Running Lope" logo — unveiled nearly a decade ago in lockstep with the university's transition to Division I athletics — continues to be a foundational element of GCU's brand.

The Running Lope now has a cohesive GCU logo with familiar speed lines and agile movement that matches the university's innovative, modern and fast-moving identity.

A custom "Thunder" font was also developed that ties the brand together with "Lopes" and "Grand Canyon" wordmarks, which will start appearing in branded items such as GCU's athletic uniforms.

The "Arched GCU" logo that was unveiled prior to the 2015-16 academic year will be retired, serving the university well through many firsts, including D-I NCAA tournament debuts by most GCU athletic programs.

» FREQUENTING NATIONAL TV

After playing in five nationally televised games a year ago (including the WAC Tournament Championship and the NCAA Tournament game), that number increases in 2023-24 with a program-record five nationally televised games already released for the regular season alone. Additional national television appearances could be added with more postseason success.



GCU ON NATIONAL TELEVISION

Date	Opponent	Location	Network
Nov. 17	San Francisco	Desert Diamond Arena	CBS Sports Network
Nov. 19	DePaul or South Carolina	Desert Diamond Arena	CBS Sports Network
Dec. 5	San Diego State	GCU Arena	ESPNU
Dec. 9	Liberty	Lynchburg, Va.	ESPNU
March 2	Stephen F. Austin	GCU Arena	ESPNU

» COACHING STAFF ROLES EXPAND

In another tweak to NCAA rules entering the 2023-24 academic year, the NCAA allowed the number of on-court coaches to increase from four to six.

Previously, staffs were capped at having one head coach and three assistant coaches do hands-on, on-court duties. Now, that is increased to one head coach and five assistant coaches.

The Lopes made some staff title changes to take advantage of the new rules. Jake Lindsey and Marc Rodgers are elevated to assistant coaching roles and will join fourth-year Lopes assistant coaches Jamall Walker, Ed Schilling and Casey Shaw.

LOPES STAFF MOVES

Staff Member	Previous Title	New Title
Jake Lindsey	Director of Player Personnel	Assistant Coach
Marc Rodgers	n/a	Assistant Coach
Peyton Prudhomme	Director of Basketball Operations	Chief of Staff

» SEEING DOUBLE

After **Caleb Shaw** announced his transfer from Northern Colorado, he was reunited on the Lopes' roster with his older brother **Isaiah Shaw**.

For only the second time in GCU's D-I era and the first time since 2018-19, the Lopes will have a brother duo playing on their roster.



ISAIAH SHAW



CALEB SHAW

In a fun note, due to back-to-back redshirt seasons for Isaiah while a member of the Lopes program, younger brother Caleb is listed as a sophomore while older brother Isaiah is a redshirt freshman. Additionally, their father Casey Shaw is a Lopes' assistant coach and uncle Bryce Drew is the Lopes' head coach.

BROTHER DUOS

Season	Older Brother	Younger Brother
2023-24	Isaiah Shaw	Caleb Shaw
2018-19	Michael Finke	Tim Finke
2017-18	(Assistant coach) T.J. Benson	Casey Benson

» TRANSFER PALOOZA

While the Lopes have to fill the shoes of a number of contributors to their 2023 WAC Tournament Championship run, they have a number of high-profile transfers to turn to this season.

TRANSFERS THIS OFFSEASON

Player	School(s)	Class
Sydney Curry	Louisville	Sr.
Lok Wur	Oregon	Sr.
Malcolm Flaggs	Arizona State	R-Fr.
Tyon Grant-Foster	DePaul	Gr.
Collin Moore	Georgia State	Jr.
Caleb Shaw	Northern Colorado	So.
Duke Brennan	Arizona State	So.

In addition to the new crop of transfers, the Lopes are still heavily relying upon transfers of the past including Preseason All-WAC selections Ray Harrison and Gabe McGlothlin.]

The seven transfers in one offseason matches the program's high, last set prior to the 2013-14 season when GCU opened D-I play with seven new transfers.

» MCGLOTHAN IN THE RECORD BOOKS

In his fifth season with the program and fourth playing, **Gabe McGlothan** is climbing GCU's Division I and all-time record books in key metrics.

His redshirt junior campaign in 2022-23 was his best yet, earning second-team All-WAC honors and helping lead GCU to the 2023 WAC Tournament Title with an all-tournament team performance.



MCGLOTHAN

GCU CAREER POINTS (D-I ERA)

Rank	Player	Year(s)	Games	Points
1	Josh Braun	2014-18	122	1,714
2	Alessandro Lever	2017-21	122	1,629
3	DeWayne Russell	2014-17	85	1,249
4	Jovan Blacksher Jr.	2019-pres.	97	1,229
5	Oscar Frayer	2016-21	121	970
6	Carlos Johnson	2018-20	64	949
7	Gabe McGlothan	2020-pres.	97	947
8	Keonta Vernon	2015-18	99	838

GCU REBOUNDS (D-I ERA)

Rank	Player	Year(s)	Games	Rebounds
1	Gabe McGlothan	2020-pres.	97	653
2	Keonta Vernon	2015-18	99	631
3	Alessandro Lever	2017-21	122	603
4	Josh Braun	2014-18	122	565
5	Oscar Frayer	2016-21	121	515

» HARRISON PACKING PUNCH

Ray Harrison is made the most of his debut season for the Lopes in 2022-23 after transferring from Presbyterian. The guard set GCU's D-I record for points in a season with 640.

Harrison is the WAC's Preseason Player of the Year after leading the conference in scoring during WAC play last year. He was also the WAC Tournament's Most Outstanding Player and a first-team All-WAC selection.

In just one season of work in 2022-23, Harrison already ranks No. 11 on GCU's D-I career scoring leaderboard.



HARRISON

POINTS IN A D-I SEASON

Rank	Player	Year	Games	Points
1	Ray Harrison	2022-23	36	640
2	DeWayne Russell	2016-17	28	593
3	Josh Braun	2015-16	34	562
4	Killian Larson	2013-14	30	516
5	Jerome Garrison	2013-14	30	495

» BLACKSHER BUSTING RECORDS

Senior guard **Jovan Blacksher Jr.** has already made his mark on the program and continued his rise in 2021-22 with a first-team All-WAC selection. He was tabbed the WAC's Preseason Player of the Year entering 2022-23 before his year was cut short due to a knee injury.

Blacksher has piled up the honors in his Lopes career: 2020 WAC Freshman of the Year, 2021 WAC Tournament MVP, 2022 First Team-All-WAC, and the 2022 WAC Preseason Player of the Year.

He's also climbing GCU's Division I and all-time record books in key metrics.



BLACKSHER JR.

GCU 1,000-POINT CLUB (D-I ERA)

Player	Year(s)	Games	Points
Josh Braun	2014-18	122	1,714
Alessandro Lever	2017-21	122	1,629
DeWayne Russell	2014-17	85	1,249
Jovan Blacksher Jr.	2019-pres	97	1,229

GCU ALL-TIME CAREER SCORING

Rank	Player	Year(s)	Games	Points
1	Bayard Forrest	1972-76	122	2,195
2	Josh Braun	2014-18	122	1,714
3	Alessandro Lever	2017-21	122	1,629
4	Duane Gagnon	1965-69	96	1,490
5	Jim Irvine	1970-74	115	1,420
6	Doug Baker	1955-59	86	1,373
7	Chad Briscoe	1991-93	58	1,313
8	Kenny Archbold	1994-97	86	1,279
9	Jerome Garrison	2011-15	119	1,265
10	DeWayne Russell	2014-17	85	1,249
11	Ben Lindsey	1959-62	65	1,235
12	Jovan Blacksher Jr.	2019-pres	97	1,229
13	T.C. Dean	1956-59	64	1,210
14	Kevin Warren	1984-86	56	1,118
15	Melvin Rising	1952-56	88	1,117

GCU ALL-TIME ASSISTS

Rank	Player	Year(s)	Games	Assists
1	Craig Johnson	1987-89	72	455
2	DeWayne Russell	2014-18	85	423
3	Bayard Forrest	1972-76	122	421
4	Jovan Blacksher Jr.	2019-pres	97	393
5	Ryan Nelson	2004-06	52	387

GCU ALL-TIME CAREER STEALS

Rank	Player	Year(s)	Games	Steals
1	Jim Irvine	1970-74	115	210
2	Kenny Archbold	1994-97	86	198
3	David Everett	1971-76	107	192
4	Rodney Johns	1986-88	71	161
5	Jovan Blacksher Jr.	2019-pres	97	157
6	Chad Briscoe	1991-93	58	155
7	Ben Lindsey	1959-62	65	154
8	Touré Knighton	1997-01	102	152
9	Nate Stokes	1976-78	61	143
10	Rod Monteverde	1984-86	60	141

» IN THE NATIONAL CONVO

Andy Katz of NCAA.com must've enjoyed what he saw from the Lopes program when he served as the sideline reporter on truTV's coverage of GCU's NCAA Tournament game against Gonzaga last season.



In the national correspondent's series of top-10 rankings throughout the offseason, the Lopes appeared on three of Katz's lists for uniform design, student section rankings and underrated teams. Keep in mind there are 362 teams in Division I basketball.

TOP 10 UNIFORMS

Rank		Team
1		UCLA
2		North Carolina
3		Georgetown
4		Kansas
5		Kentucky
6		Duke
8		Arizona
9		Indiana
10		Hawaii
10		Grand Canyon

TOP 10 STUDENT SECTIONS

Rank		Team
1		Duke
2		Michigan State
3		Purdue
4		Kansas State
5		Kansas
6		Illinois
7		Auburn
8		UConn
9		Grand Canyon
10		San Diego State

TOP 10 UNDERRATED TEAMS

Rank		Team
1		Clemson
2		Pitt
3		Nebraska
4		Iowa State
5		West Virginia
6		New Mexico
7		Grand Canyon
8		Yale
9		Boston College
10		St. Bonaventure

» POINTS, POINTS, POINTS

GCU is in the favorable position of having three players that have over 1,000 career points, putting them on a short list of programs that can boast that fact.



HARRISON



McGLOTHAN



BLACKSHER JR.

Ray Harrison came to GCU with 891 points from Presbyterian and in short order added 640 points in a Lopes uniform to blast past the 1,000-point career mark.

Gabe McGlothan transferred to GCU with 233 career points from SEMO in his back pocket and hit the 1,000-point mark for his career last season. He is closing in on 1,000 points for his GCU career alone.

Jovan Blacksher Jr. is the lone one to do all his scoring damage in a GCU uniform.

GCU'S 1,000-POINT SCORERS

Player	GCU Points	Career Points
Ray Harrison	709	1,600
Jovan Blacksher Jr.	1,229	1,229
Gabe McGlothan	939	1,172

SCHOOLS WITH 3+ 1,000-POINT SCORERS

School	No.	School	No.
TCU	5	Missouri	3
St. John's (NY)	4	Nebraska	3
Alabama	3	Nevada	3
Creighton	3	North Carolina	3
Grand Canyon	3	St. Bonaventure	3
Illinois	3	Stanford	3
Kansas	3	Tennessee	3
Memphis	3	Vanderbilt	3
Mississippi St.	3	Washington	3

GRAND CANYON WINS FIRST NAIA TITLE
Led by future Phoenix Suns player Bayard Forrest, the school won its first NAIA national championship.

1975

GRAND CANYON WINS THIRD NAIA TITLE
Phoenix Suns legend and future head coach Paul Westphal led the Lopes to their third ever national championship.

1988

SCHOOL NEARLY SHUTTERS
Facing financial issues, Grand Canyon nearly closes its doors at Christmas break.

2003

CURRENT LEADERSHIP BROUGHT IN
Current GCU president Brian Mueller was hired and ushered in the current transformation of the school.

2008

GCU ACCEPTS WAC, D1 INVITATION
Grand Canyon accepts an invitation to join the Western Athletic Conference and begins the four-year transition process on July 1, 2013.

2012

ADVANCES TO FIRST MARCH MADNESS
Grand Canyon wins both the WAC regular season title as well as the WAC Tournament.

2021

1949 GRAND CANYON COLLEGE ESTABLISHED
The small school started in Prescott, Ariz., before moving to Phoenix a few years later.

1978 GRAND CANYON WINS SECOND NAIA TITLE
The Lopes went 30-3, as alumnus Ben Lindsey led the program to its second national championship in four years.

1991 GCU TRANSITIONS TO NCAA DIVISION II
The Lopes spent 22 seasons as an NCAA Division II school and makes six NCAA tournament appearances.

2004 SCHOOL FINANCIAL MODEL CHANGES
In an effort to revitalize the university and stabilize it for long-term success, GCU converted to a for-profit model.

2012 2013 BEST DIVISION II ATHLETICS PROGRAM
Grand Canyon claimed the Division II Learfield Director's Cup in back-to-back years, given to the highest-performing athletics program across all sports.

2017 GCU BECOMES POSTSEASON ELIGIBLE
Grand Canyon's four-year transition process is completed and the Lopes are eligible for postseason competition in 2017-18 school year.

2008

1,000
ON-CAMPUS
STUDENTS

12,000
ONLINE
STUDENTS

2023

25,800
ON-CAMPUS
STUDENTS

90,000+
ONLINE
STUDENTS

18

Number of programs that feature three or more 1,000-point scorers

10

Number of games played in Phoenix metro before calendar turns to 2024

640

Harrison's point total last season, GCU's D-I program record

STARTING LINEUPS

Date	Opponent	1	2	3	4	5
Nov. 6	SE Missouri State	Ray Harrison	Collin Moore	Tyon Grant-Foster	Gabe McGlothan	Duke Brennan
Nov. 12	Northern Arizona	Ray Harrison	Collin Moore	Tyon Grant-Foster	Gabe McGlothan	Duke Brennan
Nov. 17	vs. San Francisco	Ray Harrison	Collin Moore	Tyon Grant-Foster	Gabe McGlothan	Duke Brennan
Nov. 19	vs. South Carolina	Ray Harrison	Collin Moore	Tyon Grant-Foster	Gabe McGlothan	Duke Brennan
Nov. 25	North Dakota State	Ray Harrison	Collin Moore	Tyon Grant-Foster	Gabe McGlothan	Duke Brennan
Nov. 29	at UT Rio Grande Valley	Ray Harrison	Collin Moore	Tyon Grant-Foster	Gabe McGlothan	Duke Brennan

COMBINATIONS

1 combination used

Rank	Combination	Times used	GCU record	Last used
1	Harrison / Moore / Grant-Foster / McGlothan / Brennan	6	5-1	11/29 at UTRGV

STARTING STREAKS & TOTALS

#	Player	Streak	2023-24	Career	GCU career	WAC play
0	Ray Harrison	93	6	93	41	19
1	Derrick Michael Xzavierro	--	--	--	--	--
2	Sydney Curry	--	--	37	--	--
5	Lok Wür	--	--	3	--	--
6	Malcolm Flaggs	--	--	--	--	--
7	Tyon Grant-Foster	7	6	7	6	1
8	Collin Moore	8	6	19	6	1
10	Jovan Blacksher Jr.	--	--	97	97	49
11	Caleb Shaw	--	--	1	--	--
13	Marquese Josephs	--	--	--	--	--
21	Noah Amenhauser	--	--	--	--	--
22	Josh Baker	--	--	28	16	7
24	Duke Brennan	6	6	7	6	1
30	Gabe McGlothan	72	6	83	72	36
33	Isaiah Shaw	--	--	--	--	--

LOPES RANKED

TEAM STATS IN THE TOP 50

Category	Stat	GCU rank
Blocks per game	5.8	17th
Fastbreak points	15.17	41st
Free throw attempts per game	29.5	3rd
Free throws made per game	21.3	6th
Rebound margin	+9.3	31st
Win percentage	.833	t-49th

PLAYER STATS IN THE TOP 100

Category	Player	Stat	Rank
Field goals	Tyon Grant-Foster	46	95th
Free throw attempts	Tyon Grant-Foster	46	53rd
Free throws made	Tyon Grant-Foster	34	65th
Points	Tyon Grant-Foster	135	63rd
Points per game	Tyon Grant-Foster	22.5	5th
Off. rebounds per game	Sydney Curry	3.0	64th
Steals	Collin Moore	15	59th
Steals per game	Collin Moore	2.5	29th

QUICKEST / SLOWEST

Points	GCU quickest to...	Opponent slowest to...
First	19:52, 1st 11/6 vs. SEMO	17:57, 1st 11/29 at UTRGV
10	17:26, 1st 11/6 vs. SEMO	12:34, 1st 11/29 at UTRGV
20	11:52, 1st 11/6 vs. SEMO	3:59, 1st 11/6 vs. SEMO
30	7:48, 1st 11/6 vs. SEMO	18:06, 2nd 11/12 vs. NAU
40	4:21, 1st 11/6 vs. SEMO	11:04, 2nd 11/12 vs. NAU
50	1:29, 1st 11/6 vs. SEMO	4:38, 2nd 11/6 vs. SEMO
60	16:26, 2nd 11/6 vs. SEMO	Did not reach: NAU
70	8:14, 2nd 11/12 vs. NAU	--
80	3:54, 2nd 11/12 vs. NAU	--
90	--	--
100	--	--
110	--	--

NONCON TRACKER

Opponent	Date/Result	Record	NET
Southeast Missouri State	W 88-67	1-6	
Northern Arizona	W 89-55	2-5	
San Francisco	W 76-72	5-2	
South Carolina	L 75-68	7-0	
North Dakota State	W 86-71	4-4	
San Diego State	Dec. 5	6-1	
Liberty	Dec. 9	6-2	
Portland	Dec. 16	4-3	
Sam Houston	Dec. 20	4-4	
Louisiana Tech	Dec. 30	5-2	

QUOTED

"The Lopes look dangerous. New roles must be filled after the loss of players who helped them rank in the top-40 nationally in field-goal percentage defense (.409) and 13th in 3-point shooting (.383). After a productive preseason trip to the Bahamas, all signs point to another NCAA Tournament appearance for GCU."

- Joshua Parrott, Blue Ribbon Yearbook

"Grand Canyon, which returns Rayshon Harrison (17.8 PPG), is the team to beat in the WAC."

- Myron Medcalf, ESPN

"Five mid-majors worthy of your close attention in 2023-24. For a second consecutive season, the Lopes will be powered by Rayshon Harrison and Gabe McGlothlin. Harrison averaged 18 points and specialized at getting to the free throw line after transferring in last season from Presbyterian. McGlothlin converts 2s at a high rate because fully 72% of his attempts inside the arc come at the rim."

- John Gasaway, ESPN

NET TRACKER

LOPES BY WEEK

Date	NET
Dec. 4	
Dec. 11	
Dec. 18	
Dec. 25	
Jan. 1	
Jan. 8	
Jan. 15	
Jan. 22	
Jan. 29	
Feb. 5	
Feb. 12	
Feb. 19	
Feb. 26	
March 4	
March 11	

NOTE IT: GCU's final 2022-23 NET was 106.

OPPONENTS IN TOP 150

Previously played	NET then	NET now
--	--	--

AP TOP 25

Released Nov. 26, 2023

Rank	Team
1	Purdue (60)
2	Arizona (1)
3	Marquette
4	UConn (2)
5	Kansas
6	Houston
7	Duke
8	Miami (FL)
9	Baylor
10	Tennessee
11	Gonzaga
12	Kentucky
13	Florida Atlantic
14	Texas A&M
15	Creighton
16	Texas
17	North Carolina
18	Villanova
19	BYU
20	Colorado State
21	Mississippi State
22	James Madison
23	Alabama
24	Illinois
25	Oklahoma

OTHERS RECEIVING VOTES: Memphis 108, **San Diego State 102**, Colorado 70, Ohio State 67, TCU 66, Michigan State 57, Auburn 46, UCLA 24, Princeton 14, Arkansas 10, Florida State 8, Iowa State 8, Southern California 7, **Liberty 7**, Nevada 6, Clemson 6, Virginia 6, Mississippi 5, Nebraska 4, **South Carolina 2**, Cincinnati 2, Kansas State 1, Bradley 1.

MID-MAJOR TOP 25

Released Nov. 27, 2023

Rank	Team
1	Gonzaga (28)
2	James Madison (2)
3	Liberty (1)
4	Bradley
5	UNC Greensboro
6	UC Irvine
7	Drake
8	Princeton
9	UNC Wilmington
10	Western Carolina
11	Akron
12	Grand Canyon
13	Yale
14	Weber State
15	Saint Mary's
16	Santa Clara
17	San Francisco
18	Kent State
19	Vermont
20	Indiana State
21	Missouri State
22	Furman
23	Cornell
24	Portland State
25	Northern Illinois

OTHERS RECEIVING VOTES: Purdue Fort Wayne 84, Harvard 77, UMass Lowell 65, Evansville 57, **Stephen F Austin 56**, Appalachian State 45, Chattanooga 33, Toledo 33, Charleston 24, UC Santa Barbara 24, Ohio 21, McNeese State 20, Hawaii 19, Eastern Kentucky 17, **Louisiana Tech 17**, Colgate 16, Loyola Marymount 16, Longwood 15, Northern Iowa 14, Delaware 12, Stetson 11, Oakland 10, UIC 9, Hofstra 8, Long Beach State 7, UNC Asheville 7, Cleveland State 6, Louisiana 6, Penn 6, **Seattle 6**, UTEP 6, North Dakota 5, Prairie View 4, Middle Tennessee 3, Quinnipiac 3, Ball State 2, Columbia 1, Norfolk State 1.

LOPES BY MONTH

Month	Record	PPG	Opp. PPG	Margin	FG%	Opp. FG%	3P%	Opp. 3P%	RPG	APG
November	5-1	81.0	68.2	+ 12.8	48.2	41.7	32.7	35.7	39.5	10.2
December										
January										
February										
March										

SPECIALTY STATS

Date	Opponent	PAINT		OFF TURNOVER		2ND CHANCE		FAST BREAK		BENCH	
		GCU	Opp.	GCU	Opp.	GCU	Opp.	GCU	Opp.	GCU	Opp.
11/6	SE Missouri State	46	26	24	15	17	10	18	10	30	36
11/12	Northern Arizona	48	28	22	10	11	4	11	7	41	14
11/17	vs. San Francisco	28	30	14	14	8	9	20	10	0	12
11/19	vs. South Carolina	24	28	16	12	12	5	12	0	4	19
11/25	North Dakota State	54	26	21	8	16	10	16	9	17	10
11/29	at UT Rio Grande Valley	32	28	15	18	7	13	14	9	14	39
When GCU leads category...		4-0		3-1		3-1		5-1		2-0	

RECORD BY GAME TIME

Time	When GCU leads	When opponent leads	When tied
10:00, 1st half	4-0	1-1	
Halftime	3-0	2-1	
10:00	3-0	2-1	
5:00	3-0	2-1	
2:00	3-0	1-1	1-0
1:00	3-0	1-1	1-0

HALF SPLITS

GCU	Most points	Fewest points
1st Half	54, 11/6 vs. SEMO	29, 11/19 vs. S. Carolina
2nd Half	51, 11/25 vs. NDSU	39, 11/19 vs. S. Carolina
Overtime		

OPPONENTS	Most points	Fewest points
1st Half	40, 11/25 vs. NDSU	29, 11/12 vs. NAU
2nd Half	45, 11/19 vs. S. Carolina	26, 11/12 vs. NAU
Overtime		

HALFTIME MARGIN

Biggest lead	24 points, 11/6 vs. SEMO
Biggest deficit	5 points, 11/25 vs. North Dakota State

OPENING TIP

Result	Record
GCU controls	3-1
Opponent controls	2-0

FIRST OFF BENCH

Player	Times
Isaiah Shaw	5
Sydney Curry	5
Lök Wur	3

DOUBLE-DOUBLES

	Player	S/C	Date/opp.	Stat line
1	Duke Brennan	1/1	11/6 vs. SEMO	12p / 10r
2	Sydney Curry	1/5	11/25 vs. NDSU	10p / 10r
3	Tyon Grant-Foster	1/1	11/29 at UTRGV	25p / 11r



AROUND THE WAC

WAC PLAYERS OF THE WEEK

	PLAYER	FRESHMAN
Nov. 13	DaJuan Gordon, UTA	Dominique Daniels, CBU
Nov. 20	Shemar Wilson, UTA	Tyon Grant-Foster, GCU
Nov. 27	Jakorie Smith, TAR	Tyon Grant-Foster, GCU
Dec. 4		
Dec. 11		
Dec. 18		
Dec. 26		
Jan. 2		
Jan. 8		
Jan. 15		
Jan. 22		
Jan. 29		
Feb. 5		
Feb. 12		
Feb. 19		
Feb. 26		
March 4		
March 11		

PRESEASON ALL-WAC

All-WAC Team












Ray Harrison (POY)	G	Grand Canyon
Gabe McGlothan	F	Grand Canyon
Cameron Tyson	G	Seattle U
Sadaidriene Hall	F	Stephen F. Austin
Drake Allen	G	Utah Valley

PAST CHAMPIONS

Year	Regular Season	Tournament
2022-23	Utah Valley	GCU
2021-22	NMSU, SFA, Seattle U	New Mexico State
2020-21	GCU , Utah Valley	GCU
2019-20	New Mexico State	none (COVID-19)
2018-19	New Mexico State	New Mexico State
2017-18	New Mexico State	New Mexico State
2016-17	CSU Bakersfield	*New Mexico State
2015-16	New Mexico State	*CSU Bakersfield
2014-15	New Mexico State	*New Mexico State
2013-14	Utah Valley	*New Mexico State

* GCU not eligible for tournament participation

CONFERENCE STANDINGS

	SCHOOL	WAC PTS	NET	OVERALL W-L	PCT	CONFERENCE W-L	PCT	H	A	N	STRK
t-1	 Grand Canyon	0.000	--	5-1	.833	1-0	1.000	3-0	1-0	1-1	W2
	 California Baptist	0.000	--	6-1	.857	1-0	1.000	5-1	1-0	0-0	W4
	 Tarleton State	0.000	--	5-2	.714	1-0	1.000	1-0	2-2	2-0	W3
	 Utah Valley	0.000	--	5-2	.714	1-0	1.000	3-0	1-1	1-1	W2
	 UT Arlington	0.000	--	4-3	.571	1-0	1.000	4-1	0-2	0-0	W1
6	 Utah Tech	0.000	--	3-3	.500	0-0	.000	0-0	2-3	1-0	W1
t-7	 Seattle U	0.000	--	4-3	.571	0-1	.000	4-1	0-2	0-0	L1
	 Stephen F. Austin	0.000	--	4-3	.571	0-1	.000	1-1	1-1	2-1	L2
	 Abilene Christian	0.000	--	3-4	.429	0-1	.000	0-1	1-2	2-1	L2
	 Southern Utah	0.000	--	2-4	.333	0-1	.000	1-1	0-3	1-0	L1
	 UTRGV	0.000	--	2-6	.250	0-1	.000	2-1	0-2	0-3	L3

CONFERENCE LEADERBOARDS

INDIVIDUAL STATS

SCORING	G	FG	3PT	FT	PTS	AVG
1. Grant-Foster, Tyon - GCU	6	46	9	34	135	22.50
2. Tyson, Cameron - SU	7	41	23	12	117	16.71
3. Daniels Jr., Dominique - CBU	7	35	18	26	114	16.29
4. Wilson, Shemar - UTA	7	36	2	39	113	16.14
5. Elliott, Elijah - UTRGV	8	43	8	35	129	16.13
6. Smith, Jakorie - TSU	7	40	13	19	112	16.00
7. Harrison, Ray - GCU	6	29	3	29	90	15.00
8. Ford, Dominique - SUU	6	29	12	17	87	14.50
Young, Zion - SUU	6	29	15	14	87	14.50
10. Christensen, Tanner - UTTECH	6	33	4	12	82	13.67

REBOUNDING	G	DEF	OFF	TOT	AVG
1. Goodrick, Hunter - CBU	7	23	53	76	10.86
2. Wilson, Shemar - UTA	7	29	45	74	10.57
3. Gordon, Dajuan - UTA	7	12	51	63	9.00
4. Ouedraogo, Yvan - CBU	6	17	34	51	8.50
5. Christensen, Tanner - UTTECH	6	11	37	48	8.00
6. Dorius, Trevin - UVU	7	26	28	54	7.71
7. McGlothan, Gabe - GCU	6	15	31	46	7.67
8. Gaddy, KiAndre - TSU	7	33	20	53	7.57
9. Innocenti, Emmanuel - TSU	7	11	41	52	7.43
10. Williams, Daylen - UTRGV	8	18	35	53	6.63

FIELD GOAL PERCENTAGE	G	FGM	FGA	FG%
1. Christensen, Tanner - UTTECH	6	33	58	.569
2. Wilson, Shemar - UTA	7	36	64	.563
3. Gaddy, KiAndre - TSU	7	36	65	.554
4. Grant-Foster, Tyon - GCU	6	46	86	.535
5. Simmons, Airion - ACU	7	36	76	.474
6. Smith, Jakorie - TSU	7	40	93	.430
7. Tyson, Cameron - SU	7	41	100	.410
8. Elliott, Elijah - UTRGV	8	43	112	.384
9. Daniels Jr., Dominique - CBU	7	35	93	.376

ASSISTS	G	ASSISTS	AVG
1. Schumacher, Alex - SU	7	38	5.43
2. Abdul-Hakim, Hasan - UTRGV	8	35	4.38
3. Harrison, Ray - GCU	6	26	4.33
4. Williams, Makaih - UTA	7	29	4.14
5. McClanahan, Jaden - UVU	7	27	3.86
6. Allen, Drake - UVU	7	26	3.71
7. McClain, Kavion - ACU	7	24	3.43
Gordon, Dajuan - UTA	7	24	3.43
9. Ford, Dominique - SUU	6	20	3.33
10. Cajuste, AJ - SFA	7	23	3.29

TEAM STATS

SCORING OFFENSE	G	W-L	PTS	AVG
1. Grand Canyon	6	5-1	486	81.00
2. SFA	7	4-3	547	78.14
3. UT Arlington	7	4-3	540	77.14
4. Southern Utah	6	2-4	457	76.17
5. UTRGV	8	2-6	586	73.25
6. California Baptist	7	6-1	510	72.86
7. Seattle U	7	4-3	501	71.57
8. Utah Valley	7	5-2	498	71.14
9. Utah Tech	6	3-3	425	70.83
10. Tarleton St.	7	5-2	481	68.71
11. Abilene Christian	7	3-4	478	68.29

SCORING DEFENSE	G	PTS ALLOWED	AVG
1. California Baptist	7	434	62.00
2. Tarleton St.	7	448	64.00
3. Seattle U	7	450	64.29
4. Utah Valley	7	471	67.29
5. Grand Canyon	6	409	68.17
6. SFA	7	496	70.86
7. Abilene Christian	7	511	73.00
8. UT Arlington	7	531	75.86
9. Utah Tech	6	459	76.50
10. Southern Utah	6	464	77.33
11. UTRGV	8	640	80.00

TEAM SUMMARIES	G	PF-PA	AVG SCORE	MARGIN	FG-FGA	FG%	3P-3PA	3P%	FT-FTA	FT%	REB F	REB A	MARGIN
Abilene Christian	7	478-511	68.3-73.0	-4.71	166-402	.413	40-114	.351	106-148	.716	219	264	-6.43
California Baptist	7	510-434	72.9-62.0	+10.86	172-399	.431	53-149	.356	113-172	.657	293	228	+9.29
Grand Canyon	6	486-409	81.0-68.2	+12.83	162-336	.482	34-104	.327	128-177	.723	237	181	+9.33
SFA	7	547-496	78.1-70.9	+7.29	201-406	.495	51-134	.381	94-128	.734	245	225	+2.86
Seattle U	7	501-450	71.6-64.3	+7.29	172-379	.454	46-146	.315	111-149	.745	245	215	+4.29
Southern Utah	6	457-464	76.2-77.3	-1.17	162-359	.451	41-125	.328	92-129	.713	212	217	-0.83
Tarleton St.	7	481-448	68.7-64.0	+4.71	174-402	.433	37-121	.306	96-125	.768	249	222	+3.86
UT Arlington	7	540-531	77.1-75.9	+1.29	185-417	.444	65-192	.339	105-149	.705	289	228	+8.71
UTRGV	8	586-640	73.3-80.0	-6.75	210-507	.414	38-153	.248	128-192	.667	289	326	-4.63
Utah Tech	6	425-459	70.8-76.5	-5.67	148-353	.419	41-112	.366	88-127	.693	217	225	-1.33
Utah Valley	7	498-471	71.1-67.3	+3.86	181-403	.449	36-141	.255	100-149	.671	262	251	+1.57



BRYCE DREW
4TH SEASON AT GCU

Year	School	Record	Postseason
2011-12	Valparaiso	22-12	NIT (1st Rd.)
2012-13	Valparaiso	26-8	NCAA (2nd Rd.)
2013-14	Valparaiso	18-16	CIT (1st Rd.)
2014-15	Valparaiso	28-6	NCAA (2nd Rd.)
2015-16	Valparaiso	30-7	NIT (Runner-up)
5 years		124-49 (.717)	
2016-17	Vanderbilt	19-16	NCAA (1st Rd.)
2017-18	Vanderbilt	12-20	--
2018-19	Vanderbilt	9-23	--
3 years		40-59 (.404)	
2020-21	Grand Canyon	17-7	NCAA (1st Rd.)
2021-22	Grand Canyon	23-8	--
2022-23	Grand Canyon	24-12	NCAA (1st Rd.)
2023-24	Grand Canyon	5-1	--
4th year		69-28 (.711)	
12th season		233-136 (.631)	

Bryce Drew is in his fourth season as Grand Canyon's men's basketball head coach in 2023-24 after being named the 14th head coach in program history prior to the 2020-21 campaign.

Drew has taken all three programs he's been the head coach of to the NCAA Tournament, including two visits with his Lopes teams in three seasons leading the program.

Drew wasted no time getting acclimated to GCU, leading the Lopes to their first appearance in the D-I NCAA tournament in his inaugural season. GCU won its first WAC regular-season title and its first WAC tournament title, advancing to March Madness for a date with No. 2 seeded Iowa. The Lopes went 17-7 overall and 9-3 in conference play amid a season plagued by the coronavirus pandemic. In a span of 12 months, Drew recruited new players (including WAC Newcomer of the Year Asbjørn Midtgaard), established a new culture and program identity and won a pair of WAC titles, all while facing various levels of practice restrictions and testing requirements due to COVID-19. On the regular season's final day, GCU defeated Utah Valley to win its first regular-season title and claim the top seed in the conference's tournament. GCU had a dominant run in the 2021 WAC tournament, defeating Seattle U and New Mexico State by a combined 52 points.

The Lopes were dancing again two years later. As the conference's No. 5 seed in the 2023 WAC Tournament, GCU made a tear through the bracket by winning four games in four days to return to March Madness. After tight wins over UT Arlington, Seattle U and Sam Houston, the Lopes defeated Southern Utah by 18 in the championship game to become the conference's lowest-seeded team to win the tournament since 2001. As a No. 14 seed, GCU was paired up against Gonzaga in Denver. The Lopes held leads as large as seven points and continued to lead under the two minute mark of the first half but fell by 12 to the Bulldogs.

GCU's best season in the NET rankings came in Drew's second season and, quizzically, his only year not to reach the NCAA Tournament. Drew and his staff were charged with replacing GCU's two leading scorers heading into 2022-23. Behind the development of Jovan Blacksher Jr. and the addition of Holland Woods II, the Lopes posted a 92 NET with a 23-8 mark. GCU's best win by metrics in its D-I program history came on Dec. 18 in the Colangelo Classic as GCU topped previously undefeated San Francisco.

Prior to GCU, Drew has had successful head coaching stops at his alma mater, Valparaiso, and at Vanderbilt, where he qualified for his third NCAA tournament visit as a head coach in 2017. Drew came to GCU with a career coaching record of 164-108 (.603), including a program-record season of 30 wins in his final year at Valparaiso.

Drew averaged 25 wins per season at Valparaiso and won the Horizon League regular-season championship four times during his five-year tenure. He led the Crusaders to their first NCAA tournament berth in nine years.

Drew moved to Vanderbilt to take on the SEC challenge in 2016 and coached his first Commodores team to five wins against top-25 teams and an NCAA Tournament berth. He came to the Phoenix area to land his first Vanderbilt recruit, Saben Lee, who starred in the 2019-20 season with 18.6 points and 4.2 assists per game.

In 2017, Drew assembled the greatest recruiting class in Vanderbilt history when he signed two five-star prospects. One of those players, Darius Garland, played only five games that season but was still drafted fifth overall by the Cleveland Cavaliers in the 2019 NBA Draft.

In 2019-20, Drew worked as an ESPN studio and game analyst, visited college and pro coaches and spent time with his wife, Tara, and son, Bryson.

Drew played six NBA seasons after being drafted 16th overall by the Houston Rockets in 1998, where he started 41 games in 2000-01. In 1999, the NBA awarded him with the Henry P. Iba Citizen Athlete Award for sportsmanship.

The 6-foot-3 point guard, who also played for the Chicago Bulls and New Orleans Hornets, was known for his perimeter shot (37% 3-point shooting) but he is most famous for "The Shot" he made in the 1998 NCAA tournament to lead the No. 13 seeded Valparaiso Crusaders over No. 4 seeded Ole Miss.

Drew comes from a basketball family and played for his dad Homer at Valparaiso. His brother Scott began his coaching career at Valparaiso in 2002 and has since turned the Baylor basketball program around with a 379-222 record in 18 seasons and a 2021 national championship. Drew's sister Dana was a Mid-American Conference Player of the Year at Toledo.

Drew and his wife, Tara, have one child: Bryson.

MILESTONE VICTORIES

OVERALL CAREER

1.....	11/11/11.....	at Georgia Southern.....	W 90-81
50.....	11/10/13.....	vs. North Park.....	W 113-50
100.....	11/24/15.....	at Oregon State.....	W 63-57
150.....	1/20/18.....	vs. LSU.....	W 77-71
200.....	2/23/22.....	at Chicago State.....	W 85-64

GCU CAREER

1.....	11/25/20.....	vs. Grambling State.....	W 69-53
50.....	12/29/22.....	vs. California Baptist.....	W 73-59

OTHER NOTABLES

1st home win.....	11/14/11.....	vs. Holy Cross (Ind.).....	W 88-38
1st road win.....	11/11/11.....	at Georgia Southern.....	W 90-81
1st postseason win.....	3/15/16.....	vs. Texas Southern.....	W 84-73
1st Horizon League win.....	12/3/11.....	at Butler.....	W 77-71
1st SEC win.....	12/29/16.....	at LSU.....	W 96-89
1st WAC win.....	1/8/20.....	at Tarleton.....	W 75-72

ASSISTANT COACHES



JAMALL WALKER

Assistant coach, 4th season

- » 18th season as D-I assistant coach.
- » Spent eight seasons at Illinois under coaches John Groce and Brad Underwood and serving as interim during transition.
- » Played four seasons at Saint Louis (1995-99).



ED SCHILLING

Assistant coach, 4th season

- » 20th season as D-I coach.
- » Prior to GCU, was an assistant at Indiana (2017-19) and UCLA (2013-17).
- » Was Wright State's head coach for six years.
- » Spent one year as New Jersey Nets assistant.



CASEY SHAW

Assistant coach, 4th season

- » Spent three seasons alongside Drew at Vanderbilt (2016-19).
- » Second-round selection in 1998 NBA Draft by Philadelphia, spending time with the organization before 13-year overseas career.



MARC RODGERS

Assistant coach, 1st season

- » Spent last two seasons on Wyoming staff, including helping lead the Cowboys to an NCAA Tournament at-large bid and a 25-9 season in 2021-22.
- » Also was on staff for two stints at Long Beach.
- » Played at Central Washington from 2013-18.



JAKE LINDSEY

Assistant coach, 2nd season

- » Second year on GCU staff, first as assistant coach.
- » Joined the program after working in the scouting department for the Utah Jazz for three seasons.
- » Played at Baylor from 2015-19 under Scott Drew, making three NCAA Tournament trips.



TOP FIVE CROWDS

7,521	Jan. 11, 2018	New Mexico State
7,502	Feb. 25, 2017	Kansas City
7,499	Jan. 15, 2022	Tarleton (ESPNU)
7,498	Nov. 8, 2019	Illinois
7,497	Mar. 2, 2019	CSU Bakersfield

TOP STUDENT SECTIONS PER ANDY KATZ OF NCAA.COM, OCT. 2023

1		6	
2		7	
3		8	
4		9	
5		10	



The Havocs are some of the most dedicated and rowdy fans in all of collegiate sports. Often 3,500 students strong, they turn GCU athletic venues into some of the rowdiest environments in all of college sports.

Known for their constant energy, support and pride, the Havocs support and encourage GCU athletic teams, promote school spirit and build Lope pride.

Tabbed as the "Biggest Party in College Basketball," the Havocs bring the noise and excitement every game with different cheers and chants to give every team a competitive advantage when playing at home. In 2018, GCU Arena was ranked 22nd in the country for best college basketball atmospheres, and was quoted as "easily one of the rowdiest fan bases in the entire country."

Capacity **7,000**
Record **161-40 (.801)**
Opened **2011**



Grand Canyon University Arena is Phoenix's premier mid-sized indoor venue and serves as the primary home of Lopes men's and women's basketball and men's and women's volleyball teams as well as a wide assortment of university-sponsored and outside events.

The arena has provided the Lopes a definitive home-court advantage since opening its doors before the 2011-12 basketball season. With a seating capacity of 7,000 and a prime location on campus, the venue is regularly packed to the rafters with students and fans, providing an electric atmosphere ripe for success. Since its opening, the men's basketball team has been dominant in the arena, posting an overall record of 161-40 (.801), including six seasons of at least 15 wins.

GCU Arena hit new levels in 2018-19. With an average crowd of

7,170 fans, GCU Arena was the fullest venue in college basketball with a percent capacity of 102.42%.

Home attendance has tripled since the arrival of the arena, with a per-game average of over 7,100 fans coming through the doors in 2018-19. While crowds of over 7,000 used to represent milestones, it has become a common occurrence at GCU Arena. All but two nonconference games were filled above the arena's 7,000-seat capacity in the 2018-19 season.

The facility originally broke ground in the summer of 2010 and was completed before the start of the following basketball season. It is owned and operated by the university.



The Havocs mission is to be the most spirited, energetic and disruptive student section in the country. Havocs strive to create the most unique game day experience in college basketball and a sense of camaraderie for all students.

The Havocs cheer at more than just home events, sending droves of students to rival New Mexico State and to the WAC Tournament in Las Vegas. The support has garnered national attention over the past five years including being featured on ESPN's Scott Van Pelt's SportsCenter show.



WHAT THEY'RE SAYING

"In college basketball, in my 40-plus years, this was the toughest crowd I've ever faced. Awesome ... you've got something special here. Really special."

- **Rick Pitino, Hall of Fame coach**

"GCU created college basketball's rowdiest secret with stunning quickness ... home to possibly the best student section in college basketball. Duke has the Cameron Crazies. Kansas has the Phog. GCU has the Havocs."

- **Andrew Joseph, USA Today**

"This is not a college basketball game. It's a Miami nightclub in the desert."

- **Myron Medcalf, ESPN.com**

"The Havocs are the biggest party in college basketball." - **SB Nation**

» A FAMILY COACHING TRADITION

Basketball is ingrained in the family tree of Bryce Drew. Between Bryce, his brother, Scott, and their father, Homer, the trio is a part of the second-winningest family coaching tree in college basketball history.

ALL-TIME NCAA VICTORIES BY FAMILY

Rank	Family	Wins
1	Iba	1,632
2	Drew	1,320
3	Sutton	1,173
4	Bartow	1,023
5	Knight	982
6	Meyer	950
7	Thompson	942
8	Pitino	907
9	Bennett	900
10	Van Brea Kolff	674

Homer was a head coach for 34 seasons including 22 at Valparaiso. He won 640 games and is a member of the College Basketball Hall of Fame.

Scott was an assistant under Homer at Valpo before taking the reins at Baylor in 2003. He is one of the top-20 longest tenured head coaches in D-I men's basketball, leading the Bears to the 2021 National Championship in what some characterized as one of the greatest rebuilds in sports history. Scott has 447 wins.

Bryce played under both Homer (head coach) and Scott (assistant coach) at Valpo before taking over the program in 2011 and accumulating 124 wins in five seasons. Add 40 more at Vanderbilt plus his time at GCU and Bryce has 233 as a head coach.

FATHER/SON D-I COACHES

Current Coach	School	Father	Current Coach	School	Father
Brian Barone	SIU Edwardsville	Tony	Kevin Kruger	UNLV	Lon
Tony Bennett	Virginia	Dick	Dan Monson	Long Beach State	Don
Jeff Capel III	Pitt	Jeff II	Eric Musselman	Arkansas	Bill
Bryce Drew	Grand Canyon	Homer	Ryan Odom	VCU	Dave
Scott Drew	Baylor	Homer	Richard Pitino	New Mexico	Rick
Brian Dutcher	San Diego State	Jim	Kevin Willard	Maryland	Ralph



» NBA EXPERIENCE

Drew played six NBA seasons after being drafted 16th overall by the Houston Rockets in 1998, where he started 41 games in 2000-01. In 1999, the NBA awarded him with the Henry P. Iba Citizen Athlete Award for sportsmanship.

The 6-foot-3 point guard, who also played for the Chicago Bulls and New Orleans Hornets, was known for his perimeter shot (37% 3-point shooting).

He is one of 22 active Division I head coaches to play in the NBA.

D-I COACHES WITH NBA EXPERIENCE

Coach	School	Coach	School
Steve Alford	Nevada	Mark Madsen	California
Speedy Claxton	Hofstra	Kenny Payne	Louisville
Hubert Davis	North Carolina	Lorenzo Romar	Pepperdine
Johnny Dawkins	Central Florida	Jerry Stackhouse	Vanderbilt
Bryce Drew	Grand Canyon	Larry Stewart	Coppin State
Kim English	Providence	Rod Strickland	Long Island
Penny Hardaway	Memphis	Damon Stoudamire	Georgia Tech
Steven Henson	UTSA	Reggie Theus	Bethune-Cookman
Fred Hoiberg	Nebraska	Darrell Walker	Little Rock
Juwan Howard	Michigan	Mo Williams	Jackson State
Bobby Hurley	Arizona State	Mike Woodson	Indiana



» POWER 5 PEDIGREE

Not only did GCU hire Bryce Drew who came with his own Power 5 experience, Drew in turn assembled an assistant coaching staff that all come with Power 5 experience. In fact, all three assistant's most recent college jobs were at the P5 level.



Walker

Schilling

Shaw

ASSISTANT COACH POWER 5 RESUMES

Coach	Power 5 Stops
Jamall Walker	Illinois (2012-20)
Ed Schilling	UCLA (2013-17), Indiana (2017-19)
Casey Shaw	Vanderbilt (2016-19)

RECORD WHEN

GAME TYPE

	2023-24	UNDER DREW	D1 ERA
Home	3-0	42-9	132-38
Road	1-0	17-11	50-57
Neutral site	1-1	10-8	23-19
Overtime games	--	2-0	6-4

AT THE HALF

	2023-24	UNDER DREW	D1 ERA
Leading	3-0	52-8	164-31
Trailing	2-1	14-18	34-81
Tied	--	4-2	10-5

WHEN SCORING

	2023-24	UNDER DREW	D1 ERA
Less than 60 points	--	4-8	6-36
60-69 points	0-1	10-12	35-44
70-79 points	2-0	21-7	72-28
80-89 points	3-0	24-0	65-7
90-99 points	--	6-0	21-0
100+ points	--	4-0	6-1

SCORING MARGIN

	2023-24	UNDER DREW	D1 ERA
1-5 points	1-0	19-14	53-45
6-9 points	0-1	7-3	28-19
10-15 points	2-0	18-6	53-27
16+ points	2-0	27-3	72-20

REBOUNDING

	2023-24	UNDER DREW	D1 ERA
Less than 20 rebounds	--	0-1	2-3
20-24 rebounds	--	0-0	2-13
25-29 rebounds	--	4-3	19-25
30-34 rebounds	0-1	13-6	48-33
35-39 rebounds	2-0	19-9	58-27
40-49 rebounds	3-0	26-3	63-10
50+ rebounds	--	9-2	15-2

SHOOTING PERCENTAGE

	2023-24	UNDER DREW	D1 ERA
GCU shoots better than opponent	4-0	60-7	169-23
GCU shoots worse than opponent	1-1	7-20	33-89
Same shooting percentage	--	0-0	1-0
GCU shoots 50%+	3-0	31-1	76-8
GCU shoots 45-49.9%	1-0	22-4	61-16
GCU shoots 40-44.9%	--	11-8	47-37
GCU shoots under 40%	1-1	5-15	21-56

TURNOVERS

	2023-24	UNDER DREW	D1 ERA
GCU has fewer than opponent	2-0	26-5	107-34
GCU has more than opponent	2-1	30-14	73-63
Same number of turnovers	1-0	9-7	20-18

FOULS

	2023-24	UNDER DREW	D1 ERA
GCU has fewer than opponent	4-1	41-7	144-39
GCU has more than opponent	--	25-18	46-67
Same number of fouls	1-0	3-2	16-10

MISCELLANEOUS

	2023-24	UNDER DREW	D1 ERA
Record coming off a win	3-1	48-21	132-70
Record coming off a loss	1-0	18-7	69-40
vs. AP Top 25	--	0-3	0-9

SUPERLATIVES

GCU HIGHS

Points	89	11/12 vs. Northern Arizona
Field goals made	34	11/25 vs. North Dakota State
Field goal attempts	69	11/25 vs. North Dakota State
Field goal percentage	56.4%	11/12 vs. Northern Arizona
3-pointers made	7	11/6 vs. Southeast Missouri State
3-pointers attempted	24	11/17 vs. San Francisco
Free throws made	28	11/17 vs. San Francisco
Free throws attempted	38	11/17 vs. San Francisco
Free throw percentage	85.2%	11/19 vs. South Carolina
Rebounds	48	11/6 vs. Southeast Missouri State
Assists	13	11/29 at UT Rio Grande Valley
Steals	10	2x, last: 11/17 vs. San Francisco
Blocked shots	11	11/29 at UT Rio Grande Valley
Turnovers	19	11/29 at UT Rio Grande Valley
Fouls	26	11/29 at UT Rio Grande Valley

GCU LOWS

Points	68	11/19 vs. South Carolina
Field goals made	20	11/19 vs. South Carolina
Field goal attempts	51	11/19 vs. South Carolina
Field goal percentage	39.2%	11/19 vs. South Carolina
3-pointers made	5	3 times, last: 11/29 at UT Rio Grande Valley
3-pointers attempted	12	11/25 vs. North Dakota State
Free throws made	19	11/6 vs. Southeast Missouri State
Free throws attempted	27	2x, last: 11/19 vs. South Carolina
Free throw percentage	64.9%	11/29 at UT Rio Grande Valley
Rebounds	30	11/19 vs. South Carolina
Assists	7	11/19 vs. South Carolina
Steals	3	11/19 vs. South Carolina
Blocked shots	1	11/19 vs. South Carolina
Turnovers	4	11/25 vs. North Dakota State
Fouls	15	2 times, last: 11/25 vs. North Dakota State

OPPONENT HIGHS

Points	75	11/19 vs. South Carolina
Field goals made	27	11/19 vs. South Carolina
Field goal attempts	65	11/17 vs. San Francisco
Field goal percentage	54.0%	11/19 vs. South Carolina
3-pointers made	11	11/6 vs. Southeast Missouri State
3-pointers attempted	23	11/17 vs. San Francisco
Free throws made	26	11/29 at UT Rio Grande Valley
Free throws attempted	34	11/29 at UT Rio Grande Valley
Free throw percentage	87.5%	11/19 vs. South Carolina
Rebounds	36	11/17 vs. San Francisco
Assists	18	11/19 vs. South Carolina
Steals	11	2x, last: 11/17 vs. San Francisco
Blocked shots	3	11/25 vs. North Dakota State
Turnovers	17	11/6 vs. Southeast Missouri State
Fouls	28	11/29 at UT Rio Grande Valley

OPPONENT LOWS

Points	55	11/12 vs. Northern Arizona
Field goals made	19	11/29 at UT Rio Grande Valley
Field goal attempts	54	11/25 vs. North Dakota State
Field goal percentage	33.9%	11/29 at UT Rio Grande Valley
3-pointers made	5	3 times, last: 11/29 at UT Rio Grande Valley
3-pointers attempted	16	11/25 vs. North Dakota State
Free throws made	6	2x, last: 11/12 vs. Northern Arizona
Free throws attempted	11	11/12 vs. Northern Arizona
Free throw percentage	40.0%	11/6 vs. Southeast Missouri State
Rebounds	23	11/19 vs. South Carolina
Assists	6	11/25 vs. North Dakota State
Steals	2	11/25 vs. North Dakota State
Blocked shots	1	11/19 vs. South Carolina
Turnovers	10	11/19 vs. South Carolina
Fouls	16	11/25 vs. North Dakota State

TEAM

Scored 90+ points	vs. Park (111), 2/21/23	Won game decided by one point	vs. San Francisco (W 49-48), 12/18/21
Scored 90+ points (WAC)	vs. Abilene Christian (94), 2/17/23	Lost game decided by one point	vs. UTRGV (L 77-76), 2/15/23
Scored 100+ points	vs. Park (111), 2/21/23	Two consecutive games decided by one point	Never happened
Scored 100+ points (WAC)	at California Baptist (103), 2/8/20	Two consecutive games decided by five points or less	2 games, 2/11/23-2/15/23
Scored 110+ points	vs. Park (111), 2/21/23	Three consecutive games decided by five points or less	4 games, 1/14/23-1/26/23
Scored 110+ points (WAC)	Never happened	Came back from 15-point deficit	vs. Montana State (19), 11/7/22
Scored less than 50 points	vs. Wichita State (43), 11/21/22	Came back from 18-point deficit	vs. Montana State (19), 11/7/22
Scored less than 50 points (WAC)	at Stephen F. Austin (46), 1/20/22	Came back from 20-point deficit	vs. CSU Bakersfield (20), 2/8/14
Allowed 90+ points	at Utah Valley (92), 2/22/20	Pulled down 45 rebounds	vs. Southeast Missouri State (48), 11/6/23
Allowed 90+ points (WAC)	at Utah Valley (92), 2/22/20	Pulled down 50 rebounds	vs. Park (59), 2/21/23
Allowed 100+ points	vs. Nebraska-Omaha (108), 12/13/15	Pulled down 55 rebounds	vs. Park (59), 2/21/23
Allowed 100+ points (WAC)	Never happened	Back-to-back 50 rebound games	vs. Mississippi Valley St. & at Ariz. St., 12/4-9/2021
Allowed less than 45 points	vs. Park (38), 2/21/23	Out-rebounded opponent by 15+	vs. Northern Arizona (+14), 11/12/23
Allowed less than 45 points (WAC)	vs. Sam Houston (41), 2/26/22	Out-rebounded opponent by 20+	vs. Park (+27), 2/21/23
Shot 60% from the field	vs. Abilene Christian (66.7%), 2/17/23	Out-rebounded opponent by 25+	vs. Park (+27), 2/21/23
Shot 65% from the field	vs. Abilene Christian (66.7%), 2/17/23	Won an overtime game	at Sam Houston (OT), 1/5/23
Shot 70% from the field	vs. Bethesda (70.0%), 1/15/21	Lost an overtime game	at Seattle U (OT), 3/9/19
Shot less than 30% from the field	vs. Wichita State (27.1%), 11/21/22	Won an overtime game (WAC)	at Sam Houston (OT), 1/5/23
Allowed 60% shooting	at Tarleton (61.5%), 1/28/23	Lost an overtime game (WAC)	at Seattle U (OT), 3/9/19
Allowed 65% shooting	Never happened	Played two overtimes	at Boise State (20T), 12/13/17
Allowed 30% or less shooting	vs. Park (22.7%), 2/21/23	Played consecutive overtime games	Never happened
Allowed 25% or less shooting	vs. Park (22.7%), 2/21/23	Committed 20+ turnovers	at Sam Houston (25), 1/5/23
Shot 90%+ from FT line (min. 10 FTA)	at Wyoming (94.1%, 16-17), 12/3/22	Committed less than 10 turnovers	vs. North Dakota State (4), 11/25/23
Shot 100% from FT line (min. 10 FTA)	vs. Northern Arizona (100%, 11-11), 3/28/15	Committed less than 8 turnovers	vs. North Dakota State (4), 11/25/23
Shot below 50% from FT line (min. 10 FTA)	at Utah Tech (45.0%, 9-20), 3/3/23	Committed less than 5 turnovers	vs. North Dakota State (4), 11/25/23
Attempted 40 free throws	vs. Nebraska-Omaha (40), 12/13/15	Scored 45+ in a half	vs. North Dakota State (51 in 2nd), 11/25/23
Attempted five or less free throws	vs. Utah Valley (3), 3/5/21	Scored 50+ in a half	vs. North Dakota State (51 in 2nd), 11/25/23
Made 30 free throws	vs. Nebraska-Omaha (31), 12/13/15		
Made 10 3-pointers	vs. Southern Utah (WAC Tourn.) (13), 3/11/23		
Made 12 3-pointers	vs. Southern Utah (WAC Tourn.) (13), 3/11/23		
Made 15 3-pointers	vs. Sam Houston (WAC Tourn.) (16), 3/10/23		
Made 16 3-pointers	vs. Sam Houston (WAC Tourn.) (16), 3/10/23		
Made 17 3-pointers	vs. Park (21), 2/21/23		
Scored 90+ in consecutive games	vs. Abilene Christian / Park, 2/17-21/23		
Scored 90+ in three consecutive games	at Chicago State, vs CBU, vs ENMU 2/16-27/19		
Scored 100+ in consecutive games	Never happened		
Won game by 30 points or more	vs. Northern Arizona (34), 11/12/23		
Won game by 35 points or more	vs. Park (73), 2/21/23		
Won game by 40 points or more	vs. Park (73), 2/21/23		
Won game by 45 points or more	vs. Park (73), 2/21/23		
Won game by 50 points or more	vs. Park (73), 2/21/23		
Lost game by 30 points or more	vs. New Mexico State (WAC Final) (32), 3/16/19		
Lost game by 40 points or more	at Louisville (48), 12/5/15		

INDIVIDUAL

IN ANY GAME...

Scored 25 Points	Tyon Grant-Foster, 25, 11/29/23, at UT Rio Grande Valley
Scored 30 Points	Tyon Grant-Foster, 30, 11/6/23, vs. Southeast Missouri State
Scored 35 Points	Gabe McGlothan, 35, 3/9/23, vs. Seattle U (WAC Tourn.)
Scored 40 Points	DeWayne Russell, 42, 12/3/16, vs. Louisville

Scored 20 points in a half	Tyon Grant-Foster, 21, 1st, 11/6/23, vs. Southeast Missouri State
Scored 25 points in a half	Michael Finke, 27, 2nd, 2/27/19 vs. Eastern New Mexico

Two players had 20 points	Grant-Foster (25) & Harrison (21), 11/29/23 at UT Rio Grande Valley
Two players had 25 points	M. Finke (38) and Johnson (25), 2/27/19, vs. Eastern N.M.
Three players had 20 points	Harrison (27), McMillian (21), McGlothan (20), 2/17/23 vs. ACU

Scored 20 points in two straight games	Tyon Grant-Foster (2), 11/25/23 - pres.
Scored 20 points in three straight games	Ray Harrison (3), 3/1/23 - 3/7/23
Scored 20 points in four straight games	Alessandro Lever (4), 1/18/18 - 1/27/18
Scored 20 points in five straight games	never happened
Scored 30 points in two straight games	Carlos Johnson (2), 3/13/19 - 3/14/19

Double figures in 10 straight games	Ray Harrison (21), 11/26/22 - 2/17/23
Double figures in 15 straight games	Ray Harrison (21), 11/26/22 - 2/17/23
Double figures in 20 straight games	Ray Harrison (21), 11/26/22 - 2/17/23
Double figures in 30 straight games	DeWayne Russell (33), 3/1/16 - 3/4/17

Five players scored in double figures	vs. Park (5), 2/21/23
Six players scored in double figures	vs. Benedictine Mesa (6), 11/26/22
Four players scored 15 or more points	at California Baptist (4), 2/8/20

Double-double	Tyon Grant-Foster (25p/11r), 11/29/23 at UT Rio Grande Valley
Double-double (points / assists)	Casey Benson, 1/23/18, 12p/10a, vs. William Jessup
Double-double in two straight games	Gabe McGlothan (2), 12/17/22-12/20/22
Double-double in three straight games	Asbjørn Midtgaard (5), 1/31/21-2/27/21
Double-double in four straight games	Asbjørn Midtgaard (5), 1/31/21-2/27/21
Two players with double-double	Midtgaard (14/11) & Lever (19/10), 2/20/21, vs. CBU
Triple-double	never happened

20 points, 10 rebounds	Tyon Grant-Foster (25p/11r), 11/29/23 at UT Rio Grande Valley
30 points, 10 rebounds	Gabe McGlothan (35p/10r), 3/9/23, vs. Seattle U (WAC Tourn.)
20 points, 10 assists	DeWayne Russell, 21p/11a, 1/7/17 vs. Utah Valley

Made 10 FG in a game	Tyon Grant-Foster (10), 11/29/23, at UT Rio Grande Valley
Made 12 FG in a game	Gabe McGlothan (13), 3/9/23 vs. Seattle U (WAC Tourn.)
Made 15 FG in a game	Michael Finke (16), 2/14/19, at Kansas City

Attempted 15 FG in a game	Tyon Grant-Foster (17), 11/29/23, at UT Rio Grande Valley
Attempted 17 FG in a game	Tyon Grant-Foster (17), 11/29/23, at UT Rio Grande Valley
Attempted 20 FG in a game	Tyon Grant-Foster (20), 11/25/23, vs. North Dakota State

Made five 3-pointers in a game	Harrison & Baumann (5), 3/11/23, vs. Seattle U (WAC Tourn.)
Made six 3-pointers in a game	Kobe Knox (6), 3/10/23, vs. Seattle U (WAC Tourn.)
Made seven 3-pointers in a game	Ray Harrison (7), 1/18/23, vs. Utah Tech
Made eight 3-pointers in a game	Josh Braun (9), 2/23/17, vs. Chicago State
Made nine 3-pointers in a game	Josh Braun (9), 2/23/17, vs. Chicago State
Attempted 10 3-pointers in a game	Walter Ellis (12), 2/21/23 vs. Park
Attempted 12 3-pointers in a game	Walter Ellis (12), 2/21/23 vs. Park

IN A CONFERENCE GAME...

Scored 25 Points	Tyon Grant-Foster, 25, 11/29/23, at UT Rio Grande Valley
Scored 30 Points	Ray Harrison, 38, 1/18/23, vs. Utah Tech
Scored 35 Points	Ray Harrison, 38, 1/18/23, vs. Utah Tech
Scored 40 Points	never happened

Scored 20 points in a half	Michael Finke, 24, 2nd, 3/2/19 vs. CSU Bakersfield
Scored 25 points in a half	never happened

Two players had 20 points	Grant-Foster (25) & Harrison (21), 11/29/23 at UT Rio Grande Valley
Two players had 25 points	Garrison (31) and Larson (27), 2/27/14, vs. Kansas City
Three players had 20 points	Harrison (27), McMillian (21), McGlothan (20), 2/17/23 vs. ACU

Scored 20 points in two straight games	Ray Harrison (2), 3/1/23 - pres.
Scored 20 points in three straight games	Carlos Johnson (3), 1/19/19 - 2/2/19
Scored 20 points in four straight games	never happened
Scored 20 points in five straight games	never happened
Scored 30 points in two straight games	never happened

Double figures in 10 straight games	Ray Harrison (14), 12/29/22 - 2/17/23
Double figures in 15 straight games	Carlos Johnson (18), 2/16/19 - 2/27/20
Double figures in 20 straight games	never happened

Five players scored in double figures	vs. Utah Valley (5), 1/21/23
Six players scored in double figures	never happened
Four players scored 15 or more points	at California Baptist (4), 2/8/20

Double-double	Tyon Grant-Foster (25p/11r), 11/29/23 at UT Rio Grande Valley
Double-double (points / assists)	DeWayne Russell, 1/7/17, 21p/11a, vs. Utah Valley
Double-double in two straight games	Gabe McGlothan (2), 2/26/22-3/3/22
Double-double in three straight games	Asbjørn Midtgaard (5), 1/31/21-2/27/21
Double-double in four straight games	Asbjørn Midtgaard (5), 1/31/21-2/27/21
Two players with double-double	Midtgaard (14/11) & Lever (19/10), 2/20/21, vs. CBU
Triple-double	never happened

20 points, 10 rebounds	Tyon Grant-Foster (25p/11r), 11/29/23 at UT Rio Grande Valley
30 points, 10 rebounds	Alessandro Lever, 2/20/18, 30p/10r, vs. Seattle U
20 points, 10 assists	DeWayne Russell, 21p/11a, 1/7/17 vs. Utah Valley

Made 10 FG in a game	Tyon Grant-Foster (10), 11/29/23, at UT Rio Grande Valley
Made 12 FG in a game	Gabe McGlothan (12), 2/15/23 vs. UTRGV
Made 15 FG in a game	Michael Finke (16) 2/14/19, at Kansas City

Attempted 15 FG in a game	Tyon Grant-Foster (17), 11/29/23, at UT Rio Grande Valley
Attempted 17 FG in a game	Tyon Grant-Foster (17), 11/29/23, at UT Rio Grande Valley
Attempted 20 FG in a game	Ray Harrison (20), 2/11/23, at Seattle U

Made five 3-pointers in a game	Chance McMillian (6), 2/4/23, vs. Stephen F. Austin
Made six 3-pointers in a game	Chance McMillian (6), 2/4/23, vs. Stephen F. Austin
Made seven 3-pointers in a game	Ray Harrison (7), 1/18/23, vs. Utah Tech
Made eight 3-pointers in a game	Josh Braun (9), 2/23/17, vs. Chicago State
Made nine 3-pointers in a game	Josh Braun (9), 2/23/17, vs. Chicago State
Attempted 10 3-pointers in a game	Holland Woods II (10), 2/4/21, vs. Seattle U
Attempted 12 3-pointers in a game	Josh Braun (19), 2/23/17, vs. Chicago State

INDIVIDUAL

IN ANY GAME...

Made a 3-pointer in 10 straight games	Jovan Blacksher Jr. (19), 3/13/21 – 1/22/22
Made a 3-pointer in 15 straight games	Jovan Blacksher Jr. (19), 3/13/21 – 1/22/22
Made a 3-pointer in 20 straight games	Josh Braun (21), 1/7/17 – 11/25/17

Made 10 free throws	Tyon Grant-Foster (11) & Ray Harrison (11), 11/17/23, vs. San Francisco
Made 15 free throws	Josh Braun (17), 1/16/16 vs. Utah Valley
Made 16 free throws	Josh Braun (17), 1/16/16 vs. Utah Valley
Made 17 free throws	Josh Braun (17), 1/16/16 vs. Utah Valley
Attempted 15 free throws	Tyon Grant-Foster (15), 11/17/23, vs. San Francisco
Attempted 18 free throws	Josh Braun (19), 1/16/16 vs. Utah Valley
Attempted 19 free throws	Josh Braun (19), 1/16/16 vs. Utah Valley
Attempted 20 free throws	Jerome Garrison (20), 1/23/14 vs. Idaho

12 rebounds	Gabe McGlothan (14), 11/12/23 vs. Northern Arizona
13 rebounds	Gabe McGlothan (14), 11/12/23 vs. Northern Arizona
14 rebounds	Gabe McGlothan (14), 11/12/23 vs. Northern Arizona
15 rebounds	Gabe McGlothan (18), 11/22/22 vs. Northern Iowa
16 rebounds	Gabe McGlothan (18), 11/22/22 vs. Northern Iowa
20 rebounds	Killian Larson (20), 2/22/14 at Idaho

10 rebounds in a half	Yvan Quedraogo (11, 2nd), 12/18/21 vs. San Francisco
11 rebounds in a half	Yvan Quedraogo (11, 2nd), 12/18/21 vs. San Francisco
12 rebounds in a half	Asbjørn Midtgaard (12, 2nd), 11/25/20 vs. Grambling State
13 rebounds in a half	never happened

10+ rebounds in two straight games	Gabe McGlothan (4), 12/17/22 – 1/5/23
10+ rebounds in three straight games	Gabe McGlothan (4), 12/17/22 – 1/5/23
10+ rebounds in four straight games	Gabe McGlothan (4), 12/17/22 – 1/5/23
Two players had 10 rebounds	Midtgaard (11) & Lever (10), 2/19/21 vs. CBU
Three players had 10 rebounds	never happened

6 assists	Ray Harrison (6), 11/25/23 vs. North Dakota State
7 assists	Ray Harrison (8), 3/11/23 vs. Southern Utah (WAC Tourn.)
8 assists	Ray Harrison (8), 3/11/23 vs. Southern Utah (WAC Tourn.)
9 assists	Jovan Blacksher Jr. (9), 3/5/21 vs. Utah Valley
10 assists	Jovan Blacksher Jr. (10), 11/19/19, vs. Montana State
11 assists	DeWayne Russell (11), 1/7/17, vs. Utah Valley
12 assists	DeWayne Russell (12), 12/13/15 vs. Nebraska-Omaha

7+ assists in two straight games	Jovan Blacksher Jr. (2), 2/27/21 – 3/5/21
----------------------------------	---

Two players with 5+ assists	Harrison (8) & McMillian (6), 3/11/23, vs. Southern Utah (WAC Tourn.)
-----------------------------	---

4 blocks	Isaiah Carr (4), 2/21/23 vs. Park
5 blocks	Kobe Knox (5), 2/15/23 vs. UTRGV
6 blocks	never happened

5 steals	Jovan Blacksher Jr. (7), 11/18/22 vs. Grambling State
6 steals	Jovan Blacksher Jr. (7), 11/18/22 vs. Grambling State
7 steals	Jovan Blacksher Jr. (7), 11/18/22 vs. Grambling State

Played every minute	Alessandro Lever (40), 2/20/20 at Seattle U
Fouled out	McGlothan, Brennan, & Curry, 11/29/23, at UTRGV
Two players fouled out	McGlothan, Brennan, & Curry, 11/29/23, at UTRGV
Three players fouled out	McGlothan, Brennan, & Curry, 11/29/23, at UTRGV

IN A CONFERENCE GAME...

Made a 3-pointer in 10 straight games	Jovan Blacksher Jr. (10), 2/19/21 – 1/22/22
Made a 3-pointer in 15 straight games	Josh Braun (22), 2/27/16 – 1/20/18
Made a 3-pointer in 20 straight games	Josh Braun (22), 2/27/16 – 1/20/18

Made 10 free throws	Ray Harrison (10), 2/17/23, vs. Abilene Christian
Made 15 free throws	Josh Braun (17), 1/16/16 vs. Utah Valley
Made 16 free throws	Josh Braun (17), 1/16/16 vs. Utah Valley
Made 17 free throws	Josh Braun (17), 1/16/16 vs. Utah Valley
Attempted 15 free throws	Alessandro Lever (15), 2/22/18, vs. Seattle U
Attempted 18 free throws	Josh Braun (19), 1/16/16 vs. Utah Valley
Attempted 19 free throws	Josh Braun (19), 1/16/16 vs. Utah Valley
Attempted 20 free throws	Jerome Garrison (20), 1/23/14 vs. Idaho

12 rebounds	Gabe McGlothan (12), 2/4/23 vs. Stephen F. Austin
13 rebounds	Gabe McGlothan (13), 1/5/23 at Sam Houston
14 rebounds	Asbjørn Midtgaard (16), 2/27/21 at Seattle U
15 rebounds	Asbjørn Midtgaard (16), 2/27/21 at Seattle U
16 rebounds	Asbjørn Midtgaard (16), 2/27/21 at Seattle U
20 rebounds	Killian Larson (20), 2/22/14 at Idaho

10 rebounds in a half	Trey Drechsel (10, 1st), 1/5/19, vs Seattle U
11 rebounds in a half	Killian Larson (12, 2nd), 1/30/14 , vs Chicago State
12 rebounds in a half	Killian Larson (12, 2nd), 1/30/14 , vs Chicago State
13 rebounds in a half	never happened

10+ rebounds in two straight games	Gabe McGlothan (3), 12/29/22 – 1/5/23
10+ rebounds in three straight games	Asbjørn Midtgaard (5), 1/30/21 – 2/27/21
10+ rebounds in four straight games	Asbjørn Midtgaard (5), 1/30/21 – 2/27/21
Two players had 10 rebounds	Midtgaard (11) & Lever (10), 2/19/21 vs. CBU
Three players had 10 rebounds	never happened

6 assists	Ray Harrison (7), 3/3/23, at Utah Tech
7 assists	Ray Harrison (7), 3/3/23, at Utah Tech
8 assists	Jovan Blacksher Jr. (9), 3/5/21 vs. Utah Valley
9 assists	Jovan Blacksher Jr. (9), 3/5/21 vs. Utah Valley
10 assists	DeWayne Russell (11), 1/7/17, vs. Utah Valley
11 assists	DeWayne Russell (11), 1/7/17, vs. Utah Valley
12 assists	never happened

7+ assists in two straight games	Jovan Blacksher Jr. (2), 2/27/21 – 3/5/21
----------------------------------	---

Two players with 5+ assists	Woods II & Blacksher Jr. (5), 3/5/22 vs. Dixie State
-----------------------------	--

4 blocks	Kobe Knox (5), 2/15/23 vs. UTRGV
5 blocks	Kobe Knox (5), 2/15/23 vs. UTRGV
6 blocks	never happened

4 steals	Jovan Blacksher Jr. (4), 1/29/22 at New Mexico State
5 steals	Gerard Martin (5), 2/2/109 at CSU Bakersfield
6 steals	never happened

Played every minute	Alessandro Lever (40), 2/20/20 at Seattle U
Fouled out	McGlothan, Brennan, & Curry, 11/29/23, at UTRGV
Two players fouled out	McGlothan, Brennan, & Curry, 11/29/23, at UTRGV
Three players fouled out	McGlothan, Brennan, & Curry, 11/29/23, at UTRGV

Scored at least... (game)

81	82	83	84	85	86	87	88	89	90	91	92	93	94	95	96	97	98	99	100
11/25/23	11/25/23	11/25/23	11/25/23	11/25/23	11/25/23	11/12/23	11/12/23	11/12/23	2/21/23	2/21/23	2/21/23	2/21/23	2/21/23	2/21/23	2/21/23	2/21/23	2/21/23	2/21/23	2/21/23
vs. NDSU	vs. NDSU	vs. NDSU	vs. NDSU	vs. NDSU	vs. NDSU	vs. NAU	vs. NAU	vs. NAU	vs. PARK	vs. PARK	vs. PARK	vs. PARK	vs. PARK	vs. PARK	vs. PARK	vs. PARK	vs. PARK	vs. PARK	vs. PARK
86	86	86	86	86	86	89	89	89	111	111	111	111	111	111	111	111	111	111	111
101	102	103	104	105	106	107	108	109	110	111	112	113	114	115	116	117	118	119	120
2/21/23	2/21/23	2/21/23	2/21/23	2/21/23	2/21/23	2/21/23	2/21/23	2/21/23	2/21/23	2/21/23	1/15/21	1/15/21	1/15/21	1/15/21	1/15/21	1/15/21	1/15/21	1/15/21	1/15/21
vs. PARK	vs. PARK	vs. PARK	vs. PARK	vs. PARK	vs. PARK	vs. PARK	vs. PARK	vs. PARK	vs. PARK	vs. PARK	vs. BETH	vs. BETH	vs. BETH	vs. BETH	vs. BETH	vs. BETH	vs. BETH	vs. BETH	vs. BETH
111	111	111	111	111	111	111	111	111	111	111	121	121	121	121	121	121	121	121	121

Scored at least... (first half)

45	46	47	48	49	50	51	52	53	54	55	56	57	58	59	60	61	62	63	64
11/6/23	11/6/23	11/6/23	11/6/23	11/6/23	11/6/23	11/6/23	11/6/23	11/6/23	11/6/23	2/21/23	2/21/23	2/21/23	2/21/23	2/21/23	2/21/23	2/21/23	2/21/23	1/15/21	1/15/21
vs. SEMO	vs. SEMO	vs. SEMO	vs. SEMO	vs. SEMO	vs. SEMO	vs. SEMO	vs. SEMO	vs. SEMO	vs. SEMO	vs. PARK	vs. PARK	vs. PARK	vs. PARK	vs. PARK	vs. PARK	vs. PARK	vs. PARK	vs. BETH	vs. BETH
54	54	54	54	54	54	54	54	54	54	62	62	62	62	62	62	62	62	67	67

Scored at least... (second half)

45	46	47	48	49	50	51	52	53	54	55	56	57	58	59	60	61	62	63	64
11/25/23	11/25/23	11/25/23	11/25/23	11/25/23	11/25/23	11/25/23	3/9/23	3/9/23	3/9/23	3/9/23	11/26/22	11/9/22	11/9/22						
vs. NDSU	vs. NDSU	vs. NDSU	vs. NDSU	vs. NDSU	vs. NDSU	vs. NDSU	vs. SEA	vs. SEA	vs. SEA	vs. SEA	vs. BEN	vs. SDCC	vs. SDCC						
51	51	51	51	51	51	51	55	55	55	55	56	58	58						

Lowest scoring opponent first halves (D-I era)

1	14	Home	*Coppin State	Nov. 25, 2016	29-14
2	15	Home	*Grambling State	Nov. 18, 2022	42-15
3	16	Home	*Mississippi Valley State	Dec. 4, 2021	38-16
t-4	17	Home	*Florida A&M	Nov. 10, 2017	35-17
	17	Home	*Arkansas-Pine Bluff	Dec. 22, 2016	42-17
t-6	18	Home	*Grambling State	Nov. 9, 2021	40-18
	18	Home	Bethesda	Jan. 16, 2021	44-18
	18	Home	*Chicago State	Feb. 15, 2020	34-18
	18	Home	*Montana State	Nov. 17, 2014	28-18
t-10	19	Home	*California Baptist	Feb. 5, 2022	28-19
	19	Neutral	*San Francisco	Dec. 18, 2021	22-19
	19	Home	*Mississippi Valley State	Dec. 18, 2017	33-19

Lowest scoring opponent second halves (D-I era)

1	15	Home	Park (Ariz.)	Feb. 21, 2023	62-23
t-2	18	Home	*UT Arlington	Jan. 12, 2023	52-18
	18	Home	*Montana State	Nov. 7, 2022	41-18
	18	Home	Western New Mexico	Nov. 16, 2013	54-18
t-5	19	Home	*Sam Houston	Feb. 26, 2022	32-19
	19	Away	*Tarleton	Jan. 9, 2021	30-19
	19	Home	*Mississippi Valley State	Dec. 18, 2017	38-19
	19	Away	*UT Rio Grande Valley	Feb. 6, 2016	64-58

Lowest scoring opponent games (D-I era)

1	37	Home	*Coppin State	Nov. 25, 2016	70-37
t-2	38	Home	Park (Ariz.)	Feb. 21, 2023	111-38
	38	Home	*Mississippi Valley State	Dec. 18, 2017	71-38
t-4	41	Home	Western New Mexico	Nov. 16, 2013	91-41
	41	Home	*Sam Houston	Feb. 26, 2022	67-41
6	44	Home	*Mississippi Valley State	Dec. 4, 2021	91-44
t-7	45	Home	*Montana State	Nov. 17, 2014	61-45
	45	Away	*San Diego State	Dec. 18, 2015	52-45
t-9	46	Home	*Alcorn State	Nov. 19, 2015	79-46
	46	Home	*Chicago State	Jan. 17, 2019	80-46
	46	Away	*Dixie State	Jan. 23, 2021	81-46

Biggest halftime leads (D-I era)

1	39	Home	Park (Ariz.)	Feb. 21, 2023	62-23
2	30	Home	Benedictine Mesa	Nov. 26, 2022	54-24
3	28	Home	Bethesda	Jan. 31, 2017	51-23
t-4	27	Home	*Grambling State	Nov. 18, 2022	42-15
	27	Home	Bethesda	Jan. 15, 2021	67-40
6	26	Home	Bethesda	Jan. 16, 2021	44-18
7	25	Home	*Arkansas-Pine Bluff	Dec. 22, 2016	42-17

* asterisks denote D-I opponents

Highest scoring GCU first halves (D-I era)

1	67	Home	Bethesda	Jan. 15, 2021	67-40
t-2	62	Home	Park (Ariz.)	Feb. 21, 2023	62-23
t-3	54	Home	*Southeast Missouri State	Nov. 6, 2023	54-20
	54	Home	Benedictine Mesa	Nov. 26, 2022	54-24
	54	Home	Benedictine Mesa	Feb. 9, 2016	54-42
t-6	51	Home	Benedictine Mesa	Nov. 28, 2020	51-34
	51	Away	*Chicago State	Feb. 16, 2019	51-23
	51	Home	Bethesda	Jan. 31, 2017	51-23

Highest scoring GCU second halves (D-I era)

1	58	Home	San Diego Christian	Nov. 9, 2022	58-29
2	56	Home	Benedictine Mesa	Nov. 26, 2022	56-29
3	55	Neutral	*Seattle U	March 9, 2023	55-43
t-4	54	Home	Bethesda	Jan. 16, 2021	54-29
	54	Home	Bethesda	Jan. 15, 2021	54-22
	54	Neutral	*Morgan State	Dec. 27, 2017	54-41
	54	Home	*Texas-Pan American	Jan. 2, 2014	54-49
	54	Home	Vanguard	Dec. 3, 2013	54-35
	54	Home	Western New Mexico	Nov. 16, 2013	54-18

Highest scoring GCU games (D-I era)

1	121	Home	Bethesda	Jan. 15, 2021	121-62
2	111	Home	Park (Ariz.)	Feb. 21, 2023	111-38
3	110	Home	Benedictine Mesa	Nov. 26, 2022	110-53
4	104	Home	*Omaha	Dec. 13, 2015	104-108
5	103	Away	*California Baptist	Feb. 8, 2020	103-98
6	101	Home	San Diego Christian	Nov. 9, 2022	101-50
7	100	Neutral	*Morgan State	Dec. 27, 2017	100-74
8	99	Home	*Utah Valley	Jan. 16, 2016	99-88
9	98	Home	Bethesda	Jan. 16, 2021	98-47
t-10	96	Home	*Arkansas State	Nov. 16, 2018	96-72
	96	Home	William Jessup	Jan. 23, 2018	96-80

Biggest winning margins (D-I era)

1	73	Home	Park (Ariz.)	Feb. 21, 2023	111-38
2	59	Home	Bethesda	Jan. 15, 2021	121-62
3	57	Home	Benedictine Mesa	Nov. 26, 2022	110-53
t-4	51	Home	San Diego Christian	Nov. 9, 2022	101-50
	51	Home	Bethesda	Jan. 16, 2021	98-47
5	50	Home	Western New Mexico	Nov. 16, 2013	91-41
6	47	Home	*Mississippi Valley State	Dec. 4, 2021	91-44
7	42	Home	*Delaware State	Nov. 10, 2018	89-47
8	40	Home	*Arkansas-Pine Bluff	Dec. 22, 2016	89-49
9	39	Home	*Mississippi Valley State	Dec. 1, 2020	88-49
t-10	35	Home	Life Pacific	Nov. 24, 2021	82-47
	35	Away	*Dixie State	Jan. 23, 2021	81-46

Slowest opponent first scores (D-I era)

1	11:58	Home	*Mississippi Valley State	Nov. 23, 2015	W 94-60
2	13:14	Home	*Kansas City	Jan. 19, 2019	W 78-50
3	13:19	Away	*Chicago State	Feb. 16, 2019	W 90-59
4	13:36	Home	Bethesda	Jan. 31, 2017	W 95-66
5	14:06	Home	*Alcorn State	Nov. 29, 2022	W 80-72
6	14:31	Neutral	*Nevada	Dec. 9, 2018	L 74-66
7	14:34	Away	*Utah Valley	Jan. 15, 2015	W 83-74
8	14:36	Away	*Utah Valley	Jan. 27, 2018	L 68-56
9	14:52	Home	*Grambling State	Nov. 18, 2022	W 81-48
10	15:20	Neutral	*New Mexico State	March 16, 2019	L 89-57

Game Records

Record	Overall	Home	Away	Neutral
ALL GAMES	5-1	3-0	1-0	1-1
CONFERENCE	1-0	0-0	1-0	0-0
NON-CONFERENCE	4-1	3-0	0-0	1-1

Score by Periods

Team	1st	2nd	OT	TOT
Grand Canyon	227	259	0	486
Opponents	195	214	0	409

Team Box Score

No.	Player				Total		3-Point		F-Throw		Rebounds											
		GP-GS	MIN	AVG	FG-FGA	FG%	3FG-3FGA	3FG%	FT-FTA	FT%	OFF	DEF	TOT	AVG	PF	DQ	A	TO	BLK	STL	PTS	AVG
7	GRANT-FOSTER, Tyon	6-6	191:25	31.9	46-86	.535	9-24	.375	34-46	.739	4	31	35	5.8	17	0	4	13	7	11	135	22.5
0	HARRISON, Ray	6-6	197:51	33.0	29-74	.392	3-19	.158	29-36	.806	4	15	19	3.2	12	0	26	16	3	4	90	15.0
8	MOORE, Collin	6-6	167:29	27.9	19-43	.442	7-16	.438	13-15	.867	3	18	21	3.5	12	0	13	13	3	15	58	9.7
30	MCGLOTHAN, Gabe	6-6	197:12	32.9	16-38	.421	5-19	.263	16-22	.727	15	31	46	7.7	18	2	9	9	5	5	53	8.8
2	CURRY, Sydney	6-0	98:29	16.4	19-29	.655	0-0	.000	8-22	.364	18	14	32	5.3	15	1	2	7	6	4	46	7.7
24	BRENNAN, Duke	6-6	112:27	18.7	15-25	.600	0-0	.000	14-22	.636	13	20	33	5.5	20	1	1	8	5	4	44	7.3
33	SHAW, Isaiah	6-0	89:24	14.9	9-18	.500	6-12	.500	6-6	1.000	0	5	5	0.8	10	0	2	2	3	1	30	5.0
12	JOSEPHS, Marquese	2-0	07:26	3.7	2-2	1.000	0-0	.000	4-4	1.000	0	0	0	0.0	0	0	0	2	0	0	8	4.0
22	BAKER, Josh	4-0	50:57	12.7	3-8	.375	2-6	.333	4-4	1.000	0	4	4	1.0	2	0	3	8	1	0	12	3.0
5	WUR, Lok	6-0	68:07	11.4	3-12	.250	2-8	.250	0-0	.000	5	8	13	2.2	9	1	1	1	1	3	8	1.3
1	XZAVIERRO, Derrick Michael	2-0	07:00	3.5	1-1	1.000	0-0	.000	0-0	.000	1	3	4	2.0	0	0	0	0	0	0	2	1.0
6	FLAGGS, Malcolm	2-0	06:19	3.2	0-0	.000	0-0	.000	0-0	.000	0	0	0	0.0	0	0	0	1	0	0	0	0.0
21	AMENHAUSER, Noah	2-0	05:53	2.9	0-0	.000	0-0	.000	0-0	.000	0	0	0	0.0	0	0	0	0	1	0	0	0.0
Team											13	12	25					2				
Total		6	1200		162-336	.482	34-104	.327	128-177	.723	76	161	237	39.5	115	5	61	82	35	47	486	81.0
Opponents		6	1200		144-345	.417	40-112	.357	81-115	.704	60	121	181	30.2	132	3	79	86	12	41	409	68.2

Team Statistics

	GCU	OPP
Scoring	486	409
Points per game	81.0	68.2
Scoring margin	+12.8	-
Field goals-att	162-336	144-345
Field goal pct	.482	.417
3 point fg-att	34-104	40-112
3-point FG pct	.327	.357
3-pt FG made per game	5.7	6.7
Free throws-att	128-177	81-115
Free throw pct	.723	.704
F-Throws made per game	21.3	13.5
Rebounds	237	181
Rebounds per game	39.5	30.2
Rebounding margin	+9.3	-
Assists	61	79
Assists per game	10.2	13.2
Turnovers	82	86
Turnovers per game	13.7	14.3
Turnover margin	+0.7	-
Assist/turnover ratio	0.7	0.9
Steals	47	41
Steals per game	7.8	6.8
Blocks	35	12
Blocks per game	5.8	2.0
Winning streak	2	-
Home win streak	3	-
Attendance	21512	1944
Home games-Avg/Game	3-7171	1-1944
Neutral site-Avg/Game	-	2-2902

Team Results

Date	Opponent		Score	Att.
11/06/2023	Southeast Mo. St.	W	88-67	7186
11/12/2023	Northern Ariz.	W	89-55	7118
11/17/2023	vs San Francisco	W	76-72	3214
11/19/2023	vs South Carolina	L	68-75	2589
11/25/2023	North Dakota St.	W	86-71	7208
11/29/2023	at UTRGV	W	79-69	1944

				Total		3-Pointers		Free throws		Rebounds											
Opponent	Date	Score		FG-FGA	PCT	3FG-3FGA	PCT	FT-FTA	PCT	OFF	DEF	TOT	AVG	PF	A	TO	BLK	STL	PTS	AVG	
Southeast Mo. St.	11/06/2023	88-67	W	31-62	.500	7-21	.333	19-27	.704	15	33	48	48.0	19	11	17	6	9	88	88.0	
Northern Ariz.	11/12/2023	89-55	W	31-55	.564	6-17	.353	21-28	.750	10	31	41	44.5	15	10	13	5	10	89	88.5	
vs San Francisco	11/17/2023	76-72	W	21-53	.396	6-24	.250	28-38	.737	16	27	43	44.0	19	8	16	5	10	76	84.3	
vs South Carolina	11/19/2023	68-75	L	20-51	.392	5-16	.313	23-27	.852	11	19	30	40.5	21	7	13	1	3	68	80.3	
North Dakota St.	11/25/2023	86-71	W	34-69	.493	5-12	.417	13-20	.650	14	22	36	39.6	15	12	4	7	6	86	81.4	
at UTRGV	11/29/2023	79-69	W	25-46	.543	5-14	.357	24-37	.649	10	29	39	39.5	26	13	19	11	9	79	81.0	
Total		486		162-336	.482	34-104	.327	128-177	.723	76	161	237	39.5	115	61	82	35	47	486	81.0	
Opponents		409		144-345	.417	40-112	.357	81-115	.704	60	121	181	30.2	132	79	86	12	41	409	68.2	

Grand Canyon Averages

Games Played	Points/game	FG Pct	3FG Pct	FT Pct	Rebounds/game	Assists/game	Turnovers/game	Assist/Turnover ratio	Steals/game	Blocks/game
6	81.0	48.2	32.7	72.3	39.5	10.2	13.7	0.7	7.8	5.8



				Total		3-Pointers		Free throws		Rebounds											
Opponent	Date	Score		FG-FGA	PCT	3FG-3FGA	PCT	FT-FTA	PCT	OFF	DEF	TOT	AVG	PF	A	TO	BLK	STL	PTS	AVG	
Southeast Mo. St.	11/06/2023	88-67	W	25-64	.391	11-21	.524	6-15	.400	13	19	32	32.0	19	16	17	2	11	67	67.0	
Northern Ariz.	11/12/2023	89-55	W	22-56	.393	5-18	.278	6-11	.545	5	19	24	28.0	21	13	16	2	6	55	61.0	
vs San Francisco	11/17/2023	76-72	W	26-65	.400	7-23	.304	13-17	.765	14	22	36	30.7	24	14	14	2	11	72	64.7	
vs South Carolina	11/19/2023	68-75	L	27-50	.540	7-17	.412	14-16	.875	4	19	23	28.8	24	18	10	1	3	75	67.3	
North Dakota St.	11/25/2023	86-71	W	25-54	.463	5-16	.313	16-22	.727	11	24	35	30.0	16	6	15	3	2	71	68.0	
at UTRGV	11/29/2023	79-69	W	19-56	.339	5-17	.294	26-34	.765	13	18	31	30.2	28	12	14	2	8	69	68.2	
Total		409		144-345	.417	40-112	.357	81-115	.704	60	121	181	30.2	132	79	86	12	41	409	68.2	
Grand Canyon		486		162-336	.482	34-104	.327	128-177	.723	76	161	237	39.5	115	61	82	35	47	486	81.0	

Opponents Averages

Games Played	Points/game	FG Pct	3FG Pct	FT Pct	Rebounds/game	Assists/game	Turnovers/game	Assist/Turnover ratio	Steals/game	Blocks/game
6	68.2	41.7	35.7	70.4	30.2	13.2	14.3	0.9	6.8	2.0

Summary

Player	Season Statistics										Career Statistics									
	GP-GS	MIN/G	FG%	3FG%	FT%	R/G	A/G	STL	BLK	PTS/G	GP-GS	MIN/G	FG%	3FG%	FT%	R/G	A/G	STL	BLK	PTS/G
AMENHAUSER, Noah	2-0	2.9	.000	.000	.000	0.0	0.0	0	1	0.0	2-0	2.9	.000	.000	.000	0.0	0.0	0	1	0.0
BAKER, Josh	4-0	12.7	.375	.333	1.000	1.0	0.8	0	1	3.0	60-28	18.6	.376	.325	.826	1.8	1.8	28	11	4.8
BRENNAN, Duke	6-6	18.7	.600	.000	.636	5.5	0.2	4	5	7.3	42-7	10.4	.544	.000	.632	2.7	0.1	11	23	3.1
CURRY, Sydney	6-0	16.4	.655	.000	.364	5.3	0.3	4	6	7.7	66-37	15.8	.611	.000	.484	4.4	0.5	15	18	6.1
FLAGGS, Malcolm	2-0	3.2	.000	.000	.000	0.0	0.0	0	0	0.0	2-0	3.2	.000	.000	.000	0.0	0.0	0	0	0.0
GRANT-FOSTER, Tyon	6-6	31.9	.535	.375	.739	5.8	0.7	11	7	22.5	29-7	13.2	.472	.265	.681	3.0	0.3	18	16	7.3
HARRISON, Ray	6-6	33.0	.392	.158	.806	3.2	4.3	4	3	15.0	94-94	33.9	.399	.291	.798	4.2	3.2	91	23	17.2
JOSEPHS, Marquese	2-0	3.7	1.000	.000	1.000	0.0	0.0	0	0	4.0	2-0	3.7	1.000	.000	1.000	0.0	0.0	0	0	4.0
MCGLOTHAN, Gabe	6-6	32.9	.421	.263	.727	7.7	1.5	5	5	8.8	128-83	24.4	.488	.334	.697	6.6	0.8	73	65	9.2
MOORE, Collin	6-6	27.9	.442	.438	.867	3.5	2.2	15	3	9.7	58-19	17.5	.432	.318	.719	2.6	1.0	73	25	6.3
SHAW, Isaiah	6-0	14.9	.500	.500	1.000	0.8	0.3	1	3	5.0	13-0	11.8	.465	.520	.889	1.2	0.5	3	3	4.7
WUR, Lok	6-0	11.4	.250	.250	.000	2.2	0.2	3	1	1.3	57-3	8.5	.358	.294	.735	1.7	0.2	7	16	1.9
XZAVIERRO, Derrick Michael	2-0	3.5	1.000	.000	.000	2.0	0.0	0	0	1.0	2-0	3.5	1.000	.000	.000	2.0	0.0	0	0	1.0

Scoring

Player	Season Statistics								Career Statistics							
	FG-FGA	FG%	3FG-3FGA	3FG%	FT-FTA	FT%	PTS	PTS/G	FG-FGA	FG%	3FG-3FGA	3FG%	FT-FTA	FT%	PTS	PTS/G
AMENHAUSER, Noah	0-0	.000	0-0	.000	0-0	.000	0	0.0	0-0	.000	0-0	.000	0-0	.000	0	0.0
BAKER, Josh	3-8	.375	2-6	.333	4-4	1.000	12	3.0	91-242	.376	50-154	.325	57-69	.826	289	4.8
BRENNAN, Duke	15-25	.600	0-0	.000	14-22	.636	44	7.3	43-79	.544	0-0	.000	43-68	.632	129	3.1
CURRY, Sydney	19-29	.655	0-0	.000	8-22	.364	46	7.7	171-280	.611	0-0	.000	59-122	.484	401	6.1
FLAGGS, Malcolm	0-0	.000	0-0	.000	0-0	.000	0	0.0	0-0	.000	0-0	.000	0-0	.000	0	0.0
GRANT-FOSTER, Tyon	46-86	.535	9-24	.375	34-46	.739	135	22.5	76-161	.472	13-49	.265	47-69	.681	212	7.3
HARRISON, Ray	29-74	.392	3-19	.158	29-36	.806	90	15.0	532-1333	.399	147-506	.291	410-514	.798	1621	17.2
JOSEPHS, Marquese	2-2	1.000	0-0	.000	4-4	1.000	8	4.0	2-2	1.000	0-0	.000	4-4	1.000	8	4.0
MCGLOTHAN, Gabe	16-38	.421	5-19	.263	16-22	.727	53	8.8	432-886	.488	104-311	.334	212-304	.697	1180	9.2
MOORE, Collin	19-43	.442	7-16	.438	13-15	.867	58	9.7	121-280	.432	41-129	.318	82-114	.719	365	6.3
SHAW, Isaiah	9-18	.500	6-12	.500	6-6	1.000	30	5.0	20-43	.465	13-25	.520	8-9	.889	61	4.7
WUR, Lok	3-12	.250	2-8	.250	0-0	.000	8	1.3	34-95	.358	15-51	.294	25-34	.735	108	1.9
XZAVIERRO, Derrick Michael	1-1	1.000	0-0	.000	0-0	.000	2	1.0	1-1	1.000	0-0	.000	0-0	.000	2	1.0

Totals

Player	Season Statistics									Career Statistics								
	O-REB	D-REB	TOTAL	PF	FO	A	TO	A/TO		O-REB	D-REB	TOTAL	PF	FO	A	TO	A/TO	
AMENHAUSER, Noah	0	0	0	0	0	0	0	0.0		0	0	0	0	0	0	0	0.0	
BAKER, Josh	0	4	4	2	0	3	8	0.4		14	93	107	84	0	107	71	1.5	
BRENNAN, Duke	13	20	33	20	1	1	8	0.1		57	58	115	83	1	6	23	0.3	
CURRY, Sydney	18	14	32	15	1	2	7	0.3		110	183	293	142	3	32	75	0.4	
FLAGGS, Malcolm	0	0	0	0	0	0	1	0.0		0	0	0	0	0	0	1	0.0	
GRANT-FOSTER, Tyon	4	31	35	17	0	4	13	0.3		19	67	86	38	0	9	29	0.3	
HARRISON, Ray	4	15	19	12	0	26	16	1.6		81	318	399	177	2	300	230	1.3	
JOSEPHS, Marquese	0	0	0	0	0	0	2	0.0		0	0	0	0	0	0	2	0.0	
MCGLOTHAN, Gabe	15	31	46	18	2	9	9	1.0		257	588	845	355	11	106	181	0.6	
MOORE, Collin	3	18	21	12	0	13	13	1.0		32	118	150	90	1	56	71	0.8	
SHAW, Isaiah	0	5	5	10	0	2	2	1.0		6	10	16	14	0	6	5	1.2	
WUR, Lok	5	8	13	9	1	1	1	1.0		31	64	95	48	1	11	18	0.6	
XZAVIERRO, Derrick Michael	1	3	4	0	0	0	0	0.0		1	3	4	0	0	0	0	0.0	



0 RAY HARRISON

GUARD • JUNIOR • 6-4 • 195
GREENVILLE, S.C.
LEGACY EARLY COLLEGE
PRESBYTERIAN COLLEGE ('20-22)

CURRENT STATS

15.0	3.2	4.3	39.2	80.6	15.8
PPG	RPG	APG	FG%	FT%	3P%

TRACKING

	Season	Career
10+ points	5	80
10+ rebounds	0	2
5+ assists	4	22
Double-doubles	0	2
Led team in points	0	54

CAREER HIGHS

POINTS	REBS	ASSISTS	3-PT M
38	13	8	7
vs. Utah Tech Jan. 18, 2023	vs. Charleston S. Feb. 22, 2021	vs. Southern Utah March 11, 2022	vs. Utah Tech Nov. 26, 2021
FT M	STEALS	BLOCKS	MINUTES
13	4	3	50
vs. Charleston S. Feb. 22, 2021	at Gard.-Webb Jan. 12, 2022	at UTRGV Nov. 29, 2023	at UNC Asheville Feb. 26, 2022
1st Half		2nd Half	
POINTS	21, vs. Grambling State Nov. 18, 2022		19, (3x) last vs. UT Jan. 18, 2023
REB.	6, (3x) last vs. USC Ups. Feb. 16, 2022		7, vs. Charleston So. Feb. 22, 2021

PURPLE

shading denotes a career high set this season

SEASON HIGHS

POINTS	REBS	ASSISTS	3-PT M
24	5	6	2
vs. San Francisco Nov. 17, 2023	2 times, last: vs. San Francisco Nov. 17, 2023	vs. North Dakota St. Nov. 25, 2023	at UTRGV Nov. 29, 2023
FT M	STEALS	BLOCKS	MINUTES
11	2	3	37
vs. San Francisco Nov. 17, 2023	at UTRGV Nov. 29, 2023	at UTRGV Nov. 29, 2023	2 times, last: vs. South Carolina Nov. 19, 2023

NOTES

THIS SEASON

- » **'SHARE THE SUGAR':** After Nov. 17 USF win: "I know I got a lot of talented guys around me and I love sharing the sugar. I've never been somebody who want I want it all to be about me. That's not me. It put a big smile on my face to see these guys come to this program."
- » **PRESEASON RECOGNITION:** Named the WAC Preseason Player of the Year by the conference's head coaches. Joins the likes of Jovan Blacksher Jr., Alessandro Lever and Josh Braun as GCU's selections for the award.

OTHER NOTES

- » **WAC TOURNEY:** Recorded 80 points, 21 rebounds and 23 assists in GCU's tournament run, the first D-I player to post 80/20/20 in a conference tournament since Kemba Walker in 2011. Harrison was named Most Outstanding Player.
- » **38!:** Matched GCU's No. 2 single-game scoring mark in its D-I era with 38-point outburst vs. Utah Tech on Jan. 18, 2023.
- » **SINGLE-SEASON BEST:** Holds GCU's D-I single-season scoring record with 640 points, besting DeWayne Russell's 593 from the 2015-16 season. Harrison broke the mark in a 31-point outburst in the WAC Tournament Championship game.
- » **AWARDS BEFORE GCU:** Won 2021 Big South Freshman of the Year and was named to two All-Big South second teams.

GAME LOG

Opponent	Date	GS	Min	FG	SHOOTING			FT	REBOUNDING									
					3PT				O	D	T	A	PF	A	TO	BLK	STL	PTS
SE Missouri State	Nov. 6	*	28	1-9	.111	0-2	.000	1-3	.333	2	3	5	5.0	1	5	3	0	3
Northern Arizona	Nov. 12	*	26	5-10	.500	0-2	.000	2-2	1.000	0	2	2	3.5	1	2	4	0	12
vs. San Francisco	Nov. 17	*	37	6-14	.429	1-6	.167	11-13	.846	1	4	5	4.0	3	5	4	0	24
vs. South Carolina	Nov. 19	*	37	4-13	.308	0-2	.000	4-4	1.000	0	3	3	3.8	2	3	1	0	12
North Dakota State	Nov. 25	*	35	6-13	.462	0-1	.000	6-8	.750	1	3	4	3.8	2	6	0	0	18
at UT Rio Grande Valley	Nov. 29	*	36	7-15	.467	2-6	.333	5-6	.833	0	0	0	3.2	3	5	4	3	21

CAREER STATS

(SHADING DENOTES PREVIOUS SCHOOLS)

Year	GP	GS	MIN	MPG	FG	FGA	PCT	3PM	3PA	3PCT	FT	FTA	PCT	OFF	DEF	TOT	AVG	PF	AST	APG	TO	BLK	STL	PTS	PPG
2020-21 (Fr.)	20	20	693	34.7	116	297	39.1	41	117	35.0	72	90	80.0	28	84	112	5.6	36	50	2.5	53	7	28	345	17.3
2021-22 (Fr.)	32	32	1134	35.4	181	496	36.5	53	218	24.3	131	154	85.1	26	99	125	3.9	55	96	3.0	75	6	35	546	17.1
2022-23 (So.)	36	36	1156	32.1	206	466	44.2	50	152	32.9	178	234	76.1	23	120	143	4.0	74	128	3.6	86	7	24	640	17.8
2023-24 (Jr.)	6	6	199	33.2	29	74	39.2	3	19	15.8	29	36	80.6	4	15	19	3.2	12	26	4.3	16	3	4	90	15.0
Total	94	94	3182	33.9	532	1333	39.9	147	506	29.1	410	514	79.8	81	318	399	4.2	177	300	3.2	230	23	91	1621	17.2



1 DERRICK MICHAEL XZAVIERRO

FORWARD • RS-FRESHMAN • 6-10 • 235
JAKARTA, INDONESIA
NBA GLOBAL ACADEMY



CURRENT STATS

1.0	2.0	0.0	100.0	0.0	0.0
PPG	RPG	APG	FG%	FT%	3P%

TRACKING

	Season	Career
10+ points	0	0
10+ rebounds	0	0
5+ assists	0	0
Double-doubles	0	0
Led team in points	0	0

CAREER HIGHS

POINTS	REBS	ASSISTS	3-PT M
2	2	--	--
vs. SEMO Nov. 6, 2023	2 times, last: vs. Northern Ariz. Nov. 12, 2023	--	--
FT M	STEALS	BLOCKS	MINUTES
--	--	--	4
--	--	--	vs. SEMO Nov. 6, 2023
1st Half		2nd Half	
POINTS	--	2	vs. SEMO Nov. 6, 2023
REB.	--	2, (2x), last: vs. NAU Nov. 12, 2023	

PURPLE

shading denotes a career high set this season

SEASON HIGHS

POINTS	REBS	ASSISTS	3-PT M
2	2	--	--
vs. SEMO Nov. 6, 2023	2 times, last: vs. Northern Ariz. Nov. 12, 2023	--	--
FT M	STEALS	BLOCKS	MINUTES
--	--	--	4
--	--	--	vs. SEMO Nov. 6, 2023

NOTES

THIS SEASON

» **RETURN FROM MEDICAL ISSUE:** Was already planning to redshirt 2022-23 season, but also experienced serious medical issue when he had a collapsed lung, leading to a seven-week, two-surgery hospital ordeal that stumped doctors and led to 40 pounds of weight loss.

OTHER NOTES

» **NATION'S FIRST:** With GCU signing, becomes Indonesia's first Division I basketball scholarship player. "I'm thankful because everyone supports me to be here. I just want to prove that I worked to get here. I want to be a good player. I want to grow up here. It's amazing to be the first one. I hope I will be motivating for more young boys come to be a D-I player."

» **NBA GLOBAL ACADEMY:** Made the move to Australia and the Centre of Excellence at the Australian Institute of Sport where he was immersed in year-round development designed for the top international prospects. More than 70 players have earned Division I basketball scholarships after being at the NBA Academy, where players are trained by former professional and college coaches.

» **INTERNATIONAL STAR:** Has appeared on Indonesian television due to height and basketball skill. Has over 135,000 followers on Instagram (@derrickmichael_).

GAME LOG

Opponent	Date	GS	Min	FG	SHOOTING			FT	REBOUNDING									
					3PT				O	D	T	A	PF	A	TO	BLK	STL	PTS
SE Missouri State	Nov. 6	4	1-1	1.000	0-0	.000	0-0	.000	1	1	2	2.0	0	0	0	0	0	2
Northern Arizona	Nov. 12	3	0-0	.000	0-0	.000	0-0	.000	0	2	2	2.0	0	0	0	0	0	1.0
vs. San Francisco	Nov. 17								DNP - coach's decision									
vs. South Carolina	Nov. 19								DNP - coach's decision									
North Dakota State	Nov. 25								DNP - coach's decision									
at UT Rio Grande Valley	Nov. 29								DNP - coach's decision									

CAREER STATS

Year	GP	GS	MIN	MPG	FG	FGA	PCT	3PM	3PA	3PCT	FT	FTA	PCT	OFF	DEF	TOT	AVG	PF	AST	APG	TO	BLK	STL	PTS	PPG
2023-24 (Fr.)	2	0	7	3.5	1	1	100.0	0	0	0.0	0	0	0.0	1	3	4	2.0	0	0	0.0	0	0	0	2	1.0
Total	2	0	7	3.5	1	1	100.0	0	0	0.0	0	0	0.0	1	3	4	2.0	0	0	0.0	0	0	0	2	1.0



2

SYDNEY

CURRY

FORWARD • SENIOR • 6-8 • 270

FORT WAYNE, IND.

NORTHROP HS

JOHN A. LOGAN COLLEGE / LOUISVILLE

CURRENT STATS

7.7	5.3	0.3	65.5	36.4	0.0
PPG	RPG	APG	FG%	FT%	3P%

TRACKING

	Season	Career
10+ points	2	15
10+ rebounds	1	6
5+ assists	0	0
Double-doubles	1	5
Led team in points	1	8

CAREER HIGHS

POINTS	REBS	ASSISTS	3-PT M
28	19	3	--
at Wake Forest Feb. 26, 2022	vs. Florida A&M Dec. 17, 2022	3 times, last: vs. Virginia March 5, 2022	--

FT M	STEALS	BLOCKS	MINUTES
6	2	2	35
vs. Virginia March 5, 2022	at UTRGV Nov. 29, 2023	4 times, last: at UTRGV Nov. 29, 2023	at Clemson Jan. 11, 2023

1st Half	2nd Half
POINTS 15, vs. Wake Forest Feb. 26, 2022	17, vs. Virginia March 5, 2022
REB. 8, vs. Florida A&M Dec. 17, 2022	11, vs. Florida A&M Dec. 17, 2022

PURPLE

shading denotes a career high set this season

SEASON HIGHS

POINTS	REBS	ASSISTS	3-PT M
17	10	1	--
vs. Northern Ariz. Nov. 12, 2023	vs. North Dakota St. Nov. 25, 2023	2 times, last: at UTRGV Nov. 29, 2023	--

FT M	STEALS	BLOCKS	MINUTES
3	2	2	25
2 times, last: at UTRGV Nov. 29, 2023	at UTRGV Nov. 29, 2023	2 times, last: at UTRGV Nov. 29, 2023	at UTRGV Nov. 29, 2023

NOTES

THIS SEASON

- » **QUICK DOUBLE-DOUBLE:** Recorded his first Lopes double-double (10 points / 10 rebounds) on Nov. 25 against North Dakota State and did so in just 13 minutes of playing time. It was the quickest double-double (by five minutes) in GCU's D-I era.
- » **LOPES CONNECTION:** Mentored since fifth grade by fellow Fort Wayne native Vernard Hollins, a former pro basketball player who starred for Lopes assistant coach Ed Schilling's team when Schilling was the Wright State head coach.

OTHER NOTES

- » **AT LOUISVILLE:** Appeared in 60 games with 37 starts, tallying 355 points in two seasons with the Cardinals.
- » **BEST STRETCH:** Went on a late-season tear as a junior in 2021-22, averaging 17.6 points and 9.0 rebounds in his last five games while shooting 64.4% from the field. The stretch also included back-to-back double-doubles twice in his last four games, including 18 points and 11 rebounds at Virginia Tech and 24 points, a career-high 14 rebounds and three assists against Virginia on March 5.
- » **JUCO STAR:** Named the 2020-21 Great Rivers Athletic Conference Player of the Year as a sophomore at the Cartersville, Illinois, school.

GAME LOG

Opponent	Date	GS	Min	SHOOTING					REBOUNDING										PTS	AVG
				FG	3PT	FT	O	D	T	A	PF	A	TO	BLK	STL					
SE Missouri State	Nov. 6	17	4-7	.571	0-0	.000	0-2	.000	4	5	9	9.0	1	1	2	0	1	8	8.0	
Northern Arizona	Nov. 12	18	7-7	1.000	0-0	.000	3-5	.600	1	1	2	5.5	4	0	1	1	0	17	12.5	
vs. San Francisco	Nov. 17	13	0-1	.000	0-0	.000	0-2	.000	1	1	2	4.3	2	0	2	1	1	0	8.3	
vs. South Carolina	Nov. 19	13	2-4	.500	0-0	.000	0-0	.000	3	0	3	4.0	2	0	1	0	0	4	7.3	
North Dakota State	Nov. 25	13	4-7	.571	0-0	.000	2-4	.500	7	3	10	5.2	1	0	0	2	0	10	7.8	
at UT Rio Grande Valley	Nov. 29	25	2-3	.667	0-0	.000	3-9	.333	2	4	6	5.3	5	1	1	2	2	7	7.7	

CAREER STATS

(SHADING DENOTES PREVIOUS SCHOOLS)

Year	GP	GS	MIN	MPG	FG	FGA	PCT	3PM	3PA	3PCT	FT	FTA	PCT	OFF	DEF	TOT	AVG	PF	AST	APG	TO	BLK	STL	PTS	PPG
2021-22 (So.)	28	12	383	13.7	88	131	67.2	0	0	0.0	22	45	48.9	45	79	124	4.4	58	19	0.7	31	4	3	198	7.1
2022-23 (Jr.)	32	25	560	17.5	64	120	53.3	0	0	0.0	29	55	52.7	47	90	137	4.3	69	11	0.3	37	8	8	157	4.9
2023-24 (Sr.)	6	0	99	16.5	19	29	65.5	0	0	0.0	8	22	36.4	18	14	32	5.3	15	2	0.3	7	6	4	46	7.7
Total	66	37	1042	15.8	171	280	61.1	0	0	0.0	59	122	48.4	110	183	293	4.4	142	32	0.5	75	18	15	401	6.1



5
LÖK
WUR

FORWARD • SENIOR • 6-9 • 210
NORTH OMAHA, NEB.
PAPILLION LA VISTA SOUTH HS
OREGON

CURRENT STATS

1.3	2.2	0.2	25.0	0.0	25.0
PPG	RPG	APG	FG%	FT%	3P%

TRACKING

	Season	Career
10+ points	0	0
10+ rebounds	0	0
5+ assists	0	0
Double-doubles	0	0
Led team in points	0	0

CAREER HIGHS

POINTS	REBS	ASSISTS	3-PT M
9	8	1	1
vs. Portland Dec. 17, 2022	vs. Utah Valley Dec. 20, 2022	11 times, last: vs. Northern Ariz. Nov. 12, 2023	15 times, last: vs. Northern Ariz. Nov. 12, 2023
FT M	STEALS	BLOCKS	MINUTES
4	1	2	24
2 times, last: at California Jan. 18, 2023	7 times, last: vs. South Carolina Nov. 19, 2023	3 times, last: vs. Utah Jan. 28, 2023	vs. Portland Dec. 17, 2022
1st Half		2nd Half	
POINTS	5 , vs. Portland Dec. 17, 2022		8 , vs. Villanova Nov. 27, 2022
REB.	3 , vs. Utah Valley Dec. 20, 2022		5 , (2x), last: Utah Valley Dec. 20, 2022

PURPLE

shading denotes a career high set this season

SEASON HIGHS

POINTS	REBS	ASSISTS	3-PT M
5	4	1	1
vs. Northern Ariz. Nov. 12, 2023	vs. SEMO Nov. 6, 2023	vs. Northern Ariz. Nov. 12, 2023	2 times, last: vs. Northern Ariz. Nov. 12, 2023
FT M	STEALS	BLOCKS	MINUTES
--	1	1	16
--	3 times, last: vs. South Carolina Nov. 19, 2023	vs. SEMO Nov. 6, 2023	vs. SEMO Nov. 6, 2023

NOTES

THIS SEASON

» **MOVE TO GCU:** Transfers after spending four seasons with Ducks program.

OTHER NOTES

- » **AS A DUCK:** Wur redshirted his first season at Oregon and played sparingly the next two years but became a rotation regular who started the Ducks' postseason games last season. When the Ducks went 2-1 in the 2023 NIT, Wur started each game, averaging 21.3 minutes, 5.7 points and 3.0 rebounds with 43% shooting.
- » **MOVING STATESIDE:** His mother moved to Omaha, Neb., from South Sudan one year before he was born.
- » **A GRAD:** Graduated from Oregon in June 2023 with a degree in Political Science and International Studies.
- » **LATE START:** Did not play on his first basketball team until seventh grade before rising to become a D-I prospect.

GAME LOG

Opponent	Date	GS	Min	FG	SHOOTING			FT	REBOUNDING									
					3PT				O	D	T	A	PF	A	TO	BLK	STL	PTS
SE Missouri State	Nov. 6	16	1-4	.250	1-3	.333	0-0	.000	0	4	4	4.0	5	0	0	1	0	3
Northern Arizona	Nov. 12	15	2-4	.500	1-2	.500	0-0	.000	1	2	3	3.5	0	1	0	0	1	5
vs. San Francisco	Nov. 17	9	0-1	.000	0-1	.000	0-0	.000	0	0	0	2.3	1	0	0	0	1	0
vs. South Carolina	Nov. 19	13	0-1	.000	0-1	.000	0-0	.000	1	1	2	2.3	2	0	1	0	1	0
North Dakota State	Nov. 25	9	0-1	.000	0-1	.000	0-0	.000	2	0	2	2.2	1	0	0	0	0	1.6
at UT Rio Grande Valley	Nov. 29	6	0-1	.000	0-0	.000	0-0	.000	1	1	2	2.2	0	0	0	0	0	1.3

CAREER STATS

(SHADING DENOTES PREVIOUS SCHOOLS)

Year	GP	GS	MIN	MPG	FG	FGA	PCT	3PM	3PA	3PCT	FT	FTA	PCT	OFF	DEF	TOT	AVG	PF	AST	APG	TO	BLK	STL	PTS	PPG
2020-21 (Fr.)	11	0	61	5.5	6	13	46.2	2	6	33.3	3	4	75.0	5	7	12	1.1	9	1	0.1	6	3	0	17	1.5
2021-22 (So.)	12	0	51	4.3	3	11	27.3	2	7	28.6	3	4	75.0	0	8	8	0.7	3	2	0.2	1	3	1	11	0.9
2022-23 (Jr.)	28	3	301	10.8	22	59	37.3	9	30	30.0	19	26	73.1	21	41	62	2.2	27	7	0.3	10	9	3	72	2.6
2023-24 (Sr.)	6	0	68	11.3	3	12	25.0	2	8	25.0	0	0	0.0	5	8	13	2.2	9	1	0.2	1	1	3	8	1.3
Total	57	3	481	8.4	34	95	35.8	15	51	29.4	25	34	73.5	31	64	95	1.7	48	11	0.2	18	16	7	108	1.9



6 MALCOLM FLAGGS

GUARD • RS-FRESHMAN • 6-6 • 200
TUBA CITY, ARIZ.
HILLCREST PREP
ARIZONA STATE

CURRENT STATS

0.0	0.0	0.0	0.0	0.0	0.0
PPG	RPG	APG	FG%	FT%	3P%

TRACKING

	Season	Career
10+ points	0	0
10+ rebounds	0	0
5+ assists	0	0
Double-doubles	0	0
Led team in points	0	0

CAREER HIGHS

POINTS	REBS	ASSISTS	3-PT M
--	--	--	--
--	--	--	--
FT M	STEALS	BLOCKS	MINUTES
--	--	--	5
--	--	--	vs. SEMO Nov. 6, 2023
1st Half		2nd Half	

POINTS

REB.

PURPLE

shading denotes a career high set this season

SEASON HIGHS

POINTS	REBS	ASSISTS	3-PT M
--	--	--	--
--	--	--	--
FT M	STEALS	BLOCKS	MINUTES
--	--	--	5
--	--	--	vs. SEMO Nov. 6, 2023

NOTES

THIS SEASON

» **CROSSTOWN MOVE:** Transfers to GCU for second collegiate season after redshirting with Arizona State program in 2022-23.

OTHER NOTES

» **CONNECTION WITH BRENNAN:** Flaggs was born in Tuba City, Arizona, where his father, Earl, was a high school coach before the family moved to Chandler. Brennan and Flaggs formed a brother-like relationship as high school teammates and with Flaggs' father training them. Both were on Arizona State roster in 2022-23 season and transferred to GCU together.

» **BLOODLINES:** Flaggs was born on the Navajo reservation (the largest federally recognized tribe in the United States) before the family moved to Chandler when he was 2 years old. Makes frequent visits to reservation to visit family. His tattoos are a nod to his heritage, telling TheSunDevils.com, "I wear an arm sleeve on my left arm and make a purpose to leave out the four symbols. The four symbols mean strength, courage, prosperity, and change. Those four things mean a lot to me."

GAME LOG

Opponent	Date	GS	Min	SHOOTING					REBOUNDING											
				FG	3PT	FT	O	D	T	A	PF	A	TO	BLK	STL	PTS	AVG			
SE Missouri State	Nov. 6	5	0-0	.000	0-0	.000	0-0	.000	0	0	0	0.0	0	0	1	0	0	0	0.0	
Northern Arizona	Nov. 12	1	0-0	.000	0-0	.000	0-0	.000	0	0	0	0.0	0	0	0	0	0	0	0.0	
vs. San Francisco	Nov. 17						DNP - coach's decision													
vs. South Carolina	Nov. 19						DNP - coach's decision													
North Dakota State	Nov. 25						DNP - coach's decision													
at UT Rio Grande Valley	Nov. 29						DNP - coach's decision													

CAREER STATS

Year	GP	GS	MIN	MPG	FG	FGA	PCT	3PM	3PA	3PCT	FT	FTA	PCT	OFF	DEF	TOT	AVG	PF	AST	APG	TO	BLK	STL	PTS	PPG
2023-24 (Fr.)	2	0	6	3.0	0	0	0.0	0	0	0.0	0	0	0.0	0	0	0	0.0	0	0	0.0	1	0	0	0	0.0
Total	2	0	6	3.0	0	0	0.0	0	0	0.0	0	0	0.0	0	0	0	0.0	0	0	0.0	1	0	0	0	0.0



7 TYON GRANT-FOSTER

GUARD • SENIOR • 6-7 • 210
KANSAS CITY, KAN.
SCHLAGLE HS
INDIAN HILLS CC / KANSAS / DePAUL

CURRENT STATS

22.5	5.8	0.7	53.5	73.9	37.5
PPG	RPG	APG	FG%	FT%	3P%

TRACKING

	Season	D-I Career
10+ points	6	7
10+ rebounds	1	1
5+ assists	0	0
Double-doubles	1	1
Led team in points	4	4

CAREER HIGHS

POINTS	REBS	ASSISTS	3-PT M
30	11	2	3
vs. SEMO Nov. 6, 2023	at UTRGV Nov. 29, 2023	vs. North Dakota St. Nov. 25, 2023	vs. San Francisco Nov. 17, 2023
FT M	STEALS	BLOCKS	MINUTES
11	3	3	37
vs. San Francisco Nov. 17, 2023	2 times, last: vs. North Dakota St. Nov. 25, 2023	at UTRGV Nov. 29, 2023	at UTRGV Nov. 29, 2023
1st Half		2nd Half	
POINTS	21, vs. SEMO Nov. 6, 2023		17, at UTRGV Nov. 29, 2023
REB.	5, vs. North Dakota State Dec. 5, 2020		7, at UTRGV Nov. 29, 2023

PURPLE

shading denotes a career high set this season

SEASON HIGHS

POINTS	REBS	ASSISTS	3-PT M
30	11	2	3
vs. SEMO Nov. 6, 2023	at UTRGV Nov. 29, 2023	vs. North Dakota St. Nov. 25, 2023	vs. San Francisco Nov. 17, 2023
FT M	STEALS	BLOCKS	MINUTES
11	3	3	37
vs. San Francisco Nov. 17, 2023	2 times, last: vs. North Dakota St. Nov. 25, 2023	at UTRGV Nov. 29, 2023	at UTRGV Nov. 29, 2023

NOTES

THIS SEASON

- » **TOP NEWCOMER:** Named WAC Newcomer of the Week in back-to-back weeks (Nov. 20 & Nov. 27.)
- » **WHAT A DEBUT:** Grabbed national attention when he scored a career-high 30 points in his return to action after nearly two full years away from official competition.

OTHER NOTES

- » **RETURN:** Limited to one college basketball game in the past two years, a graduate transfer who has not played since starting in the DePaul season opener on Nov. 16, 2021. Was hospitalized at halftime of that 2021 opener and he has been sidelined since then with a medical issue that was cleared by doctors in March 2023.
- » **ASA JAYHAWK:** Played his sophomore season for Kansas and appeared in 22 games. Scored a season-high 13 points against Omaha on Dec. 11, 2020. Recorded seven points and two rebounds against USC in the NCAA Tournament.
- » **FAMILY CONNECTION:** Cousin, Ish Wainwright, is a former Phoenix Suns and current Portland Trail Blazers power forward who played for GCU head coach Bryce Drew's brother, Scott, at Baylor. Wainwright was a frequent attendee of GCU games during his time with the Suns.

GAME LOG

Opponent	Date	GS	Min	FG	SHOOTING			FT		REBOUNDING										
					3PT					O	D	T	A	PF	A	TO	BLK	STL	PTS	AVG
SE Missouri State	Nov. 6	*	24	10-15	.667	2-5	.400	8-11	.727	0	4	4	4.0	2	0	2	2	3	30	30.0
Northern Arizona	Nov. 12	*	27	3-6	.500	1-3	.333	4-4	1.000	0	4	4	4.0	4	0	4	0	2	11	20.5
vs. San Francisco	Nov. 17	*	33	7-13	.538	3-5	.600	11-15	.733	1	6	7	5.0	4	0	2	0	2	28	23.0
vs. South Carolina	Nov. 19	*	35	5-15	.333	1-6	.167	5-7	.714	0	3	3	4.5	4	1	2	1	1	16	21.3
North Dakota State	Nov. 25	*	35	11-20	.550	1-2	.500	2-3	.667	1	5	6	4.8	2	2	1	1	3	25	22.0
at UT Rio Grande Valley	Nov. 29	*	37	10-17	.588	1-3	.333	4-6	.667	2	9	11	5.8	1	1	2	3	0	25	22.5

CAREER STATS

(SHADING DENOTES PREVIOUS SCHOOLS)

Year	GP	GS	MIN	MPG	FG	FGA	PCT	3PM	3PA	3PCT	FT	FTA	PCT	OFF	DEF	TOT	AVG	PF	AST	APG	TO	BLK	STL	PTS	PPG
2020-21 (So.)	22	0	179	8.1	27	69	39.1	3	23	13.0	11	21	52.4	14	34	48	2.2	19	4	0.2	15	8	7	68	3.1
2021-22 (Jr.)	1	1	15	15.0	3	6	50.0	1	2	50.0	2	2	100.0	1	2	3	3.0	2	1	1.0	1	1	0	9	9.0
2023-24 (Sr.)	6	6	191	31.8	46	86	53.5	9	24	37.5	34	46	73.9	4	31	35	5.8	17	4	0.7	13	7	11	135	22.5
Total	29	7	385	13.3	76	161	47.2	13	49	26.5	47	69	68.1	19	67	86	3.0	38	9	0.3	29	16	18	212	7.3



8 **COLLIN MOORE**

GUARD • JUNIOR • 6-4 • 205
 NORTH LITTLE ROCK, ARK.
 SUNRISE CHRISTIAN ACADEMY
 GEORGIA STATE

CURRENT STATS

9.7	3.5	2.2	44.2	86.7	43.8
PPG	RPG	APG	FG%	FT%	3P%

TRACKING

	Season	Career
10+ points	3	18
10+ rebounds	0	1
5+ assists	0	1
Double-doubles	0	0
Led team in points	0	6

CAREER HIGHS

POINTS	REBS	ASSISTS	3-PT M
28	11	5	4
vs. Marshall Feb. 11, 2023	vs. Georgia Southern Feb. 2, 2023	vs. Carver College Dec. 18, 2020	at Coastal Carolina Feb. 16, 2023
FT M	STEALS	BLOCKS	MINUTES
11	5	3	39
vs. Texas State Feb. 28, 2023	vs. Marshall Feb. 11, 2023	vs. Appalachian St. Feb. 22, 2023	vs. Marshall Feb. 11, 2023
1st Half		2nd Half	
POINTS	13 , vs. Marshall Feb. 11, 2023		15 (2x), last: vs. Texas St. Feb. 28, 2023
REB.	5 , vs. Georgia Southern Feb. 2, 2023		6 , vs. Georgia Southern Feb. 2, 2023

PURPLE

shading denotes a career high set this season

SEASON HIGHS

POINTS	REBS	ASSISTS	3-PT M
15	5	4	3
vs. South Carolina Nov. 19, 2023	2 times, last: vs. San Francisco Nov. 17, 2023	vs. Northern Ariz. Nov. 12, 2023	vs. South Carolina Nov. 19, 2023
FT M	STEALS	BLOCKS	MINUTES
4	4	1	33
vs. SEMO Nov. 6, 2023	2 times, last: at UTRGV Nov. 29, 2023	3 times, last: vs. North Dakota St. Nov. 25, 2023	vs. South Carolina Nov. 19, 2023

NOTES

THIS SEASON

- » **PESKY DEFENDER:** It's hard to miss Collin Moore on the defensive end. To begin his Lopes career, Moore logged three and four steals, respectively. Only 23 players have had multiple games of 3+ steals in GCU's D-I era, and Moore did it in his first two games.
- » **CROSS-COUNTRY MOVE:** Makes a similar East Coast-to-desert transition as Ray Harrison did last offseason, moving from Georgia State, where he averaged 14.2 ppg last year.

OTHER NOTES

- » **INJURY RETURN:** Made a big impact for Panthers after missing the first 18 games of 2022-23 with thumb injury. Returned on Jan. 19, 2023, vs. Old Dominion. Led the team with 14.2 points per game and 28 steals in 13 games. Scored in double figures in 10 of his 18 games, including the final six contests, when he averaged 18.7 points on 51.4% shooting.
- » **TOURNEY EXPERIENCE:** Helped lead Georgia State to an 18-11 mark in 2021-22, a 2022 Sun Belt Tournament Championship and an NCAA tournament appearance.

GAME LOG

Opponent	Date	GS	Min	FG	SHOOTING			FT	O	D	REBOUNDING			PF	A	TO	BLK	STL	PTS	AVG
					3PT						T	A								
SE Missouri State	Nov. 6	*	28	2-7	.286	0-2	.000	4-4	1.000	2	2	4	4.0	1	2	1	0	3	8	8.0
Northern Arizona	Nov. 12	*	27	5-10	.500	1-2	.500	1-1	1.000	0	5	5	4.5	0	4	2	1	4	12	10.0
vs. San Francisco	Nov. 17	*	30	5-11	.455	2-6	.333	2-2	1.000	1	4	5	4.7	2	2	2	1	1	14	11.3
vs. South Carolina	Nov. 19	*	33	5-7	.714	3-3	1.000	2-2	1.000	0	2	2	4.0	2	1	3	0	1	15	12.3
North Dakota State	Nov. 25	*	30	1-6	.167	0-1	.000	2-4	.500	0	4	4	4.0	3	3	1	1	2	4	10.6
at UT Rio Grande Valley	Nov. 29	*	18	1-2	.500	1-2	.500	2-2	1.000	0	1	1	3.5	4	1	4	0	4	5	9.7

CAREER STATS

(SHADING DENOTES PREVIOUS SCHOOLS)

Year	GP	GS	MIN	MPG	FG	FGA	PCT	3PM	3PA	3PCT	FT	FTA	PCT	OFF	DEF	TOT	AVG	PF	AST	APG	TO	BLK	STL	PTS	PPG
2020-21 (Fr.)	20	2	305	15.3	32	82	39.0	9	42	21.4	16	22	72.7	9	38	47	2.4	26	21	1.1	16	8	22	89	4.5
2021-22 (So.)	19	0	155	8.2	11	32	34.4	5	15	33.3	7	10	70.0	12	15	27	1.4	13	9	0.5	11	4	8	34	1.8
2022-23 (Jr.)	13	11	396	30.5	59	123	48.0	20	56	35.7	46	67	68.7	9	47	56	4.3	39	13	1.0	31	10	28	184	14.2
2023-24 (Sr.)	6	6	166	27.7	19	43	44.2	7	16	43.8	13	15	86.7	3	18	21	3.5	12	13	2.2	13	3	15	58	9.7
Total	58	19	1022	17.6	121	280	43.2	41	129	31.8	82	114	71.9	33	118	151	2.6	90	56	1.0	71	25	73	365	6.3



10

JOVAN
BLACKSHER JR.

GUARD • SENIOR • 5-11 • 165

OAKLAND, CALIF.

SHADOW MOUNTAIN HS

CURRENT STATS

0.0	0.0	0.0	0.0	0.0	0.0
PPG	RPG	APG	FG%	FT%	3P%

TRACKING		Season	Career
10+ points		0	68
10+ rebounds		0	3
5+ assists		0	40
Double-doubles		0	2
Led team in points		0	26

CAREER HIGHS

POINTS	REBS	ASSISTS	3-PT M
26	12	10	5
vs. Seattle U Feb. 3, 2022	vs. Kansas City Feb. 13, 2020	vs. Montana St. Nov. 19, 2019	vs. Chicago St. Dec. 30, 2021
FT M	STEALS	BLOCKS	MINUTES
7	7	2	41
3 times, last: vs. Cal Baptist Feb. 5, 2022	vs. Grambling Nov. 18, 2022	vs. N. Iowa Nov. 22, 2022	vs. Kansas City Feb. 13, 2020
1st Half		2nd Half	
POINTS	15, vs. New Mexico St. March 13, 2021	17, vs. Seattle U Feb. 3, 2022	
REB.	6, (2x) last: vs. Miss Val Dec. 1, 2020	6, (2x) last: vs. ILL. State Nov. 25, 2019	

PURPLE

shading denotes a career high set this season

SEASON HIGHS

POINTS	REBS	ASSISTS	3-PT M
--	--	--	--
FT M	STEALS	BLOCKS	MINUTES
--	--	--	--

NOTES

THIS SEASON

» RETURN FOR 5TH: Set for fifth season with Lopes. Will begin season unavailable while working to return from last year's injury.

OTHER NOTES

- » INJURY: Sustained a season-ending knee injury at Sam Houston on Jan. 5.
- » PRESEASON MVP: Named the 2022 WAC Preseason Player of the Year by the conference's coaches and media. Blacksher joined a line of GCU players to earn the accolade that includes Josh Braun (2016-17) and Alessandro Lever (2018-19).
- » ALL-WAC: Followed up his 2020-21 campaign (second teamer) with an All-WAC First-Team pick in 2021-22. Blacksher led GCU and ranked seventh in the WAC in scoring at 15.8 points per game. Also ranked fourth in the conference in assists per game (4.0) and seventh in steals per game (1.7).
- » 1K: Became the fourth member of GCU's 1,000-point club in the program's Division I era on Feb. 16, 2022, needing less than three seasons to join DeWayne Russell, Joshua Braun and Alessandro Lever. Was GCU's 26th player to accomplish the feat all-time. Is now 15th among GCU's career scoring leaderboards and fourth at the D-I level.

GAME LOG

Opponent	Date	GS	Min	FG	SHOOTING		FT	REBOUNDING										PTS	AVG
					3PT			O	D	T	A	PF	A	TO	BLK	STL			
SE Missouri State	Nov. 6						DNP - injury												
Northern Arizona	Nov. 12						DNP - injury												
vs. San Francisco	Nov. 17						DNP - injury												
vs. South Carolina	Nov. 19						DNP - injury												
North Dakota State	Nov. 25						DNP - injury												
at UT Rio Grande Valley	Nov. 29						DNP - injury												

CAREER STATS

Year	GP	GS	MIN	MPG	FG	FGA	PCT	3PM	3PA	3PCT	FT	FTA	PCT	OFF	DEF	TOT	AVG	PF	AST	APG	TO	BLK	STL	PTS	PPG
2019-20 (Fr.)	30	30	1,038	34.6	112	266	42.1	23	86	26.7	75	100	75.0	18	146	164	5.5	68	109	3.6	62	1	48	322	10.7
2020-21 (So.)	24	24	774	32.3	106	256	41.4	31	96	32.3	46	57	80.7	14	74	88	3.7	46	130	5.4	54	2	38	289	12.0
2021-22 (So.)	31	31	1,028	33.2	178	428	41.6	61	155	39.4	73	99	73.7	11	77	88	2.8	62	124	4.0	61	2	53	490	15.8
2022-23 (Jr.)	12	12	331	27.6	46	118	39.0	10	41	24.4	26	32	81.3	4	24	28	2.3	22	29	2.4	18	3	18	128	10.7
2023-24 (Sr.)	0	0	0	0.0	0	0	0.0	0	0	0.0	0	0	0.0	0	0	0	0.0	0	0	0.0	0	0	0	0	0.0
Total	97	97	3,171	32.7	442	1,068	41.4	125	378	33.1	220	288	76.4	47	321	368	3.8	198	392	4.0	195	8	157	1,229	12.7



11 CALEB SHAW

GUARD • SOPHOMORE • 6-5 • 205
PHOENIX, ARIZ.
VALLEY CHRISTIAN HS
NORTHERN COLORADO

CURRENT STATS

0.0	0.0	0.0	0.0	0.0	0.0
PPG	RPG	APG	FG%	FT%	3P%

TRACKING

	Season	Career
10+ points	0	4
10+ rebounds	0	0
5+ assists	0	0
Double-doubles	0	0
Led team in points	0	0

CAREER HIGHS

POINTS	REBS	ASSISTS	3-PT M
19	7	2	5
vs. Jacksonville St. Nov. 26, 2022	vs. Tex. A&M Commerce Nov. 11, 2022	4 times, last: at Weber State Dec. 29, 2022	vs. Tex. A&M Commerce Nov. 11, 2022
FT M	STEALS	BLOCKS	MINUTES
7	1	1	26
vs. N. Dakota State Nov. 25, 2022	9 times, last: at E. Washington Feb. 18, 2023	3 times, last: vs. Montana State Jan. 5, 2023	2 times, last: at New Mexico Nov. 27, 2022
1st Half		2nd Half	

POINTS

REB.

PURPLE

shading denotes a career high set this season

SEASON HIGHS

POINTS	REBS	ASSISTS	3-PT M
--	--	--	--
--	--	--	--
FT M	STEALS	BLOCKS	MINUTES
--	--	--	--
--	--	--	--

NOTES

THIS SEASON

» **FAMILY:** Transfers to GCU where he will join fellow Lope Isaiah Shaw (brother), assistant coach Casey Shaw (father) and head coach Bryce Drew (uncle). Teams up with Isaiah for GCU's second brother duo of the D-I era (Tim and Michael Finke in 2018-19).

OTHER NOTES

- » **TRUE FRESHMAN CONTRIBUTOR:** Began college career at Northern Colorado in 2022-23. Played in all 32 games as a true freshman, averaging 17.1 minutes to rank fifth on the team behind two graduate students and two seniors. His 166 points on the season were the most by a Bears freshman since Big Sky Freshman of the Year Bodie Hume scored 347 in 2018-19.
- » **COLLEGE READY:** Growing up with a D-I basketball assistant for a father and D-I player for an older brother, proved ready for D-I basketball almost immediately. Scored in double figures in half of his first eight career games, including an 18-point outburst in his second collegiate game against Texas A&M-Commerce on Nov. 11. He shot 5-of-6 from 3-point range and pulled in a season-high seven rebounds.
- » **OLDER OR YOUNGER?:** Although being born 1 year, 5 months and 2 days later than Isaiah, younger brother Caleb is a sophomore and older brother Isaiah is a redshirt freshman. Isaiah redshirted his first two seasons with the Lopes (one standard and one medical.)

GAME LOG

Opponent	Date	GS	Min	FG	SHOOTING	FT	REBOUNDING										PTS	AVG
					3PT		O	D	T	A	PF	A	TO	BLK	STL			
SE Missouri State	Nov. 6						DNP - redshirt											
Northern Arizona	Nov. 12						DNP - redshirt											
vs. San Francisco	Nov. 17						DNP - redshirt											
vs. South Carolina	Nov. 19						DNP - redshirt											
North Dakota State	Nov. 25						DNP - redshirt											
at UT Rio Grande Valley	Nov. 29						DNP - redshirt											

CAREER STATS

(SHADING DENOTES PREVIOUS SCHOOLS)

Year	GP	GS	MIN	MPG	FG	FGA	PCT	3PM	3PA	3PCT	FT	FTA	PCT	OFF	DEF	TOT	AVG	PF	AST	APG	TO	BLK	STL	PTS	PPG
2022-23 (Fr.)	32	1	551	17.2	57	152	37.5	21	78	26.9	31	51	60.8	17	56	73	2.3	47	18	0.6	34	3	9	166	5.2
2023-24 (So.)	0	0	0	0.0	0	0	0.0	0	0	0.0	0	0	0.0	0	0	0	0.0	0	0	0.0	0	0	0	0	0.0
Total	32	1	551	17.2	57	152	37.5	21	78	26.9	31	51	60.8	17	56	73	2.3	47	18	0.6	34	3	9	166	5.2



12 MARQUESE JOSEPHS

GUARD • FRESHMAN • 6-1 • 195
TORONTO, CANADA
DREAM CITY CHRISTIAN SCHOOL

CURRENT STATS

4.0	0.0	0.0	100.0	100.0	0.0
PPG	RPG	APG	FG%	FT%	3P%

TRACKING

	Season	Career
10+ points	0	0
10+ rebounds	0	0
5+ assists	0	0
Double-doubles	0	0
Led team in points	0	0

CAREER HIGHS

POINTS	REBS	ASSISTS	3-PT M
4	--	--	--
2 times, last: vs. Northern Ariz. Nov. 12, 2023			
FT M	STEALS	BLOCKS	MINUTES
4	--	--	5
vs. Northern Ariz. Nov. 12, 2023		--	vs. SEMO Nov. 6, 2023
1st Half		2nd Half	
POINTS		4 (2x), last: vs. NAU Nov. 12, 2023	
REB.			

PURPLE

shading denotes a career high set this season

SEASON HIGHS

POINTS	REBS	ASSISTS	3-PT M
4	--	--	--
2 times, last: vs. Northern Ariz. Nov. 12, 2023			
FT M	STEALS	BLOCKS	MINUTES
4	--	--	5
vs. Northern Ariz. Nov. 12, 2023		vs. SEMO Nov. 6, 2023	

NOTES

THIS SEASON

» **NICE START:** Saw late-game action in each of the first two games of his college career and did not miss a shot: two field goals and four free throws.

OTHER NOTES

» **CANADA -> USA:** Moved from the Toronto area to Phoenix before his high school junior year in pursuit of a dream to play college basketball and be his hoop family's first university student. Attended seven GCU basketball games while in Phoenix.

» **DREAM OF GCU:** Long dreamed of playing basketball for GCU and finally got offer from head coach Bryce Drew in the Summer of 2023. "When I visited last year with my parents, I said, 'This is where I need to be,' All I was waiting for was an offer."

GAME LOG

Opponent	Date	GS	Min	FG	SHOOTING			FT	REBOUNDING							PTS	AVG
					3PT				O	D	T	A	PF	A	TO		
SE Missouri State	Nov. 6	5	2-2	1.000	0-0	.000	0-0	.000	0	0	0	0.0	0	0	1	0	4.0
Northern Arizona	Nov. 12	3	0-0	.000	0-0	.000	4-4	1.000	0	0	0	0.0	0	0	1	0	4.0
vs. San Francisco	Nov. 17							DNP - coach's decision									
vs. South Carolina	Nov. 19							DNP - coach's decision									
North Dakota State	Nov. 25							DNP - coach's decision									
at UT Rio Grande Valley	Nov. 29							DNP - coach's decision									

CAREER STATS

Year	GP	GS	MIN	MPG	FG	FGA	PCT	3PM	3PA	3PCT	FT	FTA	PCT	OFF	DEF	TOT	AVG	PF	AST	APG	TO	BLK	STL	PTS	PPG
2023-24 (Fr.)	2	0	8	4.0	2	2	100.0	0	0	0.0	4	4	100.0	0	0	0	0.0	0	0	0.0	2	0	0	8	4.0
Total	2	0	8	4.0	2	2	100.0	0	0	0.0	4	4	100.0	0	0	0	0.0	0	0	0.0	2	0	0	8	4.0



21 NOAH AMENHAUSER

CENTER • FRESHMAN • 7-0 • 250
GOODYEAR, ARIZ.
ESTRELLA FOOTHILLS HS

CURRENT STATS

0.0	0.0	0.0	0.0	0.0	0.0
PPG	RPG	APG	FG%	FT%	3P%

TRACKING

	Season	Career
10+ points	0	0
10+ rebounds	0	0
5+ assists	0	0
Double-doubles	0	0
Led team in points	0	0

CAREER HIGHS

POINTS	REBS	ASSISTS	3-PT M
--	--	--	--
--	--	--	--

FT M	STEALS	BLOCKS	MINUTES
--	--	1	4
--	--	vs. SEMO Nov. 6, 2023	vs. SEMO Nov. 6, 2023

1st Half

2nd Half

POINTS

REB.

PURPLE

shading denotes a career high set this season

SEASON HIGHS

POINTS	REBS	ASSISTS	3-PT M
--	--	--	--
--	--	--	--

FT M	STEALS	BLOCKS	MINUTES
--	--	1	4
--	--	vs. SEMO Nov. 6, 2023	vs. SEMO Nov. 6, 2023

NOTES

THIS SEASON

» YEAR 1: Set for first collegiate season.

OTHER NOTES

» RETURN FROM INJURY: Cleared to return to basketball this summer after successful recovery from high school injury.

» MULTI-SPORT: Also competed in swimming and volleyball. High school coach: "There is no doubt that swim and volleyball have made him a better basketball player. Along with the competitive aspect of swim, he will come into our practices in great shape."

» GCU ROOTS: Mom, Heather (nee Guiney), played basketball at GCU from 1994 to 2000.

» CHRISTIAN STUDIES: Majoring in Christian Studies: "The dream is for basketball to work out overseas or the NBA. But if it doesn't work out, I want to be a high school pastor. So having those Monday chapels with the arena filled and to have that love and connection with Christ, you don't have that on any other campus. It is a big reason why I decided to come there."

GAME LOG

Opponent	Date	GS	Min	FG	SHOOTING			FT	REBOUNDING							PF	A	TO	BLK	STL	PTS	AVG
					3PT				O	D	T	A										
SE Missouri State	Nov. 6	4	0-0	.000	0-0	.000	0-0	.000	0	0	0	0.0	0	0	0	0	0	0	1	0	0	0.0
Northern Arizona	Nov. 12	2	0-0	.000	0-0	.000	0-0	.000	0	0	0	0.0	0	0	0	0	0	0	0	0	0	0.0
vs. San Francisco	Nov. 17							DNP - coach's decision														
vs. South Carolina	Nov. 19							DNP - coach's decision														
North Dakota State	Nov. 25							DNP - coach's decision														
at UT Rio Grande Valley	Nov. 29							DNP - coach's decision														

CAREER STATS

Year	GP	GS	MIN	MPG	FG	FGA	PCT	3PM	3PA	3PCT	FT	FTA	PCT	OFF	DEF	TOT	AVG	PF	AST	APG	TO	BLK	STL	PTS	PPG
2023-24 (Fr.)	2	0	6	3.0	0	0	0.0	0	0	0.0	0	0	0.0	0	0	0	0.0	0	0	0.0	0	1	0	0	0.0
Total	2	0	6	3.0	0	0	0.0	0	0	0.0	0	0	0.0	0	0	0	0.0	0	0	0.0	0	1	0	0	0.0



NOTES

THIS SEASON

- » **SENIOR SEASON:** Returned from shoulder surgery to appear off the bench in GCU's rout of Northern Arizona on Nov. 12.
- OTHER NOTES**
- » **RETURNED HOME:** After two years at Hutchinson CC in Kansas and one year at UNLV in 2021-22, returned to Phoenix. "It's overwhelming. I knew I had a lot of love in this city, but seeing it and actually feeling it is different. Playing in my hometown means everything. I honestly didn't know how big it was going to be for me when I was making the decision, but now I'm feeling the love. I'm learning how many people I represent, my family, myself, everybody in my neighborhood and community. It's big and I'm loving it."
- » **IN VEGAS:** Appeared in 25 games and started 12 of them in his lone season with the Runnin' Rebels. Was tied for fifth in the nation in free throw percentage (93.5%) among individuals with at least 30 attempts.
- » **BLOODLINES:** Older brother, Jordan, played basketball professionally in China and Mexico.

GAME LOG

Opponent	Date	GS	Min	FG	SHOOTING			FT	REBOUNDING							PTS	AVG	
					3PT				O	D	T	A	PF	A	TO			BLK
SE Missouri State	Nov. 6							DNP - injury										
Northern Arizona	Nov. 12	14	2-3	.667	1-2	.500	2-2	1.000	0	0	0	0.0	1	1	1	0	7	7.0
vs. San Francisco	Nov. 17	9	0-1	.000	0-1	.000	0-0	.000	0	1	1	0.5	0	0	4	0	0	3.5
vs. South Carolina	Nov. 19	4	0-0	.000	0-0	.000	0-0	.000	0	0	0	0.3	0	0	1	0	0	2.3
North Dakota State	Nov. 25							DNP - injury										
at UT Rio Grande Valley	Nov. 29	23	1-4	.250	1-3	.333	2-2	1.000	0	3	3	1.0	1	2	2	0	5	3.0

CURRENT STATS

3.0	1.0	0.8	37.5	100.0	33.3
PPG	RPG	APG	FG%	FT%	3P%

TRACKING

	Season	Career
10+ points	0	8
10+ rebounds	0	0
5+ assists	0	2
Double-doubles	0	0
Led team in points	0	0

CAREER HIGHS

POINTS	REBS	ASSISTS	3-PT M
14	7	6	4
vs. Utah Tech Jan. 18, 2023	vs. Pepperdine Dec. 17, 2022	2 times, last: vs. Park (AZ) Feb. 21, 2023	vs. Utah Tech Jan. 18, 2023
FT M	STEALS	BLOCKS	MINUTES
6	4	2	34
3 times, last: at Wyoming Dec. 3, 2022	2 times, last: vs. Park (AZ) Feb. 21, 2023	at Calif. Baptist Dec. 29, 2022	vs. Utah Tech Jan. 18, 2023
1st Half		2nd Half	
POINTS	13, vs. Northern Iowa Nov. 22, 2022	10, vs. SD Christian Nov. 9, 2022	
REB.	4 (3x), last: vs. LMU Dec. 7, 2022	4 (2x), last: vs. Pep. Dec. 17, 2022	

PURPLE

shading denotes a career high set this season

SEASON HIGHS

POINTS	REBS	ASSISTS	3-PT M
7	3	2	1
vs. Northern Ariz. Nov. 12, 2023	at UTRGV Nov. 29, 2023	at UTRGV Nov. 29, 2023	2 times, last: at UTRGV Nov. 29, 2023
FT M	STEALS	BLOCKS	MINUTES
2	--	1	23
2 times, last: at UTRGV Nov. 29, 2023	--	vs. Northern Ariz. Nov. 12, 2023	at UTRGV Nov. 29, 2023

CAREER STATS

(SHADING DENOTES PREVIOUS SCHOOLS)

Year	GP	GS	MIN	MPG	FG	FGA	PCT	3PM	3PA	3PCT	FT	FTA	PCT	OFF	DEF	TOT	AVG	PF	AST	APG	TO	BLK	STL	PTS	PPG
2021-22 (So.)	25	12	416	16.6	27	75	36.0	14	53	26.4	29	31	93.5	8	21	29	1.2	26	34	1.4	15	2	8	97	3.9
2022-23 (Jr.)	31	16	655	21.1	61	159	38.4	34	95	35.8	24	34	70.6	6	68	74	2.4	56	70	2.3	48	8	20	180	5.8
2023-24 (Sr.)	4	0	50	12.5	3	8	37.5	2	6	33.3	4	4	100.0	0	4	4	1.0	2	3	0.8	8	1	0	12	3.0
Total	60	28	1121	18.7	91	242	37.6	50	154	32.5	57	69	82.6	14	93	107	1.8	84	107	1.8	71	11	28	289	4.8



24

DUKE BRENNAN

FORWARD • SOPHOMORE • 6-10 • 250

CHANDLER, ARIZ.

HILLCREST PREP

ARIZONA STATE

CURRENT STATS

7.3	5.5	0.2	60.0	63.6	0.0
PPG	RPG	APG	FG%	FT%	3P%

TRACKING

	Season	Career
10+ points	1	2
10+ rebounds	1	1
5+ assists	0	0
Double-doubles	1	1
Led team in points	0	1

CAREER HIGHS

POINTS	REBS	ASSISTS	3-PT M
12	10	1	--
2 times, last: vs. SEMO Nov. 6, 2023	vs. SEMO Nov. 6, 2023	6 times, last: vs. South Carolina Nov. 19, 2023	-- --
FT M	STEALS	BLOCKS	MINUTES
6	2	3	27
at San Francisco Dec. 21, 2022	vs. Northern Ariz. Nov. 12, 2023	at Oregon State Jan. 14, 2023	at Cal Feb. 11, 2023
1st Half		2nd Half	
POINTS	10, vs. SEMO Nov. 6, 2023		6, at San Francisco Dec. 21, 2022
REB.	8, vs. SEMO Nov. 6, 2023		4 (2x), last: vs. San Fran. Nov. 17, 2023

PURPLE

shading denotes a career high set this season

SEASON HIGHS

POINTS	REBS	ASSISTS	3-PT M
12	10	1	--
vs. SEMO Nov. 6, 2023	vs. SEMO Nov. 6, 2023	vs. South Carolina Nov. 19, 2023	--
FT M	STEALS	BLOCKS	MINUTES
4	2	2	25
vs. San Francisco Nov. 17, 2023	vs. Northern Ariz. Nov. 12, 2023	2 times, last: vs. North Dakota St. Nov. 25, 2023	vs. San Francisco Nov. 17, 2023

NOTES

THIS SEASON

» **DEBUT DOUBLE-DOUBLE:** Logged first career double-double in first game as a Lope against SEMO on Nov. 6.

OTHER NOTES

- » **FRESHMAN RECORD HOLDER:** Was one of four Sun Devils to appear in all 36 of the team's games. Set the program's all-time record for most games played by a freshman.
- » **FLAGGS CONNECTION:** Best friends with Lopes teammate Malcolm Flaggs and both transferred from Arizona State. Formed a "brother-like relationship" as high school teammates and with Flaggs' father training them.
- » **ATHLETIC FAMILY:** Father, Bill, played college football at Cal State Fullerton from 1986 to 1989. Sister, Breann, played golf at Utah Valley in 2019-20. Has a long list of accomplished athletes in his extended family including: cousin, Brent, played football at UCLA and is the head football coach at San Jose State; second cousin, Colt, was a Heisman finalist as Hawaii's quarterback who had stints in the NFL; grandfather, Bill, played football at Santa Clara; other cousins have played basketball at Kansas (Dillon Wilhite), football at Arizona (Brad Brennan) and volleyball at USC and Georgetown (Brennan and Peyton Wilhite).

GAME LOG

Opponent	Date	GS	Min	FG	SHOOTING			FT	REBOUNDING										
					3PT				O	D	T	A	PF	A	TO	BLK	STL	PTS	AVG
SE Missouri State	Nov. 6	*	19	5-6	.833	0-0	.000	2-3	.667	3	7	10	10.0	4	0	3	0	12	12.0
Northern Arizona	Nov. 12	*	18	2-6	.333	0-0	.000	2-4	.500	2	1	3	6.5	3	0	0	1	2	9.0
vs. San Francisco	Nov. 17	*	25	2-4	.500	0-0	.000	4-6	.667	4	3	7	6.7	1	0	1	2	8	8.7
vs. South Carolina	Nov. 19	*	19	0-1	.000	0-0	.000	3-4	.750	2	3	5	6.3	4	1	3	0	3	7.3
North Dakota State	Nov. 25	*	20	4-6	.667	0-0	.000	1-1	1.000	2	1	3	5.6	3	0	0	2	9	7.6
at UT Rio Grande Valley	Nov. 29	*	12	2-2	1.000	0-0	.000	2-4	.500	0	5	5	5.5	5	0	1	0	6	7.3

CAREER STATS

(SHADING DENOTES PREVIOUS SCHOOLS)

Year	GP	GS	MIN	MPG	FG	FGA	PCT	3PM	3PA	3PCT	FT	FTA	PCT	OFF	DEF	TOT	AVG	PF	AST	APG	TO	BLK	STL	PTS	PPG
2022-23 (Fr.)	35	1	301	8.6	23	46	50.0	0	0	0.0	29	46	63.0	41	38	79	2.3	58	5	0.1	13	17	7	75	2.1
2023-24 (So.)	6	6	113	18.8	15	25	60.0	0	0	0.0	14	22	63.6	13	20	33	5.5	20	1	0.2	8	5	4	44	7.3
Total	41	7	414	10.1	38	71	53.5	0	0	0.0	43	68	63.2	54	58	112	2.7	78	6	0.1	21	22	11	119	2.9



30

GABE
McGLOTHAN

FORWARD • RS-SENIOR • 6-7 • 235

GILBERT, ARIZ.

BASHA HS

SOUTHEAST MISSOURI STATE ('18-19)

CURRENT STATS

8.8	7.7	1.5	42.1	72.7	26.3
PPG	RPG	APG	FG%	FT%	3P%

TRACKING

	Season	Career
10+ points	2	49
10+ rebounds	1	23
5+ assists	0	0
Double-doubles	0	16
Led team in points	1	11

CAREER HIGHS

POINTS	REBS	ASSISTS	3-PT M
35	18	3	5
vs. Seattle U March 9, 2023	vs. Northern Iowa Nov. 22, 2022	8 times, last: vs. SEMO Nov. 6, 2023	vs. Seattle U March 9, 2023
FT M	STEALS	BLOCKS	MINUTES
12	3	4	40
vs. Pepperdine Dec. 17, 2022	4 times, last: vs. San Francisco Nov. 17, 2023	at Miss. Valley St. Dec. 4, 2018	vs. SIU-Edwardsville Jan. 24, 2019
1st Half		2nd Half	
POINTS	18, vs. UTRGV Feb. 15, 2023		21, at UT Martin Feb. 14, 2019
REB.	9, (2x) last vs. N. Iowa Nov. 22, 2022		9, (4x) last vs. N. Iowa Nov. 22, 2022

PURPLE

shading denotes a career high set this season

SEASON HIGHS

POINTS	REBS	ASSISTS	3-PT M
18	14	3	3
vs. South Carolina Nov. 19, 2023	vs. Northern Ariz. Nov. 12, 2023	vs. SEMO Nov. 6, 2023	vs. North Dakota St. Nov. 25, 2023
FT M	STEALS	BLOCKS	MINUTES
9	3	3	38
vs. South Carolina Nov. 19, 2023	vs. San Francisco Nov. 17, 2023	at UTRGV Nov. 29, 2023	vs. South Carolina Nov. 19, 2023

NOTES

THIS SEASON

- » **REBOUND COUNTDOWN:** Became GCU's leading rebounder at the D-I level on Nov. 17 vs. USF (was: Keonta Vernon, 631).
- » **1,000-POINT COUNTDOWN:** While he's already eclipsed 1,000 points for his college career, he's also staring down the 1,000-point marker in his Lopes career alone. McGlothan needs **53** points to become the 27th member of GCU's 1,000-point club.
- » **PRESEASON HONORS:** One of five individuals selected to the 2023 Preseason All-WAC team.

OTHER NOTES

- » **TOURNEY RUN:** Helped lead GCU to WAC Tournament quarterfinal win over Seattle U with a career-high of 35 points on March 9. Landed on the All-Tournament team.
- » **ALL-WAC:** After being named to the Preseason All-WAC second team, lived up to the hype with a second-team selection in 2022-23.
- » **STARTER:** Earned first GCU start in second game of 2021-22 season and has started every game since.
- » **GCU CONNECTION:** Brother, Aidan, played soccer at GCU from 2014-17.

GAME LOG

Opponent	Date	GS	Min	FG	SHOOTING			FT	FT	REBOUNDING									
					3PT	2PT	3PT			O	D	T	A	PF	A	TO	BLK	STL	PTS
SE Missouri State	Nov. 6	*	28	1-4	.250	1-4	.250	2-2	1.000	2	3	5	5.0	2	3	4	1	0	5
Northern Arizona	Nov. 12	*	29	3-5	.600	0-2	.000	1-4	.250	5	9	14	9.5	1	1	0	1	1	7
vs. San Francisco	Nov. 17	*	34	1-7	.143	0-4	.000	0-0	.000	3	5	8	9.0	4	1	0	0	3	4.7
vs. South Carolina	Nov. 19	*	38	4-8	.500	1-3	.333	9-10	.900	3	6	9	9.0	5	1	1	0	0	18
North Dakota State	Nov. 25	*	35	5-12	.417	3-6	.500	0-0	.000	0	4	4	8.0	1	1	2	0	0	13
at UT Rio Grande Valley	Nov. 29	*	34	2-2	1.000	0-0	.000	4-6	.667	2	4	6	7.7	5	2	2	3	1	8.8

CAREER STATS

(SHADING DENOTES PREVIOUS SCHOOLS)

Year	GP	GS	MIN	MPG	FG	FGA	PCT	3PM	3PA	3PCT	FT	FTA	PCT	OFF	DEF	TOT	AVG	PF	AST	APG	TO	BLK	STL	PTS	PPG
2018-19 (Fr.)	31	11	670	21.6	93	204	45.6	21	60	35.0	26	43	60.5	58	134	192	6.2	98	29	0.9	41	20	20	233	7.5
2020-21 (So.)	24	0	404	16.8	57	98	58.2	5	15	33.3	28	42	66.7	44	84	128	5.3	60	14	0.6	24	6	7	147	6.1
2021-22 (So.)	31	30	815	26.3	97	222	43.7	36	110	32.7	57	78	73.1	54	151	205	6.6	86	23	0.7	46	12	20	287	9.3
2022-23 (Jr.)	36	36	1039	28.9	169	324	52.2	37	107	34.6	85	119	71.4	86	188	274	7.6	93	31	0.9	61	22	21	460	12.8
2023-24 (Sr.)	6	6	198	33.0	16	38	42.1	5	19	26.3	16	22	72.7	15	31	46	7.7	18	9	1.5	9	5	5	53	8.8
Total	128	83	3126	24.4	432	886	48.8	104	311	33.4	212	304	69.7	257	588	845	6.6	355	106	0.8	181	65	73	1180	9.2



33 ISAIAH SHAW

GUARD • RS-FRESHMAN • 6-8 • 205
ROME, ITALY
DAVIDSON ACADEMY
PHH PREP

CURRENT STATS

5.0	0.8	0.3	50.0	100.0	50.0
PPG	RPG	APG	FG%	FT%	3P%

TRACKING

	Season	Career
10+ points	1	2
10+ rebounds	0	0
5+ assists	0	0
Double-doubles	0	0
Led team in points	0	0

CAREER HIGHS

POINTS	REBS	ASSISTS	3-PT M
13	6	2	3
vs. SEMO Nov. 6, 2023	vs. Benedictine Nov. 26, 2022	2 times, last: vs. Benedictine Nov. 26, 2022	vs. SEMO Nov. 6, 2023
FT M	STEALS	BLOCKS	MINUTES
2	1	1	23
4 times, last: vs. Northern Ariz. Nov. 12, 2023	3 times, last: vs. SEMO Nov. 6, 2023	3 times, last: vs. San Francisco Nov. 17, 2023	2 times, last: vs. North Dakota St. Nov. 25, 2023
1st Half		2nd Half	
POINTS	6, vs. SEMO Nov. 6, 2023	11, vs. Benedictine Nov. 26, 2022	
REB.	2, vs. Benedictine Nov. 26, 2022	4, vs. Benedictine Nov. 26, 2022	

PURPLE

shading denotes a career high set this season

SEASON HIGHS

POINTS	REBS	ASSISTS	3-PT M
13	1	1	3
vs. SEMO Nov. 6, 2023	5 times, last: at UTRGV Nov. 29, 2023	2 times, last: at UTRGV Nov. 29, 2023	vs. SEMO Nov. 6, 2023
FT M	STEALS	BLOCKS	MINUTES
2	1	1	2
3 times, last: at UTRGV Nov. 29, 2023	vs. SEMO Nov. 6, 2023	3 times, last: vs. San Francisco Nov. 17, 2023	vs. North Dakota St. Nov. 25, 2023

NOTES

THIS SEASON

» **INJURY RETURN:** Cleared to return to floor after missing time for knee injury sustained in a practice leading up to Dec. 17's game against Pepperdine last season.

OTHER NOTES

- » **PHOENIX BALL:** Moved to Phoenix in 2020 after father, Casey, accepted coaching position at GCU. Spent year refining game at PHH Prep.
- » **BLOODLINES:** Father, Casey, played at Toledo, was a pick of the Philadelphia 76ers in the 1998 NBA Draft, had a lengthy international pro career and is currently an assistant coach on the Lopes staff. Uncle, Bryce, is GCU's head coach. Mother, Dana, was a standout basketball player at Toledo.
- » **FAMILY:** Joined by younger brother, Caleb, a Northern Colorado transfer. Teams up with Caleb for GCU's second brother duo of the D-I era (Tim and Michael Finke in 2018-19).
- » **OLDER OR YOUNGER?:** Although being born 1 year, 5 months and 2 days earlier than Caleb, younger brother Caleb is a sophomore and older brother Isaiah is a redshirt freshman. Isaiah redshirted his first two seasons with the Lopes (one standard and one medical.)

GAME LOG

Opponent	Date	GS	Min	FG	SHOOTING			FT	O	REBOUNDING			PF	A	TO	BLK	STL	PTS	AVG
					3PT					D	T	A							
SE Missouri State	Nov. 6	22	4-7	.571	3-5	.600	2-2	1.000	0	1	1	1.0	3	0	0	1	1	13	13.0
Northern Arizona	Nov. 12	17	2-4	.500	2-4	.500	2-2	1.000	0	1	1	1.0	1	1	0	0	0	8	10.5
vs. San Francisco	Nov. 17	10	0-1	.000	0-1	.000	0-0	.000	0	1	1	1.0	2	0	0	1	0	0	7.0
vs. South Carolina	Nov. 19	8	0-2	.000	0-1	.000	0-0	.000	0	0	0	0.8	0	0	0	0	0	0	5.3
North Dakota State	Nov. 25	23	3-4	.750	1-1	1.000	0-0	.000	0	1	1	0.8	2	0	0	1	0	7	5.6
at UT Rio Grande Valley	Nov. 29	9	0-0	.000	0-0	.000	2-2	1.000	0	1	1	0.8	2	1	2	0	0	2	5.0

CAREER STATS

Year	GP	GS	MIN	MPG	FG	FGA	PCT	3PM	3PA	3PCT	FT	FTA	PCT	OFF	DEF	TOT	AVG	PF	AST	APG	TO	BLK	STL	PTS	PPG
2022-23 (Fr.)	7	0	65	9.3	11	25	44.0	7	13	53.8	2	3	66.7	6	5	11	1.6	4	4	0.6	3	0	2	31	4.4
2023-24 (Fr.)	6	0	89	14.8	9	18	50.0	6	12	50.0	6	6	100.0	0	5	5	0.8	10	2	0.3	2	3	1	30	5.0
Total	13	0	154	11.8	20	43	46.5	13	25	52.0	8	9	88.9	6	10	16	1.2	14	6	0.5	5	3	3	61	4.7

MONDAY, NOV. 6 | HOME OPENER



SOUTHEAST
MISSOURI STATE

67

GRAND CANYON

88



PTS		REB	
13	A. Larson	8	K. Clark
10	J. Earley	5	A. Larson
8	2 tied	4	T. Biel
AST		STL	
5	B. Ward	4	J. Earley

PTS		REB	
30	T. Grant-Foster	10	D. Brennan
13	I. Shaw	9	S. Curry
12	D. Brennan	5	2 tied
AST		STL	
5	R. Harrison	3	2 tied

25-64 39.1%	FG	31-62 50.0%
11-21 52.4%	3P%	7-21 33.3%
32 (19/13)	REB (D/O)	48 (33/15)
17	TO	17

"Pretty remarkable for Tyon not to play a real game in pretty much two years to the day ... Just a sensational individual performance for him scoring the basketball." - **BRYCE DREW**

FRIDAY, NOV. 17 | ARIZONA TIP-OFF



SAN FRANCISCO

72

GRAND CANYON

76



PTS		REB	
20	M. Williams	7	J. Mogbo
17	J. Mogbo	6	N. Newbury
16	M. Sharavijamts	5	S. Todorovic
AST		STL	
3	2 tied	4	J. Mogbo

PTS		REB	
28	T. Grant-Foster	8	G. McGlothlan
24	R. Harrison	7	T. Grant-Foster
14	C. Moore	7	D. Brennan
AST		STL	
5	R. Harrison	3	G. McGlothlan

26-65 40.0%	FG	21-53 39.6%
7-23 30.4%	3P%	6-24 25.0%
36 (22/14)	REB (D/O)	43 (27/16)
14	TO	16

"The intensity in that game. Every possession, you felt like it could change the whole tempo or momentum of the game. The back and forth by both teams and the physicality." - **BRYCE DREW**

SATURDAY, NOV. 25 | HOME



NORTH DAKOTA STATE

71

GRAND CANYON

86



PTS		REB	
25	B. Skunberg	8	B. Skunberg
19	D. Wheeler-Thomas	6	T. Miller
9	A. Morgan	6	J. Streit
AST		STL	
3	D. Wheeler-Thomas	2	B. Skunberg

PTS		REB	
25	T. Grant-Foster	10	S. Curry
18	R. Harrison	6	T. Grant-Foster
13	G. McGlothlan	4	3 tied
AST		STL	
6	R. Harrison	3	T. Grant-Foster

25-54 46.3%	FG	34-69 49.3%
5-16 31.3%	3P%	5-12 41.7%
35 (24/11)	REB (D/O)	36 (22/14)
15	TO	4

"What's a basketball season without a little adversity. We live for the adversity. We love it. Because we know at the end of the day, it's going to make us better." - **ISAIAH SHAW**

SUNDAY, NOV. 12 | HOME



NORTHERN
ARIZONA

55

GRAND CANYON

89



PTS		REB	
16	L. Lloyd	7	L. Lloyd
9	O. Fort	5	C. Basham
7	C. Basham	3	2 tied
AST		STL	
4	L. Lloyd	2	2 tied

PTS		REB	
17	S. Curry	14	G. McGlothlan
12	C. Moore	5	C. Moore
12	R. Harrison	4	T. Grant-Foster
AST		STL	
4	C. Moore	4	C. Moore

22-56 39.3%	FG	31-55 56.4%
5-18 27.8%	3P%	6-17 35.3%
24 (19/5)	REB (D/O)	41 (31/10)
16	TO	13

"Different nights, it's going to be different guys. We like having the weapons. The big thing we have to do is be really selfless..." - **BRYCE DREW**

SUNDAY, NOV. 19 | ARIZONA TIP-OFF



SOUTH CAROLINA

75

GRAND CANYON

68



PTS		REB	
27	B. Mack	6	M. Johnson
12	M. Stute	3	3 tied
10	J. Wright		
AST		STL	
5	T. Cooper	1	3 tied

PTS		REB	
18	G. McGlothlan	9	G. McGlothlan
16	T. Grant-Foster	5	D. Brennan
15	C. Moore	3	3 tied
AST		STL	
3	R. Harrison	1	3 tied

27-50 54.0%	FG	20-51 39.2%
7-17 41.2%	3P%	5-16 31.3%
23 (19/4)	REB (D/O)	30 (19/11)
10	TO	13

"We're still trying to find a true identity of who we are. We have a lot of alphas out there that really like to score the ball. There's only one ball out there." - **BRYCE DREW**

WEDNESDAY, NOV. 29 | AWAY



UT RIO GRANDE
VALLEY

69

GRAND CANYON

79








PTS		REB	
21	H. Abdul-Hakim	8	H. Abdul-Hakim
13	E. Elliott	4	E. Elliott
11	I. Barganier	4	D. Williams
AST		STL	
3	3 tied	2	3 tied

PTS		REB	
25	T. Grant-Foster	11	T. Grant-Foster
21	R. Harrison	6	G. McGlothlan
8	G. McGlothlan	6	S. Curry
AST		STL	
5	R. Harrison	4	C. Moore

19-56 33.9%	FG	25-46 54.3%
5-17 29.4%	3P%	5-14 35.7%
31 (18/13)	REB (D/O)	39 (29/10)
14	TO	19

"No rhythm, no flow. Foul every time down the court. A lot of fouls maybe that weren't even called every time down the court." - **BRYCE DREW**

ATTRIBUTES		SEASON / CAREER STATS								CAREER HIGHS		QUICK NOTES	
WAC PRESEASON P.O.Y.	 RAY HARRISON G • Jr. • 6-4 • 195 Greenville, S.C. Presbyterian		GP	GS	PPG	RPG	APG	FG%	3P%	FT%	PTS	38	» PRESEASON P.O.Y.: WAC Preseason Player of the Year (GCU's fifth).
											REB	13	» '23 WAC TOURNEY: Recorded 80 points, 21 rebounds and 23 assists to win Most Outstanding Player in GCU's championship run.
		This Year	6	6	15.0	3.2	4.3	39.2	15.8	80.6	AST	8	» FIRST TEAMER: Led WAC in scoring for conference games at 21.1 points.
		Career	94	94	17.2	4.2	3.2	39.9	29.1	79.8	STL	4	» NBA DRAFT: Tested draft waters in Summer 2023 before opting to return.
	 DERRICK MICHAEL XZAVIERRO F • Fr. • 6-10 • 235 Jakarta, Indonesia NBA Global Academy		GP	GS	PPG	RPG	APG	FG%	3P%	FT%	PTS	2	» INDONESIA: Indonesia's first Division I basketball scholarship player.
		This Year	2	0	1.0	2.0	0.0	100.0	0.0	0.0	REB	2	» NBA GLOBAL ACADEMY: Made move to Australia where he was in year-round development program for top international prospects.
		Career	2	0	1.0	2.0	0.0	100.0	0.0	0.0	AST	---	» NATIONAL TEAM: Played for Indonesian National Team from 2019-22.
	 SYDNEY CURRY F • Sr. • 6-8 • 270 Fort Wayne, Ind. Louisville		GP	GS	PPG	RPG	APG	FG%	3P%	FT%	PTS	28	» QUICK DOUBLE-DOUBLE: Logged his first GCU double-double on Nov. 25 (10p/10r) in quickest double-double (13 min.) in GCU D-I era by five minutes.
		This Year	6	0	7.7	5.3	0.3	65.5	0.0	36.4	REB	19	» LOPES CONNECTION: Mentored since fifth grade by Vernard Hollins, a former pro who starred for GCU assistant Ed Schilling at Wright State.
		Career	66	37	6.1	4.4	0.5	61.1	0.0	48.4	AST	3	» LOUISVILLE CAREER: 60 games with 37 starts, tallying 355 points.
	 LÖK WUR F • Sr. • 6-9 • 210 North Omaha, Neb. Oregon		GP	GS	PPG	RPG	APG	FG%	3P%	FT%	PTS	9	» AS A DUCK: Became a rotation regular in 2022-23, starting the Ducks' three NIT games and averaging 21.3 minutes, 5.7 points and 3.0 rebounds.
		This Year	6	0	1.3	2.2	0.2	25.0	25.0	0.0	REB	8	» GRAD: Majored in Political Science and International Studies at Oregon.
		Career	57	3	1.9	1.7	0.2	35.8	29.4	73.5	AST	1	» LATE START: Did not play on his first basketball team until seventh grade before rising to become a D-I prospect.
	 MALCOLM FLAGGS G • R-Fr. • 6-6 • 200 Tuba City, Ariz. Arizona State		GP	GS	PPG	RPG	APG	FG%	3P%	FT%	PTS	---	» BRENNAN CONNECTION: Formed brother-like relationship with fellow Lope Duke Brennan as high school teammates with Flaggs' father training them.
		This Year	2	0	0.0	0.0	0.0	0.0	0.0	0.0	REB	---	» ASU: Both were at ASU in 2022-23 and transferred together to GCU.
		Career	2	0	0.0	0.0	0.0	0.0	0.0	0.0	AST	---	» BLOODLINES: Born on Navajo reservation before family moved to Chandler at Age 2. Makes frequent visits to reservation to visit family.
	 TYON GRANT-FOSTER G • Sr. • 6-7 • 210 Kansas City, Kan. DePaul		GP	GS	PPG	RPG	APG	FG%	3P%	FT%	PTS	30	» NEWCOMER: Back-to-back WAC Newcomer of the Week (Nov. 20 & 27).
		This Year	6	6	22.5	5.8	0.7	53.5	37.5	73.9	REB	11	» WELCOME BACK: Scored 30 points in first official game back from nearly two full years without playing. National headlines on the sport's opening night.
		Career	29	7	7.3	3.0	0.3	47.2	26.5	68.1	AST	2	» RETURN: Limited to one college basketball game in the past two years after being hospitalized at halftime of 2021 season opener with DePaul.
	 COLLIN MOORE G • Jr. • 6-4 • 205 North Little Rock, Ark. Georgia State		GP	GS	PPG	RPG	APG	FG%	3P%	FT%	PTS	28	» PESKY DEFENDER: Logged four and three steals in first two GCU games.
		This Year	6	6	9.7	3.5	2.2	44.2	43.8	86.7	REB	11	» CROSS-COUNTRY MOVE: Makes a similar East Coast-to-desert move as Ray Harrison successfully did last season, transferring from Georgia State.
		Career	58	19	6.3	2.6	1.0	43.2	31.8	71.9	AST	5	» INJURY: Missed first 18 games of 2022-23, returned to lead team at 14.2 ppg.
	 JOVAN BLACKSHER JR. G • Sr. • 5-11 • 165 Oakland, Calif. Shadow Mountain HS		GP	GS	PPG	RPG	APG	FG%	3P%	FT%	PTS	26	» TOURNEY EXPERIENCE: Made NCAA tourney with Georgia State in 2022.
		This Year	0	0	0.0	0.0	0.0	0.0	0.0	0.0	REB	12	» RETURN FOR 5TH: Back for fifth season, looking to return from knee injury that has sidelined him since Jan. 5, 2023, at Sam Houston.
		Career	97	97	12.7	3.8	4.0	41.4	33.1	76.4	AST	10	» PRESEASON MVP: While Harrison holds the accolade this year, Blacksher was the WAC's Preseason Player of the Year prior to last season.
	 CALEB SHAW G • So. • 6-5 • 205 Phoenix, Ariz. Northern Colorado		GP	GS	PPG	RPG	APG	FG%	3P%	FT%	PTS	19	» 1K: Is the fourth member of GCU's D-I 1,000-point club.
		This Year	0	0	0.0	0.0	0.0	0.0	0.0	0.0	REB	7	» FAMILY: Transfers to GCU where he will join Isaiah (brother), assistant coach Casey (father) and head coach Bryce Drew (uncle).
		Career	32	1	5.2	2.3	0.6	37.5	26.9	60.8	AST	2	» FRESHMAN CONTRIBUTOR: Played in all 32 games for Northern Colorado as true freshman in 2022-23. Averaged 17.1 minutes.
	 MARQUESE JOSEPHS G • Fr. • 6-1 • 195 Toronto, Canada Dream City Christian		GP	GS	PPG	RPG	APG	FG%	3P%	FT%	PTS	4	» OLDER OR YOUNGER: Despite being listed as soph., is younger than Isaiah.
		This Year	2	0	4.0	0.0	0.0	100.0	0.0	100.0	REB	---	» COLLEGE DEBUT: Made two buckets in career debut on Nov. 6 vs. SEMO.
		Career	2	0	4.0	0.0	0.0	100.0	0.0	100.0	AST	---	» CANADA -> USA: Moved from Toronto area to Phoenix before junior year of high school in pursuit of dream of playing college basketball.
	 NOAH AMENHAUSER C • Fr. • 7-0 • 250 Goodyear, Ariz. Estrella Foothills		GP	GS	PPG	RPG	APG	FG%	3P%	FT%	PTS	---	» DREAM OF GCU: Long dreamed of playing basketball at GCU and got offer from Coach Drew in Summer of 2023.
		This Year	2	0	0.0	0.0	0.0	0.0	0.0	0.0	REB	---	» RETURN: Cleared to return to basketball this summer after successful recovery from high school injury.
		Career	2	0	0.0	0.0	0.0	0.0	0.0	0.0	AST	---	» MULTI-SPORT: Also competed in swimming and volleyball.
	 JOSH BAKER G • Sr. • 6-4 • 185 Phoenix, Ariz. UNLV		GP	GS	PPG	RPG	APG	FG%	3P%	FT%	PTS	14	» GCU ROOTS: Mom, Heather (nee Guiney), played basketball at GCU ('94-00).
		This Year	4	0	3.0	1.0	0.8	37.5	33.3	100.0	REB	7	» SENIOR SEASON: Returned from summer shoulder surgery for Nov. 12 game.
		Career	60	28	4.8	1.8	1.8	37.6	32.5	82.6	AST	6	» RETURNED HOME: After two years at Hutchinson CC in Kansas and one year at UNLV, returned to Phoenix and played 31 games for Lopes in 2022-23.
	 DUKE BRENNAN F • So. • 6-10 • 250 Chandler, Ariz. Arizona State		GP	GS	PPG	RPG	APG	FG%	3P%	FT%	PTS	12	» BLOODLINES: Older brother, Jordan, played basketball professionally in China and Mexico.
		This Year	6	6	7.3	5.5	0.2	60.0	0.0	63.6	REB	10	» SEEING DOUBLE: Had first career double-double in GCU debut on Nov. 6.
		Career	41	7	2.9	2.7	0.1	53.5	0.0	63.2	AST	1	» FRESHMAN RECORD HOLDER: One of four ASU players to appear in all 36 games. Set program's all-time record for most games played by a freshman.
	 GABE MCGLOTHLAN F • R-Sr. • 6-7 • 235 Gilbert, Ariz. SE Missouri State		GP	GS	PPG	RPG	APG	FG%	3P%	FT%	PTS	35	» ATHLETIC FAMILY: Long list of family ties including San Jose State football coach Brent Brennan and former Hawaii Heisman finalist Colt Brennan.
		This Year	6	6	8.8	7.7	1.5	42.1	26.3	72.7	REB	18	» REBOUND LEADER: Has most career rebounds in GCU D-I era, surpassing Keonta Vernon in Nov. 17's win over San Francisco.
		Career	128	83	9.2	6.6	0.8	48.8	33.4	69.7	AST	3	» PRESEASON HONORS: One of five honorees on Preseason All-WAC team.
	 ISAIAH SHAW G • R-Fr. • 6-8 • 205 Rome, Italy PHH Prep		GP	GS	PPG	RPG	APG	FG%	3P%	FT%	PTS	13	» 1,000-POINT COUNTDOWN: While already over 1,000 points for his career, needs 53 points to join GCU's 1,000-point club.
		This Year	6	0	5.0	0.8	0.3	50.0	50.0	100.0	REB	6	» RETURN: After missing most of 2022-23 with knee injury, promptly announced return with career-high 13 points in season opener vs. SEMO on Nov. 6.
		Career	13	0	4.7	1.2	0.5	46.5	52.0	88.9	AST	2	» BLOODLINES: Father, Casey, is a Lopes assistant coach and played in NBA and overseas. Younger brother, Caleb, joined the Lopes this offseason. Uncle, Bryce, is GCU's head coach. Mother, Dana, was a basketball star at Toledo.
											STL	1	
											MIN	23	

REDSHIRTS: #11 CALEB SHAW

purple shading denotes career high was achieved or matched this season