



# SAMFORD

FOOTBALL  
2024 GAME NOTES

## BULLDOGS

0-1  
OVERALL

0-0  
SoCon

NR  
STATS PERFORM TOP 25

CHRIS HATCHER  
HEAD COACH

178-101  
CAREER

25th  
SEASON



## GATORS

0-1  
OVERALL

0-0  
SEC

NR  
AP TOP 25

BILLY NAPIER  
HEAD COACH

51-27  
CAREER

7th  
SEASON



AT

## THE KICKOFF: FLORIDA

- For the second time in as many weeks, the Samford Bulldogs will hit the road as they travel to SEC foe Florida. The Bulldogs head south to the Sunshine State with an 0-1 record after falling to West Georgia in the season opener. Florida will also enter the contest at 0-1 after dropping in their opener against Miami (FL).
- Samford and Florida are meeting for the fourth time in program history and the first time since the 70-52 shootout in 2021. Prior to 2021, the two squads went 99 years without playing each after facing off in back-to-back seasons back in 1921 and 1922.
- To open the 2024 season, Samford dropped a 38-29 contest to the West Georgia Wolves in Carrollton. In the defeat, Quincy Crittendon became only the second quarterback in the Hatcher era to throw for 300 yards and rush for 90 more yards in the same game. Defensively, preseason All-American Noah Martin tallied a game-high 11 tackles.
- Thanks in large part to the on-going renovations that are coming to an end at Pete Hanna Stadium, Samford will open the season with back-to-back road games for the first since 2013. That year, the Bulldogs opened at Georgia State and at Arkansas.
- In the last meeting between these two squads, Samford put up 42 first half points and 52 points overall. At the time, the 42 points were the most ever scored on a Florida team in one half. Also at the time, the 52 total points are the fourth most ever given up by a Florida football team and the most by an FCS team against any Power 5 opponent since the split into subdivisions in 1978.
- Following a triple digit tackle performance in 2023, Noah Martin returns to pace a new look Samford defense under first-year defensive coordinator Adam Braithwaite. Thanks to his efforts in 2023, Martin landed on three preseason All-American teams.



## TALE OF THE TAPE

### SERIES RECORD

### 4TH MEETING

Overall Florida, 3-0  
Last Meeting L/52-70 (11/13/2021)



BULLDOGS	STATS	GATORS
29.0	PPG	17.0
25	First Downs	17
158.0	Rush YPG	139.0
307.0	Pass YPG	122.0
465.0	Total Offense	261.0
2	Pass TD	3
1	Pass Int	2
2	Rush TD	2
0-of-1	Field Goals	1-of-1
25:01	Time of Possession	25:30
1 (6 yards)	Sacks Allowed	3 (18 yards)
3-of-4	Red Zone Attempts-Scores	1-of-1
38.0	Scoring Defense	41.0
185.0	Rush YPG/Allowed	144.0
271.0	Pass YPG/Allowed	385.0
456.0	Total Defense	529.0
2 (22 yards)	Sacks By	1 (3)
0	Interceptions By	2
0/0	Fumbles Forced/Recovered	0/0
-2	Turnover Margin	-1



## NUMBERS TO KNOW

1

On opening weekend, Quincy Crittendon was in the only QB in all of Division I to throw for at least 300 yards and rush for at least 90 more.

11

There are 11 Bulldogs on the 2024 roster that saw playing time in the 2021 Samford/Florida game including four starters on the O-line.

## 2024 SCHEDULE/RESULTS

<b>OVERALL RECORD:</b>	<b>0-1</b>
SOCON:	0-0
NON-CONFERENCE:	0-1
HOME:	0-0
AWAY:	0-1
NEUTRAL:	0-0



### WEST GEORGIA

Aug. 31, 2024 | 5 p.m. | ESPN+  
University Stadium | Carrollton, Ga.  
Result: L/29-38



### FLORIDA

Sept. 7, 2024 | 6 p.m. | ESPN+/SEC NETWORK+  
Ben Hill Griffin Stadium | Gainesville, Fla.  
Result:



### ALABAMA STATE

Sept. 14, 2024 | 6 p.m. | ESPN+  
Pete Hanna Stadium | Birmingham, Ala.  
Results:



### FURMAN

Sept. 25, 2024 | 1 p.m. | ESPN+  
Paladin Stadium | Greenville, S.C.  
Results:



### VMI

Oct. 5, 2024 | 2 p.m. | ESPN+  
Pete Hanna Stadium | Birmingham, Ala.  
Results:



### ETSU

Oct. 12, 2024 | 2:30 p.m. | ESPN+  
William B. Greene, Jr. Stadium | Johnson City, Tenn.  
Results:



### MERCER

Oct. 19, 2024 | 2 p.m. | ESPN+  
Pete Hanna Stadium | Birmingham, Ala.  
Results:



### THE CITADEL

Oct. 25, 2024 | 1 p.m. | ESPN+  
Johnson Hagood Stadium | Charleston, S.C.  
Results:



### WOFFORD

Nov. 2, 2024 | 2 p.m. | ESPN+  
Pete Hanna Stadium | Birmingham, Ala.  
Results:



### TENNESSEE TECH

Nov. 9, 2024 | 2 p.m. | ESPN+  
Pete Hanna Stadium | Birmingham, Ala.  
Results:



### CHATTANOOGA

Nov. 16, 2024 | 12:30 p.m. | ESPN+  
Finley Stadium | Chattanooga, Tenn.  
Results:



### WESTERN CAROLINA

Nov. 23, 2024 | 2 p.m. | ESPN+  
Pete Hanna Stadium | Birmingham, Ala.  
Results:

LEGEND: All times Central and subject to change.



## MEDIA INFORMATION

### CREDENTIAL REQUESTS

All media members working the game must request credentials from the athletic communications office. Early requests are helpful, enabling media to receive parking passes before the game. Please make requests at least one week before the game. Only working media will be granted credentials.

### PRESS BOX

Press facilities are located in Bashinsky Press Tower on the west side of Pete Hanna Stadium. Working media and scouts should enter through the gate on the west side of the stadium, at the gate just south of the press tower. To pick up unmailed credentials, go to the Will Call booth, also located at that gate.

Bashinsky Press Tower is a multilevel facility. Enter on the first level and use the stairs or elevator to reach the second, third and fourth levels.

Level 2: The second level contains boxes for replay officials, and a VIP suite. The booth for Samford's ESPN+/ESPN3 broadcasts is also on the second level.

Level 3: The third level contains coaches boxes, visiting radio, print media and statistics personnel. The athletic communications office also provides wireless internet access in the writers' area for use in covering the game.

Level 4: Exterior and interior filming areas are available for all television and team video crews. Priority is given to film crews and stations that cover Samford and the opposing team on a regular basis. The video board and marketing operations are also run from the fourth floor.

Radio Network: The visiting team's network is provided a broadcasting booth that seats three. One ethernet line is provided in the visitor's radio booth. If you have additional needs, please contact the Athletic Communications office.

Television: Each Samford home game will be broadcast on either ESPN+ or ESPN3.

Sideline: Samford follows NCAA rules regarding media representatives on the sideline.

Photographers are not permitted to stand between the 25-yard lines and must display their credentials at all times. Only photographers shooting for accredited news agencies, Samford University Photographic Services, freelance photographers shooting for the Samford athletic communications or football offices, or for the opponents' sports information office, will be issued credentials.

Media staffing the contest will not be allowed in the team areas for any reason. Anyone violating the sideline policies will be removed by Samford representatives responsible for sideline control.

### PARKING

Press parking is at a premium at Pete Hanna Stadium. Spaces are allotted on a first-come, first-served basis. Print media, television stations and radio network broadcast crews have priority.

Please request parking credentials at least one week in advance so they can be mailed to you. No one will be admitted in the press parking lot without a proper pass.

### PRESS BOX SERVICES

Statistics, and weekly releases with flip cards will be distributed in the press box before the game. Play-by-play, complete quarter, halftime and final game statistics, defensive statistics and drive charts will be available shortly after the conclusion of the game.

A picnic-style lunch will be available in the press facility before the game. Soft drinks and water will be available throughout the game.

### INTERVIEWS WITH HEAD COACH CHRIS HATCHER

To set up interviews with Samford head coach Chris Hatcher you need to contact Tyler Brain by phone at 205-726-4350 or by e-mail at tbrain@samford.edu.

### INTERVIEWS WITH PLAYERS

To set up interviews with Samford players you need to contact Tyler Brain by phone at 205-726-4350 or by e-mail at tbrain@samford.edu.

### POSTGAME INTERVIEW POLICIES

At the conclusion of each game, the Samford athletic communications staff will make head coach Chris Hatcher and requested players available to the media upon request.

For interviews with the opposing coach or players, please make arrangements before the end of the game with the sports information director from that institution.

### PRACTICES

If you would like to cover a Samford practice, please contact Tyler Brain by phone at 205-726-4350 or by e-mail at tbrain@samford.edu.

### FOOTBALL ATHLETIC COMMUNICATIONS STAFF

Tyler Brain, Football Contact  
Office Phone: 205-726-4350  
Cell Phone: 256-616-3097  
Email: tbrain@samford.edu

Joey Mullins, Secondary Football Contact  
Office Phone: 205-726-2799  
Cell Phone: 205-532-3477  
Email: jmmull1@samford.edu

Website: www.samfordsports.com  
Twitter: @SamfordFootball  
Instagram: /SamfordFootball  
Facebook: /SamfordFootball

### EXTERNAL AFFAIRS | ATHLETIC COMMUNICATIONS

Samford University's Office of External Affairs provides a full service public relations shop to members of the media. Game day services include credentials, statistics, photography, video clips (where available), and post-game access to coaches and student-athletes. The Office of External Affairs is located on the first floor of the Pete Hanna Center adjacent to Pete Hanna Stadium and the Sullivan-Cooney Family Field House.



**B.J. MILLICAN**  
Assoc. AD/Marketing,  
Strategic Comms and  
Broadcast



**JOEY MULLINS**  
Asst. AD/Sports Info.



**TYLER BRAIN**  
Director of Strategic  
Comms (FB Contact)



**KYIA SMITH**  
Marketing &  
Communications  
Coordinator

**Director of Strategic Communications (FB Contact) ..... Tyler Brain**

E-Mail: tbrain@samford.edu | Cell: 256-616-3097

**Assistant AD/Sports Information (Secondary FB Contact) ..... Joey Mullins**

E-Mail: jmmull1@samford.edu | Cell: 205-532-3477





SAMFORD FAST FACTS

Name of School	Samford University
Address	800 Lakeshore Drive, Birmingham, AL 35229
Founded	1841
Enrollment	5,509
Nickname	Bulldogs
School Colors	Navy Blue (PMS 289) and Red (PMS 200)
Affiliation	NCAA Division I
Conference	Southern
President	Dr. Beck A. Taylor (Baylor, '92)
Athletic Director	Martin Newton (Samford, 1983)

STADIUM INFORMATION

Home Field	Pete Hanna Stadium
Capacity	6,700
Surface	LSR Blade Synthetic Surface
Record @ Seibert Stadium	181-84-4

HISTORY

First Year of Football	1906
All-Time Record	494-487-47
SoCon Championships	2 (2013 & 2022)
NCAA National Championships	1 (1971 NCAA D-II West Region Championship)
No. of Years in NCAA Playoffs	7 (6 FCS, 1 D-II)
NCAA Postseason Record	4-6 (3-6 in FCS, 1-0 in D-II)
All-Time Bowl/Post-Season Record	6-7-1
Last Post-Season Appearance	2022
Finish	at North Dakota State, L, 9-27 (FCS Quarterfinal)

TEAM INFORMATION

2023 Season	6-5
Southern Conference/Finish	4-4/15th
Final National Ranking	N/A
Basic Offense	Air Raid
Basic Defense	4-2-5
Starters Returning/Lost	11/17
Offense	5/6
Defense	6/5
Specialty	4/3
Lettermen Returning/Lost	50/29
Graduates/Seniors	45
Juniors	28
Sophomores	14
Freshmen	30

COACHING STAFF

Head Coach	Chris Hatcher
Alma Mater/Year	Valdosta State / 1994
Record at Samford/Years	57-43 / 10th
Career Collegiate Record	178-100 / 24rd
National Championships	2004 / Valdosta State (DII)
NCAA Playoff Appearances	Nine
Football Office Phone	(205) 726-2572













ASSISTANT COACHES & SUPPORT STAFF

Ricky Turner	Assistant Head Coach/Offensive Coordinator/Wide Receivers
Shawn Bostick	Associate Head Coach/Offensive Line
Adam Braithwaite	Defensive Coordinator/Safeties
Brandon Cooper	Linebackers
K.D. Humphries	Running Backs
Kerry Webb	Special Teams Coordinator
Brendan Bogner	Quarterbacks
Darien Moody	Defensive Line
Peter Renkoski	Tigh Ends/Asst. Offensive Line
Chazman Scales	Cornerbacks
Blake Cartlett	Defensive Backs
Jared Lee	Offensive Analyst
Matthew Smith	Offensive Analyst
Reagan Davenport	Offensive Analyst
Chad Larkin	Defensive Analyst
James Carlson	Asst. AD/Facilities, Game Ops and Equipment
Matt Kooiman	Chief Of Staff
Rocky Sabbatini	Video Coordinator
Wes Bordelon	Director of Football Strength and Conditioning
Robert Miller	Assistant Sports Performance Coach
Whitley Williams	Head Football Athletic Trainer
Rae Martin	Assistant Football Athletic Trainer
Alexis Roberts	Director of Student-Athlete Academic Services

WEEKLY SCHEDULE

<b>MONDAY   2</b> • 4:01 PM   Practice	<b>TUESDAY   3</b> • 11:31 AM   Hatcher Press Conference  • 4:01 PM   Practice	<b>WEDNESDAY   4</b> • 4:01 PM   Practice	<b>THURSDAY   5</b> • 4:01 PM   Practice	<b>FRIDAY   6</b> • Travel Day	<b>SATURDAY   7</b> • 6:02 PM   at UF	<b>SUNDAY   8</b> • Players Off
-------------------------------------------	-----------------------------------------------------------------------------------------	----------------------------------------------	---------------------------------------------	-----------------------------------	------------------------------------------	------------------------------------

SEASON SCHEDULE BREAKDOWN

	<b>WEST GEORGIA</b> Aug. 31, 2024   5 p.m. Seibert Stadium   University, Ga. Result: L/29-38	<b>ESPN+</b> - After 631 days in between starts, junior quarterback Quincy Crittendon showed flashes of brilliance in a losing effort. In the season opener, Crittendon threw for 307 yards and rushed for 90 yards. He was the only QB in all of Division I to do that on opening weekend.
	<b>FLORIDA</b> Sept. 7, 2024   6 p.m. Ben Hill Griffin Stadium   Gainesville, Fla. Result:	<b>ESPN+/SEC Network+</b> - To close out the longest road swing of the season, Samford returns to the Sunshine State to face the Gators of Florida. The Bulldogs are looking for their first win over an SEC team since the FDR administration's first term.
	<b>ALABAMA STATE</b> Sept. 14, 2024   6 p.m. Pete Hanna Stadium   Birmingham, Ala. Results:	<b>ESPN+</b> -
	<b>FURMAN</b> Sept. 28, 2024   1 p.m. Paladin Stadium   Greenville, S.C. Results:	<b>ESPN+</b> -
	<b>VMI</b> Oct. 5, 2024   2 p.m. Pete Hanna Stadium   Birmingham, Ala. Results:	<b>ESPN+</b> -
	<b>ETSU</b> Oct. 12, 2023   2:30 p.m. Greene Stadium   Johnson City, Tenn. Results:	<b>ESPN+</b> -
	<b>MERCER</b> Oct. 19, 2024   2 p.m. Pete Hanna Stadium   Birmingham, Ala. Results:	<b>ESPN+</b> -
	<b>THE CITADEL</b> Oct. 26, 2024   1 p.m. Hagood Stadium   Charleston, S.C. Results:	<b>ESPN+</b> -
	<b>WOFFORD</b> Nov. 2, 2024   2 p.m. Pete Hanna Stadium   Birmingham, Ala. Results:	<b>ESPN+</b> -
	<b>TENNESSEE TECH</b> Nov. 9, 2024   2 p.m.   ESPN+ Pete Hanna Stadium   Birmingham, Ala. Results:	<b>ESPN+</b> -
	<b>CHATTANOOGA</b> Nov. 16, 2024   12:30 p.m.   ESPN+ Finley Stadium   Chattanooga, Tenn. Results:	<b>ESPN+</b> -
	<b>WESTERN CAROLINA</b> Nov. 23, 2024   12:30 p.m.   ESPN+ Pete Hanna Stadium   Birmingham, Ala. Results:	<b>ESPN+</b> -



SETTING THE SCENE



Location	Gainesville, Fla.
Kickoff	6 p.m.
Site	Ben Hill Griffin Stadium
Capacity	88,548
Surface	Grass
TV	ESPN+/SEC Network+
All-Time Series	Florida, 3-0
Last Meeting	Nov. 13, 2021   Gainesville, Fla.
Result	L/70-52

GET SOCIAL



Official Twitter Account	@SamfordSports
Football Twitter Account	@SamfordFootball
Instagram Account	@SamfordSports
Instagram Account	@SamfordFootball
Facebook Account	Facebook.com/SamfordFootball
Hashtags	#AllforSAMford / #HatchAttack

ESPN+ COVERAGE



Play-by-Play	Clay Matvick
Analyst	Steve Addazio
Sideline Reporter	N/A
Online (iOS   Android)	SamfordSports.com





SOUTHERN CONFERENCE STANDINGS

SCHOOL	CONF	CPCT.	CON-H	CON-A	CON-S	OVERALL	W-L%	H	A	S
Mercer	0-0	.000	0-0	0-0		1-0	1.000	1-0	0-0	WI
The Citadel	0-0	.000	0-0	0-0		1-0	1.000	0-0	1-0	WI
Wofford	0-0	.000	0-0	0-0		1-0	1.000	0-0	1-0	WI
Chattanooga	0-0	.000	0-0	0-0		0-1	.000	0-0	0-1	L1
ETSU	0-0	.000	0-0	0-0		0-1	.000	0-0	0-1	L1
Furman	0-0	.000	0-0	0-0		0-1	.000	0-0	0-1	L1
Samford	0-0	.000	0-0	0-0		0-1	.000	0-0	0-1	L1
VMI	0-0	.000	0-0	0-0		0-1	.000	0-0	0-1	L1
Western Carolina	0-0	.000	0-0	0-0		0-1	.000	0-0	0-1	L1

UPCOMING SCHEDULE (CT)

SATURDAY, SEPTEMBER 7

South Carolina State @ The Citadel	11 a.m.
Campbell @ Western Carolina	2:30 p.m.
Bucknell @ VMI	12:30 p.m.
Mercer @ Bethune-Cookman	2 p.m.
Wofford @ Richmond	2:30 p.m.
UVA-Wise @ ETSU	4:30 p.m.
Charleston Southern @ Furman	5 p.m.
Chattanooga @ Georgia State	6 p.m.

WEEKLY HONORS

OFFENSIVE PLAYER OF THE WEEK

Sept. 2	DJ Smith, Mercer
Sept. 9	
Sept. 16	
Sept. 23	
Sept. 30	
Oct. 7	
Oct. 14	
Oct. 21	
Oct. 28	
Nov. 4	
Nov. 11	
Nov. 18	
Nov. 25	

DEFENSIVE PLAYER OF THE WEEK

Sept. 2	Jalen Marshall, Wofford
Sept. 9	
Sept. 16	
Sept. 23	
Sept. 30	
Oct. 7	
Oct. 14	
Oct. 21	
Oct. 28	
Nov. 4	
Nov. 11	
Nov. 18	
Nov. 25	

SPECIAL TEAMS PLAYER OF THE WEEK

Sept. 2	Brayden Smith, Mercer
Sept. 9	

Samford @ Florida

6 p.m.

LAST WEEK'S RESULTS

Presbyterian 10, Mercer 63	Furman 0, Ole Miss 76
VMI 7, William & Mary 41	
Wofford 21, Gardner-Webb 20	
Western Carolina 21, NC State 38	
Chattanooga 3, Tennessee 69	
ETSU 10, App State 38	
Samford 29, West Georgia 38	
The Citadel 22, Charleston Southern 21	

Sept. 16
Sept. 23
Sept. 30
Oct. 7
Oct. 14
Oct. 21
Oct. 28
Nov. 4
Nov. 11
Nov. 18
Nov. 25

SOCON PRESEASON COACHES POLL

TEAM (1ST-PLACE VOTES)	TOTAL
1. Chattanooga (5)	61
2. Furman (3)	56
3. Western Carolina (1)	49
4. Mercer	45
5. Samford	37
6. ETSU	26
7. VMI	23
8. Wofford	19
9. The Citadel	8

STATS PERFORM FCS POLL

#	SCHOOL (1ST)	RECORD	PTS.
1	South Dakota State (36)	0-1	1,363
2	North Dakota State (11)	0-1	1,330
3	Montana State (8)	2-0	1,288
4	Montana (1)	1-0	1,239
5	Villanova	1-0	1,144
6	South Dakota	1-0	1,128
7	Idaho	0-1	1,098
8	Sacramento State	0-1	881
9	Central Arkansas	0-1	850
10	Southern Illinois	0-1	807
11	Chattanooga	0-1	738
12	UIW	1-0	698
13	William & Mary	1-0	666
14	Richmond	0-1	658
15	Furman	0-1	523
16	UAlbany	1-0	502
17	Western Carolina	0-1	459
18	UC Davis	0-1	437
19	Lafayette	0-1	332
20	Tarleton State	1-1	308
21	Illinois State	0-1	295
22	Nicholls	0-1	204
23	North Dakota	0-1	175
24	Weber State	0-1	171
25	Youngstown State	0-1	133

**OTHERS RECEIVING VOTES:** Elon (0-1, 0-0 CAA) 120; Mercer (1-0, 0-0 SoCon) 117; Florida A&M (2-0, 0-0 SWAC) 99; UT Martin (0-1, 0-0 Big South-OVC) 98; Abilene Christian (0-1, 0-0 UAC) 74; North Carolina Central (1-0, 0-0 MEAC) 73; Eastern Illinois (0-1, 0-0 Big South-OVC) 59; Eastern Washington (1-0, 0-0 Big Sky) 41; Northern Iowa (1-0, 0-0 MVFC) 29; Austin Peay (0-1, 0-0 UAC) 19; Alabama State (0-1, 0-0 SWAC) 10; Rhode Island (1-0, 0-0 CAA) 9; Southeast Missouri (1-1, 0-0 Big South-OVC) 8; Harvard (0-0, 0-0 Ivy) 4; Lamar (0-1, 0-0 Southland) 4; West Georgia (1-0,



GAME DAY COVERAGE | ESPN+

All Samford home games will be streamed live on ESPN+. Blake Gardner will provide play-by-play while Damian Mitchell offers color commentary for each Bulldogs' broadcast. A rotating cast will serve as sideline reporters throughout the year.



PROUD MEMBER OF NIKE FOOTBALL

Nike is the official apparel, uniform and shoe provider of Samford University Football. Visit the Bulldogs' page on SamfordSports.com for more information.

SERIES NOTEBOOK: FLORIDA

» The Bulldogs of Samford University will head to The Swamp on Saturday Night for a showdown with the Florida Gators of the SEC at Ben Hill Griffin Stadium. Saturday's contest can be streamed on ESPN+/SEC Network+ with Clay Matvick and Steve Addazio on the call.

» Samford and Florida are meeting for the fourth time in program history with the Gators holding a 3-0 record in the series. Then Howard College and Florida played back-to-back years in 1921 and 1922 before the 122-point shootout in 2021.

» In that 2021 122-point affair, Samford led, 42-35 at halftime. The 42 points were the most ever scored at the time on a Florida team in one half. The 52 total points are the fourth most at the time ever given up by a Florida football team and the most by an FCS team against any Power 5 opponent since the split into subdivisions in 1978.

» During the 2021 contest, a total of 11 current Bulldogs saw action in the game including Midnight Steward, Noah Martin, Thomas Neville, Johnny Johnson, Wade White, Cooper Frazier, Chris Noble, Luke Byrne, Zach Brown, Nick Jackson and Mitchell Owen.

» Samford is 2-81-3 against the SEC all-time with the two victories coming against Mississippi State in 1909 (6-0) and Ole Miss in 1934 (7-6).

» The SEC ties for Samford came against Mississippi State in 1922, Auburn in 1927 and Alabama in 1935.

GATORS

0-1  
OVERALL

0-0  
SEC

NR  
AP TOP 25

BILLY NAPIER  
HEAD COACH

51-27  
CAREER

7th  
SEASON



SERIES HISTORY

- 4th Meeting
- Overall: Florida, 0-3
- Last Five Meetings: Florida, 0-3
- Last 10 Meetings: Florida, 0-3



LAST 5 MEETINGS

GM	W/L	DATE	SAM	LOCATION	UF
1	L	11/13/21	52	Gainesville, Fla.	70
2	L	10/28/22	0	Gainesville, Fla.	57
3	L	10/29/21	0	Gainesville, Fla.	34



HOW THEY COMPARE

BULLDOGS	STATS	GATORS
29.0	PPG	17.0
25	1st Downs	17
158.0	Rush YPG	139.0
307.0	Pass YPG	122.0
465.0	Total Offense	261.0
2	Pass TD	0
1	Pass Int	2
2	Rush TD	2
0-of-1	Field Goals	1-of-1
25:01	Time of Possession	25:30
1 (6 yards)	Sacks Allowed	3 (18 yards)
3-of-4	Red Zone Attempts-Scores	1-of-1
38.0	Scoring Defense	41.0
185.0	Rush YPG/Allowed	144.0
271.0	Pass YPG/Allowed	385.0
456.0	Total Defense	529.0
2 (22)	Sacks By	1 (3)
0	Interceptions By	1
0/0	Fumbles Forced/Recovered	0-0
-2	Turnover Margin	-1

FLORIDA SCHEDULE & RESULTS

DATE	OPPONENT	TIME/RESULT
Aug. 31	Miami (FL)	L/17-41
Sept. 7	Samford	6 p.m.
Sept. 14	Texas A&M	2:30 p.m.
Sept. 21	@ Mississippi State	11 a.m.
Oct. 5	UCF	TBA
Oct. 12	@ Tennessee	TBA
Oct. 19	Kentucky	TBA
Nov. 2	Georgia	2:30 p.m.
Nov. 9	@ Texas	11 a.m.
Nov. 16	LSU	TBA
Nov. 23	Ole Miss	11 a.m.
Nov. 30	@ Florida State	TBA

BY THE NUMBERS: SAMFORD @ FLORIDA



0-3  
SERIES RECORD

122  
POINTS SCORED IN  
2021 MATCH UP

2-81-3  
SAMFORD  
VS SEC

18-17-2  
SAMFORD VS  
FLORIDA TEAMS







NEWS, NOTES, & SIDEBAR STATS

BULLDOGS PICKED FIFTH BY COACHES IN SOCON PRESEASON POLLS

The Bulldogs were picked to finish fifth in the Southern Conference by the league’s coaches preseason polls released in July.

PRESEASON SOCON COACHES POLL

Team (1st-place votes)	Total
1. Chattanooga (5)	61
2. Furman (3)	56
3. Western Carolina (1)	49
4. Mercer	45
5. Samford	37
6. ETSU	26
7. VMI	23
8. Wofford	19
9. The Citadel	8

HATCHER’S OFFENSES PRODUCE

Through his first nine seasons, Samford head coach Chris Hatcher’s offenses have averaged more points than under any other head coach in program history. Entering the season, Hatcher’s teams have averaged 33.92 points per game, ahead of Bobby Bowden’s 28.57 average. Terry Bowden (1987-1992) averaged 27.92 points per game during his tenure while Bill Gray (2001-06 / 25.68) and Pat Sullivan (2007-14 / 25.50) round out the top five.

PUTTING UP POINTS

Over the last nine seasons under head coach Chris Hatcher, the Samford offense has scored at least 30 points 50 times. The unit has put up at least 40 points 28 times, and at least 50 points a total of 14 times.

QUICK STRIKES

In the nine-plus seasons under head coach Chris Hatcher, Samford has made a habit of quick scoring drives. In Hatcher’s time at Samford, the Bulldogs has had 192 scoring drives of two minutes or less and 90 that have lasted one minute or less.

GRADUATE STUDENTS MAKING AN IMPACT

Samford features 26 graduate students on its 2024 roster: Xavier Lanier (CB), Nik Scalzo (QB), Noah Martin (LB), D.J. Rias (WR), Iaan Cousin (WR), Seth Parker (CB), Micah Kelly (RB), Xavier Nurse (DE), Edwin Dearman (S), Jonathan Bennett (RB), Samuel Willoughby (WR), Mailk Gaither (LB), Thomas Neville (LB), Luke

Byrne (OL), Johnny Johnson (DL), Cooper Frazier (OL), Chris Noble (OL), Alex Applefield (LS), Wilson Beaverstock (K), Jaylon Barden (WR), Joel Decoursey (TE), Conroy Cunningham II (DE), Jaylin Rainey (DL), Daniel Bettis (TE), Nazir Sy (DL) and Nick Jackson (DL).

SAMFORD IN SEASON OPENERS

Samford has an all-time record of 50-55-4 in season-opening games. In season openers on the road, Samford has a mark of 13-42-2 in season openers not held at home. The Bulldogs are 7-3 in season openers under head coach Chris Hatcher. The team has won all seven of the season openers at home under Hatcher.

SAMFORD AGAINST FLORIDA TEAMS

Samford has an all-time record of 18-17-2 against teams from the state of Florida, including a mark of 0-3 against Saturday’s opponent, Florida

AGAINST SOUTHERN CONFERENCE TEAMS

Since joining the Southern Conference in 2008, Samford has posted a record of 71-56 in conference games. All-time against each current members of the SoCon, Samford has a mark of 97-84-4, including a 14-13-1 record against Mercer. Samford’s all-time record against each current SoCon team is Chattanooga (11-34-3), The Citadel (10-7), ETSU (8-3), Furman (12-14), Mercer (15-14-1), VMI (8-3), Western Carolina (17-4) and Wofford (16-5).

AGAINST SOUTHEASTERN CONFERENCE TEAMS

Samford has an all-time record of 2-79-3 against the current members of the Southeastern Conference. Samford has played an SEC team in nine of the last 11 fall seasons. Samford defeated Mississippi State, 6-0 in 1909 and Ole Miss by a score of 7-6 in 1934.

ON THIS DATE

Samford has an all-time record of 4-3 in games played on Sept. 7 with all games being played since 1985. The last time that the Bulldogs won on Sept. 7 was 49-41 victory over West Alabama in 2017. The last the last defeat for Samford on Sept. 7 was a 31-21 loss at Arkansas in 2013.

SAMFORD RECORD WHEN

CATEGORY	2024
At Home	0-0
On The Road	0-1
Neutral Site Game	0-0
vs. SoCon	0-0
vs. Non Conference	0-1
NCAA Postseason	0-0
vs. In State Opponents	0-0
In August	0-1
In September	0-0
In October	0-0
In November	0-0
In December	0-0
Day Games	0-0
Night Games	0-1
Decided by 7 pts or less	0-0
Scoring First	0-0
Opponent Scores First	0-1
Leading at Half	0-0
Trailing at Half	0-1
Tied at Half	0-0
Leading after 3 quarters	0-1
Trailing after 3 quarters	0-0
Tied After 3 quarters	0-0
In overtime	0-0
Scoring 30 + points	0-0
Scoring 20-29 points	0-1
Scoring 0-19 points	0-0
Allowing 30 + points	0-1
Allowing 20-29 points	0-0
Allowing 0-19 points	0-0
Outrushing Opponents	0-0
Getting Outrushed	0-1
Passing for more yards	0-1
Passing for fewer yards	0-0
Outgaining Opponent	0-1
Getting Outgained	0-0
Winning TOP	0-0
Losing TOP	0-1
Scoring a Def./ ST TD	0-0
Allowing a Def./ST TD	0-0
Fewer Penalty Yards	0-1
More Penalty Yards	0-0
Winning Turnover Battle	0-0
Losing Turnover Battle	0-1
Equal In Turnovers	0-0

HATCH ATTACK: TOTAL OFFENSE TRACKER

465											



TWO BULLDOGS HEADLINE ALL-SOCON PRESEASON TEAMS

Graduate student linebacker Noah Martin was the lone Bulldog named preseason first team All-SoCon when the squads were announced in July. Graduate student offensive lineman Chris Noble was tabbed for the second team.

MISTER MARTIN

Noah Martin, a consensus first team All-SoCon defender in 2023, led the SoCon with 109 and became the first Bulldog defender to eclipse 100 tackles since John Staton had 115 in 2019. Martin's 109 tackles were good enough to rank him 13th nationally.

Heading into the 2024 season, Martin was named a preseason All-American by FCS Football Central, Stats Perform and Phil Steele while landing on the Buck Buchanan Award Watch List.

Martin picked up right where he left off in 2023 with a game-high 11 tackles in the season opener at West Georgia. Dating back to last season, the Chattanooga native has 41 total tackles in his last three games played.

CALLING HOMEWOOD HOME

The 2024 Samford roster features 11 transfers from schools located inside the 205 area code: D.J. Rias (Alabama), Kobe Hughes (Birmingham-Southern), Jonathan Bennett (Alabama), Samuel Willoughby (Alabama), Teddy Davenport (UAB), Dayton Green (Birmingham-Southern), Chris Noble (UAB), Brett Johnson (UAB), Joshua Lovett (Birmingham-Southern), Charlie Rickell (Birmingham-Southern), and Wilson Beaverstock (UAB).

BRINGING THE POWER

The 2024 Samford football roster also features several Power Four transfers including Nik Scalzo (Kentucky), DJ Rias (Alabama), Mack Howard (Utah), Rayf Vinson (Ole Miss), Stephan Martin (UCF), Gumbo Gaskins (Vanderbilt), Jonathan Bennett (Alabama), Samuel Willoughby (Alabama), Deuce Caldwell II (North Carolina), Daniel Bethel (Tennessee), Trustin Northington (Ole Miss), Vance Nicklaus (Florida State), Joel Decoursey (Vanderbilt).

NEW FACES IN NEW PLACES

Not only has there been change on the roster, but the Bulldog coaching staff has some new faces also: Adam Braithwaite (Defensive Coordinator/Safeties), Brendan Bognar (Quarterbacks), Peter Renkoski (Tight Ends/Assistant Offensive Line), Chazmon Scales (Cornerbacks) and Blake Catlett (Defensive Ends).

RUNNING THE ROCK

Despite being known as an "Air Raid" offensive system, graduate student running back Jay Stanton led all SoCon rushers with 971 yards on the ground in 2022. Stanton also set the career rushing record touchdown 35 career scores.

MARTIN NAMED WINNER OF CHARLES WILLIAMS MEMORIAL JERSEY

Graduate linebacker Noah Martin is this season's winner of the Charles Williams Memorial Jersey. The jersey honors former Samford player Charles Williams, who died in a car accident on May 23, 2003.

CHARLES WILLIAMS JERSEY RECIPIENTS

2005	Ossie Buchannon
2006	T.C. Myers
2007	Jay McCurdy
2008	Rodney Shepherd
2009	Jon Weber
2010	Bryce Smith
2011	Sean Thompson
2012	Ryan Dudchuck
2013	Justin Shade
2014	Brinson Porter
2015	Carson Barnett
2016	Devon Schmitt
2017	Shaheed Salmon
2018	Tyler Queen
2019	Nick Barton
2021S	Montrell Washington
2021F	Liam Welch
2022	Nathan East
2023	Chandler Smith
2024	Noah Martin

THE LONG WAIT

After starting for an injured Micheal Hiers in the 2022 FCS Quarterfinal game at North Dakota State, junior quarterback Quincy Crittendon waited 631 days to make his return to the starting lineup for the Bulldogs.

In the season opener against West Georgia, Crittendon became just the second Bulldog signal caller in program history to throw for over 300 yards and rush for over 90 yards in a game. Devlin Hodges did the feat twice in 2015. Crittendon was also the only QB in all of D1 football to put up that stat line on the opening weekend of the 2024 season.

A FAMILIAR FACE ON THE FLORIDA SIDELINE

Saturday's contest against Florida on Saturday will include familiar face for Samford head coach Chris Hatcher and the Samford faithful.

Florida's co-offensive coordinator and tight ends coach Russ Callaway was on staff at Samford under Hatcher from 2015 to 2019. Callaway started off on Hatcher's first staff in 2015 as the wide receivers coach and pass game coordinator before being promoted to the role of offensive coordinator for the 2016-19 seasons.

SAMFORD IN THE SOCON RANKING SCORING OFFENSE (NATIONAL RANK)

TEAM	POINTS PER GAME
1. Mercer (3)	63.0
2. Samford (20)	29.0
3. The Citadel (40)	22.0
4. Western Carolina (42)	21.0
5. Wofford (42)	21.0
6. ETSU (76)	10.0
7. VMI (84)	7.0
8. Chattanooga (94)	3.0
9. Furman (95)	0.0

PASSING OFFENSE (NATIONAL RANK)

TEAM	YARDS PER GAME
1. Mercer (5)	361.0
2. Samford (7)	307.0
3. Wofford (16)	260.0
4. West Carolina (24)	241.0
5. The Citadel (81)	182.7
6. Chattanooga (61)	153.0
7. Furman (67)	146.0
8. ETSU (77)	122.0
9. VMI (100)	96.0

TOTAL OFFENSE (NATIONAL RANK)

TEAM	YARDS PER GAME
1. Mercer (5)	500.0
2. Samford (9)	465.0
3. Wofford (26)	379.0
4. Western Carolina (30)	361.0
5. The Citadel (31)	360.0
6. ETSU (101)	305.0
7. VMI (82)	241.0
8. Chattanooga (87)	227.0
9. Furman (99)	172.0

SCORING DEFENSE (NATIONAL RANK)

TEAM	POINTS PER GAME
1. Mercer (11)	10.0
2. Wofford (24)	20.0
3. The Citadel (27)	21.0
4. ETSU (66)	38.0
5. Samford (66)	38.0
6. Western Carolina (66)	38.0
7. VMI (74)	41.0
8. Chattanooga (107)	69.0
9. Furman (111)	76.0





# NOAH MARTIN

6-2 • GRADUATE • LINEBACKER • CHATTANOOGA, TN

## CAREER HIGHS

### SINGLE GAME

» Solo Tackles:	14, @ Mercer (11/11/23)
» Assisted Tackles:	7, vs The Citadel (10/28/23)
» Total Tackles:	19, @ Mercer (11/11/23)
» TFLs:	2, vs Mercer (9/23/23)
» Sacks:	1.5, vs Furman (10/14/23)
» INT:	1, vs VMI (11/5/22)
» Passes Deflected:	1, vs Chattanooga (9/23/23)
» Forced Fumbles:	1, vs Furman (10/14/23)
» Fumbles Recovered:	1, vs The Citadel (11/6/23)

### SEASON

» Solo Tackles:	68, 2023
» Assisted Tackles:	45, 2021
» Total Tackles:	109, 2023
» TFL:	14.5, 2023
» Sacks:	3.5, 2023
» INT:	1, 2021 & 2022
» Passes Deflected:	2, 2022 & 2023
» Forced Fumbles:	1, 2021 & 2023
» Fumbles Recovered:	2, 2021

## HONORS

### 2021 SPRING SEASON

- SoCon All-Freshman Team

### 2023 SEASON

- First Team All-SoCon
- AP Third Team All-American
- FCS Football Central All-American

### 2024 PRESEASON

- Charles Williams Memorial Jersey Winner
- FCS Football Central Preseason All-American
- First Team All-SoCon
- Stats Perform Preseason All-American
- Buck Buchanan Award Preseason Watch List
- Phil Steele Preseason All-American

## MARTIN NATIONALLY RANKED

STAT	RANKING
Solo Tackles	8.0/7th
Tackles For Loss	N/A
Total Tackles	11/22nd
Forced Fumbles	N/A
Fumbles Recovered	N/A
Interceptions Per Game	N/A
Passes Defended	N/A
Sacks	N/A







# CHRIS HATCHER

HEAD COACH • 10TH SEASON • VALDOSTA STATE (1994)

## CHRIS HATCHER ■ HEAD COACH

» Birthdate:	February 18, 1973
» Alma Mater:	Valdosta State (1994)
» Hometown:	Macon, Ga.
» Record at Samford:	57-44 (10th season)
» Overall Record:	178-101 (24th season)
» NCAA Playoff Appearances:	9
» NCAA National Championships:	One / 2004 NCAA DII



### @HATCHATTACK1 NOTES

72.3

Hatcher's Samford squads have won over 70 percent of the team's home games. The program's home record in the time is 34-13.

9

Hatcher has led nine teams to NCAA postseason play during his career, including the 2016, 2017 and 2022 FCS Playoffs with the Bulldogs. While at Valdosta State, the Blazers advanced six times to NCAA playoffs.

14

Hatcher's teams have earned 10 wins against ranked FCS opponents in his time at Samford. The Bulldogs' record against ranked teams in that time is 14-11.

178

Chris Hatcher has won 178 games in his distinguished career as a head coach, including 56 here at Samford.

7

Hatcher's Samford teams have won seven of their nine season openers. The team is 7-0 in season openers at home, and 9-0 in home openers.



## YEAR-BY-YEAR RECORD

YEAR	SCHOOL	W-L	%	
2000	Valdosta St.	10-2	.833	+
2001	Valdosta St.	12-1	.923	+
2002	Valdosta St.	14-1	.933	+
2003	Valdosta St.	10-2	.833	+
2004	Valdosta St.	13-1	.929	!
2005	Valdosta St.	9-3	.750	+
2006	Valdosta St.	8-2	.800	
2007	Ga. Southern	7-4	.636	
2008	Ga. Southern	6-5	.545	
2009	Ga. Southern	5-6	.455	
2010	Murray St.	6-5	.545	
2011	Murray St.	7-4	.636	
2012	Murray St.	5-6	.455	
2013	Murray St.	6-6	.500	
2014	Murray St.	3-9	.250	
2015	Samford	6-5	.545	
2016	Samford	7-5	.583	#
2017	Samford	8-4	.667	#
2018	Samford	6-5	.545	
2019	Samford	5-7	.417	
2021 (S)	Samford	4-3	.571	
2021 (F)	Samford	4-7	.364	
2022	Samford	11-2	.846	#
2023	Samford	6-5	.545	
2024	Samford	0-1	.000	
<b>Totals</b>	<b>24th year</b>	<b>178-100</b>	<b>.640</b>	

! NCAA DII National Champion / + NCAA DII Playoffs / # NCAA FCS Playoffs



OFFENSE

QB	2	Quincy Crittendon	5-11	200	Jr.	Decatur, Ala./Austin
	4	Nik Scalzo	5-11	193	Gr.	Fort Lauderdale, Fla./Kentucky
RB	20	Micah Kelly	5-9	203	Gr.	Pascagoula, Miss. / Toledo
	31	Damonta Witherspoon	5-8	210	Sr.	East St. Louis, Ill./Murray State
X	3	E. Jai Mason	6-1	205	Sr.	Jackson, Miss. / NW Miss. CC
	18	Stephen Martin	6-5	210	Sr.	Orlando, Fla./ UCF -or-
	82	Jaylon Barden	5-11	180	Gr.	Macon, Ga./Georgia Southern
LT	78	Duncan Johnson	6-5	275	Fr.	Augusta, Ga. / Aquinas HS
	50	Darrian King	6-3	295	Sr.	Oak Grove, Miss./ East Miss. CC
LG	58	Chris Noble	6-4	287	Gr.	Brewton, Ala./ UAB
	70	Brett Johnson	6-4	290	Jr.	Maplesville, Ala. / UAB
C	57	Cooper Frazier	6-4	305	Sr.	Corinth, Miss./ Corinth HS
	63	Zach Bond	6-3	290	Sr.	McHenry, Miss. / NW Miss. CC
RG	54	Luke Byrne	6-4	305	Gr.	Forsyth, Ga./ Mary Persons HS
	79	Donny Hawkins	6-1	310	Sr.	Pinson, Ala./ Pinson Valley HS
RT	77	Zach Brown	6-4	280	Sr.	Loretto, Tenn. / Loretto HS
	74	Tyler Douthit	6-4	280	Fr.	Woodstock, Ga. / Woodstock HS
H	15	Iaan Cousin	5-11	170	Gr.	Carrollton, Ga. / Kennesaw State
	32	Sam Willoughby	5-10	165	Gr.	Vestavia Hills, Ala. / Alabama
Y	7	DJ Rias	5-9	190	Gr.	Phenix City, Ala. / Alabama
	85	Wesley Carlock	5-10	175	Jr.	Jackson, Tenn./Univ. School of Jackson -or-
	33	Teddy Davenport	5-10	175	Jr.	Alpharetta, Ga. / UAB
Z	12	Brendan Jenkins	6-1	200	So.	Hoschton, Ga. / Mill Creek HS
	84	Preston Bird	5-10	170	Fr.	Bonaire, Ga. / Veterans HS
TE	41	Tate Taylor	6-0	228	Jr.	Nashville, Tenn. / Lipscomb Academy
	93	Daniel Bettis	6-1	250	Gr.	Tuskegee, Ala. / Booker T. Washington HS



DEFENSE

R	45	Thomas Neville	6-3	215	Gr.	Loganville, Ga. / Dunwoody HS
	22	Xavier Nurse	6-3	205	Gr.	Brooklyn, NY / Maine
NT	98	Josh Mathiasen	6-2	325	Sr.	Elmhurst, Ill. / Olivet Nazarene
	91	Jaylin Rainey	6-2	275	Gr.	Memphis, Tenn. / Dartmouth
DT	97	Nick Jackson	6-1	270	Gr.	Orlando, Fla. / Winter Park HS
	94	Makhi Gilbert	6-3	290	So.	Phenix City, Ala. / Central HS
DE	55	Johnny Johnson	6-1	263	Gr.	St. Amant, La. / St. Amant HS
	81	Jamall Thompson	6-3	268	Jr.	Sarasota, Fla. / Sarasota HS
W	33	Jaden Mosley	6-2	208	Gr.	Mobile, Ala. / Hutchinson CC
	39	Gavin Morris	6-1	215	So.	Cumming, Ga. / South Forsyth HS
M	5	Noah Martin	6-2	232	Gr.	Chattanooga, Tenn. / Baylor School
	34	Mailk Gaither	6-2	205	Gr.	Stockbridge, Ga. / Alcorn State
CB	16	Kamron Smith	6-0	195	Sr.	Bonaire, Ga. / Charleston Southern
	13	Jamari Cannon	5-10	158	Sr.	Lancaster, Calif. / Santa Barbara CC
SS	24	Edwin James	5-11	200	Gr.	Spring, Texas / Northern Iowa
	6	Jalen Nelson	6-1	185	So.	Flowood, Miss. / Northwest Rankin HS
FS	29	CJ Douglas	5-10	195	So.	Leeds, Ala. / Leeds HS
	9	Midnight Steward	6-1	202	Jr.	Daphne, Ala./Daphne HS
NKL	1	Dontae Pollard	5-10	185	Jr.	Pittsburgh, Pa. / Arkon
	27	Gumbo Gaskins	6-1	190	So.	Jonesboro, Ga./Vanderbilt
CB	4	Xavier Lainer	6-2	192	Jr.	Carrollton, Ala. / Tulsa
	2	Jalik Yancey	5-11	180	Jr.	Marietta, Ga. / NE Miss. CC

SPECIAL TEAMS

PK	87	Forrest Taylor	5-8	165	Jr.	Foley, Ala. / Coffeyville CC
	80	Wilson Beaverstock	6-0	210	Gr.	Mobile, Ala. / UAB
KO	80	Wilson Beaverstock	6-0	210	Gr.	Mobile, Ala. / UAB
	87	Forrest Taylor	5-8	165	Jr.	Foley, Ala. / Coffeyville CC
P	59	Will Thorley	6-3	215	So.	Torquay, Australia / Prokick Aus.
	80	Wilson Beaverstock	6-0	210	Gr.	Mobile, Ala. / UAB
H	59	Will Thorley	6-3	215	So.	Torquay, Australia / Prokick Australia
	6	Ben Levine	5-8	165	Fr.	Houston, Texas / Second Baptist HS
LS	61	Alex Applefield	5-10	208	Gr.	Dothan, Ala. / Houston Academy
	56	Aidan Barr	6-0	205	So.	West Palm Beach, Fla. / Cardinal Newman HS
KR	7	DJ Rias	5-9	190	Gr.	Phenix City, Ala. / Alabama
	15	Iaan Cousin	5-11	170	Gr.	Carrollton, Ga. / Kennesaw State
PR	7	DJ Rias	5-9	190	Gr.	Phenix City, Ala. / Alabama
	82	Jaylon Barden	5-11	180	Gr.	Macon, Ga./Georgia Southern

DEPTH CHART: FLORIDA



# CHUNK PLAYS, SCORING DRIVES & STARTERS

CHUNK PLAYS		
Opp.	Result	Yards
UWG (8/31)	Crittendon pass to Jenkins	68

SCORING PLAYS					Scoring Play
Opp. (Date)	Plays-Yds	TOP	Qtr		
UWG (8/31)	8-70	2:38	1		Crittendon 1-yard run
UWG (8/31)	10-70	4:18	2		Crittendon to Witherspoon 3-yard pass
UWG (8/31)	19-71	6:14	3		Crittendon 3-yard run
UWG (8/31)	1-68	00:13	3		Crittendon to Jenkins 68-yard pass

GAME-BY-GAME OFFENSIVE STARTERS											
Opponent (Date)	QB	RB	WR	WR	WR	WR/TE	LT	LG	C	RG	RT
at West Georgia (8/31)	Crittendon	Kelly	Mason	Rias	Cousin	Jenkins	Johnson	Noble	Frazier	Byrne	Brown
at Florida (9/7)											
Alabama State (9/14)											
at Furman (9/28)											
VMI (10/5)											
at ETSU (10/12)											
Mercer (10/19)											
at The Citadel (10/26)											
Wofford (11/2)											
Tennessee Tech (11/9)											
Chattanooga (11/16)											
Western Carolina (11/23)											

GAME-BY-GAME DEFENSIVE STARTERS											
Opponent (Date)	RUSH	NT	DT	DE	Will	Mike	CB	SS	FS	NKL	CB
at West Georgia (8/31)	Nurse	Mathiasen	Gilbert	Johnson	Mosley	Martin	Smith	Dearman	Douglas	Nelson	Lainer
at Florida (9/7)											
Alabama State (9/14)											
at Furman (9/28)											
VMI (10/5)											
at ETSU (10/12)											
Mercer (10/19)											
Wofford (11/2)											
Tennessee Tech (11/9)											
Chattanooga (11/16)											
Western Carolina (11/23)											





**SAMFORD UNIVERSITY NUMERICAL ROSTER**

#	NAME	POS	HT	WT	CL	HOMETOWN/PREVIOUS SCHOOL
0	David Coltrane	LB/S	6-2	220	Jr.	Alpharetta, Ga./Blessed Trinity HS
1	Ryan Oliver	QB	6-2	190	Fr.	Lake Oswego, Or./Lakeridge HS
1	Dontae Pollard	CB	5-10	185	Jr.	Pittsburgh, Pa./Arkon
2	Quincy Crittendon	QB	5-11	200	Jr.	Decatur, Ala./Austin HS
2	Jalik Yancey	CB	5-11	180	Jr.	Marietta, Ga./Northeast Mississippi CC
3	Caidan Maddux	CB	5-11	165	Fr.	Nashville, Tenn./Montgomery Bell Academy
3	E. Jai Mason	WR	6-1	205	Sr.	Jackson, Miss./N.W. Mississippi CC
4	Xavier Lanier	CB	6-2	192	Gr.	Carrollton, Ala./Tulsa
4	Nik Scalzo	QB	5-11	193	Gr.	Fort Lauderdale, Fla./Kentucky
5	Noah Martin	LB	6-2	232	Gr.	Chattanooga, Tenn./The Baylor School
6	Ben Levine	WR	5-8	165	Fr.	Houston, Texas/Second Baptist HS
6	Jalen Nelson	S	6-1	185	So.	Flowood, Miss./Northwest Rankin HS
7	Jim Coleman	QB	6-0	160	Fr.	Dublin, Ga./Trinity Christian HS
7	D.J. Rias	WR	5-9	190	Gr.	Phenix City, Ala./Alabama
8	Mack Howard	QB	6-2	189	Fr.	Columbus, Miss./Utah
8	Luke Wattenbarger	S	6-0	190	Jr.	Bakersfield, Calif./Bakersfield College
9	Midnight Steward	S	6-1	202	Jr.	Daphne, Ala./Daphne HS
9	Thomas Vaccaro	QB	6-1	202	Fr.	Nashville, Tenn./Christ Presbyterian Academy
10	Andrew Johnson	S	5-10	187	Jr.	Olive Branch, Miss./Copiah-Lincoln CC
10	Haden Klees	QB	6-1	180	Fr.	Crawfordville, Fla./Wakulla County HS
11	William Hold	CB	6-2	185	Fr.	Leander, Texas/Rouse HS
11	Rayl Vinson	WR	6-1	195	Jr.	Madison, Miss./Ole Miss
12	Brendan Jenkins	WR	6-1	200	So.	Hoschton, Ga./Mill Creek HS
12	Christian Roberts	TE	6-1	200	So.	Addison, Ala./Addison HS
13	Jamari Cannon	CB	5-10	158	Sr.	Lancaster, Calif./Santa Barbara CC
13	Logan Cross	QB	6-6	195	Fr.	Social Circle, Ga./Social Circle HS
14	Jackson Beatty	WR	5-11	175	Fr.	Mountain Brook, Ala./Mountain Brook HS
15	Clay Burdeshaw	S	6-2	185	Fr.	Homewood, Ala./Homewood HS
15	Iaan Cousin	WR	5-11	170	Gr.	Carrollton, Ga./Kennesaw State
16	Kamron Smith	CB	6-0	195	Sr.	Bonaire, Ga./Charleston Southern
17	James McGinn	QB	6-1	185	Fr.	Windermere, Fla./First Academy
17	Seth Parker	CB	5-10	175	Gr.	Hoover, Ala./Columbia
18	Stephen Martin	WR	6-5	210	Sr.	Orlando, Fla./UCF
19	Connor Masters	QB	5-9	170	Jr.	Louisville, Ky./Christian Academy of Louisville
20	Micah Kelly	RB	5-9	203	Gr.	Pascagoula, Miss./Toledo
21	Ethan Fisher	K	5-7	135	Fr.	Tallahassee, Fla./North Florida Christian HS
21	Carson Goold	WR	6-5	205	Jr.	Memphis, Tenn./Houston HS
22	Ken Cherry	RB	5-11	190	Fr.	Huntsville, Ala./Madison Academy
22	Xavier Nurse	DE	6-3	205	Gr.	Brooklyn, N.Y./Maine
23	Tucker Weber	CB	5-10	175	Fr.	Brentwood Tenn./Brentwood HS
23	Noah Young	WR	6-5	215	Sr.	Birmingham, Ala./North Alabama
24	Edwin Dearman	S	5-11	200	Gr.	Spring, Texas/Northern Iowa
24	Kobe Hughes	RB	5-10	182	Sr.	Birmingham, Ala./Birmingham-Southern
25	Jadon Loving	WR	5-10	160	Fr.	Trussville, Ala./Hewitt-Trussville HS
25	William Pruitt	S	6-2	185	Fr.	Atlanta, Ga./Marist School
26	Mitchell Owen	S	6-1	185	Sr.	Atlanta, Ga./Marist School
26	Colton Pace	WR	5-9	165	Fr.	Brentwood, Tenn./Ravenwood HS
27	Gumbo Gaskins	CB	6-1	190	So.	Jonesboro, Ga./Vanderbilt
27	Connor Pace	RB	5-9	184	Sr.	Brentwood, Tenn./Ravenwood HS
28	Jonathan Bennett	RB	5-10	180	Gr.	Birmingham, Ala./Alabama
29	C.J. Douglas	S	5-10	195	So.	Leeds, Ala./Leeds HS
30	Carson Sloan	LB	6-2	220	Fr.	Blackshear, Ga./Pierce County HS
30	Harrison Weathington	K	6-2	189	Jr.	Huntsville, Ala./Randolph School
31	Maddox McKim	LB	6-4	210	Fr.	Brentwood, Tenn./Brentwood HS
31	Damonta Witherspoon	RB	5-8	210	Sr.	East St. Louis, Ill./Murray State
32	Samuel Willoughby	WR	5-10	165	Gr.	Vestavia Hills, Ala./Alabama
33	Teddy Davenport	WR	5-10	175	Jr.	Alpharetta, Ga./UAB
33	Jaden Mosley	LB	6-2	208	Jr.	Mobile, Ala./Hutchinson CC
34	Mailk Gaither	LB	6-2	205	Gr.	Stockbridge, Ga./Alcorn State
35	Deuce Caldwell II	LB	6-0	230	Jr.	Mauldin, S.C./North Carolina
35	Nick Speros	WR	5-10	165	Jr.	Alpharetta, Ga./Mount Pisgah Christian School
36	Dayton Green	WR	5-11	176	Sr.	Madison, Ga./Birmingham-Southern
38	Emerson Russell	RB	5-6	160	Fr.	Chelsea, Ala./Chelsea HS
39	Gavin Morris	LB	6-1	215	So.	Cumming, Ga./South Forsyth HS
39	Ryan Skinner	RB	6-1	200	Fr.	Cullman, Ala./The Citadel
40	Wade White	S	6-1	200	Sr.	Prattville, Ala./Prattville HS
41	Jake Haynes	LB	6-2	225	Fr.	Hartselle, Ala./Hartselle HS
41	Iate Taylor	TE	6-0	228	Jr.	Nashville, Tenn./Lipscomb Academy
42	Jordan Russell	DE	6-0	225	Sr.	Birmingham, Ala./Georgia State
43	Daniel Bethel	K	6-1	195	Jr.	Clinton, Tenn./Tennessee
44	Corey Warren	DT	6-0	257	So.	Hoover, Ala./Georgia State
45	Jaden Daniels	WR	5-10	165	Fr.	Vestavia Hills, Ala./Vestavia Hills HS
45	Thomas Neville	LB	6-3	215	Gr.	Loganville, Ga./Dunwoody HS
46	Trustin Northington	S	6-1	190	Jr.	Bay St. Louis, Miss./Ole Miss
47	Daniel Valdes	WR	6-2	160	Fr.	Franklin, Tenn./Franklin Christian Academy
48	Nour Tayara	WR	6-0	190	Jr.	Pass Christian, Miss./St. Olaf (MN)
49	Vance Nicklaus	TE	6-5	240	Jr.	Duluth, Ga./Florida State
50	Darrian King	OL	6-3	295	Sr.	Oak Grove, Miss./East Mississippi CC
51	Jacob Gettman	K	6-0	160	Fr.	Daytona Beach, Fla./Mainland HS
52	Wesley Graham	OL	6-3	300	Fr.	Smiths Station, Ala./Glenwood HS
53	Kaden McKeown	LS	6-0	195	Fr.	Mableton, Ga./Whitefield Academy
54	Luke Byrne	OL	6-4	305	Gr.	Forsyth, Ga./Mary Persons HS
55	Johnny Johnson	DL	6-1	263	Gr.	St. Amant, La./St. Amant HS
56	Aidan Barr	LS	6-0	205	So.	West Palm Beach, Fla./Cardinal Newman HS
57	Cooper Frazier	OL	6-4	305	Gr.	Corinth, Miss./Corinth HS
58	Chris Noble	OL	6-4	287	Gr.	Brewton, Ala./UAB

**ALPHABETICAL ROSTER**

#	NAME	POS
61	Alex Applefield	LS
82	Jaylon Barden	WR
56	Aidan Barr	LS
14	Jackson Beatty	WR
80	Wilson Beaverstock	K
28	Jonathan Bennett	RB
43	Daniel Bethel	K
93	Daniel Bettis	TE
84	Preston Bird	WR
63	Zach Bond	OL
77	Zach Brown	OL
15	Clay Burdeshaw	S
54	Luke Byrne	OL
35	Deuce Caldwell II	LB
13	Jamari Cannon	CB
85	Wesley Carlock	WR
22	Ken Cherry	RB
7	Jim Coleman	QB
0	David Coltrane	LB/S
15	Iaan Cousin	WR
86	Nick Crayton	WR
2	Quincy Crittendon	QB
13	Logan Cross	QB
90	Conroy Cunningham II	DE
83	Thomas D'Armond	WR
45	Jaden Daniels	WR
33	Teddy Davenport	WR
24	Edwin Dearman	S
88	Joel Decoursey	TE
71	Carson Donovan	OL
29	C.J. Douglas	S
74	Tyler Douthit	OL
99	Tyler Durant	DL
21	Ethan Fisher	K
57	Cooper Frazier	OL
34	Mailk Gaither	LB
27	Gumbo Gaskins	CB
51	Jacob Gettman	K
94	Makhi Gilbert	DL
21	Carson Goold	WR
52	Wesley Graham	OL
36	Dayton Green	WR
79	Donovan Hawkins	OL
41	Jake Haynes	LB
11	William Hold	CB
8	Mack Howard	QB
24	Kobe Hughes	RB
97	Nick Jackson	DL
12	Brendan Jenkins	WR
10	Andrew Johnson	S
70	Brett Johnson	OL
78	Duncan Johnson	OL
55	Johnny Johnson	DL
20	Micah Kelly	RB
50	Darrian King	OL
10	Haden Klees	QB
4	Xavier Lanier	CB
6	Ben Levine	WR
72	Joshua Lovett	OL
25	Jadon Loving	WR
3	Caidan Maddux	CB
5	Noah Martin	LB
18	Stephen Martin	WR
3	E. Jai Mason	WR
19	Connor Masters	QB
98	Joshua Mathiasen	DL
17	James McGinn	QB
53	Kaden McKeown	LS
31	Maddox McKim	LB
89	Michael Mitchler	TE
39	Gavin Morris	LB
33	Jaden Mosley	LB
6	Jalen Nelson	S
45	Thomas Neville	LB
49	Vance Nicklaus	TE
58	Chris Noble	OL
46	Trustin Northington	S
22	Xavier Nurse	DE
69	J.P. Oliver	DL
1	Ryan Oliver	QB
26	Mitchell Owen	S
26	Colton Pace	WR
27	Connor Pace	RB
17	Seth Parker	CB
73	Justin Peritt	OL
1	Dontae Pollard	CB





59	Will Thorley	P	6-3	215	So.	Torquay, Australia/Prokick Australia
61	Alex Applefield	LS	5-10	208	Gr.	Dothan, Ala./Houston Academy
63	Zach Bond	OL	6-3	290	Sr.	McHenry, Miss./N.W. Mississippi CC
64	Noah Watts	OL	6-1	295	So.	Alabaster, Ala./Thompson HS
69	J.P. Oliver	DL	6-0	260	Jr.	Jackson, Tenn./Trinity Christian Academy
70	Brett Johnson	OL	6-4	290	Jr.	Maplesville, Ala./UAB
71	Carson Donovan	OL	6-2	255	Fr.	Calera, Ala./Evangel Christian
72	Joshua Lovett	OL	6-0	255	So.	Knoxville, Tenn./Birmingham-Southern
73	Justin Perriitt	OL	6-2	285	Jr.	Covington, La./Northlake Christian School
74	Tyler Douthit	OL	6-4	280	Fr.	Woodstock, Ga./Woodstock HS
75	Charlie Rickell	OL	6-4	252	So.	Dunwoody, Ga./Birmingham-Southern
76	Michael Snow	OL	6-5	240	Fr.	Pell City, Ala./Pell City HS
77	Zach Brown	OL	6-4	280	Sr.	Loretto, Tenn./Loretto HS
78	Duncan Johnson	OL	6-5	275	Fr.	Augusta, Ga./Aquinas HS
79	Donovan Hawkins	OL	6-1	310	Sr.	Pinson, Ala./Pinson Valley HS
80	Wilson Beaverstock	K	6-0	210	Gr.	Mobile, Ala./UAB
81	Jamall Thompson	DL	6-3	268	Jr.	Sarasota, Fla./Sarasota HS
82	Jaylon Barden	WR	5-11	180	Gr.	Macon, Ga./Georgia Southern
83	Thomas D'Armond	WR	6-0	195	So.	Baton Rouge, La./Episcopal HS
84	Preston Bird	WR	5-10	170	Fr.	Bonaire, Ga./Veterans HS
85	Wesley Carlock	WR	5-10	175	Jr.	Jackson, Tenn./University School of Jackson
86	Nick Crayton	WR	6-3	215	Fr.	Decatur, Ala./Austin HS
87	Forrest Taylor	K	5-8	165	Jr.	Foley, Ala./Coffeyville CC
88	Joel Decoursey	TE	6-4	230	Gr.	Zionsville, Ind./Vanderbilt
89	Michael Mitchler	TE	6-3	225	Jr.	Roswell, Ga./Blessed Trinity HS
90	Conroy Cunningham II	DE	6-3	235	Gr.	Melbourne, Fla./Bethune-Cookman
91	Jaylin Rainey	DL	6-2	275	Gr.	Memphis, Tenn./Dartmouth
93	Daniel Bettis	TE	6-1	250	Gr.	Tuskegee, Ala./Booker T. Washington HS
94	Makhi Gilbert	DL	6-3	290	So.	Phenix City, Ala./Central HS
95	Maxton Woodward	DL	6-2	336	Jr.	Philadelphia, Miss./Holmes CC
96	Nazir Sy	DL	6-3	300	Gr.	Caton, Ga./Northwestern State
97	Nick Jackson	DL	6-1	270	Gr.	Orlando, Fla./Winter Park HS
98	Joshua Mathiasen	DL	6-2	325	Sr.	Elmhurst, Ill./Olivet Nazarene
99	Tyler Durant	DL	6-3	270	Fr.	Daphne, Ala./Daphne HS

25	William Pruitt	S
91	Jaylin Rainey	DL
7	D.J. Rias	WR
75	Charlie Rickell	OL
12	Christian Roberts	TE
38	Emerson Russell	RB
42	Jordan Russell	DE
4	Nik Scalzo	QB
39	Ryan Skinner	RB
30	Carson Sloan	LB
16	Kamron Smith	CB
76	Michael Snow	OL
35	Nick Speros	WR
9	Midnight Steward	S
96	Nazir Sy	DL
48	Nour Tayara	WR
87	Forrest Taylor	K
41	Tate Taylor	TE
81	Jamall Thompson	DL
59	Will Thorley	P
9	Thomas Vaccaro	QB
47	Daniel Valdes	WR
11	Rayf Vinson	WR
44	Corey Warren	DT
8	Luke Wattenbarger	S
64	Noah Watts	OL
30	Harrison Weathington	K
23	Lucker Weber	CB
40	Wade White	S
32	Samuel Willoughby	WR
31	Damonta Witherspoon	RB
95	Maxton Woodward	DL
2	Jalik Yancey	CB
23	Noah Young	WR

## THE 2024 SAMFORD UNIVERSITY BULLDOGS







BOBBY BOWDEN FIELD AT PETE HANNA STADIUM

Bobby Bowden Field at Pete Hanna Stadium has been home to the Samford football team since 1958, one year after the campus was moved from East Lake to its present site. The field was officially dedicated to Bobby Bowden during the team's game against ETSU in 2021. The stadium was renamed as Pete Hanna Stadium at halftime of the team's contest with Furman in 2023.

The stadium was originally named F. Page Seibert, for the late Daytona Beach, Fla., businessman who donated money for the completion of the stadium in 1961 with the addition of stands on the west side. Originally, the stadium had the current gatehouse and seating on the east side. The stadium was renamed in 2023 for Samford alum and donor Pete Hanna.

Over the years, the stadium has seen some memorable football, including the Bobby Bowden era (1959-62), a one-loss season in 1971 and the Terry Bowden era, which ended with a 14-game Bulldogs winning streak in the stadium.

The first game was played Friday, Sept. 26, 1958, with Samford losing to Sewanee, 21-0. Bobby Bowden brought Samford (then known as Howard College) its first win at Seibert on Oct. 3, 1959, as the Bulldogs defeated the Tennessee Tech "B" team, 34-0. The first win against varsity competition came two weeks later when the Bulldogs defeated Millsaps, 26-0.

Pete Hanna Stadium has undergone numerous improvements during the past few years. In 2019, a brand new state-of-the-art video board was installed in the north end zone of the stadium. Before the 2009 season, the Cooney Family Field House was opened in the South end zone of the stadium. The facility includes locker rooms, training rooms, meeting rooms and coaches offices for Samford's football program. A second-level terrace overlooks Seibert Stadium. An unfinished third level provides for future university expansion. The facility was renamed the Sullivan-Cooney Family Field House in 2014, honoring former head coach Pat Sullivan and his wife, Jean.


In fall 2005, the original grass surface was replaced with an LSR Blade Synthetic Surface. The surface was replaced in 2013 with a Hybrid Mono/XP by Warner Athletic Construction.

The four-level Bashinsky Press Tower was completed before the 1989 season. This Georgian-Colonial structure contains complete facilities for print and electronic media on the third level, reserved seating for 51 guests on the second level, and a concession stand and restroom facilities on the ground floor. A partially covered film deck is located atop the facility, and an elevator serves all levels. The press tower was completely renovated prior to the 2021 season.

When the press tower was originally built, more than 200 theatre-type reserved seats were added in front of the press tower, bringing the seating capacity to 6,700. The seats were replaced in 2021 at the same time the press tower was renovated.

PETE HANNA STADIUM TOP CROWDS

DATE	OPPONENT	NOTE	W/L/T	SU	OPP	ATT
Oct. 29, 1994	Alcorn State	HC	T	45	45	11,189
Sept. 23, 2023	Chattanooga		L	24	47	10,870
Nov. 8, 2003	Jacksonville State		L	32	49	10,780
Oct. 11, 2008	#2 Appalachian State		L	24	35	10,670
Aug. 30, 2007	West Alabama		W	23	21	10,483
Aug. 31, 2006	Miles College		W	37	7	10,386
Oct. 25, 2003	Tennessee State	HC	L	24	29	10,360
Sept. 2, 1989	Jacksonville State		L	9	19	10,136
Oct. 13, 2012	#13 App. State	HC	L	25	28	9,712
Aug. 29, 2002	North Alabama		W	24	21	9,638
Aug. 28, 2004	West Alabama		W	34	20	9,542
Sept. 25, 2010	#1 Appalachian State		L	17	35	9,428
Sept. 30, 2017	#11 The Citadel		W	35	14	9,233
Sept. 4, 2003	West Alabama		W	44	28	9,228
Sept. 19, 2015	#10 Chattanooga		L	21	31	9,088
Sept. 11, 2004	Furman		L	10	45	9,053





RECORD VERSUS ALL OPPONENTS


OPP.	GMS	W	L	T	PCT	SU PTS	OPP PTS	1st GAME	LAST GAME
Abraham Baldwin	1	1	0	0	1.000	31	0	1931	1931
Acipco YMCA	1	1	0	0	1.000	31	0	1917	1917
Alabama	21	0	20	1	0.024	34	669	1906	1944
Alabama A&M	1	1	0	0	1.000	55	21	2019	2019
Ala. Informals	1	1	0	0	1.000	42	6	1943	1943
Ala. Presbyterian	5	5	0	0	1.000	91	6	1906	1916
<b>Alabama State</b>	<b>2</b>	<b>0</b>	<b>1</b>	<b>1</b>	<b>0.250</b>	<b>52</b>	<b>55</b>	<b>1990</b>	<b>1991</b>
UAB	1	1	0	0	1.000	49	3	1992	1992
Albertville Aggies	3	2	1	0	0.667	34	16	1912	1914
Alcorn State	6	4	1	1	0.750	141	125	1994	2002
Anderson (Ind.)	2	2	0	0	1.000	94	23	1986	1987
Appalachian State	8	2	6	0	0.250	202	247	1969	2013
Arkansas	1	0	1	0	0.000	21	31	2013	2013
Ark.-Monticello	6	3	3	0	0.500	136	135	1967	1995
Athens State	2	1	1	0	0.500	19	20	1948	1949
<b>Auburn</b>	<b>30</b>	<b>0</b>	<b>29</b>	<b>1</b>	<b>0.016</b>	<b>93</b>	<b>992</b>	<b>1903</b>	<b>2023</b>
Austin Peay	9	8	1	0	0.888	286	145	1990	2007
Baylor	2	0	2	0	0.000	26	98	2002	2005
Bethel (Tenn.)	2	2	0	0	1.000	81	13	1952	1994
Bethune-Cookman	2	2	0	0	1.000	69	23	1992	1993
Birmingham HS	1	0	1	0	0.000	0	11	1903	1903
Birmingham-So.	32	16	10	6	0.594	431	250	1906	1939
Blountsville Aggies	5	5	0	0	1.000	142	3	1910	1917
Bowdon (Ga.) College	1	1	0	0	1.000	22	7	1931	1931
Carson-Newman	17	6	11	0	0.353	217	317	1943	1972
Catawba (N.C.)	1	1	0	0	1.000	31	15	1990	1990
Central Arkansas	2	2	0	0	1.000	80	45	2015	2016
Central Florida	11	3	8	0	0.273	174	399	1985	2009
Centre (Ky.)	1	0	1	0	0.000	0	120	1920	1920
Charleston So.	2	2	0	0	1.000	67	42	2000	2001
<b>Chattanooga</b>	<b>48</b>	<b>11</b>	<b>34</b>	<b>3</b>	<b>0.260</b>	<b>644</b>	<b>1055</b>	<b>1906</b>	<b>2023</b>
<b>Citadel, The</b>	<b>17</b>	<b>10</b>	<b>7</b>	<b>0</b>	<b>0.588</b>	<b>522</b>	<b>375</b>	<b>1989</b>	<b>2023</b>
Clark-Atlanta	1	1	0	0	1.000	43	0	2015	2015
Clemson	3	0	3	0	0.000	0	97	1910	1912
Concord (W.Va.)	1	1	0	0	1.000	49	14	1990	1990
Concordia (Ala.)	1	1	0	0	1.000	55	0	2014	2014
Craig Field	1	1	0	0	1.000	14	7	1948	1948
Cumberland (Ky.)	1	1	0	0	1.000	28	23	1987	1987
Cumberland (Tenn.)	1	1	0	0	1.000	41	0	1929	1929
Dayton	2	0	2	0	0.000	19	105	1985	1986
Delaware	1	0	1	0	0.000	21	56	1992	1992
Delta State	11	7	4	0	0.636	192	173	1953	1971
Disque HS	1	0	1	0	0.000	0	14	1910	1910
Duquesne (Pa.)	2	1	1	0	0.500	22	20	1930	1931
East Carolina	2	0	2	0	0.000	30	66	1964	1965
<b>E. Tennessee State</b>	<b>11</b>	<b>8</b>	<b>3</b>	<b>0</b>	<b>0.727</b>	<b>366</b>	<b>260</b>	<b>1989</b>	<b>2023</b>
Eastern Kentucky	9	1	8	0	0.111	173	278	1992	2007
Eastern Illinois	5	1	4	0	0.200	75	142	2003	2007
Edward Waters	1	1	0	0	1.000	60	7	2005	2005
Elon (N.C.)	12	5	7	0	0.417	296	356	1973	2013
Emory & Henry	5	1	4	0	0.200	130	174	1937	1988
All-Collegians	1	1	0	0	1.000	22	0	1906	1906
Faulkner	1	1	0	0	1.000	62	0	2008	2008
Fayetteville State	1	1	0	0	1.000	37	10	1990	1990
Ferrum	1	1	0	0	1.000	63	42	1987	1987
<b>Florida</b>	<b>3</b>	<b>0</b>	<b>3</b>	<b>0</b>	<b>0.000</b>	<b>52</b>	<b>161</b>	<b>1921</b>	<b>2021</b>
Florida A&M	2	2	0	0	1.000	85	41	2013	2015
Florida Southern	1	1	0	0	1.000	6	0	1931	1931
Florida State	3	0	3	0	0.000	38	115	1950	2018
<b>Furman</b>	<b>26</b>	<b>12</b>	<b>14</b>	<b>0</b>	<b>0.462</b>	<b>637</b>	<b>687</b>	<b>1961</b>	<b>2023</b>
Gardner-Webb	8	6	2	0	0.750	237	173	1970	2012
Georgetown (Ky.)	5	5	0	0	1.000	199	26	1909	1968
Georgia	3	0	3	0	0.000	14	114	1943	2022
Georgia Southern	9	4	5	0	0.444	207	272	1988	2013
Georgia State	1	1	0	0	1.000	31	21	2013	2013
Ga. Southwestern	3	1	2	0	0.333	47	104	1984	1987
Georgia Tech	8	0	8	0	0.000	27	302	1903	2007
Glenville State	1	1	0	0	1.000	20	14	1993	1993
Gordon (Ga.) Coll.	2	1	1	0	0.500	52	31	1907	1959
Guilford College	3	3	0	0	1.000	81	30	1966	1973
Hamilton Aggies	4	3	0	1	0.875	105	7	1914	1919
Hampden-Sydney	4	1	3	0	0.250	84	100	1984	1987
Harding	2	2	0	0	1.000	69	22	1973	1991
Havana (Cuba.)	1	1	0	0	1.000	20	6	1927	1927
Henderson (Ark.) State	1	1	0	0	1.000	27	21	1972	1972
Jacksonville	1	1	0	0	1.000	27	0	2009	2009
Jacksonville State	46	21	23	2	0.478	800	903	1905	2013
Jacksonville State B	2	2	0	0	1.000	35	25	1948	1948
James Madison	1	1	0	0	1.000	24	21	1991	1991
Kennesaw State	4	2	2	0	0.500	82	92	2017	2022
Kentucky	0	0	1	0	0.000	3	34	2012	2012
Knoxville College	1	1	0	0	1.000	28	13	1996	1996
Liberty	4	2	2	0	0.500	76	108	1990	2000
Livingston B's	2	0	2	0	0.000	6	42	1948	1948
Loras (Iowa)	1	1	0	0	1.000	23	7	1985	1985
Louisiana College	6	5	1	0	0.833	123	40	1962	1968

RECORD VERSUS ALL OPPONENTS

OPP.	GMS	W	L	T	PCT	PTS	PTS	GAME	GAME
Louisiana-Monroe	2	2	0	0	1.000	33	24	1963	1964
Louisiana Tech	2	1	1	0	0.500	59	38	1928	1945
Louisville	1	0	1	0	0.000	3	45	2015	2015
Loyola-N. Orleans	5	2	2	1	0.500	42	37	1927	1936
LSU	1	0	1	0	0.000	0	57	1907	1907
Marion Institute	23	16	6	1	0.717	480	287	1902	1949
Mars Hill	3	3	0	0	1.000	122	47	1973	2016
Maryville (Tenn.)	10	6	3	1	0.650	212	120	1930	1987
McNeese State	4	0	4	0	0.000	34	105	1962	1989
Memphis Navy	6	2	4	0	0.333	105	61	1954	1961
<b>Mercer</b>	<b>30</b>	<b>15</b>	<b>14</b>	<b>1</b>	<b>0.516</b>	<b>507</b>	<b>519</b>	<b>1907</b>	<b>2023</b>
National University of Mexico	4	2	2	0	0.500	85	68	1954	1963
Miami (Fla.)	5	3	2	0	0.600	83	26	1927	1941
Miles College	3	3	0	0	1.000	102	25	1988	2009
Millsaps	32	14	16	2	0.469	574	400	1920	1987
Mississippi	3	1	2	0	0.333	23	66	1932	2008
Miss. College	40	14	22	4	0.400	569	539	1912	1994
Mississippi State	19	1	17	1	0.079	72	655	1902	2016
Morehead State	4	3	1	0	0.750	123	88	1988	1991
Morgan School	2	1	0	1	0.750	13	0	1919	1920
Morgan State	3	3	0	0	1.000	88	70	1994	1998
Morris Brown	1	1	0	0	1.000	20	7	2002	2002
Murray State	11	6	5	0	0.545	212	233	1935	2006
New Hampshire	1	1	0	0	1.000	29	13	1991	1991
Newberry College	5	3	1	1	0.700	129	105	1970	2010
Nicholls State	12	5	7	0	0.417	220	258	1988	2002
North Alabama	13	5	6	2	0.462	210	259	1913	2002
North Dakota	1	0	1	0	0.000	7	39	1932	1932
North Dakota State	1	0	1	0	0.000	9	27	2022	2022
North Texas	1	0	1	0	0.000	6	41	2000	2000
N.W. State (La.)	1	1	0	0	1.000	19	7	2010	2010
Oglethorpe	5	2	2	1	0.500	50	45	1924	1934
Ohio Wesleyan	1	1	0	0	1.000	20	10	1971	1971
Pensacola Navy	3	1	1	1	0.500	39	42	1964	1970
Presbyterian (S.C.)	3	3	0	0	1.000	89	43	1933	2007
Rhodes	24	16	6	2	0.708	353	233	1906	1986
Rollins	2	1	1	0	0.500	7	28	1925	1941
Salem (W.Va.)	1	0	1	0	0.000	9	82	1984	1984
San Diego State	1	0	1	0	0.000	17	37	2003	2003
Sewanee	17	8	7	2	0.529	276	237	1917	1986
Shorter	2	2	0	0	1.000	135	23	2018	2023
S.E. Missouri	8	5	3	0	0.625	279	225	1991	2007
S.E. Louisiana	4	2	2	0	0.500	95	89	1963	2022
So. Mississippi	1	0	1	0	0.000	16	59	1994	1994
Southern Univ.	4	2	1	1	0.625	34	5	1910	1916
S.W. Missouri State	1	0	1	0	0.000	14	42	1993	1993
S.W. Louisiana	2	0	2	0	0.000	3	13	1965	1966
Spring Hill	20	10	8	2	0.550	290	158	1914	1941
Stephen F. Austin	2	0	2	0	0.000	24	74	1995	1996
Stetson	3	3	0	0	1.000	54	19	1928	1935
Stillman	2	2	0	0	1.000	100	6	2011	2014
Tampa	2	1	0	1	0.750	22	19	1933	1941
Tennessee	2	0	2	0	0.000	6	45	1910	1941
Tennessee-Martin	21	16	4	1	0.785	575	370	1958	2023
Tennessee State	5	2	3	0	0.400	132	143	2003	2007
<b>Tennessee Tech</b>	<b>25</b>	<b>14</b>	<b>11</b>	<b>0</b>	<b>0.560</b>	<b>625</b>	<b>619</b>	<b>1934</b>	<b>2022</b>
Tenn. Tech B's	2	1	1	0	0.500	52	22	1958	1959
Tenn. Wesleyan	3	1	2	0	0.333	85	57	1956	1987
Texas Christian	1	0	1	0	0.000	14	48	2014	2014
Troy State	23	9	14	0	0.391	553	577	1935	1998
Troy State B's	1	1	0	0	1.000	13	6	1948	1948
Tulane	5	0	4	1	0.100	3	90	1906	1915
Union (Tenn.)	7	5	1	1	0.786	201	32	1922	1952
University HS	2	2	0	0	1.000	16	0	1902	1903
Vanderbilt	2	0	2	0	0.000	0	96	1917	1923
<b>VMI</b>	<b>11</b>	<b>8</b>	<b>3</b>	<b>0</b>	<b>.727</b>	<b>506</b>	<b>272</b>	<b>2001</b>	<b>2023</b>
Washington & Lee	1	0	1	0	0.000	28	49	1984	1984
West Alabama	18	11	6	1	0.638	464	351	1956	2017
<b>West Georgia</b>	<b>6</b>	<b>3</b>	<b>3</b>	<b>0</b>	<b>0.500</b>	<b>142</b>	<b>134</b>	<b>1984</b>	<b>2024</b>
<b>Western Carolina</b>	<b>21</b>	<b>17</b>	<b>4</b>	<b>0</b>	<b>0.809</b>	<b>697</b>	<b>448</b>	<b>1969</b>	<b>2023</b>
Western Kentucky	7	3	3	1	0.500	53	52	1934	1950
Wetumpka Aggies	1	0	0	1	0.500	6	6	1905	1905
William & Mary	1	1	0	0	1.000	35	13	1991	1991
Wingate	2	1	1	0	0.500	75	81	1986	1987
<b>Wofford</b>	<b>21</b>	<b>16</b>	<b>5</b>	<b>0</b>	<b>0.762</b>	<b>519</b>	<b>451</b>	<b>1949</b>	<b>2023</b>
Youngstown State	5	0	5	0	0.000	82	154	1991	2019
<b>Totals</b>	<b>1029</b>	<b>494</b>	<b>488</b>	<b>47</b>	<b>0.480</b>	<b>19,669</b>	<b>20,332</b>		







**SAMFORD** (0-1)

**WEST GEORGIA** (1-0)

29

38

SATURDAY, AUG. 31, 2024 - UNIVERSITY STADIUM - CARROLLTON, GA.  
ATTENDANCE: 4,329 | TV: ESPN+

SCORE BY QUARTERS	1	2	3	4	FINAL
Samford	7	7	15	0	29
West Georgia	14	12	0	12	38

SCORING SUMMARY

1st	13:49	UWG - Belcher,Chase 3 yd run (Gagnon,Chance kick), 3 plays, 75 yards, TOP 01:11
	11:04	SAM - Crittendon,Quincy 1 yd run (Taylor,Forrest kick), 8 plays, 70 yards, TOP 02:38
	04:41	UWG - Dickerson,Bryson 29 yd pass from Wydner,Davin (Gagnon,Chance kick) 13 plays, 75 yards, TOP 06:23
2nd	13:08	UWG - Gagnon,Chance 49 yd field goal 9 plays, 29 yards, TOP 04:25
	08:43	SAM - Witherspoon,Damonta 3 yd pass from Crittendon,Quincy (Taylor,Forrest kick) 10 plays, 70 yards, TOP 04:18
	02:18	UWG - Gagnon,Chance 28 yd field goal 15 plays, 66 yards, TOP 06:19
	00:00	UWG - Gary,Dylan 44 yd pass from Wydner,Davin ( ) 5 plays, 70 yards, TOP 00:49
3rd	08:41	SAM - Crittendon,Quincy 3 yd run (Taylor,Forrest kick), 19 plays, 71 yards, TOP 06:14
	05:54	SAM - Jenkins,Brendan 68 yd pass from Crittendon,Quincy (Mason,E. Jai rush) 1 plays, 68 yards, TOP 00:13
4th	13:40	UWG - Belcher,Chase 4 yd run ( ), 7 plays, 30 yards, TOP 02:26
	08:18	UWG - Wydner,Davin 21 yd run ( ), 8 plays, 87 yards, TOP 03:45

STATISTICS	SAM	UWG
FIRST DOWNS	25	24
RUSHES-YARDS (NET)	37-163	45-185
PASSING YDS (NET)	302	271
Passes Att-Comp-Int	24-42-1	24-35-0
TOTAL OFFENSE PLAYS-YARDS	79-465	80-456
Fumble Returns-Yards	0-0	0-0
Punt Returns-Yards	1-1	1-21
Kickoff Returns-Yards	1-180	3-65
Interception Returns-Yards	0-0	1-30
Punts (Number-Avg)	4-38	5-41.4
Fumbles-Lost	3-1	0-0
Penalties-Yards	3-35	6-46
Possession Time	25:01	34:59
Third-Down Conversions	6 of 15	8 of 16
Fourth-Down Conversions	4 of 4	1 of 1
Red-Zone Scores-Chances	3-4	3-3
Sacks By: Number-Yards	2-22	1-1





# 2024-25 Samford Football Combined Team Statistics All games

Page 1/3  
as of Sep 04, 2024

## Team Results

Date	Opponent		Score	Att.
08/31/2024	at West Ga.	L	29-38	4329

## Rushing

Player	gp	att	gain	loss	net	avg	td	lg	avg/g
Quincy Crittendon	1	19	99	9	90	4.7	2	17	90.0
Micah Kelly	1	10	42	2	40	4.0	0	19	40.0
Damonta Witherspoon	1	8	28	0	28	3.5	0	11	28.0
<b>Total</b>	<b>1</b>	<b>37</b>	<b>169</b>	<b>11</b>	<b>158</b>	<b>4.3</b>	<b>2</b>	<b>19</b>	<b>158.0</b>
<b>Opponents</b>	<b>1</b>	<b>45</b>	<b>212</b>	<b>27</b>	<b>185</b>	<b>4.1</b>	<b>3</b>	<b>22</b>	<b>185.0</b>

## Passing

Player	gp	effic	comp-att-int	pct	yds	td	lg	avg/g
Quincy Crittendon	1	132.7	24-41-1	58.5	307	2	68	307.0
Team	1	0.0	0-1-0	0.0	0	0	0	0.0
<b>Total</b>	<b>1</b>	<b>129.5</b>	<b>24-42-1</b>	<b>57.1</b>	<b>307</b>	<b>2</b>	<b>68</b>	<b>307.0</b>
<b>Opponents</b>	<b>1</b>	<b>152.5</b>	<b>24-35-0</b>	<b>68.6</b>	<b>271</b>	<b>2</b>	<b>71</b>	<b>271.0</b>

## Receiving

Player	gp	no.	yds	avg	td	lg	avg/g
Iaan Cousin	1	5	77	15.4	0	34	77.0
DJ Rias	1	4	39	9.8	0	27	39.0
Brendan Jenkins	1	4	86	21.5	1	68	86.0
E. Jai Mason	1	3	43	14.3	0	17	43.0
Damonta Witherspoon	1	2	10	5.0	1	7	10.0
Teddy Davenport	1	2	6	3.0	0	6	6.0
Micah Kelly	1	1	18	18.0	0	18	18.0
Stephen Martin	1	1	5	5.0	0	5	5.0
Ken Cherry	1	1	9	9.0	0	9	9.0
Preston Bird	1	1	14	14.0	0	14	14.0
<b>Total</b>	<b>1</b>	<b>24</b>	<b>307</b>	<b>12.8</b>	<b>2</b>	<b>68</b>	<b>307.0</b>
<b>Opponents</b>	<b>1</b>	<b>24</b>	<b>271</b>	<b>11.3</b>	<b>2</b>	<b>71</b>	<b>271.0</b>

## Game Records

Record	Overall	Home	Away	Neutral
ALL GAMES	0-1	0-0	0-1	0-0
CONFERENCE	0-0	0-0	0-0	0-0
NON-CONFERENCE	0-1	0-0	0-1	0-0

## Team Statistics

	SU	OPP
<b>First Downs</b>	<b>25</b>	<b>24</b>
Rushing	11	13
Passing	13	9
Penalty	1	2
<b>Rushing Yardage</b>	<b>158</b>	<b>185</b>
Rushing attempts	37	45
Average per rush	4.3	4.1
Average per game	158.0	185.0
TDs Rushing	2	3
<b>Passing Yardage</b>	<b>307</b>	<b>271</b>
Comp-Att-Int	24-42-1	24-35-0
Average per pass	7.3	7.7
Average per catch	12.8	11.3
Average per game	307.0	271.0
TDs Passing	2	2
<b>Total offense</b>	<b>465</b>	<b>456</b>
Average per play	5.9	5.7
Average per game	465.0	456.0
<b>Kick returns: #-Yards</b>	<b>7-180</b>	<b>3-65</b>
<b>Punt returns: #-Yards</b>	<b>1-1</b>	<b>1-21</b>
<b>Int returns: #-Yards</b>	<b>0-0</b>	<b>1-30</b>
<b>Fumbles-Lost</b>	<b>3-1</b>	<b>0-0</b>
<b>Penalties-Yards</b>	<b>3-35</b>	<b>6-46</b>
<b>Punts-Avg</b>	<b>4-38.0</b>	<b>5-41.4</b>
<b>Time of possession / game</b>	<b>25:01</b>	<b>34:59</b>
<b>3rd-down conversion</b>	<b>6/15</b>	<b>8/16</b>
<b>4rd-down conversion</b>	<b>4/4</b>	<b>1/1</b>
<b>PAT-attempts</b>	<b>(3-3) 100%</b>	<b>(2-5) 40%</b>
<b>2-point conversion-attempts</b>	<b>(1-1) 100%</b>	<b>(0-0) 0%</b>

## Interceptions

Player	no.	yds	avg	td	lg
<b>Total</b>	<b>0</b>	<b>0</b>	<b>0.0</b>	<b>0</b>	<b>0</b>
<b>Opponents</b>	<b>1</b>	<b>30</b>	<b>30.0</b>	<b>0</b>	<b>30</b>





2024-25 Samford Football  
Combined Team Statistics  
All games

Page 2/3  
as of Sep 04, 2024

### Field Goals

Player	fg	pct.	01-19	20-29	30-39	40-49	50-99	lg	blk
Forrest Taylor	0-1	0.0	0-0	0-0	0-0	0-1	0-0	0	1
Opponents	2-2	100.0	0-0	1-1	0-0	1-1	0-0	49	0

### Scoring

			PAT						
Player	td	fg	kick	rush	rcv	pass	dxp	saf	pts
Quincy Crittendon	2	-	-	-	-	-	-	-	12
Damonta Witherspoon	1	-	-	-	-	-	-	-	6
Brendan Jenkins	1	-	-	-	-	-	-	-	6
Forrest Taylor	-	0-1	3-3	-	-	-	-	-	3
E. Jai Mason	-	-	-	1	-	-	-	-	2
Total	4	0-1	3-3	1	0	0	0	0	29
Opponents	5	2-2	2-5	0	0	0	0	0	38

### Score by Periods

Team	1st	2nd	3rd	4th	OT	TOT
Samford	7	7	15	0	0	29
Opponents	14	12	0	12	0	38

### Punting

Player	no.	yds	avg	lg	tb	fc	i20	50+	blk
Will Thorley	4	152	38.0	43	0	2	2	0	0
Total	4	152	38.0	43	0	2	2	0	0
Opponents	5	207	41.4	43	0	2	2	0	0

### Punt Returns

Player	no.	yds	avg	td	lg
DJ Rias	1	1	1.0	0	1
Total	1	1	1.0	0	1
Opponents	1	21	21.0	0	21

### Kick Returns

Player	no.	yds	avg	td	lg
DJ Rias	4	107	26.8	0	30
Iaan Cousin	2	58	29.0	0	33
Daniel Bettis	1	15	15.0	0	15
Total	7	180	25.7	0	33
Opponents	3	65	21.7	0	27

### All Purpose

Player	g	rush	rcv	pr	kr	ir	total	avg/g
DJ Rias	1	0	39	1	107	0	147	147.0
Iaan Cousin	1	0	77	0	58	0	135	135.0
Quincy Crittendon	1	90	0	0	0	0	90	90.0
Brendan Jenkins	1	0	86	0	0	0	86	86.0
Micah Kelly	1	40	18	0	0	0	58	58.0
E. Jai Mason	1	0	43	0	0	0	43	43.0
Damonta Witherspoon	1	28	10	0	0	0	38	38.0
Daniel Bettis	1	0	0	0	15	0	15	15.0
Preston Bird	1	0	14	0	0	0	14	14.0
Ken Cherry	1	0	9	0	0	0	9	9.0
Teddy Davenport	1	0	6	0	0	0	6	6.0
Stephen Martin	1	0	5	0	0	0	5	5.0
Total	1	158	307	1	180	0	646	646.0
Opponents	1	185	271	21	65	30	572	572.0

### Total Offense

Player	g	plays	rush	pass	total	avg/g
Quincy Crittendon	1	60	90	307	397	397.0
Micah Kelly	1	10	40	0	40	40.0
Damonta Witherspoon	1	8	28	0	28	28.0
Total	1	79	158	307	465	465.0
Opponents	1	80	185	271	456	456.0



2024-25 Samford Football  
Combined Team Statistics  
All games

Page 3/3  
as of Sep 04, 2024

Team Defense

			Tackles				Sacks	Pass defense			Fumbles		blkd	
##	Player	gp	ua	a	tot	tfl/yds	no-yds	int-yds	brup	qbh	fr-yds	ff	kick	saf
5	Noah Martin	1	8	3	11	.	.	.	.	.	.	.	.	.
33	Jaden Mosley	1	6	4	10	1.5-9	1-8	.	.	.	.	.	.	.
29	C.J. Douglas	1	4	4	8	1-2	.	.	.	.	.	.	.	.
24	Edwin Dearman	1	5	1	6	.	.	.	.	1	.	.	.	.
6	Jalen Nelson	1	3	2	5	.	.	.	.	.	.	.	.	.
16	Kamron Smith	1	4	.	4	.	.	.	1	.	.	.	1	.
81	Jamall Thompson	1	2	2	4	1-2	.	.	.	.	.	.	.	.
1	Dontae Pollard	1	2	2	4	.	.	.	.	.	.	.	.	.
22	Xavier Nurse	1	2	1	3	0.5-0	.	.	.	.	.	.	.	.
45	Thomas Neville	1	2	1	3	1-14	1-14	.	.	.	.	.	.	.
9	Midnight Steward	1	3	.	3	.	.	.	.	.	.	.	.	.
39	Gavin Morris	1	2	1	3	.	.	.	.	.	.	.	.	.
98	Joshua Mathiasen	1	2	1	3	1-4	.	.	.	.	.	.	.	.
94	Makhi Gilbert	1	2	.	2	.	.	.	.	.	.	.	.	.
2	Jalik Yancey	1	1	1	2	.	.	.	1	.	.	.	.	.
96	Nazir Sy	1	1	.	1	.	.	.	.	1	.	.	.	.
11	Rayf Vinson	1	1	.	1	.	.	.	.	.	.	.	.	.
0	David Coltrane	1	1	.	1	.	.	.	.	.	.	.	.	.
46	Trustin Northington	1	.	1	1	.	.	.	.	.	.	.	.	.
55	Johnny Johnson	1	.	.	.	.	.	.	.	1	.	.	.	.
87	Forrest Taylor	1	.	.	.	.	.	.	.	.	.	.	.	.
Totals		1	51	24	75	6-31	2-22	0-0	2	3	0-0	0	1	0
Opponents		1	55	6	61	6-18	1-6	1-30	6	3	1-0	2	1	0





2024-25 Samford Football  
Overall Team Statistics  
All games

Page 1/2  
as of Sep 04, 2024

Team Statistics

	SU	OPP
<b>Scoring</b>	<b>29</b>	<b>38</b>
Points per game	29.0	38.0
Points Off Turnovers	0	12
<b>First Downs</b>	<b>25</b>	<b>24</b>
Rushing	11	13
Passing	13	9
Penalty	1	2
<b>Rushing Yardage</b>	<b>158</b>	<b>185</b>
Yards gained rushing	169	212
Yards lost rushing	11	27
Rushing attempts	37	45
Average per rush	4.3	4.1
Average per game	158.0	185.0
TDs Rushing	2	3
<b>Passing Yardage</b>	<b>307</b>	<b>271</b>
Comp-Att-Int	24-42-1	24-35-0
Average per pass	7.3	7.7
Average per catch	12.8	11.3
Average per game	307.0	271.0
TDs Passing	2	2
<b>Total offense</b>	<b>465</b>	<b>456</b>
Total plays	79	80
Average per play	5.9	5.7
Average per game	465.0	456.0
<b>Kick returns: #-Yards</b>	<b>7-180</b>	<b>3-65</b>
<b>Punt returns: #-Yards</b>	<b>1-1</b>	<b>1-21</b>
<b>Int returns: #-Yards</b>	<b>0-0</b>	<b>1-30</b>
<b>Kick return average</b>	<b>25.7</b>	<b>21.7</b>
<b>Punt return average</b>	<b>1.0</b>	<b>21.0</b>
<b>Int return average</b>	<b>0.0</b>	<b>30.0</b>
<b>Fumbles-Lost</b>	<b>3-1</b>	<b>0-0</b>
<b>Penalties-Yards</b>	<b>3-35</b>	<b>6-46</b>
Average per game	35.0	46.0
<b>Punts-Yards</b>	<b>4-152</b>	<b>5-207</b>
Average per punt	38.0	41.4
Net punt average	32.8	41.2
<b>Kickoffs-Yards</b>	<b>5-305</b>	<b>9-467</b>
Average per kick	61.0	51.9
Net kick average	38.0	24.7
<b>Time of possession / game</b>	<b>25:01</b>	<b>34:59</b>
<b>3rd-down conversion</b>	<b>6/15</b>	<b>8/16</b>
3rd-down pct	40%	50%
<b>4rd-down conversion</b>	<b>4/4</b>	<b>1/1</b>



2024-25 Samford Football  
Overall Team Statistics  
All games

Page 2/2  
as of Sep 04, 2024

	SU	OPP
4rd-down pct	100%	100%
<b>Sacks by-Yards</b>	<b>2-22</b>	<b>1-6</b>
<b>Misc Yards</b>	<b>0</b>	<b>0</b>
<b>Touchdowns scored</b>	<b>4</b>	<b>5</b>
<b>Field goals - attempts</b>	<b>0-1</b>	<b>2-2</b>
<b>On-Side kicks</b>	<b>0-0</b>	<b>0-0</b>
<b>Red-zone scores</b>	<b>(3-4) 75%</b>	<b>(3-3) 100%</b>
<b>Red-zone touchdowns</b>	<b>(3-4) 75%</b>	<b>(2-3) 67%</b>
<b>PAT-attempts</b>	<b>(3-3) 100%</b>	<b>(2-5) 40%</b>
<b>2-point conversion-attempts</b>	<b>(1-1) 100%</b>	<b>(0-0) 0%</b>
<b>Attendance</b>	<b>0</b>	<b>4329</b>
Games / Avg per game	0/0	1/4329
Neutral site games	-	0/0

Score by Periods

Team	1st	2nd	3rd	4th	OT	TOT
Samford	7	7	15	0	0	29
Opponents	14	12	0	12	0	38





# 2024-25 Samford Football Individual Statistics All games

Page 1/2  
as of Sep 04, 2024

## Rushing

Player	gp	att	gain	loss	net	avg	td	lg	avg/g
Quincy Crittendon	1	19	99	9	90	4.7	2	17	90.0
Micah Kelly	1	10	42	2	40	4.0	0	19	40.0
Damonta Witherspoon	1	8	28	0	28	3.5	0	11	28.0
<b>Total</b>	<b>1</b>	<b>37</b>	<b>169</b>	<b>11</b>	<b>158</b>	<b>4.3</b>	<b>2</b>	<b>19</b>	<b>158.0</b>
<b>Opponents</b>	<b>1</b>	<b>45</b>	<b>212</b>	<b>27</b>	<b>185</b>	<b>4.1</b>	<b>3</b>	<b>22</b>	<b>185.0</b>

## Passing

Player	gp	effic	comp-att-int	pct	yds	td	lg	avg/g
Quincy Crittendon	1	132.7	24-41-1	58.5	307	2	68	307.0
Team	1	0.0	0-1-0	0.0	0	0	0	0.0
<b>Total</b>	<b>1</b>	<b>129.5</b>	<b>24-42-1</b>	<b>57.1</b>	<b>307</b>	<b>2</b>	<b>68</b>	<b>307.0</b>
<b>Opponents</b>	<b>1</b>	<b>152.5</b>	<b>24-35-0</b>	<b>68.6</b>	<b>271</b>	<b>2</b>	<b>71</b>	<b>271.0</b>

## Receiving

Player	gp	no.	yds	avg	td	lg	avg/g
Iaan Cousin	1	5	77	15.4	0	34	77.0
DJ Rias	1	4	39	9.8	0	27	39.0
Brendan Jenkins	1	4	86	21.5	1	68	86.0
E. Jai Mason	1	3	43	14.3	0	17	43.0
Damonta Witherspoon	1	2	10	5.0	1	7	10.0
Teddy Davenport	1	2	6	3.0	0	6	6.0
Micah Kelly	1	1	18	18.0	0	18	18.0
Stephen Martin	1	1	5	5.0	0	5	5.0
Ken Cherry	1	1	9	9.0	0	9	9.0
Preston Bird	1	1	14	14.0	0	14	14.0
<b>Total</b>	<b>1</b>	<b>24</b>	<b>307</b>	<b>12.8</b>	<b>2</b>	<b>68</b>	<b>307.0</b>
<b>Opponents</b>	<b>1</b>	<b>24</b>	<b>271</b>	<b>11.3</b>	<b>2</b>	<b>71</b>	<b>271.0</b>

## Scoring

Player			PAT						pts
	td	fg	kick	rush	rcv	pass	dxp	saf	
Quincy Crittendon	2	-	-	-	-	-	-	-	12
Damonta Witherspoon	1	-	-	-	-	-	-	-	6
Brendan Jenkins	1	-	-	-	-	-	-	-	6
Forrest Taylor	-	0-1	3-3	-	-	-	-	-	3
E. Jai Mason	-	-	-	1	-	-	-	-	2
<b>Total</b>	<b>4</b>	<b>0-1</b>	<b>3-3</b>	<b>1</b>	<b>0</b>	<b>0</b>	<b>0</b>	<b>0</b>	<b>29</b>
<b>Opponents</b>	<b>5</b>	<b>2-2</b>	<b>2-5</b>	<b>0</b>	<b>0</b>	<b>0</b>	<b>0</b>	<b>0</b>	<b>38</b>

## Field Goals

Player	fg	pct.	01-19	20-29	30-39	40-49	50-99	lg	blk
Forrest Taylor	0-1	0.0	0-0	0-0	0-0	0-1	0-0	0	1
<b>Opponents</b>	<b>2-2</b>	<b>100.0</b>	<b>0-0</b>	<b>1-1</b>	<b>0-0</b>	<b>1-1</b>	<b>0-0</b>	<b>49</b>	<b>0</b>

## FG Sequence

Team Name	Samford	Opponents
West Ga.	45	(49),(28)

Numbers in (parentheses) indicate field goal was made

## Punt Returns

Player	no.	yds	avg	td	lg
DJ Rias	1	1	1.0	0	1
<b>Total</b>	<b>1</b>	<b>1</b>	<b>1.0</b>	<b>0</b>	<b>1</b>
<b>Opponents</b>	<b>1</b>	<b>21</b>	<b>21.0</b>	<b>0</b>	<b>21</b>

## Interceptions

Player	no.	yds	avg	td	lg
<b>Total</b>	<b>0</b>	<b>0</b>	<b>0.0</b>	<b>0</b>	<b>0</b>
<b>Opponents</b>	<b>1</b>	<b>30</b>	<b>30.0</b>	<b>0</b>	<b>30</b>

## Kick Returns

Player	no.	yds	avg	td	lg
DJ Rias	4	107	26.8	0	30
Iaan Cousin	2	58	29.0	0	33
Daniel Bettis	1	15	15.0	0	15
<b>Total</b>	<b>7</b>	<b>180</b>	<b>25.7</b>	<b>0</b>	<b>33</b>
<b>Opponents</b>	<b>3</b>	<b>65</b>	<b>21.7</b>	<b>0</b>	<b>27</b>

## Fumble Returns

Player	no.	yds	avg	td	lg
<b>Total</b>	<b>0</b>	<b>0</b>	<b>0.0</b>	<b>0</b>	<b>0</b>
<b>Opponents</b>	<b>1</b>	<b>0</b>	<b>0.0</b>	<b>0</b>	<b>0</b>

## Total Offense

Player	g	plays	rush	pass	total	avg/g
Quincy Crittendon	1	60	90	307	397	397.0
Micah Kelly	1	10	40	0	40	40.0
Damonta Witherspoon	1	8	28	0	28	28.0
Team	1	0	0	0	0	0.0
<b>Total</b>	<b>1</b>	<b>79</b>	<b>158</b>	<b>307</b>	<b>465</b>	<b>465.0</b>
<b>Opponents</b>	<b>1</b>	<b>80</b>	<b>185</b>	<b>271</b>	<b>456</b>	<b>456.0</b>

## Punting

Player	no.	yds	avg	lg	tb	fc	i20	50+	blk
Will Thorley	4	152	38.0	43	0	2	2	0	0
<b>Total</b>	<b>4</b>	<b>152</b>	<b>38.0</b>	<b>43</b>	<b>0</b>	<b>2</b>	<b>2</b>	<b>0</b>	<b>0</b>
<b>Opponents</b>	<b>5</b>	<b>207</b>	<b>41.4</b>	<b>43</b>	<b>0</b>	<b>2</b>	<b>2</b>	<b>0</b>	<b>0</b>

## Kickoffs

Player	no.	yds	avg	tb	ob	retn	net	ydl
Wilson Beaverstock	5	305	61.0	2	0			
<b>Total</b>	<b>5</b>	<b>305</b>	<b>61.0</b>	<b>2</b>	<b>0</b>	<b>3</b>	<b>38</b>	<b>27</b>
<b>Opponents</b>	<b>9</b>	<b>467</b>	<b>51.9</b>	<b>1</b>	<b>1</b>	<b>7</b>	<b>24.7</b>	<b>40</b>



2024-25 Samford Football  
Individual Statistics  
All games

Page 2/2  
as of Sep 04, 2024

All Purpose

Player	g	rush	rcv	pr	kr	ir	total	avg/g
DJ Rias	1	0	39	1	107	0	147	147.0
Iaan Cousin	1	0	77	0	58	0	135	135.0
Quincy Crittendon	1	90	0	0	0	0	90	90.0
Brendan Jenkins	1	0	86	0	0	0	86	86.0
Micah Kelly	1	40	18	0	0	0	58	58.0
E. Jai Mason	1	0	43	0	0	0	43	43.0
Damonta Witherspoon	1	28	10	0	0	0	38	38.0
Daniel Bettis	1	0	0	0	15	0	15	15.0
Preston Bird	1	0	14	0	0	0	14	14.0
Ken Cherry	1	0	9	0	0	0	9	9.0
Teddy Davenport	1	0	6	0	0	0	6	6.0
Stephen Martin	1	0	5	0	0	0	5	5.0
<b>Total</b>	<b>1</b>	<b>158</b>	<b>307</b>	<b>1</b>	<b>180</b>	<b>0</b>	<b>646</b>	<b>646.0</b>
<b>Opponents</b>	<b>1</b>	<b>185</b>	<b>271</b>	<b>21</b>	<b>65</b>	<b>30</b>	<b>572</b>	<b>572.0</b>





2024-25 Samford Football  
Overall Defense Statistics  
All games

Page 1/1  
as of Sep 04, 2024

Team Defense

			Tackles				Sacks	Pass defense			Fumbles		blkd	
##	Player	gp	ua	a	tot	tfl/yds	no-yds	int-yds	brup	qbh	fr-yds	ff	kick	saf
5	Noah Martin	1	8	3	11	.	.	.	.	.	.	.	.	.
33	Jaden Mosley	1	6	4	10	1.5-9	1-8	.	.	.	.	.	.	.
29	C.J. Douglas	1	4	4	8	1-2	.	.	.	.	.	.	.	.
24	Edwin Dearman	1	5	1	6	.	.	.	.	1	.	.	.	.
6	Jalen Nelson	1	3	2	5	.	.	.	.	.	.	.	.	.
16	Kamron Smith	1	4	.	4	.	.	.	1	.	.	.	1	.
81	Jamall Thompson	1	2	2	4	1-2	.	.	.	.	.	.	.	.
1	Dontae Pollard	1	2	2	4	.	.	.	.	.	.	.	.	.
45	Thomas Neville	1	2	1	3	1-14	1-14	.	.	.	.	.	.	.
22	Xavier Nurse	1	2	1	3	0.5-0	.	.	.	.	.	.	.	.
9	Midnight Steward	1	3	.	3	.	.	.	.	.	.	.	.	.
98	Joshua Mathiasen	1	2	1	3	1-4	.	.	.	.	.	.	.	.
39	Gavin Morris	1	2	1	3	.	.	.	.	.	.	.	.	.
2	Jalik Yancey	1	1	1	2	.	.	.	1	.	.	.	.	.
94	Makhi Gilbert	1	2	.	2	.	.	.	.	.	.	.	.	.
0	David Coltrane	1	1	.	1	.	.	.	.	.	.	.	.	.
46	Trustin Northington	1	.	1	1	.	.	.	.	.	.	.	.	.
11	Rayf Vinson	1	1	.	1	.	.	.	.	.	.	.	.	.
96	Nazir Sy	1	1	.	1	.	.	.	.	1	.	.	.	.
55	Johnny Johnson	1	.	.	.	.	.	.	.	1	.	.	.	.
Totals		1	51	24	75	6-31	2-22	0-0	2	3	0-0	0	1	0
Opponents		1	55	6	61	6-18	1-6	1-30	6	3	1-0	2	1	0



2024-25 Samford Football  
Team Game-by-Game Comparison  
All games

Page 1/1  
as of Sep 04, 2024

Opponent	Score	First Downs				Rushing Number-Yards	Passing		Total Offense Plays-Yards	Return Yards	Turn- Overs
		Total	Rush	Pass	Pen		Comp-Att.-Int	Yards			
West Ga.	29-38	25 / 24	11 / 13	13 / 9	1 / 2	37-158 / 45-185	24-42-1 / 24-35-0	307 / 271	79-465 / 80-456	181 / 116	2 / 0
Totals	29-38	25 / 24	11 / 13	13 / 9	1 / 2	37-158 / 45-185	24-42-1 / 24-35-0	307 / 271	79-465 / 80-456	181 / 116	2 / 0

Opponents	3rd Down	4th Down	Time of	TOP	Avg	Avg	Avg	Punting	Penalties	Sacks
	Conversion	Conversion	Possession	Margin	Yds/Rush	Yds/Pass	Yds/Play	Number-Avg	Number-Yards	
West Ga.	6-15 / 8-16	4-4 / 1-1	25:01 / 34:59	-09:58	4.3 / 4.1	7.3 / 7.7	5.9 / 5.7	4-38.0 / 5-41.4	3-35.0 / 6-46.0	2 / 1
Totals	6-15 / 8-16	4-4 / 1-1	25:01 / 34:59	-09:58	4.3 / 4.1	7.3 / 7.7	5.9 / 5.7	4-38.0 / 5-41.4	3-35.0 / 6-46.0	2 / 1

Note: Game totals are displayed in the format TEAM/OPPONENT for each category