



# MISSOURI

## 2023 FOOTBALL GAME NOTES



MISSOURI STRATEGIC COMMUNICATIONS 1 CHAMPIONS DRIVE SUITE 200 COLUMBIA, MO 65211-3110 • MUTIGERS.COM

### 2023 SCHEDULE/RESULTS

DATE	OPPONENT (TV)	TIME (CT)/RES
Aug. 31	<b>SOUTH DAKOTA</b> (SECN) .....	W, 35-10
Sept. 9	<b>MIDDLE TENNESSEE</b> (SECN+) .....	W, 23-19
Sept. 16	<b>15 KANSAS STATE</b> (SECN) .....	W, 30-27
Sept. 23	vs. Memphis ^ (ESPNU) .....	W, 34-27
Sept. 30	@ Vanderbilt * (SECN) .....	W, 38-21
Oct. 7	<b>23 LSU</b> * (ESPN) .....	L, 49-39
Oct. 14	@ 23 Kentucky * (SECN) .....	W, 38-21
Oct. 21	<b>SOUTH CAROLINA</b> * (SECN) .....	W, 34-12
Nov. 4	@ 1 Georgia * (CBS) .....	L, 30-21
Nov. 11	<b>13 TENNESSEE</b> * (CBS) .....	W, 36-7
Nov. 18	<b>FLORIDA</b> * (ESPN) .....	6:30 p.m.
Nov. 24	@ Arkansas * (CBS) .....	3 p.m.

All times CT. Home games in **BOLD CAPS**, played at Faurot Field. ^ - Mizzou to the Lou Classic (St. Louis, Mo.). \* - Southeastern Conference game.

### ON THE AIR

#### TV: ESPN

- Play-by-Play ..... Joe Tessitore
- Analyst ..... Jesse Palmer
- Reporter ..... Katie George
- **Online:** WatchESPN.com
- **Mobile App:** ESPN

#### RADIO: TIGER RADIO NETWORK

- Play-by-Play ..... Mike Kelly
- Analyst ..... Howard Richards
- Sideline Reporter ..... Chris Gervino
- Host ..... Matt Michaels
- Engineer ..... Jeremy Washington
- **Local:** 1580 AM / 105.1 FM
- **Satellite:** SiriusXM 106 or 191 and on the SXM App
- **App:** Mizzou Tigers / The Varsity Network: "Search Mizzou"

**LIVE STATS:** Mizzou.StatBroadcast.com

### SOCIAL MEDIA

- X...@MizzouAthletics | @MizzouFootball | @CoachDrinkwitz
- Hashtag ..... #MIZ | #STP
- Instagram ..... @MizzouAthletics | @MizzouFootball
- Facebook ..... MizzouAthletics | MizzouFootballShowMe

### STRATEGIC COMMUNICATIONS

RYAN KOSLEN..... Senior Assoc. AD / Football Contact  
Phone (C): ..... 513-497-3132  
Email: ..... koz@missouri.edu  
ERIC DOENNIG, Associate Director / Secondary Contact  
Phone (C): ..... 417-430-6680  
Email: ..... ericdoennig@missouri.edu  
Web: ..... MUTigers.com

Research included in Mizzou's weekly notes produced by Ryan Koslen, Eric Doennig, Vince Lewis, Diego Branda, Bob Brendel, Shawn Davis and Tom Orf.

### GAME

11

### 9 MISSOURI

8-2, 4-2 SEC

SATURDAY, NOV. 18, 2023 • 6:30 PM CT • FAUROT FIELD/MEMORIAL STADIUM • COLUMBIA, MO.

VS

### FLORIDA

5-5, 3-4 SEC



#### MISSOURI TIGERS

**Head Coach** Eliah Drinkwitz

**Record at Mizzou** 25-21 (Fourth Year)

**Overall Record** 37-22 (Fifth Year)



#### FLORIDA GATORS

**Head Coach** Billy Napier

**Record at School** 11-12 (Second Year)

**Overall Record** 51-24 (Sixth Year)

#### GAME INFORMATION

**Facility** Memorial Stadium/Faurot Field

**Capacity** 62,621

**TV** ESPN

**Radio** 1580 AM / 105.1 FM / SiriusXM 106 or 191

**Online** The Varsity Network: "Search Mizzou"

**Series Record** Tied 6-6

**In Columbia, Mo.** MU leads 3-2

**Last Meeting** Oct. 8, 2022 (A), UF W, 24-17

### NOW IT'S TIME FOR THE BREAKDOWN

The No. 9 University of Missouri football team closes out the home slate with Senior Day, against Florida on Saturday, Nov. 18, 2023, inside Faurot Field/Memorial Stadium. The Tigers (7-2, 2-3 Southeastern Conference) will kick it off with the Gators (5-5, 3-4 SEC) at 6:30 p.m. CT on ESPN and Tiger Radio Network.

### SENIOR SALUTE

Twenty-seven seniors are set to be honored pregame on Saturday, prior to their final contest in Memorial Stadium — Kris Abrams-Draine, Chad Bailey, JC Carlies, Joseph Charleston, Mookie Cooper, Xavier Delgado, Javon Foster, Nyles Gaddy, Realus George Jr., Caimin Hayes, Shawn Hendershot, Ty'Ron Hopper, Peanut Houston, Jayden Jernigan, Marcellus Johnson, Josh Landry, Micah Manning, Harrison Mevis, Nate Peat, Bence Polgar, Ennis Rakestraw Jr., Darius Robinson, Cody Schrader, Tyler Stephens, Ben Straatmann, Theo Wease and Riley Williams

### THE SERIES

The Tigers and Gators meet for the 13th time on Saturday with the all-time series knotted at six wins apiece.

### THE COACHES

ELIAH DRINKWITZ is in his fourth season as Mizzou's head coach. He had led the Tigers to bowl appearances in each of his first three seasons, joining former head coach Warren Powers as the only two MU head coaches to achieve that feat. Additionally, only Powers won more games in his first two seasons at MU (1978-79, 15) than Drinkwitz (11). Prior to taking the Mizzou job, Drinkwitz was 12-1 as the head coach at Appalachian State in 2019. He had previous stops as the OC at NC State, Boise State and Arkansas State.

BILLY NAPIER is 11-12 in his second year at Florida and 51-24 in six season as a collegiate head coach.

### STREAKS, STORYLINES, SIDEBARS ...

- Mizzou is playing its 133rd season of college football and is the 33rd FBS school to reach the 700-win milestone.
- Head Coach Eliah Drinkwitz has led Mizzou to a bowl in each of his first three seasons — and hit the six-win threshold in season four — only the second coach in school history to do so along with the late Warren Powers (1978-84).
- The 2023 roster features 32 players who have started at least four games in the collegiate career at the FBS level.
- Thirty-eight student-athletes on the team are from Missouri, including eight from the 573 area code, 19 from the St. Louis metropolitan region, nine from the Kansas City area and two from southwest Missouri.
- Mizzou finished nonconference play undefeated for the 10th time since 2000, and first since 2018.
- MU leads the NCAA FBS in red-zone offense, converting at a 97.7-percent (42-of-43) clip.
- The Tigers' two losses have both come in SEC play by a combined margin of 19 points to ranked teams.
- CB Kris Abrams-Draine is a semifinalist for the Bednarik and Thorpe Awards, leads the SEC with 16 passes defended and 12 PBUs. His four INTs — a single-season best for the senior — are second in the SEC and tied for ninth in the FBS.
- LB Ty'Ron Hopper is one of 12 semifinalists for the Butkus Award. He has caused havoc on the field all season long leading the MU defense with 53 tackles, six for a loss along with 3.0 sacks, six QB hurries and three pass break ups.
- WR Luther Burden III — a semifinalist for the 87th Maxwell Award — is third in the SEC in receiving, racking up 984 yards on 68 receptions. He needs 16 yards to become Mizzou's eighth 1,000-yard receiver.
- RB Cody Schrader — former walk-on and semifinalist for the Burlsworth Award — leads the SEC and is 12th nationally in rushing (112.4 ypg). He had 205 yards rushing and 116 yards receiving against Tennessee and is the first SEC player to rush for 200+ yards and have 100-yards receiving in the same game.
- DE Darius Robinson was named SEC Defensive Lineman of the week after the Tigers 36-7 win over Tennessee.
- Attendance is up 9.6% from 2022, a mark which leads the SEC and ranks among the Top 11 Power 5 teams.

The University of Missouri Strategic Communications Office is ready to assist you in to make the experience of covering MU Athletics productive and rewarding.

#### UNIVERSITY OF MISSOURI ATHLETICS

##### Mizzou Arena • Suite 200

One Champions Drive • Columbia, MO 65211-3110

Press Box Phone..... 573-882-7311  
Website ..... MUTigers.com

Ryan Koslen.....Senior Associate AD/Football Contact  
513-497-3132.....koz@missouri.edu  
Eric Doennig.....Associate Director/Secondary Contact  
417-430-6680.....ericdoennig@missouri.edu

#### CREDENTIALS

Media credentials should be requested by Tuesday of game week via [www.sportssystem.com/clients/seccredentials](http://www.sportssystem.com/clients/seccredentials). To make specific arrangements for credential pick-up, please contact Ryan Koslen (koz@missouri.edu). Photographers and videographers are required to wear disposable vests while on the field. Vests are distributed via Media Will Call at Gate 5W starting three hours out and until kickoff.

#### SIDELINE PASSES

Mizzou Athletics follows NCAA guidelines regarding media representatives on the sidelines. Photographers and videographers are permitted to shoot between the 25-yard lines and the goal lines on both sidelines and behind the restraining line in the end zone.

#### ON THE WEB

Information on the Mizzou football team is available at [www.MUTigers.com](http://www.MUTigers.com). To receive the MU updates via email, please send a request to Ryan Koslen (koz@missouri.edu). Information on the Southeastern Conference is available through the league's web site at [www.SECSports.com](http://www.SECSports.com).

#### TIGER TALK RADIO SHOW

The hour-long program airs weekly through the season from Bud's Classic BBQ (304 S Ninth Street 65201). Shows run from 7-8 p.m. CT on Tuesdays. Hosted by Mike Kelly, each show will include segments with head coach Eliah Drinkwitz, an assistant coach and a student-athlete. Fans can find it on KTGR 105.1 FM/KTGR 1580 AM with live video via Mizzou Athletics' Facebook page.

#### PRACTICE

Practice is generally closed. During a typical Saturday game week, media will have a practice viewing window on Tuesdays. Unless otherwise noted, still and television photographers will be allowed to shoot stretching and the first 4-6 periods. Contact Ryan Koslen (koz@missouri.edu) to confirm days and times.

#### MOBILE APP

The Mizzou Tigers app for iPhone, iPad and Android devices offers fans a wide variety of information on the Tigers. The free app is available in the App Store and Google Play and required to receive digital parking.

#### WEEKLY PRESS CONFERENCE

Head Coach Eliah Drinkwitz will be available to the media every Tuesday at noon CT during the season with the exception of MU's bye week. Drinkwitz's press conferences will take place in the SEZ Defensive Meeting Room. Players will be made available following Coach Drinkwitz in the Show Me Club. Please make any player requests before 10 a.m. CT on Mondays.

#### SEC TELECONFERENCE

The 14 SEC coaches will feature on a weekly teleconference each Wednesday from 10 a.m.-12:30 p.m. (CT).

TIME	COACH	SCHOOL
10:00 a.m.	Brian Kelly	LSU
10:10 a.m.	Kirby Smart	Georgia
10:20 a.m.	Billy Napier	Florida
10:30 a.m.	OPEN	
10:40 a.m.	Sam Pittman	Arkansas
10:50 a.m.	Josh Heupel	Tennessee
11:00 a.m.	Nick Saban	Alabama
11:10 a.m.	Shane Beamer	South Carolina
11:20 a.m.	<b>Eliah Drinkwitz</b>	Missouri
11:30 a.m.	Jimbo Fisher	Texas A&M
11:40 a.m.	Mark Stoops	Kentucky
11:50 a.m.	Zach Arnett	Mississippi State
12:00 p.m.	Lane Kiffin	Ole Miss
12:10 p.m.	Hugh Freeze	Auburn
12:20 p.m.	Clark Lea	Vanderbilt

#### PRESS BOX

The Memorial Stadium / Faurot Field press box is located on the sixth floor of the west side of the stadium. On game days, the facility opens to the working media three hours prior to kickoff. The space is accessible using the elevator at Gate 5W. Mizzou Athletics will provide a meal, drinks and snacks during the game.

#### POSTGAME

Postgame interviews with Mizzou head coach Eliah Drinkwitz and student-athletes will be held in SEZ defensive meeting room following a brief cooling-off period. Any in-game interviews and postgame interviews on the field are prohibited. Visiting team post-game media availability is at the direction of the visiting communications staff. The visiting team post-game interview room is in the SE corner tunnel (labeled 020), across from the visiting locker room.

#### MEDIA PARKING

Media parking is located at Tiger Ave. Parking Structure (TAPS), at the corner of Tiger Ave. and Hospital Dr. The main entrance is on the east side of the building, directly across from the children's ER entrance. Parking passes will be digitally distributed whenever possible.

#### MEDIA WILL CALL

Game day, media will call is located at Gate 5W, on the west side of the stadium. Home game credentials are typically ready for pickup at the south entrance of Mizzou Arena, Fridays 9 a.m.-4:30 p.m. CT. To make specific arrangements for credential pick-up, please contact Ryan Koslen (koz@missouri.edu).

#### JUST THE FACTS

##### GENERAL

Location ..... Columbia, Mo.  
Founded ..... 1839  
Enrollment ..... 31,121  
Nickname ..... Tigers  
Colors ..... Black & Gold  
Mascot ..... Truman the Tiger  
Stadium ..... Faurot Field/Memorial Stadium (1926)  
Capacity / All-Time Record ..... 62,621 / 323-197-19  
Surface ..... Artificial (AstroTurf, July, 2021)  
Affiliation ..... NCAA FBS  
Conference ..... Southeastern (East Division)  
Chancellor ..... Dr. Mun Y. Choi  
Director of Athletics ..... Desiree Reed-Francois  
Faculty Athletic Rep ..... Pamela Bruzina  
Official Website ..... MUTigers.com

##### HISTORY

First Year of Football ..... 1890  
Post NCAA action, overall record ..... 701-588-52  
Pre NCAA action, overall record ..... 708-590-52  
No. of Bowl Appearances (Record) ..... 35 (15-20)  
Last Bowl Appearance ..... Dec. 23, 2023 (Gasparilla)  
Result ..... Lost 27-17 to Wake Forest

*Due to NCAA action, MU vacated five wins from the 2015 season (5-7 overall, 1-7 SEC) and four wins from the 2016 season (4-8 overall, 2-6 SEC).*

##### TEAM INFORMATION

2022 Record ..... 6-7  
SEC Record / Finish ..... 3-5 / T4th  
Offense / Defense ..... Multiple / Multiple  
Starters Returning (18) ..... 9 (0) / 8 (0) / 1 (ST)  
Starters Lost (8) ..... 2 (0) / 3 (0) / 3 (ST)

##### COACHING STAFF

Head Coach ..... Eliah Drinkwitz  
Alma Mater ..... Arkansas Tech, '04  
Record at MU/Year ..... 25-21/4  
Career Record/Year ..... 37-22/5  
Football Office Phone ..... (573) 882-2214  
X ..... @CoachDrinkwitz  
Best time to reach coach ..... Contact SID  
Asst. Head Coach/Cornerbacks ..... Al Pogue  
Defensive Coordinator / Safeties ..... Blake Baker  
Offensive Coordinator / Quarterbacks ..... Kirby Moore  
Co-DC / LBs / Recruiting Coordinator ..... DJ Smith  
Special Teams Coordinator / Tight Ends ..... Erik Link  
Defensive Line / Interior ..... Al Davis  
Offensive Line ..... Brandon Jones  
Running Backs ..... Curtis Luper  
Wide Receivers ..... Jacob Peeler  
Defensive Line / Edge ..... Kevin Peoples

**collegepressbox**  
SINCE 2005 EVERYTHING BUT THE PREGAME MEAL

collegepressbox is the official media website for Division I football. Access and download game notes, quotes, statistics, media guides, headshots, logos and more for all FBS schools, conferences, postseason games, awards and the College Football Playoff. For access, please register for an account at [collegepressbox.com/register](http://collegepressbox.com/register).

## SERIES BUSINESS - TENNESSEE

## SERIES INFORMATION

Series Record.....	Tied 6-6
In SEC games.....	UF leads 6-5
In Columbia, Mo. ....	MU leads 3-2
In Gainesville, Fla. ....	UF leads 4-2
at Neutral Site.....	MU leads 1-0
Most MU points .....	45, 2017
Most UF points.....	41, 2020
Combined points.....	61 (MU 45-16 in 2017)
Biggest MU win.....	29 (2x, 2014 and 2017)
Biggest UF win.....	26 (40-14 in 2016)
Current streak.....	UF - 1

## LAST 10 RESULTS

Year	Site	Score	Winner
2013	Columbia	26-17	Missouri
2014	Gainesville	42-13	Missouri
2015	Columbia	21-3	Florida
2016	Gainesville	40-14	Florida
2017	Columbia	45-16	Missouri
2018	Gainesville	38-17	Missouri
2019	Columbia	23-6	Florida
2020	Gainesville	41-17	Florida
2021	Columbia	24-23 (OT)	Missouri
2022	Gainesville	24-17	Florida

## OH CAPTAIN, MY CAPTAIN

- Mizzou will have six permanent captains during the 2023 season, including four players who filled the same role last fall: LB Chad Bailey, QB Brady Cook, OL Javon Foster, and OL Darius Robinson. First-time captains RB Cody Schrader and LB Ty'Ron Hopper were also chosen for the honor.

## LAST TIME OUT - MIZZOU 36, TENNESSEE 7

- RB Cody Schrader turned in a game for the ages, rolling up the second most yards from scrimmage ever by a Tiger, and the Mizzou defense gave a suffocating performance as MU throttled No. 13 Tennessee, 36-7, before a sellout crowd at Faurot Field.
- After Tennessee took a 7-3 lead early in the second quarter, Missouri scored 33 unanswered points to snap a four-game losing streak to the Volunteers and even the series at six wins apiece.
- Schrader totaled 321 yards – 205 rushing and 116 receiving – becoming the first Tiger to record 100 rushing and 100 receiving yards in the same game.
- Tennessee's defense entered the day ranked among the nation's stingiest against the run (97.3 yards/game), but the Tigers gashed them for 255.
- In the second half, the Missouri defense pitched a shutout – forcing four punts and a pair of fourth-quarter turnovers that turned into touchdowns, and a missed 41-yard field goal on UT's final possession.
- A fumble by UT quarterback Joe Milton III was recovered by S JC Carlies and led to a 21-yard touchdown pass from QB Brady Cook to WR Luther Burden III.
- Just three plays later, S Daylan Carnell scored the Tigers' final points when he intercepted Milton's third-down pass and returned it 38 yards for a TD.
- Tennessee came into the game as the nation's No. 3 rushing team, averaging 227.8 yards per game. But the Missouri defense limited the Vols to just 83 and 35 of those came on their last possession.
- Reserve LBs Triston Newson and Chuck Hicks led the charge. Newson had eight tackles including one for loss, a quarterback hurry and a forced fumble. Hicks added six stops and recovered a fumble.
- Missouri held Tennessee to its lowest point total since 2020 and held the Vols to nearly 120 total yards below their average.

## CLIMBING THE CHARTS

- MU is ranked ninth in the latest College Football Playoff poll, the highest CFP ranking in program history and the first appearance in the Top 10 of any national poll since the end of the 2013 campaign when the Tigers finished the season at No. 5 in both the Associated Press and Coaches' polls.
- ANOTHER BRICK IN THE WALL**
- Missouri's defense has played a starring role in the Tigers' 8-2 start, including shutdown performances in each of MU's last three victories.
  - Mizzou blanked a high-powered Tennessee offense in the second half and outscored the UT offense after intermission, getting a Daylan Carnell pick six to cap the second-half shutout of a unit that ranked 13th nationally in total offense entering the game.
  - Against South Carolina, the 'D' recorded a season-high six sacks and held the Gamecocks to four field goals.
  - Mizzou ranks fourth in the SEC in red zone defense (81.82%) and fifth in the league in sacks (28).
  - The defense came up big at No. 23 Kentucky (Oct. 14), locking down the Wildcat offense over the final three periods to help MU secure the 38-21 victory.
  - After UK scored the first 14 points of the night and piled up 150 yards of total offense in the opening quarter, the Mizzou D held the Wildcats to just 149 yards and seven points over the final 45 minutes.
  - MU's defense has been particularly impressive against the run; MU ranks 20th in the FBS in rush defense, allowing just 111.2 ypg.
  - The Tigers allowed a season-low 41 rushing yards to Vanderbilt on Sept. 30 and didn't allow a 100-yard rusher until Week 8 vs. LSU.
  - The pass rush has produced 28 sacks, including at one sack in six straight games by DL Darius Robinson.
  - DB Kris Abrams-Draine leads the SEC and ranks second in the nation in passes defended (1.6 per game), including a career-high four interceptions.

## MATCHING THEM UP

## MISSOURI (8-2, 4-2 SEC)

TEAM STATISTICS	MIZ	OPP
Points/Game	32.8	22.3
First Downs	226	186
Rushing/Game	159.8	111.2
Passing/Game	283.9	232.9
Total Offense/Game	443.7	344.1
Fumbles-Lost	7-2	14-3
Pen./Yds per Game	72/54.4	73/62.3
Time of Possession	30:21	29:38

## INDIVIDUAL LEADERS

RUSHING	Att	Net	Avg	TD	YPG
Schrader	197	1124	5.7	11	112.4
Peat	66	270	4.1	2	30.0

PASSING	C-A-I	Pct.	Yds	TD	YPG
Cook	201-296-6	.679	2746	17	274.6

RECEIVING	Rec	Yds	Avg	TD	YPG
Burden III	68	984	14.5	8	98.4
Wease Jr.	43	547	12.7	5	54.7

DEFENSE	U-A-TT	TFL	Sck.	Int.	PBU
Hopper	36-19-55	6.0	3.0	0	3
Charleston	35-19-54	0.5	0.0	0	4

## FLORIDA (5-5, 3-4 SEC)

TEAM STATISTICS	UF	OPP
Points/Game	29.5	27.4
First Downs	224	175
Rushing/Game	139.2	160.0
Passing/Game	278.6	225.5
Total Offense/Game	417.8	385.5
Fumbles-Lost	13-6	15-4
Pen./Yds per Game	62/45.7	60/47.0
Time of Possession	32:55	27:05

## INDIVIDUAL LEADERS

RUSHING	Att	Net	Avg	TD	YPG
Etienne	106	628	5.9	7	69.8
Johnson Jr.	122	625	5.1	4	62.5

PASSING	C-A-I	Pct.	Yds	TD	YPG
Mertz	247-337-2	.733	2720	18	272.0

RECEIVING	Rec	Yds	Avg	TD	YPG
Pearsall	62	876	14.1	4	87.6
Wilson III	51	479	9.4	5	59.9

DEFENSE	U-A-TT	TFL	Sck.	Int.	PBU
Castell	25-30-55	1.5	0.0	1	2
James	23-31-54	5.5	1.0	0	0

## NCAA TEAM RANKINGS

CATEGORY	MIZ	UF
Total Offense	26	45
Rushing Offense	64	87
Passing Offense	22	25
Team Passing Efficiency	12	24
Scoring Offense	30	51
Total Defense	40	73
Rushing Defense	20	86
Passing Yards Allowed	75	65
Team Passing Effic. Def.	78	122
Scoring Defense	42	86
Turnover Margin	45	80
3rd Down Conversion Pct	29	100
4th Down Conversion Pct	67	102
3rd Down Conversion Pct Def.	56	28
4th Down Conversion Pct Def.	103	3
Red Zone Offense	1	16
Red Zone Defense	58	91
Net Punting	61	11
Punt Returns	47	36
Kickoff Returns	84	53
First Downs Offense	25	30
First Downs Defense	44	25
Fewest Penalties Per Game	111	78
Time of Possession	57	8

## FLORIDA TIGERS

- The Tigers and Gators have split their previous 12 meetings on the gridiron, with Missouri claiming three of the five games played in Columbia.
- Despite the 6-6 deadlock in the series, the matchup has featured eight of 12 games decided by 17 points or more. Only the 1966 Sugar Bowl (MU, 20-18), 2012 (UF, 14-7), 2021 (MU, 24-23) and 2022 (UF, 24-17) games have been single-digit affairs.
- MU's 2023 roster features six players from the state of Florida, including DB JC Carlies (Orlando), DB Marcus Clarke (Winter Park), DL Austin Firestone (Niceville), DB Tre'Vez Johnson (Jacksonville), DB Shamar McNeil (Lauderhill) and DL Johnny Walker Jr. (Tampa).
- Additionally, both Johnson (2020-22) and LB Ty'Ron Hopper (2019-21) started their collegiate careers as teammates at Florida before transferring to Mizzou.

## MIZZOU 'O' ON A ROLL

- Missouri's offense topped the 30-point barrier for the eighth time this season Saturday vs. Tennessee.
- The Tigers are averaging 32.8 points per contest, which ranks sixth in the SEC and 30th nationally.
- Mizzou has topped the 500-yard mark for total offense on four occasions this season and currently ranks 26th nationally in total yards per game (443.7).
- MU's passing attack ranks fifth in the SEC, averaging 283.9 yards per outing; the Tigers' 19 passing TDs on the year are tied for fourth in the conference.

## RANKING THE OFFENSE

CATEGORY	TOTAL	SEC	FBS
Red Zone Offense %	0.977	1	1
Fumbles Lost	2	2	6
Turnovers Lost	9	3	15
First Downs Offense	226	3	25
Team Pass. Eff.	162.4	4	12
Passing YPC	13.85	4	20
Sacks Allowed PG	1.90	4	54
Completion %	0.677	5	14
Passing Offense YPG	283.9	5	22
Total Offense YPG	443.7	5	26

## IN THE ZONE

- Mizzou's offense has been nearly unstoppable in the red zone this season, converting 38 consecutive scoring opportunities inside the opponent's 20-yard line, dating back to the season opener vs. South Dakota.
- The Tigers lead the nation in red zone offense, converting 97.7% (42-of-43) of their opportunities.
- Mizzou has reached the end zone in 28 of those 43 chances, scoring 17 rushing TDs and 11 passing TDs, in addition to 14 field goal conversions.
- Conversely, the MU defense ranks third in the SEC in red zone defense (81.8%), stopping the opposition on 6-of-33 trips to date.

## YOUTH OF THE NATION

- True freshman TE Brett Norfleet hauled in his first career touchdown reception on a nine-yard pass from Cook in the second period vs. LSU (Oct. 7).
- The dual-sport Tiger caught a personal-best four passes for 40 yards at No. 24 Kentucky (Oct. 14), including a career-long 22-yard reception in the 38-21 victory over the Wildcats.

## CAPTAIN CODY

- RB Cody Schrader put together a historic day of superhero proportions Saturday against Tennessee.
- He turned in a 321-yard afternoon against the Vols, during which Schrader became the first player in Mizzou and SEC history to rush for 200 yards and record 100 receiving yards in the same game.
- It was the sixth 200-yard rushing performance of Schrader's career, with each of his five previous games coming during the 2021 season for Truman State.
- Schrader, who cracked Mizzou's single-season top 10 chart for rushing yardage in the victory over Tennessee, currently leads the SEC in rushing, averaging 112.4 yards per outing, as well as all-purpose yardage (131.5 ypg), this season.

## MIZZOU SINGLE-SEASON RUSHING YARDS

NO.	PLAYER	YEAR	ATT.	YARDS
1.	Tyler Badie	2021	268	1,604
2.	Devin West	1998	283	1,578
3.	Brad Smith	2003	212	1,406
4.	Joe Moore	1969	260	1,312
5.	Brad Smith	2005	229	1,301
6.	Larry Rountree III	2018	225	1,216
7.	Henry Josey	2011	145	1,168
8.	Henry Josey	2013	174	1,166
9.	Zack Abron	2003	219	1,155
10.	Cody Schrader	2023	197	1,124

- Since 1992, 14 of the SEC's season rushing leaders played on 10-win teams. Of those 14, 10 finished in the top 10 of Heisman Trophy voting, including eight in the top five and four winners: Mark Ingram, Cam Newton, Johnny Manziel and Derrick Henry.

## SCHRADER BY THE NUMBERS

**1** — Players in SEC history with 200 yards rushing, 100 yards receiving in the same game.

**1** — Players in Mizzou history with 100 yards rushing, 100 yards receiving in the same game.

**10** — Players in FBS history with 200 yards rushing, 100 yards receiving in the same game.

**321** — Schrader's all-purpose yards/yards from scrimmage Saturday vs. Tennessee. That's the most all-purpose yards for any FBS player this season in a single game.

**205** — Schrader's rushing yards against Tennessee on Saturday. Only two SEC players have rushed for more yards in a game this season.

**2** — Mizzou players in team history with more all-purpose yards than Schrader's 321 on Saturday: Jeremy Maclin (360) vs. Kansas State in 2007; and Devin West (333) vs. Kansas in 1998.

**1,124** — Schrader's SEC-leading rushing total. That's also more than every player in the Big Ten, Pac-12, American, Conference USA, Mid-American and Mountain West.

**10** — Schrader's season rushing total rank in team history — with three games to play. He's 177 yards out of fifth place — Brad Smith, 1,301 in 2005.

**1** — Players since the 2020 season to rush for 100 yards against Georgia: Schrader, 112 yards on Nov. 4.

**440** — Schrader's rushing total in the fourth quarter of games in 2023. That ranks No. 1 in the country.

**7** — Schrader's consecutive games with a rushing touchdown.

## TRAVELIN' BAND

- The Tigers were joined by 38 newcomers in the offseason, including 23 true freshmen and 15 transfers. Division I transfers include: Austin Firestone (Northwestern), Nyles Gaddy (Jackson State), Jake Garcia (Miami, Fla.), Dannis Jackson (Ole Miss), Cam'Ron Johnson (Houston), Marcellus Johnson (Eastern Michigan), Tre'Vez Johnson (Florida), Joe Moore III (Arizona State), Nasir Pogue (Troy), Theo Wease Jr. (Oklahoma), Riley Williams (Towson) and Sidney Williams Sr. (Florida State). Division II transfers include Ben Straatmann (Missouri S&T) and Trey Flint (Ouachita Baptist). Dylan Laible (Hutchinson CC), Triston Newson (Northeast Mississippi CC) arrived in Columbia from the JUCO ranks.

## SOMEBODY'S WATCHING US

- Several Tigers were tabbed for awards watch lists with more added as the season continues.
  - Kris Abrams-Draine..... Bednarik, Nagurski
  - Luther Burden III ..... Biletnikoff, Maxwell
  - Brady Cook... Campbell, Manning, Maxwell, O'Brien
  - Javon Foster..... Lombardi, Outland
  - Realus George Jr. .... Wuerffel
  - Ty'Ron Hopper ..... Bednarik, Butkus, Nagurski
  - Harrison Mevis..... Lou Groza

## THE BEST IS YET TO COME

- Mizzou was picked to finish sixth in the SEC East by the media heading into the 2023 season.
- Tigers Kris Abrams-Draine, Javon Foster, Ty'Ron Hopper, Harrison Mevis and Darius Robinson were named to the media's preseason All-SEC teams.
- In the coaches' version of All-SEC preseason honors, a total of six Tigers earned spots on the recognition list:

- DB Kris Abrams-Draine - second team
- WR Luther Burden III - third team
- OL Javon Foster - second team
- LB Ty'Ron Hopper - third team
- K Harrison Mevis - second team
- DL Darius Robinson - third team

## THE AUTUMN WIND

- Sixteen Tigers dot NFL rosters entering the season, including rookies DJ Coleman and Isaiah McGuire.

NAME	TEAM	POS
Tyler Badie	Denver (PS)	RB
Joshuah Bledsoe	New England (PS)	S
Nick Bolton	Kansas City	LB
Larry Borom	Chicago	OT
T. Colon-Castillo	Arizona	C
DJ Coleman	Jacksonville (PS)	LB
Jordan Elliott	Cleveland	DL
Akayleb Evans	Minnesota	CB
Blaine Gabbert	Kansas City	QB
Markus Golden	Pittsburgh	LB
Charles Harris	Detroit	DL
Drew Lock	Seattle	QB
Connor McGovern	New York Jets	C
Isaiah McGuire	Cleveland	DE
Mitch Morse	Buffalo	C
Albert Okwuegbunam	Philadelphia	TE



WE ARE FAMILY

- This year’s roster includes eight Tigers who followed in family footsteps to play for MU.

Brother Played at Mizzou

- Joshua Manning - Micah (WR, 2022-)
- Micah Manning - Joshua (WR, 2023-)
- Nate Norris - Will (LB, 2020-)
- Will Norris - Nate (LB, 2022-)

Father Played at Mizzou

- Tyson Ellison - Atiyah (DL, 2002-04)
- Marquis Johnson - Domonique (DB, 2004-06)
- Joe Moore III - Joe Jr. (RB, 1967-70)
- Nasir Pogue - Al (Asst. HC, 2022-)

Staff Members Who Played at Mizzou

- Evan Boehm - Recruiting/Player Relations (DL, 2012-15)
- Atiyah Ellison - Director, Alumni/Relations (DL, 2002-04)
- Brock Olivo - Special Teams Analyst (RB, 1994-97)

ZOU TO THE LOU

- University of Missouri football is headed back to St. Louis for the first time since 2010.
- The game against Memphis, scheduled for Sept. 23, 2023 at Liberty Bowl Memorial Stadium, will be played in St. Louis at The Dome at America’s Center (66,965).
- The Tigers last played in St. Louis in 2010, a 23-13 win over Illinois in the Arch Rivalry Series, which ran from 2002-10. Mizzou went 6-0 in that series.

LOOK ALIVE, SUNSHINE

- Mizzou’s 2024 schedule looks different as the SEC adds Oklahoma and Texas and eliminates divisions.

2024 FOOTBALL SCHEDULE

DAY	DATE	OPPONENT
Saturday	Aug. 31	MURRAY STATE
Saturday	Sep. 7	BUFFALO
Saturday	Sept. 14	BOSTON COLLEGE
Saturday	Oct. 12	at UMass
TBA	TBA	VANDERBILT *
TBA	TBA	AUBURN *
TBA	TBA	OKLAHOMA *
TBA	TBA	ARKANSAS *
TBA	TBA	@ Alabama *
TBA	TBA	@ South Carolina *
TBA	TBA	@ Texas A&M *
TBA	TBA	@ Mississippi State *

Home Games in **BOLD CAPS**; \* - Southeastern Conference Game

TIGERS IN THE POLLS

- Mizzou checked in at a 2023 peak position of No. 11 in this week’s US LBM Coaches and AP polls.
- Additionally, MU attained its highest all-time position in the College Football Playoff rankings, debuting at No. 12 in the inaugural 2023 edition.
- This week marks the Tigers’ eighth consecutive week in at least one top 25 poll this season.
- The eight-week streak is longest since closing 2013 with 11 consecutive weeks in the AP poll.
- Mizzou’s No. 11 position in this week’s AP and coaches polls represented its highest rank in either major poll since its No. 11 ranking in the final 2014 coaches poll.
- MU is one of six SEC squads in the Top 20 in this week’s coaches poll, joining No. 1 Georgia, Alabama (8), Ole Miss (14), LSU (15) and Tennessee (19).
- Mizzou is 20-10 (.667) as a ranked team during the SEC era (2012-present).

F YOU BUILD IT, THEY WILL COME

- Missouri drew its fourth consecutive sold-out crowd of 62,621 vs. Tennessee and is averaging 59,761 spectators through five home games.
- The Tigers’ home attendance average represents an 9.6% increase from 2022, which leads the SEC and ranks among the top 15 among all Power 5 programs.
- Over the last five years, home attendance is up 15.7%, leading the SEC and eighth among Power 5 schools.
- MU has topped 50,000 fans in the stands in 11 of its last 12 home games.
- Mizzou’s opening-night crowd vs. South Dakota (Aug. 31) was its largest for a home opener in four years.
- The Tigers current string of home sellouts represents its longest since the 1980 season.

DETROIT ROCK CITY

- DE Darius Robinson has turned in a dominant stretch up front for the Mizzou defense, logging a sack in six consecutive games (Sept. 23-Nov. 11).
- The graduate student from Detroit has a career best 6.5 sacks this season, finishing the Tennessee game with two stops, a sack, QB hurry and his second SEC player of the week citation this season.
- Robinson, who has 11.0 sacks for his career, registered a career night at No. 23 Kentucky (Oct. 14), finishing with a career-best 2.0 sacks, 2.5 TFLs and six total tackles to earn SEC Defensive Player of the Week.
- Robinson logged his first multiple sack game as a Tiger at Kentucky, helping Mizzou hold UK to seven points and 149 yards of offense over the final three periods.

TIGER [SCORING] KING

- K Harrison Mevis added 12 points to his career total (376) vs. Tennessee, continuing his record book march.
- Mevis surpassed Jeff Wolfert (362) for the top spot on the all-time scoring chart Nov. 4 at No. 1 Georgia.
- Mevis also added to his school record for field goals with three more successful kicks, hiking his total to 80 and moving him into a tie for fourth place with Georgia’s Rodrigo Blankenship on the SEC’s all-time list.
- Mevis holds the program record for 50+ yard field goals, most recently nailing a 50-yarder for his 12th successful try from 50-yards or more vs. LSU.
- Against K-State (Sept. 16), Mevis delivered perhaps the biggest kick of his career – a game-winning 61 yarder as time expired to lift Mizzou to a 30-27 win over the 15th-ranked Wildcats.
- That kick broke the SEC record for the longest field goal in the conference’s history, edging three 60-yard kicks by Fuad Reveiz (Tennessee, 1982), Kevin Butler (Georgia, 1984) and Chris Perkins (Florida, 1984), who previously shared the mark.
- A week later, Mevis’ 25-yard field goal in the second quarter against Memphis marked his 67th as a Tiger, moving the senior past Andrew Baggett (2012-15) and into the top spot on Mizzou’s all-time leaderboard for field goals made.

MISSOURI CAREER FIELD GOALS MADE

RANK	PLAYER	YEARS	FG
1.	Harrison Mevis	2020-pr	80
2.	Andrew Baggett	2012-15	66
3.	Tucker McCann	2016-19	61
4.	Jeff Wolfert	2006-08	59
5.	Grant Ressel	2009-11	52

MISSOURI CAREER 50-YARD FIELD GOLGS MADE


RANK	PLAYER	YEARS	FG
1.	Harrison Mevis	2020-pr	12
2.	Tom Whelihan	1984-87	6
3.	Jeff Jacke	1988-92	4
4.	Tucker McCann	2016-19	3
5.	Andrew Baggett	2012-15	2
	Jeff Wolfert	2006-08	2

MISSOURI CAREER SCORING

RANK	PLAYER	YEARS	POINTS
1.	Harrison Mevis	2020-pr	376
2.	Jeff Wolfert	2006-08	362
3.	Tucker McCann	2016-19	358
4.	Andrew Baggett	2012-15	355
5.	Brad Smith	2002-05	284

HERE, THERE AND EVERYWHERE


OPPONENT	TIME	TV	LENGTH	HALF	FINAL	COIN TOSS	KICKOFF/ RECEIVE	1ST MU POSS.	1ST OPP. POSS.	HELMET	JERSEY	PANTS
SOUTH DAKOTA	7 p.m.	SECN	3:27	MU 26-3	MU 35-10	W	Receive	Punt	Punt	Black	Black	Black
MTSU	6 p.m.	SECN+	3:19	MU 10-7	MU 23-19	L	Receive	Punt	Punt	White	Black	Black
KANSAS STATE	11 a.m.	SECN	3:28	MU 17-14	MU 30-27	L	Kick	TD	TD	Gold	Black	Black
vs. Memphis	6:30 p.m.	ESPNU	3:20	MU 17-10	MU 34-27	W	Kick	TD	Punt	Black	Gold	Black
@ Vanderbilt	3 p.m.	SECN	3:19	MU 17-7	MU 38-21	W	Kick	FG	Punt	Gold	White	White
LSU	11 a.m.	ESPN	3:44	MU 25-17	LSU 49-39	L	Kick	TD	Punt	Black	Black	White
@ Kentucky	6:30 p.m.	SECN	3:33	MU 17-14	MU 38-21	W	Receive	Punt	TD	Gold	White	Gold
SOUTH CAROLINA	2:30 p.m.	SECN	3:15	MU 24-3	MU 34-12	L	Receive	Punt	Missed FG	Gold	Gold	Black
@ Georgia	2:30 p.m.	CBS	3:12	Tied 10-10	UGA 30-21	W	Kick	TD	FG	White	White	Black
TENNESSEE	2:30 p.m.	CBS	3:15	MU 13-7	MU 36-7	L	Receive	INT	Punt	Black	Black	Black
FLORIDA	6:30 p.m.	ESPN										
@ Arkansas	3 p.m.	CBS										



3,000 YARDS PASSING

**12 BRADY COOK****2,746 YDS****NEEDS: 254 YDS**

1,500 YARDS RUSHING

**7 CODY SCHRADER****1,124 YDS****NEEDS: 376 YDS**

1,000 YARDS RECEIVING

**3 LUTHER BURDEN III****984 YDS****NEEDS: 16 YDS****3,000 - 1,500 - 1,000**

- Mizzou is on the cusp of a first-time milestone with a 3,000-yard passer, 1,500-yard rusher and 1,000-yard receiver in the same season. QB Brady Cook needs 254 yards passing for 3,000, RB Cody Schrader needs 376 yards rushing for 1,500 and WR Luther Burden III needs 16 yards receiving to top the 1,000-yard mark.
- The 3,000-1,000-1,000 mark has occurred three previous times in program history — 2007, 2008 and 2016, but MU has never had a 3,000-yard passer, 1,500-yard rusher and 1,000-yard receiver in the same year.

**2023:** Brady Cook (2,746 passing), Cody Schrader (1,124 rushing), Luther Burden III (984 receiving)**2016:** Drew Lock (3,125 passing), Damarea Crockett (1,062 rushing), J'Mon Moore (1,082)**2008:** Chase Daniel (4,335 passing), Derrick Washington (1,036 rushing), Jeremy Maclin (1,260 receiving)**2007:** Chase Daniel (4,306 passing), Tony Temple (1,039 rushing), Jeremy Maclin (1,055 yards)**MILESTONE WATCH ^****HE IS HIM**

- WR Luther Burden III had a noteworthy start to the season, with five consecutive 100-yard games from Sept. 9-Oct. 7 and emerged as a top threat in the SEC.
- The only Missouri receiver to previously exceed that feat was Danario Alexander, who recorded six straight 100-yard performances in 2009.
- Burden also had seven straight games with 7+ catches, extending to the final game of 2022.
- His 11 catches against LSU matched a career high, equaling his total from the previous week at Vandy.
- His season total of 984 receiving yards ranks third overall in the SEC, while his 68 receptions rank second.
- He needs 16 yards to become just the eighth Tiger receiver to reach the 1,000-yard plateau in a season and the first to do so since J'Mon Moore in 2017.

## MISSOURI SINGLE-SEASON RECEIVING YARDS

NO.	PLAYER	YEAR	REC.	YARDS
1.	Danario Alexander	2009	113	1,781
2.	Jeremy Maclin	2008	102	1,260
3.	Victor Bailey	1992	75	1,210
4.	J'Mon Moore	2017	65	1,082
5.	Justin Gage	2002	82	1,075
6.	Jeremy Maclin	2007	80	1,055
7.	T.J. Moe	2010	92	1,045
8.	J'Mon Moore	2016	62	1,012
9.	Bud Sasser	2014	77	1,003
10.	Chase Coffman	2008	90	987
<b>11.</b>	<b>Luther Burden</b>	<b>2023</b>	<b>68</b>	<b>984</b>
12.	Linzy Collins	1990	56	975

## RANKING BURDEN IN 2023

CATEGORY	TOTAL	SEC	FBS
Receptions PG	6.8	2	12
Receiving Yards	984	3	10
Receiving YPG	98.4	3	10
Receiving TDs	8	3	19
All-Purpose YPG	105.5	6	47

**BOWLING AGAIN**

- The win at Kentucky made MU bowl-eligible for the fourth straight season under head coach Eli Drinkwitz.
- He's the second to hit four straight bowl games starting an MU tenure, joining Warren Powers (1978-81).

**TIL FURTHER NOTICE**

- LB Chad Bailey will miss the rest of the season due to a core injury suffered early in camp. The senior captain was limited to five games this season with 17 tackles.

**MIDSEASON FORM**

- A trio of Tigers were honored by the Associated Press as Midseason All-Americans: CB Kris Abrams-Draine, WR Luther Burden III and OL Javon Foster.
- Abrams-Draine was added to the watch list for the Bednarik Award, which recognizes the outstanding defensive Player in college football; he was previously named to the watch list for the Nagurski Award watch list prior to the season.
- Foster, already under consideration for both the Outland Trophy and the Lombardi Award, has been the anchor of a Tigers offensive line that was tabbed for midseason recognition by the Joe Moore Award; Mizzou's line has helped the Tiger offense average 443.7 yards per game while allowing just 1.9 sacks per game, the latter of which ranks fourth in the SEC.
- Burden, a unanimous first-team pick for the midseason honor by the AP, is also under consideration for the Belitnikoff and Maxwell Awards.

**NOW WE'RE COOKIN'**

- QB Brady Cook logged another impressive game in the victory over Tennessee, completing 18-of-24 passes for 275 yards and a touchdown.
- It was his eighth 200-yard passing performance of the season and the 18th of his Mizzou career, matching the MU totals of Jeff Handy (1991-94), Brad Smith (2002-05) and James Franklin (2010-13).

## MISSOURI CAREER 200-YARD PASSING GAMES

NO.	PLAYER	YEARS	TOTAL
1.	Chase Daniel	2005-08	38
2.	Drew Lock	2015-18	34
<b>3.</b>	<b>Brady Cook</b>	<b>2020-pr</b>	<b>18</b>
	Jeff Handy	1991-94	18
	Brad Smith	2002-05	18
	James Franklin	2010-13	18

**COOKING EFFICIENTLY**

- Brady Cook moved up a pair of career passing lists, climbing to seventh on the all-time passing yardage list (5,907) and eighth on MU's passing TDs chart (34).
- His 2023 (160.73) and career passer rating (145.56) both rank second in MU history.

## MISSOURI CAREER PASSING YARDAGE

NO.	PLAYER	YEARS	TOTAL
1.	Chase Daniel	2005-08	12,515
2.	Drew Lock	2015-18	12,193
3.	Brad Smith	2002-05	8,799
4.	James Franklin	2010-13	8,962
5.	Jeff Handy	1991-94	8,959
6.	Blaine Gabbert	2008-10	6,822
<b>7.</b>	<b>Brady Cook</b>	<b>2020-pr</b>	<b>5,907</b>
8.	Phil Bradley	1977-80	5,352
9.	Marlon Adler	1982-85	5,231
10.	Connor Bazalak	2019-21	5,059

## MISSOURI CAREER PASSING EFFICIENCY

NO.	PLAYER	YEARS	RATING
1.	Chase Daniel	2005-08	148.9
<b>2.</b>	<b>Brady Cook</b>	<b>2020-pr</b>	<b>145.6</b>
3.	Drew Lock	2015-18	138.8
4.	James Franklin	2010-13	136.7
5.	Blaine Gabbert	2008-10	132.6
6.	Connor Bazalak	2019-21	131.0
7.	Kent Kiefer	1989-90	126.8
8.	Maty Mauk	2013-15	126.2
9.	Marlon Adler	1982-85	125.2
10.	Terry McMillan	1968-69	121.7

## RANKING COOK IN 2023

CATEGORY	TOTAL	SEC	FBS
Total Offense YPG	297.4	3	15
Points Responsible For	142	3	26
Passing Yards	2,746	4	16
Passing YPG	274.6	4	18
Passing YPC	13.66	4	20
Completions PG	20.1	4	32
Yards Per Pass Att.	9.28	5	13
Passing Eff.	160.7	5	14
Completion Pct.	0.679	5	16
Passing TDs	17	5	42

SENIORITIS

- Eleven Tigers are on 2024 Reese's Senior Bowl watch list: DB Kris Abrams-Draine, LB Chad Bailey, DB JC Carlies, DB Joseph Charleston, OL Javon Foster, LB Ty'Ron Hopper, OL Cam'Ron Johnson, RB Nate Peat, DB Ennis Rakestraw Jr., DL Darius Robinson and WR Theo Wease Jr.

COOK CLAIMS SEC RECORD

- QB Brady Cook's strong start to 2023 included a streak of efficiency previously unseen among SEC quarterbacks, with the Tigers' signal-caller breaking Andre Woodson's conference record of 325 consecutive pass attempts without an interception.
- The Mizzou QB ran his streak to 365 passes without throwing a pick before the string was snapped in the second quarter of the Tigers' Oct. 7 game vs. LSU.
- The streak dated back to the Tigers' win over Vanderbilt on Oct. 22, 2022, a span of 13 games.

SEC CONSECUTIVE PASSES WITHOUT AN INT

NO.	PLAYER	YEARS	ATT.
1.	Brady Cook [MU]	2022-23	365
2.	Andre Woodson [UK]	2006-07	325
3.	AJ McCarron [UA]	2011-12	291
4.	Bo Nix [AU]	2020-21	256
5.	Bo Nix [AU]	2019-20	251

HERE COMES THE BOOM

- P Luke Bauer delivered a booming 73-yard punt vs. LSU (Oct. 7), which was a career long for the sophomore, and also the longest punt by a Tiger since Trey Barrow's 74-yard boot at Arizona State in 2011.
- The kick is the longest by an SEC punter this season.
- Bauer took over Mizzou's punting duties for the first time against Memphis (Sept. 23), booting three kicks for an average of 47 yards, including one inside the 20.

FAKE FOR THE AGES

- Missouri rode a second-quarter fake punt to a momentum-shifting stretch that saw the Tigers turn a 14-point deficit into a 17-point victory at Kentucky.
- Trailing by two touchdowns with just under 12 minutes to play in the opening half, P Luke Bauer connected with WR Marquis Johnson on a 39-yard scoring strike that gave the Tigers their first points of the night.
- The special teams TD was the Tigers' first since Luther Burden III's 78-yard punt return last year vs. ACU.
- Bauer's TD toss to Johnson came on the punter's first career pass attempt and is the first special teams scoring pass by a Mizzou punter on record during the modern era (dating to 1958).
- The play also represented the longest special teams completion by a Tiger since fellow punter Kyle Pooler connected with Alton Smith on a 42-yard completion vs. Oklahoma State on Oct. 16, 1993.

FANCY LIKE

- CB Kris Abrams-Draine ranks second in the nation in passes defended (1.7 per game) and eighth in INTs (4).
- The junior recorded his fourth interception of the season at Kentucky (Oct. 14) to eclipse his previous single-season high of three picks (2021).
- Earlier this season, KAD became the first Tiger defender to log an interception in three consecutive games since Aarion Penton accomplished the feat during the 2015 and 2016 seasons.
- Against Memphis, Abrams-Draine turned in a team-leading seven tackles - and his 100th career stop - including a TFL, INT and PBU.

RANKING ABRAMS-DRAINE IN 2023

CATEGORY	TOTAL	SEC	FBS
Passes Defended PG	1.6	1st	2nd
Interceptions	4	2nd	9th
Interceptions PG	0.4	2nd	12th

RUNNIN' DOWN A DREAM

- RB Cody Schrader's 4,938 career rushing yards represents the top total for any Power 5 RB in 2023.
- He rushed for 3,069 yards at Division II Truman State before joining the Tigers in 2022.

NCAA ACTIVE CAREER RUSHING LEADERS

NO.	PLAYER, SCHOOL	G	RUSH	YDS	TD
1.	Paul Garrett, Greenville	45	882	6,145	75
2.	Jordan Terrell, Barton	37	968	5,492	44
3.	Gage Porter, So. Nazarene	50	944	5,278	72
4.	Geno Hess, SEMO	55	846	4,939	61
5.	Cody Schrader, Mizzou	52	846	4,938	59

- Schrader has 5,797 career all-purpose yards, ahead of MU record holder Jeremy Maclin (5,609).

NCAA ACTIVE CAREER ALL-PURPOSE LEADERS

NO.	PLAYER, SCHOOL	G	YARDS
1.	Paul Garrett, Greenville	45	7,229
2.	Dylan Laube, UNH	46	7,169
3.	Devaun Ford, Fram. St.	41	5,889
4.	Jordan Terrell, Barton	37	5,812
5.	Cody Schrader, Mizzou	52	5,797

HISTORIC STARTS

- Missouri's 8-2 start represents the 11th time in program history - and the first time since 2014 - the Tigers have won at least eight of their first 10 contests.
- Mizzou claimed wins in each of its first five games of the season, marking its first 5-0 start since 2013 when the Tigers won their first seven games en route to a school-record 12-win campaign.
- This season marks the 12th time in program history the Tigers have won their first five games in a season; they have gone on to post a winning season in each of the previous 11 years in which they started 5-0.
- Mizzou also concluded nonconference play with an unblemished record for the first time in five years.


THE TIGERS - A DRINKWITZ-ERA COMPARISON

CATEGORY	2020	2021	2022	2023
Points Per Game	26.7	29.1	24.8	32.8
Total TDs	31	41	34	38
Yards Per Game	402.0	413.7	369.8	443.7
Yards Per Play	5.6	5.9	5.4	6.6
Rushing Yards Per Game	135.2	179.8	155.7	159.8
Rushing Yards Per Carry	3.9	5.0	4.1	4.3
Passing Yards Per Game	266.8	233.9	214.1	283.9
Passing Yards Per Attempt	7.4	6.7	7.0	9.4
Penalties/Yards/Per Game	58/498/49.8	83/775/59.6	101/828/63.7	72/544/54.4
Third-Down Conversion	43%	45%	40%	44%
Red Zone Conversion (TDs)	94% (59% TDs)	90% (65% TDs)	81% (60% TDs)	98% (65% TDs)
Takeaways	10 (4 INT/6 FR)	16 (11 INT/5 FR)	18 (11 INT/7 FR)	11 (8 INT/3 FR)
Giveaways	14 (6 INT/8 FL)	13 (11 INT/2 FL)	21 (9 INT/12 FL)	9 (7 INT/2 FL)
Points Allowed Per Game	32.3	33.8	25.2	22.3
Total TDs Allowed	42	57	37	24
Yards Allowed Per Game	408.0	434.2	339.9	344.1
Yards Allowed Per Play	6.1	6.4	5.3	5.4
Rushing Yards Allowed	162.2	227.4	125.5	111.2
Yards Allowed Per Carry	4.5	5.3	3.7	3.6
Passing Yards Allowed	245.8	206.8	214.4	232.9
Yards Allowed Per Attempt	7.9	8.2	7.1	5.4
Opponent Third-Down Conversion	38%	43%	34%	38%
Opponent Red Zone Conversion (TDs)	92% (81% TDs)	94% (76% TDs)	88% (65% TDs)	82% (52% TDs)





## MISSOURI FOOTBALL HISTORY



### HISTORICALLY SPEAKING

Football at the University of Missouri dates to 1890 and the Tigers have an all-time record of 700-586-52 entering their 133rd season. Missouri was a charter member of the Missouri Valley Intercollegiate Athletic Association in 1907 which evolved into the Big Six Conference (1928), Big Seven (1948) and Big Eight (1958), before the creation of the Big 12 Conference in 1996, and MU's move to the Southeastern Conference in 2012. The Tigers won conference championships in 1909, 1913, 1919, 1924, 1925, 1927, 1939, 1941, 1942, 1945, 1960 and 1969. They won Big 12 North Division championships in 2007, 2008 and 2010 and SEC East Division championships in 2013 and 2014. Missouri has had two undefeated teams – the 1909 Tigers were 7-0-1 and in 1960 they went 11-0 (includes a forfeit victory over Kansas).

### A TOWER OF STRENGTH

MU's football program ranks as the second oldest west of the Mississippi River and one of the 10 oldest in major college football – behind only Rutgers (1869), Michigan (1879), Navy (1880), Minnesota (1883), Cincinnati (1885), Notre Dame (1888) and Iowa (1889) among NCAA Football Bowl Subdivision institutions.

### THE TIGER NICKNAME

The nickname "Tigers" was adopted soon after football was adopted in 1890 to honor a Civil War home guard that towns people organized to protect Columbia from guerilla attacks – most notably from the notorious "Bloody Bill" Anderson. Their spirit is now embodied in the MU mascot – "Truman the Tiger" – named for the Missouri-bred President of the United States, Harry S. Truman.

### SOCK IT TO THE '60s

During the decade of the 1960s, Coach Dan Devine's Tigers were the only team in the nation to never lose more than three games in a season – compiling a record of 77-22-6. The 1960 team was MU's first to be ranked #1 on Nov. 14, 1960. But MU lost to Kansas in the season finale – a game KU later forfeited for use of an ineligible player. In the Orange Bowl, Missouri beat Navy and Heisman Trophy winner Joe Bellino. The Tigers finished fourth and fifth in the final polls, which in those days were released prior to the bowl games. Minnesota won the national championship but lost in the Rose Bowl. Had the final polls come after the bowl games, MU could have been the national title winner. Missouri's other stint as the nation's #1 team came in 2007, before the Tigers fell to Oklahoma in the Big 12 title game.

### UPSET KINGS

During the 1970s, Missouri teams coached by Al Onofrio (1971-78) and Warren Powers (1978-84), recorded a string of astounding upsets. Onofrio directed 14 victories over ranked opponents, including #8 Notre Dame (30-26, 1972, at South Bend), #2 Nebraska (13-12, 1973), #2 Alabama (20-7, 1975 at Birmingham), #8 USC (46-25, 1976 at Los Angeles), #2 Ohio State (22-21, 1976, at Columbus) and #3 Nebraska (34-24, 1976, at Lincoln). The Powers era began with a bang in 1978, beating defending national champion Notre Dame 3-0 in South Bend, with the regular season concluding with a 35-31 win over #2 Nebraska in Lincoln.

### SPLITTING THE "T"

Legendary MU athlete, coach and athletic director Don Faurot, for whom the playing surface at Memorial Stadium is named (1972), revolutionized football in 1941. Having lost all-America quarterback Paul Christman in 1940, Faurot sought to re-make his offense. Taking his basketball experience with the "give and go," he transferred it to the Mizzou rushing attack – creating the "Split-T" formation which introduced the option play to college football. The result – Missouri led the nation in rushing that year averaging 307.7 yards per game led by halfbacks Bob Steuber, Harry Ice and Maurice "Red" Wade. Every option running offense that has followed has its basis in Faurot's innovation.

### THE CHART TOPPERS

Besides leading the nation in rushing in 1941, Missouri led the country in pass defense in 1982, allowing just 123.5 yards per game, while recording 17 pass interceptions and 41 quarterback sacks for 295 yards lost. Tigers who led the nation include: Bob Steuber in scoring (121 points in 1941), Hank Burnine in receiving (44 receptions in 1955), Roger Wehrli in punt returns (11.7-yard avg. in 1968), Jeremy Maclin in all-purpose yardage (202.4 ypg in 2008), Danario Alexander in receiving yards (137.0 ypg in 2009), Kentrell Brothers in total tackles (12.7 per game in 2015), Drew Lock in passing touchdowns (44 in 2017) and Drew Lock in passing yards per completion (16.4 yds./comp. in 2017).

### BOWLING WITH THE TIGERS

Missouri has been to 15 bowl games over the last 20 seasons (the 2020 Music City Bowl was cancelled due to the COVID-19 pandemic) and 35 in the program's 132 seasons. Missouri has a 15-20 overall bowl mark – 15-13 since 1961. Coach Gary Pinkel took 10 Missouri teams to bowl games from 2003-2015, posting a 6-4 record. MU's first bowl game was the 1924 Christmas Festival against USC in Los Angeles. The Trojans had tied Stanford for the Pacific Coast Conference championship, but the Rose Bowl took Stanford to face Notre Dame and its "Four Horsemen." The game was put together hurriedly to reward USC, and Mizzou was invited by virtue of being the MVIAA champs and its season-opening victory over the Big 10 champs from the University of Chicago. USC won a 20-7 decision. Don Faurot was a fullback on that Missouri team.

### A ROSE BOWL IN COLUMBIA?

The 1941 Tigers went 8-1 in the regular season, the only loss being a 12-7 affair at powerful Ohio State. The Sugar Bowl and the Rose Bowl were both courting the Tigers, while the Rose was waiting to see who would win out between Stanford, Washington State and Oregon State. The Sugar invited Missouri. Don Faurot favored accepting its bid, but the university administration wanted to wait for the Rose Bowl. They set a time deadline to hear from the Rose, but when it came and passed, Missouri accepted the Sugar Bowl bid. Unfortunately, they'd forgotten about the two-hour time difference. Soon after, the Rose called to offer, but all Faurot could do was offer a polite "thank you." Then the attack on Pearl Harbor happened and large gatherings on the West Coast were prohibited. So, the Rose Bowl, pitting Oregon State against Duke, was moved to Durham, N.C. A few hours different, and that game could have been played in Columbia. Instead, MU went to the Sugar Bowl to face Fordham, and fell 3-0 in a driving rainstorm that neutralized Mizzou's option running game.





### ALL-AMERICA TRADITION

Thirty-five Tigers have earned All-America recognition – 13 of them of the consensus variety. Mizzou's first all-American was tackle Ed Lindenmeyer in 1925, and the most recent was kicker Harrison Mevis in 2021. The only Tigers twice chosen as all-Americans were QB Paul Christman (1939-40) and all-purpose performer Jeremy Maclin (2007-08).

### BEST OF THE BEST

Two Tigers have been honored as the nation's best at their positions. In 1997, Brock Olivo was chosen as the first winner of the Mosi Tatupu Award as the nation's best special teams player. Olivo, who at the time was MU's all-time leading rusher, also played on all of Missouri's special teams throughout his career. Olivo is now a special teams analyst for the Missouri coaching staff. In 2008, Chase Coffman won the John Mackey Award as the nation's top tight end. Tiger players in the National Football Foundation Hall of Fame (and year inducted) are: QB Paul Christman (1956), HB Bob Steuber (1971), T Ed "Brick" Travis (1974), C Darold Jenkins (1976), HB Johnny Roland (1998), TE Kellen Winslow (2002), DB Roger Wehrli (2003) and WR/KR Jeremy Maclin (2023). Two Tigers have finished high in the Heisman Trophy voting – Christman, third in 1939 and fifth in 1940, and QB Chase Daniel, 4th in 2007.

### OUR CRADLE OF COACHES

Coaching luminaries have patrolled the sidelines at Missouri, and six of them are in the National Football Foundation Hall of Fame (year inducted) – Bill Roper (1951), Don Faurot (1961), James Phelan (1973), Frank Broyles (1983), Dan Devine (1985) and Gary Pinkel (2022). Pinkel is MU's winningest coach with a record of 118-73. His teams delivered five of MU's six double-digit win seasons.

A number of MU coaches have been head coaches in the NFL – Andy Reid (Kansas City Chiefs), Phil Bengtson (Green Bay Packers/NE Patriots), Devine (Green Bay Packers), Matt Eberflus (Chicago Bears), Dirk Koetter (Tampa Bay Buccaneers), Marty Mornhinweg (Detroit Lions), Vince Tobin (Arizona Cardinals) and Mike Zimmer (Minnesota Vikings). College head coaches who've spent time at Mizzou include: Moe Ankney (Bowling Green), Jerry Berndt (Penn/Rice/Temple), Jerry Claiborne (Virginia Tech/Maryland/Kentucky), Bill Cubit (Western Michigan/Illinois), Jim Donnan (Marshall/Georgia), Mike Price (Weber State/Washington State/Alabama/UTEP), Derek Dooley (Louisiana Tech/Tennessee), Rolie Dotsch (Northern Michigan), Skip Hall (Boise State), Josh Heupel (UCF/Tennessee), Koetter (Boise State/Arizona State), Barry Odom (UNLV), Dave Steckel (Missouri State), Ryan Walters (Purdue) and Doug Weaver (Kansas State/Southern Illinois). Mizzou letterman Lloyd Carr was the Michigan head coach from 1995-2007.

### IT ALL STARTED HERE

"Homecoming" is a commonplace event at every college and high school in America, but Tiger lore says the nationwide tradition began at Ol' Mizzou in 1911. From 1891 to 1910, the Missouri-Kansas game was played in either Kansas City or St. Joseph, but in 1911 it was to be played on a college campus – in Columbia – for the first time. Chester Brewer, MU's director of athletics and football coach, wanted to make sure the game was a success in its first year in Columbia, and he wanted to add some spice to the season-ending game. He issued a plea to Mizzou alumni – and especially former Tiger football players – to "Come Home" for the game. They did in droves, with a record crowd of 9,000 overflowing Rollins Field. With four minutes to play and MU trailing 3-0, Tiger captain Glen Shuck booted a tying field goal from a difficult angle. Then, little Billy Blees caught a rampaging KU fullback in the open field in the final seconds to preserve the tie and was carried off the field by his teammates.

### MIZZOU-MADE TO THE NFL

Missouri has had at least one player selected in the NFL draft in each of the last 18 years – the latest being DE Isaiah McGuire by Cleveland in 2023. In all, 226 Tigers have seen their name called in the draft since 1937 – including 20 in the first round. DB Roger Wehrli and TE Kellen Winslow are in the Pro Football Hall of Fame.

### SUPER TIGERS

Last year, Kansas City Chiefs linebacker Nick Bolton became the 21st Tiger to play in the Super Bowl, and the 12th to be a starter. Seventeen Tigers have earned Super Bowl rings as members of the winning team. Fourteen former Mizzou coaches have also coached in Super Bowl games.

### TO THE VICTOR GOES THE TROPHY

Missouri's four oldest trophy games were suspended when Mizzou moved to the SEC, but since 2014, the Tigers have battled the Arkansas Razorbacks in the Battle Line Rivalry. The Battle Line Trophy is made of silver and stands more than four feet tall and weighs more than 180 pounds. It depicts the outline of the two states. MU leads the trophy series, 7-2, and the overall series, 10-4.

Missouri and Kansas began playing for the Indian War Drum in 1935. The trophy was intended to stimulate new interest in the longtime series that had dwindled during the Great Depression of the 1930s. The Missouri-Nebraska Bell originated in 1927. The bell was engraved with an "M" on one side and an "N" on the other. At Mizzou, the bell was cared for by the QEBH Society while the caretaker in Nebraska was the Innocents Society of Nebraska. The ceremony of smoking the Tiger-Sooner Peace Pipe was inaugurated in 1929 by MU Athletic Director Chester Brewer, and by members of Mystical Seven, a University of Missouri honorary group. The ceremony took place each year at halftime of the Missouri-Oklahoma game. The Telephone Trophy was issued to the winner of the Missouri-Iowa State game. It originated with the 1959 game in Ames when the wires were crossed on the coaches press box headsets and each side could hear the other. The trophy, made of a telephone, was donated by Northwestern Bell of Ames.

### IF WE ONLY HAD REPLAY

If instant replay had come to college football in the 1990s, Missouri would have two additional victories and the nation would have had two different national champions. In 1990, having beaten nationally ranked Arizona State the week before, the Tigers were set to entertain #12 Colorado. MU led 31-27 when Colorado embarked on a frantic drive in the game's final minute. With 31 seconds left, CU was camped 1st-and-goal at the MU 3-yard line. Charles Johnson spiked the ball on first down. Eric Bieniemy gained two yards on 2nd, and CU called its final timeout. It's here that the officials failed to notify the officials to change the down marker to 3rd down. Bieniemy was stuffed at the line on the next play with 8 seconds left, but the officials stopped the clock to clear the pile. When the clock re-started, Johnson spiked the ball again – ON FOURTH DOWN, only the marker said 3rd. With two seconds left, Johnson ran a sneak to the right and was awarded a TD – although he was down before extending the ball over the line, as video and photos showed. Colorado went on to win the Big Eight title, and with a win over Notre Dame in the Orange Bowl, claimed a share of the national championship with Georgia Tech.

Seven years later, #1 Nebraska came to town, The Cornhuskers were undefeated while the Tigers were 6-3 but winners of three straight. A 15-yard pass from Corby Jones to Eddie Brooks put Mizzou up 38-31 with a minute to play. Scott Frost got Nebraska to the MU 12 with seven seconds left, third and 10. He threw a bullet pass over the middle that ricocheted off the chest of intended receiver Shevin Wiggins as Julian Jones wrestled him to the ground. As the ball fluttered just inches from the grasp of safety Harold Piersey, Wiggins kicked the ball with his left leg backwards over his head and into the hands of a diving Matt Davison and TD was signaled with no time remaining. In OT, Nebraska prevailed, 45-38. Wiggins admitted after the game that he intentionally kicked the ball to keep it alive – against the rules – but not called. The Huskers thumped Tennessee in the Orange Bowl and were named national champs by the coaches' poll, while Michigan received the AP's #1 nod.

2023 MISSOURI FOOTBALL

ALPHABETICAL ROSTER

NO.	NAME	POS.	HT.	WT.	YEAR	HOMETOWN/HS/PREVIOUS SCHOOL
7	Kris Abrams-Draine	DB	5-11	179	Sr.	Mobile, Ala./Spanish Fort
9	Chad Bailey	LB	6-0	239	Sr. *	Missouri City, Texas/Ridge Point
93	Luke Bauer ^	K/P	6-5	209	So.	St. Louis, Mo./De Smet
16	Daniel Blood	WR	5-10	182	Fr.	Destrehan, La./Destrehan
14	Brett Brown ^	QB	6-1	188	R-Fr.	Brentwood, Tenn./Battle Ground Academy
3	Luther Burden III	WR	5-11	214	So.	St. Louis, Mo./East St. Louis
20	Marvin Burks Jr.	DB	6-1	201	Fr.	St. Louis, Mo./Cardinal Ritter
36	Devyn Butler ^	DB	5-9	176	R-So.	Allen, Texas/Allen/Texas Tech
1	JC Carlies	DB	6-3	218	Sr.	Orlando, Fla./West Orange
13	Daylan Carnell	DB	6-2	213	So. *	Indianapolis, Ind./Ben Davis
28	Joseph Charleston	DB	6-0	196	Sr. *	Milton, Ga./Milton/Clemson
35	Boyton Cheney ^	DB	5-9	178	R-Fr.	Fayetteville, Ga./Whitewater
19	Marcus Clarke	DB	5-11	184	Jr. *	Winter Park, Fla./Winter Park/Miami
12	Brady Cook	QB	6-2	205	Jr. *	St. Louis, Mo./Chaminade
5	Mookie Cooper	WR	5-9	185	Jr. *	St. Louis, Mo./Trinity Catholic/Ohio State
35	Michael Cox	RB	6-1	230	Jr. *	Atlanta, Ga./Holy Innocents' Episcopal
19	Blake Craig	K	5-11	187	Fr.	Kansas City, Mo./Liberty North
72	Xavier Delgado	OL	6-4	329	Gr. *	Glendale, Ariz./Deer Valley
24	Nicholas Deloach, Jr.	DB	6-0	175	Fr.	Cahokia, Ill./Cahokia
51	Tyson Ellison ^	LB	6-2	205	Fr.	Boonville, Mo./Boonville
31	Anthony Favrow ^	RB	5-8	197	R-Fr.	San Clemente, Calif./Olathe West (Kan.)
98	Austin Firestone	OL	6-5	258	r-Fr. *	Niceville, Fla./Niceville/Northwestern
29	Noah Flaskamp ^	WR	6-1	196	Fr.	Collierville, Tenn./Collierville
59	Trey Flint ^	LS	6-0	212	Gr.	Grapevine, Texas/Colleyville Heritage/Quachita Baptist
76	Javon Foster	OL	6-5	317	Gr. *	Detroit, Mich./West Bloomfield
21	Nyles Gaddy	OL	6-4	248	Sr.	Nashville, Tenn./Father Ryan/Jackson State
6	Jake Garcia	QB	6-2	204	So. *	Whittier, Calif./Grayson (Ga.)/Miami
99	Realus George Jr.	OL	6-1	291	Gr. *	Atlanta, Ga./Pace Academy/Independence
41	Carmycah Glass	LB	6-4	225	R-Fr. *	Monroe, La./Ouachita Parish
33	Marquis Gracial	OL	6-4	331	R-Fr. *	St. Louis, Mo./St. Charles
86	Jordon Harris	TE	6-4	239	Fr.	Pine Bluff, Ark./Pine Bluff
39	Caimin Hayes ^	DB	5-10	198	Sr. *	Philadelphia, Pa./Malvern Prep
69	Drake Heismeyer	OL	6-3	307	Jr. *	St. Charles, Mo./Francis Howell
81	Shawn Hendershot ^	TE	6-3	221	Sr. *	Overland Park, Kan./Blue Valley North
17	Tyler Hibbler	DB	5-11	196	R-So. *	St. Louis, Mo./Trinity Catholic
30	Chuck Hicks	LB	6-1	228	Jr. *	San Diego, Calif./Lincoln/Wyoming
84	Ryan Hoerstkamp	TE	6-2	241	R-So. *	Washington, Mo./Washington
8	Ty'Ron Hopper	LB	6-2	230	Sr. *	Shelby, N.C./Roswell/Florida
21	Sam Horn	QB	6-4	217	R-Fr. *	Lawrenceville, Ga./Collins Hill
9	Peanut Houston	WR	5-10	180	Jr. *	Oklahoma City, Okla./Millwood/Hutchinson
47	Dan Hull ^	P	5-10	180	Fr	Columbia, Mo./Rock Bridge
33	Bryce Jackson ^	RB	5-7	212	So.	Columbia, Mo./Rock Bridge
0	Jay Jernigan	OL	6-0	277	Sr. *	Allen, Texas/Allen/Oklahoma State
74	Cam'Ron Johnson	OL	6-4	305	Sr.	Houston, Texas/Shadow Creek/Houston
13	Gabbari Johnson	QB	5-10	193	Fr.	Tacoma, Wash./Lincoln
50	Marcellus Johnson	OL	6-4	307	Sr. *	Normal, Ill./Community/Eastern Michigan
17	Marquis Johnson	WR	5-11	180	Fr.	Dickinson, Texas/Dickinson
4	Tre'Vez Johnson	DB	5-10	195	Jr. *	Jacksonville, Fla./Bartram Trail/Florida
22	Tavorus Jones	RB	5-9	205	R-Fr. *	El Paso, Texas/Burges
57	Jack Kautz ^	LS	5-11	196	R-Fr.	Sterling Heights, Mich./Notre Dame Prep
38	Christopher Kreh ^	RB	5-9	214	R-So.	Chesterfield, Mo./Marquette
18	Dylan Laible ^	QB	6-4	195	Jr.	Frisco, Texas/Wakeland/Hutchinson
90	Josh Landry	OL	6-2	282	Sr. *	Houston, Texas/Lamar HS/Baylor
52	Jahkai Lang	OL	6-3	252	Fr.	Troy, Mo./Troy Buchanan
49	Brett Le Blanc ^	LS	6-1	210	Fr.	Elkhorn, Wisc./Elkhorn Area
58	Ma'Yi Lee	OL	6-6	319	Jr. *	Metairie, La./East Jefferson/Coffeyville
16	Brayshawnn Littlejohn	LB	6-0	213	Fr.	Gaffney, S.C./Gaffney

NO.	NAME	POS.	HT.	WT.	YEAR	HOMETOWN/HS/PREVIOUS SCHOOL
15	Tommy Lock ^	QB	6-3	189	R-So.	Lee's Summit, Mo./Lee's Summit
67	Xavier Machado ^	OL	6-5	308	R-Fr.	Weldon Spring, Mo./Francis Howell
0	Joshua Manning	WR	6-2	199	Fr.	Lee's Summit, Mo./Lee's Summit Senior
24	Micah Manning ^	WR	5-8	187	R-Jr.	Lee's Summit, Mo./Lee's Summit/Iowa Western
95	Jalen Marshall	DL	6-4	318	R-Fr. *	Overland Park, Kan./St. Thomas Aquinas
68	Jack McGarry ^	OL	6-3	281	R-Fr.	Hinsdale, Ill./Hinsdale Central
26	Shamar McNeil	DB	6-3	169	Fr.	Lauderhill, Fla./American Heritage
79	Armand Membou	OL	6-3	317	So.	Lee's Summit, Mo./Lee's Summit North
34	Ricardo Merriweather ^	DB	5-11	179	Fr.	St. Louis, Mo./Lutheran North
92	Harrison Mevis	K	5-11	243	Sr.	Warsaw, Ind./Warsaw Community
81	Jack Meyer ^	DL	6-1	230	R-So.	New Melle, Mo./Francis Howell
10	Mekhi Miller	WR	6-1	191	So.	Overland Park, Kan./Blue Valley North
36	Tucker Miller ^	TE	6-5	245	R-Fr.	Raymore, Mo./Raymore-Peculiar
88	Ky Montgomery	DL	6-3	284	R-So. *	Indianapolis, Ind./Pike
45	Joe Moore III	OL	6-2	248	Jr. *	St. Louis, Mo./Cardinal Ritter/Arizona State
82	Logan Muckey	WR	6-0	207	R-So. *	Lee's Summit, Mo./Lee's Summit North
70	EJ Ndoma-Ogar	OL	6-3	325	Jr. *	Allen, Texas/Allen/Oklahoma
14	Triston Newson	LB	6-2	222	Jr. *	Independence, Miss./Independence/NE Miss.
87	Brett Norfleet	TE	6-7	235	Fr.	O'Fallon, Mo./Francis Howell
56	Nate Norris ^	LB	6-1	204	R-Fr. *	Columbia, Mo./Rock Bridge
22	Will Norris	LB	6-1	232	Jr. *	Columbia, Mo./Rock Bridge
12	Drey Norwood	DB	6-0	186	R-So. *	Fort Smith, Ark./Northside/Texas A&M
77	Curtis Peagler	OL	6-4	338	R-Fr. *	Demopolis, Ala./Demopolis
8	Nate Peat	RB	5-9	200	Sr. *	Columbia, Mo./Rock Bridge/Stanford
31	Nasir Pogue ^	DB	6-2	183	r-Fr.	Montgomery, Ala./ Auburn/Troy
62	Bence Polgar	OL	6-2	306	Sr. *	Wayne, N.J./Wayne Hills/Buffalo
98	Nick Quadrini ^	K	6-1	243	R-Fr.	Springfield, Mo./Kickapoo
2	Ennis Rakestraw Jr.	DB	6-0	178	Sr.	West Dallas, Texas/Duncanville
55	Tommy Reese ^	LB	6-1	220	Fr.	Newport Beach, Calif./Mission Viejo
66	Logan Reichert	OL	6-6	369	Fr.	Kansas City, Mo./Raytown
20	Jamal Roberts	RB	5-11	197	Fr.	Saint Louis, Mo./St. Mary's
6	Darius Robinson	OL	6-5	298	Sr. *	Southfield, Mich./Canton
29	Phillip Roche	DB	5-10	191	Fr.	Merrillville, Ind./Merrillville
7	Cody Schrader	RB	5-9	215	Sr. *	St. Louis, Mo./Lutheran South/Truman State
93	Andrew Serrano ^	DL	6-4	245	Jr.	Chicago, Ill./Notre Dame College Prep
78	Brandon Solis	OL	6-7	289	Fr.	Nashville, Tenn. /Lipscomb Academy
80	Tyler Stephens	TE	6-5	244	Sr. *	Braceville, Ohio/Labrae/Buffalo
46	Ben Straatmann	OL	6-0	233	Sr. *	Villa Ridge, Mo./Washington/Missouri S&T
55	Connor Tollison	OL	6-4	304	So. *	Jackson, Mo./Jackson
32	Serigne Tounkara	OL	6-2	235	Fr.	Houston, Texas/Clear Springs
15	Johnny Walker Jr.	OL	6-3	245	Jr. *	Tampa, Florida/Chamberlain
75	Mitchell Walters	OL	6-8	320	Jr. *	St. Louis, Mo./Mehlville
25	Ja'Marion Wayne	WR	6-2	196	R-Fr. *	St. Louis, Mo./Parkway West
1	Theo Wease Jr.	WR	6-2	192	Sr. *	Allen, Texas/Allen/Oklahoma
11	DJ Wesolak	LB	6-3	242	R-Fr. *	Boonville, Mo./Boonville
88	Max Whisner	TE	6-4	249	R-Fr. *	Kansas City, Mo./Lee's Summit
5	Kristian Williams	OL	6-2	303	Sr. *	Memphis, Tenn./Southwind/Oregon
97	Riley Williams	P	6-0	210	Sr.	Blue Mountains, Australia/Pro Kick
94	Sam Williams	DL	6-3	313	Fr.	Hogansville, Ga./Callaway
3	Sidney Williams Sr.	DB	6-0	188	Jr. *	New Orleans, La./Vigor (Ala.)/Florida State
10	Dameon Wilson	LB	6-0	223	So. *	Grover, N.C./Kings Mountain
73	Tristan Wilson	OL	6-4	303	R-Fr. *	Lebanon, Mo./Lebanon

PRONUNCIATIONS		
JC CARLIES .....CAR-lyes	Christopher KREH ..... KRAY	BENCE POLGAR .....ben-SEE pole-gar
Boyton CHENEY .....CHAY-knee	Armand MEMBOU ..... mem-BOO	Serigne Tounkara.....suh-reen toon-car-uh
XAVIER Delgado .....EX-zay-vee-ur	Harrison MEVIS .....mee-vus	DJ WESOLAK ..... WES-lock
JAVON Foster .....juh-VON	MEKHI Miller ..... mehk-EYE	Max WHISNER ..... WHYZ-ner
CAIMIN Hayes .....cay-men	EJ NDOMA-OGAR .....dough-ma OH-gar	DAMEON Wilson ..... day-ME-in
TRE'VEZ Johnson ..... TRUH-vez	Nate PEAT ..... pete	

## OFFENSE

<b>WR</b>	1	Theo Wease Jr.	6-2	192	Sr.
	17	Marquis Johnson	5-11	180	Fr.
	25	Ja'Marion Wayne	6-2	196	r-Fr.
<b>LT</b>	76	Javon Foster	6-5	317	Sr.
	50	Marcellus Johnson	6-4	307	Sr.
<b>LG</b>	72	Xavier Delgado	6-4	329	Sr.
	73	Tristan Wilson	6-4	303	r-Fr.
	-or- 66	Logan Reichert	6-6	369	Fr.
<b>C</b>	55	Connor Tollison	6-4	304	So.
	62	Bence Polgar	6-2	306	Sr.
	-or- 69	Drake Heismeyer	6-3	307	Jr.
<b>RG</b>	74	Cam'Ron Johnson	6-4	305	Jr.
	70	EJ Ndoma-Ogar	6-3	325	Jr.
<b>RT</b>	79	Armand Membou	6-3	317	So.
	75	Mitchell Walters	6-8	320	Jr.
<b>TE</b>	80	Tyler Stephens	6-5	252	Sr.
	-or- 87	Brett Norfleet	6-7	250	Fr.
	-or- 86	Jordon Harris	6-4	248	Fr.
	-or- 88	Max Whisner	6-4	252	r-Fr.
<b>WR</b>	3	Luther Burden III	5-11	214	So.
	10	Mekhi Miller	6-1	191	So.
	16	Daniel Blood	5-10	182	Fr.
<b>WR</b>	5	Mookie Cooper	5-9	185	Jr.
	0	Joshua Manning	6-2	199	Fr.
<b>QB</b>	12	Brady Cook	6-2	205	Jr.
	21	Sam Horn	6-4	217	r-Fr.
	6	Jake Garcia	6-2	204	So.
<b>RB</b>	7	Cody Schrader	5-9	215	Sr.
	8	Nate Peat	5-9	200	Sr.
	20	Jamal Roberts	5-11	197	Fr.
	22	Tavorus Jones	5-9	205	r-Fr.

## DEFENSE

<b>DE</b>	6	Darius Robinson	6-5	298	Sr.
	21	Nyles Gaddy	6-4	248	Sr.
	98	Austin Firestone	6-5	258	r-Fr.
<b>DT</b>	0	Jay Jernigan	6-0	277	Sr.
	-or- 90	Josh Landry	6-2	282	Sr.
	33	Marquis Gracial	6-4	331	r-Fr.
<b>DT</b>	99	Realus George Jr.	6-1	291	Sr.
	-or- 5	Kristian Williams	6-2	303	Sr.
<b>DE</b>	15	Johnny Walker Jr.	6-3	245	Jr.
	45	Joe Moore III	6-2	248	Jr.
	11	DJ Wesolak	6-3	242	r-Fr.
<b>MLB</b>	30	Chuck Hicks	6-1	228	Sr.
	10	Dameon Wilson	6-0	223	So.
<b>OLB</b>	8	Ty'Ron Hopper	6-2	230	Sr.
	14	Triston Newson	6-2	222	Jr.
<b>STAR</b>	13	Daylan Carnell	6-2	213	So.
	-or- 4	Tre'Vez Johnson	5-10	195	Jr.
	3	Sidney Williams Sr.	6-0	188	Jr.
<b>CB</b>	7	Kris Abrams-Draine	5-11	179	Jr.
	19	Marcus Clarke	5-11	184	Sr.
<b>S</b>	28	Joseph Charleston	6-0	196	Sr.
	29	Phillip Roche	5-10	191	Fr.
<b>S</b>	1	JC Carlies	6-3	218	Sr.
	20	Marvin Burks Jr.	6-1	201	Fr.
<b>CB</b>	2	Ennis Rakestraw Jr.	6-0	178	Jr.
	12	Drey Norwood	6-0	186	So.
	-or- 26	Shamar McNeil	6-3	169	Fr.

## SPECIAL TEAMS

<b>P</b>	93	Luke Bauer	6-5	209	So.
	97	Riley Williams	6-0	210	Sr.
<b>PK</b>	92	Harrison Mevis	5-11	243	Sr.
	19	Blake Craig	5-11	187	Fr.
<b>KO</b>	92	Harrison Mevis	5-11	243	Sr.
	19	Blake Craig	5-11	187	Fr.
<b>LS</b>	49	Brett Le Blanc	6-1	210	Fr.
	-or- 59	Trey Flint	6-0	212	Sr.
<b>H</b>	93	Luke Bauer	6-5	209	So.
	12	Brady Cook	6-2	205	Jr.
<b>PR</b>	3	Luther Burden III	5-11	214	So.
	7	Kris Abrams-Draine	5-11	179	Jr.
	16	Daniel Blood	5-10	182	Fr.
<b>KR</b>	17	Marquis Johnson	5-11	180	Fr.
	-or- 20	Marvin Burks Jr.	6-1	201	Fr.
	8	Nate Peat	5-9	200	Sr.
	-or- 7	Kris Abrams-Draine	5-11	179	Jr.

NO.	NAME	POS.	NO.	NAME	POS.	NO.	NAME	POS.	NO.	NAME	POS.
0	Jay Jernigan	DL	15	Johnny Walker Jr.	DL	33	Bryce Jackson	RB	73	Tristan Wilson	OL
0	Joshua Manning	WR	15	Tommy Lock	QB	34	Ricardo Merriweather	DB	74	Cam'Ron Johnson	OL
1	JC Carlies	DB	16	Brayshaw Littlejohn	LB	35	Boyton Cheney	DB	75	Mitchell Walters	OL
1	Theo Wease Jr.	WR	16	Daniel Blood	WR	35	Michael Cox	RB	76	Javon Foster	OL
2	Ennis Rakestraw Jr.	DB	17	Tyler Hibbler	DB	36	Devyn Butler	DB	77	Curtis Peagler	OL
3	Sidney Williams Sr.	DB	17	Marquis Johnson	WR	36	Tucker Miller	TE	78	Brandon Solis	OL
3	Luther Burden III	WR	18	Dylan Laible	QB	38	Christopher Kreh	RB	79	Armand Membou	OL
4	Tre'Vez Johnson	DB	19	Marcus Clarke	DB	39	Caimin Hayes	DB	80	Tyler Stephens	TE
5	Kristian Williams	DL	19	Blake Craig	K	41	Carmycah Glass	LB	81	Jack Meyer	DL
5	Mookie Cooper	WR	20	Marvin Burks Jr.	DB	45	Joe Moore III	DL	81	Shawn Hendershot	TE
6	Darius Robinson	DL	20	Jamal Roberts	RB	46	Ben Straatmann	DL	82	Logan Muckey	WR
6	Jake Garcia	QB	21	Nyles Gaddy	DL	49	Brett Le Blanc	LS	84	Ryan Hoerstkamp	TE
7	Kris Abrams-Draine	DB	21	Sam Horn	QB	50	Marcellus Johnson	OL	86	Jordon Harris	TE
7	Cody Schrader	RB	22	Will Norris	LB	51	Tyson Ellison	LB	87	Brett Norfleet	TE
8	Ty'Ron Hopper	LB	22	Tavorus Jones	RB	52	Jahkai Lang	DL	88	Ky Montgomery	DL
8	Nate Peat	RB	24	Nicholas Deloach, Jr.	DB	55	Tommy Reese	LB	88	Max Whisner	TE
9	Chad Bailey	LB	24	Micah Manning	WR	55	Connor Tollison	OL	90	Josh Landry	DL
9	Peanut Houston	WR	25	Ja'Marion Wayne	WR	57	Jack Kautz	LS	92	Harrison Mevis	K
10	Dameon Wilson	LB	26	Shamar McNeil	DB	58	Ma'Yi Lee	OL	93	Luke Bauer	P
10	Mekhi Miller	WR	28	Joseph Charleston	DB	59	Trey Flint	LS	94	Sam Williams	DL
11	DJ Wesolak	LB	29	Phillip Roche	DB	62	Bence Polgar	OL	95	Jalen Marshall	DL
12	Drey Norwood	DB	29	Noah Flaskamp	WR	66	Logan Reichert	OL	96	Nick Quadrini	K
12	Brady Cook	QB	30	Chuck Hicks	LB	67	Xavier Machado	OL	97	Andrew Serrano	DL
13	Daylan Carnell	DB	31	Nasir Pogue	DB	68	Jack McGarry	OL	97	Riley Williams	P
13	Gabarri Johnson	QB	31	Anthony Favrow	RB	69	Drake Heismeyer	OL	98	Austin Firestone	DL
14	Triston Newson	LB	32	Serigne Tounkara	DL	70	EJ Ndoma-Ogar	OL	99	Realus George Jr.	DL
14	Brett Brown	QB	33	Marquis Gracial	DL	72	Xavier Delgado	OL			



2023 MISSOURI FOOTBALL

ROSTER BY POSITION

DEFENSIVE BACKS

#	NAME	H	W	Y	HOMETOWN/HS/PREVIOUS SCHOOL
7	Kris Abrams-Draine	5-11	179	Jr.	Mobile, Ala./Spanish Fort
20	Marvin Burks Jr.	6-1	201	Fr.	St. Louis, Mo./Cardinal Ritter
36	Devyn Butler	5-9	176	So.	Allen, Texas/Allen/Texas Tech
1	JC Carlies	6-3	218	Sr.	Orlando, Fla./West Orange
13	Daylan Carnell	6-2	213	So.	Indianapolis, Ind./Ben Davis
28	Joseph Charleston	6-0	196	Sr.	Milton, Ga./Milton/Clemson
35	Boyton Cheney	5-9	178	r-Fr.	Fayetteville, Ga./Whitewater
19	Marcus Clarke	5-11	184	Sr.	Winter Park, Fla./Winter Park/Miami
24	Nicholas Deloach, Jr.	6-0	175	Fr.	Cahokia, Ill./Cahokia
39	Caimin Hayes	5-10	198	Jr.	Philadelphia, Pa./Malvern Prep
17	Tyler Hibbler	5-11	196	So.	St. Louis, Mo./Trinity Catholic
4	Tre'Vez Johnson	5-10	195	Jr.	Jacksonville, Fla./Bartram Trail/Florida
26	Shamar McNeil	6-3	189	Fr.	Lauderhill, Fla./American Heritage
34	Ricardo Merriweather	5-11	179	Fr.	St. Louis, Mo./Lutheran North
12	Drey Norwood	6-0	186	So.	Fort Smith, Ark./Northside/Texas A&M
31	Nasir Pogue	6-2	183	r-Fr.	Montgomery, Ala./ Auburn/Troy
2	Ennis Rakestraw Jr.	6-0	178	Jr.	West Dallas, Texas/Duncanville
29	Phillip Roche	5-10	191	Fr.	Merrillville, Ind./Merrillville
3	Sidney Williams Sr.	6-0	188	Jr.	New Orleans, La./Vigor (Ala.)/Florida State

DEFENSIVE LINE

#	NAME	H	W	Y	HOMETOWN/HS/PREVIOUS SCHOOL
98	Austin Firestone	6-5	258	Fr.	Niceville, Fla./Niceville/Northwestern
21	Nyles Gaddy	6-4	248	Sr.	Nashville, Tenn./Father Ryan/Jackson State
99	Realus George Jr.	6-1	291	Gr.	Atlanta, Ga./Pace Academy/Independence CC
33	Marquis Gracial	6-4	331	r-Fr.	St. Louis, Mo./St. Charles
0	Jay Jernigan	6-0	277	Sr.	Allen, Texas/Allen/Oklahoma State
90	Josh Landry	6-2	282	Gr.	Houston, Texas/Lamar HS/Baylor
52	Jahkai Lang	6-3	252	Fr.	Troy, Mo./Troy Buchanan
95	Jalen Marshall	6-4	318	r-Fr.	Overland Park, Kan./St. Thomas Aquinas
81	Jack Meyer	6-1	230	So.	New Melle, Mo./Francis Howell
88	Ky Montgomery	6-3	284	So.	Indianapolis, Ind./Pike
45	Joe Moore III	6-2	248	Jr.	St. Louis, Mo./Cardinal Ritter/Arizona State
6	Darius Robinson	6-5	298	Gr.	Southfield, Mich./Canton
97	Andrew Serrano	6-4	245	Jr.	Chicago, Ill./Notre Dame College Prep
46	Ben Straatmann	6-0	233	Gr.	Villa Ridge, Mo./Washington/Missouri S&T
32	Serigne Tounkara	6-2	235	Fr.	Houston, Texas/Clear Springs
15	Johnny Walker Jr.	6-3	245	Jr.	Tampa, Florida/Chamberlain
11	DJ Wesolak	6-3	242	r-Fr.	Boonville, Mo./Boonville
5	Kristian Williams	6-2	303	Sr.	Memphis, Tenn./Southwind/Oregon
94	Sam Williams	6-3	313	Fr.	Hogansville, Ga./Callaway

LINEBACKERS

#	NAME	H	W	Y	HOMETOWN/HS/PREVIOUS SCHOOL
9	Chad Bailey	6-0	239	Sr.	Missouri City, Texas/Ridge Point
51	Tyson Ellison	6-2	205	Fr.	Boonville, Mo./Boonville
41	Carmycah Glass	6-4	225	r-Fr.	Monroe, La./Duachita Parish
30	Chuck Hicks	6-1	228	Gr.	San Diego, Calif./Lincoln/Wyoming
8	Ty'Ron Hopper	6-2	230	Sr.	Shelby, N.C./Roswell/Florida
16	Brayshawnn Littlejohn	6-0	213	Fr.	Gaffney, S.C./Gaffney
14	Triston Newson	6-2	222	Jr.	Independence, Miss./Independence/NE Miss. CC
22	Will Norris	6-1	232	Jr.	Columbia, Mo./Rock Bridge
55	Tommy Reese	6-1	220	Fr.	Newport Beach, Calif./Mission Viejo
10	Dameon Wilson	6-0	223	So.	Grover, N.C./Kings Mountain

SPECIALISTS

#	NAME	H	W	Y	HOMETOWN/HS/PREVIOUS SCHOOL
59	Trey Flint	6-0	212	Gr.	Grapevine, Texas/Colleyville Heritage/Duachita Baptist
57	Jack Kautz	5-11	196	r-Fr.	Sterling Heights, Mich./Notre Dame Prep
49	Brett Le Blanc	6-1	210	Fr.	Elkhorn, Wisc./Elkhorn Area
19	Blake Craig	5-11	187	Fr.	Kansas City, Mo./Liberty North
92	Harrison Mevis	5-11	243	Sr.	Warsaw, Ind./Warsaw Community
96	Nick Quadrini	6-1	243	r-Fr.	Springfield, Mo./Kickapoo
93	Luke Bauer	6-5	209	So.	St. Louis, Mo./De Smet
97	Riley Williams	6-0	210	Sr.	Blue Mountains, Australia/Pro Kick

OFFENSIVE LINE

#	NAME	H	W	Y	HOMETOWN/HS/PREVIOUS SCHOOL
72	Xavier Delgado	6-4	329	Gr.	Glendale, Ariz./Deer Valley
78	Javon Foster	6-5	317	Gr.	Detroit, Mich./West Bloomfield
69	Drake Heismeyer	6-3	307	Jr.	St. Charles, Mo./Francis Howell
50	Marcellus Johnson	6-4	307	Gr.	Normal, Ill./Community/Eastern Michigan
74	Cam'Ron Johnson	6-4	305	Jr.	Houston, Texas/Shadow Creek/Houston
58	Ma'Yi Lee	6-6	319	Sr.	Metairie, La./East Jefferson/Coffeyville C.C.
67	Xavier Machado	6-5	308	r-Fr.	Weldon Spring, Mo./Francis Howell
68	Jack McGarry	6-3	281	r-Fr.	Hinsdale, Ill./Hinsdale Central
79	Armand Membou	6-3	317	So.	Lee's Summit, Mo./Lee's Summit North
70	EJ Ndoma-Ogar	6-3	325	Jr.	Allen, Texas/Allen/Oklahoma
77	Curtis Peagler	6-4	338	r-Fr.	Demopolis, Ala./Demopolis
62	Bence Polgar	6-2	306	Sr.	Wayne, N.J./Wayne Hills/Bufalo
66	Logan Reichert	6-6	369	Fr.	Kansas City, Mo./Raytown
78	Brandon Solis	6-7	289	Fr.	Nashville, Tenn. /Lipscomb Academy
55	Connor Tollison	6-4	304	So.	Jackson, Mo./Jackson
75	Mitchell Walters	6-8	320	Jr.	St. Louis, Mo./Mehlville
73	Tristan Wilson	6-4	303	r-Fr.	Lebanon, Mo./Lebanon

QUARTERBACKS

#	NAME	H	W	Y	HOMETOWN/HS/PREVIOUS SCHOOL
14	Brett Brown	6-1	188	r-Fr.	Brentwood, Tenn./Battle Ground Academy
12	Brady Cook	6-2	205	Jr.	St. Louis, Mo./Chaminade
6	Jake Garcia	6-2	204	So.	Whittier, Calif./Grayson (Ga.)/Miami
21	Sam Horn	6-4	217	r-Fr.	Lawrenceville, Ga./Collins Hill
13	Gabbarri Johnson	5-10	193	Fr.	Tacoma, Wash./Lincoln
18	Dylan Laible	6-4	195	Jr.	Frisco, Texas/Wakeland/Hutchinson CC
15	Tommy Lock	6-3	189	So.	Lee's Summit, Mo./Lee's Summit

RUNNING BACKS

#	NAME	H	W	Y	HOMETOWN/HS/PREVIOUS SCHOOL
35	Michael Cox	6-1	230	So.	Atlanta, Ga./Holy Innocents' Episcopal
31	Anthony Favrow	5-8	197	r-Fr.	San Clemente, Calif./Olathe West (Kan.)
33	Bryce Jackson	5-7	212	So.	Columbia, Mo./Rock Bridge
22	Tavorus Jones	5-9	205	r-Fr.	El Paso, Texas/Burges
38	Christopher Kreh	5-9	214	So.	Chesterfield, Mo./Marquette
8	Nate Peat	5-9	200	Gr.	Columbia, Mo./Rock Bridge/Stanford
20	Jamal Roberts	5-11	197	Fr.	Saint Louis, Mo./St. Mary's
7	Cody Schrader	5-9	215	Gr.	St. Louis, Mo./Lutheran South/Truman State

TIGHT ENDS

#	NAME	H	W	Y	HOMETOWN/HS/PREVIOUS SCHOOL
86	Jordon Harris	6-4	248	Fr.	Pine Bluff, Ark./Pine Bluff
81	Shawn Hendershot	6-3	221	Jr.	Overland Park, Kan./Blue Valley North
84	Ryan Hoerstkamp	6-2	241	So.	Washington, Mo./Washington
38	Tucker Miller	6-5	245	r-Fr.	Raymore, Mo./Raymore-Peculiar
87	Brett Norfleet	6-7	250	Fr.	O'Fallon, Mo./Francis Howell
80	Tyler Stephens	6-5	252	Sr.	Braceville, Ohio/Labrae/Bufalo
88	Max Whisner	6-4	252	r-Fr.	Kansas City, Mo./Lee's Summit

WIDE RECEIVERS

#	NAME	H	W	Y	HOMETOWN/HS/PREVIOUS SCHOOL
16	Daniel Blood	5-10	182	Fr.	Destrehan, La./Destrehan
3	Luther Burden III	5-11	214	So.	St. Louis, Mo./East St. Louis
5	Mookie Cooper	5-9	185	Jr.	St. Louis, Mo./Trinity Catholic/Ohio State
29	Noah Flaskamp	6-1	196	Fr.	Collierville, Tenn./Collierville
9	Peanut Houston	5-10	180	Sr.	Oklahoma City, Okla./Millwood/Hutchinson CC
17	Marquis Johnson	5-11	180	Fr.	Dickinson, Texas/Dickinson
0	Joshua Manning	6-2	199	Fr.	Lee's Summit, Mo./Lee's Summit Senior
24	Micah Manning	5-8	187	Jr.	Lee's Summit, Mo./Lee's Summit/Iowa Western
10	Mekhi Miller	6-1	191	So.	Overland Park, Kan./Blue Valley North
82	Logan Muckey	6-0	207	So.	Lee's Summit, Mo./Lee's Summit North
25	Ja'Marion Wayne	6-2	196	r-Fr.	St. Louis, Mo./Parkway West
1	Theo Wease Jr.	6-2	192	Sr.	Allen, Texas/Allen/Oklahoma

**RETURNING STATISTICAL LEADERS (2022 STATS)**

Points Scored.....	K Harrison Mevis (99)
Touchdowns .....	WR Luther Burden III (9)
Rushing Yards.....	RB Cody Schrader (658)
Rushing Touchdowns.....	RB Cody Schrader (8)
Receiving Yards.....	WR Luther Burden III (375)
Receiving Touchdowns.....	WR Luther Burden III (6)
Passing Yards.....	QB Brady Cook (2,739)
Passing Touchdowns.....	QB Brady Cook (14)
Tackles .....	S JC Carlies (81)
Tackles For Loss .....	LB Ty'Ron Hopper (13.5)
Sacks.....	DL Darius Robinson (3.5)
Interceptions .....	S JC Carlies/S Daylan Carnell (3)

**WHO IS BACK?**

Starters Returning From 2022

**OFFENSE (7)**

TE	Tyler Stephens.....	6 starts
LT	Javon Foster .....	11 starts
LG	Xavier Delgado .....	12 starts
C	Connor Tollison.....	13 starts
WR	Luther Burden III.....	10 starts
QB	Brady Cook .....	13 starts
RB	Cody Schrader.....	10 starts

**DEFENSE (8)**

DT	Darius Robinson.....	10 starts
DT	Kristian Williams .....	10 starts
LB	Chad Bailey.....	11 starts
LB	Ty'Ron Hopper .....	12 starts
CB	Kris Abrams-Draine.....	12 starts
CB	Ennis Rakestraw, Jr.....	13 starts
S	JC Carlies .....	13 starts
S	Joseph Charleston.....	12 starts

**SPECIAL TEAMS (1)**

K	Harrison Mevis
---	----------------

**WHO HAS DEPARTED?**

Starters Lost From 2022

**OFFENSE (3)**

WR	Tauskie Dove.....	10 starts
OL	Connor Wood .....	12 starts
WR	Dominic Lovett.....	6 starts

**DEFENSE (3)**

S	Martez Manuel.....	12 starts
DE	Isaiah McGuire.....	12 starts
DE	Trajan Jeffcoat.....	11 starts

**SPECIAL TEAMS (3)**

LS	Daniel Hawthorne
KOS	Sean Koetting
P	Jack Stonehouse

**LETTER WINNERS RETURNING - 42 (21 O, 20 D, 1 ST)**

OFFENSIVE LETTER WINNERS RETURNING (21)

**Quarterback:** Brady Cook**Running Back:** Michael Cox, Tavorus Jones, Christopher Kreh, Nate Peat, Cody Schrader**Wide Receiver:** Luther Burden III, Mookie Cooper, Peanut Houston, Mekhi Miller, Ja'Marion Wayne**Tight End:** Ryan Hoerstkamp, Logan Muckey, Tyler Stephens**Offensive Line:** Xavier Delgado, Javon Foster, Drake Heismeyer, Armand Membou, EJ Ndoma-Ogar, Connor Tollison, Mitchell Walters

DEFENSIVE LETTER WINNERS RETURNING (20)

**Defensive Back:** Kris Abrams-Draine, JC Carlies, Daylan Carnell, Joseph Charleston, Marcus Clarke, Caimin Hayes, Tyler Hibbler, Dreyden Norwood, Ennis Rakestraw Jr.**Linebacker:** Chad Bailey, Ty'Ron Hopper, Will Norris, DJ Wesolak, Dameon Wilson**Defensive Line:** Realus George Jr., Jay Jernigan, Josh Landry, Darius Robinson, Johnny Walker Jr., Kristian Williams

SPECIAL TEAMS LETTER WINNERS RETURNING (1)

**Kicker:** Harrison Mevis**INCOMING TRANSFERS - 16 (6 O, 8 D, 2 ST)**

OFFENSIVE TRANSFERS (6)

**Quarterback:** Jake Garcia (Miami), Dylan Laible (Hutchinson CC)**Running Back:****Wide Receiver:** Dannis Jackson (Ole Miss), Theo Wease Jr. (Oklahoma)**Tight End:****Offensive Line:** Cam'Ron Johnson (Houston), Marcellus Johnson (Eastern Michigan)

DEFENSIVE TRANSFERS (8)

**Defensive Back:** Tre'Vez Johnson (Florida), Nasir Pogue (Troy), Sydney Williams Sr. (Florida State)**Linebacker:** Triston Newson (NE Mississippi CC)**Defensive Line:** Austin Firestone (Northwestern), Nyles Gaddy (Jackson State), Joe Moore III (Arizona State), Ben Straatmann (Missouri S&T)

SPECIAL TEAMS TRANSFERS (2)

**Long Snapper:** Trey Flint (Ouachita Baptist)**Punter:** Riley Williams (Towson)

# HEAD COACH ELIAH DRINKWITZ

FOURTH YEAR • ARKANSAS TECH '04

A winner at every stage of his career, Eliah Drinkwitz – considered one of college football's top offensive minds – was introduced as the University of Missouri's 33rd football head coach in December 2019. The 2023 campaign will mark his fourth running the program and fifth season as a head coach.

In his seven seasons as an offensive coordinator and head coach, Drinkwitz has produced six 1,000-yard rushers, four 3,000-yard passers and four 1,000-yard receivers. In three years (2015, 2017, 2018), his offenses made at least one in each category. The combined record of his teams from 2010-22 is 115-53 overall (.684), including a 68-37 conference mark (.647).

Drinkwitz – 17-19 at MU (fourth season) and 29-20 overall as a head coach (fifth season) – advanced to bowl games in his first three seasons with the Tigers, joining former head coach Warren Powers (1978, 1979, 1980) as the only two MU head coaches to achieve the feat.

Under Drinkwitz's leadership, Mizzou produced its highest-ranked recruiting classes: 2021 No. 20, 2022 No. 19 (per Rivals), and the No. 1 wide receiver in the 2022 class.

The 2022 season showcased a much-improved defense, ranked fourth in the Southeastern Conference and 34th nationally by allowing just 340.8 yards per game, 93.8 less than in 2021. Freshman phenom Luther Burden III took no time making his mark at the college level. The St. Louis native became the first true freshman since 2008 to record two receiving touchdowns, two rushing touchdowns, and a punt-return touchdown in the same season. Burden III's eight scores from scrimmage were second amongst SEC true freshmen (Ole Miss' Quinshon Judkins) and led true freshmen receivers nationally.

The 2021 season saw Tyler Badie set the school's single-season record for rushing yards (1,804). His 14 touchdowns in 12 games are ninth on Mizzou's single-season and top-10 list. He was a CoSIDA Academic All-American, the SEC Football Scholar-Athlete of the Year (Mizzou's first-ever), first-team All-SEC and was named to multiple All-America teams.

In 2020, the Tigers overcame an 0-2 start to win five of their last eight games despite playing with less than 60 scholarship players for over half of those contents. Of the SEC's four new head coaches to begin work in the nation's toughest conference in 2020, Drinkwitz's 5-5 regular-season record was the league's best, ahead of Ole Miss' Lane Kiffin (4-5), Mississippi State's Mike Leach (3-7) and Arkansas' Sam Pittman (3-7).

Drinkwitz took over the Tigers program following an impressive 2019 season at Appalachian State that saw the 20th-ranked Mountaineers win the Sun Belt Conference title en route to a 12-1 record. Drinkwitz was named a finalist for the 2019 Eddie Robinson Award, a prestigious annual award to the nation's top coach. He was also named the North Carolina Coach of the Year by the North State Journal.

Before App State, Drinkwitz spent three years as OC and QB coach at NC State (2016-18), two years at Boise State – coaching the tight ends (2014) and serving as OC and QB coach (2015) – along with two years as the running backs coach at Arkansas State where the Red Wolves won back-to-back Sun Belt Championships. His first FBS coaching opportunity was as a quality control assistant at Auburn from 2010-11. The Tigers won the SEC and went on to the BCS Championship with a 14-0 record.

## DRINKWITZ'S HEAD COACHING RECORD

YEAR	SCHOOL	OVERALL	CONFERENCE	NOTABLE
2019	Appalachian State	12-1	7-1	Sun Belt Champs / New Orleans Bowl (didn't coach)
2020	Missouri	5-5	5-5	Music City Bowl (no game)
2021	Missouri	6-7	3-5	Armed Forces Bowl
2022	Missouri	6-7	3-5	Gasparilla Bowl
2023	Missouri	8-2	4-2	--
<b>TOTALS</b>	<b>MISSOURI</b>	<b>25-21 [.543]</b>	<b>15-17 [.469]</b>	
	<b>FIVE SEASONS</b>	<b>37-22 [.627]</b>	<b>22-18 [.550]</b>	



F

Drinkwitz graduated magna cum laude and was the student body president at Arkansas Tech (bachelor's, education) before beginning his coaching career at the prep level in his hometown of Alma, Ark., in 2005. He and his wife, Lindsey (Sivils), have four daughters: Addison, Emerson, Ella and Parker Lynn.

## THE DRINKWITZ FILE



### PERSONAL INFORMATION

**Born:** April 12, 1983  
**Hometown:** Alma, Ark.  
**Wife:** Lindsey (Sivils)  
**Children:** Addison, Emerson, Ella, Parker  
**Education:** Arkansas State (2004)  
**Year in Coaching:** 17th  
**Twitter** @CoachDrinkwitz  
**Instagram** @EliahDrinkwitz

### COACHING CAREER

YEAR	SCHOOL	POSITION
2005	Alma HS (Ark.)	Assistant,
2006-09	Springdale HS (Ark.)	Off. Coord.,
2010-11	Auburn	QC Assistant
2012	Arkansas State	Running Backs
2013	Arkansas State	Co-OC/RBs,
2014	Boise State	Tight Ends
2015	Boise State	Offensive Coord./QBs
2016-18	NC State	Offensive Coord./QBs
2019	Appalachian State	Head Coach
2020-	Missouri	Head Coach



**AL POGUE****ASSISTANT HEAD COACH/CORNERBACKS**

SECOND SEASON • ALABAMA STATE '98

- Joined the Tigers' staff in 2022 following seasons at Troy (2021, and 2014-18), Auburn (2020, 2011-13) and West Virginia (2019).
- In his first season in Columbia, helped engineer a defensive turnaround that saw Mizzou rank fourth in the SEC and 33rd nationally in total defense, allowing just 340.8 yards per game.
- Troy led the nation in red zone defense in 2017, as the Trojans set a school record for wins and won the Sun Belt Championship.
- Pogue and his wife, Nikita, are parents to Allison and Nasir.

**F****BLAKE BAKER****DEFENSIVE COORDINATOR/SAFETIES**

SECOND SEASON • TULANE '08

- Begins his second season as Mizzou's defensive coordinator after previously performing the same role at Miami (Fla.) and Louisiana Tech.
- Baker, who came to Mizzou in 2022 after spending the 2021 season as LSU's linebackers coach, spearheaded a notable turnaround in which the Tigers ranked fourth in the SEC and 33rd nationally by allowing just 340.8 yards per game.
- Baker and his wife, Roslyn, have a daughter, Anderson, and two sons, Byron and Brady.

**F****KIRBY MOORE****OFFENSIVE COORDINATOR/QUARTERBACKS**

FIRST SEASON • BOISE STATE '12

- Former Boise State standout who came to Columbia in January 2023 after serving six years in various roles at Fresno State (2017-22), including the Bulldogs' OC in 2022.
- During his tenure at Fresno, the Bulldogs topped the 4,600-yard mark in total offense five times.
- In 2022, he helped Fresno State to the Mountain West title and Jimmy Kimmel LA Bowl championship.
- He and his wife, Kayla, have two children, a daughter, Sutton, and a son, Cohen.

**PB****DJ SMITH****CO-DEFENSIVE COORDINATOR/LINEBACKERS**

FOURTH SEASON • APPALACHIAN STATE '10

- Former NFL linebacker who enjoyed four-year pro career following standout college career at Appalachian State.
- Came to Mizzou with head coach Eli Drinkwitz in December 2019, following four years on the staff of his alma mater.
- Has helped develop one of the top linebacker units in the SEC, including current Tigers Chad Bailey and Ty'Ron Hopper.
- Mentored Butkus Award finalist Nick Bolton, a second-round pick in the 2021 NFL Draft and a Super Bowl LVII champion.
- Smith and his wife, Charla, are parents to a son, Carter.

**PB****ERIK LINK****SPECIAL TEAMS COORDINATOR/TIGHT ENDS**

FOURTH SEASON • DRAKE '03

- A 20-year coaching veteran, Link has coordinated the Tigers' special teams since his arrival in 2019.
- Has worked with kicker Harrison Mevis, a first-team All-SEC and All-America honoree, since his arrival at Mizzou in 2020.
- Arrived in Columbia after one season at Appalachian State (2019), where the Pioneers led the nation in blocked kicks.
- Part of four-straight conference championship-winning staffs, including a BCS National Championship with Auburn (2010).
- Link and his wife, Jill, have a daughter, Evelyn.

**F****AL DAVIS****DEFENSIVE LINE/INTERIOR**

THIRD SEASON • ARKANSAS '12

- Came to Mizzou in 2021 after coaching the defensive tackles at Illinois (2020) and three years at Hutchinson Community College (2017-19).
- Has helped forge one of the strongest defensive line units in the SEC since his arrival in Columbia.
- Played in 49 career games at Arkansas (2009-12) and served as a team captain as a senior.
- Began his collegiate coaching career at his alma mater as a defensive graduate assistant (2014-16).

**F****BRANDON JONES****OFFENSIVE LINE**

FIRST SEASON • TEXAS TECH '06

- Jones joined the Mizzou coaching staff in April 2023 after helping develop successful offensive line units at Texas Tech (2016-18), Cal (2015-16) and East Carolina (2010-14).
- In Jones's four seasons at Houston (2019-22), five offensive linemen received All-AAC accolades a total of six times.
- In his first season at Texas Tech, the Raiders ranked ninth nationally in passing, 16th in total offense and 23rd in scoring.
- Jones and his wife, Toya, have two daughters, Jordyn and Londyn.

**F****CURTIS LUPER****RUNNING BACKS**

FOURTH SEASON • STEPHEN F. AUSTIN '96

- A 28-year coaching veteran who came to Mizzou in 2019.
- Luper joined the Tigers' staff after notable stops at TCU (2013-19), Auburn (2009-12) and Oklahoma State (2005-08).
- Mentored NFL running backs Tyler Badie and Larry Rountree III since his arrival in Columbia.
- Recruited the likes of Heisman Trophy-winner Cam Newton, and notable NFL Pro Bowlers Dez Bryant and Russell Okung.
- Luper and his wife, Tanya, are the parents of A'rielle, Cameron, Chancellor, Simara, Charitie, Xavier, Cheyenne and Ayden.

**F****JACOB PEELER****WIDE RECEIVERS**

SECOND SEASON • LOUISIANA TECH '07

- Came to Mizzou after stops on the offensive staffs at Texas State (2020-21), at Ole Miss (2017-19) and Cal (2013-16).
- At receivers coach and co-offensive coordinator at Ole Miss, Peeler mentored a pair of NFL standouts in Tennessee's A.J. Brown and Seattle's D.K. Metcalf.
- During his time at Cal, the Golden Bears offense ranked among the top 10 in the nation in passing offense, top 15 in total offense and top 25 in scoring offense for three-straight seasons.

**F****KEVIN PEOPLES****DEFENSIVE LINE/EDGE**

SECOND SEASON • CARROLL COLLEGE '93

- A 30-year coaching veteran, Peoples joined the Mizzou staff in January 2022 as assistant coach for the defensive line (edge).
- Came to Columbia following stops at Indiana (2020-21), Tulane (2016-19), Georgia Southern (2014-15), UAB (2013), Arkansas (2010-12) and Arkansas State (2002-09).
- Mentored 2022 NFL Draftee Isaiah McGuire, as well as preseason All-SEC DE Darius Robinson, helping the Tigers rank fourth in the SEC and 33rd nationally in total defense last fall.
- Peoples is married to the former Rebecca Chilton.

**F**

2023 RESULTS (8-2, 4-2 SEC)

DATE	OPPONENT	RESULT	SCORE	REC	SEC	TIME	ATT
Aug. 31	<b>SOUTH DAKOTA</b>	W	35-10	1-0	—	3:27	50,434
Sept. 9	<b>MIDDLE TENNESSEE</b>	W	23-19	2-0	—	3:19	57,645
Sept. 16	15 <b>KANSAS STATE</b>	W	30-27	3-0	—	3:28	62,621
Sept. 23	vs. Memphis ^	W	34-27	4-0	—	3:20	45,085
Sept. 30	@ Vanderbilt *	W	38-21	5-0	1-0	3:19	26,332
Oct. 7	23 <b>LSU</b> *	L	39-49	5-1	1-1	3:44	62,621
Oct. 14	@ 23 Kentucky *	W	38-21	6-1	2-1	3:33	61,654
Oct. 21	<b>SOUTH CAROLINA</b> *	W	34-12	7-1	3-1	3:15	62,621
Nov. 4	@ 1 Georgia *	L	30-21	7-2	3-2	3:12	92,746
Nov. 11	13 <b>TENNESSEE</b> *	W	36-7	8-2	4-2	3:15	62,621
Nov. 18	<b>FLORIDA</b> *						
Nov. 24	@ Arkansas *						

^ -Zou To The Lou Classic (The Dome at America's Center - St. Louis, Missouri); \* - Southeastern Conference Game

TEAM STATISTICS

SCORE BY QUARTERS

TEAM	1ST	2ND	3RD	4TH	—	TOT
Missouri	73	105	42	108	—	328
Opponents	48	44	57	74	—	223

	MISSOURI	OPPONENTS
<b>SCORING</b>		
Points Per Game	32.8	22.3
Points Off Turnovers	36	38
<b>Total</b>	<b>328</b>	<b>223</b>
<b>FIRST DOWNS</b>		
Rushing	92	69
Passing	118	99
Penalty	16	18
<b>Total</b>	<b>226</b>	<b>186</b>
<b>RUSHING</b>		
Yards Gained	1,841	1,389
Yards Lost	253	274
Attempts	368	307
Average Per Attempt	4.3	3.6
Avg. Per Game	158.8	111.5
Touchdowns	19	5
<b>Total</b>	<b>1,588</b>	<b>1,115</b>
<b>PASSING</b>		
Att-Comp-Int	302-205-6	334-208-8
Avg. Per Attempt	9.40	6.96
Avg. Per Game	283.90	232.40
Touchdowns	19	19
<b>Total</b>	<b>2,839</b>	<b>2,324</b>
<b>TOTAL OFFENSE</b>		
Total Plays	670	641
Avg. Per Play	6.6	5.4
Avg. Per Game	442.7	343.9
Total Yards	4,427	3,439
Touchdowns	39	25

	MISSOURI	OPPONENTS
<b>RETURNS</b>		
Kickoff: Average	18.8	20.1
Kickoff: Total	18-338	22-441
Punt: Average	10.0	7.1
Punt: Total	6-60	8-57
INT: Average	5.88	12.67
INT: Total	8-47	6-76
<b>KICKING</b>		
Punt: Avg. Yards Per Kick	41.3	42.60
Punt: Net Average	38.9	40.9
Punt: Total Yards	33-1,363	47-2,002
FG: Good-Attempts	18-24	15-19
Onside Kicks	0-0	0-1
<b>PENALTIES</b>		
Avg. Per Game (YDS)	54.40	61.80
<b>Total-Yards</b>	<b>72-544</b>	<b>73-618</b>
<b>TIME OF POSSESSION</b>		
Avg. Per Game	30:21	29:38
<b>Total</b>	<b>05:03:30</b>	<b>04:56:23</b>
<b>MISCELLANEOUS</b>		
3rd Down Conversions	55-124 (44.35 %)	53-140 (37.86 %)
4th Down Conversions	5-9 (55.56 %)	9-15 (60.00 %)
Fumbles-Lost	7-2	14-3
Sacks-Yards Lost	28-176	19-121
PAT: Good-Attempts	34-35	24-24
Misc. Yards	37	0
Red Zone: Attempts-Scores	42-43	27-33
Red Zone: Touchdowns	28-43	17-33

PASSING

#	PLAYER	GP	RATING	COMP	ATT	INT	%	YDS	TD	LONG	AVG/G
12	Cook, Brady	10	161.95	201	295	5	68.14 %	2746	17	76	274.60
21	Horn, Sam	2	176.72	3	5	1	60.00 %	54	1	31	27.00
93	Bauer, Luke	10	757.60	1	1	0	100.00 %	39	1	39	4.88
TOTAL		10	163.63	205	302	6	67.88 %	2839	19	76	283.90
OPPONENTS		10	134.71	208	334	8	62.28 %	2324	19	46	232.40

RUSHING

#	PLAYER	GP	ATT	GAIN	LOSS	NET	AVG	TD	LG	AVG/G
7	Schrader, Cody	10	197	1143	19	1124	5.7	11	52	112.40
8	Peat, Nathaniel	9	66	300	30	270	4.1	2	19	30.00
12	Cook, Brady	10	81	375	147	228	2.8	6	25	22.80
3	Burden III, Luther	10	6	11	0	11	1.8	0	6	1.10
5	Cooper, Mookie	10	1	3	0	3	3.0	0	3	0.30
17	Johnson, Marquis	10	1	3	0	3	3.0	0	3	0.30
21	Horn, Sam	2	3	6	7	-1	-0.3	0	6	-0.50
93	Bauer, Luke	10	1	0	11	-11	-11.0	0	0	-1.10
TOTAL		10	368	1841	253	1588	4.3	19	52	158.80
OPPONENTS		10	307	1389	274	1115	3.6	5	35	111.50

RECEIVING

#	PLAYER	GP	REC	YDS	AVG	TD	LG	AVG/G
3	Burden III, Luther	10	68	984	14.47	8	56	98.40
1	Wease Jr., Theo	10	43	547	12.72	5	33	54.70
5	Cooper, Mookie	10	31	400	12.90	0	41	40.00
17	Johnson, Marquis	10	11	324	29.45	3	76	32.40
7	Schrader, Cody	10	20	191	9.55	0	43	19.10
10	Miller, Mekhi	8	8	123	15.38	1	31	15.38
87	Norfleet, Brett	9	11	120	10.91	1	27	13.33
8	Peat, Nathaniel	9	6	81	13.50	1	49	9.00
80	Stephens, Tyler	10	5	49	9.80	0	20	4.90
16	Blood, Daniel	7	2	20	10.00	0	16	2.86
TOTAL		10	205	2839	13.85	19	76	283.90
OPPONENTS		10	208	2324	11.17	19	46	232.40



INDIVIDUAL STATISTICS

FIELD GOALS

#	PLAYER	FGM-FGA	%	I20	20-29	30-39	40-49	50+	LG	BLK
92	Mevis, Harrison	18-24	75.00 %	0-0	7-7	6-7	2-5	3-5	61	1
TOTAL		18-24	75.00 %	0-0	7-7	6-7	2-5	3-5	61	1
OPPONENTS		15-19	78.95 %	0-0	5-6	3-3	6-7	1-3	51	0

PUNTING

#	PLAYER	NO	YDS	AVG	LG	TB	FC	I20	50+	BLK
93	Bauer, Luke	21	880	41.90	73	1	6	8	5	0
97	Williams, Riley	12	483	40.25	53	0	2	5	2	0
TOTAL		33	1363	41.30	73	1	8	13	7	0
OPPONENTS		47	2002	42.60	65	1	14	14	10	1

KICKOFFS

#	PLAYER	NO	YDS	AVG	TB	OB
92	Mevis, Harrison	61	3810	62.5	34	0
19	Craig, Blake	4	252	63.0	0	0
TOTAL		65	4062	62.5	34	0
OPPONENTS		49	3015	61.5	19	1

KICKOFF RETURNS

#	PLAYER	NO	YDS	AVG	TD	LG
17	Johnson, Marquis	6	116	19.33	0	30
8	Peat, Nathaniel	5	95	19.00	0	26
20	Burks Jr., Marvin	4	74	18.50	0	22
7	Abrams-Draine, Kris	2	33	16.50	0	17
4	Johnson, Tre'Vez	1	20	20.00	0	20
TOTAL		22	412	18.73	0	30
OPPONENTS		22	441	20.05	0	36

PUNT RETURNS

#	PLAYER	NO	YDS	AVG	TD	LG
3	Burden III, Luther	6	60	10.00	0	17
TOTAL		6	60	10.00	0	17
OPPONENTS		8	57	7.13	0	17

ALL-PURPOSE YARDS

#	PLAYER	G	RSH	RCV	PR	KR	IR	TOT	AVG/G
7	Schrader, Cody	10	1124	191	0	0	0	1315	131.5
3	Burden III, Luther	10	11	984	60	0	0	1055	105.5
1	Wease Jr., Theo	10	0	533	0	0	0	533	53.3
8	Peat, Nathaniel	9	332	81	0	95	0	508	56.4
17	Johnson, Marquis	10	3	324	0	116	0	443	44.3
5	Cooper, Mookie	10	3	400	0	0	0	403	40.3
12	Cook, Brady	10	228	0	0	0	0	228	22.8
10	Miller, Mekhi	7	0	123	0	0	0	123	17.6
87	Norfleet, Brett	9	0	120	0	0	0	120	13.3
1	Abrams-Draine, Kris	10	0	0	0	33	6	76	7.6
20	Burks, Marvin	10	0	0	0	74	0	74	7.4
80	Stephens, Tyler	9	0	49	0	0	0	49	5.4
13	Carnell, Daylan	10	0	0	0	0	38	38	3.8
16	Blood, Daniel	7	0	36	0	0	0	36	5.1
4	Johnson, Tre'Vez	10	0	0	0	20	0	20	2.0
21	Horn, Sam	2	-1	0	0	0	0	-1	-0.5
93	Bauer, Luke	10	-11	0	0	0	0	-11	-1.1
TOTAL		10	1650	2841	60	338	44	4970	497.0
OPPONENTS		10	1115	2324	57	441	56	3993	399.3

SCORING

#	PLAYER	TD	FG	SAF	KICK	RUSH	RCV	PASS	DXP	PTS
92	Mevis, Harrison	0	18	0	34-35	0-0	0	0-0	0	88
7	Schrader, Cody	11	0	0	0-0	1-1	0	0-0	0	68
3	Burden III, Luther	8	0	0	0-0	0-0	0	0-0	0	48
12	Cook, Brady	6	0	0	0-0	1-1	1	1-2	0	40
1	Wease Jr., Theo	5	0	0	0-0	0-0	0	0-0	0	30
17	Johnson, Marquis	3	0	0	0-0	0-0	0	0-0	0	18
8	Peat, Nathaniel	3	0	0	0-0	0-0	0	0-0	0	18
13	Carnell, Daylan	1	0	0	0-0	0-0	0	0-0	0	6
10	Miller, Mekhi	1	0	0	0-0	0-0	0	0-0	0	6
87	Norfleet, Brett	1	0	0	0-0	0-0	0	0-0	0	6
TOTAL		39	18	0	34-35	2-2	1	1-2	0	328
OPPONENTS		25	15	1	24-24	0-0	1	1-1	0	223

INDIVIDUAL STATISTICS

DEFENSE

#	PLAYER	GP	SOLO	ASST	TOT	TFL-YDS	SCK-YDS	INT	BU	QBH	FR	FF	KICK	SAF
8	Hopper, Ty'Ron	10	36	19	55.0	6.0-20	3.0-15	0	3	6	0	0	0	0
28	Charleston, Joseph	10	35	18	53.0	1.0-2	0-0	0	4	3	0	1	0	0
1	Carlies, Jaylon	9	24	19	43.0	1.5-4	0-0	1	2	2	1	0	0	0
13	Carnell, Daylan	10	25	18	43.0	5.0-19	2.0-11	1	6	5	0	0	0	0
7	Abrams-Draine, Kris	10	29	11	40.0	1.5-3	0-0	4	11	1	0	0	0	0
30	Hicks, Chuck	10	18	16	34.0	5.0-19	1.0-7	0	1	1	1	0	0	0
6	Robinson, Darius	9	23	11	34.0	9.5-62	6.5-43	0	0	3	0	1	0	0
15	Walker, Jr., Johnny	10	22	11	33.0	7.5-25	4.0-18	0	0	7	0	2	0	0
4	Johnson, Tre'Vez	10	18	14	32.0	1.0-2	0-0	0	0	0	0	0	0	0
2	Rakestraw, Jr., Ennis	8	21	11	32.0	1.5-4	0-0	0	3	0	0	1	0	0
90	Landry, Josh	10	14	14	28.0	2.5-6	0-0	0	0	2	0	0	0	0
21	Gaddy, Nyles	10	11	9	20.0	3.0-16	3.0-16	0	0	2	0	0	0	0
99	George Jr., Realus	10	5	14	19.0	2.0-5	1.5-4	0	1	1	0	0	0	0
14	Newson, Triston	10	8	10	18.0	2.5-8	0.5-4	0	0	1	0	1	0	0
9	Bailey, Chad	5	7	10	17.0	1.0-9	1.0-9	0	1	0	0	1	0	0
0	Jernigan, Jayden	10	6	9	15.0	1.5-4	0.5-3	0	0	3	0	0	0	0
12	Norwood, Dreyden	9	8	7	15.0	0-0	0-0	0	2	0	1	0	0	0
3	Williams, Sidney	10	9	6	15.0	1.0-1	1.0-1	0	0	0	0	0	0	0
5	Williams, Kristian	10	6	8	14.0	1.0-14	0-0	0	1	1	0	1	0	0
20	Burks Jr., Marvin	10	8	5	13.0	1.0-9	1.0-9	0	0	0	0	0	0	0
19	Clarke, Marcus	7	5	4	9.0	0-0	0-0	2	1	0	0	0	0	0
29	Roche, Phillip	8	5	2	7.0	1.0-10	1.0-10	0	0	0	0	1	0	0
45	Moore, Joe	9	4	2	6.0	1.0-13	1.0-13	0	0	0	0	0	0	0
22	Norris, Will	9	4	1	5.0	0-0	0-0	0	0	0	0	0	0	0
17	Johnson, Marquis	10	2	1	3.0	0-0	0-0	0	0	0	0	0	0	0
3	Burden III, Luther	10	2	0	2.0	0-0	0-0	0	0	0	0	0	0	0
98	Firestone, Austin	7	2	0	2.0	1.0-13	1.0-13	0	0	0	0	0	0	0
79	Membou, Armand	10	2	0	2.0	0-0	0-0	0	0	0	0	0	0	0
25	Wayne, Ja'Marion	10	2	0	2.0	0-0	0-0	0	0	0	0	0	0	0
24	DeLoach, Nicholas	1	0	1	1.0	0-0	0-0	0	0	0	0	0	0	0
69	Heismeyer, Drake	10	1	0	1.0	0-0	0-0	0	0	0	0	0	0	0
17	Hibbler, Tyler	5	1	0	1.0	0-0	0-0	0	0	0	0	0	0	0
10	Miller, Mekhi	8	1	0	1.0	0-0	0-0	0	0	0	0	0	0	0
7	Schrader, Cody	10	0	1	1.0	0-0	0-0	0	0	0	0	0	0	0
46	Straatmann, Ben	6	1	0	1.0	0-0	0-0	0	0	0	0	0	0	0
10	Wilson, Dameon	4	1	0	1.0	0-0	0-0	0	0	0	0	0	0	0
39	Hayes, Caimin	8	0	0	0	0-0	0-0	0	0	0	0	0	1	0
TOTAL		10	395	268	663.0	60.5-281	29.0-185	8	39	38	3	10	1	0
OPPONENTS		10	394	254	648.0	60.0-216	19.0-121	6	27	22	2	4	1	1

INTERCEPTIONS

#	PLAYER	NO	YDS	AVG	TD	LG
7	Abrams-Draine, Kris	4	6	1.5	0	6
19	Clarke, Marcus	2	0	0.0	0	0
13	Carnell, Daylan	1	38	38.0	1	38
1	Carlies, Jaylon	1	0	0.0	0	0
TOTAL		8	44	5.5	1	38
OPPONENTS		7	56	8.0	1	36



MIZZOU LEADERS

GAME		PASS YARDS	RUSH YARDS	RECEPTIONS	REC YARDS	TOUCHDOWNS	TACKLES	SACKS
08/31	SOUTH DAKOTA	Cook - 172	Schrader - 138	Burden III - 7	Burden III - 96	Five Players - 1	Walker Jr. - 6	Walker Jr./Burks - 1.0
09/09	MTSU	Cook - 204	Schrader - 84	Burden III - 8	Burden III - 117	Three Players - 1	Carnell - 8	Gaddy - 2.0
09/16	KANSAS ST.	Cook - 356	Schrader - 58	Burden III - 7	Burden III - 114	Burden III - 2	Charleston - 9	Three Players - 1.0
09/23	vs. Memphis	Cook - 341	Schrader - 123	Burden III - 10	Burden III - 177	Four Players - 1	Two Players - 7	Three Players - 1.0
09/30	@ Vanderbilt	Cook - 395	Peat - 71	Burden III - 11	Burden III - 140	Burden III - 2	Carnell - 7	Firestone - 1.0
10/07	LSU	Cook - 411	Schrader - 114	Burden III - 11	Burden III - 149	Schrader - 3	Two Players - 8	Hopper - 1.0
10/14	@ Kentucky	Cook - 175	Schrader - 71	Wease - 6	Wease - 66	Three Players - 1	Robinson - 6	Robinson - 2.0
10/21	S. CAROLINA	Cook - 205	Schrader - 159	Cooper - 6	Burden III - 97	Schrader - 2	Two Players - 7	Four Players - 1.0
11/04	@ Georgia	Cook - 212	Schrader - 112	Wease - 5	Wease - 90	Two Players - 1	Hopper - 10	Three Players - 1.0
11/11	TENNESSEE	Cook -275	Schrader - 205	Schrader - 5	Schrader - 116	Three Players - 1	Two Players - 8	Robinson - 1.0
11/18	FLORIDA							
11/24	@ Arkansas							

OPPONENT LEADERS

GAME		PASS YARDS	RUSH YARDS	RECEPTIONS	REC YARDS	TOUCHDOWNS	TACKLES	SACKS
08/31	SOUTH DAKOTA	Bouman - 148	Theis - 34	Martens - 8	Martens - 81	Mansaray - 1	Barros - 7	Two Players - 0.5
09/09	MTSU	Vattiato - 214	Peasant - 35	Metcalf - 5	Metcalf - 70	Two Players - 1	Fluellen - 9	Francis - 2.0
09/16	KANSAS ST.	Howard - 270	Ward - 54	Three Players - 5	Sinnott - 78	Sinnott - 2	Green - 9	Two Players - 1.0
09/23	vs. Memphis	Henigan - 316	Watson - 47	Watson - 9	Taylor - 143	Three Players - 1	Rubin - 8	Two Players - 1.0
09/30	@ Vanderbilt	Seals - 259	McGowan - 24	Alexander - 7	Sheppard - 98	Three Players - 1	Mahoney - 8	none
10/07	LSU	Daniels - 259	Diggs - 134	Nabers - 6	Nabers - 146	Five Players - 1	Alexander - 8	Two Players - 1.0
10/14	@ Kentucky	Leary - 120	Davis - 128	Two Players - 3	Dingle - 32	Three Players - 1	Rayner - 10	Two Players - 1.0
10/21	S. CAROLINA	Rattler - 217	Anderson - 88	Knox - 5	Harbor - 50	none	Williams - 14	none
11/04	@ Georgia	Beck - 254	Edwards - 77	McConkey - 7	McConkey - 8	Three Players - 1	Three Players - 7	Walker - 1.5
11/11	TENNESSEE	Milton III - 267	Milton III - 36	Three Players - 4	Keyton - 57	Thornton - 1	Walker - 9	Norman-Lott - 2.0
11/18	FLORIDA							
11/24	@ Arkansas							

LONGEST PLAYS

RUSH	
52	Cody Schrader vs. LSU (10/07)
RUSHING TOUCHDOWN	
37	Cody Schrader vs. Memphis (09/23)
PASS	
76	Marquis Johnson from Cook vs. Memphis (09/23)
PASSING TOUCHDOWN	
76	Marquis Johnson from Cook vs. Memphis (09/23)
PUNT RETURN	
17	Luther Burden III @ Vanderbilt (09/30)

KICK RETURN	
30	Marquis Johnson @ Kentucky (10/14)
INTERCEPTION RETURN	
36	Daylan Carnell vs. Tennessee (11/14)
FUMBLE RETURN	
None	
PUNT	
73	Luke Bauer vs. LSU (10/07)
FIELD GOAL	
61	Harrison Mevis vs. Kansas State (09/16)

STATISTICS & HONORS

FIELD GOALS (MADE) MISSED

FG SEQUENCE	MISSOURI	OPPONENTS
SOUTH DAKOTA	48, 34	(40)
MIDDLE TENN.	[38]	(25)
KANSAS ST.	(30), 53, [25], [61]	55, [46], [26]
vs. Memphis	[25], [32]	[43], [22]
@ Vanderbilt	[23]	—
LSU	[50], 44, 54	[48], [29], 29
@ Kentucky	[25],[31],46,[29]	—
S. CAROLINA	[21],[53]	51,[51],[41],[38],[21]
@ Georgia	[37],[42]	[33],[30],[48]
TENNESSEE	[31],[46],[23]	41
FLORIDA		
@ Arkansas		

TURNOVERS

Takeaways.....11 (8 Interceptions, 3 Fumble Recovery)  
Turnovers.....9 (7 Interceptions, 2 Fumbles)

Points Off Turnovers

Missouri .....36  
Opponents.....35

Points Off Turnovers/Game

Missouri .....3.6  
Opponents.....3.5

GAME	GIVEAWAYS			TAKEAWAYS			+/-
	FUM	INT	TOT	FUM	INT	TOT	
SOUTH DAKOTA	0	1	1	0	0	0	-1
MIDDLE TENN.	0	0	0	0	0	0	0
KANSAS ST.	0	0	0	0	1	0	+1
vs. Memphis	1	0	1	0	2	2	+1
@ Vandy	1	0	1	0	1	1	0
LSU	0	0	0	0	2	0	-2
@ Kentucky	0	1	1	1	2	3	+2
S. CAROLINA	0	0	0	0	1	1	+1
@ Georgia	0	2	2	0	0	0	-2
TENNESSEE	0	1	1	2	1	3	+2
FLORIDA							
@ Arkansas							

RED ZONE

**MU Red Zone Entries**.....42 of 43 (98.0%)  
Scores ..42 (28 TDs, 17 Rush TDs, 11 Pass TDs, 14 FGs)  
Non-Scores.....1 (1 FGA, 0 Downs, 0 INT, 0 Fum., 0 Half)

**Opponent Red Zone Entries** .....27 of 33 (81.8%)  
Scores.....27 (17 TDs, 4 Rush TDs, 13 Pass TDs, 10 FGs)  
Non-Scores.....6 (3 FGA, 1 Downs, 2 INT, 0 Fum., 0 Half)

KICKOFFS

Kickoffs .....65 — 4,062 Yards (62.5)  
Touchbacks.....34  
Opponent Kickoff Returns .....22 - 441 yards (20.0)  
Out of Bounds .....0  
Average Opponent Drive Start .....24-yard line

FUMBLES

NAME	NO.- LOST
Brady Cook.....	3-0
Cody Schrader .....	1-1
Theo Wease Jr. ....	1-1
TEAM.....	1-0
Luke Bauer .....	1-0

OPENING DRIVES — OFFENSE

GAME	1ST	2ND
SOUTH DAKOTA	PUNT	MISSED FG
MIDDLE TENN.	PUNT	TD
KANSAS ST.	TD	PUNT
vs. Memphis	TD	PUNT
@ Vanderbilt	FG	TD
LSU	TD	MISSED FG
@ Kentucky	PUNT	FIELD GOAL
S. CAROLINA	PUNT	DOWNS
@ Georgia	TD	FG
TENNESSEE	INT	TD
FLORIDA		
@ Arkansas		

OPENING DRIVES — DEFENSE

GAME	1ST	2ND
SOUTH DAKOTA	PUNT	DOWNS
MIDDLE TENN.	PUNT	FG
KANSAS ST.	TD	FG
vs. Memphis	PUNT	PUNT
@ Vanderbilt	PUNT	PUNT
LSU	PUNT	FG
@ Kentucky	TD	FUMBLE
S. CAROLINA	MISSED FG	FG
@ Georgia	FG	TD
TENNESSEE	PUNT	PUNT
FLORIDA		
@ Arkansas		

MISSOURI ON COIN FLIPS

GAME	RESULT	SCORE
SOUTH DAKOTA	Loss	W, 35-10
MIDDLE TENN.	Loss	W, 23-19
KANSAS ST.	Loss	W, 30-27
vs. Memphis	Win	W, 34-27
@ Vanderbilt	Win	W, 38-21
LSU	Loss	L, 49-39
@ Kentucky	Won	W, 38-21
S. CAROLINA	Loss	W, 34-12
@ Georgia	Won	L, 30-21
TENNESSEE	Loss	W, 36-7
FLORIDA		
@ Arkansas		

WEEKLY HONORS

SOUTHEASTERN CONFERENCE

Sept. 11	Nyles Gaddy	Co-Defensive Line
Sept. 18	Harrison Mevis	Special Teams
Oct. 16	Darius Robinson	Defensive
Oct. 23	Cody Schrader	Offense
	Javon Foster	Offensive Line
Nov. 13	Darius Robinson	Defensive Line

DAVEY O'BRIEN AWARD

Sept. 18	Brady Cook	Great 8 List
Oct. 5	Brady Cook	Great 8 List

MANNING AWARD

Sept. 18	Brady Cook	Star of the Week
Oct. 5	Brady Cook	Star & QB of the Week.

REESE'S SENIOR BOWL PLAYER OF THE WEEK

Sept. 18	Ty'Ron Hopper	Defensive
Oct. 16	Darius Robinson	Co-Defensive

TEAM WEEKLY AWARDS

PLAYERS OF THE WEEK

South Dakota	Schrader (O), Walker Jr. (O), Hayes (ST) K. Williams (DL), Delgado (OL)
MTSU	Burden III (O), Carnell (O), Kreh (ST) Foster (OL), Gaddy (DL)
K-State	Cook (O), Abrams-Draine (O), Mevis (ST) Delgado (OL), George (DL)
Memphis	Burden III (O), Abrams-Draine (O), Mq. Johnson (ST) Delgado (OL), Gaddy (DL)
Vanderbilt	Cook (O), Abrams-Draine (O), T. Johnson (ST) Membou (OL), Landry (DL)
Kentucky	Wease (O), Robinson (O), Bauer & Mq Johnson (ST) Delgado (OL), Walker (DL)
South Carolina	Schrader (O), Carlies (O), Mq Johnson (ST) Tollison (OL), Robinson (DL)
Tennessee	Schrader (O), Carnell & Hicks (O) J. Manning & Wayne (ST), Delgado (OL), Robinson (DL)

SHOW TEAM PLAYERS OF THE WEEK

South Dakota	Hendershot (O), Jackson (ST) Littlejohn (O)
MTSU	Cheyney (O), Favrow (ST), G. Johnson (O)
K-State	Favrow (O), Flaskamp (ST), Montgomery (O)
Memphis	Lang (O), T. Miller (O), Serrano (ST)
Vanderbilt	Meyer (O), Peagler (O), Rees (ST)
LSU	Ellison (ST), Littlejohn (O), Muckey (O)
Kentucky	Cheney (ST), Hayes (O), G. Johnson (O)
South Carolina	DeLoach (O), B. Jackson (O), Meyer (ST)
Georgia	T. Martin (ST),T. Miller (O), Tounkara (O)
Tennessee	Flaskamp (ST), Reichert (O), Toukara (O)

GAME-BY-GAME OFFENSE

GAME		SCORE				1ST DOWN				3RD DOWN		4TH DOWN		NET YARDS						
		PTS	OPP PTS	DIFF	OT	TOTAL	RUSH	PASS	PEN	CONV	ATT	CONV	ATT	TOTAL	PASS	RUSH	TO	PEN	PEN YDS	TOP
08/31	USD	35	10	+25	—	22	11	9	2	6	10	0	1	447	226	221	1	7	56	28:55
09/09	MTSU	23	19	+4	—	21	12	6	3	7	13	0	0	316	204	112	0	5	50	32:00
09/16	KSU	30	27	+3	—	20	3	15	2	3	13	1	1	430	356	74	0	6	40	26:00
09/23	vs. MEM	34	27	+7	—	22	11	11	0	0	8	1	2	542	341	201	1	7	41	27:20
09/30	@ VAN	38	21	+17	—	28	6	21	1	6	12	0	1	532	395	137	1	9	75	35:58
10/07	LSU	39	49	-10	—	23	6	17	0	4	11	1	2	527	411	116	2	11	63	27:40
10/14	@ UK	38	21	+17	—	21	6	11	4	6	14	1	1	332	214	118	1	6	65	31:07
10/21	USC	34	12	+22	—	22	12	10	0	7	13	0	1	418	205	213	0	6	55	28:52
11/04	@ UGA	21	30	-9	—	21	11	8	2	5	13	1	1	363	212	151	2	8	49	25:42
11/11	TEN	36	7	+29	—	26	14	10	2	11	17	0	0	530	275	255	1	7	50	39:56
11/18	FLA																			
11/24	@ ARK																			
TOTALS		328	223	+105	—	226	92	118	16	55	124	5	10	4,437	2,839	1,598	9	72	544	303:30

GAME-BY-GAME DEFENSE

GAME		SCORE				1ST DOWN				3RD DOWN		4TH DOWN		NET YARDS						
		PTS	OPP PTS	DIFF	OT	TOTAL	RUSH	PASS	PEN	CONV	ATT	CONV	ATT	TOTAL	PASS	RUSH	TO	PEN	PEN YDS	TOP
08/31	USD	10	35	-25	—	14	4	9	1	2	13	2	3	194	148	46	0	6	57	30:58
09/09	MTSU	19	23	-4	—	16	5	10	1	9	18	2	3	285	219	66	0	6	42	28:00
09/16	KSU	27	30	-3	—	19	7	11	1	8	17	0	0	408	270	138	1	7	65	34:00
09/23	vs. MEM	27	34	-7	—	22	11	11	0	7	18	3	4	399	319	83	2	5	39	32:40
09/30	@ VAN	21	38	-17	—	15	3	10	2	2	10	1	2	300	259	41	1	4	25	24:02
10/07	LSU	49	39	+10	—	25	11	10	4	6	12	0	0	533	259	274	0	11	83	32:20
10/14	@ UK	21	38	-17	—	19	12	5	2	5	12	0	1	301	120	181	3	14	122	28:53
10/21	USC	12	34	-22	—	20	6	11	3	3	13	0	1	286	217	69	1	6	35	31:08
11/04	@ UGA	30	21	+9	—	21	9	10	2	6	13	1	1	385	254	131	0	5	60	34:18
11/11	TEN	7	36	-20	—	15	6	8	1	5	13	0	0	350	267	83	3	9	95	20:04
11/18	FLA																			
11/24	@ ARK																			
TOTALS		223	328	-105	—	186	68	99	18	53	139	9	15	3,441	2,329	1,112	11	73	632	296:23

GAME-BY-GAME STATISTICS - MIZZOU

OFFENSE		RUSHING				RECEIVING				PASSING				KICK RETURNS				PUNT RETURNS				TOTAL
DATE	OPPONENT	#	YDS	TD	LG	#	YDS	TD	LG	C-A-I	YDS	TD	LG	#	YDS	TD	LG	#	YDS	TD	LG	OFF
08/31	SOUTH DAKOTA	40	211	3	42	20	226	2	31	20-26-1	226	2	31	3	56	0	23	2	18	0	15	437
09/09	MTSU	46	112	1	15	14	204	2	49	14-19-0	204	2	49	3	52	0	19	2	15	0	13	316
09/16	KANSAS STATE	28	74	1	36	23	356	2	47	23-36-0	356	2	47	2	42	0	22	0	0	0	0	430
09/23	vs. MEMPHIS	36	201	2	37	18	341	2	76	18-25-0	341	2	76	3	58	0	26	0	0	0	0	542
09/30	@ VANDERBILT	34	137	1	19	33	395	4	44	33-41-0	395	4	44	1	14	0	14	1	17	0	17	532
10/07	LSU	21	116	3	52	30	411	2	42	30-47-2	411	2	42	1	19	0	19	0	0	0	0	527
10/14	@ KENTUCKY	38	118	2	25	20	214	2	39	20-30-1	214	2	39	2	54	0	30	1	10	0	10	332
10/21	S. CAROLINA	40	213	3	29	15	205	1	42	15-25-0	205	1	42	1	25	0	25	0	0	0	0	418
11/04	@ GEORGIA	34	151	1	19	14	212	1	39	14-30-2	212	1	39	2	18	0	13	0	0	0	0	363
11/11	TENNESSEE	51	255	2	35	18	275	1	48	18-24-1	275	1	48	0	0	0	0	0	0	0	0	530
11/18	FLORIDA																					
11/24	@ ARKANSAS																					
	TOTALS	368	1650	19	68	205	2841	19	76	205-303-7	2841	19	76	18	338	0	30	6	60	0	17	4491
	OPPONENT	307	1115	5	35	208	2324	19	46	208-334-8	2324	19	46	22	441	0	36	8	57	0	17	3439

DEFENSE		TACKLES				FUMBLES				BLKD				XTRA POINTS			
DATE	OPPONENT	SOLO	AST	TOTAL	TFL-YDS	SCK-YDS	FF	FR-YDS	INT-YDS	QBH	PBU	KICK	PAT	RUN	RCV	SAF	PTS
08/31	SOUTH DAKOTA	43	12	55	5.0-32	2.0-16	1	0-0	0-0	1	1	1	5-5	0	0	0	35
09/09	MTSU	33	28	61	12.0-46	4.0-21	0	0-0	0-0	5	5	0	3-2	0	0	0	23
09/16	KANSAS STATE	46	18	64	4.0-15	3.0-13	0	0-3	1-0	6	6	0	3-3	0	0	0	30
09/23	vs. MEMPHIS	43	28	71	7.0-30	3.0-22	2	0-0	2-0	5	4	0	4-4	0	0	0	34
09/30	@ VANDERBILT	28	22	50	5.0-21	1.0-13	0	0--2	1-0	10	3	0	5-5	0	0	0	38
10/07	LSU	28	50	78	3.0-8	2.0-4	2	0-0	0-0	1	3	0	4-4	1	0	0	39
10/14	@ KENTUCKY	35	20	55	6.0-32	4.0-29	2	1-0	2-6	3	2	0	3-3	1	0	0	38
10/21	S. CAROLINA	40	30	70	8.0-57	5.0-44	1	0-0	1-0	4	5	0	4-4	0	0	0	34
11/04	@ GEORGIA	47	14	61	5.0-17	3.0-13	0	0-0	0-0	0	6	0	1-1	0	1	0	21
11/11	TENNESSEE	27	30	57	4.0-10	1.0-5	1	2-0	1-38	3	2	0	3-3	0	0	0	36
11/18	FLORIDA																
11/24	@ ARKANSAS																
	TOTALS	370	252	622	59.0-268	28.0-180	9	3-1	8-44	38	37	1	35-34	2	1	0	328
	OPPONENT	396	254	650	60.0-198	19.0-105	4	2-4	7-56	22	27	1	24-24	0	1	1	223

SPECIAL TEAMS		PUNTING						FIELD GOALS						KICKOFFS				
DATE	OPPONENT	#	YDS	AVG	LG	BLKD	TB	FC	50+	I20	ATT-MADE	LG	BLKD	#	YDS	AVG	TB	OB
08/31	SOUTH DAKOTA	2	80	40.0	40	0	0	0	0	1	2-0	0	0	6	387	64.5	5	0
09/09	MTSU	4	139	34.8	45	0	0	0	0	3	1-1	38	0	6	387	64.5	5	0
09/16	KANSAS STATE	6	264	44.0	53	0	0	2	2	1	4-3	61	0	6	386	64.3	5	0
09/23	vs. MEMPHIS	3	141	47.0	59	0	0	1	1	1	2-2	32	0	7	405	57.9	5	0
09/30	@ VANDERBILT	3	125	41.7	44	0	1	0	0	2	1-1	23	0	7	448	64.0	5	0
10/07	LSU	2	90	45.0	73	0	0	0	1	1	3-1	50	0	6	365	60.8	4	0
10/14	@ KENTUCKY	3	115	38.3	39	0	0	2	0	0	4-3	31	1	8	451	56.4	2	0
10/21	S. CAROLINA	3	148	49.3	64	0	0	0	2	2	2-2	53	0	7	410	58.6	2	0
11/04	@ GEORGIA	4	151	37.8	50	0	0	2	1	1	2-2	42	0	5	287	57.4	0	0
11/11	TENNESSEE	3	110	36.7	47	0	0	1	0	1	3-3	46	0	7	353	50.4	1	0
11/18	FLORIDA																	
11/24	@ ARKANSAS																	
	TOTALS	33	1363	41.3	73	0	1	8	7	13	24-18	61	1	65	3879	59.7	34	0
	OPPONENT	47	1993	42.4	65	1	1	14	10	14	19-15	51	0	50	2824	56.5	19	1

GAME-BY-GAME STATISTICS - OPPONENTS

OFFENSE		RUSHING				RECEIVING				PASSING				KICK RETURNS				PUNT RETURNS				TOTAL
DATE	OPPONENT	#	YDS	TD	LG	#	YDS	TD	LG	C-A-I	YDS	TD	LG	#	YDS	TD	LG	#	YDS	TD	LG	OFF
08/31	SOUTH DAKOTA	35	46	0	16	15	148	1	23	15-25-0	148	1	23	1	14	0	14	0	0	0	0	194
09/09	MTSU	29	71	0	25	22	214	2	37	22-36-0	214	2	37	1	25	0	25	0	0	0	0	285
09/16	KANSAS STATE	35	138	0	17	25	270	3	34	25-39-1	270	3	34	1	36	0	36	3	31	0	17	408
09/23	VS. MEMPHIS	29	83	0	13	31	316	3	33	31-47-2	316	3	33	0	0	0	0	2	21	0	17	399
09/30	@ VANDERBILT	20	41	1	10	20	259	2	45	20-31-1	259	2	45	2	32	0	21	0	0	0	0	300
10/07	LSU	43	274	2	35	15	259	3	42	15-23-0	259	3	42	1	30	0	30	0	0	0	0	533
10/14	@ KENTUCKY	31	179	1	28	14	120	2	31	14-27-2	120	2	31	6	103	0	33	0	0	0	0	299
10/21	S. CAROLINA	29	69	0	17	23	217	0	29	23-40-1	217	0	29	4	64	0	21	1	0	0	0	286
11/04	@ GEORGIA	33	131	1	22	21	254	2	33	21-32-0	254	2	33	4	105	0	32	1	6	0	6	385
11/11	TENNESSEE	23	83	0	15	22	267	1	46	22-34-1	267	1	46	2	32	0	18	1	-1	0	0	350
11/18	FLORIDA																					
11/24	@ ARKANSAS																					
	OPP TOTALS	307	1115	5	35	208	2324	19	46	208-334-8	2324	19	46	22	441	0	36	8	57	0	17	3439
	MISSOURI	368	1650	19	68	205	2841	19	76	205-303-7	2841	19	76	18	338	0	30	6	60	0	17	4491

DEFENSE		TACKLES				FUMBLES				BLKD				XTRA POINTS			
DATE	OPPONENT	SOLO	AST	TOTAL	TFL-YDS	SCK-YDS	FF	FR-YDS	INT-YDS	QBH	PBU	KICK	PAT	RUN	RCV	SAF	PTS
08/31	SOUTH DAKOTA	48	20	68	6.0-24	1.0-6	0	0-0	1-23	0	2	0	1-1	0	0	0	10
09/09	MTSU	48	22	70	7.0-32	4.0-28	1	0-0	0-0	0	3	0	2-2	0	0	1	19
09/16	KANSAS STATE	43	16	59	8.0-25	2.0-13	0	0-0	0-0	2	4	0	3-3	0	0	0	27
09/23	VS. MEMPHIS	34	32	66	6.0-17	2.0-9	1	1-0	0-0	1	3	0	3-3	0	0	0	27
09/30	@ VANDERBILT	44	28	72	6.0-12	0.0-0	1	1-4	0-0	4	2	0	3-3	0	0	0	21
10/07	LSU	36	14	50	5.0-22	2.0-16	1	0-0	2-17	7	2	0	5-5	0	1	0	49
10/14	@ KENTUCKY	39	28	67	8.0-15	2.0-4	0	0-0	1-0	5	0	1	3-3	0	0	0	21
10/21	S. CAROLINA	24	46	70	2.0-7	0.0-0	0	0-0	0-0	3	4	0	0-0	0	0	0	12
11/04	@ GEORGIA	38	14	52	4.0-19	3.0-18	0	0-0	2--20	0	4	0	3-3	0	0	0	30
11/11	TENNESSEE	42	34	76	8.0-25	3.0-11	0	0-0	1-36	0	3	0	1-1	0	0	0	7
11/18	FLORIDA																
11/24	@ ARKANSAS																
	OPP TOTALS	396	254	650	60.0-198	19.0-105	4	2-4	7-56	22	27	1	24-24	0	1	1	223
	MISSOURI	370	252	622	59.0-268	28.0-180	9	3-1	8-44	38	37	1	35-34	2	1	0	328

SPECIAL TEAMS		PUNTING										FIELD GOALS			KICKOFFS				
		#	YDS	AVG	LG	BLKD	TB	FC	50+	I20	ATT-MADE	LG	BLKD	#	YDS	AVG	TB	OB	
08/31	SOUTH DAKOTA	6	215	35.8	51	1	0	1	1	1	1-1	40	0	3	177	59.0	0	0	
09/09	MTSU	5	216	43.2	63	0	1	1	2	1	1-1	25	0	4	249	62.2	1	0	
09/16	KANSAS STATE	5	192	38.4	47	0	0	2	0	2	3-2	46	0	6	385	64.2	4	0	
09/23	VS. MEMPHIS	4	179	44.8	65	0	0	2	1	2	2-2	43	0	6	305	50.8	1	0	
09/30	@ VANDERBILT	6	288	48.0	64	0	0	1	2	1	0-0	0	0	4	206	51.5	0	1	
10/07	LSU	3	131	43.7	57	0	0	0	1	2	3-2	48	0	9	447	49.7	3	0	
10/14	@ KENTUCKY	5	190	38.0	55	0	0	0	1	0	0-0	0	0	4	183	45.8	0	0	
10/21	S. CAROLINA	4	187	46.8	49	0	0	0	0	2	5-4	51	0	5	316	63.2	4	0	
11/04	@ GEORGIA	3	133	44.3	45	0	0	3	0	0	3-3	48	0	7	426	60.9	4	0	
11/11	TENNESSEE	6	262	43.7	54	0	0	4	2	3	1-0	0	0	2	130	65.0	2	0	
11/18	FLORIDA																		
11/24	@ ARKANSAS																		
	OPP TOTALS	47	1993	42.4	65	1	1	14	10	14	19-15	51	0	50	2824	56.5	19	1	
	MISSOURI	33	1363	41.3	73	0	1	8	7	13	24-18	61	1	65	3879	59.7	34	0	



GAME-BY-GAME STATISTICS - INDIVIDUALS

PASSING

12 BRADY COOK	A	C	I	PCT	YDS	TD	LONG	SACK	YDS	EFFIC
South Dakota	21	17	0	81.0	172	1	30	1	6	165.5
Middle Tenn.	19	14	0	73.7	204	2	49	4	28	198.6
Kansas St.	35	23	0	65.7	356	2	47	2	13	170.0
Memphis	25	18	0	72.0	341	2	76	2	9	213.0
Vanderbilt	41	33	0	80.5	397	4	44	0	0	194.0
LSU	47	30	2	63.8	411	2	42	2	16	142.8
Kentucky	29	19	1	65.5	175	1	22	2	4	120.7
South Carolina	25	15	0	60.0	205	1	42	0	0	142.1
Georgia	30	14	2	46.7	212	1	39	3	18	103.7
Tennessee	24	18	1	75.0	275	1	48	3	11	176.7
TOTALS	296	201	6	67.9	2748	17	76	19	105	160.8

21 SAM HORN	A	C	I	PCT	YDS	TD	LONG	SACK	YDS	EFFIC
South Dakota	5	3	1	60.0	54	1	31	0	0	176.7
TOTALS	5	3	1	60.0	54	1	31	0	0	176.7

93 LUKE BAUER	A	C	I	PCT	YDS	TD	LONG	SACK	YDS	EFFIC
Kentucky	1	1	0	100.0	39	1	39	0	0	757.6
TOTALS	1	1	0	100.0	39	1	39	0	0	757.6

RUSHING

PLAYER	#-Y/TD	USD	MTSU	KSU	MEM	VU	LSU	UK	USC	UGA	TEN	FLA	ARK
Schrader,Cody	197-1124/11	18-138/1	23-84/0	10-58/0	14-123/1	16-60/1	13-114/3	20-71/1	26-159/2	22-112/1	35-205/1		
Peat,Nathaniel	66-332/2	14-114/1	8-51/0	7-18/0	15-65/1	12-71/0	2-9/0	4-8/0	DNP	2-0/0	2--4/0		
Cook,Brady	81-228/6	3-17/1	12--5/1	10-2/1	4-17/0	6-6/0	5--7/0	10-40/1	9-64/1	10-39/0	12-55/1		
Burden,Luther	6-11/0	1-2/0	-	-	-	-	1-0/0	1-6/0	2-3/0	-	1-0/0		
Cooper,Mookie	1-3/0	1-3/0	-	-	-	-	-	-	-	-	-		
Johnson,Marquis	1-3/0	-	-	-	1-3/0	-	-	-	-	-	-		
Horn,Sam	3--1/0	3--1/0	DNP	-	DNP	DNP	DNP	DNP	DNP	DNP	DNP		
Bauer,Luke	1--11/0	-	-	-	-	-	-	-	1--11/0	-	-		

RECEIVING

PLAYER	#-Y/TD	USD	MTSU	KSU	MEM	VU	LSU	UK	USC	UGA	TEN	FLA	ARK
Burden,Luther	68-984/8	7-96/1	8-117/0	7-114/2	10-177/0	11-140/2	11-149/0	2-15/0	5-97/1	3-53/1	4-26/1		
Wease,Theo	43-533/5	3-17/0	2-18/1	6-72/0	3-29/1	10-120/1	4-64/1	6-66/1	2-40/0	5-90/0	2-17/0		
Cooper,Mookie	31-400/0	1-5/0	-	4-79/0	3-53/0	5-56/0	7-80/0	2-29/0	6-57/0	2-32/0	1-9/0		
Johnson,Marquis	11-324/3	-	-	1-42/0	1-76/1	3-64/1	2-42/0	2-44/1	-	-	2-56/0		
Schrader,Cody	20-191/0	3-13/0	-	1-6/0	-	1-5/0	2-11/0	3-15/0	2-11/0	3-14/0	5-116/0		
Miller,Mekhi	8-123/1	2-49/1	2-10/0	DNP	1-6/0	DNP	DNP	-	-	1-23/0	2-35/0		
Norfleet,Brett	11-120/1	-	1-10/0	2-40/0	DNP	1-5/0	1-9/1	4-40/0	-	-	2-16/0		
Peat,Nathaniel	6-81/1	2-34/0	1-49/1	1--2/0	-	1--5/0	-	1-5/0	DNP	-	-		
Stephens,Tyler	5-49/0	2-12/0	DNP	1-5/0	-	1-12/0	1-20/0	-	-	-	-		
Blood,Daniel	2-36/0	DNP	DNP	DNP	-	-	2-36/0	-	-	-	-		

ALL-PURPOSE YARDS

PLAYER	#-Y/TD	USD	MTSU	KSU	MEM	VU	LSU	UK	USC	UGA	TEN	FLA	ARK
Schrader,Cody	1315	151	84	64	123	65	125	86	170	126	321		
Burden,Luther	1055	116	132	114	177	157	149	31	100	53	26		
Wease,Theo	533	17	18	72	29	120	64	66	40	90	17		
Peat,Nathaniel	508	171	100	16	123	80	9	13	DNP	-	-4		
Johnson,Marquis	443	-	-	42	79	64	61	98	25	18	56		
Cooper,Mookie	403	8	-	79	53	56	80	29	57	32	9		
Cook,Brady	228	17	-5	2	17	6	-7	40	64	39	55		
Miller,Mekhi	123	49	10	DNP	6	DNP	DNP	-	-	23	35		
Norfleet,Brett	120	-	10	40	DNP	5	9	40	-	-	16		
Abrams-Draine,K	76	33	-	37	-	-	-	6	-	-	-		
Burks,Marvin	74	-	52	22	-	-	-	-	-	-	-		
Stephens,Tyler	49	12	DNP	5	-	12	20	-	-	-	-		
Carnell,Daylan	38	-	-	-	-	-	-	-	-	-	38		
Blood,Daniel	36	DNP	DNP	DNP	-	-	36	-	-	-	-		
Johnson,Tre'Vez	20	-	-	20	-	-	-	-	-	-	-		
Horn,Sam	-1	-1	DNP	-	DNP	DNP	DNP	DNP	DNP	DNP	DNP		
Bauer,Luke	-11	-	-	-	-	-	-	-	-11	-	-		

PUNT RETURNS

PLAYER	#-Y/TD	USD	MTSU	KSU	MEM	VU	LSU	UK	USC	UGA	TEN	FLA	ARK
Burden,Luther	6-60	2-18	2-15	-	-	1-17	-	1-10	-	-	-		

KICKOFF RETURNS

PLAYER	#-Y/TD	USD	MTSU	KSU	MEM	VU	LSU	UK	USC	UGA	TEN	FLA	ARK
Johnson,Marquis	6-116	-	-	-	-	-	1-19	2-54	1-25	2-18	-		
Peat,Nathaniel	5-95	1-23	-	-	3-58	1-14	-	-	DNP	-	-		
Burks,Marvin	4-74	-	3-52	1-22	-	-	-	-	-	-	-		
Abrams-Draine,K	2-33	2-33	-	-	-	-	-	-	-	-	-		
Johnson,Tre'Vez	1-20	-	-	1-20	-	-	-	-	-	-	-		

INTERCEPTION RETURNS

PLAYER	#-Y/TD	USD	MTSU	KSU	MEM	VU	LSU	UK	USC	UGA	TEN	FLA	ARK
Abrams-Draine,K	3-6	-	-	-	1-0	1-0	-	1-6	-	-	-		
Clarke,Marcus	2-0	-	DNP	-	1-0	-	-	1-0	-	DNP	DNP		
Carnell,Daylan	1-38	-	-	-	-	-	-	-	-	-	1-38		
Carlies,Jaylon	1-0	DNP	-	-	-	-	-	-	1-0	-	-		

FUMBLE RETURNS

PLAYER	#-Y/TD	USD	MTSU	KSU	MEM	VU	LSU	UK	USC	UGA	TEN	FLA	ARK
Abrams-Draine,K	1-3	-	-	1-3	-	-	-	-	-	-	-		

GAME-BY-GAME STATISTICS - INDIVIDUALS

TACKLES

PLAYER	UA-A	TOT	USD	MTSU	KSU	MEM	VU	LSU	UK	USC	UGA	TEN	FLA	ARK
Hopper,Ty'Ron	36-19	55	4-0	2-0	6-2	3-4	5-1	3-5	3-1	3-1	7-3	0-2		
Charleston,Jose	35-18	53	3-1	4-1	6-3	4-1	3-0	2-3	5-0	2-3	6-1	0-5		
Carnell,Daylan	26-18	44	1-0	3-5	2-2	3-2	2-5	1-2	2-0	6-1	2-1	4-0		
Carlies,Jaylon	24-19	43	DNP	3-1	4-3	3-3	0-1	3-3	3-2	4-3	2-2	2-1		
Abrams-Draine,K	29-11	40	3-1	2-2	2-1	7-0	4-1	4-1	0-3	2-2	3-0	2-0		
Hicks,Chuck	18-16	34	3-1	2-3	1-0	0-1	0-1	1-3	-	3-2	6-1	2-4		
Robinson,Darius	23-11	34	3-0	3-4	1-0	2-0	DNP	2-3	4-2	3-1	4-0	1-1		
Walker,Johnny	22-11	33	5-1	2-1	3-2	3-3	2-0	1-2	2-1	3-0	1-0	0-1		
Johnson,Tre'Vez	18-14	32	3-0	1-0	3-0	2-0	0-3	0-2	3-1	2-3	1-0	3-5		
Rakestraw Jr.,E	21-11	32	2-3	0-2	5-2	DNP	3-0	3-0	DNP	2-1	2-2	4-1		
Landry,Josh	14-14	28	4-1	0-2	1-1	1-1	3-1	0-5	2-0	1-2	1-0	1-1		
Gaddy,Nyles	11-9	20	2-0	2-1	1-0	1-3	1-2	2-2	-	0-1	2-0	-		
George Jr.,Real	5-14	19	0-1	0-2	4-0	0-2	0-2	1-2	0-2	0-1	0-1	0-1		
Newson,Triston	8-10	18	-	1-0	0-1	1-0	-	-	0-1	2-3	1-0	3-5		
Bailey,Chad	7-10	17	DNP	DNP	1-0	3-2	2-1	1-7	-	DNP	DNP	DNP		
Norwood,Dreyden	8-7	15	1-0	2-1	-	-	DNP	1-3	1-2	1-0	1-0	1-1		
Jernigan,Jayden	6-9	15	1-0	2-2	0-1	0-1	0-3	-	-	1-2	1-0	1-0		
Williams,Sidney	9-6	15	1-0	2-0	1-0	-	-	0-3	3-2	2-0	-	0-1		
Williams,Kristi	6-8	14	1-1	DNP	2-0	0-1	-	1-4	DNP	DNP	1-1	1-1		
Burks,Marvin	8-5	13	3-1	-	-	4-1	-	-	1-1	0-2	-	-		
Clarke,Marcus	5-4	9	-	DNP	2-0	3-3	-	-	0-1	-	DNP	DNP		
Roche,Phillip	5-2	7	1-0	DNP	-	DNP	-	-	2-0	1-2	1-0	-		
Moore,Joe	4-2	6	1-1	-	1-0	-	-	-	0-1	1-0	1-0	DNP		
Norris,Will	4-1	5	-	1-0	-	-	1-0	-	1-0	-	1-1	-		
Johnson,Marquis	3-1	4	-	-	-	1-0	0-1	-	1-0	1-0	-	-		
Burden,Luther	2-0	2	-	-	-	-	-	1-0	1-0	-	-	-		
Firestone,Austi	2-0	2	DNP	DNP	DNP	1-0	1-0	-	-	-	-	-		
Wayne,Ja'Marion	2-0	2	-	-	-	-	-	-	-	-	1-0	1-0		
Hibbler,Tyler	2-0	2	DNP	-	DNP	-	-	1-0	1-0	DNP	DNP	DNP		
Membou,Armand	2-0	2	-	DNP	DNP	DNP	1-0	DNP	DNP	DNP	DNP	1-0		
Wilson,Dameon	1-0	1	DNP	1-0	DNP	DNP	DNP	DNP	DNP	-	-	DNP		
Schrader,Cody	0-1	1	-	-	-	-	-	-	-	-	0-1	-		
Heismeyer,Drake	1-0	1	-	-	-	1-0	-	-	-	-	-	-		
Miller,Mekhi	1-0	1	1-0	-	DNP	-	DNP	DNP	-	-	-	-		
Tollison,Connor	1-0	1	-	-	DNP	-	-	-	DNP	-	1-0	DNP		
Straatmann,Ben	1-0	1	-	-	-	-	DNP	DNP	DNP	-	1-0	-		

FUMBLES FORCED

PLAYER	TOT	USD	MTSU	KSU	MEM	VU	LSU	UK	USC	UGA	TEN	FLA	ARK
Walker,Johnny	2	-	-	-	1	-	-	-	1	-	-		
Robinson,Darius	1	-	-	-	-	DNP	1	-	-	-	-		
Roche,Phillip	1	-	DNP	-	DNP	-	-	1	-	-	-		
Charleston,Jose	1	-	-	-	-	-	-	1	-	-	-		
Newson,Triston	1	-	-	-	-	-	-	-	-	-	1		
Rakestraw Jr.,E	1	-	-	-	DNP	-	1	DNP	-	-	-		
Williams,Kristi	1	1	DNP	-	-	-	-	DNP	DNP	-	-		
Bailey,Chad	1	DNP	DNP	-	1	-	-	-	DNP	DNP	DNP		

FUMBLES RECOVERED

PLAYER	TOT	USD	MTSU	KSU	MEM	VU	LSU	UK	USC	UGA	TEN	FLA	ARK
Norwood,Dreyden	1	-	-	-	-	DNP	-	1	-	-	-		
Hicks,Chuck	1	-	-	-	-	-	-	-	-	-	1		
Carlies,Jaylon	1	DNP	-	-	-	-	-	-	-	-	1		

## SACKS

PLAYER	UA-A	TOT	USD	MTSU	KSU	MEM	VU	LSU	UK	USC	UGA	TEN	FLA	ARK
Robinson,Darius	6-1	6.5	-	-	-	1.0-3	DNP	0.5-2	2.0-18	1.0-9	1.0-6	1.0-5		
Walker,Johnny	4-0	4.0	1.0-7	-	1.0-4	1.0-7	-	-	1.0-1	-	-	-		
Gaddy,Nyles	3-0	3.0	-	2.0-15	-	-	-	-	-	-	1.0-1	-		
Hopper,Ty'Ron	3-0	3.0	-	-	-	-	-	1.0-1	-	1.0-8	1.0-6	-		
Carnell,Daylan	2-0	2.0	-	1.0-5	1.0-6	-	-	-	-	-	-	-		
George Jr.,Real	1-1	1.5	-	-	1.0-3	-	-	0.5-1	-	-	-	-		
Firestone,Austi	1-0	1.0	DNP	DNP	DNP	-	1.0-13	-	-	-	-	-		
Williams,Sidney	1-0	1.0	-	1.0-1	-	-	-	-	-	-	-	-		
Burks,Marvin	1-0	1.0	1.0-9	-	-	-	-	-	-	-	-	-		
Roche,Phillip	1-0	1.0	-	DNP	-	DNP	-	-	1.0-10	-	-	-		
Hicks,Chuck	1-0	1.0	-	-	-	-	-	-	-	1.0-7	-	-		
Bailey,Chad	1-0	1.0	DNP	DNP	-	1.0-12	-	-	-	DNP	DNP	DNP		
Moore,Joe	1-0	1.0	-	-	-	-	-	-	-	1.0-13	-	DNP		
Newson,Triston	0-1	0.5	-	-	-	-	-	-	-	0.5-4	-	-		
Jernigan,Jayden	0-1	0.5	-	-	-	-	-	-	-	0.5-3	-	-		

## TACKLES FOR A LOSS

PLAYER	UA-A	TOT	USD	MTSU	KSU	MEM	VU	LSU	UK	USC	UGA	TEN	FLA	ARK
Robinson,Darius	8-3	9.5	-	1.5-7	-	1.0-3	DNP	1.5-6	2.5-19	1.0-9	1.0-6	1.0-5		
Walker,Johnny	7-3	8.5	1.5-9	0.5-2	1.0-4	1.5-7	1.0-2	-	2.0-2	1.0-9	-	-		
Hopper,Ty'Ron	5-2	6.0	-	-	1.0-2	0.5-1	1.0-1	1.0-1	-	1.5-9	1.0-6	-		
Hicks,Chuck	4-2	5.0	1.0-4	1.5-5	-	-	-	-	-	1.5-8	1.0-2	-		
Carnell,Daylan	4-2	5.0	-	2.0-8	1.0-6	2.0-5	-	-	-	-	-	-		
Gaddy,Nyles	3-0	3.0	-	2.0-15	-	-	-	-	-	-	1.0-1	-		
Newson,Triston	2-1	2.5	-	1.0-3	-	-	-	-	-	0.5-4	-	1.0-1		
Landry,Josh	1-3	2.5	-	0.5-1	-	-	1.0-3	-	-	1.0-2	-	-		
George Jr.,Real	1-2	2.0	-	0.5-1	1.0-3	-	-	0.5-1	-	-	-	-		
Jernigan,Jayden	0-3	1.5	-	1.0-1	-	-	-	-	-	0.5-3	-	-		
Carlies,Jaylon	1-1	1.5	DNP	-	-	-	-	-	-	-	-	1.5-4		
Rakestraw Jr.,E	1-1	1.5	0.5-2	-	-	DNP	1.0-2	-	DNP	-	-	-		
Abrams-Draine,K	1-1	1.5	-	-	-	1.0-2	-	-	0.5-1	-	-	-		
Williams,Kristi	1-0	1.0	1.0-8	DNP	-	-	-	-	DNP	DNP	-	-		
Charleston,Jose	0-2	1.0	-	0.5-2	-	-	-	-	-	-	-	0.5-0		
Roche,Phillip	1-0	1.0	-	DNP	-	DNP	-	-	1.0-10	-	-	-		
Johnson,Tre'Vez	1-0	1.0	-	-	-	-	-	-	-	-	1.0-2	-		
Williams,Sidney	1-0	1.0	-	1.0-1	-	-	-	-	-	-	-	-		
Burks,Marvin	1-0	1.0	1.0-9	-	-	-	-	-	-	-	-	-		
Bailey,Chad	1-0	1.0	DNP	DNP	-	1.0-12	-	-	-	DNP	DNP	DNP		
Firestone,Austi	1-0	1.0	DNP	DNP	DNP	-	1.0-13	-	-	-	-	-		
Moore,Joe	1-0	1.0	-	-	-	-	-	-	-	1.0-13	-	DNP		

GAME-BY-GAME STATISTICS

GAME-BY-GAME COMPARISON

		FIRST DOWNS				RUSHING	PASSING	TOTAL OFFENSE			
OPPONENT	SCORE	TOTAL	RUSH	PASS	PEN	RUSHES-YARDS	COMP-ATT-INT	YARDS	PLAYS-YARDS	RET YARDS	TO'S
SOUTH DAKOTA	35-10	22/14	11/4	9/9	2/1	40-211/35-46	20-26-1/15-25-0	226/148	66-437/60-194	74/37	1/0
MTSU	23-19	21/16	12/5	6/10	3/1	46-112/29-71	14-19-0/22-36-0	204/214	65-316/65-285	67/25	0/0
15 K-STATE	30-27	20/19	3/7	15/11	2/1	28-74/35-138	23-36-0/25-39-1	356/270	64-430/74-408	45/67	0/1
vs. Memphis ^	34-27	22/22	11/6	11/15	0/1	36-201/29-83	18-25-0/31-47-2	341/316	61-542/76-399	58/21	1/2
Vanderbilt *	38-21	28/15	6/3	21/10	1/2	34-137/20-41	33-41-0/20-31-1	395/259	75-532/51-300	31/32	1/1
23 LSU *	39-49	23/26	6/11	17/10	0/5	21-116/43-274	30-47-2/15-23-0	411/259	68-527/66-533	19/47	2/0
@ Kentucky *	38-21	21/19	6/12	11/5	4/2	38-118/31-179	20-30-1/14-27-2	214/120	68-332/58-299	70/103	1/3
S. CAROLINA *	34-12	21/20	11/6	10/11	0/3	40-213/29-69	15-25-0/23-40-1	205/217	65-418/69-286	25/64	0/1
@ Georgia *	21-30	21/22	11/9	8/10	2/3	34-151/33-131	14-30-2/21-32-0	212/254	64-363/65-385	18/91	2/0
TENNESSEE *	36-7	26/15	14/6	10/8	2/1	51-255/23-83	18-24-1/22-34-1	275/267	75-530/57-350	38/67	1/3
FLORIDA *											
@ Arkansas *											
TOTALS	328-223	227/186	92/68	118/98	17/20	368-1650/307-1115	205-303-7/208-334-8	2841/2324	671-4491/641-3439	443/558	9/11

OPPONENT	3RD DN CNV	4TH DN CNV	TOP	MGN	YPR	YPC	YPP	PUNTS-AVG	PEN-YDS
SOUTH DAKOTA	6-10/2-13	0-0/2-3	28:55/30:58	-2:03	5.3/1.3	8.7/5.9	6.6/3.2	2-40.0/6-37.3	7-56/6-57
MIDDLE TENN.	7-13/9-18	0-0/2-3	32:00/28:00	4:00	2.4/2.4	10.7/5.9	4.9/4.4	4-34.8/5-43.2	5-50/6-42
15 K-STATE	3-13/8-17	1-1/0-0	26:00/34:00	-8:00	2.6/3.9	9.9/6.9	6.7/5.5	6-44.0/5-38.4	6-40/7-65
vs. Memphis ^	0-8/7-18	1-2/3-4	27:20/32:40	-5:20	5.6/2.9	13.6/6.7	8.9/5.2	3-47.0/4-44.8	7-41/5-39
Vanderbilt *	6-12/2-10	0-1/1-2	35:58/24:02	11:56	4.0/2.0	9.6/8.4	7.1/5.9	3-41.7/6-48.0	9-75/4-25
23 LSU *	4-11/6-12	1-2/0-0	27:40/32:20	-4:40	5.5/6.4	8.7/11.3	7.8/8.1	2-45.0/3-43.7	11-70/11-83
@ Kentucky *	6-14/5-13	1-1/0-1	31:07/28:53	2:14	3.1/5.8	7.1/4.4	4.9/5.2	3-38.3/5-38.0	6-65/14-139
S. CAROLINA *	7-13/3-13	0-1/0-1	28:52/31:08	-2:16	5.3/2.4	8.2/5.4	6.4/4.1	3-49.3/4-46.8	6-55/6-35
@ Georgia *	5-13/6-13	1-1/1-1	25:42/34:18	-8:36	4.4/4.0	7.1/7.9	5.7/5.9	4-37.8/3-44.3	8-49/5-40
TENNESSEE *	11-17/5-12	0-0/0-0	39:56/20:04	19:52	5.0/3.6	11.5/7.9	7.1/6.1	3-36.7/6-43.7	7-50/9-95
FLORIDA *									
@ Arkansas *									
TOTALS	55-124/53-139	5-9/9-15	303:37/296:23	7:14	4.5/3.6	9.4/7.0	6.7/5.4	33-41.3/47-42.4	543/637

**Note:** Game totals are displayed in the format TEAM/OPPONENT for each category; \* - Southeastern Conference game; ^- Mizzou to the Lou Classic (St. Louis, Mo.);



MISSOURI IN THE RED ZONE (41 of 42 / 97.6%)

										----- FAILED TO SCORE INSIDE RZ -----					
DATE	OPPONENT	SCORE	#	RZS	RZP	TDs	RTD	PTD	FGM	FGA	DOWN	INT	FMB	HALF	GAME
08/31	SOUTH DAKOTA	W, 35-10	6	5	35	5	3	2	0	1	0	0	0	0	0
09/09	MTSU	W, 23-19	3	3	16	2	1	1	1	0	0	0	0	0	0
09/16	KANSAS STATE	W, 30-27	3	3	13	1	1	0	2	0	0	0	0	0	0
09/23	vs. MEMPHIS	W, 34-27	4	4	20	2	1	1	2	0	0	0	0	0	0
09/30	@ VANDERBILT	W, 38-21	5	5	31	4	1	3	1	0	0	0	0	0	0
10/07	LSU	L, 39-49	4	4	29	4	2	2	0	0	0	0	0	0	0
10/14	@ KENTUCKY	W, 38-21	6	6	31	3	2	1	3	0	0	0	0	0	0
10/21	S. CAROLINA	W, 34-12	4	4	24	3	3	0	1	0	0	0	0	0	0
11/04	@ GEORGIA	L, 21-30	3	3	14	1	1	0	2	0	0	0	0	0	0
11/11	TENNESSEE	W, 36-7	4	4	19	2	2	0	2	0	0	0	0	0	0
11/18	FLORIDA														
11/24	@ ARKANSAS														
TOTALS			42	41	232	27	17	10	14	1	0	0	0	0	0

OPPONENTS IN THE RED ZONE (27 of 33 / 81.8%)

										----- FAILED TO SCORE INSIDE RZ -----					
DATE	OPPONENT	SCORE	#	RZS	RZP	TDs	RTD	PTD	FGM	FGA	DOWN	INT	FMB	HALF	GAME
08/31	SOUTH DAKOTA	W, 35-10	2	2	10	1	0	1	1	0	0	0	0	0	0
09/09	MTSU	W, 23-19	3	3	17	2	0	2	1	0	0	0	0	0	0
09/16	KANSAS STATE	W, 30-27	4	4	24	3	0	3	1	0	0	0	0	0	0
09/23	vs. MEMPHIS	W, 34-27	3	3	17	2	0	2	1	0	0	0	0	0	0
09/30	@ VANDERBILT	W, 38-21	2	1	7	1	1	0	0	0	0	1	0	0	0
10/07	LSU	L, 39-49	4	3	17	2	1	1	1	1	0	0	0	0	0
10/14	@ KENTUCKY	W, 38-21	5	3	21	3	1	2	0	0	1	1	0	0	0
10/21	S. CAROLINA	W, 34-12	4	3	9	0	0	0	3	1	0	0	0	0	0
11/04	@ GEORGIA	L, 21-30	5	5	27	3	1	2	2	0	0	0	0	0	0
11/11	TENNESSEE	W, 36-7	1	0	0	0	0	0	0	1	0	0	0	0	0
11/18	FLORIDA														
11/24	@ ARKANSAS														
TOTALS			33	27	149	17	4	13	10	3	1	2	0	0	0

TIME OF POSSESSION

DATE	OPPONENT	SCORE	OVERALL	1ST QTR	2ND QTR	3RD QTR	4TH QTR
08/31	SOUTH DAKOTA	W	35-10	29:02	9:07	7:19	3:27
09/09	MTSU	W	23-19	32:00	10:21	7:50	6:13
09/16	KANSAS STATE	W	30-27	26:00	7:56	5:47	6:31
09/23	vs. MEMPHIS	W	34-27	27:20	4:05	8:41	6:48
09/30	@ VANDERBILT	W	38-21	35:58	9:29	8:01	8:31
10/07	LSU	L	39-49	27:40	6:15	6:06	8:37
10/14	@ KENTUCKY	W	38-21	31:07	4:18	9:32	9:06
10/21	S. CAROLINA	W	34-12	28:52	6:34	8:21	7:16
11/04	@ GEORGIA	L	21-30	25:42	4:32	9:21	6:05
11/11	TENNESSEE	W	36-7	39:56	13:15	7:53	8:58
11/18	FLORIDA						
11/24	@ ARKANSAS						

MISSOURI	Total	303:37	75:52	78:51	71:32	77:22
	Avg.	30:21	7:35	7:53	7:09	7:44
OPPONENTS	Total	296:23	74:08	71:09	78:28	72:38
	Avg.	29:38	7:24	7:06	7:50	7:15

SCORING DRIVES

AUG. 31 SOUTH DAKOTA

SCORING PLAY	QTR	CLOCK	PLAYS	YDS	TIME
M. Miller 18-yard pass from Cook	1	07:47	6	52	2:29
Peat 1-yard rush	1	03:19	7	38	2:52
Schrader 2-yard rush	2	01:48	14	81	5:11
Cook 15-yard rush	2	00:33	6	83	0:52
Burden 15-yard pass from Horn	4	01:42	9	78	4:47

SEPT. 9 MIDDLE TENNESSEE

SCORING PLAY	QTR	CLOCK	PLAYS	YDS	TIME
Mevis 38-yard field goal	1	05:21	8	34	3:58
Cook 1-yard rush	2	00:24	16	71	7:45
Wease 5-yard pass from Cook	3	04:58	8	80	3:35
Peat 49-yard pass from Cook	4	14:53	7	82	2:39

SEPT. 16 KANSAS STATE

SCORING PLAY	QTR	CLOCK	PLAYS	YDS	TIME
Burden 47-yard pass from Cook	1	07:57	6	75	2:49
Mevis 30-yard field goal	1	03:58	7	35	3:04
Cook 1-yard rush	2	07:36	6	75	2:29
Mevis 25-yard field goal	4	14:48	6	68	1:51
Burden 26-yard pass from Cook	4	08:24	2	77	0:29
Mevis 61-yard field goal	4	00:00	10	38	1:25

SEPT. 23 MEMPHIS

SCORING PLAY	QTR	CLOCK	PLAYS	YDS	TIME
M. Johnson 76-yard pass from Cook	1	09:37	3	91	1:13
Peat 1-yard rush	2	06:27	9	75	5:14
Mevis 25-yard field goal	2	00:05	10	78	3:27
Wease 19-yard pass from Cook	3	09:19	3	76	1:17
Mevis 32-yard field goal	4	11:01	9	74	3:53
Schrader 37-yard rush	4	02:46	5	75	2:32

SEPT. 30 @ VANDERBILT

SCORING PLAY	QTR	CLOCK	PLAYS	YDS	TIME
Mevis 23-yard field goal	1	06:57	14	69	5:43
Schrader 1-yard rush	2	12:27	12	85	6:15
Wease 12-yard pass from Cook	2	00:55	7	59	2:27
Burden 18-yard pass from Cook	3	10:37	8	75	4:23
M. Johnson 44-yard pass from Cook	4	11:10	4	65	1:49
Burden 17-yard pass from Cook	4	04:23	3	19	1:19

OCT. 7 LSU

SCORING PLAY	QTR	CLOCK	PLAYS	YDS	TIME
Wease 18-yard pass from Cook	1	09:50	9	87	3:45
Schrader 21-yard rush	1	01:03	6	75	2:30
Norfleet 9-yard pass from Cook	2	10:47	6	57	3:32
Mevis 50-yard field goal	2	00:00	9	42	1:59
Schrader 2-yard rush	3	02:22	6	75	3:38
Schrader 1-yard rush	4	05:40	5	70	2:14

OCT. 14 @ KENTUCKY

SCORING PLAY	QTR	CLOCK	PLAYS	YDS	TIME
M. Johnson 39-yard pass from Bauer	2	11:38	6	64	3:12
Mevis 25-yard field goal	2	04:44	13	56	4:55
Wease 18-yard pass from Cook	2	00:15	8	61	1:25
Mevis 31-yard field goal	3	11:54	6	17	2:53
Cook 1-yard rush	4	14:14	9	70	4:16
Schrader 19-yard rush	4	11:07	3	34	0:57
Mevis 29-yard field goal	4	03:17	4	4	0:58

OCT. 21 SOUTH CAROLINA

SCORING PLAY	QTR	CLOCK	PLAYS	YDS	TIME
Burden 42-yard pass from Cook	1	06:31	5	67	2:30
Schrader 10-yard rush	1	00:46	7	59	3:26
Cook 17-yard rush	2	08:21	10	87	4:02
Mevis 21-yard field goal	2	01:50	9	82	3:48
Mevis 53-yard field goal	4	13:42	10	26	4:35
Schrader 11-yard rush	4	02:46	9	67	3:34

NOV. 4 @ GEORGIA

SCORING PLAY	QTR	CLOCK	PLAYS	YDS	TIME
Burden 39-yard pass from Cook	1	05:45	9	75	4:32
Mevis 37-yard field goal	2	04:14	11	61	5:35
Mevis 42-yard field goal	3	11:42	8	59	3:12
Schrader 12-yard rush	4	12:50	9	75	2:48

NOV. 11 TENNESSEE

SCORING PLAY	QTR	CLOCK	PLAYS	YDS	TIME
Mevis 31-yard field goal	2	14:16	20	72	10:55
Schrader 7-yard run	2	10:33	5	75	1:52
Mevis 46-yard field goal	2	00:00	4	53	0:20
Cook 3-yard run	3	10:04	7	80	3:05
Mevis 23-yard field goal3		02:38	9	59	5:04
Burden 21-yard pass from Cook	4	06:21	6	66	4:36
Carnell 38-yard interception return	4	05:50	-	-	0:31

DRIVE SUMMARIES

AVERAGE SCORING DRIVE/PLAY STATS

Plays: 9.3 per drive Yards: 62.8 per drive Avg. Drive Time: 2:59

BY THE NUMBERS

SCORING DRIVES — 57

PLAYS 532

YARDS 3,583

SECONDS 10,219

LONGEST

Longest drive (time):

- 10:55 vs. Tennessee
- 20 plays, 72 yards, Mevis 31-yard field goal

Longest drive (yards):

- 91 yards vs. Memphis
- 3 plays, 1:13, M. Johnson 76-yard pass from Cook

SHORTEST

Shortest drive (time):

- 0:20 vs. Tennessee
- 4 plays, 53 yards, Mevis 46-yard field goal

Shortest drive (yards):

- 4 yards at Kentucky
- 4 plays, 0:58, Mevis 29-yard field goal

MIZZOU 20+ YARD PLAYS	TOTAL	TDs	RUSHING	PASSING	PUNT RET	KICK RET	INT	FMB RET	OTHER
	81	14	14	56	0	9	1	0	1

YDS	TYPE	PLAYER(S)	OPPONENT
*76	Pass	Johnson,Marquis from Cook,Brady	Memphis
56	Pass	Burden,Luther from Cook,Brady	Memphis
52	Rush	Schrader,Cody	LSU
*49	Pass	Peat,Nathaniel from Cook,Brady	Middle Tenn.
48	Pass	Johnson,Marquis from Cook,Brady	Tennessee
*47	Pass	Burden,Luther from Cook,Brady	Kansas St.
*44	Pass	Johnson,Marquis from Cook,Brady	Vanderbilt
44	Pass	Burden,Luther from Cook,Brady	Middle Tenn.
*44	Pass	Johnson,Marquis from Cook,Brady	Vanderbilt
43	Pass	Schrader,Cody from Cook,Brady	Tennessee
42	Pass	Johnson,Marquis from Cook,Brady	Kansas St.
*42	Pass	Burden,Luther from Cook,Brady	South Carolina
42	Rush	Schrader,Cody	South Dakota
42	Pass	Burden,Luther from Cook,Brady	LSU
41	Pass	Cooper,Mookie from Cook,Brady	Kansas St.
*39	Pass	Burden,Luther from Cook,Brady	Georgia
*39	Pass	Johnson,Marquis from Bauer,Luke	Kentucky
*38	INT	Carnell,Daylan	Tennessee
38	Pass	Schrader,Cody from Cook,Brady	Tennessee
*37	Rush	Schrader,Cody	Memphis
37	FGR	Abrams-Draine,K	Kansas St.
36	Rush	Schrader,Cody	Kansas St.
35	Rush	Schrader,Cody	Tennessee
35	Pass	Burden,Luther from Cook,Brady	LSU
34	Pass	Burden,Luther from Cook,Brady	Memphis
33	Pass	Wease,Theo from Cook,Brady	Georgia
31	Rush	Schrader,Cody	Tennessee
31	Pass	Wease,Theo from Cook,Brady	Georgia
31	Pass	Miller,Mekhi from Horn,Sam	South Dakota
31	Pass	Johnson,Marquis from Cook,Brady	LSU
30	Pass	Burden,Luther from Cook,Brady	South Carolina
30	KR	Johnson,Marquis	Kentucky
30	Pass	Burden,Luther from Cook,Brady	South Dakota
29	Rush	Schrader,Cody	South Carolina
29	Pass	Wease,Theo from Cook,Brady	South Carolina
28	Pass	Burden,Luther from Cook,Brady	Memphis
27	Pass	Burden,Luther from Cook,Brady	Vanderbilt
27	Pass	Norfleet,Brett from Cook,Brady	Kansas St.
27	Pass	Burden,Luther from Cook,Brady	Vanderbilt
26	KR	Peat,Nathaniel	Memphis
*26	Pass	Burden,Luther from Cook,Brady	Kansas St.
26	Pass	Wease,Theo from Cook,Brady	Kansas St.
26	Pass	Burden,Luther from Cook,Brady	Vanderbilt
25	Pass	Wease,Theo from Cook,Brady	LSU
25	KR	Johnson,Marquis	South Carolina
25	Rush	Cook,Brady	Kentucky
24	Rush	Cook,Brady	Tennessee
24	KR	Johnson,Marquis	Kentucky
24	Pass	Cooper,Mookie from Cook,Brady	Memphis
24	Pass	Burden,Luther from Cook,Brady	Vanderbilt
24	Pass	Burden,Luther from Cook,Brady	Vanderbilt
23	Pass	Schrader,Cody from Cook,Brady	Tennessee
23	Pass	Miller,Mekhi from Cook,Brady	Georgia
23	Pass	Wease,Theo from Cook,Brady	Vanderbilt
23	Rush	Schrader,Cody	Memphis
23	KR	Peat,Nathaniel	South Dakota

YDS	TYPE	PLAYER(S)	OPPONENT
23	Pass	Wease,Theo from Cook,Brady	Vanderbilt
23	Pass	Cooper,Mookie from Cook,Brady	South Carolina
23	Pass	Cooper,Mookie from Cook,Brady	LSU
22	Pass	Miller,Mekhi from Cook,Brady	Tennessee
22	KR	Burks,Marvin	Kansas St.
22	Pass	Burden,Luther from Cook,Brady	LSU
22	Pass	Norfleet,Brett from Cook,Brady	Kentucky
22	KR	Burks,Marvin	Kansas St.
21	Pass	Cooper,Mookie from Cook,Brady	Georgia
*21	Rush	Schrader,Cody	LSU
21	Pass	Cooper,Mookie from Cook,Brady	Memphis
20	Pass	Stephens,Tyler from Cook,Brady	LSU
20	Pass	Burden,Luther from Cook,Brady	Memphis
20	KR	Johnson,Tre'Vez	Kansas St.
20	Pass	Blood,Daniel+Wease,Theo from Cook,Brady	LSU
20	Rush	Cook,Brady	South Carolina

\* touchdown scored on play

2023 MISSOURI FOOTBALL

STARTERS

OFFENSE	LT	LG	C	RG	RT	QB	RB	TE	WR	WR	WR
SOUTH DAKOTA	Foster	Delgado	Tollison	C. Johnson	Membou	Cook	Schrader	Stephens	Wease	Burden III	Cooper
MIDDLE TENNESSEE	Foster	Delgado	Tollison	C. Johnson	Membou	Cook	Schrader	Stephens	Wease	Burden III	Cooper
KANSAS STATE	Foster	Delgado	Tollison	M. Johnson	Membou	Cook	Schrader	Stephens	Wease	Burden III	Cooper
vs. Memphis	Foster	Delgado	Tollison	C. Johnson	Membou	Cook	Schrader	Stephens	Wease	Burden III	Harris
@ Vanderbilt	Foster	Delgado	Tollison	C. Johnson	Membou	Cook	Schrader	Stephens	Wease	Burden III	Cooper
LSU	Foster	Delgado	Tollison	C. Johnson	Membou	Cook	Schrader	Stephens	Wease	Burden III	Cooper
@ Kentucky	Foster	Delgado	Tollison	C. Johnson	Membou	Cook	Schrader	Norfleet	Wease	Burden III	Cooper
SOUTH CAROLINA	Foster	Delgado	Tollison	C. Johnson	Membou	Cook	Schrader	Norfleet	Wease	Burden III	Cooper
@ Georgia	Foster	Delgado	Tollison	C. Johnson	Membou	Cook	Schrader	Norfleet	Wease	Burden III	Cooper
TENNESSEE	Foster	Delgado	Tollison	C. Johnson	Membou	Cook	Schrader	Norfleet	Wease	Burden III	Cooper
FLORIDA											
@ Arkansas											

DEFENSE	DE	DT	DT	DE	M	W	CB	CB	STAR	S	S
SOUTH DAKOTA	Walker	Jernigan	K. Williams	Robinson	D. Wilson	Hopper	Abrams-Draine	Rakestraw	Carnell	Charleston	T. Johnson
MIDDLE TENNESSEE	Walker	Jernigan	K. Williams	Robinson	Hicks	Hopper	Abrams-Draine	Rakestraw	Carnell	Carlies	Charleston
KANSAS STATE	Walker	Jernigan	Landry	Robinson	Hicks	Hopper	Abrams-Draine	Rakestraw	Carnell	Carlies	Charleston
vs. Memphis	Walker	George	K. Williams	Robinson	Hicks	Hopper	Abrams-Draine	Norwood	Carnell	Carlies	Charleston
@ Vanderbilt	Walker	Jernigan	K. Williams	Gaddy	Bailey	Hopper	Abrams-Draine	Rakestraw	Carnell	Carlies	Charleston
LSU	Walker	Landry	K. Williams	Robinson	Bailey	Hopper	Abrams-Draine	Rakestraw	Carnell	Carlies	Charleston
@ Kentucky	Walker	Landry	K. Williams	Robinson	Bailey	Hopper	Abrams-Draine	Norwood	Carnell	Carlies	Charleston
SOUTH CAROLINA	Walker	Jernigan	K. Williams	Robinson	Hicks	Hopper	Abrams-Draine	Norwood	Carnell	Carlies	Charleston
@ Georgia	Walker	Jernigan	K. Williams	Robinson	Hicks	Hopper	Abrams-Draine	Rakestraw	Carnell	Carlies	Charleston
TENNESSEE	T. Johnson [S]	Jernigan	K. Williams	Robinson	Hicks	Hopper	Abrams-Draine	Rakestraw	Carnell	Carlies	Charleston
FLORIDA											
@ Arkansas											

MIZZOU START CHART

PLAYER	CAREER	2023	STREAK
Abrams-Draine	32	10	17
Bailey	22	3	0
Burden III	20	10	17
Carlies	37	9	9
Carnell	11	10	11
Charleston *	28	10	22
Clarke *	4	0	0
Cooper *	15	9	6
Cook	24	10	24
Delgado	38	10	18
Foster	38	10	35
Gaddy	19	1	0
George Jr.	1	1	0
Harris	1	1	0

PLAYER	CAREER	2023	STREAK
Hicks *	12	6	3
Hoerstkamp	3	0	0
Hopper *	26	10	12
Jackson	3	0	0
Jernigan *	12	7	3
C. Johnson *	22	9	7
M. Johnson *	33	1	0
T. Johnson *	11	2	1
Landry *	8	3	0
Membou	15	10	15
Miller	3	0	0
Ndoma-Ogar	2	0	0
Norfleet	4	4	4
Norwood *	4	3	0

PLAYER	CAREER	2023	STREAK
Peat *	9	0	0
Rakestraw, Jr.	31	7	2
Robinson	28	9	5
Schrader *	37	10	16
Stephens *	13	6	0
Tollison	23	10	23
Walker Jr.	9	9	0
Walters	4	0	0
Wease *	27	10	10
K. Williams *	24	9	7
D. Wilson	3	1	0
* transfers with starts at previous schools (see below)			

STARTS AT PREVIOUS SCHOOLS

PLAYER	SCHOOL	YEAR
Joseph Charleston	Clemson	2019-21
Marcus Clarke	Miami	2020-21
Mookie Cooper	Ohio State	2020
Nyles Gaddy	Jackson State	2021-22
Ty'Ron Hopper	Florida	2019-21

PLAYER	SCHOOL	YEAR
Jay Jernigan	Oklahoma State	2019-21
Cam'Ron Johnson	Houston	2020-23
Tre'Vez Johnsnon	Florida	2020-23
Josh Landry	Baylor	2018-21
Drey Norwood	Texas A&M	2021

PLAYER	SCHOOL	YEAR
Nate Peat	Stanford	2019-21
Cody Schrader	Truman State	2018-21
Tyler Stephens	Buffalo	2020-21
Theo Wease Jr.	Oklahoma	2019-23
Kristian Williams	Oregon	2019-21

## 2023 MISSOURI FOOTBALL

## PARTICIPATION

#	PLAYER	GP/GS	USD	MTSU	KSU	MEM	VU	LSU	UK	USC	UGA	UTK	FLA	ARK
7	Abrams-Draine, Kris	10/10	START	START	START	START	START	START	START	START	START	START		
9	Bailey, Chad	5/3	...	...	XXX	XXX	START	START	START	...	...	...		
93	Bauer, Luke	10/-	XXX	XXX	XXX	XXX	XXX	XXX	XXX	XXX	XXX	XXX		
16	Blood, Daniel	7/-	...	...	...	XXX	XXX	XXX	XXX	XXX	XXX	XXX		
3	Burden, Luther	10/10	START	START	START	START	START	START	START	START	START	START		
20	Burks, Marvin	10/-	XXX	XXX	XXX	XXX	XXX	XXX	XXX	XXX	XXX	XXX		
1	Carles, JC	9/9	...	START	START	START	START	START	START	START	START	START		
13	Carnell, Daylan	10/10	START	START	START	START	START	START	START	START	START	START		
28	Charleston, Joseph	10/9	START	START	START	START	START	START	XXX	START	START	START		
19	Clarke, Marcus	7/-	XXX	...	XXX	XXX	XXX	XXX	XXX	XXX	...	...		
12	Cook, Brady	10/10	START	START	START	START	START	START	START	START	START	START		
5	Cooper, Mookie	10/8	START	START	XXX	XXX	START	START	START	START	START	START		
19	Craig, Blake	2/-	...	...	...	XXX	...	...	...	...	...	XXX		
72	Delgado, Xavier	1/1	...	...	...	...	...	...	...	...	START	...		
98	Firestone, Austin	7/-	...	...	...	XXX	XXX	XXX	XXX	XXX	XXX	XXX		
59	Flint, Trey	10/-	XXX	XXX	XXX	XXX	XXX	XXX	XXX	XXX	XXX	XXX		
76	Foster, Javon	6/6	START	...	START	START	START	...	...	...	START	START		
21	Gaddy, Nyles	10/1	XXX	XXX	XXX	XXX	START	XXX	XXX	XXX	XXX	XXX		
99	George Jr., Realus	10/2	XXX	XXX	XXX	START	XXX	XXX	START	XXX	XXX	XXX		
33	Gracial, Marquis	1/-	...	...	...	...	...	...	...	XXX	...	...		
86	Harris, Jordon	8/-	...	XXX	XXX	...	XXX	XXX	XXX	XXX	XXX	XXX		
39	Hayes, Caimin	8/-	XXX	XXX	XXX	...	XXX	XXX	XXX	XXX	XXX	...		
69	Heismeyer, Drake	10/-	XXX	XXX	XXX	XXX	XXX	XXX	XXX	XXX	XXX	XXX		
18	Hibbler, Tyler	5/-	...	XXX	...	XXX	XXX	XXX	XXX	...	...	...		
30	Hicks, Chuck	10/6	XXX	START	START	START	XXX	XXX	XXX	START	START	START		
84	Hoerstkamp, Ryan	1/-	...	...	...	XXX	...	...	...	...	...	...		
8	Hopper, Ty'Ron	10/10	START	START	START	START	START	START	START	START	START	START		
21	Horn, Sam	2/-	XXX	...	XXX	...	...	...	...	...	...	...		
11	Jackson, Dannis	5/-	XXX	XXX	XXX	XXX	...	XXX	...	...	...	...		
0	Jernigan, Jay	10/7	START	START	START	XXX	START	XXX	XXX	START	START	START		
74	Johnson, Cam'Ron	8/7	START	START	XXX	START	START	START	START	...	...	START		
50	Johnson, Marcellus	7/-	XXX	XXX	...	...	...	XXX	XXX	XXX	XXX	XXX		
17	Johnson, Marquis	10/-	XXX	XXX	XXX	XXX	XXX	XXX	XXX	XXX	XXX	XXX		
4	Johnson, Tre'Vez	10/2	START	XXX	XXX	XXX	XXX	XXX	XXX	XXX	XXX	XXX	START	
38	Kreh, Christopher	10/-	XXX	XXX	XXX	XXX	XXX	XXX	XXX	XXX	XXX	XXX		
90	Landry, Josh	10/3	XXX	XXX	START	XXX	XXX	START	START	XXX	XXX	XXX		
49	Le Blanc, Brett	10/-	XXX	XXX	XXX	XXX	XXX	XXX	XXX	XXX	XXX	XXX		
16	Littlejohn, Brayshawyn	4/-	...	...	...	XXX	XXX	XXX	XXX	...	...	...		
0	Manning, Joshua	9/-	...	XXX	XXX	XXX	XXX	XXX	XXX	XXX	XXX	XXX		
79	Membou, Armand	3/3	START	...	...	...	START	...	...	...	...	START		
92	Mevis, Harrison	10/-	XXX	XXX	XXX	XXX	XXX	XXX	XXX	XXX	XXX	XXX		
10	Miller, Mekhi	7/-	XXX	XXX	...	XXX	...	...	XXX	XXX	XXX	XXX		
45	Moore III, Joe	9/-	XXX	XXX	XXX	XXX	XXX	XXX	XXX	XXX	XXX	...		
82	Muckey, Logan	10/-	XXX	XXX	XXX	XXX	XXX	XXX	XXX	XXX	XXX	XXX		
70	Ndoma-Ogar, EJ	4/-	...	XXX	XXX	XXX	XXX	...	...	...	...	...		
14	Newson, Triston	10/-	XXX	XXX	XXX	XXX	XXX	XXX	XXX	XXX	XXX	XXX		
87	Norfleet, Brett	9/4	XXX	XXX	XXX	...	XXX	XXX	START	START	START	START		
22	Norris, Will	10/-	XXX	XXX	XXX	XXX	XXX	XXX	XXX	XXX	XXX	XXX		
12	Norwood, Drey	9/3	XXX	XXX	XXX	START	...	XXX	START	START	XXX	XXX		
8	Peat, Nathaniel	9/-	XXX	XXX	XXX	XXX	XXX	XXX	XXX	...	XXX	XXX		
2	Rakestraw Jr., Ennis	8/7	START	START	START	...	START	START	...	XXX	START	START		
20	Roberts, Jamal	1/-	...	...	...	...	...	...	XXX	...	...	...		
6	Robinson, Darius	9/9	START	START	START	START	...	START	START	START	START	START		
29	Roche, Phillip	8/-	XXX	...	XXX	...	XXX	XXX	XXX	XXX	XXX	XXX		
75	Schrader, Cody	10/10	START	START	START	START	START	START	START	START	START	START		
80	Stephens, Tyler	9/5	START	...	START	START	START	START	XXX	XXX	XXX	XXX		
46	Straatmann, Ben	7/-	XXX	XXX	XXX	XXX	...	...	...	XXX	XXX	XXX		
55	Tollison, Connor	7/7	START	START	...	START	START	START	...	START	START	...		
15	Walker Jr., Johnny	10/9	START	START	START	START	START	START	START	START	START	XXX		
75	Walters, Mitchel	10/-	XXX	XXX	XXX	XXX	XXX	XXX	XXX	XXX	XXX	XXX		
25	Wayne, Ja'Marion	10/-	XXX	XXX	XXX	XXX	XXX	XXX	XXX	XXX	XXX	XXX		
1	Wease Jr., Theo	10/10	START	START	START	START	START	START	START	START	START	START		
88	Whisner,Max	1/-	...	...	...	XXX	...	...	...	...	...	...		
5	Williams,Kristi	7/6	START	...	XXX	START	START	START	...	...	START	START		
97	Williams,Riley	4/-	XXX	XXX	XXX	...	...	...	XXX	...	...	...		
3	Williams,Sidney	10/-	XXX	XXX	XXX	XXX	XXX	XXX	XXX	XXX	XXX	XXX		
10	Wilson,Dameon	3/-	...	XXX	...	...	...	...	...	XXX	XXX	...		



## GAME-BY-GAME CAPSULES



## SOUTH DAKOTA

AUGUST 31, 2023

FAUROT FIELD/MEMORIAL STADIUM

	1	2	3	4	F
South Dakota	0	3	0	7	— 10
Missouri	14	14	0	7	— 35

## SCORING PLAYS

<b>1st 07:47 MIZ</b>	<b>M.Miller 18 yd pass from Cook [Mevis kick]</b>
	6-52, 2:29, USD 0 - MIZ 7
<b>03:19 MIZ</b>	<b>Peat 1 yd rush [Mevis kick]</b>
	7-38, 2:53, USD 0 - MIZ 14
<b>2nd 07:06 USD</b>	<b>Leyland 40 yd FG</b>
	12-47, 6:45, USD 3 - MIZ 14
<b>01:48 MIZ</b>	<b>Schrader 2 yd rush [Mevis kick]</b>
	14-81, 5:11, USD 3 - MIZ 21
<b>00:33 MIZ</b>	<b>Cook 15 yd rush [Mevis kick]</b>
	6-83, 0:52, USD 3 - MIZ 28
<b>4th 12:14 USD</b>	<b>Mansaray 6 yd pass from Bouman [Martens kick]</b>
	3-29, 1:08, USD 10 - MIZ 28
<b>01:42 MIZ</b>	<b>Burden 15 yd pass from Horn [Mevis kick]</b>
	9-78, 4:47, USD 10 - MIZ 35

	USD	MIZ
<b>1st Downs</b> .....	14	22
3rd down efficiency.....	2-13	6-10
4th down efficiency.....	2-3	0-0
<b>Total Yards</b> .....	194	437
<b>Passing</b> .....	156	226
Comp-Att.....	15-25	20-26
Yards per pass.....	6.2	8.7
Interceptions thrown.....	0	1
<b>Rushing</b> .....	38	211
Rushing Attempts.....	35	40
Yards per rush.....	1.1	5.3
<b>Penalties</b> .....	6-57	7-56
<b>Turnovers</b> .....	0	1
Fumbles lost.....	0	0
Interceptions thrown.....	0	1
<b>Possession</b> .....	30:58	29:02

## LEADERS

**RUSHING:** South Dakota — Theis, Travis 17-34; Mansaray, Mike 10-15; Thomas, Nate 2-7; Bouman, Aidan 6-minus 10. Missouri — Schrader, Cody 18-138; Peat, Nathaniel 14-52; Cook, Brady 3-17; Cooper, Mookie 1-3; Burden, Luther 1-2; Horn, Sam 3-minus 1.

**PASSING:** South Dakota — Bouman, Aidan 15-25-0-148. Missouri — Cook, Brady 17-21-0-172; Horn, Sam 3-5-1-54.

**RECEIVING:** South Dakota — Martens, Jack 8-81; Bell, Carter 4-39; Galbreath, JJ 1-12; Theis, Travis 1-10; Mansaray, Mike 1-6. Missouri — Burden, Luther 7-96; Wease, Theo 3-17; Schrader, Cody 3-13; Miller, Mekhi 2-49; Peat, Nathaniel 2-34; Stephens, Tyler 2-12; Cooper, Mookie 1-5.



## MIDDLE TENNESSEE

SEPTEMBER 9, 2023

FAUROT FIELD/MEMORIAL STADIUM

	1	2	3	4	F
Middle Tennessee	0	7	3	9	— 19
Missouri	3	7	6	7	— 23

## SCORING PLAYS

<b>1st 05:21 MIZ</b>	<b>Mevis 38 yd field goal</b>
	8-34 3:58, MTSU 0 - MIZ 3
<b>2nd 08:14 MTSU</b>	<b>Norris 3 yd pass from [Rankin kick]</b>
	14-86 7:17, MTSU 7 - MIZ 3
<b>00:24 MIZ</b>	<b>Cook 1 yd run [Mevis kick]</b>
	16-71 7:45, MTSU 7 - MIZ 10
<b>3rd 08:39 MTSU</b>	<b>Rankin 25 yd field goal</b>
	14-68 6:21, MTSU 10 - MIZ 10
<b>04:58 MIZ</b>	<b>Wease 5 yd pass from Cook [Mevis, kick failed]</b>
	8-80 3:35, MTSU 10 - MIZ 16
<b>4th 14:53 MIZ</b>	<b>Peat 49 yd pass from Cook [Mevis kick]</b>
	7-82 2:39, MTSU 10 - MIZ 23
<b>06:57 MTSU</b>	<b>Olson 13 yd pass from [Rankin kick]</b>
	11-84 3:30, MTSU 17 - MIZ 23
<b>08:07 MTSU</b>	<b>safety</b>
	MTSU 19 - MIZ 23

	MTSU	MIZ
<b>1st Downs</b> .....	16	21
3rd down efficiency.....	9-18	7-13
4th down efficiency.....	2-3	0-0
<b>Total Yards</b> .....	285	316
<b>Passing</b> .....	214	204
Comp-Att.....	22-36	14-19
Yards per pass.....	5.9	10.7
Interceptions thrown.....	0	0
<b>Rushing</b> .....	71	112
Rushing Attempts.....	29	46
Yards per rush.....	2.4	2.4
<b>Penalties</b> .....	6-42	5-50
<b>Turnovers</b> .....	0	0
Fumbles lost.....	0	0
Interceptions thrown.....	0	0
<b>Possession</b> .....	28:00	32:00

## LEADERS

**RUSHING:** Middle Tenn. — Peasant, Frank 13-35; Vattiato, Nichol 13-34; Credle, Jaiden 3-2. Missouri — Schrader, Cody 23-84; Peat, Nathaniel 8-51; Cook, Brady 12-minus 5; TEAM 3-minus 18.

**PASSING:** Middle Tenn. — Vattiato, Nichol 22-36-0-214. Missouri — Cook, Brady 14-19-0-204.

**RECEIVING:** Middle Tenn. — Metcalf, Elijah 5-70; Olson, Justin 4-51; Tate Jr., Jeremy 4-43; Norris, Kalani 2-9; Willis, Holden 2-9; Credle, Jaiden 1-17; Sherman, Javonte 1-16; Toney, A.J. 1-1; England-Chisolm 1-1; Peasant, Frank 1-minus 3. Missouri — Burden, Luther 8-117; Wease, Theo 2-18; Miller, Mekhi 2-10; Peat, Nathaniel 1-49; Norfleet, Brett 1-10.



## KANSAS STATE

SEPTEMBER 16, 2023

FAUROT FIELD/MEMORIAL STADIUM

	1	2	3	4	F
15 Kansas State	7	7	10	3	— 27
Missouri	10	7	0	13	— 30

## SCORING PLAYS

<b>1st 10:46 KSU</b>	<b>Brooks 10 yd pass from Howard [Tennant kick]</b>
	11-75, 4:14, KSU 7 - MIZ 0
<b>07:57 MIZ</b>	<b>Burden 47 yd pass from Cook [Mevis kick]</b>
	6-75, 2:49, KSU 7 - MIZ 7
<b>03:58 MIZ</b>	<b>Mevis 30 yd FG</b>
	7-35, 3:04, KSU 7 - MIZ 10
<b>2nd 08:39 KSU</b>	<b>Sinnott 3 yd pass from Howard [Tennant kick]</b>
	10-64, 4:46, KSU 14 - MIZ 10
<b>07:36 MIZ</b>	<b>Cook 1 yd rush [Mevis kick]</b>
	6-75, 2:29, KSU 14 - MIZ 17
<b>3rd 10:07 KSU</b>	<b>Tennant 46 yd FG</b>
	6-16, 2:37, KSU 17 - MIZ 17
<b>01:39 KSU</b>	<b>Sinnott 3 yd pass from Howard [Tennant kick]</b>
	12-74, 5:52, KSU 24 - MIZ 17
<b>4th 14:48 MIZ</b>	<b>Mevis 25 yd FG</b>
	6-68, 1:51, KSU 24 - MIZ 20
<b>08:24 MIZ</b>	<b>Burden 26 yd pass from Cook [Mevis kick]</b>
	2-77, 0:29, KSU 24 - MIZ 27
<b>05:25 KSU</b>	<b>Tennant 26 yd FG</b>
	8-67, 2:59, KSU 27 - MIZ 27
<b>00:00 MIZ</b>	<b>Mevis 61 yd FG</b>
	10-38, 1:25, KSU 27 - MIZ 30

	KSU	MIZ
<b>1st Downs</b> .....	19	20
3rd down efficiency.....	8-17	3-13
4th down efficiency.....	0-0	1-1
<b>Total Yards</b> .....	408	430
Passing.....	270	356
Comp-Att.....	25-39	23-36
Yards per pass.....	6.9	9.9
Interceptions thrown.....	1	0
<b>Rushing</b> .....	138	74
Rushing Attempts.....	35	28
Yards per rush.....	3.9	2.6
<b>Penalties</b> .....	7-65	6-40
<b>Turnovers</b> .....	1	0
Fumbles lost.....	0	0
Interceptions thrown.....	1	0
<b>Possession</b> .....	34:00	26:00

## LEADERS

**RUSHING:** Kansas St. — Ward, Treshaun 10-54; Giddens, DJ 9-36; Johnson, Avery 4-24; Howard, Will 10-21; Johnson, Keagan 1-4; TEAM 1-minus 1. Missouri — Schrader, Cody 10-58; Peat, Nathaniel 7-18; Cook, Brady 10-2; TEAM 1-minus 4.

**PASSING:** Kansas St. — Howard, Will 25-39-1-270. Missouri — Cook, Brady 23-35-0-356; TEAM 0-1-0-0.

**RECEIVING:** Kansas St. — Sinnott, Ben 5-78; Ward, Treshaun 5-61; Brooks, Phillip 5-50; Jackson, Jadon 4-47; Giddens, DJ 3-14; Garcia II, RJ 2-18; Johnson, Keagan 1-2. Missouri — Burden, Luther 7-114; Wease, Theo 6-72; Cooper, Mookie 4-79; Norfleet, Brett 2-40; Johnson, Marquis 1-42; Schrader, Cody 1-6; Stephens, Tyler 1-5; Peat, Nathaniel 1-minus 2.

**VS. MEMPHIS****SEPTEMBER 23, 2023**

THE DOME AT AMERICA'S CENTER

	1	2	3	4		F
Memphis	10	0	7	10	—	27
Missouri	7	10	7	10	—	34

**SCORING PLAYS**

- 1st 09:37 MIZ M. Johnson 76 yd pass from Cook (Mevis kick)**  
3-91, 1:13, MEM 0 - MIZ 7
- 04:18 MEM Gillis 43 yd FG**  
12-50, 5:19, MEM 3 - MIZ 7
- 02:15 MEM Scates 3 yd pass from Henigan (Gillis kick)**  
4-10, 1:06, MEM 10 - MIZ 7
- 2nd 06:27 MIZ Peat 1 yd rush (Mevis kick)**  
9-75, 5:14, MEM 10 - MIZ 14
- 00:05 MIZ Mevis 25 yd FG**  
10-78, 3:27, MEM 10 - MIZ 17
- 3rd 09:19 MIZ Wease 19 yd pass from Cook (Mevis kick)**  
3-76, 1:17, MEM 10 - MIZ 24
- 04:07 MEM Watson 13 yd pass from Henigan (Gillis kick)**  
6-69, 2:47, MEM 17 - MIZ 24
- 4th 11:01 MIZ Mevis 32 yd FG**  
9-74, 3:53, MEM 17 - MIZ 27
- 05:18 MEM Gillis 22 yd FG**  
12-72, 5:43, MEM 20 - MIZ 27
- 02:46 MIZ Schrader 37 yd rush (Mevis kick)**  
5-75, 2:32, MEM 20 - MIZ 34
- 01:21 MEM Drake 21 yd pass from Henigan (Gillis kick)**  
8-75, 1:25, MEM 27 - MIZ 34

	MEM	MIZ
<b>1st Downs</b> .....	21	22
3rd down efficiency .....	7-18	0-8
4th down efficiency.....	3-4	1-2
<b>Total Yards</b> .....	399	542
Passing .....	316	341
Comp-Att.....	31-47	18-25
Yards per pass .....	6.7	13.6
Interceptions thrown.....	2	0
<b>Rushing</b> .....	83	201
Rushing Attempts .....	29	36
Yards per rush.....	2.9	5.6
<b>Penalties</b> .....	5-39	7-41
<b>Turnovers</b> .....	2	1
Fumbles lost.....	0	1
Interceptions thrown.....	2	0
<b>Possession</b> .....	32:40	27:20

**LEADERS**

**RUSHING:** Memphis — Watson, Blake 18-47; Henigan, Seth 9-21; Smith, Sutton 2-15. Missouri — Schrader, Cody 14-123; Peat, Nathaniel 15-65; Cook, Brady 4-17; Johnson, Marquis 1-3; T

**PASSING:** Memphis — Henigan, Seth 31-47-2-316. Missouri — Cook, Brady 18-25-0-341.

**RECEIVING:** Memphis — Watson, Blake 9-83; Taylor, Roc 7-143; Blankumsee, DeMe 7-36; Dove, Tauskie 2-19; Scates, Joe 2-6; Drake, Koby 1-21; Smith, Sutton 1-5; Ducker, Jay 1-5; Landphere, Antho 1-minus 2. Missouri — Burden, Luther 10-177; Cooper, Mookie 3-53; Wease, Theo 3-29; Johnson, Marquis 1-76; Miller, Mekhi 1-6.

**@ VANDERBILT****SEPTEMBER 30, 2023**

FIRSTBANK STADIUM

	1	2	3	4		F
23 Missouri	3	14	7	14	—	38
Vanderbilt	7	0	0	14	—	21

**SCORING PLAYS**

- 1st 06:57 MIZ Mevis 23 yd FG**  
14-69, 5:43, VU 0 - MIZ 3
- 03:46 VU Seals 6 yd rush (Borcila kick)**  
8-76, 3:05, VU 7 - MIZ 3
- 2nd 12:27 MIZ Schrader 1 yd rush (Mevis kick)**  
12-85, 8:15, VU 7 - MIZ 10
- 00:55 MIZ Wease 12 yd pass from Cook (Mevis kick)**  
7-59, 2:27, VU 7 - MIZ 17
- 3rd 10:37 MIZ Burden 18 yd pass from Cook (Mevis kick)**  
8-75, 4:23, VU 7 - MIZ 24
- 4th 12:59 VU Sheppard 31 yd pass from Seals (Borcila kick)**  
2-60, 0:33, VU 14 - MIZ 24
- 11:10 MIZ M. Johnson 44 yd pass from Cook (Mevis kick)**  
4-65, 1:49, VU 14 - MIZ 31
- 9:36 MIZ Sherrill 45 yd pass from Seals (Borcila kick)**  
3-75, 1:34, VU 21 - MIZ 31
- 4:23 MIZ Burden 17 yd pass from Cook (Mevis kick)**  
3-19, 1:19, VU 21 - MIZ 38

	MIZ	VU
<b>1st Downs</b> .....	28	15
3rd down efficiency .....	6-12	2-10
4th down efficiency.....	0-1	1-2
<b>Total Yards</b> .....	532	300
Passing .....	395	259
Comp-Att.....	33-41	20-31
Yards per pass .....	9.6	8.4
Interceptions thrown.....	0	1
<b>Rushing</b> .....	137	41
Rushing Attempts .....	34	20
Yards per rush .....	4.0	2.0
<b>Penalties</b> .....	9-75	4-25
<b>Turnovers</b> .....	1	1
Fumbles lost.....	1	0
Interceptions thrown.....	0	1
<b>Possession</b> .....	35:58	24:02

**LEADERS**

**RUSHING:** Missouri — Peat, Nathaniel 12-71; Schrader, Cody 16-80; Cook, Brady 6-6. Vanderbilt — McGowan, Jayden 3-24; Alexander, Sedri 5-12; Gillespie, Chase 1-4; Smith, Patrick 5-2; Taylor, Walter 1-0; Seals, Ken 5-minus 1.

**PASSING:** Missouri — Cook, Brady 33-41-0-395. Vanderbilt — Seals, Ken 20-31-1-259.

**RECEIVING:** Missouri — Burden, Luther 11-140; Wease, Theo 10-118; Cooper, Mookie 5-56; Johnson, Marquis 3-64; Stephens, Tyler 1-12; Norfleet, Brett 1-5; Schrader, Cody 1-5; Peat, Nathaniel 1-minus 5. Vanderbilt — Alexander, Sedri 7-65; Sheppard, Will 5-98; Sherrill, Junior 3-43; Skinner Jr., Qui 2-37; Hoskins, Richie 1-8; McGowan, Jayden 1-7; Smith, Patrick 1-1.

**23 LSU****OCTOBER 7, 2023**

FAUROT FIELD/MEMORIAL STADIUM

	1	2	3	4		F
23 LSU	7	10	10	22	—	49
21 Missouri	15	10	7	7	—	39

**SCORING PLAYS**

- 1st 09:50 MIZ Wease 18 yd pass from Cook (Cook rush)**  
9-87 3:45, LSU 0 - MIZ 8
- 03:33 LSU Diggs 1 yd run (Ramos kick)**  
11-75 6:17, LSU 7 - MIZ 8
- 01:03 MIZ Schrader 21 yd run (Mevis kick)**  
6-75 2:30, LSU 7 - MIZ 15
- 2nd 10:47 MIZ Norfleet 9 yd pass from Cook (Mevis kick)**  
6-57 3:32, LSU 7 - MIZ 22
- 05:43 LSU Ramos 48 yd field goal**  
11-44 5:04, LSU 10 - MIZ 22
- 01:59 LSU Taylor 3 yd pass from Daniels (Ramos kick)**  
6-45 3:09, LSU 17 - MIZ 22
- 00:00 MIZ Mevis 50 yd field goal**  
9-42 1:59, LSU 17 - MIZ 25
- 3rd 08:12 LSU Ramos 29 yd field goal**  
8-61 3:15, LSU 20 - MIZ 25
- 06:00 LSU Thomas 42 yd pass from Daniels (Ramos kick)**  
2-45 0:46, LSU 27 - MIZ 25
- 02:22 MIZ Schrader 2 yd run (Mevis kick)**  
6-75 3:38, LSU 27 - MIZ 32
- 4th 07:54 LSU Daniels 35 yd run (Nabers pass from Daniels)**  
7-92 3:29, LSU 35 - MIZ 32
- 05:40 MIZ Schrader 1 yd run (Mevis kick)**  
5-70 2:14, LSU 35 - MIZ 39
- 02:58 LSU Nabers 29 yd pass from Daniels (Ramos kick)**  
5-75 2:42, LSU 42 - MIZ 39
- 00:34 LSU Burns 17 yd interception return (Ramos kick)**  
LSU 49 - MIZ 39

	LSU	MIZ
<b>1st Downs</b> .....	25	23
3rd down efficiency .....	6-12	4-11
4th down efficiency.....	0-0	1-2
<b>Total Yards</b> .....	533	527
Passing .....	259	411
Comp-Att.....	15-23	30-47
Yards per pass .....	11.3	8.7
Interceptions thrown.....	0	2
<b>Rushing</b> .....	274	116
Rushing Attempts .....	43	21
Yards per rush.....	6.4	5.5
<b>Penalties</b> .....	11-83	11-63
<b>Turnovers</b> .....	0	2
Fumbles lost.....	0	0
Interceptions thrown.....	0	2
<b>Possession</b> .....	32:26	27:34

**LEADERS**

**RUSHING:** LSU — Diggs, Logan 24-134; Daniels, Jayden 15-130; Williams, Josh 2-10; Nabers, Malik 1-1; TEAM 1-minus 1. Missouri — Schrader, Cody 13-114; Peat, Nathaniel 2-9; Burden, Luther 1-0; Cook, Brady 5-minus 7.

**PASSING:** LSU — Daniels, Jayden 15-21-0-259; Nussmeier, Garrett 0-2-0-0. Missouri — Cook, Brady 30-47-2-411.

**RECEIVING:** LSU — Nabers, Malik 6-146; Thomas Jr., Brian 4-66; Taylor, Mason 4-27; Lacy, Kyren 1-20. Missouri — Burden, Luther 11-149; Cooper, Mookie 7-80; Wease, Theo 4-64; Johnson, Marquis 2-42; Blood, Daniel 2-36; Schrader, Cody 2-11; Stephens, Tyler 1-20; Norfleet, Brett 1-9.

GAME-BY-GAME CAPSULES



@ 23 KENTUCKY  
OCTOBER 14, 2023  
KROGER FIELD

	1	2	3	4	F
25 Missouri	0	17	3	18	— 38
23 Kentucky	14	0	7	0	— 21

SCORING PLAYS

- 1st 08:32 UK Davis 7 yd pass from Leary (Raynor kick)**  
9-65 4:46, MIZ 0 - UK 7
- 02:09 UK Leary 13 yd run (Raynor kick)**  
9-63 4:58, MIZ 0 - UK 14
- 2nd 11:38 MIZ Johnson, Mq. 39 yd pass from Bauer (Mevis kick)**  
8-64 3:12, MIZ 7 - UK 14
- 04:44 MIZ Mevis 25 yd field goal**  
13-56 4:55, MIZ 10 - UK 14
- 00:15 MIZ Wease 18 yd pass from Cook (Mevis kick)**  
8-61 1:25, MIZ 17 - UK 14
- 3rd 11:54 MIZ Mevis 31 yd field goal**  
6-17 2:53, MIZ 20 - UK 14
- 03:39 UK Brown-Stephens, 4 yd pass from Leary (Raynor kick)**  
7-71 3:31, MIZ 20 - UK 21
- 4th 14:14 MIZ Cook 1 yd run (Schrader rush)**  
9-70 4:16, MIZ 28 - UK 21
- 11:07 MIZ Schrader 19 yd run (Mevis kick)**  
3-34 0:57, MIZ 35 - UK 21
- 03:17 MIZ Mevis 29 yd field goal**  
4-4 0:58, MIZ 38 - UK 21

	MIZ	UK
<b>1st Downs</b> .....	20	19
3rd down efficiency .....	6-14	5-13
4th down efficiency.....	1-1	0-1
<b>Total Yards</b> .....	332	299
<b>Passing</b> .....	214	120
Comp-Att.....	20-30	14-27
Yards per pass .....	7.1	4.4
Interceptions thrown.....	1	2
<b>Rushing</b> .....	118	179
Rushing Attempts .....	38	31
Yards per rush.....	3.1	5.8
<b>Penalties</b> .....	6-65	14-122
<b>Turnovers</b> .....	1	3
Fumbles lost.....	0	1
Interceptions thrown.....	1	2
<b>Possession</b> .....	31:07	28:53

LEADERS

**RUSHING:** Missouri — Schrader, Cody 20-71; Cook, Brady 10-40; Peat, Nathaniel 4-8; Burden, Luther 1-6; TEAM 3-minus 7. Kentucky — Davis, Ray 20-128; Sumo-Karngbaye, 1-28; Brown, Barion 1-17; Leary, Devin 7-13; Cummings, Izayah 1-5.

**PASSING:** Missouri — Cook, Brady 19-29-1-175; Bauer, Luke 1-1-0-39. Kentucky — Leary, Devin 14-27-2-120.

**RECEIVING:** Missouri — Wease, Theo 6-66; Norfleet, Brett 4-40; Schrader, Cody 3-15; Johnson, Marquis 2-44; Cooper, Mookie 2-29; Burden, Luther 2-15; Peat, Nathaniel 1-5. Kentucky — Brown, Barion 3-18; Sumo-Karngbaye, 3-13; Dingle, Jordan 2-32; Robinson, Tayvio 2-21; Davis, Ray 2-11; Key, Dane 1-21; Brown-Stephens, 1-4.



SOUTH CAROLINA  
OCTOBER 21, 2023  
FAUROT FIELD/MEMORIAL STADIUM

	1	2	3	4	F
South Carolina	0	3	6	3	— 12
16 Missouri	14	10	0	10	— 34

SCORING PLAYS

- 1st 06:31 MIZ Burden 42 yd pass from Cook (Mevis kick)**  
5-67 2:30, USC 0 - MIZ 7
- 00:46 MIZ Schrader 10 yd run (Mevis kick)**  
7-59 3:26, USC 0 - MIZ 14
- 2nd 08:21 MIZ Cook 17 yd run (Mevis kick)**  
10-87 4:02, USC 0 - MIZ 21
- 01:50 MIZ Mevis 21 yd field goal**  
9-82 3:48, USC 0 - MIZ 24
- 00:31 USC Jeter 51 yd field goal**  
10-42 1:19, USC 3 - MIZ 24
- 3rd 10:37 USC Jeter 41 yd field goal**  
10-54 4:16, USC 6 - MIZ 24
- 07:07 USC Jeter 38 yd field goal**  
5-14 1:44, USC 9 - MIZ 24
- 4th 13:42 MIZ Mevis 53 yd field goal**  
10-26 4:35, USC 9 - MIZ 27
- 10:31 USC Jeter 21 yd field goal**  
9-72 3:11, USC 12 - MIZ 27
- 02:46 MIZ Schrader 11 yd run (Mevis kick)**  
9-67 3:34, USC 12 - MIZ 34

	USC	MIZ
<b>1st Downs</b> .....	20	22
3rd down efficiency .....	3-14	7-13
4th down efficiency.....	0-1	0-1
<b>Total Yards</b> .....	286	418
<b>Passing</b> .....	217	205
Comp-Att.....	23-40	15-25
Yards per pass .....	5.4	8.2
Interceptions thrown.....	1	0
<b>Rushing</b> .....	69	213
Rushing Attempts .....	29	40
Yards per rush.....	2.4	5.3
<b>Penalties</b> .....	6-35	6-55
<b>Turnovers</b> .....	1	0
Fumbles lost.....	0	0
Interceptions thrown.....	1	0
<b>Possession</b> .....	31:08	28:52

LEADERS

**RUSHING:** South Carolina — Anderson, Mario 12-68; Harbor, Nyck 1-9; McDowell, Juju 2-6; Joyner, Dakereon 1-1; Rattler, Spencer 13-minus 15. Missouri — Schrader, Cody 26-159; Cook, Brady 9-64; Burden, Luther 2-3; TEAM 2-minus 2; Bauer, Luke 1-minus 11.

**PASSING:** South Carolina — Rattler, Spencer 23-40-1-217. Missouri — Cook, Brady 15-25-0-205.

**RECEIVING:** South Carolina — Knox, Trey 5-32; Blake, O'Mega 3-44; Joyner, Dakereon 3-22; Brown, Ahmearan 3-21; Anderson, Mario 3-6; Harbor, Nyck 2-50; McDowell, Juju 2-9; Legette, Xavier 1-20; Simon, Joshua 1-13. Missouri — Cooper, Mookie 6-57; Burden, Luther 5-97; Wease, Theo 2-40; Schrader, Cody 2-11.



@ | GEORGIA  
NOVEMBER 4, 2023  
SANFORD STADIUM

	1	2	3	4	F
14 Missouri	7	3	3	8	— 21
1 Georgia	3	7	14	6	— 30

SCORING PLAYS

- 1st 10:17 UGA Woodring 33 yd field goal**  
12-84 4:40, MIZ 0 - UGA 3
- 05:45 MIZ Burden 39 yd pass from Cook (Mevis kick)**  
9-75 4:32, MIZ 7 - UGA 3
- 2nd 13:38 UGA Lovett 6 yd pass from Beck (Woodring kick)**  
12-70 7:07, MIZ 7 - UGA 10
- 04:14 MIZ Mevis 37 yd field goal**  
11-61 5:35, MIZ 10 - UGA 10
- 3rd 11:42 MIZ Mevis 42 yd field goal**  
8-59 3:12, MIZ 13 - UGA 10
- 08:10 UGA Milton 15 yd run (Woodring kick)**  
6-65 3:26, MIZ 13 - UGA 17
- 00:38 UGA Delp 5 yd pass from Beck (Woodring kick)**  
10-67 5:23, MIZ 13 - UGA 24
- 4th 12:50 MIZ Schrader 12 yd run (Burden pass from Cook)**  
9-75 2:48, MIZ 21 - UGA 24
- 08:59 UGA Woodring 30 yd field goal**  
8-53 3:44, MIZ 21 - UGA 27
- 03:57 UGA Woodring 48 yd field goal**  
7-40 3:49, MIZ 21 - UGA 30

	MIZ	UGA
<b>1st Downs</b> .....	21	21
3rd down efficiency .....	5-13	6-13
4th down efficiency.....	1-1	1-1
<b>Total Yards</b> .....	363	385
<b>Passing</b> .....	212	254
Comp-Att.....	14-30	21-32
Yards per pass .....	7.1	7.9
Interceptions thrown.....	2	0
<b>Rushing</b> .....	151	131
Rushing Attempts .....	34	33
Yards per rush.....	4.4	4.0
<b>Penalties</b> .....	8-49	5-55
<b>Turnovers</b> .....	2	0
Fumbles lost.....	0	0
Interceptions thrown.....	2	0
<b>Possession</b> .....	25:42	34:18

LEADERS

**RUSHING:** Missouri — Schrader, Cody 22-112; Cook, Brady 10-39; Peat, Nathaniel 2-0. Georgia — Edwards, Daijun 16-77; Milton, Kendall 9-44; Beck, Carson 6-9; Vandagriff, Brock 1-1; TEAM 1-0.

**PASSING:** Missouri — Cook, Brady 14-30-2-212. Georgia — Beck, Carson 21-32-0-254.

**RECEIVING:** Missouri — Wease, Theo 5-90; Burden, Luther 3-53; Schrader, Cody 3-14; Cooper, Mookie 2-32; Miller, Mekhi 1-23. Georgia — McConkey, Ladd 7-95; Lovett, Dominic 4-33; Thomas, Rara 3-36; Delp, Oscar 3-33; Edwards, Daijun 2-28; Rosemy-Jacksain 1-18; Mews, Mekhi 1-11.



13 TENNESSEE

NOVEMBER 11, 2023

FAUROT FIELD/MEMORIAL STADIUM



FLORIDA

NOVEMBER 18, 2023

FAUROT FIELD/MEMORIAL STADIUM



@ ARKANSAS

NOVEMBER 24, 2023

RAZORBACK STADIUM

	1	2	3	4		F
13 Tennessee	0	7	0	0	—	7
14 Missouri	0	13	9	14	—	36

SCORING PLAYS

**2nd 14:16 MIZ Mevis 31 yd field goal**  
20-72 10:55, TEN 0 - MIZ 3

**12:25 TEN Thornton 48 yd pass from Milton (Campbell kick)**  
6-75 1:51, TEN 7 - MIZ 3

**10:33 MIZ Schrader 7 yd run (Mevis kick)**  
5-75 1:52, TEN 7 - MIZ 10

**00:00 MIZ Mevis 46 yd field goal**  
4-53 0:20, TEN 7 - MIZ 13

**3rd 10:04 MIZ Cook 3 yd run (Miller pass failed)**  
7-80 3:05, TEN 7 - MIZ 19

**02:38 MIZ Mevis 23 yd field goal**  
9-59 5:04, TEN 7 - MIZ 22

**4th 06:21 MIZ Burden 21 yd pass from Cook (Mevis kick)**  
6-66 4:36, TEN 7 - MIZ 29

**05:50 MIZ Carnell 38 yd interception return (Mevis kick)**  
TEN 7 - MIZ 36

	TEN	MIZ
<b>1st Downs</b> .....	15	26
3rd down efficiency .....	5-13	11-17
4th down efficiency.....	0-0	0-0
<b>Total Yards</b> .....	350	530
<b>Passing</b> .....	267	275
Comp-Att.....	22-34	18-24
Yards per pass .....	7.9	11.5
Interceptions thrown.....	1	1
<b>Rushing</b> .....	83	255
Rushing Attempts .....	23	51
Yards per rush.....	3.6	5.0
<b>Penalties</b> .....	9-95	7-50
<b>Turnovers</b> .....	3	1
Fumbles lost.....	2	0
Interceptions thrown.....	1	1
<b>Possession</b> .....	20:04	39:56

LEADERS

**RUSHING:** Tennessee — Milton III, Joe 10-36; Wright, Jaylen 7-22; Sampson, Dylan 3-20; Small, Jabari 3-5. Missouri — Schrader, Cody 35-205; Cook, Brady 12-55; Burden, Luther 1-0; TEAM 1-minus 1; Peat, Nathaniel 2-minus 4.

**PASSING:** Tennessee — Milton III, Joe 22-34-1-267. Missouri — Cook, Brady 18-24-1-275.

**RECEIVING:** Tennessee — Keyton, Ramel 4-57; White, Squirrel 4-53; Webb, Kaleb 4-38; Wright, Jaylen 2-21; Nimrod, Chas 2-17; Warren, Jacob 2-17; Sampson, Dylan 2-13; Thornton Jr., Do 1-46; Castles, McCalla 1-5. Missouri — Schrader, Cody 5-116; Burden, Luther 4-26; Johnson, Marquis 2-56; Miller, Mekhi 2-35; Wease, Theo 2-17; Norfleet, Brett 2-16; Cooper, Mookie 1-9.

## TAKEAWAYS

DATE	OPPONENT	TURNOVER	STARTING LOS	POINT OF TO	QUARTER	RESULT (POINTS)
08/31	SOUTH DAKOTA	—				
09/09	MTSU	—				
09/16	KANSAS STATE	Abrams-Draine INT (Howard)	KSU 40	50	1st	Field Goal (3)
09/23	vs. MEMPHIS	Abrams-Draine INT (Henigan)	MEM 32	MIZ 46	3rd	Downs (0)
		Clarke INT (Henigan)	MIZ 21	MIZ 12	4th	Field Goal (3)
09/30	@ VANDERBILT	(TB) Abrams-Draine INT (Seals)	MIZ 20	MIZ 0	3rd	Downs (0)
10/07	LSU	—				
10/14	@ KENTUCKY	Norwood FR (Brown)	UK 27	UK 31	3rd	Field Goal (3)
		Clarke INT (Leary)	MIZ 25	MIZ 14	4th	Punt (0)
		Abrams-Draine INT (Leary)	UK 16	UK 37	4th	Field Goal (3)
10/21	S. CAROLINA	Carlies INT (Rattler)	USC 36	MIZ 33	4th	Touchdown (7)
11/04	@ GEORGIA	—				
11/11	TENNESSEE	Newson FR (Wright)	MIZ 33	MIZ 18	2nd	Field Goal (3)
		Carlies FR (Milton III)	MIZ 43	MIZ 34	4th	Touchdown (7)
		+ Carnell INT (Milton III)	TEN 33	TEN 38	4th	Touchdown (7)
11/18	FLORIDA					
11/24	@ ARKANSAS					
TOTALS: 11 takeaways resulting in 36 points						
LOS: Line of Scrimmage, * - Red Zone Play, + Touchdown Return, [ST] Special Teams Play, [TB] Touchback, [OFF] Offensive Recovery						

## GIVEAWAYS

DATE	OPPONENT	TURNOVER	STARTING LOS	POINT OF TO	QUARTER	RESULT (POINTS)
08/31	SOUTH DAKOTA	Harden INT (Horn)	MIZ 32	MIZ 42	4th	Touchdown (7)
09/09	MTSU	—				
09/16	KANSAS STATE	—				
09/23	vs. MEMPHIS	Whitlow Jr. FR (Schrader)	MIZ 5	MIZ 10	1st	Touchdown (7)
09/30	@ VANDERBILT	Agu FR (Wease)	MIZ 41	MIZ 40	2nd	Halftime (0)
10/07	LSU	Perkins Jr. INT (Cook)	MIZ 30	MIZ 45	2nd	Touchdown (7)
		+ Burns INT (Cook)	MIZ 17	MIZ 0	4th	Touchdown (7)
10/14	@ KENTUCKY	Hairston INT (Cook)	MIZ 40	UK 37	1st	Touchdown (7)
10/21	S. CAROLINA	—				
11/04	@ GEORGIA	Stackhouse INT (Cook)	50	UGA 30	4th	Field Goal (3)
		Bullard INT (Cook)	50	UGA 17	4th	Kneel Down (0)
11/11	TENNESSEE	McCollough INT (Cook)	TEN 26	TEN 19	1st	Punt (0)
11/18	FLORIDA					
11/24	@ ARKANSAS					
TOTALS: nine giveaways resulting in 36 points						
LOS: Line of Scrimmage, * - Red Zone Play, + Touchdown Return, [ST] Special Teams Play, [TB] Touchback, [OFF] Offensive Recovery						



## HIGH/LOW COMPARISON - TEAM

## TEAM GAME HIGHS

OPPONENT	CATEGORY	MISSOURI
43, LSU (10/07/2023)	RUSHES	51 vs. Tennessee (11/11/2023)
274, LSU (10/07/2023)	YARDS RUSHING	255 vs. Tennessee (11/11/2023)
6.4, LSU (10/07/2023)	YARDS PER RUSH	6.3 vs. LSU (10/07/2023)
2, LSU (10/07/2023)	TD RUSHES	3, 3x, last vs. South Carolina (10/21/2023)
47, Memphis (09/23/2023)	PASS ATTEMPTS	47 vs. LSU (10/07/2023)
31, Memphis (09/23/2023)	PASS COMPLETIONS	33 at Vanderbilt (09/30/2023)
316, Memphis (09/23/2023)	YARDS PASSING	411 vs. LSU (10/07/2023)
11.3, LSU (10/07/2023)	YARDS PER PASS	13.6 vs. Memphis (09/23/2023)
3, 3x, last LSU (10/07/2023)	TD PASSES	4 at Vanderbilt (09/30/2023)
76, Memphis (09/23/2023)	TOTAL PLAYS	75, 2x, last vs. Tennessee (11/11/2023)
533, LSU (10/07/2023)	TOTAL OFFENSE	542 vs. Memphis (09/23/2023)
8.1, LSU (10/07/2023)	YARDS PER PLAY	8.9 vs. Memphis (09/23/2023)
49, LSU (10/07/2023)	POINTS	39 vs. LSU (10/07/2023)
4, Middle Tennessee (09/09/2023)	SACKS BY	5 vs. South Carolina (10/21/2023)
25, LSU (10/07/2023)	FIRST DOWNS	28 at Vanderbilt (09/30/2023)
14, Kentucky (10/14/2023)	PENALTIES	11 vs. LSU (10/07/2023)
122, Kentucky (10/14/2023)	PENALTY YARDS	75 at Vanderbilt (09/30/2023)
2, LSU (10/07/2023)	INTERCEPTIONS BY	2 vs. Memphis (09/23/2023)
2, Georgia (11/04/2023)		2 at Kentucky (10/14/2023)
6, 3x, last Tennessee (11/11/2023)	PUNTS	6 vs. Kansas State (09/16/2023)
48.0, Vanderbilt (09/30/2023)	PUNTING AVG	49.3 vs. South Carolina (10/21/2023)
65, Memphis (09/23/2023)	LONG PUNT	73 vs. LSU (10/07/2023)
3, Tennessee (11/11/2023)	PUNTS INSIDE 20	3 vs. Middle Tennessee (09/09/2023)
17, 2x, last Memphis (09/23/2023)	LONG PUNT RETURN	17 at Vanderbilt (09/30/2023)

## TEAM GAME LOWS

OPPONENT	CATEGORY	MISSOURI
20, Vanderbilt (09/30/2023)	RUSHES	21 vs. LSU (10/07/2023)
41, Vanderbilt (09/30/2023)	YARDS RUSHING	74 vs. Kansas State (09/16/2023)
1.3, South Dakota (08/31/2023)	YARDS PER RUSH	2.4 vs. Middle Tennessee (09/09/2023)
0, 6x, last Tennessee (11/11/2023)	TD RUSHES	1, 4x, last at Georgia (11/04/2023)
23, LSU (10/07/2023)	PASS ATTEMPTS	19 vs. Middle Tennessee (09/09/2023)
14, Kentucky (10/14/2023)	PASS COMPLETIONS	14, 2x, last at Georgia (11/04/2023)
120, Kentucky (10/14/2023)	YARDS PASSING	167 at Kentucky (10/14/2023)
4.4, Kentucky (10/14/2023)	YARDS PER PASS	6.9 at Kentucky (10/14/2023)
0, South Carolina (10/21/2023)	TD PASSES	1, 3x, last vs. Tennessee (11/11/2023)
51, Vanderbilt (09/30/2023)	TOTAL PLAYS	61 vs. Memphis (09/23/2023)
194, South Dakota (08/31/2023)	TOTAL OFFENSE	316 vs. Middle Tennessee (09/09/2023)
3.2, South Dakota (08/31/2023)	YARDS PER PLAY	4.8 at Kentucky (10/14/2023)
7, Tennessee (11/11/2023)	POINTS	21 at Georgia (11/04/2023)
0, Vanderbilt (09/30/2023)	SACKS BY	1, 2x, last vs. Tennessee (11/11/2023)
14, South Dakota (08/31/2023)	FIRST DOWNS	20 vs. Kansas State (09/16/2023) 20 at Kentucky (10/14/2023)
4, Vanderbilt (09/30/2023)	PENALTIES	5 vs. Middle Tennessee (09/09/2023)
25, Vanderbilt (09/30/2023)	PENALTY YARDS	40 vs. Kansas State (09/16/2023)
3, LSU (10/07/2023)	PUNTS	2, 2x, last vs. LSU (10/07/2023)
37.3, South Dakota (08/31/2023)	PUNTING AVG	34.8 vs. Middle Tennessee (09/09/2023)
0, 2x, last Georgia (11/04/2023)	PUNTS INSIDE 20	0, at Kentucky (10/14/2023)

## INDIVIDUAL GAME HIGHS - MISSOURI

CATEGORY	PLAYER
RUSHES	35, Cody Schrader vs. Tennessee [11/11/2023]
YARDS RUSHING	205, Cody Schrader vs. Tennessee [11/11/2023]
TD RUSHES	3, Cody Schrader vs. LSU [10/07/2023]
LONG RUSH	52, Cody Schrader vs. LSU [10/07/2023]
PASS ATTEMPTS	47, Brady Cook vs. LSU [10/07/2023]
PASS COMPLETIONS	33, Brady Cook at Vanderbilt [09/30/2023]
YARDS PASSING	411, Brady Cook vs. LSU [10/07/2023]
TD PASSES	4, Brady Cook at Vanderbilt [09/30/2023]
LONG PASS	76, Brady Cook vs. Memphis [09/23/2023]
RECEPTIONS	11, Luther Burden, 2x, last vs. LSU [10/07/2023]
YARDS RECEIVING	177, Luther Burden vs. Memphis [09/23/2023]
TD RECEPTIONS	2, 2x, last Luther Burden at Vanderbilt [09/30/2023]
LONG RECEPTION	76, Marquis Johnson vs. Memphis [09/23/2023]
PUNTS	6, Riley Williams vs. Kansas State [09/16/2023]
PUNTING AVG	49.3, Luke Bauer vs. South Carolina [10/21/2023]
LONG PUNT	73, Luke Bauer vs. LSU [10/07/2023]
PUNTS INSIDE 20	3, Riley Williams vs. Middle Tennessee [09/09/2023]
LONG PUNT RETURN	17, Luther Burden at Vanderbilt [09/30/2023]
LONG KICKOFF RETURN	30, Marquis Johnson at Kentucky [10/14/2023]
TACKLES	10, TyRon Hopper at Georgia [11/04/2023]
SACKS	2.0, 2x, last Darius Robinson at Kentucky [10/14/2023]
TACKLES FOR LOSS	2.5, Darius Robinson at Kentucky [10/14/2023]
INTERCEPTIONS	1, 8x, last Daylan Carnell vs. Tennessee [11/11/2023]

## INDIVIDUAL GAME HIGHS - OPPONENTS

CATEGORY	PLAYER
RUSHES	24, Logan Diggs vs. LSU [10/07/2023]
YARDS RUSHING	134, Logan Diggs vs. LSU [10/07/2023]
TD RUSHES	1, 5x, last Kendall Milton at Georgia [11/04/2023]
LONG RUSH	35, Jayden Daniels vs. LSU [10/07/2023]
PASS ATTEMPTS	47, Seth Henigan vs. Memphis [09/23/2023]
PASS COMPLETIONS	31, Seth Henigan vs. Memphis [09/23/2023]
YARDS PASSING	316, Seth Henigan vs. Memphis [09/23/2023]
TD PASSES	3, 3x, last Jayden Daniels vs. LSU [10/07/2023]
LONG PASS	46, Joe Milton III vs. Tennessee [11/11/2023]
RECEPTIONS	9, Blake Watson vs. Memphis [09/23/2023]
YARDS RECEIVING	146, Malik Nabers vs. LSU [10/07/2023]
TD RECEPTIONS	2, Ben Sinnott vs. Kansas State [09/16/2023]
LONG RECEPTION	46, Dont'e Thornton Jr. vs. Tennessee [11/11/2023]
FIELD GOALS	4, Mitch Jeter vs. South Carolina [10/21/2023]
LONG FIELD GOALS	51, Mitch Jeter vs. South Carolina [10/21/2023]
PUNTS	6, 2x, last Jackson Ross vs. Tennessee [11/11/2023]
PUNTING AVG	48.0, Matt Hayball at Vanderbilt [09/30/2023]
LONG PUNT	65, Reid Bauer vs. Memphis [09/23/2023]
PUNTS INSIDE 20	3, Jackson Ross vs. Tennessee [11/11/2023]
LONG PUNT RETURN	17, 2x, last Koby Drake vs. Memphis [09/23/2023]
LONG KICKOFF RETURN	36, Phillip Brooks vs. Kansas State [09/16/2023]
TACKLES	14, Debo Williams vs. South Carolina [10/21/2023]
SACKS	2.0, 2x, last Omarr Norman-Lott vs. Tennessee [11/11/2023]
TACKLES FOR LOSS	4.0, Deone Walker at Kentucky [10/14/2023]
INTERCEPTIONS	1, 7x, last Jaylen McCollough vs. Tennessee [11/11/2023]

THE LAST TIME ...

MIZZOU HAD ...	
RUSHING	
30 attempts	35 – Cody Schrader vs. Tennessee, 11/11/23
25 attempts	26 – Cody Schrader vs. South Carolina, 10/21/23
100 yards	112 – Cody Schrader at Georgia, 11/4/23
200 yards	205 – Cody Schrader vs. Tennessee, 11/11/23
3 TDs	3 – Cody Schrader vs. LSU, 10/7/23
4 TDs	4 – Damarea Crockett vs. Middle Tennessee, 10/22/16
50+ yard rush	63 –Cody Schrader vs Georgia, 10/1/22
75+ yard rush	86 – Henry Josey at Kentucky, 11/9/13
Two 100-yard performances	216 – Ish Witter vs. Tennessee, 11/11/17
(same game)	155 – Larry Rountree vs. Tennessee, 11/11/17
Four consecutive 100-yard games	Henry Josey
(same season)	129 vs. Iowa State, 10/15/11; 138 vs. Oklahoma State, 10/22/11
	162 at Texas A&M, 10/29/11; 132 at Baylor, 11/5/11
PASSING	
30-39 attempts	32 – Brady Cook vs. Kansas State, 9/16/23
40-49 attempts	47 – Brady Cook vs. LSU, 10/7/23
50 attempts	51 – Connor Bazelak at Kentucky, 9/11/21
30-39 completions	30 – Brady Cook vs. LSU, 10/7/23
300 yards	395 - Brady Cook at Vanderbilt, 9/30/23
400 yards	411 – Brady Cook vs. LSU, 10/7/23
75+ yard completion	76 – Brady Cook to Marquis Johnson vs. Memphis, 9/23/22
Two QBS over 100 yards	Maty Mauk, 181; Drew Lock 138 vs. SEMO, 9/5/15
3 TDs	3 – Brady Cook vs. New Mexico State, 11/19/22
4 TDs	4 – Brady Cook at Vanderbilt, 9/30/23
5 TDs	5 – Drew Lock at UConn, 10/28/17
6 TDs	6 – Drew Lock vs. Idaho, 10/21/17
7 TDs	7 – Drew Lock vs. Missouri State, 9/2/17
4 interceptions	Maty Mauk vs. Georgia, 10/11/14
5 interceptions	Terry McMillan vs. Penn State, 1/1/70
6 interceptions	Kent Kiefer vs. Miami (Fla), 9/23/89
RECEIVING	
10+ receptions	11 – Luther Burden vs. LSU, 10/7/23
150 yards	177 – Luther Burden vs. Memphis, 9/23/23
200 yards	233 – Danario Alexander vs. Kansas, 11/28/09
75+ yard reception	76 [TD] – Marquis Johnson vs. Memphis, 9/23/23
Two 100-yard performances	140 [11] Luther Burden at Vanderbilt, 9/30/23
(same game)	118 [10] – Theo Wease Jr. at Vanderbilt, 9/30/23
Three 100-yard performances	172 [6] – Jeremy Maclin vs. Nevada, 9/13/08
(same game)	127 [6] – Chase Coffman vs. Nevada, 9/13/08
	100 [6] – Tommy Saunders vs. Nevada, 9/13/08
3 TDs	3 – Albert Okwuegbunam vs. Memphis, 10/20/18
4 TDs	4 – J'Mon Moore vs. Delaware State, 9/24/16
DEFENSIVE	
15+ tackles	17 – Nick Bolton vs. Tennessee, 10/3/17
3.0+ sacks	3.5 – Blaze Alldredge vs. Central Michigan, 9/4/21
3.0+ TFL	3.0 – Isaiah McGuire at South Carolina, 10/29/22
4.0+ TFL	6.0 – Blaze Alldredge vs. Central Michigan, 9/4/21
2 Interceptions	2 – Cale Garrett vs. Troy, 10/5/19
TOTAL OFFENSE (RUSHING & PASSING)	
400+ yards	404 – Brady Cook vs. LSU, 10/7/23
300-399 yards	358 - Brady Cook vs. Memphis, 9/23/23
FIELD GOALS	
60 yards	61 - Harrison Mevis vs. Kansas State, 9/16/23
50 yards	50 - Harrison Mevis vs. LSU, 10/7/23
4 FG made	4 – Tucker McCann vs. Ole Miss, 10/12/19
5 FG made	5 – Harrison Mevis vs. Georgia, 10/1/22
TOUCHDOWN RETURNS (YARDAGE)	
Kickoff	100 – Kris Abrams-Draine vs. Tennessee, 10/2/2021
Punt	78 – Luther Burden vs. Abilene Christian, 9/17/22
Interception	38 – Daylan Carnell vs. Tennessee, 11/11/23
Fumble	0 – Trajan Jeffcoat vs. South Carolina, 11/13/21
Blocked Field Goal	70 – Carlos Posey vs. West Virginia, 12/26/98
Blocked Punt	41 – Aarion Penton vs. SEMO, 9/5/15

TEAM	
Shut out opponent at Faurot Field	41-0 vs. Vanderbilt, 11/28/20
Shut out opponent on the road	14-0 at Iowa State, 11/20/10
Shut out opponents, back-to-back	27-0 at Kansas State, 10/8/66; 7-0 vs. Oklahoma, 10/15/66
Won in overtime	24-23 vs. Florida, 11/20/21
Blocked a punt	vs. South Dakota (Caimin Hayes), 8/31/23
Blocked a field goal	at Kentucky (Blaze Alldredge), 9/11/21
Blocked a PAT	at Kansas State (Isaiah McGuire), 9/10/22
Scored a safety	vs. UConn (Clarence Green blocked punt), 9/19/15
Scored a 2-point conversion	at Georgia (Luther Burden from Brady Cook), 11/4/23
Game-winning field goal	61 yards, Harrison Mevis, 9/16/23
Scored 50 points	52-24 win vs. Louisiana Tech, 9/1/22
Scored 60 points	65-33 win vs. Memphis, 10/20/18
600 yards of total offense	675 win vs. SEMO, 9/18/21
700 yards of total offense	815 win vs. Missouri State, 9/2/17
800 yards of total offense	815 win vs. Missouri State, 9/2/17
When scoring 60 points	53-0
When scoring 50 points	70-0
When scoring 40 points	166-3

AN OPPONENT HAD ...	
RUSHING	
30+ attempts	38 – Benny Snell, Kentucky, 10/29/16
200 yards	207 – Chris Rodriguez, Kentucky, 9/11/21
300 yards	304 – Tre Mason, Auburn, 12/7/13
3 TDs	3 - Tiyon Evans, Tennessee, 10/2/21
4 TDs	5, Kerryon Johnson, Auburn, 9/23/17
Two 100-yard performances (same game)	134 - L. Diggs & 130 - J. Daniels, vs. LSU, 10/7/23

PASSING	
40-49 attempts	40 - Spencer Rattler, South Carolina, 10/21/23
50+ attempts	55 – David Blough, Purdue, 9/15/18
30-39 completions	31 – Seth Henigan, Memphis, 9/23/23
40+ completions	44 – Graham Harrell, Texas Tech, 10/20/07
400 yards	430 – Myles Brennan, LSU, 10/10/20
500 yards	572 – David Blough, Purdue, 9/15/18
4 TDs	Austin Aune, North Texas, 10/9/21
5 TDs	Juice Williams, Illinois, 8/30/08

RECEIVING	
10+ receptions	10 – Treylon Burks, Arkansas, 12/5/20
200+ yards	206 – Treylon Burks, Arkansas, 12/5/20
175-199 yards	180 – Aaron Pflugrad, Arizona State, 9/9/11
150-174 yards	163 – Malik Earl, Missouri State, 9/2/17
2 TDs	2 – Ben Sinnott, Kansas State, 9/16/23
3 TDs	3 - Terrace Marshall Jr., LSU, 10/10/20
Two 100-yard perf. (same game)	146 - Hyatt, 111 - McCoy, Tennessee, 11/12/22

TOTAL OFFENSE (RUSHING & PASSING)	
500 yards	590 – David Blough, Purdue, 9/15/18
400 yards	405 – Hendon Hooker, Tennessee, 11/12/22

FIELD GOALS	
50+ yards	50 – Jacob Barnes, Louisiana Tech, 9/1/22
4 FG made	4 – Mitch Jeter, South Carolina, 10/21/23
3 FG made	3 – Peyton Woodring, Georgia, 11/4/23

TOUCHDOWN RETURNS (YARDAGE)	
Kickoff	97 – Deebo Samuel, South Carolina, 9/9/17
Punt	76 – Phillip Brooks, Kansas State, 9/10/22
Interception	49 – Jaydon Hill, Florida, 10/8/22
Fumble	3 – CJ Taylor, Vanderbilt, 10/23/22

TEAM	
Shut out Mizzou at Faurot Field	34-0 vs. Georgia, 10/11/14
Shut out Mizzou on road	27-0 at Georgia, 11/9/19
Scored 30-39 points	35 vs. Texas A&M, loss, 10/17/21
Scored 40-49 points	49 vs. LSU, loss, 10/7/23
Scored 50-59 points	51 at Mississippi State, loss, 12/19/20
Scored 60+ points	66 vs. Tennessee, loss, 11/12/22
Scored safety	vs. Middle Tennessee, 9/9/23



## 1 THEO WEASE JR.

**LAST TIME OUT:** 5 receptions, 90 yards at Georgia (11/5/23)

### CAREER HIGHS

<b>Catches:</b> .....10 at Vanderbilt (9/30/23)	<b>Rush Att:</b> .....1 vs. Texas * (10/10/20)
<b>Rec. Yards:</b> .....123 at Texas Tech * (11/26/22)	<b>Rush Yds:</b> .....N/A
<b>Rec. TDs:</b> .....2 vs. Oklahoma State * (11/21/20)	<b>Rush TDs:</b> .....N/A
<b>Rec. Long:</b> .....61 vs. Texas Tech * (11/26/22)	<b>Rush Long:</b> .....N/A

### CAREER STATISTICS

RECEIVING	GP	R	Y	TD	AVG	LG	Y/GM
2019 *	13	8	136	2	17.0	37	10.5
2020 *	11	37	530	4	14.3	48	48.2
2021 *	1	0	0	0	0.0	0	0.0
2022 *	11	19	378	4	19.9	61	34.4
2023	9	41	522	5	12.0	33	54.0
<b>TOTALS</b>	<b>45</b>	<b>105</b>	<b>1566</b>	<b>15</b>	<b>14.7</b>	<b>61</b>	<b>33.5</b>

\* - Set While Playing For Oklahoma



## 3 LUTHER BURDEN III

**LAST TIME OUT:** 3 receptions, 53 yards, TD at Georgia (11/5/23)

### CAREER HIGHS

<b>Catches:</b> .....11, twice	<b>Rush Att:</b> .....3, 4x
<b>Rec. Yards:</b> .....177 vs. Memphis (9/23/23)	<b>Rush Yds:</b> .....26 vs. Louisiana Tech (9/1/22)
<b>Rec. TDs:</b> .....2, 3x	<b>Rush TDs:</b> .....1, twice
<b>Rec. Long:</b> .....56 vs. Memphis (9/16/23)	<b>Rush Long:</b> .....17 vs. Louisiana Tech (9/1/22)

### CAREER STATISTICS

RECEIVING	GP	R	Y	TD	AVG	LG	Y/GM
2022	13	45	375	6	8.3	35	28.8
2023	9	64	958	7	14.9	56	106.4
<b>TOTALS</b>	<b>22</b>	<b>109</b>	<b>1333</b>	<b>13</b>	<b>12.2</b>	<b>56</b>	<b>60.5</b>

RUSHING	GP	A	Y	TD	AVG	LG	Y/GM
2022	13	18	88	2	4.9	17	6.8
2023	9	5	11	0	2.2	11	1.2
<b>TOTALS</b>	<b>22</b>	<b>23</b>	<b>99</b>	<b>2</b>	<b>4.3</b>	<b>17</b>	<b>4.5</b>



## 5 MOOKIE COOPER

**LAST TIME OUT:** 2 receptions, 32 yards at Georgia (11/5/23)

### CAREER HIGHS

<b>Catches:</b> .....7 vs. LSU (10/7/23)	<b>Rush Att:</b> .....3 vs. Central Michigan (9/4/21)
<b>Rec. Yards:</b> .....80 vs. LSU (10/7/23)	<b>Rush Yds:</b> .....10 at Kentucky (9/11/21)
<b>Rec. TDs:</b> .....1 vs. South Carolina (11/13/21)	<b>Rush TDs:</b> .....N/A
<b>Rec. Long:</b> .....60 vs. South Carolina (11/13/21)	<b>Rush Long:</b> .....9 at Kentucky (9/11/21)

### CAREER STATISTICS

RECEIVING	GP	R	Y	TD	AVG	LG	Y/GM
2020 *	1	0	0	0	0.0	0	0.0
2021	10	18	199	1	11.1	60	19.9
2022	13	26	298	0	11.5	46	22.9
2023	9	30	391	0	12.8	41	44.8
<b>TOTALS</b>	<b>33</b>	<b>74</b>	<b>888</b>	<b>1</b>	<b>11.8</b>	<b>60</b>	<b>26.7</b>

RUSHING	GP	A	Y	TD	AVG	LG	Y/GM
2020	1	0	0	0	0.0	0	0.0
2021	10	8	13	0	1.6	9	1.3
2022	13	0	0	0	0.0	0	0.0
2023	9	1	3	0	3.0	3	0.3
<b>TOTALS</b>	<b>33</b>	<b>9</b>	<b>16</b>	<b>0</b>	<b>1.7</b>	<b>9</b>	<b>0.5</b>

\* - Set While Playing For Ohio State



## 7 CODY SCHRADER

**LAST TIME OUT:** 22 carries, 112 yards, TD at Georgia (11/5/23)

### CAREER HIGHS

<b>Rush Att:</b> .....35 vs. Davenport * (9/4/21)	<b>Catches:</b> .....6, twice
<b>Rush Yds:</b> .....278 vs. MO S&T * (10/9/21)	<b>Rec. Yards:</b> .....67 vs. SW Baptist * (10/5/19)
<b>Rush TDs:</b> .....4 vs. Davenport * (9/4/21)	<b>Rec. TDs:</b> .....1, twice
<b>Rush Long:</b> .....88 vs. Hillsdale * (9/18/21)	<b>Rec. Long:</b> .....30 vs. SW Baptist * (10/5/19)

### CAREER STATISTICS

RUSHING	GP	A	Y	TD	AVG	LG	Y/GM
2018 *	1	0	0	0	0.0	0	0.0
2019 *	12	96	605	7	6.3	59	50.4
2020 *	4	83	390	7	4.6	66	97.5
2021 *	12	300	2074	25	6.9	88	172.8
2022	13	170	745	9	4.4	63	57.3
2023	9	162	919	10	5.7	52	100.8
<b>TOTALS</b>	<b>51</b>	<b>811</b>	<b>4733</b>	<b>58</b>	<b>5.8</b>	<b>88</b>	<b>92.4</b>

RECEIVING	GP	R	Y	TD	AVG	LG	Y/GM
2018 *	1	0	0	0	0.0	0	0.0
2019 *	12	30	231	1	7.7	30	19.3
2020 *	4	8	52	0	6.5	12	13.0
2021 *	12	22	214	1	9.7	25	17.8
2022	13	19	137	0	7.2	29	10.5
2023	9	15	75	0	5.1	9	7.6
<b>TOTALS</b>	<b>51</b>	<b>94</b>	<b>695</b>	<b>2</b>	<b>7.6</b>	<b>30</b>	<b>13.9</b>

\* - Set While Playing For Truman State



## 8 NATHANIEL PEAT

**LAST TIME OUT:** Played at Georgia (11/5/23)

### CAREER HIGHS

<b>Rush Att:</b> .....20, twice	<b>Catches:</b> .....4 vs. UCLA * (9/25/21)
<b>Rush Yds:</b> .....117 at Florida * (10/8/22)	<b>Rec. Yards:</b> .....49 vs. MTSU (9/9/23)
<b>Rush TDs:</b> .....1, 8x	<b>Rec. TDs:</b> .....1, twice
<b>Rush Long:</b> .....87 vs. USC * (9/11/21)	<b>Rec. Long:</b> .....49 vs. MTSU (9/9/23)

### CAREER STATISTICS

RUSHING	GP	A	Y	TD	AVG	LG	Y/GM
2019 *	12	9	57	0	6.3	14	4.8
2020 *	6	29	204	1	7.0	73	34.0
2021 *	12	79	404	3	5.1	87	33.7
2022	12	100	438	2	4.4	34	36.5
2023	9	62	274	2	4.4	19	39.1
<b>TOTALS</b>	<b>51</b>	<b>279</b>	<b>1377</b>	<b>8</b>	<b>4.9</b>	<b>87</b>	<b>28.1</b>

RECEIVING	GP	R	Y	TD	AVG	LG	Y/GM
2019 *	12	5	43	0	8.6	21	3.6
2020 *	6	0	0	0	0.0	0	0.0
2021 *	12	11	63	0	5.7	19	5.3
2022	12	10	66	1	6.6	12	5.5
2023	9	6	81	1	15.2	49	12.6
<b>TOTALS</b>	<b>51</b>	<b>32</b>	<b>253</b>	<b>2</b>	<b>7.7</b>	<b>49</b>	<b>4.8</b>

\* - Set While Playing For Stanford

**10 MEKHI MILLER****LAST TIME OUT:** 1 reception, 23 yards at Georgia [11/5/23]**CAREER HIGHS**

**Catches:** ..... 2, 5x **Rush Att:** ..... N/A  
**Rec. Yards:** ..... 49 vs. South Dakota (8/31/23) **Rush Yds:** ..... N/A  
**Rec. TDs:** ..... 1 vs. South Dakota (8/31/23) **Rush TDs:** ..... N/A  
**Rec. Long:** ..... 31 vs. South Dakota (8/31/23) **Rush Long:** ..... N/A

**CAREER STATISTICS**

RECEIVING	GP	R	Y	TD	AVG	LG	Y/GM
2022	13	8	128	0	16.0	25	9.8
2023	7	6	88	1	13.0	31	13.0
<b>TOTALS</b>	<b>20</b>	<b>14</b>	<b>216</b>	<b>1</b>	<b>14.8</b>	<b>31</b>	<b>10.7</b>

**11 DANNIS JACKSON****LAST TIME OUT:** Did Not Play at Georgia [11/5/23]**CAREER HIGHS**

**Catches:** ..... 6 vs. Liberty \* [11/6/21] **Rush Att:** ..... 1, \* 3x  
**Rec. Yards:** ..... 126 vs. Liberty \* [11/6/21] **Rush Yds:** ..... 9 vs. New Mexico State \* [11/9/19]  
**Rec. TDs:** ..... 1, \* twice **Rush TDs:** ..... N/A  
**Rec. Long:** ..... 50 vs. Liberty \* [11/6/21] **Rush Long:** ..... 9 vs. New Mexico State \* [11/9/19]

**CAREER STATISTICS**

RECEIVING	GP	R	Y	TD	AVG	LG	Y/GM
2019 *	9	7	80	0	11.4	28	8.9
2020 *	10	0	0	0	0.0	0	0.0
2021 *	11	12	244	2	20.3	50	22.2
2022 *	Entered Portal Prior to 2022 Season						
2023	5	0	0	0	0.0	0	0.0
<b>TOTALS</b>	<b>35</b>	<b>19</b>	<b>324</b>	<b>2</b>	<b>17.0</b>	<b>50</b>	<b>9.2</b>

\* - Set While Playing For Ole Miss

**12 BRADY COOK****LAST TIME OUT:** 14-29, 212 yards, 2 INT, TD at Georgia [11/5/23]**CAREER HIGHS**

**Pass Att:** ..... 47 vs. LSU (10/7/23) **Rush Att:** ..... 20, twice  
**Completions:** ..... 33 at Vanderbilt (9/30/23) **Rush Yds:** ..... 138 vs. Arkansas (11/25/22)  
**Pass Yds:** ..... 395 at Vanderbilt (9/30/23) **Rush TDs:** ..... 2 vs. Kentucky (11/5/22)  
**Pass TDs:** ..... 4 at Vanderbilt (9/30/23) **Rush Long:** ..... 40 at Tennessee (11/12/22)  
**Pass Long:** ..... 79 vs. Abilene Christian (9/17/22)

**CAREER STATISTICS**

PASSING	GP	C-A-I	PCT	Y	TD	LG	Y/GM
2020	3	6-7-0	.857	72	1	26	24.0
2021	5	47-59-0	.797	350	2	23	70.0
2022	13	248-383-7	.648	2739	14	79	210.7
2023	9	183-272-5	.673	2471	16	76	280.5
<b>TOTALS</b>	<b>30</b>	<b>484-721-12</b>	<b>.671</b>	<b>5632</b>	<b>33</b>	<b>79</b>	<b>186.3</b>

RUSHING	GP	A	Y	TD	AVG	LG	Y/GM
2020	3	1	-10	0	-10.0	0	-3.3
2021	5	22	92	1	4.2	30	18.4
2022	13	139	585	6	4.2	40	45.0
2023	9	69	173	5	2.3	20	16.7
<b>TOTALS</b>	<b>30</b>	<b>231</b>	<b>840</b>	<b>12</b>	<b>3.62</b>	<b>40</b>	<b>27.6</b>

**21 SAM HORN****LAST TIME OUT:** Did Not Play at Georgia [11/5/23]**CAREER HIGHS**

**Pass Att:** ..... 5 vs. South Dakota (8/31/23) **Rush Att:** ..... 3 vs. South Dakota (8/31/23)  
**Completions:** ..... 3 vs. South Dakota (8/31/23) **Rush Yds:** ..... 10 vs. New Mexico State (11/19/22)  
**Pass Yards:** ..... 54 vs. South Dakota (8/31/23) **Rush TDs:** ..... N/A  
**Pass TDs:** ..... 1 vs. South Dakota (8/31/23) **Rush Long:** 10 vs. New Mexico State (11/19/22)  
**Pass Long:** ..... 31 vs. South Dakota (8/31/23)

**CAREER STATISTICS**

PASSING	GP	C-A-I	PCT	Y	TD	LG	Y/GM
2022	1	0-2-0	.000	0	0	0	0.0
2023	2	3-5-1	.600	54	0	31	54.0
<b>TOTALS</b>	<b>3</b>	<b>3-7-1</b>	<b>.428</b>	<b>54</b>	<b>0</b>	<b>31</b>	<b>27.0</b>

RUSHING	GP	A	Y	TD	AVG	LG	Y/GM
2022	1	1	10	0	10.0	10	10.0
2023	2	3	-1	0	0.0	0	-1.0
<b>TOTALS</b>	<b>3</b>	<b>4</b>	<b>9</b>	<b>0</b>	<b>2.25</b>	<b>10</b>	<b>4.5</b>

**25 JA'MARION WAYNE****LAST TIME OUT:** Played at Georgia [11/5/23]**CAREER HIGHS**

**Catches:** ..... N/A **Rush Att:** ..... N/A  
**Rec. Yards:** ..... N/A **Rush Yds:** ..... N/A  
**Rec. TDs:** ..... N/A **Rush TDs:** ..... N/A  
**Rec. Long:** ..... N/A **Rush Long:** ..... N/A

**CAREER STATISTICS**

RECEIVING	GP	R	Y	TD	AVG	LG	Y/GM
2022	1	0	0	0	0.0	0	0.0
2023	9	0	0	0	0.0	0	0.0
<b>TOTALS</b>	<b>10</b>	<b>0</b>	<b>0</b>	<b>0</b>	<b>0.0</b>	<b>0</b>	<b>0.0</b>

**80 TYLER STEPHENS****LAST TIME OUT:** Played at Georgia [11/5/23]**CAREER HIGHS**

**Catches:** ..... 4 vs. Ohio \* [10/16/21]  
**Rec. Yards:** ..... 52 vs. Ohio \* [10/16/21]  
**Rec. TDs:** ..... 1, twice  
**Rec. Long:** ..... 35 vs. Ohio \* [10/16/21]

**CAREER STATISTICS**

RECEIVING	GP	R	Y	TD	AVG	LG	Y/GM
2020 *	4	0	0	0	0.0	0	0.0
2021 *	11	15	157	1	10.5	35	14.3
2022	12	5	54	1	10.8	28	4.5
2023	8	5	49	0	9.8	20	8.1
<b>TOTALS</b>	<b>35</b>	<b>25</b>	<b>260</b>	<b>2</b>	<b>10.4</b>	<b>35</b>	<b>7.8</b>

\* - Set While Playing For Buffalo

**87 BRETT NORFLEET****LAST TIME OUT:** Played at Georgia [11/5/23]**CAREER HIGHS**

**Catches:** ..... 4 at Kentucky [10/14/23]  
**Rec. Yards:** ..... 40, twice  
**Rec. TDs:** ..... 1 vs. LSU [10/7/23]  
**Rec. Long:** ..... 27 vs. K-State [9/16/23]

**CAREER STATISTICS**

RECEIVING	GP	R	Y	TD	AVG	LG	Y/GM
2023	7	9	104	1	11.5	27	14.8
<b>TOTALS</b>	<b>7</b>	<b>9</b>	<b>104</b>	<b>1</b>	<b>11.5</b>	<b>27</b>	<b>14.8</b>



## 0 JAY JERNIGAN

LAST TIME OUT: tackle at Georgia (11/5/23)

### CAREER HIGHS

<b>Total Tackles:</b> ..... 6 at Boise State * (9/18/21)	<b>Sacks:</b> ..... 1.0, * 5x
<b>UA Tackles:</b> ..... 5 at Boise State * (9/18/21)	<b>Sack Yds:</b> ..... 7, * twice
<b>TFL:</b> ..... 1.0, 8x	<b>Forced Fumble:</b> ..... 1 at Boise State * (9/18/21)
<b>TFL Yards:</b> ..... 7, * twice	<b>Fumble Rec:</b> ..... N/A
<b>Pass Brk Up:</b> ..... 1, * twice	<b>INT:</b> ..... N/A

### CAREER STATISTICS

DEFENSIVE	GP	UA	A	TT	TFL	Y	SK	INT	PBU	FF	FR
2019 *	13	8	5	13	4.0	10	2.0	0	0	0	0
2020 *	0	0	0	0	0.0	0	0.0	0	0	0	0
2021 *	14	14	7	22	2.0	13	2.0	0	1	1	0
2022	12	8	6	14	1.5	8	1.0	0	1	0	0
2023	9	5	9	14	1.5	4	0.5	0	0	0	0
<b>TOTALS</b>	<b>48</b>	<b>36</b>	<b>27</b>	<b>63</b>	<b>9.0</b>	<b>35</b>	<b>5.5</b>	<b>0</b>	<b>2</b>	<b>1</b>	<b>0</b>

\* - Set While Playing For Oklahoma State



## 1 JC CARLIES

LAST TIME OUT: 4 tackles at Georgia (11/5/23)

### CAREER HIGHS

<b>Total Tackles:</b> ..... 13 vs. Georgia (10/1/22)	<b>Sacks:</b> ..... 1.0 at Auburn (9/24/22)
<b>UA Tackles:</b> ..... 11 vs. Georgia (10/1/22)	<b>Sack Yds:</b> ..... 3 at Auburn (9/24/22)
<b>TFL:</b> ..... 2.5 vs. Georgia (10/1/22)	<b>Forced Fumble:</b> ..... 1, twice
<b>TFL Yards:</b> ..... 7 vs. Georgia (10/1/22)	<b>Fumble Rec:</b> ..... N/A
<b>Pass Brk Up:</b> ..... 1, 8x	<b>INT:</b> ..... 1, 8x

### CAREER STATISTICS

DEFENSIVE	GP	UA	A	TT	TFL	Y	SK	INT	PBU	FF	FR
2019 *	10	6	2	8	0.0	0	0.0	0	0	0	0
2021	13	55	13	68	3.0	10	0.0	4	0	1	0
2022	13	60	21	81	4.0	11	1.0	3	4	1	0
2023	8	22	18	40	0.0	0	0.0	1	2	0	0
<b>TOTALS</b>	<b>44</b>	<b>143</b>	<b>54</b>	<b>197</b>	<b>7.0</b>	<b>21</b>	<b>1.0</b>	<b>8</b>	<b>6</b>	<b>1</b>	<b>0</b>



## 2 ENNIS RAKESTRAW JR.

LAST TIME OUT: 4 tackles at Georgia (11/5/23)

### CAREER HIGHS

<b>Total Tackles:</b> 7 at Mississippi State (12/19/20)	<b>Sacks:</b> ..... 1.0 at South Carolina (11/21/20)
<b>UA Tackles:</b> ..... 5, twice	<b>Sack Yds:</b> ..... 2 at South Carolina (11/21/20)
<b>TFL:</b> ..... 2.0 vs. Vanderbilt (10/22/22)	<b>Forced Fumble:</b> ..... 1, 3x
<b>TFL Yards:</b> ..... 8 vs. Vanderbilt (10/22/22)	<b>Fumble Rec:</b> ..... 1 vs. Georgia (10/1/22)
<b>Pass Brk Up:</b> ..... 3 at Florida (10/31/20)	<b>INT:</b> ..... 1 vs. Abilene Christian (9/17/22)

### CAREER STATISTICS

DEFENSIVE	GP	UA	A	TT	TFL	Y	SK	INT	PBU	FF	FR
2020	10	18	6	24	2.0	4	1.0	0	6	0	0
2021	4	10	3	13	0.0	0	0.0	0	2	0	0
2022	13	27	8	35	4.5	15	0.0	1	12	2	1
2023	7	17	10	27	1.5	4	0	0	3	1	0
<b>TOTALS</b>	<b>34</b>	<b>72</b>	<b>27</b>	<b>99</b>	<b>8.0</b>	<b>23</b>	<b>1.0</b>	<b>1</b>	<b>23</b>	<b>3</b>	<b>1</b>



## 4 TRE'VEZ JOHNSON

LAST TIME OUT: 1 tackle, TFL at Georgia (11/5/23)

### CAREER HIGHS

<b>Total Tackles:</b> ..... 5, * twice	<b>Sacks:</b> ..... 1.0 vs. Florida Atlantic * (9/4/21)
<b>UA Tackles:</b> ..... 3, * 8x	<b>Sack Yds:</b> ..... 6 vs. Florida Atlantic * (9/4/21)
<b>TFL:</b> ..... 1.0, * 8x	<b>Forced Fumble:</b> ..... N/A
<b>TFL Yards:</b> ..... 6 vs. Florida Atlantic * (9/4/21)	<b>Fumble Rec:</b> ..... 1, * twice
<b>Pass Brk Up:</b> ..... 2, * twice	<b>INT:</b> ..... 1, * 3x

### CAREER STATISTICS

DEFENSIVE	GP	UA	A	TT	TFL	Y	SK	INT	PBU	FF	FR
2020 *	12	12	3	15	1.0	2	0.0	1	2	0	0
2021 *	10	15	8	23	4.0	13	1.0	1	2	0	0
2022 *	12	21	5	26	2.0	5	0.0	1	2	0	2
2023	9	15	9	24	1.0	2	0.0	0	0	0	0
<b>TOTALS</b>	<b>43</b>	<b>63</b>	<b>25</b>	<b>88</b>	<b>8.0</b>	<b>22</b>	<b>1.0</b>	<b>3</b>	<b>6</b>	<b>0</b>	<b>2</b>

\* - Set While Playing For Florida



## 5 KRISTIAN WILLIAMS

LAST TIME OUT: 2 tackles, PBU at Georgia (11/5/23)

### CAREER HIGHS

<b>Total Tackles:</b> ..... 5 vs. Kentucky (11/5/22)	<b>Sacks:</b> ..... 1.0, twice
<b>UA Tackles:</b> ..... 4 vs. Abilene Christian (9/17/22)	<b>Sack Yds:</b> ..... 8 vs. Arkansas (11/25/22)
<b>TFL:</b> ..... 2.0 vs. Arkansas (11/25/22)	<b>Forced Fumble:</b> ..... 1, twice
<b>TFL Yards:</b> ..... 14 vs. South Dakota (8/31/23)	<b>Fumble Rec:</b> ..... N/A
<b>Pass Brk Up:</b> ..... 1, 3x	<b>INT:</b> ..... N/A

### CAREER STATISTICS

DEFENSIVE	GP	UA	A	TT	TFL	Y	SK	INT	PBU	FF	FR
2019 *	3	0	2	2	0.0	0	0.0	0	0	0	0
2020 *	7	2	5	7	1.0	8	0.0	0	0	0	0
2021 *	14	3	13	16	0.0	0	0.0	0	1	0	0
2022	13	21	7	28	6.0	19	2.0	0	1	1	0
2023	9	5	7	12	1.0	14	0.0	0	1	0	0
<b>TOTALS</b>	<b>46</b>	<b>31</b>	<b>34</b>	<b>65</b>	<b>8.0</b>	<b>41</b>	<b>2.0</b>	<b>0</b>	<b>3</b>	<b>1</b>	<b>0</b>

\* - Set While Playing For Oregon



## 6 DARIUS ROBINSON

LAST TIME OUT: 4 tackles, TFL, sack at Georgia (11/5/23)

### CAREER HIGHS

<b>Total Tackles:</b> ..... 8 vs. Army (12/23/21)	<b>Sacks:</b> ..... 1.5 vs. Kentucky (11/5/22)
<b>UA Tackles:</b> ..... 4 vs. Arkansas (11/25/22)	<b>Sack Yds:</b> ..... 18 at Kentucky (10/14/23)
<b>TFL:</b> ..... 2.5, twice	<b>Forced Fumble:</b> ..... 1 vs. LSU (10/7/23)
<b>TFL Yards:</b> ..... 19 at Kentucky (10/14/23)	<b>Fumble Rec:</b> ..... N/A
<b>Pass Brk Up:</b> ..... 1 at Vanderbilt (10/30/21)	<b>INT:</b> ..... N/A

### CAREER STATISTICS

DEFENSIVE	GP	UA	A	TT	TFL	Y	SK	INT	PBU	FF	FR
2019	5	0	1	1	0.0	0	0.0	0	0	0	0
2020	7	7	4	11	1.0	1	1.0	0	0	0	0
2021	10	9	12	21	0.5	1	0.0	0	1	0	0
2022	13	25	10	35	5.5	21	3.5	0	0	0	0
2023	9	22	10	32	8.5	57	5.5	0	0	1	0
<b>TOTALS</b>	<b>45</b>	<b>63</b>	<b>37</b>	<b>100</b>	<b>15.5</b>	<b>80</b>	<b>10.0</b>	<b>0</b>	<b>1</b>	<b>1</b>	<b>0</b>



**7 KRIS ABRAMS-DRINE**

LAST TIME OUT: 3 tackles, PBU at Georgia (11/5/23)

**CAREER HIGHS**

<b>Total Tackles:</b> .....8 vs. Wake Forest (12/23/22)	<b>Sacks:</b> .....N/A
<b>UA Tackles:</b> .....7, twice	<b>Sack Yds:</b> .....N/A
<b>TFL:</b> .....1.0, twice	<b>Forced Fumble:</b> .....N/A
<b>TFL Yards:</b> .....1 at Vanderbilt (10/30/21)	<b>Fumble Rec:</b> .....1 vs. North Texas (10/9/21)
<b>Pass Brk Up:</b> .....3 vs. Vanderbilt (10/22/22)	<b>INT:</b> .....1, 7X

**CAREER STATISTICS**

DEFENSIVE	GP	UA	A	TT	TFL	Y	SK	INT	PBU	FF	FR
2020	5	0	1	1	0.0	0	0.0	0	0	0	0
2021	13	30	7	37	1.0	1	0.0	3	7	0	1
2022	12	36	12	48	0.0	0	0.0	0	14	0	0
2023	9	27	11	38	1.5	3	0.0	4	9	0	0
<b>TOTALS</b>	<b>39</b>	<b>93</b>	<b>31</b>	<b>124</b>	<b>2.5</b>	<b>4</b>	<b>0.0</b>	<b>7</b>	<b>30</b>	<b>0</b>	<b>1</b>

**8 TY'RON HOPPER**

LAST TIME OUT: 10 tackles, TFL, sack at Georgia (11/5/23)

**CAREER HIGHS**

<b>Total Tackles:</b> .....15 at Missouri * (11/20/21)	<b>Sacks:</b> .....1.0, 6x
<b>UA Tackles:</b> .....13 at Missouri * (11/20/21)	<b>Sack Yds:</b> .....11 at Missouri * (11/20/21)
<b>TFL:</b> .....4.0 at Missouri * (11/20/21)	<b>Forced Fumble:</b> .....1, twice
<b>TFL Yards:</b> .....21 at Missouri * (11/20/21)	<b>Fumble Rec:</b> .....N/A
<b>Pass Brk Up:</b> .....2, twice	<b>INT:</b> .....1 vs. Louisiana Tech (9/1/22)

**CAREER STATISTICS**

DEFENSIVE	GP	UA	A	TT	TFL	Y	SK	INT	PBU	FF	FR
2019 *	4	1	1	2	0.5	1	0.0	0	0	0	0
2020 *	11	5	10	15	1.0	3	0.5	0	0	0	0
2021 *	13	34	31	65	10.0	43	3.5	0	2	1	0
2022	13	59	18	77	13.5	41	2.5	1	4	1	0
2023	9	36	17	53	6.0	20	3.0	0	3	0	0
<b>TOTALS</b>	<b>50</b>	<b>135</b>	<b>77</b>	<b>212</b>	<b>31.0</b>	<b>106</b>	<b>9.5</b>	<b>1</b>	<b>9</b>	<b>2</b>	<b>0</b>

\* - Set While Playing For Florida

**9 CHAD BAILEY**

LAST TIME OUT: Did Not Play at Georgia (11/5/23)

**CAREER HIGHS**

<b>Total Tackles:</b> .....10 vs. Georgia (11/6/21)	<b>Sacks:</b> .....1.5 vs. Wake Forest (12/23/22)
<b>UA Tackles:</b> .....9 at Georgia (11/6/21)	<b>Sack Yds:</b> .....9 vs. Memphis (9/23/23)
<b>TFL:</b> .....3.0 vs. Florida (11/20/21)	<b>Forced Fumble:</b> .....1, twice
<b>TFL Yards:</b> .....6, twice	<b>Fumble Rec:</b> .....1, 3x
<b>Pass Brk Up:</b> .....1, 4X	<b>INT:</b> .....N/A

**CAREER STATISTICS**

DEFENSIVE	GP	UA	A	TT	TFL	Y	SK	INT	PBU	FF	FR
2018	3	0	0	0	0.0	0	0.0	0	0	0	0
2019	6	0	0	0	0.0	0	0.0	0	0	0	0
2020	10	6	5	11	2.0	3	0.0	0	0	0	0
2021	13	39	16	55	5.5	11	1.0	0	0	0	2
2022	11	39	18	57	8.5	16	2.5	0	3	1	1
2023	5	7	10	17	1.0	9	1.0	0	1	1	0
<b>TOTALS</b>	<b>48</b>	<b>91</b>	<b>49</b>	<b>140</b>	<b>17.0</b>	<b>39</b>	<b>4.5</b>	<b>0</b>	<b>4</b>	<b>2</b>	<b>3</b>

**10 DAMEON WILSON**

LAST TIME OUT: Played at Georgia (11/5/23)

**CAREER HIGHS**

<b>Total Tackles:</b> .....5.0 vs. Georgia (10/1/22)	<b>Sacks:</b> .....N/A
<b>UA Tackles:</b> .....2, 3x	<b>Sack Yds:</b> .....N/A
<b>TFL:</b> .....N/A	<b>Forced Fumble:</b> .....N/A
<b>TFL Yards:</b> .....N/A	<b>Fumble Rec:</b> .....1 at Florida (10/8/22)
<b>Pass Brk Up:</b> .....N/A	<b>INT:</b> .....N/A

**CAREER STATISTICS**

DEFENSIVE	GP	UA	A	TT	TFL	Y	SK	INT	PBU	FF	FR
2021	2	0	0	0	0.0	0	0.0	0	0	0	0
2022	11	10	6	16	0.0	0	0.0	0	0	0	1
2023	4	1	0	1	0.0	0	0.0	0	0	0	0
<b>TOTALS</b>	<b>17</b>	<b>11</b>	<b>6</b>	<b>17</b>	<b>0.0</b>	<b>0</b>	<b>0.0</b>	<b>0</b>	<b>0</b>	<b>0</b>	<b>1</b>

**12 DREY NORWOOD**

LAST TIME OUT: tackle at Georgia (11/5/23)

**CAREER HIGHS**

<b>Total Tackles:</b> ...4 vs. New Mexico St. (11/19/22)	<b>Sacks:</b> .....1.0 vs. New Mexico State (11/19/22)
<b>UA Tackles:</b> .....4 vs. New Mexico St. (11/19/22)	<b>Sack Yds:</b> ....7 vs. New Mexico State (11/19/22)
<b>TFL:</b> .....1.0 vs. New Mexico State (11/19/22)	<b>Forced Fumble:</b> .....N/A
<b>TFL Yards:</b> ...7 vs. New Mexico State (11/19/22)	<b>Fumble Rec:</b> .....1, twice
<b>Pass Brk Up:</b> .....1, 4x	<b>INT:</b> .....1 at South Carolina (10/29/22)

**CAREER STATISTICS**

DEFENSIVE	GP	UA	A	TT	TFL	Y	SK	INT	PBU	FF	FR
2021 *	3	0	0	0	0.0	0	0.0	0	0	0	0
2022	13	11	3	14	1.0	7	1.0	1	4	0	1
2023	8	7	6	13	0.0	0	0.0	0	1	0	1
<b>TOTALS</b>	<b>24</b>	<b>18</b>	<b>9</b>	<b>27</b>	<b>1.0</b>	<b>7</b>	<b>1.0</b>	<b>1</b>	<b>5</b>	<b>0</b>	<b>2</b>

\* - Set While Playing For Texas A&amp;M

**13 DAYLAN CARNELL**

LAST TIME OUT: 3 tackles at Georgia (11/5/23)

**CAREER HIGHS**

<b>Total Tackles:</b> .....8 vs. MTSU (9/9/23)	<b>Sacks:</b> .....1, twice
<b>UA Tackles:</b> .....4 vs. Kentucky (11/5/22)	<b>Sack Yds:</b> .....6 vs. K-State (9/16/23)
<b>TFL:</b> .....2.0, twice	<b>Forced Fumble:</b> .....N/A
<b>TFL Yards:</b> .....8 vs. MTSU (9/9/23)	<b>Fumble Rec:</b> .....1, twice
<b>Pass Brk Up:</b> .....2, twice	<b>INT:</b> .....1, 3x

**CAREER STATISTICS**

DEFENSIVE	GP	UA	A	TT	TFL	Y	SK	INT	PBU	FF	FR
2021	4	2	0	2	0.0	0	0.0	0	0	0	0
2022	13	22	7	29	2.0	10	0.0	3	6	0	2
2023	9	22	18	40	5.0	19	2.0	0	5	0	0
<b>TOTALS</b>	<b>26</b>	<b>46</b>	<b>25</b>	<b>71</b>	<b>7.0</b>	<b>29</b>	<b>2.0</b>	<b>3</b>	<b>11</b>	<b>0</b>	<b>2</b>

**15 JOHNNY WALKER JR.**

LAST TIME OUT: tackle at Georgia (11/5/23)

**CAREER HIGHS**

<b>Total Tackles:</b> .....6, twice	<b>Sacks:</b> .....1.0, 6x
<b>UA Tackles:</b> .....5 vs. South Dakota (8/31/23)	<b>Sack Yds:</b> .....7 vs. South Dakota (8/31/23)
<b>TFL:</b> .....2.0 at Kentucky (10/14/23)	<b>Forced Fumble:</b> .....1, twice
<b>TFL Yards:</b> .....9 vs. South Dakota (8/31/23)	<b>Fumble Rec:</b> .....N/A
<b>Pass Brk Up:</b> .....N/A	<b>INT:</b> .....N/A

**CAREER STATISTICS**

DEFENSIVE	GP	UA	A	TT	TFL	Y	SK	INT	PBU	FF	FR
2021	7	6	3	9	2.0	6	2.0	0	0	0	0
2022	7	5	2	7	2.0	6	2.0	0	0	0	0
2023	9	21	10	31	5.5	29	4.0	0	0	2	0
<b>TOTALS</b>	<b>23</b>	<b>32</b>	<b>15</b>	<b>47</b>	<b>10.5</b>	<b>41</b>	<b>9.0</b>	<b>0</b>	<b>0</b>	<b>2</b>	<b>0</b>



## 19 MARCUS CLARKE

**LAST TIME OUT:** Did Not Play at Georgia (11/5/23)

### CAREER HIGHS

<b>Total Tackles:</b> .....6, twice	<b>Sacks:</b> .....N/A
<b>UA Tackles:</b> .....5 at Pittsburgh * [10/30/21]	<b>Sack Yds:</b> .....N/A
<b>TFL:</b> .....0.5 at Duke * [12/5/20]	<b>Forced Fumble:</b> .....N/A
<b>TFL Yards:</b> .....N/A	<b>Fumble Rec:</b> .....N/A
<b>Pass Brk Up:</b> .....1, 5x	<b>INT:</b> .....1, 4x

### CAREER STATISTICS

DEFENSIVE	GP	UA	A	TT	TFL	Y	SK	INT	PBU	FF	FR
2020 *	5	1	4	5	0.5	0	0.0	1	1	0	0
2021 *	10	16	8	24	0.0	0	0.0	1	3	0	0
2022	8	1	4	5	0.0	0	0.0	0	0	0	0
2023	7	5	4	9	0.0	0	0.0	2	1	0	0
<b>TOTALS</b>	<b>30</b>	<b>23</b>	<b>20</b>	<b>43</b>	<b>0.5</b>	<b>0</b>	<b>0.0</b>	<b>4</b>	<b>5</b>	<b>0</b>	<b>0</b>

\* - Set While Playing For Miami



## 20 MARVIN BURKS JR.

**LAST TIME OUT:** Played at Georgia (11/5/23)

### CAREER HIGHS

<b>Total Tackles:</b> .....5 vs. Memphis [9/23/23]	<b>Sacks:</b> .....1.0 vs. South Dakota [8/31/23]
<b>UA Tackles:</b> .....4 vs. Memphis [9/23/23]	<b>Sack Yds:</b> .....9 vs. South Dakota [8/31/23]
<b>TFL:</b> .....1.0 vs. South Dakota [8/31/23]	<b>Forced Fumble:</b> .....N/A
<b>TFL Yards:</b> .....9 vs. South Dakota [8/31/23]	<b>Fumble Rec:</b> .....N/A
<b>Pass Brk Up:</b> .....N/A	<b>INT:</b> .....N/A

### CAREER STATISTICS

DEFENSIVE	GP	UA	A	TT	TFL	Y	SK	INT	PBU	FF	FR
2023	9	8	5	13	1.0	9	1.0	0	0	0	0
<b>TOTALS</b>	<b>9</b>	<b>8</b>	<b>5</b>	<b>13</b>	<b>1.0</b>	<b>9</b>	<b>1.0</b>	<b>0</b>	<b>0</b>	<b>0</b>	<b>0</b>



## 21 NYLES GADDY

**LAST TIME OUT:** 2 tackles, TFL, sack at Georgia (11/5/23)

### CAREER HIGHS

<b>Total Tackles:</b> .....7 vs. Southern * [12/3/22]	<b>Sacks:</b> .....3.5 vs. Tennessee State * [9/10/22]
<b>UA Tackles:</b> .....5, * twice	<b>Sack Yds:</b> .....15, twice
<b>TFL:</b> .....4.0 vs. Tennessee State * [9/10/22]	<b>Forced Fumble:</b> .....1, * twice
<b>TFL Yards:</b> .....16 vs. Tennessee State * [9/10/22]	<b>Fumble Rec:</b> .....N/A
<b>Pass Brk Up:</b> .....2 vs. Florida A&M * [9/5/21]	<b>INT:</b> .....1 vs. Mississippi Valley State * [10/30/21]

### CAREER STATISTICS

DEFENSIVE	GP	UA	A	TT	TFL	Y	SK	INT	PBU	FF	FR
2019 ^	1	0	0	0	0.0	0	0.0	0	0	0	0
2021 *	12	16	18	34	5.0	26	4.0	1	0	0	0
2022 *	12	26	14	40	11.0	50	7.0	0	2	2	0
2023	9	11	9	20	3.0	16	3.0	0	0	0	0
<b>TOTALS</b>	<b>34</b>	<b>53</b>	<b>41</b>	<b>94</b>	<b>19.0</b>	<b>92</b>	<b>14.0</b>	<b>1</b>	<b>4</b>	<b>2</b>	<b>0</b>

\* - Set While Playing For Jackson State

^ - Set While Playing For Tennessee



## 28 JOSEPH CHARLESTON

**LAST TIME OUT:** 7 tackles, 2 PBU at Georgia (11/5/23)

### CAREER HIGHS

<b>Total Tackles:</b> .....10 vs. Georgia [10/1/22]	<b>Sacks:</b> .....1.0 vs. Kentucky [11/5/22]
<b>UA Tackles:</b> .....8 vs. Georgia [10/1/22]	<b>Sack Yds:</b> .....8 vs. Kentucky [11/5/22]
<b>TFL:</b> .....1.0, 5x	<b>Forced Fumble:</b> .....1 at Kentucky [10/14/23]
<b>TFL Yards:</b> .....8 vs. Kentucky [11/5/22]	<b>Fumble Rec:</b> .....N/A
<b>Pass Brk Up:</b> .....2, twice	<b>INT:</b> .....1 vs. Louisiana Tech [9/1/22]

### CAREER STATISTICS

DEFENSIVE	GP	UA	A	TT	TFL	Y	SK	INT	PBU	FF	FR
2019	12	10	2	12	0.0	0	0.0	0	0	0	0
2020 *	11	29	15	44	2.0	3	0.0	0	2	0	0
2021 *	4	3	3	6	0.0	0	0.0	0	0	0	0
2022	12	39	14	53	3.5	12	1.0	1	2	0	0
2023	9	35	13	46	0.0	0	0.5	0	4	1	0
<b>TOTALS</b>	<b>48</b>	<b>116</b>	<b>47</b>	<b>161</b>	<b>5.5</b>	<b>15</b>	<b>1.5</b>	<b>1</b>	<b>8</b>	<b>1</b>	<b>0</b>

\* - Set While Playing For Clemson



## 29 PHILLIP ROCHE

**LAST TIME OUT:** tackle at Georgia (11/5/23)

### CAREER HIGHS

<b>Total Tackles:</b> .....3 vs. South Carolina [10/21/23]	<b>Sacks:</b> .....1.0 at Kentucky [10/14/23]
<b>UA Tackles:</b> .....2 at Kentucky [10/14/23]	<b>Sack Yds:</b> .....10 at Kentucky [10/14/23]
<b>TFL:</b> .....1.0 at Kentucky [10/14/23]	<b>Forced Fumble:</b> .....1 at Kentucky [10/14/23]
<b>TFL Yards:</b> .....10 at Kentucky [10/14/23]	<b>Fumble Rec:</b> .....N/A
<b>Pass Brk Up:</b> .....N/A	<b>INT:</b> .....N/A

### CAREER STATISTICS

DEFENSIVE	GP	UA	A	TT	TFL	Y	SK	INT	PBU	FF	FR
2023	7	5	2	7	1.0	10	1.0	0	0	1	0
<b>TOTALS</b>	<b>7</b>	<b>5</b>	<b>2</b>	<b>7</b>	<b>1.0</b>	<b>10</b>	<b>1.0</b>	<b>0</b>	<b>0</b>	<b>1</b>	<b>0</b>



## 30 CHUCK HICKS

**LAST TIME OUT:** 7 tackles, PBU, TFL at Georgia (11/5/23)

### CAREER HIGHS

<b>Total Tackles:</b> .....8 vs. Colorado State [11/5/20]	<b>Sacks:</b> .....2 vs. Hawai'i * [10/30/20]
<b>UA Tackles:</b> .....3, twice	<b>Sack Yds:</b> .....9 vs. Hawai'i * [10/30/20]
<b>TFL:</b> .....2 vs. Hawai'i * [10/30/20]	<b>Forced Fumble:</b> .....N/A
<b>TFL Yards:</b> .....9 vs. Hawai'i * [10/30/20]	<b>Fumble Rec:</b> .....1, twice
<b>Pass Brk Up:</b> .....1, at Georgia [11/5/23]	<b>INT:</b> .....1 vs. Hawai'i * [10/30/20]

### CAREER STATISTICS

DEFENSIVE	GP	UA	A	TT	TFL	Y	SK	INT	PBU	FF	FR
2019 *	12	3	1	4	0	0	0	0	0	0	0
2020 *	5	8	19	27	3.5	12	2.0	1	0	0	2
2021	7	0	0	0	0	0	0	0	0	0	0
2022	0	0	0	0	0	0	0	0	0	0	0
2023	9	16	12	28	1.0	19	1.0	0	1	0	0
<b>TOTALS</b>	<b>36</b>	<b>27</b>	<b>32</b>	<b>59</b>	<b>8.5</b>	<b>31</b>	<b>3.0</b>	<b>1</b>	<b>1</b>	<b>0</b>	<b>2</b>

\* - Set While Playing For Wyoming

**45 JOE MOORE III****LAST TIME OUT:** tackle at Georgia (11/5/23)**CAREER HIGHS**

**Total Tackles:** ..... 4, \* 3x **Sacks:** ..... 1.5, \* twice  
**UA Tackles:** ..... 3 at Colorado \* (10/29/22) **Sack Yds:** ..... 13 vs South Carolina (10/21/23)  
**TFL:** ..... 1.5 vs. Colorado \* (9/25/21) **Forced Fumble:** ..... N/A  
**TFL Yards:** ..... 13 vs South Carolina (10/21/23) **Fumble Rec:** ..... 1 vs. UCLA \* (11/5/22)  
**Pass Brk Up:** ..... N/A **INT:** ..... N/A

**CAREER STATISTICS**

DEFENSIVE	GP	UA	A	TT	TFL	Y	SK	INT	PBU	FF	FR
2020 *	1	0	0	0	0.0	0	0.0	0	0	0	0
2021 *	11	3	3	6	2.5	9	1.5	0	0	0	0
2022 *	12	10	14	24	4.0	14	2.0	0	0	0	1
2023	9	4	2	6	1.0	13	1.0	0	0	0	0
<b>TOTALS</b>	<b>33</b>	<b>17</b>	<b>19</b>	<b>36</b>	<b>7.5</b>	<b>36</b>	<b>4.5</b>	<b>0</b>	<b>0</b>	<b>0</b>	<b>1</b>

\* - Set While Playing For Arizona State

**90 JOSH LANDRY****LAST TIME OUT:** tackle at Georgia (11/5/23)**CAREER HIGHS**

**Total Tackles:** ..... 6 vs. Oklahoma \* (12/5/20) **Sacks:** ..... 1.0, \* twice  
**UA Tackles:** ..... 4 vs. South Dakota (8/31/23) **Sack Yds:** ..... 10, \* twice  
**TFL:** ..... 1.5 vs. Oklahoma \* (12/5/20) **Forced Fumble:** ..... N/A  
**TFL Yards:** ..... 11 vs. Oklahoma \* (12/5/20) **Fumble Rec:** ..... N/A  
**Pass Brk Up:** ..... N/A **INT:** ..... N/A

**CAREER STATISTICS**

DEFENSIVE	GP	UA	A	TT	TFL	Y	SK	INT	PBU	FF	FR
2019 *	7	2	0	2	0.0	0	0.0	0	0	0	0
2020 *	7	8	4	12	1.5	11	1.0	0	0	0	0
2021 *	11	4	1	5	1.5	11	1.0	0	0	0	0
2022	12	6	6	12	2.0	6	0.5	0	0	0	0
2023	9	13	13	26	2.5	6	0.0	0	0	0	0
<b>TOTALS</b>	<b>46</b>	<b>33</b>	<b>24</b>	<b>57</b>	<b>7.5</b>	<b>34</b>	<b>2.5</b>	<b>0</b>	<b>0</b>	<b>0</b>	<b>0</b>

\* - Set While Playing For Baylor

**99 REALUS GEORGE JR.****LAST TIME OUT:** tackle at Georgia (11/5/23)**CAREER HIGHS**

**Total Tackles:** ..... 4, 4x **Sacks:** ..... 1.0, twice  
**UA Tackles:** ..... 4 at Kansas State (9/10/22) **Sack Yds:** ..... 5 vs. Kentucky (11/5/22)  
**TFL:** ..... 1.0, 5x **Forced Fumble:** ..... N/A  
**TFL Yards:** ..... 5 vs. Kentucky (11/5/22) **Fumble Rec:** ..... N/A  
**Pass Brk Up:** ..... 1 at Kentucky (10/14/23) **INT:** ..... N/A

**CAREER STATISTICS**

DEFENSIVE	GP	UA	A	TT	TFL	Y	SK	INT	PBU	FF	FR
2018 *	3	0	0	0	0.0	0	0.0	0	0	0	0
2021	9	6	3	9	1.0	1	0.0	0	0	0	0
2022	13	14	11	25	3.0	9	1.0	0	0	0	0
2023	9	5	13	18	2.0	5	1.5	0	1	0	0
<b>TOTALS</b>	<b>34</b>	<b>25</b>	<b>27</b>	<b>52</b>	<b>6.0</b>	<b>15</b>	<b>2.5</b>	<b>0</b>	<b>1</b>	<b>0</b>	<b>0</b>

\* - Set While Playing For Miami

**92 HARRISON MEVIS****LAST TIME OUT:** 2-2 FG (37, 42), 1-1 PAT at Georgia (11/5/23)**CAREER HIGHS**

**FGs:** ..... 5, twice **Long:** ..... 61 vs. K-State (9/16/23)  
**FG Att:** ..... 5, twice **PATs:** ..... 6 vs. LSU (10/10/20)

**CAREER STATISTICS**

KICKING	GP	M-A	PCT	Long	1-19	20-29	30-39	40-49	50+	PAT	PTS
2020	10	17-20	.850	52	1-1	7-7	3-4	2-3	3-4	28-28	79
2021	13	23-25	.920	56	1-1	3-3	5-5	11-13	3-3	41-41	110
2022	13	22-28	.785	56	1-1	4-6	6-8	6-6	4-6	33-33	99
2023	9	15-21	.714	61	0-0	6-6	5-6	1-4	3-5	31-32	76
<b>TOTALS</b>	<b>45</b>	<b>77-94</b>	<b>.819</b>	<b>61</b>	<b>3-3</b>	<b>20-22</b>	<b>19-24</b>	<b>22-28</b>	<b>13-18</b>	<b>133-134</b>	<b>364</b>

**93 LUKE BAUER****LAST TIME OUT:** 4 punts, 37.8 average, 50 long, 1 I-20**CAREER HIGHS**

**Punts:** ..... 4, at Georgia (11/5/23) **Long:** ..... 73 vs. LSU (10/7/23)  
**Average:** ..... 49.3 vs South Carolina (10/21/23) **Inside 20:** ..... 1, 4X

**CAREER STATISTICS**

PUNTING	GP	ATT	YDS	LG	AVG	TB	FC	I20	50+	BLK
2023	9	18	770	73	42.8	1	5	7	5	0
<b>TOTALS</b>	<b>9</b>	<b>18</b>	<b>770</b>	<b>73</b>	<b>42.8</b>	<b>1</b>	<b>5</b>	<b>7</b>	<b>5</b>	<b>0</b>

**97 RILEY WILLIAMS****LAST TIME OUT:** Did Not Play at Georgia (11/5/23)**CAREER HIGHS**

**Punts:** ..... 8 at Stony Brook \* (11/12/22) **Long:** ..... 60, twice  
**Average:** ..... 50.0 at Monmouth \* (10/29/22) **Inside 20:** ..... 3, twice

**CAREER STATISTICS**

PUNTING	GP	ATT	YDS	LG	AVG	TB	FC	I20	50+	BLK
2022 *	11	45	2,010	60	44.7	3	8	13	16	0
2023	4	12	483	53	40.3	0	2	5	2	0
<b>TOTALS</b>	<b>18</b>	<b>57</b>	<b>2,493</b>	<b>60</b>	<b>43.7</b>	<b>3</b>	<b>10</b>	<b>18</b>	<b>18</b>	<b>0</b>

\* - Set While Playing For Towson