



# 2021 FLORIDA GATORS TRACK & FIELD

10 NCAA CHAMPIONSHIPS | 114 INDIVIDUAL NATIONAL TITLES | 28 SEC CHAMPIONSHIPS



## 2019 NCAA INDOORS RECAP NCAA CHAMPIONS

### MEN

Athlete	Event	Time / Mark
Grant Holloway	60m	6.50
Grant Holloway	60 Hurdles	7.35

### WOMEN

Athlete	Event	Time / Mark
Yanis David	Triple Jump	14.03m / 46-0.5

### NCAA Medalists

### MEN

Athlete	Event	Finish
Hakim Sani Brown	60m	3rd (6.55)
Benjamin Lobo Vedel	4x400	3rd (3:05.24)
Grant Holloway	4x400	3rd (3:05.24)
Ryan Clark	4x400	3rd (3:05.24)
Chantz Sawyers	4x400	3rd (3:05.24)
Grant Holloway	Long Jump	3rd (7.95m / 26-1)

### WOMEN

Athlete	Event	Finish
Yanis David	Long Jump	3rd (6.43m / 21-1.5)

### OTHER NCAA SCORERS

### MEN

Athlete	Event	Finish
Ryan Clark	60m	6th (6.61)
Benjamin Lobo Vedel	400m	7th (46.07)
Jhonny Victor	High Jump	8th (2.20 / 7-2.5)
Clayton Brown	Triple Jump	5th (16.41m / 53-10.25)
AJ McFarland	Weight Throw	4th (22.51m / 73-10.25)
Thomas Mardal	Weight Throw	7th (21.93m / 71-11.5)

### WOMEN

Athlete	Event	Finish
Sharrika Barnett	400m	8th (53.32)
Taylor Manson	4x400	5th (3:32.02)
Nikki Stephens	4x400	5th (3:32.02)
Sharrika Barnett	4x400	5th (3:32.02)
Doneisha Anderson	4x400	5th (3:32.02)

### FOLLOW THE GATORS

Twitter / Instagram .....@GatorsTF  
 Facebook.....Florida Gators Track & Field and Cross Country  
 YouTube .....www.YouTube.com/GatorsTF  
 Official Website.....FloridaGators.com

### COMMUNICATIONS

Track & Field Contact .....Rick Hurtado  
 Cell Phone Number .....(786) 712-1484  
 E-Mail .....rickh@gators.ufl.edu

### Back-to-Back NCAA Indoor Champions

- Florida's men won its second consecutive NCAA Indoor Championship team title in 2019, marking the second time in program history it repeated indoors.
- The indoor national title was Florida's fifth in program history, breaking the tie with Oregon for the third-most indoor crowns in Division I history. Only Arkansas (20) and UTEP (7) have more.
- Florida has claimed five NCAA Indoor Championship titles since 2010, two more than any other Division I program in that span.
- The Gators' five titles are also the most since 2003, when head coach **Mike Holloway** took over the men's program.
- Adding in the four outdoor national titles, Florida men's nine team titles at NCAA Championships since 2010 lead all of Division I by four titles. The only other programs to win multiple national titles within that span are Oregon (5) and Texas A&M (4).
- Coach Holloway's nine men's national titles are the fifth-highest total in Division I history, only sitting behind LSU and Texas A&M's Pat Henry (10), UTEP's Ted Banks (11), Southern California's Dean Cromwell (12), and Arkansas' John McDonnell (29).
- Coach Holloway joins Banks and McDonnell as the only men's coaches in Division I history to win five NCAA Indoor Championships.

### Florida Women's at NCAA Indoors

- Florida's women finished sixth at 2019 NCAA Indoors, making UF the only program with top-10 finishes in both its men and women that year.
- Florida's 4x400-Meter Relay squad crossed fifth in 2019 with a 3:32.02 time. That time was less than a tenth of a second short from making it to the school's All-Time Top 10 list.

### Gators in Conference Competition

- The Gators women's team finished second in this year's SEC Indoor Championships. Since 1957, Florida's women have had 17 top-2 finishes **which is the second-most in conference competition**, trailing only LSU who has 23.
- On the men's side, Florida finished fifth in this year's SEC Indoor Championships. UF's men's fifth-place finish marked the **25th consecutive time** the Gators finish among the top-5 teams in the conference indoors. It was also Florida's 53rd all-time top-5 finish, **which is the most by any school in the SEC**.
- In 2019, the Gators claimed their eighth men's indoor SEC crown and their first since 2015.
- In 2018, Florida's men and women **swept the SEC Outdoor Championships for the first time in program history**.
- Although it was the 11th sweep in meet history, the 2018 Gators' sweep was just the **fourth at SEC Outdoors since 1991**.
- Florida owns 16 SEC indoor crowns (eight men's, eight women's), which ties for third-best in the conference.
- Head coach **Mike Holloway** has coached 12 SEC Indoor and Outdoor championship-winning teams (seven men's, five women's) during his tenure, which began in 2003 for the men and 2008 for the women. His seven men's championship teams is the SEC's second-highest in that span.

### Historically Consistent Gators

- Florida's men have **won or taken runner-up honors at 23 of 34 NCAA Championships (67.6 percent) with Mike Holloway as head coach**.
- That includes the last two consecutive victories at NCAA Indoors and runner-up finish at the 2019 NCAA Outdoor Championships.
- Florida's men are **one of three programs in Division I history** to post seven straight top-3 finishes at both NCAA Indoors and Outdoors (Florida,

### MEET & BROADCAST INFORMATION (all times Eastern)

Thursday, March 11 .....12 p.m. (ESPN 3)  
 Friday, March 12 .....2:45 p.m. (ESPN 3)  
 Saturday, March 13 .....1:30 p.m. (ESPN 3)  
 Sunday, March 14 .....9 p.m. (ESPNU - Tape Delay)

NCAA Indoor Championships | March 11-13 | Fayetteville, Ark. | Randal Tyson Track Center

## QUICK FACTS

Location.....	Gainesville, Fla.
Nickname.....	Gators
Colors .....	Orange and Blue
Enrollment.....	57,841
Founded .....	1905
Conference.....	Southeastern (SEC)
President .....	Dr. W. Kent Fuchs
Athletics Director.....	Scott Stricklin
Website.....	FloridaGators.com

### NCAA Championships History (10 titles)

Men's Indoor Titles (5).....	2010, 2011, 2012, 2018, 2019
Men's Outdoor Titles (4).....	2012, 2013, 2016, 2017
Women's Indoor Titles (1).....	1992
Women's Outdoor Titles (0).....	N/A

2020 NCAA Competition Canceled\*

2019 Men's Indoor Finish.....	<b>Champions (55 points)</b>
2019 Women's Indoor Finish.....	6th (21)

2019 Men's Outdoor Finish.....	2nd (50)
2019 Women's Outdoor Finish.....	6th (32)

### SEC Championships History (28 titles)

Men's Indoor Titles (8)....	1975, 1976, 1987, 1988, 2004, 2011, 2015, 2019
Men's Outdoor Titles (6).....	1953, 1956, 1987, 2010, 2015, 2018
Women's Indoor Titles (8).....	1990, 1992, 1997, 2002, 2004, 2010, 2012, 2014
Women's Outdoor Titles (6).....	1992, 1997, 1998, 2003, 2009, 2018

2020 Men's Indoor Finish.....	4th (75)
2020 Women's Indoor Finish.....	7th (45)

2020 Men's Outdoor Finish.....	Canceled
2020 Women's Outdoor Finish.....	Canceled

### 2021 Indoor Team Information

2020 NCAA Competition Canceled\*

Men's Returning 2019 NCAA Indoors Scorers:	
Thomas Mardal - Weight Throw (7th place / 2 pts.)	

Women's Returning 2019 NCAA Indoors Scorers:	
Taylor Manson, Nikki Stephens, Sharrika Barnett, Doneisha Anderson - 4x400 (5th place / 4 pts.)	

Men's Returning 2020 SEC Champions:	
Raymond Ekevwo - 60 Meters (indoor)	
Thomas Mardal - Hammer Throw (indoor)	



## NEWS & NOTES

### Gators on Top

- Florida currently holds **six top-5 spots** on the Division I Indoor Qualifying list, including **one NCAA-leading mark**.
- Senior thrower **Thomas Mardal** **leads the nation in the weight throw** with a mark of 24.16 meters (79 feet, 3.25 inches), which he posted during this year's SEC Indoor Championships to claim the conference title.
- Freshman sprinter **Talitha Diggs** ranks **second in the nation** after logging a 400 meters time of 51.14 at this year's SEC Indoor Championships to claim her first conference title.
- Sophomore **Joseph Fahnbulleh** ran the **second-fastest time in Division I and in the world** (20.32) at this year's SEC Indoor Championships to earn a silver medal.
- Senior **Taylor Manson** **earned a silver medal at SEC Indoors in the 400 meters** with an NCAA fourth-ranked time of 51.82.
- Sophomore **Grace Stark** **ranks third nationally in the 60-meter hurdles** after posting a time of 7.96 seconds during Arkansas' Tyson Invitational earlier this year.
- Senior sprinter **Raymond Ekevwo** logged a 6.57-second time during his season debut at the Tyson invitational, which ranks **tied for third in Division I**.

### Mardal Sets Eyes on National Title

- Senior thrower **Thomas Mardal**, who **leads the nation in the weight throw** with a mark of 24.16 meters (79 feet, 3.25 inches), will look to be crowned national champion after winning his second consecutive SEC indoor title and third overall two weeks ago. Mardal now owns one SEC title in the hammer throw (2019) and two in the weight throw (2020 and 2021).
- A combined three-time All-American, **Mardal's broke the school record and an SEC Indoor Championships 11-year-old record**. He also became the **fifth-best performer in collegiate history**.

### Diggs Off to a Fast Start

- Freshman sprinter **Talitha Diggs** made her collegiate debut just over a month ago and has already made an imprint on UF's record books. Diggs ranks **second on UF's All-Time Top-10 list in the 200 meters**, and **third in the 400 meters**.
- Diggs was crowned SEC Champion after posting a time of 51.14 seconds in the 400 meters to land on the **No. 2 spot of this year's NCAA Division I Indoor Qualifying list**.
- The freshman, who has been named SEC Freshman of the Week twice this season, recorded a personal-best time of 22.94 seconds in the 200 meters which ranks **sixth in the nation**.

### Fahnbulleh's Breakout Season

- Sophomore **Joseph Fahnbulleh**, who ran a 200-meters time of 20.32 seconds at this year's SEC Indoor Championships to win a silver medal, ranks **second in the nation and in the world**.
- After a quiet freshman year in 2020, Fahnbulleh has raised among the top runners of the nation and the world as he continues to post top performances each week.

### Ekevwo Picking up Where he Left off

- Senior **Raymond Ekevwo**, who was crowned SEC champion in the 60 meters in 2020, made his season debut at the Tyson Invitational, logging a time 6.57 seconds that ranks **tied for third in the nation**.
- The Nigerian sprinter owns a PR of 6.53, which is only 0.03 seconds away from a **school record**. The UF record belongs to Grant Holloway with a time of 6.50 seconds.

### Stark en route to record-breaking season

- Sophomore **Grace Stark**, who was named the SEC Women's Freshman Runner of the Year in 2020, **ranks third in the NCAA in the 60-meter hurdles** after having posted a time of 7.96 seconds during Arkansas' Tyson Invitational earlier this year.
- The White Lake, Michigan native won silver during last year's **SEC Indoor Championships** after breaking the **world under-20 record** twice during the conference meet. Stark broke the record during the preliminary portion of the 60-meter hurdles the first day of competition and improved it the following day in the final round with a time of 7.91 seconds.
- Stark has a PR of 7.91, which is only 0.03 seconds away from breaking the **Florida record in the 60-meter hurdles**. The record is held by Bridgette Owens who ran a time of 7.88 in 2015.

### 4x400 / DMR

- The Gators' 4x400 and DMR relay squads rank among the top in the nation.
- Florida's women's DMR squad earned silver medals at SEC Indoors with a time of 11:00.31, which ranks sixth nationally. Meanwhile, their 4x400-meter relays team won bronze at SECs after crossing in 3:31.75 and also rank sixth in the NCAA.



**2021 THE BOWERMAN WATCH LIST  
Pre-NCAA Indoor Championship Update**

**Men**

Athlete	Year	School	Events
Trey Cunningham	SR	Florida State	Hurdles
Gleb Dudarev	SR	Kansas	Throws
JuVaughn Harrison	SR	LSU	Jumps
Cole Hocker	SO	Oregon	Distance
Charlie Hunter	JR	Oregon	Mid-Distance
KC Lightfoot	JR	Baylor	Pole Vault
Tripp Piperi	SR	Texas	Throws
Sam Tanner	SO	Washington	Mid-Distance
Cooper Teare	SR	Oregon	Distance
Turner Washington	JR	Arizona State	Throws

**Others Receiving Votes:** Trevor Bassitt (Ashland), Devin Dixon (Texas A&M); Johannes Erm (Georgia); Isaac Grimes (Florida State); Terrance Laird (LSU); **Thomas Mardal (Florida)**; Carey McLeod (Tennessee); Randolph Ross (North Carolina A&T); Micah Williams (Oregon)

**Women**

Athlete	Year	School	Events
Chanel Brissett	SR	Texas	Sprints/Hurdles
Tyra Gittens	RS-JR	Texas A&M	Combined Events
Anna Hall	SO	Georgia	Combined Events
Joyce Kimeli	SR	Auburn	Distance
Tonea Marshall	SR	LSU	Hurdles
Athing Mu	FR	Texas A&M	Sprints/Mid-Distance
Abby Steiner	JR	Kentucky	Sprints
Twanisha Terry	SR	Southern California	Sprints
Ruth Usoro	SR	Texas Tech	Jumps
Courtney Waymott	SR	BYU	Mid-Distance/Distance

**Others Receiving Votes:** Julien Alfred (Texas); Angie Annelus (Southern California); Samantha Noennig (Arizona State)

In 2015, **Marquis Dendy** became the first Florida Gator to win The Bowerman, track and field's highest individual honor and the sport's equivalent to college football's Heisman Trophy. Four years later in 2019, **Grant Holloway** became the second member of Florida's track and field program to collect the award.

Florida's other The Bowerman finalists since the award's inception in 2009 include **Christian Taylor** (2011), **Tony McQuay** (2012), and **Yanis David** (2019).

The Bowerman is presented annually by the USTFCCA to the most outstanding male and female collegiate track and field athletes in the nation. The award is named after Bill Bowerman, legendary former track and field and cross country coach for the University of Oregon and co-founder of NIKE.



**USTFCCA TRACK & FIELD  
RATING INDEX  
(March 8)**

**Men**

	Points
1. Oregon .....	200.79
2. LSU .....	165.96
3. Arkansas .....	150.5
4. Florida State .....	118.37
<b>5. Florida .....</b>	<b>109.84</b>
6. Georgia .....	94.4
7. North Carolina A&T .....	89.93
8. Alabama .....	86.24
9. Tennessee .....	84.62
10. Texas .....	76.88
11. Ole Miss .....	73.8
12. Iowa State .....	60.81
13. Southern California .....	57.16
14. Texas Tech .....	51.68
15. Arizona State .....	50.03
16. BYU .....	49.93
17. Virginia Tech .....	49.84
18. Cincinnati .....	47.37
19. Iowa .....	46.76
20. North Dakota State .....	42.1
21. Indiana .....	41.03
22. Texas A&M .....	39.22
23. Kentucky .....	34.23
24. Miami (Ohio) .....	33.57
25. Ohio State .....	32.84

**Women**

	Points
1. Arkansas .....	248.77
2. Texas A&M .....	173.37
3. Texas .....	154.1
4. Georgia .....	142.69
<b>5. Florida .....</b>	<b>132.71</b>
6. LSU .....	119.69
7. Southern California .....	99.08
8. BYU .....	98.37
9. Oregon .....	80.79
10. Texas Tech .....	77.2
11. Baylor .....	73.68
12. Kentucky .....	72.31
13. Florida State .....	62.29
14. Auburn .....	56.4
15. Virginia Tech .....	53.35
16. Alabama .....	51.44
17. Ole Miss .....	51.21
18. NC State .....	47.77
19. Tennessee .....	45.48
20. Clemson .....	42.29
21. Kansas State .....	38.3
22. Arizona .....	36.53
23. Miami (Fla.) .....	32.94
24. Minnesota .....	32.19
25. Michigan State .....	29.25



# Grant Holloway, 2019 The Bowerman Winner



## The Gators Great Mentality

- **Became the second member** of Florida's track and field program to win **The Bowerman**, collegiate track and field's highest individual honor and the sport's version of the Heisman Trophy.
- **First man in history** to win three consecutive national titles in both indoor and outdoor high hurdles.
- **Third man in history** to sweep the 60 meters / 60 hurdles titles at NCAA Indoors, and second man to do it at SEC Indoors
- **Fourth 110 hurdler in history** to break 13 seconds prior to turning 22 years old (Xiang Liu; Omar McLeod, Dayron Robles)
- **Second 60 hurdler in history** to break 7.40 seconds prior to turning 22 (Robles)
- Finished career with **five of the 11 fastest** 110 hurdles times in collegiate history (12.98 - CR / 13.07 / 13.10 / 13.12 / 13.16)
- Finished career with **four of the six fastest** 60 hurdles times in collegiate history (7.35 - CR / 7.43 / 7.44 / 7.44)
- **Only man in outdoor track and field history** to break 13.10 seconds and long jump 8.00-plus meters (both wind-legally) in a career
- **Second man** in indoor track and field history to break 7.45 seconds and long jump at least 8.00 meters
- **Third man** in indoor track and field history to run 6.51 or faster in the 60 and long jump 8.00-plus meters (accomplished in 21 hours at 2019 Razorback Invitational)
- **First man in Division I history** to log top-2 finishes in both 110 hurdles and long jump at NCAA Outdoor Championships (2017)
- **First man in Division I history** to log top-2 finishes in both 60 hurdles and long jump at NCAA Indoor Championships (2018)
- Former American Junior record holder, No. 2 high schooler, No. 5 on World Junior All-Time list (60mH)
- **Eight-time NCAA Champion (School record)**
- **2019 IAAF World Championships gold medalist (110-meter hurdles)**



## Holloway's Trophy Case

### NCAA Titles

- 60 meters (1) - 2019
- 60-meter Hurdles (3) - 2017, 2018, 2019
- 110-meter Hurdles (3) - 2017, 2018, 2019
- 4x100 relay (1) - 2019

### SEC Titles

- 60 meters (1) - 2019
- 60-meter Hurdles (3) - 2017, 2018, 2019
- 110-meter Hurdles (1) - 2018
- Outdoor Long Jump (1) - 2018

### Other NCAA Finishes

- 2019 Indoor Long Jump - 3rd
- 2018 Indoor Long Jump - 2nd
- 2017 Outdoor Long Jump - 2nd
- 2017 Indoor 4x400 Relay - 2nd
- 2018 4x400 Relay - 3rd
- 2018 Indoor 4x400 Relay - 3rd
- 2018 Outdoor 4x400 Relay - 4th
- 2017 Outdoor 4x400 Relay - 4th
- 2018 Outdoor Long Jump - 9th
- 2017 Indoor Long Jump - 11th
- 2017 4x100 Relay - 11th

### Awards & Honors

- 2019 The Bowerman Winner
- 2019 USTFCCCA National Indoor and Outdoor Track Athlete of the Year
- Two-time SEC Indoor & Outdoor Runner of the Year (2018-19)
- 2018 The Bowerman Finalist
- 2018 USATF Outdoors 110 Hurdles Silver Medalist
- 2018 USTFCCCA South Region Indoor Track Athlete of the Year
- 2017 The Bowerman Semifinalist (*eighth freshman in history*)
- 12-time USTFCCCA Outdoor All-American (110 Hurdles; long jump; 4x100, 4x400 - 2017-19)
- 10-time USTFCCCA Indoor All-American (60 Hurdles; long jump; 4x400 - 2017-19; 60m - 2019)
- 2017 SEC Indoor & Outdoor Freshman Runner of the Year

### Indoor PRs

60 Hurdles .....	7.35 ( <i>Collegiate Record</i> )
60 Meters.....	6.50
Long Jump.....	8.13 meters / 26 feet, 8.25 inches
200 Meters.....	20.69

*Times and marks at Florida only*

### Outdoor PRs

110 Hurdles .....	12.98 ( <i>Collegiate Record</i> )
Long Jump.....	8.32 meters / 27 feet, 3.75 inches
4x400 Relay Split.....	43.75
200 Meters.....	20.66

*Times and marks at Florida only*

# Gators MEN'S MULTI-TIME SEC CHAMPIONS

Name	Indoor	Outdoor	Total	SEC Champions By Event								
Dennis Mitchell	5	10	15	Tom Nohilly	1	2	3	<b>Outdoor</b>				
Mark Everett	5	8	13	Eamonn O'Keefe	2	1	3	100 meters -- 9				
				John Parker	2	1	3	200 meters -- 5				
				Rob Rambo	1	2	3	400 meters -- 8				
Mike Morrison	4	5	9	Stacey Simmons	0	3	3	800 meters -- 6				
Christian Taylor	6	3	9	Matt Simson	2	1	3	1,500 meters -- 3				
Tyrone Kemp	4	4	8	Wes Stockbarger	1	2	3	5,000 meters -- 1				
				Shane Stroup	2	1	3	10,000 meters -- 6				
				Derek Trafas	0	3	3	110-meter Hurdles -- 5				
Horace Tuitt	5	3	8	Terrell Wilks	0	3	3	400-meter Hurdles -- 9				
Kerron Clement	2	5	7	Ron Allen	0	2	2	3,000-meter Steeplechase -- 4				
Marquis Dendy	4	3	7					R.J. Anderson	1	1	2	4x100-meter Relay -- 8
Jimmie Hackley	4	3	7					Ubeja Anderson	1	1	2	4x400-meter Relay -- 11
Calvin Smith	3	4	7	Bill Atkinson	0	2	2	Pole Vault -- 20				
Ron Coleman	4	2	6	Keith Brantly	0	2	2	High Jump -- 17				
				<b>Clayton Brown</b>	<b>2</b>	<b>0</b>	<b>2</b>	Long Jump -- 8				
				Floyd Brown	0	2	2	Triple Jump -- 10				
Grant Holloway	4	2	6	James Brown	0	2	2	Discus Throw -- 9				
John Morton	1	5	6	Mike Burton	1	1	2	Hammer Throw -- 4				
Earl Diamond	3	2	5	John Capel	0	2	2	Javelin Throw -- 12				
Will Freeman	3	2	5	Daymon Carroll	0	2	2	Shot Put -- 12				
Ellis Goodloe	1	4	5	Will Claye	0	2	2	Decathlon -- 3				
Mike Holloway	1	4	5	Eric Futch	1	1	2	<b>Discontinued Outdoor Events</b>				
Gray Horn	2	3	5	Henry Gardiner	0	2	2	100 yards -- 3				
Lewis Lacy	4	1	5	Stephen Gomez	2	0	2	220 yards -- 2				
Calvin Long	1	4	5	John Hale	0	2	2	440 yards -- 4				
Eddie Lovett	4	1	5	George Hills	0	2	2	880 yards -- 3				
Tony McQuay	2	3	5	Dumisani Hlaselo	2	0	2	Mile -- 2				
Dan Middleman	4	1	5	Dedric Jones	2	0	2	120-yard Hurdles -- 2				
Beaufort Brown	3	1	4	Francis Kearney	0	2	2	220-yard Hurdles -- 4				
Marcel Carter	1	3	4	Bob Lang	2	0	2	440-yard Hurdles -- 3				
Gerald Clervil	2	2	4	Tony Liuzzo	0	2	2	440-yard Relay -- 7				
Jeff Demps	1	3	4	Bernard Middleton	1	1	2	Mile Relay -- 5				
Timmy Johnson	2	2	4	Scott Peters	2	0	2	<b>Indoor</b>				
Ron Jourdan	2	2	4	Carlos Phillips	2	0	2	60 meters -- 3				
Dock Luckie	2	2	4	Jeff Pigg	2	0	2	200 meters -- 3				
Wesley Maiyo	2	2	4	Jeremy Postin	1	1	2	400 meters -- 8				
Earl Poucher	0	4	4	Jim Pringle	2	0	2	800 meters -- 4				
Mike Sharpe	3	1	4	Nick Rahal	1	1	2	Mile -- 10				
Todd Sinclair	2	2	4	Peter Rowe	0	2	2	3,000 meters -- 3				
James Smith	0	4	4	Steve Rowe	1	1	2	5,000 meters -- 1				
Erin Tucker	2	2	4	Dwight Ruff	1	1	2	60-meter Hurdles -- 8				
Bill Watson	0	4	4	Frank Saier	1	1	2	4x400-meter Relay -- 9				
Stipe Zunic	1	3	4	Joe Squittieri	2	0	2	Distance Medley Relay -- 2				
Stephen Adderley	3	0	3	Archie Vickers	0	2	2	Pole Vault -- 9				
				Henry Wadsworth	0	2	2	High Jump -- 13				
				Josh Walker	1	1	2	Long Jump -- 14				
Winfred Alexander	3	0	3	David Watson	1	1	2	Triple Jump -- 11				
John Anderson	0	3	3	Bernard Williams	0	2	2	Shot Put -- 13				
KeAndre Bates	2	1	3	Winfield Willis	1	1	2	Weight Throw -- 4				
Sekou Clarke	1	2	3	Reggie Witherspoon	0	2	2	Heptathlon -- 2				
Mike Cotton	1	2	3	Steve Zieminski	1	1	2	<b>Discontinued Indoor Events</b>				
Omar Craddock	1	2	3					55 meters -- 3				
James Crosier	0	3	3					60 yards -- 2				
Dedric Dukes	0	3	3					440 yards -- 1				
David Furman	1	2	3					500 meters -- 1				
Najee Glass	2	1	3					600 yards -- 2				
Mitchell Goings	2	1	3					880 yards -- 2				
Kenneth Gray	0	3	3					1,000 yards -- 3				
Noel Gray	2	1	3					1,500 meters -- 2				
Arman Hall	2	1	3					55-meter Hurdles -- 3				
Jeremy Hall	1	2	3					60-yard Hurdles -- 1				
Scott Hurley	1	2	3					Mile Relay -- 4				
Tony Jones	0	3	3					Two-Mile Relay -- 2				
Lincoln Knowles	0	3	3					4x800-meter Relay -- 3				
Don Lucey	0	3	3									
<b>Thomas Mardal</b>	<b>2</b>	<b>1</b>	<b>3</b>									
Kemal Mesic	3	0	3									
Tommy Michels	0	3	3									
								<i>Note: Relay titles counted once per team</i>				

Note: Relay titles counted once per team

# **MEN'S SEC INDOOR CHAMPIONS (BY YEAR)**

**146 titles**

<p><b>1958 (2)</b> Ellis Goodloe (60-yd. - 6.4) Winfield Willis (SP - 47-4.25)</p> <p><b>1963 (1)</b> Steve Rowe, Jim Brown, Ken Wieand, Robert Harris (Mile relay - 3:31.1)</p> <p><b>1964 (1)</b> Bill Crawford (HJ - 6-3.25)</p> <p><b>1967 (3)</b> Mike Burton (LJ - 23-8) John Morton (SP - 55-7.50) Frank Saier (HJ - 6-6)</p> <p><b>1968 (1)</b> Bob Lang (1,000-yd. - 2:10.5)</p> <p><b>1969 (4)</b> Ron Coleman (LJ - 24-0.25) Ron Jourdan (HJ - 7-0) Bob Lang (1,000-yd. - 2:12.4) John Parker (Mile - 4:10)</p> <p><b>1970 (5)</b> Ron Coleman (LJ - 24-8.50) Ron Coleman (TJ - 49-11.50) Ron Jourdan (HJ - 6-10) Eamonn O'Keefe (880-yd. - 1:54) John Parker (Mile - 4:09.3)</p> <p><b>1971 (1)</b> Scott Hurley (PV - 16-8)</p> <p><b>1972 (2)</b> Ron Coleman (TJ - 52-2.25) Eamonn O'Keefe (Mile - 4:06)</p> <p><b>1973 (4)</b> Hesley Bostic (60-yd.H - 7.1) Beaufort Brown (600-yd. - 1:09.8) Mike Cotton (PV - 16-1) Nate Jenkins (60-yd. - 6.2)</p> <p><b>1974 (3)</b> Will Freeman (PV - 16-4) Mitchell Goings (440-yd. - 48.6) Robert Rambo, Winfred Alexander, Beaufort Brown, Mitchell Goings (Mile relay - 3:15.6)</p> <p><b>1975 (6)</b> Will Freeman (PV - 16-9) Mike Sharpe (LJ - 24-8.50) Mike Sharpe (TJ - 52-1.50) Horace Tuitt (880-yd. - 1:51.7) Beaufort Brown, Horace Tuitt, Noel Gray, Winfred Alexander (Mile relay - 3:14.6) Frank Betts, Stephen Gomez, Winfred Alexander, Horace Tuitt (Two-mile relay - 7:36)</p> <p><b>1976 (4)</b> Will Freeman (PV - 16-6) Mike Sharpe (LJ - 24-7.25) Horace Tuitt (600-yd. - 1:09.4) Thomas Doerr, Stephen Gomez, Noel Gray, Horace Tuitt (Two-mile relay - 7:39.2)</p> <p><b>1977 (3)</b> Wesley Maiyo (1,000-yd. - 2:10.6) Wesley Maiyo (Mile - 4:00.8) Steve Ott (HJ - 7-1)</p> <p><b>1978 (1)</b> Dock Luckie (SP - 60-11.50)</p> <p><b>1979 (2)</b> Dock Luckie (SP - 62-0.50) Jim Pringle (HJ - 7-1)</p> <p><b>1980 (1)</b> Jim Pringle (HJ - 7-1.75)</p> <p><b>1981 (1)</b> Chuck Broughton (Mile - 4:05.8)</p> <p><b>1982 (1)</b> Todd Sinclair (1,500 - 3:48.18)</p> <p><b>1983 (1)</b> Todd Sinclair (Mile - 4:13.5)</p> <p><b>1984 (1)</b> Tanner Cronin (TJ - 51-11.25)</p>	<p><b>1986 (1)</b> Jeff Pigg (Mile - 4:01.79)</p> <p><b>1987 (6)</b> Mark Everett (500 - 1:02.22) Dennis Mitchell (55 - 6.20) Dennis Mitchell (400 - 46.92) Jeff Pigg (1,500 - 3:44.23) David Watson (PV - 17-0.25) Timmy Johnson, Mark Everett, Nick Rahal, Dennis Mitchell (4x400 relay - 3:10.09)</p> <p><b>1988 (4)</b> Mike Bilyeu (5,000 - 14:23.92) Dennis Mitchell (55 - 6.23) Steve Ott (PV - 16-7.25) Dennis Mitchell, Timmy Johnson, Mark Everett, Calvin Long (4x400 relay - 3:10.54)</p> <p><b>1989 (4)</b> Earl Diamond (55H - 7.20) Aaron Gowell (SP - 58-10.25) Tyrone Kemp (400 - 46.38) Tom Nohilly (Mile - 4:01.94)</p> <p><b>1990 (4)</b> Earl Diamond (55H - 7.23) Mark Everett (800 - 1:46.28) Tyrone Kemp (400 - 45.78) Mark Everett, Earl Diamond, Lewis Lacy, Tyrone Kemp (4x400 relay - 3:08.46)</p> <p><b>1991 (3)</b> Dan Middleman (3,000 - 8:11.39) Matt Simson (SP - 61-2.75) Dan Middleman, Lewis Lacy, Stephen Adderley, Scott Peters (4x800 relay - 7:32.43)</p> <p><b>1992 (6)</b> Marcel Carter (55 - 6.21) Mike Holloway (PV - 17-10.50) Tyrone Kemp (400 - 46.83) Dan Middleman (3,000 - 7:58.23) Matt Simson (SP - 62-3.25) Dedric Jones, Lewis Lacy, Dan Middleman, Stephen Adderley (4x800 relay - 7:25.90)</p> <p><b>1993 (2)</b> Ubeja Anderson (55H - 7.26) Dedric Jones, Lewis Lacy, Stephen Adderley, Scott Peters (4x800 relay - 7:24.10)</p> <p><b>1996 (1)</b> Dominick Millner (LJ - 25-9.50)</p> <p><b>1997 (4)</b> David Furman (HJ - 7-3) Jimmie Hackley (400 - 47.11) Jeremy Stallings (Mile - 4:04.77) Jimmie Hackley, Gerald Clervil, Erin Tucker, Chris Postinger (4x400 relay - 3:07.88)</p> <p><b>1998 (2)</b> Jimmie Hackley (400 - 47.22) Jimmie Hackley, Gerald Clervil, Adrain Mann, Erin Tucker (4x400 relay - 3:13.21)</p> <p><b>1999 (1)</b> Maurice Lewis (LJ - 25-7.50)</p> <p><b>2001 (1)</b> Brian DaCunha (PV - 17-4.50)</p> <p><b>2003 (2)</b> Joe Squittieri (HJ - 7-5) Shane Stroup, Dwight Ruff, Moise Joseph, Steve Ziemiński (DMR - 9:41.68)</p> <p><b>2004 (2)</b> Joe Squittieri (HJ - 7-3) Josh Walker (60H - 7.70)</p> <p><b>2005 (3)</b> Kerron Clement (400 - 45.29) Mike Morrison (HJ - 7-4.50) Sekou Clarke, Bernard Middleton, Stefan Pastor, Kerron Clement (4x400 relay - 3:04.75)</p> <p><b>2006 (3)</b> Mike Morrison (HJ - 7-5.25) Mike Morrison (LJ - 25-9.25) Justin Taylor, Chris Gilchrist, Carlos Phillips, Shane Stroup (DMR - 9:44.82)</p>	<p><b>2007 (3)</b> Jeremy Hall (60 - 6.64) Mike Morrison (LJ - 25-4.50) Wes Stockbarger (SP - 63-9.50)</p> <p><b>2008 (2)</b> Eugene Martin (HJ - 2.15m/7-0.50) Beau Burroughs (SP - 18.53m/60-9.50)</p> <p><b>2009 (3)</b> Christian Taylor (TJ - 52-10.25) Christian Taylor (LJ - 25-3.50) Christian Taylor, Carlos Phillips, R.J. Anderson, Calvin Smith (4x400 relay - 3:05.82)</p> <p><b>2010 (4)</b> Kemal Mesic (SP - 61-1.25) Calvin Smith (200 - 20.73) Christian Taylor (TJ - 55-2.75) Tony McQuay, Christian Taylor, Jovon Toppin, Calvin Smith (4x400 relay - 3:05.53)</p> <p><b>2011 (8)</b> Jeff Demps (60 - 6.55) Dumisani Hlaselo (Mile - 4:04.21) Dumisani Hlaselo (3,000 - 8:00.34) Gray Horn (Heptathlon - 5,816) Eddie Lovett (60H - 7.73) Tony McQuay (200 - 20.61) Kemal Mesic (SP - 64-1) Christian Taylor (TJ - 56-11.50)</p> <p><b>2012 (6)</b> Omar Craddock (TJ - 53-11.25) Marquis Dendy (LJ - 26-5.50) Gray Horn (Heptathlon - 5,971) Eddie Lovett (60mH - 7.72) Kemal Mesic (SP - 65-3.25) Jeremy Postin (WT - 70-5.75)</p> <p><b>2013 (4)</b> Marquis Dendy (LJ - 27-1) Eddie Lovett (60H - 7.54) Sean Obinwa (800 - 1:48.40) David Triassi (WT - 70-10)</p> <p><b>2014 (2)</b> Eddie Lovett (60H - 7.67) Arman Hall (200 - 20.59)</p> <p><b>2015 (5)</b> Marquis Dendy (LJ - 26-3) Marquis Dendy (TJ - 55-8.5) Najee Glass (400 - 45.37) Ryan Schnulle (800 - 1:48.25) Stipe Zunic (SP - 66-11.5)</p> <p><b>2016 (1)</b> <i><b>Kunle Fasasi</b></i>, Eric Futch, Najee Glass, Arman Hall (4x400 relay - 3:04.02)</p> <p><b>2017 (4)</b> Andres Arroyo (800 - 1:47.18) KeAndre Bates (LJ - 26-4.5) KeAndre Bates (TJ - 55-2) Grant Holloway (60H - 7.64)</p> <p><b>2018 (2)</b> <i><b>Clayton Brown (TJ - 52-9.25)</b></i> Grant Holloway (60H - 7.53)</p> <p><b>2019 (3)</b> Grant Holloway (60m - 6.54) Grant Holloway (60H - 7.44) AJ McFarland (WT - 76-7.25)</p> <p><b>2020 (3)</b> <i><b>Raymond Ekevwo (60m - 6.57)</b></i> <i><b>Clayton Brown (TJ - 54-1.75)</b></i> <i><b>Thomas Mardal (WT - 75-1.25)</b></i></p> <p><b>2021 (1)</b> <i><b>Thomas Mardal (WT - 79-3.25)</b></i></p>
---	--	---



# WOMEN'S MULTI-TIME SEC CHAMPIONS

Name	Indoor	Outdoor	Total
Hazel Clark	7	4	11
Candice Scott	6	4	10
Shara Proctor	3	5	8
Michelle Freeman	5	2	7
Shelly Steely	2	5	7
Maria Galloni	3	3	6
Kyra Jefferson	2	4	6
Cory McGee	5	1	6
Denise Mitchell	4	2	6
Colleen Rosensteel	2	4	6
Becki Wells	5	1	6
Mariam Kevkhishvili	2	3	5
Genevieve LaCaze	0	5	5
Nekita Beasley	1	3	4
Ciarra Brewer	1	3	4
Yanis David	2	2	4
Beth Farmer	2	2	4
Leah Kirklin	2	2	4
Susan Nash	3	1	4
Sonja Braasch	3	0	3
Piper Bressant	2	1	3
Charlotte Browning	2	1	3
Chris Crowther	2	1	3
Evelien Dekkers	0	3	3
Tasha Downing	0	3	3
Tamieka Grizzle	2	1	3
Kristin Heaston	1	2	3
Anita Howard	1	2	3
Kisha Jett	1	2	3
Robin Reynolds	1	2	3
Dorchelle Webster	0	3	3
Megan Westfall	1	2	3
Sharrika Barnett	1	1	2
Kim Barrett	1	1	2
Sandra Braasch	2	0	2
Lloydricia Cameron	1	1	2
Cara Evans	2	0	2
Angela Fitts	1	1	2
Peaches Fortson	0	2	2
Claudia Francis	0	2	2
Karen Freberg	1	1	2
Destinee Gause	1	1	2
Nadia Graham	0	2	2
Cindy Herceg	0	2	2
Janet Matthews	0	2	2
Fawn Miller	0	2	2
Kim Mitchell	0	2	2
Amber Robinson	1	1	2
Ebony Robinson	0	2	2
Dionne Rose	1	1	2
Agata Strausa	2	0	2
Monifa Taylor	1	1	2

## SEC Champions By Event

### Outdoor

100 meters -- 3  
 200 meters -- 3  
 400 meters -- 5  
 800 meters -- 6  
 1,500 meters -- 6  
 5,000 meters -- 3  
 10,000 meters -- 5  
 100-meter Hurdles -- 2  
 400-meter Hurdles -- 2  
 3,000-meter Steeplechase -- 3  
 4x100-meter Relay -- 0  
 4x400-meter Relay -- 8  
 Pole Vault -- 2  
 High Jump -- 4  
 Long Jump -- 4  
 Triple Jump -- 9  
 Discus Throw -- 8  
 Hammer Throw -- 3  
 Javelin Throw -- 11  
 Shot Put -- 9  
 Heptathlon -- 3

### Discontinued Outdoor Events

3,000 meters -- 2

### Indoor

60 meters -- 0  
 200 meters -- 2  
 400 meters -- 4  
 800 meters -- 7  
 Mile -- 7  
 3,000 meters -- 4  
 5,000 meters -- 2  
 60-meter Hurdles -- 0  
 4x400-meter Relay -- 2  
 Distance Medley Relay -- 7  
 Pole Vault -- 3  
 High Jump -- 4  
 Long Jump -- 4  
 Triple Jump -- 6  
 Shot Put -- 10  
 Weight Throw -- 8  
 Pentathlon -- 0

### Discontinued Indoor Events

55 meters -- 4  
 440 yards -- 1  
 600 yards -- 1  
 Two-Mile -- 1  
 Three-Mile -- 2  
 55-meter Hurdles -- 3  
 Two-Mile Relay -- 1  
 4x800-meter Relay -- 1

*Note: Relay titles counted once per team*



# **WOMEN'S SEC INDOOR CHAMPIONS (BY YEAR)**

**84 titles**

## **1984 (2)**

Beth Farmer (Three-mile – 15:49.88)  
Piper Bressant, Beth Adkins, Gina Procaccio,  
Shelly Steely (DMR– 11:49.25)

## **1985 (3)**

Piper Bressant (600-yd. – 1:20.40)  
Beth Farmer (Three-mile – 16:09.68)  
Shelly Steely (Two-mile – 9:57.10)

## **1986 (2)**

Denise Mitchell (440-yd. – 54.36)  
Sandra Braasch, Sonja Braasch, Chris Crowther,  
Susan Nash (Two-mile relay – 8:45.77)

## **1987 (4)**

Tricia Clifford (5,000 – 17:06.00)  
Denise Mitchell (400 – 53.17)  
Sonja Braasch, Sandra Braasch, Susan Nash,  
Chris Crowther (3,200 relay – 8:38.26)  
Denise Mitchell, Sonja Braasch, Susan Nash,  
Joan Hammeren (DMR – 11:16.93)

## **1988 (2)**

Denise Mitchell (400 – 53.46)  
Colleen Rosensteel (SP – 50-3.50)

## **1989 (1)**

Colleen Rosensteel (SP – 48-6)

## **1990 (3)**

Maria Galloni (HJ – 6-0.75)  
Anita Howard (55 – 6.72)  
Leah Kirklin (TJ – 41-5)

## **1991 (4)**

Nekita Beasley (800 – 2:06.52)  
Michelle Freeman (55 – 6.81)  
Michelle Freeman (55H – 7.56)  
Maria Galloni (HJ – 5-10)

## **1992 (6)**

Michelle Freeman (55 – 6.69)  
Michelle Freeman (55H – 7.36)  
Michelle Freeman (200 – 23.56)  
Maria Galloni (HJ – 6-0.75)  
Leah Kirklin (TJ – 43-7.75)  
Dionne Rose (LJ – 20-9.75)

## **1993 (3)**

Monifa Taylor (55H – 7.83)  
Coralena Velsen (3,000 – 9:31.60)  
Marny Westphal (Mile – 4:51.20)

## **1996 (4)**

Hazel Clark (800 – 2:05.08)  
Becki Wells (Mile – 4:44.03)  
Becki Wells (3,000 – 9:29.24)  
Anglea Fitts, Hazel Clark, Becki Wells, Kim Fisher  
(DMR – 11:32.64)

## **1997 (6)**

Hazel Clark (800 – 2:04.27)  
Kristin Heaston (SP – 54-11.50)  
Kisha Jett (55 – 6.83)  
Becki Wells (Mile – 4:40.47)  
Jernae Wright (LJ – 20-6.25)  
Hazel Clark, Carrie Ullmann, Becki Wells, Megan  
Newcome (DMR – 11:30.52)

## **1998 (1)**

Hazel Clark (800 – 2:03.92)

## **1999 (3)**

Hazel Clark (800 – 2:01.04)  
Joyce Owes (WT – 65-8.50)  
Hazel Clark, Cara Evans, Tamieka Grizzle,  
Christina Starr (DMR – 11:22.63)

## **2000 (3)**

Tamieka Grizzle (800 – 2:05.93)  
Laura Hawkins (PV – 12-11.75)  
Amber Robinson, Cara Evans, Faith Rein, Yolanda  
Brown-Moore (4x400 relay – 3:35.40)

## **2001 (2)**

Kamille Bratton (800 – 2:09.35)  
Candice Scott (WT – 61-6.25)

## **2002 (4)**

Erin Merten (Mile – 4:36.89)  
Candice Scott (SP – 53-6.50)  
Candice Scott (WT – 73-8)  
Megan Westfall (PV – 13-3.50)

## **2003 (2)**

Karen Freberg (SP – 54-6.50)  
Erin Gilreath (WT – 70-9.25)

## **2004 (2)**

Kim Barrett (SP – 58-5.25)  
Candice Scott (WT – 74-7.25)

## **2005 (4)**

Krystle Moss (HJ – 5-11.25)  
Tiandra Ponteen (400 – 51.47)  
Candice Scott (SP – 57-3)  
Candice Scott (WT – 79-5.25)

## **2007 (1)**

Natalie Moser (PV – 13-8.25)

## **2008 (1)**

Shawneise Williams (WT - 19.11m/62-8.50)

## **2009 (2)**

Mariam Kevkhishvili (SP – 58-10.25)  
Shara Proctor (TJ – 43-8)

## **2010 (5)**

Charlotte Browning (Mile - 4:37.29)  
Charlotte Browning (3,000 - 9:21.77)  
Mariam Kevkhishvili (SP - 59-4.25)  
Shara Proctor (LJ - 21-2.75)  
Shara Proctor (TJ - 44-2.75)

## **2011 (2)**

Fidela James (WT - 65-0.75)  
Cory McGee (Mile - 4:41.10)

## **2012 (1)**

Florence Ngetich (5,000 - 16:12.64)

## **2013 (2)**

Cory McGee (Mile - 4:35.33)  
Mandy Perkins, Amani Bryant, Agata Strausa, Cory  
McGee (DMR - 11:13.45)

## **2014 (4)**

Cory McGee (3,000 - 9:10.48)  
Ciarra Brewer (TJ - 44-7)  
Becky Greene, Loreal Curtis, Agata Strausa, Cory  
McGee (DMR - 11:08.11)  
Robin Reynolds, Destinee Gause, Kyra Jefferson,  
Ebony Eutsey (4x400 relay - 3:30.16)

## **2015 (1)**

Kyra Jefferson (200 - 23.02)

## **2018 (1)**

Lloydricia Cameron (SP - 57-11)

## **2019 (2)**

Yanis David (LJ - 21-2.5)  
Yanis David (TJ - 45-5)

## **2021 (1)**

***Talitha Diggs (400 - 51.14)***



# GATOR REIGN

23

*Florida's men have 23 Top-2 finishes in 34 NCAA Championship meets (67.6%) under Holloway*

9

*Florida's men have won a nation-leading 9 NCAA titles since 2010 - 5 indoors and 4 outdoors*

21

*Florida's men have 21 Top-3 finishes at the last 22 NCAA Championships, including 11 in a row outdoors*

7

*3rd program in Division I history with 7 consecutive Top-3 finishes at both NCAA Indoor and NCAA Outdoor Championships (2009-15)*

*Since his first year as men's head coach in 2003, Mike Holloway has led the Gators to nearly unparalleled consistency when it comes to NCAA Championships success, becoming the fifth coach in Division I history to win eight-plus men's NCAA titles*

**Mike Holloway**

**USTFCCCA Coaches Hall of Fame Class of 2016**





### **Holloway By The Numbers**

- **9** - Men's NCAA Championships (5 indoor, 4 outdoor)
- **15** - SEC Championships (7 men's, 5 women's, 3 women's XC)
- **21** - Top-3 Finishes at last 22 men's NCAA Championships
- **23** - Top-2 Finishes at 34 men's NCAA Championships
- **72** - Individual Men's and Women's NCAA Titles since 1996
- **189** - Individual Men's and Women's SEC Titles since 1996
- **9** - Olympic Medals won by Holloway-coached athletes
- **8** - IAAF World Championships Gold Medals won by Holloway-coached sprinters/hurdlers

### **Holloway's Historical Feats**

- **5th** coach in Division I history to win 8-plus men's NCAA Titles
- **4th** coach in Division I history with at least four indoor and four outdoor men's NCAA Titles
- **3rd** Division I coach since 1980 with 6-plus men's NCAA Titles
- **3rd** program in Division I history with 7 straight Top-3 Finishes at both NCAA Indoor and NCAA Outdoor Championships (Florida, 2009-15; Arkansas, 1992-2000; UTEP, 1975-82)
- **1st** coach to win SEC Outdoor Men's and Women's Coach of the Year awards in one season (honors first distributed in 1990)

### **Holloway's Championship Finishes**

Year	NCAA (M) Ind/Out	SEC (M) Ind/Out	NCAA (W) Ind/Out	SEC (W) Ind/Out
2003	t-18th / 6th	2nd / 5th	---	---
2004	t-2nd / 2nd	<b>1st</b> / 2nd	---	---
2005	2nd / 2nd	2nd / 2nd	---	---
2006	9th / t-37th	3rd / 3rd	---	---
2007	t-51st / t-34th	3rd / 5th	---	---
2008	8th / 15th	4th / 4th	t-8th / 9th	4th / 2nd
2009	2nd / t-2nd	2nd / 2nd	t-12th / 9th	4th / <b>1st</b>
2010	<b>1st</b> / 2nd	2nd / <b>1st</b>	4th / 3rd	<b>1st</b> / 2nd
2011	<b>1st</b> / 3rd	<b>1st</b> / 2nd	- / t-34th	5th / 2nd
2012	<b>1st</b> / <b>1st</b>	2nd / 4th	9th / t-12th	<b>1st</b> / 2nd
2013	2nd / <b>1st</b>	2nd / 2nd	13th / t-11th	4th / 4th
2014	3rd / 2nd	2nd / 3rd	3rd / 4th	<b>1st</b> / 2nd
2015	2nd / 2nd	<b>1st</b> / <b>1st</b>	4th / 8th	2nd / 5th
2016	7th / <b>1st</b>	4th / 6th	t-14th / t-9th	t-4th / 7th
2017	2nd / <b>1st</b>	t-3rd / 4th	t-14th / 5th	8th / 5th
2018	<b>1st</b> / 2nd	3rd / <b>1st</b>	4th / 5th	6th / <b>1st</b>
2019	<b>1st</b> / 2nd	<b>1st</b> / 2nd	6th / 6th	4th / t-5th
2020	--- / ---	4th / ---	--- / ---	7th / ---

Florida's 23 Top-2 finishes at NCAA Championship meets since 2003, Holloway's first year as the men's head coach, lead the nation by a gaping margin.



**23**



**9**



**8**



**8**



**6**



**6**

**73.5%**

Florida's men have Top-3 finishes in 25 of its 34 NCAA Championship meets (73.5%) since 2003.

No other program boasts more than 12 Top-3 finishes in that span.

Florida's runner-up finish in 2019 marked its 11th straight Top-3 finish by the men's team at NCAA Outdoors, **tying the longest streak in Division I history.**



1933-1943  
1946-1956

**11**



2009-2019

**11**



1992-2000

**9**

Florida's women have won five SEC titles since 2008, Holloway's first season as head coach.

Three of those titles came at SEC Indoors, which is the second-highest total in the league during that span.



## Men's NCAA Titles Since 1970

John McDonnell  
Arkansas **29**

Ted Banks  
UTEP **11**

Pat Henry  
LSU / Texas A&M **10**

Mike Holloway  
Florida **9**

**37**

The Gators have **won a Division I-leading** 37 men's NCAA indoor and outdoor titles in the sprints, hurdles, 4x100 relay, and 4x400 relay events - all of which are Holloway's primary focus - since 1996.

LSU (28), Baylor (22), and Texas A&M (21) are the only other programs with more than 20 during that span.

Florida **leads the nation** with 14 hurdles titles (no one else has more than 5), and their 23 sprints and 4x1 and 4x4 relay titles **rank second nationally**.



**Florida's women are one of five programs eight Top-5 finishes at NCAA Championship meets since 2010**

**37.97**

Holloway coached the **first sub-38-second 4x100 relay team in collegiate history**.

The team of Raymond Ekevwo, Hakim Sani Brown, Grant Holloway, and Ryan Clark won the 2019 NCAA Outdoor Championships in a time of 37.97 seconds, breaking the previous record of 38.17, set by Houston in 2018.

## Holloway's Trophy Case

- **5** - Men's NCAA Indoor Championships: '10, '11, '12, '18, '19
- **4** - Men's NCAA Outdoor Championships: '12, '13, '16, '17
- **4** - Men's SEC Indoor Championships: '04, '11, '15, '19
- **3** - Men's SEC Outdoor Championships: '10, '15, '18
- **3** - Women's SEC Cross Country Championships: '09, '10, '12
- **3** - Women's SEC Indoor Championships: '10, '12, '14
- **2** - Women's SEC Outdoor Championship: '09, '18
- **4** - Boys FHSAA Class 3A/4A/5A Cross Country State Titles: 1989, 1990, 1993, 1994
- **3** - Boys FHSAA Class 4A/5A Track & Field State Titles: 1993, 1994, 1995
- **1** - Girls FHSAA Class 5A Track & Field State Title: 1995

## World Champions Coached by Holloway

- **John Capel** - 200m / 4x100 relay (Paris 2003)
- **Kerron Clement** - 400mH / 4x400 relay (Osaka 2007)
- **Arman Hall** - 4x400 relay (Moscow 2013)
- **Dennis Mitchell** - 4x100 relay (Tokyo 1991, Stuttgart 1993)
- **Christian Taylor** - Triple Jump (Daegu 2011)
- **Bernard Williams** - 4x100 relay (Paris 2003)

## Holloway-Coached Olympic Medalists

- **Kerron Clement** - 400mH Gold Medalist (Rio 2016)
- **Arman Hall** - 4x400 relay Gold Medalist (Rio 2016)
- **Tony McQuay** - 4x400 relay Silver Medalist (London 2012)
- **Dennis Mitchell** - 100m Bronze Medalist (Barcelona 1992); 4x100 relay Gold Medalist (Barcelona 1992); 4x100 relay Silver Medalist (Atlanta 1996)
- **David Verburg** - 4x400 relay Gold Medalist (Rio 2016)
- **Bernard Williams** - 4x100 relay Gold Medalist (Sydney 2000); 200m Silver Medalist (Athens 2004)

## Holloway's Coaching History

- Florida - Men's & Women's Head Coach (2008-present)
- Florida - Men's Head Coach (2003-07)
- Florida - Men's Associate Head Coach (2000-02)
- Florida - Men's Assistant Coach (1996-99)
- Buchholz (Fla.) High School - Head Coach (1985-1995)
- Florida - Women's Graduate Assistant Coach (1986-87)
- Gainesville (Fla.) High School - Assistant Coach (1983-84)
- 2013 IAAF World Championships Team - Head Coach (USA)
- 2012 United States Olympic Team - Sprints & Relays Coach
- 2004 NACAC U23 Championships Team - Head Coach (USA)

Mike Holloway, Head Coach | 18 seasons (men) | 13 seasons (women)



# SPRINTS

## Coaches



**Mike Holloway**

- Men's Sprints/Relays - 1996-Present
- Women's Sprints/Relays - 2008-Present
- *Full Coaching History on pages 1-3*



**Mellanee Welty (13 seasons)**

- Assistant Coach (Sprints/Relays) - 2008-Present
- Coaches UF's high jumpers and combined events athletes (resumed duties after break in 2016 and 2017)
- Also Florida's recruiting coordinator
- 1999 heptathlon All-American at Wichita State--graduated Cum Laude in 2001



**Adrain Mann (5 seasons)**

- Assistant Coach (Sprints) - 2016-Present
- 3-time 4x400 relay All-American at Florida
- Also coached at Miami (Fla.), Clemson, and LSU
- *More information on page 10 (hurdles)*

**29**

Florida's 29 men's indoor and outdoor national titles in current NCAA Championship sprints, 4x1 and 4x4 relays **rank fourth in Division I history**

**16**

Florida's 16 all-time men's NCAA titles since in the current indoor and outdoor championship sprints (excluding relays) **rank fourth in Division I history**



Florida, Florida State, and LSU are the **only men's Division I programs** since 1996 with multiple NCAA outdoor titles in the 100 meters, 200 meters, and 400 meters. The Gators own two titles in each of those three sprints during that time frame



Florida, Florida State, LSU, and Tennessee are the **only Division I programs** since 1996 to have two different men win an NCAA 100 meters title. UF's were won by future Olympians **Bernard Williams** (2000) and **Jeff Demps** (2010)



**Florida and LSU are the only men's Division I programs since 1996 with more than 20 national titles in the current indoor and outdoor NCAA Championship sprint events, 4x100 relay, and 4x400 relay.**

**Florida's 23 trails LSU's 27, and Baylor sits at exactly 20 titles.**

**4x1 + 4x4**

At the 2015 NCAA Outdoor Championships, Florida's women became the **first team since 2005** and the **fifth program in Division I history** to sweep the 4x100 and 4x400 relay national titles.



# SPRINTS

## 19.98

Florida is **one of two men's programs Division I in history** with two sub-19.98 outdoor 200 meters runners. John Capel ran 19.87 (tied for 5th-fastest in collegiate history) in 1999, and Dedric Dukes ran 19.97 (tied for 11th-fastest in history) in 2014



## 22.02

**Kyra Jefferson broke the 28-year-old outdoor 200 meters collegiate record to win the 2017 NCAA title.**

**Allyson Felix, Marion Jones, and Evelyn Ashford are the only other Americans in history to run 22.02 or faster prior to turning 23 years old.**

## 44.57

Holloway helped Kerron Clement **break Michael Johnson's world indoor 400 meters record** at the 2005 NCAA Indoor Championships. Clement's record (44.57) stood until the 2018 NCAA Indoor Championships.

Clement's 400-meter hurdles collegiate record of 47.56 from the 2005 NCAA Outdoor Championships also stood until 2018.

### Sprinter Improvements Under Holloway

Gator	Event	High School PR	Florida PR
Hakim Sani Brown	100m	10.05	9.97 (SR)
John Capel	100m	10.40	10.03
Jeremy Hall	100m	10.44	10.08
Shayla Sanders	100m	11.32	11.13
Kyra Jefferson	100m	11.72	11.17
John Capel	200m	21.04	19.87
Kyra Jefferson	200m	23.53	22.02 (CR)
Destinee Gause	200m	23.73	22.93
Kerron Clement	400m	DNR	44.57 (ind.)
Tony McQuay	400m	46.84	44.49
Rickey Harris	400m	46.21	44.84
Sharrika Barnett	400m	52.25	50.69
Robin Reynolds	400m	52.19	51.36
Destinee Gause	400m	54.44	52.01

### All-Time Men's NCAA Indoor & Outdoor Sprints, 4x100/4x400 Relay Titles

1.	Southern California.....	35
2.	Baylor .....	33
	LSU .....	33
4.	<b>Florida .....</b>	<b>29</b>
5.	Tennessee .....	25
	Texas A&M .....	25
7.	UCLA.....	22
8.	Florida State .....	21
9.	Houston.....	17
10.	Villanova.....	15

### Men's NCAA Indoor & Outdoor Sprints / Relay Titles Since 1996

1.	LSU .....	27
2.	<b>Florida .....</b>	<b>23</b>
3.	Baylor .....	20
4.	Texas A&M .....	19
5.	Florida State .....	18

### Men's NCAA Outdoor Sprints & 4x100/4x400 Titles Since 1996

1.	LSU .....	18
2.	<b>Florida .....</b>	<b>15</b>
3.	Florida State .....	14
4.	Baylor .....	9
	Texas A&M .....	9

### Men's NCAA Outdoor Sprints Titles Since 1996

1.	Florida State .....	11
2.	LSU .....	7
	Tennessee .....	7
4.	<b>Florida .....</b>	<b>6</b>
5.	Southern California.....	5

### Men's NCAA 4x100 Relay Titles Since 1996

1.	<b>Florida .....</b>	<b>7</b>
2.	LSU .....	6
3.	Florida State .....	2
	Houston .....	2

*Note: Indoor/Outdoor sprints title totals include 60m/100m, 200m, and 400m wins (current NCAA Championship events)*

# THROWS

## Coaches



### Steve Lemke (15 seasons)

- Assoc. Head Coach (Throws) - 2010-Present
- Assistant Coach (Throws) - 2008-09
- Women's Assistant Coach (Throws) - 2006-07
- 1983 javelin All-American (South Dakota St.)

### Coaching History

- *Queensland (Australia) Academy of Sport* - Head Coach; Nat'l Throws Coordinator [2002-04]
- *Western Australia Institute of Sport* - Head Coach; Nat'l Throws Coordinator [1998-99; 2001-02]
- *Norway* - National Senior and Junior Throws Coach [1996-98]
- *Arizona St.* - Field Events Coach [1994-96]
- *UTEP* - Field Events Coach [1990-93]
- *Yale* - Field Events Coach [1987-89]
- *Southeast Missouri St.* - Grad Assistant [1985-86]
- *Washburn (Mo.) High School* - Head Boys and Girls Coach [1983-85]

### International Coaching

- *2009 IAAF World Championships* - Head Coach (Georgia)
- *2008 Olympics* - Head Coach (Georgia)
- *2004 Olympics* - Throws Coach (Australia)
- *2003 IAAF World Championships* - Head Coach (Australia)
- *2003 IAAF World Indoor Championships* - Head Coach (Australia)
- *2002 Commonwealth Games* - Throws Coach (Australia)
- *2000 Olympics* - Throws Coach (Australia)
- *1997 IAAF World Championships* - Throws Coach (Norway)

## NCAA Champions Coached by Lemke

Name (School)	Year	Event	Mark
Evelien Dekkers (Florida)	2010	Javelin Throw	58.99m (SR)
Pal Arne Fagernes (Arizona St.)	1996	Javelin Throw	79.16m
Nick Hysong (Arizona St.)	1994	Out. Pole Vault	5.70m (SR)
Mariam Kevkhishvili (Florida)	2008	Ind. Shot Put	17.83m
	2009	Ind. Shot Put	17.84m (FR)
	2009	Out. Shot Put	17.79m
	2010	Ind. Shot Put	18.59m (SR)
	2010	Out. Shot Put	18.11m
Mika Laaksonen (UTEP)	1992	Weight Throw	20.71m
	1992	Hammer Throw	71.30m
Fawn Miller (Florida)	2014	Javelin Throw	58.13m (PR)
Marko Wahlman (UTEP)	1993	Weight Throw	21.84m
Stipe Zunic (Florida)	2015	Ind. Shot Put	21.11m (SR)

**13 individual NCAA Championships by eight student-athletes**  
**8 individual NCAA Championships by four Gators**

**7**

Florida's 7 women's indoor and outdoor NCAA titles since 2006 rank **third in Division I**, only trailing Arizona State (12) and Southern Illinois (9)

**6**

Florida's 6 men's and women's shot put titles since 2008 are **tied for second in Division I**. UF's 3 indoor women's titles in that span are **tied for the DI lead**.



Florida and Arizona State are the **only Division I programs** with over 30 combined NCAA Outdoors men's and women's scorers since Lemke took over UF's women in 2006 and men in 2008

The Gators' 33 trails Arizona State's 47



Florida's Candice Scott (24.17m, 2005) and Kim Barrett (22.95m, 2004) both held the collegiate record in the weight throw at the end of their respective careers.

Scott remains in the collegiate all-time top 10 today, sitting at fifth on the list.

# THROWS

**35**

Florida's 36 total men's and women's indoor and outdoor SEC throws titles since 2006 **lead all SEC programs by five titles**

**20**

Florida's 20 men's and women's SEC outdoor titles since 2006 **rank second in the SEC**, trailing Georgia (23), the only other program with over 10



**74**



**50**



**40**



**37**

Florida is **one of two Division I throwing programs** with more than 40 men's and women's NCAA Indoor and Outdoor Championships scorers since Lemke took over UF's women in 2006 and its men in 2008

## Olympians Coached by Lemke

Name (School/Country)	Olympiads	Event
Oliver Dziubak (Australia)	2004	Javelin Throw
Pal Arne Fagermes (Arizona St./Norway)	1996/2000	Javelin Throw
Nick Hysong (Arizona St./USA)	2000	Pole Vault (gold medal)
Mariam Kevkhishvili (Florida/Georgia)	2004/2008	Shot Put
Kemal Mesic (Florida/Bosnia)	2012/2016	Shot Put
Alexandros Papadimitrou (UTEP/Greece)	1996/2000/2004	Hammer Throw
Styliani Tsikouna (UTEP/Greece)	1996/2000/2004	Discus Throw
Marko Wahlman (Finland)	1996	Hammer Throw
Stipe Zunic (Florida/Croatia)	2016	Shot Put

**16 Olympics appearances by nine athletes**  
**5 Olympics appearances by three Gators**

## Women's NCAA Indoor & Outdoor Titles Since 2006

1. Arizona State ..... 13
2. Southern Illinois ..... 9
3. **Florida** ..... **7**
4. Oklahoma ..... 6
5. Georgia ..... 5

## Women's NCAA Outdoor Titles Since 2006

1. Arizona State ..... 9
2. Southern Illinois ..... 5
3. **Florida** ..... **4**
- Georgia ..... 4
- Oklahoma ..... 4
6. Texas A&M ..... 3
- Virginia Tech ..... 3
8. Four teams tied ..... 2

## Men's NCAA Indoor & Outdoor Scorers Since 2008

1. **Florida** ..... **23**
2. Texas ..... 24
3. Arizona State ..... 23
4. Virginia Tech ..... 22
5. Georgia ..... 21
- Virginia ..... 21

## Men's SEC Indoor & Outdoor Titles Since 2006

1. **Florida** ..... **19**
2. Georgia ..... 16
3. Auburn ..... 11
4. Kentucky ..... 10
5. LSU ..... 9

## Women's SEC Indoor & Outdoor Titles Since 2006

1. **Florida** ..... **16**
2. Georgia ..... 14
3. Tennessee ..... 12
4. Missouri ..... 8
5. Alabama ..... 7
- Ole Miss ..... 7
7. LSU ..... 6
8. Kentucky ..... 5
- Texas A&M ..... 5

# JUMPS

## Coaches



### Nic Petersen (7 seasons)

- Assistant Coach (Jumps) - 2013-Present
- *Alma mater*: University of Nebraska ('06)
- 2019 USATF Men's Assistant Coach (Jumps / Multis) - IAAF World Championships

### Petersen By The Numbers

- **18** - Individual NCAA Titles (14 by Gators)
- **18** - Individual SEC Titles
- **85** - USTFCCCA All-America Honors (65 by Gators)
- **7** - Gators School Records Broken
- **4** - IAAF World Championships Qualifiers
- **3** - USATF Outdoors Gold Medals
- **3** - USTFCCCA Regional Assistant Coach of the Year Awards (2012, 2015, 2018)
- **2016** IAAF World Indoor Championships Gold Medalist (Marquis Dendy)
- **2008** Olympian (Dusty Jonas, Nebraska)

### Coaching History

- TCU - Asst. Coach - Jumps/Multis [2010-12]
- Nebraska - Volunteer Asst. - Jumps [2008-09]



### Mellanee Welty (12 seasons)

- Coached UF high jumpers to 14 All-America honors since 2012, including NCAA Indoors silver, NCAA Outdoors bronze
- **Jhonny Victor progression**: 2.08m -> 2.23m
- **Brittany Harrell**: 1.67m -> 1.76m
- **Dwight Barbiasz**: 2.23m -> 2.28m
- Sprints/Relays coaching info on page 4

# 23

Florida's 23 all-time men's indoor and outdoor NCAA titles in the four jumping events **rank fourth among all Division I programs in history**

# 18

Florida's 18 men's indoor and outdoor NCAA jumps titles since 2003 (Holloway's first year as head coach) **lead Division I by eight titles**



**Marquis Dendy, 2015**  
**17.50m (57-5)**



**Christian Taylor, 2011**  
**17.40m (57-1)**



**Will Claye, 2011**  
**17.35m (56-11.25)**



**Omar Craddock, 2013**  
**16.92m (55-6.25)**



**KeAndre Bates, 2018**  
**16.79m (55-1)**

**Florida is the only men's Division I program since 2010 with at least four outdoor triple jumpers who eclipsed 16.60 meters (wind legal) in their collegiate careers--Petersen coached three of UF's five.**

## Not 3, Not 4, Not 5...

Florida's men won six consecutive NCAA Outdoor triple jump national titles from 2010-15, **tying the longest streak in Division I history in any event**, either indoors or outdoors and irregardless of gender.

Only the UCLA men's outdoor 4x400 relay (1969-74), UTEP men's mile (1977-82), UTEP men's 10,000 meters (1978-83), Villanova women's outdoor 3,000 meters (1987-92), and LSU women's outdoor 4x400 relay (1992-97) had streaks as long.



# JUMPS



## Marquis Dendy's Historic Achievements

- **Only collegian in history** to finish career as a 27-foot long jumper and 57-foot triple jumper indoors and outdoors
- **Second man in Division I history** to sweep both horizontal jumps at three consecutive NCAA Championships
- 2015 The Bowerman Award winner (first in school history)
- Holds all four horizontal jumps school records

## Yanis David's Double History

Yanis David is the **only collegian currently on the all-time outdoor top 10** in both horizontal jumps.

David ranks **No. 2 on the triple jump list** (14.35 meters / 47 feet, 1 inch) and **tied for No. 7 on the long jump list** (6.84 meters / 22 feet, 2.25 inches).



The Lamentin, Guadeloupe native won titles with both her PRs in 2019. David won the NCAA Outdoors long jump with her 6.84m, while her 14.35m triple jump completed the **second indoor-outdoor horizontal jumps sweep in SEC Championships history**.

## NCAA Champions Coached by Petersen

Name (School)	Year	Event	Mark
Yanis David (Florida)	2019	Out. Long Jump	6.84m [+1.5] (SR)
	2019	Ind. Triple Jump	14.03m
KeAndre Bates (Florida)	2017	Out. Long Jump	8.05m [-1.1]
	2017	Out. Triple Jump	16.76m [+2.4]
	2017	Ind. Long Jump	8.04m (PR)
Ciarra Brewer (Florida)	2015	Ind. Triple Jump	14.01m (SR)
Omar Craddock (Florida)	2013	Out. Triple Jump	16.92m (PR)
Marquis Dendy (Florida)	2015	Out. Triple Jump	17.71m [+2.4]
	2015	Out. Long Jump	8.43m [+2.3]
	2015	Ind. Triple Jump	17.37m (MR)
	2015	Ind. Long Jump	8.28m (SR)
	2014	Out. Triple Jump	17.05m [+3.1]
	2014	Out. Long Jump	8.00m [-0.9]
	2013	Ind. Long Jump	8.28m (SR)
Whitney Gipson (TCU)	2012	Out. Long Jump	6.82m [+2.4]
	2012	Ind. Long Jump	6.91m (CR)
Nicholas Gordon (Nebraska)	2009	Ind. Long Jump	8.03m
Dusty Jonas (Nebraska)	2008	Ind. High Jump	2.31m (SR)

CR - Collegiate Record; MR - Meet Record; SR - School Record; PR - Personal Record

## Men's NCAA Indoor & Outdoor Titles Since 2013

1. **Florida** ..... 11
2. Arkansas ..... 6
3. LSU ..... 5
- Texas Tech ..... 5
5. Akron ..... 4

## Men's NCAA Indoor & Outdoor Titles - Holloway Era (2003)

1. **Florida** ..... 18
2. Arkansas ..... 10
3. USC ..... 9
4. LSU ..... 8
5. Indiana ..... 7
- Kansas State ..... 7

## Men's NCAA Outdoor Titles Since 2013

1. **Florida** ..... 7
2. LSU ..... 3
3. Akron / Kansas State / Ole Miss ..... 2
- South Dakota / Texas A&M

## Men's NCAA Outdoor Titles Holloway Era (2003)

1. **Florida** ..... 10
2. Kansas State ..... 6
3. USC ..... 5
4. Florida State ..... 4
- LSU ..... 4
- Texas ..... 4

## Men's NCAA Outdoor Triple Jump Titles - Holloway Era (2003)

1. **Florida** ..... 7
2. Cornell ..... 2
- Texas A&M ..... 2
4. Auburn / BYU / Florida State / ..... 1
- Oklahoma / TCU / USC

## Men's SEC Indoor & Outdoor Titles Holloway Era (2003)

1. **Florida** ..... 37
2. Arkansas ..... 31
3. Tennessee ..... 14
4. Ole Miss ..... 13
5. LSU ..... 12

# HURDLES

## Coaches



**Mike Holloway**

- Men's Hurdles - 1996-Present
- Women's Hurdles - 2008-Present
- *Full Coaching History on pages 1-3*
- *Full sprints and relays coaching breakdown on pages 4-5*



**Adrain Mann (5 seasons)**

- Assistant Coach (Hurdles) - 2016-Present
- 2-time 400-meter Hurdles All-American (1999-2000) for the Gators
- 2000 U.S. Olympic Trials Qualifier
- Ranked No. 8 on UF's All-Time Outdoor Top 10 (400mH - 49.68)

## Coaching History

- *Miami (Fla.)* - Men's Assistant Coach - Hurdles/Sprints [2015]
- *Clemson* - Men's and Women's Assistant Coach - Hurdles/Sprints [2013-14]
- *LSU* - Volunteer Assistant Coach - Hurdles/Sprints [2008-12]

# 12.98

Grant Holloway **broke Renaldo Nehemiah's 40-year-old 110-meter hurdles collegiate record** of 13.00 seconds, as he won the 2019 NCAA Outdoor Championships with a time of 12.98 seconds.

Holloway's record-breaking race also made him the **only man in history** to win three consecutive indoor and outdoor high hurdles NCAA titles.



**Florida is the only school in history with multiple 400 hurdlers on the all-time collegiate top 10**

**Kerron Clement (left)**  
#2 - 47.56  
'04, '05 NCAA Champ

**Rickey Harris (right)**  
#9 - 48.16  
'02 NCAA Champ

**Eric Futch (below)**  
#12 - 48.32  
'16, '17 NCAA Champ



In 2016, Eric Futch and TJ Holmes (L to R) became the **2nd teammates in Division I history** to finish 1-2 in the 400-meter hurdles at NCAA Outdoors

Baylor's Bayano Kamani and Michael Smith (2001) are the only other pair to do it



# 47.56

Kerron Clement **broke Kevin Young's 17-year-old 400-meter hurdles collegiate record** of 47.85 to win the 2005 NCAA title. Clement's record stood for 13 years, and new collegiate record holder Rai Benjamin is the only other collegian to break 48.10 since 2005

# HURDLES



**No. 1 Grant Holloway**  
7.35 - 2019 NCAA's



**No. 6 Eddie Lovett**  
7.50 - 2013 NCAA's



**No. 6 Bridgette Owens**  
7.88 - 2015 NCAA's

Florida and Kentucky are the **only programs in history** with a men's and women's 60 hurdler ranked No. 6 or higher on the collegiate all-time top 10.

Holloway **broke Greg Foster's (1987), Allen Johnson's (2004), and Terrence Trammell's (2010) 60 hurdles American record** of 7.36 at the 2019 NCAA Indoor Championships. Holloway's time is the **fourth-fastest in indoor track and field history** and makes him the **No. 3 performer on the world all-time list**.

## 60, 110, 400 x3

Florida is the **only men's program in Division I history** with at least three NCAA titles in the 60-meter (4), 110-meter (5), and 400-meter hurdles (5)

### Hurdler Improvements Under Holloway

Gator	Event	High School PR	Florida PR
Grant Holloway	110mH	13.37	12.98 (CR)
Josh Walker	110mH	14.19	13.32
Chris Carswell	110mH	15.18	13.88
Skylar Ross-Ransom	100mH	13.59	13.11
Ugonna Ndu	100mH	14.17	13.14
Ryann McEnany	100mH	14.64	13.55
Kerron Clement	400mH	49.77	47.24
Rickey Harris	400mH	50.07	48.16
Eric Futch	400mH	50.24	48.18
TJ Holmes	400mH	50.61	48.44
Adrain Mann	400mH	52.83	49.38
Claudia Francis	400mH	DNR	55.55
Ugonna Ndu	400mH	59.35	56.12

### Men's NCAA Indoor & Outdoor Titles Since 1996

1. **Florida** ..... 14
2. South Carolina ..... 5
3. Washington State ..... 4
- USC ..... 4
- t-5. Alabama / Arkansas / Oregon ..... 3
- Tennessee

### All-Time Men's NCAA Indoor & Outdoor Titles

1. **Florida** ..... 14
- Southern California ..... 14
3. UCLA ..... 9
4. South Carolina ..... 7
- t-5. Auburn / Oregon ..... 6

### All-Time Men's NCAA Outdoor (110/400) Titles

1. USC ..... 14
2. **Florida** ..... 10
3. UCLA ..... 9
4. Auburn ..... 6
5. Four programs tied ..... 5

### Men's NCAA Outdoor (110/400) Titles Since 1996

1. **Florida** ..... 10
2. South Carolina ..... 5
3. USC ..... 4
- Washington State ..... 4
5. Five programs tied ..... 2

### All-Time Men's NCAA 400-Meter Hurdles Titles

1. **Florida** ..... 5
- Southern California ..... 5
3. Auburn ..... 4
- t-4. BYU / Iowa State / Kansas ..... 3
- UCLA / Washington State

### Men's NCAA 110-Meter Hurdles Titles Since 1996

1. **Florida** ..... 5
2. South Carolina ..... 3
- t-3. Alabama / Oregon / Texas A&M ..... 2

*Note: Hurdle title totals include 60mH, 110mH, and 400mH victories*



# DISTANCE

## Coaches



### Chris Solinsky (3 seasons)

- Assistant Coach (Distance / XC) - 2018-Present
- Former American record holder (10,000m)
- First non-African to break 27 minutes in the 10,000 meters
- Ran professionally for Nike
- 5-time NCAA champion; 14-time All-American
- 2007 NCAA Indoors champion (team)
- 2005 NCAA XC champion (team)
- *Alma mater*: University of Wisconsin ('07)

### Coaching History

- *William & Mary* - Head Coach - Men's Cross Country / Assistant Men's Track and Field Coach - Distance [2016-17]
- *William & Mary* - Assistant Coach - Distance [2014-16]
- *Portland* - Volunteer Assistant [2012-14]
- *Wisconsin* - Student Assistant [2007]

### Coaching Awards

- 2016 CAA Men's XC Coach of the Year

### Notable Achievements Under Solinsky

- Two 2019 SEC Outdoors champs (Imogen Barrett - 1,500 / Jessica Pascoe - 10k)
- 2018 SEC XC champion (Pascoe)
- First freshman SEC Outdoors 1,500 champion since 2006 (Barrett)
- Only freshmen qualifiers for 2019 NCAA Outdoors in the women's 800 (Gabrielle Wilkinson) and 1,500 (Barrett)
- Highest UF women's 5k finisher at NCAA Outdoors since 2008 (Pascoe - 9th)
- Two UF men's scorers in SEC Outdoors 1,500m for first time since at least 2005

**5**

Florida's 5 all-time women's indoor and outdoor 800 meters NCAA titles - all of which it won since 1990 - **are tied for the fourth-most in Division I history**

**9**

Florida's 9 all-time women's indoor and outdoor 800 meters, mile, and 1,500 meters titles are **tied for third in Division I history**, only trailing Wisconsin's 10 and Oregon's 11 since 1990



*Genevieve LaCaze captured three of her five career SEC titles at the 2012 SEC Outdoor Championships, winning the 1,500 meters, 3,000-meter steeplechase, and 5,000 meters*

*LaCaze's historic feats that week included:*

- **First woman in meet history to win the 1,500m, steeplechase, and 5k**
- **First of two women in meet history to win the 1,500 and 5k (Dominique Scott, Arkansas, 2015)**
- **Third-fastest winning 1,500m time in meet history (4:13.44)**

*LaCaze went on to run the steeple for Australia at the 2012 Olympics, and made both the steeple and 5k finals at the 2016 Olympics in Rio*

**12**

Florida's 12 all-time men's indoor mile SEC titles **are tied for the most in conference history**, with Arkansas being the only other league school with 12 such crowns

**43**

Florida's 43 all-time men's titles in current SEC Indoor and Outdoor distance events **rank second among conference programs**, trailing Arkansas' massive haul of 140

**9:10.48**

Cory McGee set the SEC Indoor Championships 3,000 meters record with her victory in 2014, and it stood until 2018, when Missouri's Karissa Schweizer broke it by almost 10 seconds. The time ranks No. 2 on UF's All-Time Indoor Top 10.



# FLORIDA™

## TRACK & FIELD

# WHERE WOMEN THRIVE

9

Florida's women hold **9 times** and marks on the indoor and outdoor collegiate All-Time Top 10 lists -- including Kyra Jefferson's outdoor 200 meters record -- since Coach Holloway took over in 2008

16

Florida's women have won **16 individual NCAA titles** since Coach Holloway took over the women's program in 2008

27

Florida's women have **broken 27 school records** in the 38 events contested at the NCAA Indoor and NCAA Outdoor Championships since Coach Holloway took over in 2008

## #TheHollowAY

Gator	Event	High School PR	Florida PR	Total Improvement
Shayla Sanders	100m	11.32	11.13	0.19 seconds
Kyra Jefferson	100m	11.72	11.17	0.55 seconds
<b>Kyra Jefferson</b>	<b>200m</b>	<b>23.53</b>	<b>22.02 (CR)</b>	<b>1.51 seconds</b>
Destinee Gause	200m	23.73	22.93	0.80 seconds
<b>Sharrika Barnett</b>	<b>400m</b>	<b>52.25</b>	<b>50.69 (SR)</b>	<b>1.56 seconds</b>
Taylor Manson (Jr.)	400m	53.21	51.84	1.37 seconds
Charlotte Browning	800m	2:08.48	2:02.52 (SR)	5.96 seconds
Imogen Barrett (So.)	1,500m	4:23.42	4:17.29	6.13 seconds
<b>Cory McGee</b>	<b>1,500m</b>	<b>4:25.66</b>	<b>4:06.67 (SR)</b>	<b>18.99 seconds</b>
<b>Jessica Pascoe (Sr.)</b>	<b>5,000m</b>	<b>16:53.20</b>	<b>15:34.76 (SR)</b>	<b>1 minute, 18.44 seconds</b>
<b>Agata Strausa</b>	<b>5,000m</b>	<b>16:27.23</b>	<b>15:58.15</b>	<b>29.08 seconds</b>
Genevieve LaCaze	3,000mSC	6:16.86 (2kSC)	9:37.90 (SR)	
Skylar Ross-Ransom	100mH	13.59	13.11	0.48 seconds
<b>Ugonna Ndu</b>	<b>100mH</b>	<b>14.17</b>	<b>13.14</b>	<b>1.03 seconds</b>
Ryann McEnany	100mH	14.64	13.55	1.09 seconds
Claudia Francis	400mH	DNR	55.55	
Ugonna Ndu	400mH	59.35	56.12	3.23 seconds
Nikki Stephens (Jr.)	400mH	DNR	57.21	
Liene Karsuma	HJ	5' 10"	6' 0.75"	2.75 inches
Yanis David	LJ	20' 5.75"	22' 5.25" (SR)	1 foot, 11.5 inches
<b>Darrielle McQueen</b>	<b>LJ</b>	<b>19' 0.25"</b>	<b>21' 10"</b>	<b>2 feet, 9.75 inches</b>
Yanis David	TJ	44' 9.5"	47' 1" (SR)	2 feet, 3.5 inches
<b>Ciarra Brewer</b>	<b>TJ</b>	<b>43' 4.25"</b>	<b>45' 11.75"</b>	<b>2 feet, 7.5 inches</b>
<b>Lloydricia Cameron</b>	<b>SP</b>	<b>49' 6"</b>	<b>57' 11.25"</b>	<b>8 feet, 5.25 inches</b>
Jontavia Dykes	DT	149' 9"	178' 11"	29 feet, 2 inches
<b>Evelien Dekkers</b>	<b>JT</b>	<b>165' 8"</b>	<b>193' 6" (SR)</b>	<b>27 feet, 10 inches</b>
Fawn Miller	JT	167' 2"	190' 8"	23 feet, 6 inches

# 2021 MEN'S INDOOR PERFORMANCE CHART

## 60 METERS

Top Collegian: Micah Williams, Oregon (6.49)  
School Record: Grant Holloway, 2019 (6.50)

6.57 (t-3rd)	Raymond Ekevwo	Tyson Invitational (2/12)
6.71 PR	Dedrick Vanover	South Carolina Invitational (2/6)
6.73 PR	Joseph Fahnbulleh	Tyson Invitational (2/12)
6.77	PJ Austin	South Carolina Invitational (2/6)
6.79	Tyler Davis	Tyson Invitational (2/12)
6.90	Jadon Maddux	South Carolina Invitational (2/6)
6.96	Cameron Mahorn	Tyson Invitational (2/12)

## 200 METERS

Top Collegian: Terrance Laird, LSU (20.28 - WL)  
School Record: John Capel, 2000 (20.26)

20.32 (2nd) PR	Joseph Fahnbulleh	SEC Championships (2/27)
20.79 (14th) PR	Tyler Davis	SEC Championships (2/26)
20.94	Ryan Willie	Tyson Invitational (2/13)
21.10	Dedrick Vanover	SEC Championships (2/26)
21.60	Cameron Mahorn	Tyson Invitational (2/13)

## 400 METERS

Top Collegian: Tyler Johnson, Ohio State (45.07)  
School Record: Kerron Clement, 2005 (44.57)

45.66 (12th)	Ryan Willie	SEC Championships (2/27)
46.88 PR	Ian Davis	SEC Championships (2/26)
47.14 PR	Denzel Villaman	SEC Championships (2/26)
47.97	Chantz Sawyers	Tyson Invitational (2/12)
48.94	Cole Johnson	Tyson Invitational (2/12)

## 800 METERS

Top Collegian: Charlie Hunter, Oregon (1:45.59)  
School Record: Andres Arroyo, 2016 (1:46.20)

1:50.47 PR	Jacob Miley	Tyson Invitational (2/13)
1:50.60 PR	Dehsay Fernandes	SEC Championships (2/26)
1:55.56 PR	Chase Ruskin	Carolina Challenge (1/23)
1:56.62	Dalton Brown	Carolina Challenge (1/23)

## MILE

Top Collegian: Cooper Teare, Oregon (3:50.39 - WL)  
School Record: Dumisane Hlaselo, 2011 (3:56.84)

4:10.95	Marshall Dillon	Tyson Invitational (2/13)
4:15:62	Hugh Brittenham	South Carolina Invitational (2/6)

## 3,000 METERS

Top Collegian: Cooper Teare, Oregon (7:46.10)  
School Record: Dan Middleman, 1992 (7:58.23)

8:24.10 PR	Caden Monk	Tyson Invitational (2/12)
------------	------------	---------------------------

## 5,000 METERS

Top Collegian: Conner Mantz, BYU (13:28.00 - WL)  
School Record: Mark Parrish, 2015 (13:41.87)

14:03.50 PR	Trevor Foley	Tyson Invitational (2/13)
-------------	--------------	---------------------------

## 60-METER HURDLES

Top Collegian: Trey Cunningham, Florida State (7.55)  
School Record: Grant Holloway, Florida, 2019 (7.35 - American Record; Collegiate Record; NCAA Championships Record)

8.25	Joey Stravato	Carolina Challenge (1/23)
------	---------------	---------------------------

## 4x300-METER RELAY

Top Collegian: N/A  
School Record: N/A

2:17.55 FR	Dedrick Vanover, Joseph Fahnbulleh, Tyler Davis, Cole Johnson	South Carolina Invitational (2/6)
------------	---	-----------------------------------

## 4x400-METER RELAY

Top Collegian: Tennessee(3:04.08 - WL)  
School Record: Kunle Fasasi, Grant Holloway, Chantz Sawyers, Benjamin Lobo Vedel, 2018 (3:01.43)

3:06.01 (7th)	Ryan Willie, Ian Davis, Denzel Villaman, Jacob Miley	SEC Championships (2/27)
---------------	--	--------------------------

3:09.76	Denzel Villaman, Ian Davis, Joseph Fahnbulleh, Jacob Miley	Carolina Challenge (1/23)
---------	--	---------------------------

3:26.12	Dedrick Vanover, Tyler Davis, Cameron Mahorn, Deshay Fernandes	Carolina Challenge (1/23)
---------	--	---------------------------

## DISTANCE MEDLEY RELAY

Top Collegian: Oregon (9:19.42)  
School Record: Abiola, Duncan, Joseph, Pastor, 2002 (9:32.84)

9:46.42	Marshall Dillon, Denzel Villaman, Deshay Fernandes, Caden Monk	SEC Championships (2/25)
---------	--	--------------------------

## HIGH JUMP

Top Collegian: JuVaughn Harrison, LSU (2.28m/7-5.75)  
School Record: David Furman, 2000 (2.30m/7-6.5)  
N/A

## LONG JUMP

Top Collegian: Isaac Grimes, Florida State (8.33m/27-4.0)  
School Record: Marquis Dendy, 2015 (8.28m/27-2.0)

7.95m/26-1 (7th) PR	PJ Austin	SEC Championships (2/26)
7.85m/25-9.25 (9th) PR	Malcolm Clemons	Carolina Challenge (1/23)
6.68m/21-11.0	Michael Holloway II	Carolina Challenge (1/23)

## TRIPLE JUMP

Top Collegian: Carey McLeod, Tennessee (17.17m/56-4)  
School Record: Marquis Dendy, 2015 (17.37m/57-0 - NCAA Champ. record)

16.08m/52-9.25 (t-13th) PR	Malcolm Clemons	SEC Championships (2/27)
16.08m/52-9.25 (t-13th) PR	Jonathan Miller	SEC Championships (2/27)

## SHOT PUT

Top Collegian: Turner Washington, Arizona State (21.85m/71-8.25)  
School Record: Stipe Zunic, 2015 (21.11m/69-3.25)

19.03m/62-3.75	Connor Bandel	Tyson Invitational (2/13)
----------------	---------------	---------------------------

## WEIGHT THROW

Top Collegian: Thomas Mardal, Florida (24.16m/79-3.25)  
School Record: Thomas Mardal, Florida (24.16m/79-3.25)

21.16m/79-3.75 (1st) PR	Thomas Mardal	SEC Championships (2/25)
-------------------------	---------------	--------------------------

# 2021 WOMEN'S INDOOR PERFORMANCE CHART

## 60 METERS

Top Collegian: Twanisha Terry, USC (7.13)

School Record: Shayla Sanders, 2016 (7.17)

7.21 (8th)	Samira Killebrew	SEC Championships (2/27)
7.56	Alexis Brown	Tyson Invitational (2/13)

## 200 METERS

Top Collegian: Abby Steiner, Kentucky (22.41)

School Record: Kyra Jefferson, 2015 (22.63 - CR)

22.94 (T-6th) PR	Talitha Diggs	Tyson Invitational (2/13)
23.50	Taylor Manson	Tyson Invitational (2/13)
23.57 PR	Semira Killebrew	SEC Championships (2/26)
25.14	Lauryn Ghee	Tyson Invitational (2/13)

## 400 METERS

Top Collegian: Athina M, Texas A&M (50.52)

School Record: Tiandra Ponteen, 2005 (50.91)

51.14 (2nd) PR	Talitha Diggs	SEC Championships (2/27)
51.82 (4th) PR	Taylor Manson	SEC Championships (2/27)
55.13	Sterling Lester	Tyson Invitational (2/12)

## 800 METERS

Top Collegian: Athina Mu, Texas A&M (1:58.40)

School Record: Hazel Clark, 1999 (2:01.77)

2:02.85 (7th) PR	Gabrielle Wilkinson	SEC Championships (2/27)
2:07.79 PR	Abbie Harrelson	SEC Championships (2/27)
2:16.73 Pent	Sterling Lester	SEC Championships (2/25)

## MILE

Top Collegian: Courtney Wayment, Colorado (4:30.47)

School Record: Charlotte Browning, 2010 (4:31.24)

4:38.12 PR	Imogen Barrett	SEC Championships (2/27)
5:08.28	Jordan Shapiro	Carolina Challenge (1/23)

## 3,000 METERS

Top Collegian: Courtney Wayment, BYU (8:54.90)

School Record: Shelly Steely, 1985 (9:09.02)

N/A

## 5,000 METERS

Top Collegian: Katie Izzo, Arkansas (15:36.22 - WL)

School Record: Jessica Pascoe, 2018 (15:34.76)

N/A

## 60-METER HURDLES

Top Collegian: Chanel Brissett, Texas (7.89)

School Record: Bridgette Owens, 2015 (7.88)

7.96 (3rd)	Grace Stark	Tyson Invitational (2/12)
8.57 Pent	Sterling Lester	SEC Championships (2/25)

## 4x400-METER RELAY

Top Collegian: Texas A&M (3:26.27 - WL)

School Record: Brandee Johnson, Taylor Manson, Lauryn Ghee, Sharrika Barnett, 2018 (3:29.41)

3:31.75 (6th)	Taylor Manson, Talitha Diggs	SEC Championships (2/27)
	Sterling Lester, Lauryn Ghee	

3:34.02 (16th)	Taylor Manson, Talitha Diggs	Tyson Invitational (2/13)
	Sterling Lester, Donisha Anderson	

## DISTANCE MEDLEY RELAY

Top Collegian: Arkansas (10:53.77)

School Record: Agata Strausa, Ebony Eutsey, Shelby Hayes, Cory McGee, 2012 (10:58.77)

11:00.31 (6th)	Gabrielle Wilkinson, Lauryn Ghee	SEC Championships (2/26)
	Abbie Harrelson, Imogen Barrett	

11:09.82 (16th)	Gabrielle Wilkinson, Talitha Diggs	Tyson Invitational (2/12)
	Abbie Harrelson, Imogen Barrett	

## HIGH JUMP

Top Collegian: Tyra Gittens, Texas A&M (1.91m/6-3.25)

School Record: Taylor Burke, 2014 (1.87m/6-1.5)

1.68m/5-6 Pent PR	Sterling Lester	SEC Championships (2/25)
-------------------	-----------------	--------------------------

## LONG JUMP

Top Collegian: Ruth Usoro, Texas Tech (6.82m/22-4.50)

School Record: Shara Proctor, 2010 (6.67m/21-10.75)

6.34m/20-9.75 (15th) PR	Claire Bryant	SEC Championships (2/26)
6.14m/20-1.75 PR	Alexis Brown	SEC Championships (2/26)
6.14m/20-1.75	Kala Penn	Carolina Challenge (1/23)
5.80m/19-0.50 Pent	Sterling Lester	SEC Championships (2/25)

## TRIPLE JUMP

Top Collegian: Ruth Usoro, Texas Tech (14.32m/47-1.50)

School Record: Yanis David, 2018 (14.11m/46-3.5)

13.45m/47-1.50 (11th)	Natricia Hooper	SEC Championships (2/27)
13.41m/44-0 (13th) PR	Kala Penn	South Carolina Invitational (2/6)
11.91m/39-1	Alissa Braxton	Carolina Challenge (1/23)

## SHOT PUT

Top Collegian: Samantha Noennig, Arizona (18.25m/59-10.50)

School Record: Mariam Kevkhishvili, 2010 (18.59m/61-0)

16.56m/54-4 PR	Thea Jensen	SEC Championships (2/27)
11.17m/36-7.75 Pent	Sterling Lester	SEC Championships (2/25)

## WEIGHT THROW

Top Collegian: Jasmine Mitchell, Ole Miss (23.24m/76-3)

School Record: Candice Scott, 2005 (24.21m/79-5.25)

N/A

## PENTATHLON

Top Collegian: Tyra Gittens, Texas A&M (4,612 points)

School Record: Brittany Harrell, 2014 (4,287 points)

4,095 points (7th) PR	Sterling Lester	SEC Championships (2/25)
-----------------------	-----------------	--------------------------

WL - World Leader

(X) - NCAA Ranking

CR - Collegiate Record

SR - School Record

MR - Meet Record

FR - Facility Record

PR - Personal Record

C - Converted Time



# MEN'S INDOOR ALL-TIME TOP 10



## 60 Meters

1. Grant Holloway	6.50	2019 NCAA Championships (3/9)
2. Jeff Demps	6.52	2012 NCAA Championships (3/9)
3. <b>Raymond Ekevwo</b>	<b>6.53</b>	<b>2020 Razorback Invitational (2/1)</b>
4. Hakim Sani Brown	6.54	2019 NCAA Championships (3/8)
5. Terrell Wilks	6.59	2011 Virginia Tech Qualifier (3/5)
6. Hugh Graham, Jr.	6.60	2015 SEC Championships (2/27)
Antwan Wright	6.60	2014 NCAA Championships (3/14)
8. Ryan Clark	6.61	2019 NCAA Championships (3/9)
10. Jeremy Hall	6.62	2010 Virginia Tech Qualifier (3/6)
Ahmad Jasmine	6.62	2003 NCAA Championships (3/14)
John Capel	6.62	1999 NCAA Championships (3/5)

## 60-Meter Hurdles

1. Grant Holloway	7.35	2019 NCAA Championships (3/9)
2. Eddie Lovett	7.50	2013 NCAA Championships (3/9)
3. Cory Poole	7.66	2020 Tiger Paw Invitational (2/14)
Josh Walker	7.66	2005 NCAA Championships (3/11)
5. Yanick Hart	7.71	2016 SEC Championships (2/27)
6. Dennis Martin	7.76	2009 Virginia Tech Qualifier (3/7)
Stephen Jones	7.76	2000 NCAA Championships (3/10)
8. T.J. Nelson	7.79	1999 Virginia Tech Invitational (2/6)
9. Kerron Clement	7.80	2004 SEC Championships (2/28)
10. Kallinka Pitt	7.81	2009 SEC Championships (2/28)

## 200 Meters

1. John Capel	20.26	2000 NCAA Championships (3/10)
2. <b>Joseph Fahnbulleh</b>	<b>20.32</b>	<b>2021 SEC Championships (2/27)</b>
3. Dedric Dukes	20.34	2014 NCAA Championships (3/14)
4. Kerron Clement	20.40	2005 SEC Championships (2/27)
5. Arman Hall	20.55	2014 NCAA Championships (3/14)
6. Kyle Farmer	20.57	2004 NCAA Championships (3/13)
7. Tony McQuay	20.61	2011 SEC Championships (2/27)
8. Willie Perry	20.62	2006 NCAA Championships (3/10)
9. Calvin Smith	20.67	2010 NCAA Championships (3/12)
10. Ryan Clark	20.69	2019 SEC Championships (2/23)
Grant Holloway	20.69	2019 Clemson Invitational (1/19)

## 400 Meters

1. Kerron Clement	44.57	2005 NCAA Championships (3/12)
2. Tony McQuay	45.21	2011 SEC Championships (2/27)
3. Arman Hall	45.28	2014 SEC Championships (3/1)
4. Najee Glass	45.34	2015 Razorback Invitational (1/31)
5. <b>Kunle Fasasi</b>	<b>45.57</b>	<b>2017 NCAA Championships (3/10)</b>
6. Calvin Smith	45.61	2010 SEC Championships (2/28)
7. <b>Ryan Willie</b>	<b>45.66</b>	<b>2021 SEC Championships (2/27)</b>
8. Hugh Graham, Jr.	45.67	2013 SEC Championships (2/24)
9. Rickey Harris	45.78	2001 NCAA Championships (3/10)
10. Tyrone Kemp	45.78	2-24-90

## 800 Meters

1. Andres Arroyo	1:46.20	2016 SEC Championships (2/27)
2. Mark Everett	1:46.28	1990 SEC Championships (2/24)
3. Sean Obinwa	1:47.22	2012 Texas A&M Challenge (1/28)
4. Ryan Schnulle	1:47.29	2015 Iowa State Classic (2/14)
5. Scott Peters	1:47.44	1992 NCAA Championships (3/14)
6. Moise Joseph	1:47.78	2001 NCAA Championships (3/10)
7. Carlos Phillips	1:47.89	2008 Iowa State Classic (2/16)
8. Jeremy Stallings	1:48.06	1996 NCAA Championships (3/9)
9. Stephen Adderley	1:48.70	2-8-92
10. Justin Pacifico	1:49.13	2020 SEC Championships (2/28)

## Mile

1. Dumisane Hlaselo	3:56.84	2011 FloTrack Husky Classic (2/12)
2. Wesley Maiyo	4:00.34	1977
3. Andrzej Jakubiec	4:00.68	2-11-95
4. Shane Stroup	4:01.21	2006 SEC Championships (2/26)
5. Jeff Pigg	4:01.79	3-1-86
6. Tom Nohilly	4:01.94	2-25-89
7. Steve Zieminski	4:02.06	2005 Florida Last Chance (3/3)
8. Jack Guyton	4:02.37	2017 Commodore Invitational (1/14)
9. Chris Duncan	4:02.75	2002 Gator Invitational (2/10)
10. Justin Taylor	4:03.31	2010 Alex Wilson Invitational (3/6)

## 3,000 Meters

1. Dan Middleman	7:58.23	2-22-92
2. Mark Parrish	7:59.72	2014 Razorback Invitational (2/1)
3. Keith Brantley	8:00.04	1982
4. Dumisane Hlaselo	8:00.43	2011 SEC Championships (2/26)
5. Jimmy Clark	8:05.75	2015 Rod McCravy Memorial (1/24)
6. Steve Zieminski	8:08.01	2005 SEC Championships (2/26)
7. Mike Williams	8:09.19	3-4-93
8. Mike Mykytok	8:09.41	2-8-92
9. Mark Sheehan	8:09.64	1983
10. Henok Lechebo	8:10.46	2005 Iowa State Classic (2/12)

## 5,000 Meters

1. Mark Parrish	13:41.87	2015 Iowa State Classic (2/13)
2. Jimmy Clark	13:53.34	2016 Iowa State Classic (2/12)
3. Mike Mykytok	13:59.52	1994 NCAA Championships (3/11)
4. Dan Middleman	13:59.53	3-1-92
5. <b>Trevor Foley</b>	<b>14:03.50</b>	<b>2021 Tyson Invitational (2/13)</b>
6. Mike Bilyeu	14:05.56	1-22-88
7. Eddie Garcia	14:06.17	2016 Iowa State Classic (2/12)
8. Josh Izewski	14:06.67	2013 SEC Championships (2/24)
9. Keith Brantley	14:08.81	2-27-82
10. Jeremy Criscione	14:09.05	2009 Tyson Invitational (2/14)

## 4x400-Meter Relay

1. Kunle Fasasi, 3:01.43	2018 NCAA Championships (3/10)
Grant Holloway, <b>Chantz Sawyers</b> , Benjamin Lobo Vedel	
2. Kunle Fasasi, 3:02.73	2017 SEC Championships (2/25)
Grant Holloway, Eric Futch, TJ Holmes	
3. Benjamin Lobo Vedel, 3:03.17	2019 Tyson Invitational (2/9)
Grant Holloway, Cory Poole, <b>Chantz Sawyers</b>	
4. Najee Glass, 3:03.50	2014 SEC Championships (3/1)
Hugh Graham Jr., Dedric Dukes, Arman Hall	
5. Sekou Clarke, 3:03.51	2005 NCAA Championships (3/12)
Bernard Middleton, Stefan Pastor, Kerron Clement	
6. Kunle Fasasi, 3:03.52	2017 NCAA Championships (3/11)
Grant Holloway, Eric Futch, Ryan Clark	
7. Eric Futch, 3:04.02	2016 SEC Championships (2/27)
Kunle Fasasi, Najee Glass, Arman Hall	
8. Najee Glass, 3:04.22	2015 Rod McCravy Memorial (1/24)
Hugh Graham Jr., Nick Uruburu, Arman Hall	
9. Najee Glass, 3:04.28	2015 SEC Championships (2/28)
Dedric Dukes, Nick Uruburu, Arman Hall	
10. Najee Glass, 3:04.31	2013 SEC Championships (2/24)
Hugh Graham Jr., Leonardo Seymore, Dedric Dukes	





# MEN'S INDOOR ALL-TIME TOP 10



## Distance Medley Relay

1.	Ali Abiola, 9:32.84	2002 Alex Wilson Invitational (3/1)
	Chris Duncan, Moise Joseph, Stefan Pastor	
2.	9:33.86	1-29-95
3.	Moise Joseph, 9:34.51	2001 NCAA Championships (3/9)
	Ali Abiola, Geno White, Chris Duncan	
4.	Andres Arroyo, 9:36.44	2015 Rod McCravy Memorial (1/23)
	Nick Uruburu, Ryan Schnulle, Mark Parrish	
5.	Shane Stroup, 9:37.11	2004 Florida Fast Times (3/6)
	Kerron Clement, Moise Joseph, Steve Zieminski	
6.	Tyler Cardillo, 9:38.95	2012 Texas A&M Challenge (1/27)
	Hugh Graham Jr., Sean Obinwa, Matt Mizereck	
7.	9:39.03	3-2-01
8.	9:39.42	2-13-94
9.	Sam Ahrenholz, 9:39.49	2018 UCS Invitational (2/16)
	Kyren Hollis, Justin Pacifico, Jack Guyton	
10.	Sam Ahrenholz, 9:40.05	2018 Razorback Invitational (1/26)
	Benjamin Lobo Vedel, Justin Pacifico, Jack Guyton	
	Courtney Chambers 9:40.05	2000 Iowa State Classic (2/12)
	Geno White, Ali Abiola, Chris Duncan	

## High Jump

1.	David Furman 2.30m/7-6.5	2000 Florida Intercollegiate (1/16)
2.	Mike Morrison 2.27m/7-5.25	2006 SEC Championships (2/26)
	Jim Pringle 2.27m/7-5.25	1-12-80
4.	Joe Squittieri 2.26m/7-5	2003 SEC Championships (2/28)
5.	<b>Clayton Brown 2.25m/7-4.5</b>	<b>2017 Orange &amp; Purple Classic (1/7)</b>
6.	Dwight Barbiasz 2.23m/7-3.75	2012 Virginia Tech Elite (2/4)
7.	Jhonny Victor 2.22m/7-3.25	2019 SEC Championships (2/22)
	Frankie Hammond 2.22m/7-3.25	2012 SEC Championships (2/25)
9.	Dedric Jones 2.21m/7-3	1-19-92
10.	Matt Vincent 2.19m/7-2.25	2003 Florida Intercollegiate (1/18)

## Long Jump

1.	Marquis Dendy 8.28m/27-2	2015 NCAA Championships (3/13)
2.	Grant Holloway 8.13m/26-8.25	2018 NCAA Championships (3/9)
	Dion Bentley 8.13m/26-8.25	2-5-93
4.	Will Claye 8.04m/26-4.5	2011 NCAA Championships (3/11)
	KeAndre Bates 8.04m/26-4.5	2017 NCAA Championships (3/10)
6.	Christian Taylor 8.02m/26-3.75	2009 Tyson Invitational (2/14)
7.	Dominick Millner 8.01m/26-3.5	2-28-98
8.	Maurice Lewis 8.00m/26-3	2000 Gator Invitational (2/6)
9.	<b>PJ Austin 7.95m/26-1</b>	<b>2021 SEC Championships (2/26)</b>
10.	Mike Morrison 7.87m/25-10	2006 NCAA Championships (3/10)

## Triple Jump

1.	Marquis Dendy 17.37m/57-0	2015 NCAA Championships (3/14)
2.	Christian Taylor 17.36m/56-11.5	2011 SEC Championships (2/27)
3.	Will Claye 17.32m/56-10	2011 NCAA Championships (3/12)
4.	KeAndre Bates 16.81m/55-2	2017 SEC Championships (2/25)
5.	Omar Craddock 16.80m/55-1.5	2013 NCAA Championships (3/9)
6.	<b>Clayton Brown 16.58m/54-6</b>	<b>2017 SEC Championships (2/25)</b>
7.	Shawn Akridge 16.26m/53-4	1987
8.	Lester Scruggs 16.13m/52-11.25	2-9-85
9.	<b>Jonathan Miller 16.08m/52-9.25</b>	<b>2021 SEC Championships (2/25)</b>
	<b>Malcolm Clemons 16.08m/52-9.25</b>	<b>2021 SEC Championships (2/25)</b>

## Pole Vault

1.	Mike Holloway 5.60m/18-4.5	1992 NCAA Championships (3/14)
2.	Aaron Owens 5.40m/17-8.5	2017 Tyson Invitational (2/10)
	Paul Condron 5.40m/17-8.5	2003 Tyson Invitational (2/14)
	Brian DaCunha 5.40m/17-8.5	2003 SEC Challenge (1/25)
5.	Chip Heuser 5.35m/17-6.5	2004 Gator Invitational (2/1)
	David Watson 5.35m/17-6.5	3-9-86
7.	Steve Ott 5.26m/17-3	2-14-88
8.	Steve Hill 5.25m/17-2.75	2-9-97
9.	Michael Hissam 5.21m/17-1	2000 Florida Fast Times (3/2)
10.	Jared Watkins 5.20m/17-0.75	2014 Virginia Tech Elite (2/7)
	Mike Morrison 5.20m/17-0.75	2007 Rod McCravy Memorial (1/20)
	Erik Noaksson 5.20m/17-0.75	3-4-94

## Shot Put

1.	Stipe Zunic 21.11m/69-3.25	2015 NCAA Championships (3/14)
2.	Kemal Mesic 20.44m/67-0.75	2012 Texas A&M Challenge (1/28)
3.	<b>Connor Bandel 19.67m/64-6.5</b>	<b>2020 SEC Championships (2/28)</b>
4.	Wes Stockbarger 19.44m/63-9.5	2-14-07
5.	Dwight Johnson 19.23m/63-1.25	2-8-92
6.	Matt Simson 19.17m/62-10.75	2-26-94
7.	Doc Luckie 18.91m/62-0.5	1979
8.	John Turco 18.78m/61-7.5	2-16-86
9.	Beau Burroughs 18.53m/60-9.5	2008 SEC Championships (3/2)
10.	Jeff Rubenstein 18.33m/60-1.75	2003 SEC Championships (2/28)

## Weight Throw

1.	<b>Thomas Mardal 24.16m/79-3.75</b>	<b>2021 SEC Championships (2/25)</b>
2.	AJ McFarland 23.35m/76-7.25	2019 SEC Championships (2/23)
3.	Jeremy Postin 21.60m/70-10.5	2012 Virginia Tech Qualifier (3/3)
4.	David Triassi 21.59m/70-10	2013 SEC Championships (2/23)
5.	Anders Eriksson 21.17m/69-5.5	2018 SEC Championships (2/24)
6.	Antonio Emperor 20.86m/68-5.25	2004 Florida Fast Times (3/6)
7.	Kyle Strawn 20.05m/65-9.5	2015 Virginia Tech Elite (2/6)
8.	David Levin 19.27m/63-2.75	2014 Texas A&M Invitational (2/15)
9.	Brian Woessner 18.92m/62-1	2000 Gator Invitational (2/6)
10.	Paul Szawranskyj 18.39m/60-4	2-29-96

## Heptathlon

1.	Gray Horn 5,971	2012 Texas A&M Challenge
2.	Mike Morrison 5,792	2008 NCAA Championships
3.	Stefan Hommel 5,507	2008 United Heritage Invitational
4.	Kayne Dakoski 5,273	2006 SEC Championships
5.	Kurt Lee 5,123	2008 SEC Championships



# WOMEN'S INDOOR ALL-TIME TOP 10



## 60 Meters

1. Shayla Sanders	7.17	2016 Razorback Invitational (1/30)
2. <b>Semira Killebrew</b>	<b>7.19</b>	<b>2020 Tiger Paw Invitational (2/14)</b>
3. Lakecia Ealey	7.23	2008 NCAA Championships (3/15)
4. Alishea Usery	7.29	2010 NCAA Championships (3/12)
5. Niki Benjamin	7.30	2001 NCAA Championships (3/9)
6. Kyra Jefferson	7.33	2016 Razorback Invitational (1/30)
7. Ebony Shotwell	7.34	2002 NCAA Championships (3/8)
8. Darshay Davis	7.35	2012 Virginia Tech Qualifier (3/3)
9. Destinee Gause	7.37	2013 Frank Sevigne Husker Invite (2/1)
10. Robin Reynolds	7.38	2016 Razorback Invitational (1/30)

## 60-Meter Hurdles

1. Bridgette Owens	7.88	2015 NCAA Championships (3/14)
2. <b>Grace Stark</b>	<b>7.91</b>	<b>2020 SEC Championships (2/29)</b>
3. Andrea Bliss	8.17	2004 SEC Championships (2/28)
4. Skylar Ross-Ransom	8.18	2016 Rod McCravy Memorial (1/23)
5. <b>Brandee' Johnson</b>	<b>8.21</b>	<b>2020 Tiger Paw Invitational (2/14)</b>
6. Ugonna Ndu	8.31	2013 SEC Championships (2/24)
7. Timetria Mitchell	8.34	2017 Hokie Invitational (1/20)
8. Ryann McEnany	8.40	2017 Razorback Invitational (1/28)
9. Lorraine Graham	8.44	2013 SEC Championships (2/22)
10. Michelle Mundy	8.46	2000 Penn State Qualifier (2/11)

## 200 Meters

1. Kyra Jefferson	22.63	2015 NCAA Championships (3/14)
2. <b>Talitha Diggs</b>	<b>22.94</b>	<b>2021 Tyson Invitational (2/13)</b>
3. Robin Reynolds	23.10	2016 Tyson Invitational (2/13)
4. Natalie Knight	23.14	2008 NCAA Championships (3/14)
5. Destinee Gause	23.22	2015 Tyson Invitational (2/14)
6. Nadine Palmer	23.23	2007 NCAA Championships (3/9)
7. Shayla Sanders	23.27	2014 NCAA Championships (3/14)
8. Amber Robinson	23.35	2002 NCAA Championships (3/8)
9. Anita Howard	23.44	1989 NCAA Championships (3/11)
10. Kisha Jett	23.45	2-21-97

## 400 Meters

1. Tiandra Ponteen	50.91	2005 NCAA Championships (3/12)
2. Sharrika Barnett	51.07	2018 NCAA Championships (3/10)
3. <b>Talitha Diggs</b>	<b>51.14</b>	<b>2021 SEC Championships (2/27)</b>
4. Novlene Williams	51.55	2004 SEC Championships (2/29)
5. Robin Reynolds	51.77	2014 SEC Championships (3/1)
6. <b>Taylor Manson</b>	<b>51.82</b>	<b>2021 SEC Championships (2/27)</b>
7. Kyra Jefferson	52.00	2015 SEC Championships (2/27)
8. <b>Doneisha Anderson</b>	<b>52.06</b>	<b>2020 Tiger Paw Invitational (2/14)</b>
9. Claudia Francis	52.39	2016 Tyson Invitational (2/13)
10. Faith Rein	52.41	2003 NCAA Championships (3/14)

## 800 Meters

1. Hazel Clark	2:01.77	1999 NCAA Championships (3/6)
2. <b>Gabrielle Wilkinson</b>	<b>2:02.85</b>	<b>2021 SEC Championships (2/27)</b>
3. Claudia Francis	2:04.39	2015 SEC Championships (2/27)
4. Nekita Beasley	2:04.45	1992 SEC Championships (2/23)
5. Kristina Bratton	2:04.79	2002 SEC East Meet (1/26)
6. Melissa DeLeon	2:05.29	2002 SEC East Meet (1/26)
7. Kamille Bratton	2:05.44	2004 SEC Championships (2/28)
8. Charlotte Browning	2:05.50	2010 Jimmy Carnes Invitational (1/30)
9. Tameika Grizzle	2:05.95	2000 SEC Championships (2/27)
10. Lorain McKenzie	2:06.00	2008 Iowa State Classic (2/16)

## Mile

1. Charlotte Browning	4:31.24	2010 Husky Classic (2/13)
2. Cory McGee	4:32.10	2013 Husky Classic (2/9)
3. Becki Wells	4:33.04	1997 NCAA Championships (3/8)
4. Agata Strausa	4:36.39	2012 SEC Championships (2/26)
5. Becky Greene	4:38.03	2014 Husky Classic (2/15)
6. <b>Imogen Barrett</b>	<b>4:38.12</b>	<b>2021 SEC Championships (2/27)</b>
7. Taylor Tubbs	4:41.43	2016 SEC Championships (2/27)
8. Kim Fisher	4:41.99	1-21-99
9. Marny Westphal	4:42.03	1993 NCAA Championships (3/13)
10. Shelby Hayes	4:42.05	2012 FloTrack Husky Classic (2/11)

## 3,000 Meters

1. Shelly Steely	9:09.02	1-27-85
2. Cory McGee	9:10.48	2014 SEC Championships (2/28)
3. Agata Strausa	9:15.70	2014 SEC Championships (2/28)
4. Beth Farmer	9:18.37	1984 NCAA Championships (3/9)
5. Becky Greene	9:18.44	2014 Rod McCravy Memorial (1/25)
6. Coralena Velsen	9:19.61	1993 NCAA Championships (3/13)
7. Joan Hammeren	9:20.10	2-7-87
8. Taylor Tubbs	9:21.36	2017 Razorback Invitational (1/28)
9. <b>Jessica Pascoe</b>	<b>9:21.72</b>	<b>2019 Iowa State Classic (2/8)</b>
10. Charlotte Browning	9:21.77	2010 SEC Championships (2/27)

## 5,000 Meters

1. <b>Jessica Pascoe</b>	<b>15:34.76</b>	<b>2018 BU Season Opener (12/1)</b>
2. Rebecca Lowe	15:59.46	2010 Husky Invitational (2/12)
3. Taylor Tubbs	16:13.08	2017 Iowa State Classic (2/10)
4. Florence Ngetich	16:15.18	2012 FloTrack Husky Classic (2/10)
5. Tricia Clifford	16:24.40	2-28-87
6. Genevieve LaCaze	16:26.81	2009 Alex Wilson Invitational (3/6)
7. Callie Cooper	16:30.66	2013 Husky Classic (2/8)
8. Beth Farmer	16:31.70	1-27-85
9. Morgan Hull	16:36.71	2019 Iowa State Classic (2/8)
10. Jacy Kruzel	16:40.79	2008 SEC Championships (3/2)

## 4x400-Meter Relay

1. <b>Brandee' Johnson,</b>	<b>3:29.41</b>	<b>2018 NCAA Championships (3/10)</b>
<b>Taylor Manson, Lauryn Ghee,</b>		<b>Sharrika Barnett</b>
2. <b>Taylor Manson,</b>	<b>3:29.57</b>	<b>2019 SEC Championships (2/23)</b>
<b>Nikki Stephens, Sharrika Barnett, Doneisha Anderson</b>		
3. Robin Reynolds,	3:29.58	2015 Rod McCravy Memorial (1/24)
Destinee Gause, Kyra Jefferson, Claudia Francis		
4. Robin Reynolds,	3:30.16	2014 SEC Championships (3/1)
Destinee Gause, Kyra Jefferson, Ebony Eutsey		
5. Robin Reynolds,	3:30.51	2016 Rod McCravy Memorial (1/23)
Kyra Jefferson, Taylor Sharpe, Claudia Francis		
6. Tiandra Ponteen,	3:31.00	2004 SEC Championships (2/29)
Kristina Bratton, Andrea Bliss, Novlene Williams		
7. Taylor Sharpe,	3:31.17	2018 Clemson Invitational (1/20)
<b>Taylor Manson, Lauryn Ghee,</b>		<b>Sharrika Barnett</b>
8. Ebony Eutsey,	3:31.54	2013 NCAA Championships (3/9)
Destinee Gause, Robin Reynolds, Lanie Whittaker		
9. Lanie Whittaker,	3:31.68	2013 Razorback Invitational (1/26)
Destinee Gause, Kyra Jefferson, Ebony Eutsey		
10. <b>Taylor Manson,</b>	<b>3:31.75</b>	<b>2021 SEC Championships (2/27)</b>
<b>Talitha Diggs, Sterling Lester, Lauryn Ghee</b>		



# WOMEN'S INDOOR ALL-TIME TOP 10



## Distance Medley Relay

1. Agata Strausa, 10:58.77 2012 Columbia Last Chance (3/2)  
Ebony Eutsey, Shelby Hayes, Cory McGee
2. Becky Greene, 11:00.16 2014 Rod McCravy Memorial (1/24)  
Ebony Eutsey, Agata Strausa, Cory McGee
3. **Gabrielle Wilkinson, 11:00.31 2021 SEC Championships (2/25)**  
**Laurn Ghee, Abbie Harrelson, Imogen Barrett**
4. **Imogen Barrett, 11:04.00 2020 Razorback Invitational (2/1)**  
**Doneisha Anderson, Abbie Harrelson, Jessica Pascoe**
5. Genevieve LaCaze, 11:04.53 2012 Texas A&M Challenge (1/27)  
Ebony Eutsey, Shelby Hayes, Cory McGee
6. Becky Greene, 11:08.11 2014 SEC Championships (3/1)  
Loreal Curtis, Agata Strausa, Cory McGee
7. Becky Greene, 11:08.19 2015 Rod McCravy Memorial (1/23)  
Robin Reynolds, Claudia Francis, Taylor Tubbs
8. **Gabrielle Wilkinson, 11:09.82 2021 Tyson Invitational (2/13)**  
**Talitha Diggs, Abbie Harrelson, Imogen Barrett**
9. 11:10.35 1997 NCAA Championships (3/8)
10. Genevieve LaCaze, 11:11.92 2011 New Balance Collegiate (2/4)  
Ebony Eutsey, Shelby Hayes, Cory McGee

## High Jump

1. Taylor Burke 1.87m/6-1.5 2014 SEC Championships (3/1)
2. Liene Karsuma 1.85m/6-0.75 2008 Arkansas Last Chance (3/7)  
Maria Galloni 1.85m/6-0.75 2-23-92
4. Krystle Moss 1.83m/6-0 2004 Tyson Invitational (2/13)
5. Amanda Froeynes 1.79m/5-10.5 2019 SEC Championships (2/22)  
Kathy Kilar 1.79m/5-10.5 2000 SEC Championships (2/26)  
Heidi Mann 1.79m/5-10.5 2-3-85
8. Brittany Harrell 1.76m/5-9.25 2014 NCAA Championships (3/15)  
Jerlene Cummings 1.76m/5-9.25 2-23-85  
Lori Carroll 1.76m/5-9.25 2-3-85

## Long Jump

1. Shara Proctor 6.67m/21-10.75 2010 Virginia Tech Elite (2/5)
2. Darrielle McQueen 6.51m/21-4.25 2018 SEC Championships (2/24)
3. Yanis David 6.49m/21-3.5 2018 SEC Championships (2/24)
4. Keyon Soley 6.39m/20-11.75 2001 SEC Quad (1/19)
5. Robin Reynolds 6.38m/20-11.25 2014 UAB Blazer Invitational (1/10)
6. **Claire Bryant 6.34m/20-9.75 2021 SEC Championships (2/27)**  
Dionne Rose 6.34m/20-9.75 2-22-92
7. Jernae Wright 6.32m/20-9 1998 NCAA Championships (3/13)
8. Kim Schofield 6.31m/20-8.5 2-21-82
10. Shonnell Ferguson 6.24m/20-5.75 1980

## Triple Jump

1. Yanis David 14.11m/46-3.5 2018 SEC Championships (2/25)
2. Ciarra Brewer 14.01m/45-11.75 2015 NCAA Championships (3/14)
3. Shara Proctor 13.88m/45-6.5 2010 Virginia Tech Elite (2/6)
4. Darrielle McQueen 13.61m/44-8 2016 SEC Championships (2/27)
5. **Natricia Hooper 13.53m/44-4.75 2019 SEC Championships (2/23)**
6. **Kala Penn 13.41m/44-0 2021 South Carolina Invitational (2/6)**
7. Leah Kirklin 13.40m/43-11.75 1992 NCAA Championships (3/14)
8. Asa Garcia 13.18m/43-3 2019 Hokie Invitational (1/18)
9. Yolanda Thompson 13.11m/43-0.25 2001 Gator Invitational (2/3)
10. Gissell Warner 12.97m/42-6.75 2015 Tyson Invitational (2/14)

## Pole Vault

1. Natalie Moser 4.30m/14-1.25 2007 NCAA Championships (3/10)
2. Megan Westfall 4.15m/13-7.25 2002 NCAA Championships (3/8)
3. Chleo Canino 4.09m/13-5 2005 Florida Last Chance (3/3)
4. Laura Hawkins 4.00m/13-1.5 2001 SEC Championships (2/25)
5. Daisy Glasser 3.95m/12-11.5 2011 SEC Championships (2/27)  
Dara Altman 3.95m/12-11.5 2006 Pepsi Invitational (2/5)  
Andrea Salzano 3.95m/12-11.5 2003 SEC Challenge (1/25)  
Stephanie Hood 3.95m/12-11.5 2002 SEC Championships (2/24)
9. Caitlin Schuessler 3.85m/12-7.5 2013 SEC Championships (2/23)  
Lori Bowen 3.85m/12-7.5 2008 Rod McCravy Memorial (2/1)  
Chandra Lacombe 3.85m/12-7.5 2005 Gator Invitational (2/6)

## Shot Put

1. Mariam Kevkhishvili 18.59m/61-0 2010 NCAA Championships (3/13)
2. Kim Barrett 17.81m/58-5.25 2004 SEC Championships (2/29)
3. Liz Wanless 17.80m/58-4.75 2005 Florida Last Chance (3/3)
4. Lloydricia Cameron 17.65m/57-11 2018 SEC Championships (2/24)  
Candice Scott 17.65m/57-11 2005 NCAA Championships (3/11)
6. Karen Freberg 16.90m/55-5.5 2004 NCAA Championships (3/13)
7. Keely Medeiros 16.83m/55-2.75 2010 Virginia Tech Qualifier (3/6)
8. Kristin Heaston 16.79m/55-1 1998 NCAA Championships (3/13)
9. Akera Lathan 16.76m/55-0 2004 Hoosier Hills (2/20)
10. **Thea Jensen 16.56m/54-4 2021 SEC Championships (2/27)**

## Weight Throw


1. Candice Scott 24.21m/79-5.25 2005 SEC Championships (2/27)
2. Kim Barrett 22.95m/75-3.5 2004 NCAA Championships (3/12)
3. Erin Gilreath 22.04m/72-3.75 2003 NCAA Championships (3/15)
4. LaQuanda Cotten 22.00m/72-2.25 2004 Florida Intercollegiate (1/17)
5. Jukina Dickerson 21.86m/71-8.75 2004 NCAA Championships (3/12)
6. Jayla Bostic 21.36m/70-1 2014 SEC Championships (3/1)
7. Rachel Longfors 21.33m/69-11.75 2006 NCAA Championships (3/11)
8. Shawneise Williams 21.16m/69-5.25 2007 Florida Intercollegiate (1/13)
9. Amara Wiggan 20.97m/68-9.75 2020 Tiger Paw Invitational (2/14)
10. Fidela James 20.48m/67-2.25 2012 Don Kirby Elite (2/10)

## Pentathlon


1. Brittany Harrell 4,287 2014 NCAA Championships
2. Amanda Froeynes 4,199 2018 Clemson Invitational (1/19)
3. **Sterling Lester 4,095 2021 SEC Championships (2/25)**
4. Lorraine Graham 4,010 2013 SEC Championships
5. Nikki Stephens 4,003 2020 Razorback Invitational (1/31)
6. Dorchelle Webster 3,999 1990
7. Heidi Hertz 3,805 1976
8. Christina Regan 3,743 2004 SEC Championships
9. Kristine Akervold 3,642 2019 SEC Championships (2/22)
10. Jenna Utecht 3,510 2006 SEC Championships (2/23)




# Gators TO WATCH

**PJ Austin****JR****Jumps****Los Angeles**

- Ranks seventh in the nation in the long jump (7.95m / 26-1).
- 2019 USATF U20 Champion (Long Jump)
- 2019 Pac-12 Outdoors Runner-Up (4x100 Relays), before transferring to Florida from Arizona.
- 2019 AIA Division 2 State Championships Runner-Up (Long Jump)
- *PRs - LJ* 7.95 (26-1) [*'21 SEC Championships*]

**Malcolm Clemons****FR****Jumps****Oakland, Ca.**

- Ranks 13th in the NCAA in the triple jump (16.08m / 52-9.25)
- Ranks ninth in the NCAA in the long jump (7.85m / 25-9.25)
- No. 9-ranked (tied) triple jumper on UF's Indoor All-Time Top 10.
- 2018 New Balance Nationals Outdoor silver medalist (long jump)
- *Indoor PRs - TJ*: 16.08m (52-9.25) [*'21 SEC Championships*]; *LJ*: 7.85m (25-9.25) [*'21 Carolina Challenge*]

**Raymond Ekevwo****SR****60m****Ughelli, Nigeria**

- Ranks tied for No. 3 in the NCAA in the 60 meters (6.57)
- 2020 SEC Indoor Champion - 60m
- No. 3-ranked 60m sprinter on UF's Indoor All-Time Top 10
- 2019 NCAA Outdoors Champion - 4x100
- Collegiate Record Holder - 4x100 (37.97 at 2019 NCAA Outdoors)
- *School record holder (100m)*
- *Indoor PRs - 60m*: 6.53 [*2020 - Razorback Invite*]

**Joseph Fahnbulleh****SO****200m****Hopkins, Minn.**


- Ranks second nationally and in the world in the 200 meters (20.32)
- 2021 SEC Indoors medalist (200 meters - 20.32)
- No. 2-ranked 200 meters indoor sprinter in UF history
- 2020 USTFCCA Indoor All-American (200 meters)
- *Indoor PRs - 60m* 6.73 [*'21 South Carolina Invite*]; *200m* 20.32 [*'21 SEC Championships*]

**Thomas Mardal****SR****Weight Throw****Gloppen, Norway**

- NCAA leader in the weight throw (24.16m / 79-3.25)
- Two-time weight throw SEC champion (2020 & 2021)
- 2019 hammer throw SEC champion
- Holds the school record in the weight throw (24.16m / 79-3.25)
- School record holder in the hammer throw (74.28m / 243-7)
- Fifth-best performer in the collegiate history (WT - 24.16m / 79-3.25)
- *Indoor PRs - WT*: 24.16m / 79-3.25 [*'21 SEC Championships*]

**Jonathan Miller****SO****Triple Jump****Bridgetown, Barbados**

- Ranks 13th in the NCAA in the triple jump (16.08m / 52-9.25)
- No. 9-ranked (tied) triple jumper on UF's Indoor All-Time Top 10.
- Finished fifth in the triple jump at the 2021 SEC Indoors
- Finished fourth at the 2019 Big Ten Outdoor Championships and qualified for the NCAA Outdoor West Preliminary.
- *PRs - TJ*: 16.08m (52-9.25) [*'21 SEC Championships*]; *LJ*: 7.11m (23-4) [*'20 Gamecock Opener*]

**Ryan Willie****FR****400m****Baltimore**

- Ranks 12th in the NCAA and second among freshmen in the 400 meters (45.66)
- 2021 All-SEC Indoor Second Team (400m - Bronze medalist)
- No. 7-ranked 400m sprinter on UF's Indoor All-Time Top 10 list (45.66)
- *PRs - 200*: 20.94 [*'21 Tyson Invite*]; *400m*: 45.66 [*'21 SEC Championships*]

## PRONUNCIATION GUIDE

Raymond *Ekevwo* - Eck-kay-woeThomas *Mardal* - MAAR-dollJoseph *Fahnbulleh* - Fawn-bull-ley



# Gators TO WATCH



**Imogen Barrett**

**JR**

**Mile / DMR**

**Queensland, Australia**

- 2019 SEC champion -- 1,500 meters
- Ranks 18th in the NCAA in the mile (4:38.12)
- 2021 SEC silver medalist (DMR)
- 2017 Australian U20 Championships fifth-place 1,500 meters finisher
- Two-time Australian U20 Championships fourth-place 800 meters finisher (2017, 2018)
- PRs - **Mile:** 4:38.12 [*'21 SEC Championships*]; **1,500m:** 4:17.29 [*'19 SEC Out. Championships*]; **800m:** 2:05.75 [*Tom Jones*]



**Claire Bryant**

**FR**

**Jumps**

**Houston**

- Ranks No. 15 in the nation in the long jump (6.34 meters -- Sixth in school history)
- Finished fifth at SEC Indoors in the long jump
- 2019 Pan American U20 Championships gold medalist (long jump)
- 2019 USATF Outdoor U20 Championships gold medalist (long jump)
- 2019 New Balance Nationals Outdoor silver medalist (long jump)
- PR - **Ind. LJ:** 6.34m (20-9.75) [*'21 SEC Championships*]



**Talitha Diggs**

**FR**

**200m / 400m**

**Saucon Valley, Pa.**

- Ranks sixth in the nation in the 200 meters (22.94), and second in the 400 meters (51.14)
- 2021 SEC Indoor Champion in the 400 meters
- Ranks second in 200 meters and third in the 400 meters on UF's Indoor All-Time Top 10 list.
- Second leg for UF's 10th-fastest 4x400-meter relays team (3:31.75)
- Second leg for UF's eighth-fastest DMR team (11:09.82)
- PRs - **200m:** 22.94 [*'21 Tyson Invite*]; **400m:** 51.14 [*'21 SEC Championships*]



**Semira Killebrew**

**SO**

**60m**

**Indianapolis, Ind.**

- Ranks tied for eighth nationally in the 60 meters (7.21)
- 2021 All-SEC Indoor Second Team (60m - bronze medalist)
- 2020 SEC silver medalist in the 60 meters
- Ranks second in UF's All-Time Top 10 list in the 60 meters
- 2020 USTFCCCA Indoor All-American (60m, 4x400)
- Indoor PRs - **60m:** 7.19 [*'20 Tiger Paw Invite*]; **200m:** 23.65 [*'20 Razorback Invite*]



**Kala Penn**

**R-SR**

**Jumps**

**Tortola, British Virgin Islands**

- Ranks 13th in Division I in the triple jump (13.41m / 44-0)
- Two-time USTFCCCA All-America Second Team (triple jump I/O)
- No. 6-ranked outdoor triple jumper on UF's All-Time Top 10
- No. 6-ranked indoor triple jumper on UF's All-Time Top 10
- PRs - **TJ** 13.41m (44-0) [*'21 South Carolina Invite*]; **LJ:** 6.43mw (21-1.25) [*'19 FSU Relays*]



**Taylor Manson**

**SR**

**400m / 4x400**

**East Lansing, Mich.**

- Ranks fourth in the NCAA among 400 meters runners (51.82)
- No. 6-ranked 400m runner on UF's All-Time Indoor Top 10
- Two-time All-SEC Indoor Second Team (4x400 relay - 2019 & 2021 bronze medalist)
- 2019 USTFCCCA Indoor All-America First Team (4x400 - led off as Florida finished 5th at NCAA Indoors)
- PRs - **Ind. 400m:** 51.82 [*'21 SEC Championships*]; **Out. 400m:** 51.84 [*'18 NCAA East Preliminary*]



**Grace Stark**

**SO**

**Hurdles**

**White Lake, Mich.**

- Ranks third in the nation in the 60-meter hurdles (7.96)
- World U20 Record Holder - 60mH (7.91 at 2020 SEC Indoors)
- 2020 SEC Women's Freshman Runner of the Year
- 2020 USTFCCCA Indoor All-American (60mH)
- 2020 All-SEC Second Team (60mH - silver medalist)
- No. 2-ranked 60-meter hurdler on UF's All-Time Top 10
- Indoor PRs - **60mH:** 7.91 [*'20 SEC Indoor Championships*]; **60m:** 7.44 [*'20 Clemson*]



**Gabrielle Wilkinson**

**R-SO**

**800 m**

**Wynnewood, Pa.**

- Ranks No. 7 the nation in the 800 meters (2:02.85)
- 2021 All-SEC Indoor Second Team (800m - silver medalist; DMR - silver medalist)
- No. 2-ranked 800m runner on UF's Indoor All-Time Top 10 list
- USTFCCCA Outdoor All-America Second Team (800m)
- 2019 All-SEC Indoor Second Team (DMR - silver medalist)
- Indoor PRs - **800m:** 2:02.85 [*'21 SEC Championships*]

## PRONUNCIATION GUIDE

Imogen Barrett - EE-mo-gen

Lauryn Ghee - Gee