

GATORS VOLLEYBALL

39 All-Americans | 102 All-America Honors | 28 NCAA Tournament Bids (27 straight under Mary Wise) | 27 consecutive 25-win seasons
23 SEC Championships (1991-2008, '10, '12, '14, '16, '17) | 16 NCAA Regional Championship Appearances | 8 NCAA Semifinals Appearances

GAMEDAY INFORMATION

#11 FLORIDA

2018 Record: 9-3 overall, 0-0 SEC

Head Coach: Mary Wise, 28th season at Florida

vs. Ole Miss | 10-4, 0-0 SEC

Head Coach: Steven McRoberts

- Florida leads:** 49-3 (43-0 under Mary Wise)
- 3-set:** 42-0 | **4-set:** 4-1 | **5-set:** 3-2
- Home:** 22-0 | **Away:** 24-3 | **Neutral:** 3-0
- Last Time Out:** Oct. 13, 2017, Oxford, Miss.
W, 3-0 (25-23, 25-18, 25-16)

FLORIDA 2018 SCHEDULE

Date	Opponent	Time
VERT Challenge (Lincoln, Neb.)		
Fri, Aug. 24	at Nebraska	W, 3-1
Sat, Aug. 25	vs. Texas	L, 2-3

Bubly Invitational (Gainesville, Fla.)		
FRI, AUG 31	USC	L, 1-3
SAT, SEP 1	LOUISVILLE	W, 3-1
SUN, SEP 2	UCF	W, 3-1

Lumberjack Invitational (Flagstaff, Ariz.)		
Fri, Sept. 7	vs. CSUN	W, 3-0
Fri, Sept. 7	at Northern Arizona	L, 2-3
Sat, Sept. 8	vs. Southern Illinois	W, 3-1

Tues, Sept. 12	at Florida State	W, 3-1
----------------	------------------	--------

Honda of Gainesville Gator Invitational (Gainesville, Fla.)		
FRI, SEPT. 14	JACKSONVILLE	W, 3-1
FRI, SEPT. 14	FIU	W, 3-0
SAT, SEPT. 15	ARMY	W, 3-1

FRI, SEPT. 21	OLE MISS *	7 PM
SUN, SEPT. 23	MISSISSIPPI STATE *	1:30 PM
Wed, Sept. 26	at LSU *	8 PM
Sun, Sept. 30	at Alabama *	2 PM
FRI, OCT 5	TEXAS A&M *	7 PM
SUN, OCT. 7	GEORGIA *	1 PM
Fri, Oct. 12	at South Carolina *	7 PM
SUN, OCT 14	ALABAMA *	1:30 PM
Fri, Oct. 19	at Ole Miss *	7:30 PM
SUN, OCT. 21	MISSOURI *	1 PM
Sun, Oct 28	at Mississippi State *	2 PM
Wed, Oct. 31	at Kentucky *	7 PM
SUN, NOV. 4	ARKANSAS *	4 PM
Sun, Nov. 11	at Auburn *	1 PM
FRI, NOV. 16	LSU *	7 PM
SUN, Nov. 18	at Georgia *	2 PM
Wed, Nov. 21	at Tennessee *	5 PM
FRI, NOV. 23	SOUTH CAROLINA *	7 PM

FOLLOW THE GATORS

@GatorsVB
@GatorMary
@FloridaGators
#WeCHOMP

f Florida Gators Volleyball

@GatorsVB | @GatorMary

#11 FLORIDA (9-3, 0-0 SEC)

VS.

OLE MISS (10-4, 0-0 SEC)

SEPTEMBER 21 ♦ EXACTECH ARENA ♦ 7 PM ♦ SEC HOME OPENER



Ole Miss

SEC Opener

Florida kicks off Southeastern Conference play on Friday night at 7 p.m. against Ole Miss.

The Gators hold the 49-3 series advantage over the Rebels, including a 43-0 record under Mary Wise.

UF won last season's meeting, 3-0, in Oxford, Miss. The Gators took the first set 25-23, won the second 25-18 and clinched the match with 25-16 victory in the third set. Rhamat Alhassan led the way with 20 kills, while returners Rachael Kramer and Paige Hammons pitched in five and two kills, respectively. Setter Allie Monserez dished out 16 assists in the three sets.

The Gators finished 17-1 in conference play last season, earning a share of their 23rd SEC championship since 1984. Florida's 23 SEC titles are the 10th-most in conference history, regardless of gender. The 23 titles are also the third-most by any SEC teams, regardless of sport or gender, since 1979 - the first season the conference crowned a volleyball champion.

SHOWTIME

Friday night's match against Ole Miss will be streamed on the SEC Network + at 7 p.m. Longtime play-by-play announcer Tom Collett will be on the call, alongside Josh Crow.

GATORS IN THE POLLS

Florida sits at 11th in the latest AVCA Coaches' Poll after going 4-0 over the last week, picking up wins over Florida State, Jacksonville, FIU and Army West Point.

The Gators defeated in-state rival Florida State on Wednesday in four sets to kick off a perfect 4-0 week. Florida then beat Jacksonville in four sets on Friday afternoon during the first match of the Honda of Gainesville Gators Invitational. The team then followed that victory with a three-set win over FIU on Friday night. To close out the week, the Gators defeated Army West Point in four sets.

Florida is the highest-ranking SEC team in the poll and is the only one in the Top-15. Kentucky (20th) and Alabama (25th) are the only other SEC schools in the poll, while Georgia and Tennessee are receiving votes.

Gators Among Volleyball's Elite

Most Wins as a Division I program since 1984

Team	Wins
1. Penn State	1,083
2. Nebraska	996
3. Florida	989
4. Hawaii	972
5. Stanford	947
6. BYU	882
7. Texas	880
8. Long Beach State	869

Most Wins Since 1991

Team	Wins
1. Penn State	843
2. Florida	833
3. Nebraska	793
4. Stanford	773
5. Hawaii	753

Most All-Time NCAA Tournament Wins

Team	Wins
1. Stanford	119
2. Nebraska	108
3. Penn State	98
4. Texas	92
5. UCLA	90
6. Hawaii	79
7. USC	79
8. Florida	71

Consecutive NCAA Tournament Berths

Team	Active Streak
1. Penn State	37
Stanford	37
3. Nebraska	36
4. Florida	27

Most NCAA Semifinals Appearances Since 1991

Team	Appearances
1. Stanford	15
2. Penn State	13
3. Nebraska	11
4. Texas	9
5. Florida	8
USC	8
7. Long Beach State	7
8. Hawaii / Minnesota	5

AVCA Top-15 Finishes Since 1991

Team	Top 15s
1. Nebraska	27
2. Florida	26
Stanford	26
4. Penn State	24

FLORIDA'S PROBABLE STARTING LINEUP/TV REFERENCE CHART



#5 RACHAEL KRAMER | 6-8 | JR | MB | Phoenix, Ariz.

- 2017 AVCA All-America Third Team
- 2017 VolleyballMag.com All-America Third Team
- Coaches saw a video of her dancing with her high school teammates and the coaches saw her "great feet"
- At 6-8.5 is the tallest player in program history, and the first person in her family to play Division I athletics
- Says with pride she's put on 20 pounds since coming to Florida, credits veteran strength & conditioning coach Matt DeLancey



#7 PAIGE HAMMONS | 6-1 | SO | OH | Louisville, Ky.

- Played in all 32 matches during her freshman season, making 26 starts and playing in 115 of 116 sets
- Notched 20 service aces in 2017, the second-most on the team
- 2016 FloVolleyball High School National Player of the Year; 2016 Under Armour All-America First Team
- Helped 2017 U.S. Junior National Team win gold medal at the U20 Pan Am Championships, finish seventh at U20 World Champs
- Has never had a soda / pop before



#10 TAELORE KELLUM | 6-2 | SR | MB | Chattanooga, Tenn.

- After seeing action in 26 matches during her first three seasons, Kellum has been called upon as a starter - starting all 12 matches
- Earned SEC Defensive Player of the Week after totaling 22.0 blocks in four matches
- Recorded a career-high 10 kills and seven blocks against Louisville
- One of two seniors on this year's squad



#14 ALLIE GREGORY | 5-6 | JR | L | Louisville, Ky.

- Took over libero duties after Caroline "CK" Knop graduated
- Recorded a career-best 22 digs against Northern Arizona
- Came from an all-girls high school (Assumption Catholic) with six Division I liberos--she finally was a libero for them her senior year and was named MVP of the State Championship



#20 THAYER HALL | 6-3 | FR | OH | Spartanburg, S.C.

- Recorded 20 kills in her collegiate debut, the first Florida Gator to do so in the Mary Wise-era
- Registered a career-high 21 kills against No. 3 Texas
- Has hit double-digit kills in all but one match during the season
- Fastest Gator freshman in program history to reach 50 kill milestone (achieved in three matches)
- Top recruit in the nation according to PrepVolleyball.com
- 2017-18 Gatorade National Volleyball Player of the Year / 2017 USA Volleyball Today All-USA Volleyball Player of the Year
- 2017 USA Junior National Team Gold Medalist and MVP at the U20 Pan American Cup



#22 ALLIE MONSEREZ | 5-9 | R-SR | S | Windermere, Fla. (transferred from South Carolina in 2015)

- 2016 Division I leader in assists per set (12.36)--**second SEC player, first Gator in history to lead the nation in that category**
- 2016 All-America Honorable Mention; 2016 All-SEC (*her first year of action at Florida since she redshirted in 2015*)
- Asked to be the Gators' stabilizer
- Has four double-doubles through the season thus far
- Sister, Marlie Monserez, started her freshman season with the Gators in 2018 - serving as a setter alongside Allie
- Sister, Maddy Monserez, graduated in 2014 and was a defensive specialist for the Gators
- Currently earning her masters degree in Entrepreneurship



#40 HOLLY CARLTON | 6-7 | R-SO | RS/S | Sterling, Va. (transferred from North Carolina)

- Transferred from North Carolina, where she started all 28 matches and appeared in all 106 sets during the 2017 season
- Notched 10 double-doubles, including four triple-doubles while with the Tar Heels
- At 6-7, she is the second tallest Gator on the team
- Was 5-8 at the beginning of her HS freshman season, grew to 6-2 by November of that season. Developed the skills of a smaller player, but can utilize it in a 6-7 frame
- Recorded a career-high 19 kills against Northern Arizona

FIRST OFF THE BENCH



#21 MARLIE MONSEREZ | 6-0 | FR | S | Windermere, Fla.

- 2017 PrepVolleyball.com #24 Senior Ace
- 2017 Gatorade Volleyball Player of the Year for Florida & 2017 Florida Miss Volleyball
- Gets to play her freshman season with her sister, Allie Monserez
- Sister, Maddy Monserez, graduated in 2014 and was a defensive specialist for the Gators



#32 HALEY WARNER | 6-2 | FR | RS | Fayetteville, Ark.

- Tallied a career-high six kills against Louisville and CSUN
- 2017 PrepVolleyball.com #25 Senior Ace
- 2017 Under Armour All-America Second Team
- 2017 Gatorade Volleyball Player of the Year for Arkansas

OTHER SERVING SUBS: #19 Paula Cerame, DS (Career-best two service aces against Northern Arizona) / #31 Riley Fischer, DS (Recorded career-best six digs against UCF), #23 Channele Hargreaves, DS (played in 30 of 32 matches last season), #16 Macy Phillips, DS (Totalled three aces against USC)

OTHERS OFF THE BENCH: #2 Darrielle King, MB (Career day at LIU Brooklyn in 2016 w/ 10.5 points, 9 kills, .667 clip) / #12 Morgyn Greer, OH (had 7+ kills five times in 2016), #99 Lauren Dooley, MB (Had three big blocks and the match point kill in the final set against UCF), #9 Mia Sokolowski, OH/RS (started the first three matches of the season)



AVCA COACHES' POLL TOP 25

Week 4 - Sept. 17, 2018

Rank	School	Points
1	BYU (58)	1594
2	Stanford (6)	1540
3	Nebraska	1417
4	Penn State	1372
5	Texas	1353
6	Wisconsin	1262
7	Minnesota	1214
8	Illinois	1205
9	Pittsburgh	1074
10	Creighton	880
11	FLORIDA	869
12	Oregon	841
13	Washington	755
14	Southern California	727
15	Cal Poly	717
16	Purdue	676
17	UCLA	624
18	Michigan	549
19	Baylor	536
20	Kentucky	447
21	Marquette	381
22	Washington State	207
23	Utah	145
24	San Diego	79
25	Alabama	61

Received Votes: Iowa State (24), Northern Iowa (23), Georgia (23), Louisville (22), Michigan State (20), Colorado State (18), Colorado (17), Wyoming (14), Tennessee (12), Cincinnati (10), Kansas State (10), Loyola Marymount (8), Wichita State (6), Arizona (5), Oregon State (5), Portland (4)

*Four teams mentioned on only one ballot for a total of 10 combined points

RECORDING-BREAKING PERFORMANCE

- With her 20 kills in the season opener against Nebraska, **Hall became the first Gator freshman in the Mary Wise-era to record at least 20 kills in a collegiate debut.**
- During the match against USC, Hall recorded 12 kills, putting her at 53 through the first three matches. She was the fastest Gator freshman in program history to reach the 50-kill milestone, with the next closest being Aury Cruz and Ziva Recek, who both achieved the feat in four matches.
- Against FIU on Sept. 14, Hall led the Gators on an 18-point service run in the third set. That run is the longest in the rally scoring era.
- Hall currently leads the team with 168 kills on 477 attempts and is first on the squad in points per set with 4.04.

SENIOR STABILIZER

- Senior setter Allie Monserez has been called upon by the staff to be the stabilizer of this group.
- The 2016 AVCA All-American has been splitting time with sister Marlie Monserez in the 6-2 rotation, but when the Gators went to a 5-1 against Northern Arizona, she dished out a season-best 47 assists.

PATIENCE IS A VIRTUE

- Senior Taelor Kellum has waited the last three years for her time to shine and did just that as she was named a starter in all 12 matches thus far.
- Kellum earned SEC Defensive Player of the Week on Sept. 17, after totaling 22.0 blocks during a perfect 4-0 week. She tied her career-high with seven blocks against Jacksonville (9/14).
- She notched 10 kills and seven blocks against Louisville - both career highs.

GATORS CHASING 1,000

- As a program, the Florida Gators sit at 989 wins total since the inception in 1984. That mark is the third-highest in the nation for victories since the '84 season.
- The only two programs in the nation with more wins than Florida are Penn State (1,083) and Nebraska (996).
- 833 of the 989 wins have come since 1991, when Mary Wise took over the program.

DEPARTURES & ARRIVALS

- The Gators lost four All-Americans to graduation after the 2017 season (Rhamat Alhassan, Shainah Joseph, Caroline Knop and Carli Snyder).
- Florida's seven new incomers - along with the returners - will look to find their names in the mix to fill the production lost by the senior class.
- The Gators will turn to Rachael Kramer, Taelor Kellum, Darrielle King and freshman Lauren Dooley to distribute the middle blocker position responsibilities left by Alhassan.
- Transfer Holly Carlton and freshman Haley Warner look to fill the production left on the right side by Joseph's departure.
- Knop's departure at libero opens up the position to Allie Gregory. Along with freshmen Paula Cerame and Riley Fischer - as well as returners Chanelle Hargreaves and Macy Phillips - the defense has plenty of options to replace Knop's production.
- The production left by Snyder's departure will be picked up by Paige Hammons, Mia Sokolowski and Thayer Hall. Junior Morgyn Greer will also be looked at to cover the production lost.
- Redshirt senior Allie Monserez and freshman Marlie Monserez will be looked to for a majority of the setting duties this season.

HEAD-TO-HEAD STATISTICAL MATCHUP

GATORS

.259
.152
12.8
12.7
2.5
119.0
11.7
562
1.2



<<< | >>>

REBELS

.242
.183
14.5
13.4
2.0
110.0
12.5
674
1.3



2018 FLORIDA GATORS

NUMERICAL ROSTER

No.	NAME	POS.	HT.	CLASS	HOMETOWN (HS/PREVIOUS SCHOOL)
2	Darrielle King	MB	6-3	R-So.	Desoto, Texas / Desoto
5	Rachael Kramer	MB	6-8	Jr.	Phoenix, Ariz. / Desert Vista
7	Paige Hammons	OH	6-1	So.	Louisville, Ky. / Sacred Heart Academy
9	Mia Sokolowski	OH	6-4	R-So.	Tucson, Ariz. / Tucson
10	Taelor Kellum	MB	6-2	Sr.	Chattanooga, Tenn. / Signal Mountain
12	Morgyn Greer	OH	6-3	Jr.	Dripping Springs, Texas / Dripping Springs
14	Allie Gregory	DS	5-6	Jr.	Louisville, Ky. / Assumption
16	Macy Phillips	DS	5-7	So.	Merritt Island, Fla. / Merritt Island Christian
19	Paula Cerame	DS/L	5-8	Fr.	Boca Raton, Fla. / St. Thomas Aquinas
20	Thayer Hall	OH	6-3	Fr.	Spartanburg, S.C. / Dorman
21	Marlie Monserez	S	6-0	Fr.	Windermere, Fla. / Bishop Moore Catholic
22	Allie Monserez	S	5-9	R-Sr.	Windermere, Fla. / Bishop Moore Catholic
23	Chanelle Hargreaves	DS	5-4	Jr.	Tampa, Fla. / Wharton
31	Riley Fischer	DS/L	5-7	Fr.	Kennesaw, Ga. / Harrison
32	Haley Warner	RS	6-2	Fr.	Fayetteville, Ark. / Fayetteville
40	Holly Carlton	RS/S	6-7	R-So.	Sterling, Va. / Potomac Falls (North Carolina)
99	Lauren Dooley	MB	6-6	Fr.	Plano, Texas / Plano East Senior

ALPHABETICAL ROSTER

No.	NAME	POS.	HT.	CLASS	HOMETOWN (HS/PREVIOUS SCHOOL)
40	Holly Carlton	RS/S	6-7	R-So.	Sterling, Va. / Potomac Falls (North Carolina)
19	Paula Cerame	DS/L	5-8	Fr.	Boca Raton, Fla. / St. Thomas Aquinas
99	Lauren Dooley	MB	6-6	Fr.	Plano, Texas / Plano East Senior
31	Riley Fischer	DS/L	5-7	Fr.	Kennesaw, Ga. / Harrison
12	Morgyn Greer	OH	6-3	Jr.	Dripping Springs, Texas / Dripping Springs
14	Allie Gregory	DS	5-6	Jr.	Louisville, Ky. / Assumption
20	Thayer Hall	OH	6-3	Fr.	Spartanburg, S.C. / Dorman
7	Paige Hammons	OH	6-1	So.	Louisville, Ky. / Sacred Heart Academy
23	Chanelle Hargreaves	DS	5-4	Jr.	Tampa, Fla. / Wharton
10	Taelor Kellum	MB	6-2	Sr.	Chattanooga, Tenn. / Signal Mountain
2	Darrielle King	MB	6-3	R-So.	Desoto, Texas / Desoto
5	Rachael Kramer	MB	6-8	Jr.	Phoenix, Ariz. / Desert Vista
22	Allie Monserez	S	5-9	R-Sr.	Windermere, Fla. / Bishop Moore Catholic
21	Marlie Monserez	S	6-0	Fr.	Windermere, Fla. / Bishop Moore Catholic
16	Macy Phillips	DS	5-7	So.	Merritt Island, Fla. / Merritt Island Christian
9	Mia Sokolowski	OH	6-4	R-So.	Tucson, Ariz. / Tucson
32	Haley Warner	RS	6-2	Fr.	Fayetteville, Ark. / Fayetteville

HEAD COACH: Mary Wise (Purdue, '81), 28th Season (32nd Overall)

ASSOCIATE HEAD COACH: Dave Boos (Wisconsin-Oshkosh, '98), 9th Season

ASSISTANT COACH: Shannon Wells (Southern Indiana, '03), 5th Season

VOLUNTEER ASSISTANT COACH: Kajetan Borecki (Valdosta State '18), 1st season

DIRECTOR OF PROGRAM OPERATIONS: Jackie Hensel, 1st season

UNIVERSITY QUICK FACTS

Founded: 1853

Location: Gainesville, Fla.

Enrollment: 54,854

Nickname: Gators

Colors: Orange (PMS 172) and Blue (PMS 287)

Conference: Southeastern

President: Dr. Kent Fuchs

Athletics Director: Scott Stricklin

Sr. Associate AD/Women's Sports: Lynda Tealer

Athletics Department Phone: (352) 375-4683

Ticket Office Phone: (352) 375-4683, ext. 6800

VOLLEYBALL QUICK FACTS

Head Coach: Mary Wise (Purdue, '81)

Florida Record: 824-101 (.891), 28th season

Career Record: 905-164 (.847), 32nd season

Associate Head Coach: Dave Boos, 9th season

Associate Head Coach: Shannon Wells, 5th season

Vol. Assistant Coach: Kajetan Borecki, 1st season

Video Coordinator: James Tessier, 1st season

Coordinator of Volleyball Operations: Jackie Hensel

Volleyball Office Phone: (352) 375-4683, ext. 5510

Facility: Exactech Arena at Stephen C. O'Connell Center (10,500)

2018 TEAM QUICK FACTS

Letterwinners Returning/Lost: 11/7

Starters Returning/Lost: 3 / 4 (includes libero)

Newcomers: 7

2017 Record: 30-2

2017 SEC Record/Finish: 17-1 (t-1st)

2017 Final AVCA Ranking: 2

2017 NCAA Tournament Finish: National Final

HISTORICAL QUICK FACTS

First Year of Volleyball: 1984

All-Time Record: 980-201 (.830)

Years in NCAA Tournament: 27 (1987, 1981-16)

SEC Titles: 23 (1991-2008, 2010, 2012, 2014, 2016, 2018)

SEC Tournament Titles: 12 (1992-96, 1998-03, 2005)

All-Americans: 39 with 102 honors

SEC Players of the Year: 13 with 19 honors

ROSTER BREAKDOWN

SENIORS (2)

Taelor Kellum, Allie Monserez (RS)

JUNIORS (4)

Morgyn Greer, Allie Gregory, Chanelle Hargreaves, Rachael Kramer

SOPHOMORES (5)

Holly Carlton (RS), Paige Hammons, Darrielle King (RS), Macy Phillips, Mia Sokolowski (RS)

FRESHMEN (6)

Paula Cerame, Lauren Dooley, Riley Fischer, Thayer Hall, Marlie Monserez, Haley Warner

PRONUNCIATION GUIDE

KAJETAN BORECKI - Kai-AH-tahn Boar-ECKI

Dave **BOOS** - Booze

Paula **CERAME** - Sir-RA-may

DARRIELLE King - DARE-E-yell

Allie **MONSEREZ** - Mon-sir-AY

Marlie **MONSEREZ** - Mon-sir-AY

Mia **SOKOLOWSKI** - So-kah-LAU-ski

2018 RECORD WHEN ...

CATEGORY	RECORD
Overall	9-3
Conference	0-0
Home	5-1
Away	2-1
Neutral	2-1

Three sets	2-0
Four sets	7-1
Five sets	0-2
Won first set	7-0
Lost first set	2-3
Won second set	7-3
Lost second set	2-0
Won first two sets	6-0
Lost first two sets	0-2
Against top-5 teams	1-1
Against top-10 teams	1-2
Against top-25 teams	1-2
Against unranked teams	8-1
On television	1-2
Leading in kills	7-2
Trailing in kills	0-1
Tied in kills	2-0
Leading in blocks	8-2
Trailing in blocks	0-1
Tied in blocks	1-0
Leading in digs	7-1
Trailing in digs	2-2
Tied in digs	0-0
Leading in service aces	4-2
Trailing in service aces	1-0
Tied in service aces	4-1
Leading in hitting percentage	9-0
Trailing in hitting percentage	0-3
Tied in hitting percentage	0-0

HITTING PERCENTAGE

.400 and above	2-0
.300 to .399	2-0
.200 to .299	4-1
.100 to .199	1-2
.000 to .099	0-0

OPPONENTS' HITTING PERCENTAGE

.400 and above	0-0
.300 to .399	0-0
.200 to .299	2-3
.100 to .199	2-0
.000 to .099	4-0
Below .000	1-0

BY DAY

On Monday	0-0
On Tuesday	0-0
On Wednesday	1-0
On Thursday	0-0
On Friday	4-2
On Saturday	3-1
On Sunday	1-0

BY MONTH

August	1-2
September	8-1
October	0-0
November	0-0
December	0-0

BY ATTENDANCE

Over 3,000	6-2
2,000 to 2,999	0-0
1,500 to 1,999	0-0
1,000 to 1,499	1-0
Below 1,000	2-1



PRESEASON SEC COACHES' POLL

Team (first-place votes)	Points
1. Kentucky (8)	140
2. FLORIDA (5)	137
3. Missouri	116
4. Georgia	105
LSU	105
6. Auburn	78
7. Arkansas	71
8. Texas A&M	65
9. South Carolina	62
10. Tennessee	54
11. Ole Miss	40
12. Alabama	29
13. Mississippi State	12

PRESEASON ALL-SEC TEAM

RACHAEL KRAMER | FLORIDA | MB

T'ara Ceasar | Georgia | OH
 Leah Edmond | Kentucky | OH
 Madison Lilley | Kentucky | S
 Avery Skinner | Kentucky | OH
 Taylor Bannisster | LSU | MB/OH
 Alyssa Munlyn | Missouri | MB
 Mikayla Shields | South Carolina | RS/Opp
 Hollann Hans | Texas A&M | OH

UF WEEK-BY-WEEK RANKINGS

Date	AVCA Ranking
Preseason	7
Aug. 27	4
Sept. 3	8
Sept. 10	11
Sept. 17	11

FLORIDA VS. AVCA TOP 25

Opponent	Result
at #2 Nebraska	W, 3-1
(25-20, 25-22, 23-25, 25-23)	
vs. #3 Texas	L, 2-3
(18-25, 25-21, 25-21, 21-25, 10-15)	
vs. #7 USC	L, 1-3
(18-25, 25-16, 14-25, 21-25)	

MILESTONE TRACKER

ALL-TIME WINS LEADERS (NCAA HISTORY)

1. Larry Bock	1,348
<i>Juniata/Navy (41 yrs)</i>	
2. Peggy Martin	1,318
<i>Central Mo./Spring Hill (42+ yrs)</i>	
3. Russ Rose	1,255
<i>Penn State (39+ yrs)</i>	
4. Tracy Rietzke	1,225
<i>Kan. Wesleyan/Rockhurst (36+ yrs)</i>	
5. Dave Shoji	1,202
<i>Hawaii (42 yrs)</i>	
6. Andy Banachowski	1,106
<i>UCLA (40 years)</i>	
7. Rich Luenemann	1,070
<i>St. Francis (Ill.)/Wash.-St. Louis (32 yrs)</i>	
8. Chris Catanach	1,052
<i>Tampa (34+ years)</i>	
9. Shelton Collier	1,032
<i>Pitt/Ga. Tech/Wingate (36+ years)</i>	
10. Mick Haley	957
<i>Texas/USC (34 years)</i>	
11. Julie Jenkins	920
<i>VCU/Trinity (34+ years)</i>	
12. Mary Wise	914
<i>Iowa State/Florida (31+ years)</i>	
13. Mike Hebert	892
<i>Pitt, New Mexico, Illinois, Minnesota (35 years)</i>	
14. John Dunning	888
<i>Pacific/Stanford (32 years)</i>	
15. Elaine Michaelis	886
<i>BYU (33 years)</i>	

2018 WEEKLY AWARDS

DATE	PLAYER	AWARD
8/27	Thayer Hall	Freshman of the Week
9/17	Taelor Kellum	Defensive Player of the Week

2018 SEC STANDINGS

School	Conference	Pct.	Overall	Pct.	Home	Away	Neutral	Streak
Alabama	0-0	.000	12-1	.923	6-1	2-0	4-0	W1
South Carolina	0-0	.000	9-1	.900	4-0	1-1	4-0	W5
Missouri	0-0	.000	10-2	.883	3-0	1-1	6-1	W3
Georgia	0-0	.000	9-2	.818	3-0	2-1	4-1	W1
FLORIDA	0-0	.000	9-3	.750	5-1	2-1	2-1	W5
Tennessee	0-0	.000	9-3	.750	6-0	1-3	2-0	W2
Ole Miss	0-0	.000	10-4	.714	4-1	1-2	5-1	W1
Auburn	0-0	.000	7-3	.700	2-1	3-0	2-2	W4
Arkansas	0-0	.000	6-4	.600	3-1	1-2	2-1	L2
Kentucky	0-0	.000	6-4	.600	4-0	2-2	0-2	W3
Texas A&M	0-0	.000	7-5	.583	2-1	0-4	5-0	L1
LSU	0-0	.000	5-6	.455	1-2	2-2	2-2	W3
Mississippi State	0-0	.000	4-9	.308	1-3	1-2	2-4	L3

FLORIDA IN THE (STATISTICAL) RANKINGS AS OF 9/18/18

Team Statistics

Hitting Percentage

1.	Pittsburgh	.317
2.	Loyola Marymount	.315
3.	Florida Atlantic	.314
4.	BYU	.311
5.	Stanford	.307
	Illinois	.307
7.	Portland	.297
8.	Minnesota	.296
	Kentucky	.296
10.	Wisconsin	.294
39.	Florida	.259

Assists Per Set

1.	Florida Atlantic	15.14
2.	Loyola Marymount	15.05
3.	Oregon	14.03
4.	Pittsburgh	13.98
5.	Michigan	13.94
6.	BYU	13.91
7.	Stanford	13.77
8.	UCF	13.62
9.	Austin Peay	13.56
10.	Pepperdine	13.53
162.	Florida	11.71

Blocks Per Set

1.	Penn State	3.37
2.	Rutgers	3.20
3.	Stanford	3.16
4.	Oregon State	3.11
5.	Minnesota	3.00
6.	Illinois	2.95
7.	Missouri	2.94
8.	Wyoming	2.92
9.	Michigan State	2.91
10.	Texas	2.84
	Indiana	2.84
46.	Florida	2.48

Digs Per Set

1.	Northern Kentucky	19.93
2.	IUPUI	18.67
3.	La Salle	18.57
4.	UC Davis	18.50
	Bowling Green	18.50
6.	Villanova	18.24
7.	Eastern Michigan	18.16
8.	Bradley	18.13
9.	Youngstown St.	18.06
10.	Loyola Maryland	18.00
292.	Florida	12.75

Kills Per Set

1.	Florida Atlantic	16.08
2.	Loyola Marymount	15.93
3.	Arizona	14.98
4.	Oregon	14.82
5.	Michigan	14.79
6.	Pittsburgh	14.73
7.	Stanford	14.65
8.	BYU	14.53
9.	Austin Peay	14.44
	Minnesota	14.44
151.	Florida	12.67

Opponent Hitting Percentage

1.	Nebraska	.109
	Michigan	.109
3.	Notre Dame	.119
4.	Michigan State	.126
5.	Little Rock	.127
6.	Elon	.129
7.	Lehigh	.133
8.	Drake	.134
	Boston College	.134
10.	Penn State	.135
24.	Florida	.152

Individual Statistics

Hitting Percentage

1.	Emma Johnson, Loyola Marymount	.533
2.	Naya Gros, Michigan St.	.481
3.	Jasmine Bennett, Louisville	.467
4.	Ellie Crosley, Davidson	.453
5.	Brionne Butler, Texas	.451
6.	Allison White, Texas Tech	.443
7.	Sheronda Pickering, FGCU	.437
8.	Kendall HAYWOOD, Houston	.436
9.	Tyrecia Lukes, UMKC	.435
10.	Cailea Gibbs, Fla. Atlantic	.433
121.	Taelor Kellum, Florida	.337

Aces Per Set

1.	Mariena Hayden, UNLV	1.16
2.	Aubrey Ezell, South Carolina	0.97
3.	Fiapaipai Iosia, Alcorn	0.73
4.	Halley McKnight, Norfolk St.	0.72
5.	Regan Wright, Holy Cross	0.69
	Emily Weigand, Akron	0.69
7.	Megann Delgado, Hampton	0.67
8.	Alexsa Parker, Saint Mary's (CA)	0.64
9.	Jaime Kosiorek, Ohio	0.61
	Lydia Bartalo, Denver	0.61
	Hannah Flowers, Memphis	0.61
	Haley Kleespies, Radford	0.61

Assists Per Set

1.	Tess Reid, Loyola Marymount	12.98
2.	Ivone Martinez, Fla. Atlantic	12.58
3.	August Raskie, Oregon	12.35
4.	Jenna Gray, Stanford	12.32
5.	Luisa Sydlik, Hofstra	12.13
6.	Sarah Dixon, Kansas St.	11.86
7.	Tori Dilfer, TCU	11.85
8.	Gabby Easton, Clemson	11.67
9.	Cali Thompson, Portland	11.62
10.	Meghan Donovan, Georgia	11.60

Blocks Per Set

1.	Dana Rettke, Wisconsin	1.90
2.	Reed Copeland, Wyoming	1.80
3.	Macy Flowers, Kansas St.	1.64
4.	Tami Alade, Stanford	1.63
5.	Katie DeMeo, West Virginia	1.61
6.	Callie Schwarzenbach, Nebraska	1.60
	Ali Bastianelli, Illinois	1.56
8.	Stasa Miljevic, Rutgers	1.52
	Alyssa Munlyn, Missouri	1.52
	Taylor Morgan, Minnesota	1.52
	Kaitlyn Hord, Penn St.	1.52
159.	Rachael Kramer, Florida	1.06
191.	Taelor Kellum, Florida	1.02

Digs Per Set

1.	Maurissa Leonard, Toledo	6.32
2.	Kallie Seimet, Bowling Green	6.24
3.	Yumi Garcia, Charlotte	6.19
4.	Taylor Gill, Wofford	5.92
5.	Alyssa LaFace, Eastern Mich.	5.88
6.	Katie Forsythe, Loyola Maryland	5.82
7.	Megan Klavitter, Chicago St.	5.80
8.	Taylor Horsfall, Tulsa	5.79

Gysell Zayas, UTRGV	5.74
Abby Bottomley, High Point	5.74
Ryann DeJarld, Notre Dame	5.74

Points Per Set

1.	Jordan Thompson, Cincinnati	6.86
2.	Lindsey Ruddins, UC Santa Barbara	6.32
3.	Mariena Hayden, UNLV	5.94
4.	Kendra Dahlke, Arizona	5.66
5.	Elan McCall, TCU	5.64
6.	Yossiana Pressley, Baylor	5.60
7.	Torrey Van Winden, Cal Poly	5.58
8.	Kaiulani Ahuna, UC Riverside	5.51
9.	Veronica Jones-Perry, BYU	5.44
10.	Kathryn Plummer, Stanford	5.18
121.	Thayer Hall, Florida	4.04

Bold Italics denotes Gator

Gators in the SEC Rankings

>>>>	Team
HITTING EFF.	4th (.259)
OPPONENT EFF.	2nd (.152)
KILLS PER SET	12th (12.67/s)
DIGS PER SET	12th (12.75/s)
BLOCKS PER SET	3rd (2.48/s)
ACES PER SET	10th (1.23/s)
ASSISTS PER SET	11th (11.71/s)
>>>>	Individual
HITTING %	Taelor Kellum, 5th (.337)
	Rachael Kramer, 6th (.325)
KILLS PER SET	Thayer Hall, 8th (3.50)
POINTS PER SET	Thayer Hall, 8th (4.04)
DIGS PER SET	Allie Gregory, 9th (3.69)
BLOCKS PER SET	Rachael Kramer, 4th (1.06)
	Taelor Kellum, 7th (1.02)

2018 DOUBLE-DOUBLES

Thayer Hall (2)	
Aug. 25 (#3 Texas)	21 kills, 15 digs
Sept. 2 (UCF)	20 kills, 19 digs
Marlie Monserez (1)	
Aug. 25 (#3 Texas)	29 assists, 11 digs
Allie Monserez (4)	
Aug. 25 (#3 Texas)	28 assists, 11 digs
Sept. 2 (UCF)	37 assists, 10 digs
Sept. 7 (Northern Arizona)	47 assists, 11 digs
Sept. 12 (Florida State)	20 assists, 10 digs
Sept. 14 (Jacksonville)	20 assists, 10 digs

THE LAST TIME FLORIDA...

OVERALL

Won in three sets	9/14/18 vs. FIU (25-13, 25-12, 25-7)
Won in four sets	9/15/18 vs. Army West Point (25-16, 25-12, 20-25, 25-16)
Won in five sets	12/14/17 vs. #4 Stanford (25-22, 25-21, 18-25, 18-25, 15-10)
Lost in three sets	9/28/16 vs. Kentucky (17-25, 18-25, 23-25)
Lost in four sets	8/31/18 vs. #7 USC (18-25, 25-16, 14-25, 21-25)
Lost in five sets	9/7/18 at Northern Arizona (19-25, 25-22, 22-25, 25-20, 13-15)

OFFENSE

Hit .300-.399 in a match	9/15/18 vs. Army West Point (.389)
Hit .400-.499 in a match	9/14/18 vs. FIU (.421)
Hit .500 or better in a match	11/6/16 at Mississippi State (.554)
Had 70+ kills in a match	12/3/16 vs. Florida State (71)
Had 80+ kills in a match	11/5/06 at Arkansas (80)
Had one player hit .750-.899 in a match (min. 10 atts)	9/1/18, Taelor Kellum vs. Louisville (.833)
Had one player hit .900+ in a match	10/26/12, Tangerine Wiggs vs. Mississippi State (.929)
Had one player with 20-24 kills in a match	8/25/18, Thayer Hall vs. No. 3 Texas (21)
Had one player with 25-29 kills in a match	11/29/14, Alex Holston at Texas (29)
Had one player with 30+ kills in a match	12/8/01, Aury Cruz at Nebraska (31)
Had one player with 30+ points in a match	11/29/14, Alex Holston at Texas (32)
Had one player with 90+ attacks in a match	9/10/05, Jane Collymore vs. USC (91)
Had two players with 20+ kills in a match	11/3/13, Chloe Mann/Alex Holston at Texas A&M (22/21)
5 Players in double-digit kills	9/14/12, Mallette (10), Mann/Recek/Wiggs (13)
	Smith (12) at Arkansas

DEFENSE

Held opponent at .000-.100 in a match	9/14/18 vs. Jacksonville (.042)
Held opponent to negative hitting pct.	9/14/18 vs. FIU (-.101)
Had 15+ blocks in a match	11/10/17 vs. Arkansas (18.0)
Had one player with 10+ blocks in a match	12/8/17, Rhamat Alhassan vs. UCLA (10)
Had one player with 10+ block assists in a match	12/8/17, Rhamat Alhassan vs. UCLA (10)
Had 100 or more digs in a match	11/4/12 vs. Tennessee (100)
Had one player with 30+ digs in a match	9/23/16, Caroline Knop at Ole Miss (31)
Had three players with 20+ digs in a match	11/4/12, Monserez (23), Recek/Unroe (20) vs. Tennessee
Had four players with 10+ digs in a match	9/2/18 vs. UCF, Thayer Hall (19)
	Allie Gregory (17), Paige Hammons (15), Allie Monserez (10)
Had five players with 10+ digs in a match	8/25/18 vs. No. 3 Texas, Allie Gregory (16)
	Thayer Hall (15), Paige Hammons (13), Allie Monserez (11), Marlie Monserez (11)

SERVING

Had 10+ service aces in a match	11/30/17 vs. Alabama State (11)
Had one player with 5+ aces in a match	9/14/18, Thayer Hall vs. Jacksonville (5)
10+ consecutive points served	9/14/18, Thayer Hall vs. FIU (18)

MISCELLANEOUS

Over 5,000 fans at home	9/15/18 vs Army West Point (5,105)
Every player saw action	9/8/18 vs. Southern Illinois
10+ consecutive sweeps	10 matches (9/25/05-10/28/05)

2018 STAT LEADERS BY MATCH
(INCLUDES TIES)**Kills**

Thayer Hall: 8
Holly Carlton: 3
Paige Hammons: 1
Rachael Kramer: 1

Attempts

Thayer Hall: 12

Assists

Allie Monserez: 10
Marlie Monserez: 2

Aces

Paige Hammons: 4
Holly Carlton: 3
Allie Monserez: 3
Paula Cerame: 2
Allie Gregory: 2
Thayer Hall: 2
Marlie Monserez: 1
Macy Phillips: 1

Digs

Allie Gregory: 10
Thayer Hall: 1
Paige Hammons: 1
Allie Monserez: 1

Blocks

Rachael Kramer: 6
Taelor Kellum: 4
Holly Carlton: 1
Thayer Hall: 1

Points

Thayer Hall: 8
Holly Carlton: 3
Rachael Kramer: 2
Paige Hammons: 1
Taelor Kellum: 1

HEAD COACH **MARY WISE** | 28TH SEASON**.846****Career Winning Percentage**
No. 2 among active Division I coaches**914****Career Victories**
6th-most among active coaches**833****Wins at Florida**
8th-most by a Division I coach at one school in NCAA history**8****NCAA Semifinals Appearances**
One of 9 coaches in history with 8**26****Top-15 Finishes in AVCA Poll**
Tied for 2nd-most nationally since 1991**23****SEC Championships**
3rd-most in any SEC sport by any team since volleyball's 1979 debut

- USA Volleyball All-Time Great Coach (*bestowed in 2006*)
- Only female head coach in NCAA history to appear in a national championship match
- Only female in NCAA history to coach in more than one Final Four
- Most career victories (905) among women's Division I head coaches since the NCAA's first volleyball season in 1981
- Fastest female head coach to 500 and 800 career wins
- Three-time AVCA National Coach of the Year (*1992, 1996, 2018*)
- 15-time SEC Coach of the Year
- 102 All-America honors (*amassed by 38 Gators*)
- 19 SEC Player of the Year Awards (*won by 13 Gators*)
- 70 NCAA Tournament wins (*6th-most in Division I history*)
- Youngest Division I head coach ever hired (*21 years old, Iowa State*)

THE WISE FILE**HOMETOWN:** Evanston, Ill.**EDUCATION:** B.S. Physical Education, Purdue University, 1981**COACHING EXPERIENCE:**

- Iowa State - Head Coach, 1981-1984
- Kentucky - Assistant Coach, 1986-1989
- Kentucky - Associate Head Coach, 1989-90
- Florida - Head Coach, 1991-Present

WISE'S CAREER COACHING RECORD
914-167 (.846) - 32 SEASONS**Iowa St. (1981-84)**

Year	Overall	Big 8	Finish	NCAA Tourn.	Notes
1981	25-22	--	--	--	Youngest Head Coach in NCAA History (21)
1982	17-19	5-5	3rd	--	
1983	18-13	5-5	4th	--	
1984	21-9	6-4	3rd	--	
4 years	81-63	16-14		--	

Florida (1991-Present)

Year	Overall	SEC	Finish	NCAA Tourn.	Postseason
1991	35-5	13-1	t-1st	2-1	NCAA Regional Finalist
1992	34-2	14-0	1st	3-1	NCAA Semifinalist / SEC Tournament Champs
1993	33-4	14-0	1st	3-1	NCAA Semifinalist / SEC Tournament Champs
1994	28-6	13-1	1st	1-1	NCAA Regional Semifinalist / SEC Tournament Champs
1995	35-2	14-0	1st	2-1	NCAA Regional Finalist / SEC Tournament Champs
1996	37-2	14-0	1st	3-1	NCAA Semifinalist / SEC Tournament Champs
1997	34-4	14-0	1st	3-1	NCAA Semifinalist
1998	35-3	14-0	1st	4-1	NCAA Semifinalist / SEC Tournament Champs
1999	33-3	14-0	1st	3-1	NCAA Regional Finalist / SEC Tournament Champs
2000	29-5	14-0	1st	2-1	NCAA Regional Semifinalist / SEC Tournament Champs
2001	28-2	14-0	1st	3-1	NCAA Regional Finalist / SEC Tournament Champs
2002	34-3	16-0	1st	4-1	NCAA Semifinalist / SEC Tournament Champs
2003	36-2	16-0	1st	5-1	NCAA Runner-Up / SEC Tournament Champs
2004	28-5	15-1	t-1st	1-1	NCAA Second Round
2005	33-3	15-1	1st	3-1	NCAA Regional Finalist / SEC Tournament Champs
2006	30-3	19-1	1st	2-1	NCAA Regional Semifinalist
2007	29-3	19-1	1st	2-1	NCAA Regional Semifinalist
2008	27-4	18-2	1st	2-1	NCAA Regional Semifinalist
2009	25-6	16-4	t-3rd	2-1	NCAA Regional Semifinalist
2010	29-2	20-0	1st	2-1	NCAA Regional Semifinalist
2011	27-6	17-3	t-2nd	3-1	NCAA Regional Finalist
2012	27-5	19-1	1st	2-1	NCAA Regional Semifinalist
2013	28-4	16-2	2nd	1-1	NCAA Second Round
2014	28-4	18-0	1st	3-1	NCAA Regional Finalist
2015	25-7	13-5	4th	3-1	NCAA Regional Finalist
2016	27-4	16-2	t-1st	1-1	NCAA Second Round
2017	30-2	17-1	t-1st	5-1	NCAA Runner-Up
27 years	824-101	422-26	23 Titles	70-27	8 NCAA Semifinals / 12 SEC Tournament Titles



COACH WISE'S SYNOPSIS

Mary Wise, the architect of one of the most storied programs in NCAA history enters her 28th season at the helm of Florida volleyball. Wise's achievements since joining the Gators in 1991 are nothing short of unprecedented.

There are 223 SEC titles, including 18 straight from 1991-2008 -- the Division I record for most consecutive conference titles by a single program. There are 27 straight NCAA Tournament bids, eight NCAA Semifinals, a trip to the 2003 and 2017 NCAA Championships match, 15 SEC Coach of the Year honors and three AVCA National Coach of the Year accolades.

Wise has coached all 39 All-Americans in school history, with those student-athletes amassing 102 All-America honors. Additionally, 13 Gators have combined for 19 SEC Athlete of the Year awards since 1992, including Angie McGinnis in 2006 and 2007, when she became the first setter in history to claim the honor and one of only five multi-time winners.

She also coached three Olympians (2 indoor, 1 beach doubles), most recently Kelly Murphy (United States) and Aury Cruz (Puerto Rico) in 2016.

Moreover, Wise and the Gators became the **first program in NCAA history to win 100 consecutive sets, as well as the first to win 130 consecutive regular-season conference matches.**

In addition to the being the most successful female head coach in Division I history (the evidence of which you can see on both these pages), Wise is the **only coach in history to amass a .900-plus winning percentage in the first 20 seasons at one school**, posting a record of 632-69 (.902) from 1991-2010.

Florida and Coach Wise paired their national success with a dominance of the SEC, logging a **.942 winning percentage and 422-26 record in SEC matches.**

The Gators draw their success from Wise's exciting, high-powered offense, which ranks among the nation's best seemingly every year.

Florida boasts three of the top 10 all-time hitting percentage leaders in Division I history, including Chloe Mann's (2010-13) record clip of .476--which ranks all-time across all divisions. Heather Wright (1997-2000) finished with a .424 clip, ranking her sixth in Division I history and Rhamat Alhassan (2014-17) hit .423, putting her eighth overall.

On that same note, Florida is the **only program to have more than two individuals lead the nation in hitting percentage since the NCAA began tracking the statistic in 1994**, with Wright doing so in 1999 (.451), Mann doing so in 2012 (.444) and 2013 (.506), and Rhamat Alhassan doing so as a freshman in 2014 (.458).

As a team, the Gators are **one of two Division I programs to lead the nation in hitting percentage more than twice since the NCAA began tracking the stat in 1994**. Florida's led the nation each of the last two seasons (.313 in 2015, .338 in 2016) and did so in 2011 (.309).

Historic Streaks Under Wise

- **27** - NCAA Tournament berths (*tied 4th-longest streak in Div. I history*)
- **27** - 25-win seasons (*longest active streak in Div. I by 11 seasons*)
- **22** - Top-15 Finishes in the AVCA Poll (*2nd-longest streak in history*)
- **18** - SEC Titles from 1991-2008 (*Div. I women's volleyball record*)
- **145** - SEC regular season matches won from 1995-2004 (*Div. I record*)
- **121** - SEC matches won from 1998-2004 (*5th-longest streak in NCAA history--all divisions*)
- **105** - Sets won in 2003 (*2nd-longest streak in NCAA history--all divisions*)
- **58** - Home matches won from 1990-94 (*6th-longest streak in Div. I history*)

Highest Winning Percentage

(active coaches, all divisions, 20+ seasons)

Coach, Current Team (Total Seasons)	Pct. [Record]
1. Russ Rose, Penn State (39+)	.863 [1,255-199]
2. Rick Squiers, Neb.-Kearney** (25+)	.850 [824-145]
3. Mary Wise, Florida (31+)	.846 [914-167]
4. Chris Catanach, Tampa** (34+)	.842 [1,052-197]
5. John Cook, Nebraska (25+)	.832 [699-141]

Most Wins

(active coaches, all divisions)

Coach, Current Team (Total Seasons)	Wins
1. Russ Rose, Penn State (39+)	1,255
2. Tracy Rietzke, Rockhurst** (36+)	1,225
3. Chris Catanach, Tampa** (34+)	1,052
4. Shelton Collier, Wingate** (34+)	1,032
5. Julie Jenkins, Trinity*** (34+)	920
6. Mary Wise, Florida (31+)	914
7. Karen Chisum, Texas State (38+)	878
8. Rick Squiers, Neb.-Kearney** (25+)	824
9. Chris Poole, Florida State (31+)	810
10. Joe Sagula, North Carolina (36+)	798

Highest Winning Percentage in NCAA History

(all divisions, 20+ seasons)

Coach (Teams, Seasons)	Pct. [Record]
1. Russ Rose, Penn State (39+)	.863 [1,255-199]
2. Dave Shoji (Hawaii, 1975-16)	.855 [1,202-204]
3. Rick Squiers, Neb.-Kearney** (25+)	.850 [824-145] (Hastings^, 1993-98; Neb.-Kearney**, 1999-Pr.)
4. Mary Wise, Florida (31+)	.846 [914-167] (Iowa State, 1981-84; Florida, 1991-Pr.)
5. Chris Catanach, Tampa** (34+)	.842 [1,052-197]
6. John Cook	.832 [699-141] (Wisconsin, 1992-98; Nebraska, 2000-Pr)
7. John Dunning	.828 [888-185] (Pacific, 1985-00; Stanford, 2001-16)
8. Larry Bock (Juniata***, 1977-10; Navy, 2011-17)	.820 [1,348-295]

Most NCAA Tournament Wins

(Division I history)

Coach (Teams, Seasons)	Wins
1. Russ Rose (Penn State, 1981-Pr.)	98
2. John Dunning (Pacific, 1985-00; Stanford, 2001-17)	95
3. Dave Shoji (Hawaii, 1981-16)	79
4. Mick Haley (Texas, 1981-96; USC, 2001-Pr.)	83
5. John Cook (Wisconsin, 1992-98; Nebraska, 2000-Pr.)	75
6. Andy Banachowski (UCLA, 1981-09)	73
7. Mary Wise (Florida, 1991-Pr.)	70
8. Jerritt Elliott (USC, 1999-00; Texas, 2001-Pr.)	58

^ - denotes NAIA; ** - denotes Division II; *** - denotes Division III

2018 GATORS SEASON / CAREER HIGHS

#2 DARRIELLE KING 6-3 | R-SO | MB | Desoto, Texas (Family, Youth & Community Services Major)



2018 SEASON	CATEGORY	CAREER
1, 2x, last vs. Jacksonville (9/14/18)	Kills	9 at LIU Brooklyn (9/11/16)
1,000 vs. CSUN (9/7/18)	Hitting %	1,000 vs. CSUN (9/7/18)
n/a	Assists	n/a
n/a	Service Aces	n/a
1, 2x, last vs. Jacksonville (9/14/18)	Blocks	4, 2x, last vs. LSU (10/30/16)
1.5 vs. Jacksonville (9/14/18)	Points	10.5 at LIU Brooklyn (9/11)

Season	sp-mp	k	k/s	e	ta	pct	a	a/s	sa	sa/s	se	dig	d/s	re	bs	ba	tb	b/s	be	bhe	pts	pts/s
2016	31-16	32	1.03	7	56	.446	0	0.00	0	0.00	0	4	0.13	0	2	17	19	0.61	2	0	42.5	1.35
2017	0-0	0	0.00	0	0	.000	0	0.00	0	0.00	0	0	0.00	0	0	0	0	0.00	0	0	0.0	0.00
2018	8-7	2	0.25	5	10	-.300	0	0.00	0	0.00	0	2	0.25	0	0	2	2	0.25	0	0	3.0	0.38
TOTAL	39-23	34	0.87	12	66	.333	0	0.00	0	0.00	0	6	0.15	0	2	19	21	0.54	2	0	45.5	1.15

#5 RACHAEL KRAMER 6-8 | JR | MB | Phoenix, Ariz. (Marketing Major)



2018 SEASON	CATEGORY	CAREER
17 at Northern Arizona (9/7/18)	Kills	20 vs. Nebraska (8/26/17)
.636 vs. Southern Illinois (9/8/18)	Hitting %	.778, 2x, last vs. Auburn (11/23/16)
n/a	Assists	n/a
n/a	Service Aces	n/a
6, 6x, last at Florida State (9/12/18)	Blocks	8, 2x, last vs. Arkansas (11/10/17)
20.0 at Northern Arizona (9/7/18)	Points	21.5 vs. Nebraska (8/26/17)

Season	sp-mp	k	k/s	e	ta	pct	a	a/s	sa	sa/s	se	dig	d/s	re	bs	ba	tb	b/s	be	bhe	pts	pts/s
2016	88-29	176	2.00	24	283	.537	0	0.00	0	0.00	0	8	0.09	0	8	73	81	0.92	6	0	220.5	2.50
2017	116-32	308	2.66	69	594	.402	0	0.00	0	0.00	0	9	0.08	0	5	114	119	1.03	10	1	370.0	3.19
2018	48-12	97	2.02	35	191	.325	0	0.00	0	0.00	8	11	0.23	0	8	43	51	1.06	4	0	126.5	2.62
TOTAL	252-73	581	2.31	128	1068	.424	0	0.00	0	0.00	8	28	0.11	0	21	230	251	1.00	20	1	717.0	2.85

#7 PAIGE HAMMONS 6-1 | SO | OH | Louisville, Ky. (Social & Behavioral Sciences Major)



2018 SEASON	CATEGORY	CAREER
9, 3x, last vs. FIU (9/14/18)	Kills	11 at Arkansas (9/24/17)
.714 vs. CSUN (9/7/18)	Hitting %	1,000 at Kentucky (11/1/17)
2, 2x, last vs. Louisville (9/1/18)	Assists	2, 8x, last vs. Louisville (9/1/18)
2, 2x, last vs. Army (9/15/18)	Service Aces	4, 2x, last vs. Alabama State (11/30/17)
15 vs. UCF (9/2/18)	Digs	18 vs. Miami (12/1/17)
4.0, 2x, last vs. FIU (9/14/18)	Blocks	4.0, 2x, last vs. FIU (9/14/18)
12.0, 3x, last vs. FIU (9/14/18)	Points	12.0, 5x, last vs. FIU (9/14/18)

Season	sp-mp	k	k/s	e	ta	pct	a	a/s	sa	sa/s	se	dig	d/s	re	bs	ba	tb	b/s	be	bhe	pts	pts/s
2017	115-32	105	0.91	64	384	.107	25	0.22	30	0.26	35	254	2.21	32	5	22	27	0.23	0	2	151.0	1.31
2018	48-12	63	1.31	23	199	.201	7	0.15	9	0.19	14	107	2.23	16	3	17	20	0.42	1	0	83.5	1.73
TOTAL	163-44	168	1.03	87	583	.139	32	0.20	39	0.24	49	361	2.21	48	8	39	47	0.29	1	2	234.5	1.44

#9 MIA SOKOLOWSKI 6-3 | R-SO | OH | Tucson, Ariz. (African American Studies Major)



2018 SEASON	CATEGORY	CAREER
11 vs. Army (9/15/18)	Kills	11 vs. Army (9/15/18)
1,000 vs. UCF (9/2/18)	Hitting %	1,000 vs. UCF (9/2/18)
n/a	Assists	1 vs. Stanford (12/14/17)
n/a	Service Aces	n/a
2 vs. USC (8/31/18)	Blocks	4 at Tennessee (11/5/17)
11.5 vs. Army (9/15/18)	Points	11.5 vs. Army (9/15/18)

Season	sp-mp	k	k/s	e	ta	pct	a	a/s	sa	sa/s	se	dig	d/s	re	bs	ba	tb	b/s	be	bhe	pts	pts/s
2016	0-0	0	0.00	0	0	.000	0	0.00	0	0.00	0	0	0.00	0	0	0	0	0.00	0	0	0.0	0.00
2017	59-24	65	1.10	56	233	.039	1	0.02	0	0.00	0	23	0.39	2	0	20	20	0.34	5	0	75.0	1.27
2018	30-11	35	1.17	13	90	.244	0	0.00	0	0.00	0	5	0.17	0	1	8	9	0.30	2	1	40.0	1.33
TOTAL	89-35	100	1.12	69	323	.096	1	0.01	0	0.00	0	28	0.31	2	1	28	29	0.33	7	1	115.0	1.29

#10 TAELORE KELLUM 6-2 | SR | MB | Chattanooga, Tenn. (Linguistics Major)



2018 SEASON	CATEGORY	CAREER
10 vs. Louisville (9/1/18)	Kills	10 vs. Louisville (9/1/18)
1,000 vs. CSUN (9/7/18)	Hitting %	1,000, 4x, last vs. vs. CSUN (9/7/18)
n/a	Assists	n/a
n/a	Service Aces	1 vs. Morgan State (9/3/16)
7, 2x, last vs. Jacksonville (9/14/18)	Blocks	7, 2x, last vs. Jacksonville (9/14/18)
13.5, 2x, last at Northern Arizona (9/7/18)	Points	13.5, 2x, last at Northern Arizona (9/7/18)

Season	sp-mp	k	k/s	e	ta	pct	a	a/s	sa	sa/s	se	dig	d/s	re	bs	ba	tb	b/s	be	bhe	pts	pts/s
2015	9-7	3	0.33	1	10	.200	0	0.00	0	0.00	0	0	0.00	0	1	4	5	0.56	2	0	6.0	0.67
2016	21-14	19	0.90	10	43	.209	0	0.00	1	0.05	1	1	0.05	0	0	14	14	0.67	1	0	27.0	1.29
2017	8-5	11	1.38	1	14	.714	0	0.00	0	0.00	1	0	0.00	0	1	2	3	0.38	0	0	13.0	1.62
2018	46-12	84	1.83	29	163	.337	0	0.00	0	0.00	0	14	0.30	0	10	37	47	1.02	5	0	112.5	2.43
TOTAL	84-38	117	1.39	41	230	.330	0	0.00	1	0.01	2	15	0.18	0	12	57	69	0.82	8	0	158.5	1.88

2018 GATORS SEASON / CAREER HIGHS

#12 MORGYN GREER 6-3 | JR | OH | Dripping Springs, Texas (Political Science Major)



2018 SEASON	CATEGORY	CAREER
1 vs. Southern Illinois (9/8/17)	Kills	9, 2x, last at Missouri (11/25/17)
n/a	Hitting %	.571 vs. Morgan State (9/3/16)
n/a	Assists	1 at Missouri (11/25/17)
n/a	Service Aces	1 vs. South Carolina (10/27/17)
n/a	Blocks	3, 2x, last vs. Florida State (12/3)
1.0 vs. Southern Illinois (9/8/17)	Points	10 at Missouri (11/25/17)

Season	sp-mp	k	k/s	e	ta	pct	a	a/s	sa	sa/s	se	dig	d/s	re	bs	ba	tb	b/s	be	bhe	pts	pts/s
2016	55-23	66	1.20	31	196	.179	0	0.00	0	0.00	0	22	0.40	0	1	20	21	0.38	7	0	77.0	1.40
2017	26-13	29	1.12	18	76	.145	1	0.04	1	0.04	0	3	0.12	2	1	3	4	0.15	1	0	32.5	1.23
2018	3-3	1	0.33	4	8	-.375	0	0.00	0	0.00	0	0	0.00	0	0	0	0	0.00	0	0	1.0	0.33
TOTAL	84-39	96	1.14	53	280	.154	1	0.01	1	0.01	0	25	0.30	2	2	23	25	0.30	8	0	110.5	1.31


#14 ALLIE GREGORY 5-6 | JR | L | Louisville, Ky. (Health Education & Behavior Major)



2018 SEASON	CATEGORY	CAREER
1 vs. UCF (9/2/18)	Kills	1, 2x, last vs. UCF (9/2/18)
1.000 vs. UCF (9/2/18)	Hitting %	1.000, 2x, last vs. UCF (9/2/18)
7, 2x, last vs. Louisville (9/1/18)	Assists	7, 2x, last vs. Louisville (9/1/18)
2, 2x, last vs. Texas (8/25/18)	Service Aces	2, 8x, last vs. Texas (8/25/18)
22 at Northern Arizona (9/7/18)	Digs	22 at Northern Arizona (9/7/18)
2.0, 2x, last vs. Texas (8/25/18)	Points	2.0, 2x, last vs. Texas (8/25/18)

Season	sp-mp	k	k/s	e	ta	pct	a	a/s	sa	sa/s	se	dig	d/s	re	bs	ba	tb	b/s	be	bhe	pts	pts/s
2016	103-31	1	0.01	1	2	.000	25	0.24	19	0.18	28	177	1.72	18	0	1	1	0.01	0	0	20.5	0.19
2017	116-32	0	0.00	0	1	.000	42	0.36	11	0.09	35	212	1.83	13	0	0	0	0.00	0	1	11.0	0.09
2018	48-12	1	0.02	0	1	1.000	47	0.98	7	0.15	7	177	3.69	5	0	0	0	0.00	0	1	8.0	0.17
TOTAL	267-75	2	0.01	1	4	.250	114	0.43	37	0.14	70	566	2.12	36	0	1	1	0.00	0	2	39.5	0.15

#16 MACY PHILLIPS 5-7 | SO | DS | Merritt Island, Fla. (Social & Behavioral Sciences Major)



2018 SEASON	CATEGORY	CAREER
n/a	Kills	n/a
n/a	Hitting %	n/a
n/a	Assists	n/a
3 vs. USC (8/31/18)	Service Aces	3 vs. USC (8/31/18)
n/a	Digs	1 at Mississippi State (10/29/17)
3.0 vs. USC (8/31/18)	Points	3.0 vs. USC (8/31/18)

Season	sp-mp	k	k/s	e	ta	pct	a	a/s	sa	sa/s	se	dig	d/s	re	bs	ba	tb	b/s	be	bhe	pts	pts/s
2017	2-2	0	0.00	0	0	.000	0	0.00	0	0.00	2	1	0.50	0	0	0	0	0.00	0	0	0.0	0.00
2018	16-9	0	0.00	0	0	.000	0	0.00	3	0.19	12	0	0.00	0	0	0	0	0.00	0	0	3.0	0.19
TOTAL	18-11	0	0.00	0	0	.000	0	0.00	3	0.17	14	1	0.06	0	0	0	0	0.00	0	0	3.0	0.17

#19 PAULA CERAME 5-8 | FR | DS/L | Boca Raton, Fla. (Social & Behavioral Sciences Major)



2018 SEASON	CATEGORY	CAREER
n/a	Kills	n/a
n/a	Hitting %	n/a
n/a	Assists	n/a
1 vs. Southern Illinois (9/8/18)	Service Aces	1 vs. Southern Illinois (9/8/18)
2 at Northern Arizona (9/7/18)	Digs	2 at Northern Arizona (9/7/18)
5 vs. Southern Illinois (9/8/18)	Points	5 vs. Southern Illinois (9/8/18)
2.0 at Northern Arizona (9/7/18)	Points	2.0 at Northern Arizona (9/7/18)

Season	sp-mp	k	k/s	e	ta	pct	a	a/s	sa	sa/s	se	dig	d/s	re	bs	ba	tb	b/s	be	bhe	pts	pts/s
2018	29-11	0	0.00	1	1	-1.000	1	0.03	6	0.21	13	12	0.41	0	0	0	0	0.00	0	0	6.0	0.21
TOTAL	29-11	0	0.00	1	1	-1.000	1	0.03	6	0.21	13	12	0.41	0	0	0	0	0.00	0	0	6.0	0.21

#20 THAYER HALL 6-3 | FR | OH | Spartanburg, S.C. (Social & Behavioral Sciences Major)



2018 SEASON	CATEGORY	CAREER
21 vs. Texas (8/25/18)	Kills	21 vs. Texas (8/25/18)
.333 vs. Jacksonville (9/14/18)	Hitting %	.333 vs. Jacksonville (9/14/18)
2 vs. Texas (8/25/18)	Assists	2 vs. Texas (8/25/18)
5 vs. Jacksonville (9/14/18)	Service Aces	5 vs. Jacksonville (9/14/18)
19 vs. UCF (9/2/18)	Digs	19 vs. UCF (9/2/18)
4 vs. Texas (8/25/18)	Blocks	4 vs. Texas (8/25/18)
23.0 vs. Texas (8/25/18)	Points	23.0 vs. Texas (8/25/18)

Season	sp-mp	k	k/s	e	ta	pct	a	a/s	sa	sa/s	se	dig	d/s	re	bs	ba	tb	b/s	be	bhe	pts	pts/s
2018	48-12	168	3.50	63	477	.220	5	0.10	11	0.23	23	85	1.77	6	3	24	27	0.56	3	2	194.0	4.04
TOTAL	48-12	168	3.50	63	477	.220	5	0.10	11	0.23	23	85	1.77	6	3	24	27	0.56	3	2	194.0	4.04

2018 GATORS SEASON / CAREER HIGHS

#21 MARLIE MONSEREZ

6-0 | FR | S | Windermere, Fla. (Social & Behavioral Sciences Major)



2018 SEASON	CATEGORY	CAREER
3 at Nebraska (8/24/18)	Kills	3 at Nebraska (8/24/18)
1,000 at Nebraska (8/24/18)	Hitting %	1,000 at Nebraska (8/24/18)
29 vs. Texas (8/25/18)	Assists	29 vs. Texas (8/25/18)
2 at Northern Arizona (9/7/18)	Service Aces	2 at Northern Arizona (9/7/18)
11 vs. Texas (8/25/18)	Digs	11 vs. Texas (8/25/18)
4.0 at Nebraska (8/24/18)	Points	4.0 at Nebraska (8/24/18)

Season	sp-mp	k	k/s	e	ta	pct	a	a/s	sa	sa/s	se	dig	d/s	re	bs	ba	tb	b/s	be	bhe	pts	pts/s
2018	42-12	6	0.14	1	8	.625	179	4.26	3	0.07	9	49	1.17	1	0	3	3	0.07	2	4	10.5	0.24
TOTAL	42-12	6	0.14	1	8	.625	179	4.26	3	0.07	9	49	1.17	1	0	3	3	0.07	2	4	10.5	0.24

#22 ALLIE MONSEREZ

5-9 | R-SR - Transfer | S | Windermere, Fla. (Master's in Entrepreneurship)



2018 SEASON	CATEGORY	CAREER
3 vs. Southern Illinois (9/8/18)	Kills	4 at Georgia (11/2/16)
1,000, 3x, last vs. Jacksonville (9/14/18)	Hitting %	1,000, 7x, last vs. Jacksonville (9/14/18)
47 at Southern Illinois (9/7/18)	Assists	66 vs. Florida State (12/3/16)
2, 3x, last vs. Army (9/15/18)	Service Aces	4 vs. Georgia (10/23/16)
11, 2x, last at Northern Arizona (9/7/18)	Digs	20 vs. Nebraska (8/26/17)
1 vs. Southern Illinois (9/8/18)	Blocks	6 at Georgia (11/2/16)

Season	sp-mp	k	k/s	e	ta	pct	a	a/s	sa	sa/s	se	dig	d/s	re	bs	ba	tb	b/s	be	bhe	pts	pts/s
2015	0-0	0	0.00	0	0	.000	0	0.00	0	0.00	0	0	0.00	0	0	0	0	0.00	0	0	0.0	0.00
2016	101-30	38	0.38	9	82	.354	1248	12.36	22	0.22	31	219	2.17	0	1	67	68	0.67	11	25	94.5	0.93
2017	116-32	11	0.09	10	30	.033	848	7.31	24	0.21	36	254	2.19	0	0	17	17	0.15	2	26	43.5	0.37
2018	48-12	6	0.12	0	12	.500	310	6.46	11	0.23	10	96	2.00	0	0	1	1	0.02	2	6	17.5	0.35
TOTAL	265-74	55	0.21	19	124	.290	2406	9.08	57	0.22	77	569	2.15	0	1	85	86	0.32	15	57	155.5	0.58

#23 CHANELLE HARGREAVES

5-4 | JR | DS | Tampa, Fla. (Sociology)



2018 SEASON	CATEGORY	CAREER
n/a	Kills	n/a
n/a	Hitting %	n/a
n/a	Assists	1, 3x, last vs. Auburn (11/22/17)
n/a	Service Aces	3 vs. Central Michigan (9/3/16)
2, 2x, last vs. FIU (9/15/18)	Digs	5, 2x, last at Texas A&M (10/16/16)
n/a	Points	3.0 vs. Central Michigan (9/3)

Season	sp-mp	k	k/s	e	ta	pct	a	a/s	sa	sa/s	se	dig	d/s	re	bs	ba	tb	b/s	be	bhe	pts	pts/s
2016	90-31	0	0.00	0	0	.000	1	0.01	19	0.21	21	41	0.46	2	0	0	0	0.00	0	0	19.0	0.21
2017	77-30	0	0.00	0	0	.000	2	0.03	2	0.03	15	14	0.18	1	0	0	0	0.00	0	0	2.0	0.03
2018	5-5	0	0.00	0	0	.000	0	0.00	0	0.00	1	5	1.00	0	0	0	0	0.00	0	0	0.0	0.00
TOTAL	172-66	0	0.00	0	0	.000	3	0.02	21	0.12	37	60	0.35	3	0	0	0	0.00	0	0	21.0	0.12

#31 RILEY FISCHER

5-7 | FR | DS/L | Kennesaw, Ga. (Social & Behavioral Sciences Major)



2018 SEASON	CATEGORY	CAREER
1 vs. USC (8/31/18)	Kills	1 vs. USC (8/31/18)
1,000 vs. USC (8/31/18)	Hitting %	1,000 vs. USC (8/31/18)
2 vs. Southern Illinois (9/8/18)	Assists	2 vs. Southern Illinois (9/8/18)
2 vs. Southern Illinois (9/8/18)	Service Aces	2 vs. Southern Illinois (9/8/18)
6 vs. UCF (9/2/18)	Digs	6 vs. UCF (9/2/18)
2.0 vs. Southern Illinois (9/8/18)	Points	2.0 vs. Southern Illinois (9/8/18)

Season	sp-mp	k	k/s	e	ta	pct	a	a/s	sa	sa/s	se	dig	d/s	re	bs	ba	tb	b/s	be	bhe	pts	pts/s
2018	29-12	1	0.03	0	1	1.000	4	0.14	2	0.07	7	13	0.45	1	0	0	0	0.00	0	0	3.0	0.10
TOTAL	29-12	1	0.03	0	1	1.000	4	0.14	2	0.07	7	13	0.45	1	0	0	0	0.00	0	0	3.0	0.10

#32 HALEY WARNER

6-2 | FR | RS | Fayetteville, Ark. (Social & Behavioral Sciences Major)



2018 SEASON	CATEGORY	CAREER
6, 2x, last vs. CSUN (9/7/18)	Kills	6, 2x, last vs. CSUN (9/7/18)
.714 vs. CSUN (9/7/18)	Hitting %	.714 vs. CSUN (9/7/18)
1, 2x, last vs. Louisville (9/1/18)	Assists	1, 2x, last vs. Louisville (9/1/18)
3, 2x, last at Northern Arizona (9/7/18)	Digs	3, 2x, last at Northern Arizona (9/7/18)
3 vs. CSUN (9/7/18)	Blocks	3 vs. CSUN (9/7/18)
8.0 vs. CSUN (9/7/18)	Points	8.0 vs. CSUN (9/7/18)

Season	sp-mp	k	k/s	e	ta	pct	a	a/s	sa	sa/s	se	dig	d/s	re	bs	ba	tb	b/s	be	bhe	pts	pts/s
2018	22-8	29	1.32	15	59	.237	2	0.09	0	0.00	0	10	0.45	0	1	7	8	0.36	1	0	33.5	1.50
TOTAL	22-8	29	1.32	15	59	.237	2	0.09	0	0.00	0	10	0.45	0	1	7	8	0.36	1	0	33.5	1.50

2018 GATORS SEASON / CAREER HIGHS

#40 HOLLY CARLTON 6-7 | R-SO | S/RS | Sterling, Va. (Sport Management Major)



2018 SEASON.....	CATEGORY	CAREER
19 at Northern Arizona (9/7/18).....	Kills.....	19 at Northern Arizona (9/7/18)
.583 vs. CSUN (9/7/18).....	Hitting %.....	.583 vs. CSUN (9/7/18)
2, 2x, last vs. FIU (9/15/18).....	Assists.....	51 vs. LSU (9/10/17)
5, 3x, last at Florida State (9/12/18).....	Blocks.....	10 at Wake Forest (11/22/17)
6 vs. FIU (9/15/18).....	Digs.....	13, 3x, last at Wake Forest (11/22/17)
20.0 at Northern Arizona (9/7/18).....	Points.....	20.0 at Northern Arizona (9/7/18)

Season	sp-mp	k	k/s	e	ta	pct	a	a/s	sa	sa/s	se	dig	d/s	re	bs	ba	tb	b/s	be	bhe	pts	pts/s
2018	48-12	111	2.31	30	272	.298	7	0.15	7	0.15	10	24	0.50	0	4	29	33	0.69	6	0	136.5	2.83
TOTAL	48-12	111	2.31	30	272	.298	7	0.15	7	0.15	10	24	0.50	0	4	29	33	0.69	6	0	136.5	2.83

#99 LAUREN DOOLEY 6-6 | FR | MB | Plano, Texas (Social & Behavioral Sciences Major)



2018 SEASON.....	CATEGORY	CAREER
1, 4x, last vs. Army (9/15/18).....	Kills.....	1, 4x, last vs. Army (9/15/18)
1.000, 2x, last vs. Army (9/15/18).....	Hitting %.....	1.000, 2x, last vs. Army (9/15/18)
n/a.....	Assists.....	n/a
3.0 vs. UCF (9/2/18).....	Blocks.....	3.0 vs. UCF (9/2/18)
2 vs. FIU (9/15/18).....	Digs.....	2 vs. FIU (9/15/18)
2.5 vs. UCF (9/2/18).....	Points.....	2.5 vs. UCF (9/2/18)

Season	sp-mp	k	k/s	e	ta	pct	a	a/s	sa	sa/s	se	dig	d/s	re	bs	ba	tb	b/s	be	bhe	pts	pts/s
2018	7-6	4	0.57	1	8	.375	0	0.00	0	0.00	0	2	0.29	0	0	7	7	1.00	1	0	7.5	1.00
TOTAL	7-6	4	0.57	1	8	.375	0	0.00	0	0.00	0	2	0.29	0	0	7	7	1.00	1	0	7.5	1.00

2018 SEASON STATS

Overall record: 9-3 | Conf: 0-0 | Home: 5-1 | Away: 2-1 | Neutral : 2-1

#	Player	sp	Attack					Set		Serve			Rec. re	Dig		Blocking					pts	
			k	k/s	e	ta	pct.	a	a/s	sa	se	sa/s		dig	dig/s	bs	ba	Total	blk/s	be		bhe
14	Gregory, Allie	48	1	0.02	0	1	1.000	47	0.98	7	7	0.15	5	177	3.69	0	0	0	0.00	0	1	8.0
31	Fischer, Riley	29	1	0.03	0	1	1.000	4	0.14	2	7	0.07	1	13	0.45	0	0	0	0.00	0	0	3.0
21	Monserrez, Marlie	42	6	0.14	1	8	.625	179	4.26	3	9	0.07	1	49	1.17	0	3	3	0.07	2	4	10.5
22	Monserrez, Allie	48	6	0.12	0	12	.500	310	6.46	11	10	0.23	0	96	2.00	0	1	1	0.02	2	6	17.5
99	Dooley, Lauren	7	4	0.57	1	8	.375	0	0.00	0	0	0.00	0	2	0.29	0	7	7	1.00	1	0	7.5
10	Kellum, Taelor	46	84	1.83	29	163	.337	0	0.00	0	0	0.00	0	14	0.30	10	37	47	1.02	5	0	112.5
5	Kramer, Rachael	48	97	2.02	35	191	.325	0	0.00	0	8	0.00	0	11	0.23	8	43	51	1.06	4	0	126.5
40	Carlton, Holly	48	111	2.31	30	272	.298	7	0.15	7	10	0.15	0	24	0.50	4	29	33	0.69	6	0	136.5
9	Sokolowski, Mia	30	35	1.17	13	90	.244	0	0.00	0	0	0.00	0	5	0.17	1	8	9	0.30	2	1	40.0
32	Warner, Haley	22	29	1.32	15	59	.237	2	0.09	0	0	0.00	0	10	0.45	1	7	8	0.36	1	0	33.5
20	Hall, Thayer	48	168	3.50	63	477	.220	5	0.10	11	23	0.23	6	85	1.77	3	24	27	0.56	3	2	194.0
7	Hammons, Paige	48	63	1.31	23	199	.201	7	0.15	9	14	0.19	16	107	2.23	3	17	20	0.42	1	0	83.5
16	Phillips, Macy	16	0	0.00	0	0	.000	0	0.00	3	12	0.19	0	0	0.00	0	0	0	0.00	0	0	3.0
23	Hargreaves, Chanelle	5	0	0.00	0	0	.000	0	0.00	0	1	0.00	0	5	1.00	0	0	0	0.00	0	0	0.0
2	King, Darrielle	8	2	0.25	5	10	-.300	0	0.00	0	0	0.00	0	2	0.25	0	2	2	0.25	0	0	3.0
12	Greer, Morgyn	3	1	0.33	4	8	-.375	0	0.00	0	0	0.00	0	0	0.00	0	0	0	0.00	0	0	1.0
19	Cerame, Paula	29	0	0.00	1	1	-1.000	1	0.03	6	13	0.21	0	12	0.41	0	0	0	0.00	0	0	6.0
FLORIDA		48	608	12.67	220	1500	.259	562	11.71	59	114	1.23	35	612	12.75	30	178	119.0	2.48	27	14	786.0
Opponents		48	533	11.10	295	1566	.152	489	10.19	35	101	0.73	59	586	12.21	17	139	86.5	1.80	15	15	654.5

Team Statistics	UF	OPP	Date	Opponent	Score	Score by set	Att.
ATTACK			Aug 24	at #2 Nebraska ^	W 3-1	25-20,25-22,23-25,25-23	8435
Kills	608	533	Aug 25	vs #3 Texas ^	L 2-3	18-25,25-21,25-21,21-25,10-15	8135
Errors	220	295	Aug 31	vs. #7 USC &	L 1-3	18-25, 25-16, 14-25, 21-25	4431
Total Attacks	1500	1566	Sept. 1	vs. Louisville &	W 3-1	25-20, 23-25, 25-18, 25-22	4801
Attack Pct	.259	.152	Sept. 2	vs. UCF &	W 3-1	26-24, 17-25, 25-23, 25-17	3323
Kills/Set	12.7	11.1	Sept. 7	vs. CSUN %	W 3-0	25-12, 25-18, 25-12	166
SET			Sept. 7	at Northern Arizona %	L 2-3	19-25, 25-22, 22-25, 25-20, 13-15	940
Assists	562	489	Sept. 8	vs. Southern Illinois %	W 3-1	17-25, 25-12, 25-10, 25-16	103
Attempts	1456	1552	Sept. 12	at Florida State #	W 3-1	25-22, 25-22, 16-25, 25-19	1362
Assist Pct	.386	.315	Sept. 14	vs. Jacksonville +	W 3-1	22-25, 25-15, 25-14, 25-13	3126
Assists/Set	11.7	10.2	Sept. 14	vs. FIU +	W 3-0	25-13, 25-12, 25-7	3126
SERVE			Sept. 15	vs. Army West Point	W 3-1	25-16, 25-12, 20-25, 25-16	5105
Aces	59	35	^ VERT Challenge (Lincoln, Neb.)				
Errors	114	101	& Bubly Invitational (Gainesville, Fla.)				
Attempts	1086	938	% Lumberjack Invitational (Flagstaff, Ariz.)				
Serve Pct	.895	.892	# Fresh From Florida Sunshine Showdown				
Aces/Set	1.2	0.7	+ Honda of Gainesville Gator Invitational (Gainesville, Fla.)				
SERVE RECEPTIONS			Record in 3-set matches: 2-0 Record in 4 set matches: 7-1 Record in 5 set matches: 0-2				
Errors	35	59					
Errors/Set	0.7	1.2					
Attempts	836	972					
Reception Pct	.958	.939					
DEFENSE							
Digs	612	586					
Digs/Set	12.8	12.2					
BLOCKING							
Block Solo	30	17					
Block Assist	178	139					
Total Blocks	119.0	86.5					
Blocks/Set	2.5	1.8					
Block Errors	27	15					
Ball handling errors	14	15					
ATTENDANCE							
Total	23912	10737					
Dates/Avg Per Date	6/3985	3/3579					
Neutral site #/Avg	3/2801	-					
Current win streak	5	-					
Home win streak	5	-					

Match wins by #sets	1st	2nd	3rd	4th	5th	Total
Florida	0	0	2	7	0	9
Opponents	0	0	0	1	2	3

Sets won by set	1st	2nd	3rd	4th	5th	Total
Florida	7	10	7	8	0	32
Opponents	5	2	5	2	2	16

Points by set	1st	2nd	3rd	4th	5th	Total
Florida	270	290	270	242	23	1095
Opponents	252	222	230	196	30	930



2018 SEASON STATS

FLORIDA TEAM MATCH-BY-MATCH (AS OF SEPT. 20, 2018)
ALL MATCHES

Date	Opponent	SP	Attack				Set			Serve				Recept			dig	Blocking				bhe	points	score
			K	e	ta	pct	a	ta	pct.	sa	se	ta	pct	re	ta	pct		bs	ba	be	total			
8/24/18	Nebraska	4	49	22	148	.182	46	122	.377	5	12	97	.876	5	78	.936	59	1	18	4	10.0	1	64.0	3-1
8/25/18	Texas	5	63	34	171	.170	62	149	.416	4	7	100	.930	2	96	.979	71	0	14	1	7.0	1	74.0	2-3
8/31/18	USC	4	46	24	145	.152	41	142	.289	7	6	79	.924	7	85	.918	50	1	14	5	8.0	1	61.0	1-3
9/1/18	Louisville	4	53	19	117	.291	49	117	.419	3	13	97	.866	3	70	.957	43	2	16	1	10.0	0	66.0	3-1
9/2/18	UCF	4	60	20	153	.261	57	154	.370	1	11	91	.879	1	81	.988	72	1	14	2	8.0	1	69.0	3-1
9/7/18	CSUN	3	36	9	66	.409	33	65	.508	7	5	73	.932	1	38	.974	23	4	14	4	11.0	1	54.0	3-0
9/7/18	Northern Arizona	5	70	23	172	.244	67	172	.390	5	5	105	.952	4	100	.960	67	3	20	3	13.0	3	88.0	2-3
9/8/18	Southern Illinois	4	50	18	122	.262	46	121	.380	4	8	91	.912	4	57	.930	53	1	12	3	7.0	0	61.0	3-1
9/12/18	Florida State	4	47	17	124	.242	40	129	.310	2	13	90	.856	4	84	.952	43	5	16	1	13.0	4	62.0	3-1
9/14/18	Jacksonville	4	44	13	98	.316	38	99	.384	9	12	96	.875	2	58	.966	43	4	16	1	12.0	1	65.0	3-1
9/14/18	FIU	3	37	5	76	.421	34	78	.436	5	10	73	.863	0	25	1.000	44	2	14	0	9.0	1	51.0	3-0
9/15/18	Army West Point	4	53	11	108	.389	49	108	.454	7	12	94	.872	2	64	.969	44	6	10	2	11.0	0	71.0	3-1
Florida		48	608	220	1500	.259	562	1456	.386	59	114	1086	.895	35	836	.958	612	30	178	27	119.0	14	786.0	
Opponents		48	533	295	1566	.152	489	1552	.315	35	101	938	.892	59	972	.939	586	17	139	15	86.5	15	654.5	

Sets played: 48
Kills per set: 12.67
Assists per set: 11.71

Service aces per set: 1.23
Digs per set: 12.75
Blocks per set: 2.48

Points per set: 16.38
Ball handling errors per set: 0.29
Reception errors per set: 0.73

OPPONENT TEAM MATCH-BY-MATCH (AS OF SEPT. 20, 2018)
ALL MATCHES

Date	Opponent	SP	Attack				Set			Serve				Recept			dig	Blocking				bhe	points	score
			K	e	ta	pct	a	ta	pct.	sa	se	ta	pct	re	ta	pct		bs	ba	be	total			
8/24/18	at Nebraska	4	49	30	151	.126	44	132	.333	5	13	91	.857	5	85	.941	65	2	15	2	9.5	0	63.5	3-1
8/25/18	vs. Texas	5	62	20	167	.251	56	144	.389	2	10	106	.906	4	93	.957	64	3	34	2	20.0	2	84.0	2-3
8/31/18	vs. USC	4	52	18	131	.260	48	133	.361	7	5	90	.944	7	73	.904	66	1	2	1	7.0	1	66.0	1-3
9/1/18	vs. Louisville	4	50	24	128	.203	49	131	.374	3	16	86	.814	3	84	.964	38	1	14	3	8.0	2	61.0	3-1
9/2/18	vs. UCF	4	53	20	158	.209	51	158	.323	1	10	91	.890	1	80	.988	63	2	12	1	8.0	0	62.0	3-1
9/7/18	vs. CSUN	3	26	24	79	.025	25	81	.309	1	6	44	.864	7	68	.897	17	0	8	0	4.0	1	31.0	3-0
9/7/18	at Northern Arizona	5	65	19	160	.287	60	170	.353	4	6	106	.943	5	100	.950	68	4	6	3	7.0	4	76.0	2-3
9/8/18	vs. Southern Illinois	4	33	28	121	.041	33	129	.256	4	7	64	.891	4	83	.952	45	1	6	0	4.0	1	41.0	3-1
9/12/18	at Florida State	4	47	28	138	.138	39	143	.273	4	4	89	.955	2	77	.974	57	1	14	0	8.0	3	59.0	3-1
9/14/18	vs. Jacksonville	4	38	33	120	.042	34	117	.291	2	10	68	.853	9	84	.893	37	1	6	1	4.0	1	44.0	3-1
9/14/18	vs. FIU	3	15	24	89	-.101	13	91	.143	0	8	33	.758	5	63	.921	28	0	8	0	4.0	0	19.0	3-0
9/15/18	vs. Army West Point	4	43	27	124	.129	37	123	.301	2	6	70	.914	7	82	.915	38	1	4	2	3.0	0	48.0	3-1
Opponent Totals		48	533	295	1566	.152	489	1552	.315	35	101	938	.892	59	972	.939	586	17	139	15	86.5	15	654.5	
		48	608	220	1500	.259	562	1456	.386	59	114	1086	.895	35	836	.958	612	30	178	27	119.0	14	786.0	

Sets played: 48
Kills per set: 11.10
Assists per set: 10.19

Service aces per set: 0.73
Digs per set: 12.21
Blocks per set: 1.80

Points per set: 13.64
Ball handling errors per set: 0.31
Reception errors per set: 1.23

LAST FLORIDA VS. OLE MISS MATCH - OCT. 13, 2017

#	Florida	S	Attack				a	Serve		re	dig	Blocking			bhe
			K	e	ta	pct		sa	se			bs	ba	be	
1	Rhamat Alhassan	3	20	0	26	.769	0	0	3	0	0	1	4	0	0
4	Carli Snyder	3	4	4	25	.000	1	1	4	1	11	0	3	0	0
5	Rachael Kramer	3	5	2	11	.273	0	0	0	0	0	1	4	0	0
7	Paige Hammons	3	2	1	14	.071	1	0	2	2	1	0	0	0	0
11	Cheyenne Huskey	3	3	0	6	.500	13	0	0	0	0	0	3	0	1
14	Allie Gregory	3	0	0	0	.000	2	0	1	1	8	0	0	0	0
6	Caroline Knop	3	0	0	0	.000	3	1	0	0	20	0	0	0	1
12	Morgyn Greer	2	0	1	2	-.500	0	0	0	0	0	0	0	0	0
15	Shainah Joseph	3	5	2	11	.273	0	0	0	0	1	0	3	0	0
22	Allie Monserez	3	0	0	0	.000	16	0	2	0	5	0	1	0	3
23	Chanelle Hargreaves	2	0	0	0	.000	0	0	1	0	0	0	0	0	0
Totals		3	39	10	95	.305	36	2	13	4	46	2	18	0	5

TOTAL TEAM BLOCKS: 11.0

Team Attack By Set

Set	K	E	TA	Pct.
1	17	5	38	.316
2	14	1	29	.448
3	18	4	28	.143

SET SCORES	1	2	3	Team Records
Florida (3)	25	25	25	14-0, 6-0
Ole Miss (0)	23	18	16	12-8, 3-4

#	Ole Miss	S	Attack				a	Serve		re	dig	Blocking			bhe
			K	e	ta	pct		sa	se			bs	ba	be	
3	Jordan Fate	3	0	0	0	.000	10	0	0	0	4	0	0	0	0
6	Bayleigh Scott	3	4	4	9	.000	0	0	0	0	0	0	0	0	0
13	Emily Stroup	3	8	10	25	-.080	1	1	1	1	13	0	0	0	0
14	Lexi Thompson	3	0	6	20	-.300	1	1	0	0	2	0	0	0	0
15	Kate Gibson	3	6	5	22	.045	0	1	3	1	5	1	0	0	0
16	Nayo Warnell	3	4	2	20	.100	0	0	0	0	0	1	1	0	0
1	Lauren Bars	3	1	0	5	.200	11	0	0	0	2	0	1	0	0
2	Leah Mulkey	1	0	0	0	.000	0	0	1	0	0	0	0	0	0
4	Delaney Gallagher	1	0	0	1	.000	0	0	0	0	0	0	0	0	0
5	Nicole Purcell	3	0	0	1	.000	0	1	0	0	3	0	0	0	0
9	Caitlin Wernentin	2	2	2	7	.000	0	0	0	0	1	0	0	0	0
12	Caroline Adams	3	0	0	0	.000	1	0	0	0	15	0	0	0	0
Totals		3	25	29	110	-.036	24	4	5	2	45	2	2	0	0

TOTAL TEAM BLOCKS: 3.0

Team Attack By Set

Set	K	E	TA	Pct.
1	10	5	39	.128
2	10	9	36	.028
3	5	15	35	-.286


Site: Oxford, Miss. (Gillom Sports Center)
Date: Oct. 13, 2017
Attendance: 959
Time: 1:27
Referees: Michael O'Connor, Suzanne Garland

	1	2	3	Total
Tie Scores	9	2	0	11
Lead Changes	5	1	0	6

RADIO/TV ROSTER



#2
DARRIELLE KING
6-3 | R-SO | MB
Desoto, Texas



#5
RACHAEL KRAMER
6-8 | JR | MB
Phoenix, Ariz.



#7
PAIGE HAMMONS
6-1 | SO | OH
Louisville, Ky.



#9
MIA SOKOLOWSKI
6-3 | R-SO | OH
Tucson, Ariz.



#10
TAELORE KELLUM
6-2 | SR | MB
Chattanooga, Tenn.



#12
MORGYN GREER
6-3 | JR | OH
Dripping Springs, Texas




#14
ALLIE GREGORY
5-6 | JR | DS
Louisville, Ky.



#16
MACY PHILLIPS
5-7 | SO | DS
Merritt Island, Fla.



#19
PAULA CERAME
5-8 | FR | DS
Boca Raton, Fla.



#20
THAYER HALL
6-3 | FR | OH
Spartanburg, S.C.



#21
MARLIE MONSEREZ
6-0 | FR | S
Windermere, Fla.



#22
ALLIE MONSEREZ
5-9 | R-SR | S
Windermere, Fla.



#23
CHANELLE HARGREAVES
5-4 | SO | DS
Tampa, Fla.



#31
RILEY FISCHER
5-7 | FR | DS
Kennesaw, Ga.



#32
HALEY WARNER
6-2 | FR | RS
Fayetteville, Ark.



#40
HOLLY CARLTON
6-7 | R-SO | S/RS
Sterling, Va.



#99
LAUREN DOOLEY
6-6 | FR | MB
Tampa, Fla.



MARY WISE
HEAD COACH



DAVE BOOS
ASSOCIATE HEAD COACH



SHANNON WELLS
ASSOCIATE HEAD COACH



KAJETAN BORECKI
VOLUNTEER ASSISTANT COACH