



UNIVERSITY OF FLORIDA

2016 SOFTBALL

Will Pantages, Assistant Director of Communications
University of Florida Athletic Association
P.O. Box 14485, Gainesville, FL 32604-2485
WillIP@gators.ufl.edu
O: (352) 375-4683 x 6120 • C: (352) 275-3398
www.FloridaGators.com

SEC CHAMPIONS: 1998, 2008, 2009, 2013, 2015 | **WCWS APPEARANCES:** 2008, 2009, 2010, 2011, 2013, 2014, 2015 | **NCAA CHAMPIONS:** 2014, 2015

2016 SCHEDULE & RESULTS

Date	Opponent	Time/Result
FEBRUARY		
USF Wilson-DeMarini Tournament (Tampa, Fla.)		
12 Fri	vs. Illinois State	W, 11-0 (5)
13 Sat	vs. No. 2 Michigan	W, 8-0 (5)
14 Sun	vs. Virginia Tech at USF	W, 8-0 (6) W, 11-1 (5)
17 Wed	vs. JACKSONVILLE	W, 6-0 W, 10-0 (5)
Diamond 9 Tournament (Orlando, Fla.)		
19 Fri	vs. UAB	W, 8-0 (5)
	vs. Stephen F. Austin	W, 6-2
20 Sat	vs. Omaha	W, 9-0 (5)
	vs. Elon	W, 3-1
21 Sun	vs. Jacksonville State	W, 10-0 (5)
Mary Nutter Collegiate Classic (Palm Springs, Calif.)		
25 Fri	vs. No. 10 UCLA	W, 2-1
	vs. North Carolina State	W, 5-2
26 Sat	vs. No. 8 Washington	W, 3-1
	vs. Nebraska	W, 8-0 (5)
27 Sun	vs. Utah	W, 1-0
MARCH		
3 Thurs	vs. ILLINOIS STATE	W, 7-2
AQUAFINA INVITATIONAL (Gainesville, Fla.)		
4 Fri	vs. FIU	W, 3-1
5 Sat	vs. SOUTH ALABAMA	W, 9-0
	vs. FIU	W, 10-0 (5)
6 Sun	vs. ILLINOIS STATE	W, 11-1 (6)
	vs. FAMU	W, 4-1
9 Wed	vs. South Dakota	W, 9-0 (6) W, 9-0 (5)
12 Sat	at No. 3 Auburn*	W, 6-3
13 Sun	at No. 3 Auburn*	W, 8-5
14 Mon	at No. 3 Auburn*	L, 5-4
16 Wed	vs. WINTHROP	W, 7-0
18 Fri	vs. No. 16 TENNESSEE*	W, 5-0
19 Sat	vs. No. 16 TENNESSEE*	W, 4-2
20 Sun	vs. No. 16 TENNESSEE*	W, 3-0
25 Fri	at No. 7 LSU*	W, 3-0 W, 3-0 (9)
26 Sat	at No. 7 LSU*	W, 6-2
APRIL		
1 Fri	vs. No. 6 ALABAMA*	L, 2-1
2 Sat	vs. No. 6 ALABAMA*	W, 3-2
3 Sun	vs. No. 6 ALABAMA*	L, 3-0
6 Wed	at RV UCF	W, 3-1
8 Fri	at RV Ole Miss*	W, 8-0
9 Sat	at RV Ole Miss*	W, 6-1
10 Sun	at RV Ole Miss*	W, 4-2
13 Wed	vs. No. 8 FSU	W, 1-0 (12)
16 Sat	vs. No. 5 ULL	W, 5-1 W, 14-1 (5)
17 Sun	vs. No. 5 ULL	W, 3-0
20 Wed	vs. No. 23 USF	W, 3-0
22 Fri	vs. MISSISSIPPI STATE*	W, 16-0
23 Sat	vs. MISSISSIPPI STATE*	W, 6-3
24 Sun	vs. MISSISSIPPI STATE*	W, 3-1 (10)
29 Fri	at Texas A&M*	W, 14-3 (6)
30 Sat	at Texas A&M*	W, 7-3
MAY		
1 Sun	at Texas A&M*	L, 6-4
4 Wed	at Florida State	W, 7-1
6 Fri	vs. ARKANSAS*	W, 9-0 (5)
7 Sat	vs. ARKANSAS*	W, 5-0
8 Sun	vs. ARKANSAS*	W, 8-0 (5)
11-14 Wed-Sat	SEC Tournament (Starkville, Miss.)	
20-22 Fri-Sun	NCAA Regional (16 Sites)	
26-29 Thurs-Sun	NCAA Super Regional (8 Sites)	

JUNE
2-8 Thu-Wed Women's College World Series (OKC)
All game times are Eastern Standard Time
* Southeastern Conference games



No. 1/1 FLORIDA
(52-4/20-4 SEC)



SEC Tournament

MAY 12-14, 2016

Nusz Park
Starkville, Miss.
Thursday: 5 p.m.
Friday: 5:30 p.m.
Saturday: 5 p.m.

Thursday: SEC Network
Friday: ESPNU
Saturday: ESPN

#GoGators #SECSB

NEWS & NOTES

- The No. 1-ranked and Southeastern Conference champion Florida Softball team (52-4/20-4 SEC) will open SEC Tournament play on Thursday at 5 p.m. ET against the winner of Wednesday's contest between No. 8 seed Georgia (40-16) and No. 9 seed Ole Miss (38-19).
- Florida enters the SEC Tournament as the No. 1 seed and travels to Starkville, Miss. looking for its fourth league tournament crown (also: 2008, 2009, 2013). Three of the last four times UF has won the SEC regular-season title, they have gone on to win the conference tournament.
- UF is 23-25 all-time in the SEC Tournament, with three championships.
- The Gators secured their sixth SEC regular-season championship (1998, 2008, 2009, 2013, 2015, 2016), and fifth under Florida head coach Tim Walton last Friday night.

QUICK HITS

- UF is ranked No. 1 in both polls, No. 1 in the NCAA RPI and has the seventh-toughest schedule in the NCAA.
- Florida has allowed just 60 runs and committed only 25 errors through 56 games. UF's 60 runs allowed through 56 games is the second fewest in school history through this point in any season. Florida's 2009 squad allowed 41 tallies through 56 contests.
- The Gators currently sport the second-best fielding percentage (.983) and best earned run average (0.89) in the nation. For comparison through 56 games last season, Florida's pitchers had a 1.84 ERA and its defense had committed 28 errors and had a fielding percentage of .981. UF went on to record a .981 fielding percentage and commit just 33 errors, which are both school records.
- UF's astounding 0.89 team ERA (367.2 IP) would go down as the second-best ERA for a single season in program history if the season ended today. In addition, Florida's miniscule .156 batting average against (367.2 IP) would be the top b/avg. for a single season in program history.
- Delanie Gourley (18-3, 202 K), Kelly Barnhill (15-0, 157 K) and Aleshia Ocasio (19-1, 127 K) are the first trio in UF history to win at least 15 games each and record 125+ strikeouts in a single season. UF is the only school in the nation with three different pitchers with at least 100 strikeouts in 2016.
- Ocasio (0.71) and Gourley (0.76) have the No. 3 and No. 4 ERAs in the country and Barnhill is 10th with a 1.32 earned run average. Historically, UF is trying to join its own 2009 squad and South Carolina's 1997 team as the only SEC teams to ever finish a season with two pitchers in the top-five nationally in ERA. In addition, UF has a chance to join FSU's 1993 squad as the only teams to finish a season with three pitchers in the top 10.
- UF's pitching trio leads the SEC with just 60 runs allowed and 486 strikeouts thrown. UF's strikeout total currently ranks third all-time in program history for a single season.
- Florida's opponents have only attempted to steal 10 bases against Aubree Munro and UF's catchers this season. That mark would shatter Florida's school record of 25 attempts by opponents that was set in 2015. In addition, UF's stolen-base-against percentage of 40% (4-10) this season would be the lowest in school history if the season ended today. Florida's 2003 team holds UF's top mark as they allowed just 51.7% (31-60) of runners to steal a base safely.
- Offensively, UF is sixth in the country in OBP (.441), 27th in scoring (6.25) and ranks 35th in BA (.318). The Gators .441 on base percentage would be the top mark in program history if the season ended today.
- Amanda Lorenz (.526), Kayli Kvistad (.524) and Nicole DeWitt (.521) are trying to become the first trio in school history to all have at least a .500 OBP or higher in a single season.
- Senior Kelsey Stewart is the NCAA active leader in games played (257), at-bats (891), hits (353), triples (29) and she's third in total bases (504) and fourth in runs scored (256). In addition, she's one of two active players in the country with 300-plus hits, 200-plus runs and 100-plus stolen bases.

SCHOOL INFORMATION

Official School Name..... University of Florida
 Location..... Gainesville, Fla.
 Founded..... 1853
 Enrollment..... 49,042
 President..... Dr. W. Kent Fuchs
 Nickname..... Gators
 Colors..... Orange (PMS 172) & Blue (PMS 286)
 Affiliation..... NCAA Division I
 Conference..... Southeastern - Eastern Division
 Athletics Director..... Jeremy Foley
 Senior Women's Administrator..... Lynda Tealer
 Athletics Department Phone..... (352) 375-4683
 Ticket Office Phone..... (352) 375-GoUF ext. 6800

STADIUM INFORMATION

Home Field..... Katie Seashole Pressly Stadium
 Capacity..... 1,200
 Field Dimensions..... 200 foul pole, 220 center
 Surface..... Grass
 Press Box Phone..... (352) 379-2879

COACHING STAFF

Head Coach..... Tim Walton (Oklahoma '96)
 Record at UF (Years)..... 604-125 (.828) (11)
 Career Record (Years)..... 727-189 (.794) (14)
 Assistant Coaches..... Jennifer Rocha (Oklahoma '99)
 Sharonda McDonald (Texas A&M '08)
 Volunteer Asst. Coach..... Doug Mirabelli (Wichita State)
 Athletic Trainer..... Katie Davis
 Strength & Conditioning Coordinator..... Paul Chandler
 Softball Program Coordinator..... Brittany Souillard
 Softball Office Phone..... (352) 375-4683 ext. 5554
 Office Fax..... (352) 375-7807

PROGRAM HISTORY

First Year of Softball..... 1997
 All-Time Program Record..... 965-372 (.723)
 All-Time SEC Record..... 365-179 (.670)
 Years in Women's College World Series/Last..... 7/2015
 Years in NCAA Regionals/Last..... 16/2015
 Record in NCAA Tournament..... 69-33 (.676)
 Record in SEC Tournament..... 23-25 (.479)
 SEC Titles..... 5 (1998, 2008, 2009, 2013, 2015)
 NCAA Titles..... 2 (2014, 2015)

TEAM INFORMATION

2016 Overall Record..... 52-4
 National Rank..... 1/1
 SEC Record..... 20-4
 Home Record..... 21-2
 Away Record..... 13-2
 Neutral Site Record..... 18-0
 Postseason Record..... 0-0
 SEC Tournament Finish..... TBD
 Letterwinners Returning/Lost..... 14/6
 Position Starters Returning/Lost..... 7/2
 Pitchers Returning/Lost..... 2/1
 Newcomers..... 7

FLORIDA COMMUNICATIONS

Softball Contact..... Will Pantages
 Office Phone..... (352) 375-4683 ext. 6120
 Cell Phone..... (352) 275-3398
 Office Fax..... (352) 375-4809
 E-Mail Address..... WillP@gators.ufl.edu
 Mailing Address..... P.O. Box 14485, Gainesville, FL 32604
 Overnight Address..... Gale Lemerand Dr.
 Ben Hill Griffin Stadium
 Gainesville, FL 32611
 Athletics Website..... www.FloridaGators.com
 Twitter/Instagram..... @GatorsSB
 Weatherline..... (352) 375-4683 ext. 3044

TOP RETURNEES

	GP/S	AVG.	AB	R	H	RBI	SB-A
Kelsey Stewart, INF	67/67	.435	232	71	101	41	26-28
Justine McLean, OF	60/33	.360	89	27	32	5	10-11
Nicole DeWitt, UT	60/53	.331	151	40	50	28	10-11
Kirsti Merritt, OF	67/67	.325	169	48	55	47	23-25
Taylor Fuller, UT	66/63	.276	163	40	45	56	7-7
Aubree Munro, C	57/51	.225	89	9	20	30	1-1

	ERA	W-L	IP	HR-ER	BB	K	
Aleshia Ocasio	2.01	18-3	136.0	101	45-39	25	155
Delanie Gourley	2.13	10-2	79.0	53	36-24	32	105

KEY LOSSES

	GP/S	AVG.	AB	R	H	RBI	SB-A
Lauren Haeger, UT	67/67	.348	187	50	65	71	2-3
Bailey Castro, UT	63/61	.293	133	42	39	36	1-1

	ERA	W-L	IP	HR-ER	BB	K	
Lauren Haeger	1.23	32-2	222.1	145	41-39	43	214



NUMERICAL ROSTER

NO.	NAME	POS.	HT.	B/T	YR.	HOMETOWN/HIGH SCHOOL
00	Voss, Alexandra	INF	5-2	L/R	Fr.	Coral Springs, FL/Coral Springs
1	Munro, Aubree	C	5-10	R/R	Sr.	Brea, CA./Brea Olinda
7	Stewart, Kelsey	INF	5-6	L/R	Sr.	Wichita, KA/Maize
8	Ocasio, Aleshia	UT	5-9	L/R	So.	St. Cloud, FL/Harmony
11	Barnhill, Kelly	RHP	5-8	R/R	Fr.	Marietta, GA/Pope
12	Fuller, Taylore	UT	5-9	R/R	Sr.	Trenton, FL/Chiefland
18	Lorenz, Amanda	OF	5-5	L/L	Fr.	Moorpark, CA/Moorpark
19	Herndon, Chelsea	OF	5-7	L/R	Jr.	Carrollton, TX/Hebron
20	Swertfager, Theresa	INF	5-4	R/R	Fr.	Katonah, NY/John Jay
21	Kvistad, Kayli	UT	5-8	L/R	So.	Lake City, FL/Columbia
23	DeWitt, Nicole	UT	5-7	L/R	So.	Garden Grove, CA/Pacifica
24	Merritt, Kirsti	OF	5-4	R/R	Sr.	Lake Panasoffkee, FL/South Sumter
25	Wheaton, Janell	C/1B	5-7	R/L	So.	Sab Dimas, CA/San Dimas
28	Clemens, Brooke	C	5-9	R/R	Fr.	Rotonda West, FL/Lemon Bay
33	Gourley, Delanie	LHP	5-4	L/L	Jr.	Lakeside, Calif./El Capitan
47	Mann, Lily	OF	5-9	L/R	Fr.	St. Cloud, Fla./Harmony
49	Schwarz, Taylor	1B	5-9	R/L	Sr.	Palm Beach Gardens, FL/Palm Beach Gardens
52	McLean, Justine	OF	5-3	L/L	Jr.	Rancho Cucamonga, CA/Rancho Cucamonga
74	Reynoso, Sophia	INF	5-4	R/R	Fr.	Palmdale, CA/Knight

COACHING STAFF

Head Coach..... Tim Walton (Oklahoma '95) - 11th season
 Assistant Coach..... Jennifer Rocha (Oklahoma '98) - 11th season
 Assistant Coach..... Sharonda McDonald (Texas A&M '08) - 1st season
 Volunteer Asst. Coach..... Doug Mirabelli (Wichita State) - 1st season

SUPPORT STAFF

Athletic Trainer..... Katie Davis (Illinois '08)
 Strength & Conditioning..... Paul Chandler (Harding '03)
 Strength & Conditioning Intern..... Wes Ulm (Cincinnati '14)
 Equipment Manager..... Edmund Boyd
 Equipment Intern..... Kyle Polansky
 Program Coordinator..... Brittany Souillard
 Communications..... Will Pantages
 Marketing..... John Gandy
 Academic Counselor..... Tony Meacham
 Groundskeeper..... Stephen Peters

PRONUNCIATION GUIDE

TAYLORE Fuller..... TAY-ler
 DELANIE GOURLEY..... duh-LAY-nee GORE-lee
 Kayli KVISTAD..... kuh-VIST-add
 JUSTINE McLEAN..... juh-STEEN muh-CLEAN
 KIRSTI Merritt..... KERR-stee
 Doug MIRABELLI..... MEER-o-BELLY
 ALESHIA OCASIO..... Uh-LEE-shuh oh-CAH-see-oh
 Jennifer ROCHA..... ROACH-uh
 Taylor SCHWARZ..... SchwarTz
 Theresa SWERTFAGER..... SWERRT-Fay-GER
 JANELL Wheaton..... Juh-NELL

ALPHABETICAL ROSTER

11	Kelly Barnhill	RHP
28	Brooke Clemens	C
23	Nicole DeWitt	UT
12	Taylore Fuller	UT
33	Delanie Gourley	LHP
19	Chelsea Herndon	OF
21	Kayli Kvistad	UT
18	Amanda Lorenz	OF
47	Lily Mann	OF
52	Justine McLean	OF
24	Kirsti Merritt	OF
1	Aubree Munro	C
8	Aleshia Ocasio	UT
74	Sophia Reynoso	INF
49	Taylor Schwarz	1B
7	Kelsey Stewart	INF
20	Theresa Swertfager	INF
00	Alex Voss	INF
25	Janell Wheaton	C/1B

RADIO/TV ROSTER



**#00
ALEX
VOSS**



**#1
AUBREE
MUNRO**



**#7
KELSEY
STEWART**



**#8
ALESHIA
OCASIO**



**#11
KELLY
BARNHILL**



**#12
TAYLORE
FULLER**




**#18
AMANDA
LORENZ**



**#19
CHELSEA
HERNDON**



**#20
THERESA
SWERTFAGER**



**#21
KAYLI
KVISTAD**



**#23
NICOLE
DeWITT**



**#24
KIRSTI
MERRITT**



**#25
JANELL
WHEATON**



**#28
BROOKE
CLEMENS**



**#33
DELANIE
GOURLEY**



**#47
LILY
MANN**



**#49
TAYLOR
SCHWARZ**



**#52
JUSTINE
McLEAN**



**#74
SOPHIA
REYNOSO**



**TIM
WALTON**
HEAD COACH



**SHARONDA
McDONALD**
ASSISTANT
COACH



**JENNIFER
ROCHA**
ASSISTANT
COACH



**DOUG
MIRABELLI**
VOLUNTEER
ASSISTANT

2016 POLLS/SEC TOURNAMENT

USA TODAY/NFCA TOP 25

Team	Pts.	Record	Pvs.
1. Florida (31)	799	52-4	1
2. Michigan (1)	768	44-4	2
3. Oregon	731	42-7	3
4. Alabama	690	45-11	4
5. Oklahoma	655	45-7	7
6. Florida State	628	45-8	5
7. James Madison	581	43-4	8
8. Auburn	573	46-9	6
9. Louisiana-Lafayette	543	40-7	9
10. Tennessee	505	40-13	10
11. Kentucky	496	43-11	12
12. LSU	449	42-14	13
13. Washington	429	33-13	11
14. UCLA	389	35-13-1	14
15. Georgia	323	40-16	15
16. Texas A&M	314	37-17	17
17. Missouri	302	39-13	16
18. Arizona	223	34-18	18
19. Fresno State	214	39-9-1	20
20. Notre Dame	188	39-10	19
21. Baylor	180	43-12	21
22. Florida Atlantic	150	47-7	22
23. Minnesota	130	38-12	23
24. USF	71	43-12	24
25. UCF	23	35-19	25

Receiving Votes: Cal State Fullerton (8), California (8), Texas (7), Utah (2), Arizona State (1)

Florida Heads to the Starkville for SEC Tournament

The No. 1-ranked and Southeastern Conference champion Florida Softball team (52-4/20-4 SEC) will open SEC Tournament play on Thursday at 5 p.m. ET. UF will play the winner of Wednesday's contest between No. 8 seed Georgia (40-16) and No. 9 seed Ole Miss (38-19).

Florida enters the SEC Tournament as the No. 1 seed and travels to Starkville, Miss. looking for its fourth league tournament crown (also: 2008, 2009, 2013). Three of the last four times UF has won the SEC regular-season title, they have gone on to win the conference tournament.

UF is 23-25 all-time in the SEC Tournament, with three championships.

The Gators secured their sixth SEC regular-season championship (1998, 2008, 2009, 2013, 2015, 2016), and fifth under Florida head coach Tim Walton last Friday night. Florida, picked in the preseason to win the SEC, won its second-straight SEC regular season crown for the first time since the Gators went back-to-back in 2008 and 2009.

The Gators are 21-4 (.840) against top-25 opponents this season, tops in the SEC, own eight come-from-behind wins - four in SEC play - and are 3-0 in extra-inning games in 2016. Florida owns 27 shutouts and 19 mercy-rule victories. In addition, UF is 22-4 versus current 1-25 RPI opponents and 9-0 against opponents ranked 26-50 in the RPI rankings.

Power of 15

Aleshia Ocasio (19-1), Kelly Barnhill (15-0) and Delanie Gourley (18-3) are the first trio in school history to all record at least 15 wins in a season.

Power of 20

Ocasio and Gourley are trying to become the fifth set of teammates to each record 20 wins in a single season.

2011 - Hannah Rogers (36-8), Stephanie Brombacher (20-3)
 2009 - Stacey Nelson (41-5), Stephanie Brombacher (22-0)
 2008 - Stacey Nelson (47-5), Stephanie Brombacher (20-0)
 2000 - Renise Landry (21-11), Beth Dieter (20-16)

Staying Perfect

Barnhill has the opportunity to join Stephanie Brombacher (2008: 20-0, 2009: 22-0) as only two pitchers to record at least 10 wins in a season and not have a loss.

Keeping it 100 (K's)

Gourley (202), Barnhill (157) and Ocasio (127) are the second trio in school history to all record 100+ strikeouts in a season. UF is the only school in the nation with three different pitchers with at least 100 strikeouts this season.

In addition, they are the first trio in school history to all record 125+ strikeouts in a season.

Keeping it 150 (K's)

Gourley and Barnhill are the fifth set of teammates to each record 150+ strikeouts in a single season.

2015 - Lauren Haeger (214), Aleshia Ocasio (155)
 2009 - Stacey Nelson (357), Stephanie Brombacher (190)
 2004 - Jenny Gladding (217), Stacey Stevens (162)
 2000 - Renise Landry (200), Beth Dieter (158)

Keeping it 100 (IP)

UF's pitching trio (Gourley - 138.2, Ocasio - 128.0, Barnhill - 101.0) are looking the second trio to all throw at least 100 innings in a single season. In 2002, Amanda Moore (174.2 IP), Amanda Knowles (113.2) and Mandy Schuerman (105.0 IP) last achieved this feat.

One Below

Ocasio (0.71) and Gourley (0.76) have the No. 3 and No. 4 ERAs in the country and Barnhill is 10th with a 1.32 earned run average. Historically, UF is trying to join its own 2009 squad and South Carolina's 1997 team as the only SEC teams to ever finish a season with two pitchers in the top-five nationally in ERA. In addition, UF has a chance to join Florida State's 1993 team as the only teams to finish with three pitchers in the top 10.

Save Me

After Ocasio earned her sixth save of the season last weekend at Texas A&M, Florida's pitching staff has now recorded 12 saves season. That is the top mark for a single season in Florida history. In addition, Ocasio now holds the Florida single season record. Gourley is not far behind as she has five saves this season. For her career, Gourley has 12 saves, which ranks third in program history. Stacey Nelson (18) and Hannah Rogers (14) hold top two save totals in program history.

Don't Run On One

ESPN.com/USA SOFTBALL TOP 25

Team	Record	Pts.	Pvs.
1. Florida (18)	52-4	498	1
2. Michigan (1)	44-4	480	2
3. Oregon	42-7	452	3
4. Oklahoma (1)	45-7	427	7
4. Alabama	45-11	427	4
6. Florida State	45-8	396	5
7. James Madison	43-4	365	8
8. Auburn	46-9	346	6
9. Tennessee	40-13	338	9
10. Louisiana-Lafayette	40-7	325	10
11. Kentucky	43-11	309	12
12. UCLA	35-13-1	267	13
13. LSU	42-14	258	14
14. Washington	33-13	255	11
15. Missouri	39-13	215	14
16. Baylor	43-12	183	17
17. Fresno State	39-9-1	176	18
18. Georgia	40-16	160	16
19. Minnesota	38-12	154	19
20. Texas A&M	37-17	119	23
21. Arizona	34-18	101	20
22. Florida Atlantic	47-7	77	24
23. Notre Dame	39-10	62	21
24. South Florida	43-13	53	22
25. Texas	37-14	16	NR

Receiving Votes: Ohio State (9), Louisville (8), UCF (7), Utah (6), Ole Miss (5), Cal State Fullerton (2), California (2), North Dakota State (2)

The Gators have allowed just three stolen bases this season, which is the fewest in the SEC. In addition, four stolen bases are the fewest Florida has allowed in school history through 56 games. UF's senior catcher Aubree Munro threw out two potential base stealers and picked off a runner at Ole Miss. The Rebels led the SEC with 106 stolen bases entering that series.

No Hits For You

In game one against Jacksonville on February 17, Ocasio recorded the first no hitter since her teammate Delanie Gourley threw one in the 2014 NCAA Regional against Florida A&M (May, 16).

A hit batter in the first and a walk in the fourth were the only base runners allowed. In addition, Ocasio's no-no was the first in a home opener in program history.

On April 22 against Mississippi State, Gourley threw the third no hitter of her career as she notched four strikeouts and allowed just three walks in five shutout innings.

Gourley joined Hannah Rogers as the only Gators to throw three no hitters. In addition, Gourley is now one of four Gators (Hannah Rogers, 2013; Stacey Nelson, 2009, Beth Dieter, 2000) to throw two no hitters in one season.

The Lakeside, Calif. native previously no-hit South Dakota on March 9 in the second game of a doubleheader. Gourley recorded her first-career no no during her freshman season on May 16, 2014 against Florida A&M.

UF's latest no hitter came from rookie Kelly Barnhill as she struck out 10 batters and walked just one Razorback in UF's regular season finale against Arkansas.

Barnhill joined Lindsay Littlejohn (Feb. 19, 2006, Longwood) and Delanie Gourley (May 16, 2014, Florida A&M) as the only freshmen in program history to throw a no hitter. UF's rookie right-hander and Gator Great Stacey Nelson are the only two Gators to throw no hitters against the Razorbacks. Nelson no hit UA on April 26, 2009.

Florida has 19 no hitters in its history and four this season, which is the most UF has thrown in a single season in program history.

History Repeated

After Aleshia Ocasio no-hit Jacksonville in game one and Kelly Barnhill one-hit the Dolphins in game two of a doubleheader on Feb. 17, they became the first set of Florida teammates to throw a no hitter and one hitter back to back since Stacey Nelson and Stephanie Brombacher accomplished the feat on Feb. 13, 2009 against Texas Tech and Coastal Carolina.

Strikeout Record - Take One

The pitching tandem of Delanie Gourley and Kelly Barnhill combined for a Florida single-game record 18 strikeouts against the Florida A&M Rattlers in the second game of Florida's doubleheader on March 6.

Gourley recorded a career-high 13 strikeouts in 5.1 innings pitched, and Barnhill dealt five strikeouts to the only five Rattlers she faced.

Florida eclipsed its previous record of 17 strikeouts, which it has achieved twice in school history. Last season, now-sophomore Aleshia Ocasio had 17 strikeouts against Florida A&M on May 16 in the NCAA Regional. Her mark tied Renise Landry's from Feb. 20, 2000 against Samford (eight innings).

Strikeout Record - Take Two

Freshman Kelly Barnhill threw a two-hit shutout with three walks and a school-record high tying 18 strikeouts against Winthrop on March 16.

Her 18 strikeouts tied a UF single-game record that she and junior Delanie Gourley set a few weeks ago against Florida A&M. Against Winthrop, Florida's first-year pitcher fanned two batters in the fourth and struck out the side in five of the other six innings.

Barnhill now holds the UF individual-game record for strikeouts. That mark was previously held by her teammate, Aleshia Ocasio, and former Gator, Renise Landry, who each had 17 in a game.

Ocasio recorded her memorable performance in the 2015 NCAA Regional against Florida A&M, while Landry's came against Samford (eight innings) on Feb. 20, 2000.

In addition, Barnhill's performance marked the second time a Gator pitcher recorded 15+ strikeouts in a regulation game since Jenny Gladding had 15 against Nebraska on Feb. 21, 2004.

Clutch

2016 Record Book

Overall	52-4
Conference	20-4
Nonconference	32-0
Home	21-2
Road	13-2
Neutral	18-0
Day	30-2
Night (6 p.m. or later - local time)	22-2
Five innings	14-0
Six innings	5-0
Seven innings	30-4
Extra innings	3-0
Last at-bat	2-1
Walkoff	8-1
Comeback wins/Blown losses	8/2
One-run games	4-2
Two-run games	7-1
Gators score first	45-1
Opponent scores first	7-3
Scoring 0-2 runs	3-2
Scoring 3-5 runs	18-2
Scoring 6+ runs	31-0
Allowing 0-2 runs	47-1
Allowing 3-5 runs	5-2
Allowing 6+ runs	0-1
Gators hit a home run	32-2
Gators do not hit a home run	20-2
Opponent hits a home run	9-2
Opponent does not hit a home run	43-2
Against top-5 teams	7-1
Against top-10 teams	10-2
Against top-25 teams	19-4
Against unranked teams	32-0
On television	10-1
Game streamed online	28-3
Leading in hits	46-2
Trailing in hits	3-2
Tied in hits	3-0
Leading in stolen bases	38-1
Trailing in stolen bases	2-0
Tied in stolen bases	12-3
Leading in strikeouts thrown	47-4
Trailing in strikeouts thrown	4-0
Tied in strikeouts thrown	1-0
Leading in walks drawn	42-2
Trailing in walks drawn	10-1
Tied in walks drawn	0-1
Gators commit more errors	9-2
Opponent commits more errors	24-0
Tied in errors	20-2
Gators commit an error	19-3
Gators are errorless	33-1
Gators have more runners LOB	43-1
Opponent has more runners LOB	7-2
Tied in runners LOB	2-1
PITCHING STARTS	
Barnhill	21-1
Gourley	17-2
Ocasio	14-1
BY DAY	
Monday	0-1
Tuesday	0-0
Wednesday	9-0
Thursday	3-0
Friday	13-1
Saturday	16-0
Sunday	11-2
BY MONTH	
February	16-0
March	17-1
April	15-2
May	4-1
June	0-0
BY ATTENDANCE	
More than 2,000	9-2
1,500 to 1,999	6-1
1,000 to 1,499	20-1
500 to 999	13-0
Less than 500	4-0

2016 FLORIDA NEWS AND NOTES

For the season, Florida is hitting .314 with runners in scoring position while only allowing its opponents to hit .149 in that same situation. In addition, Florida has been great with two outs in 2016 as the Gators are hitting .316 with 137 RBI.

Multi-Homer Games

Kayli Kvistad, Kirsti Merritt and Janell Wheaton are the only three Gators to record multi-home run games this season. Merritt recorded hers against South Dakota, while Wheaton hit two against No. 8 Washington on late February to propel the UF to a 3-1 win. Both of Wheaton's were solo shots in the fourth and sixth innings, with the first tying the game and the second giving UF a 2-1 lead. Kvistad mashed her multi-homer games against ULL on April 16 and Mississippi State on April 22.

Grand Slam

Aubree Munro and Amanda Lorenz have recorded the Gators only grand slams this season. Munro hit her first-career grand slam on April 23 against Mississippi State and Lorenz hit her first-career four-run home run at Texas A&M on April 29.

Runs Rule

UF has an overall scoring margin of 350-60, including 27 shutouts and 19 mercy-rule victories.

Shutout

Florida has been shutout in just two games since May 8, 2014, a span of 133 games. On the flipside, UF has recorded 48 shutouts during that span.

Error Freshener

Florida has not committed an error in 19 consecutive innings entering Thursday's contest. UF's error against NC State snapped its longest streak of the season, 72 innings.

Scoring at a Premium

When Florida allowed Alabama scored in the second inning of its series opener, the Crimson Tide snapped UF's 30 consecutive scoreless innings streak. That streak began on March 19 vs. Tennessee. UF has currently not allowed a run in 17 straight innings following its three-game sweep of Arkansas last weekend.

Let's Turn Two

UF has turned 26 double plays in 2016 and is just two shy of Florida's school record of 28 that it turned in 2014.

Let's Turn Three?

With runners on first and second and no one out in the top half of the second in last Sunday's series finale against then-No. ULL, UF recorded a 1-4-3 triple play to end the inning. It was Florida's third triple play in program history with the previous two coming on March 27, 2010 (Alabama, Game 2) and April 21, 1999 (Stetson, Game 1).

700 Club

Following a 6-3 win over Auburn on March 12, Tim Walton became the 39th coach in collegiate history to win at least 700 games in his career.

Neutral Success

Florida completed the tournament portion of its schedule with a perfect 18-0 record against teams on a neutral field. This marks the second season in a row that UF has completed an unblemished regular season in neutral site contests.

Building a Legacy

Florida's senior class has been one of the most successful groups in school history. The Gator seniors were a part of two NCAA Championships (2014, 2015) and two SEC Championships (2013, 2014). The class boasts one All-American and two NFCA Academic All-Americans.

Taylor Fuller, Kirsti Merritt, Aubree Munro, Taylor Schwarz and Kelsey Stewart are 225-32, which currently ranks tied for third among four-year class records in program history. They are tied with UF's 2010 graduating class that went 225-42 throughout its four seasons.

Florida's senior class is trying to catch UF's 2011 class which boasted a 238-33 mark during their four years.

Player Rankings

Kelsey Stewart has 11 top-10 UF career marks:

Batting Average - .396 (1st) | *SEC Record - .461 by Chelsea Bramlett (Miss. State) | NCAA Record - .530 by Stacy Cowen (Manhattan)*
On-Base Percentage - .462 (6th)
Stolen Bases - 112 (1st)
Runs Scored - 256 (1st) | *SEC Record - 288 by Kelly Kretschman (Alabama) | NCAA Record - 293 by Jenny Dalton (Arizona)*
Hits - 353 (1st) | *SEC Record - 379 by Nicole Barber (Georgia) | NCAA Record - 405 by Alison McCutcheon (Arizona)*
Doubles - 48 (T3rd)
Triples - 29 (1st) | *SEC Record - 38 by Keri McCallum (Miss. State)*
Total Bases - 504 (1st) | *NCAA Record - 653 by Stacey Nuveman (UCLA)*
Sacrifice Flies - 9 (T-8th)

Kirsti Merritt holds the UF single-season record for getting hit by a pitch with 35 last season. For her career, Merritt sits atop the Florida and SEC record book with 70. UF's senior outfielder passed Myesha Finney (Auburn) for the conference record last Wednesday at UCF. The NCAA record is held by Mariah Gearhart (Oklahoma State) with 92.

Taylor Fuller is ranked third in NCAA history in career grand slams with eight and second in UF lore. Gator Great Francesca Enea notched

nine and Michigan senior Sierra Romero has the most all-time with eleven.

Taylor Schwarz has turned 66 double plays in her career, which is the most in school history passing Melissa Zick (60).

Aleshia Ocasio and Delanie Gourley's astounding ERAs of 0.71 ERA (128.0 IP) and 0.76 (138.2 IP) would go down as the No. 2 and No. 4 ERAs for a single season in Florida history if the season ended today.

3rd - Jenny Gladding (0.78) | 2nd - Stacey Nelson (0.75) | 1st - Stacey Nelson (0.61)

Kelly Barnhill and Delanie Gourley's astounding batting average against of .133 and .144 would go down as the No. 1 and No. 2 BAA for a single season in Florida history if the season ended today.

1st - Jenny Gladding (.146)

Barnhill, who holds a miniscule 1.32 ERA, is challenging Stephanie Brombacher's freshman record 1.40 ERA that she achieved in 2008.

Other freshman ranks that Barnhill is climbing into:

Wins - T-4th (15) | Strikeouts - 3rd (157)

Amanda Lorenz, Kayli Kvistad and Nicole DeWitt are challenging for the top on-base percentage in school history, as they each have recorded an OBP of .526, .524 and .521 marks thus far this season, respectively.

Bailey Castro set the program record a season ago when she reached base at a .536 clip.

Amanda Lorenz, who's currently hitting .401, is on pace to record the highest batting average for a freshman in school history. In addition, she could become the first rookie in program history to have an on-base percentage over .500.

Kelsey Stewart holds the batting title as she hit .378 during her freshman season in 2013.

Other freshman ranks that Lorenz is climbing into:

Runs Scored - 4th (53) | Hits - 5th (65) | Doubles - 3rd (13) | Walks - T-1st (43)

2016 Season Notes

Georgia, Kentucky, Missouri and South Carolina will be the four SEC schools that UF will not face during the regular season. All Florida's home games (minus the Aquafina Invitational) will be broadcast on either the SEC Network+ or on one of the ESPN Family of Networks.

UF entered the season ranked first in the ESPN/USA Today preseason polls for the second consecutive year. Last season, Florida became the first team since Arizona in 2007 to be ranked No. 1 in the first and last polls of the year.

Florida seniors Aubree Munro and Kelsey Stewart were named to the Top 50 "Watch List" for the 2016 USA Softball Collegiate Player of the Year. Eight athletes, including Munro and Stewart, on the Top 50 "Watch List" will compete as a member of the 2016 USA Softball Women's National Team this summer. A season ago, Lauren Haeger became the first Gator to receive the award, which is considered the most prestigious honor in Division I women's softball.

Florida's 6-0 win against Jacksonville in game one of a doubleheader ended a streak of four straight run-rule victories to begin the 2016 campaign, which was the longest such streak to start a season in program history. In addition, Florida shut out and run-ruled its first three opponents for the first time since 2012. Florida became the first defending NCAA Champion to shut out its first three opponents since 1992, when Arizona shutout its first seven foes.

Florida went undefeated in February (16-0) for the only the third time in school history. During their first month of the season Florida out-scored its opponents 109-8 and recorded nine run-rule victories. UF's 2011, 2014 and 2015 teams were the only others in program history to accomplish this feat.

Florida's 26-0 start was the second-best start to a season in school history. UF began the 2015 season 28-0.

Florida began this season by going 33-1, which was the best start in school history. In addition, UF opened SEC play with an 8-1 record for the first time since 2012.

Florida is 2-0 in extra-inning games this season with wins at LSU (nine innings) and at home against Mississippi State (10 innings).

LSU, FSU and Ole Miss all set program attendance records when the Gators came to play in their park.

Series Notes

After UF shutout Tennessee on March 20 and LSU in a doubleheader on March 25, Florida recorded three-straight SEC shutouts for the first time since April 25-26, 2009 when the Gators blanked Arkansas in a three-game set in Gainesville.

UF swept LSU in its three-game series at the end of March for the first time since April 3-4, 2010. In addition, that weekend marked the first time since April 18-19, 2009 when Florida recorded a three-game sweep of the Tigers in Baton Rouge, La.

During that series, UF shutout the Tigers in all three games. Overall, it was the fourth time in school history that Florida completed a three-game sweep of LSU.

During UF's series with Bama, KSP Stadium held a three-day attendance record 6,759 fans for the weekend. In addition, it was the first time that UF drew crowds of over 2,000 fans in three-straight games.

After its series with Alabama, UF dropped to No. 2 and No. 3 in both top 25 polls for the first time since April 7, 2015.

Florida totaled eight home runs in Oxford, Miss. in its weekend sweep of Ole Miss. During game one of that series the Gators powered four

2016 SEASON RECAP & SEC TOURNEY BRACKET

home runs by four different student-athletes. Florida hit four home runs in a game for the first time since March 22, 2015 in game two of a doubleheader against Mercer in Gainesville. In game one of that doubleheader was the last time that four different Gators homered in one game.

NPF Draft

Seniors Taylore Fuller, Kirsti Merritt, Aubree Munro and Kelsey Stewart were all selected during the 2016 National Pro Fastpitch (NPF) College Senior Draft on April 14. Fuller was chosen by the Scrap Yard Dawgs, while Munro, Merritt and Stewart went to the USSSA Pride. April 13,

This group joins Kelsey Bruder (USSSA Pride, 2011-14), Megan Bush (Akron Racers, 2011-12), Kristen Butler (Akron Racers, 2006-09; Chicago Bandits, 2012-14), Francesca Enea (USSSA Pride, 2010-13), Lindsey Cameron (Philadelphia Force, 2006), Lauren Haeger (Dallas Charge, 2015-Present), Aja Paculba (NPF Diamonds, 2011; Akron Racers, 2012-13), Stacie Pestrak (Philadelphia Force, 2006-07), Hannah Rogers (USSSA Pride, 2015-Present) and Stephanie Tofft (Akron Racers, 2014) as Gators to be affiliated with a team in the NPF.

Haeger and Rogers are the only two former Gators still playing in the NPF and Rogers may be reunited with a few of her former teammates in the near future. In addition, Munro and Stewart will be competing with the United States Women's National Team this summer, but will have the opportunity to compete with the USSA Pride next season (2017) if they so choose.

USA Softball Player of the Year Top 25 Finalists | Schutt Sports / NFCA Division I National Freshman of the Year Top 25 Finalists

On April 13, University of Florida junior Delanie Gourley and sophomore Aleshia Ocasio were named Top 25 Finalists for the 2016 USA Softball Collegiate Player of the Year. On April 21, University of Florida freshmen Kelly Barnhill and Amanda Lorenz were named Top 25 Finalists for the 2016 Schutt Sports / NFCA Division I National Freshman of the Year.

Academic All-District

On May 5, Kayli Kvistad was named as to the 2016 Academic All-District team, announced by the College Sports Information Directors of America (CoSIDA). The Lake City, Fla. native is a communication sciences & disorders major and carries a 3.65 grade point average.

All-SEC

SEC Freshman of the Year Amanda Lorenz headlined a group of seven Gator Softball players to receive All-SEC accolades. Lorenz became the second Gator to be named SEC Freshman of the Year, and the first since Mandy Schuerman in 2002. In addition, the Moorpark, Calif. native is the first rookie in school history to be voted as a First Team All-SEC performer.

Junior Delanie Gourley (LHP) and sophomores Aleshia Ocasio (RHP) and Kayli Kvistad (DP/U) join Lorenz as First Team All-SEC selections, while outfielder Kirsti Merritt and catcher Aubree Munro earned spots on the Second Team All-SEC. In addition, rookie right-hander Kelly Barnhill was named to the All-Freshman team.

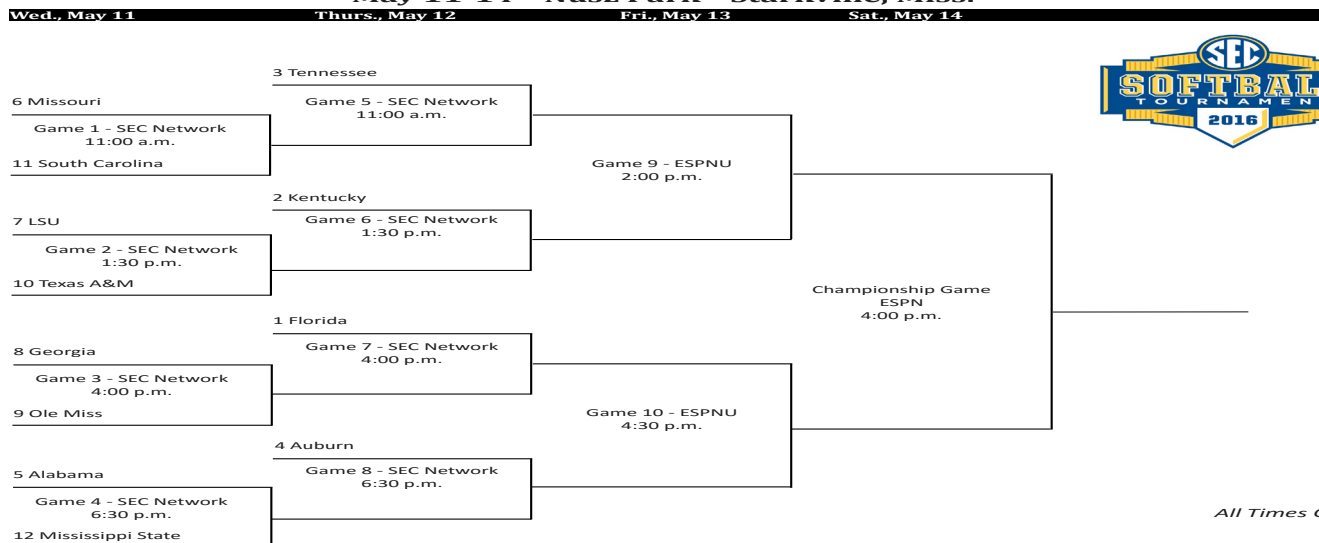
Although Florida has the top fielding percentage in the SEC and the second-best mark in the country, Munro was UF's lone student-athlete named to the SEC All-Defensive team.

Merritt (2015 First Team All-SEC; 2013 All-Freshman) and Ocasio (2015 All-Freshman) are the only two Gators who have previously garnered SEC accolades in their careers.

UF's four student-athletes named First Team All-SEC was the top mark in the conference, and Florida has seven All-SEC recipients for the first time since 2012.

Overall, Florida has now accumulated 47 All-SEC selections by 24 players in Walton's tenure and 71 all-conference honors in program history. The Gators have received 19 SEC All-Defensive accolades by 12 players since the league introduced the award in 2008. The Orange and Blue have had 29 Freshman All-SEC selections in the Walton era and 32 dating back to the accolade's inception in 2004.

2016 SEC Softball Tournament May 11-14 • Nusz Park • Starkville, Miss.



CHARTS & TABLES

Game-Winning RBI

Illinois State - DeWitt (RBI Walk in 1st)
Michigan - Lorenz (RBI Single in 1st)
Va. Tech - Wheaton (RBI Single in 1st)
USF (1) - Lorenz (RBI Walk in 2nd)
JU (2) - Kvistad (RBI Double in 1st)
UAB - Lorenz (RBI Single in 1st)
Omaha - Fuller (Home Run in 1st)
Elon - Fuller (Single in 3rd)
JSU - Stewart (Home Run in 3rd)
UCLA - Lorenz (Single in 4th)
NC State - Fuller (Double in 3rd)
Washington - Wheaton (Home Run in 6th)
Nebraska - Munro (Double in 2nd)
Utah - Wheaton (Single in 5th)
Illinois State - Lorenz (Single in 2nd)
FIU - Wheaton (Sac Fly in 5th)
South Alabama - Fuller (HBP in 5th)
FIU - DeWitt (Home Run in 1st)
Illinois State - Kvistad (Single in 3rd)
FAMU - Wheaton (Sac Fly in 3rd)
USD (1) - Merritt (Sac Fly in 1st)
USD (2) - Lorenz (Single in 1st)
Auburn (1) - Kvistad (Home Run in 7th)
Auburn (2) - DeWitt (Home Run in 4th)
Winthrop - Lorenz (Single in 1st)
Tennessee (1) - Lorenz (Double in 1st)
Tennessee (2) - DeWitt (Walk in 5th)
LSU (2) - DeWitt (Home Run in 9th)
LSU (3) - Lorenz (Single in 3rd)
Alabama (2) - Kvistad (Single in 5th)
UCF - Fuller (Walk in 1st)
Ole Miss (1) - Munro (Home Run in 2nd)
Ole Miss (2) - Wheaton (Single in 1st)
Ole Miss (3) - Lorenz (Home Run in 1st)
FSU (1) - Ocasio (Home Run in 12th)
ULL (1) - Stewart (Double in 2nd)
ULL (2) - Kvistad (Home Run in 1st)
ULL (3) - Munro (Single in 2nd)
USF (2) - Lorenz (Home Run in 5th)
MSU (1) - Kvistad (Home Run in 1st)
MSU (2) - Munro (Home Run in 3rd)
MSU (3) - Lorenz (Home Run in 10th)
A&M (1) - Fuller (Single in 3rd)
A&M (2) - Merritt (Single in 4th)
FSU (2) - Wheaton (Double in 3rd)
Arkansas (1) - Kvistad (Double in 1st)
Arkansas (2) - Kvistad (Single in 1st)

Game-Winning Run

Illinois State - Lorenz (1st)
Michigan - Stewart (1st)
Va. Tech - Lorenz (1st)
USF (2) - Schwarz (2nd)
JU (1) - Schwarz (3rd)
JU (2) - Stewart (1st)
UAB - Stewart (1st)
SFA - Ocasio (3rd)
Omaha - Lorenz (1st)
Elon - Merritt (3rd)
JSU - Stewart (3rd)
UCLA - Stewart (4th)
NC State - Lorenz (3rd)
Washington - Wheaton (6th)
Nebraska - Merritt (2nd)
Utah - DeWitt (5th)
Illinois State - Stewart (3rd)
FIU - McLean (5th)
South Alabama - Stewart (1st)
FIU - Stewart (1st)
Illinois State - Fuller (3rd)
FAMU - DeWitt (3rd)
USD (1) - Stewart (1st)
USD (2) - Stewart (1st)
Auburn (1) - Ocasio (7th)
Auburn (2) - Schwarz (4th)
Winthrop - Stewart (1st)
Tennessee (1) - Stewart (1st)
Tennessee (2) - Merritt (5th)
Tennessee (3) - Stewart (3rd)
LSU (1) - McLean (3rd)
LSU (2) - Lorenz (9th)
LSU (3) - Stewart (3rd)
Alabama (2) - Stewart (5th)
UCF - Merritt (1st)
Ole Miss (1) - Munro (2nd)
Ole Miss (2) - Kvistad (1st)
Ole Miss (3) - Merritt (1st)
FSU (1) - Ocasio (12th)
ULL (1) - McLean (3rd)
ULL (2) - Merritt (1st)
ULL (3) - DeWitt (2nd)
USF (2) - Lorenz (5th)
MSU (1) - Lorenz (1st)
MSU (2) - Wheaton (3rd)
MSU (3) - Fuller (10th)
A&M (1) - Wheaton (3rd)
A&M (2) - Stewart (4th)
FSU (2) - Kvistad (3rd)
Arkansas (1) - Stewart (1st)
Arkansas (2) - Stewart (3rd)
Arkansas (3) - Stewart (1st)

Gators in Weekly Polls

Week	NFCA	USA Softball
Preseason	1	1
Feb. 16	1	1
Feb. 22	1	1
March 1	1	1
March 8	1	1
March 15	1	1
March 22	1	1
March 29	1	1
April 5	2	3
April 12	1	1
April 19	1	1
April 26	1	1
May 3	1	1
May 10	1	1

Gators vs. Ranked Opponents

Date	Opp. (NCFA/USA)	Result
2/13	No. 2 Michigan	W, 8-0 (5)
2/25	No. 10 UCLA	W, 2-1
2/26	No. 8 Washington	W, 3-1
3/12	No. 3 Auburn	W, 6-3
3/13	No. 3 Auburn	W, 8-5
3/14	No. 3 Auburn	L, 5-4
3/18	No. 16 Tennessee	W, 5-0
3/19	No. 16 Tennessee	W, 4-2
3/20	No. 16 Tennessee	W, 3-0
3/25	No. 7 LSU	W, 3-0
3/25	No. 7 LSU	W, 3-0
3/26	No. 7 LSU	W, 6-2
4/1	No. 6 Alabama	L, 2-1
4/2	No. 6 Alabama	W, 3-2
4/3	No. 6 Alabama	L, 3-0
4/13	No. 10 FSU	W, 1-0 (12)
4/16	No. 5 ULL	W, 5-1
4/16	No. 5 ULL	W, 14-1
4/17	No. 5 ULL	W, 3-0
4/20	No. 23 USF	W, 3-0
4/29	No. 18 Texas A&M	W, 14-3
4/30	No. 18 Texas A&M	W, 7-3
5/1	No. 18 Texas A&M	L, 6-4
5/4	No. 5 FSU	W, 7-1

Come From Behind Victories

Date	Opponent	Deficit (Inn.)	Final
2/19	SFA	2 (2)	6-2
2/26	Washington	1 (2)	3-1
3/6	Illinois State	1 (1)	11-1
3/6	FAMU	1 (3)	4-1
3/13	Auburn	1 (3)	8-5
4/2	Alabama	1 (4)	3-2
4/23	MSU	2 (3)	6-3
4/24	MSU	1 (6)	3-1

Walk-Off Wins

Date	Opponent	Score (Inn.)	GW Play
2/14	Va. Tech	8-0 (6)	Single (DeWitt)
2/26	Nebraska	8-0 (5)	Single (Lorenz)
3/6	ISU	11-1 (6)	Single (DeWitt)
3/9	USD	9-0 (6)	Homer (Kvistad)
4/13	FSU	1-0 (12)	Homer (Ocasio)
4/24	MSU	3-1 (10)	Homer (Lorenz)
5/6	ARK	9-0 (5)	Homer (Fuller)
5/6	ARK	8-0 (5)	Single (Ocasio)

2016 Season Honors

NFCA Freshman of the Year Top 25 Finalists

Kelly Barnhill
Amanda Lorenz

USA Softball National Player of the Week

Delanie Gourley (4/19)

USA SB Player of the Year Top 25 Finalists

Delanie Gourley
Aleshia Ocasio

SEC Pitcher of the Week

Aleshia Ocasio (3/28)
Delanie Gourley (4/25)

SEC Freshman of the Week

Kelly Barnhill (3/21), (5/9)
Amanda Lorenz (4/25)

USA SB Preseason Top 50 Watch List

Aubree Munro
Kelsey Stewart

Preseason All-SEC

Kirsti Merritt, OF
Aubree Munro, C
Kelsey Stewart

Multiple-Hit Games

Player	2	3	4	5+	Total
Lorenz	18	2	0	0	20
DeWitt	14	0	0	0	14
Stewart	7	6	0	0	13
Kvistad	7	3	2	0	12
Munro	12	0	0	0	12
Merritt	9	0	1	0	10
Wheaton	8	0	0	0	8
Fuller	5	1	0	0	6
McLean	2	3	0	0	5
Schwarz	3	0	0	0	3
Ocasio	2	0	0	0	2
Herndon	1	0	0	0	1

Multiple-RBI Games

Player	2	3	4	5+	Total
Kvistad	11	3	1	2	17
DeWitt	10	2	0	0	12
Lorenz	9	2	1	0	12
Merritt	8	3	0	1	12
Wheaton	10	0	0	1	11
Fuller	5	2	1	0	8
Munro	4	0	1	0	5
Stewart	3	0	0	0	3
Schwarz	1	1	0	0	2
McLean	1	0	0	0	1

Scoreless Innings Streaks

Player	Longest	Season	Current
Gourley	29.0 ('14)	27.0	7.2
Ocasio	20.0 ('16)	20.0	9.0
Barnhill	12.0	12.0	5.0

THE LAST TIME...

OVERALL

Won in five innings.....	5/8/16 vs. Arkansas (8-0)
Won in six innings.....	4/29/16 at Texas A&M (14-3)
Won in seven innings.....	5/7/16 vs. Arkansas (5-0)
Won in extra innings.....	4/24/16 vs. Mississippi State (3-1; 10 innings)
Shut out an opponent.....	5/8/16 vs. Arkansas (8-0)
Lost in five innings.....	5/12/12 at Alabama (1-10)
Lost in six innings.....	5/4/12 at Alabama (1-9)
Lost in seven innings.....	5/1/16 at Texas A&M (6-4)
Lost in extra innings.....	5/3/15 at Missouri (2-3; 8 innings)
Was shut out.....	4/3/16 vs. Alabama (3-0)

HITTING (Team)

10+ runs in a game.....	4/29/16 at Texas A&M (W, 14-3)
15+ runs in a game.....	4/22/16 vs. Mississippi State (W, 16-0)
20+ runs in a game.....	2/22/15 vs. Mercer, Game 1 (W, 20-3)
10+ runs in an inning.....	4/29/16 at Texas A&M (10 runs, 6th)
<5 hits in a game.....	4/24/16 vs. Mississippi State (5)
10+ hits in a game.....	4/29/16 at Texas A&M (11)
15+ hits in a game.....	4/22/16 vs. Mississippi State (15)
20+ hits in a game.....	5/8/10 vs. South Carolina (21)

HITTING (Individual)

4 hits.....	4/22/16 vs. Mississippi State (Kvistad - 4)
5 hits.....	3/17/01 at Kentucky (Berger - 5)
4 hits by two players.....	3/16/11 vs. Mississippi State (Bruder, Moultrie - 4 each)
4 runs.....	2/22/15 vs. Mercer - Game 1 (Little - 4)
3 runs by two players.....	2/21/16 vs. Jacksonville State (Stewart, DeWitt - 3)
4 runs by two players.....	2/19/12 vs. Michigan State (Moultrie - 4, Schutte - 4)
2 runs by five players.....	4/22/16 vs. Mississippi State (McLean - 3; Kvistad, DeWitt, Fuller, Munro - 2)
2 runs by six players.....	3/28/15 at Mississippi State (DeWitt, Haeger, Kvistad, McLean, Merritt, Stewart - 2)
2 runs by seven players.....	4/23/14 vs. USF (Stewart - 3; Castro, Fuller, Little, Merritt, Munro, Toft - 2)
2 doubles.....	2/17/16 vs. JU Game 2 (Kvistad - 2)
3 doubles.....	4/11/99 vs. Florida A&M (Kreipl - 3)
2 triples.....	2/26/11 vs. Utah (Moultrie - 2)
2 home runs.....	4/22/16 vs. Mississippi State (Kvistad - 2)
3 home runs.....	3/14/15 vs. LSU (Fuller - 3 - ties school record)
2 home runs by two players.....	4/27/11 at Auburn (Paculba - 2, Schutte - 2)
2 home runs by one player in an inning.....	4/18/13 vs. Ole Miss (Castro - 3rd)
Grand slam.....	4/29/16 at Texas A&M (Lorenz)
Walkoff home run.....	5/6/16 vs. Arkansas (Fuller)
Walkoff hit.....	5/8/16 vs. Arkansas (Ocasio)
5 RBI.....	4/22/16 vs. Mississippi State (Kvistad - 5)
6 RBI.....	4/16/16 vs. ULL, Game 2 (Kvistad - 6)
8 RBI.....	3/14/15 vs. LSU (Fuller - 8)
9 RBI.....	2/22/15 vs. Mercer - Game 1 (Little - 9 - school record)
3 stolen bases.....	2/20/16 vs. Omaha (Lorenz - 3)
4 stolen bases.....	4/27/03 vs. Mississippi State (Marchetta - 4)

PITCHING (Individual)

More than 7.0 innings pitched.....	5/31/15 vs. Auburn (Haeger - 9.0)
No-hitter.....	5/8/16 vs. Arkansas (Barnhill - 5 innings)
One-hitter.....	3/20/16 vs. Tennessee (Gourley)
Allowed 10+ hits.....	5/31/15 vs. Auburn (Haeger - 11)
Complete Game Shutout.....	5/8/16 vs. Arkansas (Barnhill - 5 innings)
Allowed 5+ runs.....	5/2/15 at Mississippi State (Ocasio - 6)
Allowed 0 walks in a complete game (7.0+ innings).....	5/7/16 vs. Arkansas (Gourley)
Allowed 5+ walks.....	3/25/16 at LSU (Gourley - 8)
10+ strikeouts (regulation game).....	5/7/16 vs. Arkansas (Gourley - 16)
15+ strikeouts (regulation game).....	5/7/16 vs. Arkansas (Gourley - 16)

FIELDING

10+ putouts.....	5/8/16 vs. Arkansas (Fuller - 10)
5+ assists.....	5/6/16 vs. Arkansas (Stewart - 5)
Outfield assist.....	4/10/16 at Ole Miss (Merritt - 2)

MISCELLANEOUS

More than 1,500 fans at home.....	5/7/16 vs. Arkansas (1,679)
Largest home crowd.....	4/11/15 vs. Kentucky (2,488 - school record)
Winning Streak of 10+ Games.....	4/6-4/30 (13 Games)

SEC Standings

Team	SEC	Overall
Florida	20-4	52-4
Kentucky	17-7	43-11
Tennessee	16-7	40-13
Auburn	16-7	46-9
Alabama	16-8	45-11
Missouri	14-10	39-13
LSU	13-11	42-14
Georgia	12-12	40-16
Ole Miss	11-13	38-19
Texas A&M	9-15	37-17
South Carolina	7-17	35-20
Mississippi State	3-21	26-30
Arkansas	1-23	17-39

All-SEC Awards

First Team All-SEC
P - Delanie Gourley
P - Aleshia Ocasio
OF - Amanda Lorenz
DP/U - Kayli Kvistad
Second Team All-SEC
OF - Kirsti Merritt
C - Aubree Munro
Freshman All-SEC
P - Kelly Barnhill
OF - Amanda Lorenz
SEC All-Defensive
C - Aubree Munro
Freshman of the Year: Amanda Lorenz

NCAA RANKINGS - UF

Florida - 2015-16 Women's Softball Ranking Summary thru games 05/08/2016

Statistic	National Rank	Conference Rank	Value	National Leader	Value	Conference Leader	Value
Batting Average (290 ranked)	35	7	0.318	Oklahoma	0.359	Georgia	0.357
Double Plays per Game (290 ranked)	24	2	0.46	UCLA	0.78	Auburn	0.55
Doubles per Game (290 ranked)	276	12	0.84	Loyola Marymount	1.96	Tennessee	1.58
Earned Run Average (290 ranked)	1	1	0.89	Florida	0.89	Florida	0.89
Fielding Percentage (290 ranked)	2	1	0.983	Oklahoma	0.984	Florida	0.983
Hit Batters (27 ranked)				Southern U.	6		
Home Runs per game (290 ranked)	43	5	1.00	La.-Lafayette	1.98	Texas A&M	1.54
On Base Percentage (30 ranked)	6	3	0.441	Michigan	0.471	Auburn	0.455
Scoring (290 ranked)	27	8	6.25	Auburn	8.55	Auburn	8.55
Slugging Percentage (290 ranked)	50	8	0.480	Oregon	0.640	Texas A&M	0.562
Stolen Bases per Game (290 ranked)	85	6	1.20	Southeastern La.	3.13	Missouri	2.88
Triples per Game (290 ranked)	129	7	0.16	Northern Colo.	0.43	LSU	0.30
WL Percentage (290 ranked)	1	1	0.929	Florida	0.929	Florida	0.929

Statistic	Player	National Rank	Conference Rank	Value	National Leader	Value	Conference Leader	Value
Batting Average (150 ranked)	Kayli Kvistad Amanda Lorenz	74 94	7 9	0.408 0.401	Danielle Smith, Coppin St.	0.505	Sydni Emanuel, Georgia	0.469
Doubles Per Game (150 ranked)					Megan Dowdy, Samford	0.44	Kaylea Snaer, South Carolina	0.44
Earned Run Average (150 ranked)	Aleshia Ocasio Delanie Gourley Kelly Barnhill	3 4 10	2 3 4	0.71 0.76 1.32	Sydney Smith, LSU	0.59	Sydney Smith, LSU	0.59
Hit Batters (23 ranked)					8 players tied	1	Rainey Gaffin, Tennessee	1
Hit by Pitch per Game (150 ranked)	Nicole DeWitt Kirsti Merritt Taylor Fuller	19 68 78	3 7 9	0.34 0.24 0.23	Tess Soefje, UTSA	0.60	Sarai Niu, Mississippi St.	0.42
Hits Allowed Per Seven Innings (150 ranked)	Kelly Barnhill Delanie Gourley Aleshia Ocasio	1 3 22	1 2 4	3.19 3.33 4.65	Kelly Barnhill, Florida	3.19	Kelly Barnhill, Florida	3.19
Home Runs Per Game (150 ranked)					Kiara Suttles, Southern U.	0.48	Kasey Cooper, Auburn	0.35
Home runs (38 ranked)					Morgan Noad, Coastal Caro.	22	Kasey Cooper, Auburn Tina Iosefa, Georgia	19 19
On Base Percentage (150 ranked)	Amanda Lorenz Kayli Kvistad Nicole DeWitt	26 33 37	6 8 9	0.526 0.524 0.521	Torrian Wright, Savannah St.	0.662	Haylie McCleney, Alabama	0.598
RBI's (30 ranked)	Kayli Kvistad	9	5	60	Tina Iosefa, Georgia	78	Tina Iosefa, Georgia	78
Runs Batted In Per Game (148 ranked)	Kayli Kvistad	23	5	1.11	Sierra Romero, Michigan	1.46	Tina Iosefa, Georgia	1.39
Runs per Game (150 ranked)	Kelsey Stewart Amanda Lorenz	54 70	11 15	0.98 0.95	Ali Aguilar, Washington	1.41	Haylie McCleney, Alabama	1.24
Sacrifice Flies (95 ranked)	Kayli Kvistad Amanda Lorenz Kirsti Merritt	32 95 95	3 7 7	4 3 3	Naomi Tellez, DePaul	7	Chloe Rathburn, Missouri	6
Sacrifice Hits per game (142 ranked)					Amanda Sandoval, Cal Poly All Wester, Notre Dame	0.43 0.43	Parker Pocklington, Arkansas	0.21
Saves (50 ranked)	Aleshia Ocasio Delanie Gourley	6 14	1 4	6 5	Renee Poirier, Army West Point	11	Aleshia Ocasio, Florida Alexis Osorio, Alabama Nickie Blue, South Carolina	6 6 6
Shutouts (25 ranked)	Delanie Gourley Kelly Barnhill Aleshia Ocasio	11 25 25	1 4 4	8 6 6	Kylee Hanson, Fla. Atlantic	14	Delanie Gourley, Florida	8
Slugging Percentage (300 ranked)	Kayli Kvistad Amanda Lorenz	67 211	7 23	0.708 0.623	Erika Plancastelli, McNeese St.	1.000	Kasey Cooper, Auburn	0.939
Stolen Bases (150 ranked)					Katie Lacour, Southeastern La.	1.05	Taylor Gadbois, Missouri	0.98
Strikeouts (150 ranked)	Delanie Gourley Kelly Barnhill Aleshia Ocasio	23 63 111	2 7 10	202 157 127	Devin Brown, South Ala.	308	Alexis Osorio, Alabama	206
Strikeouts Per Seven Innings (150 ranked)	Kelly Barnhill Delanie Gourley Aleshia Ocasio	4 7 76	1 3 11	10.9 10.2 6.9	Megan Betsa, Michigan	11.8	Kelly Barnhill, Florida	10.9
Toughest to Strikeout (150 ranked)					Chloe Oro, Delaware St. Abby Davidson, Eastern Mich. Ambrelle Burton, Southern U.	0.0 0.0 0.0	Hailey Lunderman, Ole Miss	26.9
Triples (30 ranked)					4 players tied	9	Kayla Winkfield, Mississippi St.	6
Triples Per Game (148 ranked)					Erica Dick, Northern Colo.	0.21	Kayla Winkfield, Mississippi St.	0.11
Victories (43 ranked)	Aleshia Ocasio	43	7	19	Megan Good, James Madison	28	Chelsea Wilkinson, Georgia Samantha Show, Texas A&M	23 23
Walks (150 ranked)	Amanda Lorenz Nicole DeWitt Kayli Kvistad	24 108 123	6 17 18	0.77 0.59 0.57	Torrian Wright, Savannah St.	1.32	Kasey Cooper, Auburn	0.96
Walks Allowed Per Seven Innings (150 ranked)	Aleshia Ocasio	25	2	1.15	Brittany Hitchcock, Hawaii	0.30	Allie Walljasper, LSU	0.97

2016 FLORIDA DEFENSIVE LINEUPS

Opponent (Date)	C	1B	2B	3B	SS	LF	CF	RF	P	DP
Illinois State (2/12)	Munro	Wheaton	DeWitt	Fuller	Stewart	Lorenz	Merritt	McLean	Gourley	Kvistad
Michigan (2/13)	Munro	Wheaton	DeWitt	Fuller	Stewart	Lorenz	Merritt	McLean	Barnhill	Kvistad
Va. Tech (2/14)	Munro	Wheaton	DeWitt	Fuller	Stewart	Lorenz	Merritt	McLean	Ocasio	Kvistad
USF (2/14)	Munro	Schwarz	DeWitt	Fuller	Stewart	Lorenz	Merritt	McLean	Barnhill	Wheaton
JU-1 (2/17)	Munro	Schwarz	DeWitt	Fuller	Stewart	Lorenz	Merritt	McLean	Ocasio	Wheaton
JU-2 (2/17)	Fuller	Schwarz	Stewart	DeWitt	Kvistad	Lorenz	Merritt	Herndon	Barnhill	Voss
UAB (2/19)	Munro	Wheaton	DeWitt	Fuller	Stewart	Lorenz	Merritt	McLean	Gourley	Kvistad
SFA (2/19)	Munro	Schwarz	DeWitt	Fuller	Stewart	Lorenz	Merritt	McLean	Barnhill	Wheaton
Omaha (2/20)	Wheaton	Schwarz	DeWitt	Fuller	Stewart	Lorenz	Merritt	McLean	Gourley	Kvistad
Elon (2/20)	Munro	Schwarz	Stewart	Fuller	Voss	Lorenz	Merritt	DeWitt	Barnhill	Kvistad
JSU (2/21)	Munro	Schwarz	DeWitt	Fuller	Stewart	Herndon	Lorenz	McLean	Ocasio	Wheaton
UCLA (2/25)	Munro	Wheaton	DeWitt	Fuller	Stewart	Lorenz	Merritt	McLean	Gourley	Kvistad
NC State (2/25)	Munro	Schwarz	DeWitt	Fuller	Stewart	Lorenz	Merritt	McLean	Barnhill	Wheaton
Washington (2/26)	Munro	Wheaton	DeWitt	Fuller	Stewart	Lorenz	Merritt	McLean	Ocasio	Kvistad
Nebraska (2/26)	Munro	Wheaton	DeWitt	Fuller	Stewart	Lorenz	Merritt	McLean	Barnhill	Kvistad
Utah (2/27)	Munro	Wheaton	DeWitt	Fuller	Stewart	Lorenz	Merritt	McLean	Ocasio	Kvistad
Illinois State (3/3)	Munro	Wheaton	DeWitt	Fuller	Stewart	Lorenz	Merritt	McLean	Barnhill	Kvistad
FIU (3/4)	Munro	Wheaton	DeWitt	Fuller	Stewart	Lorenz	Merritt	McLean	Gourley	Kvistad
USA (3/5)	Munro	Wheaton	DeWitt	Fuller	Stewart	Lorenz	Merritt	Kvistad	Ocasio	McLean
FIU (3/5)	Fuller	Wheaton	Stewart	DeWitt	Voss	Lorenz	Merritt	Herndon	Barnhill	Kvistad
Illinois State (3/6)	Munro	Wheaton	DeWitt	Fuller	Stewart	Lorenz	Merritt	Kvistad	Ocasio	McLean
Florida A&M (3/6)	Wheaton	Schwarz	DeWitt	Fuller	Stewart	Lorenz	Merritt	Herndon	Gourley	Kvistad
USD-1 (3/9)	Munro	Wheaton	DeWitt	Fuller	Stewart	Lorenz	Merritt	McLean	Barnhill	Kvistad
USD-2 (3/9)	Munro	Wheaton	DeWitt	Fuller	Stewart	Lorenz	Merritt	McLean	Gourley	Kvistad
Auburn (3/12)	Munro	Kvistad	DeWitt	Fuller	Stewart	Lorenz	Merritt	McLean	Gourley	Wheaton
Auburn (3/13)	Munro	Kvistad	DeWitt	Fuller	Stewart	Lorenz	Merritt	McLean	Barnhill	Wheaton
Auburn (3/14)	Munro	Kvistad	DeWitt	Fuller	Stewart	Lorenz	Merritt	McLean	Gourley	Wheaton
Winthrop (3/16)	Munro	Wheaton	DeWitt	Fuller	Stewart	Lorenz	Merritt	Kvistad	Barnhill	McLean
Tennessee (3/18)	Munro	Wheaton	DeWitt	Fuller	Stewart	Lorenz	Merritt	McLean	Ocasio	Kvistad
Tennessee (3/19)	Munro	Wheaton	DeWitt	Fuller	Stewart	Lorenz	Merritt	McLean	Barnhill	Kvistad
Tennessee (3/20)	Munro	Wheaton	DeWitt	Fuller	Stewart	Lorenz	Merritt	McLean	Gourley	Kvistad
LSU-1 (3/25)	Munro	Wheaton	DeWitt	Fuller	Stewart	Lorenz	Merritt	Kvistad	Ocasio	McLean
LSU-2 (3/25)	Munro	Wheaton	DeWitt	Fuller	Stewart	Lorenz	Merritt	Kvistad	Gourley	McLean
LSU (3/26)	Munro	Wheaton	DeWitt	Fuller	Stewart	Lorenz	Merritt	Kvistad	Barnhill	McLean
Alabama (4/1)	Munro	Wheaton	DeWitt	Fuller	Stewart	Lorenz	Merritt	Kvistad	Ocasio	McLean
Alabama (4/2)	Munro	Schwarz	DeWitt	Fuller	Stewart	Lorenz	Merritt	Kvistad	Barnhill	McLean
Alabama (4/3)	Kvistad	Schwarz	DeWitt	Fuller	Stewart	Lorenz	Merritt	McLean	Gourley	Munro
UCF (4/6)	Fuller	Schwarz	Stewart	DeWitt	Kvistad	Lorenz	Merritt	Herndon	Barnhill	Voss
Ole Miss (4/8)	Munro	Schwarz	DeWitt	Fuller	Stewart	Lorenz	Merritt	Kvistad	Gourley	McLean
Ole Miss (4/9)	Munro	Wheaton	DeWitt	Fuller	Stewart	Lorenz	Merritt	Kvistad	Ocasio	McLean
Ole Miss (4/10)	Munro	Wheaton	DeWitt	Fuller	Stewart	Lorenz	Merritt	Kvistad	Barnhill	McLean
FSU (4/13)	Munro	Wheaton	Stewart	Fuller	Kvistad	Lorenz	Merritt	McLean	Gourley	Voss
ULL-1 (4/16)	Munro	Wheaton	DeWitt	Fuller	Stewart	Lorenz	Merritt	McLean	Gourley	Kvistad
ULL-2 (4/16)	Munro	Wheaton	Stewart	Fuller	Voss	Lorenz	Merritt	McLean	Ocasio	Kvistad
ULL (4/17)	Munro	Wheaton	DeWitt	Fuller	Stewart	Lorenz	Merritt	Kvistad	Barnhill	McLean
USF (4/20)	Munro	Wheaton	DeWitt	Fuller	Stewart	Lorenz	Merritt	Kvistad	Barnhill	McLean
MSU (4/22)	Munro	Wheaton	DeWitt	Fuller	Stewart	Lorenz	Merritt	Kvistad	Gourley	McLean
MSU (4/23)	Munro	Wheaton	DeWitt	Fuller	Stewart	Lorenz	Merritt	Kvistad	Ocasio	McLean
MSU (4/24)	Munro	Schwarz	DeWitt	Fuller	Stewart	Lorenz	Merritt	Kvistad	Barnhill	McLean
Texas A&M (4/29)	Munro	Wheaton	DeWitt	Fuller	Stewart	Lorenz	Merritt	Kvistad	Gourley	McLean
Texas A&M (4/30)	Munro	Wheaton	Stewart	Fuller	Voss	Lorenz	Merritt	DeWitt	Ocasio	Kvistad
Texas A&M (5/1)	Munro	Wheaton	DeWitt	Fuller	Stewart	Lorenz	Merritt	Kvistad	Barnhill	McLean
FSU (5/4)	Munro	Wheaton	DeWitt	Fuller	Stewart	Lorenz	Merritt	Kvistad	Gourley	McLean
Arkansas (5/6)	Munro	Schwarz	Stewart	Fuller	Voss	Lorenz	Merritt	DeWitt	Ocasio	Kvistad
Arkansas (5/7)	Munro	Schwarz	DeWitt	Fuller	Stewart	Lorenz	Merritt	McLean	Gourley	Kvistad
Arkansas (5/8)	Fuller	Schwarz	Stewart	DeWitt	Kvistad	Lorenz	Merritt	McLean	Barnhill	Voss

TOTALS	49 - Munro 4 - Fuller 2 - Wheaton 1 - Kvistad	37 - Wheaton 16 - Schwarz 3 - Kvistad	47 - DeWitt 9 - Stewart	52 - Fuller 4 - DeWitt	47 - Stewart 5 - Voss 4 - Kvistad	55 - Lorenz 1 - Herndon	55 - Merritt 1 - Lorenz	31 - McLean 19 - Kvistad 4 - Herndon 3 - DeWitt	22 - Barnhill 19 - Gourley 15 - Ocasio	21 - Kvistad 19 - McLean 8 - Wheaton 4 - Voss 1 - Munro
---------------	--	---	----------------------------	---------------------------	---	----------------------------	----------------------------	--	--	---

2016 FLORIDA STARTING LINEUPS

Opponent (Date)	First	Second	Third	Fourth	Fifth	Sixth	Seventh	Eighth	Ninth	Flex
Illinois State (2/12)	Stewart	Merritt	Lorenz	Fuller	Wheaton	DeWitt	Kvistad	Munro	McLean	Gourley
Michigan (2/13)	Stewart	Merritt	Lorenz	Fuller	Wheaton	DeWitt	Kvistad	Munro	McLean	Barnhill
Va. Tech (2/14)	Stewart	Merritt	Lorenz	Fuller	Wheaton	DeWitt	Kvistad	Munro	McLean	Ocasio
USF (2/14)	Stewart	Merritt	Lorenz	Fuller	Wheaton	DeWitt	Munro	Schwarz	McLean	Barnhill
JU-1 (2/17)	Stewart	Merritt	Lorenz	Fuller	Wheaton	DeWitt	Munro	Schwarz	McLean	Ocasio
JU-2 (2/17)	Stewart	Merritt	Lorenz	Fuller	Kvistad	DeWitt	Schwarz	Herndon	Voss	Barnhill
UAB (2/19)	Stewart	Merritt	Lorenz	Fuller	Wheaton	DeWitt	Kvistad	Munro	McLean	Gourley
SFA (2/19)	Stewart	Merritt	Lorenz	Fuller	Wheaton	DeWitt	Munro	Schwarz	Herndon	Barnhill
Omaha (2/20)	Stewart	Merritt	Lorenz	Fuller	Wheaton	DeWitt	Kvistad	Voss	McLean	Gourley
Elon (2/20)	Stewart	Merritt	Lorenz	Fuller	Kvistad	DeWitt	Munro	Schwarz	Voss	Barnhill
JSU (2/21)	Stewart	DeWitt	Lorenz	Fuller	Wheaton	Munro	Schwarz	Herndon	McLean	Ocasio
UCLA (2/25)	Stewart	DeWitt	Lorenz	Wheaton	Fuller	Merritt	Kvistad	Munro	McLean	Gourley
NC State (2/25)	Stewart	DeWitt	Lorenz	Wheaton	Fuller	Merritt	Schwarz	Munro	McLean	Barnhill
Washington (2/26)	Stewart	DeWitt	Lorenz	Wheaton	Fuller	Merritt	Kvistad	Munro	McLean	Ocasio
Nebraska (2/26)	Stewart	DeWitt	Lorenz	Wheaton	Fuller	Merritt	Kvistad	Munro	McLean	Barnhill
Utah (2/27)	Stewart	DeWitt	Lorenz	Wheaton	Fuller	Merritt	Kvistad	Munro	McLean	Ocasio
Illinois State (3/3)	Stewart	Merritt	Lorenz	Wheaton	Fuller	DeWitt	Kvistad	Munro	McLean	Barnhill
FIU (3/4)	Stewart	Merritt	Lorenz	Wheaton	Fuller	DeWitt	Kvistad	Munro	McLean	Gourley
USA (3/5)	Stewart	DeWitt	Lorenz	Wheaton	Fuller	Merritt	Kvistad	Munro	McLean	Ocasio
FIU (3/5)	Stewart	DeWitt	Lorenz	Wheaton	Fuller	Merritt	Kvistad	Herndon	Voss	Barnhill
Illinois State (3/6)	Stewart	DeWitt	Lorenz	Wheaton	Fuller	Merritt	Kvistad	Munro	McLean	Ocasio
Florida A&M (3/6)	Stewart	DeWitt	Lorenz	Wheaton	Kvistad	Merritt	Fuller	Schwarz	Herndon	Gourley
USD-1 (3/9)	Stewart	Merritt	Lorenz	Wheaton	Kvistad	Fuller	DeWitt	McLean	Munro	Barnhill
USD-2 (3/9)	Stewart	Merritt	Lorenz	Wheaton	Kvistad	Fuller	DeWitt	McLean	Munro	Gourley
Auburn (3/12)	Stewart	Merritt	Lorenz	Wheaton	Kvistad	Fuller	DeWitt	McLean	Munro	Gourley
Auburn (3/13)	Stewart	Merritt	Lorenz	Wheaton	Kvistad	Fuller	DeWitt	McLean	Munro	Barnhill
Auburn (3/14)	Stewart	Merritt	Lorenz	Wheaton	Kvistad	Fuller	DeWitt	McLean	Munro	Gourley
Winthrop (3/16)	Stewart	Merritt	Lorenz	Wheaton	Kvistad	Fuller	DeWitt	McLean	Munro	Barnhill
Tennessee (3/18)	Stewart	Merritt	Lorenz	Kvistad	Wheaton	Fuller	DeWitt	McLean	Munro	Ocasio
Tennessee (3/19)	Stewart	Merritt	Lorenz	Kvistad	Wheaton	Fuller	DeWitt	McLean	Munro	Barnhill
Tennessee (3/20)	Stewart	Merritt	Kvistad	Lorenz	Wheaton	Fuller	DeWitt	McLean	Munro	Gourley
LSU-1 (3/25)	Stewart	Fuller	Lorenz	Kvistad	Merritt	DeWitt	Wheaton	Munro	McLean	Ocasio
LSU-2 (3/25)	Stewart	Fuller	Lorenz	Kvistad	Merritt	DeWitt	Wheaton	Munro	McLean	Gourley
LSU (3/26)	Stewart	DeWitt	Merritt	Kvistad	Lorenz	Fuller	Wheaton	Munro	McLean	Barnhill
Alabama (4/1)	Stewart	DeWitt	Merritt	Kvistad	Lorenz	Fuller	Wheaton	Munro	McLean	Ocasio
Alabama (4/2)	Stewart	Merritt	Kvistad	Lorenz	DeWitt	Fuller	Schwarz	Munro	McLean	Barnhill
Alabama (4/3)	Stewart	Merritt	Kvistad	Lorenz	DeWitt	Fuller	Schwarz	Munro	McLean	Gourley
UCF (4/6)	Stewart	Merritt	Lorenz	Kvistad	DeWitt	Herndon	Fuller	Schwarz	Voss	Barnhill
Ole Miss (4/8)	Stewart	Merritt	Kvistad	Lorenz	DeWitt	Fuller	Schwarz	Munro	McLean	Gourley
Ole Miss (4/9)	Stewart	Merritt	Kvistad	Lorenz	DeWitt	Wheaton	Fuller	Munro	McLean	Ocasio
Ole Miss (4/10)	Stewart	Merritt	Kvistad	Lorenz	DeWitt	Wheaton	Munro	Fuller	McLean	Barnhill
FSU (4/13)	Stewart	Merritt	Kvistad	Lorenz	Wheaton	Munro	Fuller	Voss	McLean	Gourley
ULL-1 (4/16)	Stewart	Merritt	Lorenz	Kvistad	DeWitt	Wheaton	McLean	Munro	Fuller	Gourley
ULL-2 (4/16)	Stewart	Merritt	Lorenz	Kvistad	DeWitt	Wheaton	Ocasio	Munro	Fuller	Voss
ULL (4/17)	Stewart	Merritt	Lorenz	Kvistad	DeWitt	Wheaton	McLean	Munro	Fuller	Barnhill
USF (4/20)	Stewart	Lorenz	Kvistad	Merritt	DeWitt	Wheaton	McLean	Munro	Fuller	Barnhill
MSU (4/22)	Stewart	Lorenz	Kvistad	Merritt	DeWitt	Wheaton	Munro	McLean	Fuller	Gourley
MSU (4/23)	Stewart	Lorenz	Kvistad	Merritt	DeWitt	Wheaton	Munro	McLean	Fuller	Ocasio
MSU (4/24)	Stewart	Lorenz	Merritt	Kvistad	DeWitt	Munro	McLean	Schwarz	Fuller	Barnhill
Texas A&M (4/29)	Stewart	Lorenz	Kvistad	Merritt	DeWitt	Munro	Wheaton	McLean	Fuller	Gourley
Texas A&M (4/30)	Stewart	Lorenz	Kvistad	Merritt	DeWitt	Munro	Ocasio	Wheaton	Fuller	Voss
Texas A&M (5/1)	Stewart	Lorenz	Kvistad	Merritt	DeWitt	Wheaton	Munro	McLean	Fuller	Barnhill
FSU (5/4)	Stewart	Lorenz	Kvistad	Merritt	DeWitt	Wheaton	Munro	McLean	Fuller	Gourley
Arkansas (5/6)	Stewart	Lorenz	Kvistad	Merritt	DeWitt	Munro	Ocasio	Schwarz	Fuller	Voss
Arkansas (5/7)	Stewart	Lorenz	Kvistad	Merritt	DeWitt	Munro	McLean	Schwarz	Fuller	Gourley
Arkansas (5/8)	Stewart	Lorenz	Kvistad	Merritt	DeWitt	McLean	Fuller	Schwarz	Voss	Barnhill

TOTALS	56 - Stewart	31 - Merritt 12 - DeWitt 11 - Lorenz 2 - Fuller	36 - Lorenz 16 - Kvistad 3 - Merritt 1 - Kvistad	15 - Wheaton 14 - Fuller 10 - Merritt 8 - Kvistad 7 - Lorenz	20 - DeWitt 13 - Wheaton 10 - Fuller 9 - Kvistad 2 - Lorenz 2 - Merritt	14 - DeWitt 14 - Fuller 10 - Wheaton 9 - Merritt 7 - Munro 1 - Herndon 1 - McLean	14 - Kvistad 9 - DeWitt 9 - Munro 6 - Schwarz 5 - Fuller 5 - McLean 5 - Wheaton 3 - Ocasio	27 - Munro 12 - McLean 10 - Schwarz 3 - Herndon 5 - Voss 2 - Voss 1 - Fuller 1 - Wheaton	27 - McLean 13 - Fuller 9 - Munro 5 - Voss 2 - Herndon	22 - Barnhill 19 - Gourley 13 - Ocasio 2 - Voss
---------------	--------------	--	---	--	--	---	---	---	--	--

2016 FLORIDA STATISTICAL LEADERS

Opponent (Date)	Home Runs	Runs	Hits	RBI	Stolen Bases	Putouts	Assists
Illinois State (2/12)	N/A	3 tied (2)	2 tied (2)	4 tied (2)	Merritt (1)	Munro (7)	5 tied (1)
Michigan (2/13)	N/A	Lorenz (3)	Lorenz (3)	2 tied (2)	N/A	Stewart (4)	3 tied (2)
Virginia Tech (2/14)	N/A	Lorenz (3)	2 tied (2)	Lorenz (3)	Fuller (1)	Wheaton (9)	Fuller (5)
USF (2/14)	2 tied (1)	2 tied (2)	Wheaton (3)	Wheaton (5)	3 tied (1)	Munro (7)	Stewart (3)
JU-1 (2/17)	N/A	Schwarz (3)	McLean (3)	2 tied (2)	McLean (2)	Munro (7)	Fuller (4)
JU-2 (2/17)	N/A	3 tied (2)	4 tied (2)	Kvistad (4)	Stewart (1)	Fuller (9)	Barnhill (2)
UAB (2/19)	Wheaton (1)	2 tied (2)	Merritt (2)	3 tied (2)	McLean (1)	Munro (9)	2 tied (1)
SFA (2/19)	N/A	2 tied (2)	3 tied (3)	Schwarz (2)	2 tied (1)	Munro (9)	Stewart (3)
Omaha (2/20)	Fuller (1)	3 tied (2)	7 tied (7)	Fuller (4)	Lorenz (3)	Wheaton (8)	2 tied (2)
Elon (2/20)	N/A	3 tied (1)	2 tied (2)	Fuller (2)	Lorenz (1)	Munro (9)	5 tied (1)
JSU (2/21)	Stewart (1)	2 tied (3)	Stewart (3)	3 tied (2)	2 tied (2)	Munro (7)	Fuller (2)
UCLA (2/25)	N/A	2 tied (1)	Stewart (1)	2 tied (2)	N/A	Munro (5)	DeWitt (6)
NC State (2/25)	DeWitt (2)	Stewart (2)	3 tied (2)	2 tied (2)	2 tied (1)	Munro (14)	3 tied (1)
UW (2/26)	Wheaton (2)	Wheaton (2)	2 tied (2)	Wheaton (2)	Merritt (1)	Munro (7)	Stewart (4)
Nebraska (2/26)	Fuller (1)	2 tied (2)	Stewart (3)	Fuller (3)	Merritt (1)	Munro (8)	Stewart (3)
Utah (2/27)	N/A	DeWitt (1)	3 tied (2)	Wheaton (1)	N/A	Munro (6)	Stewart (3)
Illinois State (3/3)	Kvistad	Lorenz (2)	5 tied (2)	2 tied (2)	Stewart (1)	Munro (14)	3 tied (1)
FIU (3/4)	N/A	3 tied (1)	2 tied (2)	2 tied (1)	2 tied (2)	2 tied (7)	Munro (4)
USA (3/5)	2 tied (1)	2 tied (2)	Merritt (4)	2 tied (2)	Merritt	Munro (7)	DeWitt (3)
FIU (3/5)	DeWitt (1)	3 tied (2)	2 tied (2)	3 tied (2)	N/A	Fuller (6)	Barnhill (2)
Illinois State (3/6)	Kvistad (1)	Merritt (3)	Kvistad (4)	Kvistad (3)	N/A	Munro (6)	DeWitt (3)
Florida A&M (3/6)	N/A	DeWitt (2)	Lorenz (2)	4 tied (1)	Lorenz (2)	Wheaton (14)	Wheaton (4)
USD-1 (3/9)	Merritt (2)	Merritt (3)	McLean (3)	Merritt (5)	2 tied (1)	Munro (9)	DeWitt (2)
USD-2 (3/9)	N/A	9 tied (1)	4 tied (1)	2 tied (2)	3 tied (1)	Fuller (5)	2 tied (1)
Auburn (3/12)	2 tied (1)	6 tied (1)	3 tied (2)	2 tied (3)	N/A	Munro (10)	Gourley (2)
Auburn (3/13)	3 tied (1)	2 tied (2)	Fuller (3)	DeWitt (3)	Merritt (1)	Munro (8)	DeWitt (3)
Auburn (3/14)	Merritt (1)	Merritt (2)	Kvistad (2)	Merritt (3)	Merritt (1)	Munro (7)	DeWitt (6)
Winthrop (3/16)	N/A	Stewart (2)	Stewart (3)	DeWitt (2)	3 tied (1)	Munro (18)	DeWitt (1)
Tennessee (3/18)	N/A	5 tied (1)	Munro (2)	3 tied (1)	Schwarz (1)	Wheaton (7)	2 tied (3)
Tennessee (3/19)	N/A	Stewart (2)	Kvistad (2)	2 tied (2)	Stewart (2)	Munro (10)	4 tied (1)
Tennessee (3/20)	N/A	3 tied (1)	Stewart (3)	Stewart (2)	Stewart (2)	Munro (6)	2 tied (2)
LSU-1 (3/25)	Kvistad (1)	3 tied (1)	4 tied (1)	2 tied (2)	N/A	Munro (9)	Stewart (3)
LSU-2 (3/25)	DeWitt (1)	3 tied (1)	3 tied (1)	DeWitt (3)	N/A	Munro (10)	Fuller (4)
LSU (3/26)	N/A	Stewart (3)	2 tied (3)	Lorenz (3)	N/A	Munro (7)	Stewart (3)
Alabama (4/1)	Merritt (1)	Merritt (1)	5 tied (1)	Merritt (1)	N/A	Munro (6)	Fuller (3)
Alabama (4/2)	Schwarz (1)	3 tied (1)	Lorenz (2)	3 tied (1)	Mann (1)	Munro (10)	2 tied (2)
Alabama (4/3)	N/A	N/A	2 tied (1)	N/A	N/A	Schwarz (8)	DeWitt (5)
UCF (4/6)	N/A	Merritt (2)	Lorenz (2)	3 tied (1)	DeWitt (1)	Fuller (7)	2 tied (1)
Ole Miss (4/8)	3 tied (1)	2 tied (2)	Kvistad (2)	Merritt (3)	Stewart (1)	Munro (6)	Munro (4)
Ole Miss (4/9)	2 tied (1)	6 tied (1)	Kvistad (3)	Wheaton (2)	N/A	Wheaton (7)	2 tied (2)
Ole Miss (4/10)	2 tied (1)	4 tied (1)	Lorenz (2)	2 tied (2)	Merritt (1)	Munro (11)	Fuller (5)
FSU (4/13)	Ocasio (1)	Ocasio (1)	4 tied (1)	Ocasio (1)	N/A	Munro (16)	Fuller (3)
ULL-1 (4/16)	Wheaton (1)	5 tied (1)	2 tied (2)	4 tied (1)	2 tied (1)	Munro (13)	5 tied (1)
ULL-2 (4/16)	Kvistad (2)	Stewart (3)	2 tied (3)	Kvistad (6)	2 tied (1)	Wheaton (6)	2 tied (3)
ULL (4/17)	N/A	3 tied (1)	2 tied (2)	Munro (2)	N/A	Munro (11)	2 tied (2)
USF (4/20)	Lorenz (1)	3 tied (1)	6 tied (1)	DeWitt (2)	Stewart (1)	Munro (10)	4 tied (1)
MSU (4/22)	Kvistad (2)	McLean (3)	Kvistad (4)	Kvistad (5)	N/A	Munro (4)	2 tied (2)
MSU (4/23)	Munro (1)	6 tied (1)	4 tied (1)	Munro (4)	McLean (1)	Munro (10)	Stewart (2)
MSU (4/24)	Lorenz (1)	3 tied (1)	Lorenz (2)	Lorenz (2)	Lorenz (1)	Schwarz (12)	DeWitt (4)
Texas A&M (4/29)	Lorenz (1)	4 tied (2)	2 tied (2)	Lorenz (4)	McLean (1)	Munro (7)	3 tied (2)
Texas A&M (4/30)	2 tied (1)	Lorenz (2)	3 tied (2)	2 tied (2)	N/A	2 tied (4)	Voss (4)
Texas A&M (5/1)	N/A	4 tied (1)	2 tied (2)	4 tied (1)	N/A	Munro (12)	Gourley (1)
FSU (5/4)	Fuller (1)	DeWitt (2)	2 tied (2)	2 tied (2)	Stewart (1)	Munro (13)	Stewart (3)
Arkansas (5/6)	3 tied (1)	Stewart (2)	3 tied (2)	Fuller (3)	2 tied (1)	Schwarz (8)	Stewart (5)
Arkansas (5/7)	Merritt (1)	5 tied (1)	2 tied (2)	2 tied (2)	2 tied (1)	Munro (13)	Munro (2)
Arkansas (5/8)	N/A	2 tied (2)	Lorenz (2)	Lorenz (2)	Merritt (1)	Fuller (10)	DeWitt (1)

TOTALS

5 - Kvistad	6 - Stewart	7 - Lorenz	5 - Fuller	8 - Merritt	39 - Munro	10 - DeWitt
4 - Fuller	5 - Merritt	6 - Kvistad	4 - DeWitt	7 - Stewart	6 - Wheaton	10 - Stewart
4 - Merritt	4 - Lorenz	5 - Stewart	4 - Kvistad	4 - Lorenz	5 - Fuller	7 - Fuller
3 - DeWitt	3 - DeWitt	2 - McLean	4 - Lorenz	4 - McLean	3 - Schwarz	3 - Munro
3 - Wheaton	1 - McLean	2 - Merritt	4 - Merritt	1 - DeWitt	1 - Stewart	2 - Barnhill
2 - Lorenz	1 - Ocasio	1 - Munro	4 - Wheaton	1 - Fuller		2 - Gourley
1 - Munro	1 - Schwarz	1 - Wheaton	2 - Munro	1 - Mann		1 - Voss
1 - Ocasio	1 - Wheaton	1 - Fuller	1 - Ocasio	1 - Schwarz		1 - Wheaton
1 - Schwarz			1 - Schwarz			
1 - Stewart			1 - Stewart			

HEAD COACH TIM WALTON



The Walton File

Hometown: Cerritos, Calif.
College: University of Oklahoma, Bachelor of Arts in History, 1996
Family: Wife, Samantha; Children, Brooks (16), Camden (13) and Palmer (10)

Coaching History

2006-present: Head Coach, Florida
2015: Assistant Coach, USA Softball WJNT
2010-11: Head Coach, USSSA Pride (NPF)
2003-05: Head Coach, Wichita State
1999-2002: Assistant Coach, Oklahoma

Playing Experience

1995-97: Philadelphia Phillies, drafted in the 25th round of the 1995 draft
1994-95: University of Oklahoma
1992-93: Cerritos Junior College (CA)

Coaching Accolades

SEC Coach of the Year: **2008, '09, '11, '13**
 NFCA Southeast Region CSOY: **2007, '08, '09, '11**
 NFCA Division I National CSOY: **2015**
 Was an Assistant Coach on the U.S. Junior Women's National Team that won a Gold Medal at the World Baseball Softball Confederation (WBSC) Junior Women's World Championship (JWWC) in 2015.

WALTON YEAR-BY-YEAR

Year	Overall	Pct.	Conference	Postseason
2003	39-20	.661	16-9	
2004	38-26	.594	15-12	
2005	46-18	.719	22-4	Regional
WSU (3)	123-64	.658	53-25	1 Regional
2006	43-25	.656	17-13	Regional
2007	50-22	.694	17-11	Super Regional
2008	70-5	.933	27-1	WCWS
2009	63-5	.926	26-1	WCWS Runner-Up
2010	49-10	.831	20-4	WCWS
2011	56-13	.811	21-7	WCWS Runner-Up
2012	48-13	.787	21-7	Regional
2013	58-9	.866	18-6	WCWS
2014	55-12	.821	15-9	WCWS Champion
2015	60-7	.896	18-5	WCWS Champion
2016	52-4	.938	20-4	TBD
UF (11)	604-125	.828	220-68	
Career (14)	727-189	.792	273-93	

2 National Titles, 7 WCWS, 8 Super Regionals, 10 Regionals

"When you're a highly successful program, it's about blending of competitive spirits and friendships, and getting the younger players to buy into the legacies left from class to class. The seniors to freshmen are such a big age difference, so there's a meshing period you have to go through. Our older players have been very welcoming from the beginning, but with that welcoming come expectations that you have to bring it every day." -- Tim Walton

Tim Walton has brought Florida softball to the pinnacle of success in his 10-plus years at the helm of the Gators squad. Under Walton's tutelage, Florida became the first Southeastern Conference institution in history to earn four consecutive Women's College World Series berths (2008-11). The Orange and Blue have earned a total of seven WCWS berths since Walton's arrival, with four championship series appearances and the program's first and second national titles in 2014 and 2015.

Walton reached a career milestone when he earned career win No. 600 in just his 12th season as a head coach in 2014. Coming in his 774th game as a head coach, the Gators used an 8-0 mercy-rule victory at SEC rival Texas A&M to complete a three-game sweep on Easter Sunday, making Walton the fastest active head coach in the Southeastern Conference to reach 600 lifetime victories.

Entering 2016, Walton has a 556-121 record at the head of the Gator program and a 679-185 (.785) career record in 13 seasons as a head coach. Florida has seven 50-win and three 60-win seasons in program history, all under Walton.

In his 10 years at Florida, Walton has led the Orange and Blue to countless school and SEC records, and his squads have earned numerous firsts for the Gator softball program. In 2011, UF advanced to an unprecedented fourth straight Women's College World Series, including its second trip to the Championship Series. Working as a four-time SEC Coach of the Year, Walton has led the Gators to four SEC regular-season and three conference tournament titles. UF has made the NCAA Tournament every year of his tenure, hosted Regionals all 10 times and played host to NCAA Super Regionals seven times from 2008-15. Florida reached the pinnacle of college softball in 2014, capturing the national championship with a two-game sweep of Southeastern Conference rival Alabama in the finals. This past season in 2015, Walton and his squad won the program's second-straight national title, defeating Michigan two games to one in the final of the WCWS.

In the 34-year history of the WCWS, 12 different teams have claimed the national title. Florida joined UCLA (2003, 2004 / 1988, 1989, 1990 / 1984, 1985) and Arizona (2006, 2007 / 1996, 1997 / 1993, 1994) as the only three programs to claim NCAA titles in consecutive years.

On the softball diamond, Walton has tutored 14 Florida student-athletes to 29 NFCA All-America honors, 19 players to 44 NFCA All-Southeast Region honors, has produced 15 WCWS All-Tournament team selections (including three Most Outstanding Players), coached 19 Gator athletes to 41 All-SEC honors and racked up 17 SEC All-Tournament team honors, including three MVPs, three SEC Pitchers of the Year and four SEC Players of the Year. Most recently, Gators Kelsey Stewart and Lauren Haeger won the conference's Player and Pitcher of the Year awards in 2015, becoming UF's fourth and third honorees in program history. Additionally, Haeger brought home the 2015 Honda Sports Award, designating her as the nation's top collegiate female athlete in the sport of softball. Haeger was the second Gator to receive the Honda Award, as Kelsey Bruder was UF's first recipient in 2011. Shortly after Bruder claimed that honor, she was awarded the NCAA Today's Top VIII Award as one of the top eight NCAA athletes in the country during the 2010-11 school year.

Under Walton's direction, the Florida coaching staff has earned NFCA Southeast Regional Coaching Staff of the Year honors four times and the team was one of Easton's Teams of the Year in 2008, 2009, 2010 and 2011.

In 2015, Walton and his staff were named the NFCA Division I National Coaching Staff of the Year, the first time in school history Florida has earned this accolade.

Under Walton's watch, the Gators have shattered over 300 University of Florida records since 2006. His 2008 squad recorded an NCAA-record 70 wins and posted the best SEC record in league history at 27-1. The Orange and Blue shattered its own SEC single-season wins record with 332 in 2013, while the Gators boasted a .981 fielding percentage in 2015 committing a program-record low 33 errors during the season. Florida's 2011 squad downed eight SEC records, including four team season records for runs (508), RBI (479) and walks (322), while extending its standing single-season homers record to 124. The 2012 Gator squad set the league record for slugging percentage (.627), while the 2009 Gators became only the second team to ever register a perfect conference road record (13-0).

After winning the program's first national championship in 2014, the Gators followed that by becoming just the third program in NCAA history to win back-to-back softball titles in 2015. In the 34-year history of the WCWS, 12 different teams have claimed the national title and Florida joined UCLA (2003, 2004 / 1988, 1989, 1990 / 1984, 1985) and Arizona (2006, 2007 / 1996, 1997 / 1993, 1994) as the only three programs to claim NCAA titles in consecutive years.

This season seniors Kelsey Stewart, Taylore Fuller, Kirsti Merritt, Aubree Munro and Taylor Schwarz are the elders of a squad that will start the season No. 1 and seek to join UCLA (1988-90) as the only programs to win three straight national titles.



#00 ALEX VOSS | INF | FR | 5-2 | CORAL SPRINGS, FL (CORAL SPRINGS)

SEASON:

Player	avg	gp-gs	ab	r	h	2b	3b	hr	rbi	tb	slg%	bb	hp	so	gdp	ob%	sf	sh	sb-att	po	a	e	fld%
0 Alex Voss	.059	34-9	17	11	1	0	0	0	0	1	.059	3	0	3	0	.200	0	0	0-1	14	16	0	1.000
0 Alex Voss	.200	13-3	5	4	1	0	0	0	0	1	.200	1	0	0	0	.333	0	0	0-1	3	7	0	1.000

CAREER:

Year	avg	gp-gs	ab	r	h	2b	3b	hr	rbi	tb	slg%	bb	hbp	so	gdp	ob%	sf	sh	sb-att	po	a	e	fld%
2016	.059	34-9	17	11	1	0	0	0	0	1	.059	3	0	3	0	.200	0	0	0-1	14	16	0	1.000
TOTAL	.059	34-9	17	11	1	0	0	0	0	1	.059	3	0	3	0	.200	0	0	0-1	14	16	0	1.000

NOTES:


- ▶ Spilting pinch running duties with fellow freshman Lily Mann
- ▶ Has recently become UF's starting shortstop when Aleshia Ocasio takes the circle for the Gators
- ▶ Recorded her first career hit on April 10, 2016 at Ole Miss
- ▶ Started the first game of her career against Jacksonville on Feb. 17 and scored one run but was hitless in two at bats
- ▶ Appeared in three games during UF's opening weekend and scored her first collegiate run against USF when she was subbed in as a pinch runner
- ▶ 2015 graduate of Coral Springs High School and was a 2015 Florida Class 8A First Team All-State performer
- ▶ 2015 FHSAA Scholar Athlete

VOSS' CAREER BESTS

AB	same
R	same
H	same
Streak	same
RBI	N/A
2B	N/A
3B	N/A
HR	N/A
BB	same
SB	N/A
PO	same
A	same

VOSS' 2016 SEASON BESTS

AB	2, six times, last vs. FSU (4/13/16)
R	1, 11 times, last vs. Arkansas (5/8/16)
H	1 at Ole Miss (4/10/16)
Streak	1 (4/10-TBA)
RBI	N/A
2B	N/A
3B	N/A
HR	N/A
BB	1, three times, last vs. Arkansas (5/8/16)
SB	N/A
PO	4 vs. FSU (4/13/16)
A	4 at Texas A&M (4/29/16)



#1 AUBREE MUNRO | C | SR | 5-10 | BREA, CA (BREA OLINDA)

SEASON:

Player	avg	gp-gs	ab	r	h	2b	3b	hr	rbi	tb	slg%	bb	hp	so	gdp	ob%	sf	sh	sb-att	po	a	e	fld%
1 Aubree Munro	.289	52-50	135	20	39	6	1	3	28	56	.415	15	4	12	1	.377	0	3	0-1	413	32	1	.998
1 Aubree Munro	.237	23-23	59	10	14	1	0	3	10	24	.407	8	2	6	1	.348	0	1	0-1	179	19	0	1.000

CAREER:

Year	avg	gp-gs	ab	r	h	2b	3b	hr	rbi	tb	slg%	bb	hbp	so	gdp	ob%	sf	sh	sb-att	po	a	e	fld%
2013	.145	52-30	55	10	8	4	1	0	6	14	.255	8	3	17	0	.288	0	1	1-2	223	20	1	.996
2014	.285	59-48	130	16	37	14	0	3	24	60	.462	11	2	29	0	.347	1	6	2-3	282	23	2	.993
2015	.225	57-51	89	9	20	4	0	2	15	30	.337	18	3	17	1	.369	1	10	1-1	354	27	0	1.000
2016	.289	52-50	135	20	39	6	1	3	28	56	.415	15	4	12	1	.377	0	3	0-1	413	32	1	.998
TOTAL	.254	220-179	409	55	104	28	2	8	73	160	.391	52	12	75	2	.354	2	20	4-7	1272	102	4	.997

NOTES:

- ▶ 2016 Second Team All-SEC and All-Defensive Team (Catcher)
- ▶ Had her season-long nine game hitting streak snapped in UF's series finale against Mississippi State. During that streak, Munro hit .542 (13 for 24) with three home runs, two doubles, one triple, 11 RBI, and seven runs scored.
- ▶ In the series-clinching win against MSU, Munro hit her first-career grand slam and Florida's first this season to power UF past Mississippi State, 6-3.
- ▶ Munro has made just one error in the last two seasons (926 chances). She flashed her defensive brilliance at Ole Miss. The Rebels entered that weekend as the SEC leader with 106 stolen bases with an 86% success rate. In game one of the series, Munro caught two Rebels trying to steal and picked off one Rebel baserunner before the third inning. Ole Miss didn't attempt a stolen base the rest of the weekend.
- ▶ Opponents are just 4 of 10 on stolen base attempts against the Gators this season, which is by far the fewest stolen bases allowed in the SEC team
- ▶ 2016 USA Softball National Team member
- ▶ One of nine Gators to record a perfect fielding percentage in a single season (minimum 50 chances) | Did not made an error in 354 chances behind the plate in 2015
- ▶ Entered the 2016 season tied for 2nd all-time in program history in fielding percentage (859-70-3) and 4th in stolen base against percentage (53.2% - 33-62)
- ▶ 2014 & 2015 WCWS All-Tournament Team

MUNRO'S CAREER BESTS

AB	4, eight times, last vs. FSU (5/4/16)
R	2, seven times, last at Texas A&M (4/29/16)
H	3, two times, last vs. Washington (5/24/14)
Streak	10 games (2/7-2/19, 2014)
RBI	same
2B	2, two times, last vs. Auburn (4/4/14)
3B	1, two times, last vs. ULL Game 2 (4/16/16)
HR	1, eight times, last vs. Mississippi State (4/23/16)
BB	2, four times, last vs. Mississippi State (4/23/16)
SB	1, four times, last vs. South Carolina (4/4/15)
PO	same
A	same

MUNRO'S 2016 SEASON BESTS

AB	4, three times, last vs. FSU (5/4/16)
R	2, four times, last at Texas A&M (4/29/16)
H	2, 12 times, last vs. FSU (5/4/16)
Streak	9 (4/8-4/23) - Current = 1 (5/7-TBA)
RBI	4 vs. Mississippi State (4/24/16)
2B	1, six times, last vs. FSU (5/4/16)
3B	1 vs. ULL Game 2 (4/16/16)
HR	1, three times, last vs. Mississippi State (4/23/16)
BB	2 vs. Mississippi State (4/24/16)
SB	N/A
PO	18 vs. Winthrop (3/16/16)
A	4, two times, last at Ole Miss (4/8/16)

PLAYER BIOS



#7 KELSEY STEWART | INF | SR | 5-6 | WICHITA, KS (MAIZE)

SEASON:																										
Player		avg	gp-gs	ab	r	h	2b	3b	hr	rbi	tb	slg%	bb	hp	so	gdp	ob%	sf	sh	sb-att	po	a	e	fld%		
7 Kelsey Stewart		.319	56-56	188	55	60	6	2	3	17	79	.420	27	3	15	0	.411	1	1	14-15	83	75	10	.940		
7 Kelsey Stewart		.291	24-24	86	22	25	1	0	1	7	29	.337	8	0	8	0	.351	0	1	5-5	42	34	5	.938		
CAREER:																										
Year		avg	gp-gs	ab	r	h	2b	3b	hr	rbi	tb	slg%	bb	hbp	so	gdp	ob%	sf	sh	sb-att	po	a	e	fld%		
2013		.378	67-67	238	62	90	9	10	3	30	128	.538	29	2	35	0	.446	2	3	36-39	112	126	7	.971		
2014		.438	67-67	233	68	102	14	6	7	57	149	.639	24	5	23	1	.494	3	3	36-41	101	114	8	.964		
2015		.435	67-67	232	71	101	19	11	2	41	148	.638	21	5	21	0	.487	3	1	26-28	105	72	6	.967		
2016		.319	56-56	188	55	60	6	2	3	17	79	.420	27	3	15	0	.411	1	1	14-15	83	75	10	.940		
TOTAL		.396	257-257	891	256	353	48	29	15	145	504	.566	101	15	94	1	.462	9	8	112-123	401	387	31	.962		

- NOTES:
- ▶ Has started and hit leadoff for Florida every game this season
 - ▶ The NCAA active leader in games played (257), at-bats (891), hits (353), triples (29) and she's third in total bases (504) and fourth in runs scored (256)
 - ▶ One of two active players in the country with 300-plus hits, 200-plus runs and 100-plus stolen bases
 - ▶ Recently became Florida's school-record holder in runs scored and total bases
 - ▶ USA Softball Women's National Team, 2014-16
 - ▶ Her .396 career batting average and .462 on-base percentage are the best in program history (minimum 200 at-bats)
 - ▶ Holds UF single-season records for triples (11), stolen bases (36, twice) and attempts (41)
 - ▶ Stands first in Gator annals for hits (341), triples (29) and steals (110)
 - ▶ Set a school record for hits in a season (102) as a sophomore
 - ▶ Owns two of the three 30+ steal and 100+ hit seasons in UF history

STEWART'S CAREER BESTS

AB	7 vs. Nebraska (6/1/13)
R	4 vs. Ole Miss (3/8/14)
H	4, five times, last at Texas A&M (4/24/15)
Streak	22 games (3/27-5/7, 2015)
RBI	5, two times, last vs. South Carolina (4/4/15)
2B	2, five times, last vs. Texas A&M (4/24/15)
3B	1, 29 times, last vs. South Dakota Game 1 (3/9/16)
HR	1, 15 times, last vs. Arkansas (5/6/16)
BB	same
SB	2, 17 times, last vs. Tennessee (3/20/16)
PO	6 vs. Missouri (2/22/13)
A	7 at Texas A&M (4/18/14)

STEWART'S 2016 SEASON BESTS

AB	5, three times, last at Texas A&M (4/30/16)
R	3, three times, last vs. ULL Game 2 (4/16/16)
H	3, six times, last vs. ULL Game 2 (4/16/16)
Streak	10 (4/20-5/7)
RBI	2, three times, last vs. ULL Game 2 (4/16/16)
2B	1, six times, last vs. ULL Game 1 (4/16/16)
3B	1, two times, last vs. South Dakota Game 1 (3/9/16)
HR	1, four times, last vs. Arkansas (5/6/16)
BB	4 vs. South Alabama (3/5/16)
SB	2, two times, last vs. Tennessee (3/20/16)
PO	5 vs. Alabama (4/2/16)
A	5 vs. Arkansas (5/6/16)



#12 TAYLORE FULLER | UT | SR | 5-9 | TRENTON, FL (CHIEFLAND)

SEASON:																										
Player		avg	gp-gs	ab	r	h	2b	3b	hr	rbi	tb	slg%	bb	hp	so	gdp	ob%	sf	sh	sb-att	po	a	e	fld%		
12 Taylore Fuller		.243	56-56	140	30	34	2	1	8	32	62	.443	26	13	36	0	.403	2	6	3-3	73	65	3	.979		
12 Taylore Fuller		.179	24-24	56	11	10	1	0	4	10	23	.411	11	6	23	0	.365	1	5	0-0	26	30	3	.949		
CAREER:																										
Year		avg	gp-gs	ab	r	h	2b	3b	hr	rbi	tb	slg%	bb	hbp	so	gdp	ob%	sf	sh	sb-att	po	a	e	fld%		
2013		.212	56-42	113	25	24	4	0	4	19	40	.354	20	6	37	1	.357	1	0	9-11	218	7	2	.991		
2014		.242	51-35	95	32	23	0	0	10	34	53	.558	22	11	23	0	.434	1	2	3-3	105	11	1	.991		
2015		.276	66-63	163	40	45	4	0	14	56	91	.558	23	17	52	0	.413	3	5	7-7	142	68	8	.963		
2016		.243	56-56	140	30	34	2	1	8	32	62	.443	26	13	36	0	.403	2	6	3-3	73	65	3	.979		
TOTAL		.247	229-196	511	127	126	10	1	36	141	246	.481	91	47	148	1	.402	7	13	22-24	538	151	14	.980		

- NOTES:
- ▶ Since April 10 at Ole Miss, five of the last six hits Fuller has recorded have been home runs
 - ▶ Paced the Gators in its SEC-opening series at Auburn as she hit .500 (5 for 10) with one triple, one home run, two RBI and two runs scored
 - ▶ One of nine Gators with multiple home runs this season
 - ▶ Recorded a season-high four RBI against Omaha when she hit her first home run of the season
 - ▶ Has hit eight grand slams, which ranks third in NCAA history and second in program lore
 - ▶ 2015 SEC Academic Honor Roll Selection
 - ▶ Ranked second on the team with a career-best 56 RBI in 2015
 - ▶ Committed just eight errors last season after making the transition to third base - primarily played left field and catcher during her first two seasons

FULLER'S CAREER BESTS

AB	6 vs. Nebraska (6/1/13)
R	3, three times, last vs. LSU (3/14/15)
H	3, two times, last vs. LSU (3/14/15)
Streak	Six games (4/23 - 5/4, 2014)
RBI	5 vs. Cal Poly (2/27/15)
2B	1, 10 times, last vs. Auburn (3/13/16)
3B	--
HR	2 vs. Cal Poly (2/27/15)
BB	same
SB	2, three times, last vs. Va. Tech (2/14/16)
PO	14, two times, last vs. Florida A&M (5/15/15)
A	same

FULLER'S 2016 SEASON BESTS

AB	5 vs. FSU (4/13/16)
R	2, five times, last vs. Mississippi State (4/22/16)
H	3 vs. Auburn (3/13/16)
Streak	3 (3/9-3/13)
RBI	4 vs. Omaha (2/20/16)
2B	1, two times, vs. Auburn (3/13/16)
3B	1 vs. South Alabama (3/5/16)
HR	1, eight times, last vs. Arkansas (5/6/16)
BB	3 vs. Va. Tech (2/14/16)
SB	2 vs. Va. Tech (2/14/16)
PO	10 vs. Arkansas (5/8/16)
A	5, two times, last at Ole Miss (4/10/16)



#18 AMANDA LORENZ | OF | FR | 5-5 | MOORPARK, CA (MOORPARK)

SEASON:

Player	avg	gp-gs	ab	r	h	2b	3b	hr	rbi	tb	slg%	bb	hp	so	gdp	ob%	sf	sh	sb-att	po	a	e	fld%
18 Amanda Lorenz	.401	56-56	162	53	65	13	1	7	44	101	.623	43	3	18	1	.526	3	0	10-12	41	2	0	1.000
18 Amanda Lorenz	.377	24-24	77	18	29	6	1	5	21	52	.675	12	2	10	1	.462	2	0	1-1	25	1	0	1.000

CAREER:

Year	avg	gp-gs	ab	r	h	2b	3b	hr	rbi	tb	slg%	bb	hbp	so	gdp	ob%	sf	sh	sb-att	po	a	e	fld%
2016	.401	56-56	162	53	65	13	1	7	44	101	.623	43	3	18	1	.526	3	0	10-12	41	2	0	1.000
TOTAL	.401	56-56	162	53	65	13	1	7	44	101	.623	43	3	18	1	.526	3	0	10-12	41	2	0	1.000

NOTES:

- 2016 SEC Freshman of the Year, First Team All-SEC and All-Freshman Team
- Lorenz is the second Gator to be named SEC Freshman of the Year, and the first since Mandy Schuerman in 2002.
- In addition, the Moorpark, Calif. native is the first rookie in school history to be voted as a First Team All-SEC performer
- Has started and hit second, third, fourth or fifth in the lineup for Florida every game this season
- Challenging Bailey Castro's Florida record on-base percentage (.536), as she's recorded a .526 mark thus far this season and Kelsey Stewart's UF freshman batting average record (.379), as Lorenz has a .401 mark thus far too.
- It was a weekend of firsts for Lorenz, who hit a team-high tying .500 (6 for 12) at No. 18 Texas A&M. In addition, she recorded a pair of hits in each game now has 19 multi-hit games this season, which leads the team.
- In the series opener on Friday, Lorenz recorded a career-high four RBI as she hit her first-career grand slam in the sixth inning. On Saturday, Lorenz sparked a two-run rally in the sixth inning when she led off the inning with her first-career triple.
- Earned SEC Freshman of the Week honors on April 25 after she posted a .364 batting average with four hits, three runs and five RBI against USF and Mississippi State.
- Recorded a pair of game-winning home runs against USF and MSU last week, with one coming in walk-off fashion. In the bottom of the fifth on Wednesday against USF with the game in a scoreless tie, she hit a two-out solo home run of the scoreboard in left-center field. Last Sunday in the series finale with MSU, Lorenz hit a walk-off two-run home run in the bottom of the 10th inning to help Florida defeat Mississippi State, 3-1 (10 innings), to sweep its fourth SEC series of the season.
- Hit the first home run of her career against South Alabama on March 5
- Against Omaha in mid-February, Lorenz became the first Gator since Michelle Moultrie on Feb. 19, 2012 to steal 3 bases in a game.
- Three-time MaxPreps.com First Team All-American (2013-15) | Four-time Cal-Hi Sports First Team All-State (2012-15), Four-time All-CIF First Team selection (2012-15), Two-time Ventura County Player of the Year (2013-14) | 2014 Los Angeles Daily News Player of the Year | Ranked the No. 1 recruit in Class of 2015 by FloSoftball

LORENZ'S CAREER BESTS

AB	same
R	same
H	same
Streak	same
RBI	same
2B	same
3B	same
HR	same
BB	same
SB	same
PO	same
A	same

LORENZ'S 2016 SEASON BESTS

AB	5, three times, last vs. Mississippi State (4/24/16)
R	3, two times, last vs. Va. Tech (2/14/16)
H	3, two times, last at LSU (3/26/16)
Streak	9, two times, (last 3/26-4/13) - Current = 9 (4/24-TBA)
RBI	4 at Texas A&M (4/29/16)
2B	1, 13 times, last vs. Arkansas (5/6/16)
3B	1 at Texas A&M (4/30/16)
HR	1, seven times, last vs. at Texas A&M (4/29/16)
BB	3 vs. NC State (2/25/16)
SB	3 vs. Omaha (2/20/16)
PO	3 at Texas A&M (5/1/16)
A	1, two times, last vs. Auburn (3/13/16)



#19 CHELSEA HERNDON | OF | JR | 5-7 | CARROLLTON, TX (HEBRON)

SEASON:

Player	avg	gp-gs	ab	r	h	2b	3b	hr	rbi	tb	slg%	bb	hp	so	gdp	ob%	sf	sh	sb-att	po	a	e	fld%
19 Chelsea Herndon	.167	33-6	36	2	6	0	0	1	5	9	.250	0	0	3	0	.162	1	1	0-0	2	0	0	1.000
19 Chelsea Herndon	.083	13-0	12	1	1	0	0	1	1	4	.333	0	0	2	0	.083	0	0	0-0	1	0	0	1.000

CAREER:

Year	avg	gp-gs	ab	r	h	2b	3b	hr	rbi	tb	slg%	bb	hbp	so	gdp	ob%	sf	sh	sb-att	po	a	e	fld%
2014	.268	52-24	82	20	22	3	2	3	14	38	.463	11	6	21	0	.394	0	5	7-8	31	14	1	.978
2015	.211	31-2	19	5	4	1	0	0	2	5	.263	6	1	6	0	.423	0	0	0-0	1	0	0	1.000
2016	.167	33-6	36	2	6	0	0	1	5	9	.250	0	0	3	0	.162	1	1	0-0	2	0	0	1.000
TOTAL	.234	116-32	137	27	32	4	2	4	21	52	.380	17	7	30	0	.346	1	6	7-8	34	14	1	.980

NOTES:

- Has been used as Florida's primary pinch hitter this season | Led the squad with 21 pinch-hit at-bats and five pinch hits in 2014
- Hit her first home run since May 29, 2014 two weeks ago at Texas A&M in a pinch-hit at bat in the top of the seventh inning
- Went 2 for 2 with one run scored in her first start of the season against Jacksonville on Feb. 17
- 2014 SEC First-Year Academic Honor Roll
- Hit a pinch-hit walk off grand slam vs. Baylor to open Florida's 2014 WCWS title run |
- Pinch ran for the Gators in Games 2 and 3 of the 2015 WCWS Championship Series against Michigan

HERNDON'S CAREER BESTS

AB	5 at UCF (3/26/14)
R	2, three times, last vs. South Carolina (4/4/15)
H	2, four times, last vs. Jacksonville Game 2 (2/17/16)
Streak	5 games (3/15-22, 2014)
RBI	4 vs. Baylor (5/29/14)
2B	1, four times, last vs. LSU (5/15/15)
3B	1, two times, last vs. Central Connecticut State (3/18/14)
HR	1, four times, last at Texas A&M (4/30/16)
BB	3 at LSU (3/14/14)
SB	2 vs. Radford (3/2/14)
PO	4 vs. Alabama (3/22/14)
A	4 at LSU (3/15/14)

HERNDON'S 2016 SEASON BESTS

AB	3 at UCF (4/6/16)
R	1, two times, last at Texas A&M (4/30/16)
H	2 vs. Jacksonville Game 2 (2/17/16)
Streak	2 (2/17-2/19)
RBI	1, five times, last at Texas A&M (4/30/16)
2B	N/A
3B	N/A
HR	1 at Texas A&M (4/30/16)
BB	N/A
SB	N/A
PO	1, two times, last at Ole Miss (4/9/16)
A	N/A

PLAYER BIOS



#20 THERESA SWERTFAGER | INF | FR | 5-4 | KATONAH, N.Y. (JOHN JAY)

SEASON:

Player	avg	gp-gs	ab	r	h	2b	3b	hr	rbi	tb	slg%	bb	hp	so	gdp	ob%	sf	sh	sb-att	po	a	e	fld%
20 Theresa Swertfager	.333	4-0	3	0	1	0	0	0	0	1	.333	0	0	0	0	.333	0	0	0-0	0	0	0	.000

CAREER:

Year	avg	avg	min	r	h	2b	3b	hr	rbi	bb	avg%	bb	bb/p	so	gdp	sh%	st	sh-st	po	n	c	sh%	
2016	.333	4-H	3	H	1	H	H	H	H	1	.333	0	0	0	0	.333	0	H	0-0	0	0	0	.000
TOTAL	.333	4-H	3	H	1	H	H	H	H	1	.333	0	0	0	0	.333	0	H	0-0	0	0	0	.000

NOTES:

- ▶ Earned her first career hit against FIU on March 5
- ▶ Recorded her first collegiate at bat against Jacksonville on Feb. 17
- ▶ 2015 graduate of John Jay High School
- ▶ Started at every position, including pitcher and catcher in high school
- ▶ Three-time All-League selection (2012-14)
- ▶ Two-time All-County selection (2014-15)
- ▶ Two-time All-State selection (2014-15)

SWERTFAGER'S CAREER BESTS		SWERTFAGER'S 2016 SEASON BESTS	
AB	same	AB	1, three times, last vs. FIU (3/5/16)
R	N/A	R	N/A
H	same	H	1 vs. FIU (3/5/16)
Streak	same	Streak	1 (3/5-TBA)
RBI	N/A	RBI	N/A
2B	N/A	2B	N/A
3B	N/A	3B	N/A
HR	N/A	HR	N/A
BB	N/A	BB	N/A
SB	N/A	SB	N/A
PO	N/A	PO	N/A
A	N/A	A	N/A



#21 KAYLI KVIKSTAD | UT | SO | 5-8 | LAKE CITY, FL (COLUMBIA)

SEASON:

Player	avg	gp-gs	ab	r	h	2b	3b	hr	rbi	tb	slg%	bb	hp	so	gdp	ob%	sf	sh	sb-att	po	a	e	fld%
21 Kayli Kvistad	.408	54-51	130	24	53	6	0	11	60	92	.708	31	5	12	0	.524	4	0	1-1	0	0	0	.000
21 Kayli Kvistad	.400	24-24	65	12	26	1	0	6	27	45	.692	15	1	6	0	.500	3	0	1-1	0	0	0	.000

CAREER:

Year	avg	gp-gs	ab	r	h	2b	3b	hr	rbi	tb	slg%	bb	hbp	so	gdp	ob%	sf	sh	sb-atl	po	a	e	fld%
2015	.241	60-37	108	16	26	5	0	6	36	49	.454	25	1	17	1	.385	1	0	1-1	104	1	0	1.000
2016	.408	54-51	130	24	53	6	0	11	60	92	.708	31	5	12	0	.524	4	0	1-1	0	0	0	.000
TOTAL	.332	114-88	238	40	79	11	0	17	96	141	.592	56	6	29	1	.462	5	0	2-2	104	1	0	1.000

NOTES:

- ▶ 2016 First Team All-SEC
- ▶ Hitting a team-best .408 (53 for 130) with a team-leading 60 RBI and a team-high 11 home runs this season
- ▶ Challenging Bailey Castro's Florida record on-base percentage (.536), as she's recorded a .524 mark thus far this season
- ▶ Recorded a five RBI performance in the series opener against Mississippi State. During that contest, Kvistad recorded her third-career and second multi-home run game of the season. Kvistad, Janell Wheaton and Kirsti Merritt are the only Gators to accomplish that feat this season.
- ▶ With two outs in the 7th inning and the score tied in UF' series opener at No. 3 Auburn, Kvistad hit a go-ahead three-run home run.
- ▶ Hit a walk-off three-run home run in the bottom of the sixth inning to give UF its run-rule victory over South Dakota, 9-0.
- ▶ Went a career-best 4 for 4 with one homer, three RBI and two runs scored against Illinois State
- ▶ 2015 NFCA All-America Scholar-Athlete and First-Year SEC Academic Honor Roll
- ▶ One of nine Gators to record a perfect FP (minimum 50 chances) in a season... Did not make an error in 105 chances (104 PO, 1 A) in 2015
- ▶ Went 2-for-3 with a two-run home run in Florida's opening game of the 2015 WCWS against Tennessee

KVISTAD'S CAREER BESTS	
AB	4, seven times, last vs. Mississippi State (4/24/16)
R	2, seven times, last vs. Arkansas (5/8/16)
H	same
Streak	same
RBI	same
2B	same
3B	--
HR	2, three times, last vs. Mississippi State (4/22/16)
BB	3, three times, last at LSU (3/26/16)
SB	1 vs. South Carolina (4/4/15)
PO	10 vs. Texas A&M (4/25/15)
A	1 vs. Kentucky (4/12/15)

KVISTAD'S 2016 SEASON BESTS	
AB	4, six times, last vs. Mississippi State (4/24/16)
R	2, four times, last vs. Arkansas (5/8/16)
H	4, two times, last vs. Mississippi State (4/22/16)
Streak	6 (3/5-3/16)
RBI	6 vs. ULL (4/16/16)
2B	2 vs. Jacksonville Game 2 (2/17/16)
3B	N/A
HR	2, two times, last vs. Mississippi State (4/22/16)
BB	3, two times, last at LSU (3/26/15)
SB	1 vs. vs. Arkansas (5/6/16)
PO	N/A
A	N/A



#23 NICOLE DeWITT | UT | SO | 5-7 | GARDEN GROVE, CA (PACIFICA)

SEASON:

Player	avg	gp-gs	ab	r	h	2b	3b	hr	rbi	tb	slg%	bb	hp	so	gdp	ob%	sf	sh	sb-att	po	a	e	fld%
23 Nicole DeWitt	.343	56-55	137	36	47	5	0	6	36	70	.511	33	19	21	0	.521	1	0	4-6	51	79	3	.977
23 Nicole DeWitt	.316	24-24	57	14	18	0	0	4	14	30	.526	15	11	8	0	.530	0	0	0-2	29	37	1	.985

CAREER:

Year	avg	gp-gs	ab	r	h	2b	3b	hr	rbi	tb	slg%	bb	hbp	so	gdp	ob%	sf	sh	sb-att	po	a	e	fld%
2015	.331	60-53	151	40	50	10	1	2	28	68	.450	22	15	25	0	.460	1	4	10-11	58	20	0	1.000
2016	.343	56-55	137	36	47	5	0	6	36	70	.511	33	19	21	0	.521	1	0	4-6	51	79	3	.977
TOTAL	.337	116-108	288	76	97	15	1	8	64	138	.479	55	34	46	0	.491	2	4	14-17	109	99	3	.986

NOTES:

- ▶ Challenging Bailey Castro's Florida record on-base percentage (.536), as she's recorded a .521 mark thus far this season
- ▶ With the game scoreless in the ninth inning at LSU, DeWitt hit a three-run homer to give Florida a 3-0 lead in the Gators first extra-inning game of the season
- ▶ With UF trailing Auburn 4-3 in game two of its series last month, DeWitt launched a three-run homer to give Florida a 6-4 lead in the fourth inning
- ▶ Has started every game at second base, third base or in right field for Florida, except one
- ▶ Notched two walk-off hits this season with RBI singles against Va. Tech and Illinois State to earn Florida a pair of mercy-rule victories
- ▶ USA Softball Junior National Team, 2015-16 | 2015 WCWS All-Tournament Team, 2015 All-SEC Freshman Team
- ▶ One of nine Gators to record a perfect fielding percentage (minimum 50 chances) in a season as she did not make an error in 78 chances in 2015
- ▶ Finished the 2015 season with a .331 average, which ranked third on the team and was the third-highest clip ever recorded by a UF freshman

DeWITT'S CAREER BESTS

AB	5, two times, last vs. South Alabama (3/5/16)
R	same
H	3 at Mississippi State (3/28/15)
Streak	same
RBI	4 at Georgia (4/18/15)
2B	2 at Florida State (4/1/15)
3B	1 vs. NC State (2/15/15)
HR	1, eight times, last at Texas A&M (4/30/16)
BB	2, 13 times, last vs. Arkansas (5/6/16)
SB	2, two times, last vs. South Carolina (5/7/15)
PO	5 vs. Kentucky (4/11/15)
A	same

DeWITT'S 2016 SEASON BESTS

AB	5 vs. South Alabama (3/5/16)
R	3 vs. Jacksonville State (2/21/16)
H	2, 14 times, last vs. Arkansas (5/7/16)
Streak	6 (3/4-3/9)
RBI	3, two times, last at LSU (3/25/16)
2B	1, five times, last vs. vs. FSU (5/4/16)
3B	N/A
HR	1, six times, last at Texas A&M (4/30/16)
BB	2, nine times, last vs. Arkansas (5/6/16)
SB	1, four times, last at UCF (4/6/16)
PO	4, two times, last at LSU (3/25/16)
A	6, two times, last vs. Auburn (3/14/16)



#24 KIRSTI MERRITT | OF | SR | 5-4 | LAKE PANASOFFKEE, FL (SOUTH SUMTER)

SEASON:

Player	avg	gp-gs	ab	r	h	2b	3b	hr	rbi	tb	slg%	bb	hp	so	gdp	ob%	sf	sh	sb-att	po	a	e	fld%
24 Kirsti Merritt	.329	55-55	152	46	50	4	0	8	42	78	.513	29	13	15	1	.467	3	3	13-14	37	7	0	1.000
24 Kirsti Merritt	.299	24-24	67	18	20	2	0	6	24	40	.597	12	5	8	0	.435	1	3	5-5	18	5	0	1.000

CAREER:

Year	avg	gp-gs	ab	r	h	2b	3b	hr	rbi	tb	slg%	bb	hbp	so	gdp	ob%	sf	sh	sb-att	po	a	e	fld%
2013	.280	59-58	157	55	44	8	4	6	29	78	.497	39	14	33	0	.462	0	9	21-24	57	2	2	.967
2014	.299	67-66	187	57	56	7	2	13	52	106	.567	38	8	23	0	.436	1	12	15-16	58	5	1	.984
2015	.325	67-67	169	48	55	12	1	9	47	96	.568	29	35	27	1	.498	6	10	23-25	72	5	1	.987
2016	.329	55-55	152	46	50	4	0	8	42	78	.513	29	13	15	1	.467	3	3	13-14	37	7	0	1.000
TOTAL	.308	248-246	665	206	205	31	7	36	170	358	.538	135	70	98	2	.466	10	34	72-79	224	19	4	.984

NOTES:

- ▶ 2016 Second Team All-SEC
- ▶ Tim Walton calls her the best outfielder he's ever coached
- ▶ Tied for fifth in RBI (24), tied for eighth in home runs (six) and 15th in slugging percentage (.597) in conference games among all SEC players
- ▶ Holds the SEC Record for hit by pitches with 70... She passed Auburn's Myesha Finney who had 67 in her career
- ▶ Was Florida's top run-producer at Auburn as she went three for nine with one double, two home runs, six RBI and four runs scored
- ▶ Hit her 29th and 30th homers of her career one against South Dakota marking her fifth multi-homer game of her career
- ▶ Went a career-best 4 for 5 with two RBI against South Alabama; Recorded her first extra-base hit this season against ISU on March 3
- ▶ 2015 NFCA All-Southeast Region First Team, All-SEC First Team | 2014 NFCA All-Southeast Region Third Team, WCWS All-Tournament Team
- ▶ 2013 SEC All-Freshman Team, 2013 SEC Tournament MVP, 2013 SEC All-Tournament Team, 2013 SEC First-Year Honor Roll
- ▶ Hit a walk off home run in Game 3 of the 2014 NCAA Super Regional to beat Washington and send the Gators to Oklahoma City
- ▶ Became the first freshman to ever be named the SEC Tournament MVP (2013)

MERRITT'S CAREER BESTS

AB	7 vs. Nebraska (6/1/13)
R	3, six times, last vs. South Dakota Game 1 (3/9/16)
H	same
Streak	9 games (3/21-4/4, 2015)
RBI	5, four times, last vs. South Dakota Game 1 (3/9/16)
2B	1, 31 times, last vs. Mississippi State (4/23/16)
3B	1, seven times, last vs. Texas A&M (4/25/15)
HR	2, five times, last vs. South Dakota Game 1 (3/9/16)
BB	2, 24 times, last vs. ULL Game 2 (4/16/16)
SB	2, eight times, last vs. South Dakota Game 2 (3/9/16)
PO	7 vs. Nebraska (6/1/13)
A	2, 2 times, last at Ole Miss (4/10/16)

MERRITT'S 2016 SEASON BESTS

AB	5, two times, last vs. FSU (4/13/16)
R	3, two times, last vs. South Dakota Game 1 (3/9/16)
H	4 vs. South Alabama (3/5/16)
Streak	5 (4/6-4/16) - Current = 3 (5/6-TBA)
RBI	5 vs. South Dakota Game 1 (3/9/16)
2B	1, four times, last vs. Mississippi State (4/23/16)
3B	N/A
HR	2 vs. South Dakota Game 1 (3/9/16)
BB	2, six times, last vs. ULL Game 2 (4/16/16)
SB	1, 13 times, last vs. Arkansas (5/8/16)
PO	3 at Texas A&M (4/30/16)
A	2 at Ole Miss (4/10/16)

PLAYER BIOS



#25 JANELL WHEATON | C/1B | SO | 5-7 | SAN DIMAS, CA (SAN DIMAS)

SEASON:		avg		gp-gs	ab		r	h	2b	3b	hr	rbi	tb	slg%	bb	hbp	so	gdp	ob%	sf	sh	sb-att	po	a	e	fld%
Player																										
25 Janell Wheaton		.309		53-46	123		22	38	4	2	6	36	64	.520	28	2	14	0	.439	2	0	3-4	153	8	0	1.000
25 Janell Wheaton		.250		21-17	44		7	11	2	1	0	7	15	.341	7	2	10	0	.377	0	0	0-1	61	1	0	1.000
CAREER:		avg		gp-gs	ab		r	h	2b	3b	hr	rbi	tb	slg%	bb	hbp	so	gdp	ob%	sf	sh	sb-att	po	a	e	fld%
Year																										
2015		.209		38-19	67		8	14	6	0	1	17	23	.343	5	0	6	0	.253	3	1	0-0	85	11	1	.990
2016		.309		53-46	123		22	38	4	2	6	36	64	.520	28	2	14	0	.439	2	0	3-4	153	8	0	1.000
TOTAL		.274		91-65	190		30	52	10	2	7	53	87	.458	33	2	20	0	.378	5	1	3-4	238	19	1	.996

- NOTES:
- ▶ Hit her sixth home run of the season and her first since March 5 against USA in the second inning of game one of Florida's doubleheader against ULL.
 - ▶ Notched her first two RBI in SEC play at Ole Miss
 - ▶ Recorded the second triple of her career at Auburn
 - ▶ Mashed two solo homers against No. 8 Washington to propel the Gators to their 3-1 win
 - ▶ Came through with an RBI single to right field against Utah, which turned out to be the only run of the game
 - ▶ 2015 NFCA All-America Scholar-Athlete and SEC First-Year Academic Honor Roll
 - ▶ Committed just one error in 96 chances last season as she had a stellar .990 fielding percentage
 - ▶ Led the team with a .571 average (4-for-7) with the bases loaded in 2015, as she had 11 RBI with two doubles and one grand slam
 - ▶ 2014 graduate of San Dimas High School
 - ▶ Batted above .600 during each of her final three prep seasons, and finished her high-school career with 12 home runs and 150 RBI

WHEATON'S CAREER BESTS

AB	4, nine times, last vs. FSU (4/13/16)
R	same
H	same
Streak	same
RBI	same
2B	2 vs. Hampton (2/6/15)
3B	same
HR	same
BB	same
SB	same
PO	same
A	same

WHEATON'S 2016 SEASON BESTS

AB	4, six times, last vs. FSU (4/13/16)
R	2, three times, last vs. Washington (2/26/16)
H	3 vs. USF (2/14/16)
Streak	8 (2/21-3/3) - Current = 1 (5/8-TBA)
RBI	5 vs. USF (2/14/16)
2B	1, four times, last vs. FSU (5/4/16)
HR	2 vs. Washington (2/26/16)
BB	2, six times, last vs. Mississippi State (4/23/16)
SB	1, three times, last vs. ULL Game 1 (4/16/16)
PO	14 vs. FAMU (3/6/16)
A	4 vs. FAMU (3/6/16)



#28 BROOKE CLEMENS | C | FR | 5-9 | ROTONDA WEST, FL (LEMON BAY)

SEASON:		avg		gp-gs	ab		r	h	2b	3b	hr	rbi	tb	slg%	bb	hbp	so	gdp	ob%	sf	sh	sb-att	po	a	e	fld%
Player																										
28 Brooke Clemens		.143		9-0	7		0	1	0	0	0	1	1	.143	1	0	3	0	.250	0	0	0-0	1	0	0	1.000
28 Brooke Clemens		.000		5-0	4		0	0	0	0	0	1	0	.000	0	0	1	0	.000	0	0	0-0	1	0	0	1.000
CAREER:		avg		gp-gs	ab		r	h	2b	3b	hr	rbi	tb	slg%	bb	hbp	so	gdp	ob%	sf	sh	sb-att	po	a	e	fld%
Year																										
2016		.143		9-0	7		0	1	0	0	0	1	1	.143	1	0	3	0	.250	0	0	0-0	1	0	0	1.000
TOTAL		.143		9-0	7		0	1	0	0	0	1	1	.143	1	0	3	0	.250	0	0	0-0	1	0	0	1.000

- NOTES:
- ▶ Recorded her first collegiate plate appearance against Jacksonville on Feb. 17 and her first career hit on March 16 against Winthrop
 - ▶ 2015 graduate of Lemon Bay High School
 - ▶ Earned All-State recognition in 2012 (First Team) and 2013 (Honorable Mention)
 - ▶ Named All-Area three times (2012-14) by the Sun-Herald and twice by the Sarasota Herald-Tribune (2013-14)
 - ▶ Held Lemon Bay school records for home runs in a career and in a season
 - ▶ LBHS won district titles and finished as runners-up at Regionals during her sophomore and junior years

CLEMENS' CAREER BESTS

AB	same
R	N/A
H	same
Streak	N/A
RBI	same
2B	N/A
3B	N/A
HR	N/A
BB	same
SB	N/A
PO	N/A
A	N/A

CLEMENS' 2016 SEASON BESTS

AB	1, seven times, last vs. Mississippi State (4/22/16)
R	N/A
H	1 vs. Winthrop (3/16/16)
Streak	N/A
RBI	1 vs. Mississippi State (4/22/16)
2B	N/A
3B	N/A
HR	N/A
BB	1 vs. Jacksonville Game 2 (2/17/16)
SB	N/A
PO	1 vs. Arkansas (5/7/16)
A	N/A



#47 LILY MANN | OF | FR | 5-9 | ST. CLOUD, FL (HARMONY)

SEASON:		avg	gp-gs	ab	r	h	2b	3b	hr	rbi	tb	slg%	bb	hp	so	gdp	ob%	sf	sh	sb-att	po	a	e	fld%
47 Lily Mann		.000	26-0	3	5	0	0	0	0	0	0	.000	2	0	0	0	.400	0	0	2-2	1	0	0	1.000
47 Lily Mann		.000	9-0	1	2	0	0	0	0	0	0	.000	0	0	0	0	.000	0	0	2-2	1	0	0	1.000

CAREER:

Year	avg	gp-gs	ab	r	h	2b	3b	hr	rbi	tb	slg%	bb	hbp	so	gdp	ob%	sf	sh	sb-att	po	a	e	fld%
2016	.000	26-0	3	5	0	0	0	0	0	0	.000	2	0	0	0	.400	0	0	2-2	1	0	0	1.000
TOTAL	.000	26-0	3	5	0	0	0	0	0	0	.000	2	0	0	0	.400	0	0	2-2	1	0	0	1.000

NOTES:

- ▶ Splitting pinch running duties with fellow freshman Alex Voss
- ▶ Recorded a walk in her first collegiate plate appearance and scored her first career run against Nebraska in mid-February
- ▶ 2015 graduate of Harmony High School
- ▶ 2015 USA Today, Max Preps and FloSoftball High School All-American
- ▶ 2015 Florida Class 7A Offensive Player of the Year and Osceola County Player of the Year
- ▶ Three-time All-Orange Belt Conference First Team selection (2012-14), Two-time Orlando Sentinel All-Area selection (2013-14)
- ▶ Harmony finished third in Class 7A at the state tournament in 2013 and was the Florida runner-up in 2014

MANN'S CAREER BESTS

AB	same
R	same
H	N/A
Streak	N/A
RBI	N/A
2B	N/A
3B	N/A
HR	N/A
BB	same
SB	same
PO	same
A	N/A

MANN'S 2016 SEASON BESTS

AB	1, three times, last at Ole Miss (4/9/16)
R	1, five times, last vs. Mississippi State (4/22/16)
H	N/A
Streak	N/A
RBI	N/A
2B	N/A
3B	N/A
HR	N/A
BB	1, two times, last vs. Omaha (2/20/16)
SB	1, two times, last vs. Arkansas (5/7/16)
PO	1 vs. Mississippi State (4/22/16)
A	N/A



#49 TAYLOR SCHWARZ | 1B | SR | 5-9 | PALM BEACH GARDENS, FL (PALM BEACH GARDENS)

SEASON:		avg	gp-gs	ab	r	h	2b	3b	hr	rbi	tb	slg%	bb	hp	so	gdp	ob%	sf	sh	sb-att	po	a	e	fld%
49 Taylor Schwarz		.169	54-17	65	16	11	0	1	2	11	19	.292	14	3	15	0	.341	0	0	4-6	185	6	4	.979
49 Taylor Schwarz		.074	23-7	27	5	2	0	0	1	1	5	.185	5	1	5	0	.242	0	0	1-1	86	2	1	.989

CAREER:

Year	avg	gp-gs	ab	r	h	2b	3b	hr	rbi	tb	slg%	bb	hbp	so	gdp	ob%	sf	sh	sb-att	po	a	e	fld%
2013	.266	64-57	154	29	41	3	2	9	38	75	.487	24	10	41	0	.395	2	3	5-7	399	14	2	.995
2014	.282	65-64	170	43	48	4	1	8	40	78	.459	34	13	31	0	.438	0	1	5-6	402	19	3	.993
2015	.231	59-30	91	27	21	4	0	2	14	31	.341	15	9	25	0	.391	0	1	4-4	218	9	2	.991
2016	.169	54-17	65	16	11	0	1	2	11	19	.292	14	3	15	0	.341	0	0	4-6	185	6	4	.979
TOTAL	.252	242-168	480	115	121	11	4	21	103	203	.423	87	35	112	0	.402	2	5	18-23	1204	48	11	.991

NOTES:

- ▶ Has played in every game this season except two... Serves as Florida's defensive replacement at first base if she does not start
- ▶ In the second game of UF's series against Alabama, Schwarz tied the game up at 2-2 in the fourth inning when she mashed her second home run of the season to left
- ▶ Recorded Florida's first triple of the 2016 season against Jacksonville on Feb. 17. The three-bagger was Schwarz' fourth of her career
- ▶ Scored a career-high tying three runs vs. JU on Feb. 17
- ▶ Has turned 66 double plays in her career which gives her the school record outright, as she passed Melissa Zick at the Mary Nutter Collegiate Classic
- ▶ In her first start of the season against USF, Schwarz hit the 20th homer of her career
- ▶ Hit two homers against Georgia in the 2013 SEC Tournament
- ▶ Caught the final out at first base to clinch the Gators 2014 and 2015 NCAA Championships

SCHWARZ'S CAREER BESTS

AB	7 vs. Nebraska (6/1/13)
R	3, two times, last vs. Hampton (2/6/15)
H	3, three times, last vs. Longwood (4/21/13)
Streak	Eight games (2/6-14, 2014)
RBI	5 at LSU (3/16/14)
2B	1, 11 times, last vs. South Carolina (5/7/15)
3B	1, four times, last vs. Jacksonville Game 1 (2/17/16)
HR	2 vs. Georgia (5/11/13)
BB	2, 11 times, last vs. Jacksonville State (2/21/16)
SB	1, 18 times, last at Tennessee (3/18/16)
PO	13 vs. Nebraska (6/1/13)
A	4 at Florida State (4/9/14)

SCHWARZ'S 2016 SEASON BESTS

AB	3, eight times, last vs. Mississippi State (4/24/16)
R	3 vs. Jacksonville (2/17/16)
H	2, three times, last vs. Stephen F Austin (2/19/16)
Streak	2 (2/14-2/17)
RBI	3 vs. USF (2/14/16)
2B	N/A
3B	1 vs. Jacksonville Game 1 (2/17/16)
HR	1, two times, last vs. Alabama (4/2/16)
BB	2 vs. Jacksonville State (2/21/16)
SB	1, four times, last vs. Tennessee (3/18/16)
PO	12 vs. Mississippi State (4/24/16)
A	2 vs. Stephen F Austin (2/29/16)

PLAYER BIOS



#52 JUSTINE McLEAN | OF | JR | 5-3 | RANCHO CUCAMONGA, CA (RANCHO CUCAMONGA)

SEASON:

Player	avg	gp-gs	ab	r	h	2b	3b	hr	rbi	tb	slg%	bb	hp	so	gdp	ob%	sf	sh	sb-att	po	a	e	fld%
52 Justine McLean	.357	54-47	112	24	40	0	0	0	9	40	.357	12	0	20	0	.419	0	0	12-14	36	2	0	1.000
52 Justine McLean	.333	23-22	54	10	18	0	0	0	4	18	.333	5	0	10	0	.390	0	0	5-6	15	2	0	1.000

CAREER:

Year	avg	gp-gs	ab	r	h	2b	3b	hr	rbi	tb	slg%	bb	hbp	so	gdp	ob%	sf	sh	sb-atl	po	a	e	fld%
2014	.294	62-40	119	35	35	3	1	0	11	40	.336	21	0	25	0	.400	0	2	14-16	54	2	1	.982
2015	.360	60-33	89	27	32	1	0	0	5	33	.371	6	1	13	0	.406	0	3	10-11	35	1	0	1.000
2016	.357	54-47	112	24	40	0	0	0	9	40	.357	12	0	20	0	.419	0	3	12-14	36	2	0	1.000
TOTAL	.334	176-120	320	86	107	4	1	0	25	113	.353	39	1	58	0	.408	0	5	36-41	125	5	1	.992

NOTES:

- ▶ Recorded her second outfield assist of the season and fifth of her career at LSU
- ▶ Had her career-long nine game hitting streak snapped against Tennessee over a month ago
- ▶ Recorded her fifth-career three hit game against USD when she went 3 for 3 with one RBI and two runs scored on March 9
- ▶ Recorded a career-high two RBI with her two-run single in the third inning against then-No. 2 Michigan
- ▶ 2014 SEC All-Freshman Team and SEC First-Year Academic Honor Roll
- ▶ Hit .373 vs. right-handed pitching, .455 as a leadoff hitter, .379 (11-for-29) with runners in scoring position in 2015
- ▶ Pinch-ran in the 2014 championship-clinching Game 2 against Alabama, and roped a single in the sixth
- ▶ Recorded an RBI in her first WCWS at-bat on May 29, 2014 vs. Baylor, reaching on a fielder's choice

McLEAN'S CAREER BESTS

AB	5 at Tennessee (3/30/14)
R	same
H	3, six times, last vs. Mississippi State (4/22/16)
Streak	same
RBI	same
2B	1, four times, last at Alabama (3/21/15)
3B	1 vs. Minnesota (2/16/14)
HR	-
BB	2, three times, last vs. Maryland (3/2/14)
SB	2, four times, last vs. Jacksonville Game 1 (2/17/16)
PO	5 at LSU (3/14/14)
A	1, five times, last at LSU (3/25/16)

McLEAN'S 2016 SEASON BESTS

AB	4, two times, last vs. Auburn (3/13/16)
R	3 vs. Mississippi State (4/22/16)
H	3, three times, last vs. Mississippi State (4/22/16)
Streak	9 (3/9-3/19) - Current = 2 (5/7-TBA)
RBI	2 vs. Michigan (2/13/16)
2B	N/A
3B	N/A
HR	N/A
BB	2 vs. FSU (4/13/16)
SB	2 vs. Jacksonville Game 1 (2/17/16)
PO	3, two times, last at LSU (3/25/16)
A	1, two times, last at LSU (3/25/16)



#74 SOPHIA REYNOSO | INF | FR | 5-4 | PALMDALE, CA (KNIGHT)

SEASON·



NOTES:

- ▶ Will miss the 2016 season with a leg injury
- ▶ 2015 graduate of Knight High School
- ▶ 2015 Knight High School Female Athlete of the Year
- ▶ Set Two-time First Team All-Golden League (2014-15)
- ▶ Named Second Team All-Golden League in 2012
- ▶ Cal-Hi Sports First Team All-State Underclass school record with 24 double plays turned during her sophomore season
- ▶ Earned Knight's Award of Academic Excellence in seven consecutive semesters for posting a 4.0+ GPA

REYNOSO'S CAREER BESTS

AB	N/A
R	N/A
H	N/A
Streak	N/A
RBI	N/A
2B	N/A
3B	N/A
HR	N/A
BB	N/A
SB	N/A
PO	N/A
A	N/A

REYNOSO'S 2016 SEASON BESTS

AB	N/A
R	N/A
H	N/A
Streak	N/A
RBI	N/A
2B	N/A
3B	N/A
HR	N/A
BB	N/A
SB	N/A
PO	N/A
A	N/A



#33 DELANIE GOURLEY | LHP | JR | 5-4 | LAKESIDE, CA (EL CAPITAN)

SEASON:

Player	avg	gp-gs	ab	r	h	2b	3b	hr	rbi	tb	slg%	bb	hp	so	gdp	ob%	sf	sh	sb-att	po	a	e	fld%
33 Delanie Gourley	.000	2-0	2	0	0	0	0	0	0	0	.000	0	0	0	0	.000	0	0	0-0	6	22	2	.933
Player	era	w-l	app	gs	cg	sho	sv	ip	h	r	er	bb	so	2b	3b	hr	b/avg	wp	hp	bk	sfa	sha	
33 Delanie Gourley	0.76	18-3	32	19	11	8/6	5	138.2	66	22	15	44	202	8	0	5	.142	6	15	0	1	8	
33 Delanie Gourley	1.04	6-3	14	9	4	4/1	2	67.0	38	17	10	27	87	4	0	3	.168	4	9	0	1	8	

CAREER:

Year	era	w-l	app	gs	cg	sho	sv	ip	h	r	er	bb	so	2b	3b	hr	bf	bavg	wp	hbp	bk	sfa	sha
2014	2.67	15-1	27	18	9	5/1	2	107.2	80	44	41	47	127	12	2	10	462	.199	9	6	0	2	5
2015	2.13	10-2	26	12	5	4/3	5	79.0	53	36	24	32	105	5	1	7	334	.186	8	12	0	1	4
2016	0.76	18-3	32	19	11	8/6	5	138.2	66	22	15	44	202	8	0	5	534	.142	6	15	0	1	8
TOTAL	1.72	43-6	85	49	25	17/10	12	325.1	199	102	80	123	434	25	3	22	1330	.173	23	33	0	4	17

NOTES:

- 2016 First Team All-SEC
 - Gourley has logged a team-high 138.2 innings pitched and 202 strikeouts. Both of those numbers are also career highs for a single season. Gourley's astounding 0.76 ERA (138.2 IP) would go down as the third-best ERA for a single season in Florida history if the season ended today. In addition, Gourley's opponent's batting average against her is an astounding .142 (138.2 IP), which would go down as the best b/avg. in Florida history as well.
 - Stacey Nelson currently holds the top two single season ERAs in program history, as she recorded a 0.61 ERA (285.1 IP) in 2009 and 0.75 (352.2 IP) in 2008. Jenny Gladding currently holds the top single season opponent batting average against in program history, as she recorded a .146 b/avg. in 2004.
 - The Lakeside, Calif. native ranks third in in Florida history with 12 saves as Stacey Nelson (18) and Hannah Rogers (14) hold the top two marks in program lore.
 - Earned SEC Pitcher of the Week honors on April 25 after she earned a pair of wins and a pair of saves while not allowing a run against USF and Mississippi State last week.
 - Gourley's week was highlighted by throwing her third-career no hitter in the series opener against Mississippi State, where she notched four strikeouts and allowed just three walks in five innings on Friday night. Gourley joined Hannah Rogers as the only Gators to throw three no hitters. In addition, Gourley is now one of four Gators (Hannah Rogers, 2013; Stacey Nelson, 2009, Beth Dieter, 2000) to throw two no hitters in one season.
 - Gourley previously no-hit South Dakota on March 9 in the second game of a doubleheader. She recorded her first-career no during her freshman season on May 16, 2014 against Florida A&M. All three of Gourley's no hitters have come in five-inning run-rule victories.
 - Last Saturday against MSU, Gourley relieved sophomore Aleshia Ocasio in the sixth and tossed two scoreless innings with one strikeout to earn her fifth save of the season, second of the week, and 12th of her career.
 - Earned USA Softball National Player of the Week accolades after winning a pair of games this past weekend over then-No. 5 ULL, as she started game one of the series and threw 4.2 innings of relief on Sunday afternoon. In the series opener, Gourley gave up two hits and struck out a career-high tying 13 batters in a complete-game effort. On Sunday, she registered eight strikeouts over 4.2 innings of relief, allowing just two hits and no runs.
- Gourley combined with freshman Kelly Barnhill to shutout the Ragin' Cajuns for just the second time this season.
- Combined with Kelly Barnhill for a Florida single-game record 18 strikeouts against FAMU on March 6... Gourley recorded 13 strikeouts in 5.1 innings pitched, and Barnhill dealt five strikeouts to the only five Rattlers she faced. They eclipsed UF's previous record of 17 strikeouts.
 - Tossed a team-high 14 innings during the final week with the regular season against No. 5 FSU and UA... Recorded a pair of wins & a team-best 26 strikeouts Against No. 5 Florida State, Gourley allowed just two hits, two walks and one run, while she recorded 10 strikeouts in the complete-game effort
- Gourley, who recorded her fifth-double-digit strikeout game of the season on against Arkansas, registered perhaps her best start of the season. Florida's junior left-hander tossed a complete-game shutout while allowing just two hits and no walks in addition to her career-high 16 strikeouts.
- Tossed the sixth one-hitter of her career and fourth this season against Tennessee about a month ago
 - After giving up a run in the sixth inning against UCLA, Gourley snapped a streak of 27 consecutive scoreless innings dating back to last season
 - Her career long scoreless innings streak is 29 innings, which she accumulated during her freshman season in 2014
 - Became the first left-handed pitcher to sign with the Gators under Tim Walton
 - Earned the save in Game 1 of the 2015 WCWS Championship Series against Michigan
 - Earned the win that clinched Florida's 2014 national championship
 - Named the NFCA National Pitcher of the Week and SEC Pitcher of the Week on March 1, 2015 after she shut out No. 2 Oregon and beat UC Davis
 - Became the third Gator freshman in four years to record 100+ strikeouts in 2014

GOURLEY'S CAREER BESTS

PO	2, two times, last vs. Auburn (3/12/16)
A	5 vs. Ole Miss (3/9/14)
IP	8.0 vs. Michigan (2/8/14)
H	0, three times, last vs. Mississippi State (4/22/16)
R	0, 23 times, last vs. Arkansas (5/7/16)
ER	0, 23 times, last vs. Arkansas (5/7/16)
SO	same
BB	0, 10 times, last vs. Arkansas (5/7/16)
*must have pitched four or more innings (or three in a five-inning win)	

GOURLEY'S 2016 SEASON BESTS

PO	2 vs. Auburn (3/12/16)
A	2, five times, last vs. at Texas A&M (4/29/16)
IP	7.0, five times, last vs. Arkansas (5/7/16)
H	0, two times, last vs. Mississippi State (4/22/16)
R	0, 12 times, last vs. Arkansas (5/7/16)
ER	0, 12 times, last vs. Arkansas (5/7/16)
SO	16 vs. Arkansas (5/7/16)
BB	0, eight times, last vs. Arkansas (5/7/16)

PLAYER BIOS



#8 ALESHIA OCASIO | UT | SO | 5-9 | ST. CLOUD, FL (HARMONY)

SEASON:

Player	avg	gp-gs	ab	r	h	2b	3b	hr	rbi	tb	slg%	bb	hp	so	gdp	ob%	sf	sh	sb-att	po	a	e	fld%
8 Aleshia Ocasio	.455	17-5	22	6	10	1	1	1	3	16	.727	0	1	3	0	.478	0	0	1-1	3	26	0	1.000
Player	era	w-l	app	gs	cg	sho	sv	ip	h	r	er	bb	so	2b	3b	hr	b/avg	wp	h	bp	bk	sfa	sha
8 Aleshia Ocasio	0.71	19-1	31	15	10	6/6	6	128.0	85	16	13	21	127	9	1	4	.189	6	4	1	0	6	
8 Aleshia Ocasio	1.04	9-1	16	7	5	3/1	4	60.1	41	12	9	12	54	5	1	3	.192	1	2	1	0	3	

CAREER:

Year	avg	gp-gs	ab	r	h	2b	3b	hr	rbi	tb	slg%	bb	hbp	so	gdp	ob%	sf	sh	sb-att	po	a	e	fld%
2015	.212	21-17	33	8	7	0	1	1	2	12	.364	6	1	6	0	.350	0	1	0-1	4	33	4	.902
2016	.455	17-5	22	6	10	1	1	1	3	16	.727	0	1	3	0	.478	0	0	1-1	3	26	0	1.000
TOTAL	.309	38-22	55	14	17	1	2	2	5	28	.509	6	2	9	0	.397	0	1	1-2	7	59	4	.943

Year	era	w-l	app	gs	cg	sho	sv	ip	h	r	er	bb	so	2b	3b	hr	bf	bavg	wp	hbp	bk	sfa	sha
2015	2.01	18-3	30	20	10	4/3	2	136.0	101	45	39	25	155	12	2	16	553	.200	7	14	0	1	7
2016	0.71	19-1	31	15	10	6/6	6	128.0	85	16	13	21	127	9	1	4	481	.189	6	4	1	0	6
2016 First Team All-SEC TOTAL	1.38	37-4	61	35	20	10/9	8	264.0	186	61	52	46	282	21	3	20	1034	.195	13	18	1	1	13

- NOTES:**
- ▶ 2016 First Team All-SEC TOTAL
 - ▶ Hit her first-career double in Florida's series opener at Texas A&M last weekend. Has slowly started to get more at bats as the season has gone on.
 - ▶ Hit it a walk-off solo home run in the bottom of the 12th inning to lift the Gators to victory past Florida State on April 13. It was the second home run of her career and first since Feb. 22, 2015 against Mercer. In addition, Ocasio earned the win the circle during that game as well.
 - ▶ Recorded her single-season program record sixth of the season at Texas A&M.
 - ▶ Ocasio's astounding 0.71 ERA (128.0 IP) would go down as the second-best ERA for a single season in Florida history if the season ended today. Stacey Nelson currently holds the top two single season ERAs in program history, as she recorded a 0.61 ERA (285.1 IP) in 2009 and 0.75 (352.2 IP) in 2008.
 - ▶ After earning two wins and one save in 10 shutout innings at LSU, Ocasio garnered SEC Pitcher of the Week honors, marking her second-career SEC weekly award of her career.
 - ▶ Won game one of Florida's series against Tennessee before she earned the save in game two.
 - ▶ Appeared in all three games out of the bullpen for Florida at Auburn... Earned the win in games one and two but recorded her first blown save of her career in game 3.
 - ▶ Earned the win against Utah after she allowed just one hit to go along with six strikeouts and no walks over six innings. She retired 18 straight Utah hitters after allowing a single to start the game.
 - ▶ Against Jacksonville on Feb. 17, she recorded the 16th no hitter in Florida history and the first since her teammate Delanie Gourley threw one in the 2014 NCAA Regional against Florida A&M (May, 16). A hit batter in the first and a walk in the fourth were the only base runners allowed.
 - ▶ Her no-no was the first in a home opener in program history
 - ▶ Following her no hitter, rookie Kelly Barnhill one-hit JU in a complete game effort. Ocasio and Barnhill became the first set of Florida teammates to throw a no hitter and one hitter back to back since Stacey Nelson and Stephanie Brombacher accomplished the feat on Feb. 13, 2009 against Texas Tech and Coastal Carolina.
 - ▶ Threw a three-hit six-inning shutout against Va. Tech in her first start of the season. She recorded notched seven strikeouts and walked just one.
 - ▶ 2015 NFCA Third Team All-American, NFCA All-Southeast Region First Team and All-SEC Freshman Team
 - ▶ Puerto Rico Softball Women's National Team, 2015
 - ▶ Earned the win in Game 1 of the 2015 WCWS Championship Series against Michigan
 - ▶ Florida's third freshman pitcher All-American in school history (Aja Paculba, 2008; Hannah Rogers, 2011)
 - ▶ Stands among UF freshman leaders in ERA (seventh, 2.01), wins (third, 18), strikeouts (third, 155), complete games (T-6th 10), shutouts (T-6th, four) and saves (T-5th, two)
 - ▶ Became the fourth Gator freshman in five years with 100+ strikeouts in 2015

OCASIO'S CAREER BESTS

PO	2 vs. Mercer (2/22/15)
A	4 vs. Illinois State (2/21/15)
IP	same
H	0 vs. Jacksonville Game 1 (2/17/16)*
R	0, 11 times, last vs. Arkansas (5/6/16)
ER	0, 16 times, last vs. Arkansas (5/6/16)
SO	17 vs. Florida A&M (5/15/15)
BB	0, 15 times, last vs. Arkansas (5/6/16)
*must have pitched four or more innings (or three in a five-inning win)	

OCASIO'S 2016 SEASON BESTS

PO	1, two times, last vs. FSU (4/13/16)
A	3 vs. FSU (4/13/16)
IP	7.0, six times, last at Texas A&M (4/30/16)
H	0 vs. Jacksonville Game 1 (2/17/16)
R	0, 10 times, last vs. Arkansas (5/6/16)
ER	0, 12 times, last vs. Arkansas (5/6/16)
SO	8 at LSU (3/25/16)
BB	0, seven times, last vs. Arkansas (5/6/16)

OCASIO'S CAREER BESTS

AB	3, eight times, last vs. Arkansas (5/6/16)
R	same
H	same
Streak	3 games (2/21-2/22, 2015)
RBI	2, two times, last at Mississippi State (3/28/15)
2B	same
3B	1, two times, last vs. Arkansas (5/6/16)
HR	1, two times, last vs. FSU (4/13/16)
BB	3 vs. Mercer (2/22/15)
SB	--
PO	2 vs. Mercer (2/22/15)
A	4 vs. Illinois State (2/21/15)

OCASIO'S 2016 SEASON BESTS

AB	3, four times, last vs. Arkansas (5/6/16)
R	2 vs. ULL Game 2 (4/16/16)
H	2, two times, last vs. Arkansas (5/6/16)
Streak	5 (4/17-TBA)
RBI	1, two times, last vs. Arkansas (5/8/16)
2B	1 at Texas A&M (4/29/16)
3B	1 vs. Arkansas (5/6/16)
HR	1 vs. FSU (4/13/16)
BB	N/A
SB	N/A
PO	1, two times, last vs. FSU (4/13/16)
A	3 vs. FSU (4/13/16)



#11 KELLY BARNHILL | RHP | FR | 5-8 | MARIETTA, GA (POPE)

SEASON:

SEASON:

Player	avg	gp-gs	ab	r	h	2b	3b	hr	rbi	tb	slg%	bb	hp	so	gdp	ob%	sf	sh	sb-att	po	a	e	fld%
11 Kelly Barnhill	.000	2-2	2	0	0	0	0	0	0	0	.000	1	0	0	0	.333	0	0	0-0	4	14	2	.900
Player	era	w-l	app	gs	cg	sho	sv	ip	h	r	er	bb	so	2b	3b	hr	b/avg	wp	hp	bk	sfa	sha	
11 Kelly Barnhill	1.32	15-0	24	22	7	6/4	1	101.0	46	22	19	52	157	4	0	6	.133	11	14	0	1	2	
11 Kelly Barnhill	2.31	5-0	8	8	1	1/0	0	36.1	21	14	12	21	51	2	0	6	.163	1	5	0	0	1	

CAREER:

2016	1.32	15-0	24	22	7	6/4	1	101.0	46	22	19	52	157	4	0	6	.133	11	14	0	1	2
TOTAL	1.32	15-0	24	22	7	6/4	1	101.0	46	22	19	52	157	4	0	6	.133	11	14	0	1	2

NOTES:

- ▶ 2016 SEC All-Freshman Team
- ▶ Barnhill (15-0) currently holds a miniscule 1.32 ERA and an astounding .133 (101.0 IP) opponent batting average against in 101.0 innings pitched. In addition, Barnhill has 157 strikeouts this season, which ranks third among Florida freshman records.
- ▶ Became the fifth Gator freshman in six years to record 100+ strikeouts after she got her 11th win of the season at LSU
- ▶ After throwing Florida's fourth no hitter of the season and first of her career in Florida's regular season finale against Arkansas, right-hander Kelly Barnhill garnered Southeastern Conference (SEC) Freshman of the Week (5/9). In her lone start this week, Barnhill walked the first hitter of the game before she retired the next 15 Razorback hitters, including 10 strikeouts, to complete UF's series sweep of Arkansas. In addition, Barnhill joined Lindsay Littlejohn (Feb. 19, 2006, Longwood) and Delanie Gourley (May 16, 2014, Florida A&M) as the only freshmen in program history to throw a no hitter. UF's rookie right-hander and Gator Great Stacey Nelson are the only two Gators to throw no hitters against the Razorbacks. Nelson no hit UA on April 26, 2009.
- ▶ Named SEC Freshman of the Week (3/21) after earning two wins and recording 27 strikeouts in 12.0 innings pitched against Winthrop and No. 16 Tennessee
- ▶ Combined with junior Delanie Gourley to shutout the Ragin' Cajuns for just the second time this season on Sunday in Florida's series finale with ULL.
- ▶ Tied her and Delanie Gourley's school-record 18 strikeouts on March 16 against Winthrop. On Sunday, March 6, that duo combined for 18 strikeouts against the FAMU. Gourley recorded a career-high 13 strikeouts in 5.1 innings pitched, and Barnhill dealt five strikeouts to the only five Rattlers she faced. Barnhill now holds the Florida individual-game record for strikeouts. That mark was previously held by her teammate, Aleshia Ocasio, and former Gator, Renise Landry, who each had 17 in a game. The freshman's performance marked the second time a Gator pitcher recorded 15+ strikeouts in a regulation game since Jenny Gladding had 15 against Nebraska on Feb. 21, 2004.
- ▶ Tossed a one-hit complete game, the third of her career, as she shutout Nebraska in Florida's run-rule win
- ▶ Recorded 14 strikeouts against NC State, which ranked tied for the eighth most strikeouts in Florida history
- ▶ Became the third UF freshman pitcher to have a double-digit strikeout game in as many years and the fifth in the past six seasons
- ▶ Tossed five shutout innings, while recording two strikeouts and not walking a batter in her collegiate debut against then-No. 2 Michigan.
- ▶ 2016 USA Softball National Team - Following a USA Softball Selection Camp in January, Barnhill became the youngest athlete to be chosen for the U.S. Women's National Team's roster since Stanford's Ashley Hanson in 2009.
- ▶ 2015 USA Softball Women's Junior National Team
- ▶ 2015 graduate of Pope High School
- ▶ 2015 Georgia Gatorade Player of the Year
- ▶ 2015 USA Today Softball Player of the Year
- ▶ 2015 NFCA & Louisville Slugger High School All-American
- ▶ Three-time Pope High School MVP
- ▶ Led Pope to the 2014 Georgia Class 6A state title, capping the run with her second championship-game no-hitter

BARNHILL'S CAREER BESTS

PO	same
A	same
IP	same
H	same
R	same
ER	same
SO	same
BB	same
*must have pitched four or more innings (or three in a five-inning win)	

BARNHILL'S 2016 SEASON BESTS

PO	1 vs. Elon (2/20/16)
A	2, six times, last vs. Mississippi State (4/24/16)
IP	7.0, two times, vs. Winthrop (3/16/16)
H	0 vs. Arkansas (5/8/16)
R	0, eight times, last vs. Arkansas (5/8/16)
ER	0, nine times, last vs. Arkansas (5/8/16)
SO	18 vs. Winthrop (3/16/16)
BB	0, two times, last vs. Nebraska (2/26/16)

GATOR SOFTBALL GAME-BY-GAME RECAPS

GAME 1 - Florida 11, Illinois State 0

Feb. 12, 2016 - Tampa, Fla. (USF Softball Stadium)

	1	2	3	4	5	R	H	E
UF	2	0	7	0	2	11	8	1
Ill. State	0	0	0	0	0	0	1	2

WP - Gourley (1-0); **LP** - Finck (0-1); **SV** - None.

UF Record: 1-0

FLORIDA BATTING (AB-R-H-RBI): Stewart (3-1-0-0), Merritt (3-2-2-2), Lorenz (2-2-0-0), Fuller (1-2-1-2), Wheaton (3-1-2-2), DeWitt (3-1-1-2), Kvistad (1-0-1-2), Munro (3-1-1-1), McLean (3-0-0-0). **TOTALS: 23-11-8-11.**

FLORIDA PITCHING (IP-H-R-ER-BB-SO): Gourley (5.0-1-0-0-4-8). **TOTALS: 5.0-1-0-0-4-8.**

GAME 2 - Florida 8, Michigan 0

Feb. 13, 2016 - Tampa, Fla. (USF Softball Stadium)

	1	2	3	4	5	R	H	E
Michigan	0	0	0	0	0	0	3	1
UF	3	0	4	1	X	8	9	0

WP - Barnhill (1-0); **LP** - Blanco (0-1); **SV** - None.

UF Record: 2-0

FLORIDA BATTING (AB-R-H-RBI): Stewart (2-1-0-0), Merritt (3-1-1-0), Lorenz (3-3-3-1), Fuller (3-0-1-0), Wheaton (2-1-0-0), DeWitt (2-0-1-2), Kvistad (2-0-1-2), Munro (2-1-1-1), McLean (2-0-1-2). **TOTALS: 22-8-9-8.**

FLORIDA PITCHING (IP-H-R-ER-BB-SO): Barnhill (5.0-3-0-0-0-2). **TOTALS: 5.0-3-0-0-0-2.**

GAME 3 - Florida 8, Virginia Tech 0

Feb. 14, 2016 - Tampa, Fla. (USF Softball Stadium)

	1	2	3	4	5	6	R	H	E
Va. Tech	0	0	0	0	0	0	0	3	0
UF	2	5	0	0	0	1	8	7	0

WP - Ocasio (1-0); **LP** - Whitcomb (1-1); **SV** - None.

2B: Lorenz

UF Record: 3-0

FLORIDA BATTING (AB-R-H-RBI): Stewart (3-1-0-0), Merritt (3-1-1-1), Lorenz (3-3-2-3), Fuller (1-1-0-0), Wheaton (4-0-1-2), DeWitt (3-0-2-1), Kvistad (3-0-0-0), Munro (2-1-0-0), McLean (1-1-1-0). **TOTALS: 24-8-7-7.**

FLORIDA PITCHING (IP-H-R-ER-BB-SO): Ocasio (6.0-3-0-0-1-7). **TOTALS: 6.0-3-0-0-1-7.**

GAME 4 - Florida 11, USF 1

Feb. 14, 2016 - Tampa, Fla. (USF Softball Stadium)

	1	2	3	4	5	R	H	E
UF	1	3	2	2	3	11	11	0
USF	0	0	3	0	0	1	2	1

WP - Gourley (2-0); **LP** - Nunn, E. (0-2); **SV** - None.

UF Record: 4-0

FLORIDA BATTING (AB-R-H-RBI): Stewart (3-0-1-0), Merritt (2-2-0-0), Lorenz (2-1-0-1), Fuller (2-1-2-1), Wheaton (3-1-3-5), DeWitt (2-1-0-0), Munro (3-1-2-1), Schwarz (3-2-2-3), McLean (3-1-1-0). **TOTALS: 24-11-11-11.**

FLORIDA PITCHING (IP-H-R-ER-BB-SO): Barnhill (2.0-1-1-1-5-3), Gourley (3.0-1-0-0-2-4). **TOTALS: 5.0-2-1-1-7-7.**

Game 5 - Florida 6, Jacksonville 0

Feb. 17, 2016 - Gainesville, Fla. (KSP Stadium)

	1	2	3	4	5	6	7	R	H	E
Jacksonville	0	0	0	0	0	0	0	0	0	0
UF	0	0	4	1	0	1	X	6	8	0

WP - Ocasio (2-0); **LP** - Brown, V. (1-1); **SV** - None.

UF Record: 5-0

FLORIDA BATTING (AB-R-H-RBI): Stewart (3-0-0-0), Merritt (3-1-1-2), Lorenz (3-1-1-2), Fuller (3-0-1-1), Wheaton (3-0-0-0), DeWitt (2-0-0-0), Munro (2-0-0-0), Schwarz (2-3-2-0), McLean (3-1-3-0). **TOTALS: 24-6-8-5.**

FLORIDA PITCHING (IP-H-R-ER-BB-SO): Ocasio (7.0-0-0-0-1-7). **TOTALS: 7.0-0-0-0-1-7.**

Game 6 - Florida 10, Jacksonville 0

Feb. 17, 2016 - Gainesville, Fla. (KSP Stadium)

	1	2	3	4	5	R	H	E
Jacksonville	0	0	0	0	0	0	1	2
UF	3	4	3	0	X	10	11	0

WP - Barnhill (2-0); **LP** - Rossman, T. (0-2); **SV** - None.

UF Record: 6-0

FLORIDA BATTING (AB-R-H-RBI): Stewart (2-2-1-0), Merritt (2-1-1-2), Lorenz (2-2-2-2), Fuller (3-2-2-1), Kvistad (3-0-2-4), DeWitt (2-0-0-0), Schwarz (2-1-0-0), Herndon (2-1-2-0), Voss (2-1-0-0). **TOTALS: 24-10-11-9.**

FLORIDA PITCHING (IP-H-R-ER-BB-SO): Barnhill (5.0-1-0-0-1-9). **TOTALS: 5.0-1-0-0-1-9.**

Game 7 - Florida 8, UAB 0

Feb. 19, 2016 - Kissimmee, Fla. (World Wide of Sports)

	1	2	3	4	5	R	H	E
UAB	0	0	0	0	0	0	3	1
UF	5	0	0	3	X	8	7	0

WP - Gourley (3-0); **LP** - Hir (1-3); **SV** - None.

UF Record: 7-0

FLORIDA BATTING (AB-R-H-RBI): Stewart (2-1-0-0), Merritt (3-1-2-0), Lorenz (2-1-1-2), Fuller (1-1-0-0), Wheaton (1-2-1-2), DeWitt (1-2-0-0), Kvistad (2-0-1-2), Munro (3-0-1-1), McLean (2-0-1-1). **TOTALS: 18-8-7-8.**

FLORIDA PITCHING (IP-H-R-ER-BB-SO): Gourley (5.0-3-0-0-0-9). **TOTALS: 5.0-3-0-0-0-9.**

Game 8 - Florida 6, Stephen F. Austin 2

Feb. 19, 2016 - Kissimmee, Fla. (World Wide of Sports)

	1	2	3	4	5	6	7	R	H	E
Florida	0	0	5	0	1	0	0	6	9	0
Stephen F. Austin	1	1	0	0	0	0	0	2	4	3

WP - Ocasio (3-0); **LP** - Welch, H. (0-1); **SV** - None.

UF Record: 8-0

FLORIDA BATTING (AB-R-H-RBI): Stewart (2-1-1-0), Merritt (4-0-0-0), Lorenz (4-0-2-0), Fuller (4-1-1-1), Wheaton (3-0-1-0), DeWitt (2-1-0-0), Munro (3-2-2-1), Schwarz (3-0-2-2), Herndon (2-0-0-0). **TOTALS: 29-6-9-4.**

FLORIDA PITCHING (IP-H-R-ER-BB-SO): Barnhill (1.2-2-2-2-2), Ocasio (5.1-2-0-0-1-7). **TOTALS: 7.0-4-2-2-3-9.**

Game 9 - Florida 9, Omaha 0

Feb. 20, 2016 - Kissimmee, Fla. (World Wide of Sports)

	1	2	3	4	5	R	H	E
Florida	3	0	0	2	4	9	7	0
Omaha	0	0	0	0	0	0	1	1

WP - Gourley (4-0); **LP** - Noble (0-1); **SV** - None.

UF Record: 9-0

FLORIDA BATTING (AB-R-H-RBI): Stewart (3-1-1-0), Merritt (2-0-1-0), Lorenz (2-2-1-0), Fuller (2-2-1-4), Wheaton (2-2-0-0), DeWitt (0-0-0-0), Kvistad (2-0-1-2), Schwarz (3-0-0-0), McLean (2-1-0-0). **TOTALS: 22-9-7-7.**

FLORIDA PITCHING (IP-H-R-ER-BB-SO): Gourley (5.0-1-0-0-0-8). **TOTALS: 5.0-1-0-0-0-8.**

Game 10 - Florida 3, Elon 1

Feb. 20, 2016 - Kissimmee, Fla. (World Wide of Sports)

	1	2	3	4	5	6	7	R	H	E
Elon	0	0	0	0	0	1	0	1	7	1
Florida	0	1	2	0	0	0	X	3	9	0

WP - Barnhill (3-0); **LP** - Mitchum, K. (0-1); **SV** - Ocasio (1).

UF Record: 10-0

FLORIDA BATTING (AB-R-H-RBI): Stewart (4-0-0-0), Merritt (3-1-2-0), Lorenz (3-1-2-0), Fuller (3-0-1-2), Kvistad (2-1-0-0), DeWitt (3-0-1-0), Munro (3-0-1-0), Schwarz (3-0-1-1), Voss (2-0-0-0). **TOTALS: 27-3-9-3.**

FLORIDA PITCHING (IP-H-R-ER-BB-SO): Barnhill (4.0-3-0-0-1-4), Ocasio (3.0-4-1-1-0-5). **TOTALS: 7.0-7-1-1-1-9.**

GATOR SOFTBALL GAME-BY-GAME RECAPS**GAME 11 - Florida 10, Jacksonville State 0**

Feb. 21, 2016 - Kissimmee, Fla. (World Wide of Sports)

	1	2	3	4	5	R	H	E
UF	0	0	3	5	2	10	10	0
Jax. State	0	0	0	0	0	0	6	2

WP - Ocasio (3-0); **LP** - Sims, F. (1-2); **SV** - None.**UF Record: 11-0****FLORIDA BATTING (AB-R-H-RBI):** Stewart (4-3-3-2), DeWitt (3-3-2-2), Lorenz (2-2-2-1), Fuller (2-1-0-0), Wheaton (3-0-2-2), Munro (4-0-0-0), Schwarz (1-0-0-1), Herndon (1-0-0-0), McLean (3-1-1-0). **TOTALS: 24-10-10-8.****FLORIDA PITCHING (IP-H-R-ER-BB-SO):** Ocasio (4.0-6-0-0-0-6), Gourley (1.0-0-0-0-0-1). **TOTALS: 5.0-6-0-0-1-7.****GAME 12 - Florida 2, UCLA 1**

Feb. 25, 2016 - Palm Springs, Calif. (BLD Complex)

	1	2	3	4	5	6	7	R	H	E
UF	0	1	0	1	0	0	0	2	9	0
UCLA	0	0	0	0	0	1	0	1	7	1

WP - Gourley (5-0); **LP** - Ta'amilo (6-2); **SV** - None.**UF Record: 12-0****FLORIDA BATTING (AB-R-H-RBI):** Stewart (3-1-2-1), DeWitt (2-0-0-0), Lorenz (2-0-1-1), Wheaton (4-0-1-0), Fuller (4-0-1-0), Merritt (3-0-1-0), Kvistad (3-0-1-0), Munro (3-1-0-0), McLean (3-0-2-0). **TOTALS: 28-2-9-2.****FLORIDA PITCHING (IP-H-R-ER-BB-SO):** Gourley (6.0-7-1-1-3-5), Ocasio (7.0-0-0-0-0-1). **TOTALS: 7.0-7-1-1-3-6.****GAME 13 - Florida 5, NC State 2**

Feb. 25, 2016 - Palm Springs, Calif. (BLD Complex)

	1	2	3	4	5	6	7	R	H	E
UF	2	0	1	0	0	2	0	5	10	1
NC State	0	0	0	0	0	2	0	2	2	0

WP - Barnhill (4-0); **LP** - Mirabella (3-4); **SV** - None.**UF Record: 13-0****FLORIDA BATTING (AB-R-H-RBI):** Stewart (4-2-2-0), DeWitt (4-1-1-2), Lorenz (1-1-1-0), Wheaton (4-0-1-2), Fuller (3-0-2-1), Merritt (3-0-0-0), Schwarz (2-0-0-0), Munro (3-0-2-0), McLean (4-0-1-0). **TOTALS: 28-5-10-5.****FLORIDA PITCHING (IP-H-R-ER-BB-SO):** Barnhill (7.0-2-2-1-2-14). **TOTALS: 7.0-2-2-1-2-14.****GAME 14 - Florida 3, Washington 1**

Feb. 26, 2016 - Palm Springs, Calif. (BLD Complex)

	1	2	3	4	5	6	7	R	H	E
Washington	0	1	0	0	0	0	0	1	8	1
UF	0	0	0	1	0	2	x	3	8	1

WP - Gourley (6-0); **LP** - Alvelo (4-1); **SV** - None.**UF Record: 14-0****FLORIDA BATTING (AB-R-H-RBI):** Stewart (4-0-1-0), DeWitt (3-0-1-0), Lorenz (3-0-0-0), Wheaton (3-2-2-2), Fuller (3-0-0-0), Merritt (2-1-1-0), Kvistad (2-0-1-0), Munro (3-0-2-1), McLean (3-0-0-0). **TOTALS: 26-3-8-3.****FLORIDA PITCHING (IP-H-R-ER-BB-SO):** Ocasio (4.0-7-1-1-1-2), Gourley (3.0-1-0-0-1-4). **TOTALS: 7.0-8-1-1-2-6.****GAME 15 - Florida 8, Nebraska 0**

Feb. 26, 2016 - Palm Springs, Calif. (BLD Complex)

	1	2	3	4	5	R	H	E
Nebraska	0	0	0	0	0	0	1	2
UF	0	1	3	3	1	8	12	2

WP - Barnhill (5-0); **LP** - Jablonski (2-1); **SV** - None.**UF Record: 15-0****FLORIDA BATTING (AB-R-H-RBI):** Stewart (4-2-3-0), DeWitt (4-0-1-0), Lorenz (2-2-1-0), Wheaton (3-1-2-1), Fuller (3-1-1-3), Merritt (2-1-0-1), Kvistad (1-0-1-0), Munro (3-0-1-1), McLean (2-0-1-0). **TOTALS: 26-8-12-7.****FLORIDA PITCHING (IP-H-R-ER-BB-SO):** Barnhill (5.0-1-0-0-0-8). **TOTALS: 5.0-1-0-0-0-8.****GAME 16 - Florida 1, Utah 0**

Feb. 27, 2016 - Palm Springs, Calif. (BLD Complex)

	1	2	3	4	5	6	7	R	H	E
Utah	0	0	0	0	0	0	0	0	1	0
UF	0	0	0	0	1	0	0	1	8	0

WP - Ocasio (5-0); **LP** - Viramontes (3-2); **SV** - Gourley (1).**UF Record: 16-0****FLORIDA BATTING (AB-R-H-RBI):** Stewart (3-0-2-0), DeWitt (3-1-2-0), Lorenz (2-0-0-0), Wheaton (3-0-1-1), Fuller (3-0-1-0), Merritt (3-0-2-0), Kvistad (2-0-0-0), Munro (3-0-0-0), McLean (1-0-0-0). **TOTALS: 25-1-8-1.****FLORIDA PITCHING (IP-H-R-ER-BB-SO):** Ocasio (6.0-1-0-0-0-6), Gourley (1.0-0-0-0-0-0). **TOTALS: 7.0-1-0-0-0-6.****GAME 17 - Florida 7, Illinois State 2**

March 3, 2016 - Gainesville, Fla. (KSP Stadium)

	1	2	3	4	5	6	7	R	H	E
Illinois State	0	0	0	2	0	0	0	2	2	0
UF	0	5	0	1	1	0	x	7	14	1

WP - Barnhill (6-0); **LP** - Romshek (0-4); **SV** - none**UF Record: 17-0****FLORIDA BATTING (AB-R-H-RBI):** Stewart (4-1-2-0), Merritt (3-1-2-0), Lorenz (4-2-2-2), Wheaton (3-0-2-2), Fuller (4-0-1-0), DeWitt (3-0-0-0), Kvistad (2-1-2-1), Munro (3-0-0-0), McLean (2-1-1-0). **TOTALS: 30-7-14-5.****FLORIDA PITCHING (IP-H-R-ER-BB-SO):** Barnhill (3.2-0-2-2-4-7), Ocasio (2.1-1-0-0-1-5), Gourley (1.0-1-0-0-0-2). **TOTALS: 7.0-2-2-2-5-14.****GAME 18 - Florida 3, FIU 1**

March 4, 2016 - Gainesville, Fla. (KSP Stadium)

	1	2	3	4	5	6	7	R	H	E
FIU	0	0	0	0	0	1	0	1	1	1
UF	1	0	0	0	1	1	x	3	5	0

WP - Gourley (7-0); **LP** - Jenkins, C. (1-3); **SV** - none**UF Record: 18-0****FLORIDA BATTING (AB-R-H-RBI):** Stewart (2-1-0-0), Merritt (2-0-0-0), Lorenz (2-0-2-1), Wheaton (1-0-0-1), Fuller (3-0-0-0), DeWitt (3-1-2-0), Kvistad (2-0-0-0), Munro (3-0-0-1), McLean (1-1-1-0). **TOTALS: 21-3-5-3.****FLORIDA PITCHING (IP-H-R-ER-BB-SO):** Gourley (7.0-1-1-1-0-11). **TOTALS: 7.0-1-1-1-0-11.****GAME 19 - Florida 9, South Alabama 0**

March 5, 2016 - Gainesville, Fla. (KSP Stadium)

	1	2	3	4	5	6	7	R	H	E
UF	2	0	2	1	0	1	3	9	13	2
South Alabama	0	0	0	0	0	0	0	0	6	0

WP - Ocasio (6-0); **LP** - Brown, D. (5-5); **SV** - none**UF Record: 19-0****FLORIDA BATTING (AB-R-H-RBI):** Stewart (1-2-0-1), DeWitt (5-1-2-1), Lorenz (5-2-2-2), Wheaton (3-1-1-1), Fuller (3-1-2-1), Merritt (5-1-4-2), Kvistad (2-0-0-0), Munro (3-0-0-0), McLean (3-1-2-0). **TOTALS: 33-9-13-9.****FLORIDA PITCHING (IP-H-R-ER-BB-SO):** Ocasio (7.0-6-0-0-2-7). **TOTALS: 7.0-6-0-0-2-7.****GAME 20 - Florida 10, FIU 0**

March 5, 2016 - Gainesville, Fla. (KSP Stadium)

	1	2	3	4	5	R	H	E
FIU	0	0	0	0	0	0	2	0
Florida	6	2	2	0	x	10	10	0

WP - Barnhill (7-0); **LP** - Summers, A. (5-2); **SV** - none**UF Record: 20-0****FLORIDA BATTING (AB-R-H-RBI):** Stewart (2-2-1-0), DeWitt (3-2-2-2), Lorenz (1-2-1-0), Wheaton (2-1-2-2), Fuller (2-0-0-1), Merritt (1-1-1-1), Kvistad (2-1-1-2), Herndon (1-0-0-1), Voss (2-1-0-0). **TOTALS: 20-10-1-9.****FLORIDA PITCHING (IP-H-R-ER-BB-SO):** Barnhill (5.0-2-0-0-2-7). **TOTALS: 5.0-2-0-0-2-7.**

GATOR SOFTBALL GAME-BY-GAME RECAPS

GAME 21 - Florida 11, Illinois State 1

March 6, 2016 - Gainesville, Fla. (KSP Stadium)

	1	2	3	4	5	6	R	H	E
UF	0	1	2	0	2	6	11	10	1
Illinois State	1	0	0	0	0	0	1	4	2

WP - Ocasio (7-0); **LP** - Domkuski (1-3); **SV** - none
UF Record: 21-0

FLORIDA BATTING (AB-R-H-RBI): Stewart (4-0-1-1), DeWitt (4-0-2-2), Lorenz (5-1-0-0), Wheaton (1-0-0-0), Fuller (3-1-1-0), Merritt (2-3-0-0), Kvistad (4-2-4-3), Munro (2-0-2-2), McLean (1-1-0-0). **TOTALS: 28-11-10-9.**

FLORIDA PITCHING (IP-H-R-ER-BB-SO): Ocasio (6.0-4-1-1-0-6). **TOTALS: 6.0-4-1-1-0-6.**

GAME 22 - Florida 4, Florida A&M 1

March 6, 2016 - Gainesville, Fla. (KSP Stadium)

	1	2	3	4	5	6	7	R	H	E
Florida A&M	0	0	1	0	0	0	0	1	3	2
UF	0	0	3	0	0	1	x	4	6	0

WP - Gourley (8-0); **LP** - Pereira, Keny (3-4); **SV** - Barnhill (1)
UF Record: 22-0

FLORIDA BATTING (AB-R-H-RBI): Stewart (4-1-1-0), DeWitt (2-2-1-0), Lorenz (3-0-2-0), Wheaton (2-0-1-1), Kvistad (0-1-0-1), Merritt (4-0-1-1), Fuller (2-0-0-0), Schwarz (2-0-0-1), Herndon (2-0-0-0). **TOTALS: 22-4-6-4.**

FLORIDA PITCHING (IP-H-R-ER-BB-SO): Gourley (5.1-3-1-1-0-13), Barnhill (1.2-0-0-0-0-5). **TOTALS: 7.0-3-1-1-0-18.**

GAME 23 - Florida 9, South Dakota 0

March 9, 2016 - Gainesville, Fla. (KSP Stadium)

	1	2	3	4	5	6	R	H	E
South Dakota	0	0	0	0	0	0	0	2	0
UF	1	2	0	2	1	3	9	8	0

WP - Barnhill (8-0); **LP** - Fields (0-2); **SV** - none
UF Record: 23-0

FLORIDA BATTING (AB-R-H-RBI): Stewart (3-1-0-0), Merritt (2-3-2-5), Lorenz (2-0-0-0), Wheaton (2-0-0-0), Kvistad (3-1-1-3), Fuller (3-1-1-0), DeWitt (3-0-1-0), McLean (3-2-3-1), Munro (2-0-0-0). **TOTALS: 24-9-8-9.**

FLORIDA PITCHING (IP-H-R-ER-BB-SO): Barnhill (5.0-1-0-0-1-7), Ocasio (1.0-1-0-0-1-2). **TOTALS: 6.0-2-0-0-2-9.**

GAME 24 - Florida 9, South Dakota 0

March 9, 2016 - Gainesville, Fla. (KSP Stadium)

	1	2	3	4	5	R	H	E
South Dakota	0	0	0	0	0	0	0	0
UF	9	0	0	0	x	9	4	0

WP - Gourley (9-0); **LP** - Frain (1-8); **SV** - none
UF Record: 24-0

FLORIDA BATTING (AB-R-H-RBI): Stewart (1-1-1-1), Merritt (1-1-0-1), Lorenz (2-1-1-2), Wheaton (2-1-0-0), Kvistad (2-1-1-2), Fuller (2-1-0-0), DeWitt (1-1-0-0), McLean (2-1-1-1), Munro (0-1-0-1). **TOTALS: 15-9-4-8.**

FLORIDA PITCHING (IP-H-R-ER-BB-SO): Gourley (5.0-0-0-0-0-9). **TOTALS: 5.0-0-0-0-0-9.**

GAME 25 - Florida 6, Auburn 3

March 12, 2016 - Auburn, Ala. (Jane B. Moore Field)

	1	2	3	4	5	6	7	R	H	E
UF	0	0	3	0	0	0	3	6	10	1
Auburn	0	0	0	1	0	2	0	3	5	1

WP - Ocasio (8-0); **LP** - R. Walters (2-1); **SV** - none
UF Record: 25-0 / 1-0 SEC

FLORIDA BATTING (AB-R-H-RBI): Stewart (4-1-2-0), Merritt (4-1-1-3), Lorenz (3-1-0-0), Wheaton (3-0-1-0), Kvistad (4-1-1-3), Fuller (4-0-2-0), DeWitt (4-0-0-0), McLean (2-0-1-0), Munro (3-1-2-0). **TOTALS: 31-6-10-6.**

FLORIDA PITCHING (IP-H-R-ER-BB-SO): Gourley (5.0-5-3-2-0-5), Ocasio (2.0-0-0-0-1-3). **TOTALS: 7.0-5-3-2-1-9.**

GAME 26 - Florida 8, Auburn 5

March 13, 2016 - Auburn, Ala. (Jane B. Moore Field)

	1	2	3	4	5	6	7	R	H	E
UF	0	1	2	3	1	0	1	8	11	1
Auburn	1	0	3	0	1	0	0	5	7	0

WP - Ocasio (9-0); **LP** - R. Walters (2-2); **SV** - none
UF Record: 26-0 / 2-0 SEC

FLORIDA BATTING (AB-R-H-RBI): Stewart (4-0-0-0), Merritt (3-1-1-0), Lorenz (4-1-1-2), Wheaton (4-1-2-0), Kvistad (1-0-1-0), Fuller (3-2-3-2), DeWitt (3-1-1-3), McLean (4-0-2-1), Munro (3-0-0-0). **TOTALS: 30-8-11-8.**

FLORIDA PITCHING (IP-H-R-ER-BB-SO): Barnhill (3.0-4-4-4-2-4), Ocasio (4.0-3-1-0-1-4). **TOTALS: 7.0-7-5-4-3-8.**

GAME 27 - Florida 4, Auburn 5

March 14, 2016 - Auburn, Ala. (Jane B. More Field)

	1	2	3	4	5	6	7	R	H	E
UF	0	0	0	1	3	0	0	4	8	0
Auburn	0	2	0	0	1	0	2	5	6	0

WP - Martin (5-1); **LP** - Ocasio (9-1); **SV** - none
UF Record: 26-1 / 2-1 SEC

FLORIDA BATTING (AB-R-H-RBI): Stewart (4-0-0-0), Merritt (2-2-1-3), Lorenz (4-0-2-0), Wheaton (3-0-0-0), Kvistad (3-0-2-1), Fuller (3-0-0-0), DeWitt (3-0-1-0), McLean (2-1-1-0), Munro (2-0-1-0). **TOTALS: 27-4-8-4.**

FLORIDA PITCHING (IP-H-R-ER-BB-SO): Gourley (6.0-4-3-3-4-7), Ocasio (0.2-2-2-1-1-0). **TOTALS: 6.2-6-5-4-5-7.**

GAME 28 - Florida 7, Winthrop 0

March 16, 2016 - Gainesville, Fla. (KSP Stadium)

	1	2	3	4	5	6	7	R	H	E
Winthrop	0	0	0	0	0	0	0	0	2	1
UF	2	0	0	2	3	0	x	7	13	0

WP - Barnhill (9-0); **LP** - Helms (0-5); **SV** - none
UF Record: 27-1

FLORIDA BATTING (AB-R-H-RBI): Stewart (4-2-3-1), Merritt (3-0-0-0), Lorenz (4-1-1-1), Wheaton (4-0-0-0), Kvistad (3-0-3-1), Fuller (2-1-1-0), DeWitt (3-1-2-2), McLean (2-1-1-0), Munro (3-0-1-1). **TOTALS: 32-7-13-6.**

FLORIDA PITCHING (IP-H-R-ER-BB-SO): Barnhill (7.0-2-0-0-3-18). **TOTALS: 7.0-2-0-0-3-18.**

GAME 29 - Florida 5, Tennessee 0

March 18, 2016 - Gainesville, Fla. (KSP Stadium)

	1	2	3	4	5	6	7	R	H	E
Tennessee	0	0	0	0	0	0	0	0	2	1
UF	3	0	2	0	0	0	x	5	6	0

WP - Ocasio (10-1); **LP** - Moss (6-2); **SV** - none
UF Record: 28-1 / 3-1 SEC

FLORIDA BATTING (AB-R-H-RBI): Stewart (3-1-1-0), Merritt (1-1-0-1), Lorenz (4-1-1-1), Kvistad (2-0-0-1), Wheaton (3-0-1-0), Fuller (2-1-0-0), DeWitt (1-1-0-0), McLean (3-0-1-0), Munro (3-0-2-1). **TOTALS: 22-5-6-4.**

FLORIDA PITCHING (IP-H-R-ER-BB-SO): Ocasio (7.0-2-0-0-1-4). **TOTALS: 7.0-2-0-0-1-4.**

GAME 30 - Florida 4, Tennessee 2

March 19, 2016 - Gainesville, Fla. (KSP Stadium)

	1	2	3	4	5	6	7	R	H	E
Tennessee	0	0	0	0	2	0	0	2	4	1
UF	2	0	0	0	1	1	x	4	5	0

WP - Barnhill (10-0); **LP** - Gabriel (11-3); **SV** - Ocasio (3)
UF Record: 29-1 / 4-1 SEC

FLORIDA BATTING (AB-R-H-RBI): Stewart (3-2-1-0), Merritt (2-1-0-0), Lorenz (3-1-0-0), Kvistad (4-0-2-2), Wheaton (1-0-0-0), Fuller (2-0-0-0), DeWitt (2-0-1-2), McLean (2-0-1-0), Munro (3-0-0-0). **TOTALS: 24-4-5-4.**

FLORIDA PITCHING (IP-H-R-ER-BB-SO): Barnhill (5.0-4-2-2-1-9), Ocasio (2.0-0-0-0-0-1). **TOTALS: 7.0-4-2-2-1-10.**

GATOR SOFTBALL GAME-BY-GAME RECAPS

GAME 31 - Florida 3, Tennessee 0

March 20, 2016 - Gainesville, Fla. (KSP Stadium)

	1	2	3	4	5	6	7	R	H	E
Tennessee	0	0	0	0	0	0	0	0	1	1
UF	0	0	1	0	2	0	x	3	5	0

WP - Gourley (10-0); **LP** - Gaffin (3-2); **SV** - none

UF Record: 30-1 / 5-1 SEC

FLORIDA BATTING (AB-R-H-RBI): Stewart (3-1-3-2), Merritt (3-0-0-0), Kvistad (3-0-0-0), Lorenz (2-0-0-0), Wheaton (2-0-0-0), Fuller (2-0-0-0), DeWitt (3-1-2-0), McLean (2-1-0-0), Munro (2-0-0-0). **TOTALS: 23-3-5-2.**

FLORIDA PITCHING (IP-H-R-ER-BB-SO): Gourley (7.0-1-0-0-1-8). **TOTALS: 7.0-1-0-0-1-8.**

GAME 32 - Florida 3, LSU 0

March 25, 2016 - Baton Rouge, La. (Tiger Park)

	1	2	3	4	5	6	7	R	H	E
UF	0	0	2	0	0	1	0	3	4	1
LSU	0	0	0	0	0	0	0	0	5	1

WP - Ocasio (11-1); **LP** - Hoover (10-2); **SV** - none

UF Record: 31-1 / 6-1 SEC

FLORIDA BATTING (AB-R-H-RBI): Stewart (3-1-1-0), Fuller (4-0-1-0), Lorenz (3-0-1-1), Kvistad (3-1-1-1), Merritt (1-0-0-0), DeWitt (3-0-0-0), Wheaton (2-0-0-0), Munro (2-0-0-0), McLean (3-1-0-0). **TOTALS: 25-3-4-2.**

FLORIDA PITCHING (IP-H-R-ER-BB-SO): Ocasio (7.0-5-0-0-3-8). **TOTALS: 7.0-5-0-0-3-8.**

GAME 33 - Florida 3, LSU 0

March 25, 2016 - Baton Rouge, La. (Tiger Park)

	1	2	3	4	5	6	7	8	9	R	H	E
UF	0	0	0	0	0	0	0	0	0	3	3	0
LSU	0	0	0	0	0	0	0	0	0	0	4	1

WP - Ocasio (12-1); **LP** - Walljasper (4-4); **SV** - none

UF Record: 32-1 / 7-1 SEC

FLORIDA BATTING (AB-R-H-RBI): Stewart (3-0-0-0), Fuller (3-0-0-0), Lorenz (4-1-0-0), Kvistad (3-0-0-0), Merritt (3-1-1-0), DeWitt (3-1-1-3), Wheaton (3-0-0-0), Munro (3-0-0-0), McLean (3-0-1-0). **TOTALS: 29-3-3-3.**

FLORIDA PITCHING (IP-H-R-ER-BB-SO): Gourley (6.1-4-0-0-8-7), Ocasio (2.2-0-0-0-0-2). **TOTALS: 9.0-4-0-0-8-9.**

GAME 34 - Florida 3, LSU 0

March 26, 2016 - Baton Rouge, La. (Tiger Park)

	1	2	3	4	5	6	7	R	H	E
UF	0	0	2	0	2	0	2	6	10	2
LSU	0	0	0	0	1	1	0	2	5	1

WP - Barnhill (11-0); **LP** - Hoover (10-3); **SV** - Ocasio (4)

UF Record: 33-1 / 8-1 SEC

FLORIDA BATTING (AB-R-H-RBI): Stewart (4-3-3-0), DeWitt (4-2-2-0), Merritt (3-1-1-1), Kvistad (1-0-1-2), Lorenz (3-0-3-3), Fuller (3-0-0-0), Wheaton (3-0-0-0), Munro (3-0-0-0), McLean (3-0-0-0). **TOTALS: 28-6-10-6.**

FLORIDA PITCHING (IP-H-R-ER-BB-SO): Barnhill (6.2-5-2-0-1-7), Ocasio (0.1-0-0-0-1-0). **TOTALS: 7.0-5-2-0-2-7.**

GAME 35 - Florida 1, Alabama 2

April 1, 2016 - Gainesville, Fla. (KSP Stadium)

	1	2	3	4	5	6	7	R	H	E
Alabama	0	1	0	0	0	1	0	2	9	1
UF	0	0	0	1	0	0	0	1	5	1

WP - Littlejohn (13-2); **LP** - Gourley (10-1); **SV** - Osorio (4)

UF Record: 33-2 / 8-2 SEC

FLORIDA BATTING (AB-R-H-RBI): Stewart (4-0-1-0), DeWitt (3-0-0-0), Merritt (3-1-1-1), Kvistad (2-0-1-0), Lorenz (2-0-1-0), Fuller (2-0-0-0), Wheaton (2-0-0-0), Munro (3-0-0-0), McLean (3-0-1-0). **TOTALS: 25-1-5-1.**

FLORIDA PITCHING (IP-H-R-ER-BB-SO): Ocasio (4.1-6-1-1-1-2), Gourley (2.2-3-1-1-0-4). **TOTALS: 7.0-9-2-2-1-6.**

GAME 36 - Florida 3, Alabama 2

April 2, 2016 - Gainesville, Fla. (KSP Stadium)

	1	2	3	4	5	6	7	R	H	E
Alabama	0	0	0	2	0	0	0	2	6	0
UF	0	0	1	1	1	0	x	3	6	1

WP - Barnhill (12-0); **LP** - Osorio (8-5); **SV** - Gourley (2)

UF Record: 34-2 / 9-2 SEC

FLORIDA BATTING (AB-R-H-RBI): Stewart (3-1-1-0), Merritt (1-1-0-0), Kvistad (2-0-1-1), Lorenz (3-0-2-1), DeWitt (2-0-1-0), Fuller (2-0-0-0), Schwarz (3-1-1-1), Munro (2-0-0-0), McLean (2-0-0-0). **TOTALS: 22-3-6-3.**

FLORIDA PITCHING (IP-H-R-ER-BB-SO): Barnhill (5.1-3-2-2-4-6), Gourley (1.2-3-0-0-0-1). **TOTALS: 7.0-6-2-2-4-7.**

GAME 37 - Florida 0, Alabama 3

April 3, 2016 - Gainesville, Fla. (KSP Stadium)

	1	2	3	4	5	6	7	R	H	E
Alabama	2	0	0	0	0	1	0	3	4	0
UF	0	0	0	0	0	0	0	0	2	1

WP - Littlejohn (14-2); **LP** - Gourley (10-2); **SV** - none

UF Record: 34-3 / 9-3 SEC

FLORIDA BATTING (AB-R-H-RBI): Stewart (3-0-0-0), Merritt (3-0-0-0), Kvistad (3-0-0-0), Lorenz (3-0-1-0), DeWitt (0-0-0-0), Fuller (1-0-0-0), Schwarz (2-0-0-0), Munro (2-0-0-0), McLean (2-0-1-0). **TOTALS: 20-0-2-0.**

FLORIDA PITCHING (IP-H-R-ER-BB-SO): Gourley (5.1-3-3-1-1-4), Ocasio (1.2-1-0-0-0-3). **TOTALS: 7.0-4-3-1-1-7.**

GAME 38 - Florida 3, UCF 1

April 6, 2016 - Orlando, Fla. (UCF Softball Complex)

	1	2	3	4	5	6	7	R	H	E
UF	2	0	0	0	0	0	1	3	5	0
UCF	0	0	0	0	1	0	0	1	3	1

WP - Barnhill (13-0); **LP** - Turnier (11-12); **SV** - Gourley (3)

UF Record: 35-3

FLORIDA BATTING (AB-R-H-RBI): Stewart (4-1-1-0), Merritt (2-2-1-0), Lorenz (3-0-2-0), Kvistad (3-0-0-0), DeWitt (2-0-0-1), Herndon (3-0-0-1), Fuller (3-0-1-1), Schwarz (3-0-0-0), Voss (2-0-0-0). **TOTALS: 27-3-5-3.**

FLORIDA PITCHING (IP-H-R-ER-BB-SO): Barnhill (5.0-3-1-1-3-7), Gourley (2.0-0-0-0-1-4). **TOTALS: 7.0-3-1-1-4-11.**

GAME 39 - Florida 8, Ole Miss 0

April 8, 2016 - Oxford, Miss. (OM Softball Complex)

	1	2	3	4	5	6	R	H	E
UF	0	1	2	3	0	2	8	9	1
Ole Miss	0	0	0	0	0	0	0	2	0

WP - Gourley (11-2); **LP** - M. Osias (15-4); **SV** - none

UF Record: 36-3, 10-3 SEC

FLORIDA BATTING (AB-R-H-RBI): Stewart (4-1-1-0), Merritt (2-1-1-3), Kvistad (3-1-2-2), Lorenz (4-1-1-1), DeWitt (3-0-1-1), Fuller (2-0-0-0), Schwarz (3-0-0-0), Munro (2-2-1-1), McLean (3-2-2-0). **TOTALS: 27-8-9-8.**

FLORIDA PITCHING (IP-H-R-ER-BB-SO): Gourley (6.0-2-0-0-4-7). **TOTALS: 6.0-2-0-0-4-7.**

GAME 40 - Florida 6, Ole Miss 1

April 9, 2016 - Oxford, Miss. (OM Softball Complex)

	1	2	3	4	5	6	7	R	H	E
UF	2	3	0	0	1	0	0	6	10	1
Ole Miss	0	0	1	0	0	0	0	1	4	1

WP - Ocasio (13-1); **LP** - E. Jahnke (6-5); **SV** - none

UF Record: 37-3, 11-3 SEC

FLORIDA BATTING (AB-R-H-RBI): Stewart (5-1-1-0), Merritt (4-0-1-0), Kvistad (3-1-3-1), Lorenz (2-1-1-1), DeWitt (2-0-0-0), Wheaton (3-0-1-2), Fuller (3-1-1-1), Munro (2-1-2-1), McLean (1-1-0-0). **TOTALS: 30-6-10-6.**

FLORIDA PITCHING (IP-H-R-ER-BB-SO): Ocasio (7.0-4-1-0-0-7). **TOTALS: 7.0-4-1-0-0-7.**

April 10, 2016 - Oxford, Miss. (OM Softball Complex)

	1	2	3	4	5	6	7	R	H	E
Florida	2	0	0	0	1	0	1	4	8	0
Ole Miss	0	0	0	0	1	0	1	2	4	0

FLORIDA BATting (AB-R-H-RBI): Stewart (4-0-1-0), Merritt (3-1-1-0), Kvstad (3-1-1-2), Lorenz (4-1-2-2), DeWitt (2-0-0-0), Wheaton (3-0-1-0), Munro (3-0-1-0), Fuller (2-0-0-0), McLean (1-0-0-0). **TOTALS: 29-4-8-4.**

GAME 42 - Florida 1, Florida State 0

April 13, 2016 - Gainesville, Fla. (KSP Stadium)

[illegible]

FLORIDA BATTING (AB-R-H-RBI): Stewart (5-0-1-0), Merritt (5-0-1-0), Kvstad (2-0-0-0), Lorenz (3-0-1-0), Wheaton (4-0-0-0), Munro (4-0-0-0), Fuller (5-0-0-0), Voss (2-0-0-0), McLean (1-0-0-0). **TOTALS: 37-1-4-1**

FLORIDA PITCHING (IP-H-R-ER-BB-SO): Gourley (3.0-3-0-0-1-4), Barnhill (2.0-0-0-0-2-6), Ocasio (7.0-1-0-0-1-6). **TOTALS: 12.0-4-0-0-4-14**

GAME 43 - Florida 5, Louisiana at Lafayette 1

April 16, 2016 - Gainesville, Fla. (KSP Stadium)

	1	2	3	4	5	6	7	R	H	E
ULL	0	0	0	0	1	0	0	1	2	2
UF	0	1	4	0	0	0	x	5	9	0

FLORIDA BATTING (AB-R-H-RBI): Stewart (4-1-2-1), Merritt (3-0-1-0), Kvstad (3-1-1-1), Lorenz (3-1-0-0), DeWitt (2-0-0-1), Wheaton (3-1-1-1), Fuller (2-0-0-0), Munro (3-0-2-0), McLean (3-1-1-0). **TOTALS: 27-5-9-4.**

FLORIDA PITCHING (IP-H-R-ER-BB-SO): Gourley (7.0-2-1-1-1-13). **TOTALS: 7.0-2-1-1-1-13.****GAME 44 - Florida 14, Louisiana at Lafayette 1**

April 16, 2016 - Gainesville, Fla. (KSP Stadium)

	1	2	3	4	5	R	H	E
ULL	0	0	0	1	0	1	5	2
UF	7	1	4	2	x	14	11	0

FLORIDA BATTING (AB-R-H-RBI): Stewart (4-3-3-2), Merritt (2-2-0-0), Lorenz (3-2-1-1), Kvistad (3-2-3-6), DeWitt (1-1-0-0), Wheaton (2-0-0-0), Ocasio (3-2-2-0), Munro (3-1-1-2) Fuller (2-1-1-2). **TOTALS: 24-14-11-13.**

FLORIDA PITCHING (IP-H-R-ER-BB-SO): Ocasio (5.0-5-1-1-0-2). **TOTALS: 5.0-5-1-1-0-2.**

GAME 45 - Florida 3, Louisiana at Lafayette 0

April 17, 2016 - Gainesville, Fla. (KSP Stadium)

	1	2	3	4	5	6	7	R	H	E
ULL	0	0	0	0	0	0	0	0	5	1
UF	0	2	1	0	0	0	x	3	6	0

FLORIDA BATting (AB-R-H-RBI): Stewart (3-0-0-0), Merritt (3-1-1-0), Lorenz (3-0-0-0), Kvistad (2-0-0-0), DeWitt (3-1-2-1), Wheaton (2-1-1-0), McLean (2-0-0-0), Munro (2-0-2-2), Fuller (2-0-0-0). **TOTALS: 23-3-6-3.**

GAME 46 - Florida 3, USF 0

April 20, 2016 - Gainesville, Fla. (KSP Stadium)

	1	2	3	4	5	6	7	R	H	E
USF	0	0	0	0	0	0	0	0	4	1
UF	0	0	0	0	3	0	x	3	6	1

FLORIDA BATting (AB-R-H-RBI): Stewart (4-0-1-0), Lorenz (2-1-1-1), Kvistad (4-0-1-0), Merritt (2-1-1-0), DeWitt (2-0-1-2), Wheaton (2-0-0-0), McLean (1-0-0-0), Munro (3-0-1-0), Fuller (2-0-0-0). **TOTALS: 24-3-6-3.**

FLORIDA PITCHING (IP-H-R-ER-BB-SO): Barnhill (3.0-1-0-0-1-4), Ocasio (3.0-3-0-0-0-4), Gourley (1.0-0-0-0-1-2). **TOTALS: 7.0-4-0-0-2-10.**

GAME 47 - Florida 16, Mississippi State 0

April 22, 2016 - Gainesville, Fla. (KSP Stadium)

	1	2	3	4	5	R	H	E
MSU	0	0	0	0	0	0	4	1
UF	0	0	0	0	3	6	1	

FLORIDA BATTING (AB-R-H-RBI): Stewart (3-1-1-1), Lorenz (2-1-1-1), Kvistad (4-2-4-5), Merritt (3-1-1-1), DeWitt (1-2-1-2), Wheaton (3-1-1-1), Munro (3-2-2-1), McLean (3-3-3-1), Fuller (2-2-1-2). **TOTALS: 26-16-15.**

FLORIDA PITCHING (IP-H-R-ER-BB-SO): Gourley (5.0-0-0-0-3-4). **TOTALS: 5.0-0-0-0-3-4.**

GAME 48 - Florida 6, Mississippi State 3

April 23, 2016 - Gainesville, Fla. (KSP Stadium)

	1	2	3	4	5	6	7	R	H	E
MSU	1	0	1	0	1	0	0	3	5	0
UF	0	0	6	0	0	0	x	6	4	0

FLORIDA BATting (AB-R-H-RBI): Stewart (4-0-1-0), Lorenz (2-0-0-0), Krstad (2-0-0-0), Merritt (3-1-1-2), DeWitt (2-1-0-0), Wheaton (1-1-0-0), Munro (3-1-1-4), McLean (2-0-0-0), Fuller (2-1-0-0). **TOTALS: 22-6-4-6.**

FLORIDA PITCHING (IP-H-R-ER-BB-SO): Ocasio (5.0-5-3-3-3-7). Gourley (2.0-0-0-0-0-1).
TOTALS: 7.0-5-3-3-3-7.

GAME 49 - Florida 3, Mississippi State 1

April 24, 2016 - Gainesville, Fla. (KSP Stadium)

	1	2	3	4	5	6	7	8	9	10	R	H	E
MSU	0	0	0	0	1	0	0	0	0	0	1	3	0
UF	0	0	0	0	0	1	0	0	0	2	3	5	0

FLORIDA BATting (AB-R-H-RBI): Stewart (5-1-1-0), Lorenz (5-1-2-2), Merritt (3-0-0-1), Kvistad (4-0-1-0), DeWitt (3-0-1-0), Munro (2-0-0-0), McLean (3-0-0-0), Schwarz (3-0-0-0), Fuller (3-1-0-0). **TOTALS: 33-3-5-3.**

FLORIDA PITCHING (IP-H-R-ER-BB-SO): Barnhill (5.0-1-1-1-3-2). Gourley (5.0-2-0-0-3-7).
TOTALS: 7.0-3-1-1-6-9.

GAME 50 - Florida 14, Texas A&M 3

April 29, 2016 - College Station, Texas (Aggie Softball Complex)

	1	2	3	4	5	6	R	H	E
UF	0	1	3	0	0	10	14	11	1
TAMU	0	0	0	2	1	0	3	5	2

FLORIDA BATTING (AB-R-H-RBI): Stewart (4-1-1-1), Lorenz (4-2-2-4), Kvistad (3-0-0-0), Merritt (4-1-2-1), DeWitt (3-2-1-1), Munro (3-2-1-2), Wheaton (2-2-1-2), McLean (2-1-1-0), Fuller (2-1-1-1). **TOTALS: 29-14-11-13.**

FLORIDA PITCHING (IP-H-R-ER-BB-SO): Gourley (4.0-4-3-2-1-7). Ocasio (2.0-1-0-0-0-2).
TOTALS: 6.0-5-3-2-1-9.

GAME 51 - Florida 7, Texas A&M 3 April 30, 2016 - College Station, Texas (Aggie Softball Complex)										
	1	2	3	4	5	6	7	R	H	E
UF	0	0	1	3	0	2	1	7	9	1
TAMU	0	0	0	0	0	3	0	3	7	1
WP - Ocasio (17-1); LP - Harrington (6-6); SV - None UF Record: 47-3, 17-3 SEC										
FLORIDA BATTING (AB-R-H-RBI): Stewart (5-1-1-1), Lorenz (4-2-2-0), Kvistad (2-0-0-2), Merritt (4-0-2-2), DeWitt (3-1-2-1), Munro (2-0-0-0), Ocasio (3-0-0-0), Wheaton (1-0-0-0), Fuller (1-1-0-0). TOTALS: 27-7-9-7.										
FLORIDA PITCHING (IP-H-R-ER-BB-SO): Ocasio (7.0-7-3-3-0-4). TOTALS: 7.0-7-3-3-0-4.										
GAME 52 - Florida 4, Texas A&M 6 May 1, 2016 - College Station, Texas (Aggie Softball Complex)										
	1	2	3	4	5	6	7	R	H	E
UF	0	1	0	1	0	0	2	4	9	1
TAMU	0	0	2	0	0	4	x	6	7	0
WP - Harrington (7-6); LP - Gourley (16-3); SV - Show (3) UF Record: 47-4, 17-4 SEC										
FLORIDA BATTING (AB-R-H-RBI): Stewart (3-1-1-1), Lorenz (4-1-2-0), Kvistad (3-1-2-1), Merritt (3-0-1-0), DeWitt (2-0-1-1), Wheaton (2-0-1-1), Munro (3-1-0-0), McLean (3-0-1-0), Fuller (2-0-0-0). TOTALS: 28-4-9-4.										
FLORIDA PITCHING (IP-H-R-ER-BB-SO): Barnhill (2.0-2-2-2-4-4), Gourley (4.0-5-4-1-2-8). TOTALS: 6.0-7-6-3-6-12.										
GAME 53 - Florida 1, Florida State 0 May 4, 2016 - Tallahassee, Fla. (JoAnne Graf Field)										
	1	2	3	4	5	6	7	R	H	E
UF	0	0	3	1	0	0	3	7	9	1
FSU	0	0	0	0	0	0	1	1	2	1
WP - Gourley (17-3); LP - King (19-3); SV - None UF Record: 49-4										
FLORIDA BATTING (AB-R-H-RBI): Stewart (4-1-1-0), Lorenz (2-1-1-0), Kvistad (3-1-1-1), Merritt (4-0-0-0), DeWitt (3-2-2-1), Wheaton (3-0-1-2), Munro (4-0-2-2), McLean (2-0-0-0), Fuller (3-1-1-1). TOTALS: 30-7-9-7.										
FLORIDA PITCHING (IP-H-R-ER-BB-SO): Gourley (7.0-2-1-1-2-10). TOTALS: 7.0-2-1-1-2-10.										
GAME 54 - Florida 9, Arkansas 0 May 6, 2016 - Gainesville, Fla. (KSP Stadium)										
	1	2	3	4	5	R	H	E		
Arkansas	0	0	0	0	0	0	3	0		
UF	3	1	0	0	5	9	10	0		
WP - Ocasio (19-1); LP - Clark (4-5); SV - None UF Record: 50-4, 18-4 SEC										
FLORIDA BATTING (AB-R-H-RBI): Stewart (3-2-2-1), Lorenz (1-1-1-0), Kvistad (3-1-1-1), Merritt (3-1-2-2), DeWitt (1-1-0-0), Munro (3-0-0-0), Ocasio (3-1-2-0), Schwarz (2-0-0-0), Fuller (3-1-1-3). TOTALS: 23-9-10-8.										
FLORIDA PITCHING (IP-H-R-ER-BB-SO): Ocasio (5.0-3-0-0-0-5). TOTALS: 5.0-3-0-0-0-5.										
GAME 55 - Florida 5, Arkansas 0 May 7, 2016 - Gainesville, Fla. (KSP Stadium)										
	1	2	3	4	5	6	7	R	H	E
Arkansas	0	0	0	0	0	0	0	0	2	0
UF	0	0	4	0	0	1	x	5	9	0
WP - Gourley (18-3); LP - Moll (12-30); SV - None UF Record: 51-4, 19-4 SEC										
FLORIDA BATTING (AB-R-H-RBI): Stewart (3-1-1-0), Lorenz (4-1-1-0), Kvistad (3-1-2-2), Merritt (3-1-1-2), DeWitt (3-1-2-0), Munro (2-0-1-0), McLean (3-0-1-1), Schwarz (2-0-0-0), Fuller (2-0-0-0). TOTALS: 26-5-9-5.										
FLORIDA PITCHING (IP-H-R-ER-BB-SO): Gourley (7.0-2-0-0-0-16). TOTALS: 7.0-2-0-0-0-16.										

GAME 56 - Florida 8, Arkansas 0 May 8, 2016 - Gainesville, Fla. (KSP Stadium)									
	1	2	3	4	5	R	H	E	
Arkansas	0	0	0	0	0	0	0	0	1
UF	4	1	0	0	3	8	6	0	
WP - Barnhill (15-0); LP - Moll (12-31); SV - None UF Record: 52-4, 20-4 SEC									
FLORIDA BATTING (AB-R-H-RBI): Stewart (2-2-0-0), Lorenz (3-1-2-2), Kvistad (1-2-0-0), Merritt (3-1-1-1), DeWitt (1-0-0-0), McLean (2-0-1-1), Fuller (1-0-0-1), Schwarz (2-0-0-0), Voss (1-1-0-0). TOTALS: 19-8-6-6.									
FLORIDA PITCHING (IP-H-R-ER-BB-SO): Barnhill (5.0-0-0-0-1-10). TOTALS: 5.0-0-0-0-1-10.									

2016 Florida Softball
Overall Statistics for Florida (as of May 10, 2016)
(All games Sorted by Batting avg)

Record: 52-4 Home: 21-2 Away: 13-2 Neutral: 18-0 SEC: 20-4

Player	avg	gp-gs	ab	r	h	2b	3b	hr	rbi	tb	slg%	bb	hp	so	gdp	ob%	sf	sh	sb-att	po	a	e	fld%
21 Kayli Kvistad	.408	54-51	130	24	53	6	0	11	60	92	.708	31	5	12	0	.524	4	0	1-1	0	0	0	.000
18 Amanda Lorenz	.401	56-56	162	53	65	13	1	7	44	101	.623	43	3	18	1	.526	3	0	10-12	41	2	0	1.000
52 Justine McLean	.357	54-47	112	24	40	0	0	0	9	40	.357	12	0	20	0	.419	0	0	12-14	36	2	0	1.000
23 Nicole DeWitt	.343	56-55	137	36	47	5	0	6	36	70	.511	33	19	21	0	.521	1	0	4-6	51	79	3	.977
24 Kirsti Merritt	.329	55-55	152	46	50	4	0	8	42	78	.513	29	13	15	1	.467	3	3	13-14	37	7	0	1.000
7 Kelsey Stewart	.319	56-56	188	55	60	6	2	3	17	79	.420	27	3	15	0	.411	1	1	14-15	83	75	10	.940
25 Janell Wheaton	.309	53-46	123	22	38	4	2	6	36	64	.520	28	2	14	0	.439	2	0	3-4	153	8	0	1.000
1 Aubree Munro	.289	52-50	135	20	39	6	1	3	28	56	.415	15	4	12	1	.377	0	3	0-1	413	32	1	.998
12 Taylore Fuller	.243	56-56	140	30	34	2	1	8	32	62	.443	26	13	36	0	.403	2	6	3-3	73	65	3	.979
49 Taylor Schwarz	.169	54-17	65	16	11	0	1	2	11	19	.292	14	3	15	0	.341	0	0	4-6	185	6	4	.979

8 Aleshia Ocasio	.455	17-5	22	6	10	1	1	1	3	16	.727	0	1	3	0	.478	0	0	1-1	3	26	0	1.000
20 Theresa Swertfager	.333	4-0	3	0	1	0	0	0	0	1	.333	0	0	0	0	.333	0	0	0-0	0	0	0	.000
19 Chelsea Herndon	.167	33-6	36	2	6	0	0	1	5	9	.250	0	0	3	0	.162	1	1	0-0	2	0	0	1.000
28 Brooke Clemens	.143	9-0	7	0	1	0	0	0	1	1	.143	1	0	3	0	.250	0	0	0-0	1	0	0	1.000
0 Alex Voss	.059	34-9	17	11	1	0	0	0	0	1	.059	3	0	3	0	.200	0	0	0-1	14	16	0	1.000
47 Lily Mann	.000	26-0	3	5	0	0	0	0	0	0	.000	2	0	0	0	.400	0	0	2-2	1	0	0	1.000
33 Delanie Gourley	.000	2-0	2	0	0	0	0	0	0	0	.000	0	0	0	0	.000	0	0	0-0	6	22	2	.933
11 Kelly Barnhill	.000	2-2	2	0	0	0	0	0	0	0	.000	1	0	0	0	.333	0	0	0-0	4	14	2	.900
Totals	.318	56	1436	350	456	47	9	56	324	689	.480	265	66	190	3	.441	17	14	67-80	1103	354	25	.983
Opponents	.156	56	1263	60	197	21	1	15	51	265	.210	117	33	486	13	.245	2	16	4-10	1025	417	45	.970

LOB - Team (423), Opp (268). DPs turned - Team (26), Opp (12). TPs turned - Team (1). IBB - Team (2), Munro 1, Kvistad 1, Opp (1). Picked off - Lorenz 2, Voss 1, DeWitt 1.

(All games Sorted by Earned run avg)

Player	era	w-l	app	gs	cg	sho	sv	ip	h	r	er	bb	so	2b	3b	hr	b/avg	wp	hp	bk	sfa	sha
8 Aleshia Ocasio	0.71	19-1	31	15	10	6/6	6	128.0	85	16	13	21	127	9	1	4	.189	6	4	1	0	6
33 Delanie Gourley	0.76	18-3	32	19	11	8/6	5	138.2	66	22	15	44	202	8	0	5	.142	6	15	0	1	8
11 Kelly Barnhill	1.32	15-0	24	22	7	6/4	1	101.0	46	22	19	52	157	4	0	6	.133	11	14	0	1	2
Totals	0.89	52-4	56	56	28	27/7	12	367.2	197	60	47	117	486	21	1	15	.156	23	33	1	2	16
Opponents	6.47	4-52	56	56	21	1/0	2	341.2	456	350	316	265	190	47	9	56	.318	20	66	1	17	14

PB - Team (5), Munro 5, Opp (16). Pickoffs - Team (2), Munro 2, Opp (5). SBA/ATT - Munro (3-8), Gourley (3-6), Ocasio (1-4), Wheaton (1-1).

2016 Florida Softball
Overall Statistics for Florida (as of May 10, 2016)
(All games Sorted by Fielding pct)

Player	c	po	a	e	fld%	dp	sba	csb	sba%	pb	ci
25 Janell Wheaton	161	153	8	0	1.000	8	1	0	1.000	0	0
24 Kirsti Merritt	44	37	7	0	1.000	0	0	0	.000	0	0
18 Amanda Lorenz	43	41	2	0	1.000	0	0	0	.000	0	0
52 Justine McLean	38	36	2	0	1.000	1	0	0	.000	0	0
0 Alex Voss	30	14	16	0	1.000	4	0	0	.000	0	0
8 Aleshia Ocasio	29	3	26	0	1.000	2	1	3	.250	0	0
19 Chelsea Herndon	2	2	0	0	1.000	0	0	0	.000	0	0
28 Brooke Clemens	1	1	0	0	1.000	0	0	0	.000	0	0
47 Lily Mann	1	1	0	0	1.000	0	0	0	.000	0	0
1 Aubree Munro	446	413	32	1	.998	0	3	5	.375	5	0
49 Taylor Schwarz	195	185	6	4	.979	16	0	0	.000	0	0
12 Taylore Fuller	141	73	65	3	.979	5	0	0	.000	0	0
23 Nicole DeWitt	133	51	79	3	.977	8	0	0	.000	0	0
7 Kelsey Stewart	168	83	75	10	.940	12	0	0	.000	0	0
33 Delanie Gourley	30	6	22	2	.933	2	3	3	.500	0	0
11 Kelly Barnhill	20	4	14	2	.900	1	0	0	.000	0	0
20 Theresa Swertfager	0	0	0	0	.000	0	0	0	.000	0	0
21 Kayli Kvistad	0	0	0	0	.000	0	0	0	.000	0	0
Totals	1482	1103	354	25	.983	26	4	6	.400	5	0
Opponents	1487	1025	417	45	.970	12	67	13	.838	16	0

Hitting minimums - 1 Games 30 AB 1.0 AB/Game

Pitching minimums - 1 Games 1 IP 0.5 IP/Game

2016 Florida Softball
Conference statistics for Florida (as of May 10, 2016)
(SEC games only Sorted by Batting avg)

Record: 20-4 Home: 10-2 Away: 10-2 SEC: 20-4

Player	avg	gp-gs	ab	r	h	2b	3b	hr	rbi	tb	slg%	bb	hp	so	gdp	ob%	sf	sh	sb-att	po	a	e	fld%
21 Kayli Kvistad	.400	24-24	65	12	26	1	0	6	27	45	.692	15	1	6	0	.500	3	0	1-1	0	0	0	.000
18 Amanda Lorenz	.377	24-24	77	18	29	6	1	5	21	52	.675	12	2	10	1	.462	2	0	1-1	25	1	0	1.000
52 Justine McLean	.333	23-22	54	10	18	0	0	0	4	18	.333	5	0	10	0	.390	0	0	5-6	15	2	0	1.000
23 Nicole DeWitt	.316	24-24	57	14	18	0	0	4	14	30	.526	15	11	8	0	.530	0	0	0-2	29	37	1	.985
24 Kirsti Merritt	.299	24-24	67	18	20	2	0	6	24	40	.597	12	5	8	0	.435	1	3	5-5	18	5	0	1.000
7 Kelsey Stewart	.291	24-24	86	22	25	1	0	1	7	29	.337	8	0	8	0	.351	0	1	5-5	42	34	5	.938
25 Janell Wheaton	.250	21-17	44	7	11	2	1	0	7	15	.341	7	2	10	0	.377	0	0	0-1	61	1	0	1.000
1 Aubree Munro	.237	23-23	59	10	14	1	0	3	10	24	.407	8	2	6	1	.348	0	1	0-1	179	19	0	1.000
12 Taylore Fuller	.179	24-24	56	11	10	1	0	4	10	23	.411	11	6	23	0	.365	1	5	0-0	26	30	3	.949

8 Aleshia Ocasio	.455	9-4	11	2	5	1	1	0	2	8	.727	0	0	1	0	.455	0	0	0-0	2	14	0	1.000
0 Alex Voss	.200	13-3	5	4	1	0	0	0	0	1	.200	1	0	0	0	.333	0	0	0-1	3	7	0	1.000
19 Chelsea Herndon	.083	13-0	12	1	1	0	0	1	1	4	.333	0	0	2	0	.083	0	0	0-0	1	0	0	1.000
49 Taylor Schwarz	.074	23-7	27	5	2	0	0	1	1	5	.185	5	1	5	0	.242	0	0	1-1	86	2	1	.989
28 Brooke Clemens	.000	5-0	4	0	0	0	0	0	1	0	.000	0	0	1	0	.000	0	0	0-0	1	0	0	1.000
47 Lily Mann	.000	9-0	1	2	0	0	0	0	0	0	.000	0	0	0	0	.000	0	0	2-2	1	0	0	1.000
11 Kelly Barnhill	.000	1-1	0	0	0	0	0	0	0	0	.000	1	0	0	0	1.000	0	0	0-0	0	7	1	.875
Totals	.288	24	625	136	180	15	3	31	129	294	.470	100	30	98	2	.407	7	10	20-26	491	174	13	.981
Opponents	.176	24	568	43	100	11	1	12	36	149	.262	60	16	192	3	.273	1	12	2-7	469	204	13	.981

LOB - Team (167), Opp (123). DPs turned - Team (10), Opp (7). IBB - Team (1), Kvistad 1, Opp (1).

(SEC games only Sorted by Earned run avg)

Player	era	w-l	app	gs	cg	sho	sv	ip	h	r	er	bb	so	2b	3b	hr	b/avg	wp	hp	bk	sfa	sha
8 Aleshia Ocasio	1.04	9-1	16	7	5	3/1	4	60.1	41	12	9	12	54	5	1	3	.192	1	2	1	0	3
33 Delanie Gourley	1.04	6-3	14	9	4	4/1	2	67.0	38	17	10	27	87	4	0	3	.168	4	9	0	1	8
11 Kelly Barnhill	2.31	5-0	8	8	1	1/0	0	36.1	21	14	12	21	51	2	0	6	.163	1	5	0	0	1
Totals	1.33	20-4	24	24	10	9/1	6	163.2	100	43	31	60	192	11	1	12	.176	6	16	1	1	12
Opponents	5.64	4-20	24	24	10	1/0	2	156.1	180	136	126	100	98	15	3	31	.288	5	30	1	7	10

PB - Team (2), Munro 2, Opp (7). Pickoffs - Team (2), Munro 2. SBA/ATT - Munro (2-7), Gourley (2-5), Ocasio (0-2).

2016 Florida Softball
Conference statistics for Florida (as of May 10, 2016)
(SEC games only Sorted by Fielding pct)

Player	c	po	a	e	fld%	dp	sba	csb	sba%	pb	ci
1 Aubree Munro	198	179	19	0	1.000	0	2	5	.286	2	0
25 Janell Wheaton	62	61	1	0	1.000	4	0	0	.000	0	0
18 Amanda Lorenz	26	25	1	0	1.000	0	0	0	.000	0	0
24 Kirsti Merritt	23	18	5	0	1.000	0	0	0	.000	0	0
52 Justine McLean	17	15	2	0	1.000	0	0	0	.000	0	0
8 Aleshia Ocasio	16	2	14	0	1.000	1	0	2	.000	0	0
0 Alex Voss	10	3	7	0	1.000	1	0	0	.000	0	0
28 Brooke Clemens	1	1	0	0	1.000	0	0	0	.000	0	0
19 Chelsea Herndon	1	1	0	0	1.000	0	0	0	.000	0	0
47 Lily Mann	1	1	0	0	1.000	0	0	0	.000	0	0
49 Taylor Schwarz	89	86	2	1	.989	6	0	0	.000	0	0
23 Nicole DeWitt	67	29	37	1	.985	1	0	0	.000	0	0
12 Taylore Fuller	59	26	30	3	.949	4	0	0	.000	0	0
7 Kelsey Stewart	81	42	34	5	.938	6	0	0	.000	0	0
33 Delanie Gourley	19	2	15	2	.895	1	2	3	.400	0	0
11 Kelly Barnhill	8	0	7	1	.875	1	0	0	.000	0	0
21 Kayli Kvistad	0	0	0	0	.000	0	0	0	.000	0	0
Totals	678	491	174	13	.981	10	2	5	.286	2	0
Opponents	686	469	204	13	.981	7	20	6	.769	7	0

Hitting minimums - 1 Games 30 AB 1.0 AB/Game
Pitching minimums - 1 Games 1 IP 0.5 IP/Game

2016 Florida Softball
Season Game Highs for Florida (as of May 10, 2016)
(All games)

TEAM GAME HIGHS

Batting

At bats:	37	-	vs Florida State (Apr 13, 2016)
Runs scored:	16	-	vs Mississippi State (Apr 22, 2016)
Hits:	15	-	vs Mississippi State (Apr 22, 2016)
RBI's:	16	-	vs Mississippi State (Apr 22, 2016)
Doubles:	4	-	at Florida State (May 04, 2016)
Triples:	1	-	(9 times)
Home runs:	4	-	at Ole Miss (Apr 08, 2016)
	4	-	vs ULL (Apr 16, 2016)
	4	-	vs Mississippi State (Apr 22, 2016)
Total bases:	29	-	vs Mississippi State (Apr 22, 2016)
Walks:	12	-	vs Omaha (Feb 20, 2016 at Kissimmee, Fla.)
Strikeouts:	13	-	at LSU (Mar 25, 2016)
Sac hits:	2	-	at LSU (Mar 26, 2016)
Sac flies:	2	-	vs FIU (Mar 05, 2016 at Gainesville, Fla.)
	2	-	vs Florida A&M (Mar 06, 2016 at Gainesville, Fla.)
	2	-	at Texas A&M (Apr 30, 2016)
Stolen bases:	4	-	vs Jacksonville (Feb 17, 2016)
	4	-	vs Omaha (Feb 20, 2016 at Kissimmee, Fla.)
	4	-	vs Florida A&M (Mar 06, 2016 at Gainesville, Fla.)
Hit by pitch:	4	-	vs South Dakota (Mar 09, 2016)
	4	-	vs Tennessee (Mar 18, 2016)
	4	-	at Texas A&M (Apr 29, 2016)
Caught stealing:	2	-	vs Illinois State (Mar 03, 2016)
	2	-	at LSU (Mar 25, 2016)
Runners LOB:	14	-	vs South Alabama (Mar 05, 2016 at Gainesville, Fla.)
Hit into DP:	2	-	vs FIU (Mar 04, 2016 at Gainesville, Fla.)
	2	-	at Auburn (Mar 14, 2016)

Fielding

Putouts:	36	-	vs Florida State (Apr 13, 2016)
Assists:	12	-	vs UCLA (Feb 25, 2016 at Palm Springs, Calif.)
	12	-	vs Florida State (Apr 13, 2016)
Errors:	2	-	vs Nebraska (Feb 26, 2016 at Cathedral City, CA)
	2	-	vs South Alabama (Mar 05, 2016 at Gainesville, Fla.)
	2	-	at LSU (Mar 26, 2016)
Passed balls:	1	-	(5 times)
DPs turned:	2	-	(4 times)

Pitching

Innings pitched:	12.0	-	vs Florida State (Apr 13, 2016)
Runs allowed:	6	-	at Texas A&M (May 01, 2016)
Earned runs:	4	-	at Auburn (Mar 13, 2016)
	4	-	at Auburn (Mar 14, 2016)
Walks allowed:	8	-	at LSU (Mar 25, 2016)
Strikeouts:	18	-	vs Florida A&M (Mar 06, 2016 at Gainesville, Fla.)
	18	-	vs Winthrop (Mar 16, 2016)
Hits allowed:	9	-	vs Alabama (Apr 01, 2016)
Doubles allowed:	2	-	(6 times)

Triples allowed:	1	-	vs Mississippi State (Apr 23, 2016)
Homers allowed:	3	-	at Auburn (Mar 13, 2016)
Wild pitches:	8	-	vs Stephen F. Austin (Feb 19, 2016 at Kissimmee, Fla.)
Hit batters:	2	-	(8 times)

2016 Florida Softball
Season Game Highs for Florida (as of May 10, 2016)
(All games)

INDIVIDUAL GAME HIGHS

Batting

At bats:	5	-	(11 times)
Runs scored:	3	-	(10 times)
Hits:	4	-	Kirsti Merritt vs South Alabama (Mar 05, 2016 at Gainesville, Fla.)
	4	-	Kayli Kvistad vs Illinois State (Mar 06, 2016 at Gainesville, Fla.)
	4	-	Kayli Kvistad vs Mississippi State (Apr 22, 2016)
RBI:	6	-	Kayli Kvistad vs ULL (Apr 16, 2016)
Doubles:	2	-	Kayli Kvistad vs Jacksonville (Feb 17, 2016)
Triples:	1	-	(9 times)
Home runs:	2	-	(4 times)
Total bases:	10	-	Kayli Kvistad vs Mississippi State (Apr 22, 2016)
Walks:	4	-	Kelsey Stewart vs South Alabama (Mar 05, 2016 at Gainesville, Fla.)
Strikeouts:	3	-	Taylor Fuller at LSU (Mar 25, 2016)
Sac hits:	1	-	(14 times)
Sac flies:	2	-	Kayli Kvistad at Texas A&M (Apr 30, 2016)
Stolen bases:	3	-	Amanda Lorenz vs Omaha (Feb 20, 2016 at Kissimmee, Fla.)
Hit by pitch:	2	-	(6 times)
Caught stealing:	1	-	(13 times)
Runners LOB:	7	-	Taylor Schwarz at UCF (Apr 06, 2016)

Fielding

Putouts:	18	-	Aubree Munro vs Winthrop (Mar 16, 2016)
Assists:	6	-	Nicole DeWitt vs UCLA (Feb 25, 2016 at Palm Springs, Calif.)
	6	-	Nicole DeWitt at Auburn (Mar 14, 2016)
Errors:	2	-	Taylor Schwarz vs South Alabama (Mar 05, 2016 at Gainesville, Fla.)
	2	-	Taylor Fuller at LSU (Mar 26, 2016)
Passed balls:	1	-	(5 times)

Pitching

Innings pitched:	7.0	-	(14 times)
Runs allowed:	4	-	Kelly Barnhill at Auburn (Mar 13, 2016)
	4	-	Delanie Gourley at Texas A&M (May 01, 2016)
Earned runs:	4	-	Kelly Barnhill at Auburn (Mar 13, 2016)
Walks allowed:	8	-	Delanie Gourley at LSU (Mar 25, 2016)
Strikeouts:	18	-	Kelly Barnhill vs Winthrop (Mar 16, 2016)
Hits allowed:	7	-	Delanie Gourley vs UCLA (Feb 25, 2016 at Palm Springs, Calif.)
	7	-	Aleshia Ocasio vs Washington (Feb 26, 2016 at Palm Springs, Calif.)
	7	-	Aleshia Ocasio at Texas A&M (Apr 30, 2016)
Doubles allowed:	2	-	(5 times)
Triples allowed:	1	-	Aleshia Ocasio vs Mississippi State (Apr 23, 2016)
Homers allowed:	3	-	Kelly Barnhill at Auburn (Mar 13, 2016)
Wild pitches:	6	-	Kelly Barnhill vs Stephen F. Austin (Feb 19, 2016 at Kissimmee, Fla.)
Hit batters:	2	-	(5 times)

2016 Florida Softball
Season Game Highs for Florida (as of May 10, 2016)
(All games)

OPPONENT TEAM GAME HIGHS

Batting

At bats:	38	-	vs Florida State (Apr 13, 2016)
Runs scored:	6	-	at Texas A&M (May 01, 2016)
Hits:	9	-	vs Alabama (Apr 01, 2016)
RBI:	5	-	at Auburn (Mar 13, 2016)
	5	-	at Auburn (Mar 14, 2016)
Doubles:	2	-	(6 times)
Triples:	1	-	vs Mississippi State (Apr 23, 2016)
Home runs:	3	-	at Auburn (Mar 13, 2016)
Total bases:	16	-	at Auburn (Mar 13, 2016)
Walks:	8	-	at LSU (Mar 25, 2016)
Strikeouts:	18	-	vs Florida A&M (Mar 06, 2016 at Gainesville, Fla.)
	18	-	vs Winthrop (Mar 16, 2016)
Sac hits:	2	-	(4 times)
Sac flies:	1	-	vs NC State (Feb 25, 2016 at Palm Springs, Calif.)
	1	-	at Auburn (Mar 12, 2016)
Stolen bases:	1	-	(4 times)
Hit by pitch:	2	-	(8 times)
Caught stealing:	2	-	at Ole Miss (Apr 08, 2016)
Runners LOB:	11	-	at LSU (Mar 25, 2016)
Hit into DP:	2	-	(4 times)

Fielding

Putouts:	34	-	vs Florida State (Apr 13, 2016)
Assists:	15	-	at LSU (Mar 25, 2016)
Errors:	3	-	vs Stephen F. Austin (Feb 19, 2016 at Kissimmee, Fla.)
Passed balls:	2	-	vs Illinois State (Mar 03, 2016)
DPs turned:	2	-	vs FIU (Mar 04, 2016 at Gainesville, Fla.)
	2	-	at Auburn (Mar 14, 2016)

Pitching

Innings pitched:	11.1	-	vs Florida State (Apr 13, 2016)
Runs allowed:	16	-	vs Mississippi State (Apr 22, 2016)
Earned runs:	16	-	vs Mississippi State (Apr 22, 2016)
Walks allowed:	12	-	vs Omaha (Feb 20, 2016 at Kissimmee, Fla.)
Strikeouts:	13	-	at LSU (Mar 25, 2016)
Hits allowed:	15	-	vs Mississippi State (Apr 22, 2016)
Doubles allowed:	4	-	at Florida State (May 04, 2016)
Triples allowed:	1	-	(9 times)
Homers allowed:	4	-	at Ole Miss (Apr 08, 2016)
	4	-	vs ULL (Apr 16, 2016)
	4	-	vs Mississippi State (Apr 22, 2016)
Wild pitches:	4	-	vs Jacksonville State (Feb 21, 2016 at Kissimmee, Fla.)
Hit batters:	4	-	vs South Dakota (Mar 09, 2016)
	4	-	vs Tennessee (Mar 18, 2016)
	4	-	at Texas A&M (Apr 29, 2016)

2016 Florida Softball
Season Game Highs for Florida (as of May 10, 2016)
(All games)

OPPONENT INDIVIDUAL GAME HIGHS

Batting

At bats:	5	-	(4 times)
Runs scored:	2	-	(5 times)
Hits:	3	-	Hall, Alaina vs Elon (Feb 20, 2016 at Kissimmee, Fla.)
	3	-	Cuyos at Texas A&M (Apr 30, 2016)
RBIs:	3	-	J. Rhodes at Auburn (Mar 14, 2016)
Doubles:	1	-	(21 times)
Triples:	1	-	K. Winkfield vs Mississippi State (Apr 23, 2016)
Home runs:	1	-	(15 times)
Total bases:	6	-	Cuyos at Texas A&M (Apr 30, 2016)
Walks:	4	-	Vidales at Texas A&M (May 01, 2016)
Strikeouts:	3	-	(18 times)
Sac hits:	1	-	(16 times)
Sac flies:	1	-	Hawkins M. vs NC State (Feb 25, 2016 at Palm Springs, Calif.)
	1	-	J. Abbott at Auburn (Mar 12, 2016)
Stolen bases:	1	-	(4 times)
Hit by pitch:	2	-	Chambers, C. vs Stephen F. Austin (Feb 19, 2016 at Kissimmee, Fla.)
Caught stealing:	1	-	(6 times)
Runners LOB:	6	-	FUNG, M. at USF (Feb 14, 2016)

Fielding

Putouts:	13	-	Simmons at LSU (Mar 25, 2016)
	13	-	Broderick, S vs Florida State (Apr 13, 2016)
Assists:	7	-	Quinn at LSU (Mar 25, 2016)
Errors:	2	-	Vick, T. vs Stephen F. Austin (Feb 19, 2016 at Kissimmee, Fla.)
	2	-	Hale vs Illinois State (Mar 06, 2016 at Gainesville, Fla.)
Passed balls:	2	-	de los Reyes vs Illinois State (Mar 03, 2016)

Pitching

Innings pitched:	10.1	-	Burroughs, J vs Florida State (Apr 13, 2016)
Runs allowed:	11	-	Finck vs Illinois State (Feb 12, 2016 at Tampa, Fla.)
Earned runs:	11	-	Finck vs Illinois State (Feb 12, 2016 at Tampa, Fla.)
Walks allowed:	8	-	Moll vs Arkansas (May 08, 2016)
Strikeouts:	13	-	Hoover at LSU (Mar 25, 2016)
Hits allowed:	12	-	Jablonski vs Nebraska (Feb 26, 2016 at Cathedral City, CA)
Doubles allowed:	4	-	King, M. at Florida State (May 04, 2016)
Triples allowed:	1	-	(9 times)
Homers allowed:	4	-	M. Osias at Ole Miss (Apr 08, 2016)
Wild pitches:	3	-	Moll vs Arkansas (May 08, 2016)
Hit batters:	3	-	Walljasper at LSU (Mar 25, 2016)
	3	-	Show at Texas A&M (Apr 29, 2016)
	3	-	Harrington at Texas A&M (Apr 30, 2016)

2016 Florida Softball
AB-R-H-RBI Breakdown for Florida (as of May 10, 2016)
(All games)

Opponent	Date	#11 Barnhill	#28 Clemens	#23 DeWitt	#12 Fuller	#33 Gourley	#19 Herndon	#21 Kvistad	#18 Lorenz	#47 Mann	#52 McLean	#24 Merritt	#1 Munro	#8 Ocasio	#49 Schwarz	#7 Stewart
Illinois State	Feb 12	3-1-1-2	1-2-1-2	1-0-1-2	2-2-0-0	3-0-0-0	3-2-2-2	3-1-1-1	1-1-0-0	3-1-0-0
Michigan	Feb 13	2-0-1-2	3-0-1-0	2-0-1-2	3-3-3-1	2-0-1-2	3-1-1-0	2-1-1-1	1-1-0-0	2-1-0-0
Virginia Tech	Feb 14	3-0-2-1	1-1-0-0	1-0-0-0	3-0-0-0	3-3-2-3	1-1-1-0	3-1-1-1	2-1-0-0	Def	3-1-0-0
USF	Feb 14	2-1-0-0	2-1-2-1	1-0-0-0	2-1-0-1	0-0-0-0	3-1-1-0	2-2-0-0	3-1-2-1	3-2-2-3	3-0-1-0
Jacksonville	Feb 17	2-0-0-0	3-0-1-1	3-1-1-2	Def	3-1-3-0	3-1-1-2	2-0-0-0	2-3-2-0	3-0-0-0
Jacksonville	Feb 17	0-0-0-0	2-0-0-0	3-2-2-1	1-0-0-0	2-1-2-0	3-0-2-4	2-2-2-2	1-0-0-0	2-1-1-2	1-0-1-0	2-1-0-0	2-2-1-0
UAB	Feb 19	1-2-0-0	1-1-0-0	2-0-1-2	2-1-1-2	Def	2-0-1-1	3-1-2-0	3-0-1-1	1-0-0-0	2-1-0-0
Stephen F. Austin	Feb 19	2-1-0-0	4-1-1-1	2-0-0-0	4-0-2-0	1-0-0-0	4-0-0-0	3-2-2-1	1-1-0-0	3-0-2-2	2-1-1-0
Omaha	Feb 20	0-0-0-0	2-2-1-4	1-0-1-1	2-0-1-2	2-2-1-0	0-0-0-0	2-1-0-0	2-0-1-0	1-1-1-0	3-0-0-0	3-1-1-0
Elon	Feb 20	3-0-1-0	3-0-1-2	2-1-0-0	3-1-2-0	Def	Def	3-1-2-0	3-0-1-0	3-0-1-1	4-0-0-0
Jacksonville State	Feb 21	3-3-2-2	2-1-0-0	1-0-0-0	1-0-0-0	2-2-2-1	3-1-1-0	4-0-0-0	1-0-0-1	4-3-3-2
UCLA	Feb 25	2-0-0-0	4-0-1-0	3-0-1-0	2-0-1-1	Def	3-0-2-0	3-0-1-0	3-1-0-0	1-0-0-0	3-1-2-1
NC State	Feb 25	4-1-1-2	3-0-2-1	0-0-0-0	1-1-1-0	Def	4-0-1-0	3-0-0-0	3-0-2-0	2-0-0-0	4-2-2-0
Washington	Feb 26	3-0-1-0	3-0-0-0	2-0-1-0	3-0-0-0	3-0-0-0	2-1-1-0	3-0-2-1	0-0-0-0	4-0-1-0
Nebraska	Feb 26	4-0-1-0	3-1-1-3	1-0-0-0	1-0-1-0	2-2-1-0	0-1-0-0	2-0-1-0	2-1-0-1	3-0-1-1	1-0-1-1	4-2-3-0
Utah	Feb 27	3-1-2-0	3-0-1-0	1-0-0-0	2-0-0-0	2-0-0-0	1-0-0-0	3-0-2-0	3-0-0-0	1-0-0-0	3-0-2-0
Illinois State	Mar 03	3-0-0-0	4-0-1-0	1-0-1-0	2-1-2-1	4-2-2-2	2-1-1-0	3-1-2-0	3-0-0-0	1-1-1-0	4-1-2-0
FIU	Mar 04	3-1-2-0	3-0-0-0	1-0-0-0	2-0-0-0	2-0-2-1	1-1-1-0	2-0-0-0	3-0-0-1	1-0-0-0	2-1-0-0
South Alabama	Mar 05	1-0-0-0	5-1-2-1	3-1-2-1	1-0-0-0	2-0-0-0	5-2-2-2	3-1-2-0	5-1-4-2	3-0-0-0	1-0-0-1	1-2-0-1
FIU	Mar 05	3-2-2-2	2-0-0-1	1-0-0-0	1-0-0-1	2-1-1-2	1-2-1-0	1-0-0-0	Def	1-1-1-1	1-0-1-0	Def	2-2-1-0
Illinois State	Mar 06	4-0-2-2	3-1-1-0	2-0-0-1	4-2-4-3	5-1-0-0	0-1-0-0	1-1-0-0	2-3-0-0	2-0-2-2	0-1-0-0	4-0-1-1
Florida A&M	Mar 06	2-2-1-0	2-0-0-0	2-0-0-0	0-1-0-1	3-0-2-0	Def	1-0-0-0	4-0-1-1	2-0-0-1	4-1-1-0
South Dakota	Mar 09	3-0-1-0	3-1-1-0	3-1-1-3	2-0-0-0	0-1-0-0	3-2-3-1	2-3-2-5	2-0-0-0	1-0-0-0	3-1-0-0
South Dakota	Mar 09	1-1-0-0	2-1-0-0	Def	2-1-1-2	2-1-1-2	2-1-1-1	1-1-0-1	0-1-0-1	0-0-0-0	1-0-0-0	1-1-1-1
Auburn	Mar 12	4-0-0-0	4-0-2-0	4-1-1-3	3-1-0-0	2-0-1-0	4-1-1-3	3-1-2-0	0-1-0-0	Def	4-1-2-0
Auburn	Mar 13	3-1-1-3	3-2-3-2	1-0-1-0	4-1-1-2	4-0-2-1	3-1-1-0	3-0-0-0	1-2-0-0	4-0-0-0
Auburn	Mar 14	3-0-1-0	3-0-0-0	3-0-2-1	4-0-2-0	0-1-0-0	2-1-1-0	2-2-1-3	2-0-1-0	1-0-0-0	4-0-0-0
Winthrop	Mar 16	2-0-0-0	1-0-1-0	3-1-2-2	2-1-1-0	1-0-0-0	3-0-3-1	4-1-1-1	Def	2-1-1-0	3-0-0-0	3-0-1-1	4-2-3-1
Tennessee	Mar 18	1-1-0-0	2-1-0-0	2-0-0-1	4-1-1-1	3-0-1-0	1-1-0-1	3-0-2-1	0-0-0-0	3-1-1-0
Tennessee	Mar 19	2-0-1-2	2-0-0-0	1-0-0-0	4-0-2-2	3-1-0-0	2-0-1-0	2-1-0-0	3-0-0-0	1-0-0-0	3-2-1-0
Tennessee	Mar 20	3-1-2-0	2-0-0-0	1-0-0-0	3-0-0-0	2-0-0-0	2-1-0-0	3-0-0-0	2-0-0-0	Def	3-1-3-2
LSU	Mar 25	3-0-0-0	4-0-1-0	3-1-1-1	3-0-1-1	3-1-0-0	1-0-0-0	2-0-0-0	1-0-0-0	3-1-1-0
LSU	Mar 25	3-1-1-3	3-0-0-0	3-0-0-0	4-1-0-0	3-0-1-0	3-1-1-0	3-0-0-0	1-0-0-0	3-0-0-0
LSU	Mar 26	4-2-2-0	3-0-0-0	1-0-1-2	3-0-3-3	Def	3-0-0-0	3-1-1-1	3-0-0-0	1-0-0-0	4-3-3-0
Alabama	Apr 01	3-0-0-0	2-0-0-0	1-0-0-0	2-0-1-0	2-0-1-0	3-0-1-0	3-1-1-1	3-0-0-0	Def	4-0-1-0
Alabama	Apr 02	1-0-0-0	2-0-1-0	2-0-0-0	1-0-0-0	2-0-1-1	3-0-2-1	0-0-0-0	2-0-0-0	1-1-0-0	2-0-0-0	3-1-1-1	3-1-1-0
Alabama	Apr 03	0-0-0-0	1-0-0-0	1-0-0-0	3-0-0-0	3-0-1-0	2-0-1-0	3-0-0-0	2-0-0-0	2-0-0-0	3-0-0-0
UCF	Apr 06	2-0-0-1	3-0-1-1	3-0-0-1	3-0-0-0	3-0-2-0	Def	1-0-0-0	2-2-1-0	Def	3-0-0-0	4-1-1-0
Ole Miss	Apr 08	1-0-0-0	3-0-1-1	2-0-0-0	3-1-2-2	4-1-1-1	Def	3-2-2-0	2-1-1-3	2-2-1-1	3-0-0-0	4-1-1-0
Ole Miss	Apr 09	1-0-0-0	2-0-0-0	3-1-1-1	1-0-0-0	3-1-3-1	2-1-1-1	1-0-0-0	1-1-0-0	4-0-1-0	2-1-2-1	1-0-0-0	1-0-0-0	5-1-1-0
Ole Miss	Apr 10	2-0-0-0	2-0-0-0	2-0-0-0	3-1-1-2	4-1-2-2	Def	1-0-0-0	3-1-1-0	3-0-1-0	4-0-1-0
Florida State	Apr 13	1-0-0-0	1-0-0-0	5-0-0-0	Def	2-0-0-0	3-0-1-0	1-0-0-0	5-0-1-0	4-0-0-0	3-1-1-1	1-0-0-0	5-0-1-0
ULL	Apr 16	2-0-0-1	2-0-0-0	1-0-1-0	3-1-1-1	3-1-0-0	3-1-1-0	3-0-1-0	3-0-2-0	Def	4-1-2-1
ULL	Apr 16	1-1-0-0	2-1-1-2	3-2-3-6	3-2-1-1	Def	2-2-0-0	3-1-1-2	3-2-2-0	1-0-0-0	4-3-3-2
ULL	Apr 17	3-1-2-1	2-0-0-0	2-0-0-0	3-0-0-0	2-0-0-0	3-1-1-0	2-0-2-2	1-0-0-0	3-0-0-0
USF	Apr 20	2-0-1-2	2-0-0-0	1-0-0-0	4-0-1-0	2-1-1-1	Def	1-0-0-0	2-1-1-0	3-0-1-0	1-0-0-0	Def	4-0-1-0
Mississippi State	Apr 22	1-0-0-1	1-2-1-2	2-2-1-2	Def	4-2-4-5	2-1-1-1	0-1-0-0	3-3-3-1	3-1-1-1	3-2-2-1	1-0-0-0	3-1-1-1
Mississippi State	Apr 23	2-1-0-0	2-1-0-0	2-0-0-0	2-0-0-0	2-0-0-0	3-1-1-2	3-1-1-4	1-0-1-0	Def	4-0-1-0
Mississippi State	Apr 24	3-0-1-0	3-1-0-0	1-0-0-0	4-0-1-0	5-1-2-2	3-0-0-0	3-0-0-1	2-0-0-0	3-0-0-0	5-1-1-0
Texas A&M	Apr 29	3-2-1-1	2-1-1-1	3-0-0-0	4-2-2-4	2-1-1-0	4-1-2-1	3-2-1-2	1-0-1-1	0-1-0-0	4-1-1-1
Texas A&M	Apr 30	3-1-2-1	1-1-0-0	1-1-1-1	2-0-0-2	4-2-2-0	Def	Def	4-0-2-2	2-0-0-0	3-0-0-0	1-1-1-0	5-1-1-1
Texas A&M	May 01	2-0-1-1	2-0-0-0	1-0-0-0	3-1-2-1	4-1-2-0	3-0-1-0	3-0-1-0	3-1-0-0	1-0-0-0	1-0-0-0	3-1-1-1
Florida State	May 04	3-2-2-1	3-1-1-1	1-0-0-0	3-1-1-1	2-1-1-0	Def	2-0-0-0	4-0-0-0	4-0-2-2	1-0-0-0	0-1-0-0	4-1-1-0
Arkansas	May 06	1-1-0-0	3-1-1-3	3-1-1-1	1-1-1-0	3-1-2-2	3-0-0-0	3-1-2-0	2-0-0-0	3-2-2-1
Arkansas	May 07	Def	3-1-2-0	2-0-0-0	Def	3-1-2-2	4-1-1-0	0-0-0-0	3-0-1-1	3-1-1-2	2-0-1-0	Def	2-0-0-0	3-1-1-0
Arkansas	May 08	0-0-0-0	1-0-0-0	1-0-0-1	1-0-0-0	1-2-0-0	3-1-2-2	2-0-1-1	3-1-1-1	1-0-1-1	2-0-0-0	2-2-0-0

2016 Florida Softball
AB-R-H-RBI Breakdown for Florida (as of May 10, 2016)
(All games)

Opponent	Date	#20 Swertfag	#0 Voss	#25 Wheaton
Illinois State	Feb 12	Def	3-1-2-2
Michigan	Feb 13	2-1-0-0
Virginia Tech	Feb 14	Def	4-0-1-2
USF	Feb 14	0-1-0-0	3-1-3-5
Jacksonville	Feb 17	3-0-0-0
Jacksonville	Feb 17	1-0-0-0	2-1-0-0	0-0-0-0
UAB	Feb 19	1-2-1-2
Stephen F. Austin	Feb 19	3-0-1-0
Omaha	Feb 20	1-0-0-0	1-0-0-0	2-2-0-0
Elon	Feb 20	2-0-0-0	1-0-1-0
Jacksonville State	Feb 21	Def	3-0-2-2
UCLA	Feb 25	4-0-1-0
NC State	Feb 25	0-1-0-0	4-0-1-2
Washington	Feb 26	Def	3-2-2-2
Nebraska	Feb 26	3-1-2-1
Utah	Feb 27	Def	3-0-1-1
Illinois State	Mar 03	3-0-2-2
FIU	Mar 04	Def	1-0-0-1
South Alabama	Mar 05	Def	3-1-1-1
FIU	Mar 05	1-0-1-0	2-1-0-0	2-1-2-2
Illinois State	Mar 06	0-1-0-0	1-0-0-0
Florida A&M	Mar 06	2-0-1-1
South Dakota	Mar 09	2-0-0-0
South Dakota	Mar 09	Def	1-0-0-0	2-1-0-0
Auburn	Mar 12	3-0-1-0
Auburn	Mar 13	4-1-2-0
Auburn	Mar 14	Def	3-0-0-0
Winthrop	Mar 16	0-1-0-0	4-0-0-0
Tennessee	Mar 18	3-0-1-0
Tennessee	Mar 19	1-0-0-0
Tennessee	Mar 20	2-0-0-0
LSU	Mar 25	2-0-0-0
LSU	Mar 25	3-0-0-0
LSU	Mar 26	3-0-0-0
Alabama	Apr 01	Def	2-0-0-0
Alabama	Apr 02
Alabama	Apr 03
UCF	Apr 06	2-0-0-0	1-0-0-0
Ole Miss	Apr 08	Def
Ole Miss	Apr 09	Def	3-0-1-2
Ole Miss	Apr 10	2-1-1-0	3-0-1-0
Florida State	Apr 13	2-0-0-0	4-0-0-0
ULL	Apr 16	3-1-1-1
ULL	Apr 16	Def	2-0-0-0
ULL	Apr 17	2-1-1-0
USF	Apr 20	0-1-0-0	2-0-0-0
Mississippi State	Apr 22	Def	3-1-1-1
Mississippi State	Apr 23	0-1-0-0	1-1-0-0
Mississippi State	Apr 24	1-0-0-0
Texas A&M	Apr 29	1-1-0-0	2-2-1-2
Texas A&M	Apr 30	Def	1-0-0-0
Texas A&M	May 01	0-0-0-0	2-0-1-1
Florida State	May 04	Def	3-0-1-2
Arkansas	May 06	Def	1-1-1-1
Arkansas	May 07	1-0-0-0	Def
Arkansas	May 08	1-1-0-0	1-1-1-0

2016 Florida Softball
IP-H-R-ER-BB-SO Breakdown for Florida (as of May 10, 2016)
(All games)

Opponent	Date	#11 Barnhill	#33 Gourley	#8 Ocasio
Illinois State	Feb 12	*5.0-1-0-0-4-8
Michigan	Feb 13	*5.0-3-0-0-0-2
Virginia Tech	Feb 14	*6.0-3-0-0-1-7
USF	Feb 14	*2.0-1-1-1-5-3	3.0-1-0-0-2-4
Jacksonville	Feb 17	*7.0-0-0-0-1-7
Jacksonville	Feb 17	*5.0-1-0-0-1-9
UAB	Feb 19	*5.0-3-0-0-0-9
Stephen F. Austin	Feb 19	*1.2-2-2-2-2-2	5.1-2-0-0-1-7
Omaha	Feb 20	*5.0-1-0-0-0-8
Elon	Feb 20	*4.0-3-0-0-1-4	3.0-4-1-1-0-5
Jacksonville State	Feb 21	1.0-0-0-0-1-1	*4.0-6-0-0-0-6
UCLA	Feb 25	*6.0-7-1-1-3-5	1.0-0-0-0-0-1
NC State	Feb 25	*7.0-2-2-1-2-14
Washington	Feb 26	3.0-1-0-0-1-4	*4.0-7-1-1-1-2
Nebraska	Feb 26	*5.0-1-0-0-0-8
Utah	Feb 27	1.0-0-0-0-0-0	*6.0-1-0-0-0-6
Illinois State	Mar 03	*3.2-0-2-2-4-7	1.0-1-0-0-0-2	2.1-1-0-0-1-5
FIU	Mar 04	*7.0-1-1-1-0-11
South Alabama	Mar 05	*7.0-6-0-0-2-7
FIU	Mar 05	*5.0-2-0-0-2-7
Illinois State	Mar 06	*6.0-4-1-1-0-6
Florida A&M	Mar 06	1.2-0-0-0-0-5	*5.1-3-1-1-0-13
South Dakota	Mar 09	*5.0-1-0-0-1-7	1.0-1-0-0-1-2
South Dakota	Mar 09	*5.0-0-0-0-0-9
Auburn	Mar 12	*5.0-5-3-2-0-6	2.0-0-0-0-1-3
Auburn	Mar 13	*3.0-4-4-4-2-4	4.0-3-1-0-1-4
Auburn	Mar 14	*6.0-4-3-3-4-7	0.2-2-2-1-1-0
Winthrop	Mar 16	*7.0-2-0-0-3-18
Tennessee	Mar 18	*7.0-2-0-0-1-4
Tennessee	Mar 19	*5.0-4-2-2-1-9	2.0-0-0-0-0-1
Tennessee	Mar 20	*7.0-1-0-0-1-8
LSU	Mar 25	*7.0-5-0-0-3-8
LSU	Mar 25	*6.1-4-0-0-8-7	2.2-0-0-0-0-2
LSU	Mar 26	*6.2-5-2-0-1-7	0.1-0-0-0-1-0
Alabama	Apr 01	2.2-3-1-1-0-4	*4.1-6-1-1-1-2
Alabama	Apr 02	*5.1-3-2-2-4-6	1.2-3-0-0-0-1
Alabama	Apr 03	*5.1-3-3-1-1-4	1.2-1-0-0-0-3
UCF	Apr 06	*5.0-3-1-1-3-7	2.0-0-0-0-1-4
Ole Miss	Apr 08	*6.0-2-0-0-4-7
Ole Miss	Apr 09	*7.0-4-1-0-0-7
Ole Miss	Apr 10	*4.1-2-1-1-5-9	2.2-2-1-1-0-2
Florida State	Apr 13	2.0-0-0-0-2-6	*3.0-3-0-0-1-4	7.0-1-0-0-1-6
ULL	Apr 16	*7.0-2-1-1-1-13
ULL	Apr 16	*5.0-5-1-1-0-2
ULL	Apr 17	*2.2-3-0-0-4-3	4.1-2-0-0-0-8
USF	Apr 20	*3.0-1-0-0-1-4	1.0-0-0-0-1-2	3.0-3-0-0-0-4
Mississippi State	Apr 22	*5.0-0-0-0-3-4
Mississippi State	Apr 23	2.0-0-0-0-0-1	*5.0-5-3-3-3-7
Mississippi State	Apr 24	*5.0-1-1-1-3-2	5.0-2-0-0-3-7
Texas A&M	Apr 29	*4.0-4-3-2-1-7	2.0-1-0-0-0-2
Texas A&M	Apr 30	*7.0-7-3-3-0-4
Texas A&M	May 01	*2.0-2-2-2-4-4	4.0-5-4-1-2-8
Florida State	May 04	*7.0-2-1-1-2-10
Arkansas	May 06	*5.0-3-0-0-0-5
Arkansas	May 07	*7.0-2-0-0-0-16
Arkansas	May 08	*5.0-0-0-0-1-10

2016 Florida Softball
Miscellaneous Stats for Florida (as of May 10, 2016)
(All games)

Multiple Hit Games	2	3	4	5+	Total
18 Amanda Lorenz	18	2	-	-	20
23 Nicole DeWitt	14	-	-	-	14
7 Kelsey Stewart	7	6	-	-	13
1 Aubree Munro	12	-	-	-	12
21 Kayli Kvistad	7	3	2	-	12
24 Kirsti Merritt	9	-	1	-	10
25 Janell Wheaton	7	1	-	-	8
52 Justine McLean	4	3	-	-	7
12 Taylore Fuller	5	1	-	-	6
49 Taylor Schwarz	3	-	-	-	3
8 Aleshia Ocasio	2	-	-	-	2
19 Chelsea Herndon	1	-	-	-	1
TEAM	89	16	3	0	108

Multiple RBI Games	2	3	4	5+	Total
21 Kayli Kvistad	12	3	1	2	18
18 Amanda Lorenz	10	2	1	-	13
25 Janell Wheaton	11	-	-	1	12
24 Kirsti Merritt	8	3	-	1	12
23 Nicole DeWitt	10	2	-	-	12
12 Taylore Fuller	5	2	1	-	8
1 Aubree Munro	5	-	1	-	6
7 Kelsey Stewart	3	-	-	-	3
49 Taylor Schwarz	1	1	-	-	2
52 Justine McLean	1	-	-	-	1
TEAM	66	13	4	4	87

Hitting Streaks	Longest	Current
7 Kelsey Stewart	10	-
18 Amanda Lorenz	9	8
25 Janell Wheaton	8	4
52 Justine McLean	8	2
23 Nicole DeWitt	6	-
21 Kayli Kvistad	6	-
1 Aubree Munro	6	1
24 Kirsti Merritt	6	3
12 Taylore Fuller	3	-
49 Taylor Schwarz	2	-
8 Aleshia Ocasio	2	2
28 Brooke Clemens	1	-
0 Alex Voss	1	-
19 Chelsea Herndon	1	-
20 Theresa Swertfager	1	1

Reached Base Streaks	Longest	Current
25 Janell Wheaton	21	6
24 Kirsti Merritt	21	3
1 Aubree Munro	15	1
7 Kelsey Stewart	15	11
12 Taylore Fuller	13	-
21 Kayli Kvistad	13	5
23 Nicole DeWitt	13	13
18 Amanda Lorenz	13	11
52 Justine McLean	8	2
49 Taylor Schwarz	3	-
8 Aleshia Ocasio	2	2
0 Alex Voss	2	1
28 Brooke Clemens	1	-
19 Chelsea Herndon	1	-
20 Theresa Swertfager	1	1
47 Lily Mann	1	-
11 Kelly Barnhill	1	1

2016 Florida Softball
Miscellaneous Stats for Florida (as of May 10, 2016)
(All games)

Starting Lineup By Position
(Team W-L record when starter)

PITCHER:		
11 Kelly Barnhill	22	(21-1)
33 Delanie Gourley	19	(17-2)
8 Aleshia Ocasio	15	(14-1)
CATCHER:		
1 Aubree Munro	49	(46-3)
12 Taylore Fuller	4	(4-0)
25 Janell Wheaton	2	(2-0)
21 Kayli Kvistad	1	(0-1)
FIRST BASE:		
25 Janell Wheaton	36	(34-2)
49 Taylor Schwarz	17	(16-1)
21 Kayli Kvistad	3	(2-1)
SECOND BASE:		
23 Nicole DeWitt	47	(43-4)
7 Kelsey Stewart	9	(9-0)
THIRD BASE:		
12 Taylore Fuller	52	(48-4)
23 Nicole DeWitt	4	(4-0)
SHORTSTOP:		
7 Kelsey Stewart	47	(43-4)
0 Alex Voss	5	(5-0)
21 Kayli Kvistad	4	(4-0)
LEFT FIELD:		
18 Amanda Lorenz	55	(51-4)
19 Chelsea Herndon	1	(1-0)
CENTER FIELD:		
24 Kirsti Merritt	55	(51-4)
18 Amanda Lorenz	1	(1-0)
RIGHT FIELD:		
52 Justine McLean	34	(31-3)
21 Kayli Kvistad	12	(11-1)
19 Chelsea Herndon	5	(5-0)
23 Nicole DeWitt	4	(4-0)
25 Janell Wheaton	1	(1-0)
DESIGNATED HITTER:		
21 Kayli Kvistad	31	(30-1)
52 Justine McLean	13	(12-1)
25 Janell Wheaton	7	(6-1)
0 Alex Voss	4	(4-0)
1 Aubree Munro	1	(0-1)

Starting Lineup By Lineup Spot
(Team W-L record when starter)

LEADOFF:		
7 Kelsey Stewart	56	(52-4)
2ND SPOT:		
24 Kirsti Merritt	31	(29-2)
23 Nicole DeWitt	12	(11-1)
18 Amanda Lorenz	11	(10-1)
12 Taylore Fuller	2	(2-0)
3RD SPOT:		
18 Amanda Lorenz	35	(34-1)
21 Kayli Kvistad	18	(16-2)
24 Kirsti Merritt	3	(2-1)
CLEANUP:		
25 Janell Wheaton	17	(16-1)
12 Taylore Fuller	11	(11-0)
24 Kirsti Merritt	10	(9-1)
21 Kayli Kvistad	10	(9-1)
18 Amanda Lorenz	8	(7-1)
5TH SPOT:		
23 Nicole DeWitt	20	(18-2)
25 Janell Wheaton	13	(13-0)
12 Taylore Fuller	10	(10-0)
21 Kayli Kvistad	9	(8-1)
24 Kirsti Merritt	2	(2-0)
18 Amanda Lorenz	2	(1-1)
6TH SPOT:		
23 Nicole DeWitt	14	(14-0)
12 Taylore Fuller	14	(11-3)
25 Janell Wheaton	10	(9-1)
24 Kirsti Merritt	9	(9-0)
1 Aubree Munro	7	(7-0)
52 Justine McLean	1	(1-0)
19 Chelsea Herndon	1	(1-0)
7TH SPOT:		
21 Kayli Kvistad	14	(14-0)
1 Aubree Munro	9	(8-1)
23 Nicole DeWitt	9	(8-1)
12 Taylore Fuller	6	(6-0)
49 Taylor Schwarz	6	(5-1)
25 Janell Wheaton	5	(4-1)
52 Justine McLean	4	(4-0)
8 Aleshia Ocasio	3	(3-0)
8TH SPOT:		
1 Aubree Munro	25	(23-2)
52 Justine McLean	14	(12-2)
49 Taylor Schwarz	11	(11-0)
19 Chelsea Herndon	3	(3-0)
25 Janell Wheaton	1	(1-0)
12 Taylore Fuller	1	(1-0)
0 Alex Voss	1	(1-0)
9TH SPOT:		
52 Justine McLean	28	(26-2)
12 Taylore Fuller	12	(11-1)
1 Aubree Munro	9	(8-1)
0 Alex Voss	5	(5-0)
19 Chelsea Herndon	2	(2-0)

2016 Florida Softball
Miscellaneous Stats for Florida (as of May 10, 2016)
(All games)

STARTERS SUMMARY

Player	GS	Position											Batting Order								
		p	c	1b	2b	3b	ss	lf	cf	rf	of	dh	1st	2nd	3rd	4th	5th	6th	7th	8th	9th
18 Amanda Lorenz	56	55	1	11	35	8	2
7 Kelsey Stewart	56	.	.	.	9	.	47	56
12 Taylore Fuller	56	.	4	.	.	52	2	.	11	10	14	6	1	12
23 Nicole DeWitt	55	.	.	.	47	4	.	.	.	4	.	.	.	12	.	.	20	14	9	.	.
24 Kirsti Merritt	55	55	31	3	10	2	9	.	.	.
21 Kayli Kvistad	51	.	1	3	.	.	4	.	.	12	.	31	.	.	18	10	9	.	14	.	.
1 Aubree Munro	50	.	49	1	7	9	25	9
52 Justine McLean	47	34	.	13	1	4	14	28
25 Janell Wheaton	46	.	2	36	1	.	7	.	.	.	17	13	10	5	1	.
11 Kelly Barnhill	22	22
33 Delanie Gourley	19	19
49 Taylor Schwarz	17	.	.	17	6	11	.
8 Aleshia Ocasio	15	15	3	.	.
0 Alex Voss	9	5	4	1	5
19 Chelsea Herndon	6	1	.	5	1	.	3	2

2016 Florida Softball
Team Game-by-Game for Florida (as of May 10, 2016)
Batting (All games)

Date	Opponent	ab	r	h	rbi	2b	3b	hr	tb	bb	ibb	sb	cs	hbp	sac	sf	gdp	k	po	a	e	lob	avg
Feb 12	vs Illinois State	23	11	8	11	0	0	0	8	8	0	1	0	2	0	0	1	2	15	5	1	7	.348
Feb 13	vs Michigan	22	8	9	8	0	0	0	9	2	0	0	0	1	0	0	0	2	15	6	0	5	.378
Feb 14	vs Virginia Tech	24	8	7	7	1	0	0	8	8	0	1	0	1	0	0	0	2	18	9	0	8	.348
Feb 14	at USF	24	11	11	11	1	0	2	18	10	0	3	0	2	0	0	0	2	15	3	0	10	.376
Feb 17	JACKSONVILLE	24	6	8	5	0	1	0	10	3	0	4	1	1	0	1	0	1	21	9	0	5	.368
Feb 17	JACKSONVILLE	24	10	11	9	3	0	0	14	5	0	1	0	0	0	0	0	1	15	4	0	7	.383
Feb 19	vs UAB	18	8	7	8	1	0	1	11	6	0	1	0	3	0	0	0	3	15	2	0	7	.384
Feb 19	vs Stephen F. Austi	29	6	9	4	1	0	0	10	4	0	2	0	1	0	0	0	0	21	7	0	7	.372
Feb 20	vs Omaha	22	9	7	7	0	0	1	10	12	0	4	0	2	0	0	0	1	15	4	0	12	.367
Feb 20	vs Elon	27	3	9	3	2	0	0	11	1	0	1	1	0	0	0	0	1	21	5	0	7	.363
Feb 21	vs Jacksonville Stat	24	10	10	8	2	0	1	15	8	0	2	0	2	1	0	0	3	15	3	0	10	.368
Feb 25	vs UCLA	28	2	9	2	0	0	0	9	6	0	0	1	1	0	0	0	4	21	12	0	12	.363
Feb 25	vs NC State	28	5	10	5	2	0	1	15	7	0	2	1	1	1	0	0	7	21	3	1	11	.363
Feb 26	vs Washington	26	3	8	3	1	0	2	15	1	0	1	0	1	0	0	0	2	21	9	1	7	.359
Feb 26	vs Nebraska	26	8	12	7	1	1	1	18	3	0	1	0	1	0	0	0	4	15	3	2	8	.366
Feb 27	vs Utah	25	1	8	1	0	0	0	8	1	0	0	0	0	0	0	0	4	21	7	0	7	.363
Mar 03	ILLINOIS STATE	30	7	14	5	1	1	1	20	2	0	1	2	0	0	0	0	3	21	3	1	7	.370
Mar 04	vs FIU	21	3	5	3	1	0	0	6	5	0	2	0	1	0	1	0	4	21	8	0	7	.364
Mar 05	vs South Alabama	33	9	13	9	0	1	2	21	9	0	1	0	2	0	0	0	9	21	6	2	14	.366
Mar 05	vs FIU	20	10	10	9	3	0	1	16	7	0	0	0	1	0	2	0	1	15	6	0	8	.371
Mar 06	vs Illinois State	28	11	10	9	0	0	1	13	8	0	0	0	1	1	1	0	0	18	8	1	10	.371
Mar 06	vs Florida A&M	22	4	6	4	1	0	0	7	9	0	4	0	0	0	2	0	1	21	6	0	11	.367
Mar 09	SOUTH DAKOTA	24	9	8	9	0	0	3	17	5	0	2	0	2	0	1	0	1	18	3	0	6	.365
Mar 09	SOUTH DAKOTA	15	9	4	8	0	1	0	6	7	0	3	0	4	0	1	0	0	15	2	0	6	.363
*Mar 12	at Auburn	31	6	10	6	0	0	2	16	3	0	0	0	0	0	0	0	3	21	6	1	7	.361
*Mar 13	at Auburn	30	8	11	8	2	1	3	24	5	0	1	1	0	0	0	0	1	21	9	1	6	.361
*Mar 14	at Auburn	27	4	8	4	1	0	1	12	3	0	1	0	1	0	0	1	4	20	8	0	6	.359
Mar 16	WINTHROP	32	7	13	6	3	0	0	16	2	0	3	0	1	0	0	0	1	21	1	0	10	.361
*Mar 18	TENNESSEE	22	5	6	4	1	0	0	7	6	1	1	0	4	1	1	0	7	21	11	0	11	.358
*Mar 19	TENNESSEE	24	4	5	4	0	0	0	5	6	0	3	0	2	0	0	0	8	21	4	0	10	.353
*Mar 20	TENNESSEE	23	3	5	2	0	0	0	5	2	0	3	0	0	1	0	0	4	21	7	0	5	.349
*Mar 25	at LSU	25	3	4	2	1	0	1	8	5	0	0	2	0	0	0	0	13	21	9	1	6	.343
*Mar 25	at LSU	29	3	3	3	0	0	1	6	1	0	0	0	3	1	0	0	4	27	11	0	4	.335
*Mar 26	at LSU	28	6	10	6	0	0	0	10	3	0	0	0	0	2	1	0	4	21	7	2	7	.336
*Apr 01	ALABAMA	25	1	5	1	0	0	1	8	3	0	0	1	1	0	0	0	3	21	10	1	7	.332
*Apr 02	ALABAMA	22	3	6	3	1	0	1	10	2	0	1	0	2	1	0	0	8	21	6	1	6	.330
*Apr 03	ALABAMA	20	0	2	0	0	0	0	2	2	0	0	1	2	1	0	0	2	21	11	1	4	.325
Apr 06	at UCF	27	3	5	3	1	0	0	6	6	0	1	0	2	0	0	0	5	21	6	0	11	.321
*Apr 08	at Ole Miss	27	8	9	8	0	0	4	21	5	0	1	0	1	0	0	0	4	18	7	1	7	.322
*Apr 09	at Ole Miss	30	6	10	6	0	0	2	16	6	0	0	0	0	0	1	0	3	21	7	1	10	.322
*Apr 10	at Ole Miss	29	4	8	4	1	0	2	15	3	0	1	0	0	0	0	0	4	21	10	0	7	.321
Apr 13	FLORIDA STATE	37	1	4	1	0	0	1	7	7	1	0	1	0	0	0	0	12	36	12	1	9	.313
Apr 16	ULL	27	5	9	4	1	0	1	13	0	0	2	0	0	0	1	0	5	21	5	0	5	.314
Apr 16	ULL	24	14	11	13	0	1	4	25	3	0	2	0	1	1	0	0	0	15	8	0	3	.317
Apr 17	ULL	23	3	6	3	1	0	0	7	1	0	0	0	0	0	0	0	3	21	5	0	3	.316
Apr 20	USF	24	3	6	3	1	0	1	10	5	0	1	0	1	0	0	0	6	21	4	1	9	.315
*Apr 22	MISSISSIPPI STAT	26	16	15	16	2	0	4	29	6	0	0	0	1	0	0	1	0	15	7	0	5	.320
*Apr 23	MISSISSIPPI STAT	22	6	4	6	1	0	1	8	5	0	1	0	1	0	0	0	3	21	5	0	4	.318
*Apr 24	MISSISSIPPI STAT	33	3	5	3	0	0	1	8	3	0	1	0	1	0	1	0	6	30	11	0	6	.313
*Apr 29	at Texas A&M	29	14	11	13	2	0	1	16	7	0	1	0	4	0	0	0	2	18	7	1	8	.315
*Apr 30	at Texas A&M	27	7	9	7	0	1	2	17	5	0	0	0	3	1	2	0	3	21	8	1	10	.315
*May 01	at Texas A&M	28	4	9	4	1	0	0	10	6	0	0	1	1	1	0	0	3	18	1	1	11	.315
May 04	at Florida State	30	7	9	7	4	0	1	16	4	0	1	0	1	0	0	0	2	21	6	1	7	.315
*May 06	ARKANSAS	23	9	10	8	2	1	3	23	3	0	2	0	1	0	0	0	0	15	8	0	5	.317
*May 07	ARKANSAS	26	5	9	5	0	0	1	12	2	0	2	0	0	1	0	0	6	21	3	0	6	.318
*May 08	ARKANSAS	19	8	6	6	0	0	0	6	8	0	1	0	2	0	1	0	3	15	1	0	9	.318
Totals		1436	350	456	324	47	9	56	689	265	2	67	13	66	14	17	3	190	1103	354	25	423	.318

2016 Florida Softball
Team Game-by-Game for Florida (as of May 10, 2016)
Pitching (All games)

Date	Opponent	ip	h	r	er	bb	so	2b	3b	hr	wp	bk	hbp	dp	ibb	score	w-l	sv	era
Feb 12	vs Illinois State	5.0	1	0	0	4	8	0	0	0	0	0	0	0	0	11-0	1-0	0	0.00
Feb 13	vs Michigan	5.0	3	0	0	0	2	0	0	0	0	0	1	0	0	8-0	2-0	0	0.00
Feb 14	vs Virginia Tech	6.0	3	0	0	1	7	2	0	0	1	0	0	1	0	8-0	3-0	0	0.00
Feb 14	at USF	5.0	2	1	1	7	7	0	0	0	2	0	0	0	0	11-1	4-0	0	0.33
Feb 17	JACKSONVILLE	7.0	0	0	0	1	7	0	0	0	0	0	1	1	0	6-0	5-0	0	0.25
Feb 17	JACKSONVILLE	5.0	1	0	0	1	9	0	0	0	0	0	0	0	0	10-0	6-0	0	0.21
Feb 19	vs UAB	5.0	3	0	0	0	9	2	0	0	0	0	0	0	0	8-0	7-0	0	0.18
Feb 19	vs Stephen F. Austi	7.0	4	2	2	3	9	0	0	0	8	0	2	1	0	6-2	8-0	0	0.47
Feb 20	vs Omaha	5.0	1	0	0	0	8	0	0	0	0	0	0	0	0	9-0	9-0	0	0.42
Feb 20	vs Elon	7.0	7	1	1	1	9	1	0	0	3	0	0	1	0	3-1	10-0	1	0.49
Feb 21	vs Jacksonville Stat	5.0	6	0	0	1	7	2	0	0	0	0	0	0	0	10-0	11-0	1	0.45
Feb 25	vs UCLA	7.0	7	1	1	3	6	1	0	0	0	0	1	1	0	2-1	12-0	2	0.51
Feb 25	vs NC State	7.0	2	2	1	2	14	0	0	0	0	0	0	0	0	5-2	13-0	2	0.55
Feb 26	vs Washington	7.0	8	1	1	2	6	0	0	0	0	0	0	2	0	3-1	14-0	2	0.59
Feb 26	vs Nebraska	5.0	1	0	0	0	8	0	0	0	0	0	0	0	0	8-0	15-0	2	0.56
Feb 27	vs Utah	7.0	1	0	0	0	6	0	0	0	0	0	0	0	0	1-0	16-0	3	0.52
Mar 03	ILLINOIS STATE	7.0	2	2	2	5	14	0	0	0	0	0	1	1	0	7-2	17-0	3	0.62
Mar 04	vs FIU	7.0	1	1	1	0	11	0	0	1	0	0	0	0	0	3-1	18-0	3	0.64
Mar 05	vs South Alabama	7.0	6	0	0	2	7	0	0	0	0	0	0	2	0	9-0	19-0	3	0.60
Mar 05	vs FIU	5.0	2	0	0	2	7	0	0	0	0	0	2	1	0	10-0	20-0	3	0.58
Mar 06	vs Illinois State	6.0	4	1	1	0	6	0	0	0	0	0	0	1	0	11-1	21-0	3	0.61
Mar 06	vs Florida A&M	7.0	3	1	1	0	18	0	0	0	1	0	0	0	0	4-1	22-0	4	0.63
Mar 09	SOUTH DAKOTA	6.0	2	0	0	2	9	0	0	0	1	0	1	0	0	9-0	23-0	4	0.60
Mar 09	SOUTH DAKOTA	5.0	0	0	0	0	9	0	0	0	0	0	1	0	0	9-0	24-0	4	0.58
*Mar 12	at Auburn	7.0	5	3	2	1	9	2	0	0	1	0	1	1	0	6-3	25-0	4	0.64
*Mar 13	at Auburn	7.0	7	5	4	3	8	0	0	3	1	1	0	1	0	8-5	26-0	4	0.79
*Mar 14	at Auburn	6.2	6	5	4	5	7	0	0	2	1	0	0	0	0	4-5	26-1	4	0.93
Mar 16	WINTHROP	7.0	2	0	0	3	18	0	0	0	0	0	0	0	0	7-0	27-1	4	0.89
*Mar 18	TENNESSEE	7.0	2	0	0	1	4	0	0	0	0	0	0	1	0	5-0	28-1	4	0.86
*Mar 19	TENNESSEE	7.0	4	2	2	1	10	0	0	0	0	0	2	0	0	4-2	29-1	5	0.90
*Mar 20	TENNESSEE	7.0	1	0	0	1	8	0	0	0	0	0	2	0	0	3-0	30-1	5	0.87
*Mar 25	at LSU	7.0	5	0	0	3	8	1	0	0	0	0	0	1	0	3-0	31-1	5	0.84
*Mar 25	at LSU	9.0	4	0	0	8	9	0	0	0	0	0	1	1	0	3-0	32-1	5	0.80
*Mar 26	at LSU	7.0	5	2	0	2	7	1	0	0	0	0	1	1	0	6-2	33-1	6	0.78
*Apr 01	ALABAMA	7.0	9	2	2	1	6	2	0	0	0	0	0	0	0	1-2	33-2	6	0.81
*Apr 02	ALABAMA	7.0	6	2	2	4	7	1	0	1	0	0	0	0	0	3-2	34-2	7	0.85
*Apr 03	ALABAMA	7.0	4	3	1	1	7	1	0	0	0	0	1	0	0	0-3	34-3	7	0.85
Apr 06	at UCF	7.0	3	1	1	4	11	0	0	0	0	0	1	1	0	3-1	35-3	8	0.86
*Apr 08	at Ole Miss	6.0	2	0	0	4	7	0	0	0	1	0	1	0	0	8-0	36-3	8	0.84
*Apr 09	at Ole Miss	7.0	4	1	0	0	7	0	0	0	0	0	0	0	0	6-1	37-3	8	0.82
*Apr 10	at Ole Miss	7.0	4	2	2	5	11	0	0	1	0	0	1	0	0	4-2	38-3	9	0.85
Apr 13	FLORIDA STATE	12.0	4	0	0	4	16	0	0	0	0	0	2	2	0	1-0	39-3	9	0.81
Apr 16	ULL	7.0	2	1	1	1	13	1	0	0	0	0	2	0	0	5-1	40-3	9	0.81
Apr 16	ULL	5.0	5	1	1	0	2	0	0	1	0	0	1	0	0	14-1	41-3	9	0.82
Apr 17	ULL	7.0	5	0	0	4	11	1	0	0	0	0	0	0	0	3-0	42-3	9	0.80
Apr 20	USF	7.0	4	0	0	2	10	0	0	0	0	0	0	0	0	3-0	43-3	10	0.79
*Apr 22	MISSISSIPPI STAT	5.0	0	0	0	3	4	0	0	0	0	0	0	2	0	16-0	44-3	10	0.77
*Apr 23	MISSISSIPPI STAT	7.0	5	3	3	3	8	2	1	0	0	0	2	0	0	6-3	45-3	11	0.82
*Apr 24	MISSISSIPPI STAT	10.0	3	1	1	6	9	0	0	1	0	0	1	0	0	3-1	46-3	11	0.82
*Apr 29	at Texas A&M	6.0	5	3	2	1	9	0	0	1	1	0	0	1	0	14-3	47-3	12	0.85
*Apr 30	at Texas A&M	7.0	7	3	3	0	4	0	0	2	0	0	1	0	0	7-3	48-3	12	0.89
*May 01	at Texas A&M	6.0	7	6	3	6	12	0	0	1	1	0	2	0	1	4-6	48-4	12	0.94
May 04	at Florida State	7.0	2	1	1	2	10	0	0	1	1	0	1	1	0	7-1	49-4	12	0.94
*May 06	ARKANSAS	5.0	3	0	0	0	5	0	0	0	0	0	0	1	0	9-0	50-4	12	0.93
*May 07	ARKANSAS	7.0	2	0	0	0	16	1	0	0	0	0	0	0	0	5-0	51-4	12	0.91
*May 08	ARKANSAS	5.0	0	0	0	1	10	0	0	0	0	0	0	0	0	8-0	52-4	12	0.89
Totals		367.2	197	60	47	117	486	21	1	15	23	1	33	26	1	350-60	52-4	12	0.89

2016 Florida Softball
Statistics Summary for Florida (as of May 10, 2016)
(All games)

Record: 52-4 Home: 21-2 Away: 13-2 Neutral: 18-0 SEC: 20-4

Date	Opponent	Score	Player	avg	gp-gs	ab	r	h	2b	3b	hr	rbi	bb	hbp	so	sb-att
2/12	vs Illinois State	w 11-0	21 Kayli Kvistad	.408	54-51	130	24	53	6	0	11	60	31	5	12	1-1
2/13	vs #2 Michigan	w 8-0	18 Amanda Lorenz	.401	56-56	162	53	65	13	1	7	44	43	3	18	10-12
2/14	vs Virginia Tech	w 8-0	52 Justine McLean	.357	54-47	112	24	40	0	0	0	9	12	0	20	12-14
2/14	at USF	w 11-1	23 Nicole DeWitt	.343	56-55	137	36	47	5	0	6	36	33	19	21	4-6
2/17	JACKSONVILLE	w 6-0	24 Kirsti Merritt	.329	55-55	152	46	50	4	0	8	42	29	13	15	13-14
2/17	JACKSONVILLE	w 10-0	7 Kelsey Stewart	.319	56-56	188	55	60	6	2	3	17	27	3	15	14-15
2/19	vs UAB	w 8-0	25 Janell Wheaton	.309	53-46	123	22	38	4	2	6	36	28	2	14	3-4
2/19	vs Stephen F. Austin	w 6-2	1 Aubree Munro	.289	52-50	135	20	39	6	1	3	28	15	4	12	0-1
2/20	vs Omaha	w 9-0	12 Taylore Fuller	.243	56-56	140	30	34	2	1	8	32	26	13	36	3-3
2/20	vs Elon	w 3-1	49 Taylor Schwarz	.169	54-17	65	16	11	0	1	2	11	14	3	15	4-6
2/21	vs Jacksonville State	w 10-0	-----													
2/25	vs #10 UCLA	w 2-1	8 Aleshia Ocasio	.455	17-5	22	6	10	1	1	1	3	0	1	3	1-1
2/25	vs NC State	w 5-2	20 Theresa Swertfager	.333	4-0	3	0	1	0	0	0	0	0	0	0	0-0
2/26	vs #8 Washington	w 3-1	19 Chelsea Herndon	.167	33-6	36	2	6	0	0	1	5	0	0	3	0-0
2/26	vs Nebraska	w 8-0	28 Brooke Clemens	.143	9-0	7	0	1	0	0	0	1	1	0	3	0-0
2/27	vs Utah	w 1-0	0 Alex Voss	.059	34-9	17	11	1	0	0	0	0	3	0	3	0-1
3/3	ILLINOIS STATE	w 7-2	47 Lily Mann	.000	26-0	3	5	0	0	0	0	0	2	0	0	2-2
3/4	vs FIU	w 3-1	33 Delanie Gourley	.000	2-0	2	0	0	0	0	0	0	0	0	0	0-0
3/5	vs South Alabama	w 9-0	11 Kelly Barnhill	.000	2-2	2	0	0	0	0	0	0	1	0	0	0-0
3/5	vs FIU	w 10-0	Totals	.318	56	1436	350	456	47	9	56	324	265	66	190	67-80
3/6	vs Illinois State	w 11-1	Opponents	.156	56	1263	60	197	21	1	15	51	117	33	486	4-10
3/6	vs Florida A&M	w 4-1	LOB - Team (423), Opp (268). DPs turned - Team (26), Opp (12). TPs turned - Team													
3/9	SOUTH DAKOTA	w 9-0	(1). IBB - Team (2), Munro 1, Kvistad 1, Opp (1). Picked off - Lorenz 2, Voss 1,													
3/9	SOUTH DAKOTA	w 9-0	DeWitt 1.													
3/12	at #3 Auburn	w 6-3	Player	era	w-l	app	gs	cg	sh	sv	ip	h	r	er	bb	so
3/13	at #3 Auburn	w 8-5	8 Aleshia Ocasio	0.71	19-1	31	15	10	6	6	128.0	85	16	13	21	127
3/14	at #3 Auburn	L 4-5	33 Delanie Gourley	0.76	18-3	32	19	11	8	5	138.2	66	22	15	44	202
3/16	WINTHROP	w 7-0	11 Kelly Barnhill	1.32	15-0	24	22	7	6	1	101.0	46	22	19	52	157
3/18	#16 TENNESSEE	w 5-0	Totals	0.89	52-4	56	56	28	27	12	367.2	197	60	47	117	486
3/19	#16 TENNESSEE	w 4-2	Opponents	6.47	4-52	56	56	21	1	2	341.2	456	350	316	265	190
3/20	#16 TENNESSEE	w 3-0	PB - Team (5), Munro 5, Opp (16). Pickoffs - Team (2), Munro 2, Opp (5). SBA/ATT -													
3/25	at #7 LSU	w 3-0	Munro (3-8), Gourley (3-6), Ocasio (1-4), Wheaton (1-1).													
3/25	at #7 LSU	w 3-0	Score by innings	1	2	3	4	5	6	7	8	9	EX	Total		
3/26	at #7 LSU	w 6-2	Florida	74	38	89	45	45	36	17	0	3	3	350		
4/1	#6 ALABAMA	L 1-2	Opponents	6	5	9	8	11	17	4	0	0	0	60		
4/2	#6 ALABAMA	w 3-2	Win-loss breakouts: Day 34-3; Night 18-1; vs Left 8-0; vs Right 44-4;													
4/3	#6 ALABAMA	L 0-3	1-run games 4-2; 2-run games 7-1; 5+run games 27-0; Extra inns 3-0; Shutouts 27-1.													
4/6	at UCF	w 3-1	Current streak: Won 4; Longest winning streak: 26; Longest losing streak: 1.													
4/8	at Ole Miss	w 8-0	Attendance: Home 29759 (avg 1293); Away 45872 (avg 1390); Total 75631 (avg 1350).													
4/9	at Ole Miss	w 6-1														
4/10	at Ole Miss	w 4-2														
4/13	#8 FLORIDA STATE	w 1-0														
4/16	#5 ULL	w 5-1														
4/16	#5 ULL	w 14-1														
4/17	#5 ULL	w 3-0														
4/20	#23 USF	w 3-0														
4/22	MISSISSIPPI STATE	w 16-0														
4/23	MISSISSIPPI STATE	w 6-3														
4/24	MISSISSIPPI STATE	w 3-1														
4/29	at #18 Texas A&M	w 14-3														
4/30	at #18 Texas A&M	w 7-3														
5/1	at #18 Texas A&M	L 4-6														
5/4	at #5 Florida State	w 7-1														
5/6	ARKANSAS	w 9-0														
5/7	ARKANSAS	w 5-0														
5/8	ARKANSAS	w 8-0														

* = Conference game