



# **FLORIDA BASEBALL**

2016 MEDIA SUPPLEMENT

# FLORIDA BASEBALL 2016 MEDIA SUPPLEMENT

## TABLE OF CONTENTS

### GENERAL INFORMATION

Quick Facts . . . . . 1  
 Covering the Gators . . . . . 2  
 Florida's Primary Media Outlets . . . . . 3

### 2016 SEASON PREVIEW

2016 Florida Roster/Squad Analysis . . . . . 4  
 Radio/TV Spotting Chart . . . . . 5  
 2016 Squad Breakdown . . . . . 6  
 2016 Schedule . . . . . 7  
 Gator Baseball on the Air . . . . . 8  
 Alfred A. McKethan Stadium at Perry Field . . . . . 9-11  
 Florida Baseball Complex . . . . . 12

### COACHES AND STAFF

Head Coach Kevin O'Sullivan . . . . . 14-18  
 Assistant Coach Craig Bell . . . . . 19  
 Assistant Coach Brad Weitzel . . . . . 20  
 Volunteer Assistant Coach Lars Davis . . . . . 21  
 Florida Baseball Support Staff . . . . . 22-25

### PLAYER PROFILES

Veterans (Alphabetical) . . . . . 27-51  
 Newcomers (Alphabetical) . . . . . 52-55

### 2016 OPPONENTS

Opponents . . . . . 57-61  
 Opponent Contact Directory . . . . . 61  
 University of Florida Communications Office . . . . . 62

### THE SOUTHEASTERN CONFERENCE

This Is the SEC . . . . . 64  
 2016 SEC Composite Schedule . . . . . 65-67  
 2016 SEC & NCAA Tournament Information . . . . . 68  
 2015 SEC Standings/Tournament Results . . . . . 69  
 2015 All-SEC Honors & Awards . . . . . 69  
 Overall Team Statistics/Batting & Pitching Leaders . . . . . 70-71

### 2015 SEASON IN REVIEW

Review . . . . . 73-77  
 Individual Honors . . . . . 78  
 Game-by-Game Results . . . . . 79  
 Final Overall/SEC Statistics . . . . . 80-81  
 Florida's Superlatives/Miscellaneous Statistics/  
 Home Run Summary . . . . . 82-84

### HISTORY

All-America Honors . . . . . 86-87  
 Honors & Awards . . . . . 88-91  
 Gators in the SEC Tournament . . . . . 92  
 Florida's SEC Tournament Records . . . . . 93  
 Gators in the NCAA Tournament . . . . . 94-95  
 Florida's NCAA Tournament Records . . . . . 96  
 College World Series Teams . . . . . 97-103  
 Gators on Draft Day . . . . . 104-106  
 Gators in the Major Leagues . . . . . 107-108  
 All-Time Letterwinners . . . . . 109-111  
 Year-by-Year Records/All-Time Coaching Records . . . . . 112  
 Remembering Coach Fuller . . . . . 113

All-Time Series Records . . . . . 114  
 Year-by-Year Results & Scores/Final Polls . . . . . 115-129

### RECORDS

Individual & Team Records . . . . . 131-132  
 Individual Season Batting,  
 Fielding & Pitching Records . . . . . 133-134  
 Single-Season Records by Position . . . . . 135  
 Individual Career Records . . . . . 136-137  
 Team Season Records . . . . . 138  
 The Last Time . . . . . 139  
 Yearly Batting & Pitching Statistics . . . . . 140-141  
 Yearly Statistical Leaders . . . . . 142-146



## FLORIDA BASEBALL QUICK FACTS

### GENERAL INFORMATION

**Location:** . . . . . Gainesville, Fla. (pop. 124,491)  
**Founded:** . . . . . 1853  
**Enrollment:** . . . . . 49,878  
**Nickname:** . . . . . Gators  
**Colors:** . . . . . Orange (PMS 172) & Blue (PMS 287)  
**Affiliation:** . . . . . NCAA Division I  
**Conference:** . . . . . Southeastern (SEC), Eastern Division  
**President:** . . . . . Dr. W. Kent Fuchs (Duke '77)  
**Athletics Director:** . . . . . Jeremy Foley (Hobart '74)  
**Executive Associate A.D. – Baseball:** . . . . . Chip Howard  
 (Rhode Island '84)  
**Faculty Representative:** . . . . . Dr. Michael Sagas (Utah '92)  
**Athletics Department Phone:** . . . . . (352) 375-4683  
**Ticket Office Phone:** . . . . . (352) 375-GoUF, ext. 6800  
**Athletics Department Website:** . . . . . FloridaGators.com  
**Gator Baseball Twitter Account:** . . . . . @GatorsBB  
**Gator Baseball Instagram Account:** . . . . . floridabaseball

### BASEBALL STAFF INFORMATION

**Head Coach:** . . . . . Kevin O'Sullivan (Virginia '91)  
**O'Sullivan's Career Record/Record at UF:** . . . . . 344-173  
 (.665)/Eight Years  
**Best Time to Contact O'Sullivan:** . . . . . Contact SID  
**Baseball Office Phone:** . . . . . (352) 375-4683, ext. 4457  
**Baseball Office Fax:** . . . . . (352) 381-3942  
**Assistant Coaches:** . . . . . Craig Bell (North Florida '89)  
 Brad Weitzel (Georgia '83)  
**Volunteer Assistant Coach:** . . . . . Lars Davis (Illinois '15)  
**Athletic Trainer:** . . . . . Jon Michelini (Florida '01)  
**Strength & Conditioning Coordinator:** . . . . . Paul Chandler  
 (Harding '03)  
**Assistant Director of Student Services:** . . . . . Ann Hughes  
 (Washington '78)  
**Assistant Director of Athletic Equipment:** . . . . . Edmund Boyd  
 (Arkansas '89)

**Director of Baseball Operations:** . . . . . Buddy Munroe  
 (Florida '13)  
**Video Coordinator:** . . . . . Travis Kwok (Florida '08)

### STADIUM INFORMATION

**Home Field:** . . . . . Alfred A. McKethan  
 Stadium at Perry Field  
**Capacity:** . . . . . 5,500  
**Field Dimensions:** . . . . . LF-326, CF-400, RF-321  
**Alleys:** . . . . . LC-365, RC-375  
**Surface:** . . . . . Natural Grass

### 2016 TEAM INFORMATION

**2015 Overall Record:** . . . . . 52-18 (.743)  
**2015 SEC Record (Finish):** . . . . . 19-11 (.633)  
 (2nd SEC East, 4th Overall)  
**Home Record:** . . . . . 33-6 (.846) (10-5 SEC)  
**Away Record:** . . . . . 11-8 (.579) (9-6 SEC)  
**Neutral Site Record:** . . . . . 8-4 (.667)  
**Postseason:** . . . . . 4-1 at SEC Tourney (Champion);  
 3-0 at NCAA Gainesville Regional; 2-0 at NCAA Gainesville Super Regional; 3-2 at NCAA College World Series  
 (Tied for 3rd)  
**Letterwinners Returning/Lost:** . . . . . 18/14  
**Position Starters Returning/Lost:** . . . . . 6/3  
**Position Players Returning/Lost:** . . . . . 12/6  
**Pitchers Returning/Lost:** . . . . . 7/9  
**Newcomers:** . . . . . 12

### PROGRAM HISTORY

**First Year of Baseball:** . . . . . 1912 (2016 is 102nd season)  
**All-Time Record:** . . . . . 2,398-1,520-24 (.611)  
**All-Time SEC Record:** . . . . . 956-633-2  
 (.602, 79 seasons since 1933)  
**NCAA Tournament Record:** . . . . . 93-66 (.585)  
**College World Series Appearances:** . . . . . 9 (1988, 1991,  
 1996, 1998, 2005, 2010, 2011, 2012, 2015)

**College World Series Record:** . . . . . 14-19 (.424)  
**NCAA Super Regional Appearances:** . . . . . 7 (2004, 2005,  
 2009, 2010, 2011, 2012, 2015)  
**NCAA Super Regional Titles:** . . . . . 5 (2005, 2010,  
 2011, 2012, 2015)  
**NCAA Super Regional Record:** . . . . . 10-5 (.667)  
**NCAA Regional Appearances:** . . . . . 31 (1958, 1960,  
 1962, 1977, 1979, 1981, 1982, 1984, 1985, 1988,  
 1989, 1991, 1992, 1994, 1996, 1997, 1998, 2000,  
 2001, 2002, 2003, 2004, 2005, 2008, 2009, 2010,  
 2011, 2012, 2013, 2014, 2015)  
**NCAA Regional Titles:** . . . . . 11 (1988, 1991,  
 1996, 1998, 2004, 2005, 2009, 2010, 2011, 2012,  
 2015)  
**NCAA Regional Record:** . . . . . 69-42 (.622)  
**SEC Championships:** . . . . . 13 (1952, 1956,  
 1962, 1981, 1982, 1984, 1988, 1996, 1998, 2005,  
 2010, 2011, 2014)  
**SEC Eastern Division Championships:** . . . . . 22 (1960,  
 1962, 1968, 1969, 1977, 1978, 1979, 1980, 1981,  
 1982, 1983, 1984, 1985, 1992, 1996, 1997, 1998,  
 2005, 2009, 2010, 2011, 2014)  
**SEC Tournament Championships:** . . . . . 7 (1981, 1982,  
 1984, 1988, 1991, 2011, 2015)  
**SEC Tournament Record:** . . . . . 62-59 (.512)  
 (35 appearances)

### MEDIA SUPPLEMENT CREDITS

The 2016 Gator Baseball Media Supplement was written and compiled by John Hines of the University of Florida Athletics Communications Department.

Design/Typesetting/Production: Summit Athletic Media  
 (www.summitathletics.com)

## COVERING THE GATORS



**John Hines**  
UF Baseball Contact

The University of Florida Communications Department looks forward to serving the members of the media during the 2016 Gator Baseball season. If you will be attending a game at Alfred A. McKethan Stadium at Perry Field, please take a few moments to review the items of interest appearing below.

Requests for working press space and photographic

privileges should be made through the Communications Department. If this publication does not answer your questions or you need further assistance, please contact John Hines in the Florida Communications Department at (352) 375-4683, ext. 6100.

### COMMUNICATIONS DEPARTMENT

The Florida Communications Department is located on the third floor of Ben Hill Griffin Stadium, across Gale Lemerand Drive from the Stephen C. O'Connell Center. Enter the stairwell to the left of Gate 1 at Florida Field.

#### Mailing Address:

University Athletic Association  
P.O. Box 14485  
Gainesville, FL 32604-2485

#### Communications Overnight Address:

Ben Hill Griffin Stadium/Central Receiving  
121 Gale Lemerand Drive  
Gainesville, FL 32611

**General Phone:** (352) 375-4683, ext. 6100

**Baseball Office:** (352) 375-4683, ext. 4457

**Baseball Press Box:** (352) 375-4683, ext. 4355, 4356

**Fax Machine:** (352) 375-4809

**E-Mail:** johnh@gators.ufl.edu

### MEDIA SERVICES

The 2016 Florida Baseball Media Supplement was compiled and written for the benefit of all readers interested in learning detailed information regarding the University, coaches, staff and student-athletes of the Gator Baseball program. Any additional media information, special requests or needs should be directed to the UF Communications Department, specifically John Hines. Members of the media are also supplied with weekly release packages that contain updated statistics, features and preview information.

### CREDENTIALS AND PRESS GATE

All media attending Florida baseball home games must present a media pass for admission to McKethan Stadium. Credentials for home games are issued for working media only and should be requested as early as possible, or at least 24 hours in advance, to John Hines. The press entrance is also the main entrance to McKethan Stadium directly next to the football practice facility. Credentials not mailed or picked up will be left at the ticket booth at this entrance and may be picked up by showing proper identification. Florida reserves the right to refuse any credential request deemed not to be in the best interest of the University.

### PARKING

Parking is available in the Stephen C. O'Connell Center lot and parking garage located directly across Gale Lemerand Drive from the football stadium and off of SW 2nd Avenue.

If the schedule changes warrant it, the Florida Communications Department reserves the right to issue parking credentials with priority given to regular beat writers.

### McKETHAN STADIUM GROUND RULES

- The ball is in play from dugout to dugout. A ball entering the dugout, including railings, is considered dead (Book rule).
- If a catch is made (possession established) and a player then falls into the dugout, the hitter is out and runners advance one base. If the player does not fall into the dugout, the ball is in play.
- If a ball enters the tarp area and a player loses sight of it, it is dead (Book rule). If the ball bounces out, it is in play.
- A ball that wedges in-between the outfield fence and billboard is a ground-rule double (Book rule).
- A ball that bounces off the front of any television camera stand is in play. However, if the ball crosses the plane of the TV stand, it is considered dead.
- All balls that enter still photography areas are live.

### INTERVIEW POLICY

Player interviews are arranged through the Communications Department. We will do our best to coordinate an interview time that is convenient to both the student-athlete and the media member. The best time to interview an athlete or head coach Kevin O'Sullivan is during the afternoon before practice. Following each game, O'Sullivan will do a brief interview with the Gator Baseball Radio Network and then meet with the media near home plate. Following individual games, players will be available upon request after a 10-minute cooling-off period. They will be brought into the area behind home plate for those interviews. All interview requests should be provided to a Florida Communications Department representative in the press box prior to the conclusion of the game. The UF clubhouse is closed to the media.

### PHOTOGRAPHERS

In accordance with NCAA rules and regulations, all photographers are required to shoot from inside the photo boxes marked on the playing field. These designated areas are located down the first and third-base lines beyond each dugout. There are to be no cameras allowed behind the center field fence other than the originating TV network. Photographers are also not permitted in or between the dugouts. Please stay within these parameters.

### PRACTICE INFORMATION

Gator Baseball practices are open and both the media and public are welcome to attend. Practice is generally held from 2:30-6 p.m. at McKethan Stadium. To verify practice days and times, contact John Hines.

### PRESS BOX SERVICES

Updated cumulative statistics, game notes and scorecards, along with team rosters and media guides, will be available in the press box at each home game. A final NCAA box score and play-by-play will be furnished to the media at the completion of each game. An official scorer is assigned to all home games, and John Hines will keep the media informed of all scoring decisions, notable facts and records. McKethan Stadium's award-winning press box will be available for writers to work from after each game.

### TELEPHONES/FAX MACHINE

There will be several working press box telephones for credit card or collect call use by members of the working media. There are also several pay phones on the stadium concourse level. Fax service will also be available upon request for the purpose of transmitting box scores after each game.

### VISITING RADIO

The UF Radio Network has ordered two courtesy lines for use by members of visiting radio. If additional lines are needed, contact Susan Fisher at Bell South at (800) 781-0063. The courtesy line numbers are (352) 335-4516 and (352) 335-4570.

## FLORIDAGATORS.COM

### GATORS ON THE WORLD WIDE WEB

The official website of University of Florida athletics, **FloridaGators.com**, features news, scores and statistics for all Gator sports, as well as video coverage, photo galleries, gear from the Online Gator SportShop and more. It is the Internet's number one source for Gator sports news and information. Television and radio broadcast information is regularly updated on the "Composite Schedule" page, found under the "Fan Info" tab of FloridaGators.com's main menu. FloridaGators.com also offers FREE live streaming audio of every Gator game. Fans can also follow the Gator Baseball program at [www.twitter.com/GatorsBB](http://www.twitter.com/GatorsBB).

### SOUTHEASTERN CONFERENCE

Ben Beaty will handle all information requests related to baseball at the Southeastern Conference. The SEC's address is 2201 Richard Arrington Blvd. North, Birmingham, AL 35203-1103. The SEC's telephone number is (205) 458-3010, and the Web site address is [www.secsports.com](http://www.secsports.com).

### WEATHER INFORMATION

The Florida Communications Department provides weather updates prior to all baseball games. Please call the Gator Weather Line at (352) 375-4683, ext. 3044.

# FLORIDA'S PRIMARY MEDIA OUTLETS

## BEAT WRITERS

## PHONE

|  |                |
|--|----------------|
| The Gainesville Sun – Pat Dooley (dooleyp@gvillesun.com) P.O. Box 147147, Gainesville 32614                    | (352) 374-5053 |
| Daytona Beach News-Journal – Brent Woronoff (brent.woronoff@news-jrnl.com) 901 6th Street, Daytona Beach 32117 | (386) 252-1511 |
| Florida Times-Union – Garry Smits (garry.smits@jacksonville.com) P.O. Box 1949, Jacksonville 32231             | (305) 450-8594 |
| Florida Today – David Jones (dajones@floridatoday.com) P.O. Box 419000, Melbourne 32941                        | (321) 480-1986 |
| The Lakeland Ledger – Rick Brown (rick.brown@theledger.com) P.O. Box 408, Lakeland 33802                       | (863) 802-7569 |
| Miami Herald – Jesse Simonton (re.simonton@gmail.com) 9301 SW 167th Street, Miami 33157                        | (352) 262-8543 |
| Orlando Sentinel – Edgar Thompson (egthompson@orlandosentinel.com) 633 N. Orange Avenue, Orlando 32801         | (407) 883-5143 |
| Palm Beach Post – Anthony Chiang (anthony_chiang@pbpost.com) P.O. Box 24700, West Palm Beach 33416             | (305) 450-8461 |
| Sarasota Herald-Tribune – Mic Huber (srgmic@verizon.net) 1741 Main Street, Sarasota 34236                      | (941) 957-5170 |
| Tampa Bay Times – Matt Baker (mbaker@tampabay.com) 490 First Avenue South, St. Petersburg, 33701               | (352) 317-1795 |
| Tampa Tribune – stories@tampatrib.com 200-202 S. Parker Street, Tampa 33606                                    | (813) 259-7600 |

## WIRE SERVICES

|   |                |
|---|----------------|
| Associated Press – Mark Long (mlong@ap.org) 4872 NW 42nd Road, Unit #104, Gainesville 32606 | (305) 594-5825 |
|---|----------------|

## CAMPUS MEDIA

|   |                |
|---|----------------|
| ESPN 93.7/850 – Steve Russell (srussell@wruf.com) P.O. Box 1444, Gainesville 32604  | (352) 392-6397 |
| The Independent Florida Alligator – Patrick Pinak (ppinak@alligator.org), Luis Torres (ltorres@alligator.org) P.O. Box 14257, Gainesville 32604 | (352) 376-4458 |

## UAA

|  |                       |
|--|-----------------------|
| Mick Hubert – Play-by-Play (mickh@gators.ufl.edu) UAA, P.O. Box 14485, Gainesville 32604 | (352) 375-4683, x6600 |
|--|-----------------------|

## GATORVISION

|   |                      |
|---|----------------------|
| Jon Rubin – Assistant Athletics Director (jonr@gators.ufl.edu) UAA, P.O. Box 14485, Gainesville 32604           | (352) 375-4683 x6629 |
| Dennis Black – Senior Producer (dennisb@gators.ufl.edu) UAA, P.O. Box 14485, Gainesville 32604                  | (352) 375-4683 x6646 |
| Mike Griffin – Director of SEC Network Operations (mikeg@gators.ufl.edu) UAA, P.O. Box 14485, Gainesville 32604 | (352) 375-4683 x6620 |
| Garreth Gutierrez – Production Specialist (garrethg@gators.ufl.edu) UAA, P.O. Box 14485, Gainesville 32604      | (352) 375-4683 x6633 |

## SPECIALTY PUBLICATIONS

|  |                |
|--|----------------|
| Fightin' Gator – Bob Redman (bob_redman67@yahoo.com), 3800 SW 20th Avenue, Apt. 309, Gainesville 32607 | (352) 214-4292 |
| Gator Bait – Thomas Goldkamp (reporter@thomasgoldkamp.com) P.O. Box 358877, Gainesville 32635          | (352) 682-4897 |
| Gator Country – Nick de la Torre (nick@gatorcounty.com) 2620 NW 48th Place Gainesville 32605           | (954) 560-2578 |

## RADIO STATIONS

|  |                      |
|--|----------------------|
| NBC Sports Radio – Mark McLeod (mark@floridasportstalk.fm) 2320 NE 2nd Street, Ocala 34470 | (352) 598-5635       |
| WBXY – Terry Norville (terry@thestar.fm) 4424 NW 13th Street, Suite C-5, Gainesville 32609 | (352) 372-3700       |
| WFJX – David Lamm (davidlamm@clearchannel.com) 5430 Whitney Street, Jacksonville 32227     | (904) 642-3030 x5073 |
| WTKT – John Boyer (jboyer@entercom.com) 3600 NW 43rd Street, Suite B, Gainesville 32606    | (352) 277-0985       |
| WZNZ – Frank Frangie (frankfrangie@aol.com) 7845 Baymeadows Way, Jacksonville 32256        | (904) 730-0706 x21   |

## TELEVISION STATIONS

|   |                     |
|---|---------------------|
| Gainesville Television Network – Phil Bryne (pbyrne@mygtn.tv) 1703 NW 80th Blvd., Gainesville 32606                         | (810) 348-0228      |
| FOX Sports Florida – Eric Esteban (eric.esteban@foxsports.net) 500 East Broward Blvd., Suite 105, Ft. Lauderdale 33394      | (954) 375-3634      |
| WCJB (ABC) – Adam Solomon (asolomon@wcjb.com), Zach Aldridge (wzaldridge@gmail.com), 6220 NW 43rd Street, Gainesville 32653 | (352) 377-2020 x246 |
| WESH (NBC) – Pat Clarke (pclarke@hearst.com) 1021 N. Wymore Road, Winter Park 32789   | (407) 539-7846      |
| WFLA (NBC) – Dave Cook (dcook@wfla.com) P.O. Box 1410, Tampa 33601  | (813) 228-8888      |
| WFTV (ABC) – Zach Klein (zach.klein@wftv.com) 490 E. South Street, Orlando 32801  | (407) 822-8359      |
| WJXT (IND) – Sam Kouvaris (sam@wjxt.com) 4 Broadcast Place, Jacksonville 32207  | (904) 393-9831      |
| WKMG (CBS) – David Pingalore (dpingalore@local6.com) 4466 John Young Parkway, Orlando 32804                                 | (407) 521-1348      |
| WTLV (NBC) – Dan Hicken (danhicken@firstcoastnews.com) 1070 E. Adams Street, Jacksonville 32202                             | (904) 354-1212      |
| WTVT (FOX) – Kevin O'Donnell (odonnell@wTVT.com) 3213 W. Kennedy Blvd., Tampa 33609   | (813) 870-9731      |

## NATIONAL BASEBALL MEDIA OUTLETS

|  |                |
|--|----------------|
| Baseball America – Teddy Cahill (tcahill@enthusiastnetwork.com), Michael Lananna (mlananna@enthusiastnetwork.com) P.O. Box 2089, Durham, NC 27702        | (800) 845-2726 |
| Collegiate Baseball – Lou Pavlovich (lou@baseballnews.com) P.O. Box 50566, Tucson, AZ 85703  | (520) 623-4530 |
| College Baseball Insider – Phil Stanton (phil@collegebaseballinsider.com), Sean Ryan (sean@collegebaseballinsider.com) P.O. Box 8235, Richmond, VA 23226 | (804) 285-8142 |
| College Baseball Lineup – Nick Herfordt (nick@cblines.com) 2048 N. 50th Street, Omaha, NE 68104  | (402) 321-2269 |
| D1Baseball.com – Aaron Fitt (aaron@d1baseball.com), Kendall Rogers (kendall@d1baseball.com) 13252 Hamilton Street, Omaha NE 68154                        | (979) 229-4092 |
| NCBWA – Russell Anderson (rdanderson@c-usa.org) 5201 N. O'Connor Blvd., Suite 300, Irving, TX 75039  | (214) 774-1351 |
| Perfect Game USA – Patrick Ebert (pebert@perfectgame.org) 1420 1st Avenue NE Suite 203, Cedar Rapids, IA 52402   | (319) 298-2923 |
| USA Baseball – Kevin Jones (kevinjones@usabaseball.com) 403 Blackwell Street, Durham, NC 27701   | (919) 474-8721 |

# 2016 FLORIDA GATORS

## NUMERICAL ROSTER

| No. | Name             | Pos.    | Ht.  | Wt. | B/T | Cl. | Exp. | Hometown/High School (Previous School)                      |
|-----|------------------|---------|------|-----|-----|-----|------|---|
| 3   | Dane Dunning     | RHP     | 6-3  | 205 | R/R | Jr. | 2L   | Fleming Island, Fla./Clay                                   |
| 4   | Mike Rivera      | C       | 5-10 | 200 | R/R | So. | 1L   | Venice, Fla./Venice   |
| 5   | Dalton Guthrie   | INF     | 5-11 | 175 | R/R | So. | 1L   | Sarasota, Fla./Venice                                       |
| 6   | Jonathan India   | INF     | 6-0  | 195 | R/R | Fr. | HS   | Coral Springs, Fla./American Heritage                       |
| 8   | Deacon Liput     | INF     | 5-10 | 190 | L/R | Fr. | HS   | Oviedo, Fla./Oviedo   |
| 9   | Christian Hicks  | INF     | 6-4  | 210 | S/R | So. | 1L   | St. Augustine, Fla./The Bolles School                       |
| 10  | A.J. Puk         | LHP/1B  | 6-7  | 230 | L/L | Jr. | 2L   | Cedar Rapids, Iowa/Washington                               |
| 11  | MacGregor Hines  | RHP     | 6-0  | 200 | R/R | Fr. | HS   | College Station, Texas/College Station                      |
| 12  | Blake Reese      | INF     | 5-11 | 180 | S/R | Fr. | HS   | Tallahassee, Fla./Lincoln                                   |
| 13  | Jackson Kowar    | RHP     | 6-5  | 180 | R/R | Fr. | HS   | Charlotte, N.C./Charlotte Christian                         |
| 14  | Hunter Bowling   | LHP     | 6-7  | 215 | R/L | Fr. | HS   | Lake Worth, Fla./American Heritage                          |
| 15  | Eddy Demurias    | INF/RHP | 6-0  | 180 | R/R | Fr. | HS   | Miami, Fla./Miami Killian                                   |
| 16  | Jason Lombardozi | INF     | 5-11 | 185 | S/R | Sr. | 2L   | Chambersburg, Pa./Chambersburg (College of Central Florida) |
| 17  | Michael Byrne    | RHP     | 6-2  | 205 | R/R | Fr. | HS   | Orlando, Fla./Olympia                                       |
| 20  | Peter Alonso     | INF     | 6-2  | 225 | R/R | Jr. | 2L   | Tampa, Fla./Plant   |
| 21  | Alex Faedo       | RHP     | 6-5  | 220 | R/R | So. | 1L   | Tampa, Fla./Alonso  |
| 22  | JJ Schwarz       | C       | 6-2  | 215 | R/R | So. | 1L   | Palm Beach Gardens, Fla./Palm Beach Gardens                 |
| 23  | Buddy Reed       | OF      | 6-4  | 210 | S/R | Jr. | 2L   | Finksburg, Md./St. George's School (R.I.)                   |
| 24  | Jeremy Vasquez   | 1B/OF   | 6-0  | 205 | L/L | So. | 1L   | Palm City, Fla./Martin County                               |
| 25  | Danny Reyes      | OF      | 6-2  | 215 | R/R | Fr. | HS   | Miami Springs, Fla./Mater Academy                           |
| 26  | Nick Horvath     | OF/LHP  | 5-11 | 175 | R/L | So. | TR   | Jupiter, Fla./Palm Beach Gardens (Santa Fe)                 |
| 27  | Nelson Maldonado | INF     | 5-10 | 190 | R/R | Fr. | HS   | Tampa, Fla./Jefferson                                       |
| 28  | Mark Kolozsvary  | C       | 5-9  | 190 | R/R | So. | 1L   | Tavares, Fla./Tavares                                       |
| 29  | Mike Fahrman     | C       | 6-0  | 200 | R/R | Sr. | 3L   | Tampa, Fla./Alonso  |
| 30  | Scott Moss       | LHP     | 6-5  | 220 | L/L | So. | RS   | Deltona, Fla./DeLand  |
| 32  | Logan Shore      | RHP     | 6-2  | 215 | R/R | Jr. | 2L   | Coon Rapids, Minn./Coon Rapids                              |
| 37  | Shaun Anderson   | RHP     | 6-5  | 230 | R/R | Jr. | 2L   | Coral Springs, Fla./American Heritage                       |
| 39  | Frank Rubio      | RHP     | 6-0  | 190 | R/R | Jr. | 2L   | Miami Shores, Fla./St. Thomas Aquinas                       |
| 51  | Brady Singer     | RHP     | 6-5  | 190 | R/R | Fr. | HS   | Leesburg, Fla./Eustis                                       |
| 57  | Kirby Sneed      | LHP     | 6-0  | 200 | L/L | Jr. | 2L   | Alachua, Fla./Santa Fe                                      |
| 66  | Ryan Larson      | OF      | 6-0  | 190 | R/R | Jr. | 2L   | Orlando, Fla./Dr. Phillips                                  |

## COACHING STAFF

**Head Coach:** 7-Kevin O'Sullivan (Virginia '91, 9th year at UF)  
**Assistant Coach:** 33-Craig Bell (North Florida '89, 9th year at UF)  
**Assistant Coach:** 42-Brad Weitzel (Georgia '83, 9th year at UF)  
**Volunteer Asst. Coach:** 31-Lars Davis (Illinois '15, 2nd year at UF)  
**Athletic Trainer:** Jon Michelini (Florida '01, 3rd year at UF)  
**Strength & Conditioning Coordinator:** Paul Chandler  
 (Harding '03, 7th year at UF)  
**Student Assistant Coach:** Josh Adams

## SUPPORT STAFF

**Assistant Director of Athletic Equipment:** Edmund Boyd  
**Assistant Director of Student Services:** Ann Hughes  
**Assistant Turf Coordinator:** Todd Campbell  
**Athletic Training Intern:** Chris Matarazzo  
**Baseball Communications Contact:** John Hines  
**Baseball Program Assistant:** Anthony Mele  
**Director of Baseball Operations:** Buddy Munroe  
**Nutritionist:** Stephanie Wilson  
**Strength & Conditioning Intern:** Wes Ulm  
**Student Managers:** R.J. Arena, Bo Boswell, Zach Cronin,  
 Garrett Hudson, Austin Lile, Mitchell Wydetic  
**Student Trainer:** Meghan Martin  
**Video Coordinator:** Travis Kwok

## SQUAD ANALYSIS

**Position Starters Returning/Lost:** 6/3  
**Letterwinners Returning/Lost:** 18/14  
**Total Players/Newcomers:** 31/12  
**Total Pitchers Returning/Lost:** 7/9  
**Class Breakdown:** 31 (Seniors-2; Juniors-9; Sophomores-9; Freshmen-11)  
**Newcomer Breakdown:** 12 (Freshmen-11; Sophomores-1)  
**States:** (Florida-25; Iowa-1; Maryland-1; Minnesota-1; North Carolina-1; Pennsylvania-1; Texas-1)  
**How they hit:** Right-22; Left-5; Switch-4  
**How they throw:** Right-25; Left-6  
**How they pitch:** Right-10; Left-5

## ALPHABETICAL ROSTER

**No. - Name (Pos.)**  
**20 - ALONSO,** Peter (INF)  
**37 - ANDERSON,** Shaun (RHP)  
**14 - BOWLING,** Hunter (LHP)  
**17 - BYRNE,** Michael (RHP)  
**15 - DEMURIAS,** Eddy (INF/RHP)  
**3 - DUNNING,** Dane (RHP)  
**21 - FAEDO,** Alex (RHP)  
**29 - FAHRMAN,** Mike (C)  
**5 - GUTHRIE,** Dalton (INF)  
**9 - HICKS,** Christian (INF)  
**11 - HINES,** MacGregor (RHP)  
**26 - HORVATH,** Nick (OF/LHP)  
**6 - INDIA,** Jonathan (INF)  
**28 - KOLOZSVARY,** Mark (C)  
**13 - KOWAR,** Jackson (RHP)  
**66 - LARSON,** Ryan (OF)  
**8 - LIPUT,** Deacon (INF)  
**16 - LOMBARDOZZI,** Jason (INF)  
**27 - MALDONADO,** Nelson (INF)  
**30 - MOSS,** Scott (LHP)  
**10 - PUK,** A.J. (LHP/1B)  
**23 - REED,** Buddy (OF)  
**12 - REESE,** Blake (INF)  
**25 - REYES,** Danny (OF)  
**4 - RIVERA,** Mike (C)  
**39 - RUBIO,** Frank (RHP)  
**22 - SCHWARZ,** JJ (C)  
**32 - SHORE,** Logan (RHP)  
**51 - SINGER,** Brady (RHP)  
**57 - SNEAD,** Kirby (LHP)  
**24 - VASQUEZ,** Jeremy (1B/OF)

## PRONUNCIATION GUIDE

**Michael Byrne:** burn  
**Eddy Demurias:** DEE-more-eee-us  
**Alex Faedo:** fye-A-doe  
**Mike Fahrman:** FAHRmen  
**Nick Horvath:** hore-vath  
**Mark Kolozsvary:** Ko-loz-sa-vari  
**Jackson Kowar:** CO-whar  
**Deacon Liput:** lip-UTT  
**Jason Lombardozi:** LOM-bar-DOE-zee  
**Nelson Maldonado:** mall-dah-NAH-doe  
**A.J. Puk:** puck  
**Daniel Reyes:** RAY-ess  
**Frank Rubio:** ROO-bee-o  
**JJ Schwarz:** schwartz  
**Jeremy Vasquez:** vahs-kwehzh  
**Brad Weitzel:** White-SELL


# RADIO/TV SPOTTING CHART



**#3**  
**DANE DUNNING**



**#4**  
**MIKE RIVERA**




**#5**  
**DALTON GUTHRIE**



**#6**  
**JONATHAN INDIA**



**#8**  
**DEACON LIPUT**



**#9**  
**CHRISTIAN HICKS**




**#10**  
**A.J. PUK**



**#11**  
**MACGREGOR HINES**



**#12**  
**BLAKE REESE**



**#13**  
**JACKSON KOWAR**



**#14**  
**HUNTER BOWLING**



**#15**  
**EDDY DEMURIAS**



**#16**  
**JASON LOMBARDOZZI**



**#17**  
**MICHAEL BYRNE**



**#20**  
**PETER ALONSO**



**#21**  
**ALEX FAEDO**



**#22**  
**JJ SCHWARZ**



**#23**  
**BUDDY REED**



**#24**  
**JEREMY VASQUEZ**



**#25**  
**DANNY REYES**



**#26**  
**NICK HORVATH**



**#27**  
**NELSON MALDONADO**



**#28**  
**MARK KOLOZSVARY**



**#29**  
**MIKE FAHRMAN**



**#30**  
**SCOTT MOSS**



**#32**  
**LOGAN SHORE**



**#37**  
**SHAUN ANDERSON**




**#39**  
**FRANK RUBIO**



**#51**  
**BRADY SINGER**



**#57**  
**KIRBY SNEAD**



**#66**  
**RYAN LARSON**



**#7**  
**KEVIN O'SULLIVAN**  
Head Coach



**#33**  
**CRAIG BELL**  
Assistant Coach



**#42**  
**BRAD WEITZEL**  
Assistant Coach



**#31**  
**LARS DAVIS**  
Vol. Assistant Coach

# 2016 SQUAD BREAKDOWN

## RETURNING PLAYERS (19) POSITION PLAYERS (12)

| Name              | Pos.  | Ht.  | Wt. | Cl. | GP/S  | Avg. | AB  | R  | H  | 2B-3B-HR | RBI | BB | SB-A  |
|-------------------|-------|------|-----|-----|-------|------|-----|----|----|----------|-----|----|-------|
| Peter Alonso      | 1B    | 6-2  | 225 | Jr. | 39/39 | .301 | 143 | 33 | 43 | 10-2-5   | 32  | 18 | 0-0   |
| Mike Fahrman      | C     | 6-0  | 200 | Sr. | 10/0  | .500 | 10  | 4  | 5  | 1-0-0    | 2   | 1  | 0-0   |
| Dalton Guthrie    | INF   | 5-11 | 175 | So. | 69/69 | .287 | 282 | 55 | 81 | 14-1-2   | 26  | 29 | 6-12  |
| Christian Hicks   | INF   | 6-4  | 210 | So. | 46/12 | .140 | 57  | 14 | 8  | 3-0-2    | 10  | 19 | 0-0   |
| Mark Kolozsvary   | C     | 5-9  | 190 | So. | 18/1  | .278 | 18  | 4  | 5  | 1-0-0    | 1   | 1  | 0-0   |
| Ryan Larson       | OF    | 6-0  | 190 | Jr. | 66/51 | .305 | 167 | 28 | 51 | 5-1-1    | 25  | 24 | 7-8   |
| Jason Lombardozzi | INF   | 5-11 | 185 | Sr. | 12/0  | .000 | 6   | 3  | 0  | 0-0-0    | 1   | 1  | 2-2   |
| A.J. Puk          | 1B    | 6-7  | 230 | Jr. | 11/8  | .261 | 23  | 2  | 6  | 3-0-0    | 1   | 3  | 0-0   |
| Buddy Reed        | OF    | 6-4  | 210 | Jr. | 69/69 | .305 | 282 | 51 | 86 | 14-5-4   | 47  | 27 | 18-26 |
| Mike Rivera       | C     | 5-10 | 200 | So. | 66/65 | .271 | 225 | 31 | 61 | 11-1-3   | 48  | 16 | 2-2   |
| JJ Schwarz        | C     | 6-2  | 215 | So. | 70/70 | .332 | 256 | 60 | 85 | 16-3-18  | 73  | 28 | 1-1   |
| Jeremy Vasquez    | 1B/OF | 6-0  | 205 | So. | 42/29 | .339 | 109 | 11 | 37 | 7-0-2    | 20  | 15 | 1/3   |

## PITCHERS (8)

| Name           | R/L | Ht. | Wt. | Cl. | ERA                      | W-L  | A/GS  | CG | ShO | SV | IP    | H  | R-ER  | BB | K   |
|----------------|-----|-----|-----|-----|--------------------------|------|-------|----|-----|----|-------|----|-------|----|-----|
| Shaun Anderson | RHP | 6-5 | 230 | Jr. | 4.09                     | 0-0  | 16/1  | 0  | 0/1 | 0  | 22.0  | 20 | 11-10 | 6  | 21  |
| Dane Dunning   | RHP | 6-3 | 205 | Jr. | 4.03                     | 5-2  | 16/14 | 0  | 0/0 | 0  | 60.1  | 48 | 28-27 | 23 | 55  |
| Alex Faedo     | RHP | 6-5 | 220 | So. | 3.23                     | 6-1  | 19/12 | 0  | 0/0 | 0  | 61.1  | 59 | 25-22 | 16 | 59  |
| Scott Moss     | LHP | 6-5 | 220 | Jr. | did not play last season |      |       |    |     |    |       |    |       |    |     |
| A.J. Puk       | LHP | 6-7 | 230 | Jr. | 3.81                     | 9-4  | 17/14 | 1  | 1/0 | 0  | 78.0  | 59 | 36-33 | 35 | 104 |
| Frank Rubio    | RHP | 6-0 | 190 | Jr. | 3.20                     | 0-1  | 15/0  | 0  | 0/1 | 0  | 19.2  | 20 | 7-7   | 3  | 6   |
| Logan Shore    | RHP | 6-2 | 215 | Jr. | 2.72                     | 11-6 | 19/19 | 2  | 0/3 | 0  | 112.1 | 97 | 35-34 | 24 | 84  |
| Kirby Sneed    | LHP | 6-0 | 200 | Jr. | 3.15                     | 1-0  | 28/0  | 0  | 0/0 | 1  | 34.1  | 36 | 12-12 | 6  | 33  |

## NEWCOMERS (12)

| Name             | Pos.    | Ht.  | Wt. | B/T | Cl.-Exp. | Hometown/High School (Previous School)      |
|------------------|---------|------|-----|-----|----------|---|
| Hunter Bowling   | LHP     | 6-7  | 215 | R/L | Fr.-HS   | Lake Worth, Fla./American Heritage          |
| Michael Byrne    | RHP     | 6-2  | 205 | R/R | Fr.-HS   | Orlando, Fla./Olympia                       |
| Eddy Demurias    | INF/RHP | 6-0  | 180 | R/R | Fr.-HS   | Miami, Fla./Miami Killian                   |
| MacGregor Hines  | RHP     | 6-0  | 200 | R/R | Fr.-HS   | College Station, Texas/College Station      |
| Nick Horvath     | OF/LHP  | 5-11 | 175 | R/L | So.-TR   | Jupiter, Fla./Palm Beach Gardens (Santa Fe) |
| Jonathan India   | INF     | 6-0  | 195 | R/R | Fr.-HS   | Coral Springs, Fla./American Heritage       |
| Jackson Kowar    | RHP     | 6-5  | 180 | R/R | Fr.-HS   | Charlotte, N.C./Charlotte Christian         |
| Deacon Liput     | INF     | 5-10 | 190 | L/R | Fr.-HS   | Oviedo, Fla./Oviedo                         |
| Nelson Maldonado | INF     | 5-10 | 190 | R/R | Fr.-HS   | Tampa, Fla./Jefferson                       |
| Blake Reese      | INF     | 5-11 | 180 | S/R | Fr.-HS   | Tallahassee, Fla./Lincoln                   |
| Danny Reyes      | OF      | 6-2  | 215 | R/R | Fr.-HS   | Miami Springs, Fla./Mater Academy           |
| Brady Singer     | RHP     | 6-5  | 190 | R/R | Fr.-HS   | Leesburg, Fla./Eustis                       |

## KEY LOSSES (8)

### POSITION PLAYERS (3)

| Name           | Pos. | Ht.  | Wt. | GP/S  | Avg. | AB  | R  | H  | 2B-3B-HR | RBI | BB | SB-A  |
|----------------|------|------|-----|-------|------|-----|----|----|----------|-----|----|-------|
| Harrison Bader | OF   | 6-0  | 190 | 67/67 | .297 | 256 | 53 | 76 | 16-1-17  | 66  | 33 | 8-13  |
| Richie Martin  | SS   | 6-0  | 185 | 70/70 | .291 | 265 | 63 | 77 | 11-4-6   | 36  | 35 | 20-28 |
| Josh Tobias    | 3B   | 5-10 | 205 | 65/60 | .355 | 231 | 60 | 82 | 14-5-5   | 46  | 23 | 11-13 |

## PITCHERS (5)

| Name         | R/L | Ht.  | Wt. | ERA  | W-L | A/GS | CG | ShO | SV | IP   | H  | R-ER  | BB | K  |
|--------------|-----|------|-----|------|-----|------|----|-----|----|------|----|-------|----|----|
| Eric Hanhold | RHP | 6-5  | 205 | 4.26 | 1-0 | 14/4 | 0  | 0/1 | 0  | 25.1 | 28 | 12-12 | 11 | 23 |
| Taylor Lewis | RHP | 6-0  | 170 | 1.33 | 6-2 | 31/0 | 0  | 0/0 | 7  | 54.0 | 42 | 15-8  | 15 | 32 |
| Bobby Poyner | LHP | 6-0  | 205 | 2.56 | 5-2 | 26/1 | 0  | 0/1 | 4  | 63.1 | 52 | 20-18 | 6  | 58 |
| Aaron Rhodes | RHP | 5-11 | 190 | 3.73 | 2-0 | 17/1 | 0  | 0/0 | 0  | 31.1 | 21 | 14-13 | 14 | 31 |
| Danny Young  | LHP | 6-2  | 200 | 2.15 | 2-0 | 20/1 | 0  | 0/0 | 2  | 29.1 | 29 | 14-7  | 9  | 24 |

## 2016 FLORIDA BASEBALL SCHEDULE

| Date                     | Opponent                       | Location           | Time              |
|--------------------------|--------------------------------|--------------------|-------------------|
| <b>Fri., Feb. 19</b>     | <b>FLORIDA GULF COAST</b>      | <b>GAINESVILLE</b> | <b>7:00 p.m.</b>  |
| <b>Sat., Feb. 20</b>     | <b>FLORIDA GULF COAST</b>      | <b>GAINESVILLE</b> | <b>4:00 p.m.</b>  |
| <b>Sun., Feb. 21</b>     | <b>FLORIDA GULF COAST</b>      | <b>GAINESVILLE</b> | <b>1:00 p.m.</b>  |
| <b>Tues., Feb. 23</b>    | <b>EASTERN MICHIGAN</b>        | <b>GAINESVILLE</b> | <b>7:00 p.m.</b>  |
| Wed., Feb. 24            | vs. Eastern Michigan           | Lakeland, Fla.     | 7:00 p.m.         |
| Fri., Feb. 26            | at Miami (FL)                  | Coral Gables, Fla. | 7:00 p.m.         |
| Sat., Feb. 27            | at Miami (FL)                  | Coral Gables, Fla. | 7:00 p.m.         |
| Sun., Feb. 28            | at Miami (FL)                  | Coral Gables, Fla. | 1:00 p.m.         |
| Tues., March 1           | at UCF                         | Orlando, Fla.      | 6:30 p.m.         |
| <b>Wed., March 2</b>     | <b>UCF</b>                     | <b>GAINESVILLE</b> | <b>7:00 p.m.</b>  |
| <b>Fri., March 4</b>     | <b>DARTMOUTH</b>               | <b>GAINESVILLE</b> | <b>7:00 p.m.</b>  |
| <b>Sat., March 5</b>     | <b>DARTMOUTH</b>               | <b>GAINESVILLE</b> | <b>4:00 p.m.</b>  |
| <b>Sun., March 6</b>     | <b>DARTMOUTH</b>               | <b>GAINESVILLE</b> | <b>12:00 p.m.</b> |
| Tues., March 8           | at UNF                         | Jacksonville, Fla. | 6:00 p.m.         |
| <b>Wed., March 9</b>     | <b>UNF</b>                     | <b>GAINESVILLE</b> | <b>7:00 p.m.</b>  |
| <b>Fri., March 11</b>    | <b>HARVARD</b>                 | <b>GAINESVILLE</b> | <b>7:00 p.m.</b>  |
| <b>Sat., March 12</b>    | <b>HARVARD</b>                 | <b>GAINESVILLE</b> | <b>4:00 p.m.</b>  |
| <b>Sun., March 13</b>    | <b>HARVARD</b>                 | <b>GAINESVILLE</b> | <b>1:00 p.m.</b>  |
| <b>Tues., March 15</b>   | <b>FLORIDA STATE</b>           | <b>GAINESVILLE</b> | <b>7:00 p.m.</b>  |
| <b>Fri., March 18</b>    | <b>MISSOURI*</b>               | <b>GAINESVILLE</b> | <b>7:00 p.m.</b>  |
| <b>Sat., March 19</b>    | <b>MISSOURI*</b>               | <b>GAINESVILLE</b> | <b>7:00 p.m.</b>  |
| <b>Sun., March 20</b>    | <b>MISSOURI*</b>               | <b>GAINESVILLE</b> | <b>1:00 p.m.</b>  |
| <b>Tues., March 22</b>   | <b>FLORIDA ATLANTIC</b>        | <b>GAINESVILLE</b> | <b>7:00 p.m.</b>  |
| Fri., March 25           | at Kentucky*                   | Lexington, Ky.     | 6:30 p.m.         |
| Sat., March 26           | at Kentucky*                   | Lexington, Ky.     | 2:00 p.m.         |
| Sun., March 27           | at Kentucky*                   | Lexington, Ky.     | 1:00 p.m.         |
| Tues., March 29          | vs. Florida State              | Jacksonville, Fla. | 6:00 p.m.         |
| <b>Fri., April 1</b>     | <b>TEXAS A&amp;M*</b>          | <b>GAINESVILLE</b> | <b>7:00 p.m.</b>  |
| <b>Sat., April 2</b>     | <b>TEXAS A&amp;M*</b>          | <b>GAINESVILLE</b> | <b>7:30 p.m.</b>  |
| <b>Sun., April 3</b>     | <b>TEXAS A&amp;M*</b>          | <b>GAINESVILLE</b> | <b>2:00 p.m.</b>  |
| <b>Tues., April 5</b>    | <b>JACKSONVILLE</b>            | <b>GAINESVILLE</b> | <b>7:00 p.m.</b>  |
| <b>Fri., April 8</b>     | <b>MISSISSIPPI STATE*</b>      | <b>GAINESVILLE</b> | <b>5:30 p.m.</b>  |
| <b>Sat., April 9</b>     | <b>MISSISSIPPI STATE*</b>      | <b>GAINESVILLE</b> | <b>7:00 p.m.</b>  |
| <b>Sun., April 10</b>    | <b>MISSISSIPPI STATE*</b>      | <b>GAINESVILLE</b> | <b>4:00 p.m.</b>  |
| Tues., April 12          | at Florida State               | Tallahassee, Fla.  | 6:00 p.m.         |
| Thurs., April 14         | at Arkansas*                   | Fayetteville, Ark. | 9:00 p.m.         |
| Fri., April 15           | at Arkansas*                   | Fayetteville, Ark. | 7:35 p.m.         |
| Sat., April 16           | at Arkansas*                   | Fayetteville, Ark. | 2:05 p.m.         |
| <b>Tues., April 19</b>   | <b>JACKSONVILLE</b>            | <b>GAINESVILLE</b> | <b>7:00 p.m.</b>  |
| <b>Thurs., April 21</b>  | <b>GEORGIA*</b>                | <b>GAINESVILLE</b> | <b>7:30 p.m.</b>  |
| <b>Fri., April 22</b>    | <b>GEORGIA*</b>                | <b>GAINESVILLE</b> | <b>7:00 p.m.</b>  |
| <b>Sat., April 23</b>    | <b>GEORGIA*</b>                | <b>GAINESVILLE</b> | <b>2:00 p.m.</b>  |
| Fri., April 29           | at South Carolina*             | Columbia, S.C.     | 7:00 p.m.         |
| Sat., April 30           | at South Carolina*             | Columbia, S.C.     | 4:00 p.m.         |
| Sun., May 1              | at South Carolina*             | Columbia, S.C.     | 1:30 p.m.         |
| <b>Tues., May 3</b>      | <b>BETHUNE-COOKMAN</b>         | <b>GAINESVILLE</b> | <b>7:00 p.m.</b>  |
| Fri., May 6              | at Tennessee*                  | Knoxville, Tenn.   | 6:00 p.m.         |
| Sat., May 7              | at Tennessee*                  | Knoxville, Tenn.   | 4:00 p.m.         |
| Sun., May 8              | at Tennessee*                  | Knoxville, Tenn.   | 2:00 p.m.         |
| <b>Tues., May 10</b>     | <b>USF</b>                     | <b>GAINESVILLE</b> | <b>7:00 p.m.</b>  |
| <b>Fri., May 13</b>      | <b>VANDERBILT*</b>             | <b>GAINESVILLE</b> | <b>7:00 p.m.</b>  |
| <b>Sat., May 14</b>      | <b>VANDERBILT*</b>             | <b>GAINESVILLE</b> | <b>4:00 p.m.</b>  |
| <b>Sun., May 15</b>      | <b>VANDERBILT*</b>             | <b>GAINESVILLE</b> | <b>1:00 p.m.</b>  |
| Thurs., May 19           | at LSU*                        | Baton Rouge, La.   | 7:30 p.m.         |
| Fri., May 20             | at LSU*                        | Baton Rouge, La.   | 7:00 p.m.         |
| Sat., May 21             | at LSU*                        | Baton Rouge, La.   | 3:00 p.m.         |
| Tues.-Sun., May 24-29    | at SEC Tournament              | Hoover, Ala.       | TBA               |
| Fri.-Mon., June 3-6      | NCAA Regionals                 | 16 campus sites    | TBA               |
| Fri.-Mon., June 10-13    | NCAA Super Regionals           | 8 campus sites     | TBA               |
| Sat.-Wed., June 18-28/29 | 70th NCAA College World Series | Omaha, Neb.        | TBA               |

All Times Eastern; **BOLD CAPS** indicate home games

\*SEC game; SEC Tournament is played at the Hoover Metropolitan Stadium in Hoover, Ala.

# GATOR BASEBALL ON THE AIR



## GATOR IMG SPORTS NETWORK

The complete 56-game regular-season schedule will be carried on the Gator IMG Sports Network and made available to all statewide affiliates. The entire SEC schedule and the matchups with Sunshine State rivals Florida State and Miami will be carried on Country 103.7 The Gator, while the remainder of the games will be aired on ESPN 95.3 FM/AM 850. For more details, please call the Gator Radio Network at (800) 34-GATOR, ext. 6600.

Former Gator pitcher **Jeff Cardozo** will anchor the game-day coverage for nearly every contest and be joined by other broadcast crew members, including the "Voice of the Gators," **Mick Hubert** and ESPN 95.3 FM/AM 850 Sports Director **Steve Russell**.

## 2016 GATOR BASEBALL NETWORK AFFILIATES

- Gainesville – ESPN 850
- Gainesville – ESPN 95.3
- Gainesville - Country 103.7 The Gator
- Jacksonville - WFXJ-AM 930



## GATORZONE ON TV



Now in its 14th season, GatorZone features all of the latest news and information on Gator athletics. Join hosts **Jeff Cardozo** and **Megan Parler** every Wednesday at 5:30 p.m. on FOX Sports Sun as they keep you up-to-date on all things Orange and Blue. Plus, enjoy in-depth coverage of your favorite Gator student-athletes from UF's GatorVision Staff, as we highlight their accomplishments both on and off the field. GatorZone - the award-winning show for The Gator Nation.



## WHAT IS THE SEC NETWORK?

A channel developed by ESPN and the Southeastern Conference to serve fans of one of the nation's most elite conferences - the SEC.

## WHERE CAN I FIND THE SEC NETWORK CHANNEL?

To locate which station the SEC Network is on in your area, visit [www.GetSECNetwork.com](http://www.GetSECNetwork.com) and input your zip code and TV service provider (e.g. Cox, Brighthouse, DIRECTV, etc.).

## HOW IS THIS DIFFERENT THAN OTHER CONFERENCE OR SINGLE-SCHOOL NETWORKS?

This collaboration between the SEC and ESPN combines unparalleled content from one of the most competitive conferences in the country with the industry-leading production quality fans expect from ESPN. This is a national sports network.



## SEC NETWORK +

### WHAT IT IS:

Also referred to as SEC Network Plus, this is the digital platform for the SEC Network showcasing live SEC athletic events, inclusive of:

- 550+ digital-only events not available on TV
- SEC Network overflow events

### HOW TO WATCH IT:

- SEC Network + is only available through WatchESPN (accessible through the WatchESPN app and on SECNetwork.com)
- To access SEC Network + on WatchESPN, fans must sign in with their credentials from a participating TV provider

## THE SEC NETWORK AND GATORVISION ONLINE:

- **GatorVision.tv** will continue to showcase Gator features, weekly updates and postgame highlights and interviews
- **GatorVision.tv** will no longer broadcast live games or replays of games – all of those events will now air through SEC Network +
- Almost every Gator baseball game at home not on television will be available for viewing via SEC Network +

## THE GATORS ON TELEVISION (1988-PRESENT)

- 665 appearances since the 1988 campaign
- Florida is averaging 35 games on television each season during Kevin O'Sullivan's eight-year tenure
- Few schools can boast the Gators' extensive television coverage
- UF's total of 58 games on television in 2015 was a school record and the Orange and Blue was 42-16 (.724) on the small screen
- Last year, the team's final 28 games were aired live, including the last 14 nationally on the SEC Network, ESPN and ESPN2
- UF appeared on six different networks last year

| Season | TV Games | Season        | TV Games   |
|--------|----------|---------------|------------|
| 2015   | 58       | 2000          | 18         |
| 2014   | 34       | 1999          | 12         |
| 2013   | 26       | 1998          | 19         |
| 2012   | 35       | 1997          | 15         |
| 2011   | 42       | 1996          | 23         |
| 2010   | 38       | 1995          | 17         |
| 2009   | 25       | 1994          | 21         |
| 2008   | 21       | 1993          | 19         |
| 2007   | 24       | 1992          | 16         |
| 2006   | 20       | 1991          | 23         |
| 2005   | 30       | 1990          | 20         |
| 2004   | 21       | 1989          | 17         |
| 2003   | 16       | 1988          | 19         |
| 2002   | 18       | <b>Total:</b> | <b>665</b> |
| 2001   | 18       |               |            |

The chart represents regular-season and postseason games combined.



**MICK HUBERT**  
"VOICE OF THE GATORS"



**NICK BELMONTE**  
UF BASEBALL 1976-77



**JEFF CARDOZO**  
UF BASEBALL 1998-2000



**STEVE RUSSELL**

## ALFRED A. MCKETHAN STADIUM AT PERRY FIELD



The University of Florida is home to one of the top college baseball facilities in the nation – Alfred A. McKethan Stadium at Perry Field. The friendly confines of McKethan Stadium have been an important ingredient to the success of Gator baseball for over two decades. Since its opening in 1988, the Orange and Blue has been one of the toughest teams in the nation to defeat at home in posting a 779-266 (.745) record during the span.

Head coach Kevin O'Sullivan boasts a 231-69 (.770) record at McKethan Stadium in his eight-year tenure and Florida is an eye-popping 56-13 (.812) in three-game series on his watch. The Gators put together a school-record 24-game home winning streak between April 24, 2010-March 8, 2011, and have swept five Regionals and claimed four Super Regionals held on their own turf under O'Sullivan.

Over the past decade, over one million fans have enjoyed watching the Gators take the field against elite programs from across the nation each season. In fact, McKethan Stadium at Perry Field was ranked among the top collegiate baseball stadiums in the nation according to Baseball America in its January 1998 issue. UF's home field was listed No. 7 and was ranked as the best stadium and field in the Sunshine State.

Florida's success on the diamond has led to unparalleled accomplishments for the school at the gates over the past decade, recording the top-10 single-game crowds and the five biggest three-game series totals. During that time frame, UF has drawn 38 crowds in excess of 5,000 fans and established a single-game record with 6,108 fans for the final game of the series against LSU on April 7, 2012. In 2011, the Gators established a school record for total attendance (153,904) and their season average of 3,935 fans in 2012 was the highest in school history.

McKethan Stadium boasts a capacity of 5,500, including 5,100 grandstand seats and 400 bleacher seats extending down the outfield lines in left field. In 1998, when the squad reached the College World Series for the fourth time, the Gators' success helped Florida attract over 105,262 fans that season, setting then-school records for total attendance and per game average (2,631 fans).

As a result of its top attendance marks, Florida has been selected to host an NCAA Regional, one of the true tests for a collegiate baseball facility, 13 times. UF played host to Regional action in 1989, 1991, 1992, 1996, 1998, 2002,

2005, 2009, 2010, 2011, 2012, 2014 and 2015, and also hosted the 1989 Southeastern Conference Tournament, 2005, 2009, 2010, 2011, 2012 and 2015 NCAA Super Regionals at the venue. The Gators have certainly benefited from their home crowd, having advanced to the CWS from Gainesville on eight occasions: 1991, 1996, 1998, 2005, 2010, 2011, 2012 and 2015.

In addition to the entertaining brand of college baseball, fans enjoy spacious seating close to the field in the beautiful Florida sun. They are treated to theatre-like field-level seating, quality concession areas, an outstanding scoreboard featuring up-to-date player statistics, clean restrooms and abundant parking, along with a first-class press box for media covering the Gator program.

Always looking to improve its facilities, McKethan Stadium underwent a \$350,000 plaza development project in 1996 that produced a new main entrance and created a plaza/courtyard atmosphere for fans surrounding the main grandstand. Construction over the previous summer had added 1,000 seats to the main grandstand to replace seating lost through prior construction and press box expansion.

The press box was rebuilt during the fall of 1996 with the aid of an additional gift of \$300,000 from Mr. McKethan. The actual playing field, one of the best in the SEC, underwent an upgrade during the summer of 1997, with the field leveled and new grass planted. Capacity was also increased to 5,000 at that time, with seats added along the left-field line and beyond the left-field fence. During the 2003 off-season, a brand-new Gator skin outfield fence and a padded backstop were attached. The infield and pitching mound were also graded and leveled and more outfield drainage was added. Lights were first installed at the stadium in 1977 thanks to a generous contribution from New York Yankees' owner George Steinbrenner, a Bull Gator booster.

McKethan Stadium is complemented by the \$5-million-dollar Lemerand Athletic Center located on Stadium Road cornering up to James G. Pressly Stadium at Percy Beard Track and McKethan Stadium at Perry Field. It is a multistory 46,000-square-foot building that provides locker rooms, equipment storage, training and sports medicine, along with coaches' offices for the Gator softball, track & field and volleyball programs.

A \$13-million dollar expansion to McKethan Stadium and the Lemerand Athletic Center that was completed in

### MCKETHAN STADIUM ATTENDANCE NOTES

Florida baseball has...

- Attracted nearly 800,000 fans during the 1990's and drawn over 1,720,700 fans in the 2000's
- Averaged over 2,000+ fans per game in 17 of the last 20 years
- Averaged over 1,000+ fans per game for 27-consecutive years
- Welcomed over 80,000+ fans per season in 17 of the last 20 years
- Totaled over 50,000+ fans per season for 22-straight seasons
- Registered 38 crowds over 5,000 fans
- Ranked among the nation's top-15 schools in college baseball attendance in 16 of the last 18 seasons
- Rated among the nation's top-25 schools in attendance for 20-consecutive seasons
- Hosted 13 NCAA Regionals and six Super Regionals in Gainesville since the introduction of McKethan Stadium

September of 2006 enhances Florida's complex even more. The construction project resulted in additional stadium seating and a baseball-specific building that includes a training facility, video room, offices and locker rooms, as well as a new bullpen/batting cage building with concessions and an upper deck overlooking the playing field. A high-resolution Daktronics video board was introduced beyond the right-field fence during the 2012 campaign that provides fans with even more statistical information about the game and spotlights other Gator events on campus.

The Don and Irene Disney Plaza overlooks left field and is a spectacular vantage point for all of the action. Other major donors for the project included Gary and Nancy Condron, Rob Gidel, Tommy Oakley, the late George Sanders and W. Kelly Smith.

# ALFRED A. MCKETHAN STADIUM AT PERRY FIELD

## DIMENSIONS (IN FEET)

Left: 326  
 Left Center: 365  
 Center: 400  
 Right Center: 375  
 Right: 321  
 Surface: Natural Grass

## YEAR-BY-YEAR RECORD AT ALFRED A. MCKETHAN STADIUM PERRY FIELD

| Year           | GP/Dates           | Att.             | Avg.         | Record         | Pct.        |
|----------------|--------------------|------------------|--------------|----------------|-------------|
| 1988           | 33/27              | 26,020           | 964          | 27-6           | .818        |
| 1989           | 43/37              | 72,600           | 1,962        | 32-11          | .744        |
| 1990           | 36/28              | 43,950           | 1,570        | 22-14          | .611        |
| 1991           | 38/29              | 58,634           | 2,002        | 32-6           | .840        |
| 1992           | 41/36              | 88,312           | 2,453        | 30-11          | .732        |
| 1993           | 35/31              | 45,685           | 1,474        | 23-12          | .657        |
| 1994           | 37/35              | 58,883           | 1,682        | 29-8           | .783        |
| 1995           | 33/32              | 57,151           | 1,786        | 26-7           | .788        |
| 1996           | 39/38              | 91,123           | 2,398        | 32-7           | .821        |
| 1997           | 36/36              | 88,539           | 2,459        | 29-7           | .806        |
| 1998           | 40/40              | 105,262          | 2,631        | 35-5           | .875        |
| 1999           | 36/36              | 82,236           | 2,284        | 22-14          | .611        |
| 2000           | 36/35              | 63,385           | 1,811        | 25-11          | .694        |
| 2001           | 36/36              | 53,312           | 1,480        | 26-10          | .722        |
| 2002           | 41/41              | 86,251           | 2,103        | 32-9           | .780        |
| 2003           | 37/36              | 67,033           | 1,862        | 31-6           | .839        |
| 2004           | 36/36              | 80,686           | 2,241        | 27-9           | .750        |
| 2005           | 43/43              | 112,110          | 2,607        | 32-11          | .744        |
| 2006           | 35/35              | 123,022          | 3,514        | 19-16          | .543        |
| 2007           | 34/33              | 106,956          | 3,241        | 17-17          | .500        |
| 2008           | 33/31              | 96,235           | 3,104        | 27-6           | .818        |
| 2009           | 40/40              | 119,252          | 2,981        | 30-10          | .750        |
| 2010           | 36/36              | 126,195          | 3,505        | 33-3           | .917        |
| 2011           | 41/41              | 153,904          | 3,753        | 34-7           | .829        |
| 2012           | 39/39              | 153,484          | 3,935        | 31-8           | .795        |
| 2013           | 36/36              | 126,421          | 3,511        | 20-16          | .556        |
| 2014           | 36/36              | 115,059          | 3,196        | 23-13          | .639        |
| 2015           | 39/39              | 138,441          | 3,549        | 33-6           | .846        |
| <b>Totals:</b> | <b>1,045/1,007</b> | <b>2,540,741</b> | <b>2,431</b> | <b>779-266</b> | <b>.745</b> |

## TOP CROWDS IN MCKETHAN STADIUM-PERRY FIELD HISTORY

| Rank | Att.  | Opponent      | Date    |
|------|-------|---------------|---------|
| 1.   | 6,108 | LSU           | 4/7/12  |
| 2.   | 6,081 | Miami (FL)    | 2/21/15 |
| 3.   | 6,005 | Florida State | 3/13/12 |
| 4.   | 5,930 | Florida State | 3/15/11 |
| 5.   | 5,827 | Florida State | 3/17/15 |
| 6.   | 5,793 | LSU           | 4/6/12  |
| 7.   | 5,783 | Miami (FL)    | 6/12/10 |
| 8.   | 5,772 | Florida State | 6/6/15  |
| 9.   | 5,771 | Duke          | 2/15/13 |
| 10.  | 5,719 | Florida State | 3/18/08 |
| 11.  | 5,709 | Florida State | 6/5/15  |
| 12.  | 5,698 | Florida State | 6/11/05 |
| 13.  | 5,663 | Florida State | 3/31/04 |
| 14.  | 5,657 | Florida State | 3/18/14 |
|      | 5,657 | Florida State | 2/27/99 |

## TOP TWO-GAME SERIES

| Rank | Att.   | Opponent      | Dates        |
|------|--------|---------------|--------------|
| 1.   | 11,481 | Florida State | 6/5-6/6/15   |
| 2.   | 11,212 | Miami (FL)    | 6/11-6/12/10 |
| 3.   | 10,948 | Florida State | 6/10-6/11/05 |
| 4.   | 10,860 | Florida State | 2/27-2/28/99 |
| 5.   | 10,422 | Florida State | 2/19-2/20/00 |

## TOP THREE-GAME SERIES

| Rank | Att.   | Opponent            | Dates        |
|------|--------|---------------------|--------------|
| 1.   | 16,388 | LSU                 | 4/5-4/7/12   |
| 2.   | 14,838 | South Carolina      | 3/25-3/27/11 |
| 3.   | 14,619 | Georgia             | 5/14-5/16/10 |
| 4.   | 14,476 | Miami (FL)          | 2/20-2/22/15 |
| 5.   | 14,389 | Cal State Fullerton | 2/17-2/19/12 |

## TOP MID-WEEK ATTENDANCE

| Rank | Att.  | Opponent      | Date    |
|------|-------|---------------|---------|
| 1.   | 6,005 | Florida State | 3/13/12 |
| 2.   | 5,930 | Florida State | 3/15/11 |
| 3.   | 5,827 | Florida State | 3/17/15 |
| 4.   | 5,719 | Florida State | 3/18/08 |
| 5.   | 5,663 | Florida State | 3/31/04 |

## TOP THREE-GAME OPENING SERIES

| Rank | Att.   | Opponent            | Dates        |
|------|--------|---------------------|--------------|
| 1.   | 14,389 | Cal State Fullerton | 2/17-2/19/12 |
| 2.   | 14,003 | USF                 | 2/18-2/20/11 |
| 3.   | 13,242 | Duke                | 2/15-2/17/13 |
| 4.   | 11,668 | Maryland            | 2/14-2/16/14 |
| 5.   | 11,505 | Cincinnati          | 2/10-2/12/06 |

## TOP OPENING NIGHT CROWDS

| Rank | Att.  | Opponent            | Date    |
|------|-------|---------------------|---------|
| 1.   | 5,771 | Duke                | 2/15/13 |
| 2.   | 5,356 | Cal State Fullerton | 2/17/12 |
| 3.   | 5,169 | Miami (FL)          | 2/6/99  |
| 4.   | 5,157 | USF                 | 2/18/11 |
| 5.   | 4,941 | Tampa               | 2/1/92  |

## BEST COLLEGE BASEBALL STADIUMS

Source: January 1998 Baseball America

- Arkansas (Baum Stadium)
- Hawaii (Rainbow Stadium)
- Auburn (Plainsman Park)
- Mississippi State (Dudy Noble Field)
- San Diego State (Tony Gwynn Stadium)
- Fresno State (Beiden Field)
- FLORIDA (McKethan Stadium)**
- Clemson (Tiger Field)
- Texas A&M (Olsen Field)
- Arizona State (Packard Stadium)
- Ohio State (Bill Davis Stadium)
- Texas (Disch-Falk Field)
- Georgia (Foley Field)
- Tennessee (Lindsey Nelson Stadium)
- Long Beach State (Blair Field)

## GATOR FANS' CODE OF CONDUCT


Gator fans are widely known for their enthusiasm, team support, hospitality and sportsmanship. Our image is shaped not only by our student-athletes, coaches, students and faculty, but by our fans as well. Our goal is to create a first-class environment to lend support to our team while maintaining a safe and fun atmosphere for visiting fans as well.

## PROHIBITED BEHAVIOR

Rowdy, threatening, or inconsiderate behavior, such as standing in the aisles, portals or concourses, profane and abusive language, smoking in public areas, fighting, and drunkenness will not be tolerated and can result in ejection, arrest, and/or loss of season-ticket privileges. Throwing of any objects in the stands, including paper and plastic cups will also be prohibited. Should you observe any of this disruptive behavior, please notify your nearest law enforcement officer.

NCAA policy prevents fans from entering the dugout area or field of play unless they are properly credentialed or accompanied by an authorized staff member. Violators are subject to arrest.

## ALFRED A. MCKETHAN (1908-2002)



A native Floridian, Mr. Alfred A. McKethan distinguished himself in his profession and service to the state of Florida. He served as President and Chief Executive Officer of the Sun Bank and Trust

Company (formerly Hernando State Bank) from 1942-94, at which time he retired. At the age of 38, McKethan became the youngest president of the Florida Bankers Association. Along with his brother, John W. McKethan, he established the Brooksville Rock Company, which later became known as the Florida Mining and Materials Corporation.

McKethan was also a citrus grower, serving as the Director and Chairman of the Brooksville Citrus Growers Association for 40 years, and as Director of the Florida Citrus Exchange for 15 years. He was a board member and Chairman for the Florida State Road Department and was the first Chairman of the Southwest Florida Water Management District. In addition, the Sunshine Skyway Bridge across Tampa Bay was due in part from the works of McKethan, as well as the initial planning of the Florida Turnpike.

He received his Bachelor of Science degree in Business Administration from the University of Florida as an honors graduate in 1931, and maintained close ties as an alumnus. In 1981, it was McKethan who became the first eminent scholar under a new law that provided matching funds from the state to create chairs at Florida universities if the private sector donated \$600,000. He later made his donation to UF's College of Business Administration. Also active on campus, McKethan was a member of the President's Council, a long-time Bull Gator and had been an instrumental and active member of Gator Boosters.

A Distinguished Director of Gator Boosters, he was a major benefactor to the University of Florida in many ways over the years. An avid baseball fan, McKethan attended games whenever possible each Gator season. The original 1988 stadium construction and refurbishment was made possible through his generous \$2.4-million contribution. In 1996, college baseball's fanciest and most luxurious press box was rebuilt with the aid of an additional gift of \$300,000 from McKethan.

"When you talk of Gator spirit and love for the University," said former Florida football coach Steve Spurrier, "Alfred McKethan embodies what that is all about."

McKethan passed away in April of 2002 at the age of 93 and the Gator players and coaching staff honored him by wearing black A.A.M. patches on their hats. His initials were also put above the scoreboard at the stadium bearing his name.

# ALFRED A. MCKETHAN STADIUM AT PERRY FIELD

## ENFORCEMENT

Individuals found violating any policies can be removed from the stadium. Non-students, while not affected by the Student Conduct Code, are subject to arrest and prosecution under applicable laws and state statutes. Students involved in such activities or other disruptive behavior will also be subject to disciplinary action through the office of Student Services and University of Florida's Code of Student Conduct. Students enjoy the rights and privileges that accrue to membership in a university community and are subject to the responsibilities which accompany that membership. The University Athletic Association reserves the right to remove the ticket holder from the premises if in the sole opinion of the security personnel his or her conduct endangers or disrupts the players, coaches, officials or fans. Gator Athletics thanks you for your support.

## ORIGIN OF PERRY FIELD

Perry Field is named for Carl E. "Tootie" Perry, a lineman for the Gator football team in 1916 and from 1919-21. A Gainesville product, his family owned the land where the current baseball stadium and track are located. They donated to the University with the stipulation that the field be named for their son.

## DRIVING DIRECTIONS TO MCKETHAN STADIUM

### *From the Gainesville Regional Airport*

Take a right turn out of Airport onto NE 39th Avenue. Turn left onto Waldo Road at the first traffic light. Turn right onto University Avenue and follow the road until Ben Hill Griffin Stadium is on the left. Take a left onto Lemerand Drive, the road between the football stadium and the O'Connell Center (white dome). Take a right onto Stadium Road at the traffic light. McKethan Stadium will be on the right.

### FROM THE NORTH

#### *(Jacksonville)*

Take I-95 South to 295 South. Follow I-10 West to 301 South and 301 South to State Road 24. Take State Road 24 to University Avenue and take a right onto University Avenue. Follow the road until Ben Hill Griffin Stadium is on the left. Take a left onto Lemerand Drive, the road between the football stadium and the O'Connell Center (white dome). Take a right onto Stadium Road at the traffic light. McKethan Stadium will be on the right.

#### *(Atlanta)*

Take I-75 South to Exit 287 (Gainesville - Newberry Road, formerly exit 76). Turn right onto Newberry Road and go past the

Oaks Mall. This will become University Avenue. Stay in the right lane and veer right onto Route 26A, which becomes SW 2nd Avenue. Go through the intersection at SW 34th Street, where the golf course will be on the right. Turn right onto Woodlawn Drive, just past the Ring Tennis Complex. Turn left at the stop sign onto Stadium Road and McKethan Stadium will be on the left.

#### *(Tallahassee)*

I-10 East to I-75 South; please see route from Atlanta to complete the trip.

### FROM THE SOUTH


#### *(complete directions from Orlando; disregard Turnpike info from Tampa/St. Petersburg)*


Take the Florida Turnpike to I-75 North. Follow I-75 to Exit 387 (Gainesville - Newberry Road, formerly exit 76). Turn right onto Newberry Road and go past the Oaks Mall. This will become University Avenue. Stay in right lane and veer right onto Route 26A, which becomes SW 2nd Avenue. Go through the intersection at SW 34th Street, where the golf course will be on the right. Turn right onto Woodlawn Drive, just past the Ring Tennis Complex. Turn left at the stop sign onto Stadium Road and McKethan Stadium will be on the left.

# FLORIDA BASEBALL COMPLEX



It was the dawning of a new era for the University of Florida baseball program in September 2006, as a \$13-million dollar state-of-the-art expansion to McKethan Stadium and the Lemerand Athletic Center was completed to provide the Gators with one of the top complexes in the country. Not only is there additional stadium seating for fans to enjoy, a baseball-specific building connected to McKethan Stadium includes a training facility, equipment room, video room, offices and locker rooms, as well as a new bullpen/batting cage area with an upper deck overlooking the playing field. This commitment to the Gator baseball team continues the University's mission to provide the best facilities for its student athletes.





**2016 GATOR BASEBALL**  
COACHES AND STAFF

# HEAD COACH KEVIN O’SULLIVAN



## KEVIN O’SULLIVAN HEAD COACH NINTH SEASON AT FLORIDA

- Record at Florida entering 2016: 344-173, .665
- NCAA College World Series Appearances – 2010, 2011, 2012, 2015
- SEC Champions – 2010, 2011, 2014
- SEC Tournament Champions – 2011, 2015
- SEC Eastern Division Champions – 2009, 2010, 2011, 2014
- School-Record Eight Consecutive NCAA Tournament Appearances
- 2011 Baseball America College Coach of the Year
- 2010 & 2014 SEC Coach of the Year

Now in his ninth season at the University of Florida, Kevin O’Sullivan and his staff have transformed the Gators into one of the marquee programs in college baseball.

During a tenure which has been marked by tireless recruiting and fundamental coaching, he has overseen a progression up the national ladder by the Orange and Blue that has been punctuated by four trips to the NCAA College World Series in the past six years, highlighted by a runner-up performance in 2011, three Southeastern Conference titles in the past six years (2010-11-14), as well as eight NCAA Tournaments in a row and four SEC Eastern Division crowns.

People often pointed to the stretch of 1996-98 as the best run in Gator history since those teams were a combined 136-60 (.694) with CWS appearances in 1996 and 1998, a pair of SEC titles ('96 and '98) and three SEC East trophies. However, O’Sullivan’s three teams from 2010-12 were 147-56 (.724) with three-straight CWS appearances for the first time in school history, three-straight NCAA Regional and Super Regional crowns, consecutive SEC Championships and a pair of SEC Eastern Division titles in '10 and '11 and the league’s tournament championship in 2011.

O’Sullivan has had 61 players taken in the Major League Baseball Draft since his arrival at UF and the Gators’ total of 48 selections in the last six Drafts leads the SEC and is the second-highest total nationally. In fact, eight members of the 2010 club have already reached the Major Leagues: left-hander Kevin Chapman (Houston Astros), outfielder

Matt den Dekker (New York Mets), right-hander Anthony DeSclafani (Miami Marlins), left-hander Brian Johnson (Boston Red Sox), left-hander Nick Maronde (Los Angeles Angels of Anaheim), left-hander Paco Rodriguez (Los Angeles Dodgers), outfielder Preston Tucker (Houston Astros) and catcher Mike Zunino (Seattle Mariners).

Rodriguez was the first player from the 2012 MLB Draft to reach the Majors, while Zunino became the first position player to reach baseball’s highest level. Florida boasts four first-round selections in the last four years (Zunino at No. 3 to the Seattle Mariners and Johnson at No. 31 to the Boston Red Sox in 2012, right-hander Jonathon Crawford at No. 20 to the Detroit Tigers in 2013 and shortstop Richie Martin at No. 20 to the Oakland A’s in 2015) and has had nine players taken within the first three rounds of the last five Drafts.

The Gators enjoyed a tremendous season in 2015, claiming the SEC Tournament and sweeping both the Regional and Super Regionals held at McKethan Stadium in making a triumphant return to Omaha and finishing one win shy of the CWS Championship Finals. The No. 4 national seed for the NCAA Tournament, Florida has been a top-8 national seed in six of the past seven seasons (No. 8 in 2009, No. 3 in 2010, No. 2 in 2011, No. 1 in 2012, No. 2 in 2014, No. 4 in 2015) – the highest amount in the country in that time frame.

O’Sullivan directed the squad to a 52-18 record, the second-most victories in school history, Florida placed third in the final polls and ousted Sunshine State rivals Florida State and Miami from the postseason in the same year for the first time in school history. UF boasted a trio of All-Americans: outfielder Harrison Bader, catcher/designated hitter JJ Schwarz and third baseman Josh Tobias, while second baseman Dalton Guthrie, catcher/designated hitter Mike Rivera and Schwarz were recognized as Freshman All-Americans. Schwarz was the National Collegiate Baseball Writers Association (NCBWA) National Freshman Hitter of the Year and was Louisville Slugger’s Co-Freshman

### THE KEVIN O’SULLIVAN FILE

**Full Name:** Kevin Michael O’Sullivan  
**Birthdate:** December 27, 1968 in Goshen, N.Y.  
**Hometown:** Jupiter, Fla.  
**Education:** Associate of Arts – Florida Community College, 1989  
 Bachelor of Science – Education/Sports Medicine, University of Virginia, 1991  
 Master of Science – Exercise Science & Wellness, Florida Atlantic University, 1995  
**Date announced as UF head coach:** June 14, 2007

### COACHING CAREER:

Assistant Coach, Florida Community College, 1992-93  
 Assistant Coach, Florida Atlantic University, 1994-95  
 Assistant Coach, University of Virginia, 1996-97  
 Assistant Coach, Minnesota Twins Rookie League, 1998  
 Assistant Coach, Clemson University, 1999-2001  
 Assistant Head Coach, Clemson University, 2002  
 Associate Head Coach, Clemson University, 2002-07  
 Head Coach, University of Florida, 2007-present

### PLAYING CAREER:

Florida Community College, 1988-89  
 University of Virginia, 1990-91

of the Year and the rookie joined left-hander A.J. Puk, outfielder Buddy Reed and right-hander Logan Shore on the USA Collegiate National Team last summer.

Florida set a school record with a .984 fielding percentage, the second-best clip in NCAA history, and was 12-3 (.800) during the postseason – 8-2 (.800) in the NCAA Tournament and 4-1 (.800) at the SEC Tournament. Continuing the pipeline to the professional ranks, UF had nine players chosen in the MLB Draft. After Martin was a first-round selection, Bader went in the third round to St. Louis and was followed by right-hander Eric Hanhold (sixth round, Milwaukee), left-hander Danny Young (eighth round, Toronto), right-hander Taylor Lewis (ninth round, Atlanta), Tobias (10th round, Philadelphia), left-hander Bobby Poyner (14th round, Boston), right-hander Mike Vinson (24th round, Detroit) and right-hander Aaron Rhodes (28th

### O’SULLIVAN YEAR-BY-YEAR HEAD COACHING RECORD

| Year           | School         | Record         | Pct.        | SEC           | Pct.        | Highlights                                      |
|----------------|----------------|----------------|-------------|---------------|-------------|---|
| 2008           | Florida        | 34-24          | .586        | 17-13         | .567        | First NCAA Regional trip since 2005             |
| 2009           | Florida        | 42-22          | .656        | 19-11         | .633        | NCAA Super Regional, SEC East Champion          |
| 2010           | Florida        | 47-17          | .734        | 22-8          | .733        | NCAA College World Series, SEC Champion         |
| 2011           | Florida        | 53-19          | .736        | 22-8          | .733        | NCAA CWS Runner-Up, SEC Champion                |
| 2012           | Florida        | 47-20          | .701        | 18-12         | .600        | NCAA College World Series                       |
| 2013           | Florida        | 29-30          | .492        | 14-16         | .467        | Sixth-straight NCAA Regional berth              |
| 2014           | Florida        | 40-23          | .635        | 21-9          | .700        | SEC Champion, No. 2 national seed               |
| 2015           | Florida        | 52-18          | .743        | 19-11         | .633        | NCAA College World Series, No. 4 national seed  |
| <b>Totals:</b> | <b>8 years</b> | <b>344-173</b> | <b>.665</b> | <b>152-88</b> | <b>.633</b> | <b>8 NCAA Berths, 4 CWS Trips, 3 SEC Titles</b> |

# HEAD COACH KEVIN O’SULLIVAN

## SEC REGULAR-SEASON RECORDS DURING O’SULLIVAN’S TENURE

| School            | Record        | Pct.        |
|-------------------|---------------|-------------|
| <b>FLORIDA</b>    | <b>152-88</b> | <b>.633</b> |
| LSU               | 145-91-2      | .613        |
| Vanderbilt        | 144-91        | .613        |
| South Carolina    | 141-97        | .592        |
| Arkansas          | 128-108       | .542        |
| Ole Miss          | 127-112       | .531        |
| Alabama           | 113-124       | .477        |
| Auburn            | 105-126       | .455        |
| Kentucky          | 105-130       | .447        |
| Georgia           | 98-133-2      | .425        |
| Mississippi State | 96-143        | .402        |
| Tennessee         | 82-155        | .346        |
| Texas A&M         | 45-42         | .517        |
| Missouri          | 31-59         | .344        |

round, Los Angeles Angels of Anaheim). Nine student-athletes were named to the 2015 Spring SEC Academic Honor Roll, giving Florida 80 Academic All-SEC recipients under O’Sullivan. Guthrie was chosen to the 2014-15 SEC First-Year Academic Honor Roll, bringing O’Sullivan’s total of honorees to 36.

2014 proved to be another strong campaign for the Orange and Blue, as O’Sullivan guided Florida to its third SEC crown in the past five seasons and was honored by his peers as the SEC Coach of the Year for the second time. He became the fourth skipper from Florida to earn the award multiple times, joining Dave Fuller (1952-56-62), Jack Rhine (1982-83) and Joe Arnold (1984-88). The Gators claimed a school-record 12 league outings in a row from April 12-May 9 and finished with a 21-9 conference mark, including sweeps of No. 4 LSU, Georgia, Missouri and No. 20 Alabama.

At 40-23, UF reached the 40-win plateau for the fifth time in O’Sullivan’s tenure. The Gators were 8-1 (.889) against top-five teams, highlighted by a season sweep of No. 1 Florida State for the second time in three years, and went 10-4 (.714) versus top-10 foes. The squad was an impressive 16-7 (.696) in contests decided by one run and notched 23 victories over teams ranked in the top 50 of the Ratings Percentage Index (RPI).

Shore was chosen as Perfect Game’s National Freshman of the Year and as the SEC Freshman of the Year, becoming the third Gator in O’Sullivan’s tenure to receive the league honor following Preston Tucker (2009) and Austin Maddox (2010). Shore was a consensus Freshman All-American and earned third-team All-America status from Louisville Slugger, while catcher Taylor Gushue was a second-team All-American from Louisville Slugger.

Shore became just the third starting pitcher from Florida to earn first-team All-SEC in the past 11 years, joining Justin Hoyman (2004) and Patrick Keating (2008). Gushue led the SEC in conference games with a .389 clip and was the third catcher from UF since 1991 to earn first-team accolades, along with Mario Linares (1991) and Zunino (2011-12). Bader was a second-team All-SEC honoree and the Gators led the conference with three All-SEC Freshman Team recipients: first baseman Peter Alonso, Shore and third baseman John Sternagel. Alonso also earned second-team Freshman All-America from the NCBWA.

In 2013, the Gators advanced to the NCAA Tournament for the sixth-consecutive season, matching the longest run in

school history, accomplished from 2000-05. It also marked the first time that the same coaching staff had directed the Orange and Blue into NCAA action six-straight times.

Florida completed a weekend sweep of No. 8 South Carolina (3-2, 4-3, 14-5) from April 11-13, marking only the fourth time in school history that the Gators had swept the Gamecocks in a regular-season series, the first time since 2009. Tobias snapped a 3-3 tie with a sacrifice fly in the ninth inning to drive in Bader with the decisive run in a 4-3 victory at No. 7 Florida State, the second year in a row that UF had emerged victorious in Tallahassee. With a team-leading .312 batting average, Bader earned a berth on the SEC All-Freshman Team. A Gator freshman has made the team every year of O’Sullivan’s tenure.

Florida had seven players chosen in the 2013 MLB Draft, led by Crawford at No. 20 to the Detroit Tigers, becoming the highest selection for a Gator pitcher since John Burke was taken by the Houston Astros at No. 6 overall in 1991. An additional 11 signees were picked and a school-record eight individuals chose to attend the University of Florida instead. Twelve Gators were named to the Spring SEC Academic Honor Roll, the most for the program since 2008, when 17 individuals were recognized. Five other players were chosen to the 2012-13 SEC First-Year Academic Honor Roll.

The Gators entered 2012 as the consensus No. 1 team and occupied the top spot for a total of 42 times in the four

major polls (12 in NCBWA, 11 in Baseball America, 11 in USA Today/ESPN, eight in Collegiate Baseball). Florida was awarded the top national seed in the NCAA Tournament, its fourth-straight year within the Top-8 seeds, and became one of two programs to advance to the CWS in the last three campaigns. O’Sullivan’s club swept the NCAA Gainesville Regional with victories over Bethune-Cookman (4-0) and Georgia Tech (6-2, 15-3) and then defeated NC State twice (7-1, 9-8) in the Gainesville Super Regional to advance to the College World Series.

With a 47-20 (.701) record, Florida reached the 40-win plateau for the fourth-straight year under O’Sullivan, and the team won 100 games over the past two seasons (53-19 in 2011 and 47-20 in 2012). The 2012 season marked the 11th time that McKethan Stadium had hosted NCAA Regional action and the fourth-straight year for the first time in school history. O’Sullivan passed Arnold (1988, 1991) and Andy Lopez (1996, 1998) as the Gator head coaches with the most trips to Omaha.

Facing the nation’s most difficult schedule according to Warren Nolan and rated No. 2 in the NCAA’s final RPI, the Gators established a school record with an 18-game winning streak from February 21-March 22 and raced out of the gates with a 23-2 record. Florida led the nation in home runs (75) and strikeout-to-walk ratio (3.65), was second in fewest walks allowed per 9 innings (2.07) and was fourth in WHIP (1.15) during the 2012 campaign. In addition, the

## GATOR HEAD COACHES

“The University of Florida has enjoyed a lot of success with young, talented coaches and those were the characteristics we were looking for in the person to lead our baseball program. We found that person in Kevin O’Sullivan.”

- UF Athletics Director Jeremy Foley

### DID YOU KNOW?

Kevin O’Sullivan is one of six Gator head coaches who took the top spot at Florida directly from an assistant coaching position.

| Sport         | Head Coach       | Position Prior to UF Head Coach | As a Gator Head Coach  |
|---------------|------------------|---------------------------------|--|
| Baseball      | Kevin O’Sullivan | Associate Head Coach – Clemson  | 2011 NCAA College World Series Runner-Up, 2010, 2011 & 2014 SEC Champions, CWS appearances in 2010-12, 2015    |
| Men’s Golf    | JC Deacon        | Assistant Coach – UNLV          | NCAA Championship appearance in debut season   |
| Women’s Golf  | Emily Glaser     | Assistant Coach – Florida       | Has led the Gators to three straight NCAA Championships appearances in her three seasons as Florida head coach |
| Gymnastics    | Jenny Rowland    | Associate Head Coach – Auburn   | Hired on May 9, 2015   |
| Track & Field | Mike Holloway    | Associate Head Coach – Florida  | Five-time NCAA Champion (2010, 2011 & 2012 indoor; 2012 & 2013 outdoor); nine SEC team titles                  |
| Volleyball    | Mary Wise        | Associate Head Coach – Kentucky | 21 SEC titles; 7 Final Fours   |

# HEAD COACH KEVIN O’SULLIVAN

pitching staff’s earned run average of 2.92 was the lowest for the Orange and Blue since 1983 and ranked eighth in the country.

Trailing 5-3 in the ninth inning and down to its final two outs, UF erupted for five runs to hand No. 8 Miami an 8-5 setback to sweep the weekend series in Coral Gables and increase its winning streak over the Hurricanes to 11 games. Florida rallied from a 3-0 deficit with six unanswered runs to defeat top-ranked Florida State in Tallahassee, 6-3, to complete a three-game sweep of the regular-season series between the Sunshine State rivals for the first time since 1958. The Gators had previously emerged victorious against the Seminoles in Gainesville (9-2) and in Jacksonville (4-1). The Gators posted an unblemished 10-0 record against schools from the Atlantic Coast Conference: 3-0 over Florida State and Miami in the regular season and 2-0 over Georgia Tech and NC State during NCAA play.

Zunino was Florida’s first-ever winner of the 2012 USA Baseball Golden Spikes Award, the 26th recipient of the Dick Howser Trophy as College Baseball’s Player of the Year and collected the school’s inaugural Johnny Bench Award. Baseball America’s College Player of the Year became the first UF player to win the Howser Trophy.

The highest Draft pick in school history after being chosen third overall by the Seattle Mariners, Zunino finished as the Gators’ “Triple Crown” winner, leading the team in batting average (.322), RBI (67) and homers (19), and paced the squad in total bases (164), doubles (28), sacrifice flies (11) and slugging percentage (.669). According to the final NCAA statistics, he was first nationally in sacrifice flies, third in doubles, fourth in round-trippers, fifth in total bases, ninth in doubles per game, 10th in RBI and 11th in slugging percentage.

Johnson, taken in the first round by the Boston Red Sox at No. 31 overall, became Florida’s first winner of the John Olerud Two-Way Player of the Year Award. A first-team All-American by the NCBWA and Perfect Game, Johnson was a second-team All-American by Baseball America and Louisville Slugger. Chosen first-team All-SEC twice, the southpaw tossed his first career complete game to oust fourth-ranked South Carolina from the SEC Tourney and matched his career high with four hits in the semifinal round the following day against Vanderbilt. He was named to the 2012 SEC All-Tournament Team at both pitcher and designated hitter.

Tucker earned All-America acclaim from the American Baseball Coaches Association (ABCA) for the second-straight year, All-SEC honors for the third year in a row and made the NCAA Gainesville Regional All-Tournament team for the fourth time. He departed Gainesville as the school’s all-time leader in games played (265), games started (259), total bases (596), at bats (1,035), hits (341), RBI

(258) and doubles (70).

Tucker was a first-team All-SEC selection in 2012 after being a first-team choice during his junior season and a second-team pick in 2010. He powered UF’s offense with a .393 (11-for-28) performance in NCAA play and became the first Gator to achieve Regional All-Tournament status all four years of his career. He is the lone UF player to earn Most Outstanding Player recognition twice (2009 & 2011). In 30 career NCAA Tourney games, Tucker batted .368 (46-for-125) and holds school records in career at bats (125), hits (46), RBI (31), runs (29), homers (11) and doubles (10). He was one of 10 NCAA baseball student-athletes named as a finalist for the 2012 Lowe’s Senior CLASS Award.

Austin Maddox, Hudson Randall, Tucker and Zunino were named All-South Region by the ABCA/Rawlings. The four selections matched the highest total in school history (1978, 1979, 1991, 1996, 2005, 2011). Tucker and Zunino were voted onto the first team for the second-straight year and joined a select group of Gators who earned first-team recognition multiple times: Jim Watkins (1978-79), Scott Ruskin (1984-85) and Matt LaPorta (2005 & 2007). Randall was a second-team pick for the second year in a row and Maddox was on the second team as well.

Florida boasted four first-team All-SEC selections for the first time since 1991. O’Sullivan’s club had a total of five All-SEC picks, the third-straight year that it had placed five or more recipients on the list. Fontana and Tucker joined an elite group of Gators on the diamond who has achieved All-SEC status three times, a fraternity that includes Josh Adams (2008-09-11), Mike Stanley (1982-84-85), Marc Valdes (1991-92-93) and Brad Wilkerson (1996-97-98). Johnson, Rodriguez, Tucker and Zunino were chosen first-team All-SEC, Nolan Fontana earned second-team recognition, while Tobias was chosen to the league’s All-Freshman Team. Fontana was named to the SEC All-Defensive Team for the third year in a row, matching den Dekker (2008-10) for the most appearances on the list by a Gator, and Zunino was a repeat honoree.

Crawford became the first Gator hurler to register a complete-game no-hitter since Burke accomplished the feat in a 2-0 shutout of Furman on May 23, 1991, by overpowering Bethune-Cookman on June 1 in the NCAA Gainesville Regional opener. A member of the 2012 USA Collegiate National Team, Crawford turned in a 3-0 record over the summer with a 2.10 ERA, highlighted by a pair of victories over powerhouse Cuba in Havana. He earned a bronze medal at the Haarlem Honkbal Week in the Netherlands, starting the semifinal contest against Cuba and carrying a shutout into the eighth inning.

Florida continued its dominance at McKethan Stadium in 2012, compiling a 31-8 (.795) mark, highlighted by sweeps of the NCAA Gainesville Regional and Super Regionals and a 7-2 series record. UF’s total attendance of 153,484 was

## GATOR BASEBALL ACCOMPLISHMENTS UNDER O’SULLIVAN

**All-Americans:** 11 with 36 honors

**Freshman All-Americans:** 14 with 37 honors

**All-South Region:** 14 – Seven first-team and seven second-team selections

**All-SEC:** 29 – 15 first-team and 14 second-team selections

**SEC All-Freshman Team:** 17 players with 18 honors

**SEC Academic Honor Roll:** 80 selections

**SEC Freshman Academic Honor Roll:** 36 selections

**Major League Baseball Draftees:** 61 selections – 2008 (3), 2009 (10), 2010 (6), 2011 (school-record 11), 2012 (9), 2013 (7), 2014 (6), 2015 (9)

**Major League Baseball Free Agent Signees:** 3

**USA Baseball National Team Members:** 8 players, 10 times

**Lowe’s Senior CLASS Award Winners:** 1

**Lowe’s Senior CLASS Award Finalists:** 3

just shy of 2011’s record total of 153,904, the average attendance of 3,935 per game established a new standard and the 6,108 fans on hand for the third game of the LSU series on April 7 was a single-game record. The Orange and Blue registered a school-record 24-game winning streak from April 24, 2010-March 8, 2011.

O’Sullivan earned 2011 College Coach of the Year honors from Baseball America, becoming the first coach from UF to collect the publication’s yearly accolade. On its way to a school-record 53 victories, Florida earned a trip to Omaha in consecutive seasons for the first time. Although the Gators fell in the CWS Championship Finals to South Carolina, they notched a second-place showing for the second time in school history (2005).

O’Sullivan’s team secured the All-SEC final round by downing Texas (8-4) and then knocking off league rival Vanderbilt twice (3-1, 6-4). The No. 2 national seed in the NCAA Tournament, the Gators swept the NCAA Gainesville Regional with victories over Manhattan (17-3) and Miami (FL) (5-4, 11-4) and then defeated Mississippi State twice (11-1, 3-4, 8-6) in a classic Gainesville Super Regional to advance to the College World Series.

The 53 wins marked the third of the four times that the program exceeded 50 wins. UF stayed in the top five all season long in the USA Today/ESPN rankings, spent nine weeks at No. 1 in Baseball America and eight weeks in the top spot according to Collegiate Baseball. The Gators blanked Vanderbilt, 5-0, to capture the 2011 SEC Tournament in Hoover, Ala. It was the first time in 20 years that Florida won the league’s tourney and the triumph also represented the first time since 1988 that the Orange and Blue had taken the SEC and SEC Tourney in the same season. With a 22-8 performance in the SEC that matched South Carolina and Vanderbilt, Florida became the East winner for the third year in a row, matching its feat from 1996-98. The Gators claimed eight of their 10 SEC series and the team’s 22 victories in league play matched the school record set in 2010. The pitching staff twirled 11

## ACADEMICS

| Year           | FALL        |                | SPRING      |                |
|----------------|-------------|----------------|-------------|----------------|
|                | Term GPA    | Cumulative GPA | Term GPA    | Cumulative GPA |
| 2007-08        | 3.01        | 2.98           | 3.16        | 3.05           |
| 2008-09        | 2.88        | 2.96           | 3.06        | 3.02           |
| 2009-10        | 2.88        | 3.10           | 3.01        | 3.07           |
| 2010-11        | 2.82        | 2.99           | 2.84        | 2.95           |
| 2011-12        | 2.89        | 2.90           | 3.05        | 2.95           |
| 2012-13        | 3.01        | 2.98           | 2.82        | 2.89           |
| 2013-14        | 2.67        | 2.75           | 2.59        | 2.71           |
| 2014-15        | 2.78        | 2.84           | 2.80        | 2.78           |
| <b>Totals:</b> | <b>2.90</b> | <b>3.01</b>    | <b>2.93</b> | <b>2.95</b>    |

# HEAD COACH KEVIN O'SULLIVAN

shutouts in 72 games, breaking the previous school record for shutouts (10 in 1970).

Zunino was named the SEC Player of the Year, joining La-Porta (2005, '07) as Gators who have earned the league's top accolade and Whitson was tabbed as the National Freshman Pitcher of the Year by Perfect Game. Tucker and Zunino were named All-Americans and were joined on the All-South Region squad by Adams and Randall, while Whitson was honored as a Freshman All-American by four different organizations.

A school-record 11 players were chosen in the 2011 MLB Draft: Maronde (3rd round, Los Angeles Angels of Anaheim), DeSclafani (6th round, Toronto), Panteliodis (9th round, New York Mets), right-hander Tommy Toledo (11th round, Milwaukee), Adams (13th round, Florida), Tucker (16th round, Colorado), catcher Ben McMahan (23rd round, Milwaukee), right-hander Matt Campbell (24th round, Philadelphia), right-hander Greg Larson (29th round, Los Angeles Angels of Anaheim), outfielder Bryson Smith (34th round, Cincinnati) and outfielder Tyler Thompson (46th round, Washington). An additional eight signees were picked, four of whom turned down the professional opportunity, and the trio of Larson, Thompson and Tucker elected to remain in school. Before O'Sullivan's arrival, the Gators' previous high number of picks was eight in both 1999 and 2002.

The Gators compiled a 34-7 (.829) mark and a 9-1 series record at McKethan Stadium in '11, featuring weekend sweeps of Alabama, Boston College, Miami (FL), Ole Miss, Rhode Island, USF and Tennessee. UF's total attendance of 153,904 became the high-water mark, the average attendance of 3,753 per game eclipsed the previous high of 3,514 in 2006 and the Gators drew a then-record 5,930 fans for Florida State's visit.

Returning a talented nucleus and welcoming a recruiting class hailed as the nation's best by both Baseball America

## FLORIDA BASEBALL HEAD COACHING SUCCESS

| Coach                   | Victories  | SEC Titles | SEC Division Titles | NCAA Trips | CWS Berths |
|-------------------------|------------|------------|---------------------|------------|------------|
| Dave Fuller             | 557        | 3          | 4                   | 3          | 0          |
| Joe Arnold              | 434        | 2          | 3                   | 7          | 2          |
| <b>Kevin O'Sullivan</b> | <b>344</b> | <b>3</b>   | <b>4</b>            | <b>8</b>   | <b>4</b>   |
| Andy Lopez              | 278        | 2          | 3                   | 5          | 2          |
| Pat McMahon             | 231        | 1          | 1                   | 4          | 1          |
| Jay Bergman             | 216        | 1          | 5                   | 3          | 0          |
| Jack Rhine              | 72         | 1          | 2                   | 1          | 0          |
| <b>Totals:</b>          |            | <b>13</b>  | <b>22</b>           | <b>31</b>  | <b>9</b>   |

and Collegiate Baseball, O'Sullivan directed the Gators to a 47-17 overall record in 2010 that featured a program-best 22-8 league mark and the school's first SEC title in five years. Voted the SEC Coach of the Year, he molded a lineup that featured five All-SEC recipients and a record five Freshman All-Americans from Baseball America into a cohesive unit that made it to Omaha for the first time since '05.

Facing a schedule ranked second in the country, the Gators captured nine of their 10 league series, including a run of eight-straight, and defeated South Carolina on the final weekend of the regular season to claim the SEC Championship. Seeded third in the NCAA Tournament, O'Sullivan's club overpowered Bethune-Cookman (7-3), Oregon State (10-2) and Florida Atlantic (15-0) in the NCAA Gainesville Regional to join the 2004 and 2005 Gator teams as the only ones in school history at that time to collect Regional titles in consecutive seasons. The following weekend, UF claimed the first two Super Regional meetings with Miami (FL) to secure a CWS berth in the event's final go-round at Rosenblatt Stadium.

Noted for his pitching acumen, O'Sullivan oversaw a Florida pitching staff that lowered its team earned run average for the third year in a row (4.13) and finished second in the nation in fewest walks allowed per nine innings (2.15). UF's starting pitchers were 30-15 with a 3.94 ERA and its bullpen was 17-2 and tied the school record of 18 saves. Chapman was chosen as a third-team All-American by the NCBWA, becoming the first Gator pitcher to earn All-America status since Hoyman in 2004. He also garnered second-team All-South Region accolades and was the lone UF representative to collect first-team All-SEC honors.

The quintet of Fontana, Johnson, Maddox, Randall and Zunino thrived in their debut seasons under O'Sullivan and all achieved both Freshman All-America and Freshman All-SEC status. The SEC's Freshman of the Year, Maddox was named a third-team All-American by the NCBWA. The slugger was the first rookie from Florida to earn All-America recognition since Wilkerson accomplished the feat in 1996 and earned second-team All-SEC recognition.

Fontana became the first player in school history to be named to the Rawlings NCAA Division I Gold Glove Team and was the lone

freshman selected to the nine-player positional squad. He and Johnson each brought home a silver medal from the V FISU World University Championships in Tokyo, Japan, while playing for the 2010 USA Baseball Collegiate National Team as the only freshmen on the roster.

The Gators compiled a 33-3 (.917) mark at McKethan Stadium that established a team record for winning percentage. The win total was the second-highest since the facility opened in 1988, trailing just a 35-5 (.875) record in 1998. Since broken, UF's total attendance of 126,195 eclipsed the school's previous standard set in 2006 (123,022) and the average attendance was 3,505 per game.

Under O'Sullivan's tutelage in 2009, the Gators produced a 42-22 mark, captured the SEC East, rolled through the NCAA Gainesville Regional and earned the squad's first trip to Super Regionals in four years. Florida finished one game back in the race for the SEC Championship and 27 of the club's 42 victories were come-from-behind efforts, including 13 against league foes. After capping its season with the program's third NCAA Super Regional appearance, UF was listed in the top 15 within all four of the collegiate baseball polls.

Evidence of the increased player development under O'Sullivan was shown by a then-school-record 10 Gators and 12 signees being chosen during the 2009 MLB Draft. The previous high of eight UF players was set in 1999 and equaled in 2002, and the total tied for second nationally behind league rival Georgia (11).

In his first year as a head coach, he directed the Gators to their first NCAA Regional appearance since 2005 and a second-place finish in the East after being picked 11th in the 12-team league. O'Sullivan was just the fourth Florida skipper to lead the team into NCAA play in his debut season and guided the squad to series triumphs over both of the SEC's division winners and College World Series representatives, Georgia and LSU.

Three of his players, Adams, den Dekker and Keating, achieved first-team All-SEC status, Florida's most on the first squad since four honorees in 1991. Adams was also a unanimous pick on the SEC All-Freshman Team and collected Freshman All-America acclaim from three different organizations. Keating became the first Gator pitcher to garner first-team All-South Region from the ABCA since Hoyman in 2004, while second-team honoree Adams was the first rookie on the squad since Wilkerson in 1996. Meanwhile, den Dekker earned a berth on the league's first-ever All-Defensive Team and represented the 2008 USA Baseball Collegiate National Team that was a perfect 24-0 on its summer tour.

When O'Sullivan took over the Gator program, one of his top priorities was turning around the team's pitching staff, which had registered a 5.27 ERA and was the highest in the SEC during the 2007 campaign. Not only did the '08 squad lower its ERA to 4.39 overall, Florida led the league

### GAMES COACHED WHEN REACHED 200TH WIN AT FLORIDA

| Coach                   | Games      | Total Record at Florida   | Winning Pct. |
|-------------------------|------------|---------------------------|--------------|
| <b>Kevin O'Sullivan</b> | <b>285</b> | <b>344-173 in 8 years</b> | <b>.665</b>  |
| Joe Arnold              | 305        | 434-244-2 in 11 years     | .640         |
| Jay Bergman             | 309        | 216-113 in 6 years        | .656         |
| Andy Lopez              | 309        | 278-159-1 in 7 years      | .636         |
| Pat McMahon             | 311        | 231-143-1 in 6 years      | .617         |
| Dave Fuller             | 324        | 557-354-6 in 28 years     | .611         |

### GAMES COACHED WHEN REACHED 250TH WIN AT FLORIDA

| Coach                   | Games      | Total Record at Florida   | Winning Pct. |
|-------------------------|------------|---------------------------|--------------|
| <b>Kevin O'Sullivan</b> | <b>375</b> | <b>344-173 in 8 years</b> | <b>.665</b>  |
| Joe Arnold              | 388        | 434-244-2 in 11 years     | .640         |
| Andy Lopez              | 390        | 278-159-1 in 7 years      | .636         |
| Dave Fuller             | 397        | 557-354-6 in 28 years     | .611         |

### GAMES COACHED WHEN REACHED 300TH WIN AT FLORIDA

| Coach                   | Games      | Total Record at Florida   | Winning Pct. |
|-------------------------|------------|---------------------------|--------------|
| <b>Kevin O'Sullivan</b> | <b>456</b> | <b>344-173 in 8 years</b> | <b>.665</b>  |
| Dave Fuller             | 467        | 557-354-6 in 28 years     | .611         |
| Joe Arnold              | 483        | 434-244-2 in 11 years     | .640         |

# HEAD COACH KEVIN O’SULLIVAN

in conference play with a 4.00 ERA. Offensively, UF’s team batting average went from .290 to .304, and the club’s .305 showing in the 30 conference games was at the top of the chart. The Gators also increased their fielding percentage and turned a league-leading 72 double plays, the fourth-most in school history.

Seventeen members of O’Sullivan’s inaugural team were named to the SEC Academic Honor Roll. The total matched the highest number of Academic All-SEC recipients for Florida baseball in school history, equaling the 17 in 2003, and marked the sixth-consecutive year that the team reached double-digit honorees. An additional five student-athletes earned a spot on the league’s Freshman Academic Honor Roll, tying the Gators’ best performance.

The University of Florida and Athletics Director Jeremy Foley announced O’Sullivan as its new baseball coach on June 14, 2007. O’Sullivan arrived in Gator Country after serving nine seasons as the pitching coach and recruiting coordinator at Clemson, where he helped the Tigers to nine-straight NCAA Tournament appearances and College World Series berths in 2000, 2002 and 2006. A native of Jupiter, Fla., O’Sullivan became the 21st head coach in school history.

“This is an exciting day and signals a new chapter for Gator baseball,” Foley said. “What Kevin has accomplished as one of the top assistants in the nation with highly-respected recruiting skills and player development speaks for itself. He possesses the qualities in a head coach that we were looking for and is eager to hit the ground running. We are counting on Kevin to help return our program to the elite level of collegiate baseball.”

Clemson’s associate head coach since 2002, O’Sullivan and the Tigers advanced to NCAA Super Regionals in 2007 for the seventh time since the format was introduced in 1999 before succumbing to Mississippi State. At the time, the total represented the second-most in the nation. A week earlier, the Tigers claimed the Myrtle Beach Regional with an unblemished 3-0 record and ousted top-seeded Coastal Carolina.

Under his tutelage, 29 Tiger hurlers were chosen in the Major League Baseball Draft, including five in 2007. A school-record 11 Clemson players were taken, highlighted by left-hander Daniel Moskos going fourth overall to the Pittsburgh Pirates. During O’Sullivan’s tenure, 11 pitchers were picked in the top-five rounds, including a trio of first-rounders: Mike Paradis (1999), Tyler Lumsden (2004) and Moskos.

He spent the 1998 season with the Twins’ Rookie League team in Fort Myers, Fla., that reached the playoffs for the first time. He was also responsible for the development of the pitchers.

O’Sullivan was the pitching coach at Virginia in 1996 and 1997, where he coached All-America and first-rounder Seth Greisenger. In ’96, the Cavaliers won their first-ever ACC Tournament title and were 44-21 overall. He coached a total of three pitchers in the two years who were drafted in the top-five rounds, including a first, second, and fifth-round pick, to go along with a 14th-rounder in 1997. O’Sullivan, who helped in the recruitment of student-athletes at Virginia, coached players picked in the third and 44th rounds in 1997 as well.

O’Sullivan coached at Florida Atlantic during the 1994 and 1995 seasons, where he was responsible for the hitters, catchers, infielders and outfielders. From 1992-93, he was an assistant at Florida Community College as the hitting and catching instructor.

In two years at Virginia, nine at Clemson and eight at Florida, he has coached 74 pitchers who have been drafted or signed pro contracts. This list includes six first-rounders, 20 top-

five-rounders, 35 top-10-rounders and 10 All-Americans.

O’Sullivan graduated with honors from Virginia with a bachelor’s degree in education/sports medicine in 1991. In Charlottesville, he was a member of UVa’s Captain Council and Student-Athlete Mentor Program. He later earned a master’s degree in exercise science & wellness from Florida Atlantic.

O’Sullivan starred at Virginia as a catcher in 1990 and 1991, where he hit a combined .351. He was a first-team All-ACC and All-ACC Tourney recipient both years and earned a berth on the ACC Academic Honor Roll in 1990. He also played for Florida Community College in 1988 and 1989.

O’Sullivan is married to the former Barbara Jo Davis and the couple resides in Gainesville. They have a daughter named Payton Tyler O’Sullivan and a son named Finn Thomas O’Sullivan.

## SEC Championships Since 2008

|                |          |
|----------------|----------|
| <b>FLORIDA</b> | <b>3</b> |
| LSU            | 3        |
| Vanderbilt     | 2        |
| Georgia        | 1        |
| Ole Miss       | 1        |
| South Carolina | 1        |

## SEC Division Titles Since 2008

|                |          |
|----------------|----------|
| LSU            | 5        |
| <b>FLORIDA</b> | <b>4</b> |
| Vanderbilt     | 3        |
| Ole Miss       | 2        |
| South Carolina | 2        |
| Arkansas       | 1        |
| Auburn         | 1        |
| Georgia        | 1        |

## National Seeds In NCAA Tournament Since 2009

|                |          |
|----------------|----------|
| <b>FLORIDA</b> | <b>6</b> |
| LSU            | 5        |
| South Carolina | 2        |
| Vanderbilt     | 2        |

## NCAA Regionals Hosted Since 2009

|                   |          |
|-------------------|----------|
| <b>FLORIDA</b>    | <b>6</b> |
| LSU               | 5        |
| South Carolina    | 5        |
| Vanderbilt        | 4        |
| Ole Miss          | 2        |
| Arkansas          | 1        |
| Auburn            | 1        |
| Mississippi State | 1        |
| Texas A&M         | 1        |

## NCAA Super Regionals Hosted Since 2009

|                |          |
|----------------|----------|
| <b>FLORIDA</b> | <b>5</b> |
| LSU            | 4        |
| Vanderbilt     | 3        |
| South Carolina | 2        |
| Arkansas       | 1        |
| Ole Miss       | 1        |

## NCAA College World Series Appearances Since 2010

|                   |          |
|-------------------|----------|
| <b>FLORIDA</b>    | <b>4</b> |
| South Carolina    | 3        |
| Vanderbilt        | 3        |
| Arkansas          | 2        |
| LSU               | 2        |
| Ole Miss          | 1        |
| Mississippi State | 1        |

## ASSISTANT COACH CRAIG BELL



# CRAIG BELL

## ASSISTANT COACH NINTH SEASON AT FLORIDA

Craig Bell is in his ninth season with the Gator baseball program after serving as the Seattle Mariners' Supervising Area Scout for Georgia, North Carolina and South Carolina in the years spanning 2000-07. At Florida, he is involved in all facets of the team and has played an integral role in the Florida's rise to become one of the nation's premier programs.

Bell has been part of a talented staff that has supervised the Orange and Blue's resurgence over the past eight seasons, highlighted by UF's runner-up finish at the 2011 NCAA College World Series, four CWS appearances in 2010, 2011, 2012 and 2015, eight-consecutive NCAA Regional berths, Southeastern Conference Championships in 2010, 2011 and 2014 and SEC Tournament titles in 2011 and 2015.

Evidence of the Gators' increased player development under Bell is shown by eight members of the 2010 team that have already reached the Major Leagues and Florida's total of 48 MLB Draft picks since 2010 leads the SEC and is second in the nation. UF also has a league-best 152-88 (.633) conference record over the past eight years.

Florida enjoyed another strong campaign in 2015, advancing to the Omaha for the fourth time in the past six years and finishing ranked third with an overall mark of 52-18, the second-most wins for the program. In a season filled with success, the Orange and Blue claimed the SEC Tourney with four straight victories, including triumphs over No. 1 LSU and No. 9 Vanderbilt, and swept through the Regionals and Super Regionals held at McKethan Stadium. The trio of outfielder Harrison Bader, catcher/designated hitter JJ Schwarz and third baseman Josh Tobias achieved All-American status and second baseman Dalton Guthrie, catcher/designated hitter Mike Rivera and Schwarz picked up Freshman All-American honors. Schwarz was the National Freshman Hitter of the Year by the National Collegiate Baseball Writers Association (NCBWA) and Louisville Slugger's Co-Freshman of the Year, while nine more Gators were taken in the Major League Baseball Draft, highlighted by first-rounder Richie Martin.

In 2014, Florida captured the SEC Championship for the third time in five years and reached the 40-win plateau for the fifth time in Bell's tenure. Voted third in the Eastern Division in the SEC Coaches' Preseason Poll, the Gators went 21-9 in league play to secure the program's 13th conference title and collected its fourth East crown since 2009. The club boasted a pair of All-Americans, catcher Taylor Gushue and right-hander Logan Shore, who was Perfect Game's National Freshman of the Year and the SEC Freshman of the Year. In addition, Bader, Gushue and Shore earned All-SEC recognition, first baseman Peter Alonso, Shore and third baseman John Sternagel were Freshman All-SEC and six players were selected in the MLB Draft.

The No. 1 team in the nation for the majority of 2012, the Gators were the top national seed for the NCAA Tournament and claimed all three of their outings during the Gainesville Regional for the fourth year in a row and then swept No. 11 NC State in the Gainesville Super Regional to secure the program's unprecedented third-consecutive College World Series berth en route a final record of 47-20. In a wild SEC race that came down to the final day, UF tied for second in the Eastern Division and third overall, just one game shy of a third-consecutive championship. Nine Gators were drafted, including five players in the first three rounds (Mike Zunino and Brian Johnson in the first round, second-rounders Nolan Fontana and Steven Rodriguez and Austin Maddox in

the third round). Rodriguez became the first player from the 2012 Draft to reach the Major Leagues with the Los Angeles Dodgers, while starting Seattle Mariners' catcher Zunino was the first position player from that class to advance to the Majors.

Under Bell's tutelage in 2011, Florida turned in a remarkable season that culminated in a school-record 53 victories and a second-place performance in Omaha, Neb. Rated first in Baseball America's preseason rankings for the first time in school history, the Gators went 22-8 in league play for the second-straight campaign and shared the SEC Championship with South Carolina and Vanderbilt. UF blanked the Commodores, 5-0, to capture their first SEC Tournament title since 1991. After being rewarded with the second national seed for the NCAA Tournament, Florida swept through the NCAA Gainesville Regional and defeated Mississippi State in the Super Regional to reach the CWS. At TD Ameritrade Park Omaha, the Gators downed Texas (8-4) and Vanderbilt twice (3-1, 6-4) to reach the final round for the second time in school history.

In '10, the Gators captured nine of their 10 SEC series, including the final eight in a row, and brought home the 11th league title in school history by taking the final regular-season series at South Carolina. Florida finished with a school-best conference mark of 22-8, secured its second-straight SEC Eastern Division crown and its 47 victories was the second-highest total since the '05 club went 48-23. In NCAA action, UF knocked off Bethune-Cookman, Oregon State and Florida Atlantic to emerge victorious in the Gainesville Regional for the second year in a row and then defeated Sunshine State rival Miami twice in the Super Regional to punch the school's sixth ticket to Omaha.

Building upon the momentum generated from 2008, when the Gators earned their first NCAA berth in three years and were the runner-up in the SEC East, Bell's coaching efforts were rewarded with Florida advancing to NCAA Super Regionals in 2009 for the first time in four years. In addition, the Gainesville crew brought home the East title and finished one game in the league standings behind co-champions LSU and Ole Miss en route to a 42-22 overall mark. Not only did the Gators sweep through their own Regional with a dramatic win over Bethune-Cookman and a pair of victories over Miami, they edged closer to reaching the College World Series in just the coaching staff's second year.

In his initial season at Florida, Bell worked with a team that had limited expectations that developed into a group that earned the second seed at the NCAA Tallahassee Regional and posted a third-place finish in the SEC. He had previously been an Associate Professional Scout in the Sunshine State for the Cincinnati Reds from 1993-2000. Bell also has experience scouting in Canada, the Dominican Republic and within the Cape Cod Baseball League each summer.

"The one word that describes Craig is 'instincts,'" head coach Kevin O'Sullivan said. "His instincts as a coach and an evaluator are solid. He has surrounded himself with great people. He has on the field teaching knowledge on all aspects of the game. We have to be able to evaluate the right player and not go after the guy that's going to sign (professionally) and not show up. He has the right mentality to make sure these kids have the right makeup we're looking for and have the toughness that we need to win in the Southeastern Conference."

"I am excited that Craig joined the staff," O'Sullivan continued. "He brings a unique perspective through his involvement in

### THE CRAIG BELL FILE

**Birthdate:** January 14, 1966

**Hometown:** West Palm Beach, Fla.

**Education:** Associate of Arts - Palm Beach Community College, 1987

Bachelor of Science - Physical Education, University of North Florida, 1989

#### COACHING CAREER:

Head Coach, Palm Beach Post 12 in American Legion, 1990-95

Head Coach, Palm Lakes High School, 1990-98

Assistant Coach, Wellington High School, 1999-2000

Assistant Coach, University of Florida, 2007-present

#### PROFESSIONAL BASEBALL

##### EXPERIENCE:

Associate Professional Scout, Cincinnati Reds, 1993-2000

Supervising Area Scout, Seattle Mariners, 2000-07

##### PLAYING CAREER:

Palm Beach Community College, 1986-87

University of North Florida, 1988-89

professional baseball and his background here in the state of Florida. Craig is a great fit with my vision for the Gator program and his experiences have enabled him to put together a tremendous amount of contacts throughout the country."

Bell was an assistant coach at Wellington High School in Palm Beach County, Fla., in 1999-2000 and helped the Wolverines to the Class 6A state championship. He was the head coach of the Palm Beach Lakes High School baseball team between 1990-98 and also coached Palm Beach Post 12 in American Legion from 1990-95. Bell earned Coach of the Year accolades from The Palm Beach Post and The Sun Sentinel in both 1994 and 1995 and collected the Palm Beach County Coaches' Association's Class 6A top coaching honor in 1994 and 1997.

During his coaching career, he has had 86 players chosen in the Major League Baseball Amateur Draft, including eight first-round picks, with a total of 69 signing contracts.

Bell earned his bachelor's degree in physical education from the University of North Florida in 1989, and was a member of the Ospreys' baseball team during the 1988 and 1989 seasons while fellow Florida staff member Brad Weitzel was an assistant coach at UNF. In addition, he was a two-year letterwinner on the diamond at Palm Beach Community College, where he earned his associate of arts degree in 1987.

Bell, a 50-year-old native of West Palm Beach, Fla., is married to the former Karri Roy of Pontiac, Mich. The couple has two sons, Ryan, 22, and Kyle, 17.

## ASSISTANT COACH BRAD WEITZEL



# BRAD WEITZEL

## ASSISTANT COACH NINTH SEASON AT FLORIDA

Brad Weitzel is in his ninth season at Florida and has helped the Gators reach the NCAA Tournament all eight years that he has been a member of Kevin O'Sullivan's staff. During his tenure, the Orange and Blue have advanced to the NCAA College World Series four times in the past six seasons, captured five NCAA Regionals, seized four Southeastern Conference Eastern Division crowns, brought home three SEC titles and won the 2011 and 2015 SEC Tournaments. While with the Gators, he has overseen the development of 11 All-Americans, 14 Freshman All-Americans and 29 All-SEC recipients.

Involved in all facets of the program, Weitzel's efforts have been critical to the team's resurgence over the past eight years to become a national powerhouse. His work with the Gator defense last season resulted in a school-record fielding percentage of .984 that led the nation and was the second-best performance in NCAA history. Under his watch, UF has registered its top-six fielding teams in school history (.984 in 2015, .978 in 2010, .977 in 2012, .975 in both 2013 and 2014 and .974 in 2011).

Last season, the Gators used four straight victories in Hoover, Ala., to bring home the SEC Tourney crown and were rewarded with a national seed in the NCAA Tournament for the sixth time in the past seven years, the only school in the country which can make that claim. After taking the NCAA Gainesville Regional, UF knocked off No. 10 Florida State twice in the NCAA Gainesville Super Regional to produce the program's ninth trip to the NCAA College World Series. The squad overpowered No. 8 Miami twice during the event, marking the first time in school history it had ousted both UM and FSU from the same postseason, and finished ranked third in the final rankings with an overall mark of 52-18.

Picked third in the East in the preseason coaches' poll in 2014, the Gators secured their third SEC Championship in five years, hosted a Regional and reached the finals of the SEC Tournament on its way to a 40-23 record.

During a memorable 2011 campaign, the Gators established a school record for wins, advanced to the NCAA College World Series Championship Finals, captured their second-straight SEC title and collected their first SEC Tournament trophy since 1991. UF finished with an overall mark of 53-19.

In 2010, the Gators earned their first SEC Championship in five years and advanced to the final College World Series held at historic Rosenblatt Stadium. Along the way to an impressive 47-17 performance and a top-10 national ranking, UF also seized its second-consecutive SEC Eastern Division crown.

In '09, the Gators claimed the SEC East and enjoyed an increase in batting average (.309) and fielding percentage (.966), as well as a drop in the staff's earned run average (4.27), for the second-consecutive year.

During Weitzel's first season at UF in 2008, the Gators returned to the NCAA Tournament for the first time since the program was the runner-up at the 2005 NCAA College World Series. His efforts were instrumental in helping UF improve across the board in hitting, pitching and fielding. In 30 league games, the Gators boasted an SEC-best .305 batting average and also registered the lowest team ERA (4.00).

Named the Florida Diamond Club Scout of the Year in 1998, 1999 and 2004, Weitzel became a member of the Gator staff in June 2007 after serving as the Florida Area Scout for the Minnesota Twins since 1991. Nineteen of his signees have reached the Major Leagues, including A.J. Pierzynski of the Atlanta Braves and Denard Span of the Washington Nationals. Weitzel was a coach for Minnesota's organization in the Instructional League between 1996 and 2001, coached with the Gulf Coast League Twins in 1996 and was the team's pitching coach in 2000.

"When we put this staff together, what I wanted to do was have a well-rounded staff," head coach Kevin O'Sullivan said. "Some guys get labeled as a hitting coach or an infielder's coach. In coaching, you use a player's strengths to put him in the right situation. Coaching is no different."

"When I put this staff together, Brad was at the top of my wish list. We each have the same coaching background. His hitting, fielding, and base-running philosophies are all what I would teach if my expertise was in those areas of the game. It would be a great mistake to limit Brad to coaching only one area on the field."

An assistant coach at the University of North Florida from 1987-91, Weitzel served on the staff of the Ospreys' teams which placed third in both the 1989 and 1991 National Association of Intercollegiate Athletics (NAIA) World Series in Lewiston, Idaho, in their second and fourth year of existence, respectively.

Weitzel served as pitching coach for the Erie (Pa.) Sailors of the New York-Penn League in 1990 and guided the squad to a runner-up performance in the best-of-three championship series versus the Oneonta (N.Y.) Yankees. He was also an assistant at Palm Beach (Fla.) Community College from 1984-87 and won conference titles in 1985 and 1986. Weitzel coached O'Sullivan when the UF skipper was a member of the 1987 Jupiter (Fla.) American Legion team.

Weitzel earned his master's degree in health education from Nova Southeastern University (1987) and his bachelor's degree in health and physical education (1983) from the University of Georgia, where he was an infielder for the Bulldogs under head coach Steve Webber in 1981-82. He received an associate of arts degree from Palm Beach in 1980 and was a two-year letterwinner on the baseball team for head coach Dusty Rhodes during the 1979 and 1980 seasons.

### THE BRAD WEITZEL FILE

**Birthdate:** November 16, 1957

**Hometown:** Salamanca, N.Y.

**Education:** Associate of Arts - Palm Beach Community College, 1980

Bachelor of Science - Health and Physical Education, University of Georgia, 1983

Master of Science - Health Education, Nova Southeastern University, 1987

#### COACHING CAREER:

Assistant Coach, Palm Beach Community College, 1984-87

Pitching Coach, Erie (Pa.) Sailors, New York-Penn League, 1990

Assistant Coach, University of North Florida, 1987-91

Coach, Minnesota Twins, Instructional League, 1996-2001

Coach, Gulf Coast League Twins, 1996 & 2000

Assistant Coach, University of Florida, 2007-present

#### PROFESSIONAL BASEBALL EXPERIENCE:

Florida Area Scout, Minnesota Twins, 1991-2007

#### PLAYING CAREER:

Palm Beach Community College, 1979-80

University of Georgia, 1981-82

Weitzel and his wife, Lori, have been married for over 32 years and are the parents of 21-year-old twins, Layne and Lucas. Lucas, who holds the national career prep record for hit-by-pitches (71), and Layne are both students at UF.

## VOLUNTEER ASSISTANT COACH LARS DAVIS



# LARS DAVIS

## VOLUNTEER ASSISTANT COACH SECOND SEASON AT FLORIDA

Lars Davis is in his second season as a volunteer assistant coach with the University of Florida baseball program. His efforts in 2015 played a key role in the Gators advancing to the NCAA College World Series for the fourth time in the past six years and sweeping through the Regionals and Super Regionals held at McKethan Stadium. In addition, the Orange and Blue claimed the Southeastern Conference Tournament by notching four straight victories in Hoover, Ala., and finished with an overall record of 52-18 and a No. 3 ranking in the final polls.

Davis arrived in Gainesville after completing the 2014 season with the Lehigh Valley IronPigs, the Triple-A affiliate of the Philadelphia Phillies. A third-round selection of the Colorado Rockies in the 2007 Major League Baseball Draft, the Grande Prairie, Alberta, native enjoyed an eight-year professional career with three organizations: the Rockies, Arizona Diamondbacks and the Phillies.

"We are extremely pleased and excited that Lars has joined the Florida Gator baseball program," head coach Kevin O'Sullivan said. "His experience at the college and professional levels is a valuable asset for us."

"I am very appreciative of the opportunity to join the University of Florida baseball program," Davis said. "I am looking forward to helping Coach O'Sullivan and his staff any way that I can to continue the tradition of coaching championship student-athletes, on and off the field."

A two-year starting catcher at the University of Illinois in 2006-07, Davis was the second-highest drafted position player in school history and was an All-American during his junior campaign, when he was named the 2007 Big Ten Player of the Year. With a .400 batting average, he became the first Fighting Illini player to hit .400 in a season since 1996 and he put together a 19-game hitting streak. Davis paced the Big Ten that year in total bases (145), hits (90) and homers (13) and also led his squad in runs (55), slugging percentage (.644) and on-base percentage (.461).

His wife, Katie, is a member of the University Athletic Association as well, serving as the head athletic trainer for the two-time defending national champion Gator softball team.

### THE LARS DAVIS FILE

**Birthdate:** November 7, 1985

**Hometown:** Grande Prairie, Alberta, Canada

**Education:** Diploma in General Studies – Lethbridge College, 2005

Pursuing Bachelor of Science – Molecular & Cellular Biology, University of Illinois at Urbana-Champaign

#### COACHING CAREER:

Volunteer Assistant Coach, University of Florida, 2014-present

#### PROFESSIONAL BASEBALL EXPERIENCE:

##### Colorado Rockies' Organization

Tri-City (Wash.) Dust Devils – (Class A Short-Season – Northwest League), 2007

Asheville (N.C.) Tourists – (Class A – South Atlantic League), 2008

Modesto (Calif.) Nuts (Class A Advanced – California League), 2009

Tulsa (Okla.) Drillers (Double A – Texas League), 2010-12

Salt River Rafters (Arizona Fall League), 2012

Big League Spring Training (Colorado Rockies), 2012-13

Colorado Springs (Colo.) Sky Sox (Triple A – Pacific Coast League), 2013

##### Arizona Diamondbacks' Organization

Mobile (Ala.) BayBears – (Double A – Southern League), 2014

##### Philadelphia Phillies' Organization

Reading (Pa.) Fightin Phils – (Double A – Eastern League), 2014

Lehigh Valley (Pa.) IronPigs – (Triple A – International League), 2014

#### COLLEGIATE PLAYING CAREER:

Canadian Prairie Baseball Academy, 2005

University of Illinois, 2006-07

#### PLAYING HONORS:

Post-Season All-Star with the Double-A Tulsa (Okla.) Drillers, 2012

Mid-Season All-Star with the Double-A Tulsa (Okla.) Drillers, 2012

Player of the Week with the Class-A Short-Season Tri-City (Wash.) Dust Devils, 2007

Chosen by the Colorado Rockies in the 3rd round of the MLB Draft (No. 102 overall), 2007

Second-highest drafted position player in University of Illinois baseball history, 2007

Second-team All-American by Louisville Slugger/Collegiate Baseball, 2007

Third-team All-American by the American Baseball Coaches Association, 2007

Big Ten Player of the Year, 2007

First-team All-Big Ten, 2007

Illinois Team Most Valuable Player, 2007

First Illinois player to hit .400 in a season in 11 years, 2007

Led the Big Ten in total bases (145), hits (90) and homers (13), 2007

Led the Fighting Illini in batting average (.400), hits (90), RBI (56), runs (55), homers (13), slugging percentage (.644) and on-base percentage (.461), 2007

Big Ten Player of the Week, 2007 (March 27)

Dawg of the Year at Prairie Baseball Academy, 2005

Ranks second all-time in single-season homers (7) at Prairie Baseball Academy, 2005

Listed as the ninth-best Canadian prospect for the MLB Draft, 2005

Top Male Athlete in the Grande Prairie Composite graduating class, 2003

Chosen by the Tampa Bay Rays in 49th round of the MLB Draft (No. 1,429 overall), 2003

## FLORIDA BASEBALL SUPPORT STAFF



### PAUL CHANDLER

BASEBALL STRENGTH &  
CONDITIONING COORDINATOR  
SEVENTH SEASON AT FLORIDA

Paul Chandler is in his seventh season as the Strength and Conditioning Coordinator for the baseball program and in his fifth season working with the Gator softball program at the University of Florida. His responsibilities include designing and implementing year-round strength, speed and conditioning workouts for the Gators in the Griffin/Oakley Strength and Conditioning Center. Chandler guides each student-athlete through an individual training program designed to enhance strength, as well as explosive power, speed, agility, endurance, coordination, balance, flexibility and mental toughness.

In addition to working with UF's baseball program, which has made NCAA College World Series appearances in 2010, 2011, 2012 and 2015 under his direction and claimed Southeastern Conference titles in 2010, 2011 and 2014, Chandler picked up strength and conditioning duties working with UF's softball squad prior to the 2011 season. His work has been instrumental as the Gators have captured back-to-back national championships at the Women's College World Series in Oklahoma City in 2014 and 2015. In fact, UF softball has made the WCWS in three straight campaigns on his watch and also captured SEC Championships in 2013 and 2015. The 2015 softball recipient of the Honda Sports Award, Lauren Haeger became the third individual to win the USA Softball National Collegiate Player of the Year, the WCWS Most Outstanding Player and the Honda Award in the same season.

Chandler's efforts have helped the Gators total 48 Major League Draft picks during his tenure, including a school-record 11 selections in 2011 and a total of four first-round picks: catcher Mike Zunino, third overall to the Seattle Mariners in 2012, left-hander Brian Johnson, 31st overall to the Boston Red Sox in 2012, right-hander Jonathon Crawford, 20th overall to the Detroit Tigers in 2013, and shortstop Richie Martin, 20th overall to the Oakland A's in 2015.

Zunino was Florida's first Dick Howser Trophy recipient, USA Baseball Golden Spikes Award winner and Johnny Bench Award winner in 2012 after being named the 2011 SEC Player of the Year, while Johnson was the Gators' first-ever John Olerud Two-Way Player of the Year recipient. Five players

garnered a total of 12 All-American honors in '12: Johnson, right-hander Austin Maddox, left-hander Steven Rodriguez, outfielder Preston Tucker and Zunino, while second baseman Casey Turgeon was a Freshman All-American from Baseball America and Perfect Game. Rodriguez was the first player from the 2012 MLB Draft to reach the Major Leagues with the Los Angeles Dodgers, while Mariners' starting catcher Zunino became the first position player from that Draft to be called up to the Majors.

The SEC Champion Gators had a pair of All-Americans and two Freshman All-Americans in 2014. Taylor Gushue, the first-team All-SEC catcher, was a second-team All-American by Louisville Slugger and a fourth-round selection of the Pittsburgh Pirates. Right-hander Logan Shore, the National Freshman of the Year by Perfect Game and the first Gator pitcher to be named the SEC Freshman of the Year, earned third-team A-A honors from Louisville Slugger and was a unanimous Freshman All-American. A member of the SEC All-Freshman Team, designated hitter/first baseman Peter Alonso picked up Freshman All-America recognition from the National Collegiate Baseball Writers Association (NCBWA).

Last season, Chandler's work resulted in a three All-Americans and three Freshman All-Americans from the SEC Tournament Champion and third-ranked Gators, who were one victory shy of the CWS Championship Finals. Catcher/designated hitter JJ Schwarz was tabbed as the National Freshman Hitter of the Year by the NCBWA and was Louisville Slugger's Co-Freshman of the Year on his way to consensus All-American and Freshman All-American acclaim. Left fielder Harrison Bader, a third-round pick by the St. Louis Cardinals, and third baseman Josh Tobias, a 10th-round choice of the Philadelphia Phillies, were also All-Americans for the first time before turning pro. Second baseman Dalton Guthrie and catcher/designated hitter Mike Rivera each achieved Freshman All-America status and the trio of Guthrie, Rivera and Schwarz was members of the SEC's All-Freshman team.

Chandler previously assisted in the design, organization and execution of strength and conditioning program for the Gator football

team. He was part of the staff for the 2006 squad that brought home the school's second national championship and seventh SEC title and has worked with a total of 11 Gators who were selected in the first round of the NFL Draft. Over the course of his career at Florida and West Virginia University, Chandler has overseen the development of 57 NFL Draft picks, 51 MLB Draft selections and 10 Major Leaguers.

He is officially certified through the National Strength and Conditioning Association (NSCA) as a Strength and Conditioning Specialist. Chandler is a member of the Collegiate Strength and Conditioning Coaches association (CSCCa) and has passed the Strength and Conditioning Coach Certified (SCCC) certification examination.

The SCCC is the most comprehensive certification of its kind and tests the candidates' scientific knowledge, as well as their ability to apply this knowledge in a live working, practical environment. Those candidates preparing to take this certification examination must undergo an eight-to-nine month internship under the supervision of a CSCCa approved mentor. This mentor's responsibility is to guide the candidate and help him develop the skills necessary to become a successful strength and conditioning coach. In addition, Chandler has completed American Red Cross CPR training and earned his Automated External Defibrillator (AED) certification.

At Florida, Chandler manages and organizes student-athletes' data, organizes and administers weight room scheduling, purchasing and maintenance and assists in the planning of the strength and conditioning all-sports clinics and camps. He also helps with the mentoring of the strength and conditioning interns.

Prior to his return to Gainesville in January 2010, Chandler was a strength and conditioning coordinator at West Virginia for two years, working primarily with the Mountaineer football and baseball teams. Chandler went to Morgantown after a three-year stint at Florida as a strength and conditioning assistant coach for two years and as an intern for one. In that capacity, he worked with Gator football, throwers for the women's track team and oversaw the strength and

conditioning program for members of UF's men's and women's swimming programs.

In addition, he served as a graduate assistant football and strength coach at Harding University between January and July 2005. During this time frame, Chandler assisted with the development of the Bison defensive line and led strength and conditioning workouts and pool workouts.

A 2003 graduate of Harding with a bachelor's degree in kinesiology, he earned a master's degree in education with emphasis on kinesiology from Harding in 2005. Chandler and his wife, Veronica, live in the Gainesville area with their son, Jack, and daughter, Vivian.

## FLORIDA BASEBALL SUPPORT STAFF



### **JON MICHELINI**

**BASEBALL ATHLETIC TRAINER  
THIRD SEASON AT FLORIDA**

Jon Michelini is in his third season as the Head Athletic Trainer for the Gator baseball program and is responsible for the prevention, care and rehabilitation of injuries. He also oversees the management of the baseball and softball athletic training facilities.

Michelini joined Florida's athletic training staff in January 2014 and helped the Gators to their third Southeastern Conference Championship in the past five years that season. Last spring, UF claimed the SEC Tournament and swept through the Regional and Super Regionals held at McKethan Stadium before finishing tied for the third at the NCAA College World Series at TD Ameritrade Park Omaha. While at LSU beginning in the fall of 2010, he worked with the Tigers' baseball program and had secondary responsibilities overseeing men's golf and cheerleading.

Michelini went to Baton Rouge after spending three years at Auburn as the certified trainer for baseball. Before his time on the Plains, Michelini spent three years at Stetson as an assistant athletic trainer, working primarily with men's soccer and baseball.

Prior to joining Stetson, Michelini served as a certified graduate assistant at South Alabama, working with track & field, cross country and baseball. He earned his master's degree in exercise science from South Alabama in 2004.

Michelini received his bachelor's of science in exercise and sport sciences from the University of Florida in 2001. In his first stint in Gainesville, he worked with the Gators' baseball team under head coach Andy Lopez.

Michelini also interned with HealthSouth, Buchholz High School, Hampton Oaks Sports Medicine Center and Gaither High School.

A native of Oradell, N.J., he is married to the former Heather Quicke of Perry, Fla. The couple has two children, a daughter, Lillian, and a son, Hamilton.



### **EDMUND BOYD**

**ASSISTANT DIRECTOR OF  
ATHLETIC EQUIPMENT  
10TH SEASON AT FLORIDA**

Edmund Boyd is in his 10th season as UF's Assistant Director of Athletic Equipment and is Gator Baseball's Equipment Manager, a position he undertook in December of 2006. His main responsibilities revolve around ordering and accounting all of Florida's baseball equipment from Easton, New Era, Nike and Rawlings, while also directing actual game-day equipment efforts for the team. Boyd oversees a staff of seven student managers and runs a state-of-the-art area within the baseball complex which houses everything needed by the student-athletes.

A native of Fresno and then Ridgecrest, Calif., Boyd earned his bachelor's degree in administrative management in 1989 from the University of Arkansas and received his master's in recreation management from UA in 1990. From 1991-99, he worked in the intramural sports program at the University of Florida and assisted in game-day operations for the Gator baseball and football programs between 1991 and 2006. Boyd was also the Regional Manager for DeConna Ice Cream for six years spanning 2000-06. He resides in Gainesville with his wife, Barbara, and has four children: Tommy (15), Katherine (10), Penelope (4) and Alexandra (1).



### **ANN HUGHES**

**ASSISTANT DIRECTOR OF  
STUDENT SERVICES  
35TH SEASON AT FLORIDA**

Ann Hughes is in her 35th year at the University of Florida and is currently the Assistant Director of Student Services for the Office of Student Life. She coordinates housing and orientation for all of the Gator student-athletes, is responsible for international student-athlete services and assists with the graduation studies. In addition to working as the Academic Counselor for the Gator baseball team for the past 21 years, Hughes also acts in the same capacity for the men's and women's golf student-athletes. When she started working with UF in 1981 as an Academic Counselor, Hughes was one of the first full-time academic counselors for female student-athletes in the nation.

Prior to coming to Florida, Hughes worked at the University of Nebraska-Lincoln as a graduate intern in 1981. She worked directly with the football and basketball student-athletes in academic advising and coordinating official visits for their recruits. In 1979, Hughes worked in San Diego, Calif., with the Aztec Athletic Foundation of San Diego State University and the Holiday Bowl. She also worked with the National Football League's Seattle Seahawks in 1977 as a Public Relations Assistant.

A native of Tacoma, Wash., Hughes graduated from the University of Washington in Seattle, where she received a bachelor's degree in history in 1978. She continued her education at Ohio University, earning her master's in education and sports administration in 1979. While at these institutions, Hughes she also worked in their athletic departments as a student and graduate assistant in the athletics director's office. She has served on the Executive Board of the National Association of Athletic Advisors for Athletics and was awarded their Distinguished Service Award in 1997.

## FLORIDA BASEBALL SUPPORT STAFF



### **BUDDY MUNROE** DIRECTOR OF BASEBALL OPERATIONS FIFTH SEASON AT FLORIDA

Former Gator catcher Buddy Munroe is in his second season as the Director of Baseball Operations for the University of Florida baseball program following a season as the team's volunteer assistant coach. After being taken in the 22nd round of the 2009 Major League Baseball Draft by Minnesota with the 672nd choice, Munroe played two seasons with the Twins' minor league affiliates in Elizabethton (Tenn.) and Beloit (Wis.).

He manages UF's team travel arrangements by organizing flights, bus trips and hotel accommodations, oversees the budget and assists all members of the coaching staff in their day-to-day tasks and recruiting paperwork. Munroe's other responsibilities include serving as a game manager, coordinating maintenance within the \$13-million-dollar facility, as well as hiring and managing the ushers for home games at McKethan Stadium. In addition, he is involved with everything related to the Gator baseball camps which are held several times per year.

Munroe's efforts in 2015 helped the squad make its ninth trip to Omaha, Neb., for the NCAA College World Series and the Gators also claimed the SEC Tournament in Hoover, Ala. UF reached Regionals every year that he was on the coaching staff as a volunteer assistant and as a student assistant.

In helping Florida reach the 2009 NCAA Gainesville Super Regional as a junior, Munroe played in 51 games, starting 40 games behind the plate and four as the designated hitter. He hit .270 with 26 RBI, 23 runs, 11 walks, seven doubles and five homers and was 3-for-4 on the basepaths. In SEC play, Munroe batted .275 with 14 runs, 14 RBI and five doubles. Eight of his 25 hits in league play went for extra bases, as he had five doubles and three round-trippers. He started two of the three games at catcher during the NCAA Gainesville Regional and was 2-for-5 in the finale against Miami (FL), with an RBI grounder in the five-run first inning and he later doubled and scored in the third stanza. Munroe delivered the game-winning hit, a walk-off single with a one-out and the bases loaded in the bottom of the ninth, to down Florida State on St. Patrick's Day, when he was 3-for-5 with two RBI.

During his sophomore season in 2008, Munroe started at catcher 32 times in 38 games played and batted .237 with 17 RBI. He scored 15 runs, with four doubles, three homers and three sacrifice flies. Munroe started every game of the series at Ole Miss and was second on the squad with a .400 (4-for-10) effort. He set a season high with three RBI and belted his first homer in the finale, when he was 2-for-3 and scored twice to help UF secure its first series victory in Oxford since 1997. Munroe joined the Gators after seeing action in five games as a rookie at Clemson.

The Miami native was chosen all-state as a senior at Christopher Columbus High School under head coach Joe

Weber. He was a member of the East Coast Professional Showcase and Florida Diamond Club in 2005, rated as the No. 195 prospect in the nation by Perfect Game and the No. 20 prospect in Florida by the organization. His squad captured the 6A state championship when he was a freshman.

Munroe earned his bachelor's degree in anthropology from Florida in 2013 and is currently pursuing his master's degree in sport management with a minor in entrepreneurship at UF. He married the former Nicole Critelli in October 2014.

#### **THE BUDDY MUNROE FILE**

**Birthdate:** August 28, 1987

**Hometown:** Miami, Fla.

**Education:** Bachelor of Arts - Anthropology, University of Florida, 2013

Master of Science – Sport Management, University of Florida, 2015

#### **COACHING CAREER:**

Student Assistant Coach, University of Florida, 2012-13

Volunteer Assistant Coach, University of Florida, 2013-14

Director of Baseball Operations, University of Florida, 2014-present

#### **COLLEGIATE PLAYING CAREER:**

Clemson University, 2007

University of Florida, 2008-09

#### **PROFESSIONAL BASEBALL EXPERIENCE:**

Elizabethton (Tenn.) Twins (Rookie - Appalachian League), 2009-10

Beloit (Wis.) Snappers, (Class A – Midwest League), 2009

# FLORIDA BASEBALL SUPPORT STAFF



**JOSH ADAMS**  
STUDENT ASSISTANT COACH



**R.J. ARENA**  
STUDENT MANAGER



**BRIAN BARTON**  
DIRECTOR OF FACILITIES



**DENNIS BLACK**  
SENIOR PRODUCER,  
GATORVISION



**BO BOSWELL**  
STUDENT MANAGER



**TODD CAMPBELL**  
ASSISTANT TURF  
COORDINATOR



**ZACH CRONIN**  
STUDENT MANAGER



**MARK GAJDA**  
ASST. A.D. - TICKET  
OPERATIONS



**JOCELYN  
GRAVLEE, M.D.**  
TEAM PHYSICIAN



**GARRETH  
GUTIERREZ**  
PRODUCTION SPECIALIST,  
GATORVISION



**MIKE HILL**  
EXECUTIVE ASSOC. A.D. -  
EXTERNAL AFFAIRS



**CHIP HOWARD**  
EXECUTIVE ASSOC. A.D. -  
INTERNAL AFFAIRS



**GARRETT HUDSON**  
STUDENT MANAGER




**TRAVIS KWOK**  
VIDEO COORDINATOR



**AUSTIN LILE**  
STUDENT MANAGER



**CHRIS  
MATARAZZO**  
ATHLETIC TRAINING INTERN



**ANTHONY MELE**  
BASEBALL PROGRAM  
ASSISTANT



**MIKE MOSER,  
M.D.**  
ORTHOPEDIC SURGEON



**JON RUBIN**  
ASST. A.D. - GATORVISION



**MARTIN  
SALAMONE**  
ASST. A.D. - MARKETING &  
PROMOTIONS



**THOM SAVAGE**  
ASSOCIATE DIRECTOR, TICKET  
OPERATIONS



**JOHN SULLIVAN**  
DIRECTOR OF SPORTSHOP




**WES ULM**  
STRENGTH & CONDITIONING  
INTERN



**MICHAEL WARD**  
ASSISTANT DIRECTOR,  
MARKETING & PROMOTIONS



**STEPHANIE  
WILSON**  
COORDINATOR OF SPORTS  
NUTRITION



# **2016 GATOR BASEBALL**

## **PLAYER PROFILES**

# VETERAN PLAYER PROFILES



# #20 PETER ALONSO

INF • 6-2 • 225 • R/R • JUNIOR • 2L  
TAMPA, FLA. • PLANT HIGH SCHOOL  
MAJOR: HISTORY

**2015 SEC All-Tournament Team**

**2014 NCBWA Second Team Freshman All-American**

**2014 SEC All-Freshman Team**

**AS A SOPHOMORE (2015):** Missed the Gators' first 30 games of the season while recovering from a broken foot... Started 39 games at first base and hit .301 with 33 runs, 32 RBI, 10 doubles, five homers and a pair of triples... Committed just one error and registered a .997 fielding percentage... Turned in 13 multiple-hit games and nine multiple-RBI efforts and reached base in UF's final 20 games... Had a .282 average in 21 SEC contests, with 16 RBI, 15 runs, seven doubles and three homers... Ranked second on the Orange and Blue with a .340 (18-for-53) clip in 15 postseason outings, with 17 runs, 15 RBI, eight walks and seven extra-base hits (three doubles, two triples and two homers)... Hit the two longest homers in TD Ameritrade Park history during the NCAA College World Series – a 429-foot blast against Virginia on June 20 and a 421-foot shot versus Miami on June 17... Drove in a team-high seven runs for the Gators in Omaha and was 5-for-18 (.278)... Batted .400 (4-for-10) during the sweep of Florida State in the NCAA Gainesville Super Regional and was 3-for-5 with a career-high three runs in Game 2... Roped a two-run single in the winner's bracket game of the NCAA Gainesville Regional victory over USF... Was named to the SEC All-Tournament Team after going 6-for-13 (.462)

with five RBI, five runs and five walks as Florida brought home the title... Matched his career best of three walks in the 2-1 decision over No. 1 LSU... Was a perfect 3-for-3 and tallied three RBI in the 11-2 triumph over Auburn... Over four games against the Tigers during the campaign, Alonso hit .538 (7-for-13) and had six RBI... Keyed the sweep of Mississippi State in Starkville by going 7-for-12 (.583), highlighted by a career-best 4-for-5 outing in the finale in which he clubbed two homers and had a double as part of a four-RBI afternoon... Went 2-for-4 in the series opener against No. 21 South Carolina with two RBI and scored twice... Making his season debut, Alonso delivered a two-run double during the 5-1 win at Missouri.

**AS A FRESHMAN (2014):** Chosen as a second-team Freshman All-American by the National Collegiate Baseball Writers Association (NCBWA)... One of three Gators named to the SEC All-Freshman Team... Batted .264 with 32 RBI, 19 walks, 18 runs, six doubles, four homers and two triples in 60 games... Started 58 games for the Gators, 30 as the designated hitter, 24 at first base and four at third base... Hit .290 in SEC play, was second on the club with 23 RBI and all four of his round-trippers during the season came in league action... Drove in a pair of runs as UF eliminated No. 22 Mississippi State from the SEC Tournament... Blasted a three-run homer in the first meeting at Tennessee and was 2-for-5 in the extra-inning victory over the Vols... Went 3-for-4 and tallied four RBI as the Orange and Blue finished

## ALONSO'S CAREER HIGHS

**At Bats:** 5, 17x, last vs. Miami (FL) (6/17/15)

**Runs Scored:** 3 vs. Florida State (6/6/15)

**Hits:** 4 vs. Mississippi State (4/19/15)

**RBI:** 5 vs. Missouri (4/25/14)

**Doubles:** 1, 16x, last vs. Miami (FL) (6/17/15)

**Triples:** 1, 4x, last vs. Florida State (6/6/15)

**Home Runs:** 2 vs. Mississippi State (4/19/15)

**Walks:** 3, 2x, last vs. LSU (5/23/15)

**Stolen Bases:** 1 vs. Florida State (3/18/14)

**Hit Streak:** 7 games (2/23-3/8/14)

off a weekend sweep of No. 20 Alabama with a 13-3 triumph... Delivered a two-run double in the third inning, an RBI single in the fifth and a solo shot in the seventh... Notched a career-high five RBI and was 3-for-4 in the 7-1 win over Missouri on April 25 that gave the Gators the SEC lead... Was a homer shy of the cycle after a two-run single in the second, an RBI triple in the sixth and a two-run double in the eighth... Went 2-for-4 with an RBI single in the 7-1 victory at FGCU... Scored twice in the shutout of No. 1 Florida State in Tallahassee... Hit .538 (7-for-13) in the weekend series at No. 19 Kentucky, with a three-run homer in the finale that brought the visitors within 9-8... Moved the Gators in front of No. 4 LSU with a two-run single in the fourth inning, leading the way to a sweep of the Tigers... Collected a pair of hits as UF downed Texas A&M in game one at Blue Bell Park... Opened the scoring in the SEC opener with an RBI grounder against Arkansas... Went 3-for-4 in the second meeting with Illinois... Roped his first career triple and was 2-for-5 as the Gators edged No. 17 Miami (FL), 6-4... Lofted a sacrifice fly in the third inning against North Florida for his first RBI as a Gator... Started at designated hitter on opening night versus Maryland and was 1-for-2 with a run scored.

**SUMMER:** Played for the Bourne Braves of the Cape Cod League last summer... Participated in the Home Run Derby during the CCBL All-Star Game... Batted .255 in 26 regular-season games, with 13 RBI, nine walks, five runs and three doubles... Had a .267 (4-for-15) average in four playoff games and was 4-for-7 (.571) in the Braves' sweep of Wareham... Rated the No. 4 prospect in the Northwoods League by both Baseball America and Perfect Game in 2014... Played for the Madison (Wis.) Mallards that summer with Gator teammate Kirby Sneed and was named the league's Most Valuable Player... Ranked No. 2 on the Northwoods League Top 200 released by the league office and was tabbed the best overall hitter... Named as a first-team Summer Collegiate All-American by Perfect Game... Among the league leaders, he was second in homers (18), third in batting average (.354) and fifth in RBI (53)...

## ALONSO'S CAREER STATISTICS

### OVERALL SEASON STATISTICS

| YEAR          | AVG.        | GP-GS        | AB         | R         | H         | 2B        | 3B       | HR       | RBI       | BB        | SO        | SB-ATT     |
|---------------|-------------|--------------|------------|-----------|-----------|-----------|----------|----------|-----------|-----------|-----------|------------|
| 2014          | .264        | 60-58        | 197        | 18        | 52        | 6         | 2        | 4        | 32        | 19        | 35        | 1-1        |
| 2015          | .301        | 39-39        | 143        | 33        | 43        | 10        | 2        | 5        | 32        | 18        | 22        | 0-0        |
| <b>CAREER</b> | <b>.279</b> | <b>99-97</b> | <b>340</b> | <b>51</b> | <b>95</b> | <b>16</b> | <b>4</b> | <b>9</b> | <b>64</b> | <b>37</b> | <b>57</b> | <b>1-1</b> |

### SEC REGULAR-SEASON STATISTICS

| YEAR          | AVG.        | GP-GS        | AB         | R         | H         | 2B        | 3B       | HR       | RBI       | BB        | SO        | SB-ATT     |
|---------------|-------------|--------------|------------|-----------|-----------|-----------|----------|----------|-----------|-----------|-----------|------------|
| 2014          | .290        | 29-28        | 93         | 9         | 27        | 3         | 1        | 4        | 23        | 13        | 18        | 0-0        |
| 2015          | .282        | 21-21        | 78         | 15        | 22        | 7         | 0        | 3        | 16        | 9         | 12        | 0-0        |
| <b>CAREER</b> | <b>.287</b> | <b>50-49</b> | <b>171</b> | <b>24</b> | <b>49</b> | <b>10</b> | <b>1</b> | <b>7</b> | <b>39</b> | <b>22</b> | <b>30</b> | <b>0-0</b> |

### SEC TOURNAMENT STATISTICS

| YEAR          | AVG.        | GP-GS        | AB        | R        | H        | 2B       | 3B       | HR       | RBI      | BB       | SO       | SB-ATT     |
|---------------|-------------|--------------|-----------|----------|----------|----------|----------|----------|----------|----------|----------|------------|
| 2014          | .188        | 5-5          | 16        | 1        | 3        | 0        | 0        | 0        | 3        | 0        | 4        | 0-0        |
| 2015          | .462        | 5-5          | 13        | 5        | 6        | 0        | 1        | 0        | 5        | 5        | 2        | 0-0        |
| <b>CAREER</b> | <b>.310</b> | <b>10-10</b> | <b>29</b> | <b>6</b> | <b>9</b> | <b>0</b> | <b>1</b> | <b>0</b> | <b>8</b> | <b>5</b> | <b>6</b> | <b>0-0</b> |

### NCAA TOURNAMENT STATISTICS

| YEAR          | AVG.        | GP-GS        | AB        | R         | H         | 2B       | 3B       | HR       | RBI       | BB       | SO       | SB-ATT     |
|---------------|-------------|--------------|-----------|-----------|-----------|----------|----------|----------|-----------|----------|----------|------------|
| 2014          | .000        | 1-1          | 4         | 0         | 0         | 0        | 0        | 0        | 0         | 0        | 0        | 0-0        |
| 2015          | .300        | 10-10        | 40        | 12        | 12        | 3        | 1        | 2        | 10        | 3        | 7        | 0-0        |
| <b>CAREER</b> | <b>.273</b> | <b>11-11</b> | <b>44</b> | <b>12</b> | <b>12</b> | <b>3</b> | <b>1</b> | <b>2</b> | <b>10</b> | <b>3</b> | <b>7</b> | <b>0-0</b> |

## VETERAN PLAYER PROFILES

Scored 43 runs and drew 20 walks in 59 games...Alonso's total of 18 round-trippers was a Mallards' single-season record...Chosen as the NWL All-Star Game Star of Stars Most Valuable Player after belting a three-run shot in the South Division's 3-0 victory...Tallied five RBI in his second game of the year, going 3-for-5 with a homer.

**HIGH SCHOOL:** Infielder from Plant High School who played for head coach Dennis Braun...Three-time member of Tampa Bay Times' All-Suncoast Team...Alonso was a second-team Preseason All-American and was named to the Florida All-Region First Team by Rawlings/Perfect Game prior to his senior year...Ranked No. 19 in the state of Florida and No. 2 at third base in the Class of 2013 Final Rankings from Perfect Game...Rated No. 116 nationally and No. 7 among third basemen from Perfect Game... Turned in a career high school batting average of .460 (116-for-252) and drove in 99 runs...Sported an on-base percentage of .517...Almost 47 percent of his hits went for extra bases, as Alonso had 36 doubles, 17 homers and a triple...Hit .387 as a senior, with 24 runs, 22 RBI, nine doubles and seven homers...Named to the Tampa Tribune's All-Hillsborough County team and collected his team's leadership award... Received the 2013 Wade Boggs Athletic Achievement Award, based upon outstanding athletic skills, exceptional academic achievement, good sportsmanship and exemplary conduct...Other former Gators who have earned the honor include Tommy Toledo (2007) and Alex Panteliodis (2008), while Preston Tucker (2008) and Daniel Gibson (2010) were honorable mention recipients...Was invited to the USA Baseball 18-U National Team trials in the summer preceding his final prep season...Led all public school hitters in 2012 with a .485 clip...Also had 24 RBI, 11 doubles, six homers and a .912 slugging percentage that season...Before transferring to Plant before his junior year, Alonso set single-season school records at Jesuit High School in hits (54) and RBI (53)...He batted .495 as a sophomore, with 16 doubles and four homers for the Class 4A state finalist Tigers, driving in 16 runs in eight postseason games...Was chosen to MaxPreps Sophomore All-American team in 2011...Two-time winner of team's best hitter award...Member of the National Honor Society at Plant.

**PERSONAL:** Peter Morgan Alonso was born Dec. 7, 1994, in Tampa, Fla...His parents are Peter and Michelle Alonso...Has one brother, Alex, 15...Attended same high school as Gator Great Preston Tucker...His cousin, Derek Morgan, played baseball at Division II Indiana Tech...Enjoys fishing, playing ping pong and video games...Was also recruited by Alabama, Miami, North Carolina and Stanford...Majoring in history.

## VETERAN PLAYER PROFILES



# #37

# SHAUN ANDERSON

RHP • 6-5 • 230 • R/R • JUNIOR • 2L  
 CORAL SPRINGS, FLA. • AMERICAN HERITAGE HIGH SCHOOL  
 MAJOR: ADVERTISING

### 2015 SEC Academic Honor Roll

### 2014 SEC First-Year Academic Honor Roll

**AS A SOPHOMORE (2015):** Earned a berth on the SEC Academic Honor Roll. . .Saw action in 16 games spanning 22 innings and was 0-0 with a 4.09 earned run average. . .Made his first career start at No. 13 Florida State in Tallahassee on April 14 and yielded two hits and a run in 2.1 innings. . .Had six relief appearances during SEC play and recorded eight strikeouts in nine innings of work. . .Was not scored upon in four postseason appearances and totaled eight strikeouts without yielding any walks. . .Closed the 10-2 victory over No. 8 Miami at the NCAA College World Series with a pair of strikeouts, ending the Hurricanes' season. . .Came through with a career-best four punch-outs over two frames in the NCAA Gainesville Regional shutout of Florida A&M. . .Fanned the lone batter he faced during the SEC Tournament Championship Game against Vanderbilt. . .Tossed a perfect eighth inning in the series-opening triumph over No. 21 South Carolina. . .Struck out two of three batters he faced as the Gators claimed the regular-season series with a 2-1 win over Miami at McKethan Stadium. . .Equaled his career-long of 2.2 innings in the second game of the year versus Rhode Island.

**AS A FRESHMAN (2014):** Named to the SEC First-Year Academic Honor Roll. . .Made 14 relief appearances for the Gators and was 0-2 with a 5.60 ERA and one save in 17.2

innings. . .The righty totaled eight strikeouts and issued three walks. . .Saw action in five SEC games spanning five innings. . .Threw two scoreless frames against Mercer with a K. . .Closed the 7-1 victory at FGCU by retiring all three batters he faced. . .Worked a season-high 2.2 innings and limited No. 17 Miami to one run in the series opener in Coral Gables. . .Debuted with a scoreless inning and picked up a save against North Florida on Feb. 19.

**SUMMER:** Competed for the Wareham Gatemen of the Cape Cod League last summer. . .In eight appearances, including three starts, Anderson was 0-2 with a 4.09 ERA in 22 innings and totaled 15 K. . .Started the opener of the CCBL Playoffs but was on the hook for the defeat to Bourne. . .Fired four shutout frames in a 5-2 win over Harwich. . .Notched six strikeouts and gave up one hit over five scoreless innings against Bourne. . .Played for the Lakeshore (Wis.) Chinooks in 2014, along with Gator teammate Ryan Larson. . .Ranked as the No. 49 top prospect in the NWL by Perfect Game. . .The Chinooks were crowned as the 2014 Perfect Game Summer Collegiate Team of the Year after winning the league's championship. . .Ranked No. 34 on the Northwoods League Top 200 released by the league office. . .In 10 regular-season appearances, including eight starts, Anderson was 5-1 with a 2.40 ERA and had 43 strikeouts in 52.1 innings. . .Worked 8.2 innings in Game 2 of Lakeshore's Divisional Series against Wisconsin, yielding one run on six hits, with five strikeouts and a walk. . .Did not

## ANDERSON'S CAREER HIGHS

- Innings (Starter):** 2.1 vs. Florida State (4/14/15)
- Innings (Reliever):** 2.2, 4x, last vs. Missouri (4/4/15)
- Strikeouts:** 4 vs. Florida A&M (5/29/15)
- Hits Allowed:** 5 vs. Kentucky (4/6/14)
- Runs:** 3, 2x, last vs. Fairfield (3/10/15)
- Earned Runs:** 3 vs. Fairfield (3/10/15)
- Walks:** 1, 6x, last vs. Georgia (5/1/15)

receive a decision but his squad won on a walk-off single in the 10th inning.

**HIGH SCHOOL:** Right-handed pitcher from American Heritage High School who played for head coach Bruce Aven. . .Selected in the 40th round of the 2013 Major League Baseball Draft by the Washington Nationals with the 1,216th and final pick of the three-day event. . .Named the 15th recipient of the annual MLB.com "Don't Count Him Out Award," marking the second year in a row that a Gator had earned the accolade after former Gator right-hander Eric Hanhold was tabbed in 2012. . .Was named to Rawlings/Perfect Game Preseason Florida Region First Team prior to his senior year. . .Ranked No. 30 in the state of Florida, No. 6 among right-handers in the Class of 2013 Final Rankings from Perfect Game. . .An all-state pick in Class 5A who was named the 2013 Miami Herald/Sun-Sentinel Broward County 5A-2A Pitcher of the Year. . .Anderson was 12-1 and registered a 1.10 ERA in 70 innings, with 94 strikeouts, three complete games and a pair of shutouts. . .Chosen to the MaxPreps 2013 Baseball Medium Schools All-American Team. . .Fired a four-hitter in the Region 4-5A semifinal as American Heritage blanked Jensen Beach, 10-0. . .Was 6-1 with a 0.77 ERA and totaled 74 strikeouts in 63 innings as a junior, when the Patriots claimed the Class 5A state title. . .Limited Tampa Jesuit to one hit over seven innings and retired the final 14 batters he faced during the semifinal round, a 3-0 victory. . .American Heritage went on to defeat Ponte Vedra, 9-0, to bring home the 2012 state title.

**PERSONAL:** Shaun Joseph Anderson was born Oct. 29, 1994, in Coral Springs, Fla. . .His parents are Keith and Linda Anderson, both of whom attended Monmouth. . .Has an older sister, Stephanie, 23, who attended Florida State, and a younger brother, Jack, 14. . .Enjoys fishing and playing golf. . .Chose to attend Florida because he always wanted to be a Gator. . .Majoring in advertising.

## ANDERSON'S CAREER STATISTICS

### OVERALL SEASON STATISTICS

| YEAR          | ERA         | W        | L        | APP       | GS       | CG       | SHO      | CBO      | SV       | IP          | H         | R         | ER        | BB       | SO        |
|---------------|-------------|----------|----------|-----------|----------|----------|----------|----------|----------|-------------|-----------|-----------|-----------|----------|-----------|
| 2014          | 5.60        | 0        | 2        | 14        | 0        | 0        | 0        | 0        | 1        | 17.2        | 27        | 14        | 11        | 3        | 8         |
| 2015          | 4.09        | 0        | 0        | 16        | 1        | 0        | 0        | 1        | 0        | 22.0        | 20        | 11        | 10        | 6        | 21        |
| <b>CAREER</b> | <b>4.76</b> | <b>0</b> | <b>2</b> | <b>30</b> | <b>1</b> | <b>0</b> | <b>0</b> | <b>1</b> | <b>1</b> | <b>39.2</b> | <b>47</b> | <b>25</b> | <b>21</b> | <b>9</b> | <b>29</b> |

### SEC REGULAR-SEASON STATISTICS

| YEAR          | ERA         | W        | L        | APP       | GS       | CG       | SHO      | CBO      | SV       | IP          | H         | R         | ER       | BB       | SO       |
|---------------|-------------|----------|----------|-----------|----------|----------|----------|----------|----------|-------------|-----------|-----------|----------|----------|----------|
| 2014          | 9.00        | 0        | 1        | 5         | 0        | 0        | 0        | 0        | 0        | 5.0         | 11        | 8         | 5        | 3        | 1        |
| 2015          | 4.00        | 0        | 0        | 6         | 0        | 0        | 0        | 0        | 0        | 9.0         | 9         | 4         | 4        | 2        | 8        |
| <b>CAREER</b> | <b>5.79</b> | <b>0</b> | <b>1</b> | <b>11</b> | <b>0</b> | <b>0</b> | <b>0</b> | <b>0</b> | <b>0</b> | <b>14.0</b> | <b>20</b> | <b>12</b> | <b>9</b> | <b>5</b> | <b>9</b> |

### SEC TOURNAMENT STATISTICS

| YEAR          | ERA         | W        | L        | APP      | GS       | CG       | SHO      | CBO      | SV       | IP         | H        | R        | ER       | BB       | SO       |
|---------------|-------------|----------|----------|----------|----------|----------|----------|----------|----------|------------|----------|----------|----------|----------|----------|
| 2015          | 0.00        | 0        | 0        | 1        | 0        | 0        | 0        | 0        | 0        | 0.1        | 0        | 0        | 0        | 0        | 1        |
| <b>CAREER</b> | <b>0.00</b> | <b>0</b> | <b>0</b> | <b>1</b> | <b>0</b> | <b>0</b> | <b>0</b> | <b>0</b> | <b>0</b> | <b>0.1</b> | <b>0</b> | <b>0</b> | <b>0</b> | <b>0</b> | <b>1</b> |

### NCAA TOURNAMENT STATISTICS

| YEAR          | ERA         | W        | L        | APP      | GS       | CG       | SHO      | CBO      | SV       | IP         | H        | R        | ER       | BB       | SO       |
|---------------|-------------|----------|----------|----------|----------|----------|----------|----------|----------|------------|----------|----------|----------|----------|----------|
| 2015          | 0.00        | 0        | 0        | 3        | 0        | 0        | 0        | 1        | 0        | 3.2        | 3        | 0        | 0        | 0        | 7        |
| <b>CAREER</b> | <b>0.00</b> | <b>0</b> | <b>0</b> | <b>3</b> | <b>0</b> | <b>0</b> | <b>0</b> | <b>1</b> | <b>0</b> | <b>3.2</b> | <b>3</b> | <b>0</b> | <b>0</b> | <b>0</b> | <b>7</b> |

## VETERAN PLAYER PROFILES



# #3

# DANE DUNNING

RHP • 6-3 • 205 • R/R • JUNIOR • 2L  
 FLEMING ISLAND, FLA. • CLAY HIGH SCHOOL  
 MAJOR: FAMILY, YOUTH & COMMUNITY SCIENCES

**AS A SOPHOMORE (2015):** Made 16 appearances and 14 starts, tied for the second-most on the Gators with A.J. Puk...Turned in a 5-2 record and registered a 4.03 earned run average...Notched 55 strikeouts in 60.1 innings and held foes to a .213 performance at the plate...Was 0-2 with a 5.40 ERA in eight SEC outings, seven of which were starts...Over 28.1 innings in league play, Dunning totaled 26 strikeouts...Started the third meeting with Virginia at the NCAA College World Series but was not involved in the decision after a 4.2-inning stint in which he gave up four hits and three runs...Closed the Gators' CWS-opening victory over No. 8 Miami (FL) with a perfect ninth inning...Started the Florida's first game of the SEC Tournament against Arkansas...Recorded a career-high eight strikeouts over four innings in the 5-1 win over USF...Held Mississippi State to one run over 5.1 innings in game two of the series in Starkville...Had five strikeouts in 4.1 innings during the nightcap of UF's doubleheader at Ole Miss...Improved his record to 4-0 with five strong innings in the Orange and Blue's third win over Maine...Completed the sweep of Stony Brook by working a career-high 6.2 innings in which he had four strikeouts and allowed zero runs...Defeated No. 8 Miami (FL) in the rubber game of the weekend series at McKethan Stadium with five no-hit frames in which he permitted an unearned run...Captured his first start of the

season against Rhode Island on Valentine's Day.

**AS A FRESHMAN (2014):** Appeared in 17 games, with one start, and was 1-1 with a 4.50 ERA...Struck out 31 batters in 24 innings and limited opponents to a .202 batting average...Saw action in seven SEC contests and went 1-1 with a 5.40 ERA...Threw three scoreless frames with four strikeouts during the NCAA Gainesville Regional against North Carolina...Set down both hitters he faced in the SEC Tournament final matchup with No. 8 LSU...Had three K in 2.2 shutout innings during the 4-3 victory at No. 20 Alabama...Finished the 8-1 triumph over Georgia with three strikeouts and zero hits allowed over 1.1 innings...Collected the win in the rubber game at No. 4 South Carolina (0.2 IP, 0 H, 0 R)...Posted career highs in innings pitched (4.1) and strikeouts (5) in the finale with Arkansas...Completed the Gators' triumph over Illinois State by striking out two of the three Redbirds he faced...Started against North Florida on Feb. 19 but was not involved in the decision.

**SUMMER:** Joined Gator teammate A.J. Puk on the Waterloo (Iowa) Bucks of the Northwoods League in 2014...Ranked as the No. 29 top prospect in the NWL by Perfect Game...In seven appearances, including six starts, Dunning was 3-3 with a 3.14 ERA...Registered

### DUNNING'S CAREER HIGHS

- Innings (Starter):** 6.2 vs. Stony Brook (3/1/15)
- Innings (Reliever):** 4.1 vs. Arkansas (3/16/14)
- Strikeouts:** 8 vs. USF (5/5/15)
- Hits Allowed:** 6, 3x, last vs. Missouri (4/5/15)
- Runs:** 5 vs. Kentucky (4/4/14)
- Earned Runs:** 4, 4x, last vs. Kentucky (4/25/15)
- Walks:** 4 vs. Tennessee (3/15/15)

39 strikeouts in 43 innings...Worked seven full innings in three of his final four starts...Totaled a season-best eight strikeouts twice, against Mankato (7.0 IP, 4 H, 2 R) and Wilmar (7.0 IP, 7 H, 4 R).

**HIGH SCHOOL:** Right-handed pitcher from Clay High School who played for head coach Rob Thompson...Chosen in the 34th round of the 2013 Major League Baseball Draft by the Toronto Blue Jays with the 1,015th overall pick...Was named to Rawlings/Perfect Game Preseason Florida All-Region Second Team prior to his senior year...Ranked No. 40 in the state of Florida, No. 8 among right-handers in the Class of 2013 Final Rankings from Perfect Game...Rated No. 490 in the 2013 Baseball America 500...Earned all-state honors in Class 5A and was Clay's Athlete of the Year...Was 5-2 with a 1.27 ERA over 72 innings...Hurled five scoreless innings in the Region 2-5A quarterfinals as the Blue Devils cruised to an 11-0 victory over North Marion...Clay fell in the regional semifinal to eventual state semifinalist Creekside, 8-4...Dunning helped his squad advance to the Class 5A state semifinals as a junior...Worked 8.1 innings and allowed only five hits in the semifinal contest, with six strikeouts, in a 1-0 setback to Ponte Vedra.

**PERSONAL:** Dane Anthony Dunning was born Dec. 20, 1994, in Fort Knox, Ky...His parents are John and Misu Dunning...Has an older sister, Nikki, 29, who served nine months in Afghanistan...His older brother, Jake, 27, is a pitcher in the San Francisco Giants' organization who made his Major League debut in June 2013 at Atlanta, a game which Dane saw in person at Turner Field...Enjoys going to the beach and playing volleyball...Chose to attend Florida because he felt it was the best school for him to excel in baseball and academically...Would also like to pursue a career as a registered dietician...Majoring in family, youth & community sciences.

### DUNNING'S CAREER STATISTICS

#### OVERALL SEASON STATISTICS

| YEAR          | ERA         | W        | L        | APP       | GS        | CG       | SHO      | CBO      | SV       | IP          | H         | R         | ER        | BB        | SO        |
|---------------|-------------|----------|----------|-----------|-----------|----------|----------|----------|----------|-------------|-----------|-----------|-----------|-----------|-----------|
| 2014          | 4.50        | 1        | 1        | 17        | 1         | 0        | 0        | 0        | 0        | 24.0        | 17        | 13        | 12        | 11        | 31        |
| 2015          | 4.03        | 5        | 2        | 16        | 14        | 0        | 0        | 0        | 0        | 60.1        | 48        | 28        | 27        | 23        | 55        |
| <b>CAREER</b> | <b>4.16</b> | <b>6</b> | <b>3</b> | <b>33</b> | <b>15</b> | <b>0</b> | <b>0</b> | <b>0</b> | <b>0</b> | <b>84.1</b> | <b>65</b> | <b>41</b> | <b>39</b> | <b>34</b> | <b>86</b> |

#### SEC REGULAR-SEASON STATISTICS

| YEAR          | ERA         | W        | L        | APP       | GS       | CG       | SHO      | CBO      | SV       | IP          | H         | R         | ER        | BB        | SO        |
|---------------|-------------|----------|----------|-----------|----------|----------|----------|----------|----------|-------------|-----------|-----------|-----------|-----------|-----------|
| 2014          | 5.40        | 1        | 1        | 7         | 0        | 0        | 0        | 0        | 0        | 11.2        | 8         | 8         | 7         | 7         | 16        |
| 2015          | 5.40        | 0        | 2        | 8         | 7        | 0        | 0        | 0        | 0        | 28.1        | 29        | 17        | 17        | 11        | 26        |
| <b>CAREER</b> | <b>5.40</b> | <b>1</b> | <b>3</b> | <b>15</b> | <b>7</b> | <b>0</b> | <b>0</b> | <b>0</b> | <b>0</b> | <b>40.0</b> | <b>37</b> | <b>25</b> | <b>24</b> | <b>18</b> | <b>42</b> |

#### SEC TOURNAMENT STATISTICS

| YEAR          | ERA          | W        | L        | APP      | GS       | CG       | SHO      | CBO      | SV       | IP         | H        | R        | ER       | BB       | SO       |
|---------------|--------------|----------|----------|----------|----------|----------|----------|----------|----------|------------|----------|----------|----------|----------|----------|
| 2014          | 0.00         | 0        | 0        | 1        | 0        | 0        | 0        | 0        | 0        | 0.2        | 0        | 0        | 0        | 0        | 1        |
| 2015          | 20.25        | 0        | 0        | 1        | 1        | 0        | 0        | 0        | 0        | 1.1        | 2        | 3        | 3        | 3        | 3        |
| <b>CAREER</b> | <b>13.50</b> | <b>0</b> | <b>0</b> | <b>2</b> | <b>1</b> | <b>0</b> | <b>0</b> | <b>0</b> | <b>0</b> | <b>2.0</b> | <b>2</b> | <b>3</b> | <b>3</b> | <b>3</b> | <b>4</b> |

#### NCAA TOURNAMENT STATISTICS

| YEAR          | ERA         | W        | L        | APP      | GS       | CG       | SHO      | CBO      | SV       | IP         | H        | R        | ER       | BB       | SO       |
|---------------|-------------|----------|----------|----------|----------|----------|----------|----------|----------|------------|----------|----------|----------|----------|----------|
| 2014          | 0.00        | 0        | 0        | 1        | 0        | 0        | 0        | 0        | 0        | 3.0        | 2        | 0        | 0        | 0        | 4        |
| 2015          | 4.76        | 0        | 0        | 2        | 1        | 0        | 0        | 0        | 0        | 5.2        | 4        | 3        | 3        | 2        | 2        |
| <b>CAREER</b> | <b>3.12</b> | <b>0</b> | <b>0</b> | <b>3</b> | <b>1</b> | <b>0</b> | <b>0</b> | <b>0</b> | <b>0</b> | <b>8.2</b> | <b>6</b> | <b>3</b> | <b>3</b> | <b>2</b> | <b>6</b> |

## VETERAN PLAYER PROFILES



# #21 ALEX FAEDO

RHP • 6-5 • 220 • R/R • SOPHOMORE • 1L  
TAMPA, FLA. • ALONSO HIGH SCHOOL  
MAJOR: EVENT MANAGEMENT

**AS A FRESHMAN (2015):** Over 19 appearances, including 12 starts, Faedo was 6-1 with a 3.23 earned run average...The right-hander worked his way into the Gators' weekend rotation by mid-season and finished third on the squad with 59 strikeouts in 61.1 innings...Went 2-0 with a 4.94 ERA in six SEC starts, with 20 strikeouts and six walks in 23.2 innings...Drew three starts in UF's postseason run and was 2-0 with a 1.98 ERA, highlighted by wins over Miami (FL) and Florida Atlantic...Registered a career-high seven strikeouts over five innings and limited the Hurricanes to one earned run in Omaha as the Gators eliminated their Sunshine State rivals...Picked up the victory in the NCAA Gainesville Regional against Florida Atlantic by holding the Owls to one run and three hits over a career-high six innings...Faedo matched his then-career-best total of six K in the 2-1 decision over FAU, sending the Gators to the Super Regional...Started the semifinal round of the SEC Tournament against No. 1 LSU (2.2 IP, 1 R)... Worked 5.1 innings to earn the win over Kentucky, with four strikeouts and one run...Helped the Orange and Blue complete the sweep of No. 21 South Carolina by totaling six strikeouts and giving up two hits and a run in 5.2 innings... Delivered three shutout frames in a relief stint versus Stetson at McKethan Stadium...Had five K in making the start against No. 8 Florida State at The Baseball Grounds of Jacksonville...Collected first career triumph with five strikeouts and three scoreless frames in the second meeting with Fairfield...Debuted with two strikeouts against Rhode Island in the eighth inning of the season opener.

**HIGH SCHOOL:** Right-hander from Alonso High School who played for his father, head coach Landy Faedo...Repeated as Alonso's Most Valuable Player and won the Andy Pried Award as the Ravens' best pitcher in 2013 and 2014... Selected in the 40th round of the 2014 Major League Baseball Draft by the Detroit Tigers with the 1,210th overall pick...Ranked No. 6 in the state of Florida and was the No. 25 right-hander in the Class of 2014 Final Rankings from Perfect Game...Earned first-team All-American honors from Louisville Slugger and first-team all-state recognition in Class 8A after going 6-2 with a 0.58 ERA...Registered 68 strikeouts in 48.1 innings, tossed five complete games and hurled four shutouts...Faedo was a second-team Preseason All-American and was named to the Florida All-Region First Team by Rawlings/Perfect Game prior to his senior year...Claimed the Florida Athletic Coaches Association District 7 Player of the Year and participated in the FACA All-Star Game...Won the 44th annual Tony Saladino Award as Hillsborough County's top prep senior... Other recent Gators to earn the honor include Tommy Toledo (2007) and Alex Panteliodis (2008), both of whom went to Alonso...Collected first-team All-Hillsborough County by the Tampa Bay Times and the Tampa Tribune and was a first-team All-Western Conference recipient... Honored at the Tampa Tribune's Parade of Athletes...Was the Tampa Tribune's Athlete of the Week after throwing a no-hitter with nine strikeouts against Bloomingdale in a district game...Collected second-team Louisville Slugger All-America acclaim as a junior, when he was 8-2 with a

### FAEDO'S CAREER HIGHS

- Innings (Starter):** 6.0 vs. Florida Atlantic (5/31/15)
- Innings (Reliever):** 3.0 vs. Stetson (4/7/15)
- Strikeouts:** 7 vs. Miami (FL) (6/17/15)
- Hits Allowed:** 6, 3x, last vs. LSU (5/23/15)
- Runs:** 4 vs. Georgia (5/3/15)
- Earned Runs:** 4 vs. Georgia (5/3/15)
- Walks:** 4 vs. Miami (FL) (6/17/15)

1.14 ERA, 87 K and 10 BB in 55.1 innings...Was a first-team all-state pick in Class 8A, first-team All-Hillsborough County by the Tampa Bay Times and second-team All-Hillsborough County by the Tampa Tribune...Was recognized with a Gold Glove Award by his team...Threw a no-hitter in Alonso's final regular-season game in 2013... Set a single-game Tony Saladino Tournament record with 17 strikeouts against Plant City and made the event's All-Tournament Team...Had been named to Perfect Game's Underclassmen Preseason All-American Team before that campaign...The Ravens captured the Class 6A state championship during his freshman year...Member of the Fellowship of Christian Athletes at Alonso.

**PERSONAL:** Alexander Michael Faedo was born Nov. 12, 1995, in Tampa, Fla...His father is Landy Faedo and his mother is Kristie Donovan...His father played baseball at Saint Leo...Has a pair of brothers, Jake Donovan, 13, and Chance Donovan, 9...His cousin, Lenny Faedo, played shortstop for the Minnesota Twins from 1980-84...Enjoys playing baseball and hanging out with his friends...Attended the same high school as Gator senior catcher Mike Fahrman...Chose to attend Florida because it was his childhood dream school...Majoring in event management.

## FAEDO'S CAREER STATISTICS

### OVERALL SEASON STATISTICS

| YEAR          | ERA         | W        | L        | APP       | GS        | CG       | SHO      | CBO      | SV       | IP          | H         | R         | ER        | BB        | SO        |
|---------------|-------------|----------|----------|-----------|-----------|----------|----------|----------|----------|-------------|-----------|-----------|-----------|-----------|-----------|
| 2015          | 3.23        | 6        | 1        | 19        | 12        | 0        | 0        | 0        | 0        | 61.1        | 59        | 25        | 22        | 16        | 59        |
| <b>CAREER</b> | <b>3.23</b> | <b>6</b> | <b>1</b> | <b>19</b> | <b>12</b> | <b>0</b> | <b>0</b> | <b>0</b> | <b>0</b> | <b>61.1</b> | <b>59</b> | <b>25</b> | <b>22</b> | <b>16</b> | <b>59</b> |

### SEC REGULAR-SEASON STATISTICS

| YEAR          | ERA         | W        | L        | APP      | GS       | CG       | SHO      | CBO      | SV       | IP          | H         | R         | ER        | BB       | SO        |
|---------------|-------------|----------|----------|----------|----------|----------|----------|----------|----------|-------------|-----------|-----------|-----------|----------|-----------|
| 2015          | 4.94        | 2        | 0        | 6        | 6        | 0        | 0        | 0        | 0        | 23.2        | 25        | 13        | 13        | 6        | 20        |
| <b>CAREER</b> | <b>4.94</b> | <b>2</b> | <b>0</b> | <b>6</b> | <b>6</b> | <b>0</b> | <b>0</b> | <b>0</b> | <b>0</b> | <b>23.2</b> | <b>25</b> | <b>13</b> | <b>13</b> | <b>6</b> | <b>20</b> |

### SEC TOURNAMENT STATISTICS

| YEAR          | ERA         | W        | L        | APP      | GS       | CG       | SHO      | CBO      | SV       | IP         | H        | R        | ER       | BB       | SO       |
|---------------|-------------|----------|----------|----------|----------|----------|----------|----------|----------|------------|----------|----------|----------|----------|----------|
| 2015          | 3.38        | 0        | 0        | 1        | 1        | 0        | 0        | 0        | 0        | 2.2        | 6        | 1        | 1        | 0        | 1        |
| <b>CAREER</b> | <b>3.38</b> | <b>0</b> | <b>0</b> | <b>1</b> | <b>1</b> | <b>0</b> | <b>0</b> | <b>0</b> | <b>0</b> | <b>2.2</b> | <b>6</b> | <b>1</b> | <b>1</b> | <b>0</b> | <b>1</b> |

### NCAA TOURNAMENT STATISTICS

| YEAR          | ERA         | W        | L        | APP      | GS       | CG       | SHO      | CBO      | SV       | IP          | H        | R        | ER       | BB       | SO        |
|---------------|-------------|----------|----------|----------|----------|----------|----------|----------|----------|-------------|----------|----------|----------|----------|-----------|
| 2015          | 1.64        | 2        | 0        | 2        | 2        | 0        | 0        | 0        | 0        | 11.0        | 6        | 3        | 2        | 5        | 13        |
| <b>CAREER</b> | <b>1.64</b> | <b>2</b> | <b>0</b> | <b>2</b> | <b>2</b> | <b>0</b> | <b>0</b> | <b>0</b> | <b>0</b> | <b>11.0</b> | <b>6</b> | <b>3</b> | <b>2</b> | <b>5</b> | <b>13</b> |

## VETERAN PLAYER PROFILES



# #29 MIKE FAHRMAN

C • 6-0 • 200 • R/R • SENIOR • 3L  
TAMPA, FLA. • ALONSO HIGH SCHOOL  
MAJOR: ACCOUNTING

### 2013, 2014 & 2015 SEC Academic Honor Roll

**AS A JUNIOR (2015):** Chosen to the SEC Academic Honor Roll for the third straight campaign... Appeared in 10 games and was 5-for-10 (.500) with four runs, two RBI and a double... Roped a pinch-hit, RBI single in the Gators' NCAA Gainesville Regional opener against Florida A&M and scored on a double by JJ Schwarz... Drew a pinch-hit walk and came home on an RBI single by Harrison Bader in UF's home victory over Stetson... Came through with a pinch-hit double in the ninth inning versus No. 8 Florida State in Jacksonville and scored on a grounder by Schwarz... Collected a pinch-hit, RBI single in his first at bat of the season against Rhode Island in the sixth inning on Valentine's Day and added a single in the eighth inning to match his career high for hits in a game.

**AS A SOPHOMORE (2014):** Named to the SEC Academic Honor Roll for the second year in a row... Saw action in 14 games and made four starts (three at designated hitter, 1 at catcher)... Hit .167 (4-for-24) with five RBI... Three of his four hits were doubles... Drew a pair of walks and scored a run... Narrowed the Gators' deficit to 3-1 against the College of Charleston in the NCAA Gainesville Regional with a pinch-hit RBI grounder... Started the finale at Tennessee behind the plate... Opened the scoring in game three at No. 20 Alabama with a second-inning double that scored Braden Mattson...

Doubled, scored and walked in the third meeting with Georgia... Delivered a pinch-hit, two-run single with the bases loaded as the Gators completed the sweep of No. 4 LSU... Walked with the sacks full in the victory over Illinois State.

**AS A REDSHIRT FRESHMAN (2013):** Chosen to the SEC Academic Honor Roll... Played in 17 games and made eight starts as the Gators' designated hitter... Batted .156 (5-for-32) with three RBI, two runs, a pair of doubles and a couple of walks... Was 5-for-26 (.192) in 13 SEC games and had seven starts... Saw action at third base against Florida A&M, was hit by a pitch and scored... Played in all three games during UF's sweep of No. 8 South Carolina and went 2-for-6 (.333)... Singled into left field in the seventh inning of game two with the Gamecocks after contributing an RBI single in the opener... Was a career-best 2-for-3 in the finale against No. 11 Ole Miss, with a double to left field in the second inning and a base-hit into center field in the sixth frame... Had poked a two-run double down the right-field line for his first collegiate hit versus the Rebels the previous day... Scored in the eighth inning of the final meeting with Indiana in his first action at UF after reaching on an error.

**AS A FRESHMAN (2012):** Did not see any action in his first season on the Florida campus.

**SUMMER:** Has played for the Olean Oilers of the New York Collegiate Baseball League for the past three summers...

### FAHRMAN'S CAREER HIGHS

**At Bats:** 5 vs. Alabama (5/4/14)  
**Runs Scored:** 1, 7x, last vs. Florida A&M (5/29/15)  
**Hits:** 2, 2x, last vs. Rhode Island (2/14/15)  
**RBI:** 2, 2x, last vs. LSU (3/30/14)  
**Doubles:** 1, 6x, last vs. Florida State (3/31/15)  
**Triples:** None  
**Home Runs:** None  
**Walks:** 1, 5x, last vs. Stetson (4/7/15)  
**Stolen Bases:** None  
**Hit Streak:** 2 games, 3x, last (2/14-2/20/15)

Helped the Oilers to their first-ever league championship in 2015... Batted .302 in 27 regular-season games, with 17 RBI, 16 runs, 11 doubles and a grand slam... Went 6-for-21 (.286) in seven playoff games, drawing nine walks and scoring six runs... Chosen to the NYCBL All-Star Game in 2013 & 2014... Hit .325 in 43 games, with 25 RBI, 25 runs, 19 walks, 14 doubles, six stolen bases and three homers in '14... Was chosen as the second-team All-NYCBL catcher in 2013... Batted .250 overall in 38 regular-season games, with 22 RBI, 22 runs, 17 walks and four doubles... Hit .375 (6-for-16) in four playoff games and scored four runs as the Oilers advanced to the semifinals... Participated in the league's All-Star Game held at McDonough Park in Geneva, N.Y.

**HIGH SCHOOL:** Played for head coach Landy Faedo at Alonso High School... Hit .390 with 25 runs, 17 RBI, eight doubles and a homer in his senior year in 2011 as the Ravens claimed the Class 6A state championship... Earned all-state recognition, first-team all-county honors and played in the Pinellas-Hillsborough All-Star Game held at Tropicana Field... Member of Alonso's first-ever state title-winning squad as a sophomore in 2009... Was one of 54 Hillsborough County public school students recognized at the 2011 Pepsi Scholar-Athlete Banquet for the work he did not only in athletics, but in the classroom... Also participated in the National Honor Society and Beta Club and was a member of Alonso's football team.

**PERSONAL:** Thomas Michael Fahrman was born Dec. 10, 1992, in Tampa, Fla... His parents are Tom and Cathy Fahrman... Has one sister, Danielle Buchert, 32, who graduated from UF... Attended the same high school as recent Florida pitchers Alex Panteliodis and Tommy Toledo and current sophomore Alex Faedo... Considers former Gator Heisman Trophy-winning quarterback Tim Tebow to be his favorite sports personality because of his determination and drive that no one else has... Goals at Florida include earning his degree and helping to bring home a national championship... Majoring in accounting.

## FAHRMAN'S CAREER STATISTICS

### OVERALL SEASON STATISTICS

| YEAR          | AVG.        | GP-GS        | AB        | R        | H         | 2B       | 3B       | HR       | RBI       | BB       | SO       | SB-ATT     |
|---------------|-------------|--------------|-----------|----------|-----------|----------|----------|----------|-----------|----------|----------|------------|
| 2013          | .156        | 17-8         | 32        | 2        | 5         | 2        | 0        | 0        | 3         | 2        | 5        | 0-0        |
| 2014          | .167        | 14-4         | 24        | 1        | 4         | 3        | 0        | 0        | 5         | 2        | 2        | 0-0        |
| 2015          | .500        | 10-0         | 10        | 4        | 5         | 1        | 0        | 0        | 2         | 1        | 1        | 0-0        |
| <b>CAREER</b> | <b>.212</b> | <b>41-12</b> | <b>66</b> | <b>7</b> | <b>14</b> | <b>6</b> | <b>0</b> | <b>0</b> | <b>10</b> | <b>5</b> | <b>2</b> | <b>0-0</b> |

### SEC REGULAR-SEASON STATISTICS

| YEAR          | AVG.        | GP-GS        | AB        | R        | H        | 2B       | 3B       | HR       | RBI      | BB       | SO       | SB-ATT     |
|---------------|-------------|--------------|-----------|----------|----------|----------|----------|----------|----------|----------|----------|------------|
| 2013          | .192        | 13-7         | 26        | 0        | 5        | 2        | 0        | 0        | 3        | 1        | 4        | 0-0        |
| 2014          | .190        | 10-4         | 21        | 1        | 4        | 3        | 0        | 0        | 3        | 1        | 2        | 0-0        |
| 2015          | .000        | 1-0          | 1         | 0        | 0        | 0        | 0        | 0        | 0        | 0        | 0        | 0-0        |
| <b>CAREER</b> | <b>.188</b> | <b>24-11</b> | <b>48</b> | <b>1</b> | <b>9</b> | <b>5</b> | <b>0</b> | <b>0</b> | <b>6</b> | <b>2</b> | <b>6</b> | <b>0-0</b> |

### SEC TOURNAMENT STATISTICS

| YEAR          | AVG.        | GP-GS      | AB       | R        | H        | 2B       | 3B       | HR       | RBI      | BB       | SO       | SB-ATT     |
|---------------|-------------|------------|----------|----------|----------|----------|----------|----------|----------|----------|----------|------------|
| 2015          | .000        | 1-0        | 1        | 0        | 0        | 0        | 0        | 0        | 0        | 0        | 0        | 0-0        |
| <b>CAREER</b> | <b>.000</b> | <b>1-0</b> | <b>1</b> | <b>0</b> | <b>0</b> | <b>0</b> | <b>0</b> | <b>0</b> | <b>0</b> | <b>0</b> | <b>0</b> | <b>0-0</b> |

### NCAA TOURNAMENT STATISTICS

| YEAR          | AVG.        | GP-GS      | AB       | R        | H        | 2B       | 3B       | HR       | RBI      | BB       | SO       | SB-ATT     |
|---------------|-------------|------------|----------|----------|----------|----------|----------|----------|----------|----------|----------|------------|
| 2014          | .000        | 1-0        | 1        | 0        | 0        | 0        | 0        | 0        | 1        | 0        | 0        | 0-0        |
| 2015          | 1.000       | 1-0        | 1        | 1        | 1        | 0        | 0        | 0        | 1        | 0        | 0        | 0-0        |
| <b>CAREER</b> | <b>.500</b> | <b>2-0</b> | <b>2</b> | <b>1</b> | <b>1</b> | <b>0</b> | <b>0</b> | <b>0</b> | <b>2</b> | <b>0</b> | <b>0</b> | <b>0-0</b> |

## VETERAN PLAYER PROFILES



# #5 DALTON GUTHRIE

INF • 5-11 • 175 • R/R • SOPHOMORE • 1L  
SARASOTA, FLA. • VENICE HIGH SCHOOL  
MAJOR: POLITICAL SCIENCE

**2015 Baseball America Second Team Freshman All-American**

**2015 Louisville Slugger Freshman All-American**

**2015 SEC All-Freshman Team**

**2015 SEC First-Year Academic Honor Roll**

**AS A FRESHMAN (2015):** Earned Freshman All-American honors from Baseball America (second team) and Louisville Slugger... Joined Gator teammates Mike Rivera and JJ Schwarz on the SEC's All-Freshman Team... Chosen to the SEC First-Year Academic Honor Roll... Started 69 games at second base and batted .287, with 55 runs, 29 walks and 26 RBI... Tied for first on the squad in at bats (282), was tied for third in doubles (14) and ranked fourth with 22 multiple-hit games... Was 6-for-12 on stolen-base attempts and registered a .980 fielding percentage... Florida was 43-16 (.729) when he was in the leadoff spot... Hit .294 in SEC action, with 21 runs, 16 walks, 14 RBI and three doubles... Batted .313 (5-for-16) in the Gators' five games at the NCAA College World Series and scored four runs... Had a .306 average in 39 games at McKethan Stadium... Was 1-for-3, scored twice and drew a bases-loaded walk in the win over Virginia at TD Ameritrade Park Omaha... Started the CWS by going 3-for-3 with an RBI single in the 15-3 conquest of Miami (FL)... Scored in both wins over No. 10 Florida State during the NCAA Gainesville Super Regional... Only game he missed all season was the SEC Tournament Championship Game against Vanderbilt after he suffered an injury during the 2-1 triumph over No. 1 LSU... Went 2-for-4 and scored twice as the Gators eliminated Arkansas from Hoover... Helped UF take the rubber game of its series with Auburn by going 2-for-3 with a walk... Batted .333 (4-for-12) in the series

victory at No. 8 Vanderbilt, with three walks, two doubles and a couple of runs... Tied career high by driving in three runs during the series finale with Kentucky, when he was 3-for-4 with a two-run triple and a sacrifice fly... Was 5-for-12 (.417) in the road sweep of Mississippi State, highlighted by a 3-for-4, two-run outing in the opener... Turned in a .364 (4-for-11) clip and scored four runs in UF's three wins over No. 21 South Carolina... Belted the first two homers of his collegiate career and scored three runs in the home win over Stetson... Got the Orange and Blue off to a good start at Missouri by going 3-for-5 in game one... Set a career best by driving in three runs during the finale at Ole Miss, when he was 3-for-5... Opened SEC play with a hit in each game against Tennessee... Went 5-for-9 (.556) with three runs and two doubles in the mid-week sweep of Fairfield... Played a key role in the weekend sweep of Maine by hitting .357 (5-for-14)... Had three doubles and scored three times in the sweep of Stony Brook... Started his collegiate career with a flourish, ranking second on the squad with a .462 (6-for-13) average in the sweep of Rhode Island... Capped the series by going 4-for-5 with three runs, a pair of doubles and his first stolen base.

**HIGH SCHOOL:** Infielder from Venice High School who played for head coach Craig Faulkner... Teammate of fellow Gator sophomore Mike Rivera... Chosen in the 40th round of the 2014 Major League Baseball Draft by the Minnesota Twins with the 1,190th overall pick... Captured back-to-back state championships in Class 7A during his sophomore and junior years and reached the semifinals in his final season... Two-time all-state and all-state academic team selection... Was one of nine players in the country and the only player from Florida named to the 2014 Rawlings High School Gold Glove Team... Chosen as the 2014 Florida Dairy Farmers Player of the Year for

### GUTHRIE'S CAREER HIGHS

- At Bats:** 7 vs. Stetson (4/7/15)
- Runs Scored:** 3, 2x, last vs. Stetson (4/7/15)
- Hits:** 4, 2x, last vs. Alabama-1 (3/27/15)
- RBI:** 3, 2x, last vs. Kentucky (3/26/15)
- Doubles:** 2, 2x, last vs. Stony Brook (2/28/15)
- Triples:** 1 vs. Kentucky (4/26/15)
- Home Runs:** 2 vs. Stetson (4/7/15)
- Walks:** 3 vs. Ole Miss (3/21/15)
- Stolen Bases:** 1, 6x, last vs. Florida A&M (5/29/15)
- Hit Streak:** 8 games (4/7-4/19/15)

Class 6A and was named the Sarasota Herald-Tribune Player of the Year... Batted .393 with 28 runs and 10 doubles as Venice was the preseason top-ranked team in the Baseball America/National High School Baseball Coaches Association Top 25... Participated in the Florida Athletic Coaches Association (FACA) All-Star Baseball Classic... Was a second-team Preseason All-American and was named to the Florida All-Region First Team by Rawlings/Perfect Game prior to his senior year... Ranked No. 19 in the state of Florida and No. 5 at shortstop in the Class of 2014 Final Rankings from Perfect Game... Ranked No. 82 nationally and No. 13 among shortstops from Perfect Game... Hit .298 with 15 stolen bases as a junior, when he earned his team's Best Defensive Player award... Chosen as a first-team Preseason Underclassmen All-American by Perfect Game prior to his junior campaign and was a second-team pick entering his sophomore season in 2012... Worked with Habitat for Humanity building homes... Participated in "Making Good Decisions," an organization that helps elementary school students learn to read... Assisted with coaching youth baseball.

**PERSONAL:** Dalton James Guthrie was born Dec. 23, 1995, in Sarasota, Fla... His parents are Mark and Andrea Guthrie... His father went to LSU, where he played for legendary head coach Skip Bertman from 1984-87... The elder Guthrie earned All-SEC and Academic All-SEC and made a pair of trips to the NCAA College World Series... He pitched in the Major Leagues for 15 years with the Minnesota Twins (1989-1995), Los Angeles Dodgers (1995-98), Boston Red Sox (1999), Chicago Cubs (1999-2000, 2003), Tampa Bay Devil Rays (2000), Toronto Blue Jays (2000), Oakland A's (2001) and New York Mets (2002)... Guthrie won a World Series with the Twins in 1991 and also made playoff appearances with the Dodgers (1995-96), A's (2001) and Cubs (2003)... His mother graduated from UF in 1987... Has two brothers, Kevin, 22, and Hayden, 10... Kevin is a senior on the baseball team at Brown University... Enjoys fishing... Admires Derek Jeter and Dustin Pedroia for playing the game the right way... Majoring in political science.

### GUTHRIE'S CAREER STATISTICS

#### OVERALL SEASON STATISTICS

| YEAR          | AVG.        | GP-GS        | AB         | R         | H         | 2B        | 3B       | HR       | RBI       | BB        | SO        | SB-ATT      |
|---------------|-------------|--------------|------------|-----------|-----------|-----------|----------|----------|-----------|-----------|-----------|-------------|
| 2015          | .287        | 69-69        | 282        | 55        | 81        | 14        | 1        | 2        | 26        | 29        | 45        | 6-12        |
| <b>CAREER</b> | <b>.287</b> | <b>69-69</b> | <b>282</b> | <b>55</b> | <b>81</b> | <b>14</b> | <b>1</b> | <b>2</b> | <b>26</b> | <b>29</b> | <b>45</b> | <b>6-12</b> |

#### SEC REGULAR-SEASON STATISTICS

| YEAR          | AVG.        | GP-GS        | AB         | R         | H         | 2B       | 3B       | HR       | RBI       | BB        | SO        | SB-ATT     |
|---------------|-------------|--------------|------------|-----------|-----------|----------|----------|----------|-----------|-----------|-----------|------------|
| 2015          | .294        | 30-30        | 119        | 21        | 35        | 3        | 1        | 0        | 14        | 16        | 22        | 0-4        |
| <b>CAREER</b> | <b>.294</b> | <b>30-30</b> | <b>119</b> | <b>21</b> | <b>35</b> | <b>3</b> | <b>1</b> | <b>0</b> | <b>14</b> | <b>16</b> | <b>22</b> | <b>0-4</b> |

#### SEC TOURNAMENT STATISTICS

| YEAR          | AVG.        | GP-GS      | AB        | R        | H        | 2B       | 3B       | HR       | RBI      | BB       | SO       | SB-ATT     |
|---------------|-------------|------------|-----------|----------|----------|----------|----------|----------|----------|----------|----------|------------|
| 2015          | .250        | 4-4        | 16        | 3        | 4        | 1        | 0        | 0        | 1        | 2        | 3        | 0-1        |
| <b>CAREER</b> | <b>.250</b> | <b>4-4</b> | <b>16</b> | <b>3</b> | <b>4</b> | <b>1</b> | <b>0</b> | <b>0</b> | <b>1</b> | <b>2</b> | <b>3</b> | <b>0-1</b> |

#### NCAA TOURNAMENT STATISTICS

| YEAR          | AVG.        | GP-GS        | AB        | R        | H        | 2B       | 3B       | HR       | RBI      | BB       | SO       | SB-ATT     |
|---------------|-------------|--------------|-----------|----------|----------|----------|----------|----------|----------|----------|----------|------------|
| 2015          | .226        | 10-10        | 31        | 7        | 7        | 0        | 0        | 0        | 4        | 5        | 2        | 1-1        |
| <b>CAREER</b> | <b>.226</b> | <b>10-10</b> | <b>31</b> | <b>7</b> | <b>7</b> | <b>0</b> | <b>0</b> | <b>0</b> | <b>4</b> | <b>5</b> | <b>2</b> | <b>1-1</b> |

## VETERAN PLAYER PROFILES



# #9 CHRISTIAN HICKS

INF • 6-4 • 210 • S/R • SOPHOMORE • 1L  
ST. AUGUSTINE, FLA. • THE BOLLES SCHOOL  
MAJOR: FINANCE

**AS A FRESHMAN (2015):** Saw action in 46 games and made 12 starts (six at first base, six at third base) during his first season with the Gators. . . Hit .140 with 14 runs, 10 RBI, 10 walks, three doubles and a pair of homers. . . Registered a .992 fielding percentage, with one error in 127 chances. . . Played in 19 SEC games, with three starts. . . Batted .125 with five runs, a homer and a double. . . Appeared in both victories over Miami (FL) at the NCAA College World Series. . . Started at third base in the SEC Tournament Championship Game against Vanderbilt and was 1-for-3 with a walk. . . Led off the fifth inning of the series opener versus No. 21 South Carolina with a homer to right field. . . Earned a free pass with the bases loaded in the home win against Stetson. . . Scored twice and doubled in the finale at Ole Miss. . . Was 2-for-4 with a double and scored in the first meeting with Fairfield. . . Drove in two runs as Florida knocked off No. 9 UCF. . . Had an RBI grounder in the second inning that scored Josh Tobias and also brought home Tobias with a single in the fourth inning. . . Delivered a two-run, pinch-hit double for his first collegiate hit and RBI in the win over Rhode Island on Valentine's Day.

**SUMMER:** Played for the Lakeshore (Wis.) Chinooks of the Northwoods League, along with Gator classmate Mark Kolozsvary, last summer. . . Saw action in 10 games, drawing seven walks and scoring three runs. . . Also had two scoreless relief outings on back-to-back days spanning 1.2 innings.

**HIGH SCHOOL:** Infielder/right-handed pitcher from The Bolles School who played for head coach Mike Boswell. . . Batted .386 with a .544 slugging percentage and a .494 on-base percentage last season and led the district in home runs. . . Was 6-2 with a 2.40 earned run average, with 36 strikeouts and

seven walks. . . Was the District 4 Player of the Year and earned second-team All-First Coast recognition. . . Chosen to the Florida Athletic Coaches Association (FACA) Academic All-District Team in 2014. . . Hicks was named to Rawlings/Perfect Game Pre-season Florida Region Second Team prior to his senior year. . . Ranked No. 12 in the state of Florida at shortstop in the Class of 2014 Final Rankings from Perfect Game. . . Was an Honor Roll Student, a member of the National Honor Society and was part of the Fellowship of Christian Athletes at Bolles.

**PERSONAL:** Christian Charles Hicks was born Jan. 26, 1996, in Gainesville, Fla. . . His parents are Charles and Shannon Hicks, both of whom attended Florida. . . Has a brother, Max, 17. . . His grandfather played football at Kentucky. . . Enjoys playing golf and ping-pong. . . Considers Toronto Blue Jays' shortstop Troy Tulowitzki to be his favorite sports personality because he is a great hitter and a tall middle infielder. . . Decided to attend Florida because of the school's great academics and strong athletics program. . . Hopes to become the best student-athlete he can be and win a national title as a Gator. . . Majoring in finance.

### HICKS' CAREER HIGHS

**At Bats:** 4, 6x, last vs. USF (5/5/15)

**Runs Scored:** 2, 4x, last vs. South Carolina (4/10/15)

**Hits:** 2 vs. Fairfield (3/10/15)

**RBI:** 2, 2x, last vs. UCF (3/4/15)

**Doubles:** 1, 3x, last vs. Ole Miss-2 (3/21/15)

**Triples:** None

**Home Runs:** 1, 2x, last vs. South Carolina (4/10/15)

**Walks:** 2 vs. Maine (3/8/15)

**Stolen Bases:** None

**Hit Streak:** 2 games (3/4-3/7/15)

### HICKS' CAREER STATISTICS

#### OVERALL SEASON STATISTICS

| YEAR          | AVG.        | GP-GS        | AB        | R         | H        | 2B       | 3B       | HR       | RBI       | BB        | SO        | SB-ATT     |
|---------------|-------------|--------------|-----------|-----------|----------|----------|----------|----------|-----------|-----------|-----------|------------|
| 2015          | .140        | 46-12        | 57        | 14        | 8        | 3        | 0        | 2        | 10        | 10        | 13        | 0-0        |
| <b>CAREER</b> | <b>.140</b> | <b>46-12</b> | <b>57</b> | <b>14</b> | <b>8</b> | <b>3</b> | <b>0</b> | <b>2</b> | <b>10</b> | <b>10</b> | <b>13</b> | <b>0-0</b> |

#### SEC REGULAR-SEASON STATISTICS

| YEAR          | AVG.        | GP-GS       | AB        | R        | H        | 2B       | 3B       | HR       | RBI      | BB       | SO       | SB-ATT     |
|---------------|-------------|-------------|-----------|----------|----------|----------|----------|----------|----------|----------|----------|------------|
| 2015          | .125        | 19-3        | 16        | 5        | 2        | 1        | 0        | 1        | 1        | 1        | 4        | 0-0        |
| <b>CAREER</b> | <b>.125</b> | <b>19-3</b> | <b>16</b> | <b>5</b> | <b>2</b> | <b>1</b> | <b>0</b> | <b>1</b> | <b>1</b> | <b>1</b> | <b>4</b> | <b>0-0</b> |

#### SEC TOURNAMENT STATISTICS

| YEAR          | AVG.        | GP-GS      | AB       | R        | H        | 2B       | 3B       | HR       | RBI      | BB       | SO       | SB-ATT     |
|---------------|-------------|------------|----------|----------|----------|----------|----------|----------|----------|----------|----------|------------|
| 2015          | .250        | 3-1        | 4        | 0        | 1        | 0        | 0        | 0        | 0        | 1        | 2        | 0-0        |
| <b>CAREER</b> | <b>.250</b> | <b>3-1</b> | <b>4</b> | <b>0</b> | <b>1</b> | <b>0</b> | <b>0</b> | <b>0</b> | <b>0</b> | <b>1</b> | <b>2</b> | <b>0-0</b> |

#### NCAA TOURNAMENT STATISTICS

| YEAR          | AVG.        | GP-GS      | AB       | R        | H        | 2B       | 3B       | HR       | RBI      | BB       | SO       | SB-ATT     |
|---------------|-------------|------------|----------|----------|----------|----------|----------|----------|----------|----------|----------|------------|
| 2015          | .000        | 4-0        | 3        | 1        | 0        | 0        | 0        | 0        | 2        | 1        | 1        | 0-0        |
| <b>CAREER</b> | <b>.000</b> | <b>4-0</b> | <b>3</b> | <b>1</b> | <b>0</b> | <b>0</b> | <b>0</b> | <b>0</b> | <b>2</b> | <b>1</b> | <b>1</b> | <b>0-0</b> |

## VETERAN PLAYER PROFILES



# #28 MARK KOLOZSVARY

C • 5-9 • 190 • R/R • SOPHOMORE • 1L  
TAVARES, FLA. • TAVARES HIGH SCHOOL  
MAJOR: HEALTH EDUCATION AND BEHAVIOR

**AS A FRESHMAN (2015):** Appeared in 18 games and made one start in right field...Hit .278 (5-for-18), with four runs, one RBI and one double...Saw action in four SEC games...Came through with a pinch-hit single in the Gators' NCAA College World Series opener against Miami (FL)...Caught the ninth inning of the Game 1 NCAA Gainesville Super Regional versus No. 10 Florida State...Delivered a pinch-hit single in the ninth inning of the SEC Tournament elimination game against Auburn...Went 1-for-2 and scored a run in the win over Stetson at McKethan Stadium...Notched first career start in the finale with Stony Brook...Smacked a ground-rule, pinch-hit double during the second encounter against the Seawolves...Drew a pinch-hit walk and scored on a pinch-hit single by Mike Fahrman in game two with Rhode Island...Had a pinch-hit infield single in his first collegiate at bat during the season opener against URI.

**SUMMER:** Was a member of the Lakeshore (Wis.) Chinooks in the Northwoods League last summer, joining UF teammate Christian Hicks...Batted .214 in 29 games, with 17 walks, seven RBI, six runs, two doubles and a triple...Went 3-for-5 with a double in an 8-4 victory at Wisconsin...Drove in the winning run with an RBI single in a 2-1 conquest of Madison... Was 4-for-9 (.444) and scored twice in a two-game set against La Crosse.

**HIGH SCHOOL:** Catcher from Tavares High School who played for head coach Matthew Burgess...Batted .333 with a four homers in his final prep season...Named the Bulldogs' Most Valuable Player and received an award for Best Defense... Four-time all-district selection...Was named Florida All-Region Honorable Mention by Rawlings/Perfect Game prior to his senior year...Ranked No. 20 in the state of Florida at catcher

in the Class of 2014 Final Rankings from Perfect Game...Also attended Mount Dora Bible High School.

**PERSONAL:** Mark Daniel Kolozsvary was born Sept. 4, 1995, in Eustis, Fla...His parents are Steve and Holly Kolozsvary...Has two siblings, Matthew, 28, and Michiel, 23...Enjoys fishing... Chose Florida because he always wanted to become a Gator... Majoring in health education and behavior.

### KOLOZSVARY'S CAREER HIGHS

- At Bats:** 3, 2x, last vs. Florida A&M (5/29/15)
- Runs Scored:** 1, 4x, last vs. Florida A&M (5/29/15)
- Hits:** 1, 5x, last vs. Miami (FL) (6/13/15)
- RBI:** 1 vs. Florida A&M (5/29/15)
- Doubles:** 1 vs. Stony Brook (2/28/15)
- Triples:** None
- Home Runs:** None
- Walks:** 1 vs. Rhode Island (2/14/15)
- Stolen Bases:** None
- Hit Streak:** 1 game, 5x, last (6/13/15)

### KOLOZSVARY'S CAREER STATISTICS

#### OVERALL SEASON STATISTICS

| YEAR          | AVG.        | GP-GS       | AB        | R        | H        | 2B       | 3B       | HR       | RBI      | BB       | SO       | SB-ATT     |
|---------------|-------------|-------------|-----------|----------|----------|----------|----------|----------|----------|----------|----------|------------|
| 2015          | .278        | 18-1        | 18        | 4        | 5        | 1        | 0        | 0        | 1        | 1        | 7        | 0-0        |
| <b>CAREER</b> | <b>.278</b> | <b>18-1</b> | <b>18</b> | <b>4</b> | <b>5</b> | <b>1</b> | <b>0</b> | <b>0</b> | <b>1</b> | <b>1</b> | <b>7</b> | <b>0-0</b> |

#### SEC REGULAR-SEASON STATISTICS

| YEAR          | AVG.        | GP-GS      | AB       | R        | H        | 2B       | 3B       | HR       | RBI      | BB       | SO       | SB-ATT     |
|---------------|-------------|------------|----------|----------|----------|----------|----------|----------|----------|----------|----------|------------|
| 2015          | .000        | 4-0        | 0        | 0        | 0        | 0        | 0        | 0        | 0        | 0        | 0        | 0-0        |
| <b>CAREER</b> | <b>.000</b> | <b>4-0</b> | <b>0</b> | <b>0</b> | <b>0</b> | <b>0</b> | <b>0</b> | <b>0</b> | <b>0</b> | <b>0</b> | <b>0</b> | <b>0-0</b> |

#### SEC TOURNAMENT STATISTICS

| YEAR          | AVG.         | GP-GS      | AB       | R        | H        | 2B       | 3B       | HR       | RBI      | BB       | SO       | SB-ATT     |
|---------------|--------------|------------|----------|----------|----------|----------|----------|----------|----------|----------|----------|------------|
| 2015          | 1.000        | 1-0        | 1        | 0        | 1        | 0        | 0        | 0        | 0        | 0        | 0        | 0-0        |
| <b>CAREER</b> | <b>1.000</b> | <b>1-0</b> | <b>1</b> | <b>0</b> | <b>1</b> | <b>0</b> | <b>0</b> | <b>0</b> | <b>0</b> | <b>0</b> | <b>0</b> | <b>0-0</b> |

#### NCAA TOURNAMENT STATISTICS

| YEAR          | AVG.        | GP-GS      | AB       | R        | H        | 2B       | 3B       | HR       | RBI      | BB       | SO       | SB-ATT     |
|---------------|-------------|------------|----------|----------|----------|----------|----------|----------|----------|----------|----------|------------|
| 2015          | .200        | 3-0        | 5        | 1        | 1        | 0        | 0        | 0        | 1        | 0        | 1        | 0-0        |
| <b>CAREER</b> | <b>.200</b> | <b>3-0</b> | <b>5</b> | <b>1</b> | <b>1</b> | <b>0</b> | <b>0</b> | <b>0</b> | <b>1</b> | <b>0</b> | <b>1</b> | <b>0-0</b> |

## VETERAN PLAYER PROFILES



# #66

# RYAN LARSON

OF • 6-0 • 190 • R/R • JUNIOR • 2L  
 ORLANDO, FLA. • DR. PHILLIPS HIGH SCHOOL  
 MAJOR: ADVERTISING

**AS A SOPHOMORE (2015):** Enjoyed a solid season, batting .305 in 66 games and making 51 starts (47 in right field, four in left field)...Posted career highs across the board in average, runs (28), RBI (25), walks (24), stolen bases (7), doubles (5), homers (1) and triples (1)...Was 7-for-8 on the basepaths and matched Richie Martin for the team lead with seven sacrifice bunts...Ranked second on the Orange and Blue with a .330 clip in SEC play and had 12 RBI, 12 walks, 11 runs, four doubles and three thefts... Was 7-for-25 (.280) with five runs in 13 postseason games, including a .308 (4-for-13) showing during the NCAA College World Series...Scored twice and had an RBI fielder's choice in the win over Virginia...Delivered an RBI single that scored Mike Rivera and scored during the 11-run, fourth-inning outburst against Miami (FL) to begin the CWS...Went 2-for-2 with an RBI single in the shutout of Florida A&M to kick off the NCAA Gainesville Regional... Came through with a key run-scoring single in the eighth inning of the finale at No. 8 Vanderbilt and was 2-for-5 in the victory that claimed the series...Had a pair of hits off of SEC Pitcher of the Year Carson Fulmer in the opener with the Commodores...Snapped a 4-4 tie in the sixth inning of the decisive third game at Georgia with a three-run double...Was second on the Gators with a .444 (4-for-9) performance against Kentucky...Led UF to a sweep of No.

21 South Carolina by going 6-for-9 (.667) with four runs... Went 3-for-5 in game three after scoring a career-high three runs in the second meeting with the Gamecocks... Paced the squad's offense in the set versus Alabama with a .500 (6-for-12) effort that included four RBI, two doubles and a pair of runs...Stroked a couple of run-scoring singles and was 2-for-4 in the St. Patrick's Day triumph over No. 11 Florida State...Tallied three RBI and three hits in the mid-week sweep of Fairfield...Belted first career homer and set a personal best by driving in four runs in the 22-3 win over Rhode Island.

**AS A FRESHMAN (2014):** Played in 48 games and made 24 starts in left field for the Gators...Batted .274 with nine runs, nine walks and seven RBI...Totaled four sacrifice hits and a pair of sacrifice flies...Boasted a perfect fielding percentage and a couple of assists...Hit .385 (10-for-26) in 23 SEC games, with seven starts...Scored four runs and had three RBI in league play...Career-long nine-game hitting streak ended in the NCAA Gainesville Regional against the College of Charleston...Was 1-for-3 and scored a run in the elimination game at the SEC Tournament against Kentucky...Went 3-for-4, scored twice and added an RBI single to help the Gators sweep No. 20 Alabama in Tuscaloosa...Came through with a two-out, walk-off single in the 10th inning and was 2-for-2 in the third win over

### LARSON'S CAREER HIGHS

- At Bats:** 5, 7x, last vs. USF (5/30/15)
- Runs Scored:** 3 vs. South Carolina (4/11/15)
- Hits:** 3, 3x, last vs. South Carolina (4/11/15)
- RBI:** 4 vs. Rhode Island (2/14/15)
- Doubles:** 2 vs. Alabama-1 (3/27/15)
- Triples:** 1 vs. USF (5/5/15)
- Home Runs:** 1 vs. Rhode Island (2/14/15)
- Walks:** 2, 3x, last vs. Kentucky (4/25/15)
- Stolen Bases:** 1, 9x, last vs. Florida State (6/6/15)
- Hit Streak:** 9 games (4/27-5/30/14)

Missouri...Singled, walked and scored a run during the 8-0 shutout of No. 1 Florida State in Tallahassee...Lofted a sacrifice fly in the 6-2 win over No. 4 LSU that clinched the series...Laid down a bunt single that scored Peter Alonso in the 4-0 win over FGCU...Had a pair of 2-for-4 outings in the series at No. 17 Miami (FL)...Started all three games in the season-opening series against Maryland and had a RBI fielder's choice in his collegiate debut.

**SUMMER:** Was a member of the Charlottesville (Va.) Tom Sox in the Valley League last summer...Batted .192 in 20 games, with eight runs, seven walks, two doubles and a pair of stolen bases...Went 2-for-5 in the one-game playoff against Covington but his squad was on the short end of a 6-5 score...Played for the Lakeshore (Wis.) Chinooks in 2014, along with Gator teammate Shaun Anderson...The Chinooks were crowned as the 2014 Perfect Game Summer Collegiate Team of the Year after winning the league's championship...Had a .181 batting average in 33 games, with 15 runs, 12 RBI, nine walks, four stolen bases and three doubles...Drove in the tying run during a 2-1 victory over the Wisconsin Woodchucks...Contributed two RBI during each win over Mankato when the Chinooks swept a two-game road series from the Moondogs.

**HIGH SCHOOL:** Outfielder from Dr. Phillips High School who played for head coach Mike Bradley...Was named to Rawlings/Perfect Game Preseason Florida Region First Team prior to his senior year...Ranked No. 50 in the state of Florida, No. 11 among outfielders in the Class of 2013 Final Rankings from Perfect Game...Earned Honorable Mention All-Metro West Conference honors in '13, when he batted .305...Dr. Phillips advanced to the regional quarterfinals and finished with an overall record of 20-8... Established a single-season school record with nine saves and sported a 0.00 earned run average...Belted a solo

### LARSON'S CAREER STATISTICS

#### OVERALL SEASON STATISTICS

| YEAR          | AVG.        | GP-GS         | AB         | R         | H         | 2B       | 3B       | HR       | RBI       | BB        | SO        | SB-ATT      |
|---------------|-------------|---------------|------------|-----------|-----------|----------|----------|----------|-----------|-----------|-----------|-------------|
| 2014          | .274        | 48-24         | 84         | 9         | 23        | 0        | 0        | 0        | 7         | 9         | 14        | 2-3         |
| 2015          | .305        | 66-51         | 167        | 28        | 51        | 5        | 1        | 1        | 25        | 24        | 32        | 7-8         |
| <b>CAREER</b> | <b>.295</b> | <b>114-75</b> | <b>251</b> | <b>37</b> | <b>74</b> | <b>5</b> | <b>1</b> | <b>1</b> | <b>32</b> | <b>33</b> | <b>46</b> | <b>9-11</b> |

#### SEC REGULAR-SEASON STATISTICS

| YEAR          | AVG.        | GP-GS        | AB         | R         | H         | 2B       | 3B       | HR       | RBI       | BB        | SO        | SB-ATT     |
|---------------|-------------|--------------|------------|-----------|-----------|----------|----------|----------|-----------|-----------|-----------|------------|
| 2014          | .385        | 23-7         | 26         | 4         | 10        | 0        | 0        | 0        | 3         | 2         | 4         | 1-1        |
| 2015          | .330        | 28-27        | 88         | 11        | 29        | 4        | 0        | 0        | 12        | 12        | 14        | 3-4        |
| <b>CAREER</b> | <b>.342</b> | <b>51-34</b> | <b>114</b> | <b>15</b> | <b>39</b> | <b>4</b> | <b>0</b> | <b>0</b> | <b>15</b> | <b>14</b> | <b>18</b> | <b>4-5</b> |

#### SEC TOURNAMENT STATISTICS

| YEAR          | AVG.        | GP-GS      | AB       | R        | H        | 2B       | 3B       | HR       | RBI      | BB       | SO       | SB-ATT     |
|---------------|-------------|------------|----------|----------|----------|----------|----------|----------|----------|----------|----------|------------|
| 2014          | .333        | 3-2        | 6        | 1        | 2        | 0        | 0        | 0        | 0        | 2        | 0        | 0-1        |
| 2015          | .333        | 3-1        | 3        | 0        | 1        | 0        | 0        | 0        | 0        | 1        | 1        | 0-0        |
| <b>CAREER</b> | <b>.333</b> | <b>6-3</b> | <b>9</b> | <b>1</b> | <b>3</b> | <b>0</b> | <b>0</b> | <b>0</b> | <b>0</b> | <b>3</b> | <b>1</b> | <b>0-1</b> |

#### NCAA TOURNAMENT STATISTICS

| YEAR          | AVG.        | GP-GS       | AB        | R        | H        | 2B       | 3B       | HR       | RBI      | BB       | SO       | SB-ATT     |
|---------------|-------------|-------------|-----------|----------|----------|----------|----------|----------|----------|----------|----------|------------|
| 2014          | .000        | 1-0         | 1         | 0        | 0        | 0        | 0        | 0        | 0        | 0        | 1        | 0-0        |
| 2015          | .273        | 10-5        | 22        | 5        | 6        | 0        | 0        | 0        | 3        | 2        | 4        | 2-2        |
| <b>CAREER</b> | <b>.261</b> | <b>11-5</b> | <b>23</b> | <b>5</b> | <b>6</b> | <b>0</b> | <b>0</b> | <b>0</b> | <b>3</b> | <b>2</b> | <b>5</b> | <b>2-2</b> |

## VETERAN PLAYER PROFILES

homer and stuck out the side in the final inning in a 3-1 victory over Trinity Prep...Helped the Panthers to a district championship and regional semifinal berth as a junior, when he hit .300...Named the Brighthouse Sports Player of the Week on May 8, 2012...DP made the regional final during Larson's sophomore campaign, when he sported a .350 average.

**PERSONAL:** Ryan Charles Larson was born Oct. 8, 1994, in Orlando, Fla...His parents are Tim and Pam Larson, both of whom graduated from Wisconsin...Has two older brothers, Brad, 29, and Taylor, 27...Brad played basketball at FIU, while Taylor graduated from Tennessee...Comes from same high school program as former Gator shortstop Justin Tordi (2003-05)...Regards Pete Rose as his favorite baseball player because he played the game with no fear...Enjoys boating, fishing and playing basketball...Chose to attend Florida because of the program's winning tradition...Also considered ACC schools Georgia Tech, Miami and North Carolina...Majoring in advertising.

## VETERAN PLAYER PROFILES



# #38 JASON LOMBARDOZZI

INF • 5-11 • 185 • S/R • SENIOR • 2L  
 CHAMBERSBURG, PA. • CHAMBERSBURG HIGH SCHOOL/  
 COLLEGE OF CENTRAL FLORIDA  
 MAJOR: MECHANICAL ENGINEERING

**2015 SEC Academic Honor Roll**

**2014 SEC First-Year Academic Honor Roll**

**AS A JUNIOR (2015):** Earned a berth on the SEC Academic Honor Roll... Appeared in 12 games, scored three runs and was 2-for-2 on the basepaths... Drove in the first run of his Gator career with a sacrifice fly in the eighth inning against Stetson that scored Dalton Guthrie... Stole second as a pinch runner in the second win over Fairfield and scored on a base-hit up the middle by Ryan Larson... Came on as a pinch runner for A.J. Puk in the eighth inning against Florida Atlantic, stole second and came home on an RBI single by Josh Tobias.

**AS A SOPHOMORE (2014):** Named to the SEC First-Year Academic Honor Roll... Saw action in 28 games, making one start at second base... Batted .120 (3-for-25) with six runs, two walks and a stolen base... Played in 14 SEC games and was 2-for-15 (.133) with five runs and a walk... Started the regular-season finale at Tennessee and went 1-for-5 with a base-hit into left field... Came on as a pinch runner in the first meeting with the Vols and stole second base in the 10th inning... Scored twice and drew a walk in the series-opening victory at No. 20 Alabama... Came home on an RBI double by Zack Powers at No. 4 South Carolina, part of the Gators' four-run eighth inning that sealed the series win... First hit at Florida was a pinch-hit single into left field in the ninth inning at Texas A&M... Drew a pinch-hit walk in the eighth inning of the second matchup with Maryland and scored on a two-run single by Buddy Reed.

**AT COLLEGE OF CENTRAL FLORIDA (2013):** Batted .318 with 31 runs, 17 RBI and seven doubles, with a .373 on-base percentage and a .359 slugging percentage in 46

games last spring for the Patriots... Was also 15-for-16 on the basepaths... Hit .301 in 22 conference games, with 12 runs, seven RBI and five doubles, to go along with a .361 slugging percentage and a .341 on-base percentage... Was successful on all four stolen-base attempts.

**HIGH SCHOOL:** Enjoyed a standout prep career at Chambersburg Area Senior High School for head coach Bob Thomas, hitting .324 as a senior while earning all-area recognition from the Patriot-News... Swiped 29 bases in 32 attempts and was the Trojans' leadoff hitter... Member of the Fellowship of Christian Athletes and Young Life and was a member of Chambersburg's basketball team... Was selected to join leaders representing numerous high schools from throughout the Central and Northeast sections of the state at the Central Pennsylvania Hugh O'Brian Youth Leadership Seminar.

**PERSONAL:** Jason Stephen Lombardozzi was born Jan. 4, 1994, in Chambersburg, Pa... His parents are Chris and Tracy Lombardozzi, both of whom graduated from Florida... His father lettered for the Gator baseball team in 1985, setting what was then a single-season school record of 24 doubles, and was taken in the ninth round of the 1985 Major League Baseball Draft by the New York Yankees before embarking on a six-year professional career... His uncle, Steve, played at Florida during the 1980-81 seasons before enjoying a six-year Major League career with the Minnesota Twins and the Houston Astros... Has three siblings: Justin, 23, Nick, 19, Jenna, 16... Justin played hockey at the University of Pittsburgh, Nick plays lacrosse and Jenna plays volleyball... His cousin, Steve Lombardozzi, Jr., plays for the Baltimore Orioles... Enjoys watching Toronto Blue Jays' shortstop Jose Reyes since he's having a lot of fun doing what he does... Majoring in mechanical engineering.

### LOMBARDOZZI'S CAREER HIGHS

- At Bats:** 5 vs. Tennessee (5/17/14)
- Runs Scored:** 2 vs. Alabama (5/2/14)
- Hits:** 1, 3x, last vs. Tennessee (5/17/14)
- RBI:** 1 vs. Stetson (4/7/15)
- Doubles:** None
- Triples:** None
- Home Runs:** None
- Walks:** 1, 3x, last vs. USF (2/18/15)
- Stolen Bases:** 1, 3x, last vs. Fairfield (3/11/15)
- Hit Streak:** 2 games (3/23-4/4/14)

## LOMBARDOZZI'S CAREER STATISTICS

### OVERALL SEASON STATISTICS

| YEAR          | AVG.        | GP-GS       | AB        | R        | H        | 2B       | 3B       | HR       | RBI      | BB       | SO       | SB-ATT     |
|---------------|-------------|-------------|-----------|----------|----------|----------|----------|----------|----------|----------|----------|------------|
| 2014          | .120        | 28-1        | 25        | 6        | 3        | 0        | 0        | 0        | 0        | 2        | 5        | 1-2        |
| 2015          | .000        | 12-0        | 6         | 3        | 0        | 0        | 0        | 0        | 1        | 1        | 0        | 2-2        |
| <b>CAREER</b> | <b>.097</b> | <b>40-1</b> | <b>31</b> | <b>9</b> | <b>3</b> | <b>0</b> | <b>0</b> | <b>0</b> | <b>1</b> | <b>3</b> | <b>5</b> | <b>3-4</b> |

### SEC REGULAR-SEASON STATISTICS

| YEAR          | AVG.        | GP-GS       | AB        | R        | H        | 2B       | 3B       | HR       | RBI      | BB       | SO       | SB-ATT     |
|---------------|-------------|-------------|-----------|----------|----------|----------|----------|----------|----------|----------|----------|------------|
| 2014          | .133        | 14-1        | 15        | 5        | 2        | 0        | 0        | 0        | 0        | 1        | 2        | 1-1        |
| <b>CAREER</b> | <b>.133</b> | <b>14-1</b> | <b>15</b> | <b>5</b> | <b>2</b> | <b>0</b> | <b>0</b> | <b>0</b> | <b>0</b> | <b>1</b> | <b>2</b> | <b>1-1</b> |

### SEC TOURNAMENT STATISTICS

| YEAR          | AVG.        | GP-GS      | AB       | R        | H        | 2B       | 3B       | HR       | RBI      | BB       | SO       | SB-ATT     |
|---------------|-------------|------------|----------|----------|----------|----------|----------|----------|----------|----------|----------|------------|
| 2014          | .000        | 1-0        | 0        | 0        | 0        | 0        | 0        | 0        | 0        | 0        | 0        | 0-1        |
| <b>CAREER</b> | <b>.000</b> | <b>1-0</b> | <b>0</b> | <b>0</b> | <b>0</b> | <b>0</b> | <b>0</b> | <b>0</b> | <b>0</b> | <b>0</b> | <b>0</b> | <b>0-1</b> |

## VETERAN PLAYER PROFILES



# #30 SCOTT MOSS

LHP • 6-5 • 220 • L/L • SOPHOMORE • RS  
DELTONA, FLA. • DELAND HIGH SCHOOL  
MAJOR: FOOD AND RESOURCE ECONOMICS

### 2015 SEC Academic Honor Roll

### 2014 SEC First-Year Academic Honor Roll

**AS A REDSHIRT FRESHMAN (2015):** Chosen to the SEC Academic Honor Roll...Did not see any action for the Gators.

**(2014):** Named to the SEC First-Year Academic Honor Roll...Was redshirted in his first season on the Florida campus.

**SUMMER:** Pitched for the Madison (Wis.) Mallards of the Northwoods League last summer...Was ranked as the No. 2 prospect in the NWL by Baseball America...Made 13 relief appearances and was 0-0 with a 3.48 earned run average in 20.2 innings and registered 30 strikeouts...Did not allow any earned runs in seven of his first eight stints... Totaled multiple K in 10 of his 13 outings...Had four strikeouts over 2.1 innings in a 7-4 victory over Kalamazoo (Mich.).

**HIGH SCHOOL:** Left-handed pitcher who played for head coach Andy Lyon at DeLand High School...Taken in the 38th round of the 2013 Major League Baseball Draft by the Colorado Rockies with the 1,129th overall pick... Ranked No. 32 in the state of Florida, No. 5 among lefties, in the Class of 2013 Final Rankings by Perfect Game... Was named to Rawlings/Perfect Game Preseason Florida All-Region First Team prior to his senior year...Earned all-state recognition in Class 8A and was a first-team All-Central Florida selection in 2013, when he was also the Florida Athletic Coaches Association District 9 Player of the Year...Chosen as the Daytona Beach News-Journal's Player of the Year...Posted a 0.52 ERA, with 70 strikeouts

in 40.1 innings, and had a 4-2 record on the mound... Tossed a two-hit shutout against defending Class 8A state champion Spruce Creek, which was ranked No. 1 at the time by MaxPreps...Participated in the FACA All-Star Game in Sebring...Was also a member of the National Honor Society, Fellowship of Christian Athletes and the Engineering Academy at DeLand...Earned a team academic excellence award.

**PERSONAL:** Scott Ian Moss was born Oct. 6, 1994, in West Palm Beach, Fla...His parents are Bruce and Judy Moss...Has a sister, Danielle...Enjoys playing beach volleyball...His post-career ambitions include working for an accounting firm...Majoring in food and resource economics.

# VETERAN PLAYER PROFILES



# #10

# A.J. PUK

LHP/1B • 6-7 • 230 • L/L • JUNIOR • 2L  
 CEDAR RAPIDS, IOWA • WASHINGTON HIGH SCHOOL  
 MAJOR: CRIMINOLOGY

- 2015 USA Baseball Collegiate National Team
- 2015 NCAA Gainesville Regional All-Tournament Team
- 2015 SEC All-Tournament Team
- 2015 Louisville Slugger Player of the Week (May 11)
- 2015 SEC Academic Honor Roll
- 2014 SEC First-Year Academic Honor Roll

**AS A SOPHOMORE (2015):** Earned a berth on the SEC Academic Honor Roll...Made 17 appearances, 14 of which were starts, and was 9-4 with a 3.81 earned run average...With a team-leading 104 strikeouts in 78 innings, Puk became the first Gator to reach the century mark in punch-outs since Bryan Augenstein totaled 105 in 2007...He ranked fifth in the SEC in strikeouts and held opposing hitters to a .210 batting average, fourth-lowest in the league...Was 4-2 with a 5.35 ERA in eight SEC outings, including six starts, and registered a team-high

## PUK'S CAREER HIGHS

- Innings (Starter):** 7.0, 3x, last vs. USF (5/30/15)
- Innings (Reliever):** 3.1, 2x, last vs. Alabama (3/28/15)
- Strikeouts:** 12 vs. Vanderbilt (5/8/15)
- Hits Allowed:** 9 vs. Missouri (4/4/15)
- Runs:** 9 vs. Missouri (4/4/15)
- Earned Runs:** 9 vs. Missouri (4/4/15)
- Walks:** 4, 2x, last vs. Ole Miss-1 (3/21/15)
- At Bats:** 5 vs. USF (2/18/15)
- Runs Scored:** 1, 6x, last vs. Rhode Island (2/14/15)
- Hits:** 2, 2x, last vs. Miami (FL) (2/22/15)
- RBI:** 1, 7x, last vs. Florida Atlantic (2/24/15)
- Doubles:** 1, 6x, last vs. Stony Brook (2/27/15)
- Triples:** None
- Home Runs:** None
- Walks:** 1, 11x, last vs. Fairfield (3/10/15)
- Stolen Bases:** None
- Hit Streak:** 4 games, 2x, last (4/27-5/8/14)

55 strikeouts in 35.1 innings...Enjoyed a tremendous postseason, compiling a 1.54 ERA in four starts, with a 2-1 record and 30 strikeouts in 23.1 innings...Was the hard-luck loser against Virginia in the teams' first meeting at the NCAA College World Series...Held the Cavaliers to one run on four hits over 5.1 innings in the 1-0 setback and had five K...Started Game 2 of the NCAA Gainesville Super Regional versus No. 10 Florida State (4.0 IP, 4 H, 4 R, 6 K) but was not involved in the decision...Fired seven shutout innings and retired the final 14 batters he faced in an 8-2 victory over USF during the NCAA Gainesville Regional, later earning All-Tournament recognition...Yielded four singles, totaled eight strikeouts and issued one walk in claiming his fourth straight decision...Finished his outing by retiring the final 14 batters in a row and 18 of the last 19 after surrendering a third-inning infield hit... Delivered a three-hit shutout with 11 strikeouts to help the Gators advance to the semifinals of the SEC Tournament by eliminating Arkansas...Continued a strong stretch of dominant performances by reaching double-digits in strikeouts for the third time in his last four outings...Permitted three singles and was one shy of his career-best total of a dozen strikeouts...In tossing his first career shutout, Puk was supported by a balanced Gator offense that banged out 11 hits from seven of its nine starters and had seven

## PUK'S CAREER STATISTICS

### OVERALL SEASON STATISTICS

| YEAR          | ERA         | W         | L        | APP       | GS        | CG       | SHO      | CBO      | SV       | IP           | H         | R         | ER        | BB        | SO         |
|---------------|-------------|-----------|----------|-----------|-----------|----------|----------|----------|----------|--------------|-----------|-----------|-----------|-----------|------------|
| 2014          | 3.19        | 5         | 2        | 20        | 7         | 0        | 0        | 0        | 1        | 42.1         | 33        | 19        | 15        | 18        | 46         |
| 2015          | 3.81        | 9         | 4        | 17        | 14        | 1        | 1        | 0        | 0        | 78.0         | 59        | 36        | 33        | 35        | 104        |
| <b>CAREER</b> | <b>3.59</b> | <b>14</b> | <b>6</b> | <b>37</b> | <b>21</b> | <b>1</b> | <b>1</b> | <b>0</b> | <b>1</b> | <b>120.1</b> | <b>92</b> | <b>55</b> | <b>48</b> | <b>53</b> | <b>150</b> |

| YEAR          | AVG.        | GP-GS        | AB        | R        | H         | 2B       | 3B       | HR       | RBI      | BB        | SO        | SB-ATT     |
|---------------|-------------|--------------|-----------|----------|-----------|----------|----------|----------|----------|-----------|-----------|------------|
| 2014          | .222        | 33-16        | 63        | 4        | 14        | 3        | 0        | 0        | 6        | 8         | 19        | 0-0        |
| 2015          | .261        | 11-8         | 23        | 2        | 6         | 3        | 0        | 0        | 1        | 3         | 5         | 0-0        |
| <b>CAREER</b> | <b>.233</b> | <b>44-24</b> | <b>86</b> | <b>6</b> | <b>20</b> | <b>6</b> | <b>0</b> | <b>0</b> | <b>7</b> | <b>11</b> | <b>24</b> | <b>0-0</b> |

### SEC REGULAR-SEASON STATISTICS

| YEAR          | ERA         | W        | L        | APP       | GS       | CG       | SHO      | CBO      | SV       | IP          | H         | R         | ER        | BB        | SO        |
|---------------|-------------|----------|----------|-----------|----------|----------|----------|----------|----------|-------------|-----------|-----------|-----------|-----------|-----------|
| 2014          | 3.44        | 4        | 1        | 10        | 2        | 0        | 0        | 0        | 1        | 18.1        | 16        | 11        | 7         | 12        | 17        |
| 2015          | 5.35        | 4        | 2        | 8         | 6        | 0        | 0        | 0        | 0        | 35.1        | 29        | 23        | 21        | 16        | 55        |
| <b>CAREER</b> | <b>4.70</b> | <b>8</b> | <b>3</b> | <b>18</b> | <b>8</b> | <b>0</b> | <b>0</b> | <b>0</b> | <b>1</b> | <b>53.2</b> | <b>45</b> | <b>34</b> | <b>28</b> | <b>28</b> | <b>72</b> |

| YEAR          | AVG.        | GP-GS       | AB        | R        | H        | 2B       | 3B       | HR       | RBI      | BB       | SO       | SB-ATT     |
|---------------|-------------|-------------|-----------|----------|----------|----------|----------|----------|----------|----------|----------|------------|
| 2014          | .214        | 15-5        | 28        | 3        | 6        | 1        | 0        | 0        | 3        | 4        | 8        | 0-0        |
| 2015          | .000        | 2-0         | 1         | 0        | 0        | 0        | 0        | 0        | 0        | 0        | 0        | 0-0        |
| <b>CAREER</b> | <b>.207</b> | <b>17-5</b> | <b>29</b> | <b>3</b> | <b>6</b> | <b>1</b> | <b>0</b> | <b>0</b> | <b>3</b> | <b>4</b> | <b>8</b> | <b>0-0</b> |

### SEC TOURNAMENT STATISTICS

| YEAR          | ERA         | W        | L        | APP      | GS       | CG       | SHO      | CBO      | SV       | IP          | H        | R        | ER       | BB       | SO        |
|---------------|-------------|----------|----------|----------|----------|----------|----------|----------|----------|-------------|----------|----------|----------|----------|-----------|
| 2014          | 4.50        | 0        | 0        | 1        | 1        | 0        | 0        | 0        | 0        | 4.0         | 3        | 2        | 2        | 2        | 5         |
| 2015          | 0.00        | 1        | 0        | 1        | 1        | 1        | 1        | 0        | 0        | 7.0         | 3        | 0        | 0        | 3        | 11        |
| <b>CAREER</b> | <b>1.64</b> | <b>1</b> | <b>0</b> | <b>2</b> | <b>2</b> | <b>1</b> | <b>1</b> | <b>0</b> | <b>0</b> | <b>11.0</b> | <b>6</b> | <b>2</b> | <b>2</b> | <b>5</b> | <b>16</b> |

| YEAR          | AVG.        | GP-GS      | AB       | R        | H        | 2B       | 3B       | HR       | RBI      | BB       | SO       | SB-ATT     |
|---------------|-------------|------------|----------|----------|----------|----------|----------|----------|----------|----------|----------|------------|
| 2014          | .250        | 3-1        | 4        | 0        | 1        | 0        | 0        | 0        | 0        | 0        | 3        | 0-0        |
| <b>CAREER</b> | <b>.250</b> | <b>3-1</b> | <b>4</b> | <b>0</b> | <b>1</b> | <b>0</b> | <b>0</b> | <b>0</b> | <b>0</b> | <b>0</b> | <b>3</b> | <b>0-0</b> |

### NCAA TOURNAMENT STATISTICS

| YEAR          | ERA         | W        | L        | APP      | GS       | CG       | SHO      | CBO      | SV       | IP          | H         | R        | ER       | BB       | SO        |
|---------------|-------------|----------|----------|----------|----------|----------|----------|----------|----------|-------------|-----------|----------|----------|----------|-----------|
| 2014          | 0.00        | 0        | 0        | 1        | 0        | 0        | 0        | 0        | 0        | 2.0         | 0         | 0        | 0        | 0        | 2         |
| 2015          | 2.20        | 1        | 1        | 3        | 3        | 0        | 0        | 0        | 0        | 16.1        | 12        | 5        | 4        | 7        | 19        |
| <b>CAREER</b> | <b>1.96</b> | <b>1</b> | <b>1</b> | <b>4</b> | <b>3</b> | <b>0</b> | <b>0</b> | <b>0</b> | <b>0</b> | <b>18.1</b> | <b>12</b> | <b>5</b> | <b>4</b> | <b>7</b> | <b>21</b> |

| YEAR          | AVG.        | GP-GS      | AB       | R        | H        | 2B       | 3B       | HR       | RBI      | BB       | SO       | SB-ATT     |
|---------------|-------------|------------|----------|----------|----------|----------|----------|----------|----------|----------|----------|------------|
| 2014          | .000        | 1-1        | 3        | 0        | 0        | 0        | 0        | 0        | 0        | 1        | 0        | 0-0        |
| <b>CAREER</b> | <b>.000</b> | <b>1-1</b> | <b>3</b> | <b>0</b> | <b>0</b> | <b>0</b> | <b>0</b> | <b>0</b> | <b>0</b> | <b>1</b> | <b>0</b> | <b>0-0</b> |

## VETERAN PLAYER PROFILES

different players drive in a run... Was named as one of the Louisville Slugger National Players of the Week after tallying a career-high 12 strikeouts over seven innings in the second matchup with No. 8 Vanderbilt and picking up the win as the Gators evened the series... Allowed five hits and yielded two runs to the Commodores... Tossed six shutout innings, with 11 strikeouts and zero walks, in game two at Georgia... UF emerged victorious, 3-2, as Jeremy Vasquez delivered a game-winning, pinch-hit single with two down in the ninth inning... Had five strikeouts over 3.1 shutout innings in a relief stint against Alabama to earn the win in the rubber game of the series... Collected first SEC win of the campaign by going five innings versus Tennessee and registering eight strikeouts... Claimed his first start of the year by defeating Rhode Island.

**AS A FRESHMAN (2014):** Named to the SEC First-Year Academic Honor Roll... Over 20 appearances on the mound, including seven starts, Puk was 5-2 with a 3.19 ERA and totaled 46 strikeouts in 42.1 innings... Limited opponents to a .210 batting average and picked up one save... Also saw time as the Gators' designated hitter and at first base and batted .222 (14-for-63) with eight walks, six RBI, four runs and three doubles... Went 4-1 with a 3.44 ERA in 10 SEC appearances and made starts versus Arkansas and Tennessee... Hit .214 in 15 league games, drew four walks, scored three runs and tallied three RBI... Set down all six North Carolina batters he faced during the NCAA Gainesville Regional... Drew the start in the Gators' second SEC Tournament game against No. 6 South Carolina but was not involved in the decision (4.0 IP, 3 H, 2 R, 5 K)... Pitched five innings of one-run ball and registered five strikeouts to pick up the win as Florida clinched the outright SEC Championship with a 4-2 win at Tennessee... Was 2-for-4 and set down all three Mercer hitters he faced... Had a pinch-hit RBI single in the ninth inning of the finale that brought home Zack Powers as UF finished a sweep of No. 20 Alabama... Threw 2.2 scoreless innings as the Orange and Blue held off the Crimson Tide, 4-3, to secure the series... Also snapped a 3-3 tie with an RBI single in the sixth inning to drive in Peter Alonso... Chosen as the SEC Freshman of the Week on April 14 after helping the Gators to a series victory at No. 4 South Carolina... With the Gators trailing 3-0 in the eighth inning on Saturday and Buddy Reed on first base after a leadoff single, Puk delivered a pinch-hit RBI double into left center... Later scored on a one-out single by Richie Martin to bring the visitors within 3-2... After UF tied the game in the ninth inning on a sacrifice fly by Casey Turgeon and the teams played a scoreless 10th, Puk moved from first base to the mound... The southpaw earned the win with a perfect 10th, recorded two outs in the 11th, collected one out in the 12th and worked a 1-2-3 13th with two strikeouts after Justin Shafer had moved the Orange and Blue in front with a sacrifice fly... Started as designated hitter on Sunday and contributed a single during the Gators' four-run eighth inning that turned a 4-2 deficit into a 6-4 advantage en route to a 6-5 victory... Came through with a strikeout in the 10th inning of the opener at Texas A&M and wound up as the winner when UF plated a pair of runs in the 11th... Earned first collegiate save by notching the final two outs of Florida's 11-10 victory at No. 19 Kentucky... Tallied six strikeouts in three innings of work against Florida Atlantic... Set a career-high with seven K over 4.1 innings in the second game of the series with UConn... First career win came at No. 17 Miami (FL)... Delivered an RBI double to plate Braden Mattson in the finale with Maryland... Debuted with three strikeouts in 2.2 innings in game two of the campaign against the Terps and was 1-for-2 with a fifth-inning single.

**SUMMER:** Played for the USA Baseball Collegiate National Team last summer, along with Gator teammates Buddy Reed, JJ Schwarz and Logan Shore... Was ranked as the No. 1 prospect on Team USA by both Baseball America and Perfect Game... Go-to left-hander on the Team USA pitching staff appeared in four games with one start... Was 1-0 with a 2.25 ERA in 12 innings, allowing 12 hits and two walks, striking out nine... Made his Team USA debut with a shutout inning versus the CPL Select Team on June 24, striking out two... Made lone start of the summer against Chinese Taipei on June 26, a 5-2 win, surrendering just one run in 3.2 innings in Durham, striking out two... Highlight of the summer came in a combined no-hitter in the series opener versus Cuba, the first no-hitter allowed by Cuba in international play... He was the first reliever out of the bullpen in support of Tanner Houck (Missouri), tossing four innings and allowing just a walk and a runner to reach on an error in his four no-hit innings... His final outing of the summer came against Cuba on July 6, allowing six hits and two runs in 3.1 innings, striking out four... Played for the Waterloo (Iowa) Bucks in the Northwoods League in 2014, with UF teammates Dane Dunning and John Sternagel... Ranked as the No. 1 top prospect in the Northwoods League by Perfect Game... Made a pair of starts on the mound and was 0-0 with a 2.07 ERA in 8.2 innings, with 10 strikeouts... Gave up two runs over five innings in a 5-2 win over St. Cloud after tossing 3.2 scoreless frames with five strikeouts against ThunderBay... Batted .227 in 11 games, with three RBI, three runs, two doubles and a couple of walks... Started the season by going 6-for-13 (.462) over the first three games, including a two-run double versus Mankato.

**HIGH SCHOOL:** Left-handed pitcher and first baseman who played for head coach Tony Lombardi at Washington High School... Regarded as one of the nation's top two-way prospects... Drafted in the 35th round of the 2013 Major League Baseball Draft by the Detroit Tigers with the 1,056th overall pick... Was a first-team Preseason All-American by Rawlings and named to the Central All-Region First Team... Ranked No. 23 nationally and was the No. 5 left-hander in the Class of 2013 Final Rankings from Perfect Game... Was rated the No. 1 player in the state of Iowa by PG... Was listed at No. 85 in the 2013 Baseball America 500... Chosen as a first-team Preseason Underclassmen All-American by Perfect Game prior to his junior campaign... Participated in the 2012 Perfect Game All-American Classic held at PETCO Field, home of the San Diego Padres... Was a second-team all-district selection after hitting .436 with 26 RBI and two homers during his sophomore season... Had also been the Warriors' starting quarterback and guided them into the state playoffs before switching over to baseball full-time.

**PERSONAL:** Andrew Jacob (A.J.) Puk was born April 25, 1995, in Minneapolis, Minn... His parents are David and Chris Puk... His father, an ophthalmologist in Cedar Rapids, played football for Lou Holtz at Minnesota and was an Academic All-American... His mother was a gymnast at Missouri... Three of his uncles played college football: Steven Puk (Minnesota), J.J. Puk (Iowa), Kevin Puk (Stanford)... Has two sisters, Sammi, 23, a former swimmer at the University of North Dakota, and Jessi, 16, and one brother, Owen, 13... Enjoys fishing and playing golf... Majoring in criminology.

## VETERAN PLAYER PROFILES



# #23

# BUDDY REED

OF • 6-4 • 210 • S/R • JUNIOR • 2L  
 FINKSBURG, MD. • ST. GEORGE'S SCHOOL (R.I.)  
 MAJOR: TELECOMMUNICATIONS – MEDIA & SOCIETY

- 2015 USA Baseball Collegiate National Team
- 2015 NCAA Gainesville Regional All-Tournament Team
- 2015 SEC All-Tournament Team
- 2015 SEC All-Defensive Team
- 2015 SEC Player of the Week (2/23)
- 2015 College Baseball 360 Primetime Performer of the Week (2/23)

**AS A SOPHOMORE (2015):** Started 69 of the Gators' 70 contests in center field and responded with career highs across the board in batting average (.305), hits (86), runs (51), RBI (47), stolen bases (18), doubles (14), triples (5) and homers (4)...His 13-game hitting streak between March 4-27 was the longest by a UF player last year and he ranked third on the club in batting average behind All-Americans Josh Tobias (.355) and JJ Schwarz (.332)...Chipped in with 24 multiple-hit games and 11 multiple-RBI games...Became the first Gator to be named to the SEC's All-Defensive Team since shortstop Nolan Fontana and catcher Mike Zunino collected the honor in 2012...He joins Matt den Dekker (2008-10) as the only outfielders in school history to receive the honor...Hit .319 in SEC play, with 19 runs, 17 RBI and nine walks and delivered

team highs in stolen bases (6) and triples (4)...Among the team leaders with a .297 clip in 15 postseason outings...Tied his career best of three RBI as the Gators eliminated Miami (FL) from the NCAA College World Series...Belted a two-run homer in the first inning, had a bunt RBI single in the fifth inning and also scored twice in the victory...Had debuted in Omaha by going 2-for-4 with a couple of runs and an RBI single in the Gators' 15-3 victory over the Hurricanes...Was 2-for-4 with a run, a stolen base and a walk as UF claimed Game 1 of the NCAA Gainesville Super Regional with a 13-5 triumph over No. 10 Florida State...Chosen All-Tournament at the NCAA Gainesville Regional after batting .308 (4-for-13) over the three games...Cranked a two-run blast in the third inning to jump-start the offense against USF...Reed came through with a .409 (9-for-22) average in Florida's five games in Hoover and earned All-SEC Tournament accolades...Was 3-for-4 and scored twice as the Orange and Blue brought home the event's crown over No. 9 Vanderbilt...Went a perfect 3-for-3 in the shutout of Arkansas...Keyed the Gators' series-clinching win at No. 8 Vanderbilt by going 3-for-5 with three RBI and two runs...Had started the scoring with a three-run jack to left field in the opening frame...With Florida trailing by a run in the ninth of the finale, Reed stroked a two-out single up the middle and came home with the tying run on

### REED'S CAREER HIGHS

- At Bats:** 6, 2x, last vs. Florida Atlantic (2/24/15)
- Runs Scored:** 4 vs. Stetson (4/7/15)
- Hits:** 3, 10x, last vs. Vanderbilt (5/24/15)
- RBI:** 3, 4x, last vs. Miami (FL) (6/17/15)
- Doubles:** 2, 2x, last vs. Fairfield (3/10/15)
- Triples:** 1, 5x, last vs. Vanderbilt (5/7/15)
- Home Runs:** 1, 4x, last vs. Miami (FL) (6/17/15)
- Walks:** 4 vs. Vanderbilt (5/8/15)
- Stolen Bases:** 2, 5x, last vs. South Carolina (4/12/15)
- Hit Streak:** 13 games (3/4-3/27/15)

a base-hit by Schwarz...Set a career high in game two with the Commodores by drawing four walks...Was 4-for-10 (.400) in the series triumph at Georgia, including a two-run single to break the ice on Sunday...Helped the Gators to victory over Bethune-Cookman with a run-scoring triple in the sixth inning of a scoreless contest...Hit a sizzling .417 (5-for-12) in the sweep of No. 21 South Carolina, with four RBI, four runs, two doubles and two thefts...Started the set with the Gamecocks by going 3-for-5...Scored a career-high four runs and was 3-for-5 with a double in the home win against Stetson...Among the team leaders with a .455 (5-for-13) performance at Missouri, with a couple of 2-for-4 efforts...Snapped a 4-4 tie with a two-run, bases-loaded single in the eighth inning to claim the rubber game at McKethan Stadium versus Alabama...Opened the SEC schedule by hitting .400 (4-for-10) against Tennessee and drove in a team-best four runs, three coming on a triple with the bases full in the finale...Was 3-for-6 with a pair of two-baggers and scored twice in the mid-week victory over Florida Atlantic...Named as the Co-SEC Player of the Week with LSU senior catcher Kade Scivicque for the first time in his career after hitting .444 (8-for-18) as the Gators captured three of four contests, including a series triumph over No. 8 Miami...Led Florida to the series victory over No. 8 Miami by going 5-for-12 (.417), with at least one hit in each game...Tied Sunday's rubber match versus the Hurricanes with a two-out RBI single to right field in the third inning...Delivered a walk-off single in the ninth inning to score Josh Tobias with the winning run in UF's 4-3 triumph on Friday night...Finished the opener 3-for-5 with two stolen bases and also scored on Mike Rivera's game-tying two-run single in the sixth inning...Earned an outfield assist as the Gators had cut down the potential tying run in the eighth inning.

### REED'S CAREER STATISTICS

#### OVERALL SEASON STATISTICS

| YEAR          | AVG.        | GP-GS          | AB         | R         | H          | 2B        | 3B       | HR       | RBI       | BB        | SO        | SB-ATT       |
|---------------|-------------|----------------|------------|-----------|------------|-----------|----------|----------|-----------|-----------|-----------|--------------|
| 2014          | .244        | 60-51          | 172        | 26        | 42         | 7         | 0        | 0        | 6         | 18        | 38        | 5-10         |
| 2015          | .305        | 69-69          | 282        | 51        | 86         | 14        | 5        | 4        | 47        | 27        | 56        | 18-26        |
| <b>CAREER</b> | <b>.282</b> | <b>129-120</b> | <b>454</b> | <b>77</b> | <b>128</b> | <b>21</b> | <b>5</b> | <b>4</b> | <b>53</b> | <b>45</b> | <b>94</b> | <b>23-36</b> |

#### SEC REGULAR-SEASON STATISTICS

| YEAR          | AVG.        | GP-GS        | AB         | R         | H         | 2B       | 3B       | HR       | RBI       | BB        | SO        | SB-ATT      |
|---------------|-------------|--------------|------------|-----------|-----------|----------|----------|----------|-----------|-----------|-----------|-------------|
| 2014          | .284        | 28-21        | 74         | 13        | 21        | 5        | 0        | 0        | 4         | 7         | 17        | 3-3         |
| 2015          | .319        | 30-30        | 116        | 19        | 37        | 2        | 4        | 1        | 17        | 9         | 29        | 6-8         |
| <b>CAREER</b> | <b>.305</b> | <b>58-51</b> | <b>190</b> | <b>32</b> | <b>58</b> | <b>7</b> | <b>4</b> | <b>1</b> | <b>21</b> | <b>16</b> | <b>46</b> | <b>9-11</b> |

#### SEC TOURNAMENT STATISTICS

| YEAR          | AVG.        | GP-GS      | AB        | R        | H         | 2B       | 3B       | HR       | RBI      | BB       | SO       | SB-ATT     |
|---------------|-------------|------------|-----------|----------|-----------|----------|----------|----------|----------|----------|----------|------------|
| 2014          | .273        | 4-4        | 11        | 1        | 3         | 0        | 0        | 0        | 0        | 2        | 4        | 0-1        |
| 2015          | .409        | 5-5        | 22        | 4        | 9         | 1        | 0        | 0        | 1        | 2        | 4        | 1-2        |
| <b>CAREER</b> | <b>.364</b> | <b>9-9</b> | <b>33</b> | <b>5</b> | <b>12</b> | <b>1</b> | <b>0</b> | <b>0</b> | <b>1</b> | <b>4</b> | <b>8</b> | <b>1-3</b> |

#### NCAA TOURNAMENT STATISTICS

| YEAR          | AVG.        | GP-GS        | AB        | R        | H         | 2B       | 3B       | HR       | RBI      | BB       | SO       | SB-ATT     |
|---------------|-------------|--------------|-----------|----------|-----------|----------|----------|----------|----------|----------|----------|------------|
| 2014          | .250        | 2-2          | 8         | 1        | 2         | 0        | 0        | 0        | 0        | 0        | 0        | 1-1        |
| 2015          | .238        | 10-10        | 42        | 8        | 10        | 3        | 0        | 2        | 7        | 5        | 6        | 1-2        |
| <b>CAREER</b> | <b>.240</b> | <b>12-12</b> | <b>50</b> | <b>9</b> | <b>12</b> | <b>3</b> | <b>0</b> | <b>2</b> | <b>7</b> | <b>5</b> | <b>6</b> | <b>2-3</b> |

## VETERAN PLAYER PROFILES

**AS A FRESHMAN (2014):** Played in 60 games during his first collegiate season, with a total of 51 starts: 24 in left field, 19 in center field and eight in right field. . . Batted .244 with 26 runs, 18 walks, seven doubles and six RBI. . . Established a single-season school record with 14 sacrifice hits and was 5-for-10 on the basepaths. . . Had a .284 clip and scored 13 runs in 28 SEC contests, including 21 starts. . . Also drew seven walks, totaled five doubles, drove in four runs and was a perfect 3-for-3 in stolen-base opportunities in league play. . . Was 1-for-4 and scored a run in the NCAA Gainesville Regional against North Carolina. . . Chipped in with a single and had a theft in the opening round versus the College of Charleston. . . Drew a leadoff walk and came home during the third inning of the second SEC Tournament meeting with Kentucky. . . Went 2-for-4 with a double as the Gators clinched the SEC Championship with their second win at Tennessee. . . Led the Orange and Blue with a .444 (4-for-9) average in the series with No. 10 Vanderbilt, highlighted by a 3-for-4 outing in the finale. . . Scored twice in the first win over No. 20 Alabama. . . Was 2-for-3 with a pair of runs in the 5-0 shutout of Missouri. . . Collected two hits and doubled in the triumph at FGCU. . . Came through with a 3-for-3 effort in the finale at No. 4 South Carolina and provided the Gators with the decisive run on a one-out RBI single in the eighth inning. . . Started the series at Texas A&M by going 2-for-5. . . Had at least one hit in every game of the Arkansas set. . . Posted first multiple-hit game as a Gator with a 2-for-4, two-run showing in the second meeting with UConn and also swiped his first base. . . Drew a walk in the first five games of the year. . . Punched a two-run single in the eighth inning of the second matchup with Maryland for his first collegiate hit and RBI. . . Became just the third rookie from UF since 2001 to debut in center field, joining Ben Harrison (2001) and Josh Adams (2008). . . Scored a run on opening night with heads-up base-running after a walk.

**SUMMER:** Member of the USA Baseball Collegiate National Team last summer, along with Gator teammates A.J. Puk, JJ Schwarz and Logan Shore. . . Ranked as the No. 3 prospect on Team USA by both Baseball America and Perfect Game. . . Played in 12 games for Team USA, hitting .326 with 15 hits, and a team-leading 12 RBI, eight runs and three doubles. . . Also added four steals. . . Hit .385 with runners on base and .381 with runners in scoring position. . . Was 3-for-4 with three steals in his first game of the summer after the extended Florida run through the NCAA College World Series on June 24. . . Had hits in his first seven games, collecting 11 RBI in that span. . . Totaled four RBI, with a pair of doubles and steal, in a win over Chinese Taipei on June 28. . . Went 3-for-6 versus Cuba in a packed stadium in Charlotte on July 4, scoring three runs. . . Made all 12 starts in centerfield, hitting No. 1 (four times) and No. 2 (eight times) in the order. . . Played for the Kenosha (Wis.) Kingfish in 2014 and was rated the No. 6 prospect of the Northwoods League by Baseball America and the No. 10 prospect by Perfect Game. . . Batted .283 with 31 runs, 29 RBI, 18 walks and 10 stolen bases in 49 games. . . Added eight doubles, four triples and three homers. . . Was ranked No. 79 in the Northwoods Top 200 released by the league office. . . Put together an eight-game hitting streak from July 27-Aug. 3 in which he was 16-for-30 (.533). . . Went 4-for-7 with five RBI, three runs and a homer against the Wisconsin Rapids Rafters. . . Clubbed a three-run bomb versus Kalamazoo for his first big fly of the summer.

**HIGH SCHOOL:** Outfielder from St. George's School in Middletown, R.I., who played for head coach Ed McGinnis. . . Selected in the 35th round of the 2013 Major League Baseball Draft by the Texas Rangers with the 1,060th pick. . . Was named to Rawlings/Perfect Game Preseason Atlantic All-Region First Team prior to his

senior year. . . Ranked No. 7 in the state of Maryland and the No. 2 outfielder in the Class of 2013 Final Rankings from Perfect Game. . . Earned a total of nine varsity letters in soccer, hockey and baseball. . . Was the leading scorer on the soccer team and played on the Dragons' top line on the ice. . . Named to the 2012 Perfect Game 17-U BCS All-Tournament Team while playing for the Tampa Bay Warriors at Terry Park in Fort Myers, Fla. . . Batted .360 at the event, with a slugging percentage of .560 and an on-base percentage of .407. . . Also named All-Tournament at the 2012 WWBA 17-U National Championship that was held at the East Cobb Complex in Marietta, Ga. . . Went 11-for-22 (.500) with a .682 slugging percentage and a .577 on-base clip. . . Tied for the top outfield arm at the 2012 Sunshine Northeast Showcase.

**PERSONAL:** Michael (Buddy) Elliott Reed, Jr., was born April 27, 1995, in the Bronx, N.Y. . . His father is Michael Reed and his mother is Yvette Briscoe. . . Enjoys acting, dancing, playing hockey and soccer and four-wheel roller-skating. . . Was involved in a youth program called Ice Hockey in Harlem and dreamed of becoming a professional hockey player. . . Also considered Texas and Texas Tech for baseball and Providence for hockey. . . Majoring in telecommunications — media & society.

# VETERAN PLAYER PROFILES



# #4 MIKE RIVERA

C • 5-10 • 200 • R/R • SOPHOMORE • 1L  
VENICE, FLA. • VENICE HIGH SCHOOL  
MAJOR: ANTHROPOLOGY

**2015 Louisville Slugger Freshman All-American**

**2015 All-SEC Second Team**

**2015 SEC All-Freshman Team**

**2015 SEC Freshman of the Week (March 30)**

**AS A FRESHMAN (2015):** Earned Freshman All-American recognition from Louisville Slugger... Became the first Gator freshman catcher to be chosen All-SEC since Mike Stanley in 1982 by being named to the second team... Joined teammates Dalton Guthrie and JJ Schwarz on the SEC's All-Freshman Team... Started 65 of the 66 games he played in as a rookie, with 41 starts behind the plate and 24 at designated hitter... Batted .271 with 48 RBI, 31 runs, 16 walks, 11 doubles, five sacrifice flies and three homers... Contributed 15 multiple-hit games and 13 multiple-RBI efforts... Had a .258 average in 28 conference games, with a team-high 21 RBI, 12 runs, three doubles and a pair of homers... Led the Gators at the NCAA College World Series by going 7-for-18 (.389)... Tied the third meeting with Virginia by driving in Schwarz with a sixth-inning RBI single and was 2-for-4... Had an RBI single and a run-scoring double in the Gators' 10-5 triumph over the Cavaliers... Started his action in Omaha by going 2-for-3 with a pair of runs versus No. 8 Miami (FL)... Connected on a two-run single in the first inning and had a fielder's choice that plated Schwarz in the third inning in Game 1 of the NCAA Gainesville Super Regional against No. 10 Florida State... Drove in two runs in UF's NCAA Tourney opener versus Florida A&M with a fielder's choice and a sacrifice fly... Tied for the team lead with six RBI during the SEC Tournament, when he was 5-for-17 (.294), with three runs, three doubles and a round-tripper... Doubled and scored in the 7-3 victory over No. 9 Vanderbilt

that secured the title... Snapped a 1-1 tie with a leadoff homer in the ninth inning to provide the winning margin as the Gators knocked off No. 1 LSU in the SEC Tourney semifinals... Smashed a two-run double during the eight-run, third-inning outburst against Auburn... Chipped in with two RBI in the SEC Tourney opener versus Arkansas... Batted .429 (3-for-7) during the series with Kentucky and went 2-for-3 with two RBI in the finale... Laced a two-run triple in the ninth inning to help complete a sweep at Mississippi State... Went 3-for-5 with a two RBI singles as UF downed No. 21 South Carolina to finish a sweep at McKethan Stadium... Named the SEC Freshman of the Week for the first time in his career on March 30 after notching a .467 average during the Gators' four games that week... Batted .467 (7-for-15) as Florida claimed three of four contests and posted a series victory over Alabama... Tied for the team lead by driving in five runs, scored three times and drew a pair of walks... Hit .417 (5-for-12) against Alabama and tallied an RBI in each game... Went 1-for-3 with an insurance run-scoring single during UF's three-run eighth inning that paved the way for a 7-4 triumph in Saturday's rubber game... Helped the Gators forge a split of Friday's doubleheader by going 2-for-4 with an RBI single in the nightcap... Started the series with the Tide by going 2-for-5 with a two-run homer and scored twice... Powered the offense at Ole Miss by going 5-for-12 (.417) and tallied five RBI... Debuted against No. 11 Florida State with a 3-for-5 performance in which he scored twice and had a run-scoring single... Cranked a two-run homer to left center in the sixth inning of the second matchup with Tennessee... Was a career-best 4-for-4 in the series-clinching victory over Maine... Came through with a two-run single in the sixth inning of the opener versus No. 8 Miami

## RIVERA'S CAREER HIGHS

- At Bats:** 5, 9x, last vs. Florida State (6/6/15)
- Runs Scored:** 3 vs. Rhode Island (2/14/15)
- Hits:** 4 vs. Maine (3/7/15)
- RBI:** 3, 2x, last vs. Florida State (6/5/15)
- Doubles:** 1, 11x, last vs. Virginia (6/19/15)
- Triples:** 1 vs. Mississippi State (4/19/15)
- Home Runs:** 1, 3x, last vs. LSU (5/23/15)
- Walks:** 2, 3x, last vs. LSU (5/23/15)
- Stolen Bases:** 1, 2x, last vs. USF (2/18/15)
- Hit Streak:** 8 games (3/17-3/31/15)

(FL)... Began his collegiate career with a .375 (3-for-8) clip in the sweep of Rhode Island, including a sacrifice fly on opening night and a 2-for-3, three-run effort in game two.

**HIGH SCHOOL:** Catcher who played for head coach Craig Faulkner at Venice High School... Teammate of fellow Gator sophomore Dalton Guthrie... Chosen in the 33rd round of the 2014 Major League Baseball Draft by the Oakland A's with the 1,002nd overall pick... Captured back-to-back state championships in Class 7A during his sophomore and junior years and reached the semifinals in his final season... Rivera ranked No. 35 in the state of Florida and was No. 3 at catcher in the Class of 2014 Final Rankings from Perfect Game... Rated as the No. 21 catcher nationally by Perfect Game... Earned all-state acclaim in Class 6A... First-team Preseason All-American by Louisville Slugger... Participated in the Florida Athletic Coaches Association (FACA) All-Star Baseball Classic... Named to the Florida All-Region First Team by Rawlings/Perfect Game prior to his senior year... First-team Louisville Slugger High School All-American as a junior, when he batted .506 with 25 RBI and 18 doubles... Was a MaxPreps Underclass All-American and made the Sarasota Herald-Tribune All-Area Team... Chosen All-Tournament at the 2013 National High School Invitational (NHS) in Cary, N.C., after going 7-for-12 (.583) with three RBI and a pair of doubles... Member of the 2013 USA 18-U National Team, along with Gator freshman JJ Schwarz, which repeated as World Champions after winning the 18-U World Cup in Taichung, Taiwan... Drove in a team-high 11 runs and batted .364 (16-for-44), good for third on squad, with seven runs and three doubles.

**PERSONAL:** Michael William Rivera was born Dec. 12, 1995, in Pinellas Park, Fla... His parents are William and Maria Rivera... Has a sister, Elsie, 16... Enjoys fishing... Considers St. Louis Cardinals' catcher Yadier Molina to be his favorite personality because he's a winner and he throws a lot of runners out... Majoring in anthropology.

## RIVERA'S CAREER STATISTICS

### OVERALL SEASON STATISTICS

| YEAR          | AVG.        | GP-GS        | AB         | R         | H         | 2B        | 3B       | HR       | RBI       | BB        | SO        | SB-ATT     |
|---------------|-------------|--------------|------------|-----------|-----------|-----------|----------|----------|-----------|-----------|-----------|------------|
| 2015          | .271        | 66-65        | 225        | 31        | 61        | 11        | 1        | 3        | 48        | 16        | 24        | 2-2        |
| <b>CAREER</b> | <b>.271</b> | <b>66-65</b> | <b>225</b> | <b>31</b> | <b>61</b> | <b>11</b> | <b>1</b> | <b>3</b> | <b>48</b> | <b>16</b> | <b>24</b> | <b>2-2</b> |

### SEC REGULAR-SEASON STATISTICS

| YEAR          | AVG.        | GP-GS        | AB        | R         | H         | 2B       | 3B       | HR       | RBI       | BB       | SO        | SB-ATT     |
|---------------|-------------|--------------|-----------|-----------|-----------|----------|----------|----------|-----------|----------|-----------|------------|
| 2015          | .258        | 28-28        | 97        | 12        | 25        | 3        | 1        | 2        | 21        | 5        | 12        | 0-0        |
| <b>CAREER</b> | <b>.258</b> | <b>28-28</b> | <b>97</b> | <b>12</b> | <b>25</b> | <b>3</b> | <b>1</b> | <b>2</b> | <b>21</b> | <b>5</b> | <b>12</b> | <b>0-0</b> |

### SEC TOURNAMENT STATISTICS

| YEAR          | AVG.        | GP-GS      | AB        | R        | H        | 2B       | 3B       | HR       | RBI      | BB       | SO       | SB-ATT     |
|---------------|-------------|------------|-----------|----------|----------|----------|----------|----------|----------|----------|----------|------------|
| 2015          | .294        | 5-5        | 17        | 3        | 5        | 3        | 0        | 1        | 6        | 2        | 2        | 0-0        |
| <b>CAREER</b> | <b>.294</b> | <b>5-5</b> | <b>17</b> | <b>3</b> | <b>5</b> | <b>3</b> | <b>0</b> | <b>1</b> | <b>6</b> | <b>2</b> | <b>2</b> | <b>0-0</b> |

### NCAA TOURNAMENT STATISTICS

| YEAR          | AVG.        | GP-GS      | AB        | R        | H        | 2B       | 3B       | HR       | RBI      | BB       | SO       | SB-ATT     |
|---------------|-------------|------------|-----------|----------|----------|----------|----------|----------|----------|----------|----------|------------|
| 2015          | .258        | 9-9        | 31        | 3        | 8        | 1        | 0        | 0        | 9        | 2        | 2        | 0-0        |
| <b>CAREER</b> | <b>.258</b> | <b>9-9</b> | <b>31</b> | <b>3</b> | <b>8</b> | <b>1</b> | <b>0</b> | <b>0</b> | <b>9</b> | <b>2</b> | <b>2</b> | <b>0-0</b> |

## VETERAN PLAYER PROFILES



# #39 FRANK RUBIO

RHP • 6-0 • 190 • R/R • JUNIOR • 2L  
MIAMI SHORES, FLA. • ST. THOMAS AQUINAS HIGH SCHOOL  
MAJOR: CRIMINOLOGY

### 2015 SEC Academic Honor Roll

### 2014 SEC First-Year Academic Honor Roll

**AS A SOPHOMORE (2015):** Named to the SEC Academic Honor Roll...Made 15 relief appearances and was 0-1 with a 3.20 earned run average in 19.2 innings...Notched six strikeouts and permitted three walks...Surrendered one run in seven SEC appearances spanning 12.1 innings for a 0.73 ERA...Set down all six hitters he faced and recorded a pair of strikeouts in the Gators' NCAA Tournament opener against Florida A&M...Closed UF's victory over Auburn at the SEC Tournament by working the final 1.1 innings...Threw 2.1 innings of scoreless ball in the second meeting with Kentucky...Finished the first win over No. 21 South Carolina with a clean ninth inning in which he induced three grounders...Kept Ole Miss off of the scoreboard over a season-high 3.1 innings...Limited Tennessee to a run in three innings of action during the SEC opener at McKethan Stadium...Retired the lone batter in the sixth inning at No. 9 UCF...Season debut was a 1-2-3 eighth inning on Valentine's Day in the second victory against Rhode Island.

**AS A FRESHMAN (2014):** Earned a spot on the SEC First-Year Academic Honor Roll...Made three appearances totaling eight innings and was 0-0 with a 2.25 ERA...Worked a season-high four innings in the series opener at No. 19 Kentucky, allowing six hits and two runs, with a personal-high three strikeouts...Fired three shutout

frames and had a pair of strikeouts in the first meeting with Illinois...Debuted in the second encounter at No. 17 Miami (FL), permitting one hit and a walk in an inning of work against the Hurricanes.

**SUMMER:** Played for the Waterloo (Iowa) Bucks of the Northwoods League, along with the Gators' Taylor Lane, last summer...Was 1-4 with a 5.80 ERA in nine games, eight of which were starts...Tallied 25 strikeouts and yielded eight walks in 45 innings...Delivered 7.1 scoreless innings in a 5-0 shutout of Alexandria...Saved his first outing of the summer against Rochester with 1.1 scoreless innings...Joined Gator teammate Mike Fahrman on the Olean Oilers of the New York Collegiate Baseball League in 2014...Was 5-1 with a 2.28 ERA in nine games, all starts...Tied for the league lead with five complete games and was sixth with 50 strikeouts in 67 innings...Represented the Western Division in the NYCBL All-Star Game...Closed the season with a seven-inning shutout at Niagara in which he had seven K...Went the distance in a 6-5 setback to Hornell...Crafted a three-hit shutout against the Wellsville Nitros...Posted back-to-back complete-game efforts in wins over Rochester (9.0 IP, 2 R, 7 H, 8 K) and Oneonta (9.0 IP, 3 R, 8 H, 5 K)...His first victory of the campaign came at Oneonta, when he totaled a season-high 11 strikeouts over seven frames.

**HIGH SCHOOL:** Right-handed pitcher from St. Thomas

### RUBIO'S CAREER HIGHS

**Innings (Starter):** None

**Innings (Reliever):** 4.0 vs. Kentucky (4/4/14)

**Strikeouts:** 3 vs. Kentucky (4/4/14)

**Hits Allowed:** 6 vs. Kentucky (4/4/14)

**Runs:** 3 vs. Stetson (3/24/15)

**Earned Runs:** 3 vs. Stetson (3/24/15)

**Walks:** 2 vs. Miami (FL) (2/21/15)

Aquinas High School who played for head coach Troy Cameron...Named a second-team All-American by Louisville Slugger after going 8-3 with a 1.72 ERA and 84 strikeouts in 61 innings in 2013...Also named first-team All-Broward County by the Miami Herald and the High School Baseball Network...Helped the Raiders to the Class 7A state semifinals...Rubio worked 6.2 innings, allowing five hits and striking out four Haines City batters, but Aquinas dropped a 2-1 decision at the final four...Was a third-team Class 8A-6A All-Broward selection by the Miami Herald as a junior, when he was 6-0 with a 1.85 ERA in 10 appearances, including six starts spanning 34 innings...Member of the National Honor Society and the Spanish Honor Society.

**PERSONAL:** Frank Michael Rubio was born April 23, 1995, in Hollywood, Fla...His parents are Frank and Kathleen Rubio...His father went to Miami and his mother attended Florida State...Has three siblings: Jessie, 25, Daniel, 23, and Thomas, 22...Jessie earned a bachelor's degree from FSU and is attending law school at Miami, Daniel graduated from Florida and Thomas is an undergraduate student at Miami...Chose to attend UF since it provides a great balance of academics and athletics...Considers ESPN's Stephen A. Smith to be his favorite sports personality because he is always entertaining and enthusiastic...Enjoys fishing...Majoring criminology.

## RUBIO'S CAREER STATISTICS

### OVERALL SEASON STATISTICS

| YEAR          | ERA         | W        | L        | APP       | GS       | CG       | SHO      | CBO      | SV       | IP          | H         | R        | ER       | BB       | SO        |
|---------------|-------------|----------|----------|-----------|----------|----------|----------|----------|----------|-------------|-----------|----------|----------|----------|-----------|
| 2014          | 2.25        | 0        | 0        | 3         | 0        | 0        | 0        | 0        | 0        | 8.0         | 9         | 2        | 2        | 2        | 5         |
| 2015          | 3.20        | 0        | 1        | 15        | 0        | 0        | 0        | 1        | 0        | 19.2        | 20        | 7        | 7        | 3        | 6         |
| <b>CAREER</b> | <b>2.93</b> | <b>0</b> | <b>1</b> | <b>18</b> | <b>0</b> | <b>0</b> | <b>0</b> | <b>1</b> | <b>0</b> | <b>27.2</b> | <b>29</b> | <b>9</b> | <b>9</b> | <b>5</b> | <b>11</b> |

### SEC REGULAR-SEASON STATISTICS

| YEAR          | ERA         | W        | L        | APP      | GS       | CG       | SHO      | CBO      | SV       | IP          | H         | R        | ER       | BB       | SO       |
|---------------|-------------|----------|----------|----------|----------|----------|----------|----------|----------|-------------|-----------|----------|----------|----------|----------|
| 2014          | 4.50        | 0        | 0        | 1        | 0        | 0        | 0        | 0        | 0        | 4.0         | 6         | 2        | 2        | 0        | 3        |
| 2015          | 0.73        | 0        | 0        | 7        | 0        | 0        | 0        | 0        | 0        | 12.1        | 13        | 1        | 1        | 0        | 2        |
| <b>CAREER</b> | <b>1.65</b> | <b>0</b> | <b>0</b> | <b>8</b> | <b>0</b> | <b>0</b> | <b>0</b> | <b>0</b> | <b>0</b> | <b>16.1</b> | <b>19</b> | <b>3</b> | <b>3</b> | <b>0</b> | <b>5</b> |

### SEC TOURNAMENT STATISTICS

| YEAR          | ERA         | W        | L        | APP      | GS       | CG       | SHO      | CBO      | SV       | IP         | H        | R        | ER       | BB       | SO       |
|---------------|-------------|----------|----------|----------|----------|----------|----------|----------|----------|------------|----------|----------|----------|----------|----------|
| 2015          | 0.00        | 0        | 0        | 1        | 0        | 0        | 0        | 0        | 0        | 1.1        | 1        | 0        | 0        | 1        | 1        |
| <b>CAREER</b> | <b>0.00</b> | <b>0</b> | <b>0</b> | <b>1</b> | <b>0</b> | <b>0</b> | <b>0</b> | <b>0</b> | <b>0</b> | <b>1.1</b> | <b>1</b> | <b>0</b> | <b>0</b> | <b>1</b> | <b>1</b> |

### NCAA TOURNAMENT STATISTICS

| YEAR          | ERA         | W        | L        | APP      | GS       | CG       | SHO      | CBO      | SV       | IP         | H        | R        | ER       | BB       | SO       |
|---------------|-------------|----------|----------|----------|----------|----------|----------|----------|----------|------------|----------|----------|----------|----------|----------|
| 2015          | 9.00        | 0        | 0        | 2        | 0        | 0        | 0        | 1        | 0        | 2.0        | 3        | 2        | 2        | 0        | 2        |
| <b>CAREER</b> | <b>9.00</b> | <b>0</b> | <b>0</b> | <b>2</b> | <b>0</b> | <b>0</b> | <b>0</b> | <b>1</b> | <b>0</b> | <b>2.0</b> | <b>3</b> | <b>2</b> | <b>2</b> | <b>0</b> | <b>2</b> |

## VETERAN PLAYER PROFILES



# #22

# JJ SCHWARZ

C • 6-2 • 215 • R/R • SOPHOMORE • 1L  
 PALM BEACH GARDENS, FLA. • PALM BEACH GARDENS  
 HIGH SCHOOL  
 MAJOR: SOCIOLOGY

- 2015 USA Baseball Collegiate National Team
- 2015 Louisville Slugger Co-Freshman of the Year
- 2015 NCBWA Freshman Hitter of the Year
- 2015 ABCA Second-Team All-American
- 2015 D1Baseball Second-Team All-American
- 2015 Perfect Game Second-Team All-American
- 2015 Baseball America Third-Team All-American
- 2015 NCBWA Third-Team All-American
- 2015 Baseball America First-Team Freshman All-American
- 2015 D1Baseball First-Team Freshman All-American
- 2015 Louisville Slugger Freshman All-American
- 2015 NCBWA First-Team Freshman All-American
- 2015 Perfect Game First-Team Freshman All-American
- 2015 NCAA Gainesville Regional Most Outstanding Player
- 2015 SEC Tournament Most Valuable Player
- 2015 All-SEC Second Team
- 2015 SEC All-Freshman Team
- 2015 NCBWA National Hitter of the Week (4/15)
- 2015 Louisville Slugger Player of the Week (4/13)

2015 SEC Player of the Week (4/13)

2015 SEC Freshman of the Week (3/2)

**AS A FRESHMAN (2015):** In addition to being named the Louisville Slugger Co-2015 Freshman Player of the Year and as the National Collegiate Baseball Writers Association (NCBWA) Freshman Hitter of the Year, Schwarz attained All-American status from the American Baseball Coaches Association (ABCA), Baseball America, D1Baseball, the NCBWA and Perfect Game. . . He also earned Freshman All-American recognition from Baseball America, D1Baseball, Collegiate Baseball, Louisville Slugger and the NCBWA. . . He and shortstop Richie Martin were the only Gators to start all 70 games. . . Schwarz had 41 starts at designated hitter and 29 behind the plate. . . Delivered a .332 batting average and led the Orange and Blue in RBI (73), homers (18), doubles (16), sacrifice flies (6) and slugging percentage (.629). . . Was third in the country in RBI and finished fourth in homers. . . Tied for second on the club with 24 multiple-hit games and was the runner-up with 16 multiple-RBI games. . . Was named second-team All-SEC and to the league's All-Freshman Team. . . During the Gators' postseason, Schwarz hit a team-best .491 (28-for-57), with 23 runs, 19 RBI, five doubles and four homers in 15 games. . . Batted .474 (18-for-38) with 18 runs, 13 RBI, four homers and a pair of doubles in 10 NCAA Tournament contests and was 6-for-18 (.333) with eight runs and two RBI in the College World Series. . . Was 1-for-3 and scored twice in the final encounter with Virginia after going 2-for-4 with two runs in the win over the Cavaliers. . . Contributed a two-run

### SCHWARZ'S CAREER HIGHS

- At Bats:** 6 vs. Stetson (4/7/15)
- Runs Scored:** 5 vs. Stetson (4/7/15)
- Hits:** 5 vs. Stetson (4/7/15)
- RBI:** 10 vs. Stetson (4/7/15)
- Doubles:** 2, 2x, last vs. Arkansas (5/20/15)
- Triples:** 1, 3x, last vs. Vanderbilt (5/9/15)
- Home Runs:** 4 vs. Stetson (4/7/15)
- Walks:** 2 vs. Bethune-Cookman (4/21/15)
- Stolen Bases:** 1 vs. USF (5/30/15)
- Hit Streak:** 12 games (5/16-6/15/15)

single as part of the 11-run outburst during the fourth inning in the CWS opener with No. 8 Miami (FL). . . Hit a scorching .714 (5-for-7) in the NCAA Gainesville Super Regional sweep of No. 10 Florida State, going 2-for-3 with three runs, two RBI and a homer in Game 1 and 3-for-4, with three RBI, three runs and a pair of jacks in Game 2 to send the Orange and Blue to Omaha. . . Went 7-for-13 (.538) with six RBI, four runs and a couple of doubles in the three wins during the NCAA Gainesville Regional to be voted as the event's Most Outstanding Player. . . Broke a 1-1 stalemate with an RBI single in the sixth inning and it proved to be the difference as the Gators edged Florida Atlantic to advance. . . Enjoyed a spectacular NCAA Tourney debut, driving in five runs and going 4-for-5 in the shutout of Florida A&M. . . Was selected as the Most Valuable Player of the SEC Tournament, when he hit .526 (10-for-19), with six RBI, five runs and three doubles, as Florida won its seventh title in program history. . . Had multiple hits in four of the five games and tied the semifinal matchup against No. 1 LSU with a run-scoring double in the eighth inning. . . Had a pair of doubles, totaled three RBI and went 3-for-4 in his first contest in Hoover versus Arkansas. . . Was 7-for-18 (.389) in the series triumph at No. 8 Vanderbilt, including a game-tying, two-out single in the ninth of the finale that forced extra innings. . . Put his squad in front of game two with a two-run homer and was 3-for-5. . . Chosen as the NCBWA National Hitter of the Week, the Louisville Slugger Player of the Week and as the SEC Player of the Week in mid-April after batting .529 (9-for-17) with 15 RBI, 12 runs scored and seven home runs as Florida captured all four games that week, including a sweep of No. 21 South Carolina. . . His seven-homer barrage surpassed the six homers Taylor Gushue had in 63 games last year to lead the Gators. . . All nine of his hits went for extra-bases (seven homers, two doubles) and he recorded a slugging percentage of 1.882. . . Against the Gamecocks, Schwarz hit .364

### SCHWARZ'S CAREER STATISTICS

#### OVERALL SEASON STATISTICS

| YEAR          | AVG.        | GP-GS        | AB         | R         | H         | 2B        | 3B       | HR        | RBI       | BB        | SO        | SB-ATT     |
|---------------|-------------|--------------|------------|-----------|-----------|-----------|----------|-----------|-----------|-----------|-----------|------------|
| 2015          | .332        | 70-70        | 256        | 60        | 85        | 16        | 3        | 18        | 73        | 28        | 46        | 1-1        |
| <b>CAREER</b> | <b>.332</b> | <b>70-70</b> | <b>256</b> | <b>60</b> | <b>85</b> | <b>16</b> | <b>3</b> | <b>18</b> | <b>73</b> | <b>28</b> | <b>46</b> | <b>1-1</b> |

#### SEC REGULAR-SEASON STATISTICS

| YEAR          | AVG.        | GP-GS        | AB         | R         | H         | 2B       | 3B       | HR       | RBI       | BB        | SO        | SB-ATT     |
|---------------|-------------|--------------|------------|-----------|-----------|----------|----------|----------|-----------|-----------|-----------|------------|
| 2015          | .229        | 30-30        | 109        | 21        | 25        | 5        | 1        | 4        | 18        | 10        | 22        | 0-0        |
| <b>CAREER</b> | <b>.229</b> | <b>30-30</b> | <b>109</b> | <b>21</b> | <b>25</b> | <b>5</b> | <b>1</b> | <b>4</b> | <b>18</b> | <b>10</b> | <b>22</b> | <b>0-0</b> |

#### SEC TOURNAMENT STATISTICS

| YEAR          | AVG.        | GP-GS      | AB        | R        | H         | 2B       | 3B       | HR       | RBI      | BB       | SO       | SB-ATT     |
|---------------|-------------|------------|-----------|----------|-----------|----------|----------|----------|----------|----------|----------|------------|
| 2015          | .526        | 5-5        | 19        | 5        | 10        | 3        | 0        | 0        | 6        | 1        | 2        | 0-0        |
| <b>CAREER</b> | <b>.526</b> | <b>5-5</b> | <b>19</b> | <b>5</b> | <b>10</b> | <b>3</b> | <b>0</b> | <b>0</b> | <b>6</b> | <b>1</b> | <b>2</b> | <b>0-0</b> |

#### NCAA TOURNAMENT STATISTICS

| YEAR          | AVG.        | GP-GS        | AB        | R         | H         | 2B       | 3B       | HR       | RBI       | BB       | SO       | SB-ATT     |
|---------------|-------------|--------------|-----------|-----------|-----------|----------|----------|----------|-----------|----------|----------|------------|
| 2015          | .474        | 10-10        | 38        | 18        | 18        | 2        | 0        | 4        | 13        | 8        | 5        | 1-1        |
| <b>CAREER</b> | <b>.474</b> | <b>10-10</b> | <b>38</b> | <b>18</b> | <b>18</b> | <b>2</b> | <b>0</b> | <b>4</b> | <b>13</b> | <b>8</b> | <b>5</b> | <b>1-1</b> |

## VETERAN PLAYER PROFILES

(4-for-11) with a team-high seven runs, five RBI and three homers during the three wins... Completed the weekend by going 3-for-4 with three RBI and a pair of round-trippers, a solo shot in the fourth and a two-run dinger in the eighth... Started the series with USC with a run-scoring double in the fifth and a leadoff homer in the seventh... Belted a school-record four homers against Stetson, tying the SEC's single-game mark set in 1982 by Kentucky's Bill Sandry, and established a UF single-game mark with 18 total bases... Went 5-for-6 against the Hatters and totaled a career-high 10 RBI, second-most ever by a Gator, with a two-run homer in the second inning, a two-run blast in the third inning, a three-run jack in the fourth, a solo big fly in the seventh and a two-run double in the eighth... Named the SEC Freshman of the Week on March 2 after notching a .462 average during the Gators' four victories... Went 4-for-9 (.444) with two doubles, one run and an RBI as the Gators took all three games from Stony Brook... Was 2-for-3 in Sunday's finale, doubled on Saturday and also scored a run... Drove in the lone run of the game in the series opener with the Seawolves with a sixth-inning double that brought in Harrison Bader... Tallied three RBI and was 2-for-4 in the mid-week triumph over Florida Atlantic... Drove in five runs in his first career road game by going 3-for-5 at USF... Launched a towering two-run homer in the fifth inning and a three-run triple during the Gators' seven-run eighth inning... First career homer was a three-run shot in the second game of the campaign against Rhode Island... Was UF's designated hitter in the season opener and was 1-for-3 with a double and a run scored.

**SUMMER:** One of the four Gators on the 2015 USA Baseball Collegiate National Team, joining A.J. Puk, Buddy Reed and Logan Shore... Ranked as the No. 9 prospect on Team USA by Baseball America and was rated No. 15 by Perfect Game... Appeared in 11 games and made 10 starts... Belted a double and a no-doubt homer... Hit .118 (4-for-34) with two runs and a pair of walks... Had a two-hit game in a start against Chinese Taipei on June 26, ripping a double... Crushed a long bomb at Durham Bulls Athletic Park versus Cuba on July 2, sailing onto the roof of the Tobacco Road Restaurant beyond the 32-foot fence in left field.

**HIGH SCHOOL:** Catcher from Palm Beach Gardens High School who played for head coach Joe Russo... Chosen in the 17th round of the 2014 Major League Baseball Draft by the Milwaukee Brewers with the 506th overall pick... Ranked No. 13 in the state of Florida and was No. 1 at catcher in the Class of 2014 Final Rankings from Perfect Game... Rated as the No. 5 catcher nationally by Perfect Game... Chosen First Team Palm Beach 8A-9 All-District after hitting .361 with 33 RBI, 15 runs, seven homers and four doubles... Also earned first-team All-North Conference recognition... Delivered three RBI as Palm Beach Gardens knocked off top-seeded Jupiter in the district championship game... Schwarz was a first-team Preseason All-American and was named to the Florida All-Region First Team by Rawlings/Perfect Game prior to his senior year... Batted .353 as a junior... Member of the 2013 USA 18-U National Team, along with Gator classmate Mike Rivera, which repeated as World Champions after winning the 18-U World Cup in Taichung, Taiwan... Hit .333 (12-for-36) with nine RBI, five runs and three doubles... Went 5-for-5 with a pair of doubles against Japan.

**PERSONAL:** Jeffrey James (JJ) Schwarz was born March 28, 1996, in Palm Beach Gardens, Fla... His parents are Jeff and Kara Schwarz... His father pitched in the Major Leagues for the Chicago White Sox (1993) and California Angels (1994)... Has two sisters, Taylor, 20, and Grace, 15, and one brother, Colton, 9... Taylor is a first baseman for the Gator softball team that has captured back-to-back

NCAA titles in 2014 & 2015... Enjoys playing golf, ping pong and skim-boarding... Chose to attend Florida because it's close to home and is a good program... Hopes to win a national championship and SEC titles with the Gators... Majoring in sociology.

## VETERAN PLAYER PROFILES



# #32 LOGAN SHORE

RHP • 6-2 • 215 • R/R • JUNIOR • 2L  
COON RAPIDS, MINN. • COON RAPIDS HIGH SCHOOL  
MAJOR: FAMILY, YOUTH AND COMMUNITY SCIENCES

- 2015 USA Baseball Collegiate National Team
- 2015 USA Baseball Golden Spikes Preseason Watch List
- 2014 Perfect Game National Freshman of the Year
- 2014 SEC Freshman of the Year
- 2014 Louisville Slugger Third-Team All-American
- 2014 Baseball America Freshman All-American
- 2014 Louisville Slugger Freshman All-American
- 2014 NCBWA Freshman All-American
- 2014 Perfect Game Freshman All-American
- 2014 All-SEC First Team
- 2014 SEC All-Freshman Team
- 2014 SEC Freshman of the Week (5/12)

**AS A SOPHOMORE (2015):** The Gators' Friday night starter was 11-6 over a team-leading 19 starts, with 84 strikeouts, 24 walks and a 2.72 earned run average in a team-high 112.1 innings...The righty started three of the club's four shutouts on the campaign and was responsible for two of the squad's three complete games after going the distance against Alabama (March 27) and Mississippi State (April 17)...His total of 11 wins was the most by a Florida pitcher since Hudson Randall was 11-3 in 2011...Started all 10 SEC

games for the second year in a row and was 3-6 with a 2.69 ERA, with 48 strikeouts in 63.1 innings...Was a perfect 5-0 during the postseason and compiled a 2.43 ERA, registering 24 strikeouts and permitting five walks in 29.2 innings... Shore's four career NCAA Tournament victories are one shy of the school record held by Randall (2010-12)...Claimed both of his outings during the NCAA College World Series... Kept the Gators alive by downing eventual national champion Virginia (6.1 IP, 8 H, 4 R, 4 K)...Opened the action in Omaha with a win over Sunshine State rival No. 8 Miami (5.0 IP, 7 H, 3 R, 6 K)...Held No. 10 Florida State scoreless over 5.2 innings in Game 1 of the NCAA Gainesville Super Regional... Limited Florida A&M to a pair of singles in five shutout frames to start the NCAA Gainesville Regional...Delivered 7.2 innings, with seven strikeouts and zero walks, to eliminate Auburn from the SEC Tournament...Allowed one run to No. 8 Vanderbilt over seven innings in the series opener in Nashville but was on the short end of a 2-0 score...Notched seven strikeouts without any walks in 7.1 innings during the first meeting with Kentucky but suffered the defeat... Twirled a complete game (6 H, 3 R, 6 K, 0 BB) to take game one at Mississippi State...Kept Missouri to one run on four hits in eight innings in the Gators' 5-1 win in Columbia... Authored his first career complete game in the back end of a doubleheader with Alabama and matched his career-best total of eight strikeouts for the second time...Had a career-long stretch of 23.2 scoreless innings between March

### SHORE'S CAREER HIGHS

- Innings (Starter):** 9.0, 2x, last vs. Mississippi State (4/17/15)
- Innings (Reliever):** 1.2 vs. Miami (FL) (2/23/14)
- Strikeouts:** 8, 2x, last vs. Alabama-2 (3/27/15)
- Hits Allowed:** 10, 2x, last vs. Alabama-2 (3/27/15)
- Runs:** 5, 2x, last vs. Georgia (5/1/15)
- Earned Runs:** 5, 2x, last vs. Georgia (5/1/15)
- Walks:** 3, 4x, last vs. Vanderbilt (5/7/15)

30, 2014 (NCAA Gainesville Regional versus the College of Charleston)-March 13, 2015 (SEC opener against Tennessee)...Fired eight scoreless frames against Maine on March 6 after 6.1 innings without yielding a run to Stony Brook on Feb. 27...Raised the curtain on the campaign by putting up zeroes over five innings to defeat Rhode Island.

**AS A FRESHMAN (2014):** Chosen as the National Freshman of the Year by Perfect Game and was the SEC Freshman of the Year, the first Gator pitcher to receive the honor...Was a third-team All-American by Louisville Slugger and earned Freshman All-American recognition from Baseball America, Louisville Slugger, National Collegiate Baseball Writers Association (NCBWA) and Perfect Game...A first-team All-SEC starting pitcher, joining the league's Pitcher of the Year, LSU's Aaron Nola, Shore was 7-4 with a team-low 2.16 ERA...Totaled a team-leading 68 strikeouts in 95.2 innings and 15 of his 16 appearances were starts...Worked at least five innings in each start... Turned in a sterling 7-1 mark in 10 SEC games, with a 2.08 ERA and 41 strikeouts in 65 innings...Started UF's first outing of the NCAA Gainesville Regional and suffered the defeat against the College of Charleston (5.0 IP, 10 H, 3 R, 6 K)...Threw 7.1 scoreless innings as Florida captured its series opener with a 1-0 victory over No. 10 Vanderbilt on ESPN's Thursday Night Baseball and was later tabbed as the SEC Freshman of the Week for his efforts...Registered a career-high eight strikeouts and permitted just two singles to the Commodores...Vanderbilt hitters went 2-for-23 (.087) against the right-hander and none advanced past second base...Fired six shutout innings to claim the opener at No. 20 Alabama...Held Missouri to one run over 7.1 innings and had five strikeouts in the Gators' 7-1 triumph... Earned the first win in the sweep of Georgia (5.0 IP, 6 H, 2 R)...Kept No. 19 Kentucky scoreless over seven innings in Lexington to help the Orange and Blue even the series... Was one out shy of his first career complete game in a 6-2 victory over No. 4 LSU as Florida swept both ends of a doubleheader that day...Picked up first collegiate win in the SEC opener against Arkansas, when he surrendered one run in 6.1 innings and registered five strikeouts...Tossed seven shutout innings in the first meeting with UConn but

## SHORE'S CAREER STATISTICS

### OVERALL SEASON STATISTICS

| YEAR          | ERA         | W         | L         | APP       | GS        | CG       | SHO      | CBO      | SV       | IP           | H          | R         | ER        | BB        | SO         |
|---------------|-------------|-----------|-----------|-----------|-----------|----------|----------|----------|----------|--------------|------------|-----------|-----------|-----------|------------|
| 2014          | 2.16        | 7         | 4         | 16        | 15        | 0        | 0        | 2        | 0        | 95.2         | 86         | 27        | 23        | 20        | 68         |
| 2015          | 2.72        | 11        | 6         | 19        | 19        | 2        | 0        | 3        | 0        | 112.1        | 97         | 35        | 34        | 24        | 84         |
| <b>CAREER</b> | <b>2.47</b> | <b>18</b> | <b>10</b> | <b>35</b> | <b>34</b> | <b>2</b> | <b>0</b> | <b>5</b> | <b>0</b> | <b>208.0</b> | <b>183</b> | <b>62</b> | <b>57</b> | <b>44</b> | <b>152</b> |

### SEC REGULAR-SEASON STATISTICS

| YEAR          | ERA         | W         | L        | APP       | GS        | CG       | SHO      | CBO      | SV       | IP           | H          | R         | ER        | BB        | SO        |
|---------------|-------------|-----------|----------|-----------|-----------|----------|----------|----------|----------|--------------|------------|-----------|-----------|-----------|-----------|
| 2014          | 2.08        | 7         | 1        | 10        | 10        | 0        | 0        | 1        | 0        | 65.0         | 57         | 16        | 15        | 14        | 41        |
| 2015          | 3.69        | 3         | 6        | 10        | 10        | 2        | 0        | 0        | 0        | 63.1         | 59         | 26        | 26        | 15        | 48        |
| <b>CAREER</b> | <b>2.88</b> | <b>10</b> | <b>7</b> | <b>20</b> | <b>20</b> | <b>2</b> | <b>0</b> | <b>1</b> | <b>0</b> | <b>128.1</b> | <b>116</b> | <b>42</b> | <b>41</b> | <b>29</b> | <b>89</b> |

### SEC TOURNAMENT STATISTICS

| YEAR          | ERA         | W        | L        | APP      | GS       | CG       | SHO      | CBO      | SV       | IP          | H         | R        | ER       | BB       | SO        |
|---------------|-------------|----------|----------|----------|----------|----------|----------|----------|----------|-------------|-----------|----------|----------|----------|-----------|
| 2014          | 6.35        | 0        | 1        | 1        | 1        | 0        | 0        | 0        | 0        | 5.2         | 6         | 4        | 4        | 2        | 5         |
| 2015          | 2.35        | 1        | 0        | 1        | 1        | 0        | 0        | 0        | 0        | 7.2         | 6         | 2        | 2        | 0        | 7         |
| <b>CAREER</b> | <b>4.05</b> | <b>1</b> | <b>1</b> | <b>2</b> | <b>2</b> | <b>0</b> | <b>0</b> | <b>0</b> | <b>0</b> | <b>13.1</b> | <b>12</b> | <b>6</b> | <b>6</b> | <b>2</b> | <b>12</b> |

### NCAA TOURNAMENT STATISTICS

| YEAR          | ERA         | W        | L        | APP      | GS       | CG       | SHO      | CBO      | SV       | IP          | H         | R         | ER       | BB       | SO        |
|---------------|-------------|----------|----------|----------|----------|----------|----------|----------|----------|-------------|-----------|-----------|----------|----------|-----------|
| 2014          | 5.40        | 0        | 1        | 1        | 1        | 0        | 0        | 0        | 0        | 5.0         | 10        | 3         | 3        | 2        | 6         |
| 2015          | 2.45        | 4        | 0        | 4        | 4        | 0        | 0        | 1        | 0        | 22.0        | 21        | 7         | 6        | 5        | 17        |
| <b>CAREER</b> | <b>3.00</b> | <b>4</b> | <b>1</b> | <b>5</b> | <b>5</b> | <b>0</b> | <b>0</b> | <b>1</b> | <b>0</b> | <b>27.0</b> | <b>31</b> | <b>10</b> | <b>9</b> | <b>7</b> | <b>23</b> |

## VETERAN PLAYER PROFILES

received a no-decision... Casey Turgeon poked a game-winning, two-out single in the 11th inning to score Josh Tobias with the game's lone run... Tallied seven K versus FGCU but was on the wrong end of a 2-1 score... Debuted with four strikeouts in 5.1 innings and the Gators plated four runs in the seventh to handle UCF, 5-1.

**SUMMER:** Played for the 2015 USA Baseball Collegiate National Team, along with Gator teammates A.J. Puk, Buddy Reed and JJ Schwarz... Ranked as the No. 7 prospect on Team USA by Baseball America and was No. 8 by Perfect Game... Appeared in three games and made one start, posting a 2-1 record... Tossed nine innings, his first eight scoreless, registering 10 strikeouts and permitting three walks... Tossed four shutout innings of relief for the win in his Team USA debut versus Chinese Taipei on June 27, allowing just three hits and striking out five... Worked four innings in relief against Cuba for his second win of the summer, allowing just two hits and striking out three... Final line was dented in a one-inning start versus the Canadian National Team, which won the Pan American Gold Medal.

**HIGH SCHOOL:** Right-handed pitcher from Coon Rapids High School who played for head coach Jerry Coe... Selected in the 29th round of the 2013 Major League Baseball Draft by the Minnesota Twins with the 860th choice... Named the 2013 Gatorade Player of the Year for the state of Minnesota after going 9-0 with a 0.27 ERA on the mound and a .429 batting average at the plate... Claimed the 2013 Mr. Baseball Award, presented by the Minnesota Minute Men in cooperation with the Twins... Rated No. 2 in the state of Minnesota and was the No. 42 right-hander in the Class of 2013 Final Rankings by Perfect Game... Ranked No. 202 in the 2013 Baseball America 500... Chosen as a Third-Team Preseason All-American and to Rawlings' Preseason Central All-Region First Team by Perfect Game prior to his senior year... Was a first-team pick on MaxPreps 2013 Preseason All-America Team... Fired a no-hitter in a 2-0 quarterfinal victory over Wayzata in the Class 3A state tournament... Pitched the Cardinals to their third section title in five seasons with an 8-1 victory over Maple Grove in the Section 5AAA Championship Game... Permitted two hits and yielded an unearned run over seven innings, with nine strikeouts and zero walks... Also delivered at the plate, going 2-for-3 with a first-inning RBI single... Threw a one-hitter in Coon Rapids' Section 7AAA opener, allowing just a bunt for a base-hit... Was a first-team all-state selection and the Star-Tribune's Metro Player of the Year in 2012, when he was 6-0 with a 0.80 ERA and 51 strikeouts... Made the 28-man cut for the 2012 USA 18-U National Team... Member of the Fellowship of Christian Athletes and also lettered in hockey at Coon Rapids... Volunteered on behalf of youth baseball programs and Feed My Starving Children, which sends meals to malnourished children around the world.

**PERSONAL:** Logan Michael Shore was born Dec. 28, 1994, in St. Paul, Minn... His parents are Lance and Cindi Shore, both of whom attended Bethel (Minn.) University... His father played college hockey for the Royals... Has a sister, Riley, 17... Enjoys hanging out with his family and friends, attending church events and playing ping-pong... Wants to work hard to improve so that he can play to the best of his ability at Florida... Also considered Arkansas, Arizona, Arizona State and Oregon during the recruiting process... Majoring in family, youth and community sciences.

## VETERAN PLAYER PROFILES



# #57 KIRBY SNEAD

LHP • 6-0 • 200 • L/L • JUNIOR • 2L  
ALACHUA, FLA. • SANTA FE HIGH SCHOOL  
MAJOR: ENGLISH

**AS A SOPHOMORE (2015):** Ranked second on the Gators with 28 appearances and was 1-0 with one save and a 3.15 earned run average. . . Over 34.1 innings, the southpaw totaled a career-high 33 strikeouts and surrendered six walks. . . In 10 SEC outings and 15.2 innings, he boasted a walk-to-strikeout ratio of 13:1 and had a 3.45 ERA. . . Helped Florida oust No. 8 Miami (FL) from the 2015 NCAA College World with three shutout and hitless innings in which he tied his career high of three strikeouts. . . Chipped in with three scoreless efforts during the Gators' successful run to the SEC Tournament Championship. . . Closed the victory over No. 9 Vanderbilt with three strikeouts and zero runs over 1.2 IP. . . Came through with two shutout frames and tallied three K in the semifinal triumph over No. 1 LSU. . . Notched the save in UF's 4-3 win over Auburn that evened the series with a pair of perfect innings and a couple of strikeouts. . . Contributed a season-high four innings during the mid-week home win over USF, giving up one hit and no runs to the Bulls. . . Had four strikeouts in 4.1 innings and two appearances at Georgia. . . Collected the victory against No. 9 UCF (2.1 IP, 1 H, 0 R, 2 K). . . Called upon twice in the series versus No. 8 Miami (FL) at McKethan Stadium. . . Finished up the series-clinching victory over Rhode Island with a clean ninth inning.

**AS A FRESHMAN (2014):** Led the Gator pitching staff and tied for the top spot in the SEC with 32 appearances and was

3-0 with a 2.40 ERA and two saves in 41.1 innings. . . Struck out 22 batters and permitted only five walks. . . Was 2-0 and compiled a 2.53 ERA in 14 SEC games spanning 21.1 innings. . . Did not allow any earned runs in his two outings at the SEC Tournament. . . Scattered three hits over 4.1 innings as Florida edged Kentucky, 6-5, in an elimination game. . . Had thrown two scoreless frames in the first meeting with the Wildcats at Regions Park. . . Collected the first two saves of his collegiate career as the Orange and Blue secured the SEC Championship at Tennessee. . . Enjoyed a run of 13-consecutive appearances without yielding a run between April 12-May 16. . . Tied career-long stint of 4.2 innings during 3-0 setback to No. 10 Vanderbilt (3 H, 0 R, 2 K). . . Earned the victory as the Gators completed their first sweep of No. 20 Alabama in Tuscaloosa since 1988. . . Registered three strikeouts against Florida A&M. . . Tossed four innings of one-hit ball and did not allow any runs in 7-1 win at FGCU. . . Worked 1.1 innings as UF edged No. 4 South Carolina in 13 innings to even the series in Columbia. . . Made his first career start in the finale at No. 19 Kentucky (2.2 IP, 6 H, 2 R). . . Picked up his first career win as the Gators swept No. 4 LSU at McKethan Stadium. . . Gave up two hits over 4.2 shutout innings to the Tigers. . . Had a pair of strong efforts during the series at No. 17 Miami (FL), including striking out all three batters he faced during the series opener. . . First career K

### SNEAD'S CAREER HIGHS

- Innings (Starter):** 2.2 vs. Kentucky (4/6/14)
- Innings (Reliever):** 4.2, 2x, last vs. Vanderbilt (5/9/14)
- Strikeouts:** 3, 6x, last vs. Miami (FL) (6/17/15)
- Hits Allowed:** 6 vs. Kentucky (4/6/14)
- Runs:** 3, 2x, last vs. North Carolina (5/31/14)
- Earned Runs:** 3, 2x, last vs. North Carolina (5/31/14)
- Walks:** 2, 2x, last vs. UCF (3/4/15)

came in the 8-7 victory over North Florida.

**SUMMER:** Played for the Madison (Wis.) Mallards of the Northwoods League in 2014 with Gator teammate Peter Alonso. . . Was 3-0 with a 1.92 ERA in nine appearances and made five starts. . . Registered 30 strikeouts in 28 innings and allowed only three walks. . . Ranked No. 25 on the Northwoods League Top 200 released by the league office. . . Worked six innings to pick up victories in consecutive starts against Kalamazoo (1 R, 2 H, 5 K on July 2 and 2 R, 4 H, 5 K on July 7). . . Notched a season-high eight strikeouts over four innings at Green Bay on June 26. . . Did not allow any hits or runs and had four K in hurling the first three innings versus Battle Creek on June 18.

**HIGH SCHOOL:** Left-hander from Alachua High School who played for head coach Todd Gray. . . Ranked as the No. 10 left-hander in the state of Florida in the Class of 2013 Final Rankings from Perfect Game. . . Was named to Rawlings/Perfect Game Preseason Florida All-Region Second Team prior to his senior year. . . Three-time all-area selection by the Gainesville Sun. . . Had a 4-4 mark with a 1.30 ERA and 77 strikeouts in his final prep season, when he served as the team's captain. . . Went 5-2 as a junior with a 1.52 ERA, striking out 68 batters in 59.1 innings pitched. . . Pitched the Raiders to their first regional playoff victory since 2003 with six shutout innings in a 5-0 triumph over Ocala Trinity Catholic in a Class 4A Region 2 quarterfinal. . . Was 6-1 with a 2.21 during his sophomore season, with 47 strikeouts in 50.2 innings. . . Helped Santa Fe win the district title.

**PERSONAL:** William Kirby Snead was born Oct. 7, 1994, in Alachua, Fla. . . His parents are Philip and Mary Ann Snead. . . His father graduated from Florida. . . Has a younger brother, Nathan, 15. . . Enjoys fishing. . . Hopes to go to Omaha and win a national championship with the Gators as he earns his degree. . . Became the second Santa Fe baseball player in recent years to sign with UF, as Avery Barnes had a standout career from 2006-09. . . Majoring in English.

### SNEAD'S CAREER STATISTICS

#### OVERALL SEASON STATISTICS

| YEAR          | ERA         | W        | L        | APP       | GS       | CG       | SHO      | CBO      | SV       | IP          | H         | R         | ER        | BB        | SO        |
|---------------|-------------|----------|----------|-----------|----------|----------|----------|----------|----------|-------------|-----------|-----------|-----------|-----------|-----------|
| 2014          | 2.40        | 3        | 0        | 32        | 1        | 0        | 0        | 1        | 2        | 41.1        | 43        | 13        | 11        | 5         | 22        |
| 2015          | 3.15        | 1        | 0        | 28        | 0        | 0        | 0        | 0        | 1        | 34.1        | 36        | 12        | 12        | 6         | 33        |
| <b>CAREER</b> | <b>2.74</b> | <b>4</b> | <b>0</b> | <b>60</b> | <b>1</b> | <b>0</b> | <b>0</b> | <b>1</b> | <b>3</b> | <b>75.2</b> | <b>79</b> | <b>25</b> | <b>23</b> | <b>11</b> | <b>55</b> |

#### SEC REGULAR-SEASON STATISTICS

| YEAR          | ERA         | W        | L        | APP       | GS       | CG       | SHO      | CBO      | SV       | IP          | H         | R         | ER        | BB       | SO        |
|---------------|-------------|----------|----------|-----------|----------|----------|----------|----------|----------|-------------|-----------|-----------|-----------|----------|-----------|
| 2014          | 2.53        | 2        | 0        | 14        | 1        | 0        | 0        | 0        | 2        | 21.1        | 23        | 6         | 6         | 3        | 8         |
| 2015          | 3.45        | 0        | 0        | 10        | 0        | 0        | 0        | 0        | 1        | 15.2        | 15        | 6         | 6         | 1        | 13        |
| <b>CAREER</b> | <b>2.92</b> | <b>2</b> | <b>0</b> | <b>24</b> | <b>1</b> | <b>0</b> | <b>0</b> | <b>0</b> | <b>3</b> | <b>37.0</b> | <b>38</b> | <b>12</b> | <b>12</b> | <b>4</b> | <b>21</b> |

#### SEC TOURNAMENT STATISTICS

| YEAR          | ERA         | W        | L        | APP      | GS       | CG       | SHO      | CBO      | SV       | IP          | H         | R        | ER       | BB       | SO        |
|---------------|-------------|----------|----------|----------|----------|----------|----------|----------|----------|-------------|-----------|----------|----------|----------|-----------|
| 2014          | 0.00        | 0        | 0        | 2        | 0        | 0        | 0        | 0        | 0        | 6.1         | 5         | 2        | 0        | 2        | 3         |
| 2015          | 0.00        | 0        | 0        | 3        | 0        | 0        | 0        | 0        | 0        | 4.0         | 5         | 0        | 0        | 0        | 7         |
| <b>CAREER</b> | <b>0.00</b> | <b>0</b> | <b>0</b> | <b>5</b> | <b>0</b> | <b>0</b> | <b>0</b> | <b>0</b> | <b>0</b> | <b>10.1</b> | <b>10</b> | <b>2</b> | <b>0</b> | <b>2</b> | <b>10</b> |

#### NCAA TOURNAMENT STATISTICS

| YEAR          | ERA          | W        | L        | APP      | GS       | CG       | SHO      | CBO      | SV       | IP         | H         | R        | ER       | BB       | SO       |
|---------------|--------------|----------|----------|----------|----------|----------|----------|----------|----------|------------|-----------|----------|----------|----------|----------|
| 2014          | 27.00        | 0        | 0        | 1        | 0        | 0        | 0        | 0        | 0        | 1.0        | 4         | 3        | 3        | 0        | 0        |
| 2015          | 6.23         | 0        | 0        | 4        | 0        | 0        | 0        | 0        | 0        | 4.1        | 7         | 3        | 3        | 1        | 4        |
| <b>CAREER</b> | <b>10.13</b> | <b>0</b> | <b>0</b> | <b>5</b> | <b>0</b> | <b>0</b> | <b>0</b> | <b>0</b> | <b>0</b> | <b>5.1</b> | <b>11</b> | <b>6</b> | <b>6</b> | <b>1</b> | <b>4</b> |

## VETERAN PLAYER PROFILES



# #24 JEREMY VASQUEZ

1B/OF • 6-0 • 205 • L/L • SOPHOMORE • 1L  
PALM CITY, FLA. • MARTIN COUNTY HIGH SCHOOL  
MAJOR: ANTHROPOLOGY

**AS A FRESHMAN (2015):** Played in 42 games and made 29 games during his first season at Florida...Missed the Gators' first 16 games while recovering from a broken hand...Had 14 starts in right field, 11 at first base and four at designated hitter...Batted .339 with 20 RBI, 15 walks, 11 runs, seven doubles and a pair of homers...Chipped in with 10 multiple-hit games and six multiple-RBI efforts...Had a .319 clip in 21 SEC games and started 12 contests...Totaled eight RBI, drew seven walks, scored four runs and had a pair of homers and doubles...Turned in a .378 (14-for-37) average during the postseason, including .476 (10-for-21) during the NCAA Tournament...Laced a two-run double down the right-field line in the fifth inning as the Gators eliminated No. 8 Miami (FL) from the NCAA College World Series...Was 3-for-3 during the NCAA Gainesville Super Regional sweep of No. 10 Florida State and collected three walks...Started all three games of the NCAA Gainesville Regional and was 6-for-12 (.500)...Was 2-for-5 with a double and a run against USF after going 3-for-3 with a pair of runs and an RBI single in the shutout of Florida A&M...Helped the Gators emerge victorious in the SEC Tournament Championship Game with a couple of RBI singles against No. 9 Vanderbilt...Came through with a pinch-hit single with two down in the ninth inning at Georgia to snap a 2-2 tie and plate Richie Martin with the winning run...Stroked a two-run, pinch-hit single in the ninth inning of the second meeting with Kentucky...Was 2-for-3 with a two-run single in the opening stanza of the series opener with No. 21 South Carolina...Went

3-for-7 (.429) over the final two games of the Alabama set, including homers in consecutive games...Helped the Gators to victory at Ole Miss by going 2-for-4 with a pair of runs...Ripped a two-run double in the first inning versus No. 11 Florida State on St. Patrick's Day and added another two-bagger in the fifth and scored...Was 3-for-4 in the finale with Tennessee after poking a pinch-hit double in the eighth inning of game two against the Vols...Singled in his first career at bat versus Fairfield and scored on a two-run single by Josh Tobias.

**SUMMER:** Played for the Kenosha (Wis.) Kingfish of the Northwoods League, which claimed the 2015 NWL Summer Collegiate World Series...Had a .290 average in 39 regular-season games, with 31 RBI, 22 walks, 21 runs, eight doubles and three homers...Hit .353 (6-for-17) as the Kingfish was perfect through the postseason and was 4-for-9 (.444) with four runs in the sweep of the St. Cloud Rox in the finals...Had consecutive three-hit efforts in a road sweep of Battle Creek...Boasted an eight-game hitting streak from July 4-10 in which he was 10-for-33 (.303)...Clubbed a grand slam in a shutout of Lakeshore...Was 3-for-6 in his second game of the summer.

**HIGH SCHOOL:** First baseman/outfielder from Martin County High School who played for head coach Jerry Smith...Named the 2014 Florida Dairy Farmers Player of the Year for Class 7A and as the Scripps Newspapers Treasure Coast Newspapers All-Area Player of the Year...Batted .524 with a .617 on-base percentage and also led

### VASQUEZ'S CAREER HIGHS

- At Bats:** 5, 2x, last vs. USF (5/30/15)
- Runs Scored:** 2, 2x, last vs. Florida A&M (5/29/15)
- Hits:** 3, 2x, last vs. Florida A&M (5/29/15)
- RBI:** 2, 6x, last vs. Miami (FL) (6/17/15)
- Doubles:** 1, 7x, last vs. Miami (FL) (6/17/15)
- Triples:** None
- Home Runs:** 1, 2x, last vs. Alabama (3/28/15)
- Walks:** 2, 2x, last vs. Florida State (6/5/15)
- Stolen Bases:** 1 vs. Ole Miss-2 (3/21/15)
- Hit Streak:** 7 games (5/23-6/13/15)

his squad in RBI (37), runs (31), doubles (15) and homers (four)...Owns the highest batting average in school history...Also fired a four-hitter as the Tigers stunned Gulf Coast, 5-1, in the Region 3-7A quarterfinal for the school's first regional playoff win in eight years...Named first-team all-area all four seasons with the Tigers...Vasquez was a second-team Preseason All-American and was named to the Florida All-Region First Team by Rawlings/Perfect Game prior to his senior year...Ranked No. 27 in the state of Florida and No. 1 among first basemen in the Class of 2014 Final Rankings from Perfect Game...Checked in at No. 114 overall and was the No. 3 first baseman nationally according to Perfect Game...Participated in the 2013 USA U-18 National Team Trials...Chosen as a first-team Pre-season Underclassmen All-American by Perfect Game prior to his junior campaign and was a third-team choice before his sophomore season...Hit .490 as a freshman.

**PERSONAL:** Jeremy Tyler Vasquez was born July 17, 1996, in Stuart, Fla...His parents are Pedro and Lisa Vasquez...Has two brothers, Ryan, 28, and James, 22, who was a four-year letterwinner for the UCF baseball program...Enjoys going to the beach and fishing...Chose to attend Florida because of the opportunity to get a great education...Majoring in anthropology.

### VASQUEZ'S CAREER STATISTICS

#### OVERALL SEASON STATISTICS

| YEAR          | AVG.        | GP-GS        | AB         | R         | H         | 2B       | 3B       | HR       | RBI       | BB        | SO        | SB-ATT     |
|---------------|-------------|--------------|------------|-----------|-----------|----------|----------|----------|-----------|-----------|-----------|------------|
| 2015          | .339        | 42-29        | 109        | 11        | 37        | 7        | 0        | 2        | 20        | 15        | 17        | 1-3        |
| <b>CAREER</b> | <b>.339</b> | <b>42-29</b> | <b>109</b> | <b>11</b> | <b>37</b> | <b>7</b> | <b>0</b> | <b>2</b> | <b>20</b> | <b>15</b> | <b>17</b> | <b>1-3</b> |

#### SEC REGULAR-SEASON STATISTICS

| YEAR          | AVG.        | GP-GS        | AB        | R        | H         | 2B       | 3B       | HR       | RBI      | BB       | SO       | SB-ATT     |
|---------------|-------------|--------------|-----------|----------|-----------|----------|----------|----------|----------|----------|----------|------------|
| 2015          | .319        | 21-12        | 47        | 4        | 15        | 2        | 0        | 2        | 8        | 7        | 8        | 1-3        |
| <b>CAREER</b> | <b>.319</b> | <b>21-12</b> | <b>47</b> | <b>4</b> | <b>15</b> | <b>2</b> | <b>0</b> | <b>2</b> | <b>8</b> | <b>7</b> | <b>8</b> | <b>1-3</b> |

#### SEC TOURNAMENT STATISTICS

| YEAR          | AVG.        | GP-GS      | AB        | R        | H        | 2B       | 3B       | HR       | RBI      | BB       | SO       | SB-ATT     |
|---------------|-------------|------------|-----------|----------|----------|----------|----------|----------|----------|----------|----------|------------|
| 2015          | .250        | 5-4        | 16        | 1        | 4        | 0        | 0        | 0        | 4        | 0        | 3        | 0-0        |
| <b>CAREER</b> | <b>.250</b> | <b>5-4</b> | <b>16</b> | <b>1</b> | <b>4</b> | <b>0</b> | <b>0</b> | <b>0</b> | <b>4</b> | <b>0</b> | <b>3</b> | <b>0-0</b> |

#### NCAA TOURNAMENT STATISTICS

| YEAR          | AVG.        | GP-GS      | AB        | R        | H         | 2B       | 3B       | HR       | RBI      | BB       | SO       | SB-ATT     |
|---------------|-------------|------------|-----------|----------|-----------|----------|----------|----------|----------|----------|----------|------------|
| 2015          | .476        | 8-6        | 21        | 4        | 10        | 3        | 0        | 0        | 5        | 5        | 1        | 0-0        |
| <b>CAREER</b> | <b>.476</b> | <b>8-6</b> | <b>21</b> | <b>4</b> | <b>10</b> | <b>3</b> | <b>0</b> | <b>0</b> | <b>5</b> | <b>5</b> | <b>1</b> | <b>0-0</b> |

## NEWCOMER PLAYER PROFILES



### #14 HUNTER BOWLING

LHP • 6-7 • 215 • R/L • FRESHMAN • HS  
LAKE WORTH, FLA. • AMERICAN HERITAGE  
HIGH SCHOOL  
MAJOR: SOCIAL AND BEHAVIORAL  
SCIENCES

**HIGH SCHOOL:** Left-handed pitcher from the American Heritage School who played for head coach Carm Mazza... Teammate of Gator freshman Jonathan India... Selected in the 39th round of the 2015 Major League Baseball Draft by the San Francisco Giants with the 1,176th overall pick... Ranked as the No. 4 left-hander in the state of Florida in the Class of 2015 Final Rankings from Perfect Game... Bowling was 5-1 and totaled 64 strikeouts in 56.1 innings as the Stallions finished 22-7... Held opponents to three earned runs in 17.1 innings during the playoffs... Named to the Class 4A All-State Team, Class 4A-13 All-District Team, Senior All-Star Private Team and was Honorable Mention All-Area from Palm Beach Post as a senior... Participated in the 2015 Florida Athletic Coaches Association All-Star Game... Was a second-team Preseason All-American and was named to the Florida All-Region First Team by Rawlings/Perfect Game prior to his senior year... Participated in the 2014 Under Armour All-America Game at Wrigley Field... Led his team with a .373 batting average as a junior... Tabbed as a second-team Preseason Underclassmen All-American by PG prior to his junior campaign... American Heritage was the state runner-up during his freshman year.

**PERSONAL:** Hunter James Bowling was born March 26, 1997, in Palm Beach Gardens, Fla... His parents are Ray and Cindy Bowling... Has three brothers, Matt, 31, Garrett, 28, and Dylan, 22... Chose to attend Florida because it's been his dream school since he was little and he grew up rooting for the Gators... Hopes to stay in the sports field, whether it is with management or working for a professional organization... Considers Major League All-Star David Price to be his favorite sports personality because he is a tall lefty who fills up the zone and no situation is ever too big for him... Enjoys playing baseball, basketball and football and watching movies... Majoring in social and behavioral sciences.



### #17 MICHAEL BYRNE

RHP • 6-2 • 205 • R/R • FRESHMAN • HS  
ORLANDO, FLA. • OLYMPIA HIGH SCHOOL  
MAJOR: SOCIAL AND BEHAVIORAL  
SCIENCES

**HIGH SCHOOL:** Right-handed pitcher from Olympia High School who played for head coach Chuck Schall... Earned the Class 8A Player of the Year in 2015 and compiled a 29-2 varsity pitching record over three seasons... Olympia started his senior season 25-0 and reached No. 1 in USA Today's Super 25 national rankings last spring and finished 27-2-1... Was 7-2 as a senior with a 1.25 earned run average... Totaled 96 strikeouts and 13 walks in 72.2 innings and held opponents to a .170 batting average... Threw a no-hitter and had a career-high 14 strikeouts in a 1-0 win over Wekiva... Was the Central Florida Player of the Year and the District Pitcher of the Year, as well as a member of the Class 8A All-State Team and the All-Area Team from Orlando Sentinel... Participated in the 2015 Florida Athletic Coaches Association All-Star Game... Was an Honorable Mention Preseason All-American and was named to the Florida All-Region Second Team by Rawlings/Perfect Game prior to his senior year... Went 10-1 with a 0.93 ERA as a junior, with 62 strikeouts in 67.2 IP... Byrne had a no-hitter in the district title victory over Apopka... Was a 2014 Perfect Game Underclass High Honorable Mention All-American and a 2013 Perfect Game Underclass Honorable Mention All-American.

**PERSONAL:** Michael McCormick Byrne was born April 16, 1997, in Boca Raton, Fla... His parents are Paul and Rita Byrne... Enjoys playing golf... Chose to attend Florida because he can get a great education and play for a strong program... Majoring in social and behavioral sciences.



### #15 EDDY DEMURIAS

INF/RHP • 6-0 • 180 • R/R • FRESHMAN • HS  
MIAMI, FLA. • MIAMI KILLIAN HIGH SCHOOL  
MAJOR: SOCIAL AND BEHAVIORAL  
SCIENCES

**HIGH SCHOOL:** Infielder/right-handed pitcher from Miami Killian High School who played for head coach Angel Herrera... Named to the Class 8A All-State Team after batting .418 as a senior, with 25 runs, 23 RBI, 19 walks, nine doubles and four homers... Was 2-0 on the mound with four saves and a 1.05 earned run average... Recognized as the Class 8A-16 Player of the Year, was first-team all-county, made the Class 8A-16 All-District Team and was picked for the 2015 Senior All-Star Public Team... Went 3-for-4 with a homer and double and four RBI during a walk-off victory over Coral Gables during Regionals... Participated in the 2015 Florida Athletic Coaches Association All-Star Game... Chosen as the Cougars' Most Valuable Player and as the squad's Offensive Player of the Year... Ranked as the No. 16 second baseman in the state of Florida in the Class of 2015 Final Rankings from Perfect Game... Was named to Rawlings/Perfect Game Preseason Florida All-Region Honorable Mention Team prior to his senior year... Was a 2014 Perfect Game Underclass Honorable Mention All-American, as well as second-team all-county and a member of the Class 8A-16 All-District Team during his junior season... Batted .302 that year, with nine doubles and three round-trippers.

**PERSONAL:** Eddy Demurias was born Aug. 1, 1997, in Miami, Fla... His parents are Eduardo and Judy Demurias... Has an older sister, Emily, 19, who plays softball at Florida Gulf Coast... Has a younger brother, Evan, 12... Enjoys playing flag football and ping-pong... Considers former New York Yankees' shortstop Derek Jeter to be his favorite sports personality because he played the game hard and the right way, doing whatever it took to win... Chose Florida because he wants to become the best that he can be, both on and off of the field... Majoring in social and behavioral sciences.

## NEWCOMER PLAYER PROFILES



### #11 MACGREGOR HINES

RHP • 6-0 • 200 • R/R • FRESHMAN • HS  
COLLEGE STATION, TEXAS • COLLEGE STATION  
HIGH SCHOOL  
MAJOR: SOCIAL AND BEHAVIORAL SCIENCES

**HIGH SCHOOL:** Right-handed pitcher from College Station High School who played for head coach Scott Holder... The Cougars won the District 18-5A Championship last spring... Struck out 12 batters in seven innings during the prestigious National High School Invitational in Cary, N.C. (2 H, 1 R, 3 BB)... Ranked No. 28 in the state of Texas, No. 16 among right-handers in the Class of 2015 Final Rankings from Perfect Game... Was named a Rawlings/Perfect Game Honorable Mention All-American and to the Texas All-Region First Team prior to his senior year... College Station captured the Class 3A state title in 2014 in its second year as a program with a 35-6 record, as Hines was 10-2, registered 84 strikeouts and compiled a 1.27 earned run average... Named to the Class 3A All-Tournament Team as the starting pitcher... The righty collected second-team Class 3A All-State recognition, was first-team All-District 18-3A and earned first-team All-Brazos Valley... Hines was Honorable Mention Class 3A All-State during his sophomore season.

**PERSONAL:** MacGregor Douglas Hines was born Sept. 27, 1995, in Bryan, Texas... His parents are Ross and Georgia Hines... Has an older brother Alex, 29, and an older sister, Danyell, 28... His sister played for the Gator softball team in 2008-09... Enjoys playing football... Chose to attend Florida because it is one of the best schools in the country, athletically and academically... Majoring in social and behavioral sciences.



### #26 NICK HORVATH

OF/LHP • 5-11 • 175 • R/L • SOPHOMORE • TR  
JUPITER, FLA. • PALM BEACH GARDENS  
HIGH SCHOOL/SANTA FE COLLEGE  
MAJOR: FAMILY, YOUTH AND COMMUNITY  
SCIENCES

**AT SANTA FE (2015):** Outfielder/left-handed pitcher for head coach Johnny Wiggs at Santa Fe College last spring... The Saints were 31-12 (.721) overall and finished 17-6 (.739) in conference play... Wiggs pitched for the Gators in 1988 and 1989 and helped the Orange and Blue make its first-ever NCAA College World Series appearance in '88, when he was an All-SEC selection and went 11-3... Horvath started in center field for the Saints and had a .258 average, 41 runs, 33 RBI and three homers in 43 games... Also swiped 12 bases in 15 attempts... His best stretch of the season came from April 3-15, when he was 16-for-28 (.571), with 12 runs, 11 RBI and a pair of homers... Made five relief appearances and totaled 11 strikeouts in five innings... Was 0-1 with a 3.60 earned run average.

**HIGH SCHOOL:** Played for head coach Joe Russo at Palm Beach Gardens High School... Was a teammate of Gator sophomore JJ Schwarz... Was named Florida All-Region Honorable Mention by Rawlings/Perfect Game prior to his senior year... Named Class 8A-7A-6A second-team All-State and Class 8A-7A-6A second-team Palm Beach All-County during his senior season... Earned the Tyler Dittmer Baseball Scholarship Award in 2014, awarded annually to a Palm Beach Gardens High School senior college-bound baseball player who demonstrates their commitment, skill, passion and love of the game on and off the field.

**PERSONAL:** Nicholas Horvath was born July 13, 1996, in West Palm Beach, Fla... His parents are Lou and Pamela Horvath... Has a younger sister, Francesca, 17... Enjoys fishing... Majoring family, youth and community sciences.



### #6 JONATHAN INDIA

INF • 6-0 • 195 • R/R • FRESHMAN • HS  
CORAL SPRINGS, FLA. • AMERICAN  
HERITAGE HIGH SCHOOL  
MAJOR: SOCIAL AND BEHAVIORAL  
SCIENCES

**HIGH SCHOOL:** Infielder from American Heritage High School who played for head coach Carm Mazza... Team-mate of Gator freshman Hunter Bowling... Taken in the 26th round of the 2015 Major League Baseball Draft by the Milwaukee Brewers with the 781st overall pick... Was ranked as the No. 82 national prospect, No. 15 in Florida by Baseball America for the MLB Draft... Rated as the No. 1 middle infielder nationally by Perfect Game and was No. 14 overall in the state of Florida... Batted .405 as a senior, with team-high 23 RBI, 21 runs, 12 walks and 11 doubles... Registered a .474 on-base percentage and was 25-of-27 on stolen bases... Stole home to break a 4-4 tie in the ninth inning of Class 4A regional quarterfinal against Pembroke Pines-Somerset Academy last season... Was a second-team All-American by Baseball America and CBS MaxPreps Medium Schools... Chosen to the Class 4A All-State Team, was first-team All-County and earned berths on the Class 4A-13 All-District Team and the Senior All-Star Private Team... Was the Palm Beach Post Small Schools Baseball Player of the Year and the South Florida Sun-Sentinel Palm Beach County 5A-4A-3A-2A Player of the Year... India was named to Rawlings/Perfect Game Preseason Florida Region First Team prior to his senior year... Participated in the 2015 Florida Athletic Coaches Association All-Star Game... Was a 2014 Perfect Game Underclass First-Team All-American and earned second-team all-county... Participated in the 2014 Perfect Game All-American Classic in San Diego

**PERSONAL:** Jonathan Joseph India was born Dec. 15, 1996, in Fort Lauderdale, Fla... His parents are John and Elizabeth India... His father attended Florida... Has a younger sister, Victoria, 15... Enjoys fishing, hanging out with friends, surfing and working out... Wants to become an analyst for the Major League Baseball Network... Considers ESPN's Stephen A. Smith to be his favorite sports personality because he is real with people and is very smart... Wants to be a good student at Florida and excel for the Gators... Said that it was a blessing coming to Florida since it had been his school since he was a little kid... Majoring in social and behavioral sciences.

## NEWCOMER PLAYER PROFILES



### #13 JACKSON KOWAR

RHP • 6-5 • 180 • R/R • FRESHMAN • HS  
CHARLOTTE, N.C. • CHARLOTTE CHRISTIAN  
SCHOOL  
MAJOR: SOCIAL AND BEHAVIORAL SCIENCES

**HIGH SCHOOL:** Right-handed pitcher from the Charlotte Christian School who played for head coach Greg Simmons...Taken in the 40th round of the 2015 Major League Baseball Draft by the Detroit Tigers with the 1,210th pick...Ranked No. 4 in the state of North Carolina and as the No. 1 right-hander by Perfect Game...Ranked No. 99 on Baseball America's prospect list for the MLB Draft... Finished 10-1 with a school-record 0.20 earned run average and totaled 118 strikeouts in 71 innings...Fired a three-hitter with 14 strikeouts as Charlotte Christian posted a 7-0 shutout of Wesleyan Christian Academy to win its fifth-straight NCISAA 3A state title last year...Tossed a one-hit shutout and had eight strikeouts in the state semifinals against High Point Christian Academy...Was a first-team High School All-American by Baseball America... Member of the Second-Team All-USA Today North Carolina Baseball Team...Was all-state, All-Charlotte Observer and all-conference both his junior and senior years...Honored as the 2015 South Charlotte Weekly Baseball Player of the Year...Was named as a Honorable Mention All-American and as a Rawlings/Perfect Game Preseason Atlantic All-Region First Team prior to his senior year...Went 10-1 with a 0.79 ERA as a junior, with a school-record 131 strikeouts...Threw a four-hit shutout with nine strikeouts against nationally-ranked Providence...Was a 2014 Perfect Game Underclass Third-Team All-American and a 2013 Perfect Game Underclass Honorable Mention All-American.

**PERSONAL:** Jackson Alexander Kowar was born Oct. 4, 1996, in Chicago, Ill...His parents are Frank and Debbie Kowar...His father, Frank, was a closer for the Charlotte 49ers (1987-90) before playing in the Toronto Blue Jays' organization...Has one sister, Carson, who attends NC State...Chose to attend Florida because of Gainesville's college-town feel, the academics, the coaches and the baseball program...Majoring in social and behavioral sciences.



### #8 DEACON LIPUT

INF • 5-10 • 190 • L/R • FRESHMAN • HS  
OVIEDO, FLA. • OVIEDO HIGH SCHOOL  
MAJOR: SOCIAL AND BEHAVIORAL SCIENCES

**HIGH SCHOOL:** Infielder from Oviedo High School who played for head coach Jason Foss...Was chosen in the 39th round of the 2015 Major League Baseball Draft by the New York Yankees at No. 1,173 overall...Was the Class 7A Player of the Year, the Orlando Sentinel Player of the Year and the Class 7A Florida Dairy Farmers Player of the Year...Member of the First-Team All-USA Today Florida Baseball Team...Ranked as the No. 11 shortstop in the state of Florida by Perfect Game...Batted .473 with 33 runs, 16 RBI, 13 doubles, four homers and two triples in his final prep season as the Lions captured their first state title...Went 4-for-7 with a walk, two steals and two runs in the Final Four as Oviedo (25-5) won the Class 7A state championship with a 7-0 run through the playoffs...Liput was an Honorable Mention Preseason All-American and was named to the Florida All-Region Second Team by Rawlings/Perfect Game prior to his senior year...Participated in the 2015 Florida Athletic Coaches Association All-Star Game...Was a 2014 Perfect Game Underclass Third-Team All-American and a 2013 Perfect Game Underclass High Honorable Mention All-American.

**PERSONAL:** Davis Paul Liput was born June 27, 1996, in Orlando, Fla...Goes by Deacon...His parents are David and Linda Liput...Has two brothers, Austin, 26, and Chase, 23...Austin played baseball at USC Upstate from 2009-12 and Chase is serving in the U.S. Army...Decided to attend Florida because of the coaching staff and the Gators' style of play...Enjoys fishing, playing with magnets and ping-pong...Considers his best moment in baseball to be winning a state championship last year since they had come close every year but finally won it all during his senior year...It was Oviedo's first baseball title in the school's 80-year history...Majoring in social and behavioral sciences.



### #27 NELSON MALDONADO

INF • 5-10 • 190 • R/R • FRESHMAN • HS  
TAMPA, FLA. • JEFFERSON HIGH SCHOOL  
MAJOR: SOCIAL AND BEHAVIORAL SCIENCES

**HIGH SCHOOL:** Infielder from Jefferson High School who played for head coaches Emeterio "Pop" Cuesta and Juan Fontela...Ranked as No. 7 third baseman in the state of Florida in the Class of 2015 Final Rankings from Perfect Game...Rated No. 124 in Florida by Baseball America for the MLB Draft...Selected to the Class 6A All-State Team last spring...As a senior, he hit .458 with 22 RBI, 12 stolen bases, 11 doubles and three homers...Earned the 2015 Wade Boggs Athletic Achievement Award, presented to a Hillsborough County baseball player who combines athletic, academic and community achievements...Was an Honorable Mention Preseason All-American and was named Florida All-Region Honorable Mention by Rawlings/Perfect Game prior to his senior year...Was a 2014 First-Team Tampa Tribune All-Hillsborough County selection after hitting .432 with 26 RBI, 25 runs, 12 stolen bases and four homers...Named a Perfect Game Underclass High Honorable Mention All-American in his junior season.

**PERSONAL:** Nelson Maldonado was born Aug. 13, 1996, in Chicago, Ill...His father is Nelson Maldonado, Sr., and his mother is Edna Rodriguez...Had a 4.9 grade-point average and will be the first person in his family to attend college...Chose to attend Florida in order to get a high standard education and to play baseball for the Gators...Enjoys fishing...Wants to become a physical therapist...Majoring in social and behavioral sciences.

## NEWCOMER PLAYER PROFILES



### #12 BLAKE REESE

INF • 5-11 • 180 • S/R • FRESHMAN • HS  
TALLAHASSEE, FLA. • LINCOLN HIGH  
SCHOOL  
MAJOR: SOCIAL AND BEHAVIORAL  
SCIENCES

**HIGH SCHOOL:** Infielder from Lincoln High School who played for head coach Joe Vallese and was a three-year starter... Ranked as the No. 7 shortstop in the state of Florida in the Final Class of 2015 Rankings by Perfect Game... Named the Lincoln Scholar-Athlete of the Year and graduated cum laude with a 4.27 grade-point average... Earned All-Big Bend Conference honors as both a junior and senior... Was an Honorable Mention Preseason All-American and was named to the Florida All-Region First Team by Rawlings/Perfect Game prior to his senior year... Was a 2014 Perfect Game Underclass Second-Team All-American and a 2013 Perfect Game Underclass Honorable Mention All-American... Attended the same high school as former Gator two-sport athlete Gavin Dickey, who lettered in baseball at UF from 2004-06, and former shortstop Cole Figueroa, who made the Major Leagues with the Tampa Bay Rays after playing for the Orange and Blue in 2007-08.

**PERSONAL:** Blake Richard Reese was born Nov. 12, 1996, in Tallahassee, Fla... His parents are Rich and Christine Reese... Has a younger brother, Trevor, 17... Enjoys fishing and listening to music... Chose to attend Florida because it presented him the best opportunity to win a College World Series, play in the best conference and to face the best competition... Hopes to become an analyst, writer or contributor for MLB Network... Majoring in social and behavioral sciences.




### #25 DANNY REYES

OF • 6-2 • 215 • R/R • FRESHMAN • HS  
MIAMI SPRINGS, FLA. • MATER ACADEMY  
MAJOR: SOCIAL AND BEHAVIORAL  
SCIENCES

**HIGH SCHOOL:** Outfielder from Mater Academy who played for head coach Mike DiRosa... Taken in the 39th round of the 2015 Major League Baseball Draft by the Boston Red Sox at No. 1,161... Ranked No. 38 nationally and as the No. 2 outfielder in the state of Florida in the Class of 2015 Final Rankings by Perfect Game... Member of the Class 6A All-State Team who played a key role in the Lions advancing to the state semifinals last year... Set a single-season school record with nine homers... Played in the 2015 Florida Athletic Coaches Association All-Star Game... Reyes was a first-team Preseason All-American and was named to the Florida All-Region First Team by Rawlings/Perfect Game prior to his senior year... Helped Mater Academy to first state title in school history as a junior, a 1-0 win over Winter Haven to claim Class 6A... Picked for the second-team All-USA Today Florida Baseball Team... Participated in the 2014 Perfect Game All-American Classic in San Diego... Chosen as a first-team Preseason Underclassmen All-American by Perfect Game before his junior campaign and was a second-team choice entering his sophomore year... Was the Tournament Most Valuable Player of the 2013 16-Under BCS Finals held in Fort Myers, Fla., by going 6-for-13 (.462) with 11 RBI and a couple of homers... Batted .492 in his freshman year.

**PERSONAL:** Daniel Alberto Reyes was born Sept. 7, 1996, in Miami, Fla... His parents are Alberto and Elizabeth Reyes... Has one brother, David, 16... Enjoys playing ping-pong... Chose to attend Florida because it is where he felt that he could grow as a student and as an athlete... Considers Major League Baseball All-Star Mike Trout of the Los Angeles Angles of Anaheim to be his favorite personality because of the way he goes about his business... Majoring in social and behavioral sciences.




### #51 BRADY SINGER

RHP • 6-5 • 190 • R/R • FRESHMAN • HS  
LEESBURG, FLA. • EUSTIS HIGH SCHOOL  
MAJOR: SOCIAL AND BEHAVIORAL  
SCIENCES

**HIGH SCHOOL:** Right-handed pitcher from Eustis High School who played for head coach David Lee... Selected in the second round of the 2015 Major League Baseball Draft by the Toronto Blue Jays with the 56th overall pick... Ranked as the No. 54 national prospect and was No. 11 in the state of Florida by Baseball America for the MLB Draft... Rated No. 10 in the state of Florida and was the No. 3 right-hander in the Class of 2015 Final Rankings by Perfect Game... Named to the Class 5A All-State Team and to the All-Area Team from the Orlando Sentinel last spring... Honored as the Lake County Player of the Year... Was 8-3 with a 1.25 earned run average as a senior, with six complete games and 110 strikeouts in 67 innings... Limited opponents to a .146 batting average... Earned the Cy Young Award of the Florida League High School Invitational (FHSI) Challenge... Started the first game of the week for Eustis against Forest and allowed just one earned run and struck out 11 batters with just one walk in the complete-game victory... Made a second appearance, coming into the championship game with a one-run lead and a runner on third base... Made quick work of his batter to earn the save... Participated in the 2015 Florida Athletic Coaches Association All-Star Game... Was a second-team Preseason All-American and was named to the Florida All-Region First Team by Rawlings/Perfect Game prior to his senior year... Chosen as a second-team Preseason Underclassmen All-American before his junior year.

**PERSONAL:** Brady Alan Singer was born Aug. 4, 1996, in Eustis, Fla... His parents Brett and Jacquelyn Singer... Has an older brother, Brandon, 23... Hobbies include hunting and fishing... Chose to attend UF because he grew up a Gator fan and was impressed with the team's pitching program... Goal is to become one of the best players and people to come through the program... Considers baseball legend Nolan Ryan to his favorite sports personality because of his dedication and passion for the game... Majoring in social and behavioral sciences.



**2016 GATOR BASEBALL**  
OPPONENTS

# 2016 OPPONENTS

## ALABAMA

### POSSIBLE SEC TOURNAMENT OPPONENT

**Location:** Tuscaloosa, Ala.  
**Enrollment:** 36,155  
**Nickname:** Crimson Tide  
**Colors:** Crimson and White  
**Conference:** Southeastern (Western Division)  
**President:** Dr. Stuart Bell  
**Athletics Director:** Bill Battle  
**Stadium (Capacity):** Sewell-Thomas Stadium (8,500)  
**Dimensions:** LF-325, LC-365, CF-400, RC-365, RF-325  
**Press Box Phone:** (205) 348-4927  
**Head Coach:** Mitch Gaspard (UL-Lafayette, 1988)  
**Record at UA/Years:** 202-167/6  
**Career Record/Years:** 412-305/12  
**Baseball Office Phone:** (205) 348-4029  
**Assistant Coaches:** Dax Norris, Andy Phillips, Nathan Kilcrease  
**2015 Overall Record:** 32-28  
**SEC Record (Finish):** 12-18 (6th in West, 11th overall)  
**Postseason:** 2-2 at SEC Tourney  
**Lettermen Returning/Lost:** 21/9  
**Position Starters Returning/Lost:** 5/4  
**Pitchers Returning/Lost:** 12/4  
**Series Record:** Alabama leads, 57-56  
**2015 Series:** Florida, 2-1 (9-12 (10), 8-1, 7-4 in Gainesville)  
**Baseball Contact:** Alex Thompson  
**E-Mail:** athompson@ia.ua.edu  
**Office Phone:** (205) 348-6084  
**Fax:** (205) 348-8841  
**Website:** www.rolltide.com



#### KEY RETURNING POSITION PLAYERS

| Name          | Pos. | Avg. | HR | RBI |
|---------------|------|------|----|-----|
| Cody Henry    | INF  | .276 | 0  | 24  |
| Georgie Salem | OF   | .276 | 3  | 25  |

#### KEY RETURNING PITCHERS

| Name                    | W-L-SV | ERA  | IP   | BB | SO |
|-------------------------|--------|------|------|----|----|
| Geoffrey Bramblett, RHP | 8-3-0  | 3.81 | 89.2 | 25 | 69 |
| Jake Walters, RHP       | 4-4-1  | 3.36 | 56.1 | 27 | 62 |

## ARKANSAS

### APRIL 14-16 BAUM STADIUM (FAYETTEVILLE, ARK.)

**Location:** Fayetteville, Ark.  
**Enrollment:** 25,365  
**Nickname:** Razorbacks  
**Colors:** Cardinal and White  
**Conference:** Southeastern (Western Division)  
**Chancellor:** Dr. G. David Gearhart  
**Athletics Director:** Jeff Long  
**Stadium (Capacity):** Baum Stadium at George Cole Field (10,737)  
**Dimensions:** LF-320, LC-375, CF-400, RC-365, RF-320  
**Press Box Phone:** (479) 575-4141  
**Head Coach:** Dave Van Horn (Arkansas, 1988)  
**Record at UA/Years:** 524-295/13  
**Career Record/Years:** 1,109-535/27  
**Baseball Office Phone:** (479) 575-3655  
**Assistant Coaches:** Tony Vitello, Dave Jorn, Christian Kowalchuk  
**2015 Overall Record:** 40-25  
**SEC Record (Finish):** 17-12 (3rd in West, 5th overall)  
**Postseason:** 2-2 at SEC Tourney; 3-0 at NCAA Stillwater Regional; 2-1 at NCAA Fayetteville Super Regional; 0-2 at NCAA College World Series  
**Lettermen Returning/Lost:** 15/15  
**Position Starters Returning/Lost:** 5/4  
**Pitchers Returning/Lost:** 5/7  
**Series Record:** Arkansas leads, 28-27  
**2015 Series:** Tied, 1-1 (6-7, 10-0 (7) at SEC Tourney)  
**Baseball Contact:** TBA  
**E-Mail:** TBA@uark.edu  
**Office Phone:** (479) 575-3144  
**Office Fax:** (479) 575-7481  
**Website:** www.arkansasrazorbacks.com



#### KEY RETURNING POSITION PLAYERS

| Name        | Pos.   | Avg. | HR | RBI |
|-------------|--------|------|----|-----|
| Clark Eagan | INF/OF | .288 | 2  | 31  |
| Rick Nomura | INF    | .290 | 4  | 20  |

#### KEY RETURNING PITCHERS

| Name                 | W-L-SV | ERA  | IP   | BB | SO |
|----------------------|--------|------|------|----|----|
| Zach Jackson, RHP    | 5-1-9  | 2.10 | 60.0 | 38 | 89 |
| Keaton McKinney, RHP | 6-2-0  | 3.21 | 87.0 | 38 | 46 |

## AUBURN

### POSSIBLE SEC TOURNAMENT OPPONENT

**Location:** Auburn, Ala.  
**Enrollment:** 25,134  
**Nickname:** Tigers  
**Colors:** Burnt Orange and Navy Blue  
**Conference:** Southeastern (Western Division)  
**President:** Dr. Jay Gogue  
**Athletics Director:** Jay Jacobs  
**Stadium (Capacity):** Samford Stadium-Hitchcock Field at Plainsman Park (4,096)  
**Dimensions:** LF-315, LC-335/385, CF-385, RC-360, RF-331  
**Press Box Phone:** (334) 844-4138  
**Head Coach:** Butch Thompson (Birmingham-Southern, 1992)  
**Record at AU/Years:** First Season  
**Career Record/Years:** 39-12/1  
**Baseball Office Phone:** (334) 844-4990  
**Assistant Coaches:** Doug Sisson, Brad Bohannon, Greg Drye  
**2015 Overall Record:** 36-26  
**SEC Record (Finish):** 13-17 (5th in West, 9th overall)  
**Postseason:** 1-2 at SEC Tourney; 1-2 at NCAA Tallahassee Regional  
**Lettermen Returning/Lost:** 19/13  
**Position Starters Returning/Lost:** 9/0  
**Pitchers Returning/Lost:** 7/5  
**Series Record:** Auburn leads, 126-114-2  
**2015 Series:** Florida, 3-1 (1-4, 4-3, 3-1 in Gainesville; 11-2 at SEC Tourney)  
**Baseball Contact:** Taylor Bryan  
**E-Mail:** taylor.bryan@auburn.edu  
**Office Phone:** (334) 844-9182  
**Office Fax:** (334) 844-9807  
**Website:** www.auburntigers.com



#### KEY RETURNING POSITION PLAYERS

| Name           | Pos. | Avg. | HR | RBI |
|----------------|------|------|----|-----|
| Melvin Gray    | INF  | .304 | 1  | 23  |
| Anfernee Grier | OF   | .323 | 1  | 20  |

#### KEY RETURNING PITCHERS

| Name               | W-L-SV | ERA  | IP   | BB | SO |
|--------------------|--------|------|------|----|----|
| Justin Camp, RHP   | 2-1-8  | 2.33 | 46.1 | 24 | 48 |
| Cole Lipscomb, RHP | 8-2-1  | 2.53 | 92.2 | 24 | 91 |

## BETHUNE-COOKMAN

### MAY 3

#### McKETHAN STADIUM (GAINESVILLE, FLA.)

**Location:** Daytona Beach, Fla.  
**Enrollment:** 4,100  
**Nickname:** Wildcats  
**Colors:** Maroon and Gold  
**Conference:** Mid-Eastern Athletic (Southern Division)  
**President:** Dr. Edison O. Jackson  
**Athletics Director:** Lynn W. Thompson  
**Stadium (Capacity):** Jackie Robinson Ballpark (4,200)  
**Dimensions:** LF-315, CF-400, RF-325  
**Press Box Phone:** (386) 226-3362  
**Head Coach:** Jason Beverlin (Western Carolina, 1994)  
**Record at B-CU/Years:** 114-125/5  
**Career Record/Years:** Same  
**Baseball Office Phone:** (386) 481-2224  
**Assistant Coaches:** Barrett Shaft, Jason Bell, David Lee  
**2015 Overall Record:** 19-40  
**MEAC Record (Finish):** 14-10 (2nd in Southern, Tied for 3rd overall)  
**Postseason:** 3-2 at MEAC Tourney (Champion)  
**Lettermen Returning/Lost:** 20/15  
**Position Starters Returning/Lost:** 5/4  
**Pitchers Returning/Lost:** 10/8  
**Series Record:** Florida leads, 29-0  
**Last Meeting:** Florida, 2-1 in Gainesville on 4/21/15  
**Baseball Contact:** Bryan Harvey  
**E-Mail:** harveyb@cookman.edu  
**Office Phone:** (386) 481-2206  
**Office Fax:** (386) 481-2238  
**Website:** www.bcuathletics.com



#### KEY RETURNING POSITION PLAYERS

| Name          | Pos.   | Avg. | HR | RBI |
|---------------|--------|------|----|-----|
| Nathan Broad  | INF/OF | .326 | 1  | 23  |
| Austin Garcia | INF    | .316 | 2  | 29  |

#### KEY RETURNING PITCHERS

| Name              | W-L-SV | ERA  | IP   | BB | SO |
|-------------------|--------|------|------|----|----|
| Clint Glymer, RHP | 0-3-8  | 3.98 | 40.2 | 16 | 32 |
| Alex Seibold, RHP | 5-5-0  | 5.05 | 67.2 | 35 | 58 |

## UCF

### MARCH 1 — JAY BERGMAN FIELD (ORLANDO, FLA.)

### MARCH 2 — MCKETHAN STADIUM (GAINESVILLE, FLA.)

**Location:** Orlando, Fla.  
**Enrollment:** 60,810  
**Nickname:** Knights  
**Colors:** Black and Gold  
**Conference:** American Athletic  
**President:** Dr. John C. Hitt  
**Athletics Director:** Danny White  
**Stadium (Capacity):** Jay Bergman Field (3,600)  
**Dimensions:** LF-320, LC-360, CF-390, RC-360, RF-320  
**Press Box Phone:** (407) 823-0140  
**Head Coach:** Terry Rooney (Radford, 1996)  
**Record at UCF/Years:** 235-177/7  
**Career Record/Years:** Same  
**Baseball Office Phone:** (407) 823-0140  
**Assistant Coaches:** Ryan Klosterman, Brandon Romans, Andy Chriscaden  
**2015 Overall Record:** 31-27  
**AAC Record (Finish):** 10-14 (7th)  
**Postseason:** 0-2 at AAC Tourney  
**Lettermen Returning/Lost:** 15/19  
**Position Starters Returning/Lost:** 7/2  
**Pitchers Returning/Lost:** 8/8  
**Series Record:** Florida leads, 25-16  
**2015 Series:** Tied, 1-1 (3-4 in Orlando and 10-2 in Gainesville)  
**Baseball Contact:** Nate Blythe  
**E-Mail:** nblythe@athletics.ucf.edu  
**Office Phone:** (407) 823-6489  
**Office Fax:** (407) 823-5266  
**Website:** www.ucfathletics.com



#### KEY RETURNING POSITION PLAYERS

| Name         | Pos. | Avg. | HR | RBI |
|--------------|------|------|----|-----|
| Matt Diorio  | C/OF | .308 | 5  | 29  |
| Logan Heiser | C    | .295 | 6  | 20  |

#### KEY RETURNING PITCHERS

| Name                 | W-L-SV | ERA  | IP   | BB | SO |
|----------------------|--------|------|------|----|----|
| Cre Finckro, RHP     | 7-5-0  | 3.30 | 95.1 | 34 | 73 |
| Harrison Hukari, LHP | 4-4-5  | 4.86 | 50.0 | 30 | 51 |

## DARTMOUTH

### MARCH 4-6

#### McKETHAN STADIUM (GAINESVILLE, FLA.)

**Location:** Hanover, N.H.  
**Enrollment:** 4,200  
**Nickname:** Big Green  
**Colors:** Dartmouth Green and White  
**Conference:** Ivy League (Red Rolfe Division)  
**President:** Phillip J. Hanlon  
**Athletics Director:** Harry Sheehy  
**Stadium (Capacity):** Red Rolfe Field at Biondi Park (2,000)  
**Dimensions:** LF-325, CF-403, RF-340  
**Press Box Phone:** (603) 646-2468  
**Head Coach:** Bob Whalen (Maine, 1979)  
**Record at DC/Years:** 528-496-1/26  
**Career Record/Years:** Same  
**Baseball Office Phone:** (603) 646-2477  
**Assistant Coaches:** Jonathan Anderson, Evan Wells, Tyler Anderson  
**2015 Overall Record:** 21-22  
**Ivy Record (Finish):** 16-4 (1st in Red Rolfe Division)  
**Postseason:** 1-2 in Ivy League Championship Series  
**Lettermen Returning/Lost:** 23/9  
**Position Starters Returning/Lost:** 6/3  
**Pitchers Returning/Lost:** 7/3  
**Series Record:** Florida leads, 2-0  
**Last Meeting:** Florida, 11-6 in Gainesville on 3/24/04  
**Baseball Contact:** Rick Bender  
**E-Mail:** rick.bender@dartmouth.edu  
**Office Phone:** (603) 646-1030  
**Office Fax:** (603) 646-3348  
**Website:** www.dartmouthsports.com



#### KEY RETURNING POSITION PLAYERS

| Name           | Pos. | Avg. | HR | RBI |
|----------------|------|------|----|-----|
| Joe Purrittano | INF  | .277 | 3  | 30  |
| Nick Ruppert   | OF   | .310 | 0  | 10  |

#### KEY RETURNING PITCHERS

| Name                 | W-L-SV | ERA  | IP   | BB | SO |
|----------------------|--------|------|------|----|----|
| Mike Concato, RHP    | 4-4-0  | 2.95 | 55.0 | 8  | 34 |
| Duncan Robinson, RHP | 6-2-0  | 2.62 | 65.1 | 12 | 52 |

# 2016 OPPONENTS

## EASTERN MICHIGAN

**FEBRUARY 23** — MCKETHAN STADIUM (GAINESVILLE, FLA.)

**FEBRUARY 24** — JOKER MARCHANT STADIUM (LAKELAND, FLA.)

**Location:** Ypsilanti, Mich.  
**Enrollment:** 23,341  
**Nickname:** Eagles  
**Colors:** Green and White  
**Conference:** Mid-American (Western Division)  
**Interim President:** Donald Lopngow  
**Athletics Director:** Heather Lyke  
**Stadium (Capacity):** Oestrike Stadium (1,200)  
**Dimensions:** LF-330, LC-370, CF-390, RC-370, RF-330  
**Press Box Phone:** (734) 481-9328  
**Head Coach:** Mark Van Ameyde (Detroit, 1996)  
**Record at EMU/Years:** 20-35/1  
**Career Record/Years:** Same  
**Baseball Office Phone:** (734) 487-1985  
**Assistant Coaches:** Eric Roof, Spencer Schmitz, Mike Frank  
**2015 Overall Record:** 20-35  
**MAC Record (Finish):** 9-18 (6th in West, 11th overall)  
**Postseason:** None  
**Lettermen Returning/Lost:** 20/9  
**Position Starters Returning/Lost:** 6/3  
**Pitchers Returning/Lost:** 7/5  
**Series Record:** Florida leads, 5-1  
**Last Meeting:** Florida, 17-6 in Gainesville on 2/25/09  
**Baseball Contact:** Dan Whitaker  
**E-Mail:** dwhitak4@emich.edu  
**Office Phone:** (734) 487-0317  
**Office Fax:** (734)  
**Website:** www.emueagles.com



**KEY RETURNING POSITION PLAYERS**

| Name             | Pos.   | Avg. | HR | RBI |
|------------------|--------|------|----|-----|
| Mitchell McGeein | INF    | .277 | 10 | 36  |
| John Montgomery  | INF/OF | .297 | 4  | 20  |

**KEY RETURNING PITCHERS**

| Name                | W-L-SV | ERA  | IP   | BB | SO |
|---------------------|--------|------|------|----|----|
| Matthew Beaton, RHP | 1-1-2  | 1.91 | 33.0 | 10 | 27 |
| Sam Delaplaine, RHP | 5-3-7  | 2.92 | 40.0 | 18 | 48 |

## FLORIDA ATLANTIC

**MARCH 22**

**MCKETHAN STADIUM (GAINESVILLE, FLA.)**

**Location:** Boca Raton, Fla.  
**Enrollment:** 30,038  
**Nickname:** Owls  
**Colors:** Blue and Red  
**Conference:** Conference USA  
**President:** Dr. John Kelly  
**Athletics Director:** Patrick Chun  
**Stadium (Capacity):** FAU Stadium (2,000)  
**Dimensions:** LF-330, LC-375, CF-400, RC-375, RF-330  
**Press Box Phone:** (561) 756-0653  
**Head Coach:** John McCormack (Lynn, 1990)  
**Record at FAU/Years:** 243-163/7  
**Career Record/Years:** Same  
**Baseball Office Phone:** (561) 297-3710  
**Assistant Coaches:** Jason Jackson, Greg Mamula, Wes Sargent  
**2015 Overall Record:** 42-19  
**C-USA Record (Finish):** 19-10 (Tied for 2nd)  
**Postseason:** 2-2 at C-USA Tourney; 2-2 at NCAA Gainesville Regional  
**Lettermen Returning/Lost:** 17/14  
**Position Starters Returning/Lost:** 5/4  
**Pitchers Returning/Lost:** 8/8  
**Series Record:** Florida leads, 22-7  
**2015 Series:** Florida, 2-0 (10-8 in Jupiter, 2-1 at NCAA Gainesville Regional)  
**Baseball Contact:** Brandon Goodwin  
**E-Mail:** goodwinb@fau.edu  
**Office Phone:** (561) 756-0653  
**Office Fax:** (561) 297-3963  
**Website:** www.fausports.com



**KEY RETURNING POSITION PLAYERS**

| Name           | Pos.   | Avg. | HR | RBI |
|----------------|--------|------|----|-----|
| CJ Chatham     | INF    | .335 | 3  | 44  |
| Esteban Puerta | INF/OF | .305 | 7  | 36  |

**KEY RETURNING PITCHERS**

| Name                | W-L-SV | ERA  | IP   | BB | SO |
|---------------------|--------|------|------|----|----|
| David McKay, RHP    | 4-2-0  | 3.19 | 31.0 | 10 | 20 |
| Brandon Rhodes, LHP | 4-1-0  | 3.78 | 78.2 | 15 | 41 |

## FLORIDA GULF COAST

**FEBRUARY 19-21**

**MCKETHAN STADIUM (GAINESVILLE, FLA.)**

**Location:** Fort Myers, Fla.  
**Enrollment:** 14,673  
**Nickname:** Eagles  
**Colors:** Emerald Green and Cobalt Blue  
**Conference:** Atlantic Sun  
**President:** Dr. Wilson Bradshaw  
**Athletics Director:** Ken Kavanagh  
**Stadium (Capacity):** Swanson Stadium (1,500)  
**Dimensions:** LF-325, CF-400, RF-325  
**Press Box Phone:** (561) 756-0653  
**Head Coach:** Dave Tollett (Tusculum, 1988)  
**Record at FGCU/Years:** 463-264-3/13  
**Career Record/Years:** Same  
**Baseball Office Phone:** (239) 590-7059  
**Assistant Coaches:** Rusty McKee, Pete Woodworth, Rob Pilgrim  
**2015 Overall Record:** 30-26-1  
**A-Sun Record (Finish):** 11-9 (5th)  
**Postseason:** 2-2 at A-Sun Tourney  
**Lettermen Returning/Lost:** 16/12  
**Position Starters Returning/Lost:** 7/2  
**Pitchers Returning/Lost:** 7/8  
**Series Record:** Florida leads, 9-5  
**Last Meeting:** Florida, 7-1 in Fort Myers on 4/15/14  
**Baseball Contact:** George Nunnolley  
**E-Mail:** gnunnolley@fgcu.edu  
**Office Phone:** (239) 590-7064  
**Office Fax:** (239) 590-7014  
**Website:** www.fgcuathletics.com



**KEY RETURNING POSITION PLAYERS**

| Name        | Pos. | Avg. | HR | RBI |
|-------------|------|------|----|-----|
| Jake Noll   | INF  | .348 | 3  | 41  |
| Nick Rivera | INF  | .347 | 10 | 70  |

**KEY RETURNING PITCHERS**

| Name                  | W-L-SV | ERA  | IP   | BB | SO |
|-----------------------|--------|------|------|----|----|
| Brady Anderson, RHP   | 5-1-0  | 3.33 | 83.2 | 15 | 52 |
| Sterling Koerner, RHP | 6-4-1  | 3.02 | 56.2 | 4  | 46 |

## FLORIDA STATE

**MARCH 15** — MCKETHAN STADIUM (GAINESVILLE, FLA.)

**MARCH 29** — BASEBALL GROUNDS OF JACKSONVILLE (JACKSONVILLE, FLA.)

**APRIL 12** — DICK HOWSER STADIUM (TALLAHASSEE, FLA.)

**Location:** Tallahassee, Fla. **Symbol:** Seminoles  
**Enrollment:** 41,773 **Colors:** Garnet and Gold  
**Conference:** Atlantic Coast (Atlantic Division)  
**President:** John Thrasher  
**Athletics Director:** Stan Wilcox  
**Stadium (Capacity):** Dick Howser Stadium (6,700)  
**Dimensions:** LF-340, CF-400, RF-320  
**Press Box Phone:** (850) 644-1553  
**Head Coach:** Mike Martin (Florida State, 1966)  
**Record at FSU/Years:** 1,857-649-4/36  
**Career Record/Years:** Same  
**Baseball Office Phone:** (850) 644-1073  
**Assistant Coaches:** Mike Bell, Mike Martin, Jr., Clyde Keller  
**2015 Overall Record:** 44-21  
**ACC Record (Finish):** 17-13 (2nd in Atlantic, 3rd overall)  
**Postseason:** 4-0 at ACC Tourney (Champion); 3-0 at NCAA Tallahassee Regional, 0-2 at NCAA Gainesville Super Regional  
**Lettermen Returning/Lost:** 21/11  
**Position Starters Returning/Lost:** 6/3  
**Pitchers Returning/Lost:** 11/6  
**Series Record:** Florida State leads, 127-107-1  
**2015 Series:** Florida, 3-2 (14-8 in Gainesville; 3-8 in Jacksonville; 3-4 (12) in Tallahassee; 13-5, 11-4 at NCAA Gainesville Super Regional)  
**Baseball Contact:** Jon Cole **Office Fax:** (850) 644-3820  
**E-Mail:** jccole@fsu.edu **Website:** www.seminoles.com  
**Office Phone:** (850) 644-5656



**KEY RETURNING POSITION PLAYERS**

| Name            | Pos. | Avg. | HR | RBI |
|-----------------|------|------|----|-----|
| Dylan Busby     | INF  | .242 | 9  | 45  |
| Quincy Nieporte | INF  | .297 | 7  | 48  |

**KEY RETURNING PITCHERS**

| Name              | W-L-SV | ERA  | IP   | BB | SO |
|-------------------|--------|------|------|----|----|
| Drew Carlton, RHP | 5-5-0  | 4.04 | 71.1 | 19 | 60 |
| Mike Compton, RHP | 4-4-0  | 3.55 | 71.0 | 12 | 70 |

## GEORGIA

**APRIL 21-23**

**MCKETHAN STADIUM (GAINESVILLE, FLA.)**

**Location:** Athens, Ga.  
**Enrollment:** 35,197  
**Nickname:** Bulldogs  
**Colors:** Red and Black  
**Conference:** Southeastern (Eastern Division)  
**President:** Jere W. Morehead  
**Athletics Director:** Greg McGarity  
**Stadium (Capacity):** Foley Field (2,760)  
**Dimensions:** LF-350, LC-370, CF-404, RC-365, RF-314  
**Press Box Phone:** (706) 542-6161  
**Head Coach:** Scott Stricklin (Kent State, 1995)  
**Record at UGA/Years:** 52-57-1/2  
**Career Record/Years:** 402-245-1/11  
**Baseball Office Phone:** (706) 542-7971  
**Assistant Coaches:** Fred Corral, Scott Daeley, Jimmy Rider  
**2015 Overall Record:** 26-28  
**SEC Record (Finish):** 10-19 (7th in East, 13th overall)  
**Postseason:** None  
**Lettermen Returning/Lost:** 15/12  
**Position Starters Returning/Lost:** 7/2  
**Pitchers Returning/Lost:** 6/9  
**Series Record:** Florida leads, 182-104-2  
**2015 Series:** Florida, 2-1 (1-11, 3-2, 7-4 in Athens)  
**Baseball Contact:** Christopher Lakos  
**E-Mail:** clakos@sports.uga.edu  
**Office Phone:** (706) 542-7994  
**Office Fax:** (706) 542-9339  
**Website:** www.georgiadogs.com



**KEY RETURNING POSITION PLAYERS**

| Name           | Pos. | Avg. | HR | RBI |
|----------------|------|------|----|-----|
| Daniel Nichols | INF  | .296 | 6  | 33  |
| Stephen Wrenn  | OF   | .324 | 8  | 28  |

**KEY RETURNING PITCHERS**

| Name              | W-L-SV | ERA  | IP   | BB | SO |
|-------------------|--------|------|------|----|----|
| Bo Tucker, LHP    | 1-1-1  | 2.03 | 31.0 | 16 | 28 |
| Robert Tyler, RHP | 1-1-0  | 5.32 | 23.2 | 11 | 29 |

## HARVARD

**MARCH 11-13**

**MCKETHAN STADIUM (GAINESVILLE, FLA.)**

**Location:** Cambridge, Mass.  
**Enrollment:** 6,700  
**Nickname:** Crimson  
**Colors:** Crimson, Black and White  
**Conference:** Ivy League (Red Rolfe Division)  
**President:** Drew Gilpin Faust  
**Athletics Director:** Robert L. Scallise  
**Stadium (Capacity):** O'Donnell Field (1,600)  
**Dimensions:** LF-340, LC-370, CF-415, RC-370, RF-340  
**Press Box Phone:** N/A  
**Head Coach:** Bill Decker (Ithaca, 1985)  
**Record at HU/Years:** 39-83/3  
**Career Record/Years:** 547-288/25  
**Baseball Office Phone:** (617) 495-1435  
**Assistant Coaches:** Mike Zandler, Bryan Stark, Ernie May  
**2015 Overall Record:** 18-24  
**Ivy Record (Finish):** 7-13 (2nd in Red Rolfe Division)  
**Postseason:** None  
**Lettermen Returning/Lost:** 19/8  
**Position Starters Returning/Lost:** 5/4  
**Pitchers Returning/Lost:** 14/2  
**Series Record:** Florida leads, 3-0  
**Last Meeting:** Florida, 17-6 in Gainesville on 3/12/06  
**Baseball Contact:** Zach Reynolds  
**E-Mail:** zreynolds@fas.harvard.edu  
**Office Phone:** (617) 495-2206  
**Office Fax:** (617) 495-2130  
**Website:** www.gocrimson.com



**Key Returning Position Players**

| Name      | Pos. | Avg. | HR | RBI |
|-----------|------|------|----|-----|
| DJ Link   | C    | .308 | 0  | 15  |
| Drew Reid | INF  | .280 | 1  | 16  |

**Key Returning Pitchers**

| Name              | W-L-SV | ERA  | IP   | BB | SO |
|-------------------|--------|------|------|----|----|
| Nick Gruener, RHP | 3-4-0  | 6.96 | 42.2 | 15 | 35 |
| Sean Poppen, RHP  | 3-3-0  | 6.22 | 50.2 | 13 | 48 |

# 2016 OPPONENTS

## JACKSONVILLE

APRIL 5 & 19

**McKETHAN STADIUM (GAINESVILLE, FLA.)**

**Location:** Jacksonville, Fla.  
**Enrollment:** 3,850  
**Nickname:** Dolphins  
**Colors:** Green and Gold  
**Conference:** Atlantic Sun  
**President:** Tim Cost  
**Athletics Director:** Dr. Donald Horner  
**Stadium (Capacity):** John Sessions Stadium (3,000)  
**Dimensions:** LF-340, LC-375, CF-405, RC-375, RF-340  
**Press Box Phone:** (904) 256-7400  
**Head Coach:** Tim Montez (Pepperdine, 1984)  
**Record at JU/Years:** 47-63/2  
**Career Record/Years:** Same  
**Baseball Office Phone:** (904) 256-7414  
**Assistant Coaches:** Chris Hayes, Chuck Jeroloman, Andrew Edge  
**2015 Overall Record:** 26-30  
**A-Sun Record (Finish):** 12-9 (Tied for 3rd)  
**Postseason:** 0-2 at A-Sun Tourney  
**Lettermen Returning/Lost:** 19/10  
**Position Starters Returning/Lost:** 5/4  
**Pitchers Returning/Lost:** 9/3  
**Series Record:** Florida leads, 51-31  
**Last Meeting:** Jacksonville, 3-1 in Gainesville on 4/22/14  
**Baseball Contact:** Nolan Alexander  
**E-Mail:** nalexan2@ju.edu  
**Office Phone:** (904) 256-7444  
**Office Fax:** (904) 256-7588  
**Website:** www.jusdolphins.com



**KEY RETURNING POSITION PLAYERS**

| Name         | Pos. | Avg. | HR | RBI |
|--------------|------|------|----|-----|
| JJ Gould     | INF  | .272 | 3  | 25  |
| Austin Hayes | OF   | .271 | 3  | 36  |

**KEY RETURNING PITCHERS**

| Name                  | W-L-SV | ERA  | IP   | BB | SO |
|-----------------------|--------|------|------|----|----|
| Michael Baumann, RHP  | 7-1-0  | 2.24 | 84.1 | 28 | 85 |
| Spencer Stockton, RHP | 3-5-1  | 4.85 | 68.2 | 30 | 32 |

## KENTUCKY

MARCH 25-27

**CLIFF HAGAN STADIUM (LEXINGTON, KY.)**

**Location:** Lexington, Ky.  
**Enrollment:** 29,410  
**Nickname:** Wildcats  
**Colors:** Blue and White  
**Conference:** Southeastern (Eastern Division)  
**President:** Dr. Eli Capilouto  
**Athletics Director:** Mitch Barnhart  
**Stadium (Capacity):** Cliff Hagan Stadium (3,000)  
**Dimensions:** LF-340, LC-365, CF-390, RC-350, RF-310  
**Press Box Phone:** (859) 257-9011  
**Head Coach:** Gary Henderson (San Diego State, 1984)  
**Record at UK/Years:** 226-171/7  
**Career Record/Years:** Same  
**Baseball Office Phone:** (859) 257-8052  
**Assistant Coaches:** Toby Bicknell, Rick Eckstein, Keith Vorhoff  
**2015 Overall Record:** 30-25  
**SEC Record (Finish):** 14-15 (4th in East, 8th overall)  
**Postseason:** 0-1 at SEC Tourney  
**Lettermen Returning/Lost:** 20/12  
**Position Starters Returning/Lost:** 6/3  
**Pitchers Returning/Lost:** 10/7  
**Series Record:** Florida leads, 135-64-1  
**2015 Series:** Kentucky, 2-1 (0-3, 6-7, 10-1 in Gainesville)  
**Baseball Contact:** Brent Ingram  
**E-Mail:** brent.ingram@uky.edu  
**Office Phone:** (859) 257-3838  
**Office Fax:** (859) 323-4310  
**Website:** www.ukathletics.com



**KEY RETURNING POSITION PLAYERS**

| Name         | Pos. | Avg. | HR | RBI |
|--------------|------|------|----|-----|
| JaVon Shelby | INF  | .312 | 9  | 44  |
| Evan White   | INF  | .318 | 2  | 28  |

**KEY RETURNING PITCHERS**

| Name            | W-L-SV | ERA  | IP   | BB | SO |
|-----------------|--------|------|------|----|----|
| Zack Brown, RHP | 6-6-0  | 3.48 | 93.0 | 38 | 71 |
| Kyle Cody, RHP  | 4-4-0  | 4.91 | 66.0 | 17 | 63 |

## LSU

MAY 19-21

**ALEX BOX STADIUM (BATON ROUGE, LA.)**

**Location:** Baton Rouge, La.  
**Enrollment:** 31,076  
**Nickname:** Fighting Tigers  
**Colors:** Purple and Gold  
**Conference:** Southeastern (Western Division)  
**President:** Dr. F. King Alexander  
**Athletics Director:** Joe Alleva  
**Stadium (Capacity):** Alex Box Stadium (10,326)  
**Dimensions:** LF-330, LC-365, CF-405, RC-365, RF-330  
**Press Box Phone:** (225) 578-4149  
**Head Coach:** Paul Mainieri (Florida International, 1980)  
**Record at LSU/Years:** 415-161-3/9  
**Career Record/Years:** 1,279-653-8/33  
**Baseball Office Phone:** (225) 578-4148  
**Assistant Coaches:** Alan Dunn, Andy Cannizaro, Will Davis  
**2015 Overall Record:** 54-12  
**SEC Record (Finish):** 21-8 (1st in West, 1st overall)  
**Postseason:** 2-1 at SEC Tourney; 3-0 at NCAA Baton Rouge Regional; 2-0 at NCAA Baton Rouge Super Regional; 1-2 at NCAA College World Series  
**Lettermen Returning/Lost:** 17/15  
**Position Starters Returning/Lost:** 1/8  
**Pitchers Returning/Lost:** 12/5  
**Series Record:** LSU leads, 57-43-1  
**Last Meeting:** Florida, 2-1 at SEC Tourney on 5/23/15  
**Baseball Contact:** Bill Franques  
**E-Mail:** wfranqu@lsu.edu  
**Office Phone:** (225) 578-2527  
**Office Fax:** (225) 578-1861  
**Website:** www.lsusports.net



**KEY RETURNING POSITION PLAYERS**

| Name             | Pos. | Avg. | HR | RBI |
|------------------|------|------|----|-----|
| Jake Fraley      | OF   | .307 | 2  | 35  |
| Kramer Robertson | INF  | .232 | 0  | 5   |

**KEY RETURNING PITCHERS**

| Name             | W-L-SV | ERA  | IP    | BB | SO  |
|------------------|--------|------|-------|----|-----|
| Alex Lange, RHP  | 12-0-0 | 1.97 | 114.0 | 46 | 131 |
| Jared Poche, LHP | 9-2-0  | 3.05 | 109.1 | 25 | 72  |

## MIAMI (FL)

FEBRUARY 26-28

**ALEX RODRIGUEZ PARK AT MARK LIGHT FIELD (CORAL GABLES, FLA.)**

**Location:** Coral Gables, Fla.  
**Enrollment:** 15,629  
**Nickname:** Hurricanes  
**Colors:** Orange, Green and White  
**Conference:** Atlantic Coast (Coastal Division)  
**President:** Dr. Julio Frenk  
**Athletics Director:** Blake James  
**Stadium (Capacity):** Alex Rodriguez Park at Mark Light Field (4,999)  
**Dimensions:** LF-330, LC-365, CF-400, RC-365, RF-330  
**Press Box Phone:** (305) 284-8192  
**Head Coach:** Jim Morris (Elon, 1973)  
**Record at UM/Years:** 981-381-3/22  
**Career Record/Years:** 1,616-688-4/38  
**Baseball Office Phone:** (305) 284-4171  
**Assistant Coaches:** Gino DiMare, J.D. Arteaga, Norberto Lopez  
**2015 Overall Record:** 50-17  
**ACC Record (Finish):** 24-8 (1st in Coastal, 2nd overall)  
**Postseason:** 2-1 at ACC Tourney; 3-1 at NCAA Coral Gables Regional; 2-0 at NCAA Coral Gables Super Regional; 1-2 at NCAA College World Series  
**Lettermen Returning/Lost:** 18/11  
**Position Starters Returning/Lost:** 5/4  
**Pitchers Returning/Lost:** 8/6  
**Series Record:** Miami leads, 127-115-1  
**2015 Series:** Florida, 4-1 (4-3, 2-7, 2-1 in Gainesville; 15-3, 10-2 at NCAA College World Series)  
**Baseball Contact:** Camron Ghorbi  
**E-Mail:** c.ghorbi@miami.edu  
**Office Phone:** (305) 284-3230  
**Office Fax:** (305) 284-2807  
**Website:** www.hurricanesports.com



**KEY RETURNING POSITION PLAYERS**

| Name         | Pos. | Avg. | HR | RBI |
|--------------|------|------|----|-----|
| Willie Abreu | OF   | .288 | 6  | 47  |
| Zack Collins | C    | .302 | 15 | 70  |

**KEY RETURNING PITCHERS**

| Name                | W-L-SV | ERA  | IP    | BB | SO |
|---------------------|--------|------|-------|----|----|
| Bryan Garcia, RHP   | 6-2-10 | 2.50 | 39.2  | 20 | 38 |
| Thomas Woodrev, LHP | 7-2-0  | 2.88 | 103.0 | 24 | 62 |

## OLE MISS

POSSIBLE SEC TOURNAMENT OPPONENT

**Location:** Oxford, Miss.  
**Enrollment:** 23,838  
**Nickname:** Rebels  
**Colors:** Cardinal Red and Navy Blue  
**Conference:** Southeastern (Western Division)  
**Chancellor:** Jeffrey S. Vitter  
**Athletics Director:** Ross Bjork  
**Stadium (Capacity):** Oxford-University Stadium/Swayze Field (10,323)  
**Dimensions:** LF-330, LC-365, CF-390, RC-365, RF-330  
**Press Box Phone:** (662) 915-6643  
**Head Coach:** Mike Bianco (LSU, 1989)  
**Record at UM/Years:** 587-351-1/15  
**Career Record/Years:** 687-422-1/18  
**Baseball Office Phone:** (662) 915-6643  
**Assistant Coaches:** Mike Clement, Carl Lafferty, Marc MacMillan  
**2015 Overall Record:** 30-28  
**SEC Record (Finish):** 15-14 (4th in West, 6th overall)  
**Postseason:** 0-1 at SEC Tourney; 0-2 at NCAA Los Angeles Regional  
**Lettermen Returning/Lost:** 15/13  
**Position Starters Returning/Lost:** 6/3  
**Pitchers Returning/Lost:** 4/9  
**Series Record:** Florida leads, 49-47  
**2015 Series:** Ole Miss, 2-1 (1-4, 2-5, 8-4 in Oxford)  
**Baseball Contact:** Adam Kuffner  
**E-Mail:** kuffner@olemiss.edu  
**Office Phone:** (662) 915-7031  
**Office Fax:** (662) 915-7006  
**Website:** www.olemisssports.com



**KEY RETURNING POSITION PLAYERS**

| Name           | Pos. | Avg. | HR | RBI |
|----------------|------|------|----|-----|
| Colby Bortles  | INF  | .281 | 7  | 47  |
| Errol Robinson | INF  | .297 | 1  | 30  |

**KEY RETURNING PITCHERS**

| Name                | W-L-SV | ERA  | IP   | BB | SO |
|---------------------|--------|------|------|----|----|
| Brady Bramlett, RHP | 7-4-0  | 3.74 | 84.1 | 21 | 83 |
| Wyatt Short, LHP    | 4-1-10 | 1.38 | 39.0 | 12 | 44 |

## MISSISSIPPI STATE

APRIL 8-10

**McKETHAN STADIUM (GAINESVILLE, FLA.)**

**Location:** Starkville, Miss.  
**Enrollment:** 20,873  
**Nickname:** Bulldogs  
**Colors:** Maroon and White  
**Conference:** Southeastern (Western Division)  
**President:** Dr. Mark E. Keenum  
**Athletics Director:** Scott Stricklin  
**Stadium (Capacity):** Dudy Noble Field, Polk-DeMent Stadium (15,000)  
**Dimensions:** LF-330, LC-376, CF-390, RC-374, RF-326  
**Press Box Phone:** (662) 325-3776  
**Head Coach:** John Cohen (Mississippi State, 1990)  
**Record at MSU/Years:** 240-185/7  
**Career Record/Years:** 561-381-1/16  
**Baseball Office Phone:** (662) 325-3597  
**Assistant Coaches:** Wes Johnson, Nick Mingione  
**2015 Overall Record:** 24-30  
**SEC Record (Finish):** 8-22 (7th in West, 14th overall)  
**Postseason:** None  
**Lettermen Returning/Lost:** 17/11  
**Position Starters Returning/Lost:** 6/3  
**Pitchers Returning/Lost:** 10/9  
**Series Record:** Florida leads, 62-44  
**2015 Series:** Florida, 3-0 (6-3, 2-1, 10-5 in Starkville)  
**Baseball SID:** Kyle Niblett  
**E-Mail:** kniblett@athletics.msstate.edu  
**Office Phone:** (662) 325-8040  
**Fax:** (662) 325-2563  
**Website:** www.hailstate.com



**KEY RETURNING POSITION PLAYERS**

| Name         | Pos. | Avg. | HR | RBI |
|--------------|------|------|----|-----|
| Cody Brown   | OF   | .309 | 1  | 16  |
| Jacob Robson | OF   | .324 | 1  | 9   |

**KEY RETURNING PITCHERS**

| Name               | W-L-SV | ERA  | IP   | BB | SO |
|--------------------|--------|------|------|----|----|
| Zac Houston, RHP   | 0-2-1  | 3.66 | 32.0 | 24 | 41 |
| Austin Sexton, RHP | 4-4-0  | 3.77 | 76.1 | 24 | 61 |

# 2016 OPPONENTS

## MISSOURI MARCH 18-20

### McKETHAN STADIUM (GAINESVILLE, FLA.)

**Location:** Columbia, Mo.  
**Enrollment:** 35,441  
**Nickname:** Tigers  
**Colors:** Old Gold and Black  
**Conference:** Southeastern (Eastern Division)  
**Interim Chancellor:** Hank C. Foley  
**Athletics Director:** Mack Rhoades  
**Stadium (Capacity):** Taylor Stadium at Simmons Field (3,031)  
**Dimensions:** LF-340, LC-375, CF-400, RC-375, RF-340  
**Press Box Phone:** (573) 884-8912  
**Head Coach:** Tim Jamieson (New Orleans, 1984)  
**Record at MU/Years:** 672-535-2/21  
**Career Record/Years:** Same  
**Baseball Office Phone:** (573) 882-1917  
**Assistant Coaches:** Jerry Zulli, Hunter Mense, J.C. Field  
**2015 Overall Record:** 30-28  
**SEC Record (Finish):** 15-15 (3rd in East, 7th overall)  
**Postseason:** 1-2 at SEC Tourney  
**Lettermen Returning/Lost:** 17/12  
**Position Starters Returning/Lost:** 5/4  
**Pitchers Returning/Lost:** 10/8  
**Series Record:** Florida leads, 11-4  
**2015 Series:** Missouri, 2-1 (5-1, 1-10, 3-5 in Columbia)  
**Baseball Contact:** Shawn Davis  
**E-Mail:** davisshaw@missouri.edu  
**Office Phone:** (573) 882-0711  
**Office Fax:** (573) 882-4720  
**Website:** www.mutigers.com



#### KEY RETURNING POSITION PLAYERS

| Name        | Pos.  | Avg. | HR | RBI |
|-------------|-------|------|----|-----|
| Brett Bond  | C/INF | .294 | 5  | 25  |
| Ryan Howard | INF   | .308 | 5  | 39  |

#### KEY RETURNING PITCHERS

| Name                | W-L-SV | ERA  | IP    | BB | SO |
|---------------------|--------|------|-------|----|----|
| Tanner Houck, RHP   | 8-5-0  | 3.49 | 100.2 | 12 | 91 |
| Reggie McClain, RHP | 7-7-0  | 3.56 | 101.0 | 19 | 80 |

## NORTH FLORIDA

### MARCH 8 — HARMON STADIUM (JACKSONVILLE, FLA.)

### MARCH 9 — McKETHAN STADIUM (GAINESVILLE, FLA.)

**Location:** Jacksonville, Fla.  
**Enrollment:** 16,134  
**Nickname:** Ospreys  
**Colors:** Navy Blue and Gray  
**Conference:** Atlantic Sun  
**President:** John Delaney  
**Athletics Director:** Lee Moon  
**Stadium (Capacity):** Harmon Stadium (1,000)  
**Dimensions:** LF-325, LC-365, CF-400, RC-365, RF-325  
**Press Box Phone:** (904) 620-1557  
**Head Coach:** Smoke Laval (Jacksonville, 1977)  
**Record at UNF/Years:** 165-117/5  
**Career Record/Years:** 616-354-1/17  
**Baseball Office Phone:** (904) 620-1556  
**Assistant Coaches:** Judd Loveland, Andrew Hannon  
**2015 Overall Record:** 45-16  
**A-Sun Record (Finish):** 16-5 (1st)  
**Postseason:** 3-2 at A-Sun Tourney  
**Lettermen Returning/Lost:** 20/12  
**Position Starters Returning/Lost:** 5/4  
**Pitchers Returning/Lost:** 9/8  
**Series Record:** Florida leads, 8-6  
**Last Meeting:** Florida, 8-7 in Gainesville on 2/19/14  
**Baseball Contact:** Scott Fitzgerald  
**E-Mail:** s.fitzgerald@unf.edu  
**Office Phone:** (904) 620-4029  
**Office Fax:** (904) 620-2821  
**Website:** www.unfospreys.com



#### KEY RETURNING POSITION PLAYERS

| Name            | Pos. | Avg. | HR | RBI |
|-----------------|------|------|----|-----|
| Corbin Olmstead | INF  | .308 | 13 | 42  |
| Keith Skinner   | C    | .325 | 3  | 32  |

#### KEY RETURNING PITCHERS

| Name             | W-L-SV | ERA  | IP   | BB | SO |
|------------------|--------|------|------|----|----|
| Bryan Baker, RHP | 6-2-0  | 3.73 | 62.2 | 35 | 41 |
| Matt Naylor, RHP | 8-0-0  | 1.78 | 65.2 | 19 | 37 |

## SOUTH CAROLINA

### APRIL 29-MAY 1 CAROLINA STADIUM (COLUMBIA, S.C.)

**Location:** Columbia, S.C.  
**Enrollment:** 32,972  
**Nickname:** Gamecocks  
**Colors:** Garnet and Black  
**Conference:** Southeastern (Eastern Division)  
**President:** Dr. Harris Pastides  
**Athletics Director:** Ray Tanner  
**Stadium (Capacity):** Founders Park (8,242)  
**Dimensions:** LF-325, LC-375, CF-400, RC-375, RF-325  
**Press Box Phone:** (803) 777-6648  
**Head Coach:** Chad Holbrook (North Carolina, 1994)  
**Record at USC/Years:** 119-63/3  
**Career Record/Years:** Same  
**Baseball Office Phone:** (803) 777-7830  
**Assistant Coaches:** Jerry Meyers, Sammy Esposito, Brian Buscher  
**2015 Overall Record:** 32-25  
**SEC Record (Finish):** 13-17 (5th in East, Tied for 9th overall)  
**Postseason:** 0-1 at SEC Tourney  
**Lettermen Returning/Lost:** 23/12  
**Position Starters Returning/Lost:** 5/4  
**Pitchers Returning/Lost:** 13/3  
**Series Record:** South Carolina leads, 43-41  
**2015 Series:** Florida, 3-0 (14-3, 12-5, 12-2 in Gainesville)  
**Baseball Contact:** Andrew Kitick  
**E-Mail:** kitick@mailbox.sc.edu  
**Office Phone:** (803) 777-5257  
**Office Fax:** (803) 777-2967  
**Website:** www.gamecocksonline.com



#### KEY RETURNING POSITION PLAYERS

| Name         | Pos. | Avg. | HR | RBI |
|--------------|------|------|----|-----|
| Gene Cone    | OF   | .257 | 2  | 12  |
| Alex Destino | INF  | .251 | 6  | 35  |

#### KEY RETURNING PITCHERS

| Name             | W-L-SV | ERA  | IP   | BB | SO |
|------------------|--------|------|------|----|----|
| Vince Fiori, LHP | 3-1-2  | 4.02 | 31.1 | 21 | 32 |
| Reed Scott, RHP  | 2-3-2  | 3.20 | 50.2 | 19 | 35 |

## USF MAY 10

### McKETHAN STADIUM (GAINESVILLE, FLA.)

**Location:** Tampa, Fla.  
**Enrollment:** 47,646  
**Nickname:** Bulls  
**Colors:** Green and Gold  
**Conference:** American Athletic  
**President:** Dr. Judy Genshaft  
**Athletics Director:** Mark Harlan  
**Stadium (Capacity):** USF Baseball Stadium (3,211)  
**Dimensions:** LF-325, CF-400, RF-330  
**Press Box Phone:** (813) 751-4044  
**Head Coach:** Mark Kingston (North Carolina, 1995)  
**Record at USF/Years:** 34-26-1/1  
**Career Record/Years:** 207-128-1/6  
**Baseball Office Phone:** (813) 974-2504  
**Assistant Coaches:** Mike Current, Billy Mohl, Chris Cates  
**2015 Overall Record:** 34-26-1  
**AAC Record (Finish):** 13-11 (Tied for 3rd)  
**Postseason:** 1-2 at AAC Tourney; 1-2 at NCAA Gainesville Regional  
**Lettermen Returning/Lost:** 14/17  
**Position Starters Returning/Lost:** 6/3  
**Pitchers Returning/Lost:** 6/10  
**Series Record:** Florida leads, 58-24  
**2015 Series:** Florida, 3-0 (13-3 in Tampa, 5-1 in Gainesville, 8-2 at NCAA Gainesville Regional)  
**Baseball Contact:** Mike Radomski  
**E-Mail:** mradomski@usf.edu  
**Office Phone:** (813) 974-7009  
**Office Fax:** (813) 974-5328  
**Website:** www.gousfbulls.com



#### KEY RETURNING POSITION PLAYERS

| Name          | Pos.   | Avg. | HR | RBI |
|---------------|--------|------|----|-----|
| Levi Borders  | C      | .291 | 9  | 45  |
| Kevin Merrell | INF/OF | .346 | 0  | 22  |

#### KEY RETURNING PITCHERS

| Name               | W-L-SV | ERA  | IP   | BB | SO |
|--------------------|--------|------|------|----|----|
| Joe Cavallaro, RHP | 3-2-0  | 4.12 | 54.2 | 29 | 41 |
| Ryan Valdes, RHP   | 5-4-0  | 3.47 | 83.0 | 39 | 73 |

## TENNESSEE

### MAY 6-8 LINDSEY NELSON STADIUM (KNOXVILLE, TENN.)

**Location:** Knoxville, Tenn.  
**Enrollment:** 27,845  
**Nickname:** Volunteers  
**Colors:** Orange and White  
**Conference:** Southeastern (Eastern Division)  
**President:** Dr. Joe DiPietro  
**Athletics Director:** Dave Hart  
**Stadium (Capacity):** Lindsey Nelson Stadium (4,283)  
**Dimensions:** LF-320, CF-390, RF-320  
**Press Box Phone:** (865) 974-3376  
**Head Coach:** Dave Serrano (Trinity College and University, 2003)  
**Record at UT/Years:** 101-110/4  
**Career Record/Years:** 390-249-1/11  
**Baseball Office Phone:** (865) 974-2057  
**Assistant Coaches:** Larry Simcox, Aric Thomas, Chip Dill  
**2015 Overall Record:** 24-26  
**SEC Record (Finish):** 11-18 (6th in East, 12th overall)  
**Postseason:** 0-1 at SEC Tourney  
**Lettermen Returning/Lost:** 20/11  
**Position Starters Returning/Lost:** 6/3  
**Pitchers Returning/Lost:** 11/5  
**Series Record:** Florida leads, 147-81  
**2015 Series:** Florida, 2-1 (3-6, 8-3, 9-4 in Gainesville)  
**Baseball Contact:** MJ Burns  
**E-Mail:** mjburns@utk.edu  
**Office Phone:** (865) 974-8876  
**Office Fax:** (865) 974-8875  
**Website:** www.utsports.com



#### KEY RETURNING POSITION PLAYERS

| Name            | Pos. | Avg. | HR | RBI |
|-----------------|------|------|----|-----|
| Vincent Jackson | OF   | .321 | 0  | 7   |
| Nick Senzel     | INF  | .325 | 4  | 28  |

#### KEY RETURNING PITCHERS

| Name              | W-L-SV | ERA  | IP   | BB | SO |
|-------------------|--------|------|------|----|----|
| Andy Cox, LHP     | 3-3-3  | 3.36 | 67.0 | 35 | 63 |
| Kyle Serrano, RHP | 5-4-0  | 4.47 | 54.1 | 24 | 47 |

## TEXAS A&M

### APRIL 1-3 McKETHAN STADIUM (GAINESVILLE, FLA.)

**Location:** College Station, Texas  
**Enrollment:** 62,185  
**Nickname:** Aggies  
**Colors:** Maroon and White  
**Conference:** Southeastern (Western Division)  
**President:** Michael K. Young  
**Director of Athletics:** Eric Hyman  
**Stadium (Capacity):** Olsen Field at Blue Bell Park (6,100)  
**Dimensions:** LF-330, LC-375, CF-400, RC-375, RF-330  
**Press Box Phone:** (979) 458-3604  
**Head Coach:** Rob Childress (Northwood, 1990)  
**Record at TAMU/Years:** 409-222-2/11  
**Career Record/Years:** Same  
**Baseball Office Phone:** (979) 845-4810  
**Assistant Coaches:** Justin Seely, Will Bolt, Jake Carlson  
**2015 Overall Record:** 50-14  
**SEC Record (Finish):** 18-10 (2nd in West; 3rd overall)  
**Postseason:** 2-1 at SEC Tourney; 4-1 at NCAA College Station Regional; 1-2 at NCAA Fort Worth Super Regional  
**Lettermen Returning/Lost:** 18/10  
**Position Starters Returning/Lost:** 6/3  
**Pitchers Returning/Lost:** 10/4  
**Series Record:** Texas A&M leads, 9-2  
**Last Meeting:** Texas A&M, 4-3 (11) in College Station) on 3/23/14  
**Baseball Contact:** Thomas Dick  
**E-Mail:** tdick@athletics.tamu.edu  
**Office Phone:** (979) 862-5486  
**Office Fax:** (979) 845-6825  
**Website:** www.aggieathletics.com



#### KEY RETURNING POSITION PLAYERS

| Name          | Pos. | Avg. | HR | RBI |
|---------------|------|------|----|-----|
| Nick Banks    | OF   | .364 | 8  | 48  |
| Hunter Melton | INF  | .300 | 8  | 37  |

#### KEY RETURNING PITCHERS

| Name               | W-L-SV | ERA  | IP   | BB | SO |
|--------------------|--------|------|------|----|----|
| Kyle Simonds, RHP  | 3-2-2  | 2.39 | 52.2 | 18 | 32 |
| Andrew Vinson, RHP | 5-2-5  | 2.12 | 63.2 | 14 | 64 |

# 2016 OPPONENTS

## VANDERBILT

MAY 13-15

McKETHAN STADIUM (GAINESVILLE, FLA.)

Location: Nashville, Tenn.

Enrollment: 6,767

Nickname: Commodores

Colors: Black and Gold

Conference: Southeastern (Eastern Division)

Chancellor: Nicholas S. Zeppos

Director of Sports Operation: Kevin Colon

Stadium (Capacity): Charles Hawkins Field (3,626)

Dimensions: LF-310, LC-375, CF-400, RC-375, RF-330

Press Box Phone: (615) 320-0436

Head Coach: Tim Corbin (Ohio Wesleyan, 1984)

Record at VU/Years: 567-271/13

Career Record/Years: 673-409/18

Baseball Office Phone: (615) 322-6594

Assistant Coaches: Travis Jewett, Scott Brown, Blake Allen

2015 Overall Record: 51-21

SEC Record (Finish): 20-10 (1st in East, 2nd overall)

Postseason: 3-2 at SEC Tourney; 3-0 at NCAA Nashville Regional; 2-0 NCAA

Champaign Super Regional; 4-2 at NCAA College World Series (Runner-up)

Lettermen Returning/Lost: 23/10

Position Starters Returning/Lost: 6/3

Pitchers Returning/Lost: 10/5

Series Record: Florida leads, 133-70-1

2015 Series: Florida, 3-1 (0-2, 7-3, 9-7 (10) in Nashville; 7-3 at SEC Tourney)

Baseball Contact: Kyle Parkinson

E-Mail: kyle.parkinson@vanderbilt.edu

Office Phone: (615) 343-0020

Office Fax: (615) 343-7064

Website: www.vucocommodores.com



### KEY RETURNING POSITION PLAYERS

| Name           | Pos. | Avg. | HR | RBI |
|----------------|------|------|----|-----|
| Bryan Reynolds | OF   | .335 | 5  | 49  |
| Will Toffey    | INF  | .294 | 4  | 49  |

### KEY RETURNING PITCHERS

| Name             | W-L-SV | ERA  | IP   | BB | SO |
|------------------|--------|------|------|----|----|
| Ben Bowden, LHP  | 6-1-2  | 2.89 | 37.1 | 14 | 49 |
| Kyle Wright, RHP | 6-1-4  | 1.23 | 58.2 | 23 | 62 |

# GATOR BASEBALL OPPONENT CONTACT DIRECTORY

| School                                   | Contact           | Web Site                   | Phone          | Fax      | E-Mail                         |
|--|-------------------|----------------------------|----------------|----------|--------------------------------|
| <b>NON-CONFERENCE OPPONENTS</b>          |                   |                            |                |          |                                |
| Bethune-Cookman                          | Bryan J. Harvey   | www.bcuathletics.com       | (386) 481-2278 | 481-2238 | harveyb@cookman.edu            |
| UCF                                      | Nate Blythe       | www.ucfathletics.com       | (407) 823-6489 | 823-5266 | nblythe@athletics.ucf.edu      |
| Dartmouth                                | Rick Bender       | www.dartmouthsports.com    | (603) 646-1030 | 646-3348 | rick.bender@dartmouth.edu      |
| Eastern Michigan                         | Dan Whitaker      | www.emueagles.com          | (734) 487-0317 | 485-3840 | dwhitak4@emich.edu             |
| Florida Atlantic                         | Brandon Goodwin   | www.fausports.com          | (561) 756-0653 | 297-3963 | goodwinb@fau.edu               |
| Florida Gulf Coast                       | George Nunnelley  | www.fgcuathletics.com      | (239) 590-7064 | 590-7014 | gnunnelley@fgcu.edu            |
| Florida State                            | Jon Cole          | www.seminoles.com          | (850) 644-5656 | 644-3820 | jjcole@fsu.edu                 |
| Harvard                                  | Zach Reynolds     | www.gocrimson.com          | (617) 495-2206 | 495-2130 | zreynolds@fas.harvard.edu      |
| Jacksonville                             | Nolan Alexander   | www.judolphins.com         | (904) 256-7444 | 256-7971 | nallexan2@ju.edu               |
| Miami (FL)                               | Camron Ghorbi     | www.hurricanesports.com    | (305) 284-3230 | 284-2807 | c.ghorbi@miami.edu             |
| UNF                                      | Scott Fitzgerald  | www.unfospreys.com         | (904) 620-4029 | 620-2836 | s.fitzgerald@unf.edu           |
| USF                                      | Mike Radomski     | www.gousfbulls.com         | (813) 974-7099 | 974-5328 | mradomski@usf.edu              |
| <b>SOUTHEASTERN CONFERENCE OPPONENTS</b> |                   |                            |                |          |                                |
| Alabama                                  | Alex Thompson     | www.rolltide.com           | (205) 348-6084 | 348-8841 | athompson@ia.ua.edu            |
| Arkansas                                 | TBA               | www.arkansasrazorbacks.com | (479) 575-3144 | 575-7481 | TBA                            |
| Auburn                                   | Taylor Bryan      | www.auburntigers.com       | (334) 844-9182 | 844-9807 | taylor.bryan@auburn.edu        |
| Georgia                                  | Christopher Lakos | www.georgiadogs.com        | (706) 542-1621 | 542-9339 | clakos@sports.uga.edu          |
| Kentucky                                 | Brent Ingram      | www.ukathletics.com        | (859) 257-3838 | 323-4310 | brent.ingram@uky.edu           |
| LSU                                      | Bill Franques     | www.lsusports.net          | (225) 578-8226 | 578-1861 | wfranqu@lsu.edu                |
| Ole Miss                                 | Adam Kuffner      | www.olemisssports.com      | (662) 915-7522 | 915-7006 | kuffner@olemiss.edu            |
| Mississippi State                        | Kyle Niblett      | www.hailstate.com          | (662) 325-8040 | 325-3600 | kniblett@athletics.msstate.edu |
| Missouri                                 | Shawn Davis       | www.mutigers.com           | (573) 268-3110 | 884-4720 | davishaw@missouri.edu          |
| South Carolina                           | Andrew Kitick     | www.gamecocksonline.com    | (803) 777-5257 | 777-2967 | kitick@mailbox.sc.edu          |
| Tennessee                                | MJ Burns          | www.utsports.com           | (865) 974-8876 | 974-8875 | mjburns@utk.edu                |
| Texas A&M                                | Thomas Dick       | www.aggieathletics.com     | (979) 845-5725 | 845-6825 | tdick@athletics.tamu.edu       |
| Vanderbilt                               | Kyle Parkinson    | www.vucocommodores.com     | (615) 343-0020 | 343-7064 | kyle.parkinson@vanderbilt.edu  |
| SEC Office                               | Ben Beaty         | www.secsports.com          | (205) 458-3000 | 458-3030 | bbeaty@sec.org                 |

# UNIVERSITY OF FLORIDA COMMUNICATIONS OFFICE

## COMMUNICATIONS SPORT CONTACT LIST

**General Communications Phone:** (352) 375-4683, ext. 6100 • **Communications Fax:** (352) 375-4809

| Sport                   | Contact           | Ext.         | E-mail                      |
|-------------------------|-------------------|--------------|-----------------------------|
| <b>Baseball</b>         | <b>John Hines</b> | <b>x6130</b> | <b>Johnh@gators.ufl.edu</b> |
| Basketball (M)          | Denver Parler     | x6135        | Denverp@gators.ufl.edu      |
| Basketball (W)          | Kathy Cafazzo     | x6133        | Kathyc@gators.ufl.edu       |
| Cross Country (M&W)     | Zach Dirlam       | x6175        | Zachd@gators.ufl.edu        |
| Football                | Steve McClain     | x6115        | Stevem@gators.ufl.edu       |
| Football                | Daniel Apple      | x6199        | Daniela@gators.ufl.edu      |
| Football                | Will Pantages     | x6120        | Willp@gators.ufl.edu        |
| Golf (M)                | Emily Padgett     | x6100        | Emilyp@gators.ufl.edu       |
| Golf (W)                | Brianne Wigley    | x6100        | Briannew@gators.ufl.edu     |
| Gymnastics              | Mary Howard       | x6110        | Maryh@gators.ufl.edu        |
| Lacrosse                | Kelly Sobers      | x6128        | Kellyr@gators.ufl.edu       |
| Soccer                  | Mary Howard       | x6110        | Maryh@gators.ufl.edu        |
| Softball                | Will Pantages     | x6125        | Willp@gators.ufl.edu        |
| Swimming & Diving (M&W) | Ben Schmitz       | x6125        | Bens@gators.ufl.edu         |
| Tennis (M&W)            | Grace Duggan      | x6121        | Graced@gators.ufl.edu       |
| Track & Field (M&W)     | Zach Dirlam       | x6175        | Zachd@gators.ufl.edu        |
| Volleyball              | Kelly Sobers      | x6128        | Kellyr@gators.ufl.edu       |
| Historian               | Norm Carlson      | x6126        | Normc@gators.ufl.edu        |
| Senior Writer           | Scott Carter      | x6134        | Scottc@gators.ufl.edu       |
| Photographer            | Tim Casey         | x6131        | Timc@gators.ufl.edu         |
| Social Media Manager    | Bruce Floyd       | x6119        | Brucef@gators.ufl.edu       |
| Senior Writer           | Chris Harry       | x6117        | Chrish@gators.ufl.edu       |
| Coordinator             | Jennifer Wagner   | x6123        | Jenniferw@gators.ufl.edu    |
| Program Coordinator     | Dustin Ciraco     | x6100        | Dustinc@gators.ufl.edu      |

**Baseball Primary Contact:** John Hines  
**Hines' Cell Phone:** (352) 317-7386  
**Baseball Press Box:** (352) 375-4683, ext. 4355, 4356  
**Twitter:** @GatorsBB

**Mailing Address:**  
 University Athletic Association  
 P.O. Box 14485  
 Gainesville, FL 32604

**Gator Athletics Website:**  
 FloridaGators.com

**Twitter:**  
 @GatorsBB  
 @FloridaGators  
 @GatorsScott  
 @GatorsChris

**Overnight Address:**  
 Ben Hill Griffin Stadium  
 Central Receiving  
 121 Gale Lemerand Drive  
 Gainesville, FL 32611

**Facebook:**  
 FloridaGators

The Communications Office is located on the third floor of Ben Hill Griffin Stadium, along Gale Lemerand Drive directly across from the Stephen C. O'Connell Center. Enter the stairwell to the left of Gate 1 of Ben Hill Griffin Stadium.


## FLORIDA COMMUNICATIONS STAFF



**DANIEL APPLE**  
Football



**KATHY CAFAZZO**  
Women's Basketball



**ZACH DIRLAM**  
Cross Country & Track & Field



**GRACE DUGGAN**  
Men's & Women's Tennis



**JOHN HINES**  
Baseball



**MARY HOWARD**  
Gymnastics & Soccer



**STEVE McCLAIN**  
Football



**EMILY PADGETT**  
Men's Golf



**WILL PANTAGES**  
Football & Softball



**DENVER PARLER**  
Men's Basketball



**BEN SCHMITZ**  
Swimming & Diving



**KELLY SOBERS**  
Track & Field & Volleyball



**BRIANNE WIGLEY**  
Women's Golf




**NORM CARLSON**  
Historian



**SCOTT CARTER**  
FloridaGators.com  
Senior Writer



**TIM CASEY**  
Photographer



**DUSTIN CIRACO**  
Program Coordinator




**BRUCE FLOYD**  
Social Media Manager



**CHRIS HARRY**  
FloridaGators.com  
Senior Writer



**JENNIFER WAGNER**  
Coordinator



**2016 GATOR BASEBALL**  
THE SOUTHEASTERN CONFERENCE

# THE SOUTHEASTERN CONFERENCE

## "THE STANDARD FOR EXCELLENCE"

The Southeastern Conference, with its storied 82-year history of athletic achievements and academic excellence, has built perhaps the greatest tradition of intercollegiate competition of any league in the country since its inception in 1933.

The 2014-15 academic year was another season to remember for the SEC, as conference teams captured six national titles and five national runner-up finishes. The SEC has won consecutive national championships in equestrian (South Carolina), men's golf (LSU), gymnastics (Florida) and softball (Florida). Since 2000, the SEC has won 101 team national championships for an average of more than six per year.

The SEC finished in the top-two in 11 of its 21 sponsored sports and in the top five in 20 of the 21 sports. Twelve SEC teams participated in football postseason bowls, with Alabama participating in the inaugural College Football Playoff. Five men's basketball teams and seven women's basketball teams were invited to the NCAA Tournament. Seven SEC teams advanced to postseason play in baseball, with Arkansas, Florida, LSU and Vanderbilt advancing to the College World Series. With 178 teams advancing to NCAA postseason competition, the SEC continued to solidify its place as the nation's premier conference.

In addition to the six team championships, 53 SEC student-athletes garnered individual national championships, while 543 individuals were awarded with First-Team All-America Honors. Student-athletes around the league continued to excel in the classroom as well, with more than 3,300 student-athletes earning recognition on the SEC Academic Honor Roll.

All 14 SEC institutions placed in the top 66 of the NACDA Director's Cup rankings and half of the league finished in the Top 25. Florida led the league with a fourth-place finish, Georgia placed 14th, while LSU was 15th, Arkansas finished 16th, Texas A&M 17th, Kentucky 22nd and Alabama 25th.

## BASEBALL IN THE SEC

An SEC squad has now appeared in the College World Series 30 of the last 31 years, including four teams (Arkansas, Florida, LSU and Vanderbilt) in 2015. Seven SEC teams were selected for NCAA Regional play, with five advancing to NCAA Super Regionals.

The SEC has sent 54 teams to the College World Series since 1990. That was accomplished despite no SEC teams making the field in 1992. LSU has now been to Omaha 14 times, Florida nine times, South Carolina six times, Georgia and Mississippi State five times, Arkansas four times, while Alabama, Tennessee and Vanderbilt have been three times each. Auburn has been twice.

SEC teams have won 10 of the last 25 national championships, with LSU winning six (1991, 1993, 1996, 1997, 2000, 2009), South Carolina winning two (2010, 2011), Vanderbilt taking home the title in 2014 and Georgia claiming the 1990 title. The SEC has finished runner-up nine times in that span, 1997, 2002, 2005, 2008, 2011, 2012, 2013, 2014 and 2015.

The SEC has averaged more than eight games played per year in the College World Series since 1990. In 2015, an SEC team played in each of the 16 games of the CWS. In 2004, 12 of the 15 games played in Omaha involved a SEC team. In 1997, the SEC had a team in 13 of the 14 games played in the CWS. Since 1990, an SEC team has played in 185 of the 376 games in the College World Series, an amazing 49 percent of games.

## SEC QUICK FACTS

**Founded:** 1933

**Members (14):** Alabama, Arkansas, Auburn, Florida, Georgia, Kentucky, LSU, Ole Miss, Mississippi State, Missouri, South Carolina, Tennessee, Texas A&M, Vanderbilt

**Address:** 2201 Richard Arrington Blvd. North  
Birmingham, AL 35203

**Baseball Contact:** Ben Beaty

**E-Mail Address:** bbeaty@sec.org

**Phone Number:** (205) 458-3010

**Ticket Office:** (205) 458-3015

**Fax:** (205) 458-3030

**Website:** www.SECsports.com

The SEC has played 55 games in the "Final Four" of the College World Series since 1990, an average of over three per year. Only five times, 1992, 1994, 2003, 2006 and 2007, has the SEC failed to get a team to the "Final Four" of the CWS.

The SEC Baseball Tournament drew more than 130,000 fans in 2015, better than 7,000 per game. The event has become the Birmingham metro's highest attended sporting event annually, second in the state only to NASCAR races at Talladega. Birmingham Magazine recently named it the top sporting event annually in the Birmingham area. The entire SEC Baseball Tournament was broadcast live on national television for the first time in the history of the event.

## SECOND TO NONE

- SEC teams comprised half of the teams in the 2015 College World Series (Arkansas, Florida, LSU and Vanderbilt). The Commodores finished as the NCAA runner-up, giving the SEC a team in the CWS Championship Series for the eighth-consecutive year.
- Just 10 programs nationally have advanced to at least three of the last seven College World Series. Five of those programs are from the SEC - Arkansas, Florida, LSU, South Carolina and Vanderbilt.
- At the conclusion of the season, the top-five spots on the national average attendance charts were SEC teams, with each of those five programs averaging better than 7,300 fans per game.
- The SEC had seven players selected in the first round of the 2015 Major League Baseball Draft, including Florida shortstop Richie Martin at No. 20 overall to the Oakland Athletics. Those seven picks represented five different schools. The SEC has now had a first-round MLB selection each year since 1991 and 105 total in the first round during that time.
- Former Arkansas outfielder Andrew Benintendi was named the 2014-15 Roy F. Kramer SEC Male Athlete of the Year by a vote of the league's athletics directors.
- Benintendi won USA Baseball's Golden Spikes Award. Each of the four finalists for the award were SEC Baseball Players - Benintendi, Alex Bregman, a shortstop from LSU, Carson Fulmer, a right-handed pitcher from Vanderbilt, and Dansby Swanson, a shortstop from Vanderbilt.
- Florida catcher/designated hitter JJ Schwarz and LSU right-hander Alex Lange were named the 2015 National Collegiate Baseball Writers Association National Freshman Hitter and Pitcher of the Year recipients, giving SEC student-athletes a sweep of the National Freshman of the Year awards.
- Mississippi State's Seth Heck and Auburn's Cole Lipscomb were named to the 2015 Capital One Academic All-America Division I Baseball Team. Heck was the 2015 SEC Scholar-Athlete of the Year.

# 2016 SEC BASEBALL COMPOSITE SCHEDULE

## FEBRUARY 19 (FRIDAY)

Maryland at Alabama  
 Central Michigan at Arkansas  
 Sacramento State at Auburn  
**Florida Gulf Coast at Florida**  
 Georgia Southern at Georgia  
 Kentucky at Wofford  
 Cincinnati at LSU  
 FIU at Ole Miss  
 Florida Atlantic at Mississippi State  
 Missouri vs. Seton Hall (Fort Myers, Fla.)  
 Albany at South Carolina  
 Tennessee vs. Memphis (Chattanooga, Tenn.)  
 Hofstra at Texas A&M  
 San Diego at Vanderbilt

## FEBRUARY 20 (SATURDAY)

Maryland at Alabama  
 Central Michigan at Arkansas  
 Sacramento State at Auburn  
**Florida Gulf Coast at Florida**  
 Georgia Southern at Georgia  
 Kentucky vs. George Mason (Spartanburg, S.C.)  
 Cincinnati at LSU  
 FIU at Ole Miss  
 South Dakota State at Mississippi State  
 Florida Atlantic at Mississippi State  
 Missouri vs. Seton Hall [DH-1] (Fort Myers, Fla.)  
 Missouri vs. Seton Hall [DH-2] (Fort Myers, Fla.)  
 Albany at South Carolina  
 Tennessee vs. Memphis (Chattanooga, Tenn.)  
 Hofstra at Texas A&M  
 San Diego at Vanderbilt

## FEBRUARY 21 (SUNDAY)

Maryland at Alabama  
 Central Michigan at Arkansas  
 Sacramento State at Auburn  
**Florida Gulf Coast at Florida**  
 Georgia Southern at Georgia  
 Kentucky vs. Dayton (Spartanburg, S.C.)  
 Cincinnati at LSU  
 FIU at Ole Miss  
 South Dakota State at Mississippi State  
 Missouri vs. Seton Hall (Fort Myers, Fla.)  
 Albany at South Carolina  
 Tennessee vs. Memphis (Chattanooga, Tenn.)  
 Hofstra at Texas A&M  
 San Diego at Vanderbilt

## FEBRUARY 23 (TUESDAY)

Mississippi Valley State at Arkansas  
 Kennesaw State at Auburn  
**Eastern Michigan at Florida**  
 Georgia at Mercer  
 Arkansas State at Ole Miss  
 Memphis at Mississippi State  
 Appalachian State at South Carolina  
 Stephen F. Austin at Texas A&M  
 UT-Martin at Vanderbilt

## FEBRUARY 24 (WEDNESDAY)

Nicholls State at Alabama  
 Mississippi Valley State at Arkansas  
 Florida A&M at Auburn  
**Florida vs. Eastern Michigan (Lakeland, Fla.)**  
 LSU at Lamar  
 Missouri at FIU  
 Winthrop at South Carolina  
 Prairie View A&M at Texas A&M  
 Eastern Illinois at Vanderbilt

## FEBRUARY 26 (FRIDAY)

North Dakota at Alabama  
 Arkansas vs. Rice (Houston, Texas)  
 Southern at Auburn  
**Florida at Miami (FL)**  
 South Alabama at Georgia  
 Kentucky vs. UC Santa Barbara (San Diego, Calif.)  
 Sacramento State at LSU  
 Louisville at Ole Miss  
 UMass-Lowell at Mississippi State  
 Missouri vs. Hofstra (Fort Myers, Fla.)  
 Penn State at South Carolina  
 Tennessee at Grand Canyon  
 Texas A&M at Pepperdine  
 Illinois-Chicago at Vanderbilt

## FEBRUARY 27 (SATURDAY)

North Dakota at Alabama  
 Arkansas vs. Houston (Houston, Texas)  
 Southern at Auburn  
**Florida at Miami (FL)**  
 Cincinnati at Georgia  
 Kentucky at Tony Gwynn Classic (San Diego, Calif.)  
 Sacramento State at LSU  
 Louisville at Ole Miss  
 Nicholls State at Mississippi State  
 UMass-Lowell at Mississippi State  
 Missouri vs. Hofstra [DH-1] (Fort Myers, Fla.)  
 Missouri vs. Hofstra [DH-2] (Fort Myers, Fla.)  
 Penn State at South Carolina  
 Tennessee vs. Saint Mary's (Phoenix, Ariz.)  
 Texas A&M at Pepperdine  
 Illinois-Chicago at Vanderbilt

## FEBRUARY 28 (SUNDAY)

North Dakota at Alabama  
 Arkansas vs. Texas Tech  
 Southern at Auburn  
**Florida at Miami (FL)**  
 Western Kentucky at Georgia  
 Kentucky at Tony Gwynn Classic (San Diego, Calif.)  
 Sacramento State at LSU  
 Louisville at Ole Miss  
 Nicholls State at Mississippi State  
 Missouri vs. Hofstra (Fort Myers, Fla.)  
 Penn State at South Carolina  
 Tennessee vs. Central Michigan (Phoenix, Ariz.)  
 Texas A&M at Pepperdine  
 Illinois-Chicago at Vanderbilt

## MARCH 1 (TUESDAY)

Alabama at Troy  
 Alabama A&M at Auburn  
**Florida at UCF**  
 Charleston Southern at Georgia  
 Alcorn State at Mississippi State  
 South Carolina at The Citadel  
 Houston Baptist at Texas A&M  
 Tennessee Tech at Vanderbilt

## MARCH 2 (WEDNESDAY)

Louisiana Tech at Arkansas  
 Alabama A&M at Auburn  
**UCF at Florida**  
 Charleston Southern at Georgia  
 LSU at Nicholls  
 Memphis at Ole Miss  
 Arkansas-Pine Bluff at Mississippi  
 Cincinnati at Tennessee

## MARCH 4 (FRIDAY)

Alabama vs. Notre Dame (Cary, N.C.)  
 Eastern Illinois at Arkansas  
 Auburn vs. Troy (Pensacola, Fla.)  
**Dartmouth at Florida**  
 Wright State at Georgia  
 Buffalo at Kentucky  
 Fordham at LSU  
 Ole Miss vs. Ball State (Conway, S.C.)  
 Mississippi State at UCLA  
 Illinois-Chicago at Missouri  
 Clemson at South Carolina  
 Tennessee vs. Maryland (Greenville, N.C.)  
 Yale at Texas A&M  
 Vanderbilt at Stanford

## MARCH 5 (SATURDAY)

Alabama vs. Niagara (Cary, N.C.)  
 Alabama vs. NC State (Cary, N.C.)  
 Eastern Illinois at Arkansas  
 Auburn vs. Michigan State (Pensacola, Fla.)  
**Dartmouth at Florida**  
 Wright State at Georgia  
 Buffalo at Kentucky  
 Fordham at LSU [DH-1]  
 Fordham at LSU [DH-2]  
 Ole Miss at Coastal Carolina  
 Mississippi State at Southern California  
 Illinois-Chicago at Missouri [DH-1]  
 Illinois-Chicago at Missouri [DH-2]  
 South Carolina vs. Clemson (Greenville, S.C.)  
 Tennessee at East Carolina  
 Yale at Texas A&M  
 Vanderbilt at Stanford

## MARCH 6 (SUNDAY)

Alabama vs. Brown (Cary, N.C.)  
 Eastern Illinois at Arkansas  
 Auburn vs. Southern Miss (Pensacola, Fla.)  
**Dartmouth at Florida**  
 Wright State at Georgia  
 Buffalo at Kentucky  
 Ole Miss vs. Cincinnati (Conway, S.C.)  
 Mississippi State vs. Oklahoma (Los Angeles, Calif.)  
 Illinois-Chicago at Missouri  
 South Carolina at Clemson  
 Tennessee vs. Southeastern Louisiana (Greenville, N.C.)  
 Yale at Texas A&M  
 Vanderbilt at Stanford

## MARCH 8 (TUESDAY)

Gonzaga at Arkansas  
 Georgia Tech at Auburn  
**Florida at UNF**  
 Georgia vs. Charlotte (Charlotte, N.C.)  
 Cincinnati at Kentucky  
 Louisiana Tech at LSU  
 Southeast Missouri at Ole Miss  
 South Alabama at Mississippi State  
 Alabama A&M at Missouri  
 Wofford at South Carolina  
 Western Kentucky at Tennessee  
 Northwestern State at Texas A&M  
 Radford at Vanderbilt

## MARCH 9 (WEDNESDAY)

Gonzaga at Arkansas  
**UNF at Florida**  
 Georgia at Charlotte  
 Murray State at Kentucky  
 McNeese State at LSU  
 Southeast Missouri at Ole Miss  
 Alabama A&M at Missouri  
 Furman at South Carolina  
 Tennessee at ETSU  
 Northwestern State at Texas A&M  
 Radford at Vanderbilt

## MARCH 10 (THURSDAY)

Oregon at Alabama

## MARCH 11 (FRIDAY)

Houston at Alabama  
 Western Illinois at Arkansas  
 Oral Roberts at Auburn  
**Harvard at Florida**  
 Lipscomb at Georgia  
 USC Upstate at Kentucky  
 Ball State at LSU  
 Grambling State at Ole Miss  
 Oregon at Mississippi State  
 Youngstown State at Missouri  
 Charleston Southern at South Carolina  
 UC Irvine at Tennessee  
 Fresno State at Texas A&M  
 Xavier at Vanderbilt

# 2016 SEC BASEBALL COMPOSITE SCHEDULE

## MARCH 12 (SATURDAY)

Houston at Alabama  
 Western Illinois at Arkansas  
 Oral Roberts at Auburn  
**Harvard at Florida**  
 Lipscomb at Georgia  
 USC Upstate at Kentucky  
 Ball State at LSU  
 Grambling State at Ole Miss  
 Oregon at Mississippi State  
 Youngstown State at Missouri  
 Charleston Southern at South Carolina  
 UC Irvine at Tennessee  
 Fresno State at Texas A&M  
 Xavier at Vanderbilt

## MARCH 13 (SUNDAY)

Houston at Alabama  
 Western Illinois at Arkansas  
 Oral Roberts at Auburn  
**Harvard at Florida**  
 Lipscomb at Georgia  
 USC Upstate at Kentucky  
 Ball State at LSU  
 Grambling State at Ole Miss  
 Oregon at Mississippi State  
 Youngstown State at Missouri  
 Charleston Southern at South Carolina  
 UC Irvine at Tennessee  
 Fresno State at Texas A&M  
 Xavier at Vanderbilt

## MARCH 15 (TUESDAY)

Alabama at Southern Miss  
 Grambling State at Arkansas  
 Auburn at Georgia Tech  
**Florida State at Florida**  
 Georgia at Kennesaw State  
 Western Kentucky at Kentucky  
 Ole Miss at UAB  
 Eastern Kentucky at Mississippi State  
 SE Missouri State at Missouri  
 South Carolina vs. USC Upstate  
 (Greenville, S.C.)  
 Tennessee at UNC Asheville  
 Texas at Texas A&M  
 Northern Illinois at Vanderbilt

## MARCH 16 (WEDNESDAY)

Grambling State at Arkansas  
 Dayton at Kentucky  
 New Orleans at LSU  
 Ole Miss at UAB  
 Oral Roberts at Mississippi State  
 SE Missouri State at Missouri  
 Davidson at South Carolina

## MARCH 18 (FRIDAY)

\*Alabama at LSU  
 \*Arkansas at South Carolina  
 \*Texas A&M at Auburn  
**\*Missouri at Florida**  
 \*Kentucky at Georgia  
 \*Ole Miss at Tennessee  
 \*Mississippi State at Vanderbilt

## MARCH 19 (SATURDAY)

\*Alabama at LSU  
 \*Arkansas at South Carolina  
 \*Texas A&M at Auburn  
**\*Missouri at Florida**  
 \*Kentucky at Georgia  
 \*Ole Miss at Tennessee  
 \*Mississippi State at Vanderbilt

## MARCH 20 (SUNDAY)

\*Alabama at LSU  
 \*Arkansas at South Carolina  
 \*Texas A&M at Auburn  
**\*Missouri at Florida**  
 \*Kentucky at Georgia  
 \*Ole Miss at Tennessee  
 \*Mississippi State at Vanderbilt

## MARCH 22 (TUESDAY)

Alabama vs. UAB (Birmingham, Ala.)  
 Alabama State at Auburn  
**Florida Atlantic at Florida**  
 Mercer at Georgia  
 Morehead State at Kentucky  
 LSU vs. UL-Lafayette (Metairie, La.)  
 UT Martin at Ole Miss  
 Mississippi Valley State at Mississippi State  
 Tennessee Tech at Tennessee  
 A&M-Corpus Christi at Texas A&M  
 Vanderbilt at Middle Tennessee

## MARCH 24 (THURSDAY)

\*Georgia at Mississippi State  
 \*LSU at Texas A&M  
 \*South Carolina at Ole Miss

## MARCH 25 (FRIDAY)

\*Tennessee at Alabama  
 \*Auburn at Arkansas  
**\*Florida at Kentucky**  
 \*Georgia at Mississippi State  
 \*LSU at Texas A&M  
 \*South Carolina at Ole Miss  
 \*Vanderbilt at Missouri

## MARCH 26 (SATURDAY)

\*Tennessee at Alabama  
 \*Auburn at Arkansas  
**\*Florida at Kentucky**  
 \*Georgia at Mississippi State  
 \*LSU at Texas A&M  
 \*South Carolina at Ole Miss  
 \*Vanderbilt at Missouri

## MARCH 27 (SUNDAY)

\*Tennessee at Alabama  
 \*Auburn at Arkansas  
**\*Florida at Kentucky**  
 \*Vanderbilt at Missouri

## MARCH 29 (TUESDAY)

Alabama vs. Auburn (Montgomery, Ala.)  
 Arkansas at Oklahoma State  
**Florida vs. Florida State**  
**(Jacksonville, Fla.)**  
 Kennesaw State at Georgia  
 Northern Kentucky at Kentucky  
 Tulane at LSU  
 Mississippi State vs. Southern Miss  
 (Pearl, Miss.)  
 Missouri vs. St. Louis (Kansas City, Mo.)  
 College of Charleston at South Carolina  
 Middle Tennessee at Tennessee  
 Texas A&M at Houston  
 Vanderbilt vs. Belmont (Nashville, Tenn.)

## MARCH 30 (WEDNESDAY)

Ole Miss at Memphis  
 UNC Asheville at Tennessee  
 Xavier at Kentucky

## MARCH 31 (THURSDAY)

\*Alabama at Georgia  
 \*South Carolina at Vanderbilt

## APRIL 1 (FRIDAY)

\*Alabama at Georgia  
 \*Missouri at Arkansas  
 \*LSU at Auburn  
**\*Texas A&M at Florida**  
 \*Kentucky at Tennessee  
 \*Ole Miss at Mississippi State  
 \*South Carolina at Vanderbilt

## APRIL 2 (SATURDAY)

\*Alabama at Georgia  
 \*Missouri at Arkansas  
 \*LSU at Auburn  
**\*Texas A&M at Florida**  
 \*Ole Miss at Mississippi State  
 \*South Carolina at Vanderbilt  
 \*Kentucky at Tennessee

## APRIL 3 (SUNDAY)

\*Missouri at Arkansas  
 \*LSU at Auburn  
**\*Texas A&M at Florida**  
 \*Kentucky at Tennessee  
 \*Ole Miss at Mississippi State

## APRIL 5 (TUESDAY)

Alcorn State at Alabama  
 Georgia State at Auburn  
**Jacksonville at Florida**  
 Clemson at Georgia  
 Southern at LSU  
 Ole Miss vs. Southern Miss (Pearl, Miss.)  
 UT Martin at Mississippi State [DH-1]  
 UT Martin at Mississippi State [DH-2]  
 Southern Illinois-Edwardsville at Missouri  
 Coastal Carolina at South Carolina  
 Texas A&M at Rice  
 Lipscomb at Vanderbilt

## APRIL 6 (WEDNESDAY)

Alcorn State at Alabama  
 Arkansas vs. Memphis (Memphis, Tenn.)  
 Louisville at Kentucky  
 Morehead State at Tennessee

## APRIL 7 (THURSDAY)

\*Auburn at Missouri  
 \*Vanderbilt at LSU

## APRIL 8 (FRIDAY)

\*Alabama at Kentucky  
 \*Arkansas at Ole Miss  
 \*Auburn at Missouri  
**\*Mississippi State at Florida**  
 \*Georgia at Texas A&M  
 \*Vanderbilt at LSU  
 \*Tennessee at South Carolina

## APRIL 9 (SATURDAY)

\*Alabama at Kentucky  
 \*Arkansas at Ole Miss  
 \*Auburn at Missouri  
**\*Mississippi State at Florida**  
 \*Georgia at Texas A&M  
 \*Vanderbilt at LSU  
 \*Tennessee at South Carolina

## APRIL 10 (SUNDAY)

\*Alabama at Kentucky  
 \*Arkansas at Ole Miss  
**\*Mississippi State at Florida**  
 \*Georgia at Texas A&M  
 \*Tennessee at South Carolina

## APRIL 12 (TUESDAY)

UAB at Alabama  
 Arkansas vs. UL-Munroe (North Little Rock, Ark.)  
 Auburn at Kennesaw State  
**Florida at Florida State**  
 Georgia at Georgia Tech  
 Eastern Kentucky at Kentucky  
 Grambling at LSU  
 Missouri at Missouri State  
 South Carolina vs. North Carolina  
 (Charlotte, N.C.)  
 Appalachian State at Tennessee  
 Abilene Christian at Texas A&M  
 Middle Tennessee at Vanderbilt

## APRIL 13 (WEDNESDAY)

Southern Miss at Ole Miss

## APRIL 14 (THURSDAY)

**\*Florida at Arkansas**  
 \*Tennessee at Auburn

## APRIL 15 (FRIDAY)

\*Ole Miss at Alabama  
**\*Florida at Arkansas**  
 \*Tennessee at Auburn  
 \*South Carolina at Georgia  
 \*Kentucky at Vanderbilt  
 \*LSU at Missouri  
 \*Texas A&M at Mississippi State

# 2016 SEC BASEBALL COMPOSITE SCHEDULE

## APRIL 16 (SATURDAY)

\*Ole Miss at Alabama  
**\*Florida at Arkansas**  
 \*Tennessee at Auburn  
 \*South Carolina at Georgia  
 \*Kentucky at Vanderbilt  
 \*LSU at Missouri  
 \*Texas A&M at Mississippi State

## APRIL 17 (SUNDAY)

\*Ole Miss at Alabama  
 \*South Carolina at Georgia  
 \*Kentucky at Vanderbilt  
 \*LSU at Missouri  
 \*Texas A&M at Mississippi State

## APRIL 19 (TUESDAY)

Troy at Alabama  
 Creighton at Arkansas  
 Alabama State at Auburn  
**Jacksonville at Florida**  
 Georgia at Clemson  
 Kentucky at Louisville  
 Tennessee at Middle Tennessee  
 Texas State at Texas A&M  
 Central Arkansas at Vanderbilt

## APRIL 20 (WEDNESDAY)

South Alabama at Alabama  
 Southeastern Louisiana at LSU  
 Murray State at Ole Miss  
 Mississippi State vs. UL-Munroe (Biloxi, Miss.)  
 South Carolina vs. Furman (Greenville, S.C.)

## APRIL 21 (THURSDAY)

\*Arkansas at Kentucky  
**\*Georgia at Florida**

## APRIL 22 (FRIDAY)

\*Alabama at Texas A&M  
 \*Arkansas at Kentucky  
 \*Auburn at Ole Miss  
**\*Georgia at Florida**  
 \*Mississippi State at LSU  
 \*Missouri at South Carolina  
 \*Vanderbilt at Tennessee

## APRIL 23 (SATURDAY)

\*Alabama at Texas A&M  
 \*Arkansas at Kentucky  
 \*Auburn at Ole Miss  
**\*Georgia at Florida**  
 \*Mississippi State at LSU  
 \*Missouri at South Carolina  
 \*Vanderbilt at Tennessee

## APRIL 24 (SUNDAY)

\*Alabama at Texas A&M  
 \*Mississippi State at LSU  
 \*Auburn at Ole Miss  
 \*Missouri at South Carolina  
 \*Vanderbilt at Tennessee

## APRIL 26 (TUESDAY)

Alabama at Samford  
 Oklahoma State at Arkansas  
 South Alabama at Auburn  
 Georgia Tech at Georgia  
 LSU at Tulane  
 Ole Miss vs. Mississippi State (Pearl, Miss.)  
 Missouri State at Missouri  
 Eastern Kentucky at Tennessee  
 UT Arlington at Texas A&M

## APRIL 27 (WEDNESDAY)

Alabama State at Tennessee  
 Miami (Ohio) at Kentucky

## APRIL 28 (THURSDAY)

\*Mississippi State at Alabama  
 \*LSU at Ole Miss

## APRIL 29 (FRIDAY)

\*Mississippi State at Alabama  
 \*Texas A&M at Arkansas  
 \*Kentucky at Auburn  
**\*Florida at South Carolina**  
 \*Georgia at Vanderbilt  
 \*LSU at Ole Miss  
 \*Tennessee at Missouri

## APRIL 30 (SATURDAY)

\*Mississippi State at Alabama  
 \*Texas A&M at Arkansas  
 \*Kentucky at Auburn  
**\*Florida at South Carolina**  
 \*Georgia at Vanderbilt  
 \*LSU at Ole Miss  
 \*Tennessee at Missouri

## MAY 1 (SUNDAY)

\*Texas A&M at Arkansas  
 \*Kentucky at Auburn  
**\*Florida at South Carolina**  
 \*Georgia at Vanderbilt  
 \*Tennessee at Missouri

## MAY 3 (TUESDAY)

Arkansas at Missouri State  
**Bethune-Cookman at Florida**  
 Arkansas-Pine Bluff at Ole Miss  
 Missouri vs. Illinois (Sauget, Ill.)  
 Western Kentucky at Vanderbilt

## MAY 4 (WEDNESDAY)

USC Upstate at South Carolina  
 Incarnate Word at Texas A&M

## MAY 5 (THURSDAY)

\*Missouri at Mississippi State  
 \*Vanderbilt at Texas A&M

## MAY 6 (FRIDAY)

\*Auburn at Alabama  
**\*Florida at Tennessee**  
 \*Ole Miss at Georgia  
 \*South Carolina at Kentucky  
 \*Arkansas at LSU  
 \*Missouri at Mississippi State  
 \*Vanderbilt at Texas A&M

## MAY 7 (SATURDAY)

\*Auburn at Alabama  
**\*Florida at Tennessee**  
 \*Ole Miss at Georgia  
 \*Arkansas at LSU  
 \*Missouri at Mississippi State  
 \*South Carolina at Kentucky  
 \*Vanderbilt at Texas A&M

## MAY 8 (SUNDAY)

\*Auburn at Alabama  
**\*Florida at Tennessee**  
 \*Ole Miss at Georgia  
 \*Arkansas at LSU  
 \*South Carolina at Kentucky

## MAY 10 (TUESDAY)

Troy at Auburn  
**USF at Florida**  
 Kentucky at Indiana  
 LSU at Notre Dame  
 Presbyterian at South Carolina  
 Belmont at Tennessee  
 Louisville at Vanderbilt

## MAY 11 (WEDNESDAY)

Western Carolina at Georgia  
 LSU at Notre Dame  
 Mississippi State at Troy

## MAY 12 (THURSDAY)

\*Kentucky at Ole Miss

## MAY 13 (FRIDAY)

\*Alabama at Arkansas  
 \*Mississippi State at Auburn  
**\*Vanderbilt at Florida**  
 \*Georgia at Missouri  
 \*Kentucky at Ole Miss  
 \*LSU at Tennessee  
 \*Texas A&M at South Carolina

## MAY 14 (SATURDAY)

\*Alabama at Arkansas  
 \*Mississippi State at Auburn  
**\*Vanderbilt at Florida**  
 \*Georgia at Missouri  
 \*Kentucky at Ole Miss  
 \*LSU at Tennessee  
 \*Texas A&M at South Carolina

## MAY 15 (SUNDAY)

\*Alabama at Arkansas  
 \*Mississippi State at Auburn  
**\*Vanderbilt at Florida**  
 \*Georgia at Missouri  
 \*LSU at Tennessee  
 \*Texas A&M at South Carolina

## MAY 17 (TUESDAY)

Samford at Alabama  
 Missouri State at Arkansas  
 UAB at Auburn  
 Georgia vs. Georgia Tech (Atlanta, Ga.)  
 Kentucky at Murray State  
 Northwestern State at LSU  
 Ole Miss at Arkansas State  
 Oklahoma at Missouri  
 The Citadel at South Carolina  
 East Tennessee State at Tennessee  
 Sam Houston State at Texas A&M  
 Morehead State at Vanderbilt

## MAY 19 (THURSDAY)

\*South Carolina at Alabama  
 \*Arkansas at Mississippi State  
 \*Auburn at Vanderbilt  
**\*Florida at LSU**  
 \*Tennessee at Georgia  
 \*Missouri at Kentucky  
 \*Ole Miss at Texas A&M

## MAY 20 (FRIDAY)

\*South Carolina at Alabama  
 \*Arkansas at Mississippi State  
 \*Auburn at Vanderbilt  
**\*Florida at LSU**  
 \*Tennessee at Georgia  
 \*Missouri at Kentucky  
 \*Ole Miss at Texas A&M

## MAY 21 (SATURDAY)

\*South Carolina at Alabama  
 \*Arkansas at Mississippi State  
 \*Auburn at Vanderbilt  
**\*Florida at LSU**  
 \*Tennessee at Georgia  
 \*Missouri at Kentucky  
 \*Ole Miss at Texas A&M

## MAY 24-29 (TUES.-SUN.)

SEC Tournament  
 Hoover Metropolitan Stadium – Hoover, Ala.

## JUNE 3-6 (FRI.-MON.)

NCAA Regionals  
 Campus Sites

## JUNE 10-13 (FRI.-MON.)

NCAA Super Regionals  
 Campus Sites

## JUNE 18-28/29 (SAT.-WED.)

70th College World Series  
 Omaha, Neb.

*\*Southeastern Conference Game*

# 2016 SEC & NCAA TOURNAMENT INFORMATION

## SEC TOURNAMENT

MAY 24-29

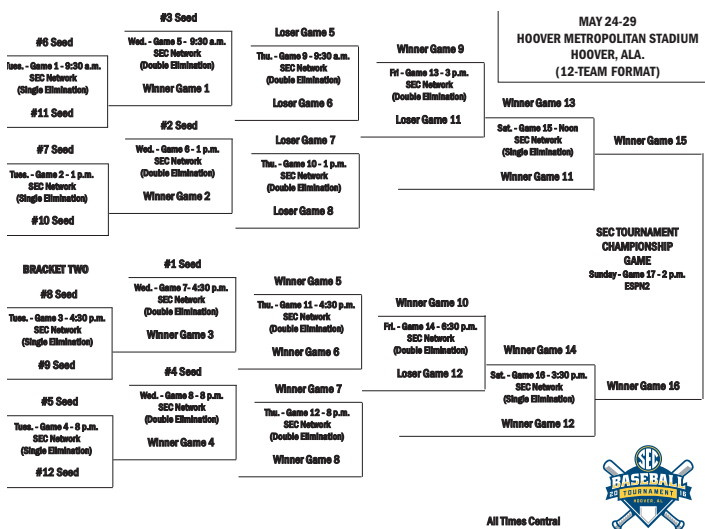
HOOVER METROPOLITAN STADIUM (HOOVER, ALA.)



The 2016 SEC Baseball Tournament, which will be held in Hoover, Ala., at the Hoover Metropolitan Stadium for the 19th-consecutive year, is a 12-team event and will begin on Tuesday, May 24. Seeds 5-12 will meet in a single-elimination format on the opening day of the tournament, followed by traditional double-elimination play Wednesday-Friday. The tournament will return to single-elimination play on Saturday. The total number of games played will be 17.

The 12 teams are seeded 1-12, with the two divisional champions and top four seeds guaranteed opening-round byes, with the possibility of earning another bye later in the bracket. The tournament field will include the top teams from the SEC's Eastern and Western Divisions, plus 10 at-large bids seeded 3-12 based on conference winning percentage.

Florida holds a 62-59 (.512) SEC Tournament record in a league-best 35 appearances. The Gators have claimed seven tournament crowns (1981, 1982, 1984, 1988, 1991, 2011 and 2015) and finished as the runner-up six times (1977, 1979, 1992, 1996, 2000 and 2014).



## NCAA TOURNAMENT

JUNE 3-6 — NCAA REGIONALS (16 SITES TBA)

JUNE 10-13 — NCAA SUPER REGIONALS (8 SITES TBA)

JUNE 18-29 — NCAA COLLEGE WORLD SERIES (OMAHA, NEB.)

The 2016 NCAA Tournament will feature a 64-team field for the 18th-straight year, as the tournament was increased from 48 to 64 participants in 1999. The teams selected for the tournament will be placed in 16 four-team NCAA Regional brackets at campus sites across the country June 3-6.



The brackets are set up similar to the NCAA Basketball Tournament, with the top eight teams in the country earning "National Seeds." The brackets will be used to determine Super Regional pairings, as well as the two brackets for the College World Series.

The 16 winners of the Regionals advance to the Super Regionals, where teams will be matched up for best-of-three series at eight sites, either June 10-12 or June 11-13. The eight winners of the Super Regionals advance to the College World Series June 18-29 at TD Ameritrade Park in Omaha, the sixth series that will take place in the facility.

The Gators have swept through their own NCAA Gainesville Regional in five of the past seven seasons and have reached the Super Regional round in five of the past seven seasons and seven times since 2004. UF reached the NCAA College World Series three-straight years for the first time in school history from 2010-12 after claiming Super Regionals held at McKethan Stadium and then returned to Omaha last June.



# 2015 SEC SEASON IN REVIEW

## 2015 SEC STANDINGS

### EASTERN DIVISION

|                     | SEC          | Pct.        | GB         | All          | Pct.        | Home        | Away        | Neutral    | vs. Div.    | vs. Top 25  | Postseason          |
|---------------------|--------------|-------------|------------|--------------|-------------|-------------|-------------|------------|-------------|-------------|---------------------|
| %Vanderbilt         | 20-10        | .667        | ---        | 51-21        | .708        | 27-8        | 15-7        | 9-6        | 13-6        | 13-9        | World Series        |
| <b>&amp;FLORIDA</b> | <b>19-11</b> | <b>.633</b> | <b>1.0</b> | <b>52-18</b> | <b>.743</b> | <b>33-6</b> | <b>11-8</b> | <b>8-4</b> | <b>11-7</b> | <b>17-8</b> | <b>World Series</b> |
| Missouri            | 15-15        | .500        | 5.0        | 30-28        | .517        | 13-14       | 7-11        | 10-3       | 10-8        | 6-12        | ---                 |
| Kentucky            | 14-15        | .483        | 5.5        | 30-25        | .545        | 15-11       | 9-13        | 6-1        | 9-9         | 8-14        | ---                 |
| South Carolina      | 13-17        | .433        | 7.0        | 32-25        | .561        | 25-11       | 6-13        | 1-1        | 8-10        | 7-8         | ---                 |
| Tennessee           | 11-18        | .379        | 8.5        | 24-26        | .480        | 13-11       | 10-14       | 1-1        | 6-12        | 3-10        | ---                 |
| Georgia             | 10-19        | .345        | 9.5        | 26-28        | .481        | 16-16       | 9-12        | 1-0        | 8-10        | 6-11        | ---                 |

### WESTERN DIVISION

|                   | SEC   | Pct. | GB   | All   | Pct. | Home  | Away  | Neutral | vs. Div. | vs. Top 25 | Postseason     |
|-------------------|-------|------|------|-------|------|-------|-------|---------|----------|------------|----------------|
| #LSU              | 21-8  | .724 | ---  | 54-12 | .818 | 33-6  | 14-3  | 7-3     | 13-5     | 8-4        | World Series   |
| Texas A&M         | 18-10 | .643 | 2.5  | 50-14 | .781 | 34-7  | 11-6  | 5-1     | 9-7      | 7-7        | Super Regional |
| Arkansas          | 17-12 | .586 | 4.0  | 40-25 | .615 | 23-12 | 13-6  | 4-7     | 12-6     | 7-12       | World Series   |
| Ole Miss          | 15-14 | .517 | 6.0  | 30-28 | .517 | 19-11 | 10-13 | 1-4     | 8-7      | 9-10       | Regional       |
| Auburn            | 13-17 | .433 | 8.5  | 36-26 | .581 | 25-11 | 8-11  | 3-4     | 6-13     | 4-13       | Regional       |
| Alabama           | 12-18 | .400 | 9.5  | 32-28 | .533 | 19-15 | 11-10 | 2-3     | 6-12     | 10-17      | ---            |
| Mississippi State | 8-22  | .267 | 13.5 | 24-30 | .444 | 21-14 | 3-14  | 0-2     | 5-13     | 6-9        | ---            |

# - SEC Champion, Western Division Champion; % - Eastern Division Champion; & - SEC Tournament Champion

## 2015 SEC TOURNAMENT RESULTS

May 19-24 \* Hoover, Ala. \* Hoover Met Stadium

### TUESDAY, MAY 19

- Game 1: #11 Alabama 6, #6 Ole Miss 1
- Game 2: #7 Missouri 5, #10 South Carolina 1
- Game 3: #9 Auburn 6, #8 Kentucky 3
- Game 4: #5 Arkansas 2, #12 Tennessee 1

### WEDNESDAY, MAY 20

- Game 5: #3 Texas A&M 4, #11 Alabama 3
- Game 6: #2 Vanderbilt 7, #7 Missouri 6
- Game 7: #1 LSU 9, #9 Auburn 8
- Game 8: #5 Arkansas 7, #4 Florida 6

### THURSDAY, MAY 21

- Game 9: #11 Alabama 4, #7 Missouri 3
- Game 10: #4 Florida 11, #9 Auburn 2
- Game 11: #3 Texas A&M 6, #2 Vanderbilt 1
- Game 12: #1 LSU 10, #5 Arkansas 5

### FRIDAY, MAY 22

- Game 13: #2 Vanderbilt 16, #11 Alabama 1
- Game 14: #4 Florida 10, #5 Arkansas 0 (7)

### SATURDAY, MAY 23

- Game 15: #2 Vanderbilt 12, #3 Texas A&M 3
- Game 16: #4 Florida 2, #1 LSU 1

### SUNDAY, MAY 24

- Game 17: #4 Florida 7, #2 Vanderbilt 3

### 2015 SEC ALL-TOURNAMENT TEAM

- SP – A.J. Puk, Florida
- SP – Matt Kent, Texas A&M
- RP – Taylor Lewis, Florida
- C/DH – JJ Schwarz, Florida
- 1B – Zander Wiel, Vanderbilt
- 1B – Peter Alonso, Florida
- 2B – Jared Foster, LSU
- 3B – Will Toffey, Vanderbilt
- SS – Dansby Swanson, Vanderbilt
- OF – Jeren Kendall, Vanderbilt

- OF – Bryan Reynolds, Vanderbilt
- OF – Trey Harris, Missouri
- OF – Buddy Reed, Florida

Most Valuable Player: JJ Schwarz, Florida

### 2015 ALL-SEC HONORS & AWARDS

#### FIRST TEAM

- C – Kade Scivicque, LSU
- 1B – Kyle Martin, South Carolina
- 2B – JaVon Shelby, Kentucky
- 3B – Conner Hale, LSU
- SS – Alex Bregman, LSU
- OF – Andrew Benintendi, Arkansas
- OF – Andrew Stevenson, LSU
- OF – Christin Stewart, Tennessee
- DH/UT – Mitchell Nau, Texas A&M
- SP – Carson Fulmer, Vanderbilt
- SP – Alex Lange, LSU
- RP – Zach Jackson, Arkansas

#### SECOND TEAM

- C – Mike Rivera, Florida
- 1B – Chris Chineas, LSU
- 2B – Max Schrock, South Carolina
- 3B – Josh Tobias, Florida
- SS – Dansby Swanson, Vanderbilt
- OF – Kyle Barrett, Kentucky
- OF – Nick Banks, Texas A&M
- OF – Logan Taylor, Texas A&M
- DH/UT – JJ Schwarz, Florida
- SP – Grayson Long, Texas A&M
- SP – Cole Lipscomb, Auburn
- RP – Breckin Williams, Missouri
- RP – Wyatt Short, Ole Miss

#### ALL-FRESHMAN TEAM

- C – Mike Rivera, Florida
- 1B – Evan White, Kentucky
- 2B – Dalton Guthrie, Florida
- 3B – Will Toffey, Vanderbilt
- SS – Ryan Gridley, Mississippi State
- OF – Keegan McGovern, Georgia
- OF – Trey Harris, Missouri

- OF – Jeren Kendall, Vanderbilt
- DH/UT – JJ Schwarz, Florida
- SP – Alex Lange, LSU
- SP – Tanner Houck, Missouri
- SP – Keaton McKinney, Arkansas
- RP – Kyle Wright, Vanderbilt

#### ALL-DEFENSIVE TEAM

- C – Kade Scivicque, LSU
- 1B – Evan White, Kentucky
- 2B – Kyle Overstreet, Alabama
- 3B – Bobby Wernes, Arkansas
- SS – Alex Bregman, LSU
- OF – Andrew Stevenson, LSU
- OF – Mark Laird, LSU
- OF – Buddy Reed, Florida
- P – Carson Fulmer, Vanderbilt

- SEC Player of the Year: Andrew Benintendi, Arkansas
- SEC Pitcher of the Year: Carson Fulmer, Vanderbilt
- SEC Freshman of the Year: Alex Lange, LSU
- SEC Coach of the Year: Paul Mainieri, LSU
- SEC Scholar-Athlete of the Year: Seth Heck, Mississippi State

# 2015 SEC SEASON IN REVIEW

## 2015 SEC OVERALL TEAM STATISTICS

### TEAM BATTING

| Team              | AVG.        | G         | AB          | R          | H          | 2B         | 3B        | HR        | RBI        | TB          | SLG%        | BB         | HBP       | SO         | GDP       | OB%         | SF        | SH        | SB        | ATT        | PO          | A          | E         | FLD%        |
|-------------------|-------------|-----------|-------------|------------|------------|------------|-----------|-----------|------------|-------------|-------------|------------|-----------|------------|-----------|-------------|-----------|-----------|-----------|------------|-------------|------------|-----------|-------------|
| LSU               | .314        | 66        | 2429        | 451        | 762        | 146        | 23        | 51        | 415        | 1107        | .456        | 221        | 45        | 341        | 40        | .377        | 33        | 31        | 130       | 166        | 1864        | 704        | 63        | .976        |
| Texas A&M         | .299        | 64        | 2187        | 424        | 654        | 108        | 13        | 70        | 401        | 998         | .456        | 280        | 59        | 423        | 59        | .388        | 35        | 38        | 36        | 55         | 1747        | 661        | 78        | .969        |
| <b>FLORIDA</b>    | <b>.298</b> | <b>70</b> | <b>2417</b> | <b>489</b> | <b>720</b> | <b>129</b> | <b>24</b> | <b>66</b> | <b>445</b> | <b>1095</b> | <b>.453</b> | <b>272</b> | <b>75</b> | <b>410</b> | <b>47</b> | <b>.381</b> | <b>33</b> | <b>23</b> | <b>80</b> | <b>112</b> | <b>1866</b> | <b>738</b> | <b>42</b> | <b>.984</b> |
| Vanderbilt        | .290        | 72        | 2505        | 476        | 726        | 152        | 28        | 69        | 433        | 1141        | .455        | 302        | 79        | 610        | 38        | .380        | 31        | 45        | 106       | 138        | 1967        | 728        | 58        | .979        |
| Arkansas          | .288        | 65        | 2164        | 387        | 623        | 107        | 18        | 53        | 343        | 925         | .427        | 273        | 57        | 418        | 54        | .377        | 31        | 29        | 55        | 78         | 1712        | 728        | 63        | .975        |
| Kentucky          | .288        | 55        | 1897        | 289        | 546        | 93         | 10        | 31        | 263        | 752         | .396        | 188        | 84        | 359        | 51        | .374        | 20        | 24        | 53        | 72         | 1479        | 630        | 68        | .969        |
| Alabama           | .275        | 60        | 2089        | 315        | 575        | 105        | 20        | 27        | 285        | 801         | .383        | 192        | 52        | 485        | 23        | .348        | 21        | 30        | 61        | 81         | 1617        | 637        | 56        | .976        |
| Auburn            | .273        | 62        | 2029        | 301        | 553        | 109        | 18        | 18        | 271        | 752         | .371        | 232        | 57        | 412        | 38        | .359        | 25        | 45        | 62        | 100        | 1643        | 610        | 61        | .974        |
| Mississippi State | .271        | 54        | 1821        | 285        | 493        | 87         | 8         | 22        | 244        | 662         | .364        | 253        | 52        | 315        | 29        | .372        | 17        | 41        | 47        | 62         | 1448        | 725        | 50        | .978        |
| Georgia           | .267        | 54        | 1845        | 286        | 493        | 85         | 14        | 40        | 255        | 726         | .393        | 211        | 49        | 406        | 39        | .355        | 16        | 36        | 63        | 75         | 1440        | 510        | 61        | .970        |
| Ole Miss          | .265        | 58        | 1912        | 298        | 506        | 95         | 5         | 36        | 274        | 719         | .376        | 249        | 43        | 484        | 47        | .359        | 21        | 23        | 52        | 78         | 1529        | 569        | 62        | .971        |
| Tennessee         | .262        | 50        | 1614        | 229        | 423        | 66         | 14        | 35        | 203        | 622         | .385        | 169        | 66        | 354        | 31        | .353        | 14        | 53        | 57        | 85         | 1306        | 481        | 56        | .970        |
| Missouri          | .258        | 58        | 1889        | 274        | 487        | 86         | 14        | 41        | 249        | 724         | .383        | 182        | 33        | 417        | 39        | .330        | 22        | 27        | 69        | 95         | 1533        | 657        | 59        | .974        |
| South Carolina    | .257        | 57        | 1882        | 315        | 484        | 63         | 15        | 43        | 291        | 706         | .375        | 253        | 34        | 374        | 35        | .350        | 31        | 29        | 63        | 77         | 1522        | 591        | 61        | .972        |

### TEAM PITCHING

| Team              | ERA         | W         | L         | G         | CG       | SHO/CBO    | SV        | IP           | H          | R          | ER         | BB         | SO         | 2B        | 3B        | HR        | B/Avg.      | WP        | HBP       | BK       | SFA       | SHA       |
|-------------------|-------------|-----------|-----------|-----------|----------|------------|-----------|--------------|------------|------------|------------|------------|------------|-----------|-----------|-----------|-------------|-----------|-----------|----------|-----------|-----------|
| Vanderbilt        | 2.84        | 51        | 21        | 72        | 4        | 14/12      | 13        | 655.2        | 508        | 247        | 207        | 295        | 703        | 86        | 10        | 31        | .216        | 54        | 52        | 9        | 21        | 35        |
| LSU               | 2.98        | 54        | 12        | 66        | 2        | 5/4        | 19        | 621.1        | 530        | 242        | 206        | 228        | 560        | 79        | 14        | 28        | .230        | 37        | 51        | 6        | 12        | 27        |
| Texas A&M         | 3.04        | 50        | 14        | 64        | 1        | 5/5        | 22        | 582.1        | 559        | 241        | 197        | 194        | 574        | 80        | 14        | 26        | .254        | 34        | 46        | 5        | 18        | 41        |
| <b>FLORIDA</b>    | <b>3.18</b> | <b>52</b> | <b>18</b> | <b>70</b> | <b>3</b> | <b>4/3</b> | <b>14</b> | <b>622.0</b> | <b>532</b> | <b>247</b> | <b>220</b> | <b>184</b> | <b>555</b> | <b>82</b> | <b>14</b> | <b>47</b> | <b>.232</b> | <b>54</b> | <b>52</b> | <b>3</b> | <b>16</b> | <b>28</b> |
| Auburn            | 3.42        | 36        | 26        | 62        | 3        | 8/8        | 18        | 547.2        | 517        | 254        | 208        | 212        | 465        | 87        | 12        | 33        | .248        | 43        | 37        | 2        | 15        | 27        |
| Missouri          | 3.65        | 30        | 28        | 58        | 3        | 5/4        | 14        | 511.0        | 477        | 239        | 207        | 148        | 456        | 68        | 16        | 44        | .248        | 40        | 60        | 6        | 12        | 30        |
| Georgia           | 3.96        | 26        | 28        | 54        | 0        | 4/4        | 8         | 480.0        | 436        | 253        | 211        | 231        | 422        | 68        | 11        | 30        | .243        | 37        | 46        | 8        | 26        | 27        |
| Tennessee         | 4.01        | 24        | 26        | 50        | 0        | 3/3        | 14        | 435.1        | 407        | 238        | 194        | 186        | 396        | 90        | 15        | 27        | .249        | 46        | 35        | 0        | 18        | 28        |
| Arkansas          | 4.08        | 40        | 25        | 65        | 2        | 5/4        | 15        | 570.2        | 543        | 304        | 259        | 282        | 484        | 80        | 6         | 35        | .256        | 48        | 70        | 8        | 23        | 33        |
| Alabama           | 4.12        | 32        | 28        | 60        | 2        | 6/6        | 15        | 539.0        | 510        | 271        | 247        | 248        | 479        | 98        | 10        | 28        | .255        | 53        | 43        | 4        | 19        | 44        |
| South Carolina    | 4.20        | 32        | 25        | 57        | 2        | 7/7        | 17        | 507.1        | 517        | 278        | 237        | 206        | 456        | 101       | 4         | 34        | .268        | 53        | 45        | 2        | 21        | 35        |
| Kentucky          | 4.36        | 30        | 25        | 55        | 3        | 4/2        | 12        | 493.0        | 506        | 287        | 239        | 168        | 407        | 85        | 13        | 48        | .267        | 44        | 42        | 9        | 20        | 30        |
| Ole Miss          | 4.38        | 30        | 28        | 58        | 1        | 1/1        | 17        | 509.2        | 534        | 301        | 248        | 163        | 402        | 107       | 8         | 41        | .269        | 41        | 37        | 4        | 19        | 34        |
| Mississippi State | 4.51        | 24        | 30        | 54        | 5        | 0/0        | 9         | 482.2        | 495        | 279        | 242        | 198        | 395        | 77        | 7         | 39        | .269        | 52        | 63        | 1        | 14        | 31        |

### TEAM FIELDING

| Team              | C           | PO          | A          | E         | FLD%        | DPs       | SBA       | CSB       | SBA%        | PB        | CI       |
|-------------------|-------------|-------------|------------|-----------|-------------|-----------|-----------|-----------|-------------|-----------|----------|
| <b>FLORIDA</b>    | <b>2646</b> | <b>1866</b> | <b>738</b> | <b>42</b> | <b>.984</b> | <b>50</b> | <b>51</b> | <b>25</b> | <b>.671</b> | <b>12</b> | <b>0</b> |
| Vanderbilt        | 2753        | 1967        | 728        | 58        | .979        | 58        | 27        | 25        | .519        | 11        | 0        |
| Mississippi State | 2223        | 1448        | 725        | 50        | .978        | 63        | 29        | 23        | .558        | 6         | 1        |
| LSU               | 2631        | 1864        | 704        | 63        | .976        | 56        | 46        | 27        | .630        | 2         | 1        |
| Alabama           | 2310        | 1617        | 637        | 56        | .976        | 57        | 62        | 28        | .689        | 20        | 1        |
| Arkansas          | 2503        | 1712        | 728        | 63        | .975        | 64        | 76        | 36        | .679        | 9         | 1        |
| Missouri          | 2249        | 1533        | 657        | 59        | .974        | 42        | 71        | 19        | .789        | 11        | 1        |
| Auburn            | 2314        | 1643        | 610        | 61        | .974        | 46        | 51        | 17        | .750        | 4         | 0        |
| South Carolina    | 2174        | 1522        | 591        | 61        | .972        | 56        | 48        | 22        | .686        | 8         | 1        |
| Ole Miss          | 2160        | 1529        | 569        | 62        | .971        | 36        | 41        | 24        | .631        | 3         | 1        |
| Georgia           | 2011        | 1440        | 510        | 61        | .970        | 42        | 37        | 14        | .725        | 22        | 0        |
| Tennessee         | 1843        | 1306        | 481        | 56        | .970        | 35        | 37        | 26        | .587        | 13        | 1        |
| Kentucky          | 2177        | 1479        | 630        | 68        | .969        | 53        | 57        | 15        | .792        | 3         | 1        |
| Texas A&M         | 2486        | 1747        | 661        | 78        | .969        | 53        | 58        | 30        | .659        | 7         | 1        |

# 2015 SEC SEASON IN REVIEW

## 2015 SEC BATTING LEADERS

### BATTING AVERAGE

| Player, Team           | Avg.        |
|------------------------|-------------|
| Andrew Benintendi, AR  | .376        |
| Ka'ai Tom, UK          | .375        |
| Mitchell Nau, AM       | .370        |
| Nick Banks, AM         | .364        |
| <b>Josh Tobias, UF</b> | <b>.355</b> |

### SLUGGING PERCENTAGE

| Player, Team          | Pct.        |
|-----------------------|-------------|
| Andrew Benintendi, AR | .717        |
| Kyle Martin, SC       | .635        |
| Christin Stewart, UT  | .633        |
| <b>JJ Schwarz, UF</b> | <b>.629</b> |
| Dansby Swanson, VU    | .623        |

### ON-BASE PERCENTAGE

| Player, Team          | Pct. |
|-----------------------|------|
| Andrew Benintendi, AR | .488 |
| Mitchell Nau, AM      | .460 |
| Kyle Martin, SC       | .455 |
| Wes Rea, MS           | .454 |
| Nick Banks, AM        | .450 |

### RUNS SCORED

| Player, Team             | No.       |
|--------------------------|-----------|
| Dansby Swanson, VU       | 76        |
| Rhett Wiseman, VU        | 70        |
| <b>Richie Martin, UF</b> | <b>63</b> |
| Andrew Benintendi, AR    | 62        |
| Blake Allemand, AM       | 60        |
| <b>JJ Schwarz, UF</b>    | <b>60</b> |
| <b>Josh Tobias, UF</b>   | <b>60</b> |

### HITS

| Player, Team       | No. |
|--------------------|-----|
| Dansby Swanson, VU | 94  |
| Rhett Wiseman, VU  | 92  |
| Bryan Reynolds, VU | 91  |
| Chris China, LS    | 88  |
| Mitchell Nau, AM   | 88  |

### RUNS BATTED IN

| Player, Team              | No.       |
|---------------------------|-----------|
| <b>JJ Schwarz, UF</b>     | <b>73</b> |
| Zander Wiel, VU           | 68        |
| <b>Harrison Bader, UF</b> | <b>66</b> |
| Dansby Swanson, VU        | 64        |
| Chris China, LS           | 58        |

### DOUBLES

| Player, Team       | No. |
|--------------------|-----|
| Dansby Swanson, VU | 24  |
| Alex Bregman, LS   | 22  |
| Anfernee Grier, AU | 22  |
| Kade Scivicque, LS | 21  |
| Tyler Spoon, AR    | 20  |
| Will Toffey, VU    | 20  |

### TRIPLES

| Player, Team         | No. |
|----------------------|-----|
| Elliott Caldwell, SC | 8   |
| Jeren Kendall, VU    | 6   |
| Dansby Swanson, VU   | 6   |
| Mikey White, UA      | 6   |
| Bobby Wernes, AR     | 6   |

### HOME RUNS

| Player, Team              | No.       |
|---------------------------|-----------|
| Andrew Benintendi, AR     | 20        |
| <b>JJ Schwarz, UF</b>     | <b>18</b> |
| <b>Harrison Bader, UF</b> | <b>17</b> |
| Sikes Orvis, UM           | 16        |
| Christin Stewart, UT      | 15        |
| Dansby Swanson, VU        | 15        |
| Rhett Wiseman, VU         | 15        |
| Zander Wiel, VU           | 15        |

### TOTAL BASES

| Player, Team          | No.        |
|-----------------------|------------|
| Dansby Swanson, VU    | 175        |
| Rhett Wiseman, VU     | 164        |
| Andrew Benintendi, AR | 162        |
| <b>JJ Schwarz, UF</b> | <b>161</b> |
| Zander Wiel, VU       | 157        |

### WALKS

| Player, Team          | No. |
|-----------------------|-----|
| Andrew Benintendi, AR | 50  |
| Dansby Swanson, VU    | 43  |
| Sikes Orvis, UM       | 41  |
| Damon Haecker, AU     | 40  |
| Wes Rea, MS           | 40  |
| Rhett Wiseman, VU     | 40  |

### HIT BY PITCH

| Player, Team             | No.       |
|--------------------------|-----------|
| <b>Richie Martin, UF</b> | <b>16</b> |
| Christin Stewart, UT     | 15        |
| Jeren Kendall, VU        | 14        |
| Thomas Bernal, UK        | 13        |
| Connor Heady, UK         | 13        |
| Mikey White, UA          | 13        |

### STOLEN BASES

| Player, Team          | No. |
|-----------------------|-----|
| Alex Bregman, LS      | 38  |
| Stephen Wrenn, UG     | 28  |
| Andrew Stevenson, LS  | 26  |
| Andrew Benintendi, AR | 24  |
| Mark Laird, LS        | 24  |

## 2015 SEC PITCHING LEADERS

### EARNED RUN AVERAGE

| Player, Team      | ERA  |
|-------------------|------|
| Carson Fulmer, VU | 1.83 |
| Alex Lange, LS    | 1.97 |
| Cole Lipscomb, AU | 2.53 |
| Dalton Rentz, AU  | 2.60 |
| Jared Walsh, UG   | 2.60 |

### OPPONENTS' BATTING AVERAGE

| Player, Team        | Avg.        |
|---------------------|-------------|
| Carson Fulmer, VU   | .180        |
| Jared Walsh, UG     | .185        |
| Bret Marks, UT      | .202        |
| <b>A.J. Puk, UF</b> | <b>.210</b> |
| Alex Lange, LS      | .212        |

### INNINGS PITCHED

| Player, Team           | No.          |
|------------------------|--------------|
| Carson Fulmer, VU      | 127.2        |
| Alex Lange, LS         | 114.0        |
| <b>Logan Shore, UF</b> | <b>112.1</b> |
| Jared Poche', LS       | 109.1        |
| Jack Wynkoop, SC       | 104.2        |

### STRIKEOUTS

| Player, Team        | No.        |
|---------------------|------------|
| Carson Fulmer, VU   | 167        |
| Alex Lange, LS      | 131        |
| Philip Pfeifer, VU  | 118        |
| Grayson Long, AM    | 106        |
| <b>A.J. Puk, UF</b> | <b>104</b> |

### WINS

| Player, Team           | No.       |
|------------------------|-----------|
| Carson Fulmer, VU      | 14        |
| Alex Lange, LS         | 12        |
| <b>Logan Shore, UF</b> | <b>11</b> |
| Matt Kent, AM          | 9         |
| Grayson Long, AM       | 9         |
| Jared Poche', LS       | 9         |
| <b>A.J. Puk, UF</b>    | <b>9</b>  |

### SAVES

| Player, Team         | No. |
|----------------------|-----|
| Breckin Williams, MO | 13  |
| Jesse Stallings, LS  | 12  |
| Wyatt Short, UM      | 10  |
| Zach Jackson, AR     | 9   |
| Andrew Lee, UT       | 9   |
| Taylor Widener, SC   | 9   |

### APPEARANCES

| Player, Team            | No.       |
|-------------------------|-----------|
| Andrew Vinson, AM       | 35        |
| Ty Schlottmann, AM      | 32        |
| <b>Taylor Lewis, UF</b> | <b>31</b> |
| Zac Person, LS          | 31        |
| Jesse Stallings, LS     | 31        |
| Austin Tribby, MO       | 31        |

### GAMES STARTED

| Player, Team           | No.       |
|------------------------|-----------|
| Carson Fulmer, VU      | 19        |
| <b>Logan Shore, UF</b> | <b>19</b> |
| Keaton McKinney, AR    | 18        |
| Jared Poche', LS       | 18        |
| Alex Lange, LS         | 17        |
| Grayson Long, AM       | 17        |
| Rocky McCord, AU       | 17        |

### GAMES FINISHED

| Player, Team            | No.       |
|-------------------------|-----------|
| Breckin Williams, MO    | 24        |
| Justin Camp, AU         | 21        |
| Andrew Lee, UT          | 20        |
| <b>Taylor Lewis, UF</b> | <b>20</b> |
| Jesse Stallings, LS     | 20        |

### WILD PITCHES

| Player, Team          | No. |
|-----------------------|-----|
| Carson Fulmer, VU     | 13  |
| Christian Trent, UM   | 13  |
| Alex Lange, LS        | 12  |
| Reggie McClain, MO    | 10  |
| Dominic Taccolini, AR | 10  |



# **2016 GATOR BASEBALL**

**2015 SEASON IN REVIEW**

## 2015 SEASON IN REVIEW

### OMAHA, AGAIN!

Florida clinched its ninth trip to the NCAA College World Series with an 11-4 win over Florida State to sweep the NCAA Gainesville Super Regional at McKethan Stadium. The Gators nailed down their fourth CWS appearance in the past six years and improved to 5-0 in the NCAA Tournament.

### ONE WIN SHY

After winning consecutive elimination games over No. 8 Miami (10-2) and Virginia (10-5), Florida was on the short end of a 5-4 score to the eventual national champion Cavaliers. UVa went on to defeat Vanderbilt in the best-of-three CWS Championship Finals.

### VENTURED BACK TO THE HUSKER STATE

Before going 3-2 and tying for third, the Gators had made previous CWS trips in 1988 (1-2, tied for fifth), 1991 (2-2, tied for third), 1996 (2-2, tied for third), 1998 (0-2, tied for seventh), 2005 (3-3, national runner-up), 2010 (0-2, tied for seventh), 2011 (3-2, national runner-up) and 2012 (0-2, tied for seventh).

### HOW THE GATORS ARRIVED AT TD AMERITRADE PARK

Florida was awarded the No. 4 national seed in the NCAA Tournament. The Gators swept the NCAA Gainesville Regional with victories over Florida A&M (19-0), USF (8-2) and No. 21 Florida Atlantic (2-1) and then defeated No. 10 Florida State twice (13-5, 11-4) in the Gainesville Super Regional to advance to the College World Series.

### DIFFERENT UNIFORMS, SAME DESTINATION

Eighth-year skipper Kevin O'Sullivan brought a team to Omaha for the fourth time as a head coach. As an assistant under Jack Leggett at Clemson, O'Sullivan served on staffs that made the 2000, 2002 and 2006 tournaments. In 2012, he passed Joe Arnold (1988, 1991) and Andy Lopez (1996, 1998) for the most CWS trips by Gator head coaches.

### SENIOR LEADERSHIP

The Gators made their first appearance at TD Ameritrade Park Omaha since the 2012 campaign and just two players remained from that club: left-hander Bobby Poyner and third baseman Josh Tobias.

### FABULOUS FRESHMAN JJ SCHWARZ

JJ Schwarz was named the Louisville Slugger Co-2015 Freshman Player of the Year and the NCBWA Freshman Hitter of the Year, achieved All-American status from the American Baseball Coaches Association (ABCA), Baseball America, D1Baseball, the National Collegiate Baseball Writers Association (NCBWA) and Perfect Game and was a consensus Freshman All-American. He finished with a .332 batting average and led the Gators in RBI (73), homers (18), doubles (16), sacrifice flies (6) and slugging percentage (.629). During the Gators' postseason, Schwarz hit a team-best .491 (28-for-57), with 23 runs, 19 RBI, five doubles and four homers. He was selected as the Most Valuable Player of the SEC Tournament and the Most Outstanding Player of the NCAA Gainesville Regional. During the SEC Tournament, he hit .526 (10-for-19), with six RBI, five runs and three doubles, as Florida won its seventh SEC Tournament in program history.

### SUCCESS IN THE CLASSROOM

Nine members of the Gator baseball team were named to the 2015 Spring Southeastern Conference Academic Honor Roll and Dalton Guthrie was chosen to the 2014-15 SEC First-Year Academic Honor Roll. The total gave Florida 80 Academic All-SEC recipients and 36 SEC First-Year Academic Honor Roll recipients in eight years under the

## 2015 HIGHLIGHTS

- In Kevin O'Sullivan's eighth season at the helm, the Gators (52-18) advanced to the NCAA College World Series for the fourth time in six seasons and were one victory shy of the CWS Finals.
- Florida made the CWS for the ninth time in school history (1988, 1991, 1996, 1998, 2005, 2010, 2011, 2012 and 2015).
- UF reached the 50-win plateau for the second time in O'Sullivan's tenure and for the fourth time in school history. Its 52 wins were the second-highest total for the program (53 in 2011).
- The Gators have been a national seed in six of the past seven seasons (No. 8 in 2009, No. 3 in 2010, No. 2 in 2011, No. 1 in 2012, No. 2 in 2014, No. 4 in 2015) – the most national seeds in the country in that span.
- Florida set a school record with a .984 fielding percentage, the second-best clip in NCAA history.
- For the first time in school history, the Orange and Blue ended the seasons for Sunshine State rivals Miami and Florida State in NCAA play.
- The Gators overpowered the Hurricanes twice in Omaha, by scores of 15-3 and 10-2, and swept the NCAA Gainesville Super Regional over the Seminoles, 13-5 and 11-4.
- Florida made its first appearance at TD Ameritrade Park Omaha since the 2012 campaign and just two players remained from that club: left-hander Bobby Poyner and third baseman Josh Tobias.
- The Gators boast the top-five longest homers in TD Ameritrade Park Omaha history, while Peter Alonso occupies No. 1 (429 feet vs. Virginia) and No. 2 (421 feet vs. Miami).
- UF claimed its fourth Super Regional title in five appearances under Coach O'Sullivan and its first since 2012 with the sweep of the Seminoles.
- Florida was 12-3 (.800) in the postseason, going 8-2 (.800) in the NCAA Tournament and 4-1 (.800) at the SEC Tournament.
- The Gators made their 31st NCAA Tournament appearance and swept through the NCAA Gainesville Regional at McKethan Stadium by knocking off Florida A&M (19-0), USF (8-2) and Florida Atlantic (2-1).
- Florida brought home its seventh SEC Tournament Championship with a 7-3 victory over No. 9 Vanderbilt. It was the squad's first crown since 2011 and it defeated the defending national champions three times in four meetings during the season.
- After dropping a 7-6 decision to No. 24 Arkansas in the SEC Tournament, the Gators reeled off four consecutive wins over Auburn (11-2), No. 24 Arkansas (10-0 in 7 innings), No. 1 LSU (2-1) and No. 9 Vanderbilt (7-3). The Tigers and Commodores were the top two seeds at the event.
- JJ Schwarz, who went 2-for-5 with a run scored versus Vanderbilt, was chosen as the Most Valuable Player of the SEC Tourney after batting .526 (10-for-19) over the five games, with six RBI, five runs and three doubles. He joined Gator winners Rich Bombard (Pitcher, 1982),
- Brian Reimsnyder (Outfielder, 1988), Herbert Perry (Designated Hitter, 1991), Brian Purvis (Outfielder, 1991) and Daniel Pigott (Outfielder, 2011).
- The NCBWA Freshman Hitter of the Year, Schwarz was 28-for-57 (.491) with 23 runs and 19 RBI during the postseason and batted .333 (6-for-18) during the CWS. He set a Gator freshman record with 18 homers, including a school-record four round-trippers versus Stetson on April 7, and led the club with 73 RBI.
- Taken 20th in the first round of the Major League Baseball Draft by the Oakland A's and named as a finalist for the Brooks Wallace Award as the nation's top shortstop, Richie Martin batted .291 and scored a team-high 63 runs.
- UF played the toughest schedule in the nation and boasted the No. 1 RPI.
- The Gators led the league with three All-SEC Freshman Team selections, Dalton Guthrie, Mike Rivera and Schwarz, giving O'Sullivan 17 recipients during his tenure.

direction of head coach Kevin O'Sullivan. Mike Fahrman and Bobby Poyner made the list for the third time, Richie Martin was a second-time honoree, while Shaun Anderson, Tyler Deel, Jason Lombardozi, Scott Moss, A. J. Puk and Frank Rubio were first-time recipients. Anderson, Deel, Lombardozi, Moss, Puk and Rubio were named to the 2014 First-Year SEC Academic Honor Roll.

### BULLPEN WAS EFFECTIVE SHUTTING IT DOWN

Florida was 45-3 (.938) leading after six innings, 44-2 (.957) when ahead after seven innings and was 47-1 (.979) when leading after eight innings. The lone blemish after eight innings came in the Gators' first contest at the SEC Tournament, when Arkansas tallied three runs in the ninth to earn a 7-6 victory.

### FIFTY WAS NIFTY

At 52-18, Florida reached the 50-win plateau for the fourth time, having hit the mark in 1991 (51-21), 1996 (50-18) and 2011 (53-19). The squad finished one win short of matching the single-season school mark for victories.

### RIGHT TIME FOR A HOT STREAK

After dropping a ninth-inning heartbreaker to No. 24 Arkansas at the SEC Tournament, the Gators put together a season-long winning streak of 10 games from May 21-June 15, posting seven victories over ranked teams. In 15 postseason contests, Florida hit .317 (168-for-530), with a 2.54 earned run average and a .981 fielding percentage and outscored its opponents by a 128-41 margin.

### MARTIN TOOK A PLEASANT PHONE CALL

Taken 20th in the first round of the Major League Baseball Draft by the Oakland A's and named as a finalist for the Brooks Wallace Award as the nation's top shortstop, Richie Martin batted .291 and scored a team-high 63 runs. After committing 21 errors in 2014 and having a .930 clip, his defense was a fixture on the highlight reels this time around with a .972 fielding percentage.

### RAIDING THE COOKIE JAR

More active on the basepaths, the Gators passed 2014's total of 57 stolen bases, as the squad was 80-for-112 (.714). Richie Martin was 20-for-28 (.714) and Buddy Reed

## 2015 SEASON IN REVIEW

was 18-for-26 (.692). Before last season, the last Florida player with 20 thefts in a campaign was Matt den Dekker in 2010, when he had 23.

### TRIGGERING THE OFFENSE

Harrison Bader (.297, 66 RBI, 17 HR) and JJ Schwarz (.332, 73 RBI, 18 HR) combined for 139 RBI and 35 homers last season.

### POWER RETURNS

Florida totaled 26 home runs in 63 games in 2014 and had 66 through 70 outings in 2015 after hitting six homers at the NCAA College World Series and 16 during the postseason. JJ Schwarz (18) clubbed two homers in Game 2 of the NCAA Gainesville Super Regional against Florida State to eclipse the school record for homers by a freshman (Austin Maddox, 17 in 2010). With 17 big flies, Harrison Bader surpassed his season total of two from last year by the fifth game in 2015.

### WHEN YOU GET KNOCKED DOWN...

Twenty-one of the Gators' 52 wins last season came when they were behind, including three victories over No. 8 Miami and two over No. 8 Vanderbilt, and they overcame 3-0 deficits to upend FAU (2/24), Stony Brook (2/28), Vanderbilt (5/9) and Auburn (5/15). Trailing 6-5 with two out in the eighth on March 24, UF scored three times in that frame and tacked on an insurance run to down Stetson, 9-6. The Gators were down, 4-3, to Alabama in the seventh on March 28 before Jeremy Vasquez tied the game with a two-out homer. Florida scored three in the eighth to secure a 7-4 win. UF rebounded from a 2-0 deficit to South Carolina on April 11 for a 12-5 win and reeled off 10 unanswered runs on April 26 against Kentucky. UF trailed Georgia, 3-2, on May 3 before rallying for a 7-4 win, came from behind twice the last two weekends of the regular season to beat Vanderbilt and Auburn, trailed No. 1 LSU before posting a 2-1 triumph in the semifinals of the SEC Tournament, was down 1-0 to Florida Atlantic before a 2-1 win in the NCAA Gainesville Regional final and spotted Florida State two runs in the first inning before an 11-4 triumph in the second game of the NCAA Gainesville Super Regional. Although Miami plated the opening run in Omaha, the Gators rode an 11-run fourth inning to a 15-3 victory over the Hurricanes and rebounded from a 1-0 deficit to Virginia in the second meeting for a 10-5 win.

### FLORIDA IN SUPER REGIONALS

The Gators earned their seventh Super Regional berth in school history and the fifth under Kevin O'Sullivan. UF is 10-5 (.667) and has claimed five titles in Supers.

- 2004 - lost to Miami (FL), 2-0
- 2005 - defeated Florida State, 2-0
- 2009 - lost to Southern Miss, 2-0
- 2010 - defeated Miami (FL), 2-0
- 2011 - defeated Mississippi State, 2-1
- 2012 - defeated NC State, 2-0
- 2015 - defeated Florida State, 2-0

### TURNSTILES WERE CLICKING

Florida set a two-game series record by drawing 11,481 during the NCAA Gainesville Super Regional. Five of the top-10 Gator Baseball home crowds have come when the Gators have played Florida State.

### HOSTED THE PARTY

Last season marked the 13th time that McKethan Stadium has hosted NCAA Regional action and the sixth time in the past seven years. The Gators have gone on to the College World Series from Gainesville on eight occasions: 1991, 1996, 1998, 2005, 2010, 2011, 2012 and 2015.

### PROTECTED THE HOUSE

Florida improved to 45-12 (.789) on its own turf during NCAA play. Head coach Kevin O'Sullivan is 23-5 (.821) in NCAA play at home, 15-2 (.882) in Regionals and 8-3 (.727) in Super Regionals.

### SUNSHINE STATE VENUES ARE COMMON

Considering past history, it wasn't much of a surprise that the Gators began the NCAA Tourney in their home state. In its 31 Regional appearances, UF has been placed at sites within Florida 24 times (Gainesville-13, Coral Gables-7, Tallahassee-4). The squad has also traveled to North Carolina (1958, 1960, 1962), Minnesota (1977), Texas (2000), Oklahoma (2004) and Indiana (2013).

### ANOTHER VISIT TO THE DANCE

The 21st head baseball coach in school history, Kevin O'Sullivan was the seventh individual to take Florida to NCAAs and is the only one to take the Gators to Regionals every season.

| Head Coach              | Tenure              | NCAA Appearances                   |
|-------------------------|---------------------|------------------------------------|
| <b>Kevin O'Sullivan</b> | <b>2008-present</b> | <b>8 (08-09-10-11-12-13-14-15)</b> |
| Joe Arnold              | 1984-94             | 7 (84-85-88-89-91-92-94)           |
| Andy Lopez              | 1995-2001           | 5 (96-97-98-2000-01)               |
| Pat McMahon             | 2002-07             | 4 (2002-03-04-05)                  |
| Jay Bergman             | 1976-81             | 3 (77-79-81)                       |
| Dave Fuller             | 1948-75             | 3 (58-60-62)                       |
| Jack Rhine              | 1982-83             | 1 (82)                             |

### ENJOYING THE 'SECOND' SEASON

Kevin O'Sullivan has a 29-17 (.630) NCAA Tournament mark, going 15-6 (.714) in Regionals, 8-3 (.727) in Super Regionals and 6-8 (.429) at the College World Series.

### APPRECIATED THE SUPPORT

In Logan Shore's final four starts of the regular season, the Gators scored a total of two runs. Over his final five outings, Florida plated 68 runs (11 vs. Auburn at the SEC Tourney, 19 vs. Florida A&M in the Regional, 13 vs. Florida State in the Super Regional, 15 vs. Miami and 10 vs. Virginia in Omaha).

### TOOK IT TO ANOTHER LEVEL

A.J. Puk fired seven shutout innings and retired the final 14 batters he faced as Florida posted an 8-2 victory over USF in the Regional winner's bracket game. The left-hander yielded four singles, totaled eight strikeouts and issued one walk in claiming his fourth straight decision. He finished his outing by retiring the final 14 batters in a row and 18 of the last 19 after surrendering a third-inning infield hit.

### SEC TOURNAMENT RECAP

After falling to fifth-seeded Arkansas, 7-6, fourth-seeded Florida knocked off ninth-seeded Auburn (11-2), Arkansas in the rematch (10-0 in seven innings), top-seeded LSU (2-1) and second-seeded Vanderbilt (7-3) to secure the seventh SEC Tournament Championship in school history, first since 2011.

### TO THE VICTORS WENT THE SPOILS

Catcher/designated hitter JJ Schwarz, who went 2-for-5 with a run scored versus Vanderbilt, was chosen as the Most Valuable Player of the SEC Tourney after batting .526 (10-for-19) over the five games, with six RBI, five runs and three doubles. He joined Gator winners Rich Bombard (Pitcher, 1982), Brian Reimsnyder (Outfielder, 1988), Herbert Perry (Designated Hitter, 1991), Brian Purvis (Outfielder, 1991) and Daniel Pigott (Outfielder, 2011). Other members of the All-Tourney Team from the Orange and Blue included first baseman Peter Alonso, right-hander Taylor Lewis, left-hander A.J. Puk and outfielder Buddy Reed.

### QUICK START CERTAINLY HELPED

Harrison Bader led off the SEC Tournament Championship game with a homer to left field, jump-starting the Gators' 7-3 victory over No. 9 Vanderbilt. After dropping the series opener to the Commodores, UF claimed the last three meetings between the Eastern Division rivals. Josh Tobias made his first start at second base since March 26, 2013 (vs. Florida State in Jacksonville) and was 2-for-4 with an RBI and a walk, raising his on-base streak to 22 games.

### RIVERA TO THE RESCUE, LEWIS CAGED THE TIGERS

Catcher/designated hitter Mike Rivera snapped a 1-1 tie with a leadoff homer in the ninth and Taylor Lewis finished off a 4.1-inning stint in which he permitted one hit and zero runs to the 14 batters he faced as the Gators edged No. 1 LSU in the SEC Tournament semifinals. Kevin O'Sullivan improved to 5-1 (.833) against top-ranked squads.

### SOMETHING TO PONDER...

The Gators' run to the crown in Hoover marked the sixth time last season that Florida lost game one of a weekend set and posted wins to emerge victorious (UF had defeated Tennessee, Alabama, Georgia, Vanderbilt and Auburn by 2-1 series margins).

### SEC SHOWINGS

With a 19-11 (.633) league record, UF defeated Tennessee twice on the opening SEC weekend at McKethan Stadium (L, W, W), was on the short end of a 2-1 series at Ole Miss (L, L, W), claimed two of three games with Alabama at home (L, W, W) fell twice at Missouri (W, L, L), swept No. 21 South Carolina at home, claimed all three games at Mississippi State, lost a pair of games at home to Kentucky (L, L, W), rallied to win the series at Georgia (L, W, W) and rebounded to down No. 8 Vanderbilt (L, W, W) and Auburn (L, W, W).

### CONFERENCE SERIES BREAKDOWN

Florida had a 3-7 (.300) mark in Game 1, a 7-3 (.700) record in Game 2 and a 9-1 (.900) record in Game 3 of its SEC series. The Gators were 4-1 (.800) in home series, defeating Tennessee, Alabama, South Carolina and Auburn and falling to Kentucky, and were 3-2 (.600) in their road series, losing at Ole Miss and Missouri before sweeping Mississippi State and defeating Georgia and No. 8 Vanderbilt.

### WALKING THE FINE LINE

Florida was 10-6 (.625) in one-run games last year, including a pair of triumphs over No. 8 Miami (4-3, 2-1) and a 1-0 shutout of Stony Brook. The Gators fell to No. 9 UCF on March 3, 4-3, and edged Fairfield, 8-7, on March 10. UF dropped a 4-3 decision to No. 13 Florida State on April 14, nipped Mississippi State, 2-1, on April 18, edged Bethune-Cookman, 2-1, on April 21, fell to Kentucky on April 25, 7-6, downed Georgia, 3-2, on May 2, and nipped Auburn, 4-3. A 7-6 setback to Arkansas was followed by a 2-1 win over No. 1 LSU in the SEC Tourney semifinals. In the Regional final, the Gators nipped No. 21 Florida Atlantic, 2-1. Both of its losses in Omaha came at the hands of eventual national champion Virginia (1-0 and 5-4).

### FREE BASEBALL

The Gators improved to 1-2 (.333) in extra innings by downing No. 8 Vanderbilt, 9-7, in 10 innings on May 9. UF had previously dropped both of its extra-inning contests last year, 12-9 in 10 innings to Alabama on March 27 and 4-3 in 12 innings to No. 13 Florida State on April 14.

## 2015 SEASON IN REVIEW

### PUT UP BIG NUMBERS

Over 63 games in 2014, the Gators reached double-digits five times, the last during a 13-3 victory at Alabama on May 4. UF totaled 10 or more runs 20 times in 70 games in 2015 (22-3 over URI on 2/14; 13-3 at USF on 2/18; 10-8 vs. FAU on 2/24; 14-3 over Stony Brook on 2/28; 10-2 over UCF on 3/4; 14-8 over FSU on 3/17; 22-2 over Stetson on 4/7; 14-3, 12-5, 12-2 against South Carolina from 4/10-4/12; 10-5 at Mississippi State on 4/19; 10-1 vs. Kentucky on April 26; 11-2 vs. Auburn on 5/21; 10-0 vs. Arkansas on 5/22; 19-0 over Florida A&M on 5/29; 13-5 and 11-4 over Florida State on 6/5-6/6; 15-3 and 10-2 over Miami (FL) on 6/13 and 6/17 and 10-5 over Virginia on 6/19).

### SET THE TONE

Florida scored in the first inning of 24 contests and held a 59-31 scoring edge in the opening stanza. UF scored 33 runs in the first inning in 2014. The Gators were 23-1 (.958) when scoring in the opening frame and were 36-4 (.900) when scoring first.

### MADE THE LEAP IN YEAR TWO

Buddy Reed (.305) hit .244 in 60 games during his freshman season and surpassed his previous season highs in runs (51-26) and RBI (47-6) compared to his rookie campaign. Reed's two-run triple against Georgia opened the scoring on May 3, he went 2-for-4 with an RBI double and an RBI single versus USF on May 5 and was 4-for-10 (.400) at Vanderbilt with a three-run jack in game three. Reed was named to the SEC's All-Defensive Team.

### TAKE YOUR BASE

Led by 16 from Richie Martin, 12 from Josh Tobias and 10 from Harrison Bader, the Gators were hit 75 times last season, including seven in the Regional opener by Florida A&M, three to Martin.

### CLOSED REGULAR SEASON BY DOWNING AUBURN

Florida completed the regular season by taking two of the three games from Auburn at McKethan Stadium from May 14-16. The Gators fell in the opener, 4-1, but then rebounded with 4-3 and 3-1 victories. Josh Tobias snapped a 1-1 tie with a two-run homer in the sixth inning as UF captured the series, 3-1, on Saturday afternoon. Right-hander Taylor Lewis threw 4.1 scoreless innings and southpaw Bobby Poyner recorded the final out to pick up his fourth save. Auburn took a 1-0 lead by scoring on a wild pitch in the second inning before the Gators answered in the bottom of the frame on a leadoff homer to right field by Peter Alonso (2-for-4). Tobias belted a two-run shot in the sixth to provide the winning margin. Florida rallied from a 3-0 deficit with four unanswered runs to even the series with Auburn, 4-3, on Friday. The Gators tied the game with a three-run fourth inning and went ahead in the sixth on a sacrifice fly by Alonso (1-for-2, two RBI). Righty Aaron Rhodes threw 3.2 scoreless innings to pick up the win and southpaw Kirby Sneed retired all six batters he faced to register his first save of the campaign. Despite seven innings of two-run ball from righty Logan Shore, the Gators were on the short end of a 4-1 score.

### HAPPY TUNE IN THE MUSIC CITY

After dropping a 2-0 decision to No. 8 Vanderbilt on May 7, Florida posted a 7-3 victory on Friday and a 9-7 win in 10 innings on Saturday to take the series. Ryan Larson was a team-high 5-for-12 (.417) in the series with the Commodores and sophomore Buddy Reed went 4-for-10 (.400), scored three runs and tallied three RBI as UF emerged victorious. Reed clubbed a three-run homer and finished

3-for-5 with a couple of runs in Saturday's rubber game, a 10-inning affair. With the Gators down to their final out in the ninth, Reed kept the game going with a single up the middle and scored the tying run on a base-knock by JJ Schwarz. After UF dropped the opener to the Commodores, Schwarz belted a two-run homer in the second inning to move the Gators in front of the second game and finished the contest 3-for-5. In the series finale, he brought the Gators within 7-5 in the eighth inning with an RBI triple, his third three-bagger of the campaign. With UF down its final out in the ninth inning, he delivered a game-tying RBI single through the right side that brought home Reed. Taylor Lewis earned the decision in the third meeting with the Commodores by tossing 2.2 scoreless innings. A.J. Puk had a career-high 12 strikeouts over seven innings in the second matchup with No. 8 Vanderbilt and picked up the win as the Gators evened the series. He scattered five hits and yielded two runs in his second straight quality outing. Logan Shore yielded one run over seven innings on Thursday but was on the short end of a pitching duel.

### UF CLOSED THE NON-CONFERENCE SLATE WITH WIN

Right-hander Dane Dunning had a career-high eight strikeouts and Richie Martin and Buddy Reed drove in two runs apiece as Florida downed USF, 5-1, on May 5 at McKethan Stadium. The Gators wrapped up their mid-week schedule with a 10-3 (.769) record and completed their non-conference activity in the regular season at 21-4 (.840). Left-hander Kirby Sneed retired the first 10 USF batters he faced and tossed a season-high four scoreless innings, while right-hander Eric Hanhold struck out two of three hitters in the ninth to complete the contest. Six of Florida's 10 hits went for extra bases.

### UF BOUNCED BACK IN ATHENS

Florida rebounded from an 11-1 Friday night loss at Georgia with a pair of wins, 3-2 and 7-4, to take the series over the Bulldogs. UF has now captured eight of the last nine regular-season series between the Eastern Division rivals. Josh Tobias was 5-for-12 (.417) against Georgia and Buddy Reed went 4-for-10 (.400), had a two-run single on Sunday and a spectacular leaping grab against the wall at Foley Field on Saturday. The Gators did not commit any errors on the weekend again. Ryan Larson came through with a three-run double in the sixth to snap a 4-4 tie and lift UF to a 7-4 triumph in Sunday's rubber game. The Gator bullpen threw seven scoreless innings, with Taylor Lewis earning the victory and Danny Young pocketing his second save by retiring all eight batters he faced. Larson launched a three-run double in the sixth to give the Gators a 7-4 lead. Pinch hitter Jeremy Vasquez delivered a game-winning single with two outs in the ninth inning to drive in Richie Martin as the Gators evened the series with a 3-2 victory on Saturday. After surrendering a pair of singles in the opening stanza, A.J. Puk retired the final 16 hitters he faced. UGA had come back from a pair of one-run deficits before UF's ninth-inning heroics. With one down in the ninth, Martin tripled into the left-field corner. After Peter Alonso walked for the third time in the contest for runners on the corners and two out, Harrison Bader was walked intentionally to load the bases. Vasquez roped a 1-0 pitch into right field to bring home Martin and Alonso was thrown out at the plate to keep UGA's deficit at one run. Bobby Poyner set down the first two batters in the home part of the frame before yielding consecutive singles. However, the left-hander had a grounder force the runner at second base for the final out. David Sosebee set a career high by working eight innings and Mike Bell was 4-for-4 with four RBI as Georgia opened the series with a win.

### KENTUCKY CLAIMED SERIES OVER THE GATORS

Kentucky claimed the first two games at McKethan Stadium, 3-0 and 7-6, to secure the series win over Florida for the third year in a row. The Gators avoided the sweep with a 10-1 triumph on Sunday. Alex Faedo yielded one run over 5.1 innings and a balanced offense with 16 hits helped Florida salvage Sunday's finale, 10-1. Harrison Bader (3-for-5), Dalton Guthrie (3-for-4) and Mike Rivera (2-for-3) each drove in multiple runs for the Gators. Kentucky used a four-run second inning and threw out the potential tying run at the plate to end the game in a series-clinching 7-6 victory on Saturday night. A quartet of pitchers combined on a five-hitter as the Wildcats claimed the series opener, 3-0, on Friday night. It marked the first time last season that the Gators had been shut out.

### SCHWARZ PLAYING AT ANOTHER LEVEL

Freshman catcher/designated hitter JJ Schwarz was named the NBCWA Hitter of the Week, the SEC Player of the Week and was chosen as one of Louisville Slugger's National Players of the Week after hitting .529 with 15 RBI, 12 runs and seven homers in the Gators' four victories from April 6-12.

### SCHWARZ'S HIGHLIGHTS

- Batted .529 (9-for-17) with 15 RBI, 12 runs and seven homers as Florida captured all four games, including a sweep of No. 21 South Carolina
- All nine of his hits went for extra-bases (seven homers, two doubles) and he recorded a slugging percentage of 1.882
- Belted a school-record four homers against Stetson, tying the SEC's single-game mark set in 1982 by Kentucky's Bill Sandry, and established a UF single-game mark with 18 total bases
- Went 5-for-6 against the Hatters and totaled a career-high 10 RBI, second-most ever by a Gator, with a two-run homer in the second inning, a two-run blast in the third inning, a three-run jack in the fourth, a solo big fly in the seventh and a two-run double in the eighth
- Hit .364 (4-for-11) with a team-high seven runs, five RBI and three homers during the three wins over the Gamecocks
- Completed the weekend by going 3-for-4 with three RBI and a pair of round-trippers, a solo shot in the fourth and a two-run dinger in the eighth
- Started the series with USC with a run-scoring double in the fifth and a leadoff homer in the seventh

### UF SWEEPED SOUTH CAROLINA

Entering the weekend with identical 6-6 league records, UF rode its sizzling offense to a sweep of South Carolina, 14-3, 12-5 and 12-2 at McKethan Stadium. Florida batted .400 (44-for-110) over the three games and enjoyed a 38-10 scoring advantage, with eight doubles and seven homers. The squad was also flawless in the field. A four-run second inning and a solid SEC debut by Alex Faedo helped the Gators complete the sweep of USC, 12-2, on Sunday afternoon. UF swept the Gamecocks in a regular-season series for just the fifth time in school history and the third time under Kevin O'Sullivan. Faedo retired the first 14 batters of the contest before surrendering a fifth-inning double and set career bests and strikeouts (6) and innings pitched (5.2 IP). JJ Schwarz (2-for-4, three RBI) launched two more homers, giving him seven for the week. Richie Martin drove in a career-high six runs, with a two-run single in the second inning that broke a 2-2 tie, a three-run homer in the fourth and an RBI double in the sixth as the Gators clinched the series with an 12-5 win on Saturday

## 2015 SEASON IN REVIEW

night. The Gators have taken the last four regular-season series from the Gamecocks. A.J. Puk picked up the victory with a three-inning relief stint following Dane Dunning. UF snapped a 3-3 tie with six runs in the fifth and plated the game's final 11 runs in a 14-3 victory) on Friday night. Every Gator starter contributed at least one hit, with Harrison Bader, Christian Hicks and Schwarz each homering. Florida totaled 17 hits on the night, seven for extra bases with four doubles and three round-trippers.

### FIREWORKS DISPLAY AT THE MAC

Florida tied a school record with seven homers, including a school-record four by JJ Schwarz, in a 22-2 win over Stetson on April 7. The Gators banged out a season-high 22 hits and equaled their highest run total of the campaign in defeating the Hatters for the second time last year. Schwarz was a one-man wrecking crew, going 5-for-6 with a school-record 18 total bases, 10 RBI (second-most by a Gator), five runs and four round-trippers, tying the SEC mark set by Kentucky's Billy Sandry in 1982. Dalton Guthrie led off UF's first inning with his first career homer and added a solo shot in the fifth, while Harrison Bader was 3-for-5 with four RBI and Buddy Reed was 3-for-5 and scored four runs. The Gator bullpen tossed 7.2 scoreless innings and Alex Faedo improved to 2-1 with the decision.

### GATORS DROPPED ROAD SERIES TO TIGERS

After taking the series opener at Eastern Division foe Missouri, 5-1, Florida fell in the next two games to the Tigers by scores of 10-1 and 5-3. Peter Fairbanks limited the Gators to one run on two hits over five innings to pick up the win in Sunday's rubber game and Ryan Howard clubbed a three-run homer during the five-run fifth frame. Josh Tobias (2-for-3, two RBI) had provided the Gators with 1-0 lead in the second inning with a one-out homer to right center field and added an RBI triple in the ninth inning. Tanner Houck carried a shutout into the eighth inning and Zach Lavy belted a pair of homers as the Tigers evened the series with a 10-1 victory on Saturday afternoon. Behind eight strong innings from Logan Shore and two RBI apiece from Peter Alonso and Tobias, Florida posted a 5-1 victory on Friday night. Shore retired the final 13 hitters he faced as the Gators used three runs in the fourth and two in the fifth to down the Tigers.

### PRESCRIPTION UPGRADE PAID OFF

Buddy Reed started the season 1-for-14 (.071). He began wearing glasses for the USF game on Feb. 18 and reeled off a torrid five-game stretch in which he was 11-for-24 (.458) with five RBI and five runs. Reed had a career-best 13-game hit streak from March 4-27 in which he hit .327 (17-of-52) with 12 RBI, eight runs, five doubles, four walks and two triples.

### GATORS WEATHERED THE TIDE

Florida overcame a game-one setback to Alabama in extra innings on Friday to take the series at McKethan Stadium with back-to-back victories. The Gator offense batted .358 (38-for-106) against the Crimson Tide, led by Ryan Larson going 6-for-12 (.500) with four RBI and a pair of doubles and Mike Rivera batting .417 (5-for-12) with four RBI. Buddy Reed snapped a 4-4 tie with a two-run, bases-loaded single in the eighth inning and Rivera added an RBI single in the frame as UF captured the rubber game of its weekend series with Alabama, 7-4, on a sun-splashed Saturday afternoon. The Gators had evened the game in the seventh inning on a two-out solo homer by Jeremy Vasquez. Making his first relief appearance of the season, A.J. Puk registered five strikeouts and permitted one hit over 3.1 scoreless innings to collect the Gators' the victory. Florida used a five-run first inning and the first career complete game from Logan

Shore to collect an 8-1 victory over Alabama and forge a split of Friday's doubleheader. Six different players turned in multiple-hit efforts for the Orange and Blue, while Shore also matched his career high of eight strikeouts. Florida used seven consecutive hits to grab a 5-0 lead in the first inning. Richie Martin had a one-out single, stole second and moved to third on a base-hit by Harrison Bader before scoring on an infield single by Josh Tobias (2-for-5). After a base-hit into left field by Reed (2-for-5) loaded the bases, freshman JJ Schwarz delivered a two-run double and Rivera (2-for-4) and Vasquez (2-for-4) followed with back-to-back RBI singles. Reed roped a two-out RBI single into right field in the fourth stanza to bring home Dalton Guthrie for a 7-1 cushion and Vasquez launched his first career homer to right field with two down in the fifth inning to finalize the scoring. Alabama scored three times in the 10th inning to post a 12-9 victory on Friday afternoon in the opener of the day/night doubleheader. The Crimson Tide overcame a 4-1 deficit to take a 9-4 lead and withstood three runs in the seventh and two in eighth by the hosts to end a seven-game losing streak to the Gators. Guthrie had his team-leading 13th multiple-hit game for the Gators and was 4-for-5 with two runs. Aaron Rhodes made his first start of the season and drew his first starting assignment since May 3, 2014, at Alabama. Rivera belted his second round-tripper of the year in the fourth inning and Bader connected on his eighth homer of the year with Guthrie aboard in the seventh inning. Reed's career-best 13-game hitting streak ended with a 0-for-5 performance.

### REBELS EMERGED VICTORIOUS

In its first road series of the year from March 20-21 at Ole Miss, Florida dropped the first two contests before salvaging the finale. UF fell short, 4-1, in the series opener. The Rebels put up two runs each in the first and sixth innings before Florida got on the board in the top of the seventh on a RBI double by Mike Rivera into the right-center gap. Florida made two uncharacteristic errors against the Rebels, but the freshmen hitters continued their contributions at the dish for the Gators, accounting for two of UF's three hits in the first game of the weekend set, as both Rivera and classmate Jeremy Vasquez went 1-for-3. Buddy Reed (1-for-4) accounted for UF's third hit and scored on Rivera's two-bagger in the seventh. After dropping a 5-2 decision in game one of Saturday's weather-induced doubleheader, UF got back in the win column in the nightcap with an 8-4 victory to wrap up the series. The Gators finished the weekend by pounding out a dozen hits in the win. Florida scattered runs in the first, second, third, sixth and seventh innings and had 12 hits, including four doubles, in the nightcap -- its Friday night and Saturday afternoon output combined. Dalton Guthrie paved the way for the Gators with a 3-for-5 night, including a career-high three RBI. Dane Dunning twirled the first 4.1 innings and fanned a careertying five Rebels before Bobby Poyner came on for the next 3.1 innings of scoreless relief to pick up his first win of the season, including six strikeouts.

### BOUNCED BACK FOR SERIES WIN OVER TENNESSEE

On the opening weekend of SEC play, the Gators dropped the opener to the Vols, 6-3, before responding with a pair of victories: 8-3 and 9-4. After being no-hit by Vols' starter Derek Marks for the first eight innings on Friday night, the Gators combined for 20 runs and 29 hits over the next 19 innings and posted two wins to take the series. Florida had nine runs on 12 hits in Sunday's 9-4 win over Tennessee to clinch the series. On Saturday, UF had eight runs on 13 hits in the Gators' 8-3 win. Despite being held scoreless and hitless for eight innings on Friday, UF scraped together three runs on four hits in the ninth inning of Friday's 6-3 loss to the Vols.

### SCHWARZ UNDER THE LIMELIGHT

JJ Schwarz was named the SEC Freshman of the Week on March 2 for the first time in his career after notching a .462 average during the Gators' four victories during the previous week. He went 4-for-9 (.444) with two doubles, one run and an RBI as the Gators took all three games from Stony Brook. He tallied three RBI and was 2-for-4 in the mid-week triumph over Florida Atlantic.

### MILESTONE FOR O'SULLIVAN

Florida's 1-0 win over Stony Brook on Feb. 27 was the 300th victory for Kevin O'Sullivan, becoming the quickest Gator baseball coach to reach that plateau. O'Sullivan hit the mark in his 456th game, while Dave Fuller (1948-75) accomplished the feat in his 467th game and Joe Arnold (1984-94) did so in his 483rd contest.

### REED RECOGNIZED BY SEC AFTER STRONG STRETCH

Buddy Reed was named the SEC Co-Player of the Week on Feb. 23 for the first time in his career after hitting .444 (8-for-18) as the Gators captured three of four contests, including a series triumph over No. 8 Miami. He batted a team-best .444 (8-for-18) with four RBI, four stolen bases, three runs and a pair of outfield assists as the Gators went 3-1. Reed led Florida to the series victory over No. 8 Miami by going 5-for-12 (.417), with at least one hit in each game. He delivered a walk-off single in the ninth inning to score Josh Tobias with the winning run in UF's 4-3 triumph on Friday night.

### BADER HONORED BY THE SEC & LOUISVILLE SLUGGER

Harrison Bader was named the SEC Player of the Week on Feb. 16 for the first time in his career after hitting .583 and driving in 11 runs as the Gators took all three games against Rhode Island to begin the 2015 season. He was also chosen as one of Louisville Slugger's National Players of the Week by Collegiate Baseball Newspaper. He batted a team-best .583 (7-for-12) with 11 RBI, five runs, three homers and two doubles as Florida swept its opening series for the first time since 2011. Bader had multiple hits and multiple RBI in all three games of the weekend, to go along with a 1.500 slugging percentage and a couple of outfield assists.

### SPLENDID START FOR GUTHRIE

Dalton Guthrie made his collegiate debut in impressive fashion against Rhode Island, starting all three games at second base and batting out of the leadoff spot. He went 6-for-13 (.462) with four runs, three doubles, an on-base percentage of .500 and at least one hit in each outing. Guthrie helped Florida complete the sweep of Rhode Island by going 4-for-5 with three runs and a pair of doubles on Sunday. He was the first Gator second baseman since Adam Davis in 2005 to hit leadoff on Opening Night and went 1-for-5.

### NEW FACES BEHIND THE PLATE

The Gators needed to replace first-team All-SEC catcher Taylor Gushue, who batted .316 and led the squad in total bases (105), RBI (49), doubles (16), sacrifice flies (11), homers (6) and slugging percentage (.467) on his way to second-team All-America honors from Louisville Slugger. A pair of talented freshmen, Mike Rivera and JJ Schwarz, enjoyed stellar seasons. They were teammates on the 2013 USA 18-U National Team which repeated as World Champions after winning the 18-U World Cup in Taichung, Taiwan.

### ANOTHER ROOKIE TOOK OVER

Dalton Guthrie become the Gators' starter at second base after a three-year run by Casey Turgeon, who signed with the St. Louis Cardinals after his junior campaign. A teammate

# 2015 SEASON IN REVIEW

of Mike Rivera's at Venice High School, where they captured back-to-back state championships in Class 7A in 2012 and 2013, Guthrie was one of nine players in the country and the only player from Florida named to the 2014 Rawlings High School Gold Glove Team.

## STAFF ADDITIONS

Lars Davis joined the UF's staff in the fall of 2014 as its volunteer assistant coach. A third-round selection of the Colorado Rockies in the 2007 MLB Draft after playing at Illinois, he enjoyed an eight-year professional career with three organizations (Colorado, Arizona, Philadelphia) and advanced to Triple-A. Former Gator Hudson Randall was the team's student assistant coach last season. The righty is Florida's all-time NCAA Tournament leader in innings pitched (58.2), strikeouts (50), games started (10) and wins (5). Randall completed his Gator tenure with a record of 28-10 (.737) and his victory total is currently tied for second in school history with Rob Bonanno (1991-94) behind Marc Valdes (31, 1991-93).

## TOBIAS ON THE BIG STAGE

Josh Tobias was one of three student-athletes that represented the SEC on proposed governance rule changes under the NCAA's recently adopted Division I autonomy process. He attended the NCAA National Convention in Fort Washington, Md., on Jan. 17 as part of the Five Conferences (ACC, Big Ten, Big 12, Pac 12, SEC) to "engage and empower student-athletes by giving them both a voice and vote within a transparent decision-making process."

## MAJOR LEAGUE GENES

Two Gators have fathers who played in the Majors. Dalton Guthrie's father, Mark Guthrie, went to LSU, where he played for legendary head coach Skip Bertman from 1984-87. The elder Guthrie earned All-SEC and Academic All-SEC and made a pair of trips to the NCAA College World Series. He pitched in the Major Leagues for 15 years with the Minnesota Twins (1989-95), Los Angeles Dodgers (1995-98), Boston Red Sox (1999), Chicago Cubs (1999-2000, 2003), Tampa Bay Devil Rays (2000), Toronto Blue Jays (2000), Oakland A's (2001) and New York Mets (2002). JJ Schwarz's father, Jeff Schwarz, pitched in the Major Leagues for the Chicago White Sox (1993) and California Angels (1994).

## INFORMATION CHARTS

### 2015 MAJOR LEAGUE DRAFT PICKS

| Player              | Round (Pick) | Team                   |
|---------------------|--------------|------------------------|
| Richie Martin (SS)  | 1st (20th)   | Oakland A's            |
| Harrison Bader (OF) | 3rd (100th)  | St. Louis Cardinals    |
| Eric Hanhold (RHP)  | 6th (181st)  | Milwaukee Brewers      |
| Danny Young (LHP)   | 8th (242nd)  | Toronto Blue Jays      |
| Taylor Lewis (RHP)  | 9th (270th)  | Atlanta Braves         |
| Josh Tobias (3B)    | 10th (294th) | Philadelphia Phillies  |
| Bobby Poyner (LHP)  | 14th (411th) | Boston Red Sox         |
| Mike Vinson (RHP)   | 24th (730th) | Detroit Tigers         |
| Aaron Rhodes (RHP)  | 28th (855th) | L.A. Angels of Anaheim |

### MISCELLANEOUS RECORDS

#### In 2015, Florida's record when...

|                                     |       |
|-------------------------------------|-------|
| Overall                             | 52-18 |
| At home                             | 33-6  |
| On the road                         | 11-8  |
| At neutral sites                    | 8-4   |
| Day games                           | 23-4  |
| Night games                         | 29-14 |
| Extra-inning games                  | 1-2   |
| Vs. left-handed starter             | 17-7  |
| Vs. right-handed starter            | 35-11 |
| When starter receives decision      | 30-14 |
| When reliever receives decision     | 22-4  |
| When starter goes 5+ innings        | 30-8  |
| When starter goes <5 innings        | 22-10 |
| When scoring first                  | 36-4  |
| When opponent scores first          | 16-14 |
| When leading after 6 innings        | 45-3  |
| When trailing after 6 innings       | 4-14  |
| When tied after 6 innings           | 3-1   |
| When leading after 8 innings        | 47-1  |
| When trailing after 8 innings       | 1-15  |
| When tied after 8 innings           | 3-2   |
| In one-run games                    | 10-6  |
| In two-run games                    | 4-2   |
| Winning in its last at bat          | 5-3   |
| Coming from behind                  | 21-7  |
| When scoring 0-3 runs               | 8-14  |
| When scoring 4-7 runs               | 15-3  |
| When scoring 8-10 runs              | 16-1  |
| When scoring 11+ runs               | 13-0  |
| When opponent scores 6 runs or less | 48-11 |
| When opponent scores 7 runs or more | 4-7   |
| When collecting 1-3 hits            | 0-2   |
| When collecting 4-6 hits            | 4-10  |
| When collecting 7-9 hits            | 11-3  |
| When collecting 10-12 hits          | 15-2  |
| When collecting 13+ hits            | 22-1  |
| When out-hitting opponent           | 46-3  |
| When out-hit by opponent            | 2-15  |
| When hits are equal                 | 4-0   |
| When hitting a home run             | 32-6  |
| When opponent hits a home run       | 19-12 |
| When errorless                      | 31-8  |
| When committing 1 error             | 14-8  |
| When committing 2+ errors           | 7-2   |
| When opponent is errorless          | 11-8  |
| Game 1 of weekend series            | 8-7   |
| Game 2 of weekend series            | 11-4  |
| Game 3 of weekend series            | 13-1  |
| Against top-5 teams                 | 1-0   |
| Against top-10 teams                | 11-4  |
| Against top-25 teams                | 17-6  |
| Against unranked teams              | 35-12 |
| Vs. SEC                             | 23-12 |

|                                    |       |
|------------------------------------|-------|
| Vs. SEC East                       | 12-7  |
| Vs. SEC West                       | 11-5  |
| Vs. Non-Conference                 | 29-6  |
| Vs. 2014 NCAA Tourney participants | 23-12 |

### BY DAY

|           |      |
|-----------|------|
| Monday    | 0-1  |
| Tuesday   | 7-3  |
| Wednesday | 4-1  |
| Thursday  | 1-2  |
| Friday    | 14-5 |
| Saturday  | 15-5 |
| Sunday    | 11-1 |

### BY MONTH

|          |      |
|----------|------|
| February | 9-1  |
| March    | 14-6 |
| April    | 10-5 |
| May      | 14-4 |
| June     | 5-2  |

### BY UNIFORM

|                    |      |
|--------------------|------|
| Blue               | 9-3  |
| Cream (Throwbacks) | 2-0  |
| Gray               | 16-8 |
| Orange             | 7-2  |
| White              | 18-5 |

## 2015 INDIVIDUAL HONORS

### KEVIN O'SULLIVAN, HEAD COACH

Collected 300th career win against Stony Brook (1-0 on Feb. 27)

### PETER ALONSO, 1B

SEC All-Tournament Team

### SHAUN ANDERSON, RHP

SEC Academic Honor Roll

### HARRISON BADER, OF

Third-team NCBWA All-American  
 Second-team Perfect Game All-American  
 Dick Howser Award (semifinalist)  
 USA Baseball Golden Spikes Award Midseason Watch List  
 NCAA College World Series All-Tournament Team  
 NCAA Gainesville Regional All-Tournament Team  
 Louisville Slugger Player of the Week (Feb. 16)  
 SEC Player of the Week (Feb. 16)

### TYLER DEEL, LHP

SEC Academic Honor Roll

### MIKE FAHRMAN, C

SEC Academic Honor Roll

### DALTON GUTHRIE, INF

Louisville Slugger Freshman All-American  
 SEC All-Freshman Team  
 SEC First-Year Academic Honor Roll

### TAYLOR LEWIS, RHP

SEC All-Tournament Team

### JASON LOMBARDOZZI, INF

SEC Academic Honor Roll

### RICHIE MARTIN, INF

Brooks Wallace Award Finalist  
 USA Baseball Golden Spikes Award Preseason Watch List  
 CoSIDA Academic All-District 4 (first team)  
 SEC Academic Honor Roll

### SCOTT MOSS, LHP

SEC Academic Honor Roll

### BOBBY POYNER, LHP

SEC Academic Honor Roll

### A.J. PUK, LHP

USA Baseball Collegiate National Team  
 NCAA Gainesville Regional All-Tournament Team  
 SEC All-Tournament Team  
 Louisville Slugger Player of the Week (May 11)  
 SEC Academic Honor Roll

### BUDDY REED, OF

USA Baseball Collegiate National Team  
 NCAA Gainesville Regional All-Tournament Team  
 SEC All-Defensive Team  
 SEC Player of the Week (Feb. 23)  
 College Baseball 360 Primetime Performer of the Week (Feb. 23)

### MIKE RIVERA, C/DH

Louisville Slugger Freshman All-American  
 Second-team All-SEC  
 SEC All-Freshman Team  
 SEC Freshman of the Week (March 30)

### FRANK RUBIO, RHP

SEC Academic Honor Roll

### JJ SCHWARZ, C/DH

USA Baseball Collegiate National Team  
 Louisville Slugger Co-Freshman of the Year  
 NCBWA Freshman Hitter of the Year  
 Second-team ABCA All-American  
 Third-team Baseball America All-American  
 Second-team D1Baseball All-American  
 Third-team NCBWA All-American  
 Second-team Perfect Game All-American  
 First-team Baseball America Freshman All-American  
 First-team D1Baseball Freshman All-American  
 Louisville Slugger Freshman All-American  
 First-team NCBWA Freshman All-American  
 First-team Perfect Game Freshman All-American  
 NCAA Gainesville Regional Most Outstanding Player  
 SEC Tournament Most Valuable Player  
 Second-team All-SEC  
 SEC All-Freshman Team  
 Louisville Slugger Player of the Week (April 13)  
 SEC Player of the Week (April 13)  
 SEC Freshman of the Week (March 2)

### LOGAN SHORE, RHP

USA Baseball Collegiate National Team  
 USA Baseball Golden Spikes Award Preseason Watch List

### JOSH TOBIAS, INF

Second-team ABCA All-American  
 Third-team Baseball America All-American  
 Second-team D1Baseball All-American  
 Third-team NCBWA All-American  
 Third-team Perfect Game All-American  
 Second-team All-SEC  
 USA Baseball Golden Spikes Award Midseason Watch List  
 Senior CLASS Award finalist  
 SEC Community Service Team

### JEREMY VASQUEZ, 1B/OF

NCAA Gainesville Regional All-Tournament Team

## 2015 GAME-BY-GAME RESULTS

| Date   | Opponent             | Score  | R-H-E    | R-H-E   | Inn. | Overall | SEC   | UF Pitcher       | Att.  | Time |
|--------|----------------------|--------|----------|---------|------|---------|-------|------------------|-------|------|
| 2/13   | RHODE ISLAND         | W 9-1  | 9-10-1   | 1-5-5   | 9    | 1-0     |       | Shore (W 1-0)    | 3404  | 2:48 |
| 2/14   | RHODE ISLAND         | W 22-3 | 22-17-10 | 3-4-1   | 9    | 2-0     |       | Dunning (W 1-0)  | 3283  | 3:06 |
| 2/15   | RHODE ISLAND         | W 6-1  | 6-9-2    | 1-9-1   | 9    | 3-0     |       | Puk (W 1-0)      | 3210  | 3:08 |
| 2/18   | at USF               | W 13-3 | 13-13-1  | 3-4-3   | 8    | 4-0     |       | Morales (W 1-0)  | 2059  | 3:00 |
| 2/20   | #8 MIAMI (FL)        | W 4-3  | 4-7-0    | 3-10-0  | 9    | 5-0     |       | Lewis (W 1-0)    | 3661  | 3:17 |
| 2/21   | #8 MIAMI (FL)        | L 2-7  | 2-6-1    | 7-8-1   | 9    | 5-1     |       | Puk (L 1-1)      | 6081  | 2:50 |
| 2/22   | #8 MIAMI (FL)        | W 2-1  | 2-7-1    | 1-3-1   | 9    | 6-1     |       | Dunning (W 2-0)  | 4734  | 2:40 |
| 2/24   | vs. Florida Atlantic | W 10-8 | 10-4-2   | 8-11-2  | 9    | 7-1     |       | Vinson (W 1-0)   | 2181  | 3:47 |
| 2/27   | STONY BROOK          | W 1-0  | 1-6-0    | 0-3-2   | 9    | 8-1     |       | Shore (W 2-0)    | 2602  | 2:26 |
| 2/28   | STONY BROOK          | W 14-3 | 14-16-0  | 3-4-1   | 9    | 9-1     |       | Puk (W 2-1)      | 2721  | 2:45 |
| 3/1    | STONY BROOK          | W 6-2  | 6-11-0   | 2-8-2   | 9    | 10-1    |       | Dunning (w 3-0)  | 3222  | 3:01 |
| 3/3    | at #9 UCF            | L 3-4  | 3-5-1    | 4-6-1   | 9    | 10-2    |       | Poyner (L 0-1)   | 4319  | 3:32 |
| 3/4    | #9 UCF               | W 10-2 | 10-11-0  | 2-5-4   | 9    | 11-2    |       | Snead (W 1-0)    | 2705  | 2:52 |
| 3/6    | MAINE                | W 5-0  | 5-8-0    | 0-6-3   | 9    | 12-2    |       | Shore (W 3-0)    | 2803  | 2:31 |
| 3/7    | MAINE                | W 6-1  | 6-9-0    | 1-3-3   | 9    | 13-2    |       | Puk (W 3-1)      | 3153  | 2:22 |
| 3/8    | MAINE                | W 5-3  | 5-13-0   | 3-9-1   | 9    | 14-2    |       | Dunning (4-0)    | 3147  | 2:46 |
| 3/10   | FAIRFIELD            | W 8-7  | 8-13-1   | 7-8-0   | 9    | 15-2    |       | Hanhold (W 1-0)  | 2458  | 2:54 |
| 3/11   | FAIRFIELD            | W 6-1  | 6-11-1   | 1-6-1   | 9    | 16-2    |       | Faedo (W 1-0)    | 2435  | 2:51 |
| *3/13  | TENNESSEE            | L 3-6  | 3-4-1    | 6-11-2  | 9    | 16-3    | 0-1   | Shore (L 3-1)    | 3516  | 2:49 |
| *3/14  | TENNESSEE            | W 8-3  | 8-13-0   | 3-6-3   | 9    | 17-3    | 1-1   | Puk (W 4-1)      | 3918  | 2:55 |
| *3/15  | TENNESSEE            | W 9-4  | 9-12-1   | 4-7-1   | 9    | 18-3    | 2-1   | Young (W 1-0)    | 3648  | 3:07 |
| 3/17   | #11 FLORIDA STATE    | W 14-8 | 14-16-0  | 8-9-5   | 9    | 19-3    |       | Vinson (W 2-0)   | 5827  | 3:55 |
| *3/20  | at Ole Miss          | L 1-4  | 1-3-2    | 4-6-0   | 9    | 19-4    | 2-2   | Shore (L 3-2)    | 9065  | 2:45 |
| *3/21  | at Ole Miss-1        | L 2-5  | 2-8-1    | 5-9-3   | 9    | 19-5    | 2-3   | Puk (L 4-2)      | -     | 3:41 |
| *3/21  | at Ole Miss-2        | W 8-4  | 8-12-2   | 4-9-1   | 9    | 20-5    | 3-3   | Poyner (W 1-1)   | 9761  | 3:30 |
| 3/24   | at Stetson           | W 9-6  | 9-14-0   | 6-7-1   | 9    | 21-5    |       | Browning (W 1-0) | 2016  | 3:27 |
| *3/27  | ALABAMA-1            | L 9-12 | 9-15-0   | 12-18-1 | (10) | 21-6    | 3-4   | Lewis (L 1-1)    | 2544  | 4:04 |
| *3/27  | ALABAMA-2            | W 8-1  | 8-14-0   | 1-10-1  | 9    | 22-6    | 4-4   | Shore (W 4-2)    | 3561  | 2:40 |
| *3/28  | ALABAMA              | W 7-4  | 7-9-2    | 4-7-1   | 9    | 23-6    | 5-4   | Puk (W 5-2)      | 4367  | 2:48 |
| 3/31   | vs. #8 Florida State | L 3-8  | 3-6-1    | 8-13-0  | 9    | 23-7    |       | Faedo (L 1-1)    | 8306  | 3:05 |
| *4/3   | at Missouri          | W 5-1  | 5-11-0   | 1-5-1   | 9    | 24-7    | 6-4   | Shore (W 5-2)    | 714   | 3:02 |
| *4/4   | at Missouri          | L 1-10 | 1-4-0    | 10-10-0 | 9    | 24-8    | 6-5   | Puk (L 5-3)      | 1855  | 2:18 |
| *4/5   | at Missouri          | L 3-5  | 3-5-0    | 5-10-0  | 9    | 24-9    | 6-6   | Dunning (L 4-1)  | 1051  | 2:30 |
| 4/7    | STETSON              | W 22-2 | 22-22-0  | 2-9-6   | 9    | 25-9    |       | Faedo (W 2-1)    | 2690  | 4:14 |
| *4/10  | #21 SOUTH CAROLINA   | W 14-3 | 14-17-0  | 3-8-0   | 9    | 26-9    | 7-6   | Poyner (W 2-1)   | 5060  | 3:24 |
| *4/11  | #21 SOUTH CAROLINA   | W 12-5 | 12-13-0  | 5-11-1  | 9    | 27-9    | 8-6   | Puk (W 6-3)      | 5076  | 3:41 |
| *4/12  | #21 SOUTH CAROLINA   | W 12-2 | 12-14-0  | 2-6-2   | 9    | 28-9    | 9-6   | Faedo (W 3-1)    | 2997  | 3:04 |
| 4/14   | at #13 Florida State | L 3-4  | 3-11-1   | 4-9-1   | (12) | 28-10   |       | Rubio (L 0-1)    | 6634  | 4:13 |
| *4/17  | at Mississippi State | W 6-3  | 6-9-0    | 3-6-0   | 9    | 29-10   | 10-6  | Shore (W 6-2)    | 9492  | 2:35 |
| *4/18  | at Mississippi State | W 2-1  | 2-11-1   | 1-5-0   | 9    | 30-10   | 11-6  | Rhodes (W 1-0)   | 13004 | 2:46 |
| *4/19  | at Mississippi State | W 10-5 | 10-12-1  | 5-9-0   | 9    | 31-10   | 12-6  | Lewis (W 2-1)    | 7507  | 3:21 |
| 4/21   | BETHUNE-COOKMAN      | W 2-1  | 2-4-1    | 1-7-0   | 9    | 32-10   |       | Poyner (W 3-1)   | 2446  | 2:29 |
| *4/24  | KENTUCKY             | L 0-3  | 0-5-0    | 3-11-0  | 9    | 32-11   | 12-7  | Shore (L 6-3)    | 3516  | 3:16 |
| *4/25  | KENTUCKY             | L 6-7  | 6-10-1   | 7-9-1   | 9    | 32-12   | 12-8  | Dunning (L 4-2)  | 4419  | 3:15 |
| *4/26  | KENTUCKY             | W 10-1 | 10-16-0  | 1-7-2   | 9    | 33-12   | 13-8  | Faedo (W 4-1)    | 2825  | 3:06 |
| *5/1   | at Georgia           | L 1-11 | 1-4-0    | 11-14-1 | 9    | 33-13   | 13-9  | Shore (L 6-4)    | 2535  | 3:10 |
| *5/2   | at Georgia           | W 3-2  | 3-9-0    | 2-6-2   | 9    | 34-13   | 14-9  | Poyner (W 4-1)   | 3038  | 3:25 |
| *5/3   | at Georgia           | W 7-4  | 7-6-0    | 4-6-3   | 9    | 35-13   | 15-9  | Lewis (W 3-1)    | 2888  | 3:03 |
| 5/5    | USF                  | W 5-1  | 5-10-0   | 1-4-0   | 9    | 36-13   |       | Dunning (W 5-2)  | 2534  | 2:22 |
| *5/7   | at #8 Vanderbilt     | L 0-2  | 0-6-0    | 2-8-0   | 9    | 36-14   | 15-10 | Shore (L 6-5)    | 3626  | 2:51 |
| *5/8   | at #8 Vanderbilt     | W 7-3  | 7-10-0   | 3-6-1   | 9    | 37-14   | 16-10 | Puk (W 7-3)      | 3626  | 3:22 |
| *5/9   | at #8 Vanderbilt     | W 9-7  | 9-13-4   | 7-11-3  | (10) | 38-14   | 17-10 | Lewis (W 4-1)    | 3626  | 4:10 |
| *5/14  | AUBURN               | L 1-4  | 1-5-0    | 4-10-0  | 9    | 38-15   | 17-11 | Shore (L 6-6)    | 2736  | 3:00 |
| *5/15  | AUBURN               | W 4-3  | 4-5-2    | 3-4-1   | 9    | 39-15   | 18-11 | Rhodes (W 2-0)   | 3295  | 2:59 |
| *5/16  | AUBURN               | W 3-1  | 3-8-0    | 1-7-3   | 9    | 40-15   | 19-11 | Lewis (W 5-1)    | 3175  | 3:01 |
| @5/20  | vs. #24 Arkansas     | L 6-7  | 6-8-1    | 7-10-2  | 9    | 40-16   |       | Poyner (L 4-2)   | 10142 | 2:59 |
| @5/21  | vs. Auburn           | W 11-2 | 11-15-0  | 2-7-1   | 9    | 41-16   |       | Shore (W 7-6)    | 6526  | 2:57 |
| @5/22  | vs. #24 Arkansas     | W 10-0 | 10-11-0  | 0-3-1   | 7    | 42-16   |       | Puk (W 8-3)      | 10329 | 2:22 |
| @5/23  | vs. #1 LSU           | W 2-1  | 2-9-1    | 1-9-0   | 9    | 43-16   |       | Lewis (W 6-1)    | 10949 | 3:08 |
| @5/24  | vs. #9 Vanderbilt    | W 7-3  | 7-14-1   | 3-7-0   | 9    | 44-16   |       | Young (W 2-0)    | 10590 | 3:43 |
| %5/29  | FLORIDA A&M          | W 19-0 | 19-17-0  | 0-3-3   | 9    | 45-16   |       | Shore (W 8-6)    | 3833  | 2:56 |
| %5/30  | USF                  | W 8-2  | 8-12-0   | 2-10-1  | 9    | 46-16   |       | Puk (W 9-3)      | 3305  | 3:12 |
| %5/31  | #21 FLORIDA ATLANTIC | W 2-1  | 2-8-0    | 1-6-2   | 9    | 47-16   |       | Faedo (W 5-1)    | 2053  | 3:38 |
| +6/5   | #10 FLORIDA STATE    | W 13-5 | 13-11-0  | 5-11-4  | 9    | 48-16   |       | Shore (W 9-6)    | 5709  | 3:47 |
| +6/6   | #10 FLORIDA STATE    | W 11-4 | 11-13-2  | 4-7-2   | 9    | 49-16   |       | Poyner (W 5-2)   | 5772  | 3:19 |
| \$6/13 | vs. #8 Miami (FL)    | L 15-3 | 15-14-1  | 3-11-3  | 9    | 50-16   |       | Shore (W 10-6)   | 26377 | 3:29 |
| \$6/15 | vs. Virginia         | L 0-1  | 0-2-2    | 1-5-1   | 9    | 50-17   |       | Puk (L 9-4)      | 19544 | 3:10 |
| \$6/17 | vs. #8 Miami (FL)    | W 10-2 | 10-14-1  | 2-4-0   | 9    | 51-17   |       | Faedo (W 6-1)    | 24033 | 3:05 |
| \$6/19 | vs. Virginia         | W 10-5 | 10-11-1  | 5-10-1  | 9    | 52-17   |       | Shore (W 11-6)   | 19015 | 3:32 |
| \$6/20 | vs. Virginia         | L 4-5  | 4-9-0    | 5-7-0   | 9    | 52-18   |       | Lewis (L 6-2)    | 15560 | 3:06 |

\* - SEC game

@ - SEC Tournament (Hoover, Ala.)

\$ - NCAA College World Series (Omaha, Neb.)

^ - Bayfront Stadium (Pensacola, Fla.)

% - NCAA Gainesville Regional

(extra-inning game)

&amp; - The Baseball Grounds of Jacksonville (Jacksonville, Fla.)

+ - NCAA Gainesville Super Regional

## SCORE BY INNINGS

| Team      | 1  | 2  | 3  | 4  | 5  | 6  | 7  | 8  | 9  | EX | Total |
|-----------|----|----|----|----|----|----|----|----|----|----|-------|
| Florida   | 59 | 62 | 64 | 59 | 60 | 66 | 44 | 52 | 21 | 2  | 489   |
| Opponents | 31 | 34 | 22 | 20 | 26 | 36 | 31 | 29 | 14 | 4  | 247   |

## ATTENDANCE

|                | Dates     | Total          | Avg.          |
|----------------|-----------|----------------|---------------|
| Home           | 39        | 138,441        | 3,549         |
| Away           | 19        | 88,997         | 4,684         |
| Neutral        | 11        | 161,371        | 14,670        |
| <b>Totals:</b> | <b>69</b> | <b>388,815</b> | <b>22,903</b> |

Top Home Crowd: 6,081 vs. #8 Miami (FL) (2/21)

Top Road Crowd: 13,004 at Mississippi State (4/18)

Top Neutral Crowd: 26,377 vs. #8 Miami (FL) (6/13, NCAA College World Series)

Top Home Attendance (Series): 14,476 vs. #8 Miami (FL) (2/20-2/22)

Top Road Attendance (Series): 30,003 at Mississippi State (4/17-4/19)

# 2015 OVERALL STATISTICS

Record: 52-18 Home: 33-6 Away: 11-8 Neutral: 8-4 SEC: 19-11

## BATTING

| Player              | AVG         | GP-GS     | AB          | R          | H          | 2B         | 3B        | HR        | RBI        | TB          | SLG%        | BB         | HBP       | SO         | GDP       | OB%         | SF        | SH        | SB-ATT        | PO          | A          | E         | FLD%        |
|---------------------|-------------|-----------|-------------|------------|------------|------------|-----------|-----------|------------|-------------|-------------|------------|-----------|------------|-----------|-------------|-----------|-----------|---------------|-------------|------------|-----------|-------------|
| 11 Josh Tobias      | .355        | 65-60     | 231         | 60         | 82         | 14         | 5         | 5         | 46         | 121         | .524        | 23         | 12        | 37         | 2         | .435        | 3         | 0         | 11-13         | 26          | 114        | 1         | .993        |
| 22 JJ Schwarz       | .332        | 70-70     | 256         | 60         | 85         | 16         | 3         | 18        | 73         | 161         | .629        | 28         | 4         | 46         | 5         | .398        | 6         | 1         | 1-1           | 221         | 21         | 3         | .988        |
| 23 Buddy Reed       | .305        | 69-69     | 282         | 51         | 86         | 14         | 5         | 4         | 47         | 122         | .433        | 27         | 1         | 56         | 2         | .367        | 1         | 1         | 18-26         | 153         | 3          | 3         | .981        |
| 8 Harrison Bader    | .297        | 67-67     | 256         | 53         | 76         | 16         | 1         | 17        | 66         | 145         | .566        | 33         | 10        | 54         | 3         | .393        | 4         | 2         | 8-13          | 124         | 10         | 0         | 1.000       |
| 12 Richie Martin    | .291        | 70-70     | 265         | 63         | 77         | 11         | 4         | 6         | 36         | 114         | .430        | 35         | 16        | 35         | 7         | .399        | 5         | 7         | 20-28         | 126         | 190        | 9         | .972        |
| 5 Dalton Guthrie    | .287        | 69-69     | 282         | 55         | 81         | 14         | 1         | 2         | 26         | 103         | .365        | 29         | 5         | 45         | 4         | .362        | 2         | 0         | 6-12          | 107         | 189        | 6         | .980        |
| 4 Mike Rivera       | .271        | 66-65     | 225         | 31         | 61         | 11         | 1         | 3         | 48         | 83          | .369        | 16         | 9         | 24         | 6         | .337        | 5         | 2         | 2-2           | 293         | 40         | 1         | .997        |
| -----               |             |           |             |            |            |            |           |           |            |             |             |            |           |            |           |             |           |           |               |             |            |           |             |
| 29 Mike Fahrman     | .500        | 10-0      | 10          | 4          | 5          | 1          | 0         | 0         | 2          | 6           | .600        | 1          | 0         | 1          | 0         | .545        | 0         | 0         | 0-0           | 1           | 0          | 0         | 1.000       |
| 24 Jeremy Vasquez   | .339        | 42-29     | 109         | 11         | 37         | 7          | 0         | 2         | 20         | 50          | .459        | 15         | 1         | 17         | 4         | .424        | 0         | 1         | 1-3           | 94          | 3          | 5         | .951        |
| 66 Ryan Larson      | .305        | 66-51     | 167         | 28         | 51         | 5          | 1         | 1         | 25         | 61          | .365        | 24         | 4         | 32         | 2         | .401        | 2         | 7         | 7-8           | 84          | 2          | 1         | .989        |
| 20 Peter Alonso     | .301        | 39-39     | 143         | 33         | 43         | 10         | 2         | 5         | 32         | 72          | .503        | 18         | 7         | 22         | 9         | .398        | 3         | 0         | 0-0           | 331         | 31         | 1         | .997        |
| 28 Mark Kolozsvary  | .278        | 18-1      | 18          | 4          | 5          | 1          | 0         | 0         | 1          | 6           | .333        | 1          | 0         | 7          | 0         | .316        | 0         | 0         | 0-0           | 19          | 3          | 0         | 1.000       |
| 10 A.J. Puk         | .261        | 11-8      | 23          | 2          | 6          | 3          | 0         | 0         | 1          | 9           | .391        | 3          | 0         | 5          | 0         | .346        | 0         | 0         | 0-0           | 57          | 19         | 3         | .962        |
| 1 Taylor Lane       | .250        | 13-0      | 12          | 2          | 3          | 1          | 0         | 0         | 2          | 4           | .333        | 0          | 0         | 2          | 0         | .250        | 0         | 0         | 0-0           | 3           | 1          | 0         | 1.000       |
| 2 Logan Browning    | .200        | 19-8      | 30          | 6          | 6          | 1          | 0         | 0         | 1          | 7           | .233        | 1          | 2         | 6          | 1         | .273        | 0         | 1         | 3-3           | 16          | 3          | 0         | 1.000       |
| 44 John Sternagel   | .178        | 22-12     | 45          | 9          | 8          | 1          | 1         | 1         | 8          | 14          | .311        | 7          | 3         | 8          | 0         | .327        | 0         | 1         | 1-1           | 71          | 9          | 3         | .964        |
| 17 Christian Hicks  | .140        | 45-12     | 57          | 14         | 8          | 3          | 0         | 2         | 10         | 17          | .298        | 10         | 1         | 13         | 1         | .275        | 1         | 0         | 0-0           | 103         | 21         | 1         | .992        |
| 38 Jason Lombardozi | .000        | 12-0      | 6           | 3          | 0          | 0          | 0         | 0         | 1          | 0           | .000        | 1          | 0         | 0          | 0         | .125        | 1         | 0         | 2-2           | 0           | 1          | 0         | 1.000       |
| <b>Totals</b>       | <b>.298</b> | <b>70</b> | <b>2417</b> | <b>489</b> | <b>720</b> | <b>129</b> | <b>24</b> | <b>66</b> | <b>445</b> | <b>1095</b> | <b>.453</b> | <b>272</b> | <b>75</b> | <b>410</b> | <b>46</b> | <b>.381</b> | <b>33</b> | <b>23</b> | <b>80-112</b> | <b>1866</b> | <b>736</b> | <b>42</b> | <b>.984</b> |
| Opponents           | .232        | 70        | 2296        | 247        | 532        | 82         | 14        | 47        | 229        | 783         | .341        | 184        | 52        | 555        | 41        | .301        | 16        | 28        | 51-76         | 1804        | 748        | 100       | .962        |

LOB - Team (527), Opp. (463). DPs turned - Team (50), Opp. (59). IBB - Team (6), Bader 3, Martin 1, Puk 1, Tobias 1, Opp. (13). Picked off - Martin 7, Reed 3, Larson 2, Tobias 1.

## PITCHING

| Player            | ERA         | W-L          | APP-GS       | CG       | SHO/CBO    | SV        | IP           | H          | R          | ER         | BB         | SO         | 2B        | 3B        | HR        | B/Avg       | WP        | HBP       | BK       | SFA       | SHA       |
|-------------------|-------------|--------------|--------------|----------|------------|-----------|--------------|------------|------------|------------|------------|------------|-----------|-----------|-----------|-------------|-----------|-----------|----------|-----------|-----------|
| 16 Taylor Lewis   | 1.33        | 6-2          | 31-0         | 0        | 0/0        | 7         | 54.0         | 42         | 15         | 8          | 15         | 32         | 4         | 1         | 2         | .218        | 2         | 3         | 0        | 3         | 2         |
| 14 Bobby Poyner   | 2.56        | 5-2          | 26-1         | 0        | 0/1        | 4         | 63.1         | 52         | 20         | 18         | 6          | 58         | 10        | 0         | 6         | .226        | 2         | 4         | 1        | 3         | 3         |
| 32 Logan Shore    | 2.72        | 11-6         | 19-19        | 2        | 0/3        | 0         | 112.1        | 97         | 35         | 34         | 24         | 84         | 15        | 3         | 5         | .238        | 6         | 12        | 0        | 2         | 4         |
| 21 Alex Faedo     | 3.23        | 6-1          | 19-12        | 0        | 0/0        | 0         | 61.1         | 59         | 25         | 22         | 16         | 59         | 10        | 2         | 9         | .251        | 5         | 3         | 0        | 1         | 1         |
| 10 A.J. Puk       | 3.81        | 9-4          | 17-14        | 1        | 1/0        | 0         | 78.0         | 59         | 36         | 33         | 35         | 104        | 8         | 0         | 8         | .210        | 8         | 8         | 0        | 1         | 7         |
| 3 Dane Dunning    | 4.03        | 5-2          | 16-14        | 0        | 0/0        | 0         | 60.1         | 48         | 28         | 27         | 23         | 55         | 6         | 1         | 4         | .213        | 9         | 8         | 0        | 2         | 2         |
| -----             |             |              |              |          |            |           |              |            |            |            |            |            |           |           |           |             |           |           |          |           |           |
| 15 Danny Young    | 2.15        | 2-0          | 20-1         | 0        | 0/0        | 2         | 29.1         | 29         | 14         | 7          | 9          | 24         | 4         | 0         | 1         | .257        | 2         | 1         | 0        | 2         | 2         |
| 18 Mike Vinson    | 3.00        | 2-0          | 7-0          | 0        | 0/0        | 0         | 6.0          | 3          | 2          | 2          | 3          | 4          | 1         | 0         | 0         | .143        | 0         | 1         | 1        | 0         | 0         |
| 13 Kirby Sneed    | 3.15        | 1-0          | 28-0         | 0        | 0/0        | 1         | 34.1         | 36         | 12         | 12         | 6          | 33         | 4         | 2         | 2         | .267        | 3         | 1         | 0        | 0         | 1         |
| 39 Frank Rubio    | 3.20        | 0-1          | 15-0         | 0        | 0/1        | 0         | 19.2         | 20         | 7          | 7          | 3          | 6          | 2         | 0         | 2         | .274        | 0         | 2         | 0        | 0         | 2         |
| 27 Aaron Rhodes   | 3.73        | 2-0          | 17-1         | 0        | 0/0        | 0         | 31.1         | 21         | 14         | 13         | 14         | 31         | 5         | 3         | 3         | .191        | 6         | 4         | 0        | 1         | 1         |
| 37 Shaun Anderson | 4.09        | 0-0          | 16-1         | 0        | 0/1        | 0         | 22.0         | 20         | 11         | 10         | 6          | 21         | 3         | 0         | 3         | .227        | 3         | 2         | 0        | 0         | 0         |
| 25 Eric Hanhold   | 4.26        | 1-0          | 14-4         | 0        | 0/1        | 0         | 25.1         | 28         | 12         | 12         | 11         | 23         | 7         | 0         | 1         | .286        | 5         | 0         | 0        | 1         | 0         |
| 34 Brett Morales  | 4.50        | 1-0          | 6-3          | 0        | 0/0        | 0         | 14.0         | 9          | 7          | 7          | 4          | 11         | 1         | 0         | 1         | .180        | 2         | 2         | 0        | 0         | 1         |
| 26 Tyler Deel     | 4.50        | 0-0          | 5-0          | 0        | 0/0        | 0         | 2.0          | 1          | 2          | 1          | 2          | 4          | 0         | 1         | 0         | .125        | 1         | 0         | 0        | 0         | 0         |
| 2 Logan Browning  | 7.27        | 1-0          | 9-0          | 0        | 0/0        | 0         | 8.2          | 8          | 7          | 7          | 7          | 6          | 2         | 1         | 0         | .276        | 0         | 1         | 1        | 0         | 2         |
| <b>Totals</b>     | <b>3.18</b> | <b>52-18</b> | <b>70-70</b> | <b>3</b> | <b>4/3</b> | <b>14</b> | <b>622.0</b> | <b>532</b> | <b>247</b> | <b>220</b> | <b>184</b> | <b>555</b> | <b>82</b> | <b>14</b> | <b>47</b> | <b>.232</b> | <b>54</b> | <b>52</b> | <b>3</b> | <b>16</b> | <b>28</b> |
| Opponents         | 5.97        | 18-52        | 70-70        | 1        | 3/2        | 10        | 601.1        | 720        | 489        | 399        | 272        | 410        | 129       | 24        | 66        | .298        | 56        | 75        | 9        | 33        | 23        |

PB - Team (12), Rivera 8, Schwarz 4, Opp. (15). Pickoffs - Team (13), Puk 4, Rivera 3, Hanhold 2, Shore 2, Faedo 1, Rubio 1, Opp. (13). SBA/ATT - Rivera (28-42), Schwarz (20-25), Puk (10-15), Shore (8-14), Dunning (8-10), Hanhold (2-5), Lewis (3-5), Rhodes (3-5), Rubio (2-4), Sneed (3-4), Anderson (4-4), Faedo (2-3), Kolozsvary (3-3), Vinson (3-3), Deel (1-1), Poyner (1-1), Browning (0-1), Young (1-1).

## FIELDING

| Player              | C           | PO          | A          | E         | FLD%        | DP        | SHA       | CSB       | SBA%        | PB        | CI       |
|---------------------|-------------|-------------|------------|-----------|-------------|-----------|-----------|-----------|-------------|-----------|----------|
| 8 Harrison Bader    | 134         | 124         | 10         | 0         | 1.000       | 1         | 0         | 0         | ---         | 0         | 0        |
| 32 Logan Shore      | 26          | 8           | 18         | 0         | 1.000       | 1         | 8         | 6         | .571        | 0         | 0        |
| 28 Mark Kolozsvary  | 22          | 19          | 3          | 0         | 1.000       | 0         | 3         | 0         | 1.000       | 0         | 0        |
| 2 Logan Browning    | 19          | 16          | 3          | 0         | 1.000       | 2         | 0         | 1         | .000        | 0         | 0        |
| 13 Kirby Sneed      | 12          | 5           | 7          | 0         | 1.000       | 0         | 3         | 1         | .750        | 0         | 0        |
| 21 Alex Faedo       | 11          | 6           | 5          | 0         | 1.000       | 0         | 2         | 1         | .667        | 0         | 0        |
| 27 Aaron Rhodes     | 8           | 4           | 4          | 0         | 1.000       | 1         | 3         | 2         | .600        | 0         | 0        |
| 37 Shaun Anderson   | 6           | 1           | 5          | 0         | 1.000       | 0         | 4         | 0         | 1.000       | 0         | 0        |
| 39 Frank Rubio      | 6           | 1           | 5          | 0         | 1.000       | 0         | 2         | 2         | .500        | 0         | 0        |
| 1 Taylor Lane       | 4           | 3           | 1          | 0         | 1.000       | 0         | 0         | 0         | ---         | 0         | 0        |
| 34 Brett Morales    | 4           | 1           | 3          | 0         | 1.000       | 0         | 0         | 0         | ---         | 0         | 0        |
| 18 Mike Vinson      | 1           | 1           | 0          | 0         | 1.000       | 0         | 3         | 0         | 1.000       | 0         | 0        |
| 29 Mike Fahrman     | 1           | 1           | 0          | 0         | 1.000       | 0         | 0         | 0         | ---         | 0         | 0        |
| 38 Jason Lombardozi | 1           | 0           | 1          | 0         | 1.000       | 0         | 0         | 0         | ---         | 0         | 0        |
| 15 Danny Young      | 1           | 0           | 1          | 0         | 1.000       | 0         | 1         | 0         | 1.000       | 0         | 0        |
| 20 Peter Alonso     | 363         | 331         | 31         | 1         | .997        | 28        | 0         | 0         | ---         | 0         | 0        |
| 4 Mike Rivera       | 334         | 293         | 40         | 1         | .997        | 1         | 28        | 14        | .667        | 8         | 0        |
| 11 Josh Tobias      | 141         | 26          | 114        | 1         | .993        | 7         | 0         | 0         | ---         | 0         | 0        |
| 17 Christian Hicks  | 125         | 103         | 21         | 1         | .992        | 5         | 0         | 0         | ---         | 0         | 0        |
| 66 Ryan Larson      | 87          | 84          | 2          | 1         | .989        | 0         | 0         | 0         | ---         | 0         | 0        |
| 22 JJ Schwarz       | 245         | 221         | 21         | 3         | .988        | 2         | 20        | 5         | .800        | 4         | 0        |
| 23 Buddy Reed       | 159         | 153         | 3          | 3         | .981        | 0         | 0         | 0         | ---         | 0         | 0        |
| 5 Dalton Guthrie    | 302         | 107         | 189        | 6         | .980        | 34        | 0         | 0         | ---         | 0         | 0        |
| 12 Richie Martin    | 325         | 126         | 190        | 9         | .972        | 35        | 0         | 0         | ---         | 0         | 0        |
| 44 John Sternagel   | 83          | 71          | 9          | 3         | .964        | 7         | 0         | 0         | ---         | 0         | 0        |
| 10 A.J. Puk         | 79          | 57          | 19         | 3         | .962        | 5         | 10        | 5         | .667        | 0         | 0        |
| 24 Jeremy Vasquez   | 102         | 94          | 3          | 5         | .951        | 3         | 0         | 0         | ---         | 0         | 0        |
| 3 Dane Dunning      | 13          | 2           | 10         | 1         | .923        | 0         | 8         | 2         | .800        | 0         | 0        |
| 25 Eric Hanhold     | 10          | 3           | 6          | 1         | .900        | 0         | 2         | 3         | .400        | 0         | 0        |
| 16 Taylor Lewis     | 15          | 4           | 9          | 2         | .867        | 0         | 3         | 2         | .600        | 0         | 0        |
| 14 Bobby Poyner     | 5           | 1           | 3          | 1         | .800        | 0         | 1         | 0         | 1.000       | 0         | 0        |
| 26 Tyler Deel       | 0           | 0           | 0          | 0         | .000        | 0         | 1         | 0         | 1.000       | 0         | 0        |
| <b>Totals</b>       | <b>2644</b> | <b>1866</b> | <b>736</b> | <b>42</b> | <b>.984</b> | <b>50</b> | <b>51</b> | <b>25</b> | <b>.671</b> | <b>12</b> | <b>0</b> |
| Opponents           | 2652        | 1804        | 748        | 100       | .962        | 59        | 80        | 32        | .714        | 15        | 0        |

# 2015 SEC STATISTICS

Record: 21-9 Home: 12-3 Away: 9-6

## BATTING

| Player             | AVG         | GP-GS     | AB          | R          | H          | 2B        | 3B        | HR        | RBI        | TB         | SLG%        | BB         | HBP       | SO         | GDP       | OB%         | SF        | SH       | SB-ATT       | PO         | A          | E         | FLD%        |
|--------------------|-------------|-----------|-------------|------------|------------|-----------|-----------|-----------|------------|------------|-------------|------------|-----------|------------|-----------|-------------|-----------|----------|--------------|------------|------------|-----------|-------------|
| 11 Josh Tobias     | .357        | 26-26     | 98          | 24         | 35         | 7         | 3         | 2         | 18         | 54         | .551        | 10         | 3         | 19         | 2         | .425        | 2         | 0        | 5-5          | 11         | 51         | 1         | .984        |
| 66 Ryan Larson     | .330        | 28-27     | 88          | 11         | 29         | 4         | 0         | 0         | 12         | 33         | .375        | 12         | 0         | 14         | 2         | .406        | 1         | 1        | 3-4          | 37         | 1          | 1         | .974        |
| 23 Buddy Reed      | .319        | 30-30     | 116         | 19         | 37         | 2         | 4         | 1         | 17         | 50         | .431        | 9          | 1         | 29         | 1         | .373        | 0         | 1        | 6-8          | 64         | 1          | 0         | 1.000       |
| 5 Dalton Guthrie   | .294        | 30-30     | 119         | 21         | 35         | 3         | 1         | 0         | 14         | 40         | .336        | 16         | 2         | 22         | 2         | .384        | 1         | 0        | 0-4          | 47         | 76         | 2         | .984        |
| 20 Peter Alonso    | .282        | 21-21     | 78          | 15         | 22         | 7         | 0         | 3         | 16         | 38         | .487        | 9          | 2         | 12         | 5         | .367        | 1         | 0        | 0-0          | 181        | 24         | 1         | .995        |
| 12 Richie Martin   | .276        | 30-30     | 116         | 21         | 32         | 4         | 2         | 2         | 14         | 46         | .397        | 12         | 5         | 14         | 5         | .360        | 3         | 3        | 6-8          | 51         | 85         | 3         | .978        |
| 4 Mike Rivera      | .258        | 28-28     | 97          | 12         | 25         | 3         | 1         | 2         | 21         | 36         | .371        | 5          | 4         | 12         | 2         | .312        | 3         | 2        | 0-0          | 161        | 21         | 1         | .995        |
| 22 JJ Schwarz      | .229        | 30-30     | 109         | 21         | 25         | 5         | 1         | 4         | 18         | 44         | .404        | 10         | 2         | 22         | 3         | .298        | 3         | 0        | 0-0          | 66         | 7          | 0         | 1.000       |
| 8 Harrison Bader   | .222        | 30-30     | 117         | 15         | 26         | 5         | 0         | 5         | 17         | 46         | .393        | 12         | 4         | 28         | 1         | .313        | 1         | 1        | 1-2          | 59         | 6          | 0         | 1.000       |
| -----              |             |           |             |            |            |           |           |           |            |            |             |            |           |            |           |             |           |          |              |            |            |           |             |
| 24 Jeremy Vasquez  | .319        | 21-12     | 47          | 4          | 15         | 2         | 0         | 2         | 8          | 23         | .489        | 7          | 0         | 8          | 3         | .407        | 0         | 1        | 1-3          | 62         | 1          | 4         | .940        |
| 17 Christian Hicks | .125        | 18-3      | 16          | 5          | 2          | 1         | 0         | 1         | 1          | 6          | .375        | 1          | 1         | 4          | 0         | .222        | 0         | 0        | 0-0          | 22         | 6          | 1         | .966        |
| 44 John Sternagel  | .000        | 3-2       | 5           | 0          | 0          | 0         | 0         | 0         | 0          | 0          | .000        | 0          | 0         | 1          | 0         | .000        | 0         | 0        | 0-0          | 4          | 1          | 1         | .833        |
| 2 Logan Browning   | .000        | 5-1       | 3           | 2          | 0          | 0         | 0         | 0         | 0          | 0          | .000        | 0          | 0         | 2          | 0         | .000        | 0         | 0        | 1-1          | 6          | 1          | 0         | 1.000       |
| 1 Taylor Lane      | .000        | 5-0       | 2           | 1          | 0          | 0         | 0         | 0         | 0          | 0          | .000        | 0          | 0         | 1          | 0         | .000        | 0         | 0        | 0-0          | 0          | 0          | 0         | .000        |
| 29 Mike Fahrman    | .000        | 1-0       | 1           | 0          | 0          | 0         | 0         | 0         | 0          | 0          | .000        | 0          | 0         | 0          | 0         | .000        | 0         | 0        | 0-0          | 0          | 0          | 0         | .000        |
| 10 A.J. Puk        | .000        | 2-0       | 1           | 0          | 0          | 0         | 0         | 0         | 0          | 0          | .000        | 0          | 0         | 0          | 0         | .000        | 0         | 0        | 0-0          | 2          | 8          | 1         | .909        |
| 28 Mark Kolozsvary | .000        | 4-0       | 0           | 0          | 0          | 0         | 0         | 0         | 0          | 0          | .000        | 0          | 0         | 0          | 0         | .000        | 0         | 0        | 0-0          | 3          | 0          | 0         | 1.000       |
| <b>Totals</b>      | <b>.279</b> | <b>30</b> | <b>1013</b> | <b>171</b> | <b>283</b> | <b>43</b> | <b>12</b> | <b>22</b> | <b>156</b> | <b>416</b> | <b>.411</b> | <b>103</b> | <b>24</b> | <b>188</b> | <b>26</b> | <b>.355</b> | <b>15</b> | <b>9</b> | <b>23-35</b> | <b>798</b> | <b>325</b> | <b>18</b> | <b>.984</b> |
| Opponents          | .251        | 30        | 1004        | 126        | 252        | 41        | 5         | 27        | 120        | 384        | .382        | 75         | 21        | 236        | 16        | .315        | 4         | 16       | 24-37        | 786        | 335        | 34        | .971        |

LOB - Team (207), Opp. (196). DPs turned - Team (20), Opp. (30). IBB - Team (3), Bader 2, Tobias 1, Opp. (6). Picked off - Martin 3, Larson 2.

## PITCHING

| Player            | ERA         | W-L          | APP-GS       | CG       | SHO/CBO    | SV       | IP           | H          | R          | ER         | BB        | SO         | 2B        | 3B       | HR        | B/Avg       | WP        | HBP       | BK       | SFA      | SHA       |    |  |
|-------------------|-------------|--------------|--------------|----------|------------|----------|--------------|------------|------------|------------|-----------|------------|-----------|----------|-----------|-------------|-----------|-----------|----------|----------|-----------|----|--|
| 16 Taylor Lewis   | 1.64        | 4-1          | 11-0         | 0        | 0/0        | 0        | 22.0         | 20         | 10         | 4          | 7         | 13         | 4         | 0        | 0         | .244        | 1         | 1         | 0        | 0        | 0         | 2  |  |
| 14 Bobby Poyner   | 2.63        | 3-0          | 13-0         | 0        | 0/0        | 3        | 27.1         | 25         | 9          | 8          | 4         | 24         | 6         | 0        | 3         | .245        | 1         | 1         | 0        | 0        | 0         | 2  |  |
| 13 Kirby Snead    | 3.45        | 0-0          | 10-0         | 0        | 0/0        | 1        | 15.2         | 15         | 6          | 6          | 1         | 13         | 0         | 2        | 1         | .254        | 0         | 0         | 0        | 0        | 0         | 0  |  |
| 32 Logan Shore    | 3.69        | 3-6          | 10-10        | 2        | 0/0        | 0        | 63.1         | 59         | 26         | 26         | 15        | 48         | 7         | 2        | 5         | .252        | 2         | 7         | 0        | 0        | 0         | 3  |  |
| 21 Alex Faedo     | 4.94        | 2-0          | 6-6          | 0        | 0/0        | 0        | 23.2         | 25         | 13         | 13         | 6         | 20         | 3         | 0        | 6         | .266        | 3         | 1         | 0        | 1        | 1         | 10 |  |
| A.J. Puk          | 5.35        | 4-2          | 8-6          | 0        | 0/0        | 0        | 35.1         | 29         | 23         | 21         | 16        | 55         | 6         | 0        | 4         | .225        | 6         | 2         | 0        | 1        | 5         |    |  |
| 3 Dane Dunning    | 5.40        | 0-2          | 8-7          | 0        | 0/0        | 0        | 28.1         | 29         | 17         | 17         | 11        | 26         | 6         | 0        | 3         | .261        | 4         | 4         | 0        | 1        | 1         | 1  |  |
| -----             |             |              |              |          |            |          |              |            |            |            |           |            |           |          |           |             |           |           |          |          |           |    |  |
| 39 Frank Rubio    | 0.73        | 0-0          | 7-0          | 0        | 0/0        | 0        | 12.1         | 13         | 1          | 1          | 0         | 2          | 2         | 0        | 0         | .289        | 0         | 1         | 0        | 0        | 0         | 2  |  |
| 15 Danny Young    | 0.96        | 1-0          | 6-0          | 0        | 0/0        | 1        | 9.1          | 5          | 2          | 1          | 2         | 9          | 0         | 0        | 1         | .161        | 0         | 1         | 0        | 1        | 1         | 1  |  |
| 27 Aaron Rhodes   | 3.29        | 2-0          | 7-1          | 0        | 0/0        | 0        | 13.2         | 10         | 6          | 5          | 6         | 15         | 3         | 0        | 2         | .196        | 3         | 1         | 0        | 0        | 0         | 0  |  |
| 37 Shaun Anderson | 4.00        | 0-0          | 6-0          | 0        | 0/0        | 0        | 9.0          | 9          | 4          | 4          | 2         | 8          | 1         | 0        | 1         | .243        | 1         | 1         | 0        | 0        | 0         | 0  |  |
| 25 Eric Hanhold   | 8.31        | 0-0          | 3-0          | 0        | 0/0        | 0        | 4.1          | 8          | 4          | 4          | 3         | 2          | 2         | 0        | 0         | .421        | 2         | 0         | 0        | 0        | 0         | 0  |  |
| 2 Logan Browning  | 21.60       | 0-0          | 3-0          | 0        | 0/0        | 0        | 1.2          | 5          | 4          | 4          | 2         | 1          | 1         | 1        | 0         | .500        | 0         | 0         | 1        | 0        | 0         | 0  |  |
| 18 Mike Vinson    | 99.00       | 0-0          | 1-0          | 0        | 0/0        | 0        | 0.0          | 0          | 1          | 1          | 0         | 0          | 0         | 0        | 0         | .000        | 0         | 1         | 0        | 0        | 0         | 0  |  |
| <b>Totals</b>     | <b>3.89</b> | <b>19-11</b> | <b>30-30</b> | <b>2</b> | <b>0/0</b> | <b>5</b> | <b>266.0</b> | <b>252</b> | <b>126</b> | <b>115</b> | <b>75</b> | <b>236</b> | <b>41</b> | <b>5</b> | <b>27</b> | <b>.251</b> | <b>23</b> | <b>21</b> | <b>1</b> | <b>4</b> | <b>16</b> |    |  |
| Opponents         | 5.15        | 11-19        | 30-30        | 1        | 2/1        | 6        | 262.0        | 283        | 171        | 150        | 103       | 188        | 43        | 12       | 22        | .279        | 24        | 24        | 3        | 15       | 9         |    |  |

PB - Team (2), Rivera 2, Opp. (7). Pickoffs - Team (7), Puk 3, Rivera 2, Rubio 1, Shore 1, Opp. (5). SBA/ATT - Rivera (16-24), Schwarz (7-9), Shore (5-8), Puk (4-7), Anderson (4-4), Snead (3-4), Dunning (2-4), Hanhold (1-3), Rhodes (2-3), Rubio (1-2), Young (1-1), Lewis (1-1), Kolozsvary (1-1).

## FIELDING

| Player             | C           | PO         | A          | E         | FLD%        | DPs       | SBA       | CSB       | SBA%        | PB       | GI       |
|--------------------|-------------|------------|------------|-----------|-------------|-----------|-----------|-----------|-------------|----------|----------|
| 22 JJ Schwarz      | 73          | 66         | 7          | 0         | 1.000       | 1         | 7         | 2         | .778        | 0        | 0        |
| 8 Harrison Bader   | 65          | 59         | 6          | 0         | 1.000       | 1         | 0         | 0         | ---         | 0        | 0        |
| 23 Buddy Reed      | 65          | 64         | 1          | 0         | 1.000       | 0         | 0         | 0         | ---         | 0        | 0        |
| 32 Logan Shore     | 16          | 4          | 12         | 0         | 1.000       | 1         | 5         | 3         | .625        | 0        | 0        |
| 2 Logan Browning   | 7           | 6          | 1          | 0         | 1.000       | 0         | 0         | 0         | ---         | 0        | 0        |
| 16 Taylor Lewis    | 7           | 3          | 4          | 0         | 1.000       | 0         | 1         | 0         | 1.000       | 0        | 0        |
| 21 Alex Faedo      | 7           | 5          | 2          | 0         | 1.000       | 0         | 0         | 0         | ---         | 0        | 0        |
| 39 Frank Rubio     | 5           | 1          | 4          | 0         | 1.000       | 0         | 1         | 1         | .500        | 0        | 0        |
| 27 Aaron Rhodes    | 4           | 3          | 1          | 0         | 1.000       | 0         | 2         | 1         | .667        | 0        | 0        |
| 28 Mark Kolozsvary | 3           | 3          | 0          | 0         | 1.000       | 0         | 1         | 0         | 1.000       | 0        | 0        |
| 13 Kirby Snead     | 3           | 2          | 1          | 0         | 1.000       | 0         | 3         | 1         | .750        | 0        | 0        |
| 37 Shaun Anderson  | 3           | 0          | 3          | 0         | 1.000       | 0         | 4         | 0         | 1.000       | 0        | 0        |
| 14 Bobby Poyner    | 3           | 1          | 2          | 0         | 1.000       | 0         | 0         | 0         | ---         | 0        | 0        |
| 20 Peter Alonso    | 206         | 181        | 24         | 1         | .995        | 16        | 0         | 0         | ---         | 0        | 0        |
| 4 Mike Rivera      | 183         | 161        | 21         | 1         | .995        | 1         | 16        | 8         | .667        | 2        | 0        |
| 11 Josh Tobias     | 63          | 11         | 51         | 1         | .984        | 3         | 0         | 0         | ---         | 0        | 0        |
| 5 Dalton Guthrie   | 125         | 47         | 76         | 2         | .984        | 12        | 0         | 0         | ---         | 0        | 0        |
| 12 Richie Martin   | 139         | 51         | 85         | 3         | .978        | 14        | 0         | 0         | ---         | 0        | 0        |
| 66 Ryan Larson     | 39          | 37         | 1          | 1         | .974        | 0         | 0         | 0         | ---         | 0        | 0        |
| 17 Christian Hicks | 29          | 22         | 6          | 1         | .966        | 1         | 0         | 0         | ---         | 0        | 0        |
| 24 Jeremy Vasquez  | 67          | 62         | 1          | 4         | .940        | 2         | 0         | 0         | ---         | 0        | 0        |
| 10 A.J. Puk        | 11          | 2          | 8          | 1         | .909        | 0         | 4         | 3         | .571        | 0        | 0        |
| 3 Dane Dunning     | 7           | 1          | 5          | 1         | .857        | 0         | 2         | 2         | .500        | 0        | 0        |
| 44 John Sternagel  | 6           | 4          | 1          | 1         | .833        | 0         | 0         | 0         | ---         | 0        | 0        |
| 25 Eric Hanhold    | 5           | 2          | 2          | 1         | .800        | 0         | 1         | 2         | .333        | 0        | 0        |
| 29 Mike Fahrman    | 0           | 0          | 0          | 0         | .000        | 0         | 0         | 0         | ---         | 0        | 0        |
| 15 Danny Young     | 0           | 0          | 0          | 0         | .000        | 0         | 1         | 0         | 1.000       | 0        | 0        |
| 18 Mike Vinson     | 0           | 0          | 0          | 0         | .000        | 0         | 0         | 0         | ---         | 0        | 0        |
| 1 Taylor Lane      | 0           | 0          | 0          | 0         | .000        | 0         | 0         | 0         | ---         | 0        | 0        |
| <b>Totals</b>      | <b>1141</b> | <b>798</b> | <b>325</b> | <b>18</b> | <b>.984</b> | <b>20</b> | <b>24</b> | <b>13</b> | <b>.649</b> | <b>2</b> | <b>0</b> |
| Opponents          | 1155        | 786        | 335        | 34        | .971        | 30        | 23        | 12        | .657        | 7        | 0        |

# 2015 FLORIDA BASEBALL SUPERLATIVES

## TEAM GAME HIGHS

### BATTING

**At bats:** 49 vs. Stetson (4/7)  
**Runs scored:** 22, 2x, last vs. Stetson (4/7)  
**Hits:** 22 vs. Stetson (4/7)  
**RBI:** 22, 2x, last vs. Stetson (4/7)  
**Doubles:** 6 vs. Stony Brook (2/28)  
**Triples:** 2, 3x, last vs. Kentucky (4/26)  
**Home runs:** 7 vs. Stetson (4/7)  
**Total bases:** 46 vs. Stetson (4/7)  
**Walks:** 8, 2x, last vs. Florida State (6/5)  
**Strikeouts:** 11, 3x, last vs. Vanderbilt (5/7)  
**Sacrifice hits:** 4 vs. Alabama (3/28)  
**Sacrifice flies:** 3, 2x, last vs. Florida A&M (5/29)  
**Stolen bases:** 4, 4x, last vs. Auburn (5/15)  
**Hit by pitch:** 7 vs. Florida A&M (5/29)  
**Caught stealing:** 2, 3x, last vs. Auburn (5/15)  
**Runners left on base:** 15 vs. Maine (3/8)  
**Hit into double plays:** 3, 3x, last vs. LSU (5/23)

### PITCHING

**Innings pitched:** 11.0 vs. Florida State (4/14)  
**Runs allowed:** 12 vs. Alabama (3/27)  
**Earned runs:** 12 vs. Alabama (3/27)  
**Walks allowed:** 8 vs. Florida State (3/31)  
**Strikeouts:** 14, 2x, last vs. Vanderbilt (5/8)  
**Hits allowed:** 18 vs. Alabama (3/27)  
**Doubles allowed:** 5 vs. Alabama (3/27)  
**Triples allowed:** 2 vs. Georgia (5/1)  
**Homers allowed:** 4, 2x, last vs. Florida State (4/14)  
**Wild pitches:** 3, 4x, last vs. Vanderbilt (5/24)  
**Hit batters:** 3, 2x, last vs. Kentucky (4/25)

### FIELDING

**Putouts:** 33 vs. Florida State (4/14)  
**Assists:** 19 vs. Stony Brook (2/27)  
**Errors:** 4 vs. Vanderbilt (5/9)  
**Passed balls:** 2 vs. Florida State (3/17)  
**Double plays turned:** 3, 2x, last vs. Stony Brook (2/27)

## FLORIDA STARTING PITCHING

| Player            | ERA         | W-L          | APP-GS       | CG       | SHO/CBO    | SV       | IP           | H          | R          | ER         | BB         | SO         | 2B        | 3B       | HR        | B/Avg       | WP        | HBP       | BK       | SFA      | SHA       |
|-------------------|-------------|--------------|--------------|----------|------------|----------|--------------|------------|------------|------------|------------|------------|-----------|----------|-----------|-------------|-----------|-----------|----------|----------|-----------|
| 32 Logan Shore    | 2.72        | 11-6         | 19-19        | 2        | 0/3        | 0        | 112.1        | 97         | 35         | 34         | 24         | 84         | 15        | 3        | 5         | .238        | 6         | 12        | 0        | 2        | 4         |
| 34 Brett Morales  | 2.92        | 1-0          | 3-3          | 0        | 0/0        | 0        | 12.1         | 7          | 4          | 4          | 1          | 11         | 1         | 0        | 1         | .159        | 2         | 2         | 0        | 0        | 0         |
| 27 Aaron Rhodes   | 3.00        | 0-0          | 1-1          | 0        | 0/0        | 0        | 3.0          | 3          | 1          | 1          | 2          | 4          | 2         | 0        | 0         | .250        | 0         | 1         | 0        | 0        | 0         |
| 21 Alex Faedo     | 3.65        | 5-1          | 12-12        | 0        | 0/0        | 0        | 49.1         | 47         | 21         | 20         | 14         | 47         | 7         | 2        | 7         | .249        | 4         | 2         | 0        | 1        | 1         |
| 37 Shaun Anderson | 3.86        | 0-0          | 1-1          | 0        | 0/0        | 0        | 2.1          | 2          | 1          | 1          | 1          | 1          | 0         | 0        | 1         | .222        | 0         | 1         | 0        | 0        | 0         |
| 10 A.J. Puk       | 3.89        | 7-4          | 14-14        | 1        | 1/0        | 0        | 71.2         | 54         | 34         | 31         | 32         | 95         | 7         | 0        | 8         | .211        | 6         | 7         | 0        | 1        | 7         |
| 3 Dane Dunning    | 4.12        | 5-2          | 14-14        | 0        | 0/0        | 0        | 59.0         | 48         | 28         | 27         | 23         | 53         | 6         | 1        | 4         | .219        | 9         | 8         | 0        | 2        | 2         |
| 14 Bobby Poyner   | 4.76        | 0-1          | 1-1          | 0        | 0/0        | 0        | 5.2          | 4          | 3          | 3          | 0          | 5          | 0         | 0        | 0         | .222        | 0         | 1         | 0        | 1        | 0         |
| 25 Eric Hanhold   | 4.85        | 1-0          | 4-4          | 0        | 0/0        | 0        | 13.0         | 12         | 7          | 7          | 6          | 14         | 5         | 0        | 0         | .250        | 1         | 0         | 0        | 0        | 0         |
| 15 Danny Young    | 13.50       | 0-0          | 1-1          | 0        | 0/0        | 0        | 1.1          | 4          | 2          | 2          | 0          | 1          | 1         | 0        | 0         | .500        | 0         | 0         | 0        | 0        | 0         |
| <b>Totals</b>     | <b>3.55</b> | <b>30-14</b> | <b>70-70</b> | <b>3</b> | <b>4/3</b> | <b>0</b> | <b>330.0</b> | <b>278</b> | <b>136</b> | <b>130</b> | <b>103</b> | <b>315</b> | <b>44</b> | <b>6</b> | <b>26</b> | <b>.230</b> | <b>28</b> | <b>34</b> | <b>0</b> | <b>7</b> | <b>14</b> |
| Opponents         | 6.52        | 13-41        | 70-70        | 1        | 3/2        | 0        | 303.2        | 389        | 261        | 220        | 141        | 211        | 63        | 10       | 40        | .314        | 18        | 30        | 2        | 17       | 9         |

## FLORIDA RELIEF PITCHING

| Player            | ERA         | W-L         | APP-GS    | CG       | SHO/CBO    | SV        | IP           | H          | R          | ER        | BB        | SO         | 2B        | 3B       | HR        | B/Avg       | WP        | HBP       | BK       | SFA      | SHA       |
|-------------------|-------------|-------------|-----------|----------|------------|-----------|--------------|------------|------------|-----------|-----------|------------|-----------|----------|-----------|-------------|-----------|-----------|----------|----------|-----------|
| 3 Dane Dunning    | 0.00        | 0-0         | 2-0       | 0        | 0/0        | 0         | 1.1          | 0          | 0          | 0         | 0         | 2          | 0         | 0        | 0         | .000        | 0         | 0         | 0        | 0        | 0         |
| 16 Taylor Lewis   | 1.33        | 6-2         | 31-0      | 0        | 0/0        | 7         | 54.0         | 42         | 15         | 8         | 15        | 32         | 4         | 1        | 2         | .218        | 2         | 3         | 0        | 3        | 2         |
| 21 Alex Faedo     | 1.50        | 1-0         | 7-0       | 0        | 0/0        | 0         | 12.0         | 12         | 4          | 2         | 2         | 12         | 3         | 0        | 2         | .261        | 1         | 1         | 0        | 0        | 0         |
| 15 Danny Young    | 1.61        | 2-0         | 19-0      | 0        | 0/0        | 2         | 28.0         | 25         | 12         | 5         | 9         | 23         | 3         | 0        | 1         | .238        | 2         | 1         | 0        | 2        | 2         |
| 14 Bobby Poyner   | 2.34        | 5-1         | 25-0      | 0        | 0/1        | 4         | 57.2         | 48         | 17         | 15        | 6         | 53         | 10        | 0        | 6         | .226        | 2         | 3         | 1        | 2        | 3         |
| 10 A.J. Puk       | 2.84        | 2-0         | 3-0       | 0        | 0/0        | 0         | 6.1          | 5          | 2          | 2         | 3         | 9          | 1         | 0        | 0         | .200        | 2         | 1         | 0        | 0        | 0         |
| 18 Mike Vinson    | 3.00        | 2-0         | 7-0       | 0        | 0/0        | 0         | 6.0          | 3          | 2          | 2         | 3         | 4          | 1         | 0        | 0         | .143        | 0         | 1         | 1        | 0        | 0         |
| 13 Kirby Snead    | 3.15        | 1-0         | 28-0      | 0        | 0/0        | 1         | 34.1         | 36         | 12         | 12        | 6         | 33         | 4         | 2        | 2         | .267        | 3         | 1         | 0        | 0        | 1         |
| 39 Frank Rubio    | 3.20        | 0-1         | 15-0      | 0        | 0/1        | 0         | 19.2         | 20         | 7          | 7         | 3         | 6          | 2         | 0        | 2         | .274        | 0         | 2         | 0        | 0        | 2         |
| 25 Eric Hanhold   | 3.65        | 0-0         | 10-0      | 0        | 0/1        | 0         | 12.1         | 16         | 5          | 5         | 5         | 9          | 2         | 0        | 1         | .320        | 4         | 0         | 0        | 1        | 0         |
| 27 Aaron Rhodes   | 3.81        | 2-0         | 16-0      | 0        | 0/0        | 0         | 28.1         | 18         | 13         | 12        | 12        | 27         | 3         | 3        | 3         | .184        | 6         | 3         | 0        | 1        | 1         |
| 37 Shaun Anderson | 4.12        | 0-0         | 15-0      | 0        | 0/1        | 0         | 19.2         | 18         | 10         | 9         | 5         | 20         | 3         | 0        | 2         | .228        | 3         | 1         | 0        | 0        | 0         |
| 26 Tyler Deel     | 4.50        | 0-0         | 5-0       | 0        | 0/0        | 0         | 2.0          | 1          | 2          | 1         | 2         | 4          | 0         | 1        | 0         | .125        | 1         | 0         | 0        | 0        | 0         |
| 2 Logan Browning  | 7.27        | 1-0         | 9-0       | 0        | 0/0        | 0         | 8.2          | 8          | 7          | 7         | 7         | 6          | 2         | 1        | 0         | .276        | 0         | 1         | 1        | 0        | 2         |
| 34 Brett Morales  | 16.20       | 0-0         | 3-0       | 0        | 0/0        | 0         | 1.2          | 2          | 3          | 3         | 3         | 0          | 0         | 0        | 0         | .333        | 0         | 0         | 0        | 0        | 1         |
| <b>Totals</b>     | <b>2.77</b> | <b>22-4</b> | <b>70</b> | <b>0</b> | <b>4/3</b> | <b>14</b> | <b>292.0</b> | <b>254</b> | <b>111</b> | <b>90</b> | <b>81</b> | <b>240</b> | <b>38</b> | <b>8</b> | <b>21</b> | <b>.234</b> | <b>26</b> | <b>18</b> | <b>3</b> | <b>9</b> | <b>14</b> |
| Opponents         | 5.41        | 5-11        | 70        | 0        | 3/2        | 10        | 297.2        | 331        | 228        | 179       | 131       | 199        | 66        | 14       | 26        | .281        | 38        | 45        | 7        | 16       | 14        |

## INDIVIDUAL GAME HIGHS

### BATTING

**At bats:** 7, Dalton Guthrie vs. Stetson (4/7)  
**Runs scored:** 5, JJ Schwarz vs. Stetson (4/7)  
**Hits:** 5, 2x, last by JJ Schwarz vs. Stetson (4/7)  
**RBI:** 10, JJ Schwarz vs. Stetson (4/7)  
**Doubles:** 2, 9x, last by Richie Martin vs. Virginia (6/19)  
**Triples:** 1, 24x, last by Peter Alonso vs. Florida State (6/6)  
**Home runs:** 4, JJ Schwarz vs. Stetson (4/7)  
**Total bases:** 18, JJ Schwarz vs. Stetson (4/7)  
**Walks:** 4, Buddy Reed vs. Vanderbilt (5/8)  
**Strikeouts:** 3, 8x, last by Ryan Larson vs. USF (5/30)  
**Sacrifice hits:** 1, 23x, last by Ryan Larson vs. Miami (FL) (6/13)  
**Sacrifice flies:** 1, 33x, last by Peter Alonso vs. Miami (FL) (6/13)  
**Stolen bases:** 2, 11x, last by Richie Martin vs. Auburn (5/15)  
**Hit by pitch:** 3, Richie Martin vs. Florida A&M (5/29)  
**Caught stealing:** 1, 32x, last by Harrison Bader vs. Virginia (6/20)  
**Runners left on base:** 6, 2x, last by Josh Tobias vs. Florida State (4/14)

### PITCHING

**Innings pitched:** 9.0, 2x, last by Logan Shore vs. Mississippi State (4/17)  
**Runs allowed:** 9, A.J. Puk vs. Missouri (4/4)  
**Earned runs:** 9, A.J. Puk vs. Missouri (4/4)  
**Walks allowed:** 4, 3x, last by Alex Faedo vs. Miami (FL) (6/17)  
**Strikeouts:** 12, A.J. Puk vs. Vanderbilt (5/8)  
**Hits allowed:** 10, Logan Shore vs. Alabama (3/27)  
**Doubles allowed:** 3, Logan Shore vs. Miami (FL) (6/13)  
**Triples allowed:** 1, 14x, last by Dane Dunning vs. Virginia (6/20)  
**Homers allowed:** 4, Logan Shore vs. Tennessee (3/13)  
**Wild pitches:** 2, 9x, last by Kirby Snead vs. Miami (FL) (6/17)  
**Hit batters:** 3, Dane Dunning vs. Kentucky (4/25)

### FIELDING

**Putouts:** 16, Christian Hicks vs. Maine (3/8)  
**Assists:** 7, Dalton Guthrie vs. Mississippi State (4/18)  
**Errors:** 1, 42x, last by Bobby Poyner vs. Virginia (6/19)  
**Passed balls:** 2, Mike Rivera vs. Florida State (3/17)

## 2015 FLORIDA BASEBALL MISCELLANEOUS STATISTICS

## FIELDING BY POSITION

## CATCHERS

| Player             | C   | PO  | A  | E | FLD%  | DPs | SBA | CSB | SBA%  | PB | CI |
|--------------------|-----|-----|----|---|-------|-----|-----|-----|-------|----|----|
| 28 Mark Kolozsvary | 21  | 18  | 3  | 0 | 1.000 | 0   | 3   | 0   | 1.000 | 0  | 0  |
| 4 Mike Rivera      | 334 | 293 | 40 | 1 | .997  | 1   | 28  | 14  | .667  | 8  | 0  |
| 22 JJ Schwarz      | 245 | 221 | 21 | 3 | .988  | 2   | 20  | 5   | .800  | 4  | 0  |

## FIRST BASE

| Player             | C   | PO  | A  | E | FLD%  | DPs |
|--------------------|-----|-----|----|---|-------|-----|
| 17 Christian Hicks | 106 | 101 | 5  | 0 | 1.000 | 5   |
| 44 John Sternagel  | 73  | 69  | 4  | 0 | 1.000 | 7   |
| 29 Mike Fahrman    | 1   | 1   | 0  | 0 | 1.000 | 0   |
| 20 Peter Alonso    | 361 | 329 | 31 | 1 | .997  | 28  |
| 10 A.J. Puk        | 60  | 55  | 3  | 2 | .967  | 5   |
| 24 Jeremy Vasquez  | 86  | 80  | 3  | 3 | .965  | 3   |

## SECOND BASE

| Player              | C   | PO  | A   | E | FLD%  | DPs |
|---------------------|-----|-----|-----|---|-------|-----|
| 11 Josh Tobias      | 6   | 2   | 4   | 0 | 1.000 | 0   |
| 1 Taylor Lane       | 2   | 2   | 0   | 0 | 1.000 | 0   |
| 17 Christian Hicks  | 2   | 1   | 1   | 0 | 1.000 | 0   |
| 38 Jason Lombardozi | 1   | 0   | 1   | 0 | 1.000 | 0   |
| 5 Dalton Guthrie    | 229 | 107 | 186 | 6 | .980  | 34  |

## THIRD BASE

| Player             | C   | PO | A   | E | FLD% | DPs |
|--------------------|-----|----|-----|---|------|-----|
| 11 Josh Tobias     | 135 | 24 | 110 | 1 | .993 | 7   |
| 17 Christian Hicks | 19  | 3  | 15  | 1 | .947 | 0   |
| 44 John Sternagel  | 10  | 2  | 5   | 3 | .700 | 0   |

## SHORTSTOP

| Player           | C   | PO  | A   | E | FLD%  | DPs |
|------------------|-----|-----|-----|---|-------|-----|
| 5 Dalton Guthrie | 3   | 0   | 3   | 0 | 1.000 | 0   |
| 1 Taylor Lane    | 2   | 1   | 1   | 0 | 1.000 | 0   |
| 12 Richie Martin | 325 | 126 | 190 | 9 | .972  | 35  |

## OUTFIELD

| Player             | C   | PO  | A  | E | FLD%  | DPs |
|--------------------|-----|-----|----|---|-------|-----|
| 8 Harrison Bader   | 134 | 124 | 10 | 0 | 1.000 | 1   |
| 2 Logan Browning   | 15  | 15  | 0  | 0 | 1.000 | 0   |
| 28 Mark Kolozsvary | 1   | 1   | 0  | 0 | 1.000 | 0   |
| 66 Ryan Larson     | 87  | 84  | 2  | 1 | .989  | 0   |
| 23 Buddy Reed      | 159 | 153 | 3  | 3 | .981  | 0   |
| 24 Jeremy Vasquez  | 16  | 14  | 0  | 2 | .975  | 0   |

## PITCHERS

| Player            | C  | PO | A  | E | FLD%  | DPs |
|-------------------|----|----|----|---|-------|-----|
| 32 Logan Shore    | 26 | 8  | 18 | 0 | 1.000 | 1   |
| 13 Kirby Sneed    | 12 | 5  | 7  | 0 | 1.000 | 0   |
| 21 Alex Faedo     | 11 | 6  | 5  | 0 | 1.000 | 0   |
| 27 Aaron Rhodes   | 8  | 4  | 4  | 0 | 1.000 | 1   |
| 39 Frank Rubio    | 6  | 1  | 5  | 0 | 1.000 | 0   |
| 37 Shaun Anderson | 6  | 1  | 5  | 0 | 1.000 | 0   |
| 2 Logan Browning  | 4  | 1  | 3  | 0 | 1.000 | 2   |
| 34 Brett Morales  | 4  | 1  | 3  | 0 | 1.000 | 0   |
| 18 Mike Vinson    | 1  | 1  | 0  | 0 | 1.000 | 0   |
| 15 Danny Young    | 1  | 0  | 1  | 0 | 1.000 | 0   |
| 10 A.J. Puk       | 19 | 2  | 16 | 1 | .947  | 0   |
| 3 Dane Dunning    | 13 | 2  | 10 | 1 | .923  | 0   |
| 25 Eric Hanhold   | 10 | 3  | 6  | 1 | .900  | 0   |
| 16 Taylor Lewis   | 15 | 4  | 9  | 2 | .867  | 0   |
| 14 Bobby Poyner   | 5  | 1  | 3  | 1 | .800  | 0   |

## MULTIPLE-HIT GAMES

| Player             | 2          | 3         | 4        | Total      |
|--------------------|------------|-----------|----------|------------|
| 11 Josh Tobias     | 21         | 2         | 1        | 25         |
| 22 JJ Schwarz      | 18         | 4         | 1        | 24         |
| 23 Buddy Reed      | 16         | 8         | -        | 24         |
| 5 Dalton Guthrie   | 13         | 7         | 2        | 22         |
| 12 Richie Martin   | 14         | 6         | 1        | 21         |
| 8 Harrison Bader   | 11         | 8         | 1        | 20         |
| 4 Mike Rivera      | 12         | 2         | 1        | 15         |
| 20 Peter Alonso    | 9          | 3         | 1        | 13         |
| 66 Ryan Larson     | 10         | 2         | -        | 12         |
| 24 Jeremy Vasquez  | 8          | 2         | -        | 10         |
| 10 A.J. Puk        | 1          | -         | -        | 1          |
| 17 Christian Hicks | 1          | -         | -        | 1          |
| 29 Mike Fahrman    | 1          | -         | -        | 1          |
| <b>Totals:</b>     | <b>135</b> | <b>44</b> | <b>8</b> | <b>189</b> |

## MULTIPLE-RBI GAMES

| Player             | 2         | 3         | 4        | 5+       | Total      |
|--------------------|-----------|-----------|----------|----------|------------|
| 8 Harrison Bader   | 9         | 6         | 2        | 1        | 18         |
| 22 JJ Schwarz      | 6         | 7         | -        | 3        | 16         |
| 4 Mike Rivera      | 11        | 2         | -        | -        | 13         |
| 11 Josh Tobias     | 6         | 4         | 1        | -        | 11         |
| 23 Buddy Reed      | 7         | 4         | -        | -        | 11         |
| 20 Peter Alonso    | 6         | 2         | 1        | -        | 9          |
| 24 Jeremy Vasquez  | 6         | -         | -        | -        | 6          |
| 12 Richie Martin   | 5         | -         | -        | 1        | 6          |
| 5 Dalton Guthrie   | 4         | 2         | -        | -        | 6          |
| 66 Ryan Larson     | 3         | 1         | 1        | -        | 5          |
| 44 John Sternagel  | 2         | 1         | -        | -        | 3          |
| 17 Christian Hicks | 2         | -         | -        | -        | 2          |
| <b>Totals:</b>     | <b>67</b> | <b>29</b> | <b>5</b> | <b>5</b> | <b>106</b> |

## HITTING STREAKS

| Player             | Longest | Current |
|--------------------|---------|---------|
| 23 Buddy Reed      | 13      | -       |
| 11 Josh Tobias     | 12      | -       |
| 22 JJ Schwarz      | 12      | 3       |
| 12 Richie Martin   | 12      | -       |
| 8 Harrison Bader   | 11      | 3       |
| 4 Mike Rivera      | 8       | 3       |
| 5 Dalton Guthrie   | 8       | -       |
| 24 Jeremy Vasquez  | 7       | -       |
| 20 Peter Alonso    | 5       | 1       |
| 66 Ryan Larson     | 5       | 2       |
| 2 Logan Browning   | 4       | -       |
| 10 A.J. Puk        | 2       | -       |
| 17 Christian Hicks | 2       | -       |
| 44 John Sternagel  | 2       | -       |
| 29 Mike Fahrman    | 2       | 1       |
| 28 Mark Kolozsvary | 1       | 1       |
| 1 Taylor Lane      | 1       | -       |

## REACHED BASE STREAKS

| Player              | Longest | Current |
|---------------------|---------|---------|
| 11 Josh Tobias      | 32      | 32      |
| 23 Buddy Reed       | 22      | 1       |
| 20 Peter Alonso     | 20      | 20      |
| 5 Dalton Guthrie    | 20      | -       |
| 12 Richie Martin    | 20      | -       |
| 22 JJ Schwarz       | 16      | 16      |
| 66 Ryan Larson      | 16      | 2       |
| 8 Harrison Bader    | 13      | 13      |
| 4 Mike Rivera       | 1       | 3       |
| 24 Jeremy Vasquez   | 9       | -       |
| 2 Logan Browning    | 4       | -       |
| 44 John Sternagel   | 4       | -       |
| 10 Mark Kolozsvary  | 2       | 1       |
| 29 Christian Hicks  | 1       | -       |
| 38 Mike Fahrman     | 1       | 1       |
| 10 A.J. Puk         | 2       | -       |
| 1 Taylor Lane       | 1       | -       |
| 38 Jason Lombardozi | 1       | -       |

## STARTERS BY POSITION

**Pitcher:** Shore (19), Dunning (14), Puk (14), Faedo (12), Hanhold (4), Morales (3), Poyner (3), Anderson (1), Rhodes (1), Young (1)

**Catcher:** Rivera (41), Schwarz (29)

**First Base:** Alonso (39), Vasquez (11), Puk (7), Sternagel (7), Hicks (6)

**Second Base:** Guthrie (69), Tobias (1)

**Third Base:** Tobias (59), Hicks (6), Sternagel (5)

**Shortstop:** Martin (70)

**Left Field:** Bader (66), Larson (4)

**Center Field:** Reed (69), Bader (1)

**Right Field:** Larson (47), Vasquez (14), Browning (8), Kolozsvary (1)

**Designated Hitter:** Schwarz (41), Rivera (24), Vasquez (4), Puk (1)

## STARTERS BY LINEUP SPOT

**1:** Guthrie (59), Bader (11)

**2:** Martin (42), Reed (28)

**3:** Bader (29), Martin (24), Tobias (12), Reed (5)

**4:** Tobias (31), Bader (17), Alonso (11), Schwarz (6), Martin (3), Reed (2)

**5:** Schwarz (27), Reed (20), Alonso (13), Tobias (5), Bader (4), Vasquez (1)

**6:** Schwarz (19), Alonso (15), Reed (10), Puk (8), Rivera (8), Tobias (5), Vasquez (2), Bader (1), Hicks (1), Martin (1)

**7:** Rivera (24), Schwarz (18), Vasquez (11), Bader (5), Tobias (5), Reed (4), Sternagel (2), Hicks (1)

**8:** Rivera (30), Vasquez (13), Sternagel (9), Hicks (6), Guthrie (4), Larson (3), Browning (2), Tobias (2), Kolozsvary (1)

**9:** Larson (48), Browning (6), Guthrie (6), Hicks (4), Rivera (3), Vasquez (2), Sternagel (1)

# 2015 FLORIDA BASEBALL HOME RUN SUMMARY

## FLORIDA'S HOME RUNS (66)

**Solo (34):** Bader (10), Schwarz (8), Martin (4), Tobias (3), Alonso (2), Guthrie (2), Hicks (2), Vasquez (2), Rivera (1)

**2-Run (24):** Schwarz (7), Bader (5), Alonso (3), Reed (3), Rivera (2), Tobias (2), Martin (1), Sternagel (1)

**3-Run (8):** Schwarz (3), Bader (2), Larson (1), Martin (1), Reed (1)

**Grand Slams (0):** None

**2-HR Games (6):** JJ Schwarz (4 vs. Stetson, 4/7; 2 vs. Florida State, 6/6; 2 vs. South Carolina, 4/12); Peter Alonso (2 vs. Mississippi State, 4/19); Harrison Bader (2 vs. Rhode Island, 2/14); Dalton Guthrie (2 vs. Stetson, 4/7)

| No. | Player (#)   | Gm # | Date | Opponent             | Pitcher          | On Base | Inn. | Outs | Count | Score | Final   |
|-----|--------------|------|------|----------------------|------------------|---------|------|------|-------|-------|---------|
| 1.  | Bader (1)    | 1    | 2/13 | Rhode Island         | Moyers (L)       | 1       | 5    | 0    | 1-2   | 5-0   | W, 9-1  |
| 2.  | Schwarz (1)  | 2    | 2/14 | Rhode Island         | Distasio (R)     | 2       | 1    | 2    | 0-1   | 0-1   | W, 22-3 |
| 3.  | Larson (1)   | 2    | 2/14 | Rhode Island         | Distasio (R)     | 2       | 3    | 1    | 1-0   | 6-2   | W, 22-3 |
| 4.  | Bader (2)    | 2    | 2/14 | Rhode Island         | Distasio (R)     | 2       | 3    | 2    | 0-0   | 9-2   | W, 22-3 |
| 5.  | Bader (3)    | 2    | 2/14 | Rhode Island         | Flanagan (R)     | 2       | 6    | 2    | 1-1   | 15-3  | W, 22-3 |
| 6.  | Martin (1)   | 3    | 2/15 | Rhode Island         | Whitman (R)      | 0*      | 3    | 0    | 2-1   | 2-0   | W, 6-1  |
| 7.  | Schwarz (2)  | 4    | 2/18 | at USF               | Peterson (R)     | 1       | 5    | 2    | 2-0   | 3-0   | W, 13-3 |
| 8.  | Schwarz (3)  | 6    | 2/21 | Miami (FL)           | Woodrey (L)      | 0       | 6    | 2    | 1-1   | 1-7   | L, 2-7  |
| 9.  | Bader (4)    | 7    | 2/22 | Miami (FL)           | Sosa (R)         | 0       | 4    | 1    | 3-2   | 1-1   | W, 2-1  |
| 10. | Bader (5)    | 10   | 2/28 | Stony Brook          | Honahan (L)      | 0*      | 3    | 0    | 1-1   | 5-3   | W, 14-3 |
| 11. | Reed (1)     | 10   | 2/28 | Stony Brook          | DiEva (R)        | 1       | 5    | 2    | 2-0   | 9-3   | W, 14-3 |
| 12. | Sternagel(1) | 11   | 3/1  | Stony Brook          | Zamora (L)       | 1       | 2    | 1    | 1-1   | 0-0   | W, 6-2  |
| 13. | Tobias (1)   | 11   | 3/1  | Stony Brook          | Zamora (L)       | 0       | 3    | 2    | 1-1   | 2-0   | W, 6-2  |
| 14. | Bader (6)    | 13   | 3/4  | UCF                  | Olson (R)        | 0       | 3    | 1    | 2-0   | 3-0   | W, 10-2 |
| 15. | Hicks (1)    | 14   | 3/6  | Maine                | G-Deschesnes (R) | 0*      | 6    | 0    | 1-1   | 4-0   | W, 5-0  |
| 16. | Schwarz (4)  | 17   | 3/10 | Fairfield            | Randall (R)      | 1       | 7    | 1    | 1-1   | 6-2   | W, 8-7  |
| 17. | Rivera (1)   | 20   | 3/14 | Tennessee            | Kane (R)         | 1       | 6    | 0    | 0-0   | 4-2   | W, 8-3  |
| 18. | Bader (7)    | 21   | 3/15 | Tennessee            | Serrano (R)      | 0       | 1    | 2    | 0-0   | 0-0   | W, 9-4  |
| 19. | Schwarz (5)  | 22   | 3/17 | Florida State        | Deise (L)        | 2       | 7    | 1    | 3-1   | 11-7  | W, 14-8 |
| 20. | Tobias (2)   | 26   | 3/24 | at Stetson           | Warmoth (R)      | 1       | 8    | 2    | 1-0   | 6-6   | W, 9-6  |
| 21. | Rivera (2)   | 27   | 3/27 | Alabama              | Guilbeau (L)     | 1       | 4    | 0    | 0-1   | 2-1   | L, 9-12 |
| 22. | Bader (8)    | 27   | 3/27 | Alabama              | Shaw (R)         | 1       | 7    | 1    | 0-0   | 5-9   | L, 9-12 |
| 23. | Vasquez (1)  | 28   | 3/27 | Alabama              | Rogers (R)       | 0       | 5    | 1    | 3-2   | 7-1   | W, 8-1  |
| 24. | Martin (2)   | 29   | 3/28 | Alabama              | Bramblett (R)    | 0*      | 4    | 0    | 0-0   | 0-0   | W, 7-4  |
| 25. | Vasquez (2)  | 29   | 3/28 | Alabama              | Bramblett (R)    | 0       | 7    | 2    | 3-2   | 3-4   | W, 7-4  |
| 26. | Tobias (3)   | 30   | 3/31 | vs. Florida State    | Holtmann (L)     | 0       | 4    | 2    | 2-0   | 0-2   | L, 3-8  |
| 27. | Tobias (4)   | 33   | 4/5  | at Missouri          | Fairbanks (R)    | 0       | 2    | 1    | 2-0   | 0-0   | L, 3-5  |
| 28. | Guthrie (1)  | 34   | 4/7  | Stetson              | Schaly (L)       | 0*      | 1    | 0    | 2-1   | 0-0   | W, 22-2 |
| 29. | Schwarz (6)  | 34   | 4/7  | Stetson              | Schaly (L)       | 1       | 2    | 1    | 1-2   | 1-2   | W, 22-2 |
| 30. | Schwarz (7)  | 34   | 4/7  | Stetson              | Thorne (R)       | 1       | 3    | 0    | 0-0   | 6-2   | W, 22-2 |
| 31. | Schwarz (8)  | 34   | 4/7  | Stetson              | Rakus (R)        | 2       | 4    | 2    | 0-2   | 8-2   | W, 22-2 |
| 32. | Guthrie (2)  | 34   | 4/7  | Stetson              | Onyshko (L)      | 0       | 5    | 1    | 1-2   | 11-2  | W, 22-2 |
| 33. | Bader (9)    | 34   | 4/7  | Stetson              | Onyshko (L)      | 1       | 5    | 1    | 2-0   | 12-2  | W, 22-2 |
| 34. | Schwarz (9)  | 34   | 4/7  | Stetson              | Fagan (R)        | 0       | 7    | 1    | 1-1   | 15-2  | W, 22-2 |
| 35. | Bader (10)   | 35   | 4/10 | South Carolina       | Crowe (R)        | 0       | 1    | 2    | 3-2   | 0-0   | W, 14-3 |
| 36. | Hicks (2)    | 35   | 4/10 | South Carolina       | Crowe (R)        | 0*      | 5    | 0    | 3-2   | 3-3   | W, 14-3 |
| 37. | Schwarz (10) | 35   | 4/10 | South Carolina       | Reagan (L)       | 0*      | 7    | 0    | 1-1   | 10-3  | W, 14-3 |
| 38. | Martin (3)   | 36   | 4/11 | South Carolina       | Wynkoop (L)      | 2       | 4    | 2    | 1-0   | 4-2   | W, 12-5 |
| 39. | Bader (11)   | 36   | 4/11 | South Carolina       | Johnson (R)      | 0       | 8    | 2    | 3-1   | 11-4  | W, 12-5 |
| 40. | Schwarz (11) | 37   | 4/12 | South Carolina       | Widener (R)      | 0*      | 4    | 0    | 2-1   | 4-0   | W, 12-2 |
| 41. | Schwarz (12) | 37   | 4/12 | South Carolina       | Fiori (L)        | 1       | 8    | 2    | 1-2   | 10-1  | W, 12-2 |
| 42. | Schwarz (13) | 38   | 4/14 | at Florida State     | Holtmann (L)     | 0       | 6    | 1    | 1-0   | 2-2   | L, 3-4  |
| 43. | Alonso (1)   | 41   | 4/19 | at Mississippi State | Sexton (R)       | 0*      | 4    | 0    | 0-0   | 2-0   | W, 10-5 |
| 44. | Alonso (2)   | 41   | 4/19 | at Mississippi State | Sexton (R)       | 1       | 6    | 1    | 1-1   | 3-3   | W, 10-5 |
| 45. | Martin (4)   | 49   | 5/5  | USF                  | Eveld (R)        | 1       | 5    | 1    | 2-1   | 2-1   | W, 5-1  |
| 46. | Schwarz (14) | 51   | 5/8  | at Vanderbilt        | Pfeifer (L)      | 1       | 2    | 0    | 3-2   | 0-1   | W, 7-3  |
| 47. | Bader (12)   | 51   | 5/8  | at Vanderbilt        | Pfeifer (L)      | 0       | 3    | 2    | 3-2   | 2-1   | W, 7-3  |
| 48. | Reed (2)     | 52   | 5/9  | at Vanderbilt        | Buehler (R)      | 2       | 1    | 2    | 0-0   | 0-0   | W, 9-7  |
| 49. | Alonso (3)   | 55   | 5/16 | Auburn               | Thompson (R)     | 0*      | 2    | 0    | 1-1   | 0-1   | W, 3-1  |
| 50. | Tobias (5)   | 55   | 5/16 | Auburn               | Yarbrough (L)    | 1       | 6    | 0    | 1-0   | 1-1   | W, 3-1  |
| 51. | Rivera (3)   | 59   | 5/23 | vs. LSU              | Stallings (R)    | 0*      | 9    | 0    | 1-2   | 1-1   | W, 2-1  |
| 52. | Bader (13)   | 60   | 5/24 | vs. Vanderbilt       | Johnson (L)      | 0*      | 1    | 0    | 3-2   | 0-0   | W, 7-3  |
| 53. | Schwarz (15) | 61   | 5/29 | Florida A&M          | Carrasco (R)     | 0*      | 6    | 0    | 0-1   | 9-0   | W, 19-0 |
| 54. | Reed (3)     | 62   | 5/30 | USF                  | Valdes (R)       | 1       | 3    | 1    | 1-0   | 0-0   | W, 8-2  |
| 55. | Bader (14)   | 62   | 5/30 | USF                  | Valdes (R)       | 1       | 4    | 2    | 2-0   | 2-0   | W, 8-2  |
| 56. | Schwarz (16) | 64   | 6/5  | Florida State        | Voyles (R)       | 0       | 5    | 1    | 0-0   | 6-0   | W, 13-5 |
| 57. | Schwarz (17) | 65   | 6/6  | Florida State        | Compton (R)      | 1       | 2    | 0    | 0-0   | 0-2   | W, 11-4 |
| 58. | Martin (5)   | 65   | 6/6  | Florida State        | Compton (R)      | 0*      | 3    | 0    | 2-0   | 3-2   | W, 11-4 |
| 59. | Bader (15)   | 65   | 6/6  | Florida State        | Silva (L)        | 1       | 4    | 0    | 2-2   | 6-2   | W, 11-4 |
| 60. | Schwarz (18) | 65   | 6/6  | Florida State        | Holtmann (L)     | 0       | 6    | 2    | 1-2   | 9-4   | W, 11-4 |
| 61. | Bader (16)   | 68   | 6/17 | vs. Miami (FL)       | Sosa (R)         | 0*      | 1    | 0    | 2-1   | 0-0   | W, 10-2 |
| 62. | Reed (4)     | 68   | 6/17 | vs. Miami (FL)       | Sosa (R)         | 1       | 1    | 2    | 3-2   | 1-0   | W, 10-2 |
| 63. | Martin (6)   | 68   | 6/17 | vs. Miami (FL)       | Garcia (L)       | 0       | 6    | 2    | 1-0   | 7-0   | W, 10-2 |
| 64. | Alonso (4)   | 68   | 6/17 | vs. Miami (FL)       | Beauprez (R)     | 1       | 7    | 1    | 2-0   | 8-2   | W, 10-2 |
| 65. | Alonso (5)   | 70   | 6/20 | vs. Virginia         | Waddell (L)      | 1       | 2    | 0    | 1-0   | 0-1   | L, 4-5  |
| 66. | Bader (17)   | 70   | 6/20 | vs. Virginia         | Waddell (L)      | 0       | 5    | 1    | 2-2   | 2-2   | L, 4-5  |

\*leadoff home run



# **2016 GATOR BASEBALL**

## **HISTORY**

# FLORIDA BASEBALL ALL-AMERICA HONORS

## FIRST-TEAM SELECTIONS

|      |   |
|------|---|
| 1958 | Bernie Parrish, ABCA  |
| 1959 | Perry McGriff, ABCA   |
| 1962 | Tom Moore, ABCA   |
| 1963 | Tom Moore, ABCA   |
| 1979 | Marc Sullivan, TSN  |
| 1987 | Rodney Brewer, TSN  |
| 1991 | John Burke, BA  |
| 1996 | David Eckstein, NCBWA<br>Brad Wilkerson, NCBWA                        |
| 1997 | Brad Wilkerson, BA, NCBWA   |
| 1998 | Josh Fogg, BA, CB, NCBWA<br>Brad Wilkerson, BA, BW, CB, NCBWA, TSN    |
| 2004 | Justin Hoyman, ABCA, CB, CBI  |
| 2005 | Matt LaPorta, ABCA, BA, CB, NCBWA, SW                                 |
| 2007 | Matt LaPorta, ABCA, BA, RIV   |
| 2011 | Mike Zunino, ABCA, BA, PG   |
| 2012 | Brian Johnson, NCBWA, PG<br>Mike Zunino, ABCA, BA, CB, CBI, NCBWA, PG |

## SECOND-TEAM SELECTIONS

|      |   |
|------|---|
| 1960 | Perry McGriff, ABCA   |
| 1977 | Roger Holt, TSN   |
| 1984 | Russ Kibler, ABCA<br>Scott Ruskin, ABCA                                 |
| 1996 | Brad Wilkerson, CB  |
| 1997 | Brad Wilkerson, CB, TSN   |
| 1998 | Josh Fogg, ABCA, BW, TSN  |
| 2000 | Tim Olson, ABCA, BW   |
| 2002 | Alex Hart, BW, NCBWA<br>Mark Kiger, BW, NCBWA<br>Pat Osborn, ABCA, BA   |
| 2004 | Ben Harrison, ABCA<br>Justin Hoyman, BA, SW, NCBWA                      |
| 2007 | Matt LaPorta, CB, NCBWA   |
| 2011 | Preston Tucker, ABCA<br>Mike Zunino, CB, CBI                            |
| 2012 | Brian Johnson, CB, CBI, BA<br>Preston Tucker, ABCA                      |
| 2014 | Taylor Gushue, CB   |
| 2015 | Harrison Bader, PG<br>JJ Schwarz, ABCA, D1, PG<br>Josh Tobias, ABCA, D1 |

## THIRD-TEAM SELECTIONS

|      |  |
|------|--|
| 1988 | Jeff Gidcumb, BA                             |
| 1991 | Mario Linares, ABCA                          |
| 1993 | Marc Valdes, NCBWA                           |
| 1994 | Rob Bonanno, NCBWA<br>Danny Wheeler, ABCA    |
| 1996 | Brad Wilkerson, BA                           |
| 1997 | David Eckstein, NCBWA                        |
| 2000 | Tim Olson, BA, CB                            |
| 2002 | Alex Hart, ABCA, BA, CB<br>Pat Osborn, CB    |
| 2003 | Brian Rose, ABCA                             |
| 2004 | C.J. Smith, ABCA, CB                         |
| 2005 | Jeff Corsaletti, NCBWA<br>Adam Davis, BA     |
| 2010 | Kevin Chapman, NCBWA<br>Austin Maddox, NCBWA |

## KEY

ABCA - American Baseball Coaches Association  
BA - Baseball America  
BW - Baseball Weekly  
CBI - College Baseball Insider

CB - Collegiate Baseball/Louisville Slugger  
D1 - D1Baseball  
NCBWA - National Collegiate Baseball Writers Association  
PG - Perfect Game

RIV - Rivals.com  
TSN - The Sporting News  
SW - ESPN/Sports Weekly

|      |  |
|------|--|
| 2011 | Mike Zunino, NCBWA   |
| 2012 | Austin Maddox, NCBWA<br>Steven Rodriguez, PG                                 |
| 2014 | Logan Shore, CB  |
| 2015 | Harrison Bader, NCBWA<br>JJ Schwarz, BA, NCBWA<br>Josh Tobias, BA, NCBWA, PG |

## HONORABLE MENTION SELECTIONS

|      |  |
|------|--|
| 1996 | Chuck Hazzard, NCBWA<br>John Tamargo, NCBWA                    |
| 2004 | Connor Falkenbach, CBI<br>Ben Harrison, CBI<br>C.J. Smith, CBI |
| 2011 | Hudson Randall, CBI<br>Preston Tucker, CBI                     |
| 2012 | Steven Rodriguez, CBI<br>Preston Tucker, CBI                   |

## FRESHMAN ALL-AMERICANS BASEBALL AMERICA

### FIRST TEAM

|      |  |
|------|--|
| 1991 | Marc Valdes  |
| 1996 | Brad Wilkerson   |
| 2004 | Matt LaPorta   |
| 2007 | Cole Figueroa  |
| 2008 | Josh Adams   |
| 2009 | Preston Tucker   |
| 2010 | Nolan Fontana<br>Brian Johnson<br>Austin Maddox<br>Hudson Randall<br>Mike Zunino |
| 2011 | Karsten Whitson  |
| 2014 | Logan Shore  |
| 2015 | JJ Schwarz   |

### SECOND TEAM


|      |               |
|------|---------------|
| 1989 | Herbert Perry |
| 1991 | Ron Scott     |
| 1994 | John Tamargo  |
| 2012 | Casey Turgeon |



Bernie Parrish was the Gators' initial All-American, earning first-team accolades in 1958 from the ABCA.



Perry McGriff became Florida's first two-time pick, earning ABCA recognition in 1959 and 1960.



Boasting a .331 career average, third baseman Tom Moore achieved first-team All-America distinction in 1962 and 1963, joining Brad Wilkerson (1996-98), Matt LaPorta (2005, '07) and Mike Zunino (2011-12) as the UF players to make the first squad multiple times.

# FLORIDA BASEBALL ALL-AMERICA HONORS

## COLLEGIATE BASEBALL/LOUISVILLE SLUGGER

### FIRST TEAM

|      |   |
|------|---|
| 1991 | Ron Scott<br>Marc Valdes  |
| 1995 | Chuck Hazzard   |
| 1996 | Brad Wilkerson  |
| 1998 | Jason Dill  |
| 2000 | Joey Simon  |
| 2004 | Adam Davis  |
| 2005 | Stephen Locke   |
| 2007 | Cole Figueroa   |
| 2008 | Josh Adams  |
| 2009 | Preston Tucker  |
| 2010 | Nolan Fontana<br>Brian Johnson<br>Austin Maddox<br>Hudson Randall |
| 2011 | Karsten Whitson   |
| 2014 | Logan Shore   |
| 2015 | Dalton Guthrie<br>Mike Rivera<br>JJ Schwarz                       |

### SECOND TEAM

|      |              |
|------|--------------|
| 1994 | John Tamargo |
|------|--------------|

### HONORABLE MENTION

|      |  |
|------|--|
| 1997 | Matt McClendon   |
| 1998 | Matt Siegel  |
| 2000 | Aaron Sobieraj   |
| 2001 | Ben Harrison   |
| 2002 | David Bartelt<br>Tommy Boss<br>Jeff Corsaletti<br>Mike Pete<br>Jonathan Tucker |

## D1BASEBALL

### FIRST TEAM

|      |            |
|------|------------|
| 2015 | JJ Schwarz |
|------|------------|

## NCBWA


### FIRST TEAM

|      |                 |
|------|-----------------|
| 2009 | Preston Tucker  |
| 2010 | Austin Maddox   |
| 2011 | Karsten Whitson |
| 2015 | JJ Schwarz      |

### SECOND TEAM

|      |                                 |
|------|---------------------------------|
| 2010 | Brian Johnson<br>Hudson Randall |
| 2014 | Peter Alonso<br>Logan Shore     |

# FLORIDA BASEBALL HONORS & AWARDS



Brad Wilkerson took home the NCBWA and Rotary Smith National Player of the Year awards during a tremendous 1998 season in which he helped the Gators win the Southeastern Conference title and reach the NCAA College World Series.

## NATIONAL COLLEGE BASEBALL HALL OF FAME INDUCTEE

2012 Brad Wilkerson

## USA BASEBALL GOLDEN SPIKES AWARD

1996 Brad Wilkerson (Nominee)  
 1997 Brad Wilkerson (Finalist)  
 2005 Jeff Corzaletti (Watch List)  
 2007 Matt LaPorta (Finalist)  
 2009 Matt den Dekker (Watch List)  
 2010 Preston Tucker (Watch List)  
 2011 Brian Johnson (Watch List)  
 Hudson Randall (Watch List)  
 Preston Tucker (Watch List)  
 Mike Zunino (Semifinalist)  
 2012 Nolan Fontana (Preseason Watch List)  
 Brian Johnson (Midseason Watch List)  
 Austin Maddox (Midseason Watch List)  
 Hudson Randall (Preseason Watch List)  
 Preston Tucker (Midseason Watch List)  
 Karsten Whitson (Preseason Watch List)  
 Mike Zunino (Winner)  
 2013 Jonathon Crawford (Preseason Watch List)  
 2015 Harrison Bader (Midseason Watch List)  
 Richie Martin (Preseason Watch List)  
 Logan Shore (Preseason Watch List)  
 Josh Tobias (Midseason Watch List)

## DICK HOWSER TROPHY

2004 Justin Hoyman (Semifinalist)  
 2007 Matt LaPorta (Semifinalist)  
 2011 Brian Johnson (Semifinalist)  
 Mike Zunino (Semifinalist)  
 2012 Mike Zunino (Winner)  
 2015 Harrison Bader (Semifinalist)

## BASEBALL AMERICA COLLEGE PLAYER OF THE YEAR

2012 Mike Zunino

## COLLEGE BASEBALL INSIDER NATIONAL PLAYER OF THE YEAR

2012 Mike Zunino

## BROOKS WALLACE NATIONAL PLAYER OF THE YEAR

2007 Matt LaPorta (Finalist)

## NCBWA NATIONAL PLAYER OF THE YEAR

1998 Brad Wilkerson

## ROTARY SMITH PLAYER OF THE YEAR

1998 Brad Wilkerson (Winner)  
 2000 Tim Olson (Nominee)

## LOUISVILLE SLUGGER FRESHMAN OF THE YEAR

2015 JJ Schwarz (Shared with Louisville's Brendan McKay)

## PERFECT GAME FRESHMAN OF THE YEAR

2014 Logan Shore

## NCBWA FRESHMAN HITTER OF THE YEAR

2009 Preston Tucker  
 2015 JJ Schwarz

## PERFECT GAME FRESHMAN PITCHER OF THE YEAR

2011 Karsten Whitson

## BASEBALL AMERICA COLLEGE COACH OF THE YEAR

2011 Kevin O'Sullivan

## COLLEGIATE BASEBALL COACH OF THE YEAR

1996 Andy Lopez

## LOWE'S SENIOR CLASS AWARD

2009 Brandon McArthur (Winner)  
 2012 Preston Tucker (Finalist)  
 2015 Josh Tobias (Finalist)

## JOHNNY BENCH AWARD

2002 Brian Rose (Semifinalist)  
 2003 Brian Rose (Semifinalist)  
 2011 Mike Zunino (Finalist)  
 2012 Mike Zunino (Winner)  
 2014 Taylor Gushue (Semifinalist)

## JOHN OLERUD TWO-WAY PLAYER OF THE YEAR AWARD

2010 Brian Johnson (Watch List)  
 2011 Brian Johnson (Semifinalist)  
 Austin Maddox (Watch List)  
 2012 Brian Johnson (Winner)  
 Austin Maddox (Top-10 Watch List)

## NCBWA STOPPER OF THE YEAR AWARD

2005 Darren O'Day (Watch List)  
 2006 Darren O'Day (Watch List)  
 2010 Kevin Chapman (Watch List)  
 2012 Austin Maddox (Watch List)  
 Steven Rodriguez (Watch List)  
 2013 Johnny Magliozzi (Midseason Watch List)  
 2014 Ryan Harris (Midseason Watch List)

## PITCHER OF THE YEAR AWARD

2010 Alex Panteliodis (Watch List)  
 2011 Hudson Randall (Quarterfinalist)  
 2012 Brian Johnson (Watch List)  
 2014 Danny Young (Watch List)

## ROGER CLEMENS AWARD

2004 Justin Hoyman (Semifinalist)

## BROOKS WALLACE SHORTSTOP OF THE YEAR AWARD

2009 Mike Mooney (Watch List)  
 2011 Nolan Fontana (Semifinalist)  
 2012 Nolan Fontana (Top-25 Watch List)  
 2014 Richie Martin (Watch List)  
 2015 Richie Martin (Finalist)

## RAWLINGS DIVISION I GOLD GLOVE TEAM

2010 Nolan Fontana, SS

## ACADEMIC ALL-AMERICANS

1970 Fred Bretz (1st)  
 1972 Ray Hull (2nd)  
 1996 David Eckstein (2nd)  
 1997 David Eckstein (1st)  
 2006 Darren O'Day (3rd)

## ACADEMIC ALL-DISTRICT III

1996 David Eckstein  
 1997 David Eckstein  
 1998 Ty Martin  
 2003 Ben Harrison  
 C.J. Smith  
 2004 Ben Harrison  
 Darren O'Day  
 C.J. Smith  
 2005 Darren O'Day  
 2006 Darren O'Day  
 2008 Cole Figueroa  
 2015 Richie Martin

## NATIONAL PLAYER OF THE WEEK

### COLLEGE BASEBALL 360

2010 Matt den Dekker (Week of Feb. 19-21)  
 Brian Johnson (Week of April 19-25)  
 2011 Nolan Fontana (Week of March 14-20)  
 2012 Mike Zunino (Week of Feb. 27-March 4)

## COLLEGIATE BASEBALL

1993 Doug Brennan & Chris Nelson (March 19)  
 1994 Rob Bonnano (March 3)  
 1996 Brad Wilkerson (Week of May 27)  
 2002 Alex Hart (Week of Feb. 1)  
 Keith Ramsey (Week of April 30)  
 2003 C.J. Smith (Week of Feb. 10)  
 2007 Matt LaPorta (Week of April 2)  
 2011 Brian Johnson (Week of Feb. 28)  
 2012 Mike Zunino (Week of March 12)  
 2013 Zack Powers (Week of Feb. 18)  
 2014 Aaron Rhodes (Week of April 28)  
 2015 Harrison Bader (Week of Feb. 16)  
 A.J. Puk (Week of May 11)

## NCBWA

2007 Matt LaPorta (Week of March 27)  
 2014 Casey Turgeon (Week of May 6)

## THE SPORTING NEWS

1998 Brad Wilkerson (Week of Feb. 16)  
 Derek Nicholson (Week of April 6)  
 Josh Fogg (Week of April 26)

## NCAA COLLEGE WORLD SERIES ALL-TOURNAMENT TEAM

1991 Mario Linares, C  
 Kevin Polcovich, SS  
 1996 Chuck Hazzard, DH  
 Brad Wilkerson, OF  
 2011 Cody Dent, 3B  
 Bryson Smith, OF  
 2015 Harrison Bader, OF

## NCAA REGIONAL MOST OUTSTANDING PLAYER

1988 Jeff Gidcumb, P (East, Tallahassee, Fla.)  
 1991 John Burke, P (East, Gainesville, Fla.)  
 1996 Brad Wilkerson, OF (East, Gainesville, Fla.)  
 1998 Mark Ellis, SS (South, Gainesville, Fla.)  
 2000 Tim Olson, OF (Waco (Texas) Regional)  
 2004 Ben Harrison, OF (Oklahoma City Regional)  
 2005 Brian Leclerc, OF (Gainesville Regional)  
 2009 Preston Tucker, 1B (Gainesville Regional)  
 2010 Brian Johnson, LHP/DH (Gainesville Regional)  
 2011 Preston Tucker, OF (Gainesville Regional)  
 2012 Casey Turgeon, 2B (Gainesville Regional)  
 2015 JJ Schwarz, C (Gainesville Regional)

## NCAA REGIONAL ALL-TOURNAMENT TEAM

1960 Perry McGriff, OF  
 1977 Dave Adeimy, DH  
 Frank McDonald, OF  
 1985 Rodney Brewer, OF  
 Jeff Fischer, P  
 Steve Lombardozi, 2B  
 Mike Stanley, C  
 1988 Tommy Edwards, 2B  
 Jeff Gidcumb, P  
 Mario Linares, DH  
 Julio Mendez, SS  
 Allen Rutledge, 3B  
 1991 John Burke, P  
 Mario Linares, C  
 Herbert Perry, 3B  
 Kevin Polcovich, SS  
 Marc Valdes, P  
 1994 Rob Bonanno, P  
 James Eidam, OF  
 Shane Spears, OF  
 1996 Eric Castaldo, C  
 Chuck Hazzard, DH  
 John Tamaro, SS  
 Brad Wilkerson, OF  
 1997 Casey Smith, C  
 1998 Mark Ellis, SS  
 Josh Fogg, P  
 Brad Wilkerson, 1B

2000 Kevin Estrada, SS  
 Kurt Keene, 1B  
 Tim Olson, OF  
 Aaron Sobieraj, 3B

2001 Jason Dill, OF  
 Peter Nystrom, OF

2002 Mark Kiger, SS  
 Pat Osborn, 3B  
 Keith Ramsey, P  
 Ryan Shealy, 1B  
 Aaron Sobieraj, OF

2003 Stephen Barton, OF  
 Mario Garza, DH  
 Brian Rose, C

2004 Tommy Boss, P  
 Jeff Corzaletti, OF  
 Ben Harrison, OF  
 C.J. Smith, 1B

2005 Tommy Boss, P  
 Jeff Corzaletti, OF  
 Adam Davis, 2B  
 Brian Jeroloman, C  
 Matt LaPorta, 1B  
 Brian Leclerc, OF

2008 Matt den Dekker, OF

2009 Josh Adams, 2B  
 Matt den Dekker, OF  
 Stephen Locke, LHP  
 Brandon McArthur, 3B  
 Mike Mooney, SS  
 Jonathan Pigott, OF  
 Preston Tucker, 1B

2010 Matt den Dekker, OF  
 Nolan Fontana, SS  
 Brian Johnson, LHP/DH  
 Hudson Randall, RHP  
 Tyler Thompson, OF  
 Preston Tucker, 1B  
 Mike Zunino, C  
 2011 Nolan Fontana, SS  
 Alex Panteliodis, LHP  
 Daniel Pigott, DH  
 Tyler Thompson, OF  
 Preston Tucker, OF  
 Mike Zunino, C

2012 Jonathon Crawford, RHP  
 Nolan Fontana, SS  
 Preston Tucker, OF  
 Casey Turgeon, 2B  
 Mike Zunino, C

2013 Jonathon Crawford, RHP  
 Justin Shafer, OF

2014 Harrison Bader, OF  
 Casey Turgeon, 2B

2015 Harrison Bader, OF  
 A.J. Puk, LHP  
 Buddy Reed, OF  
 JJ Schwarz, C  
 Jeremy Vasquez, DH

## SEC COACH OF THE YEAR

1952 Dave Fuller  
 1956 Dave Fuller  
 1962 Dave Fuller  
 1982 Jack Rhine  
 1983 Jack Rhine  
 1984 Joe Arnold  
 1988 Joe Arnold  
 1996 Andy Lopez  
 2005 Pat McMahon  
 2010 Kevin O'Sullivan  
 2014 Kevin O'Sullivan

## SEC PLAYER OF THE YEAR

2005 Matt LaPorta  
 2007 Matt LaPorta  
 2011 Mike Zunino

## SEC PITCHER OF THE YEAR

2004 Justin Hoyman

# FLORIDA BASEBALL HONORS & AWARDS

## SEC FRESHMAN OF THE YEAR

|      |  |
|------|--|
| 2009 | Preston Tucker (shared with LSU's Matty Ott) |
| 2010 | Austin Maddox                                |
| 2014 | Logan Shore                                  |

## SEC TOURNAMENT MOST VALUABLE PLAYER

|      |                                      |
|------|--------------------------------------|
| 1982 | Rich Bombard, P                      |
| 1988 | Brian Reimsnyder, OF                 |
| 1991 | Herbert Perry, DH & Brian Purvis, OF |
| 2011 | Daniel Pigott, OF                    |
| 2015 | JJ Schwarz, C/DH                     |

## SEC ALL-TOURNAMENT TEAM

|      |   |
|------|---|
| 1978 | Jim Watkins, OF   |
| 1979 | Larry Hall, SS<br>Kerry Kellogg, P<br>Chuck Long, 2B<br>Tony Stevens, DH<br>Jim Watkins, OF   |
| 1981 | Glen Carpenter, OF<br>Dave Falcone, 1B<br>Mike Henley, UTL<br>Steve Lombardozi, SS<br>Randy O'Neal, P                                     |
| 1982 | Rich Bombard, P<br>Steve Floyd, OF<br>Javier Ortiz, 1B<br>Mike Stanley, C   |
| 1984 | Bruce Crabbe, 2B<br>Clay Daniel, P<br>Jeff Fischer, P<br>Scott Ruskin, OF<br>Mike Stanley, 3B   |
| 1985 | Mike Stanley, 1B<br>Tim Touma, UTL  |
| 1988 | Jeff Gidcumb, P<br>Mario Linares, C<br>Brian Reimsnyder, OF   |
| 1991 | Brian Duva, OF<br>Brent Killen, 1B<br>Mario Linares, C<br>Herbert Perry, 3B<br>Kevin Polcovich, SS<br>John Pricher, P<br>Brian Purvis, OF |
| 1992 | Brent Killen, 1B<br>Dave Majeski, OF  |
| 1996 | Eric Castaldo, C<br>Chuck Hazzard, DH   |
| 1997 | Brad Wilkerson, DH  |
| 2000 | Kurt Keene, DH<br>Tim Olson, OF<br>Mike Smalley, P  |
| 2002 | Ben Harrison, OF<br>Pat Osborn, 3B<br>Ryan Shealy, DH   |
| 2004 | Connor Falkenbach, P<br>C.J. Smith, 1B<br>Jonathan Tucker, 3B   |
| 2005 | Jeff Corsaletti, OF<br>Matt LaPorta, 1B   |
| 2009 | Jonathan Pigott, OF<br>Preston Tucker, 1B   |
| 2010 | Matt den Dekker, OF   |
| 2011 | Nolan Fontana, SS<br>Daniel Pigott, OF<br>Hudson Randall, RHP<br>Bryson Smith, OF   |

|      |  |
|------|--|
| 2012 | Brian Johnson, LHP & DH<br>Justin Shafer, OF<br>Casey Turgeon, 2B                            |
| 2014 | Harrison Bader, OF<br>Josh Tobias, 3B<br>Karsten Whitson, RHP                                |
| 2015 | Peter Alonso, 1B<br>Taylor Lewis, RHP<br>A.J. Puk, LHP<br>Buddy Reed, OF<br>JJ Schwarz, C/DH |




## USA BASEBALL HONORS UNITED STATES OLYMPIC TEAM

|      |  |
|------|--|
| 2000 | Brad Wilkerson, OF (Gold Medal in Sydney)  |
| 2008 | Matt LaPorta, OF (Bronze Medal in Beijing) |

## NATIONAL TEAM MEMBERS

|      |   |
|------|---|
| 1994 | John Kaufman<br>John Tamargo                        |
| 2005 | Adam Davis<br>Brian Jeroloman<br>Matt LaPorta       |
| 2006 | Bryan Augenstein                                    |
| 2008 | Matt den Dekker                                     |
| 2010 | Nolan Fontana<br>Brian Johnson                      |
| 2011 | Nolan Fontana<br>Brian Johnson                      |
| 2012 | Jonathon Crawford                                   |
| 2015 | A.J. Puk<br>Buddy Reed<br>JJ Schwarz<br>Logan Shore |



A three-time All-SEC selection between 1991-93, Marc Valdes still occupies the top spot in six of the Gators' career pitching categories: innings pitched (394.2), walks issued (67), hit batters (65), games started (55), wild pitches (36) and wins (31).

## USA BASEBALL INVITEES

|      |   |
|------|---|
| 1991 | John Burke<br>Brent Killen<br>Marc Valdes           |
| 1992 | Marc Valdes   |
| 1994 | John Kaufman<br>John Tamargo                        |
| 1995 | John Kaufman<br>John Tamargo                        |
| 1996 | Matt McClendon                                      |
| 1997 | Matt McClendon<br>Brad Wilkerson                    |
| 2000 | Brad Wilkerson                                      |
| 2005 | Adam Davis<br>Brian Jeroloman<br>Matt LaPorta       |
| 2006 | Bryan Augenstein                                    |
| 2008 | Matt den Dekker                                     |
| 2009 | Preston Tucker                                      |
| 2010 | Nolan Fontana<br>Brian Johnson<br>Mike Zunino       |
| 2011 | Nolan Fontana<br>Brian Johnson<br>Mike Zunino       |
| 2012 | Jonathon Crawford                                   |
| 2015 | A.J. Puk<br>Buddy Reed<br>JJ Schwarz<br>Logan Shore |

## USA BASEBALL COACH OF THE YEAR

|      |             |
|------|-------------|
| 2001 | Pat McMahon |
|------|-------------|

## USA BASEBALL INTERNATIONAL PERFORMANCE OF THE YEAR

|      |   |
|------|---|
| 2012 | Jonathon Crawford   |
| 2015 | A.J. Puk (shared with Ryan Hendrix, Tanner Houck, Chris Okey) |

## ABCA ALL-SOUTH REGION

|      |  |
|------|--|
| 1976 | Nick Belmonte  |
| 1977 | John Cortese<br>Roger Holt   |
| 1978 | Ron Crum<br>Jim Watkins<br>Dave Adelmy (3rd)<br>Pete Teixeira (3rd)                      |
| 1979 | Chuck Sandberg<br>Tony Stevens<br>Jim Watkins<br>Larry Hall (3rd)                        |
| 1980 | David Falcone (3rd)  |
| 1981 | Glenn Carpenter<br>Steve Lombardozi<br>Larry Mikesell (3rd)                              |
| 1984 | Russ Kibler<br>Scott Ruskin  |
| 1985 | Scott Ruskin (1st - OF, 2nd - P)   |
| 1988 | Jeff Gidcumb (2nd)   |
| 1991 | John Burke<br>Mario Linares<br>Kevin Polcovich<br>Herbert Perry                          |
| 1992 | Marc Valdes (2nd)  |
| 1993 | Marc Valdes (2nd)  |
| 1994 | James Eidam<br>Danny Wheeler<br>Rob Bonanno (2nd)  |
| 1995 | Chris Wiggs<br>David Eckstein (2nd)  |
| 1996 | David Eckstein (2nd)<br>Chuck Hazzard (2nd)<br>Paul Rigdon (2nd)<br>Brad Wilkerson (2nd) |
| 1997 | Brad Wilkerson   |
| 1998 | Josh Fogg<br>Brad Wilkerson (2nd)  |
| 2000 | Jason Dill<br>Tim Olson  |
| 2001 | Matt Goss (2nd)  |
| 2002 | Alex Hart<br>Pat Osborn (2nd)<br>Mark Kiger (2nd)  |
| 2003 | Brian Rose   |
| 2004 | Ben Harrison<br>Justin Hoyman<br>C.J. Smith  |
| 2005 | Matt LaPorta<br>Jeff Corsaletti (2nd)<br>Adam Davis (2nd)<br>Justin Tordi (2nd)          |
| 2007 | Matt LaPorta   |
| 2008 | Patrick Keating<br>Josh Adams (2nd)  |
| 2010 | Kevin Chapman (2nd)<br>Matt den Dekker (2nd)   |
| 2011 | Preston Tucker<br>Mike Zunino<br>Josh Adams (2nd)<br>Hudson Randall (2nd)                |
| 2012 | Preston Tucker<br>Mike Zunino<br>Austin Maddox (2nd)<br>Hudson Randall (2nd)             |
| 2015 | JJ Schwarz<br>Josh Tobias  |


## ALL-SEC

|      |  |
|------|--|
| 1951 | Dud Rushing, OF                                      |
| 1952 | Jim Hirsch, 2B<br>Haywood Sullivan, C                |
| 1953 | Bobby Barnes, C<br>Harry Coe, P                      |
| 1954 | Wayne Clark, UTL<br>Lou Pesce, 1B<br>Rudy Simpson, P |
| 1955 | Jerry Bilyk, C                                       |



During Dave Fuller's 26-year tenure from 1948-75, he directed Florida to three NCAA Regional appearances, three SEC Championships and four Eastern Division crowns. Honored as the SEC Coach of the Year in 1952, 1956 and 1962, he is the program's winningest coach with a record of 557-354-6 (.611).

|      |  |
|------|--|
| 1956 | Jerry Bilyk, C<br>Dale Willis, P   |
| 1957 | Burt Touchberry, P   |
| 1958 | Bobby Barnes, C<br>Ray Oestricher, P<br>Bernie Parrish, OF   |
| 1959 | Bob Geissinger, OF<br>Perry McGriff, OF  |
| 1960 | Perry McGriff, OF<br>Ron Overcash, 1B  |
| 1961 | Dennis Aust, P<br>Paul Booher, C<br>C.W. Price, OF   |
| 1962 | Tom Moore, 3B<br>Jerry Nicholson, P<br>Lee Scheinholt, C   |
| 1963 | Dan Eggart, P<br>Carol Lenoux, 2B<br>Wayne Meadows, UTL<br>Tom Moore, 3B   |
| 1964 | Bill Blomgren, OF  |
| 1965 | Allen Trammell, OF   |
| 1967 | Kelly Prior, P<br>Richard Trapp, SS  |
| 1968 | Nick Nicosia, OF<br>Mike Ovca, C<br>Glen Pickren, P<br>Richard Trapp, SS   |
| 1969 | Jim Courier, P<br>Mike Ovca, C   |
| 1970 | Tony Dobies, OF  |
| 1973 | David Bowden, 2B<br>John Fuller, C<br>Mike Newman, P   |
| 1974 | Doug Corbett, P<br>John Fuller, C<br>Sammy Rick, OF  |
| 1975 | David Bowden, UTL  |
| 1977 | Roger Holt, SS   |
| 1978 | Ron Crum, P<br>Pete Teixeira, P<br>Jim Watkins, OF   |
| 1979 | Chuck Sandberg, 1B<br>Tony Stevens, DH<br>Jim Watkins, OF  |
| 1980 | David Banes, OF<br>Larry Mikesell, P   |
| 1981 | Glenn Carpenter, OF<br>Steve Lombardozi, UTL<br>Craig McGraw, OF<br>Jim Yonker, 2B                               |
| 1982 | Rich Bombard, P<br>Mike Stanley, C   |
| 1983 | Shawn Fawbush, P<br>Richard Rice, P  |
| 1984 | Russ Kibler, P<br>Scott Ruskin, OF<br>Mike Stanley, UTL  |
| 1985 | Scott Lusader, OF<br>Scott Ruskin, P<br>Mike Stanley, UTL  |
| 1986 | Rodney Brewer, DH  |
| 1987 | Joey Fernandez, OF<br>Julio Mendez, SS<br>Rodney Brewer, DH (2nd)  |
| 1988 | Jeff Gidcumb, P<br>Mario Linares, DH<br>Julio Mendez, SS (2nd)<br>Mike Moberg, OF (2nd)<br>Johnny Wiggs, P (2nd) |



# FLORIDA BASEBALL HONORS & AWARDS

|      |   |
|------|---|
| 1989 | Herbert Perry, 3B<br>Jeff Gidcumb, P (2nd)<br>Jamie McAndrew, P (2nd)<br>Brian Reimsnyder, OF (2nd)                                     |
| 1990 | Eric Martinez, OF (2nd)   |
| 1991 | John Burke, P<br>Mario Linares, C<br>Kevin Polcovich, SS<br>Marc Valdes, P<br>Herbert Perry, 3B (2nd)                                   |
| 1992 | Brent Killen, 1B (2nd)<br>Dave Majeski, OF (2nd)<br>John Pricher, P (2nd)   |
| 1993 | Marc Valdes, P (2nd)  |
| 1994 | Rob Bonanno, RHP<br>James Eidam, DH   |
| 1995 | David Eckstein, 2B<br>Chris Wiggs, 3B<br>Brandon Marsters, C (2nd)<br>John Tarmago, SS (2nd)  |
| 1996 | Chuck Hazzard, DH<br>David Eckstein, 2B (2nd)<br>Brad Wilkerson, OF (2nd)   |
| 1997 | Brad Wilkerson, 1B<br>Derek Nicholson, OF (2nd)   |
| 1998 | Josh Fogg, P<br>Brad Wilkerson, OF  |
| 1999 | Ben Grezlovski, P   |
| 2000 | Jason Dill, DH<br>Tim Olson, OF<br>Kurt Keene, 1B (2nd)   |
| 2002 | Alex Hart, P<br>Pat Osborn, 3B<br>Aaron Davidson, 2B (2nd)<br>Mark Kiger, SS (2nd)<br>Ryan Shealy, 1B (2nd)<br>Aaron Sobieraj, OF (2nd) |
| 2003 | Ben Harrison, OF (2nd)<br>Brian Rose, C (2nd)   |
| 2004 | Justin Hoyman, P<br>C.J. Smith, 1B<br>Ben Harrison, OF (2nd)  |



Brandon McArthur made four-straight appearances on the SEC Academic Honor Roll between 2005-08.

|      |   |
|------|---|
| 2005 | Adam Davis, 2B<br>Matt LaPorta, 1B<br>Jeff Corzaletti, OF (2nd)<br>Connor Falkenbach, RHP (2nd)<br>Brian Jeroloman, C (2nd)<br>Justin Tordi, SS (2nd) |
| 2006 | Bryan Augenstein, RHP (2nd)   |
| 2007 | Matt LaPorta, 1B<br>Brian Leclerc, OF   |
| 2008 | Josh Adams, 2B<br>Matt den Dekker, OF<br>Patrick Keating, RHP<br>Avery Barnes, OF (2nd)   |
| 2009 | Josh Adams, 2B<br>Avery Barnes, OF<br>Billy Bullock, RHP (2nd)  |
| 2010 | Kevin Chapman, LHP<br>Matt den Dekker, OF (2nd)<br>Nolan Fontana, SS (2nd)<br>Austin Maddox, 3B (2nd)<br>Preston Tucker, 1B (2nd)                     |
| 2011 | Brian Johnson, DH<br>Preston Tucker, OF<br>Mike Zunino, C<br>Josh Adams, 2B (2nd)<br>Nolan Fontana, SS (2nd)<br>Hudson Randall, RHP (2nd)             |

|      |   |
|------|---|
| 2012 | Brian Johnson, DH<br>Steven Rodriguez, LHP<br>Preston Tucker, OF<br>Mike Zunino, C<br>Nolan Fontana, SS (2nd) |
| 2014 | Taylor Gushue, C<br>Logan Shore, RHP<br>Harrison Bader, OF (2nd)  |
| 2015 | Mike Rivera, C (2nd)<br>JJ Schwarz, DH (2nd)<br>Josh Tobias, 3B (2nd)   |

## SEC ALL-DEFENSIVE TEAM

|      |  |
|------|--|
| 2008 | Matt den Dekker, OF  |
| 2009 | Matt den Dekker, OF  |
| 2010 | Matt den Dekker, OF<br>Nolan Fontana, SS<br>Preston Tucker, 1B |
| 2011 | Nolan Fontana, SS<br>Mike Zunino, C                            |
| 2012 | Nolan Fontana, SS<br>Mike Zunino, C                            |
| 2015 | Buddy Reed, OF   |

## SEC ALL-FRESHMAN TEAM

|      |  |
|------|--|
| 2004 | Adam Davis, 2B<br>Brian Jeroloman, C   |
| 2005 | Brandon McArthur, 3B   |
| 2007 | Matt den Dekker, OF<br>Cole Figueroa, SS<br>Jonathan Pigott, OF  |
| 2008 | Josh Adams, 2B   |
| 2009 | Preston Tucker, 1B   |
| 2010 | Nolan Fontana, SS<br>Brian Johnson, LHP & DH<br>Austin Maddox, 3B<br>Hudson Randall, RHP<br>Mike Zunino, C |
| 2011 | Zack Powers, 3B<br>Karsten Whitson, RHP  |
| 2012 | Josh Tobias, 3B  |
| 2013 | Harrison Bader, OF   |
| 2014 | Peter Alonso, 1B<br>Logan Shore, RHP<br>John Sternagel, 3B   |
| 2015 | Dalton Guthrie, 2B<br>Mike Rivera, C<br>JJ Schwarz, DH   |

## ALL-SEC EASTERN DIVISION (1961-85)

|      |  |
|------|--|
| 1961 | Dennis Aust, P<br>Paul Booher, C<br>C.W. Price, OF                                     |
| 1962 | Al Lopez, OF<br>Tom Moore, 3B<br>Jerry Nicholson, P<br>Lee Scheinholt, C               |
| 1963 | Danny Eggart, P<br>Carol Lenoux, 2B<br>Tom Moore, 3B                                   |
| 1964 | Bill Blomgren, OF<br>Dave Porter, C<br>Tom Shannon, 1B                                 |
| 1965 | Tom Shannon, 1B<br>Allen Trammell, OF  |
| 1966 | Jim Frazier, OF<br>Jack Kentworthy, C<br>Bruce Moore, 2B<br>Kelly Prior, P             |
| 1967 | Ed Gross, C<br>Kelly Prior, P<br>Terry Stroemer, 1B<br>Richard Trapp, SS               |
| 1968 | Nick Nicosia, OF<br>Mike Ovca, C<br>Glen Pickren, P<br>Richard Trapp, SS               |
| 1969 | Jim Courier, P<br>Skip Lujack, 1B<br>Guy McTheny, OF<br>Mike Ovca, C<br>Rod Wright, 3B |
| 1970 | Stephen Barton (Week of Feb. 10)<br>C.J. Smith (Week of Feb. 24)                       |
| 1971 | Will Harman, C   |
| 1972 | Ray Hull, SS   |

|      |  |
|------|--|
| 1973 | David Bowden, 2B<br>John Fuller, C<br>Mike Newman, P   |
| 1974 | Doug Corbett, P<br>John Fuller, C<br>Sammy Rick, OF  |
| 1975 | David Bowden, 3B<br>Roger Holt, UTL  |
| 1976 | Roger Holt, SS   |
| 1977 | John Cortese, 1B<br>Dean Empie, 1B<br>Roger Holt, SS<br>Jim Shulock, C<br>Joe Ward, OF   |
| 1978 | Ron Crum, P<br>Marc Sullivan, C<br>Pete Teixeira, P<br>Jim Watkins, OF   |
| 1979 | David Banes, OF<br>Chuck Dale, P<br>Chuck Sandberg, 1B<br>Tony Stevens, DH<br>Marc Sullivan, C<br>Rob Teegarden, OF<br>Jim Watkins, OF |
| 1980 | David Banes, OF<br>David Falcone, DH<br>Larry Mikesell, P<br>Tony Stevens, UTL   |
| 1981 | Ron Cardier, C<br>Glenn Carpenter, OF<br>Steve Lombardo, UTL<br>Craig McGraw, OF<br>Larry Mikesell, P<br>Jim Yonker, 2B                |
| 1982 | Rich Bombard, P<br>Bruce Crabbe, SS<br>Mike Stanley, C   |
| 1983 | Brad Dantzier, 1B<br>Shawn Fawbush, P<br>Richard Rice, P<br>Albie Scoggins, OF<br>Mike Stanley, DH                                     |
| 1984 | Bruce Crabbe, 2B<br>Russ Kibler, P<br>Tim Owen, C<br>Scott Ruskin, OF<br>Mike Stanley, UTL   |
| 1985 | Jeff Fischer, P<br>Scott Lusader, OF<br>Scott Ruskin, P<br>Mike Stanley, C   |

## SEC PLAYER OF THE WEEK

|                          |   |
|--------------------------|---|
| (44 times by 33 players) |   |
| 1985                     | Scott Ruskin (Week of April 16)   |
| 1986                     | Joey Fernandez (Week of March 23)   |
| 1987                     | Rodney Brewer (Week of April 7)   |
| 1990                     | Bo Camposano (Week of May 1)  |
| 1993                     | Bo Camposano (Week of April 5)  |
| 1994                     | Chan Perry (Week of May 2)  |
| 1996                     | David Eckstein (Week of March 25)<br>Brad Wilkerson (Week of May 6)   |
| 1997                     | Brad Wilkerson (Week of April 21)   |
| 1998                     | David Ross (Week of March 16)<br>Derek Nicholson (Week of April 6)<br>Brad Wilkerson (Week of May 11)                           |
| 1999                     | Greg Catalanotte (Week of March 22)<br>Kurt Keene (Week of April 26)  |
| 2001                     | Peter Nystrom (Week of March 26)  |
| 2002                     | Pat Osborn (Week of Feb. 11)<br>Ryan Shealy (Week of March 11)<br>Mark Kiger (Week of April 15)<br>Ryan Shealy (Week of May 13) |
| 2003                     | Stephen Barton (Week of Feb. 10)<br>C.J. Smith (Week of Feb. 24)  |
| 2004                     | C.J. Smith (Week of Feb. 23)<br>Ben Harrison (Week of April 26)<br>Jeff Corzaletti (Week of May 3)                              |
| 2005                     | Matt LaPorta (Week of Feb. 21)<br>Matt LaPorta (Week of April 25)<br>Matt LaPorta (Week of May 23)                              |
| 2006                     | Adam Davis (Week of Feb. 13)  |
| 2007                     | Matt LaPorta (Week of March 26)<br>Matt LaPorta (Week of April 2)<br>Brian Leclerc (Week of April 23)                           |
| 2008                     | Cole Figueroa (Week of May 19)  |



David Eckstein is the only Florida baseball player to attain All-America status both on the diamond and in the classroom, as he pulled the double in 1996 and 1997.

|      |  |
|------|--|
| 2011 | Nolan Fontana (Week of Feb. 21)<br>Mike Zunino (Week of May 2)<br>Nolan Fontana (Week of May 16)<br>Mike Zunino (Week of May 23) |
| 2012 | Preston Tucker (Week of March 19)<br>Brian Johnson (Week of April 16)  |
| 2013 | Zack Powers (Week of Feb. 19)  |
| 2014 | Casey Turgeon (Week of May 5)<br>Taylor Gushue (Week of May 19)  |
| 2015 | Harrison Bader (Week of Feb. 16)<br>Buddy Reed (Week of Feb. 23)<br>JJ Schwarz (Week of April 13)                                |

## SEC PITCHER OF THE WEEK

|                          |  |
|--------------------------|--|
| (26 times by 20 players) |  |
| 1988                     | Johnny Wiggs (Week of March 22)<br>Johnny Wiggs (Week of April 25)<br>Johnny Wiggs (Week of May 9) |
| 1989                     | Jeff Gidcumb (Week of April 3)   |
| 1990                     | Doug Brennan (Week of April 24)  |
| 1991                     | John Burke (Week of March 18)<br>Marc Valdes (Week of May 3)                                       |
| 1992                     | John Pricher (Week of April 20)  |
| 1993                     | Marc Valdes (Week of May 3)  |
| 1994                     | Rob Bonanno (Week of April 11)   |
| 1997                     | Josh Fogg (Week of May 12)   |
| 2000                     | Eddie Rojas (Week of April 24)<br>Mike Smalley (Week of May 1)                                     |
| 2002                     | Keith Ramsey (Week of March 25)<br>Alex Hart (Week of May 6)                                       |
| 2003                     | Adam Sanabria (Week of March 10)<br>Justin Hoyman (Week of March 24)                               |
| 2004                     | Justin Hoyman (Week of Feb. 16)  |
| 2006                     | Darren O'Day (Week of Feb. 20)   |
| 2008                     | Patrick Keating (Week of March 31)   |
| 2009                     | Patrick Keating (Week of Feb. 23)  |
| 2010                     | Kevin Chapman (Week of May 24)   |
| 2011                     | Hudson Randall (Week of March 21)<br>Hudson Randall (Week of April 4)                              |
| 2013                     | Jonathon Crawford (Week of April 1)  |
| 2014                     | Aaron Rhodes (Week of April 28)  |

## SEC FRESHMAN OF THE WEEK

|                          |  |
|--------------------------|--|
| (24 times by 18 players) |  |
| 2007                     | Kyle Mullaney (Week of May 14)   |
| 2008                     | Josh Adams (Week of March 17)<br>Tommy Toledo (Week of March 24)   |
| 2009                     | Alex Panteliodis (Week of March 23)<br>Preston Tucker (Week of March 30)<br>Preston Tucker (Week of April 13)<br>Preston Tucker (Week of April 27)   |
| 2010                     | Hudson Randall (Week of March 1)<br>Nolan Fontana (Week of March 8)<br>Brian Johnson (Week of April 5)<br>Hudson Randall (Week of April 12)<br>Austin Maddox (Week of April 19)<br>Brian Johnson (Week of May 3)<br>Nolan Fontana (Week of May 17) |
| 2011                     | Zack Powers (Week of March 7)<br>Karsten Whitson (Week of April 25)  |
| 2012                     | Taylor Gushue (Week of February 20)<br>Taylor Gushue (Week of March 5)<br>Casey Turgeon (Week of May 7)  |
| 2013                     | Harrison Bader (Week of April 15)  |
| 2014                     | A.J. Puk (Week of April 14)<br>Logan Shore (Week of May 12)  |
| 2015                     | JJ Schwarz (Week of March 2)<br>Mike Rivera (Week of March 30)   |

## SEC ACADEMIC HONOR ROLL

|          |                                       |
|----------|---------------------------------------|
| 1971 (3) | John Flad<br>Ray Hull<br>David Thomas |
|----------|---------------------------------------|

# FLORIDA BASEBALL HONORS & AWARDS



Sluggger Matt LaPorta was the first player from Florida to earn the SEC's Community Service/Good Works' recognition twice in his career.

|          |   |
|----------|---|
| 1972 (1) | Ray Hull  |
| 1973 (3) | Nick DeVirgillis<br>Bill Finney<br>Xavier Prida   |
| 1974 (4) | Bill Bolander<br>Doug Corbett<br>Bill Finney<br>John Fuller                                   |
| 1975 (2) | David Bowden<br>Bill Finney   |
| 1976 (6) | Bruce Baker<br>J.B. Caldwell<br>John Cortese<br>Terry Fitzgerald<br>Eric Hiller<br>Roger Holt |
| 1977 (4) | John Brantley<br>J.B. Caldwell<br>John Cortese<br>Roger Holt                                  |
| 1978     | No Team   |
| 1979 (2) | David Livingston<br>Pete Teixeira   |
| 1980     | None  |
| 1981 (1) | Glenn Carpenter   |
| 1982 (2) | Mario Alos<br>Nick Krsnich  |
| 1983 (3) | George Reyes<br>Scott Ruskin<br>Mike Stanley  |
| 1984 (4) | Donald Carr<br>Russ Kibler<br>Scott Lusader<br>Mike Stanley                                   |
| 1985 (4) | Stan Fascher<br>Lance Hodges<br>Scott Lusader<br>Tim Touma                                    |
| 1986 (1) | John Floyd  |
| 1987     | None  |
| 1988 (1) | Tyson Johnson   |
| 1989 (2) | Todd Douma<br>Mike Moberg   |
| 1990 (4) | Jason Beaird<br>Todd McCray<br>Mike Moberg<br>Tony Sharkins                                   |
| 1991 (1) | Jason Beaird  |
| 1992 (4) | Brian Duva<br>Ken Mercer<br>Brian Purvis<br>David Valdes                                      |
| 1993 (4) | Brian Duva<br>Brandt Mathers<br>Shane McGinnis<br>David Valdes                                |
| 1994 (6) | Eric Castaldo<br>Brian Duva<br>Dean Kent<br>Sean McClellan<br>Matt Parker<br>Chris Simpkins   |
| 1995 (4) | Eric Castaldo<br>Jesse Curtis<br>David Eckstein<br>Dean Kent                                  |
| 1996 (4) | Eric Castaldo<br>David Eckstein<br>Matt Parker<br>Shane Seroyer                               |
| 1997 (6) | Charles Aulet<br>Tommy Bond<br>David Eckstein<br>Mike Floyd<br>Sergio Rodriguez               |

|           |   |
|-----------|---|
| 1998 (9)  | Shane Seroyer<br>Jeff Cardozo<br>Michael Gray<br>Tim Johnson<br>Ty Martin<br>Matt McClendon<br>Stuart McFarland<br>Sergio Rodriguez<br>Shane Seroyer<br>Matt Siegel   |
| 1999 (10) | Jeff Cardozo<br>Kevin Coleman<br>Ryan Gleichowski<br>Ben Grezlovski<br>Tim Johnson<br>Matt McClendon<br>Stuart McFarland<br>Sergio Rodriguez<br>Shane Seroyer<br>Matt Siegel  |
| 2000 (10) | Jay Belflower<br>Jeff Cardozo<br>Kevin Coleman<br>Brian Haught<br>Tim Johnson<br>David Klebonis<br>Stuart McFarland<br>Ryan Shealy<br>Matt Siegel<br>Spencer Williams   |
| 2001 (6)  | Jeff Cardozo<br>Kevin Coleman<br>Kevin Estrada<br>Alex Hart<br>David Klebonis<br>Matt Siegel  |
| 2002 (9)  | Jay Belflower<br>Jeff Cardozo<br>Kevin Coleman<br>Alex Hart<br>David Klebonis<br>Tom Potter<br>Ryan Shealy<br>Matt Siegel<br>K.O. Wiegandt  |
| 2003 (17) | David Bartelt<br>Stephen Barton<br>Tommy Boss<br>Daniel Brooks<br>Kevin Coleman<br>Mario Garza<br>Ben Harrison<br>Alex Hart<br>Ryan Kennedy<br>David Klebonis<br>Joe Mercandante<br>Mike Pete<br>Tom Potter<br>Ryan Sadowski<br>C.J. Smith<br>Wes Swackhamer<br>Ben Zeskind |
| 2004 (11) | David Bartelt<br>Tommy Boss<br>Matt Cresap<br>Bo Dring<br>Ben Harrison<br>Jimmy Kubek<br>Darren O'Day<br>Mike Pete<br>Patrick Rumble<br>C.J. Smith<br>Seth Steinhauer   |
| 2005 (14) | Carson Bassett<br>Tommy Boss<br>Daniel Brooks<br>Adam Davis<br>Connor Falkenbach<br>Matt Fuchs<br>Matt Hightower<br>Jared Kubin<br>Stephen Locke<br>Brandon McArthur<br>Darren O'Day<br>Mike Pete<br>Greg Quatrino<br>Seth Steinhauer                                       |

|           |  |
|-----------|--|
| 2006 (12) | Stephen Barton<br>Carson Bassett<br>Brett Bentley<br>Daniel Brooks<br>Matt Gaski<br>Nate Helms<br>Jared Kubin<br>Brandon McArthur<br>Darren O'Day<br>Greg Quatrino<br>Chris Woods<br>Tommy Wynn  |
| 2007 (15) | Avery Barnes<br>Brett Bentley<br>Michael Branham<br>Teddy Foster<br>Kris Gawruk<br>Jared Kubin<br>Matt LaPorta<br>Brandon McArthur<br>Chris Petrie<br>Clayton Pisani<br>Austin Pride<br>Bo Smith<br>Patrick Thompson<br>Cody Wheeler<br>Tommy Wynn   |
| 2008 (17) | Bryson Barber<br>Avery Barnes<br>Brett Bentley<br>Billy Bullock<br>Kevin Chapman<br>Tony Davis<br>Matt den Dekker<br>Josh Edmondson<br>Cole Figueroa<br>Teddy Foster<br>Jake Hicks<br>Patrick Keating<br>Brandon McArthur<br>Jonathan Pigott<br>Clayton Pisani<br>Hampton Tignor<br>Jon Townsend |
| 2009 (7)  | Avery Barnes<br>Kevin Chapman<br>Tony Davis<br>Teddy Foster<br>Clayton Pisani<br>Justin Poovey<br>Hampton Tignor   |
| 2010 (8)  | Matt Campbell<br>Greg Larson<br>Alex Panteliodis<br>Daniel Pigott<br>Justin Poovey<br>Jandy Rosabal<br>Hampton Tignor<br>Jerico Weitzel  |
| 2011 (8)  | Matt Campbell<br>Cody Dent<br>Brian Johnson<br>Greg Larson<br>Austin Maddox<br>Ben McMahan<br>Justin Poovey<br>Paul Wilson   |
| 2012 (10) | Jonathon Crawford<br>Cody Dent<br>Nolan Fontana<br>Brian Johnson<br>Keenan Kish<br>Greg Larson<br>Austin Maddox<br>Jeff Moyer<br>Daniel Pigott<br>Preston Tucker   |
| 2013 (12) | Cody Dent<br>Mike Fahrman<br>Taylor Gushue<br>Todd Haskel<br>Keenan Kish<br>Johnny Magliozzi<br>Zack Powers<br>Bobby Poyner<br>Cory Reid<br>Justin Shafer  |

|          |   |
|----------|---|
| 2014 (9) | Corey Stump<br>Josh Tobias<br>Mike Fahrman<br>Ryan Harris<br>Richie Martin<br>Zack Powers<br>Bobby Poyner<br>Justin Shafer<br>Corey Stump<br>Josh Tobias<br>Danny Young |
| 2015 (9) | Shaun Anderson<br>Tyler Deel<br>Mike Fahrman<br>Jason Lombardozi<br>Richie Martin<br>Scott Moss<br>Bobby Poyner<br>A.J. Puk<br>Frank Rubio                              |

## FIRST-YEAR SEC ACADEMIC HONOR ROLL

|          |   |
|----------|---|
| 2004     | None  |
| 2005 (3) | Matt Hightower<br>Jared Kubin<br>Stephen Locke  |
| 2006 (1) | Chas Spottswood   |
| 2007 (6) | Tony Davis<br>Matt den Dekker<br>Cole Figueroa<br>Jake Hicks<br>Ryan Lockwood<br>Hampton Tignor                   |
| 2008 (6) | Adam Allen<br>Cody Barnes<br>Chris Freshcorn<br>Travis Lawler<br>Justin Poovey<br>Tommy Toledo                    |
| 2009 (7) | Will Jolin<br>Greg Larson<br>Ben McMahan<br>Alex Panteliodis<br>Daniel Pigott<br>Tyler Thompson<br>Jerico Weitzel |
| 2010 (5) | Cody Dent<br>Michael Heller<br>Brian Johnson<br>Austin Maddox<br>Hudson Randall                                   |
| 2011 (1) | Keenan Kish   |
| 2012 (5) | Bobby Poyner<br>Cory Reid<br>Justin Shafer<br>Corey Stump<br>Josh Tobias  |
| 2013 (5) | Raph Andrades<br>Richie Martin<br>Kevin Stypulkowski<br>Mike Vinson<br>Danny Young                                |
| 2014 (6) | Shaun Anderson<br>Tyler Deel<br>Jason Lombardozi<br>Scott Moss<br>A.J. Puk<br>Frank Rubio                         |
| 2015 (1) | Dalton Guthrie  |

## SEC COMMUNITY SERVICE/GOOD WORKS TEAM

|      |                  |
|------|------------------|
| 2002 | Ryan Shealy      |
| 2003 | Mario Garza      |
| 2004 | Ben Hedgecock    |
| 2005 | Matt LaPorta     |
| 2006 | Darren O'Day     |
| 2007 | Matt LaPorta     |
| 2008 | Brandon McArthur |
| 2009 | Brandon McArthur |
| 2010 | Hampton Tignor   |
| 2011 | Greg Larson      |
| 2012 | Greg Larson      |
| 2013 | Cody Dent        |
| 2014 | Josh Tobias      |
| 2015 | Josh Tobias      |

# GATORS IN THE SEC TOURNAMENT

## 1977 - OXFORD, MISS. (2-2)

|                   |   |     |
|-------------------|---|-----|
| Mississippi State | W | 3-1 |
| Ole Miss          | W | 5-4 |
| Ole Miss          | L | 6-7 |
| Ole Miss          | L | 4-7 |

## 1978 - GAINESVILLE, FLA. (0-2)

|                   |   |     |
|-------------------|---|-----|
| Mississippi State | L | 3-8 |
| Georgia           | L | 2-7 |

## 1979 - STARKVILLE, MISS. (2-2)

|                   |   |       |
|-------------------|---|-------|
| LSU               | L | 2-5   |
| Kentucky          | W | 7-1   |
| LSU               | W | 5-1   |
| Mississippi State | L | 11-12 |

## 1980 - GAINESVILLE, FLA. (0-2)

|            |   |      |
|------------|---|------|
| Ole Miss   | L | 2-3  |
| Vanderbilt | L | 7-11 |

## 1981 - STARKVILLE, MISS. (3-0)

|                   |   |      |
|-------------------|---|------|
| Alabama           | W | 3-2  |
| Mississippi State | W | 8-3  |
| Kentucky          | W | 11-5 |

## 1982 - GAINESVILLE, FLA. (3-1)

|           |   |      |
|-----------|---|------|
| Alabama   | W | 7-3  |
| Ole Miss  | W | 8-7  |
| Tennessee | L | 7-10 |
| Tennessee | W | 9-3  |

## 1983 - STARKVILLE, MISS. (0-2)

|                   |   |      |
|-------------------|---|------|
| Alabama           | L | 2-15 |
| Mississippi State | L | 3-5  |

## 1984 - GAINESVILLE, FLA. (3-1)

|           |   |      |
|-----------|---|------|
| Alabama   | W | 5-3  |
| Tennessee | W | 10-2 |
| Tennessee | L | 2-3  |
| Tennessee | W | 3-1  |

## 1985 - BATON ROUGE, LA. (1-2)

|                   |   |     |
|-------------------|---|-----|
| Mississippi State | L | 3-8 |
| LSU               | W | 5-2 |
| Georgia           | L | 8-9 |

## 1987 - ATHENS, GA. (0-2)

|                   |   |     |
|-------------------|---|-----|
| Kentucky          | L | 4-5 |
| Mississippi State | L | 4-5 |

## 1988 - STARKVILLE, MISS. (4-1)

|                   |   |     |
|-------------------|---|-----|
| Georgia           | L | 3-8 |
| Auburn            | W | 4-3 |
| LSU               | W | 7-2 |
| Mississippi State | W | 3-1 |
| Mississippi State | W | 5-3 |

## 1989 - GAINESVILLE, FLA. (2-2)

|         |   |          |
|---------|---|----------|
| Alabama | W | 7-6      |
| LSU     | W | 8-6      |
| Auburn  | L | 2-4 (10) |
| Georgia | L | 1-16     |

## 1990 - HOOVER, ALA. (1-2)

|                   |   |     |
|-------------------|---|-----|
| LSU               | L | 4-6 |
| Georgia           | W | 6-5 |
| Mississippi State | L | 2-8 |

## 1991 - BATON ROUGE, LA. (4-0)

|         |   |     |
|---------|---|-----|
| Auburn  | W | 8-7 |
| Alabama | W | 4-3 |
| LSU     | W | 7-1 |
| LSU     | W | 8-4 |

## 1992 - NEW ORLEANS, LA. (3-2)

|                |   |          |
|----------------|---|----------|
| Auburn         | W | 2-0      |
| Georgia        | W | 12-5     |
| LSU            | W | 3-1 (12) |
| South Carolina | L | 4-11     |
| LSU            | L | 1-12     |

## 1993 - COLUMBIA, S.C. (0-2)

|          |   |     |
|----------|---|-----|
| Kentucky | L | 1-7 |
| Georgia  | L | 0-5 |

## 1994 - LEXINGTON, KY. (0-2)

|            |   |          |
|------------|---|----------|
| Georgia    | L | 3-4 (10) |
| Vanderbilt | L | 7-15     |

## 1995 - KNOXVILLE, TENN. (0-2)

|            |   |     |
|------------|---|-----|
| Georgia    | L | 4-6 |
| Vanderbilt | L | 2-4 |

## 1996 - HOOVER, ALA. (3-2)

|                   |   |      |
|-------------------|---|------|
| Mississippi State | W | 6-5  |
| LSU               | W | 6-2  |
| Alabama           | W | 7-3  |
| Alabama           | L | 5-10 |
| Alabama           | L | 5-15 |

## 1997 - COLUMBUS, GA. (2-2)

|           |   |          |
|-----------|---|----------|
| Tennessee | W | 7-6 (10) |
| Alabama   | L | 6-13     |
| Auburn    | W | 17-5     |
| Alabama   | L | 3-6      |

## 1998 - HOOVER, ALA. (1-2)

|          |   |     |
|----------|---|-----|
| Kentucky | W | 6-4 |
| Auburn   | L | 4-6 |
| Alabama  | L | 2-3 |

## 2000 - HOOVER, ALA. (3-1)

|                |   |      |
|----------------|---|------|
| Auburn         | W | 7-2  |
| Kentucky       | W | 8-7  |
| South Carolina | W | 12-4 |
| LSU            | L | 6-9  |

## 2001 - HOOVER, ALA. (1-2)

|           |   |      |
|-----------|---|------|
| LSU       | L | 0-10 |
| Tennessee | W | 9-3  |
| Ole Miss  | L | 6-7  |

## 2002 - HOOVER, ALA. (3-2)

|                   |   |      |
|-------------------|---|------|
| Georgia           | W | 7-2  |
| Alabama           | L | 4-7  |
| Mississippi State | W | 5-0  |
| Alabama           | W | 7-4  |
| Alabama           | L | 9-11 |

## 2004 - HOOVER, ALA. (2-2)

|            |   |          |
|------------|---|----------|
| LSU        | W | 5-4 (10) |
| Vanderbilt | L | 0-3      |
| Georgia    | W | 7-0      |
| Vanderbilt | L | 5-6 (12) |

## 2005 - HOOVER, ALA. (2-2)


|          |   |          |
|----------|---|----------|
| Arkansas | W | 9-8      |
| Ole Miss | W | 10-7     |
| Ole Miss | L | 1-14 (7) |
| Ole Miss | L | 2-4      |

## 2007 - HOOVER, ALA. (1-2)

|                |   |          |
|----------------|---|----------|
| South Carolina | L | 3-4 (12) |
| Alabama        | W | 3-2      |
| South Carolina | L | 3-5      |

## 2008 - HOOVER, ALA. (0-2)

|                |   |      |
|----------------|---|------|
| Vanderbilt     | L | 3-7  |
| South Carolina | L | 3-11 |



Mike Stanley was a member of SEC All-Tournament squads in 1982, 1984 and 1985 and helped the Gators take home the top prize in both 1982 and 1984.

## 2009 - HOOVER, ALA. (1-2)

|          |   |          |
|----------|---|----------|
| Arkansas | L | 5-8      |
| Ole Miss | W | 12-2 (8) |
| Arkansas | L | 7-10     |

## 2010 - HOOVER, ALA. (2-2)

|            |   |         |
|------------|---|---------|
| LSU        | L | 6-10    |
| Arkansas   | W | 5-4     |
| Vanderbilt | W | 5-2     |
| Alabama    | L | 2-5 (7) |

## 2011 - HOOVER, ALA. (4-1)

|                   |   |     |
|-------------------|---|-----|
| Mississippi State | W | 7-5 |
| Alabama           | W | 6-0 |
| Georgia           | L | 3-4 |
| Georgia           | W | 3-2 |
| Vanderbilt        | W | 5-0 |

## 2012 - HOOVER, ALA. (2-2)

|                |   |     |
|----------------|---|-----|
| Auburn         | W | 6-1 |
| Vanderbilt     | L | 1-2 |
| South Carolina | W | 7-2 |
| Vanderbilt     | L | 6-8 |

## 2013 - HOOVER, ALA. (0-1)

|           |   |     |
|-----------|---|-----|
| Texas A&M | L | 3-6 |
|-----------|---|-----|

## 2014 - HOOVER ALA. (3-2)

|                   |   |     |
|-------------------|---|-----|
| Kentucky          | L | 2-4 |
| South Carolina    | W | 7-2 |
| Mississippi State | W | 5-1 |
| Kentucky          | W | 6-5 |
| LSU               | L | 0-2 |

## 2015 - HOOVER ALA. (4-1)

|            |   |          |
|------------|---|----------|
| Arkansas   | L | 6-7      |
| Auburn     | W | 11-2     |
| Arkansas   | W | 10-0 (7) |
| LSU        | W | 2-1      |
| Vanderbilt | W | 7-3      |



## FLORIDA SEC TOURNAMENT HISTORY

**Appearances:** 35  
**Titles:** 7 (1981, 1982, 1984, 1988, 1991, 2011, 2015)  
**Runner-up Finishes:** 6 (1977, 1979, 1992, 1996, 2000, 2014)

## FLORIDA VERSUS SEC TOURNAMENT OPPONENTS

| Opponent (Last Meeting)        | W-L                 |
|--------------------------------|---------------------|
| Alabama (2011)                 | 9-9                 |
| Arkansas (2015)                | 3-3                 |
| Auburn (2015)                  | 7-2                 |
| Georgia (2011)                 | 5-8                 |
| Kentucky (2014)                | 5-3                 |
| LSU (2015)                     | 10-7                |
| Ole Miss (2009)                | 4-6                 |
| Mississippi State (2014)       | 8-6                 |
| South Carolina (2014)          | 3-4                 |
| Tennessee (2001)               | 5-2                 |
| Texas A&M (2013)               | 0-1                 |
| Vanderbilt (2015)              | 3-8                 |
| <b>Total (35 appearances):</b> | <b>62-59 (.512)</b> |

## SEC TOURNAMENT STANDINGS

| Team              | App.      | Games      | W         | L         | Pct.        |
|-------------------|-----------|------------|-----------|-----------|-------------|
| LSU               | 30        | 113        | 74        | 39        | .655        |
| Vanderbilt        | 20        | 86         | 49        | 37        | .570        |
| Mississippi State | 30        | 110        | 62        | 48        | .564        |
| Alabama           | 27        | 88         | 47        | 41        | .534        |
| Tennessee         | 14        | 48         | 25        | 23        | .521        |
| <b>FLORIDA</b>    | <b>35</b> | <b>121</b> | <b>62</b> | <b>59</b> | <b>.512</b> |
| Ole Miss          | 20        | 66         | 30        | 36        | .455        |
| Arkansas          | 21        | 65         | 28        | 37        | .431        |
| Auburn            | 24        | 75         | 31        | 44        | .413        |
| Georgia           | 21        | 69         | 28        | 41        | .406        |
| Kentucky          | 18        | 53         | 21        | 32        | .396        |
| South Carolina    | 23        | 67         | 25        | 42        | .373        |
| Texas A&M         | 3         | 8          | 4         | 4         | .500        |
| Missouri          | 2         | 4          | 1         | 3         | .250        |

## SEC REGULAR-SEASON CHAMPIONS

| Year        | Team              | W-L          |
|-------------|-------------------|--------------|
| 1933        | Georgia           | 8-1          |
| 1934        | Alabama           | 14-2         |
| 1935        | Alabama           | 19-2         |
| 1936        | Alabama           | 7-3          |
| 1937        | Auburn            | 8-1          |
| 1938        | Alabama           | 10-1         |
| 1939        | LSU               | 10-2         |
| 1940        | Alabama           | 12-1         |
| 1941        | Alabama           | 13-2         |
| 1942        | Alabama           | 9-1          |
| 1943        | LSU               | 11-3         |
| 1944        | No season         |              |
| 1945        | No season         |              |
| 1946        | LSU               | 11-3         |
| 1947        | Alabama           | 11-3         |
| 1948        | Mississippi State | 12-5         |
| 1949        | Mississippi State | 13-3         |
| 1950        | Alabama           | 13-4         |
| 1951        | Tennessee         | 16-1         |
| <b>1952</b> | <b>FLORIDA</b>    | <b>12-2</b>  |
| 1953        | Georgia           | 12-3         |
| 1954        | Georgia           | 11-4         |
| 1955        | Alabama           | 12-2         |
| <b>1956</b> | <b>FLORIDA</b>    | <b>13-3</b>  |
| 1957        | Georgia Tech      | 13-3         |
| 1958        | Auburn            | 12-3         |
| 1959        | Ole Miss          | 10-3         |
| 1960        | Ole Miss          | 12-2         |
| 1961        | LSU               | 11-4         |
| <b>1962</b> | <b>FLORIDA</b>    | <b>14-3</b>  |
| 1963        | Auburn            | 15-3         |
| 1964        | Ole Miss          | 11-1         |
| 1965        | Mississippi State | 11-4         |
| 1966        | Mississippi State | 11-4         |
| 1967        | Auburn            | 15-2         |
| 1968        | Alabama           | 10-8         |
| 1969        | Ole Miss          | 11-5         |
| 1970        | Mississippi State | 11-4         |
| 1971        | Mississippi State | 13-5         |
| 1972        | Ole Miss          | 15-3         |
| 1973        | Vanderbilt        | 11-5         |
| 1974        | Vanderbilt        | 11-4         |
| 1975        | LSU               | 19-3         |
| 1976        | Auburn            | 12-7         |
| 1977        | Ole Miss          | 15-9         |
| 1978        | Auburn            | 15-8         |
| 1979        | Mississippi State | 17-2         |
| 1980        | Vanderbilt        | 13-9         |
| <b>1981</b> | <b>FLORIDA</b>    | <b>16-7</b>  |
| <b>1982</b> | <b>FLORIDA</b>    | <b>14-8</b>  |
| 1983        | Alabama           | 14-7         |
| <b>1984</b> | <b>FLORIDA</b>    | <b>18-4</b>  |
| 1985        | Mississippi State | 16-8         |
| 1986        | LSU               | 22-5         |
| 1987        | Mississippi State | 13-13        |
| <b>1988</b> | <b>FLORIDA</b>    | <b>21-6</b>  |
| 1989        | Mississippi State | 20-5         |
| 1990        | LSU               | 20-7         |
| 1991        | LSU               | 19-7         |
| 1992        | LSU               | 18-6         |
| 1993        | LSU               | 18-8-1       |
| 1994        | Tennessee         | 24-5         |
| 1995        | Tennessee         | 22-8         |
| <b>1996</b> | <b>FLORIDA</b>    | <b>20-10</b> |
|             | LSU               | 20-10        |
|             | Alabama           | 20-10        |
| 1997        | LSU               | 22-7         |
| <b>1998</b> | <b>FLORIDA</b>    | <b>21-8</b>  |
| 1999        | Arkansas          | 22-8         |
| 2000        | South Carolina    | 25-5         |
| 2001        | Georgia           | 20-10        |
| 2002        | South Carolina    | 21-8         |
| 2003        | LSU               | 20-9-1       |
| 2004        | Georgia           | 19-11        |
|             | Arkansas          | 19-11        |
| <b>2005</b> | <b>FLORIDA</b>    | <b>20-10</b> |
| 2006        | Alabama           | 20-10        |
|             | Kentucky          | 20-10        |
| 2007        | Vanderbilt        | 22-8         |
| 2008        | Georgia           | 20-9-1       |
| 2009        | LSU               | 20-10        |
|             | Ole Miss          | 20-10        |
| <b>2010</b> | <b>FLORIDA</b>    | <b>22-8</b>  |
| <b>2011</b> | <b>FLORIDA</b>    | <b>22-8</b>  |
|             | South Carolina    | 22-8         |
|             | Vanderbilt        | 22-8         |
| 2012        | LSU               | 19-11        |
| 2013        | Vanderbilt        | 26-3         |
| <b>2014</b> | <b>FLORIDA</b>    | <b>21-9</b>  |
| 2015        | LSU               | 21-8         |

# FLORIDA'S SEC TOURNAMENT RECORDS

## BATTING

### INDIVIDUAL

**Most At-Bats, Game:** 6, 7x, last by Jonathan Tucker vs. Vanderbilt (5/29/04)  
**Most At Bats, Series:** 25, David Eckstein, 1996  
**Most At Bats, Career:** 61, Preston Tucker, 2009-12  
**Most Runs, Game:** 4, Brad Wilkerson vs. Auburn (5/17/97)  
**Most Runs, Series:** 7, Josh Tobias (2015), Brad Wilkerson (1997), John Tamargo (1996), Dave Majeski (1991) & Javier Ortiz (1982)  
**Most Runs, Career:** 13, Nolan Fontana (2010-12), Dave Majeski (1989-92) & Mike Stanley (1982-85)  
**Most Hits, Game:** 5, Derek Nicholson vs. Alabama (5/17/97)  
**Most Hits, Series:** 11, Ryan Shealy (23 at bats), 2002  
**Most Hits, Career:** 21, Dave Majeski, 1989-92  
**Most Walks, Game:** 4, Mike Stanley vs. Alabama (5/14/82)  
**Most Walks, Series:** 9, Albie Scoggins, 1982  
**Most Walks, Career:** 13, Brad Wilkerson, 1996-98  
**Most Doubles, Game:** 2, JJ Schwarz vs. Arkansas (5/20/15); Brian Johnson & Mike Zunino vs. Vanderbilt (5/26/12); Bryson Smith vs. Alabama (5/26/11); Brian Johnson vs. LSU (5/26/10); Matt LaPorta vs. Ole Miss (5/26/05); Brian Reimsnyder vs. Mississippi State (5/15/88); Mark Ellis vs. Auburn (5/14/98); Herbert Perry vs. LSU (5/17/91); Chris Lombardo vs. Georgia (5/12/85) & Dave Adeimy vs. Mississippi State (5/12/78)  
**Most Doubles, Series:** 4, Brian Reimsnyder, 1988  
**Most Doubles, Career:** 6, Mark Ellis, 1996-98  
**Most Triples, Game:** 1, 12x, last by Peter Alonso vs. Arkansas (5/22/15)  
**Most Triples, Series:** 2, Rob Teegarden, 1979  
**Most Triples, Career:** 2, Matt Siegel (1998-2001) & Rob Teegarden (1978-79)  
**Most Home Runs, Game:** 2, Jonathan Pigott vs. Ole Miss (5/21/09) & Brent Killen vs. Georgia (5/14/92)  
**Most Home Runs, Series:** 3, Jonathan Pigott, 2009 & Chuck Hazzard, 1996  
**Most Home Runs, Career:** 3, Jonathan Pigott, 2007-10, Chuck Hazzard, 1995-98, Mike Stanley, 1982-85  
**Most RBI, Game:** 6, Derek Nicholson vs. Auburn (5/17/97) & Brent Killen vs. Georgia (5/14/92)  
**Most RBI, Series:** 9, Ben Harrison, 2002  
**Most RBI, Career:** 13, Preston Tucker, 2009-12 & Mike Stanley, 1982-85  
**Most Stolen Bases, Game:** 3, Jonathan Tucker vs. Vanderbilt (5/27/04); David Eckstein vs. Vanderbilt (5/19/95); Jim Watkins vs. Georgia (5/13/78) & Roger Holt vs. Ole Miss (5/14/77)  
**Most Stolen Bases, Series:** 6, Daniel Pigott, 2011  
**Most Stolen Bases, Career:** 9, Daniel Pigott, 2009-12  
**Most Total Bases, Game:** 13, Brent Killen (2 HR, 1 3B, 1 2B) vs. Georgia (5/14/92)

### TEAM

**Most At Bats, Game:** 42, vs. Vanderbilt (5/29/04), LSU (5/15/92) & Tennessee (5/12/84)  
**Most At Bats, Series:** 184, 1996  
**Most Runs, Game:** 17 vs. Auburn (5/17/97)  
**Most Runs, Series:** 36, 2015  
**Most Hits, Game:** 19, vs. Alabama (5/25/02) & Auburn (5/17/97)  
**Most Hits, Series:** 57, 2015 (5 games, 169 at bats)  
**Most Walks, Game:** 11 vs. Auburn (5/17/97)  
**Most Walks, Series:** 41, 1982  
**Most Doubles, Game:** 6 vs. Auburn, 5/17/97  
**Most Doubles, Series:** 11, 1997  
**Most Triples, Game:** 2, 4x, last vs. LSU (5/21/00)  
**Most Triples, Series:** 8, 1979  
**Most Home Runs, Game:** 3 vs. Ole Miss (5/21/09) & Mississippi State (5/15/87)  
**Most Home Runs, Series:** 6, 1996  
**Most RBI, Game:** 15 vs. Auburn (5/17/97)  
**Most RBI, Series:** 32, 2015  
**Most Total Bases, Game:** 33 vs. Auburn (5/17/97)  
**Most Stolen Bases, Game:** 6 vs. Ole Miss (5/14/77)  
**Most Stolen Bases, Series:** 11, 2001 & 2011



Daniel Pigott was tabbed the Most Valuable Player of the 2011 SEC Tourney after going 7-for-12 (.583) in four games with six runs and six stolen bases in six attempts.

## PITCHING

### INDIVIDUAL

**Most Appearances, Series:** 4, John Pricher, 1991  
**Most Appearances, Career:** 9, Greg Larson, 2009-12  
**Most Games Started, Series:** 2, Marc Valdes (1991), Rich Bombard (1982), Chuck Dale (1979), Ross Baumgarten (1977)  
**Most Games Started, Career:** 4, Marc Valdes, 1991-93  
**Most Innings Pitched, Game:** 9.1, Rob Bonanno vs. Georgia (5/19/94) & Jeff Gidcumb vs. Auburn (5/13/89)  
**Most Innings Pitched, Series:** 18.0, Rich Bombard, 1982  
**Most Innings Pitched, Career:** 27.0, Rich Bombard, 1981-82  
**Most Strikeouts, Game:** 15, Rob Bonanno vs. Georgia (5/19/94)  
**Most Strikeouts, Series:** 15, Rob Bonanno, 1994  
**Most Strikeouts, Career:** 34, Rich Bombard, 1981-82  
**Most Wins, Series:** 2, Rich Bombard, 1982  
**Most Wins, Career:** 3, Rich Bombard, 1981-82  
**Most Saves, Series:** 2, Austin Maddox, 2011 & John Pricher, 1991  
**Most Saves, Career:** 2, Austin Maddox, 2010-12 & John Pricher, 1989-92  
**Fewest Hits Allowed Game (9.0 IP):** 3, Connor Falkenbach vs. Georgia (5/28/04)  
**Most Hits Allowed, Game:** 13, Josh Fogg vs. Alabama (5/18/96), Marc Valdes vs. Kentucky (5/20/93) & Rich Bombard vs. Kentucky (5/18/91)  
**Most Hits Allowed, Series:** 19, Rich Bombard, 1982  
**Most Hits Allowed, Career:** 32, Marc Valdes (1991-93) & Rich Bombard (1981-82)  
**Most Earned Runs Allowed, Game:** 10, Michael Gray vs. Alabama (5/16/97)  
**Most Earned Runs Allowed, Series:** 10, Michael Gray, 1997  
**Most Earned Runs Allowed, Career:** 16, Darren McClellan, 1993-95  
**Lowest ERA, Series (at least 6 IP):** 0.00, Taylor Lewis (6.0 IP, 2015); A.J. Puk (7.0 IP, 2015); Kirby Sneed (6.1 IP, 2014); Karsten Whitson (6.0 IP, 2014); Hudson Randall (8.0 IP, 2011); Kyle Mullaney (6.0 IP, 2007); Connor Falkenbach (9.0 IP, 2004); Keith Ramsey (9.0 IP, 2002); Rob Bonanno (7.0 IP, 1992); Eugene Fischer (9.0 IP, 1984); John Stamper (6.2 IP, 1977)  
**Highest ERA, Series (at least 6 IP):** 12.16, Jacob Roll, 1996  
**Least Walks Allowed, Series (at least 6 IP):** 0, Logan Shore (7.2 IP, 2015); Brian Johnson (9.0 IP, 2012); Bryan Augenstein (9.0 IP, 2007); Connor Falkenbach (9.0 IP, 2004); Nick Krsnich (9.0 IP, 1982) & Ross Baumgarten (17.1 IP, 1977)  
**Complete Games (25):** A.J. Puk vs. Arkansas (5/22/15); Brian Johnson vs. South Carolina (5/25/12); Bryan Augenstein vs. Alabama (5/24/07); Connor Falkenbach vs. Georgia (5/28/04); Tommy Boss vs. Vanderbilt (5/27/04); Keith Ramsey vs. Mississippi State (5/24/02); Jimmy Ramshaw vs. Georgia (5/22/02); Matt McClendon vs. Auburn (5/17/97); Sergio Rodriguez vs. LSU (5/17/96); Rob Bonanno vs. Georgia (5/21/93); Jeff Gidcumb vs. Mississippi State (5/15/88); Ken Sebrer vs. Kentucky (5/14/87); Jeff Fischer vs. LSU (5/11/85); Jeff Fischer vs. Tennessee (5/14/84); Russ Kibler vs. Alabama (5/11/84); Rich Bombard vs. Tennessee (5/17/82); Rich Bombard vs. Alabama (5/14/82); Nick Krsnich vs. Ole Miss (5/15/82); Rich Bombard vs. Kentucky, (5/18/81); Randy O'Neal vs. Mississippi State (5/16/81); Larry Mikesell vs. Alabama (5/15/81); Larry Mikesell vs. Ole Miss (5/10/80); Kerry Kellogg vs. LSU (5/14/79); Pete Teixeira vs. Kentucky (5/13/79); Ross Baumgarten vs. Ole Miss (5/13/77)

### TEAM

**Most Innings Pitched, Game:** 12.0 vs. LSU (5/15/92)  
**Most Innings Pitched, Series:** 45.0, 1988, 1996, 2002 & 2011  
**Most Hits Allowed, Game:** 20 vs. Georgia (5/14/89)  
**Least Hits Allowed, Game:** 3, vs. Arkansas (5/22/15), Georgia (5/28/04) & LSU (5/15/92, 5/14/79)  
**Most Hits Allowed, Series:** 53, 1996  
**Least Hits Allowed, Series:** 18, 1987  
**Most Runs Allowed, Game:** 16 vs. Georgia (5/14/89)  
**Least Runs Allowed, Game:** 0 vs. Arkansas (5/22/15), Vanderbilt (5/29/11), Alabama (5/26/11), Georgia (5/28/04), Mississippi State (5/24/02) & Auburn (5/13/92)  
**Most Strikeouts, Game:** 15 vs. Georgia (5/19/94)  
**Least Strikeouts, Game:** 0 vs. Alabama (5/15/82)  
**Most Strikeouts, Series:** 46, 2015  
**Least Strikeouts, Series:** 4, 1978  
**Most Walks Allowed, Game:** 12, vs. LSU (5/17/92) & South Carolina (5/16/92)  
**Least Walks Allowed, Game:** 0, vs. Mississippi State (5/23/14), South Carolina (5/12/12), Alabama (5/24/07 & 5/25/02), Ole Miss (5/15/92 & 5/13/77), Auburn (5/13/92)  
**Most Walks Allowed, Series:** 35, 1992  
**Most Wins, Series:** 4, 1988, 1991, 2011, 2015  
**Most Saves, Series:** 3, 1991



Left-hander Brian Johnson tossed the only complete game of his career to oust South Carolina from the 2012 SEC Tournament.

# GATORS IN THE NCAA TOURNAMENT



Reliever Connor Falkenbach let out a victory yell after Matt LaPorta recorded the final out of the 2005 NCAA Super Regional, sending the Gators to the College World Series for the first time in seven years.

## FLORIDA NCAA TOURNAMENT HISTORY

**NCAA Tournament Record:** 93-66 (.585)  
**College World Series Appearances:** 9  
**Best College World Series Finish:** 2nd, 2005 & 2011  
**College World Series Record:** 14-19 (.424)  
**NCAA Super Regional Appearances:** 7  
**NCAA Super Regional Titles:** 5  
**NCAA Super Regional Record:** 10-5 (.667)  
**NCAA Regional Appearances:** 31  
**NCAA Regional Titles:** 11  
**NCAA Regional Record:** 69-42 (.622)

## COLLEGE WORLD SERIES

(Johnny Rosenblatt Stadium, Omaha, Neb.)

### 1988 (1-2, TIED FOR 5TH)


|               |   |      |
|---------------|---|------|
| Wichita State | L | 4-5  |
| California    | W | 6-5  |
| Arizona State | L | 1-10 |

### 1991 (2-2, TIED FOR 3RD)

|               |   |      |
|---------------|---|------|
| LSU           | L | 1-8  |
| Florida State | W | 5-0  |
| Fresno State  | W | 2-1  |
| LSU           | L | 8-19 |

### 1996 (2-2, TIED FOR 3RD)

|               |   |     |
|---------------|---|-----|
| Florida State | W | 5-2 |
| LSU           | L | 4-9 |
| Florida State | W | 6-3 |
| LSU           | L | 1-2 |



Josh Fogg, who led the nation in ERA for most of the season, tied the Gators' single-season mark with his 13th save in the NCAA East Regional triumph over Monmouth on May 21, 1998.

### 1998 (0-2, TIED FOR 7TH)

|                     |   |            |
|---------------------|---|------------|
| Mississippi State   | L | 13-14      |
| Southern California | L | 10-12 (11) |

### 2005 (3-3, SECOND)

|               |   |     |
|---------------|---|-----|
| Tennessee     | W | 6-4 |
| Nebraska      | W | 7-4 |
| Arizona State | L | 1-6 |
| Arizona State | W | 6-3 |

### CWS CHAMPIONSHIP FINALS

|       |   |     |
|-------|---|-----|
| Texas | L | 2-4 |
| Texas | L | 2-6 |

### 2010 (0-2, TIED FOR 7TH)

|               |   |      |
|---------------|---|------|
| UCLA          | L | 3-11 |
| Florida State | L | 5-8  |

(TD Ameritrade Park Omaha, Omaha, Neb.)

### 2011 (3-2, SECOND)

|            |   |     |
|------------|---|-----|
| Texas      | W | 8-4 |
| Vanderbilt | W | 3-1 |
| Vanderbilt | W | 6-4 |

### CWS CHAMPIONSHIP FINALS

|                |   |          |
|----------------|---|----------|
| South Carolina | L | 1-2 (11) |
| South Carolina | L | 2-5      |

### 2012 (0-2, TIED FOR 7TH)

|                |   |     |
|----------------|---|-----|
| South Carolina | L | 3-7 |
| Kent State     | L | 4-5 |

### 2015 (3-2, TIED FOR 3RD)

|            |   |      |
|------------|---|------|
| Miami (FL) | W | 15-3 |
| Virginia   | L | 0-1  |
| Miami (FL) | W | 10-2 |
| Virginia   | W | 10-5 |
| Virginia   | L | 4-5  |

### 1958 - NCAA DISTRICT III TOURNAMENT (GASTONIA, N.C.)

|               |   |       |
|---------------|---|-------|
| Clemson       | W | 8-6   |
| Florida State | W | 2-1   |
| Clemson       | L | 14-15 |
| Clemson       | L | 1-3   |

### 1960 - NCAA DISTRICT III TOURNAMENT (GASTONIA, N.C.)

|                  |   |         |
|------------------|---|---------|
| The Citadel      | L | 2-4 (6) |
| Florida Southern | W | 5-0 (6) |
| The Citadel      | W | 4-1     |
| North Carolina   | L | 5-7     |

### 1962 - NCAA DISTRICT III TOURNAMENT (GASTONIA, N.C.)

|               |   |         |
|---------------|---|---------|
| Florida State | W | 1-0     |
| Wake Forest   | L | 1-7     |
| Florida State | L | 1-3 (5) |

### 1977 - NCAA MIDEAST REGIONAL (4TH SEED, MINNEAPOLIS, MINN.)

|                  |   |       |
|------------------|---|-------|
| Minnesota        | L | 0-7   |
| Virginia Tech    | W | 9-4   |
| Central Michigan | W | 13-11 |
| Minnesota        | L | 1-5   |

### 1979 - NCAA EAST REGIONAL (4TH SEED, TALLAHASSEE, FLA.)

|                   |   |      |
|-------------------|---|------|
| Florida State     | W | 9-5  |
| Arkansas          | L | 1-9  |
| George Washington | W | 12-7 |
| Delaware          | L | 5-7  |

### 1981 - NCAA SOUTH REGIONAL (CORAL GABLES, FLA.)

|                        |   |          |
|------------------------|---|----------|
| Florida State          | L | 1-5      |
| Missouri               | W | 7-3      |
| Middle Tennessee State | W | 7-4 (10) |
| Florida State          | W | 5-4      |
| Miami (Fla.)           | L | 6-8      |

### 1982 - NCAA ATLANTIC REGIONAL (CORAL GABLES, FLA.)

|         |   |     |
|---------|---|-----|
| USF     | L | 0-8 |
| Stetson | L | 4-5 |

### 1984 - NCAA SOUTH I REGIONAL (2ND SEED, TALLAHASSEE, FLA.)

|               |   |     |
|---------------|---|-----|
| Miami (Fla.)  | L | 5-6 |
| South Alabama | L | 4-7 |

### 1985 - NCAA ATLANTIC REGIONAL (2ND SEED, CORAL GABLES, FLA.)

|              |   |      |
|--------------|---|------|
| Virginia     | L | 1-14 |
| Princeton    | W | 14-4 |
| Virginia     | W | 15-2 |
| Miami (Fla.) | W | 8-1  |
| Miami (Fla.) | L | 9-12 |

### 1988 - NCAA EAST REGIONAL (1ST SEED, TALLAHASSEE, FLA.)

|               |   |      |
|---------------|---|------|
| George Mason  | W | 7-0  |
| N.C. State    | L | 3-13 |
| Tulane        | W | 9-5  |
| Florida State | W | 9-3  |
| Stetson       | W | 8-0  |

### 1989 - NCAA EAST REGIONAL (2ND SEED, GAINESVILLE, FLA.)

|               |   |      |
|---------------|---|------|
| East Carolina | W | 11-6 |
| UCF           | L | 7-10 |
| Miami (Fla.)  | L | 1-9  |

### 1991 - NCAA EAST REGIONAL (1ST SEED, GAINESVILLE, FLA.)

|              |   |          |
|--------------|---|----------|
| Furman       | W | 2-0      |
| Jacksonville | W | 3-0      |
| N.C. State   | W | 9-4      |
| N.C. State   | W | 3-2 (10) |

### 1992 - NCAA EAST REGIONAL (1ST SEED, GAINESVILLE, FLA.)

|            |   |          |
|------------|---|----------|
| Rider      | W | 6-1      |
| California | L | 3-4 (10) |
| Texas A&M  | L | 5-6      |

### 1994 - NCAA ATLANTIC I REGIONAL (2ND SEED, CORAL GABLES, FLA.)

|               |   |      |
|---------------|---|------|
| West Virginia | W | 8-7  |
| Minnesota     | L | 2-12 |
| West Virginia | W | 12-8 |
| Minnesota     | W | 4-1  |
| Miami (Fla.)  | L | 6-10 |

### 1996 - NCAA EAST REGIONAL (1ST SEED, GAINESVILLE, FLA.)

|               |   |          |
|---------------|---|----------|
| Bucknell      | W | 7-0      |
| N.C. State    | W | 12-9     |
| USF           | W | 6-4 (13) |
| Massachusetts | W | 12-2     |

### 1997 - NCAA ATLANTIC REGIONAL (2ND SEED, CORAL GABLES, FLA.)

|               |   |          |
|---------------|---|----------|
| St. John's    | W | 4-3      |
| Arizona State | L | 2-3      |
| Richmond      | W | 16-2     |
| Miami (Fla.)  | L | 5-6 (11) |

### 1998 - NCAA SOUTH I REGIONAL (1ST SEED, GAINESVILLE, FLA.)

|             |   |          |
|-------------|---|----------|
| Monmouth    | W | 12-8     |
| Baylor      | L | 5-10     |
| Richmond    | W | 15-3     |
| Wake Forest | W | 12-9     |
| Illinois    | W | 7-6 (11) |

### 2000 - NCAA WACO REGIONAL (2ND SEED, WACO, TEXAS)

|                |   |      |
|----------------|---|------|
| San Jose State | L | 1-4  |
| Baylor         | W | 10-1 |
| Texas State    | W | 14-0 |
| San Jose State | W | 8-7  |
| San Jose State | L | 1-3  |

### 2001 - NCAA CORAL GABLES REGIONAL (2ND SEED, CORAL GABLES, FLA.)

|              |   |     |
|--------------|---|-----|
| Stetson      | W | 9-8 |
| Miami (Fla.) | L | 2-6 |
| Stetson      | L | 3-6 |



Mario Garza batted a scorching .737 (14-of-19) with 12 RBI and scored 12 runs in leading the Gators to the championship game of the 2003 NCAA Coral Gables Regional.

# GATORS IN THE NCAA TOURNAMENT



On his way to All-SEC, All-South Region and All-SEC Toumey honors, third baseman Pat Osborn led the league with a .414 batting average and helped the Gators reach the 2002 NCAA Gainesville Regional championship game.

## 2002 – NCAA GAINESVILLE REGIONAL (1ST SEED, GAINESVILLE, FLA.)

|                 |   |            |
|-----------------|---|------------|
| Bethune-Cookman | W | 13-1       |
| Miami (Fla.)    | L | 2-7        |
| Bethune-Cookman | W | 21-10      |
| Miami (Fla.)    | W | 11-10 (10) |
| Miami (Fla.)    | L | 7-8        |

## 2003 – NCAA CORAL GABLES REGIONAL (3RD SEED, CORAL GABLES, FLA.)

|                  |   |       |
|------------------|---|-------|
| Florida Atlantic | L | 3-4   |
| Bethune-Cookman  | W | 8-6   |
| Florida Atlantic | W | 22-14 |
| Miami (Fla.)     | W | 15-5  |
| Miami (Fla.)     | L | 10-13 |

## 2004 – NCAA OKLAHOMA CITY REGIONAL (1ST SEED, OKLAHOMA CITY, OKLA.)

|                     |   |      |
|---------------------|---|------|
| Central Connecticut | W | 12-1 |
| UCLA                | W | 4-3  |
| UCLA                | W | 11-0 |

## 2004 – NCAA SUPER REGIONAL (CORAL GABLES, FLA.)

|              |   |     |
|--------------|---|-----|
| Miami (Fla.) | L | 7-8 |
| Miami (Fla.) | L | 1-3 |

## 2005 – NCAA GAINESVILLE REGIONAL (1ST SEED, GAINESVILLE, FLA.)

|                |   |      |
|----------------|---|------|
| Stetson        | W | 8-3  |
| North Carolina | W | 5-2  |
| Notre Dame     | W | 23-3 |

## 2005 – NCAA SUPER REGIONAL (GAINESVILLE, FLA.)

|               |   |     |
|---------------|---|-----|
| Florida State | W | 8-1 |
| Florida State | W | 8-5 |

## 2008 – NCAA TALLAHASSEE REGIONAL (2ND SEED, TALLAHASSEE, FLA.)

|               |   |       |
|---------------|---|-------|
| Tulane        | L | 4-7   |
| Florida State | L | 11-17 |

## 2009 – NCAA GAINESVILLE REGIONAL (1ST SEED, GAINESVILLE, FLA.)

|                 |   |      |
|-----------------|---|------|
| Bethune-Cookman | W | 8-7  |
| Miami (Fla.)    | W | 8-2  |
| Miami (Fla.)    | W | 16-5 |

## 2009 – NCAA SUPER REGIONAL (GAINESVILLE, FLA.)

|               |   |     |
|---------------|---|-----|
| Southern Miss | L | 7-9 |
| Southern Miss | L | 6-7 |



Southpaw John Kaufman notched a couple of wins at the 1996 NCAA East Regional captured by the Gators and later defeated Florida State in UF's opening contest at Rosenblatt Stadium.

## 2010 – NCAA GAINESVILLE REGIONAL (1ST SEED, GAINESVILLE, FLA.)

|                  |   |      |
|------------------|---|------|
| Bethune-Cookman  | W | 7-3  |
| Miami (Fla.)     | W | 10-2 |
| Florida Atlantic | W | 15-0 |

## 2010 – NCAA SUPER REGIONAL (GAINESVILLE, FLA.)

|              |   |          |
|--------------|---|----------|
| Miami (Fla.) | W | 7-2      |
| Miami (Fla.) | W | 4-3 (10) |

## 2011 – NCAA GAINESVILLE REGIONAL (1ST SEED, GAINESVILLE, FLA.)

|              |   |      |
|--------------|---|------|
| Manhattan    | W | 17-3 |
| Miami (Fla.) | W | 5-4  |
| Miami (Fla.) | W | 11-4 |

## 2011 – NCAA SUPER REGIONAL (GAINESVILLE, FLA.)

|                   |   |      |
|-------------------|---|------|
| Mississippi State | W | 11-1 |
| Mississippi State | L | 3-4  |
| Mississippi State | W | 8-6  |

## 2012 – NCAA GAINESVILLE REGIONAL (1ST SEED, GAINESVILLE, FLA.)

|                 |   |      |
|-----------------|---|------|
| Bethune-Cookman | W | 4-0  |
| Georgia Tech    | W | 6-2  |
| Georgia Tech    | W | 15-3 |

## 2012 – NCAA SUPER REGIONAL (GAINESVILLE, FLA.)

|          |   |          |
|----------|---|----------|
| NC State | W | 7-1      |
| NC State | W | 9-8 (10) |

## 2013 – NCAA BLOOMINGTON REGIONAL (3RD SEED, BLOOMINGTON, IND.)

|             |   |     |
|-------------|---|-----|
| Austin Peay | L | 3-4 |
| Valparaiso  | L | 4-5 |

## 2014 – NCAA GAINESVILLE REGIONAL (1ST SEED, GAINESVILLE, FLA.)

|                       |   |     |
|-----------------------|---|-----|
| College of Charleston | L | 2-3 |
| North Carolina        | L | 2-5 |

## 2015 – NCAA GAINESVILLE REGIONAL (1ST SEED, GAINESVILLE, FLA.)


|                  |   |      |
|------------------|---|------|
| Florida A&M      | W | 19-0 |
| USF              | W | 8-2  |
| Florida Atlantic | W | 2-1  |

## 2015 – NCAA SUPER REGIONAL (GAINESVILLE, FLA.)


|               |   |      |
|---------------|---|------|
| Florida State | W | 13-5 |
| Florida State | W | 11-4 |

## FLORIDA VERSUS NCAA REGIONAL OPPONENTS

| Opponent (Last Meeting)       | W-L  |
|-------------------------------|------|
| Arizona State (1997)          | 0-1  |
| Arkansas (1979)               | 0-1  |
| Austin Peay (2013)            | 0-1  |
| Baylor (2000)                 | 1-1  |
| Bethune-Cookman (2012)        | 6-0  |
| Bucknell (1996)               | 1-0  |
| California (1992)             | 0-1  |
| Central Connecticut (2004)    | 1-0  |
| College of Charleston (2014)  | 0-1  |
| UCF (1989)                    | 0-1  |
| Central Michigan (1977)       | 1-0  |
| The Citadel (1960)            | 1-1  |
| Clemson (1958)                | 1-2  |
| Delaware (1979)               | 0-1  |
| East Carolina (1989)          | 1-0  |
| Florida A&M (2015)            | 1-0  |
| Florida Atlantic (2015)       | 3-1  |
| Florida State (2008)          | 5-3  |
| Florida Southern (1960)       | 1-0  |
| Furman (1991)                 | 1-0  |
| George Mason (1988)           | 1-0  |
| George Washington (1979)      | 1-0  |
| Georgia Tech (2012)           | 2-0  |
| Illinois (1998)               | 1-0  |
| Jacksonville (1991)           | 1-0  |
| Manhattan (2011)              | 1-0  |
| Massachusetts (1996)          | 1-0  |
| Miami (FL) (2011)             | 7-10 |
| Middle Tennessee State (1981) | 1-0  |
| Minnesota (1994)              | 1-3  |
| Missouri (1981)               | 1-0  |
| Monmouth (1998)               | 1-0  |
| North Carolina (2014)         | 1-2  |
| N.C. State (1996)             | 3-1  |
| Notre Dame (2005)             | 1-0  |
| Oregon State (2010)           | 1-0  |
| Princeton (1985)              | 1-0  |
| Richmond (1998)               | 2-0  |
| Rider (1992)                  | 1-0  |
| St. John's (1997)             | 1-0  |
| San Jose State (2000)         | 1-2  |
| Stetson (2005)                | 3-2  |



Playing a key role in the Gators' run to their first-ever College World Series appearance, Jeff Gidcumb was voted the Most Outstanding Player of the 1988 East Regional in Tallahassee, Fla.



Mark Kiger hit .403 and led UF in hits (104), runs (90), walks (60) and on-base percentage (.522) during an All-American campaign in 2003.



John Pricher made four appearances and collected two saves during the Gators' 4-0 performance at the 1991 SEC Tournament, setting the stage for UF's perfect showing at the NCAA East Regional en route to Omaha.

|                              |     |
|------------------------------|-----|
| South Alabama (1984)         | 0-1 |
| USF (2015)                   | 2-1 |
| Southwest Texas State (2000) | 1-0 |
| Texas A&M (1992)             | 0-1 |
| Tulane (2008)                | 1-1 |
| UCLA (2004)                  | 2-0 |
| Valparaiso (2013)            | 0-1 |
| Virginia (1985)              | 1-1 |
| Virginia Tech (1977)         | 1-0 |
| Wake Forest (1998)           | 1-1 |
| West Virginia (1994)         | 2-0 |

## FLORIDA VERSUS NCAA SUPER REGIONAL OPPONENTS

| Opponent (Last Meeting)  | W-L |
|--------------------------|-----|
| Florida State (2015)     | 4-0 |
| Miami (FL) (2010)        | 2-2 |
| Mississippi State (2011) | 2-1 |
| NC State (2012)          | 2-0 |
| Southern Miss (2009)     | 0-2 |

## FLORIDA VERSUS CWS OPPONENTS

| Opponent (Last Meeting)    | W-L |
|----------------------------|-----|
| Arizona State (1988)       | 1-2 |
| California (1988)          | 1-0 |
| Florida State (2010)       | 3-1 |
| Fresno State (1991)        | 1-0 |
| Kent State (2012)          | 0-1 |
| LSU (1996)                 | 0-4 |
| Miami (FL) (2015)          | 2-0 |
| Mississippi State (1998)   | 0-1 |
| Nebraska (2005)            | 1-0 |
| South Carolina (2012)      | 0-3 |
| Southern California (1998) | 0-1 |
| Tennessee (2005)           | 1-0 |
| Texas (2011)               | 1-2 |
| UCLA (2010)                | 0-1 |
| Vanderbilt (2011)          | 2-0 |
| Virginia (2015)            | 1-2 |
| Wichita State (1988)       | 0-1 |

# FLORIDA'S NCAA TOURNAMENT RECORDS

## BATTING

### INDIVIDUAL

**Most At-Bats, Game:** 7, Scott Ruskin vs. Princeton (5/26/85)  
**Most At-Bats, Series:** 28, Mark Ellis, 1998 Regional  
**Most At Bats, Career:** 125, Preston Tucker, 2009-12  
**Most Runs, Game:** 6, Adam Davis vs. Notre Dame (6/5/05) & Mario Garza vs. Florida Atlantic (5/31/03)  
**Most Runs, Series:** 12, Mario Garza, 2003 Regional  
**Most Runs, Career:** 29, Preston Tucker, 2009-12  
**Most Hits, Game:** 5, 4x, last by Mario Garza vs. Florida Atlantic (5/31/03)  
**Most Hits, Series:** 14, Mario Garza, 2003 Regional & Mark Ellis, 1998 Regional  
**Most Hits, Career:** 46, Preston Tucker, 2009-12  
**Most Walks, Game:** 3, 11x since 1989, last by Justin Shafer vs. Bethune-Cookman (6/1/12)  
**Most Walks, Series:** 9, Brad Wilkerson, 1998 Regional  
**Most Walks, Career:** 27, Brad Wilkerson, 1996-98  
**Most Doubles, Game:** 3, Jeff Corsaletti vs. Nebraska (6/19/05)  
**Most Doubles, Series:** 3, 12x, last by Justin Shafer, 2012 College World Series  
**Most Doubles, Career:** 10, Preston Tucker, 2009-12  
**Most Triples, Game:** 1, 22x, last by Peter Alonso vs. Florida State (6/6/15)  
**Most Triples, Series:** 1, 22x, last by Peter Alonso, 2015 Super Regional  
**Most Home Runs, Game:** 3, Tyler Thompson vs. Florida Atlantic (6/6/10)  
**Most Home Runs, Series:** 4, Mario Garza & Brian Rose, 2003 Regional  
**Most Home Runs, Career:** 11, Preston Tucker, 2009-12  
**Most RBI, Game:** 7, Brian Rose vs. Florida Atlantic (5/31/03) & Charles Smith vs. Clemson (6/9/58 - Game 1)  
**Most RBI, Series:** 15, Pat Osborn, 2002 Regional  
**Most RBI, Career:** 41, Preston Tucker, 2009-12  
**Most Stolen Bases, Game:** 4, David Eckstein vs. N.C. State (5/24/96)  
**Most Stolen Bases, Series:** 4, David Eckstein, 1996 Regional  
**Most Stolen Bases, Career:** 6, David Eckstein, 1994-97

### TEAM

**Margin of Victory:** 20 vs. Notre Dame (23-3, 6/5/05)  
**Margin of Defeat:** 13 vs. Virginia (14-1, 5/24/85)  
**Most At-Bats, Game:** 49 vs. Southern California (6/1/98)  
**Most Runs, Game:** 23 vs. Notre Dame (6/5/05)  
**Most Runs, Series:** 58, 2003 Regional  
**Most Hits, Game:** 23 vs. Manhattan (6/3/11)  
**Most Hits, Series:** 70, 2003 Regional  
**Highest Batting Average, Series:** .409 (45-for-110), 2009 Regional  
**Most Walks, Game:** 14 vs. Central Michigan (5/28/77)  
**Most Walks, Series:** 30, 1998 Regional  
**Most Strikeouts, Game:** 17 vs. Clemson (6/9/58)  
**Most Strikeouts, Series:** 41, 2005 College World Series  
**Most Doubles, Game:** 6 vs. Wichita State (6/3/88)  
**Most Doubles, Series:** 13, 1988 Regional  
**Most Triples, Game:** 2, 3x, last vs. Oregon State (6/5/10)  
**Most Triples, Series:** 3, 1981 and 2010 Regional  
**Most Home Runs, Game:** 6 vs. Florida Atlantic (6/6/10)  
**Most Home Runs, Series:** 14, 2003 Regional  
**Most RBI, Game:** 22 vs. Florida Atlantic (5/31/03)  
**Most RBI, Series:** 56, 2003 Regional

*\*Walks and Strikeouts since 1989*


## PITCHING

### INDIVIDUAL

**Most Appearances, Series:** 4, Greg Larson & Steven Rodriguez, 2011 College World Series; Connor Falkenbach & Darren O'Day, 2005 College World Series  
**Most Appearances, Career:** 17, Greg Larson, 2009-12  
**Most Games Started, Series:** 2, 14x, last by Logan Shore, 2015 College World Series  
**Most Games Started, Career:** 10, Hudson Randall, 2010-12  
**Most Innings Pitched, Series:** 18.0, John Kaufman, 1996 Regional  
**Most Innings Pitched, Career:** 58.2, Hudson Randall, 2010-12  
**Most Innings Pitched, Game:** 10.0, Rich Bombard vs. Middle Tennessee State (5/23/81)  
**Most Strikeouts, Series:** 18, Josh Fogg, 1998 Regional  
**Most Strikeouts, Career:** 50, Hudson Randall, 2010-12  
**Most Strikeouts, Game:** 14, John Burke vs. Furman (5/23/91)  
**Most Wins, Series:** 2, five players, Logan Shore (2015 College World Series) Keith Ramsey, (2002 Regional), John Kaufman (1996 Regional), Brad Wilkerson, (1996 Regional), Jeff Gidcumb (1988 Regional)  
**Most Wins, Career:** 5, Hudson Randall, 2010-12  
**Most Saves, Series:** 1, by 18 players 25x, last by Bobby Poyner, 2015 Regional Game 3  
**Most Saves, Career:** 3, Connor Falkenbach, 2002-05 & Jamie McAndrew, 1988-89  
**Complete Games (26):** Jonathon Crawford, 2012; Alex Panteliodis, 2010; Tommy Boss, (2 in 2005, 1 in 2004); Connor Falkenbach, 2004; Justin Hoyman, 2003; Jeff Cardozo 2000; Tommy Bond, 1997 & 1998, John Kaufman, (2 in 1996); John Burke, 1991; Marc Valdes (2 in 1991); Steve Rosenberg, 1985; Jeff Fischer, 1985; Rich Bombard (10 inn.), 1981; Randy O'Neal, 1981; Mike Grant, 1979; Chuck Dale, 1979; Ron Crum, 1977; Jerry Nicholson (8 inn.), 1962; C.W. Price, 1962; Don McCreary, 1960 (6 inn.); Ray Oestricher, 1958

### TEAM


**Most Innings Pitched, Game:** 13.0 vs. USF (5/25/96)  
**Most Innings Pitched, Series:** 52.0, 2005 College World Series  
**Most Hits Allowed, Game:** 25 vs. Florida State (5/31/08)  
**Least Hits Allowed, Game:** 0 vs. Bethune-Cookman (6/1/12) & Furman (5/23/91)  
**Most Runs, Game:** 19 vs. LSU (6/5/91)  
**Most Earned Runs Allowed, Game:** 17 vs. Florida State (5/31/08)  
**Lowest ERA, Series:** 1.00 (3 earned runs in 27 IP), 2015 Regional  
**Most Strikeouts, Game:** 14 vs. Wake Forest (5/23/98) & Furman (5/23/91)  
**Most Strikeouts, Series:** 43, 2011 College World Series  
**Least Strikeouts, Game:** 1 vs. Arizona State (6/22/05) & North Carolina (5/27/88)  
**Most Walks, Game:** 11 vs. Clemson (6/5/58)  
**Least Walks, Game:** 0, vs. North Carolina (5/31/14), Georgia Tech (6/3/12), Texas (6/18/11), Miami (Fla.) (6/12/10), Florida Atlantic (6/6/10), Bethune-Cookman (6/4/10), Massachusetts (5/26/96), USF (5/28/82), Virginia Tech (5/28/77)



After hitting .500 with 10 RBI and three home runs when he was the Most Outstanding Player of the 1998 NCAA South Regional, Mark Ellis added four more hits and a game-tying blast versus eventual national champion Southern Cal at the CWS.



After deciding to remain in school for his senior season, Jeff Corsaletti responded with career highs in batting average (.358), RBI (53) and home runs (10) on his way to All-SEC, All-South Region and All-America recognition in 2005.



Right-hander Alan Home punctuated his final appearance at McKethan Stadium with eight strikeouts over 8.1 innings to defeat Florida State in game two of the NCAA Super Regional to clinch a berth in the 2005 College World Series.

# COLLEGE WORLD SERIES TEAMS



## 1988

The 1988 Florida squad moved into the national spotlight by advancing to the College World Series for the first time in school history. A historic season for the Gator Baseball program included the 1988 SEC regular-season and tournament titles, the NCAA East Regional Crown, the first College World Series appearance in school history and a final national ranking of sixth by Collegiate Baseball.

"There's no way we're going to be satisfied with just the SEC Championship each year," stated UF coach Joe Arnold, who picked up his 500th career win and earned SEC Coach of the Year honors during the season.

The Gators, who were picked sixth in the SEC preseason coaches' poll, did not achieve success in the 1988 season without a few setbacks. Arnold's club lost its SEC Tourney opener to Georgia, 8-3, but then reeled off four-straight victories in three days, never allowing more than three runs in a game. The Gators battled back from the consolation bracket at the SEC Tournament to upend host Mississippi State twice to take home the championship. After dropping its NCAA Regional opener in Tallahassee, UF rebounded to post four wins in a row, knocking off host Florida State along the way, to seize the coveted NCAA East Regional trophy.

Florida established a school record with 48 wins against a schedule rated as the second-toughest in college baseball, including 31 games against nationally-ranked opponents. In fact, the Gators re-wrote the record books, as they totaled 25 victories against SEC competition, combining the regular-season and league tourney contests.

### GATORS AT A GLANCE

**Overall:** 48-19-1

**SEC Record (Finish):** 21-6 (1st)

**Postseason:** 4-1 at SEC Tourney, 4-1 at NCAA East Regional, 1-2 at NCAA College World Series

**Final Rankings:** 6th in College Baseball, 7th in Baseball America

### 1988 ROSTER

|                  |              |
|------------------|--------------|
| Brent Addison    | INF          |
| Ned Bringham     | OF           |
| Pat Chesley      | C            |
| Steve Coley      | 1B/DH        |
| Tim Cox          | RHP          |
| Jerry Creamer    | LHP          |
| Todd Douma       | LHP          |
| Tommy Edwards    | 2B           |
| Jose Fernandez   | C            |
| Joe Gaspard      | RHP          |
| Jeff Gidcumb     | RHP          |
| Ken Hagan        | OF/INF       |
| Tyson Johnson    | RHP          |
| Joe Klanchnik    | RHP          |
| Mario Linares    | C/INF/OF     |
| Jamie McAndrew   | RHP          |
| Mark McAninch    | C/INF        |
| Julio Mendez     | SS           |
| Mike Moberg      | OF           |
| Jim Nahas        | RHP          |
| Tim Oxley        | RHP/DH/OF/1B |
| Mike Parks       | RHP          |
| Herbert Perry    | INF/RHP      |
| Brian Reimsnyder | OF           |
| Ted Rich         | INF          |
| Allen Rutledge   | 3B           |
| Steve Toister    | LHP          |
| Johnny Wiggs     | LHP          |
| Steve Zerr       | OF           |

**Head Coach:** Joe Arnold

**Assistant Coaches:** Doug Corbett, Dave Howard, Ben Hayes



## 1991

1991 proved to be a campaign to remember, as the Gators bounced all the way back from a disappointing 29-30 showing the previous year in which they failed to make the postseason. Florida notched a school-record 51 wins, appeared in the school's second College World Series and registered a program-best third-place national finish. Entering the year, head coach Joe Arnold had high hopes for an improved performance. Arnold knew it, the team knew it and the fans knew it. Few people, however, could have predicted just how good things would be for the Gators in 1991.

Boasting solid pitching and timely hitting, the Gators powered their way to the SEC Tournament title with a 4-0 mark. Florida capped a near-flawless four-day run in Baton Rouge, La., by defeating top-seeded LSU, 8-4, for its fifth championship at the event.

Hosting the NCAA East Regional, the Gators returned to the friendly confines of McKethan Stadium at Perry Field as the number one seed. The Orange and Blue did not disappoint the home crowd either, going 4-0 to snag the Regional hardware. Right-hander John Burke twirled UF's first no-hitter in 13 years and Brent Killen belted a home run in the bottom of the ninth to nip Furman in the first round, 2-0. In game two, Marc Valdes tossed a 3-0 shutout against Jacksonville to keep the Gators in the winner's bracket. Consecutive triumphs over N.C. State, including a 3-2, 10-inning decision in the final, punched the ticket to Omaha.

At the College World Series, Florida eliminated top-seeded Florida State en route to a third-place finish. When all was said and done, the 1991 squad was recognized as one of the greatest in UF baseball history. Finishing 51-21 overall, the Gators were 16-8 during the SEC regular season and registered an eight-game winning streak spanning the SEC and NCAA Regional Tournaments to leave their own imprint of success on the program.

### GATORS AT A GLANCE

**Overall:** 51-21

**SEC Record (Finish):** 16-8 (2nd)

**Postseason:** 4-0 at SEC Tourney, 4-0 at NCAA East Regional, 2-2 at NCAA College World Series

**Final Rankings:** 3rd in Baseball America, 4th in Collegiate Baseball

### 1991 ROSTER

|                 |       |
|-----------------|-------|
| Jason Beaird    | INF   |
| Jimmy Bell      | C     |
| Doug Brennan    | LHP   |
| Rick Britton    | OF    |
| John Burke      | RHP   |
| Bo Camposano    | OF    |
| Cord Corbitt    | LHP   |
| Palmer Knight   | 1B    |
| Mario Linares   | C     |
| Dave Majeski    | OF    |
| Scott Monk      | RHP   |
| Herbert Perry   | 3B/1B |
| John Pricher    | RHP   |
| Ted Rich        | INF   |
| Joe Russo       | 3B    |
| Brent Stuart    | RHP   |
| David Valdes    | 2B    |
| Rob Bonanno     | RHP   |
| Brian Duva      | OF    |
| Brent Killen    | 1B    |
| Eddie MacDonald | INF   |
| Nick McClellan  | RHP   |
| Ken Mercer      | C     |
| Min Park        | RHP   |
| Kevin Polcovich | SS    |
| Brian Purvis    | OF    |
| Ron Scott       | LHP   |
| Joe Spellman    | LHP   |
| Marc Valdes     | RHP   |

**Head Coach:** Joe Arnold

**Assistant Coaches:** Dave Howard, Scott Lovekamp, Tim Touma

# COLLEGE WORLD SERIES TEAMS



## 1996

The 1996 season was an eventful one for the Gators and was highlighted by the team's third appearance at the College World Series. Florida made the journey to Johnny Rosenblatt Stadium with a squad that returned just two players from its 25-man roster during the 1995 campaign. Head coach Andy Lopez's youthful contingent, sporting 19 freshmen among its 26 newcomers, entered the season out of the national polls. Unfazed, Florida set 33 offensive school records in 1996, produced 50 victories and claimed a share of the SEC regular-season title. Nicknamed the "Comeback Kids" after racking up 25 come-from-behind victories, the club overcame four-run deficits six times during the year.

The Gators won the SEC Eastern Division for the first time since 1992, split the SEC regular-season crown with Alabama and LSU and were the runner-up at the SEC Tournament. Florida made its 15th NCAA Tournament appearance in school history and hosted a Regional for the fourth time since 1989. UF cruised to a 7-0 shutout against Bucknell in its opener before turning back N.C. State, 12-9, in game two. The Gators stunned South Florida on Chuck Hazzard's solo shot in the 13th inning to advance to the regional championship game. Nursing a tenuous 3-2 lead, Florida sealed its spot in Omaha by exploding for nine runs in the bottom of the eighth inning during a 12-2 win over Massachusetts.

In its first action at the 1996 College World Series, Florida was staring defeat in the face before outfielder Brad Wilkerson cranked a grand slam to defeat Florida State, 5-2. Relegated to the consolation bracket following a 9-4 setback to LSU, designated hitter Chuck Hazzard blasted a pair of home runs and the Gators used the strong pitching of Tommy Bond to defeat Florida State, 6-3, for the second time in four days and oust the Seminoles. Next up for Lopez's charges was a rematch with LSU, a team that the Gators handled four-straight times during the regular season. However, it was the Bayou Bengals who would take a 2-1 decision on their way to the national championship.

### GATORS AT A GLANCE

**Overall:** 50-18  
**SEC Record (Finish):** 20-10 (1st)  
**Postseason:** 3-2 at SEC Tourney, 4-0 at NCAA East Regional, 2-2 at NCAA College World Series  
**Final Rankings:** 3rd in Baseball America, Baseball Weekly & Collegiate Baseball

### 1996 ROSTER

|                  |         |
|------------------|---------|
| Ron Ackerman     | OF      |
| Nick Alvarez     | C/3B    |
| Travis Andre     | INF     |
| Charles Aulet    | RHP     |
| Tommy Bond       | RHP     |
| Thomas Brewer    | RHP     |
| Eric Castaldo    | C       |
| Chris Chism      | OF      |
| Mario Diaz       | OF      |
| Matt Duncan      | 3B      |
| David Eckstein   | 2B      |
| Rick Eckstein    | INF/OF  |
| Mark Ellis       | INF     |
| Ward Entrekin    | INF/OF  |
| Josh Fogg        | RHP     |
| Mike Floyd       | OF      |
| Neril Griffith   | OF      |
| Brian Haught     | INF/OF  |
| Chuck Hazzard    | OF/DH   |
| Greg Hillengas   | RHP/OF  |
| Jeff Jackson     | RHP     |
| Todd Johannes    | C       |
| John Kaufman     | LHP     |
| Chris Knollin    | RHP     |
| Octavio Medina   | C       |
| Brian Ogle       | OF      |
| Matt Parker      | RHP     |
| Dock Pollard     | OF      |
| Paul Rigdon      | RHP     |
| Sergio Rodriguez | LHP     |
| Jacob Roll       | RHP     |
| Shane Seroyer    | C       |
| Freddie Smith    | OF      |
| John Tamargo     | SS      |
| Sean Walsh       | OF      |
| Danny Wheeler    | RHP     |
| Brad Wilkerson   | 1B/P/OF |

**Head Coach:** Andy Lopez  
**Assistant Coaches:** Gary Henderson, Steve Kling, Eric Ekdahl

## 1998

Florida captured the 1998 Southeastern Conference regular-season title and advanced to the College World Series for the second time in three years while producing its best offensive season in school history. The Gators established three new standards and seven players hit 10 or more home runs during the season. UF's 41 regular-season wins tied a school record accomplished three previous times (1981, 1991 and 1996) and its 21 SEC victories matched the 1985 squad for most league wins. In addition, Florida won the outright conference title for the first time since 1988.

Florida entered its own NCAA Regional as the top seed and was the prohibitive favorite to advance from the six-team regional into the College World Series. UF entered the event with a 31-4 home record and had strung together a school-record 18 consecutive wins at McKethan Stadium earlier in the season.

The Gators took advantage of a boisterous home crowd and survived a scare from sixth-seeded Monmouth in the opening tilt to grab a 12-8 win on Mark Ellis' three-run double in the eighth. In its second outing, Florida tallied nine runs during the first two innings to overwhelm Richmond, 15-3. The day wasn't over for the Gators, as they were set to face Wake Forest, the only other undefeated team in the Regional, later in the day. Faced with a thin pitching staff, UF coach Andy Lopez used closer Josh Fogg for six-plus innings. The All-American entered the contest with two outs in the first and kept his squad on track for a 12-9 victory over the Demon Deacons.

With a CWS berth on the line, Florida advanced to Omaha with a 7-6 come-from-behind win over Illinois. The Gators rallied three times, from deficits of 2-0 (6th), 5-4 (8th) and 6-5 (11th), in front of a McKethan Stadium record crowd of 5,150 fans. Derek Nicholson's bases-loaded single in the bottom of the 11th triggered a massive celebration and sent the crowd into a state of delirium.

Florida entered the College World Series as the top seed for the first time in school history, bettering the previous high seed of No. 2 in 1996. SEC rival Mississippi State pulled off a 14-13 upset in the first game, sending the Gators into the elimination round. Although it held a 4-3 record in CWS do-or-die games and had taken its last three such affairs, UF saw its season end with a 12-10 loss to Southern California in 12 innings.

### GATORS AT A GLANCE

**Overall:** 46-18  
**SEC Record (Finish):** 21-8 (1st)  
**Postseason:** 1-2 at SEC Tourney, 4-1 at NCAA South I Regional, 0-2 at NCAA College World Series  
**Final Rankings:** 5th in Baseball America, 7th in Collegiate Baseball & Baseball Weekly

### 1998 ROSTER

|                  |       |  |         |
|------------------|-------|--|---------|
| Travis Andre     | INF   | Ty Martin  | INF     |
| Tommy Bond       | RHP   | Matt McClendon   | RHP     |
| Keith Brice      | RHP   | Stuart McFarland   | LHP     |
| Josh Canales     | INF   | Pete McKinney  | INF     |
| Jeff Cardozo     | RHP   | Dan Mooney   | C       |
| Greg Catalanotte | OF    | Derek Nicholson  | OF      |
| Kevin Coleman    | RHP   | Alan Rhine   | INF     |
| Jason Dill       | 1B/OF | Banks Robinson   | INF     |
| Dwight Edge      | OF    | Sergio Rodrigues   | LHP     |
| Mark Ellis       | INF   | Tommy Rose   | RHP     |
| Mike Floyd       | OF    | David Ross   | C       |
| Josh Fogg        | RHP   | Shane Seroyer  | OF      |
| Ryan Gleichowski | LHP   | Matt Siegel  | INF     |
| Michael Gray     | RHP   | Casey Smith  | OF      |
| Ben Grezlovski   | RHP   | Randy Sterling   | RHP     |
| Brian Haught     | OF    | K.O. Wiegandt  | RHP     |
| Chuck Hazzard    | 1B/DH | Brad Wilkerson   | 1B/P/OF |
| Matt Heath       | C     | Spencer Williams   | OF      |
| Dan Heard        | OF    | Taylor Wood  | INF     |
| Todd Johannes    | C     | <b>Head Coach:</b> Andy Lopez  |         |
| Tim Johnson      | INF   | <b>Assistant Coaches:</b> Gary Henderson, Steve Kling, Rick Eckstein |         |
| Kevin Keen       | RHP   |  |         |

# COLLEGE WORLD SERIES TEAMS



## 2005

With his club returning 18 letterwinners, including six position starters and eight pitchers, from a team that had earned the program's first NCAA Super Regional appearance, there was a heightened sense of optimism for fourth-year head coach Pat McMahon heading into the 2005 campaign. Voted third in the Eastern Division preseason poll by the SEC coaches and ranked 22nd according to Collegiate Baseball, the Gators surprised the prognosticators by earning their first league crown and later clinching a trip to Omaha for the first time since 1998.

Battling Tennessee down to the final weekend of the regular season, the Gators used a three-game sweep at Vanderbilt to nail down both the Eastern Division and overall SEC hardware, a double it had not turned in seven years. Seeded first at the SEC Tournament in Hoover, Ala., UF rallied for a pair of wins over Arkansas (9-8) and Ole Miss (10-7) to remain in the winner's bracket. However, the Rebels came out ahead in the next two matchups to deny McMahon's team a chance at its first appearance in the final since 2000.


Rewarded with the seventh seed in the 64-team NCAA Tournament field, Florida hosted a Regional in Gainesville for the first time since 2002 and the seventh time in the program's existence. The Gators did not disappoint the home crowd, dispatching Stetson (8-3), North Carolina (5-2) and Notre Dame (23-3). Facing in-state rival Florida State in the Super Regional with a berth to the College World Series on the line, fan interest reached a fever pitch and resulted in the two biggest postseason crowds at McKethan Stadium.

Behind a complete-game gem from right-hander Tommy Boss, as well as consecutive home runs in the fifth inning by Brian Jeroloman, Brandon McArthur and Brian Leclerc, the Gators cruised to an 8-1 win to take the opener. In front of a McKethan Stadium record crowd of 5,698 fans the next night, UF used a four-run first inning and 8.1 innings from Alan Horne to defeat the Seminoles, 8-5.

Making their first journey to Johnny Rosenblatt Stadium since '98, Florida held off SEC rival Tennessee to begin the CWS, 6-4. Facing home state favorite Nebraska before a crowd of 26,813 fans, the second-highest attendance in the event's history, the Gators jumped out to a 2-0 lead in the top of the first inning on a two-run homer by Adam Davis and posted a 7-4 win.

Needing one win to advance to the best-of-three championship series, the Gators were stymied by Arizona State, 6-1. However, Florida overcame a 3-0 deficit to the Sun Devils the next day with six unanswered runs to set up a date with Texas. A two-run shot by Leclerc in the fourth frame narrowed the gap to 3-2 and Adam Davis connected on a three-run bomb the next inning to put UF on top to stay. Boss continued his excellence in the month of June with 5.2 innings of scoreless ball after Horne suffered an injury, raising his postseason mark to 3-0.

Becoming the first SEC program to participate in the CWS Championship Series, Florida's dreams of a national title were dashed by Texas, 4-2 and 6-2. The Longhorns were unbeaten in Omaha on the way to their sixth NCAA title and second in the last four seasons.



Shown outside of Rosenblatt Stadium before the 2005 NCAA College World Series, the Gators emerged victorious from their bracket and advanced to the final round against Texas.

### GATORS AT A GLANCE

**Overall:** 48-23

**SEC Record (Finish):** 20-10 (1st)

**Postseason:** 2-2 at SEC Tourney, 3-0 at NCAA Gainesville Regional, 2-0 at NCAA Gainesville Super Regional, 3-3 at NCAA College World Series (Runner-Up)

**Final Rankings:** 2nd in Baseball America, Collegiate Baseball & Sports Weekly/ESPN

### 2005 ROSTER

|                   |        |
|-------------------|--------|
| Bryan Augenstein  | RHP    |
| Bryan Ball        | RHP    |
| Bryson Barber     | C/INF  |
| Stephen Barton    | INF/OF |
| Carson Bassett    | C      |
| Brett Bentley     | C/1B   |
| Tommy Boss        | RHP    |
| Michael Branham   | RHP    |
| Daniel Brooks     | INF/OF |
| Jeff Corzaletti   | OF     |
| Adam Davis        | INF    |
| Andy Davis        | INF    |
| Gavin Dickey      | OF     |
| Josh Edmondson    | RHP    |
| Connor Falkenbach | RHP    |
| Teddy Foster      | C      |
| Matt Fuchs        | RHP    |
| Matt Gaski        | INF    |
| Nate Helms        | RHP    |
| Matt Hightower    | LHP    |
| Alan Horne        | RHP    |
| David Hurst       | LHP    |
| Brian Jeroloman   | C      |
| Jared Kubin       | INF/OF |
| Matt LaPorta      | INF/C  |
| Brian Leclerc     | OF     |
| Stephen Locke     | LHP    |
| Christian Madson  | RHP    |
| Brandon McArthur  | INF    |
| Darren O'Day      | RHP    |
| Mike Pete         | LHP    |
| Steven Porter     | LHP    |
| Greg Quatrino     | C      |
| Bo Smith          | OF     |
| Seth Steinhauer   | INF/OF |
| Justin Tordi      | INF    |
| Chris Woods       | OF     |
| Tommy Wynn        | RHP    |

**Head Coach:** Pat McMahon

**Assistant Coaches:** Ross Jones, Tim Parenton, Brian Fleetwood



The Gators spent a memorable two weeks in Omaha that they will never forget.

# COLLEGE WORLD SERIES TEAMS



## 2010

On the heels of its first Southeastern Conference Eastern Division title and NCAA Super Regional appearance in four years and a preseason ranking of seventh by Baseball America, Florida entered the 2010 campaign with heady expectations. Under third-year head coach Kevin O'Sullivan, the Gators delivered a memorable season that culminated with the program's sixth appearance at the College World Series in the final year of famed Rosenblatt Stadium.


The Orange and Blue posted a 47-17 overall mark and brought home its 11th SEC crown, first since 2005, by turning in a school-best mark of 22-8 in league play. Guided by SEC Coach of the Year O'Sullivan, the Gators captured nine of their 10 league series, including the final eight in a row. Traveling to South Carolina on the last weekend of the regular season with the conference title hanging in the balance, Florida claimed the first two games over the Gamecocks, 3-2 and 5-2, to secure the championship.

After falling to LSU in the opening round of the SEC Tournament, the top-seeded Gators rebounded to eliminate Arkansas (5-4) and Vanderbilt (5-2) to reach the semifinals of the event for the first time in five years. Needing to defeat Alabama twice in order to advance to the title game, UF was ousted by a 5-2 score.

Soon after, Florida was awarded the third national seed in the NCAA Tournament. The Gators swept the Gainesville Regional with victories over Bethune-Cookman (7-3), Oregon State (10-2) and Florida Atlantic (15-0) for their eighth Regional crown and second in a row. Left-hander/designated hitter Brian Johnson was named the event's Most Outstanding Player after firing seven scoreless innings in the Regional final against Florida Atlantic and hitting .625, while Tyler Thompson became the eighth player in school history to homer three times in a contest, first in the postseason.

In the opener of the NCAA Gainesville Super Regional, Alex Panteliodis went the distance for his first career complete game and established a personal best with 12 strikeouts as UF defeated Miami (Fla.), 7-2. The southpaw retired the final 14 Hurricane hitters of the contest and yielded three hits to register UF's first complete game since Stephen Locke accomplished the feat against Alabama on May 10, 2008.

The next night in front of a record crowd of 5,783 fans at McKethan Stadium, Austin Maddox delivered a two-out RBI double in the top of the 10th inning to drive in Nolan Fontana with the winning run as Florida upended Miami (Fla.), 4-3, to punch its sixth ticket to Omaha. The Gators dropped their opener at the College World Series to eventual runner-up UCLA and then succumbed to Florida State to see its season come to an end.



Florida earned the program's sixth trip to the NCAA College World Series in the final year of Rosenblatt Stadium in 2010. After winning the Southeastern Conference title, the Gators captured both the NCAA Gainesville Regional and Super Regional for the first time in five years en route to a consensus top-eight final ranking in the collegiate baseball polls.

### GATORS AT A GLANCE

**Overall:** 47-17

**SEC Record (Finish):** 22-8 (1st)

**Postseason:** 2-2 at SEC Tourney, 3-0 at NCAA Gainesville Regional, 2-0 at NCAA Gainesville Super Regional, 0-2 at NCAA College World Series

**Final Rankings:** 7th in Baseball America, 8th in Collegiate Baseball & USA Today/ESPN

### 2010 ROSTER

|                    |        |
|--------------------|--------|
| Josh Adams         | INF    |
| Jeff Barfield      | RHP    |
| Ben Brown          | RHP    |
| Matt Campbell      | RHP    |
| Kevin Chapman      | LHP    |
| Matt den Dekker    | OF     |
| Cody Dent          | INF    |
| Anthony DeSclafani | RHP    |
| Nolan Fontana      | INF    |
| Clint Franklin     | RHP    |
| Michael Heller     | RHP    |
| Brian Johnson      | LHP    |
| Greg Larson        | RHP    |
| Austin Maddox      | INF    |
| Nick Maronde       | LHP    |
| Ben McMahan        | C      |
| Alex Panteliodis   | LHP    |
| Daniel Pigott      | OF     |
| Jonathan Pigott    | OF     |
| Justin Poovey      | RHP    |
| Hudson Randall     | RHP    |
| Steven Rodriguez   | LHP    |
| Jandy Rosabal      | INF    |
| Bryson Smith       | INF/OF |
| Chas Spottswood    | RHP    |
| Tyler Thompson     | OF     |
| Hampton Tignor     | C      |
| Tommy Toledo       | RHP    |
| Preston Tucker     | INF/OF |
| Kamm Washington    | OF     |
| Jerico Weitzel     | INF    |
| Paul Wilson        | OF     |
| Mike Zunino        | C      |

**Head Coach:** Kevin O'Sullivan

**Assistant Coaches:** Craig Bell, Brad Weitzel, Don Norris

# COLLEGE WORLD SERIES TEAMS



## 2011

Entering the season ranked No. 1 by Baseball America, Florida embraced the challenge of having a bull's-eye on its back as it aimed to make consecutive trips to the NCAA College World Series for the first time in school history. Head coach Kevin O'Sullivan directed the Gators to a spectacular performance that featured a runner-up finish in Omaha, a school-record 53 victories, a share of the SEC overall and Eastern Division championships, their first SEC Tournament crown since 1991, as well as both the Gainesville Regional and Super Regional titles. The fourth-year skipper became the first individual from UF to earn College Coach of the Year honors from Baseball America.

The Gators finished 53-19 overall and their 22-8 performance in league play matched South Carolina and Vanderbilt for the top spot in the standings, with all three East rivals advancing to the CWS. Florida captured its SEC-best 21st division championship and its 12th league championship rates third behind LSU (14) and Alabama (13). The Gators became the East winner for the third year in a row, matching their feat from 1996-98. O'Sullivan's squad claimed eight of its 10 SEC series and the team's 22 victories in league play matched the school record set last season.

At the SEC Tournament in Hoover, Ala., Florida used a seventh-inning grand slam from Brian Johnson to turn a 5-2 deficit into a 7-5 victory over Mississippi State in the opening round and then relied on eight scoreless innings by Hudson Randall and four hits apiece from Daniel Pigott and Bryson Smith to blank Alabama, 6-0. After falling to Georgia, 4-3, the Gators secured their first appearance in the title game since 2000 when Nolan Fontana drove in Vickash Ramjit with the winning run in the ninth inning to post a 3-2 triumph in the rematch with the Bulldogs. Making his first start of the season against a league foe, Alex Panteliodis tossed 5.1 scoreless innings and the event's MVP Pigott went 2-for-3 with an RBI and a run scored as Florida collected its sixth SEC Tourney title, and ended a 20-year drought, with a 5-0 shutout of Vanderbilt.

The second national seed in the NCAA Tourney, the Gators cruised to their third-straight Gainesville Regional title by knocking off Manhattan (17-3) and then downing Miami (Fla.) by scores of 5-4 and 11-4 to oust the Hurricanes from the postseason for the third year in a row. Also picked in 2009, Preston Tucker became the first Gator to be chosen as Regional Most Outstanding Player twice in his career after hitting .500 (7-for-14), with 11 RBI, six runs, three homers and three doubles, while Fontana delivered a walk-off single in the bottom of ninth during the initial meeting with UM.

Facing league rival Mississippi State in what would become a classic Super Regional, the hosts provided Randall with 10 runs of support in the first five innings en route to an 11-1 victory in game one. The Bulldogs evened the series the next afternoon with a dramatic two-run homer in the bottom of the ninth for a 4-3 triumph, setting the stage for a winner-take-all showdown to determine which club would be heading to Omaha. With UF trailing 6-4 in the seventh, Tucker clubbed a go-ahead, three-run blast to straightaway center field, one of the club's season-high five homers. Tommy Toledo worked 2.1 innings and set down MSU in order in the ninth to preserve the 8-6 win and secure the Orange and Blue's seventh trip to the "Promised Land."

In its CWS opener at TD Ameritrade Park Omaha, Florida overcame a 3-0 deficit against Texas All-American Taylor Jungmann to notch an 8-4 victory over the Longhorns. Randall yielded one earned run over 6.2 innings, Smith reached base in all five of his plate appearances and Cody Dent put UF ahead to stay with a two-out RBI double, the first two-bagger of his career. Holding a 3-1 advantage over Vanderbilt in the winner's bracket contest courtesy of a three-run homer by Tucker, the game was suspended due to tornado sirens, heavy winds and torrential rains. Steven Rodriguez, who had entered the game prior to the delay, returned to the mound in the morning and wound up retiring 13 of the 14 batters he faced, with a career-high seven strikeouts over 4.1 scoreless and hitless innings in the 3-1 win. Meeting the Commodores for the sixth time on the campaign, the Gators snapped a 4-4 tie with an RBI single by Tucker in the bottom of the eighth and Austin Maddox provided 1.2 innings of shutout relief as Florida advanced to the CWS Championship Finals for the second time with a 6-4 victory.

Battling tooth and nail with defending national champion South Carolina, the Gators found themselves on the short end of a 2-1 margin in 11 innings in the opener. Randall had carried a shutout into the eighth inning before the Gamecocks tied the game on a two-out single. Despite a 3-for-3 performance and team-leading 19th homer by SEC Player of the Year Mike Zunino, USC claimed the title with a 5-2 victory in front of a record crowd of 26,721 fans.

### GATORS AT A GLANCE

**Overall:** 53-19  
**SEC Record (Finish):** 22-8 (T-1st)  
**Postseason:** 4-1 at SEC Tourney (Champion), 3-0 at NCAA Gainesville Regional, 2-1 at NCAA Gainesville Super Regional, 3-2 at NCAA College World Series (Runner-Up)  
**Final Rankings:** 2nd in Baseball America, Collegiate Baseball & USA Today/ESPN

### 2011 ROSTER

|                    |        |
|--------------------|--------|
| Josh Adams         | INF    |
| Matt Campbell      | RHP    |
| Jonathon Crawford  | RHP    |
| Cody Dent          | INF    |
| Anthony DeSclafani | RHP    |
| Nolan Fontana      | INF    |
| Alex Freedman      | INF    |
| Daniel Gibson      | LHP    |
| Brian Johnson      | LHP    |
| Keenan Kish        | RHP    |
| Greg Larson        | RHP    |
| Austin Maddox      | INF    |
| Nick Maronde       | LHP    |
| Ben McMahan        | C      |
| Connor Mitchell    | OF     |
| Jeff Moyer         | INF    |
| Alex Panteliodis   | LHP    |
| Daniel Pigott      | OF     |
| Justin Poovey      | RHP    |
| Zack Powers        | INF    |
| Vickash Ramjit     | INF/OF |
| Hudson Randall     | RHP    |
| Steven Rodriguez   | LHP    |
| Bryson Smith       | INF/OF |
| Tyler Thompson     | OF     |
| Tommy Toledo       | RHP    |
| Preston Tucker     | INF/OF |
| Karsten Whitson    | RHP    |
| Paul Wilson        | OF     |
| Mike Zunino        | C      |

**Head Coach:** Kevin O'Sullivan

**Assistant Coaches:** Craig Bell, Brad Weitzel, Don Norris



Reaching the NCAA College World Series in consecutive seasons for the first time, the Gators made the CWS Championship Finals for the second time in the inaugural event held at TD Ameritrade Park Omaha.

# COLLEGE WORLD SERIES TEAMS



## 2012

The nation's consensus top-ranked team in the various preseason polls, head coach Kevin O'Sullivan's fifth Gator squad blazed out of the gates with a 23-2 record and established a program-best winning streak of 18 games from Feb. 21-March 22 on its way to an unprecedented third-straight trip to the NCAA College World Series by the program.

Rated No. 1 for the first seven weeks of the regular season, as well as atop the final three polls prior to the NCAA College World Series, Florida finished 47-20 overall and tied for third in the SEC with an 18-12 mark after the league champion was not decided until the final day of action.

The Gators earned the top seed in the NCAA Tournament for the first time in school history and swept through the Gainesville Regional for the fourth year in a row. In its Regional opener, UF blanked fourth-seeded Bethune-Cookman, 4-0, thanks to a no-hitter by Jonathon Crawford and a four-RBI effort by Regional Most Outstanding Player Casey Turgeon. The complete-game no-hitter was the first by a Gator since John Burke in 1991 and just the seventh in NCAA Tournament history. The Orange and Blue downed second-seeded Georgia Tech, 6-2, in a winner's bracket matchup on Saturday and then defeated the Yellow Jackets again on Sunday, 15-3, to lock up their 10th Regional title. Preston Tucker became the first UF player to be voted onto the Regional All-Tournament Team all four seasons of his career and was joined on the list by Crawford, Nolan Fontana, Turgeon and Mike Zunino.

Florida clinched its eighth trip to the CWS with a dramatic 9-8 win in 10 innings over NC State to sweep the NCAA Gainesville Super Regional at McKethan Stadium. With the game tied at 7-7 and UF the visiting team, Daniel Pigott clubbed a leadoff homer just over the right-field wall to give the Gators an 8-7 lead. After Turgeon collected his third hit of the contest with a base-hit into right field and was sacrificed to second by Justin Shafer, Josh Tobias sliced a two-out RBI single into right field to give the Gators a 9-7 advantage. The Wolfpack countered with a sacrifice fly in the bottom of the frame and Keenan Kish caught NCSU's Chris Diaz looking on strikes to record his first career save and secure UF's trip to Omaha. Hudson Randall had thrown seven shutout innings and Zunino drove in three runs and blasted a two-run homer as the Gators posted a 7-1 win in game one.

In a rematch of the 2011 CWS Championship Finals, the Gators dropped a 7-3 decision to South Carolina to begin action at TD Ameritrade Park Omaha and then saw their ninth-inning rally fall short against Kent State, 5-4. The top-10 finish in the final rankings marked the first time in school history that had occurred in three-straight seasons and the Gators' mark of 147-56 (.724) in that span is the best run in the program's existence.

### GATORS AT A GLANCE

**Overall:** 47-20

**SEC Record (Finish):** 18-12 (T-3rd)

**Postseason:** 2-2 at SEC Tourney, 3-0 at NCAA Gainesville Regional, 2-0 at NCAA Gainesville Super Regional, 0-2 at NCAA College World Series

**Final Rankings:** 3rd in Baseball America, 6th in USA Today/ESPN, 7th in Collegiate Baseball

### 2012 ROSTER

|                   |        |
|-------------------|--------|
| Jonathon Crawford | RHP    |
| Cody Dent         | INF    |
| Mike Fahrman      | C      |
| Nolan Fontana     | INF    |
| Daniel Gibson     | LHP    |
| Taylor Gushue     | C/1B   |
| Ryan Harris       | RHP    |
| Todd Haskel       | C      |
| Brian Johnson     | LHP/DH |
| Keenan Kish       | RHP    |
| Greg Larson       | RHP    |
| Austin Maddox     | RHP    |
| Johnny Magliozzi  | RHP    |
| Connor Mitchell   | OF     |
| Jeff Moyer        | INF    |
| Daniel Pigott     | OF     |
| Zack Powers       | INF    |
| Bobby Poyner      | LHP    |
| Vickash Ramjit    | INF/OF |
| Hudson Randall    | RHP    |
| Cory Reid         | OF     |
| Aaron Rhodes      | RHP    |
| Steven Rodriguez  | LHP    |
| Justin Shafer     | OF     |
| Corey Stump       | LHP    |
| Tyler Thompson    | OF     |
| Josh Tobias       | INF    |
| Preston Tucker    | INF/OF |
| Casey Turgeon     | INF    |
| Karsten Whitson   | RHP    |
| Mike Zunino       | C      |

**Head Coach:** Kevin O'Sullivan

**Assistant Coaches:** Craig Bell, Brad Weitzel, Don Norris



Florida advanced to the NCAA College World Series for the third year in a row and the Orange and Blue posted a school-best record of 147-56 (.724) during that span.

# COLLEGE WORLD SERIES TEAMS



## 2015

Kevin O'Sullivan's eighth year at Florida saw the Orange and Blue return to Omaha for the fourth time in his tenure and the squad reached the 50-win plateau for the fourth time in school history, twice in the past five seasons. The Gators finished 52-18 overall, one win shy of the College World Series Championship Finals, eliminated Sunshine State rivals Florida State and Miami from the postseason in the same campaign for the first time and used an impressive run to the SEC Tournament title as a springboard to sweeping the Regional and Super Regionals held at McKethan Stadium. UF was fourth in a jam-packed SEC race that came down to the final weekend and was the runner-up in the Eastern Division with a 19-11 league mark.

After falling to fifth-seeded Arkansas, 7-6, in Hoover, Ala., the fourth-seeded Gators knocked off ninth-seeded Auburn (11-2), the Razorbacks in the rematch (10-0 in seven innings), top-seeded LSU (2-1) and second-seeded Vanderbilt (7-3) to secure the seventh SEC Tourney crown in school history, first since 2011. JJ Schwarz, who went 2-for-5 with a run scored versus the Commodores, was chosen as the Most Valuable Player of the SEC Tourney after batting .526 (10-for-19) over the five games, with six RBI, five runs and three doubles. Other members of the All-Tourney Team included first baseman Peter Alonso, right-hander Taylor Lewis, left-hander A.J. Puk and outfielder Buddy Reed.

The Gators earned the No. 4 seed in the NCAA Tournament, becoming one of the top-eight national seeds for the sixth time in seven years, and swept through the Gainesville Regional. In its NCAA opener, Florida blanked fourth-seeded Florida A&M, 19-0, as right-handers Logan Shore, Frank Rubio and Shaun Anderson combined on a three-hit shutout and Regional Most Outstanding Player Schwarz went 4-for-5 and drove in five runs. The Orange and Blue handled third-seeded USF, 8-2, in a winner's bracket matchup on Saturday night behind seven shutout innings from Puk and two-run homers by Harrison Bader and Reed. UF then edged second-seeded Florida Atlantic on Sunday, 2-1, when Schwarz delivered the go-ahead RBI single in the sixth inning and right-hander Alex Faedo allowed one run over a career-high six innings. Bader, Puk, Reed and Jeremy Vasquez joined Schwarz on the All-Regional Team.

Hosting Florida State in a Super Regional for the first time since 2005, the Gators overpowered the Seminoles by scores of 13-5 and 11-4 to secure their ninth appearance at the NCAA College World Series. The clubs set a two-game series attendance record at McKethan Stadium by drawing 11,481 fans. In the opener, Shore tossed 5.2 shutout innings and Mike Rivera and Josh Tobias drove in three runs apiece to lead an 11-hit outburst. UF burst out of the gates with four runs in the opening frame and had ballooned its margin to 13-0 in the seventh inning. Behind three RBI apiece from Bader and Schwarz, and a total of four homers, O'Sullivan's crew secured its journey to Omaha with a seven-run triumph. Schwarz belted a pair of homers to establish the program's single-season mark by a freshman and was 5-for-7 (.714) with six runs and five RBI in the two games. Bobby Poyner twirled five shutout innings in his final home appearance to collect the victory.

In its opener at TD Ameritrade Park Omaha, the Gators erupted for 11 runs in the fourth inning and tallied 14 hits in a 15-3 victory over Miami. Alonso and Tobias each contributed three RBI, while Shore collected the win. After a 1-0 defeat to Virginia, Florida rebounded to oust the Hurricanes, 10-2, behind a barrage of four homers and a seven-strikeout performance by righty Alex Faedo. UF forced a rematch with the Cavaliers by scoring four runs in the third and five in the fifth on the way to a 10-5 victory. The Gators' season ended with a 5-4 setback to UVa, which captured its first national title by defeating Vanderbilt.

### GATORS AT A GLANCE

**Overall:** 52-18

**SEC Record (Finish):** 19-11 (4th)

**Postseason:** 4-1 at SEC Tourney (Champion), 3-0 at NCAA Gainesville Regional, 2-0 at NCAA Gainesville Super Regional, 3-2 at NCAA College World Series

**Final Rankings:** 3rd in Baseball America, Collegiate Baseball & USA Today

### 2015 ROSTER

|                   |        |
|-------------------|--------|
| Peter Alonso      | 1B     |
| Shaun Anderson    | RHP    |
| Harrison Bader    | OF     |
| Logan Browning    | OF/LHP |
| Tyler Deel        | LHP/OF |
| Dane Dunning      | RHP    |
| Alex Faedo        | RHP    |
| Mike Fahrman      | C      |
| Dalton Guthrie    | INF    |
| Eric Hanhold      | RHP    |
| Christian Hicks   | INF    |
| Mark Kolozsvary   | C      |
| Taylor Lane       | INF    |
| Ryan Larson       | OF     |
| Taylor Lewis      | RHP    |
| Jason Lombardozzi | INF    |
| Richie Martin     | INF    |
| Brett Morales     | RHP    |
| Scott Moss        | LHP    |
| Bobby Poyner      | LHP    |
| A.J. Puk          | LHP/1B |
| Buddy Reed        | OF     |
| Aaron Rhodes      | RHP    |
| Mike Rivera       | C      |
| Frank Rubio       | RHP    |
| JJ Schwarz        | C      |
| Logan Shore       | RHP    |
| Kirby Sneed       | LHP    |
| John Sternagel    | INF    |
| Josh Tobias       | INF    |
| Jeremy Vasquez    | 1B/OF  |
| Mike Vinson       | RHP    |
| Danny Young       | LHP    |

**Head Coach:** Kevin O'Sullivan

**Assistant Coaches:** Craig Bell, Brad Weitzel, Don Norris




The Gators reached the College World Series for the fourth time in six years after cruising through the Regional and Super Regional rounds at McKethan Stadium.

# GATORS ON DRAFT DAY

| Year | Player           | Pos. | Team                 | Round | Phase          |
|------|------------------|------|----------------------|-------|----------------|
| 1965 | Charles Casey    | RHP  | Kansas City A's      | 15    | June Regular   |
| 1966 | Adrian Zabala*   | RHP  | Los Angeles Dodgers  | 58    | June Regular   |
|      | Kelly Prior*     | RHP  | New York Yankees     | 59    | June Regular   |
| 1967 | Kelly Prior*     | RHP  | Kansas City A's      | 8     | Jan. Secondary |
|      | Kelly Prior*     | RHP  | Kansas City A's      | 8     | June Secondary |
|      | Adrian Zabala*   | RHP  | Cleveland Indians    | 10    | Jan. Secondary |
| 1968 | Glen Pickren*    | RHP  | Washington Senators  | 2     | June Secondary |
|      | Nicholas Nicosia | OF   | Minnesota Twins      | 32    | June Regular   |
| 1969 | Glen Pickren*    | RHP  | Baltimore Orioles    | 10    | Jan. Secondary |
|      | Richard Trapp    | SS   | Kansas City Royals   | 12    | Jan. Secondary |
| 1970 | Gus McThery      | OF/C | Milwaukee Brewers    | 3     | Jan. Regular   |
|      | Thomas Seybold*  | LHP  | Baltimore Orioles    | 28    | June Regular   |
| 1971 | Thomas Seybold*  | LHP  | Baltimore Orioles    | 6     | Jan. Secondary |
| 1974 | John Fuller      | C    | Cincinnati Reds      | 26    | June Regular   |
| 1975 | David Bowden     | SS   | Detroit Tigers       | 22    | June Regular   |
| 1977 | Roger Holt       | SS   | New York Yankees     | 4     | June Regular   |
|      | Joseph Ward      | OF   | San Francisco Giants | 19    | June Regular   |
|      | Ross Baumgarten  | LHP  | Chicago White Sox    | 20    | June Regular   |
| 1978 | Jim Watkins*     | C    | Atlanta Braves       | 1     | June Secondary |
|      | Craig Pippin     | RHP  | Kansas City Royals   | 30    | June Regular   |
| 1979 | Marc Sullivan    | C    | Boston Red Sox       | 2     | June Regular   |
|      | Jim Watkins*     | OF   | Boston Red Sox       | 5     | June Regular   |
|      | Charles Sandberg | 1B   | Boston Red Sox       | 9     | June Regular   |
|      | Rob Teegarden    | OF   | New York Yankees     | 17    | June Regular   |
|      | Pete Teixeira    | RHP  | Atlanta Braves       | 19    | June Regular   |
|      | Larry Hall       | SS   | Chicago White Sox    | 21    | June Regular   |
| 1980 | David Banes      | 3B   | New York Yankees     | 16    | June Regular   |
| 1981 | Rob Murphy       | LHP  | Cincinnati Reds      | 1     | Jan. Secondary |
|      | Randy O'Neal     | RHP  | Detroit Tigers       | 1     | June Secondary |
|      | Dave Falcone     | 1B   | Baltimore Orioles    | 5     | June Regular   |
|      | Steve Lombardozi | SS   | Minnesota Twins      | 9     | June Regular   |
|      | Ron Cardieri     | C    | Baltimore Orioles    | 11    | June Regular   |
|      | Glenn Carpenter  | OF   | Houston Astros       | 25    | June Regular   |
|      | Larry Mikesell   | LHP  | New York Yankees     | 28    | June Regular   |

|      |                  |        |                     |    |                |
|------|------------------|--------|---------------------|----|----------------|
| 1985 | Scott Ruskin*    | OF/LHP | Cleveland Indians   | 3  | June Regular   |
|      | Scott Lusader    | OF     | Detroit Tigers      | 6  | June Regular   |
|      | Jeff Fischer     | RHP    | Montreal Expos      | 7  | June Regular   |
|      | Chris Lombardozi | SS     | New York Yankees    | 9  | June Regular   |
|      | Mike Stanley     | 1B     | Texas Rangers       | 16 | June Regular   |
|      | Stan Fascher     | RHP    | Houston Astros      | 24 | June Regular   |
|      | David Lee        | RHP    | Chicago White Sox   | 25 | June Regular   |
| 1986 | Scott Ruskin*    | OF     | Montreal Expos      | 1  | Jan. Secondary |
|      | Steve Rosenberg  | LHP    | New York Yankees    | 4  | June Regular   |
|      | Scott Clemo      | INF    | Montreal Expos      | 14 | June Regular   |
|      | Daryl Boyd       | RHP    | Pittsburgh Pirates  | 27 | June Regular   |
|      | Tim Touma        | 2B     | Montreal Expos      | -- | Free Agent     |
| 1987 | Rodney Brewer    | 1B/OF  | St. Louis Cardinals | 5  | June Regular   |
|      | Ken Sebree       | RHP    | St. Louis Cardinals | 13 | June Regular   |
|      | Mike Parks       | RHP    | Los Angeles Dodgers | 22 | June Regular   |
|      | Joey Fernandez   | OF     | St. Louis Cardinals | 26 | June Regular   |
|      | Ed Shea          | C      | Pittsburgh Pirates  | 29 | June Regular   |



A third-round pick by the Los Angeles Angels of Anaheim in 2011, left-hander Nick Maronde became the first Gator called up to the Big Leagues in Kevin O'Sullivan's tenure in September 2012.




Catcher Mike Zunino was taken third overall in the 2012 Major League Baseball Draft by the Seattle Mariners, becoming the highest selection in school history.


|      |                |        |                      |    |                |
|------|----------------|--------|----------------------|----|----------------|
| 1982 | Rick Bombard   | RHP    | Houston Astros       | 10 | June Regular   |
| 1983 | Rich Rice      | RHP    | Baltimore Orioles    | 1  | June Secondary |
|      | Robby Thompson | SS     | San Francisco Giants | 1  | June Secondary |
|      | Bruce Crabbe*  | INF    | Cleveland Indians    | 14 | June Regular   |
| 1984 | Russ Kibler    | RHP    | Oakland Athletics    | 4  | June Regular   |
|      | Scott Ruskin*  | OF/LHP | Texas Rangers        | 4  | June Regular   |
|      | Bruce Crabbe*  | SS     | Chicago Cubs         | 19 | June Regular   |
|      | Clay Daniel    | LHP    | Cincinnati Reds      | 20 | June Regular   |
|      | Tim Owen       | C      | Texas Rangers        | 29 | June Regular   |

|      |                   |     |                      |    |              |
|------|-------------------|-----|----------------------|----|--------------|
| 1988 | Joe Klancnik      | RHP | Montreal Expos       | 10 | June Regular |
|      | Julio Mendez      | SS  | St. Louis Cardinals  | 18 | June Regular |
|      | Brian Reimnsnyder | OF  | New York Yankees     | 47 | June Regular |
|      | Jose Fernandez*   | C   | Kansas City Royals   | 48 | June Regular |
| 1989 | Jamie McAndrew    | RHP | Los Angeles Dodgers  | 1  | June Regular |
|      | Jeff Gidcumb      | RHP | San Francisco Giants | 13 | June Regular |
|      | Jose Fernandez*   | C   | St. Louis Cardinals  | 14 | June Regular |
|      | Todd McCray*      | RHP | Oakland Athletics    | 27 | June Regular |
|      | Johnny Wiggs      | LHP | Seattle Mariners     | -- | Free Agent   |
| 1990 | Todd Douma        | RHP | New York Mets        | 14 | June Regular |
|      | Todd McCray*      | RHP | California Angels    | 17 | June Regular |
|      | Billy Minnis      | 2B  | California Angels    | -- | Free Agent   |
|      | Mike Moberg       | OF  | Montreal Expos       | -- | Free Agent   |
| 1991 | John Burke*       | RHP | Houston Astros       | 1  | June Regular |
|      | Herbert Perry     | 3B  | Cleveland Indians    | 3  | June Regular |
|      | Mario Linares     | C   | Houston Astros       | 18 | June Regular |
|      | Dave Majeski*     | OF  | Cleveland Indians    | 34 | June Regular |
|      | Cord Corbitt      | LHP | San Diego Padres     | -- | Free Agent   |
| 1992 | John Burke*       | RHP | Colorado Rockies     | 1  | June Regular |
|      | John Pricher      | RHP | California Angels    | 22 | June Regular |
|      | Kevin Polcovich   | SS  | Pittsburgh Pirates   | 30 | June Regular |
|      | Ted Rich          | 2B  | Chicago White Sox    | 32 | June Regular |
|      | Dave Majeski      | OF  | Milwaukee Brewers    | 34 | June Regular |
|      | Brent Killen      | 1B  | Detroit Tigers       | -- | Free Agent   |
|      | Brian Purvis      | OF  | Houston Astros       | -- | Free Agent   |
| 1993 | Marc Valdes       | RHP | Florida Marlins      | 1  | June Regular |
|      | Ron Scott         | LHP | St. Louis Cardinals  | 34 | June Regular |
|      | Bo Camposano      | OF  | Northern League      | -- | Free Agent   |
|      | Steve Dailey      | OF  | Northern League      | -- | Free Agent   |
|      | Shane McGinnis    | 3B  | Chicago Cubs         | -- | Free Agent   |
|      | David Valdes      | 2B  | Los Angeles Dodgers  | -- | Free Agent   |

# GATORS ON DRAFT DAY



A two-time All-South Region and All-SEC recipient in 1984 and 1985, Scott Ruskin enjoyed a four-year Major League career with the Cincinnati Reds, Montreal Expos and Pittsburgh Pirates.



Jim Watkins was the initial Gator to be taken in the first round when he was chosen by the Atlanta Braves in the 1978 Draft.

|      |                   |           |                       |           |              |
|------|-------------------|-----------|-----------------------|-----------|--------------|
| 1994 | Rob Bonanno       | RHP       | California Angels     | 10        | June Regular |
|      | Robert Dodd       | LHP       | Philadelphia Phillies | 14        | June Regular |
|      | Brian Duva        | OF        | Cleveland Indians     | 29        | June Regular |
|      | Todd Brown        | OF        | Baltimore Orioles     | 39        | June Regular |
|      | Chan Perry        | 1B        | Cleveland Indians     | 44        | June Regular |
| 1996 | Paul Rigdon       | RHP       | Cleveland Indians     | 6         | June Regular |
|      | John Kaufman      | LHP       | Tampa Bay Devil Rays  | 15        | June Regular |
|      | Chuck Hazzard     | DH        | New York Yankees      | 18        | June Regular |
|      | John Tamargo      | SS        | New York Mets         | 21        | June Regular |
|      | Eric Castaldo     | C         | Atlanta Braves        | --        | Free Agent   |
| 1997 | David Eckstein    | 2B        | Boston Red Sox        | 19        | June Regular |
| 1998 | Brad Wilkerson    | 1B/OF/LHP | Montreal Expos        | 1 (33)    | June Regular |
|      | Josh Fogg         | RHP       | Chicago White Sox     | 3 (89)    | June Regular |
|      | David Ross        | C         | Los Angeles Dodgers   | 7 (216)   | June Regular |
|      | Derek Nicholson   | OF        | Houston Astros        | 16 (482)  | June Regular |
|      | Todd Johannes*    | C         | Chicago White Sox     | 23 (689)  | June Regular |
|      | Tommy Bond        | RHP       | Anaheim Angels        | 25 (751)  | June Regular |
|      | Michael Gray      | RHP       | Pittsburgh Pirates    | --        | Free Agent   |
| 1999 | Matt McClendon    | RHP       | Atlanta Braves        | 5 (174)   | June Regular |
|      | Greg Catalanotte  | OF        | Colorado Rockies      | 8 (250)   | June Regular |
|      | Mark Ellis        | SS        | Kansas City Royals    | 9 (271)   | June Regular |
|      | Mike Floyd        | OF        | St. Louis Cardinals   | 22 (672)  | June Regular |
|      | Ben Grezlovski    | RHP       | Anaheim Angels        | 24 (731)  | June Regular |
|      | Dwight Edge       | OF        | Oakland Athletics     | 30 (903)  | June Regular |
|      | Todd Johannes*    | C         | Montreal Expos        | 35 (1050) | June Regular |
|      | Dock Pollard      | OF        | Pittsburgh Pirates    | 49 (1436) | June Regular |
| 2000 | Tim Olson         | OF        | Arizona Diamondbacks  | 7 (219)   | June Regular |
|      | Tony Socarras     | C         | Anaheim Angels        | 18 (530)  | June Regular |
|      | Mike Smalley      | LHP       | Atlanta Braves        | 23 (700)  | June Regular |
|      | Kurt Keene        | INF       | Toronto Blue Jays     | 24 (718)  | June Regular |
|      | Stuart McFarland  | LHP       | Toronto Blue Jays     | 50 (1444) | June Regular |
| 2001 | Keith Ramsey*     | LHP       | Cincinnati Reds       | 11 (336)  | June Regular |
|      | Jay Belflower     | RHP       | Arizona Diamondbacks  | 17 (518)  | June Regular |
|      | Jason Dill        | OF        | Texas Rangers         | --        | Free Agent   |
| 2002 | Pat Osborn        | 3B        | Cleveland Indians     | 2 (72)    | June         |
|      | Alex Hart         | RHP       | Pittsburgh Pirates    | 5 (133)   | June         |
|      | Mark Kiger        | INF       | Oakland Athletics     | 5 (158)   | June         |
|      | Keith Ramsey*     | LHP       | Cleveland Indians     | 10 (304)  | June         |
|      | Ryan Shealy       | 1B        | Colorado Rockies      | 11 (321)  | June         |
|      | Aaron Sobieraj    | OF        | San Francisco Giants  | 13 (397)  | June         |
|      | Kevin Coleman     | RHP       | St. Louis Cardinals   | 24 (732)  | June         |
|      | Aaron Davidson    | 2B        | Cleveland Indians     | 46 (1375) | June         |
| 2003 | Ben Harrison*     | OF        | Cleveland Indians     | 4 (108)   | June         |
|      | C.J. Smith*       | 1B        | Pittsburgh Pirates    | 6 (165)   | June         |
|      | Brett Dowdy       | 2B/3B     | Los Angeles Dodgers   | 9 (271)   | June         |
|      | Ryan Sadowski     | RHP       | San Francisco Giants  | 12 (363)  | June         |
|      | Brian Rose        | C         | Arizona Diamondbacks  | 14 (426)  | June         |
|      | Mario Garza       | OF/DH     | Houston Astros        | 25 (749)  | June         |
|      | Fritz Reichardt   | OF        | New York Mets         | --        | Free Agent   |
| 2004 | Justin Hoyman     | RHP       | Cleveland Indians     | 2 (47)    | June         |
|      | C.J. Smith*       | OF/1B     | Baltimore Orioles     | 5 (139)   | June         |
|      | Ben Harrison*     | OF        | Texas Rangers         | 7 (201)   | June         |
|      | Jonathan Tucker   | INF       | Baltimore Orioles     | 20 (589)  | June         |
|      | Jeff Corsaletti*  | OF        | Cleveland Indians     | 22 (647)  | June         |
|      | Austin Easley     | 1B        | Boston Red Sox        | 47 (1409) | June         |
| 2005 | Jeff Corsaletti*  | OF        | Boston Red Sox        | 6 (198)   | June         |
|      | Alan Horne        | RHP       | New York Yankees      | 11 (349)  | June         |
|      | Justin Tordi      | SS        | Cincinnati Reds       | 41 (1230) | June         |
|      | Connor Falkenbach | RHP       | Toronto Blue Jays     | 43 (1282) | June         |

|      |                  |     |                        |           |            |
|------|------------------|-----|------------------------|-----------|------------|
|      | Tommy Boss       | RHP | Boston Red Sox         | --        | Free Agent |
|      | Mike Pete        | LHP | L.A. Angels of Anaheim | --        | Free Agent |
| 2006 | Adam Davis       | SS  | Cleveland Indians      | 3 (101)   | June       |
|      | Brian Jeroloman  | C   | Toronto Blue Jays      | 6 (180)   | June       |
|      | Gavin Dickey     | OF  | Seattle Mariners       | 12 (351)  | June       |
|      | Matt LaPorta*    | 1B  | Boston Red Sox         | 14 (433)  | June       |
|      | Bryan Ball       | RHP | Seattle Mariners       | 27 (801)  | June       |
|      | David Cash       | 3B  | Baltimore Orioles      | 40 (1195) | June       |
|      | Darren O'Day     | RHP | L.A. Angels of Anaheim | --        | Free Agent |
| 2007 | Matt LaPorta*    | 1B  | Milwaukee Brewers      | 1 (7)     | June       |
|      | Bryan Augenstein | RHP | Arizona Diamondbacks   | 7 (223)   | June       |
|      | Brian Leclerc    | OF  | Chicago Cubs           | 31 (937)  | June       |
|      | Michael Branham  | RHP | Philadelphia Phillies  | 39 (1182) | June       |
|      | David Hurst      | RHP | L.A. Angels of Anaheim | --        | Free Agent |
| 2008 | Cole Figueroa    | SS  | San Diego Padres       | 6 (195)   | June       |
|      | Avery Barnes*    | OF  | Washington Nationals   | 40 (1201) | June       |
|      | Josh Edmondson   | RHP | L.A. Angels of Anaheim | 41 (1249) | June       |
|      | Jon Townsend     | 3B  | L.A. Angels of Anaheim | --        | Free Agent |
| 2009 | Billy Bullock    | RHP | Minnesota Twins        | 2 (70)    | June       |
|      | Avery Barnes*    | OF  | Colorado Rockies       | 11 (331)  | June       |
|      | Tony Davis       | LHP | Minnesota Twins        | 12 (372)  | June       |
|      | Matt den Dekker* | OF  | Pittsburgh Pirates     | 16 (475)  | June       |
|      | Patrick Keating  | RHP | Kansas City Royals     | 20 (602)  | June       |
|      | Buddy Munroe     | C   | Minnesota Twins        | 22 (672)  | June       |
|      | Stephen Locke    | LHP | L.A. Angels of Anaheim | 22 (681)  | June       |
|      | Mike Mooney      | SS  | Baltimore Orioles      | 23 (686)  | June       |
|      | Riley Cooper     | OF  | Texas Rangers          | 25 (754)  | June       |
|      | Kevin Chapman*   | LHP | Chicago White Sox      | 50 (1513) | June       |
|      | Brandon McArthur | 3B  | Frontier League        | --        | Free Agent |



Brian Duva paced the Orange and Blue's offense in at bats, runs, stolen bases and walks in both 1993 and 1994 and was picked by the Cleveland Indians following his senior campaign.



A fixture on the school's all-time statistical chart for both batting and pitching, Brad Wilkerson was a first-round choice of the Montreal Expos in 1998.

|      |                    |        |                        |           |            |
|------|--------------------|--------|------------------------|-----------|------------|
| 2010 | Kevin Chapman*     | LHP    | Kansas City Royals     | 4 (119)   | June       |
|      | Matt den Dekker*   | OF     | New York Mets          | 5 (152)   | June       |
|      | Tommy Toledo*      | RHP    | Minnesota Twins        | 32 (975)  | June       |
|      | Hampton Tignor     | C      | L.A. Angels of Anaheim | 36 (1104) | June       |
|      | Justin Poovey      | RHP    | L.A. Angels of Anaheim | 41 (1254) | June       |
|      | Matt Campbell*     | RHP    | Cincinnati Reds        | 43 (1297) | June       |
|      | Jeff Barfield      | RHP    | Detroit Tigers         | --        | Free Agent |
|      | Jonathan Pigott    | OF     | Atlanta Braves         | --        | Free Agent |
| 2011 | Nick Maronde       | LHP    | L.A. Angels of Anaheim | 3 (104)   | June       |
|      | Anthony DeSclafani | RHP    | Toronto Blue Jays      | 6 (199)   | June       |
|      | Alex Panteliodis   | RHP    | New York Mets          | 9 (282)   | June       |
|      | Tommy Toledo*      | RHP    | Milwaukee Brewers      | 11 (341)  | June       |
|      | Josh Adams         | 2B     | Florida Marlins        | 13 (403)  | June       |
|      | Preston Tucker*    | 1B/OF  | Colorado Rockies       | 16 (498)  | June       |
|      | Ben McMahan        | C      | Milwaukee Brewers      | 23 (701)  | June       |
|      | Matt Campbell*     | RHP    | Philadelphia Phillies  | 24 (751)  | June       |
|      | Greg Larson*       | RHP    | L.A. Angels of Anaheim | 29 (885)  | June       |
|      | Bryson Smith       | OF     | Cincinnati Reds        | 34 (1045) | June       |
|      | Tyler Thompson     | OF     | Washington Nationals   | 46 (1387) | June       |
| 2012 | Mike Zunino        | C      | Seattle Mariners       | 1 (3)     | June       |
|      | Brian Johnson      | LHP/1B | Boston Red Sox         | 1 (31)    | June       |
|      | Nolan Fontana      | SS     | Houston Astros         | 2 (61)    | June       |
|      | Steven Rodriguez   | LHP    | Los Angeles Dodgers    | 2 (82)    | June       |
|      | Austin Maddox      | RHP    | Boston Red Sox         | 3 (118)   | June       |
|      | Preston Tucker*    | OF     | Houston Astros         | 7 (219)   | June       |
|      | Hudson Randall     | RHP    | Detroit Tigers         | 7 (244)   | June       |
|      | Daniel Pigott      | OF     | Cincinnati Reds        | 9 (292)   | June       |
|      | Greg Larson*       | RHP    | Boston Red Sox         | 20 (631)  | June       |

## GATORS ON DRAFT DAY

|      |                   |     |                        |           |      |
|------|-------------------|-----|------------------------|-----------|------|
| 2013 | Jonathon Crawford | RHP | Detroit Tigers         | 1 (20)    | June |
|      | Daniel Gibson     | LHP | Arizona Diamondbacks   | 7 (210)   | June |
|      | Taylor Ratliff    | OF  | Arizona Diamondbacks   | 13 (390)  | June |
|      | Johnny Magliozzi  | RHP | New York Mets          | 17 (506)  | June |
|      | Cody Dent         | SS  | Washington Nationals   | 22 (676)  | June |
|      | Jeff Driskel      | OF  | Boston Red Sox         | 29 (863)  | June |
|      | Karsten Whitson*  | RHP | Washington Nationals   | 37 (1126) | June |
| 2014 | Taylor Gushue     | C   | Pittsburgh Pirates     | 4 (131)   | June |
|      | Justin Shafer     | RHP | Toronto Blue Jays      | 8 (234)   | June |
|      | Karsten Whitson*  | RHP | Boston Red Sox         | 11 (344)  | June |
|      | Casey Turgeon     | 2B  | St. Louis Cardinals    | 24 (735)  | June |
|      | Ryan Harris       | RHP | Boston Red Sox         | 26 (794)  | June |
|      | Keenan Kish       | RHP | Cincinnati Reds        | 34 (1025) | June |
| 2015 | Richie Martin     | SS  | Oakland Athletics      | 1 (20)    | June |
|      | Harrison Bader    | OF  | St. Louis Cardinals    | 3 (100)   | June |
|      | Eric Hanhold      | RHP | Milwaukee Brewers      | 6 (181)   | June |
|      | Danny Young       | LHP | Toronto Blue Jays      | 8 (242)   | June |
|      | Taylor Lewis      | RHP | Atlanta Braves         | 9 (270)   | June |
|      | Josh Tobias       | 3B  | Philadelphia Phillies  | 10 (294)  | June |
|      | Bobby Poyner      | LHP | Boston Red Sox         | 14 (411)  | June |
|      | Mike Vinson       | RHP | Detroit Tigers         | 24 (730)  | June |
|      | Aaron Rhodes      | RHP | L.A. Angels of Anaheim | 28 (855)  | June |

Major League Baseball originally held January and June drafts as well as a late-summer selection of American Legion players (dropped after 1966). The January (eliminated in 1987) and June processes involved a secondary phase for previously drafted but unsigned players. That also was shelved in 1987. Teams unable to sign first-rounders were allotted a supplemental first-round pick the following June.

\*Adrian Zabala, Kelly Prior (twice), Glen Pickren, Thomas Seybold, Jim Watkins, Bruce Crabbe, Scott Ruskin (twice), Jose Fernandez, Todd McCray, John Burke, Dave Majeski, Todd Johannes, Keith Ramsey, Ben Harrison, C.J. Smith, Jeff Corsaletti, Matt LaPorta, Avery Barnes, Kevin Chapman, Matt den Dekker, Tommy Toledo, Matt Campbell, Preston Tucker, Greg Larson and Karsten Whitson were drafted multiple times because they did not originally sign.

**TOTALS: 179 individuals drafted; 16 First-Round Draft Choices; 23 Free Agents signed**

# GATORS IN THE MAJOR LEAGUES

## FORMER UF PLAYERS WHO HAVE PLAYED IN THE MAJOR LEAGUES (62)


| Player                     | Pos.       | MLB Debut   | Years in Majors | Years at Florida | MLB Teams   |
|----------------------------|------------|-------------|-----------------|------------------|---|
| Augenstein, Bryan          | P          | 2009        | 2               | 2005-07          | Arizona Diamondbacks (2009), St. Louis Cardinals (2011)   |
| Aust, Dennis               | P          | 1965        | 2               | 1958-61          | St. Louis Cardinals (1965-66)   |
| Baumgarten, Ross           | P          | 1978        | 5               | 1975-78          | Chicago White Sox (1978-81), Pittsburgh Pirates (1982)  |
| Boney, Henry               | P          | 1927        | 1               | 1926-27          | New York Giants (1927)  |
| Brewer, Rodney             | 1B/OF      | 1990        | 4               | 1985-87          | St. Louis Cardinals (1990-93)   |
| Burke, John                | P          | 1996        | 2               | 1990-92          | Colorado Rockies (1996-97)  |
| Burnett, John              | INF        | 1927        | 9               | 1926             | Cleveland Indians (1927-34), St. Louis Browns (1935)  |
| Chaplin, James             | P          | 1928        | 4               | 1925-27          | New York Giants (1928-30), Boston Bees (1936)   |
| <b>Chapman, Kevin</b>      | <b>P</b>   | <b>2013</b> | <b>2</b>        | <b>2007-10</b>   | <b>Houston Astros (2013-15)</b>   |
| Corbett, Doug              | P          | 1980        | 8               | 1970-74          | Minnesota Twins (1980-82), California Angels (1982-86), Baltimore Orioles (1987)  |
| <b>den Dekker, Matt</b>    | <b>OF</b>  | <b>2013</b> | <b>2</b>        | <b>2007-10</b>   | <b>New York Mets (2013-14)</b><br><b>Washington Nationals (2015)</b>  |
| <b>DeSclafani, Anthony</b> | <b>P</b>   | <b>2014</b> | <b>1</b>        | <b>2009-11</b>   | <b>Miami Marlins (2014)</b><br><b>Cincinnati Reds (2015)</b>  |
| Dodd, Robert               | P          | 1998        | 1               | 1994             | Philadelphia Phillies (1998)  |
| Eckstein, David            | SS/2B      | 2001        | 10              | 1994-97          | Anaheim Angels (2001-04), St. Louis Cardinals (2005-07), Toronto Blue Jays (2008), Arizona Diamondbacks (2008), San Diego Padres (2009-10)  |
| Eiland, Dave               | P          | 1989        | 10              | 1985             | New York Yankees (1988-91, 1995), San Diego Padres (1992-93), Tampa Bay Devil Rays (1998-2000)  |
| Ellis, Mark                | INF        | 2002        | 12              | 1996-99          | Oakland Athletics (2002-11), Colorado Rockies (2011), Los Angeles Dodgers (2012-13), St. Louis Cardinals (2014)   |
| Ferrazzi, William          | P          | 1935        | 1               | 1933-35          | Philadelphia Athletics (1935)   |
| <b>Figueroa, Cole</b>      | <b>INF</b> | <b>2014</b> | <b>1</b>        | <b>2007-08</b>   | <b>Tampa Bay Rays (2014)</b><br><b>New York Yankees (2015)</b>  |
| Fischer, Jeff              | P          | 1987        | 2               | 1984-85          | Montreal Expos (1987), Los Angeles Dodgers (1989)   |
| Fogg, Josh                 | P          | 2001        | 9               | 1996-98          | Chicago White Sox (2001), Pittsburgh Pirates (2002-05), Colorado Rockies (2006-07, 2009), Cincinnati Reds (2008)  |
| Graham, William            | P          | 1966        | 2               | 1955-56          | Detroit Tigers (1966), New York Mets (1967)   |
| Guise, Witt                | P          | 1940        | 1               | 1929-30          | Cincinnati Reds (1940)  |
| Holt, Roger                | 2B         | 1980        | 1               | 1975-77          | New York Yankees (1980)   |
| Jeroloman, Brian           | C          | 2011        | 1               | 2004-07          | Toronto Blue Jays (2011)  |
| <b>Johnson, Brian</b>      | <b>P</b>   | <b>2015</b> | <b>1</b>        | <b>2010-12</b>   | <b>Boston Red Sox (2015)</b>  |
| Kiger, Mark                | 2B         | 2006        | 1               | 2000-02          | Oakland Athletics (2006)  |
| LaPorta, Matt              | 1B/OF      | 2009        | 4               | 2004-07          | Cleveland Indians (2009-12)   |
| Lombardozi, Steve          | 2B         | 1985        | 6               | 1980-81          | Minnesota Twins (1985-88), Houston Astros (1989-90)   |
| Lusader, Scott             | OF         | 1987        | 5               | 1984-85          | Detroit Tigers (1987-90), New York Yankees (1991)   |
| <b>Maronde, Nick</b>       | <b>P</b>   | <b>2012</b> | <b>3</b>        | <b>2009-11</b>   | <b>Los Angeles Angels of Anaheim (2012-14)</b>  |
| McAndrew, Jamie            | P          | 1995        | 3               | 1987-89          | Milwaukee Brewers (1995-97)   |
| Murphy, Rob                | P          | 1985        | 11              | 1979-80          | Cincinnati Reds (1985-88), Boston Red Sox (1989-90), Seattle Mariners (1991), Houston Astros (1992), St. Louis Cardinals (1993-94), New York Yankees (1994), Los Angeles Dodgers (1995), Florida Marlins (1995) |
| <b>O'Day, Darren</b>       | <b>P</b>   | <b>2008</b> | <b>7</b>        | <b>2003-06</b>   | <b>Los Angeles Angels of Anaheim (2008)</b> ,<br><b>New York Mets (2009)</b> ,<br><b>Texas Rangers (2009-11)</b> ,<br><b>Baltimore Orioles (2012-15)</b>  |
| Olson, Tim                 | INF        | 2004        | 2               | 2000             | Arizona Diamondbacks (2004), Colorado Rockies (2005)  |
| O'Neal, Randy              | P          | 1984        | 7               | 1981             | Detroit Tigers (1984-86), Atlanta Braves (1987), St. Louis Cardinals (1987-88), Philadelphia Phillies (1989), San Francisco Giants (1990)   |
| Ortiz, Javier              | OF         | 1990        | 2               | 1982             | Houston Astros (1990-91)  |
| Perez, Mike                | P          | 1991        | 8               | 1985             | St. Louis Cardinals (1990-94), Chicago Cubs (1995-96), Kansas City Royals (1997)  |
| Perry, Chan                | INF/OF     | 2000        | 2               | 1993-94          | Cleveland Indians (2000), Kansas City Royals (2002)   |
| Perry, Herbert             | INF        | 1994        | 9               | 1988-91          | Cleveland Indians (1994-96), Tampa Bay Devil Rays (1999-2000), Chicago White Sox (2000-01), Texas Rangers (2002-04)   |

|                          |               |             |           |                |  |
|--------------------------|---------------|-------------|-----------|----------------|--|
| Polcovich, Kevin         | INF           | 1997        | 2         | 1991-92        | Pittsburgh Pirates (1997-98)   |
| Porter, Ned              | P             | 1926        | 2         | 1924-26        | New York Giants (1926-27)  |
| Ramsey, William          | OF            | 1945        | 1         | 1939-40        | Boston Braves (1945)   |
| <b>Raburn, Ryan</b>      | <b>INF/OF</b> | <b>2004</b> | <b>9</b>  | <b>2000</b>    | <b>Detroit Tigers (2004, 07-12)</b><br><b>Cleveland Indians (2013-15)</b>  |
| Richbourg, Lance         | OF            | 1921        | 8         | 1919           | Philadelphia Phillies (1921), Washington Senators (1924), Boston Braves (1927-31), Chicago Cubs (1932)   |
| Rigdon, Paul             | P             | 2000        | 2         | 1996           | Cleveland Indians (2000-01), Milwaukee Brewers (2001)  |
| <b>Rodriguez, Steven</b> | <b>P</b>      | <b>2012</b> | <b>3</b>  | <b>2010-12</b> | <b>Los Angeles Dodgers (2012-15)</b>   |
| Rosen, Al                | 3B/1B         | 1947        | 10        | 1941-42        | Cleveland Indians (1947-56)  |
| Rosenberg, Steve         | P             | 1989        | 4         | 1985-86        | Chicago White Sox (1988-90), San Diego Padres (1991)   |
| <b>Ross, David</b>       | <b>C</b>      | <b>2002</b> | <b>13</b> | <b>1998</b>    | <b>Los Angeles Dodgers (2002-04)</b> ,<br><b>Pittsburgh Pirates (2005)</b> ,<br><b>San Diego Padres (2005)</b> ,<br><b>Cincinnati Reds (2006-08)</b> ,<br><b>Boston Red Sox (2008, 13-14)</b> ,<br><b>Atlanta Braves (2009-12)</b><br><b>Chicago Cubs (2015)</b> |
| Ruskin, Scott            | P             | 1990        | 4         | 1982-85        | Pittsburgh Pirates (1990), Montreal Expos (1990-91), Cincinnati Reds (1992-93)   |
| Sadowski, Ryan           | P             | 2009        | 1         | 2002           | San Francisco Giants (2009)  |
| Shealy, Ryan             | 1B            | 2005        | 5         | 1999-2002      | Colorado Rockies (2005-06), Kansas City Royals (2006-08), Boston Red Sox (2010)  |
| Stanley, Mike            | C             | 1986        | 15        | 1982-85        | Texas Rangers (1986-91), New York Yankees (1992-95, 1997), Boston Red Sox (1996-97, 1998-2000), Toronto Blue Jays (1998), Oakland Athletics (2000)   |
| Sullivan, Haywood        | C             | 1955        | 7         | 1949-52        | Boston Red Sox (1955, 57, 59-60), Kansas City Athletics (1961-63)  |
| Sullivan, Marc           | C             | 1982        | 5         | 1977-79        | Boston Red Sox (1982, 84-87)   |
| Testa, Nicholas          | C             | 1958        | 1         | 1945-46        | San Francisco Giants (1958)  |
| Thompson, Robby          | 2B            | 1986        | 11        | 1983           | San Francisco Giants (1986-96)   |
| <b>Tucker, Preston</b>   | <b>OF</b>     | <b>2015</b> | <b>1</b>  | <b>2009-12</b> | <b>Houston Astros (2015)</b>   |
| Valdes, Marc             | P             | 1995        | 6         | 1990-92        | Florida Marlins (1995-96), Montreal Expos (1997-98), Houston Astros (2000), Atlanta Braves (2001)  |
| Wilkerson, Brad          | OF/1B         | 2001        | 8         | 1996-98        | Montreal Expos (2001-04), Washington Nationals (2005), Texas Rangers (2006-07), Seattle Mariners (2008), Toronto Blue Jays (2008)  |
| Willis, Dale             | P             | 1963        | 1         | 1954-56        | Kansas City Athletics (1963)   |
| <b>Zunino, Mike</b>      | <b>C</b>      | <b>2013</b> | <b>2</b>  | <b>2010-12</b> | <b>Seattle Mariners (2013-15)</b>  |

**BOLD** indicates current active professional player

- Eleven former Gators saw action in the Majors in 2015: Kevin Chapman (Astros), Matt den Dekker (Nationals), Anthony DeSclafani (Reds), Cole Figueroa (Yankees), Brian Johnson (Red Sox), Darren O'Day (Orioles), Ryan Raburn (Indians), Steven Rodriguez (Dodgers), David Ross (Cubs), Preston Tucker (Astros) and Mike Zunino (Mariners).
- The Gators have had 61 players chosen in the Major League Baseball Draft over the past eight years, including a school-record 11 in 2011. Before Kevin O'Sullivan's arrival, the program's high number of picks was eight in both 1999 & 2002. Florida's total of 48 Draft picks since 2010 leads the SEC and is second nationally.
- Eight players from Florida's 2010 SEC Championship team that advanced to the NCAA College World Series have already reached the Major Leagues: Chapman (Astros), den Dekker (Mets), DeSclafani (Marlins), Johnson (Red Sox), Nick Maronde (Angels), Rodriguez (Dodgers), Tucker (Astros) and Zunino (Mariners).
- Rodriguez became the first player from the 2012 MLB Draft to reach the Major Leagues, while Zunino became the first position player from that Draft class to make the Majors.
- Two first-round picks in 2012 (C Mike Zunino at No. 3 and LHP Brian Johnson at No. 31) matched the most by the Gators since 1983; RHP Jonathon Crawford was taken at No. 20 in 2013 and SS Richie Martin was No. 20 in 2015.
- Former UF catcher David Ross (1998) and the Boston Red Sox claimed the 2013 World Series with a 4-2 series victory over the St. Louis Cardinals. Ross joined six other former Gator players who have earned World Series rings – David Eckstein (2002, 2006), Witt "Lefty" Guise (1940), Steve Lombardozi (1987), Randy O'Neal (1984), Lance Richbourg (1924), Al Rosen (1948).
- Darren O'Day appeared in the 2010 World Series for the American League Champion Texas Rangers against the San Francisco Giants.
- Mike Zunino became the highest MLB Draft pick in school history when he was taken No. 3 overall by the Seattle Mariners in 2012 and the Gators have had 16 first-round selections in school history.

# GATORS IN THE MAJOR LEAGUES




A first-round pick of the San Francisco Giants in 1983, Robby Thompson became the first Florida player to win a Gold Glove Award when he was recognized for his defensive play following the 1993 season.

## DRAFT PICKS IN COACH O'SULLIVAN'S FLORIDA TENURE


| School            | 2008     | 2009      | 2010     | 2011       | 2012     | 2013     | 2014     | 2015     | Total     |
|-------------------|----------|-----------|----------|------------|----------|----------|----------|----------|-----------|
| <b>FLORIDA</b>    | <b>3</b> | <b>10</b> | <b>6</b> | <b>11*</b> | <b>9</b> | <b>7</b> | <b>6</b> | <b>9</b> | <b>61</b> |
| Vanderbilt        | 8        | 6         | 6        | 12         | 6        | 6        | 5        | 8        | 57        |
| LSU               | 7        | 6         | 7        | 7          | 5        | 9        | 5        | 8        | 54        |
| Arkansas          | 4        | 6         | 7        | 6          | 8        | 11       | 6        | 4        | 52        |
| Ole Miss          | 8        | 10        | 5        | 6          | 6        | 4        | 9        | 4        | 52        |
| South Carolina    | 7        | 6         | 7        | 11         | 5        | 4        | 7        | 3        | 50        |
| Texas A&M         | 8        | 6         | 3        | 8          | 8        | 4        | 7        | 5        | 49        |
| Georgia           | 6        | 11        | 5        | 7          | 3        | 3        | 3        | 7        | 45        |
| Kentucky          | 7        | 4         | 6        | 6          | 9        | 4        | 5        | 5        | 45        |
| Auburn            | 6        | 4         | 11       | 6          | 4        | 4        | 3        | 2        | 40        |
| Alabama           | 3        | 6         | 7        | 4          | 3        | 2        | 4        | 6        | 35        |
| Mississippi State | 6        | 3         | 4        | 4          | 3        | 7        | 4        | 0        | 31        |
| Missouri          | 2        | 6         | 5        | 4          | 4        | 3        | 2        | 5        | 31        |
| Tennessee         | 2        | 5         | 5        | 5          | 1        | 1        | 3        | 6        | 28        |

\*-school record

- Former Gator Josh Fogg started Game Three of the 2007 World Series for the Colorado Rockies against Boston but was on the hook for the defeat. The Red Sox went on to complete a four-game sweep the following night at Coors Field in Denver, 4-3, to capture their second championship in four years. Fogg finished 2-1 in the playoffs after posting wins over Philadelphia in the National League Division Series and Arizona in the N.L. Championship Series.



- Former Florida All-American David Eckstein appeared on the cover of the Nov. 6, 2006 issue of Sports Illustrated. A four-year standout for the Gators from 1994-97, he was named the Most Valuable Player of the 2006 World Series after helping the St. Louis Cardinals to a five-game triumph over the Detroit Tigers.



Matt den Dekker




Darren O'Day



Ryan Rabun



David Ross



Mike Zunino

# ALL-TIME FLORIDA BASEBALL LETTERWINNERS



## #19

On March 17, 1990, tragedy struck the Florida Gator baseball community when sophomore left-handed pitcher Steve Georgiadis died. The University established a scholarship endowment in his honor and his jersey number 19 was retired on April 8, 1990.

### AAAA

Abell, Billy (1977)  
 Adams, Gus (1936-38)  
 Adams, Josh (2008-11)  
 Adams, Robert (1947-49)  
 Adamson, Bob (1978-79)  
 Addison, Brent (1987-89)  
 Adeimy, Dave (1977-78)  
 Alligood, Bobby (1957)  
**Alonso, Peter (2014-15)**  
 Alonzo, Rory (1984)  
 Alos, Mario (1982-83)  
 Alou, Jose (1985-86)  
 Alred, Glen (1949-50)  
 Alvarez, Nick (1996-97)  
 Amor, Manuel (1949-50)  
 Anderson, Charles (1963-64)  
 Anderson, Eric (1982)  
**Anderson, Shaun (2014-15)**  
 Andre, Travis (1996-97)  
 Arena, Rich (1985-86)  
 Arnette, Johnny (1953-56)  
 Arnold, Brian (1980-81)  
 Arnold, Jerry (1993)  
 Arthur, Steve (1967-69)  
 Augenstein, Bryan (2005-07)  
 Aulet, Charles (1997)  
 Aust, Dennis (1960-61)

### BBBB

Babcock, David (1957)  
 Bader, Harrison (2013-15)  
 Bagley, Mark (1980-81)  
 Bailey, Jack (1952-53)  
 Bader, Harrison (2013-15)  
 Baker, Bruce (1970)  
 Baker, Bruce (1975-77)  
 Baldwin, J.H. (1940)  
 Ball, Bryan (2003-06)  
 Bamberg, Dustin (2007-08)  
 Banakas, Christian (1946)  
 Banes, David (1979-80)  
 Bange, Fred (1921-23)  
 Banks, Dennis (1971)  
 Banks, Tom (1967-68)  
 Bannerman, James (1941)  
 Barber, Bryson (2005-08)  
 Barfield, Jeff (2009-10)  
 Barfield, Larry (1971)  
 Barnes, Avery (2006-09)  
 Barnes, Cody (2008)  
 Barnes, Elmer (1947)  
 Barnes, Robert (1953, 56, 58)  
 Bartell, John (1993)  
 Bartlett, David (2002, 04)  
 Bartley, James (1942)  
 Barton, Stephen (2003-06)  
 Basley, Earl (1922)  
 Bass, Edward (1954-55)  
 Baumgarten, Ross (1977)  
 Beard, Jason (1990-91)  
 Bean, Charlie (1960-62)  
 Beasley, Earl (1922)  
 Beck, Cecil (1926-28)  
 Beck, George (1934)  
 Beeler, Paul (1913)  
 Bekeris, Joe (1967)  
 Belden, Douglas (1945, 47-48)  
 Belflower, Jay (1999-2001)  
 Bell, Jim (1990-91)  
 Belmonte, Nick (1976-77)

Bentley, Brett (2007-08)  
 Bentley, Bryan (1995)  
 Bentley, Talmadge (1940-41)  
 Bergquist, Richard (1947-48)  
 Bert, Harold (1951-52)  
 Biazis, Andy (1974)  
 Biggart, Jim (1962-64)  
 Billyk, Gerard (1953-54)  
 Birch, Kenny (2000-01)  
 Birchall, Ron (1962-63)  
 Bishop, Henry (1948)  
 Bittick, Emmett (1949)  
 Black, K.L. (1928-30)  
 Blake, Eddie (1920-23)  
 Blalock, Mauri (1929)  
 Blankenburg, Rugen (1917)  
 Blankenship, Tom (1969-70)  
 Blanton, Joe (1972-73)  
 Blaue, Scott (1985)  
 Block, Harvey (1927)  
 Blomgren, Bill (1964-66)  
 Bloodworth, Leon (1968-70)  
 Bolshever, Gary (1985-86)  
 Bolander, Bill (1973-74)  
 Bombard, Rich (1981-82)  
 Bomeisl, Matt (2001-04)  
 Bonanno, Rob (1991-94)  
 Bond, Tommy (1995-98)  
 Bondi, Joe (1930)  
 Boney, Henry (1926-27)  
 Booher, Paul (1959-61)  
 Boss, Tommy (2002-05)  
 Bostwick, Jack (1934-35)  
 Boswell, Eric (1920-22)  
 Bovis, H.E. (1911)  
 Bowden, David (1972-75)  
 Boyce, William (1968)  
 Boyd, Daniel (1927)  
 Boyd, Daryl (1986)  
 Boyer (1915)  
 Boyeson, Jim (1964-65)  
 Bovis, H.E. (1911)  
 Bracken, Andrew (1942, 47-48)  
 Bracken, Howard (1921-22, 24)  
 Braddy, Ed (1962-63)  
 Bradley, Bill (1931-33)  
 Brady, Charles (1946)  
 Branham, Michael (2005, 08)  
 Brantley, John (1977-78, 80)  
 Brantley, Scot (1977)  
 Bravo, Walter (1946)  
 Brennan, Doug (1990-93)  
 Bretz, Fred (1970)  
 Brewer, Rodney (1985-87)  
 Brewer, Tommy (1996)  
 Brice, D.M. (1911)  
 Brice, Keith (1998-2001)  
 Brice, Marvin (1949-50)  
 Bridges, Don (1935-36)  
 Bridges, John (1957-58)  
 Bringham, Ned (1986-89)  
 Britton, Rick (1990-93)  
 Beard, Jason (1990-91)  
 Brooks, Daniel (2004-05)  
 Browning, Logan (2015)  
 Brown, Ben (2010)  
 Brown, Dan (1971, 73)  
 Brown, Edwin (1947-49)  
 Brown, Kawri (1993-95)  
 Corbett, Doug (1971-74)  
 Corbett, Cord (1990-91)  
 Brown, Paul (1931)  
 Brown, Richard (1950-51)  
 Brown, Russ (1984)  
 Brown, Todd (1994)  
 Brumby (1921)

Bryan, R. (1938)  
 Bryant, Bronson (1950-51)  
 Buie, A. P. (1912-14)  
 Buie, D.M. (1912)  
 Bucha, Michael (1940)  
 Bullock, Billy (2007-09)  
 Burke, John (1990-92)  
 Burnett, John (1926)  
 Burnette, Dick (1922)  
 Burns, David (1995)  
 Burns, William (1940-41)  
 Burress, Spencer (1937-38)  
 Busbee, Egbert (1925-26)  
 Butts, Harold (1933)  
 Byrd, Check (1920)  
 Byrd, Julian (1952-53)

### CCCC

Cabot, Linwood (1942, 46)  
 Caforio, Joe (1986-87)  
 Cahill, Leo (1940, 42)  
 Caldwell, J.B. (1975-78)  
 Call, Eric (1982)  
 Camp, Julian (1946-47)  
 Campbell, Matt (2010-11)  
 Camposano, Bo (1990-93)  
 Canales, Josh (1998-99)  
 Canova, F.F. (1919)  
 Cardieri, Ron (1980-81)  
 Cardozo, Jeff (1998-2000)  
 Carlson, Bill (1986)  
 Carmichael, Jay (2013-14)  
 Carney, Mike (1981)  
 Carpenter, Glenn (1980-81)  
 Carpenter, Robert (1971-73)  
 Carr, Donnie (1981, 83-84)  
 Carlton, Hoyt (1921-22)  
 Carroll, Walter (1933-36)  
 Carrott, Harvey (1950-51)  
 Carson, Joe (1976)  
 Caruthers, Willis (1916-17)  
 Casey, Charles (1965)  
 Cash, David (2006)  
 Castaldo, Eric (1993-96)  
 Castaldo, Gregg (1990)  
 Castellani, Bob (1973-74)  
 Catalanotte, Greg (1998-99)  
 Cautero, John (1989)  
 Chambers, Evan (2008)  
 Chaplin, James (1925-27)  
 Chapman, Bill (1960)  
 Chapman, Kevin (2007, 09-10)  
 Chappell, John (1974-75)  
 Chatman, Alan (1980-81)  
 Chavez, Mark (1984)  
 Checketts, Andrew (1995)  
 Cheresnick, Joel (1973-74)  
 Chism, Chris (1995-96)  
 Clark, Brian (1978)  
 Clark, Eddie (1962)  
 Clark, Edmund (1939)  
 Clark, Harris (1952-53)  
 Clark, Jack (1935-37)  
 Clark, Thomas (1956-57)  
 Clark, Vernon (1930-32)  
 Clarke, Charlie (1931)  
 Clayton, William (1947)  
 Clemo, Scott (1985-86)  
 Clemons, V.N. (1930-32)  
 Clower, John (1939-41)  
 Coarsey, J.M. (1912-14)  
 Coe, Harry (1951-52)  
 Cohen, Sidney (1934-36)  
 Coker, Jack (1971)  
 Coleman, Bob (1962-63)  
 Coleman, Kevin (1999-2002)  
 Coley, Steve (1988)  
 Colombo, Ron (2000)  
 Combs, John (1973-74)  
 Cooper, Riley (2008-09)  
 Corbett, Doug (1971-74)  
 Corbett, Cord (1990-91)  
 Corsaletti, Jeff (2002-05)  
 Cortese, John (1974-77)  
 Council, Charlie (1947)  
 Courier, Jim (1967-69)

### DDDD

Dagg, Robert (1917)  
 Dailey, Steve (1993)  
 Dale, Chuck (1978-79)  
 Damm, Gerard (1951-52)  
 Damon (1915)  
 Daniel, Clay (1983-84)  
 Daniels, Mike (1976)  
 Dantzier, Brad (1983-84)  
 Darty, Walt (1977-78)  
 Davidson, Aaron (2000-02)  
 Davis, Adam (2004-06)  
 Davis, Andy (2005)  
 Davis, Bradley (1987)  
 Davis, Bryant (1947-48)  
 Davis, Calvin (1947-48)  
 Davis, E. (1917)  
 Davis, F.G. (1911-13)  
 Davis, Edward (1955-56)  
 Davis, Joseph (1951-52)  
 Davis, Tony (2007-09)  
 Davis, William (1942)  
 Deal, Carl (1940)  
 Deans, Ronnie (1979-80)  
 Debs, Joe (1974)  
 Deel, Tyler (2014-15)  
 Dehon, A.L. (1923-24)  
 Delaney, Paul (1937, 39)  
 DeLoach, Bennett (1931)  
 den Dekker, Matt (2007-10)  
 Dent, Cody (2010-12)  
 Derr, Norman (1929-31)  
 DeSclafani, Anthony (2009-11)  
 DeVaughan, Derek (1999)  
 DeVirgiliis, Nick (1970, 72-73)  
 DeVries, Andy (1992)  
 DeWolf, Levent (1942)  
 Diaz (1915)  
 Diaz, Alex (1993-94)  
 Diaz, George (1982)  
 Dichter, Danny (1994)  
 Dickerson, Harvey (1950-51)  
 Dickey, Douglas (1952-53)  
 Dickey, Gavin (2004-06)  
 Dill, Jason (1998-2001)  
 DiModugno, Nicholas (1950-51)  
 DiSalvo, Tony (1945)  
 Dixon, Ray (1922)  
 Dobbins, Ron (1975)  
 Dobbies, Tony (1968-71)  
 Dodd, Robert (1994)  
 Donini, Ernie (1984)  
 Dooley, Jesse (1933-35)  
 Dorsett, Leon (1959-61)  
 Douma, Todd (1988-89)  
 Dowdy, Brett (2003)  
 Drew, John (1935)  
 Dring, Bo (2003-04)  
 Driver, Harry (1939-40)  
 Drucker, Scot (2001-02)  
 Duckworth, Bob (1921-22)  
 Duda, Walter (1957)  
 Duggan, J. (1936)  
 Dulaney, Tommy (1971-73)  
 Duncan, F.H. (1922)  
 Duncan, Jim (1962-64)  
 Duncan, Matt (1995-96)  
 Dunlap, John (1982-83)  
 Dunn, Bill (1983)  
**Dunning, Dane (2014-15)**

Durant, Rick (1985)  
 Duva, Brian (1991-94)  
 Duva, Tysen (1995)  
 Dyer, James (1945)  
 Dzurus, Jim (1960-61)

### EEEE

Easley, Austin (2004)  
 Eason, Tom (1968-69)  
 Eassa, Jack (1945)  
 Eckstein, David (1994-97)  
 Eckstein, Rick (1996)  
 Edge, Dwight (1997-98)  
 Edgerton, D.C. (1911)  
 Edmondson, Josh (2005-08)  
 Edwards, Charles (1947-48)  
 Edwards, T.J. (1924)  
 Edwards, Tom (1987-88)  
 Eggart, Danny (1963-65)  
 Eidam, James (1994-95)  
 Eiland, Dave (1985)  
 Ellenburg, James (1957-59)  
 Elliott, Jimmy (1962-64)  
 Ellis, Mark (1996-99)  
 Embry, W.E. (1915)  
 Emerson, Alan (1978-79)  
 Emerson, C. (1942)  
 Emper, Dean (1977)  
 Entrekim, Ward (1996)  
 Eppert, Kenneth (1935-37)  
 Estrada, Kevin (2000-01)  
 Everett, Joe (1951-52)  
 Evers, Joel (1928-30)

### FFFF

**Faedo, Alex (2015)**  
**Fahrman, Mike (2013-15)**  
 Falcone, Dave (1980-81)  
 Falkenbach, Connor (2002-05)  
 Fannin, David (1958)  
 Farmer, Henry (1962)  
 Farrior, Rex (1915-17)  
 Fascher, Stan (1984-85)  
 Faulk, H. (1940)  
 Fawbush, Shawn (1982-83)  
 Feinstein, Brian (1984-85)  
 Fenster, Larry (1957)  
 Ferguson, Chester (1928)  
 Fernandez, Joey (1986-87)  
 Fernandez, Jose (1987-89)  
 Ferrazzi, Bill (1933-35)  
 Ferrer, Mike (1981-82)  
 Ferrigno, Carmen (1940-42)  
 Fielding, Robert (1947-48)  
 Figueroa, Cole (2007-08)  
 Finkelstein, Howard (1971)  
 Finkle, Theodore (1954-55)  
 Finney, Bill (1973-75)  
 Fischer, Jeff (1984-85)  
 Fisher, Eugene (1928-30)  
 Fiske, John (1930)  
 Fitzgerald, Terry (1976-77)  
 Fladd, John (1970-71)  
 Fleetwood, Ray (1968)  
 Fleming (1921)  
 Fleming, Don (1958-60)  
 Flower, Robert (1950-51)  
 Floyd, John (1985-86)  
 Floyd, Keith (1982-83)  
 Floyd, Mike (1997-99)  
 Floyd, Steve (1980-82)  
 Fogg, Josh (1996-98)  
 Fontana, Nolan (2010-12)  
 Forbes, Robert (1947-48)  
 Forbes, James (1946)  
 Ford, Donald (1947-48)  
 Foster, Dennis (1981)  
 Foster, Matt (2002)  
 Foster, Teddy (2007-09)  
 Frady, Martin (1950-51)  
 Frake, John (1967-68)  
 Franklin, Clint (2007-10)  
 Frazier, Jim (1967)  
 Frazier, Rufus (1965-67)  
 Freshcorn, Chris (2008)

Frohock, Patrick (1959)  
 Fuchs, Matt (2004)  
 Fujinaga, Evan (1997)  
 Fuller, Dave (1967-68)  
 Fuller, John (1972-74)  
 Fuller, Len (1970-71)  
 Fussell, Charles (1948)

### GGGG

Gaines, Frederick (1948-50)  
 Galuzian, Rohmy (1931-33)  
 Gamble, William (1925-27)  
 Garcia, Louis (1948-50)  
 Garcia, Raymond (1947-48)  
 Gardiner, Carl (1958)  
 Gardiner, Wally (1970-73)  
 Gardner, James (1951-52)  
 Garrigus, Robert (1947)  
 Garza, Larry (2002-03)  
 Gaski, Matt (2005-06)  
 Gaspard, Joe (1988)  
 Gates, M. (1940-41)  
 Gawriluk, Kris (2006-07)  
 Gedaminski, Todd (1986-87)  
 Geissinger, Robert (1957-59)  
 Georgiadis, Steve (1989-90)  
 Getzen, Hart (1916-17, 20)  
 Gibson, Daniel (2011-12)  
 Gibson, Mike (1971)  
 Gidcumb, Jeff (1988-89)  
 Giddings, Wayne (1981)  
 Giese, Mike (1972)  
 Gillmore, K. (1933)  
 Givens, Lynn (1976-77)  
 Garry (1978)  
 Gleichowiski, Ryan (1998-99)  
 Glenn, Tommy (1967)  
 Godwin, Robert (1955-57)  
 Goldberg, Edward (1941)  
 Goldfarb, Jamie (2002-03)  
 Gonzalez, Brian (1980)  
 Gonzalez, Edward (1949-50)  
 Gonzalez, Herbert (1956)  
 Goodrich, Phil (1986)  
 Gore, Gene (1949-50)  
 Goss, Matt (1999-2002)  
 Graham, William (1955-56)  
 Grant, Mike (1979-80)  
 Gray, Henry (1920-23)  
 Gray, Howard (1951-52)  
 Gray, Michael (1997-98)  
 Graziano, Matt (2003)  
 Green, A. (1936-37)  
 Greenberg, Fred (1972)  
 Gregory, Lewis (1939)  
 Grezlovski, Ben (1998-99)  
 Griffin, Dan (1964-66)  
 Griggs, O.B. (1932-33)  
 Gross, Ed (1966-67)  
 Gruber, Jim (1969-70)  
 Guenther, Rick (1968)  
 Guinn, Charles (1948-49)  
 Guise, Witt (1930)  
 Gum, E.F. (1922-23)  
 Gushue, Taylor (2012-14)  
**Guthrie, Dalton (2015)**

### HHHH

Haddock, Thomas (1952-53)  
 Hagan, Ken (1988)  
 Hall, Larry (1976-79)  
 Hamilton, Kenneth (1945)  
 Hammond, Keith (1985)  
 Hancock, A.R. (1915)  
 Hanhold, Eric (2013-15)  
 Hardee, C.J. (1919-20)  
 Harman, Will (1969-71)  
 Harris, George (1942)  
 Harris, Richard (1955)  
 Harris, Ryan (2012-14)  
 Harrison, Ben (2001-04)  
 Hart, Alex (1999-2002)  
 Frazier, Jim (1967)  
 Frazier, Rufus (1965-67)  
 Freshcorn, Chris (2008)

# ALL-TIME FLORIDA BASEBALL LETTERWINNERS

Haskel, Todd (2012)  
 Haskins, Bernie (1961-63)  
 Haskins, Harold (1945)  
 Hasskew, Joe (1992-93)  
 Haught, Brian (1996-98, 2000)  
 Hausenbauer, Eddie (1942)  
 Hawkins, Bob (1965-66)  
 Hazen, Jack (1951-52)  
 Hazzard, Chuck (1995-98)  
 Heath, Matt (1999-2000)  
 Hedgecock, Ben (2001-02)  
 Hedgecock, Mark (1971-72)  
 Heisler, Larry (1989)  
 Heisterman, Greg (1975)  
 Heller, Michael (2010)  
 Helveston, Rudy (1927-28)  
 Henderson, R.P. (1912-13)  
 Henderson, W.C. (1912)  
 Henley, Mike (1980-81)  
 Herskowitz, Jack (1960)  
 Hickland, A. (1935)

## Hicks, Christian (2015)

Hicks, Jake (2007-08)  
 Hicks, J. (1936-38)  
 Higgs, Arthur (1939-40)  
 Hightower, Matt (2006)  
 Hiller, Eric (1975-77)  
 Hirsch, James (1951-52)  
 Hitchcock, George (1921-23)  
 Hobbs, Joe (1956)  
 Hodges, David (1966-67)  
 Hodges, Lance (1984-87)  
 Holland, Carl (1940-41)  
 Holland, S.L. (1915-16)  
 Hollenkamp, Jay (2001)  
 Hollis, Charles (1954-55)  
 Holt, Roger (1975-77)  
 Horenbein, Barry (1951-52)  
 Horne, Alan (2005)  
 Hornsby, Edward (1942)  
 Horsey, James (1946-47)  
 Howell, William (1938-39)  
 Howie, Lynn (1959-61)  
 Hoyman, Justin (2003-04)  
 Hudson, Josh (1997)  
 Hudson, Rodney (1947-48)  
 Huerta, Bubba (1973-74)  
 Hughes, Dennis (1982-83)  
 Hughes, Harold (1939)  
 Huggins, Harvey (1925)  
 Huie (1921)  
 Hull, Ray (1970-72)  
 Hunter, J.P. (1911)  
 Hurst, David (2006-07)  
 Hurst, Glenn (1970-72)  
 Hurst, James (1947-48)  
 Hurt, James (1954-56)  
 Hutton, Jason (1999)

## IIII

Imnman, Rudy (1928)  
 Ivey, Bob (1936-38)

## JJJJ

Jackson, Andrew (1958-59)  
 Jackson, Edward (1949)  
 Jackson, Jeff (1997)  
 Jackson, Newton (1935-37)  
 Jacobs, Mike (1968-69)  
 Jaffe, Lawrence (1953-54)  
 Jefferson, Byron (1983-84)  
 Jeroloman, Brian (2004-06)  
 Johannes, Todd (1996-99)  
 Johnson, Brian (2010-12)  
 Johnson, Gibb (1924)  
 Johnson, Henry (1941-42)  
 Johnson, James (1924)  
 Johnson, Jim (1916)  
 Johnson, Robert (1939-40)  
 Johnson, Tim (1998-2000)  
 Johnson, Tyson (1986-88)  
 Johnston, Brownie (1965)  
 Joiner, Jim (1975-76)  
 Jolin, Will (2009)  
 Jones, Charles (1953-54)

Jones, George (1939-40)  
 Jones, Lamar (1940)  
 Jones, Terry (1975-76)  
 Juhl, Mike (1990)  
 Julich, Chester (1945)  
 Justice, Chet (1992-93)

## KKKK

Kaelber, Charles (1950-51)  
 Kahn, David (1967-69)  
 Kansriddle, Edward (1953-54)  
 Kaplan, Robert (1942)  
 Katz, H.L. (1924)  
 Kaufman, John (1994-96)  
 Keating, Patrick (2006-09)  
 Keen, Kevin (1999)  
 Keene, Kurt (1999-2000)  
 Keller, Gary (1966)  
 Kelley, Dan (1929)  
 Kelley, Keith (1981-82)  
 Kelllogg, Kerry (1978-79)  
 Kelly, Edward (1942)  
 Kennedy, Ryan (2004)  
 Kent, Dean (1993-95)  
 Kenworthy, Jack (1963, 65-66)  
 Kerby, Clifton (1936-38)  
 Kibler, Russ (1983-84)  
 Kieszek, Larry (1970-71)  
 Kiger, Mark (2000-02)  
 Killen, Brent (1991-92)  
 King, Charles (1953-54)  
 Kinney, Ralph (1950-51)  
 Kinsey, H. (1933-34)  
 Kish, Keenan (2011-12, 14)  
 Klancnik, Joe (1988)  
 Klebonis, David (1999-2002)  
 Knellinger, Milton (1946)  
 Knight, Bobby (1950-51)  
 Knight, Palmer (1991-93)  
 Knollin, Chris (1996-97)  
 Kokinda, Chris (1992-95)  
 Koleada, Pete (1939-41)  
**Kolozsvary, Mark (2015)**  
 Kowalski, Bob (1970-73)  
 Krsnick, Nick (1981-82)  
 Kubin, Jared (2005, 07)  
 Kuhn, Karl (1990)  
 Kurth, Wayne (1977)  
 Kynes, James (1947-48)

## LLLL

Lado, Norbert (1960-62)  
 LaCoste, J.K. (2006-08)  
 Lagano, Al (1927, 29-30)  
 Lagano, Albert (1951-52)  
 Laird, A.S. (1924)  
 Landress, Dale (1959-61)  
 Lane, Taylor (2015)  
 Langston, B.G. (1911-12)  
 Lanoux, Carol (1961-63)  
 LaPorta, Matt (2004-07)  
 Larson, Greg (2009-12)  
**Larson, Ryan (2014-15)**  
 Larson, Wes (1954-57)  
 Law, Chris (1990)  
 Lawler, S.W. (1912)  
 Lawler, Travis (2008)  
 Leclerc, Brian (2004-07)  
 Ledbetter, Ted (1972-73)  
 Ledoux, John (1947-48)  
 Lee, Art (1971-74)  
 Lee, David (1984-85)  
 Lee, John (1989)  
 Lester, Gene (1922)  
 Lewis, Kevin (1992)  
 Lewis, Steve (1970-72)  
 Lewis, Taylor (2015)  
 Liddon, Lefty (1919-21)  
 Linares, Mario (1988-91)  
 Lindren, Aldeen (1947)  
 Lipsitz, William (1933)  
 Livers, Corey (1983)  
 Livingston, David (1978-79)  
 Locke, Stephen (2005, 07-09)  
 Logan, John (1923-25)

Lomack, Tony (1988)  
 Lombardozi, Chris (1985)  
**Lombardozi, Jason (2014-15)**  
 Lombardozi, Steve (1980-81)  
 Long, Buford (1952-53)  
 Long, Donald (1959)  
 Long, Eddie (1935-37)  
 Long, Harold (1948-51)  
 Lopez, Al (1960-63)  
 Lopez, Richard (1959)  
 Lotspiech, A.A. (1915-16)  
 Lowrie, Joe (1940)  
 Lujack, Stanley (1966-67, 69)  
 Lundquist, Bob (1972-73)  
 Lusader, Scott (1984-85)  
 Luttringer, Collin (1986)

## MMMM

Maag, Greg (1975)  
 MacDonald, Eddie (1991)  
 MacFarlane, Gary (1960)  
 MacKay, Tripp (1993-94)  
 Macon, Rod (1968-70)  
 Maddox, Austin (2010-12)  
 Madigan, James (1970-71)  
 Madison, William (1919-21)  
 Madson, Christian (2003-05)  
 Magliozzi, Johnny (2012-13)  
 Mahannah, Wade (1921-23)  
 Majer, Joe (1979-80)  
 Majeski, Dave (1989-92)  
 Maley, Matt (2001-04)  
 Manchester, Bud (1942, 46)  
 Maniotis, Nick (1978-79)  
 Manning, Charles (1952-53)  
 Manning, Ed (1937-39)  
 Marcum, Craig (1986-87)  
 Marlowe, Alvin (1956-57)  
 Maronde, Nick (2009-11)  
 Marsh, Alexander (1948-49)  
 Marsh, Ray (1926-28)  
 Marshall, Tom (1926-28)  
 Marsters, Brandon (1994-95)  
 Martin, Richie (2013-15)  
 Martin, Ty (1997-98)  
 Martin, Virgil (1950-51)  
 Martinez, Eric (1990)  
 Martinez, Felix (1984-85)  
 Massey, Richard (1952-53)  
 Mathena, Shawn (1980)  
 Mathers, Brandt (1992-93)  
 Matthews, Scott (1982-83)  
 Mattson, Braden (2014)  
 Maxcy, Lee (1956-58)  
 McAlpine, Robert (1953-54)  
 McArthur, Brandon (2005-09)  
 McAndrew, Jamie (1987-89)  
 McAndrew, Jeff (1990)  
 McAninch, Mark (1988)  
 McAuley, Charles (1925)  
 McCallum, Hugh (1917, 19)  
 McCarthy, Arin (1997)  
 McCarthy, Mike (1975-78)  
 McClellan, Darren (1993-95)  
 McClellan, Mike (1980-81)  
 McClellan, Nick (1991-92)  
 McClellan, Sean (1993-95)  
 McClellan, William (1939)  
 McClendon, Henry (1922-24)  
 McClendon, Matt (1997-99)  
 McCray, Todd (1989-90)  
 McCreary, Don (1958-60)  
 McDonald, Frank (1977-78)  
 McFarland, Stuart (1998-2000)  
 McFatter, T.K. (1925)  
 McGinnis, Shane (1992-93)  
 McGraw, Craig (1980-81)  
 McGriff, Perry (1958-60)  
 McHale, Ray (1970)  
 McKendree, James (1941-42)  
 McKinney, Pete (1998-99)  
 McLeod, M. (1936)  
 McClucas, L. (1929)  
 McMahan, Ben (2009-11)  
 McMillan, Neil (1963)  
 McNulty, Chester (1954-55)

McRae, Duncan (1947)  
 McTheny, Guy (1969-70)  
 Meadows, Bobby (1976-77)  
 Medina, Octavio (1996-97)  
 Mendez, Julio (1987-88)  
 Mengez, William (1947)  
 Mercadante, Joe (2002-03)  
 Mercer, Ken (1991-92)  
 Merrill, Bobby (1983)  
 Merrin, George (1925-26)  
 Merrin, R.G. (1915-16)  
 Merritt, Richard (1925)  
 Methbin, Greg (1945)  
 Mickler, Paul (1939)  
 Mikesell, Larry (1980-81)  
 Miller (1921)  
 Miller, Donald (1940)  
 Miller, J.T. (1924)  
 Miller, Matt (1987)  
 Miller, Mike (1990)  
 Miller, Scott (1995)  
 Millgren, Clifford (1948)  
 Minicone, Steve (1978-79)  
 Minnis, Bill (1989-90)  
 Minor, Jeff (1938)



*Pictured with former Gator football coach Bob Woodruff, Haywood Sullivan was a two-year letterwinner at UF who later became the General Manager and Owner of the Boston Red Sox.*

Ondich, Art (1962-63)  
 Oosterhoudt, Frank (1926-27)  
 Orr, Danny (1965-67)  
 Ortiz, Javier (1982)  
 Osborn, Pat (2000-02)  
 Ovca, Mike (1967-69)  
 Overcash, Ronnie (1960)  
 Owenby, Carl (1929)  
 Owens, George (1947-48)  
 Owens, James (1946)  
 Owens, Tim (1983-84)  
 Owens, Tom (1927-29)  
 Owens, W.B. (1923)  
 Oxley, Tim (1987-89)

## PPPP

Pace, Dick (1948-50)  
 Padecky, Bob (1967)  
 Palomba, Lou (1986-87)  
 Palmer, Tyler (2011)  
 Palmer, Winston (1941)  
 Panteliodis, Alex (2009-11)  
 Mosley (1915)  
 Moss (1921)  
 Mostow, Nathan (1940-42)  
 Moul (1921)  
 Moyer, Jeff (2011-12)  
 Mulcahy, J. (1938)  
 Mullaney, Kyle (2007-08)  
 Mullins, L.D. (1937-39)  
 Munroe, Buddy (2008-09)  
 Murphy, Rob (1979-80)  
 Murray, James (1942)  
 Murrie, Joel (1974-75)

## NNNN

Naylor, Dean (1982)  
 Neer, Cody (2006-07)  
 Nelson, Chris (1993)  
 Nevin, Stephen (1954-55)  
 Newman, Mike (1972-73)  
 Newton, R.D. (1923)  
 Nicholson, Derek (1997-98)  
 Nicholson, Jerry (1959-62)  
 Nicosia, Nick (1967-68)  
 Nystrom, Peter (1999-2001)

## OOOO

O'Berry, W.H. (1916)  
 O'Day, Darren (2003-06)  
 O'Neal, Randy (1981)  
 O'Neal, Randy (1958-60)  
 Oestricher, Ray (1958-60)  
 Ogilvie, Ray (1919-20)  
 Olson, Tim (2000)  
 Ogle, Brian (1996-97)

Polovich, Kevin (1991-92)  
 Poole, Roy (1948-51)  
 Poole, William (1947-48)  
 Pooser, F.E. (1916)  
 Poovey, Justin (2009-11)  
 Pope, Arthur (1947-48)  
 Porter, Dave (1961, 63-64)  
 Porter, Dick (1924-26)  
 Porter, Ned (1924-26)  
 Porter, Steven (2004-07)  
 Poston, Dick (1942)  
 Potter, Tom (2001-03)  
 Powell, Charles (1945)  
 Powell, John (1947-48)  
 Powers, Earl (1936-37)  
 Powers, Zack (2011, 13-14)  
 Poyner, Bobby (2012-15)  
 Price, C.W. (1960-62)  
 Price, T.E. (1913-14)  
 Price, W.C. (1911-12)  
 Pricher, John (1989-92)  
 Prida, Xavier (1973-74)  
 Pride, Austin (2006-07)  
 Priest, Ernie (1933-35)  
 Prior, Kelly (1965-67)  
 Proctor, Julian (1936-37)  
 Provost, Breece (1927-28)  
**Puk, A.J. (2014-15)**  
 Puldy, Stephen (1957)  
 Pulliam, W. (1913)  
 Purvis, Brian (1991-92)


## QQQQ

Quatrino, Greg (2005-06)

## RRRR

Raburn, Ryan (2000)  
 Ramos, James (1992-93)  
 Ramjit, Vickash (2011-12)  
 Ramsdell, A.W. (1915-16)  
 Ramsey, Keith (2001-02)  
 Ramseyer, Ted (1947-48)  
 Ramshaw, Jimmy (2000-02)  
 Pickren, Glen (1968-70)  
 Piercefield, Dane (1960-61)  
 Pigott, Daniel (2009-12)  
 Pigott, James (1946, 48)  
 Pigott, Jonathan (2007-10)  
 Piller, Joe (1983-84)  
 Pippin, Craig (1975-78)  
 Pisani, Clayton (2007-09)  
 Pitman, R. (1931-33)  
 Pittman, Owen (1924)  
 Pless, Glenn (1927-28)  
 Ploekleman, Ray (1924)  
 Plumer, Herb (1933-34)

# ALL-TIME FLORIDA BASEBALL LETTERWINNERS



Nick Belmonte's 42 stolen bases during the 1976 season remain the school record.

Reilly, John (1973-74)  
 Reimsnyder, Brian (1988-89)  
 Rencher, Robert (1929-31)  
 Renshaw, C. (1936-37)  
 Reumann, Lee (2009)  
 Reyes, George (1982-83)  
 Reynolds, Terry (1976)  
 Reynolds, W.E. (1947-48)  
 Rhine, Alan (1997-98)  
 Rhoades, Steve (1993)  
 Rhodes, Aaron (2013-15)  
 Rhodes, William (1938-40)  
 Rice, Rich (1983)  
 Rich, Ted (1988-90, 92)  
 Richart, Larry (1995)  
 Richards, W. (1929)  
 Richborg, Lance (1919, 22)  
 Rick, Sammy (1974-75)  
 Rickerson, Scott (1981-82)  
 Ricketts, Dave (1976)  
 Ricks, Byron (1940)  
 Riddell, Jim (1973)  
 Rigdon, Paul (1996)  
 Riggins, L.W. (1914)  
 Riggins, S.W. (1912-13)  
 Ringgold, Don (1961-62)  
 Riordan, Jake (2002-03)  
 Ritch, Sanford (1956)  
**Rivera, Mike (2015)**  
 Roach, Spencer (1920-22)  
 Robbins, Art (1972-73)  
 Roberson, Lee (2003-04)  
 Roberts, Charles (1994-95)  
 Roberts, Clinton (1949-50)  
 Roberts, Q. (1931, 33)  
 Robinson, Elmo (1937-39)  
 Robshaw, Leslie (1957)  
 Rodriguez, Sergio (1996-99)  
 Rodriguez, Steven (2010-12)  
 Rogero, Al (1931-33)  
 Rogers, Alonzo (1917)  
 Rogers, Morris (1948-49)  
 Rogers, Wayne (1968-70)  
 Rojas, Eddie (2000-01)  
 Rojo, Andy (1995)  
 Roll, Jacob (1996)  
 Rollyson, Mike (1968)  
 Rollyson, Ray (1963, 65-66)  
 Rood, Raymond (1917)  
 Rosabal, Jandy (2009-10)  
 Rose, Brian (2000-03)  
 Rose, Larry (1974)  
 Rose, Tommy (1998)  
 Rosen, Jerry (1946)

Rosenberg, Steve (1985-86)  
 Rosenbush, Carl (1916-17)  
 Rosenthal, J.D. (1917)  
 Ross, David (1998)  
 Rowe, Harold (1935-37)  
 Rubin, Harold (1937-38)  
**Rubio, Frank (2014-15)**  
 Rue, Harvey (1941)  
 Rumble, Pat (2003)  
 Rushing, Wallace (1948-49)  
 Ruskin, Scott (1982-85)  
 Russ, Michael (1993)  
 Russo, Joe (1990-91)  
 Ruteowski, Daniel (1947-48)  
 Rutledge, Allen (1987-88)

## SSSS

Saba, Bill (1959-60)  
 Sadowski, Ryan (2002)  
 Sale (1921)  
 Sammon, Pete (1945)  
 Sanabria, Adam (2003-04)  
 Sandberg, Chuck (1979)  
 Sanford, Scott (1986-87)  
 Sapp, E.B. (1945)  
 Sarra, Lamar (1925-27)  
 Satin, Sam (1995)  
 Sauls, Ed (1930)  
 Savage, David (1986)  
 Scarborough, Earl (1942, 45)  
 Scarborough, Rick (1969-72)  
 Schacht, Roland (1947)  
 Schaffer, Don (1950-51)  
 Scharff, Tony (1989)  
 Scheinhof, Len (1960-62)  
 Schimchak, Ken (1981)  
 Schirard, Pete (1932-34)  
 Schlemmer, John (1980-81)  
 Schmidt, John (1940, 42)  
 Schnell, Steve (1954)  
 Schuyler (1915)  
**Schwarz, JJ (2015)**  
 Scoggins, Albie (1982-83)  
 Scott, I. (1921-22)  
 Scott, Lawrence (1954-55)  
 Scott, Ron (1991-93)  
 Seagraves, Bill (1969-70)  
 Seay, Johnny (1935-36)  
 Sebree, Ken (1986-87)  
 Sedell, Brandon (2012)  
 Seroyer, Shane (1996-99)  
 Seybold, Tom (1969-71)  
 Seymour (1915)

Shaffer, Justin (2012-14)  
 Shaffer, Donald (1949-50)  
 Shannon, Tom (1964-66)  
 Sharkins, Tony (1990)  
 Shaw, Alex (1912-14)  
 Shea, Ed (1986-87)  
 Shealy, Ryan (1999-2002)  
 Sheffield, Larry (1968-71)  
 Shelley, Paul (1935)  
 Shelly, Walter (1945, 47)  
 Sherrard, Harold (1941)  
 Sherrill, William (1931)  
 Shirley, J.J. (1928-30)  
 Shiver, Bob (1959-61)  
 Shoemaker, Robert (1946)

## Shore, Logan (2014-15)

Shulock, Jim (1974-77)  
 Siegel, Matt (1998-2001)  
 Silsby, Link (1931)  
 Simmons, Curtis (1925)  
 Simon, Joey (2000-01)  
 Simpkins, Chris (1993-94)  
 Simpson, Rudy (1951-54)  
 Sinicropi, Jim (1974-75)  
 Sizemore, Donwyn (1953-54)  
 Skipper, Brent (1995)  
 Sklodowsky, Ziggy (1946)  
 Skorupski, Jon (2004)  
 Sloan, Milton (1946)  
 Slough, Sam (1928-30)  
 Smalley, Mike (2000)  
 Smith, Brett (2007)  
 Smith, Bryson (2010-11)  
 Smith, C. (1930)  
 Smith, C.J. (2002-04)  
 Smith, Casey (1997-98)  
 Smith, Charles (1958-59)  
 Smith, F.S. (1923)  
 Smith, Rickey (1959-61)  
 Smith, Sidney (1957-59)  
 Smith, Wilkie (1974-75)  
**Snead, Kirby (2014-15)**  
 Sobieraj, Aaron (2000-02)  
 Socarras, Tony (1999-2000)  
 Sordo, Eddie (1993)  
 Sowell, Ronnie (1994-95)  
 Sowers, Tony (1983-84)  
 Spears, Shane (1994-95)  
 Spellman, Joe (1991)  
 Spencer, G.W. (1921-23)  
 Spicola, Tommie (1947)  
 Spottswood, Chas (2006, 09-10)  
 Stahl, David (1981)  
 Stamper, John (1977)  
 Stangry, Joseph (1946-47)  
 Stanley, Mike (1982-85)  
 Stant, Kevin (1984-85)  
 Stanton, T.J. (2001)  
 Steele, Jim (1971-72)  
 Steinhauer, Seth (2005)  
 Stephens, Bill (1939)  
 Stephens, J.J. (1936)  
 Stephens, Joe (1939)  
 Stephens, Norman (1947)  
 Sternagel, John (2014-15)  
 Stevens, Kent (1950-51)  
 Stevens, Tony (1979-80)  
 Stewart, Donald (1947)  
 Stewart, Stan (1994)  
 Stockman, Eddie (1972-73)  
 Storter, N.S. (1912)  
 Stradley, Donald (1947-48)  
 Stratton, Richard (1947, 50)  
 Stripp, Billy (1986)  
 Struemyer, Terry (1967-68)  
 Stuart, Brent (1990-91)  
 Stull, Walter (1957)  
 Stump, Corey (2012)  
 Suarez, Bennie (1945-46)  
 Sullivan, Bill (1961)  
 Sullivan, Haywood (1950-51)  
 Sullivan, Marc (1977-79)  
 Sutherland, George (1942, 46)  
 Sutton, John (1971-72)  
 Swackhamer, Wes (2002)  
 Swanson, T.J. (1912, 14-15)  
 Swartz, Steve (1989)

## TTTT

Talbot, Butch (1960-61)  
 Tarnago, John (1994-96)  
 Tate, Charles (1940-41)  
 Taylor, E.A. (1913)  
 Taylor, R.R. (1912-14)  
 Teegarden, Rob (1978-79)  
 Teixeira, Pete (1978-79)  
 Tenney, L.E. (1911-14)  
 Testa, Nicholas (1946)  
 Theodocion, James (1955-57)  
 Thomas, Dave (1970-71)  
 Thompson, Patrick (2006)  
 Thompson, Kenneth (1933-35)  
 Thompson, L.K. (1980)  
 Thompson, Norris (1940-41)  
 Thompson, Robby (1983)  
 Thompson, Tyler (2009-12)  
 Thompson, Wendell (1941)  
 Thrasher, Leon (1912)  
 Threadgold, Bobby (1932-33)  
 Thrower, Frank (1926-27)  
 Tignor, Hampton (2007-10)  
 Tillman, Thomas (1959)  
 Tobias, Josh (2012-15)  
 Tofolett, Louis (1930-32)  
 Toister, Steve (1988)  
 Toledo, Tommy (2008, 10-11)  
 Tordi, Justin (2003-05)  
 Touchberry, Burt (1954-57)  
 Touma, Tim (1985-86)  
 Townsend, Jon (2007-08)  
 Trace, Greg (1983)  
 Trammell, Allen (1964-65)  
 Trammell, J. (1928)  
 Trapp, Richard (1967-68)  
 Tredinnick, Arthur (1954-55)  
 Trefry, Nick (2000-01)  
 Trent, Sean (2012)  
 Tucker, Jonathan (2002-04)  
 Tucker, Preston (2009-12)  
 Tufts, Bill (1971)  
 Turlington, Dale (1968-69)  
 Turnbull, T. (1935)  
 Turner, Jimmie (1945)  
 Turner, Lefty (1926-28)  
 Turgeon, Casey (2012-14)  
 Tutt, Irving (1933-35)  
 Twomey, Timothy (1957-58)  
 Tyler, Bob (1974)  
 Tyner, Daniel (1939)

## UUUU

Untriner, Royal (1927-29)

## VVVV

Valdes, David (1990-93)  
 Valdes, Marc (1991-93)  
 Vangeles, Thomas (1946)  
 Van Landingham, H. (1931-32)  
 Vannatta, Tim (1990)  
 Van Sickle, Dale (1929)  
 Varn, Robert (1946)  
 Varnes, Brian (1997)  
**Vasquez, Jeremy (2015)**  
 Vaughn, James (1924-25)  
 Vidal, Laurie (1970)  
 Vines, William (1950-51)  
 Vinson, Mike (2013, 15)

## WWWW

Walker, W.S. (1912)  
 Walker, Jewel (1947-48)  
 Walker, L. (1938)  
 Wallace, Jim (1921-22)  
 Walsh, Sean (1996)  
 Walstad, Dana (1978)  
 Walters, Ronnie (1993)  
 Walton, Bud (1939-41)  
 Ward, Benjamin (1954-55)  
 Ward, Joe (1977)  
 Ward, William (1920-23)  
 Warren, Fennell (1942)  
 Washington, Kamm (2010-11)  
 Wassak, Edwin (1940)  
 Watkins, Jim (1978-79)  
 Watson, F.E. (1929)  
 Weihs, Ashle (1984-85)  
 Weisman, Asleigh (1948-49)  
 Weitzel, Jerico (2009-10)  
 Wells, W.J. (1921, 24)  
 Wentworth, Reggie (1982-84)  
 Wheeler, Danny (1994-96)  
 White, Genia (1947-48)  
 White, J.A. (1938-39)  
 White, Joe (1921-22)  
 Whitfield, John (1917, 19)  
 Whitson, Karsten (2011-12, 14)  
 Whittington, Willis (1947-49)  
 Wiegandt, K.O. (1998-2001)  
 Wiggs, Chris (1994-95)  
 Wiggs, Johnny (1988-89)  
 Wilkerson, Brad (1996-98)

Willbanks, William (1940-42)  
 Williams, Angus (1950-51)  
 Williams, Bud (1965)  
 Williams, David (1975)  
 Williams, Duke (1993)  
 Williams, Francis (1957)  
 Williams, Henry (1916)  
 Williams, Ronnie (1968-69)  
 Williams, Spencer (1998-2000)  
 Williams, William (1955-57)  
 Willis, Ben (1945)  
 Willis, Dale (1955-56)  
 Willis, Kenneth (1936-38)  
 Wilson (1919)  
 Wilson, Paul (2011)  
 Wilson, Tim (1975)  
 Wink, John (1949-50)  
 Withrow, Jack (1966-67)  
 Wood, Harry (1915, 17)  
 Wood, Taylor (1998-2000)  
 Woods, Chris (2005-06)  
 Woodward, John (1986-87)  
 Woolfolk, Ned (1965-67)  
 Work, Lee (1919-20, 22)  
 Worley, John (1979-80)  
 Wright, Rod (1968-70)  
 Wynn, Tommy (2005-06)

## XXXX

Xiques, Greg (1978)

## YYYY

Yanni, Pat (1948-49)  
 Yon, E.M. (1915-16)  
 Yonker, Jim (1980-81)  
 Young, Danny (2013-15)  
 Young, Jim (1959-61)

## ZZZZ

Zabala, Adrian (1964-66)  
 Zaleski, Bob (1975)  
 Zerr, Steve (1988-89)  
 Zunino, Mike (2010-12)

( ) indicate years lettered  
**BOLD** indicates active player



Over his four-year career from 1999-2002, Matt Goss sported a career batting average of .324, with 207 hits, 138 RBI, 32 stolen bases and 25 home runs.

# YEAR-BY-YEAR RECORDS/ALL-TIME COACHING RECORDS

## FLORIDA YEAR-BY-YEAR RECORDS

| Year | Overall                         | Pct. | SEC  | Pct. | SEC Finish |
|------|---------------------------------|------|------|------|------------|
| 1912 | 9-4-2                           | .667 |      |      |            |
| 1913 | 11-9-1                          | .548 |      |      |            |
| 1914 | 2-8                             | .200 |      |      |            |
| 1915 | 4-6-1                           | .409 |      |      |            |
| 1916 | 9-15                            | .375 |      |      |            |
| 1917 | 8-3                             | .727 |      |      |            |
| 1918 | No schedule due to World War I  |      |      |      |            |
| 1919 | 7-5                             | .583 |      |      |            |
| 1920 | 7-11-1                          | .395 |      |      |            |
| 1921 | 4-10                            | .286 |      |      |            |
| 1922 | 15-5                            | .750 |      |      |            |
| 1923 | 10-9                            | .526 |      |      |            |
| 1924 | 5-14                            | .263 |      |      |            |
| 1925 | 3-6                             | .333 |      |      |            |
| 1926 | 14-7                            | .667 |      |      |            |
| 1927 | 8-14                            | .364 |      |      |            |
| 1928 | 6-14-1                          | .310 |      |      |            |
| 1929 | 4-9                             | .308 |      |      |            |
| 1930 | 9-8                             | .529 |      |      |            |
| 1931 | 11-10                           | .524 |      |      |            |
| 1932 | 12-8                            | .600 |      |      |            |
| 1933 | 11-2-1                          | .821 | 4-4  | .500 | T-4th      |
| 1934 | 6-7                             | .462 | 4-5  | .444 | 5th        |
| 1935 | 7-13-1                          | .357 | 4-4  | .500 | T-4th      |
| 1936 | 7-9                             | .438 | 4-4  | .500 | T-4th      |
| 1937 | 10-7-1                          | .583 | 3-3  | .500 | T-4th      |
| 1938 | 14-9                            | .609 | 4-2  | .667 | 2nd        |
| 1939 | 11-8                            | .555 | 4-2  | .667 | 3rd        |
| 1940 | 8-11                            | .429 | 3-6  | .333 | T-8th      |
| 1941 | 8-7                             | .533 | 2-6  | .250 | T-10th     |
| 1942 | 6-6                             | .500 | -    | -    | -          |
| 1943 | No schedule due to World War II |      |      |      |            |
| 1944 | No schedule due to World War II |      |      |      |            |
| 1945 | 2-9                             | .182 | -    | -    | -          |
| 1946 | 4-17-2                          | .217 | 1-7  | .125 | 7th        |
| 1947 | 14-15                           | .483 | 2-6  | .250 | 12th       |
| 1948 | 10-14-1                         | .420 | 3-9  | .250 | 10th       |
| 1949 | 17-13                           | .567 | 5-7  | .417 | 7th        |
| 1950 | 20-9                            | .690 | 5-3  | .625 | T-4th      |
| 1951 | 16-9                            | .640 | 9-7  | .563 | 4th        |
| 1952 | 21-4-2                          | .815 | 12-2 | .857 | 1st*       |
| 1953 | 13-7-1                          | .643 | 12-5 | .706 | 3rd        |

|      |         |      |       |      |         |
|------|---------|------|-------|------|---------|
| 1954 | 12-10   | .545 | 9-7   | .563 | 5th     |
| 1955 | 8-12    | .400 | 7-9   | .438 | T-7th   |
| 1956 | 20-4    | .833 | 13-3  | .813 | 1st*    |
| 1957 | 13-11   | .542 | 7-9   | .438 | 7th     |
| 1958 | 17-7    | .708 | 11-3  | .786 | 2nd     |
| 1959 | 13-8    | .619 | 8-4   | .667 | T-2nd-E |
| 1960 | 18-14   | .563 | 12-6  | .667 | 1st-E   |
| 1961 | 19-9    | .679 | 11-7  | .611 | 3rd-E   |
| 1962 | 25-10-1 | .708 | 14-3  | .824 | 1st-E*  |
| 1963 | 30-9    | .769 | 13-5  | .722 | 2nd-E   |
| 1964 | 23-11   | .676 | 13-5  | .722 | 2nd-E   |
| 1965 | 20-13   | .606 | 9-3   | .750 | 2nd-E   |
| 1966 | 23-12   | .657 | 8-4   | .667 | 2nd-E   |
| 1967 | 28-8    | .778 | 14-3  | .824 | 2nd-E   |
| 1968 | 25-13   | .658 | 14-2  | .875 | 1st-E   |
| 1969 | 28-17   | .636 | 13-4  | .765 | 1st-E   |
| 1970 | 27-17   | .632 | 11-5  | .688 | 2nd-E   |
| 1971 | 19-26   | .422 | 5-12  | .294 | 6th-E   |
| 1972 | 23-21   | .523 | 7-7   | .500 | 4th-E   |
| 1973 | 23-21   | .523 | 9-7   | .563 | T-2nd-E |
| 1974 | 23-20-1 | .534 | 7-9   | .438 | 4th-E   |
| 1975 | 23-25   | .479 | 6-11  | .353 | 6th-E   |
| 1976 | 21-27   | .438 | 10-13 | .435 | 4th-E   |
| 1977 | 39-18   | .672 | 14-9  | .609 | 1st-E   |
| 1978 | 34-15   | .694 | 18-4  | .818 | 1st-E   |
| 1979 | 40-20   | .667 | 16-8  | .667 | 1st-E   |
| 1980 | 40-16   | .714 | 16-8  | .667 | 1st-E   |
| 1981 | 42-17   | .712 | 16-7  | .696 | 1st-E^A |
| 1982 | 34-25-1 | .585 | 14-8  | .636 | 1st-E^A |
| 1983 | 38-14   | .731 | 14-7  | .667 | 1st-E   |
| 1984 | 43-16-1 | .725 | 18-4  | .818 | 1st-E^A |
| 1985 | 43-18   | .705 | 15-6  | .714 | 1st-E   |
| 1986 | 27-26   | .509 | 14-13 | .519 | 6th     |
| 1987 | 32-24   | .571 | 17-9  | .654 | 3rd     |
| 1988 | 48-19-1 | .713 | 21-6  | .777 | 1st^A   |
| 1989 | 44-22   | .667 | 14-10 | .583 | 3rd     |
| 1990 | 29-30   | .492 | 11-12 | .478 | 6th     |
| 1991 | 51-21   | .708 | 16-8  | .667 | 2nd^A   |
| 1992 | 44-20   | .688 | 16-8  | .667 | 1st-E   |
| 1993 | 33-25   | .569 | 12-14 | .462 | 4th-E   |
| 1994 | 40-23   | .635 | 16-9  | .640 | 2nd-E   |
| 1995 | 32-24   | .571 | 12-14 | .462 | T-2nd-E |
| 1996 | 50-18   | .735 | 20-10 | .667 | 1st-E*  |
| 1997 | 40-24   | .625 | 17-13 | .567 | T-1st-E |

|      |         |      |         |      |           |
|------|---------|------|---------|------|-----------|
| 1998 | 46-18   | .718 | 21-8    | .734 | 1st-E*    |
| 1999 | 31-25   | .553 | 13-17   | .433 | T-2nd-E   |
| 2000 | 44-23-1 | .654 | 18-11-1 | .617 | 2nd-E     |
| 2001 | 35-27   | .565 | 16-14   | .533 | 4th-E     |
| 2002 | 46-19   | .708 | 20-10   | .667 | 2nd-E     |
| 2003 | 37-21-1 | .636 | 13-16-1 | .450 | 3rd-E     |
| 2004 | 43-22   | .662 | 17-13   | .567 | T-2nd-E   |
| 2005 | 48-23   | .676 | 20-10   | .667 | 1st-E*    |
| 2006 | 28-28   | .500 | 10-20   | .333 | 6th-E     |
| 2007 | 29-30   | .491 | 15-15   | .500 | 3rd-E     |
| 2008 | 34-24   | .586 | 17-13   | .567 | 2nd-E     |
| 2009 | 42-22   | .656 | 19-11   | .633 | 1st-E     |
| 2010 | 47-17   | .734 | 22-8    | .733 | 1st-E*    |
| 2011 | 53-19   | .736 | 22-8    | .733 | T-1st-E^A |
| 2012 | 47-20   | .701 | 18-12   | .600 | T-2nd-E   |
| 2013 | 29-30   | .492 | 14-16   | .467 | 3rd-E     |
| 2014 | 40-23   | .635 | 21-9    | .700 | 1st-E*    |
| 2015 | 52-18   | .743 | 19-11   | .633 | 2nd-E^A   |

Overall: 2,398-1,520-24 (.611)

SEC: 956-633-2 (.602)

\*SEC Champion

^SEC Tournament Champion

E-Eastern Division finish

## GATORS' RECORD BY DECADE

| Decade         | W-L-T                 | Pct.        |
|----------------|-----------------------|-------------|
| 1910s          | 50-50-4               | .500        |
| 1920s          | 76-99-2               | .435        |
| 1930s          | 98-81-3               | .547        |
| 1940s          | 69-92-5               | .431        |
| 1950s          | 153-81-3              | .652        |
| 1960s          | 239-116-1             | .673        |
| 1970s          | 272-210-1             | .564        |
| 1980s          | 391-197-3             | .664        |
| 1990s          | 396-228               | .635        |
| 2000s          | 386-239-2             | .617        |
| 2010s          | 268-127               | .678        |
| <b>Totals:</b> | <b>2,398-1,520-24</b> | <b>.611</b> |

## FLORIDA ALL-TIME COACHING RECORDS

| Years          | Coach                   | Seasons    | Games        | W            | L            | T         | Pct.        |
|----------------|-------------------------|------------|--------------|--------------|--------------|-----------|-------------|
| 1912           | H.D. McLeod             | 1          | 15           | 9            | 4            | 2         | .667        |
| 1913           | R.P. Hoffman            | 1          | 21           | 11           | 9            | 1         | .548        |
| 1914-16        | Pat Flaherty            | 3          | 45           | 15           | 29           | 1         | .344        |
| 1917           | Hugh Wicher             | 1          | 11           | 8            | 3            | 0         | .727        |
| 1919-20        | Artie Phelan            | 2          | 31           | 14           | 16           | 1         | .468        |
| 1921           | William Kline           | 1          | 14           | 4            | 10           | 0         | .286        |
| 1922-23, 26    | Lance Richbourg         | 3          | 60           | 39           | 21           | 0         | .650        |
| 1924           | Rex Farrior             | 1          | 19           | 5            | 14           | 0         | .263        |
| 1925           | James White             | 1          | 9            | 3            | 6            | 0         | .333        |
| 1927-33        | Brady Cowell            | 7          | 128          | 61           | 65           | 2         | .484        |
| 1934-36        | Ben Clemons             | 3          | 50           | 20           | 29           | 1         | .410        |
| 1937-39        | Lew Hardage             | 3          | 60           | 35           | 24           | 1         | .592        |
| 1940-42, 46-47 | Sam McAllister          | 5          | 100          | 40           | 56           | 4         | .420        |
| 1945           | Bob Pittman             | 1          | 11           | 2            | 9            | 0         | .182        |
| 1948-75        | Dave Fuller             | 28         | 917          | 557          | 354          | 6         | .611        |
| 1976-81        | Jay Bergman             | 6          | 329          | 216          | 113          | 0         | .656        |
| 1982-83        | Jack Rhine              | 2          | 112          | 72           | 39           | 1         | .647        |
| 1984-94        | Joe Arnold              | 11         | 680          | 434          | 244          | 2         | .640        |
| 1995-2001      | Andy Lopez              | 7          | 438          | 278          | 159          | 1         | .636        |
| 2002-07        | Pat McMahon             | 6          | 375          | 231          | 143          | 1         | .617        |
| <b>2008-15</b> | <b>Kevin O'Sullivan</b> | <b>8</b>   | <b>517</b>   | <b>344</b>   | <b>173</b>   | <b>0</b>  | <b>.665</b> |
| <b>Totals:</b> | <b>21 Coaches</b>       | <b>101</b> | <b>3,942</b> | <b>2,398</b> | <b>1,520</b> | <b>24</b> | <b>.611</b> |


| Coach                   | Victories  | SEC Titles | SEC Division Titles | NCAA Appearances | CWS Berths |
|-------------------------|------------|------------|---------------------|------------------|------------|
| Dave Fuller             | 557        | 3          | 4                   | 3                | 0          |
| Joe Arnold              | 434        | 2          | 3                   | 7                | 2          |
| <b>Kevin O'Sullivan</b> | <b>344</b> | <b>3</b>   | <b>4</b>            | <b>8</b>         | <b>4</b>   |
| Andy Lopez              | 278        | 2          | 3                   | 5                | 2          |
| Pat McMahon             | 231        | 1          | 1                   | 4                | 1          |
| Jay Bergman             | 216        | 1          | 5                   | 3                | 0          |
| Jack Rhine              | 72         | 1          | 2                   | 1                | 0          |
| <b>Totals:</b>          | <b>13</b>  | <b>22</b>  | <b>31</b>           | <b>9</b>         | <b>9</b>   |




**SAM McALLISTER**  
(1940-42, 46-47)




**DAVE FULLER**  
(1948-75)



**JAY BERGMAN**  
(1976-81)



**JOE ARNOLD**  
(1984-94)




**ANDY LOPEZ**  
(1995-2001)



**PAT McMAHON**  
(2002-07)

## REMEMBERING COACH FULLER



# REMEMBERING COACH FULLER

He was also a member of the Gator football coaching staff for 29 years (1948-76), the longest run of any assistant coach in UF history. Fuller served in many capacities as head freshman coach, varsity assistant, head scout and a key recruiter under three head coaches, Bob Woodruff, Ray Graves and Doug Dickey.

Fuller's baseball teams produced 47 first-team All-SEC players, and All-Americans Bernie Parrish (1958), Perry McGriff (1959-60) and Tom

Moore (1962-63). Six of his players went on to play in the Major Leagues, including Dennis Aust, Doug Corbett, William Graham, Roger Holt, Haywood Sullivan and Dale Willis.

Gator head baseball coach Kevin O'Sullivan said: "There was no better ambassador for Florida baseball than Dave Fuller. What he accomplished during his legendary career with the Gators will never be forgotten and Coach Fuller embodied all that is best about Florida—loyalty, dedication and the pursuit of excellence. His life touched players, families, staff and alumni and his impact on our baseball program is immeasurable. Coach Fuller is a true representative of

the Gator tradition and he will be missed."

A star athlete at Wake Forest, Fuller started for three seasons in football, basketball and baseball for the Demon Deacons. His greatest fame was in football, where he was a fullback-tailback. Following graduation, he played professional baseball with Portsmouth (Va.) of the Dixie League and Wilson (N.C.) and Goldsboro (N.C.) of the Coastal Plain League.

Fuller used to tell his friends that his inability to hit the curve ball encouraged him to get into coaching. His coaching background included: head football, basketball and baseball at Perquimans Co. High School, Hertford, N.C. (1940-41-42), backfield coach, Maryville (Mo.) Teachers College (1943—Navy V2 Program) and he joined the Gator staff following the end of World War II.




During an unparalleled career directing the Gator baseball program, Fuller compiled a record of 557-354-6 (.611) and captured SEC Championships in 1952, 1956 and 1962.

Dave Fuller, the winningest baseball coach in University of Florida history, passed away in September 2009 at the age of 94.

"Coach Fuller's loyalty and dedication to the coaching profession, and his love of the University of Florida, will always be remembered," said UF Director of Athletics Jeremy Foley. "He had a significant positive influence on countless athletes, coaches and administrators."

Fuller guided the Gator baseball program from 1948-75, producing a record of 557-354-6 (.611) and SEC Championships in 1952, 1956 and 1962, and he was selected as SEC Coach of the Year all three years. His clubs also won four Eastern Division titles, and played in four NCAA Regional tournaments.




Coach Fuller is shown congratulating catcher Jerry Bilyk, who was the first Gator to achieve All-SEC status in back-to-back seasons when he accomplished the feat in 1955 and 1956.



Fuller's tutelage with Florida's 1963 pitching staff resulted in a then-school-record 30 wins, a plateau that the squad did not reach again until 1977 (39-18).

Fuller and his late wife Patricia had four children, daughter Pat, and sons Dave, Len and John all graduated from the University of Florida and also represented the Gators on the diamond. Dave lettered in baseball during the 1967-68 seasons, Len donned the Orange and Blue in both baseball and football in 1970-71, while John (1972-74) earned All-SEC and All-SEC Eastern Division recognition in his final two seasons at catcher.



Coach Fuller threw out the ceremonial first pitch prior to the Gators' 2008 season opener, a 10-7 victory in Kevin O'Sullivan's first game at the helm.


# ALL-TIME SERIES RECORDS

| School                    | Meetings   | W          | L          | T        | Pct.         |
|---------------------------|------------|------------|------------|----------|--------------|
| Abraham Baldwin           | 2          | 1          | 1          | 0        | .500         |
| Adelphi                   | 1          | 1          | 0          | 0        | 1.000        |
| Akron                     | 2          | 2          | 0          | 0        | 1.000        |
| Alabama                   | 113        | 56         | 57         | 0        | .496         |
| Aquinas                   | 2          | 2          | 0          | 0        | 1.000        |
| Arizona State             | 4          | 1          | 3          | 0        | .250         |
| <b>Arkansas</b>           | <b>55</b>  | <b>27</b>  | <b>28</b>  | <b>0</b> | <b>.491</b>  |
| Arkansas-Little Rock      | 2          | 2          | 0          | 0        | 1.000        |
| Army                      | 6          | 5          | 1          | 0        | .833         |
| Ashland                   | 2          | 2          | 0          | 0        | 1.000        |
| Assumption                | 1          | 1          | 0          | 0        | 1.000        |
| Atlanta Crackers          | 3          | 1          | 2          | 0        | .333         |
| Auburn                    | 242        | 114        | 126        | 2        | .475         |
| Austin Peay               | 6          | 3          | 3          | 0        | .500         |
| Baltimore                 | 3          | 3          | 0          | 0        | 1.000        |
| Baltimore Orioles         | 3          | 0          | 2          | 1        | .167         |
| Banana River N.A.S.       | 3          | 1          | 2          | 0        | .333         |
| Barry                     | 1          | 1          | 0          | 0        | 1.000        |
| Baylor                    | 2          | 1          | 1          | 0        | .500         |
| Belmont Abbey             | 2          | 1          | 1          | 0        | .500         |
| <b>Bethune-Cookman</b>    | <b>29</b>  | <b>29</b>  | <b>0</b>   | <b>0</b> | <b>1.000</b> |
| Birmingham-Southern       | 2          | 0          | 2          | 0        | .000         |
| Boston Braves             | 4          | 0          | 4          | 0        | .000         |
| Boston College            | 3          | 3          | 0          | 0        | 1.000        |
| Bradley Tech              | 2          | 2          | 0          | 0        | 1.000        |
| Brooklyn Dodgers          | 2          | 0          | 2          | 0        | .000         |
| Brown                     | 6          | 5          | 1          | 0        | .833         |
| Bucknell                  | 1          | 1          | 0          | 0        | 1.000        |
| Buffalo                   | 1          | 0          | 1          | 0        | .000         |
| Bushnell CWS              | 2          | 1          | 1          | 0        | .500         |
| California                | 2          | 1          | 1          | 0        | .500         |
| Cal State Fullerton       | 3          | 2          | 1          | 0        | .667         |
| Cal State Northridge      | 1          | 1          | 0          | 0        | 1.000        |
| Campbell                  | 3          | 3          | 0          | 0        | 1.000        |
| Campbellsville            | 1          | 1          | 0          | 0        | 1.000        |
| Camp Benning              | 5          | 3          | 2          | 0        | .600         |
| Camp Blanding             | 2          | 1          | 1          | 0        | .500         |
| Central Connecticut       | 1          | 1          | 0          | 0        | 1.000        |
| <b>UCF</b>                | <b>41</b>  | <b>25</b>  | <b>16</b>  | <b>0</b> | <b>.610</b>  |
| Central Michigan          | 7          | 7          | 0          | 0        | 1.000        |
| College of Charleston     | 3          | 2          | 1          | 0        | .667         |
| Charleston Southern       | 13         | 11         | 2          | 0        | .846         |
| Cincinnati                | 3          | 3          | 0          | 0        | 1.000        |
| Citadel                   | 4          | 2          | 2          | 0        | .500         |
| Clemson                   | 30         | 18         | 12         | 0        | .600         |
| Coastal Carolina          | 1          | 1          | 0          | 0        | 1.000        |
| Coca Cola                 | 1          | 1          | 0          | 0        | 1.000        |
| Colby                     | 1          | 1          | 0          | 0        | 1.000        |
| Columbia                  | 1          | 1          | 0          | 0        | 1.000        |
| Columbia College          | 8          | 6          | 2          | 0        | .750         |
| UConn                     | 5          | 5          | 0          | 0        | 1.000        |
| Cumberland                | 2          | 2          | 0          | 0        | 1.000        |
| <b>Dartmouth</b>          | <b>2</b>   | <b>2</b>   | <b>0</b>   | <b>0</b> | <b>1.000</b> |
| Davidson                  | 1          | 1          | 0          | 0        | 1.000        |
| Daytona Beach             | 1          | 0          | 1          | 0        | .000         |
| DeLand Hatters            | 2          | 0          | 2          | 0        | .000         |
| DeLand Reds               | 6          | 2          | 3          | 1        | .417         |
| Delaware                  | 2          | 1          | 1          | 0        | .500         |
| Delaware State            | 1          | 1          | 0          | 0        | 1.000        |
| Duke                      | 6          | 3          | 3          | 0        | .500         |
| Duquesne                  | 4          | 4          | 0          | 0        | 1.000        |
| East Carolina             | 4          | 4          | 0          | 0        | 1.000        |
| Eastern Kentucky          | 1          | 1          | 0          | 0        | 1.000        |
| <b>Eastern Michigan</b>   | <b>6</b>   | <b>5</b>   | <b>1</b>   | <b>0</b> | <b>.833</b>  |
| Eckerd                    | 7          | 5          | 2          | 0        | .714         |
| Erskine                   | 1          | 0          | 1          | 0        | .000         |
| Fairfield                 | 2          | 2          | 0          | 0        | 1.000        |
| Flagler                   | 2          | 2          | 0          | 0        | 1.000        |
| <b>Florida A&amp;M</b>    | <b>20</b>  | <b>19</b>  | <b>1</b>   | <b>0</b> | <b>.950</b>  |
| <b>Florida Atlantic</b>   | <b>29</b>  | <b>22</b>  | <b>7</b>   | <b>0</b> | <b>.759</b>  |
| <b>Florida Gulf Coast</b> | <b>14</b>  | <b>9</b>   | <b>5</b>   | <b>0</b> | <b>.643</b>  |
| Florida International     | 3          | 2          | 1          | 0        | .667         |
| Florida Southern          | 60         | 40         | 18         | 2        | .683         |
| <b>Florida State</b>      | <b>235</b> | <b>107</b> | <b>127</b> | <b>1</b> | <b>.457</b>  |
| Florida Tech              | 10         | 10         | 0          | 0        | 1.000        |
| Food Machinery            | 1          | 0          | 1          | 0        | .000         |
| Fordham                   | 5          | 5          | 0          | 0        | 1.000        |
| Fort Benning              | 3          | 1          | 2          | 0        | .333         |
| Fresno State              | 1          | 1          | 0          | 0        | 1.000        |
| Furman                    | 12         | 11         | 1          | 0        | .917         |
| Gainesville               | 3          | 2          | 1          | 0        | .667         |
| Gainesville Hawks         | 4          | 2          | 2          | 0        | .500         |
| Gardner-Webb              | 3          | 3          | 0          | 0        | 1.000        |
| George Mason              | 1          | 1          | 0          | 0        | 1.000        |
| <b>Georgia</b>            | <b>288</b> | <b>182</b> | <b>104</b> | <b>2</b> | <b>.635</b>  |
| Georgia Southern          | 14         | 11         | 3          | 0        | .786         |
| Georgia State             | 11         | 9          | 2          | 0        | .818         |
| Georgia Tech              | 91         | 59         | 31         | 1        | .654         |
| Georgia Teachers College  | 1          | 1          | 0          | 0        | 1.000        |

|                          |            |            |            |          |              |
|--------------------------|------------|------------|------------|----------|--------------|
| George Washington        | 4          | 4          | 0          | 0        | 1.000        |
| Gordon                   | 1          | 1          | 0          | 0        | 1.000        |
| Green Cove               | 2          | 0          | 2          | 0        | .000         |
| Hawaii                   | 3          | 3          | 0          | 0        | 1.000        |
| HampdenSydney            | 2          | 2          | 0          | 0        | 1.000        |
| Hartford                 | 1          | 1          | 0          | 0        | 1.000        |
| <b>Harvard</b>           | <b>3</b>   | <b>3</b>   | <b>0</b>   | <b>0</b> | <b>1.000</b> |
| Havana                   | 6          | 4          | 2          | 0        | .667         |
| High Springs             | 1          | 1          | 0          | 0        | 1.000        |
| Hofstra                  | 3          | 3          | 0          | 0        | 1.000        |
| Howard                   | 6          | 1          | 5          | 0        | .167         |
| Illinois                 | 4          | 1          | 3          | 0        | .250         |
| Illinois State           | 3          | 3          | 0          | 0        | 1.000        |
| Auburn                   | 5          | 3          | 2          | 0        | .600         |
| Iowa State               | 1          | 1          | 0          | 0        | 1.000        |
| <b>Jacksonville</b>      | <b>82</b>  | <b>51</b>  | <b>31</b>  | <b>0</b> | <b>.622</b>  |
| Jacksonville Marines     | 1          | 1          | 0          | 0        | 1.000        |
| Jacksonville N.A.S.      | 6          | 2          | 3          | 1        | .417         |
| Jacksonville NATC        | 3          | 2          | 1          | 0        | .667         |
| Jacksonville Olympics    | 10         | 5          | 4          | 1        | .550         |
| Jacksonville SE          | 1          | 1          | 0          | 0        | 1.000        |
| Jacksonville State       | 1          | 1          | 0          | 0        | 1.000        |
| Jacksonville Tars        | 12         | 4          | 8          | 0        | .416         |
| James Madison            | 1          | 1          | 0          | 0        | 1.000        |
| Kansas State             | 2          | 2          | 0          | 0        | 1.000        |
| Kent State               | 4          | 1          | 3          | 0        | .250         |
| <b>Kentucky</b>          | <b>200</b> | <b>135</b> | <b>64</b>  | <b>1</b> | <b>.678</b>  |
| Kewatin                  | 4          | 3          | 1          | 0        | .750         |
| Key West                 | 1          | 1          | 0          | 0        | 1.000        |
| King Edward Team         | 2          | 2          | 0          | 0        | 1.000        |
| Lafayette                | 6          | 4          | 2          | 0        | .667         |
| Leesburg                 | 1          | 1          | 0          | 0        | 1.000        |
| Liberty Baptist          | 1          | 1          | 0          | 0        | 1.000        |
| Long Beach State         | 9          | 6          | 3          | 0        | .667         |
| Long Island              | 2          | 2          | 0          | 0        | 1.000        |
| <b>LSU</b>               | <b>101</b> | <b>43</b>  | <b>57</b>  | <b>1</b> | <b>.431</b>  |
| UL-Lafayette             | 6          | 6          | 0          | 0        | 1.000        |
| Louisville               | 5          | 4          | 1          | 0        | .800         |
| Maine                    | 9          | 9          | 0          | 0        | 1.000        |
| Manhattan                | 1          | 1          | 0          | 0        | 1.000        |
| Marianna AAF             | 1          | 0          | 1          | 0        | .000         |
| Marion                   | 2          | 2          | 0          | 0        | 1.000        |
| Maryland                 | 5          | 3          | 2          | 0        | .600         |
| MarylandBaltimore        | 1          | 1          | 0          | 0        | 1.000        |
| Massachusetts            | 10         | 10         | 0          | 0        | 1.000        |
| Mayport Security         | 1          | 1          | 0          | 0        | 1.000        |
| McNeese State            | 2          | 2          | 0          | 0        | 1.000        |
| McDill Field             | 3          | 2          | 1          | 0        | .667         |
| Mercer                   | 58         | 31         | 27         | 0        | .534         |
| Methodist                | 1          | 1          | 0          | 0        | 1.000        |
| <b>Miami (FL)</b>        | <b>243</b> | <b>115</b> | <b>127</b> | <b>1</b> | <b>.475</b>  |
| Miami (OH)               | 9          | 6          | 3          | 0        | .667         |
| Michigan                 | 7          | 6          | 1          | 0        | .857         |
| Michigan State           | 5          | 4          | 1          | 0        | .800         |
| Middle Tennessee State   | 1          | 1          | 0          | 0        | 1.000        |
| Millsap                  | 4          | 3          | 0          | 1        | .875         |
| Minnesota                | 4          | 1          | 3          | 0        | .250         |
| Ole Miss                 | 96         | 49         | 47         | 0        | .510         |
| Mississippi College      | 2          | 1          | 1          | 0        | .500         |
| <b>Mississippi State</b> | <b>106</b> | <b>62</b>  | <b>44</b>  | <b>0</b> | <b>.585</b>  |
| <b>Missouri</b>          | <b>15</b>  | <b>11</b>  | <b>4</b>   | <b>0</b> | <b>.733</b>  |
| Monmouth                 | 1          | 1          | 0          | 0        | 1.000        |
| Nashville South Assoc.   | 1          | 0          | 1          | 0        | .000         |
| Nashville Vols           | 1          | 0          | 1          | 0        | .000         |
| N.C.A. & E               | 1          | 0          | 1          | 0        | .000         |
| Naval Air Base           | 4          | 0          | 4          | 0        | .000         |
| Naval Air Station        | 3          | 2          | 0          | 1        | .833         |
| Nebraska                 | 1          | 1          | 0          | 0        | 1.000        |
| Newberry                 | 1          | 0          | 1          | 0        | .000         |
| New Orleans              | 3          | 2          | 1          | 0        | .667         |
| New York Giants          | 2          | 0          | 2          | 0        | .000         |
| Nicholls State           | 2          | 2          | 0          | 0        | 1.000        |
| Norman JC                | 4          | 4          | 0          | 0        | 1.000        |
| Norman Park              | 2          | 0          | 2          | 0        | .000         |
| North Carolina           | 28         | 12         | 16         | 0        | .429         |
| UNC Asheville            | 2          | 1          | 1          | 0        | .500         |
| UNC Charlotte            | 2          | 2          | 0          | 0        | 1.000        |
| UNC Greensboro           | 8          | 7          | 1          | 0        | .875         |
| NC State                 | 6          | 5          | 1          | 0        | .833         |
| <b>North Florida</b>     | <b>14</b>  | <b>8</b>   | <b>6</b>   | <b>0</b> | <b>.571</b>  |
| Northwestern             | 3          | 3          | 0          | 0        | 1.000        |
| Notre Dame               | 5          | 4          | 1          | 0        | .800         |
| Ocala                    | 1          | 0          | 1          | 0        | .000         |
| Oglethorpe               | 24         | 14         | 10         | 0        | .583         |
| Ohio                     | 4          | 3          | 1          | 0        | .750         |
| Ohio State               | 7          | 6          | 1          | 0        | .857         |
| Oklahoma State           | 6          | 2          | 4          | 0        | .333         |
| Old Dominion             | 1          | 1          | 0          | 0        | 1.000        |
| Oregon State             | 1          | 1          | 0          | 0        | 1.000        |
| Orlando Air Base         | 1          | 0          | 1          | 0        | .000         |

|                        |            |            |           |          |             |
|------------------------|------------|------------|-----------|----------|-------------|
| Ormond Beach Hotel     | 2          | 2          | 0         | 0        | 1.000       |
| Pace                   | 4          | 4          | 0         | 0        | 1.000       |
| Palmer College         | 14         | 9          | 5         | 0        | .643        |
| Pensacola              | 2          | 1          | 1         | 0        | .500        |
| Pensacola Aviators     | 1          | 1          | 0         | 0        | 1.000       |
| Pensacola N.A.S.       | 4          | 1          | 3         | 0        | .250        |
| Pfeiffer               | 1          | 1          | 0         | 0        | 1.000       |
| Philadelphia A's       | 2          | 0          | 2         | 0        | .000        |
| Philadelphia National  | 3          | 0          | 3         | 0        | .000        |
| Pinecastle AAF         | 2          | 0          | 2         | 0        | .000        |
| Presbyterian           | 1          | 1          | 0         | 0        | 1.000       |
| Princeton              | 1          | 1          | 0         | 0        | 1.000       |
| Purdue                 | 5          | 5          | 0         | 0        | 1.000       |
| Quincy                 | 1          | 1          | 0         | 0        | 1.000       |
| Radford                | 2          | 2          | 0         | 0        | 1.000       |
| Raiford                | 4          | 3          | 1         | 0        | .750        |
| Rhode Island           | 8          | 8          | 0         | 0        | 1.000       |
| Richmond               | 2          | 2          | 0         | 0        | 1.000       |
| Rider                  | 1          | 1          | 0         | 0        | 1.000       |
| Rollins                | 155        | 97         | 53        | 5        | .642        |
| St. Augustine          | 2          | 2          | 0         | 0        | 1.000       |
| St. Bonaventure        | 2          | 2          | 0         | 0        | 1.000       |
| St. John's             | 1          | 1          | 0         | 0        | 1.000       |
| St. Joseph's           | 2          | 2          | 0         | 0        | 1.000       |
| St. Leo                | 13         | 12         | 1         | 0        | .923        |
| St. Louis Browns       | 1          | 0          | 1         | 0        | .000        |
| St. Louis Cardinals    | 1          | 0          | 1         | 0        | .000        |
| St. Thomas             | 1          | 1          | 0         | 0        | 1.000       |
| St. Xavier             | 6          | 5          | 1         | 0        | .833        |
| Samford                | 4          | 3          | 1         | 0        | .750        |
| San Diego State        | 6          | 4          | 1         | 1        | .750        |
| Sanford N.A.S.         | 3          | 1          | 2         | 0        | .333        |
| San Jose State         | 3          | 1          | 2         | 0        | .333        |
| Santa Clara            | 3          | 2          | 1         | 0        | .667        |
| Savannah State         | 2          | 2          | 0         | 0        | 1.000       |
| Sewanee                | 3          | 2          | 1         | 0        | .667        |
| Siena                  | 12         | 12         | 0         | 0        | 1.000       |
| South Alabama          | 3          | 2          | 1         | 0        | .667        |
| <b>South Carolina</b>  | <b>84</b>  | <b>41</b>  | <b>43</b> | <b>0</b> | <b>.488</b> |
| <b>USF</b>             | <b>82</b>  | <b>58</b>  | <b>24</b> | <b>0</b> | <b>.707</b> |
| Southern California    | 2          | 0          | 2         | 0        | .000        |
| Southern Illinois      | 4          | 2          | 2         | 0        | .500        |
| Southern Miss          | 4          | 1          | 3         | 0        | .250        |
| Southwest Texas State  | 1          | 1          | 0         | 0        | 1.000       |
| State Prison           | 5          | 5          | 0         | 0        | 1.000       |
| Southeastern Louisiana | 1          | 1          | 0         | 0        | 1.000       |
| Stetson                | 114        | 80         | 34        | 0        | .702        |
| SUNY-Stony Brook       | 4          | 4          | 0         | 0        | 1.000       |
| Tallahassee            | 5          | 4          | 1         | 0        | .800        |
| Tampa                  | 26         | 20         | 6         | 0        | .770        |
| Tampa Smokers          | 5          | 0          | 5         | 0        | .000        |
| Temple                 | 10         | 6          | 4         | 0        | .600        |
| <b>Tennessee</b>       | <b>228</b> | <b>147</b> | <b>81</b> | <b>0</b> | <b>.645</b> |
| UTChattanooga          | 4          | 4          | 0         | 0        | 1.000       |
| Texas                  | 3          | 1          | 2         | 0        | .333        |
| <b>Texas A&amp;M</b>   | <b>11</b>  | <b>2</b>   | <b>9</b>  | <b>0</b> | <b>.182</b> |
| Trinity College        | 2          | 0          | 2         | 0        | .000        |
| Troy State             | 3          | 3          | 0         | 0        | 1.000       |
| Troy Teachers College  | 2          | 1          | 1         | 0        | .500        |
| Tulane                 | 7          | 5          | 2         | 0        | .714        |
| UAB                    | 2          | 2          | 0         | 0        | 1.000       |
| UCLA                   | 5          | 3          | 2         | 0        | .600        |
| Valdosta State         | 19         | 14         | 5         | 0        | .737        |
| Valparaiso             | 1          | 0          | 1         | 0        | .000        |
| <b>Vanderbilt</b>      | <b>204</b> | <b>133</b> | <b>70</b> | <b>1</b> | <b>.654</b> |
| Villanova              | 3          | 2          | 1         | 0        | .667        |
| Virginia               | 8          | 5          | 3         | 0        | .625        |
| VMI                    | 4          | 2          | 2         | 0        | .500        |
| Virginia Tech          | 2          | 1          | 1         | 0        | .500        |
| Wagner                 | 2          | 2          | 0         | 0        | 1.000       |
| Wake Forest            | 7          | 5          | 2         | 0        | .714        |
| Washington and Lee     | 1          | 0          | 1         | 0        | .000        |
| Washington Senators    | 1          | 0          | 1         | 0        | .0          |

# YEAR-BY-YEAR RESULTS & SCORES



Florida's first varsity-sponsored baseball team in 1912.

Home Games in CAPS; (N) Neutral Site; ( ) Extra innings since 1984

## 1912 (9-4-2)

Coach: H.D. McLeod

|                            |   |       |
|----------------------------|---|-------|
| 2/22 JACKSONVILLE OLYMPICS | T | 6-6   |
| 2/23 JACKSONVILLE OLYMPICS | L | 2-3   |
| 2/23 JACKSONVILLE OLYMPICS | W | 1-0   |
| 3/1 Stetson                | W | 8-0   |
| 3/2 Stetson                | L | 2-4   |
| 3/4 Rollins                | L | 4-5   |
| 3/5 Rollins                | W | 4-2   |
| 3/18 STETSON               | W | 4-3   |
| 3/19 STETSON               | W | 6-2   |
| 3/22 Southern College      | T | 11-11 |
| 3/23 Southern College      | W | 7-5   |
| 3/25 ROLLINS               | L | 3-8   |
| 3/26 ROLLINS               | W | 4-3   |
| 3/28 SOUTHERN COLLEGE      | W | 11-5  |
| 3/29 SOUTHERN COLLEGE      | W | 8-2   |

## 1913 (11-9-1)

Coach: R.P. Hoffman

|                            |   |      |
|----------------------------|---|------|
| 2/21 JACKSONVILLE OLYMPICS | W | 18-7 |
| 2/22 JACKSONVILLE OLYMPICS | W | 7-6  |
| 2/28 SOUTHERN COLLEGE      | W | 9-2  |
| 3/1 SOUTHERN COLLEGE       | T | 2-2  |
| 3/13 Stetson               | L | 1-3  |
| 3/14 Stetson               | L | 2-7  |
| 3/15 Stetson               | L | 2-7  |
| 3/20 MERCER                | W | 11-5 |
| 3/21 MERCER                | W | 4-3  |
| 3/22 MERCER                | W | 2-1  |
| 3/28 Southern College      | W | 14-7 |
| 3/29 Southern College      | W | 11-7 |
| 4/10 Auburn (N)            | L | 2-3  |
| 4/11 Auburn (N)            | L | 5-8  |
| 4/12 Auburn (N)            | L | 2-4  |
| 4/30 SEWANNEE              | W | 6-4  |
| 5/1 SEWANNEE               | W | 9-3  |
| SEWANNEE                   | L | 2-4  |
| 5/16 Mercer                | L | 1-2  |
| 5/17 Mercer                | L | 0-5  |
| 5/19 Gordon                | W | 2-1  |

## 1914 (2-8)

Coach: Pat Flaherty

|                       |   |      |
|-----------------------|---|------|
| 3/4 SOUTHERN          | L | 5-7  |
| 3/4 SOUTHERN          | L | 2-7  |
| 3/23 ST. LOUIS BROWNS | L | 0-17 |
| 4/3 MERCER            | W | 7-2  |
| 4/4 MERCER            | L | 0-3  |
| 4/9 Auburn (N)        | L | 1-8  |
| 4/10 Auburn (N)       | L | 3-4  |
| 4/11 Auburn (N)       | W | 5-3  |
| 5/12 Mercer           | L | 1-2  |
| 5/13 Mercer           | L | 5-10 |

## 1915 (4-6-1)

Coach: Pat Flaherty

|                            |   |      |
|----------------------------|---|------|
| 3/22 JACKSONVILLE OLYMPICS | L | 6-9  |
| KEWATIN                    | W | 4-2  |
| KEWATIN                    | L | 9-10 |
| 3/23 PHILADELPHIA A'S      | L | 3-16 |
| 3/27 UT-CHATTANOOGA        | W | 14-6 |
| 3/28 UT-CHATTANOOGA        | W | 5-3  |
| 4/15 Ocala                 | L | 5-7  |
| 4/21 Quincy                | W | 9-4  |
| 4/22 Auburn (N)            | L | 2-7  |
| 4/23 Auburn (N)            | T | 5-5  |
| 4/24 Auburn (N)            | L | 2-8  |

## 1916 (9-14)

Coach: Pat Flaherty

|                            |   |      |
|----------------------------|---|------|
| 2/21 COLUMBIA COLLEGE      | L | 3-4  |
| 2/22 COLUMBIA COLLEGE      | W | 3-2  |
| 2/28 JACKSONVILLE OLYMPICS | L | 3-11 |
| 2/29 JACKSONVILLE OLYMPICS | L | 3-7  |
| 2/29 JACKSONVILLE OLYMPICS | W | 4-2  |
| 3/9 KEWATIN                | W | 5-4  |
| 3/9 KEWATIN                | W | 16-2 |
| 3/18 PHILADELPHIA A'S      | L | 5-20 |
| 4/7 Palmer College         | L | 1-2  |
| 4/7 Palmer College         | W | 1-0  |

|                    |   |      |
|--------------------|---|------|
| 4/8 Palmer College | L | 0-1  |
| 4/14 Mercer        | W | 5-2  |
| 4/15 Mercer        | L | 6-12 |
| 4/21 TENNESSEE     | L | 2-10 |
| 4/22 TENNESSEE     | W | 6-5  |
| 4/22 TENNESSEE     | W | 2-1  |
| 5/8 Mercer         | L | 2-5  |
| 5/9 Mercer         | L | 1-2  |
| 5/10 Southern      | L | 0-2  |
| 5/11 Southern      | W | 6-5  |
| 5/12 Auburn        | L | 0-7  |
| 5/13 Auburn        | L | 3-14 |
| 5/13 Auburn        | L | 1-7  |



Right-hander Bryan Ball completed his four-year UF career in 2006 tied with Marc Valdes for first on the squad's all-time list for most starts (55) and his 20 victories are tied for 14th.

## 1917 (8-3)

Coach: Hugh Wicher

|                            |   |      |
|----------------------------|---|------|
| 2/24 JACKSONVILLE OLYMPICS | W | 9-0  |
| 3/9 Columbia College       | W | 4-1  |
| 3/10 Columbia College      | L | 0-3  |
| 3/10 Columbia College      | W | 7-2  |
| 3/26 Palmer College        | L | 1-5  |
| 3/27 Palmer College        | W | 9-6  |
| 3/27 Palmer College        | L | 3-4  |
| 3/28 Tallahassee           | W | 9-1  |
| 3/30 COLUMBIA COLLEGE      | W | 3-0  |
| 3/31 COLUMBIA COLLEGE      | W | 13-2 |
| 3/31 COLUMBIA COLLEGE      | W | 7-1  |

## 1918 (DID NOT FIELD TEAM DUE TO WORLD WAR I)

## 1919 (7-5)

Coach: Artie Phelan

|                     |   |      |
|---------------------|---|------|
| 4/10 48th Infantry  | W | 17-9 |
| 4/12 South Carolina | L | 3-5  |
| 4/12 South Carolina | L | 4-6  |
| 4/14 Wofford        | W | 4-3  |
| 4/15 Furman         | L | 3-4  |
| Erskine             | L | 0-2  |
| Newberry            | L | 1-3  |
| Presbyterian        | W | 7-0  |
| Stetson             | W | 13-4 |
| High Springs        | W | 5-3  |
| 5/15 STETSON        | W | 13-4 |
| 5/16 STETSON        | W | 7-3  |

## 1920 (7-11-1)

Coach: Artie Phelan

|                     |   |      |
|---------------------|---|------|
| 3/24 Rollins        | W | 8-3  |
| 3/25 Rollins        | W | 9-2  |
| 3/26 Stetson        | L | 3-4  |
| 3/27 Stetson        | W | 14-2 |
| 4/3 Stetson         | W | 10-7 |
| 4/3 Stetson         | W | 5-4  |
| 4/9 Palmer College  | W | 1-0  |
| 4/10 Palmer College | L | 1-2  |
| 4/12 Howard         | L | 2-3  |
| 4/13 Alabama        | L | 4-13 |
| 4/14 Alabama        | L | 3-9  |
| 4/15 Georgia Tech   | L | 0-8  |
| 4/24 GEORGIA TECH   | L | 3-9  |
| 4/25 GEORGIA TECH   | L | 3-6  |
| 4/27 ROLLINS        | W | 14-3 |
| 4/28 ROLLINS        | L | 6-8  |
| 5/3 Auburn          | L | 2-7  |
| 5/4 Auburn          | L | 0-1  |
| 5/4 Auburn          | T | 1-1  |

## 1921 (4-10)

Coach: William Kline

|                        |   |       |
|------------------------|---|-------|
| 3/21 Mercer            | L | 0-11  |
| 3/22 Mercer            | W | 4-1   |
| PHILADELPHIA NATIONALS | L | 4-18  |
| PHILADELPHIA NATIONALS | L | 0-13  |
| 3/28 Camp Benning      | W | 3-2   |
| 3/29 Yale              | L | 11-12 |
| 3/30 VPI               | L | 4-7   |
| 3/31 Washington & Lee  | L | 4-9   |
| 4/2 VMI                | W | 15-5  |
| 4/3 Trinity College    | L | 4-6   |
| 4/4 North Carolina     | L | 1-3   |
| 4/5 N.C.A. & E.        | L | 3-5   |
| 4/6 Furman             | W | 10-7  |
| 4/7 Mercer             | L | 2-3   |

## 1922 (15-5)

Coach: Lance Richbourg

|                             |   |      |
|-----------------------------|---|------|
| 3/22 MERCER                 | L | 6-10 |
| 3/23 MERCER                 | W | 7-5  |
| 3/24 Philadelphia Nationals | L | 3-12 |
| 3/29 Rollins                | W | 6-5  |
| 3/30 Rollins                | W | 16-0 |
| 3/31 Stetson                | W | 10-5 |
| 4/1 Stetson                 | W | 6-1  |
| 4/5 Palmer College          | W | 11-0 |
| 4/6 Palmer College          | W | 9-1  |
| 4/7 Camp Benning            | W | 9-3  |
| 4/8 Camp Benning            | W | 5-4  |
| 4/10 Mississippi College    | W | 2-0  |
| 4/11 Mississippi College    | L | 0-4  |
| 4/12 Mississippi            | W | 7-1  |
| 4/13 Mississippi            | L | 1-4  |
| 4/15 Yale                   | W | 3-2  |
| 4/21 ROLLINS                | W | 14-0 |
| 4/22 ROLLINS                | W | 8-3  |
| 5/5 STETSON                 | L | 0-2  |
| 5/6 STETSON                 | W | 12-1 |

## 1923 (10-9)

Coach: Lance Richbourg

|                  |   |      |
|------------------|---|------|
| Southern         | W | 7-2  |
| Southern         | W | 5-0  |
| Atlanta Crackers | W | 4-3  |
| Rollins          | W | 6-2  |
| Rollins          | W | 6-4  |
| Stetson          | W | 13-4 |
| Stetson          | L | 1-2  |
| STETSON          | W | 10-5 |
| STETSON          | W | 10-1 |
| Oglethorpe       | L | 0-6  |
| Oglethorpe       | L | 4-12 |
| Georgia Tech     | L | 0-2  |
| Georgia Tech     | L | 0-13 |
| Mississippi A&M  | L | 0-10 |
| Mississippi A&M  | L | 0-9  |
| Camp Benning     | L | 2-10 |
| Camp Benning     | L | 5-9  |
| SOUTHERN         | W | 10-5 |
| SOUTHERN         | W | 2-0  |

## 1924 (5-14)

Coach: Rex Farris

|             |   |      |
|-------------|---|------|
| STETSON     | W | 4-0  |
| STETSON     | W | 4-2  |
| 3/14 HOWARD | L | 0-2  |
| 3/15 HOWARD | L | 0-2  |
| 3/24 Mercer | L | 2-10 |
| 3/25 Mercer | L | 2-4  |
| 3/26 Mercer | L | 1-2  |
| 3/27 Mercer | L | 2-3  |
| Auburn (N)  | L | 3-10 |
| Auburn (N)  | W | 4-3  |
| 4/21 Howard | L | 3-4  |
| 4/22 Howard | L | 8-11 |
| Pensacola   | W | 3-1  |
| Pensacola   | L | 5-8  |
| 4/28 Mercer | L | 0-1  |
| 4/29 Mercer | L | 1-14 |
| TRINITY     | L | 6-11 |
| Stetson     | L | 3-7  |
| Stetson     | W | 3-0  |

## 1925 (3-6)

Coach: James White

|                  |   |      |
|------------------|---|------|
| MERCER           | L | 4-13 |
| MERCER           | L | 0-6  |
| MERCER           | L | 7-11 |
| MERCER           | W | 7-4  |
| Pensacola N.A.S. | L | 2-8  |
| Pensacola N.A.S. | L | 0-3  |
| Palmer College   | W | 3-1  |
| Palmer College   | W | 10-2 |
| Mercer           | L | 2-7  |

## 1926 (14-7)

Coach: Lance Richbourg

|                      |   |      |
|----------------------|---|------|
| New York Giants      | L | 3-11 |
| Washington Senators  | L | 2-5  |
| 4/14 Havana          | W | 12-6 |
| Havana               | L | 3-11 |
| Havana               | W | 29-6 |
| Havana               | W | 7-0  |
| Key West Town Team   | W | 7-0  |
| 4/29 Palmer College  | W | 7-2  |
| Palmer College       | W | 4-3  |
| Pensacola Aviators   | W | 5-3  |
| 5/12 Jacksonville SE | W | 4-2  |
| Auburn               | L | 1-2  |
| Auburn               | L | 3-4  |
| MERCER               | W | 8-1  |
| MERCER               | W | 6-5  |
| MERCER               | L | 2-3  |
| Mercer               | W | 8-3  |
| Stetson              | W | 5-1  |
| Mercer               | W | 5-2  |
| Mercer               | L | 0-1  |
| STETSON              | W | 12-0 |

## 1927 (8-14)

Coach: Brady Cowell

|                          |   |      |
|--------------------------|---|------|
| 3/8 St. Louis Cardinals  | L | 4-6  |
| Brooklyn Dodgers         | L | 3-11 |
| 3/11 Buffalo             | L | 2-5  |
| 3/24 NEW YORK GIANTS     | L | 1-3  |
| 3/26 Jacksonville Tars   | W | 4-1  |
| 3/28 MISSISSIPPI A&M     | L | 0-2  |
| 3/28 MISSISSIPPI A&M     | L | 4-5  |
| 3/29 MISSISSIPPI A&M     | L | 2-3  |
| 3/30 BOSTON BRAVES       | L | 3-4  |
| 4/2 Fort Benning         | L | 1-2  |
| 4/3 Fort Benning         | W | 8-0  |
| 4/4 Auburn               | L | 1-2  |
| 4/5 Auburn               | W | 1-0  |
| 4/6 Alabama              | L | 0-16 |
| 4/7 Alabama              | W | 10-1 |
| 4/8 Vanderbilt           | W | 5-2  |
| 4/12 Birmingham-Southern | L | 6-7  |
| 4/13 Birmingham-Southern | L | 4-5  |
| 4/18 Sanford             | W | 6-4  |
| 4/26 Auburn              | W | 4-3  |
| 4/26 Auburn              | W | 5-4  |
| 4/27 Auburn              | L | 0-5  |



One of the top defensive catchers in school history, Brian Jeroloman threw out an SEC-leading 37 runners attempting to steal in 2005, when he was an All-SEC pick.

## 1928 (6-14-1)

Coach: Brady Cowell

|                         |   |      |
|-------------------------|---|------|
| 2/22 Ormond Beach Hotel | W | 3-2  |
| 2/23 Ormond Beach Hotel | W | 2-1  |
| 3/14 Brooklyn Dodgers   | L | 3-17 |
| 3/16 Boston Braves      | L | 0-7  |
| 3/17 Baltimore          | T | 0-0  |
| 3/21 Jacksonville Tars  | W | 5-3  |
| 3/22 Jacksonville Tars  | L | 3-6  |
| 3/27 Jacksonville Tars  | W | 3-0  |
| 4/2 BOSTON BRAVES       | L | 0-16 |
| 4/4 CLEMSON             | L | 1-2  |
| 4/5 CLEMSON             | W | 12-6 |
| 4/11 Auburn             | L | 1-4  |
| 4/12 Auburn             | L | 5-10 |
| 4/13 Alabama            | L | 2-6  |


# YEAR-BY-YEAR RESULTS & SCORES

|      |                 |   |      |
|------|-----------------|---|------|
| 4/14 | Alabama         | L | 1-12 |
| 4/16 | Mississippi A&M | L | 2-7  |
| 4/17 | Mississippi A&M | L | 4-5  |
| 4/19 | Fort Benning    | L | 0-4  |
| 4/26 | Auburn          | W | 6-5  |
| 4/27 | Auburn          | L | 0-2  |
| 4/28 | Auburn          | L | 1-2  |

## 1929 (4-9)

**Coach: Brady Cowell**

|      |                   |   |      |
|------|-------------------|---|------|
| 3/16 | State Prison      | W | 10-2 |
| 3/26 | Jacksonville Tars | L | 3-4  |
| 3/27 | Jacksonville Tars | W | 1-0  |
| 4/2  | BOSTON BRAVES     | L | 5-12 |
| 4/5  | GEORGIA TECH      | W | 4-3  |
| 4/6  | GEORGIA TECH      | L | 1-3  |
| 4/12 | Tampa Smokers     | L | 2-10 |
| 4/13 | Tampa Smokers     | L | 1-3  |
| 4/22 | Tallahassee       | W | 7-6  |
| 4/23 | Tallahassee       | L | 4-6  |
| 4/25 | Auburn            | L | 7-9  |
| 4/26 | Auburn            | L | 2-7  |
| 4/27 | Auburn            | L | 6-7  |



A four-run fifth inning, highlighted by Jeff Corsaletti's third double of the game that brought across Stephen Barton, propelled the Gators to a 7-4 triumph over second-ranked Nebraska in front of 26,813 fans at Rosenblatt Stadium. With its season-best seventh-straight win, UF moved one step closer to advancing to the best-of-three championship round in 2005.

## 1930 (9-8)

**Coach: Brady Cowell**

|      |                   |   |      |
|------|-------------------|---|------|
| 4/1  | Tampa Smokers     | L | 2-3  |
| 4/3  | Georgia Tech      | L | 1-2  |
| 4/4  | Georgia Tech      | W | 3-1  |
| 4/7  | Clemson           | W | 5-2  |
| 4/8  | Clemson           | L | 3-9  |
| 4/10 | JACKSONVILLE TARS | L | 1-5  |
| 4/11 | TAMPA SMOKERS     | L | 1-15 |
| 4/12 | Jacksonville Tars | L | 5-10 |
| 4/21 | NOTRE DAME        | L | 4-5  |
| 4/21 | NOTRE DAME        | W | 1-0  |
| 4/22 | Tallahassee       | W | 11-9 |
| 4/23 | Tallahassee       | W | 10-2 |
| 4/24 | Auburn            | W | 3-2  |
| 4/25 | Auburn            | L | 2-3  |
| 4/26 | Auburn            | W | 4-3  |
| 5/7  | MERCER            | W | 3-2  |
| 5/8  | MERCER            | W | 11-2 |

## 1931 (11-10)

**Coach: Brady Cowell**

|      |                  |   |      |
|------|------------------|---|------|
| 4/3  | GEORGIA          | L | 2-3  |
| 4/4  | GEORGIA          | W | 3-2  |
| 4/11 | KING EDWARD TEAM | W | 9-8  |
| 4/13 | GEORGIA TECH     | W | 8-6  |
| 4/14 | GEORGIA TECH     | W | 9-8  |
| 4/20 | Georgia          | L | 3-9  |
| 4/21 | Georgia          | L | 4-7  |
| 4/22 | Georgia Tech     | L | 4-8  |
| 4/23 | Georgia Tech     | W | 4-3  |
| 4/24 | Oglethorpe       | L | 3-16 |
| 4/25 | Oglethorpe       | L | 6-9  |
| 5/1  | AUBURN           | L | 3-6  |
| 5/2  | AUBURN           | W | 5-1  |
| 5/4  | OGLETHORPE       | W | 5-3  |
| 5/5  | OGLETHORPE       | W | 8-5  |
| 5/9  | Auburn           | L | 3-4  |
| 5/9  | Auburn           | W | 8-6  |
| 5/11 | Mercer           | L | 3-4  |
| 5/12 | Mercer           | L | 2-10 |
| 5/15 | MERCER           | W | 7-4  |
| 5/16 | MERCER           | W | 10-3 |

## 1932 (12-8)

**Coach: Brady Cowell**

|      |                  |   |      |
|------|------------------|---|------|
| 3/26 | KING EDWARD TEAM | W | 11-0 |
| 3/28 | ST. AUGUSTINE    | W | 8-6  |
| 4/1  | OGLETHORPE       | W | 6-2  |
| 4/2  | OGLETHORPE       | W | 6-4  |
| 4/6  | COCA-COLA        | W | 9-3  |
| 4/8  | NORMAN PARK      | L | 7-8  |
| 4/9  | NORMAN PARK      | L | 5-7  |
| 4/15 | GEORGIA STATE    | W | 7-5  |
| 4/16 | GEORGIA STATE    | L | 2-4  |
| 4/22 | Auburn           | L | 2-5  |
| 4/23 | Auburn           | L | 2-6  |
| 4/25 | Georgia Tech     | W | 6-4  |
| 4/26 | Georgia Tech     | W | 7-1  |
| 4/27 | Georgia          | L | 1-2  |
| 4/28 | Georgia          | L | 1-9  |
| 4/30 | St. Augustine    | W | 16-3 |
| 5/3  | DeLAND REDS      | L | 6-9  |
| 5/7  | DeLand Reds      | W | 12-8 |
| 5/13 | Rollins          | W | 15-3 |
| 5/14 | Rollins          | W | 10-1 |

## 1933 (11-2-1) (4-4 SEC, T-4TH)

**Coach: Brady Cowell**

|      |                       |   |      |
|------|-----------------------|---|------|
| 3/31 | NORMAN JUNIOR COLLEGE | W | 1-0  |
| 4/1  | NORMAN JUNIOR COLLEGE | W | 12-3 |
| 4/6  | DeLand Reds           | T | 2-2  |
| 4/7  | Rollins               | W | 18-0 |
| 4/8  | Rollins               | W | 5-3  |
| 4/19 | Georgia State         | W | 12-7 |
| 4/20 | Georgia State         | L | 3-10 |
| 4/21 | Norman Junior College | W | 4-2  |
| 4/22 | Norman Junior College | W | 8-6  |
| 4/28 | GEORGIA STATE         | W | 2-1  |
| 4/29 | GEORGIA STATE         | W | 8-0  |
| 5/5  | DeLAND REDS           | L | 0-5  |
| 5/12 | ROLLINS               | W | 13-0 |
| 5/13 | ROLLINS               | W | 7-1  |

## 1934 (6-7) (4-5 SEC, 5TH)

**Coach: Ben Clemons**

|      |                   |   |      |
|------|-------------------|---|------|
| 3/24 | Baltimore Orioles | L | 5-12 |
| 3/29 | BALTIMORE ORIOLES | L | 1-10 |
| 4/6  | Georgia*          | W | 15-5 |
| 4/7  | Georgia*          | L | 6-7  |
| 4/9  | Georgia Tech*     | L | 2-3  |
| 4/10 | Georgia Tech*     | W | 18-6 |
| 4/13 | ROLLINS           | W | 15-2 |
| 4/14 | ROLLINS           | W | 13-1 |
| 4/16 | MILLSAP           | W | 7-1  |
| 4/17 | MILLSAP           | W | 10-4 |
| 4/30 | GEORGIA*          | L | 5-7  |
| 5/4  | Rollins           | L | 5-13 |
| 5/5  | Rollins           | L | 5-10 |

## 1935 (7-13-1) (4-4 SEC, T-4TH)

**Coach: Ben Clemons**

|      |                        |   |       |
|------|------------------------|---|-------|
| 3/24 | Nashville Vols         | L | 0-10  |
| 3/27 | NASHVILLE SOUTH ASSOC. | L | 3-14  |
| 3/30 | Jacksonville Tars      | L | 2-9   |
| 4/3  | JACKSONVILLE TARS      | L | 2-6   |
| 4/5  | GAINESVILLE HAWKS      | W | 6-1   |
| 4/11 | Daytona Beach          | L | 7-8   |
| 4/13 | DeLand Reds            | L | 1-2   |
| 4/15 | MILLSAP                | W | 15-12 |
| 4/16 | MILLSAP                | T | 2-2   |
| 4/18 | Auburn*                | L | 6-7   |
| 4/19 | Auburn*                | L | 4-9   |
| 4/20 | Auburn*                | W | 8-6   |
| 4/24 | TROY TEACHERS COLLEGE  | W | 3-2   |
| 4/25 | TROY TEACHERS COLLEGE  | L | 1-13  |
| 4/26 | Rollins                | L | 3-5   |
| 4/27 | Rollins                | L | 1-2   |
| 5/2  | DE LAND REDS           | W | 8-7   |
| 5/6  | Georgia*               | W | 8-0   |
| 5/7  | Georgia*               | L | 1-5   |
| 5/10 | ROLLINS                | L | 7-8   |
| 5/11 | ROLLINS                | W | 3-2   |

## 1936 (7-9) (4-4 SEC, T-4TH)

**Coach: Ben Clemons**

|      |                   |   |      |
|------|-------------------|---|------|
| 4/9  | GAINESVILLE HAWKS | L | 4-5  |
| 4/11 | GAINESVILLE HAWKS | L | 1-5  |
| 4/15 | Auburn*           | L | 2-10 |
| 4/16 | Auburn*           | L | 1-4  |
| 4/17 | Oglethorpe        | L | 7-9  |
| 4/18 | Oglethorpe        | L | 3-5  |
| 4/20 | Georgia*          | W | 10-6 |
| 4/21 | Georgia*          | L | 6-7  |
| 4/29 | OGLETHORPE        | W | 6-3  |
| 4/30 | OGLETHORPE        | W | 3-1  |
| 5/8  | Rollins           | W | 5-4  |
| 5/9  | Rollins           | W | 8-6  |
| 5/11 | GEORGIA*          | W | 4-2  |
| 5/12 | GEORGIA*          | L | 6-8  |

|      |         |   |     |
|------|---------|---|-----|
| 5/16 | ROLLINS | L | 0-2 |
| 5/16 | ROLLINS | W | 3-2 |

## 1937 (10-7-1) (3-3 SEC, T-4TH)

**Coach: Lew Hardage**

|      |               |   |      |
|------|---------------|---|------|
| 4/2  | OGLETHORPE    | W | 3-0  |
| 4/3  | OGLETHORPE    | L | 1-6  |
| 4/3  | OGLETHORPE    | L | 7-10 |
|      | Raiford       | W | 8-2  |
| 4/16 | GEORGIA TECH* | W | 10-9 |
| 4/17 | GEORGIA TECH* | W | 5-4  |
| 4/23 | AUBURN*       | L | 7-9  |
| 4/24 | AUBURN*       | L | 4-9  |
|      | Rollins       | W | 4-3  |
|      | Rollins       | T | 3-3  |
| 5/6  | Oglethorpe    | W | 10-7 |
| 5/6  | Oglethorpe    | W | 6-1  |
| 5/7  | Vanderbilt    | W | 5-4  |
| 5/8  | Vanderbilt    | L | 2-4  |
| 5/10 | Georgia*      | L | 7-8  |
| 5/10 | Georgia*      | W | 9-1  |
| 5/15 | ROLLINS       | W | 7-1  |
| 5/15 | ROLLINS       | L | 9-12 |

## 1938 (14-9) (4-2 SEC, 2ND)

**Coach: Lew Hardage**

|      |                   |   |      |
|------|-------------------|---|------|
| 3/26 | State Prison      | W | 10-3 |
| 3/29 | OGLETHORPE        | W | 4-1  |
| 3/30 | OGLETHORPE        | W | 4-2  |
| 4/8  | Abraham Baldwin   | L | 8-10 |
| 4/9  | Abraham Baldwin   | W | 6-0  |
| 4/11 | Oglethorpe        | W | 7-0  |
| 4/12 | Oglethorpe        | L | 0-5  |
| 4/13 | Georgia Tech*     | W | 7-4  |
| 4/14 | Georgia Tech*     | W | 11-1 |
| 4/15 | Auburn*           | W | 4-3  |
| 4/16 | Auburn*           | L | 5-6  |
|      | Stetson           | L | 5-7  |
|      | Rollins           | L | 0-1  |
|      | Rollins           | L | 0-3  |
|      | Rollins           | W | 4-0  |
| 4/27 | STETSON           | W | 7-0  |
| 4/29 | GEORGIA*          | W | 7-5  |
| 4/30 | GEORGIA*          | L | 6-7  |
| 5/6  | NAVAL AIR STATION | W | 11-5 |
| 5/7  | NAVAL AIR STATION | W | 9-5  |
| 5/13 | ROLLINS           | W | 8-7  |
| 5/14 | ROLLINS           | L | 6-8  |
|      | ROLLINS           | L | 2-8  |

## 1939 (11-8) (4-2 SEC, 3RD)


**Coach: Lew Hardage**

|      |                       |   |      |
|------|-----------------------|---|------|
| 3/25 | Raiford               | W | 10-4 |
| 3/25 | Raiford               | W | 9-7  |
|      | HAVANA                | L | 4-9  |
|      | HAVANA                | W | 14-7 |
|      | GEORGIA TECH*         | W | 14-2 |
|      | GEORGIA TECH*         | W | 5-3  |
|      | GAINESVILLE           | L | 5-6  |
|      | Jacksonville Olympics | L | 5-12 |
| 4/20 | STETSON               | W | 15-4 |
| 4/20 | STETSON               | L | 5-10 |
| 4/21 | Rollins               | L | 1-5  |
| 4/22 | Rollins               | W | 5-4  |
| 4/27 | Oglethorpe            | W | 13-1 |
| 4/28 | Georgia*              | W | 5-3  |
| 4/29 | Georgia*              | L | 1-12 |
|      | AUBURN*               | W | 9-2  |
|      | AUBURN*               | L | 5-11 |
|      | ROLLINS               | W | 6-4  |
|      | ROLLINS               | L | 6-7  |

## 1940 (8-11-2) (3-6 SEC, T-8TH)

**Coach: Sam McAllister**

|      |                   |   |       |
|------|-------------------|---|-------|
| 3/23 | Raiford           | L | 1-6   |
| 3/27 | OGLETHORPE        | W | 3-2   |
| 3/28 | OGLETHORPE        | L | 6-12  |
| 4/6  | GAINESVILLE HAWKS | W | 15-5  |
| 4/9  | Miami (Fla.)      | W | 18-13 |
| 4/10 | Rollins           | L | 5-6   |
| 4/11 | Rollins           | W | 6-1   |
| 4/12 | GEORGIA TECH*     | T | 1-1   |
| 4/13 | GEORGIA TECH*     | W | 7-1   |
| 4/20 | PENSACOLA N.A.S.  | L | 5-7   |
| 4/21 | PENSACOLA N.A.S.  | W | 13-0  |
| 4/26 | GEORGIA*          | L | 10-11 |
| 4/27 | GEORGIA*          | L | 3-12  |
| 5/1  | Alabama*          | L | 2-6   |
| 5/2  | Alabama*          | L | 6-8   |
| 5/3  | Auburn*           | L | 1-2   |
| 5/4  | Auburn*           | W | 4-2   |
| 5/6  | Georgia Tech*     | L | 8-9   |
| 5/7  | Georgia Tech*     | W | 8-5   |
| 5/10 | ROLLINS           | T | 2-2   |
| 5/11 | ROLLINS           | L | 0-3   |



Dave Majeski accumulated a school-record 21 hits during four SEC Tourney appearances between 1989-92.

## 1941 (8-7) (2-6 SEC, T-10TH)

**Coach: Sam McAllister**

|      |               |   |      |
|------|---------------|---|------|
| 3/26 | ALABAMA*      | L | 3-12 |
| 3/27 | ALABAMA*      | L | 3-5  |
| 4/2  | Rollins       | W | 15-2 |
| 4/12 | TAMPA         | L | 2-7  |
| 4/19 | Tampa         | W | 7-2  |
| 4/23 | Georgia Tech* | W | 5-3  |
| 4/24 | Georgia Tech* | L | 1-4  |
| 4/25 | Georgia*      | L | 1-11 |
| 4/26 | Georgia*      | L | 0-9  |
| 5/2  | AUBURN*       | L | 9-10 |
| 5/3  | AUBURN*       | W | 6-5  |
| 5/6  | McDILL FIELD  | W | 10-2 |
| 5/10 | CAMP BLANDING | W | 12-2 |
| 5/12 | ROLLINS       | W | 9-4  |
| 5/13 | ROLLINS       | W | 6-5  |

## 1942 (6-6)

**Coach: Sam McAllister**

|      |                       |   |       |
|------|-----------------------|---|-------|
| 3/21 | 143rd Infantry        | W | 5-4   |
| 3/28 | 143RD INFANTRY        | W | 2-0   |
| 4/8  | MAYPORT SECURITY BASE | W | 8-7   |
| 4/11 | State Prison          | W | 13-11 |
| 4/18 | Jacksonville Tars     | L | 1-15  |
| 4/22 | 774TH TANK DIVISION   | W | 5-4   |
| 4/24 | JACKSONVILLE MARINES  | W | 7-4   |
| 4/28 | ORLANDO AIR BASE      | L | 9-11  |
| 4/30 | Naval Air Base        | L | 4-5   |
| 5/1  | NAVAL AIR BASE        | L | 7-12  |
| 5/8  | NAVAL AIR BASE        | L | 6-9   |
| 5/9  | Naval Air Base        | L | 2-12  |

## 1943 (DID NOT FIELD TEAM DUE TO WORLD WAR II)

## 1944 (DID NOT FIELD TEAM DUE TO WORLD WAR II)

## 1945 (2-9)

**Coach: Bob Pittman**

|      |                |   |       |
|------|----------------|---|-------|
| 3/31 | CAMP BLANDING  | L | 2-12  |
| 4/4  | MARIANNA AAF   | L | 2-12  |
| 4/7  | Sanford N.A.S. | L | 4-5   |
| 4/11 | PINECASTLE AAF | L | 6-10  |
| 4/18 | WAYCROSS AAF   | L | 8-9   |
| 4/21 | State Prison   | W | 4-3   |
| 4/25 | Bushnell CWS   | W | 17-10 |
| 4/28 | Pinacastle AAF | L | 6-8   |
| 4/29 | Food Machinery | L | 12-13 |
| 4/30 | BUSHNELL CWS   | L | 7-9   |
| 5/2  | SANFORD N.A.S. | L | 1-9   |

## 1946 (4-17-2) (1-7 SEC, 7TH)

**Coach: Sam McAllister**

|      |                     |   |       |
|------|---------------------|---|-------|
| 3/13 | Atlanta Crackers    | L | 6-16  |
| 3/21 | Atlanta Crackers    | L | 4-9   |
| 3/23 | State Prison        | W | 12-1  |
| 3/27 | 16TH FLEET          | W | 3-2   |
| 3/30 | McDill Field        | L | 13-14 |
| 4/3  | Naval Air Station   | T | 3-3   |
| 4/6  | McDILL FIELD        | W | 7-1   |
| 4/10 | JACKSONVILLE N.A.S. | L | 3-8   |
| 4/12 | Auburn*             | L | 1-3   |
| 4/13 | Auburn*             | W | 4-1   |
| 4/16 | Green Cove N.A.S.   | L | 2-9   |
| 4/18 | JACKSONVILLE NATTC  | L | 5-8   |

# YEAR-BY-YEAR RESULTS & SCORES

|      |                     |   |      |
|------|---------------------|---|------|
| 4/20 | Jacksonville N.A.S. | L | 0-4  |
| 4/20 | Jacksonville N.A.S. | L | 4-5  |
| 4/22 | Georgia*            | L | 2-7  |
| 4/23 | Georgia*            | L | 1-11 |
| 4/27 | BANANA RIVER N.A.S. | L | 1-16 |
| 4/29 | AUBURN*             | L | 1-7  |
| 4/30 | AUBURN*             | L | 2-8  |
| 5/2  | Jacksonville N.A.S. | T | 0-0  |
| 5/4  | Banana River N.A.S. | L | 4-5  |
| 5/10 | Georgia*            | L | 6-8  |
| 5/11 | Georgia*            | L | 6-8  |

## 1947 (14-15) (2-6 SEC, 12TH)

Coach: Sam McAllister

|      |                     |   |       |
|------|---------------------|---|-------|
| 3/21 | DeLand Hatters      | L | 5-11  |
| 3/22 | DeLand Hatters      | L | 2-13  |
| 3/25 | Green Cove N.A.S.   | L | 7-21  |
| 3/28 | Tampa Smokers       | L | 2-19  |
| 4/1  | JACKSONVILLE N.A.S. | W | 6-2   |
| 4/4  | Miami (Fla.)        | L | 5-9   |
| 4/5  | Miami (Fla.)        | L | 0-1   |
| 4/9  | Jacksonville NATTC  | W | 9-5   |
| 4/11 | Georgia*            | W | 6-3   |
| 4/12 | Georgia*            | L | 9-18  |
| 4/15 | Tampa               | W | 4-3   |
| 4/16 | Southern College    | W | 6-4   |
| 4/18 | Rollins             | W | 7-1   |
| 4/19 | Rollins             | W | 3-1   |
| 4/23 | JACKSONVILLE NATTC  | W | 10-3  |
| 4/25 | Auburn*             | L | 1-7   |
| 4/26 | Auburn*             | L | 3-7   |
| 4/29 | TAMPA               | L | 7-23  |
| 5/2  | Georgia*            | L | 8-12  |
| 5/3  | Georgia*            | W | 6-5   |
| 5/5  | SOUTHERN COLLEGE    | W | 17-10 |
| 5/7  | STETSON             | W | 10-2  |
| 5/9  | ROLLINS             | L | 3-10  |
| 5/10 | ROLLINS             | L | 6-22  |
| 5/12 | AUBURN*             | L | 7-18  |
| 5/13 | AUBURN*             | L | 2-9   |
| 5/15 | Jacksonville N.A.S. | W | 7-5   |
| 5/17 | Stetson             | W | 19-4  |
| 5/20 | BANANA RIVER N.A.S. | W | 10-6  |

## 1948 (10-14-1) (3-9 SEC, 10TH)

Coach: Dave Fuller

|      |                          |   |       |
|------|--------------------------|---|-------|
| 3/22 | ALABAMA*                 | L | 2-10  |
| 3/23 | ALABAMA*                 | L | 1-17  |
| 3/25 | GEORGIA TEACHERS COLLEGE | W | 12-9  |
| 4/3  | Tampa                    | W | 4-3   |
| 4/7  | Ole Miss*                | W | 4-3   |
| 4/7  | Ole Miss*                | L | 2-8   |
| 4/8  | Ole Miss*                | L | 1-8   |
| 4/9  | Mississippi State*       | L | 7-8   |
| 4/16 | ROLLINS                  | T | 12-12 |
| 4/17 | ROLLINS                  | L | 5-8   |
| 4/21 | Auburn*                  | L | 1-11  |
| 4/22 | Auburn*                  | L | 5-9   |
| 4/23 | Alabama*                 | W | 4-2   |
| 4/24 | Alabama*                 | W | 3-1   |
| 4/28 | TAMPA                    | W | 14-1  |
| 4/30 | SOUTHERN COLLEGE         | W | 7-0   |
| 5/1  | Stetson                  | L | 6-10  |
| 5/3  | MISSISSIPPI STATE*       | L | 3-15  |
| 5/4  | MISSISSIPPI STATE*       | L | 6-7   |
| 5/7  | MIAMI (Fla.)             | W | 16-7  |
| 5/8  | MIAMI (Fla.)             | W | 8-7   |
| 5/14 | Rollins                  | L | 4-5   |
| 5/15 | Rollins                  | L | 5-8   |
| 5/18 | STETSON                  | W | 6-2   |
| 5/22 | Southern College         | L | 8-9   |

## 1949 (17-13) (5-7 SEC, 7TH)

Coach: Dave Fuller

|      |                  |   |       |
|------|------------------|---|-------|
| 3/18 | NORTH CAROLINA   | W | 6-0   |
| 3/19 | NORTH CAROLINA   | L | 2-9   |
| 3/21 | ALABAMA*         | L | 0-4   |
| 3/22 | ALABAMA*         | L | 2-16  |
| 3/23 | GEORGIA TECH*    | W | 6-1   |
| 3/24 | GEORGIA TECH*    | W | 11-1  |
| 3/30 | STETSON          | W | 6-1   |
| 4/1  | OLE MISS*        | W | 3-2   |
| 4/2  | OLE MISS*        | L | 2-4   |
| 4/7  | Southern College | W | 8-4   |
| 4/8  | Miami (Fla.)     | W | 17-4  |
| 4/9  | Miami (Fla.)     | L | 8-9   |
| 4/14 | Tampa            | L | 4-7   |
| 4/15 | CLEMSON          | W | 9-7   |
| 4/16 | CLEMSON          | W | 14-13 |
| 4/22 | ROLLINS          | W | 4-3   |
| 4/23 | ROLLINS          | L | 2-7   |
| 4/27 | Georgia*         | L | 3-8   |
| 4/28 | Georgia*         | L | 0-4   |
| 4/30 | Georgia Tech*    | L | 1-11  |
| 4/30 | Georgia Tech*    | W | 6-3   |
| 5/4  | Stetson          | W | 2-0   |

|      |                  |   |     |
|------|------------------|---|-----|
| 5/6  | AUBURN*          | W | 8-4 |
| 5/7  | AUBURN*          | L | 1-2 |
| 5/10 | SOUTHERN COLLEGE | W | 4-2 |
| 5/13 | MIAMI (Fla.)     | W | 9-5 |
| 5/14 | MIAMI (Fla.)     | L | 4-7 |
| 5/17 | TAMPA            | W | 7-6 |
| 5/20 | Rollins          | W | 3-2 |
| 5/21 | Rollins          | L | 3-4 |

## 1950 (20-9) (5-3 SEC, T-4TH)

Coach: Dave Fuller

|      |                  |   |      |
|------|------------------|---|------|
| 3/17 | NORTH CAROLINA   | W | 7-5  |
| 3/18 | NORTH CAROLINA   | L | 6-7  |
| 3/20 | GEORGIA*         | W | 7-3  |
| 3/21 | GEORGIA*         | W | 8-6  |
| 3/24 | AUBURN*          | W | 7-6  |
| 3/25 | AUBURN*          | W | 14-4 |
| 3/29 | Leesburg         | W | 7-6  |
| 3/31 | Tampa            | W | 12-7 |
| 4/1  | GAINESVILLE      | W | 17-9 |
| 4/4  | BRADLEY TECH     | W | 7-5  |
| 4/5  | BRADLEY TECH     | W | 10-6 |
| 4/7  | Miami (Fla.)     | W | 3-2  |
| 4/8  | Miami (Fla.)     | L | 3-5  |
| 4/10 | Stetson          | L | 2-6  |
| 4/11 | GAINESVILLE      | W | 6-2  |
| 4/14 | TAMPA            | W | 19-6 |
| 4/18 | FLORIDA SOUTHERN | W | 20-8 |
| 4/21 | Rollins          | W | 3-2  |
| 4/22 | Rollins          | W | 10-6 |
| 4/26 | Auburn*          | L | 4-5  |
| 4/27 | Auburn*          | W | 5-3  |
| 4/28 | Alabama*         | L | 6-7  |
| 4/29 | Alabama*         | L | 2-3  |
| 5/1  | MIAMI (Fla.)     | W | 6-4  |
| 5/2  | MIAMI (Fla.)     | L | 9-12 |
| 5/6  | Florida Southern | W | 7-6  |
| 5/11 | STETSON          | W | 11-8 |
| 5/12 | ROLLINS          | L | 8-17 |
| 5/13 | ROLLINS          | L | 1-2  |

## 1951 (16-9) (9-7 SEC, 4TH)

Coach: Dave Fuller

|                  |   |       |
|------------------|---|-------|
| TENNESSEE*       | L | 6-12  |
| TENNESSEE*       | W | 15-3  |
| GEORGIA*         | W | 3-2   |
| GEORGIA*         | W | 10-9  |
| GEORGIA TECH*    | W | 10-7  |
| GEORGIA TECH*    | L | 8-10  |
| Rollins          | L | 2-3   |
| Rollins          | W | 8-1   |
| Georgia Tech*    | W | 15-5  |
| Georgia*         | W | 13-2  |
| Georgia*         | W | 12-2  |
| Tennessee*       | L | 3-5   |
| Tennessee*       | L | 2-5   |
| Georgia Tech*    | W | 7-6   |
| FLORIDA SOUTHERN | W | 15-7  |
| MIAMI (Fla.)     | L | 3-4   |
| MIAMI (Fla.)     | W | 17-10 |
| AUBURN*          | L | 2-10  |
| AUBURN*          | W | 19-5  |
| STETSON          | W | 24-9  |
| Auburn*          | L | 5-7   |
| Auburn*          | L | 1-8   |
| Stetson          | W | 8-4   |
| ROLLINS          | W | 17-9  |
| ROLLINS          | W | 11-2  |



The 2006 season marked the 50th anniversary of UF's second SEC Championship team.

## 1952 (21-4-2) (12-2-1 SEC, 1ST)

Coach: Dave Fuller

|                       |   |       |
|-----------------------|---|-------|
| District III Playoffs |   |       |
| SEC Champions         |   |       |
| GEORGIA TECH*         | W | 9-3   |
| GEORGIA TECH*         | W | 13-2  |
| GEORGIA*              | T | 12-12 |
| GEORGIA*              | W | 2-1   |
| TENNESSEE*            | W | 7-6   |
| TENNESSEE*            | W | 8-7   |
| Tennessee*            | W | 15-1  |
| Miami (Fla.)          | W | 4-1   |
| Miami (Fla.)          | W | 8-5   |
| Rollins               | W | 6-1   |



A perfect 4-0 mark on its own turf in the '96 East Regional paved the way for UF's third journey to Omaha.

|               |   |       |
|---------------|---|-------|
| Rollins       | W | 2-1   |
| ROLLINS       | W | 4-2   |
| ROLLINS       | W | 6-1   |
| Georgia*      | W | 8-3   |
| Georgia*      | W | 4-2   |
| Georgia Tech* | L | 5-6   |
| Georgia Tech* | W | 13-5  |
| Auburn*       | W | 12-8  |
| Auburn*       | W | 7-5   |
| MIAMI (Fla.)  | W | 10-3  |
| MIAMI (Fla.)  | T | 13-13 |
| AUBURN*       | W | 3-2   |
| AUBURN*       | L | 5-8   |

### District III Playoffs (Kannapolis, N.C.)

|           |   |      |
|-----------|---|------|
| Rollins   | L | 4-5  |
| Tennessee | W | 10-5 |
| Rollins   | W | 11-7 |
| Duke      | L | 3-4  |

## 1953 (13-7-1) (12-5 SEC, 3RD)

Coach: Dave Fuller

|               |   |      |
|---------------|---|------|
| GEORGIA*      | W | 20-7 |
| GEORGIA*      | L | 2-3  |
| GEORGIA TECH* | W | 15-4 |
| GEORGIA TECH* | W | 13-2 |
| KENTUCKY*     | W | 10-0 |
| KENTUCKY*     | W | 9-3  |
| Tennessee*    | W | 4-1  |
| Tennessee*    | W | 6-4  |
| Kentucky*     | W | 10-7 |
| Kentucky*     | W | 12-2 |
| AUBURN*       | L | 8-9  |
| AUBURN*       | W | 6-5  |
| Georgia*      | L | 3-10 |
| Georgia*      | L | 0-2  |
| Georgia Tech* | L | 4-5  |
| Georgia Tech* | W | 11-2 |
| ROLLINS       | W | 9-8  |
| ROLLINS       | W | 5-7  |
| Auburn*       | L | 6-2  |
| Rollins       | L | 1-3  |
| Rollins       | T | 1-1  |

## 1954 (12-10) (9-7 SEC, 5TH)

Coach: Dave Fuller

|               |   |       |
|---------------|---|-------|
| Miami (Fla.)  | W | 9-7   |
| Miami (Fla.)  | W | 9-8   |
| GEORGIA*      | W | 13-0  |
| GEORGIA*      | L | 10-14 |
| CLEMSON       | L | 2-3   |
| CLEMSON       | W | 10-9  |
| GEORGIA TECH* | W | 16-5  |
| GEORGIA TECH* | L | 4-13  |
| Rollins       | L | 2-5   |
| Rollins       | L | 9-11  |
| TENNESSEE*    | W | 4-3   |
| TENNESSEE*    | L | 1-6   |
| Tennessee*    | W | 9-6   |
| Tennessee*    | W | 7-4   |
| Georgia Tech* | W | 15-5  |
| Georgia Tech* | L | 3-6   |
| AUBURN*       | L | 4-8   |
| AUBURN*       | L | 1-2   |
| Auburn*       | W | 3-1   |
| Auburn*       | L | 2-5   |
| Georgia*      | W | 9-7   |
| Georgia*      | W | 11-9  |

## 1955 (8-12) (7-9 SEC, T-7TH)

Coach: Dave Fuller

|               |   |      |
|---------------|---|------|
| GEORGIA*      | L | 4-20 |
| GEORGIA*      | L | 4-11 |
| GEORGIA TECH* | W | 11-3 |
| GEORGIA TECH* | L | 7-11 |
| MIAMI (Fla.)  | W | 4-0  |
| MIAMI (Fla.)  | L | 0-3  |
| Georgia*      | L | 5-9  |

|               |   |      |
|---------------|---|------|
| Georgia*      | L | 3-5  |
| Tennessee*    | L | 1-5  |
| Tennessee*    | W | 7-5  |
| Georgia Tech* | W | 11-7 |
| Georgia Tech* | L | 6-11 |
| ROLLINS       | L | 2-3  |
| ROLLINS       | L | 0-3  |
| Auburn*       | W | 11-3 |
| Auburn*       | L | 7-17 |
| AUBURN*       | W | 9-8  |
| AUBURN*       | W | 8-2  |
| TENNESSEE*    | L | 0-2  |
| TENNESSEE*    | W | 9-3  |

## 1956 (20-4) (13-3 SEC, 1ST)

SEC Champions

Coach: Dave Fuller

|               |   |      |
|---------------|---|------|
| GEORGIA TECH* | W | 5-3  |
| GEORGIA TECH* | W | 3-2  |
| GEORGIA TECH* | W | 7-6  |
| INDIANA       | W | 5-4  |
| INDIANA       | W | 4-3  |
| KENTUCKY*     | W | 7-1  |
| KENTUCKY*     | W | 7-1  |
| KENTUCKY*     | W | 16-5 |
| Miami (Fla.)  | W | 6-3  |
| Miami (Fla.)  | W | 4-0  |
| Rollins       | L | 3-6  |
| Florida State | W | 7-5  |
| Auburn*       | L | 0-11 |
| Auburn*       | W | 4-0  |
| GEORGIA*      | L | 2-3  |
| GEORGIA*      | W | 5-1  |
| GEORGIA*      | W | 10-3 |
| Tennessee*    | W | 3-1  |
| Tennessee*    | W | 7-6  |
| Tennessee*    | W | 7-2  |
| Auburn*       | W | 3-0  |
| Auburn*       | L | 1-5  |

### SEC Championship Series

|          |   |     |
|----------|---|-----|
| OLE MISS | W | 8-3 |
| Ole Miss | W | 5-1 |

## 1957 (13-11) (7-9 SEC, 7TH)

Coach: Dave Fuller

|                |   |      |
|----------------|---|------|
| MIAMI (Fla.)   | W | 10-1 |
| MIAMI (Fla.)   | W | 9-5  |
| NORTH CAROLINA | L | 7-12 |
| GEORGIA TECH*  | L | 4-12 |



Teammates greet Matt LaPorta following his solo shot against Arizona State at the 2005 NCAA College World Series. The blast was the slugger's 26th, a total which was a Florida single-season record and led Division I that year.

# YEAR-BY-YEAR RESULTS & SCORES

|               |   |      |
|---------------|---|------|
| GEORGIA TECH* | L | 1-10 |
| GEORGIA TECH* | L | 2-8  |
| Kentucky*     | W | 22-0 |
| Kentucky*     | L | 5-6  |
| Kentucky*     | L | 0-4  |
| WAKE FOREST   | W | 2-1  |
| Florida State | W | 13-2 |
| Florida State | L | 1-4  |
| AUBURN*       | W | 1-0  |
| AUBURN*       | L | 6-8  |
| Rollins       | W | 5-3  |
| Georgia*      | L | 4-5  |
| Georgia*      | L | 4-7  |
| Georgia*      | W | 8-5  |
| THE CITADEL   | W | 5-2  |
| TENNESSEE*    | W | 5-0  |
| TENNESSEE*    | W | 5-1  |
| TENNESSEE*    | W | 7-6  |
| Auburn*       | W | 2-1  |
| Auburn*       | L | 5-7  |

## 1958 (17-7) (11-3 SEC, 2ND)

**NCAA District III Playoffs**  
**Coach: Dave Fuller**

|               |   |      |
|---------------|---|------|
| Rollins       | W | 7-4  |
| Rollins       | W | 8-4  |
| AUBURN*       | W | 9-6  |
| AUBURN*       | W | 8-2  |
| Miami (Fla.)  | L | 1-3  |
| Miami (Fla.)  | L | 8-9  |
| Georgia Tech* | W | 6-3  |
| Georgia Tech* | W | 3-0  |
| Tennessee*    | W | 12-7 |
| Tennessee*    | W | 15-6 |
| FLORIDA STATE | W | 8-7  |
| FLORIDA STATE | W | 8-1  |
| GEORGIA*      | L | 1-3  |
| GEORGIA*      | W | 6-5  |
| Georgia*      | W | 6-3  |
| Georgia*      | W | 10-5 |
| GEORGIA TECH* | W | 4-3  |



Derek Nicholson's 11th-inning single brought home Brad Wilkerson with the decisive run as the Orange and Blue nipped Illinois to win the 1998 NCAA South I Regional.

|               |   |      |
|---------------|---|------|
| GEORGIA TECH* | W | 3-1  |
| Auburn*       | L | 4-12 |
| Auburn*       | L | 1-5  |

**NCAA District III Playoffs (Gastonia, N.C.)**

|               |   |       |
|---------------|---|-------|
| Clemson       | W | 8-6   |
| Florida State | W | 2-1   |
| Clemson       | L | 14-15 |
| Clemson       | L | 1-3   |

## 1959 (13-8) (8-4 SEC, T-2ND EAST)

**Coach: Dave Fuller**

|                    |   |      |
|--------------------|---|------|
| FLORIDA SOUTHERN   | W | 11-1 |
| ROLLINS            | W | 9-8  |
| Rollins            | L | 3-4  |
| Illinois (N)       | L | 4-12 |
| North Carolina (N) | L | 6-7  |
| Florida State      | L | 7-8  |
| Michigan (N)       | W | 6-5  |
| GEORGIA TECH*      | W | 10-1 |
| GEORGIA TECH*      | L | 4-12 |
| Florida State      | W | 6-3  |
| Florida State      | W | 9-7  |
| Georgia*           | W | 6-0  |
| Georgia*           | W | 7-3  |
| GEORGIA*           | W | 7-3  |
| GEORGIA*           | W | 9-4  |
| TENNESSEE*         | W | 16-0 |
| TENNESSEE*         | W | 8-2  |
| Georgia Tech*      | L | 1-2  |
| Georgia Tech*      | L | 8-17 |
| AUBURN*            | L | 2-3  |
| AUBURN*            | W | 4-2  |

## 1960 (18-14) (12-6 SEC, 1ST EAST)

**NCAA District III Playoffs**  
**SEC Eastern Division Champions**  
**Coach: Dave Fuller**

|                  |   |       |
|------------------|---|-------|
| Rollins          | L | 1-5   |
| Rollins          | W | 16-7  |
| VANDERBILT*      | W | 10-1  |
| VANDERBILT*      | W | 7-2   |
| NORTH CAROLINA   | W | 19-0  |
| NORTH CAROLINA   | L | 1-3   |
| NORTH CAROLINA   | L | 4-6   |
| GEORGIA*         | W | 7-4   |
| GEORGIA*         | W | 13-6  |
| FLORIDA SOUTHERN | W | 5-4   |
| Miami (Fla.)     | W | 9-3   |
| Miami (Fla.)     | L | 2-3   |
| AUBURN*          | L | 3-7   |
| AUBURN*          | W | 8-6   |
| Georgia Tech*    | W | 11-3  |
| Georgia Tech*    | W | 14-8  |
| Georgia*         | L | 9-14  |
| Georgia*         | W | 10-6  |
| Tennessee*       | W | 28-9  |
| Tennessee*       | L | 1-2   |
| Kentucky*        | L | 5-6   |
| Kentucky*        | W | 13-5  |
| GEORGIA TECH*    | L | 2-5   |
| GEORGIA TECH*    | W | 5-4   |
| FLORIDA STATE    | L | 4-8   |
| FLORIDA STATE    | L | 11-13 |
| AUBURN*          | L | 1-8   |
| AUBURN*          | W | 11-7  |

**SEC Championship Series**

|          |   |      |
|----------|---|------|
| OLE MISS | L | 7-15 |
| Ole Miss | L | 1-6  |

**NCAA District III Playoffs (Gastonia, N.C.)**

|                  |   |         |
|------------------|---|---------|
| The Citadel      | L | 2-4 (6) |
| Florida Southern | W | 5-0 (6) |
| The Citadel      | W | 4-1     |
| North Carolina   | L | 5-7     |

## 1962 (25-10-1) (14-3 SEC, 1ST EAST)

**NCAA District III Playoffs**  
**SEC Champions**  
**SEC Eastern Division Champions**  
**Coach: Dave Fuller**

|                  |   |       |
|------------------|---|-------|
| Miami (Fla.)     | L | 10-14 |
| Miami (Fla.)     | W | 12-7  |
| ROLLINS          | W | 4-3   |
| ROLLINS          | W | 8-4   |
| GEORGIA*         | W | 6-3   |
| GEORGIA*         | L | 11-12 |
| NORTH CAROLINA   | L | 9-13  |
| NORTH CAROLINA   | W | 3-1   |
| VANDERBILT*      | W | 11-0  |
| VANDERBILT*      | W | 5-1   |
| FLORIDA SOUTHERN | W | 6-3   |
| Georgia*         | W | 5-4   |
| FURMAN           | W | 3-2   |
| FURMAN           | W | 11-5  |
| AUBURN*          | W | 5-4   |
| AUBURN*          | W | 9-8   |
| Georgia Tech*    | W | 12-1  |
| Georgia Tech*    | W | 9-5   |
| Auburn*          | L | 3-7   |
| Auburn*          | L | 1-2   |
| Kentucky*        | W | 5-1   |
| Kentucky*        | W | 9-1   |
| Tennessee*       | W | 8-2   |
| Tennessee*       | W | 8-3   |
| Georgia Tech*    | W | 15-4  |
| Georgia Tech*    | W | 7-2   |

**SEC Championship Series**

|                   |   |     |
|-------------------|---|-----|
| MISSISSIPPI STATE | W | 8-3 |
| Mississippi State | L | 2-3 |
| Mississippi State | W | 8-7 |
| Rollins           | T | 5-5 |
| Rollins           | L | 7-8 |
| FLORIDA STATE     | W | 9-5 |
| FLORIDA STATE     | L | 2-6 |

**NCAA District III Playoffs (Gastonia, N.C.)**

|               |   |         |
|---------------|---|---------|
| Florida State | W | 1-0     |
| Wake Forest   | L | 1-7     |
| Florida State | L | 1-3 (5) |

## 1963 (30-9) (13-5 SEC, 2ND EAST)


**Coach: Dave Fuller**

|                |   |      |
|----------------|---|------|
| GEORGIA*       | L | 2-3  |
| GEORGIA*       | W | 4-2  |
| ROLLINS        | W | 7-6  |
| ROLLINS        | W | 7-6  |
| GEORGIA TECH*  | W | 12-5 |
| GEORGIA TECH*  | W | 14-2 |
| HAMPDEN-SYDNEY | W | 16-4 |
| HAMPDEN-SYDNEY | W | 16-2 |
| PFEIFFER       | W | 27-1 |
| Georgia*       | L | 3-4  |
| Georgia*       | W | 5-3  |
| FURMAN         | W | 12-7 |
| FURMAN         | W | 2-1  |
| AUBURN*        | W | 2-1  |
| AUBURN*        | W | 12-3 |
| KENTUCKY*      | W | 7-2  |
| KENTUCKY*      | W | 9-4  |
| Georgia Tech*  | W | 11-8 |
| Georgia Tech*  | L | 2-7  |
| Vanderbilt*    | W | 9-2  |
| Vanderbilt*    | W | 9-2  |
| Howard         | W | 5-0  |
| Auburn*        | L | 5-7  |
| Auburn*        | L | 2-9  |
| TENNESSEE*     | W | 5-1  |
| TENNESSEE*     | W | 12-3 |
| FLORIDA STATE  | W | 3-1  |
| FLORIDA STATE  | W | 6-3  |
| MIAMI (Fla.)   | L | 0-4  |
| MIAMI (Fla.)   | W | 11-0 |
| Rollins        | W | 7-2  |
| Rollins        | W | 12-7 |
| JACKSONVILLE   | W | 3-0  |
| Florida State  | L | 2-6  |
| Florida State  | L | 1-5  |
| Florida State  | W | 3-1  |
| JACKSONVILLE   | W | 7-3  |
| Jacksonville   | W | 2-0  |
| Jacksonville   | L | 0-1  |

## 1964 (23-11) (13-6 SEC, 2ND EAST)

**Coach: Dave Fuller**

|                  |   |      |
|------------------|---|------|
| Florida Southern | W | 5-1  |
| FLORIDA SOUTHERN | W | 1-0  |
| Miami (Fla.)     | L | 1-3  |
| Miami (Fla.)     | L | 1-2  |
| Miami (Fla.)     | W | 13-7 |
| VANDERBILT*      | W | 4-0  |
| VANDERBILT*      | W | 6-4  |
| GEORGIA*         | W | 4-0  |



Rudy Simpson was Florida's first scholarship player beginning in the 1950-51 school year.

|                    |   |       |
|--------------------|---|-------|
| GEORGIA*           | W | 27-3  |
| Georgia Tech*      | W | 2-1   |
| MISSISSIPPI STATE* | L | 2-10  |
| MISSISSIPPI STATE* | W | 6-1   |
| Auburn*            | W | 4-2   |
| Auburn*            | L | 2-8   |
| Georgia Tech*      | W | 17-3  |
| Georgia Tech*      | L | 2-4   |
| Kentucky*          | L | 4-5   |
| Kentucky*          | W | 6-5   |
| Tennessee*         | L | 3-13  |
| Tennessee*         | W | 12-8  |
| AUBURN*            | L | 3-10  |
| AUBURN*            | W | 4-0   |
| Georgia*           | W | 10-4  |
| Georgia*           | W | 1-0   |
| Rollins            | W | 5-4   |
| Rollins            | L | 1-2   |
| Rollins            | W | 4-3   |
| JACKSONVILLE       | W | 13-11 |
| Florida State      | W | 6-2   |
| Florida State      | L | 3-4   |
| Jacksonville       | W | 14-4  |
| FLORIDA STATE      | W | 2-1   |
| FLORIDA STATE      | L | 4-5   |
| FLORIDA STATE      | W | 2-1   |

## 1965 (20-13) (9-3 SEC, 2ND EAST)

**Coach: Dave Fuller**

|                    |   |       |
|--------------------|---|-------|
| Florida Southern   | W | 15-8  |
| FLORIDA SOUTHERN   | L | 2-3   |
| KENTUCKY*          | W | 2-0   |
| KENTUCKY*          | W | 25-1  |
| TENNESSEE*         | W | 4-2   |
| TENNESSEE*         | W | 10-2  |
| YALE               | W | 3-2   |
| YALE               | W | 10-5  |
| Michigan State (N) | L | 3-8   |
| Miami (Fla.)       | W | 2-0   |
| Michigan State (N) | W | 7-2   |
| AUBURN*            | W | 4-3   |
| AUBURN*            | W | 5-0   |
| Georgia*           | L | 1-2   |
| Georgia*           | W | 9-5   |
| MIAMI (Fla.)       | L | 1-2   |
| MIAMI (Fla.)       | W | 7-3   |
| MIAMI (Fla.)       | L | 0-3   |
| Georgia Tech       | L | 5-12  |
| Georgia Tech       | L | 3-4   |
| Auburn*            | L | 1-6   |
| Auburn*            | L | 4-5   |
| GEORGIA*           | W | 4-2   |
| GEORGIA*           | W | 7-2   |
| Rollins            | W | 6-2   |
| ROLLINS            | W | 7-6   |
| ROLLINS            | L | 3-5   |
| Jacksonville       | L | 9-10  |
| FLORIDA STATE      | W | 8-6   |
| FLORIDA STATE      | L | 2-3   |
| JACKSONVILLE       | W | 7-0   |
| Florida State      | L | 4-5   |
| Florida State      | W | 11-10 |

## 1966 (23-12) (8-4 SEC, 2ND EAST)

**Coach: Dave Fuller**

|                  |   |      |
|------------------|---|------|
| Florida Southern | L | 4-5  |
| Miami (Fla.)     | L | 5-10 |
| Miami (Fla.)     | W | 4-3  |
| Miami (Fla.)     | W | 6-5  |


# YEAR-BY-YEAR RESULTS & SCORES

|                  |   |      |
|------------------|---|------|
| FLORIDA SOUTHERN | W | 3-1  |
| Rollins          | W | 8-1  |
| Rollins          | W | 9-8  |
| VANDERBILT*      | W | 5-0  |
| VANDERBILT*      | W | 16-0 |
| GEORGIA*         | W | 5-2  |
| GEORGIA*         | L | 1-4  |
| YALE             | L | 4-10 |
| YALE             | W | 4-1  |
| Auburn*          | L | 5-10 |
| Auburn*          | L | 1-4  |
| WILLIAM & MARY   | W | 14-1 |
| WILLIAM & MARY   | W | 17-2 |
| Georgia*         | L | 2-13 |
| Georgia*         | W | 21-7 |
| AUBURN*          | W | 12-4 |
| AUBURN*          | W | 8-2  |
| FURMAN           | W | 6-3  |
| MIAMI (Fla.)     | L | 5-7  |
| MIAMI (Fla.)     | W | 3-1  |
| Kentucky*        | W | 9-5  |
| Tennessee*       | W | 2-0  |
| FLORIDA STATE    | L | 4-16 |
| FLORIDA STATE    | W | 1-0  |
| ROLLINS          | W | 14-3 |
| ROLLINS          | W | 5-2  |
| Florida State    | L | 0-1  |
| Florida State    | L | 0-4  |
| Jacksonville     | W | 6-2  |
| JACKSONVILLE     | W | 4-2  |
| JACKSONVILLE     | L | 3-4  |

## 1967 (28-8) (14-3 SEC, 2ND EAST)

**Coach: Dave Fuller**

|                      |   |     |
|----------------------|---|-----|
| 3/4 FLORIDA SOUTHERN | W | 5-2 |
| 3/6 ROLLINS          | W | 8-6 |
| 3/7 ROLLINS          | W | 5-3 |
| 3/8 Florida Southern | W | 4-1 |
| 3/10 Rollins         | L | 2-3 |
| 3/11 Rollins         | W | 4-1 |
| 3/13 KENTUCKY*       | W | 1-0 |
| 3/13 KENTUCKY*       | W | 8-3 |
| 3/14 KENTUCKY*       | W | 1-0 |
| 3/17 AUBURN*         | L | 3-4 |
| 3/18 AUBURN*         | W | 4-1 |
| 3/22 GEORGIA*        | W | 5-1 |
| 3/23 GEORGIA*        | W | 6-2 |
| 3/24 TULANE          | W | 8-7 |
| 3/25 TULANE          | W | 4-1 |
| 4/7 MIAMI (Fla.)     | W | 8-1 |



A dramatic 3-2 victory over N.C. State in 10 innings at McKethan Stadium in the 1991 East Regional sent the Gators to the CWS for the second time.

|                   |   |       |
|-------------------|---|-------|
| 4/8 MIAMI (Fla.)  | L | 4-5   |
| 4/21 Georgia*     | W | 6-5   |
| 4/22 Georgia*     | W | 3-0   |
| 4/24 Vanderbilt*  | W | 6-5   |
| 4/25 Vanderbilt*  | W | 9-2   |
| 4/26 Vanderbilt*  | W | 19-4  |
| 4/28 Auburn*      | L | 8-9   |
| 4/29 Auburn*      | L | 2-5   |
| 5/2 JACKSONVILLE  | L | 2-4   |
| 5/5 TENNESSEE*    | W | 8-6   |
| 5/5 TENNESSEE*    | W | 10-1  |
| 5/6 TENNESSEE*    | W | 1-0   |
| 5/12 Miami (Fla.) | L | 1-8   |
| 5/13 Miami (Fla.) | W | 11-10 |

|                    |   |     |
|--------------------|---|-----|
| 5/19 Florida State | L | 5-7 |
| 5/20 Florida State | W | 5-2 |
| 5/23 Jacksonville  | W | 5-1 |
| 5/26 FLORIDA STATE | L | 3-6 |
| 5/26 FLORIDA STATE | W | 2-1 |
| 5/27 FLORIDA STATE | W | 3-1 |

## 1968 (25-13) (14-2 SEC, 1ST EAST)

**SEC Eastern Division Champions**  
**Coach: Dave Fuller**

|                       |   |       |
|-----------------------|---|-------|
| 2/29 Florida Southern | W | 11-2  |
| 3/1 Miami (Fla.)      | L | 1-2   |
| 3/2 Miami (Fla.)      | L | 0-1   |
| 3/6 FLORIDA SOUTHERN  | W | 5-0   |
| 3/8 Rollins           | W | 3-0   |
| 3/9 Rollins           | W | 4-2   |
| 3/18 YALE             | W | 5-2   |
| 3/19 YALE             | W | 3-2   |
| 3/22 Auburn*          | W | 2-1   |
| 3/23 Auburn*          | L | 2-3   |
| 3/25 VANDERBILT*      | W | 16-0  |
| 3/26 VANDERBILT*      | W | 3-0   |
| 3/27 VANDERBILT*      | W | 10-2  |
| 4/5 AUBURN*           | L | 2-6   |
| 4/6 AUBURN*           | W | 12-3  |
| 4/9 Jacksonville      | L | 1-5   |
| 4/12 Miami (Fla.)     | L | 4-5   |
| 4/13 Miami (Fla.)     | L | 5-9   |
| 4/16 NORTH CAROLINA   | W | 9-7   |
| 4/17 NORTH CAROLINA   | L | 7-8   |
| 4/19 Georgia*         | W | 2-0   |
| 4/20 Georgia*         | W | 9-4   |
| 4/26 GEORGIA*         | W | 3-2   |
| 4/27 GEORGIA*         | W | 11-10 |
| 4/30 JACKSONVILLE     | W | 4-1   |
| 5/3 Kentucky*         | W | 2-1   |
| 5/4 Kentucky*         | W | 3-2   |
| 5/5 Kentucky*         | W | 13-3  |
| 5/7 FLORIDA STATE     | W | 3-2   |
| 5/8 FLORIDA STATE     | W | 3-2   |
| 5/10 Tennessee*       | W | 5-0   |
| 5/11 Tennessee*       | W | 6-1   |

**SEC Championship Series**

|                    |   |     |
|--------------------|---|-----|
| ALABAMA            | W | 4-3 |
| Alabama            | L | 0-5 |
| Alabama            | L | 0-3 |
| 5/24 Florida State | L | 0-1 |
| 5/25 Florida State | L | 0-3 |
| 5/25 Florida State | L | 0-5 |

## 1969 (28-16) (13-4 SEC, 1ST EAST)

**SEC Eastern Division Champions**  
**Coach: Dave Fuller**

|                   |   |      |
|-------------------|---|------|
| 2/28 Miami (Fla.) | L | 7-8  |
| 3/1 Miami (Fla.)  | L | 3-9  |
| 3/7 SOUTH FLORIDA | W | 7-3  |
| 3/8 South Florida | W | 4-0  |
| 3/10 ST. LEO      | W | 8-0  |
| 3/14 Rollins      | W | 10-4 |
| 3/15 Rollins      | L | 4-5  |
| 3/22 St. Leo      | L | 4-5  |
| 3/24 GEORGIA*     | W | 5-3  |
| 3/25 GEORGIA*     | W | 2-0  |

## 1971 (19-26) (5-12 SEC, 6TH EAST)

**Coach: Dave Fuller**

|                      |   |      |
|----------------------|---|------|
| 3/4 Florida Southern | L | 3-6  |
| 3/5 Miami (Fla.)     | L | 0-2  |
| 3/6 Miami (Fla.)     | L | 5-7  |
| Lafayette            | L | 2-6  |
| Lafayette            | W | 8-6  |
| 3/12 Stetson         | W | 9-8  |
| 3/13 STETSON         | W | 11-0 |
| 3/22 Louisiana State | L | 1-2  |
| 3/22 Louisiana State | W | 5-0  |
| 3/23 Louisiana State | L | 3-6  |
| 3/24 Alabama         | L | 2-9  |

|                       |   |      |
|-----------------------|---|------|
| 3/28 WESTERN MICHIGAN | W | 1-0  |
| 3/28 WESTERN MICHIGAN | W | 5-3  |
| 3/29 WESTERN MICHIGAN | W | 7-1  |
| 3/29 WESTERN MICHIGAN | L | 4-6  |
| 3/31 TENNESSEE*       | L | 1-4  |
| 3/31 TENNESSEE*       | W | 5-0  |
| 4/1 TENNESSEE*        | L | 2-6  |
| 4/2 CONNECTICUT       | W | 12-4 |
| 4/3 CONNECTICUT       | W | 8-3  |
| 4/4 AUBURN*           | W | 8-4  |
| 4/5 AUBURN*           | W | 3-2  |
| 4/8 BELMONT ABBEY     | W | 2-0  |
| 4/9 BELMONT ABBEY     | L | 2-5  |
| 4/11 Georgia*         | L | 3-5  |
| 4/12 Georgia*         | W | 5-4  |
| 4/15 Jacksonville     | L | 4-5  |
| 4/18 KENTUCKY*        | W | 6-2  |
| 4/18 KENTUCKY*        | W | 6-2  |
| 4/19 KENTUCKY*        | W | 8-2  |
| 4/25 MIAMI (Fla.)     | L | 3-4  |
| 4/26 MIAMI (Fla.)     | W | 7-3  |
| 4/28 Florida State    | L | 1-3  |
| 4/29 Florida State    | W | 9-4  |
| 5/2 Auburn*           | W | 5-1  |
| 5/3 Auburn*           | L | 3-9  |
| 5/6 JACKSONVILLE      | W | 7-3  |
| 5/9 Vanderbilt*       | W | 6-2  |
| 5/9 Vanderbilt*       | W | 14-5 |
| 5/10 Vanderbilt*      | W | 15-5 |


**SEC Championship Series**

|                    |   |     |
|--------------------|---|-----|
| 5/14 Ole Miss      | L | 2-8 |
| 5/16 OLE MISS      | L | 1-4 |
| 5/23 FLORIDA STATE | W | 8-0 |
| 5/24 FLORIDA STATE | W | 3-1 |
| 5/24 FLORIDA STATE | L | 1-3 |

## 1970 (27-17) (11-5 SEC, 2ND EAST)

**Coach: Dave Fuller**

|                        |   |       |
|------------------------|---|-------|
| 2/27 Stetson           | W | 3-0   |
| 2/28 STETSON           | L | 4-7   |
| 3/4 SOUTH FLORIDA      | W | 5-2   |
| 3/6 Miami (Fla.)       | L | 0-5   |
| 3/6 Miami (Fla.)       | L | 4-5   |
| 3/10 South Florida     | L | 2-8   |
| 3/13 CLEMSON           | W | 13-3  |
| 3/13 CLEMSON           | W | 5-4   |
| 3/14 CLEMSON           | L | 2-5   |
| 3/14 CLEMSON           | L | 3-6   |
| 3/23 SOUTHERN ILLINOIS | L | 1-9   |
| 3/24 SOUTHERN ILLINOIS | L | 10-13 |
| 3/25 MIAMI (OHIO)      | W | 2-1   |
| 3/26 MIAMI (OHIO)      | W | 3-2   |
| 3/27 VANDERBILT*       | W | 2-0   |
| 3/27 VANDERBILT*       | L | 1-4   |
| 3/28 VANDERBILT*       | W | 2-0   |
| 3/30 UT-CHATTANOOGA    | W | 3-2   |
| 3/31 UT-CHATTANOOGA    | W | 2-0   |
| 4/3 AUBURN*            | W | 17-4  |
| 4/7 Jacksonville       | L | 2-6   |
| 4/8 JACKSONVILLE       | L | 3-6   |
| 4/10 Georgia*          | L | 4-9   |
| 4/11 Georgia*          | W | 11-7  |
| 4/14 ROLLINS           | W | 4-3   |
| 4/17 Kentucky*         | W | 10-0  |
| 4/17 Kentucky*         | W | 4-0   |
| 4/18 Kentucky*         | W | 5-3   |
| 4/21 Rollins           | W | 5-2   |
| 4/24 GEORGIA*          | W | 3-0   |
| 4/25 GEORGIA*          | W | 10-0  |
| 4/27 MIAMI (Fla.)      | W | 7-6   |
| 4/28 MIAMI (Fla.)      | W | 9-3   |
| 5/1 Auburn*            | W | 4-0   |
| 5/2 Auburn*            | L | 2-3   |
| 5/6 ROLLINS            | W | 6-5   |
| 5/8 Tennessee*         | L | 3-7   |
| 5/8 Tennessee*         | W | 7-0   |
| 5/9 Tennessee*         | L | 0-5   |
| 5/22 Florida State     | W | 3-1   |
| 5/23 Florida State     | W | 5-4   |
| 5/23 Florida State     | W | 4-3   |
| 5/29 FLORIDA STATE     | L | 0-1   |
| 5/30 FLORIDA STATE     | L | 4-9   |



Outfielder Gavin Dickey enjoyed a breakout junior season in '06, leading the club with career highs in batting average (.304), total bases (99), RBI (41) and slugging percentage (.547).

|                      |   |      |
|----------------------|---|------|
| 3/25 MIAMI (Ohio)    | W | 11-7 |
| 3/26 GEORGIA*        | W | 6-1  |
| 3/27 GEORGIA*        | W | 15-4 |
| 3/29 NORTH CAROLINA  | W | 5-4  |
| 3/30 NORTH CAROLINA  | W | 11-8 |
| 4/2 AUBURN*          | W | 10-5 |
| 4/3 AUBURN*          | L | 5-6  |
| 4/6 FLORIDA SOUTHERN | L | 4-5  |
| 4/9 Georgia*         | L | 7-8  |
| 4/10 Georgia*        | L | 5-6  |
| 4/12 JACKSONVILLE    | W | 6-2  |
| 4/13 Rollins         | W | 6-4  |
| 4/16 KENTUCKY*       | L | 3-8  |
| 4/16 KENTUCKY*       | W | 9-6  |
| 4/17 KENTUCKY*       | W | 8-3  |
| 4/20 ROLLINS         | L | 2-7  |
| 4/23 Auburn*         | L | 2-5  |
| 4/24 Auburn*         | L | 2-5  |
| 4/26 MIAMI (Fla.)    | L | 5-13 |
| 4/27 MIAMI (Fla.)    | L | 0-1  |
| 4/28 Jacksonville    | W | 4-2  |
| 4/30 TENNESSEE*      | L | 9-12 |
| 4/30 TENNESSEE*      | L | 2-3  |
| 5/1 TENNESSEE*       | L | 5-7  |
| 5/4 South Florida    | W | 14-6 |
| 5/5 SOUTH FLORIDA    | W | 3-2  |
| 5/7 Vanderbilt*      | L | 3-4  |
| 5/7 Vanderbilt*      | L | 0-3  |
| 5/8 Vanderbilt*      | L | 2-13 |
| 5/21 FLORIDA STATE   | L | 2-7  |
| 5/22 FLORIDA STATE   | L | 0-2  |
| 5/22 FLORIDA STATE   | W | 4-3  |
| 5/28 Florida State   | W | 4-3  |
| 5/29 Florida State   | L | 0-7  |

## 1972 (23-21) (7-7 SEC, 4TH EAST)

**Coach: Dave Fuller**

|                      |   |          |
|----------------------|---|----------|
| 3/3 Miami (Fla.)     | L | 6-18     |
| 3/4 Miami (Fla.)     | W | 6-3      |
| 3/7 Florida Southern | L | 0-5      |
| 3/8 Stetson          | L | 0-2      |
| 3/9 TEMPLE           | W | 5-0      |
| 3/10 TEMPLE          | W | 3-1      |
| 3/11 STETSON         | W | 1-0      |
| 3/17 NORTH CAROLINA  | L | 9-11     |
| 3/18 NORTH CAROLINA  | L | 1-7      |
| 3/18 OHIO STATE      | W | 8-7      |
| 3/19 OHIO STATE      | W | 5-1      |
| 3/20 DUKE            | L | 5-6      |
| 3/21 DUKE            | W | 3-0      |
| 3/22 MIAMI (Ohio)    | L | 3-6      |
| 3/23 MIAMI (Ohio)    | W | 14-13    |
| 3/24 GEORGIA*        | L | 12-13    |
| 3/25 GEORGIA*        | W | 17-9     |
| 3/29 ROLLINS         | L | 4-6      |
| 3/31 Auburn*         | W | 11-3     |
| 4/1 Auburn*          | L | 6-13     |
| 4/3 VIRGINIA         | W | 2-0      |
| 4/4 FLORIDA SOUTHERN | L | 1-5      |
| 4/7 Georgia*         | W | 3-1      |
| 4/8 Georgia*         | W | 5-0      |
| 4/11 Rollins         | W | 8-5      |
| 4/17 Miami (Fla.)    | L | 6-10     |
| 4/18 MIAMI (Fla.)    | W | 8-6      |
| 4/21 Auburn*         | L | 5-6      |
| 4/22 Auburn*         | L | 6-7 (20) |

# YEAR-BY-YEAR RESULTS & SCORES

|      |               |   |     |
|------|---------------|---|-----|
| 4/26 | SOUTH FLORIDA | L | 7-9 |
| 4/28 | Tennessee*    | L | 0-2 |
| 4/28 | Tennessee*    | W | 6-5 |
| 4/29 | Tennessee*    | W | 4-2 |
| 5/2  | South Florida | W | 1-0 |
| 5/5  | VANDERBILT*   | L | 1-2 |
| 5/5  | VANDERBILT*   | W | 3-0 |
| 5/6  | VANDERBILT*   | L | 0-4 |
| 5/15 | JACKSONVILLE  | W | 8-7 |
| 5/16 | Jacksonville  | W | 3-0 |
| 5/19 | FLORIDA STATE | W | 3-1 |
| 5/20 | FLORIDA STATE | W | 3-1 |
| 5/26 | Florida State | L | 1-8 |
| 5/26 | Florida State | L | 2-4 |
| 5/27 | Florida State | L | 4-9 |

## 1973 (23-21) (9-7 SEC, T-2ND EAST)

Coach: Dave Fuller

|      |                  |   |      |
|------|------------------|---|------|
| 3/2  | Miami (Fla.)     | L | 0-7  |
| 3/3  | Miami (Fla.)     | L | 1-11 |
| 3/7  | TEMPLE           | W | 1-0  |
| 3/8  | TEMPLE           | L | 5-6  |
| 3/9  | Florida Southern | W | 1-0  |
| 3/16 | NORTH CAROLINA   | W | 6-3  |
| 3/17 | NORTH CAROLINA   | W | 8-7  |
| 3/18 | MIAMI (Ohio)     | L | 5-9  |
| 3/19 | KENTUCKY*        | L | 1-2  |
| 3/19 | KENTUCKY*        | L | 0-3  |
| 3/20 | KENTUCKY*        | W | 9-0  |
| 3/21 | LAFAYETTE        | W | 5-3  |
| 3/21 | LAFAYETTE        | L | 6-11 |
| 3/23 | GEORGIA*         | W | 8-7  |
| 3/24 | GEORGIA*         | W | 2-1  |
| 3/30 | AUBURN*          | W | 1-0  |
| 3/31 | AUBURN*          | W | 2-1  |
| 4/3  | Jacksonville     | W | 10-1 |
| 4/6  | Georgia*         | W | 9-1  |
| 4/9  | MIAMI (Fla.)     | W | 7-6  |
| 4/10 | MIAMI (Fla.)     | W | 5-4  |
| 4/13 | CUMBERLAND       | W | 7-5  |
| 4/14 | CUMBERLAND       | W | 10-0 |
| 4/15 | JACKSONVILLE     | W | 8-3  |
| 4/16 | Stetson          | L | 5-6  |
| 4/18 | STETSON          | L | 2-6  |
| 4/20 | Auburn*          | L | 0-1  |
| 4/21 | Auburn*          | L | 3-4  |
| 4/25 | South Florida    | W | 10-5 |
| 4/27 | TENNESSEE*       | W | 2-0  |
| 4/27 | TENNESSEE*       | W | 7-3  |
| 4/28 | TENNESSEE*       | W | 15-4 |
| 4/30 | SOUTH FLORIDA    | W | 8-2  |
|      | Florida Southern | L | 0-8  |
| 5/4  | Vanderbilt*      | L | 0-7  |
| 5/4  | Vanderbilt*      | L | 1-4  |
| 5/5  | Vanderbilt*      | L | 5-8  |
| 5/11 | ROLLINS          | L | 7-10 |
| 5/12 | Rollins          | L | 2-3  |
| 5/19 | Florida State    | L | 0-3  |
| 5/20 | Florida State    | L | 5-9  |
| 5/25 | FLORIDA STATE    | L | 7-8  |
| 5/26 | FLORIDA STATE    | W | 4-0  |
| 5/26 | FLORIDA STATE    | L | 0-8  |

## 1974 (23-20-1) (7-9 SEC, 4TH EAST)

Coach: Dave Fuller


|      |                  |   |      |
|------|------------------|---|------|
| 3/1  | Miami (Fla.)     | L | 3-4  |
| 3/2  | Miami (Fla.)     | W | 9-6  |
| 3/4  | TEMPLE           | W | 7-6  |
| 3/5  | TEMPLE           | W | 10-5 |
| 3/8  | VANDERBILT*      | W | 4-0  |
| 3/8  | VANDERBILT*      | L | 0-1  |
| 3/9  | VANDERBILT*      | L | 3-8  |
| 3/15 | NORTH CAROLINA   | W | 9-0  |
| 3/16 | NORTH CAROLINA   | L | 4-8  |
| 3/17 | CLEMSON          | W | 17-6 |
| 3/18 | CLEMSON          | W | 10-3 |
| 3/19 | CLEMSON          | L | 2-24 |
| 3/20 | TENNESSEE        | W | 8-7  |
| 3/21 | TENNESSEE        | W | 7-3  |
| 3/22 | GEORGIA*         | W | 5-4  |
| 3/29 | Auburn*          | L | 5-6  |
| 3/30 | Auburn*          | L | 1-7  |
| 4/3  | FLORIDA SOUTHERN | W | 4-3  |
| 4/5  | Georgia*         | W | 5-4  |
| 4/6  | Georgia*         | W | 11-9 |
| 4/8  | MIAMI (Fla.)     | L | 0-4  |
| 4/9  | MIAMI (Fla.)     | L | 5-6  |
| 4/12 | Kentucky*        | L | 0-3  |
| 4/12 | Kentucky*        | L | 0-8  |
| 4/13 | Kentucky*        | W | 2-1  |
| 4/16 | Florida Southern | L | 0-1  |
| 4/19 | AUBURN*          | W | 2-1  |
| 4/20 | AUBURN*          | L | 5-9  |
| 4/24 | SOUTH FLORIDA    | W | 9-6  |
| 4/26 | Tennessee*       | W | 5-0  |
| 4/26 | Tennessee*       | L | 3-8  |

|      |               |   |      |
|------|---------------|---|------|
| 4/27 | Tennessee*    | L | 5-13 |
| 4/30 | JACKSONVILLE  | W | 10-4 |
| 5/1  | South Florida | L | 0-3  |
| 5/3  | Stetson       | L | 0-9  |
| 5/4  | STETSON       | W | 10-0 |
| 5/10 | ROLLINS       | W | 3-0  |
| 5/11 | Rollins       | W | 6-3  |
| 5/12 | Jacksonville  | L | 5-9  |
| 5/17 | Florida State | T | 0-0  |
| 5/18 | Florida State | W | 6-2  |
| 5/18 | Florida State | L | 3-4  |
| 5/19 | FLORIDA STATE | W | 5-4  |
| 5/20 | FLORIDA STATE | L | 3-4  |

## 1975 (23-25) (6-11 SEC, 6TH EAST)

Coach: Dave Fuller

|      |                  |   |       |
|------|------------------|---|-------|
| 2/21 | STETSON          | L | 1-3   |
| 2/22 | Stetson          | L | 4-5   |
| 3/1  | Florida State    | L | 0-14  |
| 3/2  | Florida State    | L | 4-6   |
| 3/4  | ST. LEO          | W | 9-8   |
| 3/5  | ST. LEO          | W | 5-0   |
| 3/7  | MIAMI (Fla.)     | W | 8-2   |
| 3/8  | MIAMI (Fla.)     | W | 2-1   |
| 3/10 | ALABAMA          | W | 10-0  |
| 3/10 | ALABAMA          | W | 8-1   |
| 3/11 | ALABAMA          | W | 4-3   |
| 3/13 | TEMPLE           | L | 6-8   |
| 3/14 | NORTH CAROLINA   | L | 4-8   |
| 3/15 | NORTH CAROLINA   | L | 5-7   |
| 3/21 | GEORGIA*         | W | 4-3   |
| 3/22 | GEORGIA*         | L | 4-13  |
| 3/24 | VALDOSTA STATE   | W | 11-3  |
| 3/26 | LAFAYETTE        | W | 11-4  |
| 3/27 | LAFAYETTE        | W | 3-1   |
| 3/28 | AUBURN*          | W | 13-0  |
| 3/29 | AUBURN*          | L | 5-7   |
| 3/30 | ECKERD           | L | 9-16  |
| 4/4  | Georgia*         | L | 6-8   |
| 4/5  | Georgia*         | L | 6-8   |
| 4/8  | JACKSONVILLE     | W | 12-4  |
| 4/9  | Florida Southern | W | 3-1   |
| 4/12 | KENTUCKY*        | L | 2-4   |
| 4/12 | KENTUCKY*        | L | 2-6   |
| 4/13 | KENTUCKY*        | L | 5-6   |
| 4/16 | FLORIDA SOUTHERN | W | 8-2   |
| 4/18 | Auburn*          | L | 3-9   |
| 4/19 | Auburn*          | W | 8-7   |
| 4/22 | SOUTH FLORIDA    | W | 7-4   |
| 4/23 | South Florida    | L | 4-11  |
| 4/25 | TENNESSEE*       | W | 5-2   |
| 4/25 | TENNESSEE*       | L | 3-5   |
| 4/26 | TENNESSEE*       | W | 9-4   |
| 4/29 | FLORIDA STATE    | L | 5-9   |
| 4/29 | FLORIDA STATE    | W | 8-5   |
| 4/30 | FLORIDA STATE    | L | 7-8   |
| 5/3  | Miami (Fla.)     | L | 1-6   |
| 5/4  | Miami (Fla.)     | L | 5-6   |
| 5/7  | ECKERD           | W | 15-12 |
| 5/9  | Vanderbilt*      | L | 1-5   |
| 5/9  | Vanderbilt*      | L | 1-4   |
| 5/10 | Vanderbilt*      | W | 6-2   |
| 5/16 | ROLLINS          | L | 0-10  |
| 5/17 | Rollins          | W | 3-1   |



A familiar sight for Gator fans was seeing Brad Wilkerson and David Eckstein celebrating another score, as the pair ranks second and third, respectively, on the school's career list for runs scored.

## 1976 (21-27) (10-13 SEC, 4TH EAST)

Coach: Jay Bergman

|      |                  |   |      |
|------|------------------|---|------|
| 2/21 | ROLLINS          | W | 6-5  |
| 2/22 | Rollins          | L | 4-6  |
| 2/25 | St. Leo          | W | 9-6  |
| 3/1  | MIAMI (Fla.)     | W | 12-2 |
| 3/2  | MIAMI (Fla.)     | W | 9-6  |
| 3/3  | FURMAN           | W | 12-1 |
| 3/4  | FURMAN           | W | 8-4  |
| 3/6  | VANDERBILT*      | L | 5-10 |
| 3/6  | VANDERBILT*      | L | 3-5  |
| 3/7  | VANDERBILT*      | W | 7-6  |
| 3/9  | ST. LEO          | W | 6-0  |
| 3/11 | FLORIDA SOUTHERN | L | 2-3  |
| 3/13 | CLEMSON          | L | 5-6  |
| 3/14 | CLEMSON          | W | 5-4  |
| 3/20 | KENTUCKY*        | W | 3-2  |
| 3/20 | KENTUCKY*        | W | 4-2  |
| 3/21 | KENTUCKY*        | L | 1-5  |
| 3/25 | Alabama          | W | 2-1  |
| 3/26 | Alabama          | L | 2-6  |
| 3/29 | GEORGIA*         | W | 6-1  |
| 3/29 | GEORGIA*         | L | 1-3  |
| 3/30 | GEORGIA*         | W | 8-7  |
| 4/1  | Florida Southern | L | 3-10 |
| 4/3  | Tennessee*       | L | 1-10 |
| 4/3  | Tennessee*       | L | 2-3  |
| 4/4  | Tennessee*       | L | 3-8  |
| 4/7  | JACKSONVILLE     | W | 3-2  |
| 4/8  | Valdosta State   | L | 1-3  |
| 4/10 | Stetson          | L | 1-2  |
| 4/12 | Florida State    | L | 2-8  |
| 4/13 | Florida State    | L | 1-3  |
| 4/14 | STETSON          | W | 10-8 |
| 4/16 | Kentucky*        | L | 5-6  |
| 4/16 | Kentucky*        | L | 0-1  |
| 4/17 | Kentucky*        | W | 5-1  |
| 4/20 | FLORIDA STATE    | L | 5-8  |
| 4/21 | FLORIDA STATE    | L | 3-11 |
| 4/23 | TENNESSEE*       | W | 5-2  |
| 4/23 | TENNESSEE*       | W | 3-2  |
| 4/24 | TENNESSEE*       | L | 3-16 |
| 4/28 | Jacksonville     | L | 4-5  |
| 4/29 | VALDOSTA STATE   | L | 2-3  |
| 5/1  | Vanderbilt*      | L | 3-6  |
| 5/1  | Vanderbilt*      | W | 4-2  |
| 5/2  | Vanderbilt*      | L | 4-5  |
| 5/5  | STETSON          | W | 10-8 |
| 5/8  | Georgia*         | W | 7-6  |
| 5/9  | Georgia*         | L | 3-4  |

## 1977 (39-18) (14-9 SEC, 1ST EAST)

NCAA Mid-east Regional  
SEC Eastern Division Champions

Coach: Jay Bergman

|      |                         |   |       |
|------|-------------------------|---|-------|
| 2/25 | Miami (Fla.)            | W | 9-6   |
| 2/26 | Miami (Fla.)            | L | 4-5   |
| 2/27 | Rollins                 | W | 6-3   |
| 3/1  | Rollins                 | W | 2-1   |
| 3/4  | FURMAN                  | W | 2-1   |
| 3/5  | FURMAN                  | W | 12-3  |
| 3/6  | Florida State           | W | 8-3   |
| 3/7  | Florida State           | W | 2-1   |
| 3/10 | ST. LEO                 | W | 13-0  |
| 3/12 | VANDERBILT*             | W | 7-2   |
| 3/12 | VANDERBILT*             | W | 5-1   |
| 3/13 | VANDERBILT*             | W | 11-5  |
| 3/17 | AQUINAS                 | W | 9-1   |
| 3/18 | AQUINAS                 | W | 14-6  |
| 3/19 | TENNESSEE*              | L | 4-7   |
| 3/19 | TENNESSEE*              | W | 8-4   |
| 3/20 | TENNESSEE*              | L | 8-11  |
| 3/21 | Florida Southern        | L | 3-5   |
| 3/22 | NEW YORK YANKEES (Exh.) | L | 9-10  |
| 3/24 | Georgia Southern        | W | 5-3   |
| 3/26 | Georgia*                | W | 12-1  |
| 3/26 | Georgia*                | W | 10-0  |
| 3/27 | Georgia*                | W | 5-4   |
| 3/28 | COLBY                   | W | 15-0  |
| 3/29 | VALDOSTA STATE          | W | 9-5   |
| 3/30 | South Florida           | W | 11-6  |
| 4/1  | KENTUCKY*               | W | 5-4   |
| 4/1  | KENTUCKY*               | W | 12-11 |
| 4/2  | KENTUCKY*               | L | 3-12  |
| 4/5  | Stetson                 | L | 1-4   |
| 4/8  | Tennessee*              | L | 1-2   |
| 4/8  | Tennessee*              | W | 14-9  |
| 4/9  | Tennessee*              | L | 7-8   |
| 4/12 | CENTRAL FLORIDA         | W | 10-0  |
| 4/13 | SOUTH FLORIDA           | W | 8-0   |
| 4/16 | FLORIDA STATE           | W | 7-3   |
| 4/17 | FLORIDA STATE           | L | 7-8   |
| 4/19 | STETSON                 | W | 6-3   |
| 4/20 | FLORIDA SOUTHERN        | L | 2-3   |
| 4/22 | Kentucky*               | L | 1-4   |
| 4/23 | Kentucky*               | W | 6-4   |


|      |                       |   |       |
|------|-----------------------|---|-------|
| 4/26 | JACKSONVILLE          | W | 21-10 |
| 4/27 | FLORIDA INTERNATIONAL | W | 14-13 |
| 4/30 | Vanderbilt*           | W | 6-5   |
| 4/30 | Vanderbilt*           | L | 2-5   |
| 5/1  | Vanderbilt*           | L | 4-7   |
| 5/4  | Jacksonville          | W | 6-1   |
| 5/7  | GEORGIA*              | L | 4-5   |
| 5/7  | GEORGIA*              | W | 1-0   |
| 5/8  | GEORGIA*              | W | 10-7  |

## SEC Tournament (Oxford, Miss.)

|      |                   |   |     |
|------|-------------------|---|-----|
| 5/13 | Mississippi State | W | 3-1 |
| 5/14 | Ole Miss          | W | 5-4 |
| 5/16 | Ole Miss          | L | 6-7 |
| 5/16 | Ole Miss          | L | 4-7 |

## NCAA Mid-east Regional (Minneapolis, Minn.)

|      |                  |   |       |
|------|------------------|---|-------|
| 5/27 | Minnesota        | L | 0-7   |
| 5/28 | Virginia Tech    | W | 9-4   |
| 5/28 | Central Michigan | W | 13-11 |
| 5/29 | Minnesota        | L | 1-5   |



Now a member of the Gator Radio Network, righty Jeff Cardozo was a five-time Academic All-SEC Honor Roll recipient and fired a complete game in the 2000 NCAA Waco (Texas) Regional against Baylor.

## 1978 (34-15) (18-4 SEC, 1ST EAST)

SEC Eastern Division Champions

Coach: Jay Bergman

|      |                  |   |      |
|------|------------------|---|------|
| 2/25 | MIAMI (Fla.)     | W | 5-4  |
| 2/26 | MIAMI (Fla.)     | W | 5-3  |
| 3/1  | Rollins          | L | 3-5  |
| 3/4  | Florida Southern | L | 3-4  |
| 3/6  | TEMPLE           | W | 10-2 |
| 3/7  | Jacksonville     | L | 0-1  |
| 3/10 | VANDERBILT*      | W | 3-1  |
| 3/10 | VANDERBILT*      | W | 3-1  |
| 3/11 | VANDERBILT*      | W | 8-3  |
| 3/13 | FLORIDA SOUTHERN | W | 3-1  |
| 3/17 | KENTUCKY*        | W | 7-0  |
| 3/17 | KENTUCKY*        | L | 0-4  |
| 3/18 | KENTUCKY*        | W | 3-1  |
| 3/19 | MARYLAND         | L | 2-6  |
| 3/20 | MARYLAND         | W | 3-2  |
| 3/21 | OHIO             | W | 10-9 |
| 3/22 | OHIO             | L | 3-6  |
| 3/23 | TENNESSEE*       | W | 4-1  |
| 3/23 | TENNESSEE*       | W | 5-1  |
| 3/24 | TENNESSEE*       | W | 8-1  |
| 3/27 | ECKERD           | W | 5-3  |
| 3/31 | GEORGIA*         | W | 14-0 |
| 3/31 | GEORGIA*         | L | 3-5  |
| 4/1  | GEORGIA*         | W | 7-0  |
| 4/4  | ST. LEO          | W | 7-0  |
| 4/7  | Tennessee*       | W | 4-3  |
| 4/7  | Tennessee*       | W | 7-5  |
| 4/8  | Tennessee*       | L | 2-4  |
| 4/11 | Vanderbilt*      | L | 1-2  |
| 4/11 | Vanderbilt*      | W | 17-3 |
| 4/12 | Vanderbilt*      | W | 6-0  |

# YEAR-BY-YEAR RESULTS & SCORES

|      |                 |   |       |
|------|-----------------|---|-------|
| 4/14 | SOUTH FLORIDA   | W | 6-4   |
| 4/15 | VALDOSTA STATE  | W | 6-2   |
| 4/16 | JACKSONVILLE    | W | 6-4   |
| 4/17 | CENTRAL FLORIDA | W | 10-3  |
| 4/22 | Kentucky*       | W | 1-0   |
| 4/23 | Kentucky*       | W | 5-3   |
| 4/25 | STETSON         | L | 11-13 |
| 4/26 | Florida State   | L | 1-5   |
| 4/27 | Florida State   | L | 8-9   |
| 4/30 | ROLLINS         | W | 7-1   |
| 5/1  | FLORIDA STATE   | L | 1-7   |
| 5/2  | FLORIDA STATE   | W | 5-4   |
| 5/3  | South Florida   | W | 6-5   |
| 5/6  | Georgia*        | W | 7-6   |
| 5/6  | Georgia*        | W | 2-1   |
| 5/7  | South Florida   | W | 5-2   |

**SEC Tournament (Gainesville, Fla.)**

|      |                   |   |     |
|------|-------------------|---|-----|
| 5/12 | MISSISSIPPI STATE | L | 3-8 |
| 5/13 | GEORGIA           | L | 2-7 |

**1979 (40-20) (16-8 SEC, 1ST EAST)**

**NCAA East Regional  
SEC Eastern Division Champions**

**Coach: Jay Bergman**

|      |                  |   |       |
|------|------------------|---|-------|
| 2/24 | CLEMSON          | W | 17-5  |
| 2/25 | ST. LEO          | W | 10-3  |
| 2/25 | ST. LEO          | W | 15-4  |
| 2/26 | Rollins          | W | 3-2   |
| 3/2  | Jacksonville     | W | 10-4  |
| 3/3  | Miami (Fla.)     | L | 2-8   |
| 3/4  | Miami (Fla.)     | L | 2-5   |
| 3/6  | TEMPLE           | L | 17-19 |
| 3/7  | OLD DOMINION     | W | 13-1  |
| 3/8  | FLORIDA STATE    | L | 3-4   |
| 3/9  | FLORIDA STATE    | W | 16-3  |
| 3/12 | WESTERN KENTUCKY | W | 3-2   |
| 3/13 | WESTERN KENTUCKY | W | 4-3   |
| 3/14 | ADELPHI          | W | 18-1  |



Jason Dill was a four-year starter in the outfield between 1998-2001 and clouted a then freshman-record 16 homers with 51 RBI and 48 runs during his first campaign.

|      |                |   |       |
|------|----------------|---|-------|
| 3/15 | South Florida  | L | 3-4   |
| 3/16 | ASSUMPTION     | W | 8-2   |
| 3/17 | GEORGIA*       | W | 4-3   |
| 3/17 | GEORGIA*       | W | 6-4   |
| 3/18 | GEORGIA*       | W | 8-5   |
| 3/20 | NOTRE DAME     | W | 6-1   |
| 3/21 | NOTRE DAME     | W | 12-0  |
| 3/23 | OHIO STATE     | W | 10-3  |
| 3/24 | KENTUCKY*      | W | 12-5  |
| 3/24 | KENTUCKY*      | L | 4-7   |
| 3/25 | KENTUCKY*      | W | 19-13 |
| 3/27 | DELAWARE       | W | 15-3  |
| 3/31 | TENNESSEE*     | W | 6-0   |
| 3/31 | TENNESSEE*     | W | 13-1  |
| 4/1  | TENNESSEE*     | W | 2-1   |
| 4/4  | NICHOLS STATE  | W | 17-0  |
| 4/6  | VANDERBILT*    | W | 9-2   |
| 4/6  | VANDERBILT*    | W | 6-5   |
| 4/7  | VANDERBILT*    | L | 4-9   |
| 4/8  | Florida State  | L | 7-12  |
| 4/14 | Kentucky*      | L | 1-6   |
| 4/14 | Kentucky*      | L | 2-3   |
| 4/15 | Kentucky*      | W | 12-10 |
| 4/18 | Stetson        | W | 12-3  |
| 4/19 | SOUTH FLORIDA  | W | 6-5   |
| 4/21 | Georgia*       | W | 7-0   |
| 4/21 | Georgia*       | W | 6-4   |
| 4/22 | Georgia*       | W | 14-11 |
| 4/24 | Jacksonville   | L | 1-2   |
| 4/27 | Vanderbilt*    | L | 6-7   |
| 4/27 | Vanderbilt*    | W | 15-2  |
| 4/28 | Vanderbilt*    | W | 5-4   |
| 5/1  | Tennessee*     | L | 4-5   |
| 5/1  | Tennessee*     | L | 2-9   |
| 5/2  | Tennessee*     | L | 4-7   |
| 5/4  | Florida State  | L | 7-20  |
| 5/5  | VALDOSTA STATE | W | 11-2  |
| 5/6  | ROLLINS        | W | 12-6  |

**SEC Tournament (Starkville, Miss.)**

|      |                   |   |       |
|------|-------------------|---|-------|
| 5/11 | Louisiana State   | L | 2-5   |
| 5/13 | Kentucky          | W | 7-1   |
| 5/14 | Louisiana State   | W | 5-1   |
| 5/14 | Mississippi State | L | 11-12 |

**NCAA East Regional (Tallahassee, Fla.)**

|      |                   |   |      |
|------|-------------------|---|------|
| 5/25 | Florida State     | W | 9-5  |
| 5/26 | Arkansas          | L | 1-9  |
| 5/27 | George Washington | W | 12-7 |
| 5/27 | Delaware          | L | 5-7  |

**1980 (40-16) (16-8 SEC, 1ST EAST)**

**SEC Eastern Division Champions**

**Coach: Jay Bergman**

|      |                  |   |       |
|------|------------------|---|-------|
| 2/16 | MIAMI (Fla.)     | L | 0-7   |
| 2/16 | MIAMI (Fla.)     | L | 0-5   |
| 2/20 | ST. LEO          | W | 5-1   |
| 2/23 | CLEMSON          | W | 4-3   |
| 2/25 | CLEMSON          | W | 6-0   |
| 2/29 | VALDOSTA STATE   | W | 5-4   |
| 3/1  | ROLLINS          | W | 9-8   |
| 3/2  | Rollins          | W | 7-6   |
| 3/5  | GEORGIA*         | W | 5-0   |
| 3/5  | GEORGIA*         | W | 5-2   |
| 3/6  | GEORGIA*         | W | 7-6   |
| 3/8  | Florida State    | W | 21-6  |
| 3/12 | DELAWARE STATE   | W | 17-0  |
| 3/15 | Vanderbilt*      | L | 3-6   |
| 3/15 | Vanderbilt*      | L | 4-6   |
| 3/16 | GEORGIA*         | L | 5-10  |
| 3/17 | WESTERN KENTUCKY | W | 8-7   |
| 3/18 | WESTERN KENTUCKY | W | 16-15 |
| 3/19 | AUSTIN PEAY      | L | 6-9   |
| 3/20 | AUSTIN PEAY      | W | 15-5  |
| 3/22 | KENTUCKY*        | W | 4-2   |
| 3/22 | KENTUCKY*        | W | 5-4   |
| 3/23 | KENTUCKY*        | W | 16-11 |
| 3/25 | Alabama          | W | 10-4  |
| 3/29 | FLORIDA A&M      | W | 14-1  |
| 3/29 | BALTIMORE        | W | 14-3  |
| 3/30 | BALTIMORE        | W | 10-0  |
| 3/31 | BALTIMORE        | W | 23-0  |
| 4/2  | South Florida    | L | 6-7   |
| 4/4  | Tennessee*       | W | 6-1   |
| 4/4  | Tennessee*       | W | 9-8   |
| 4/5  | Tennessee*       | W | 12-11 |
| 4/7  | SIENA            | W | 23-2  |
| 4/8  | SIENA            | W | 13-4  |
| 4/9  | JACKSONVILLE     | W | 9-4   |
| 4/12 | VANDERBILT*      | W | 3-2   |
| 4/12 | VANDERBILT*      | W | 6-5   |
| 4/13 | VANDERBILT*      | L | 7-13  |
| 4/15 | FLORIDA STATE    | L | 1-2   |
| 4/16 | FLORIDA STATE    | L | 2-15  |
| 4/19 | Kentucky*        | W | 4-2   |
| 4/19 | Kentucky*        | W | 4-1   |
| 4/20 | Kentucky*        | L | 5-12  |
| 4/22 | SOUTH FLORIDA    | W | 9-4   |
| 4/23 | STETSON          | W | 8-1   |
| 4/26 | Georgia*         | L | 7-10  |
| 4/26 | Georgia*         | L | 7-8   |
| 4/27 | Georgia*         | W | 25-9  |
| 4/29 | Florida Tech     | W | 6-2   |
| 4/30 | Stetson          | W | 7-6   |
| 5/1  | Jacksonville     | W | 17-3  |
| 5/3  | TENNESSEE*       | W | 8-3   |
| 5/3  | TENNESSEE*       | W | 2-0   |
| 5/4  | TENNESSEE*       | L | 6-8   |

**SEC Tournament (Gainesville, Fla.)**

|      |            |   |      |
|------|------------|---|------|
| 5/10 | OLE MISS   | L | 2-3  |
| 5/11 | VANDERBILT | L | 7-11 |

**1981 (42-17) (16-7 SEC, 1ST EAST)**

**NCAA South Regional  
SEC Tournament Champions**

**Coach: Jay Bergman**

|      |                  |   |       |
|------|------------------|---|-------|
| 2/20 | Miami (Fla.)     | L | 5-8   |
| 2/21 | Miami (Fla.)     | L | 0-2   |
| 2/26 | CLEMSON          | W | 8-1   |
| 2/27 | CLEMSON          | W | 5-4   |
| 2/28 | GEORGIA SOUTHERN | L | 6-8   |
| 3/1  | ROLLINS          | W | 6-3   |
| 3/2  | LIBERTY BAPTIST  | W | 11-6  |
| 3/4  | South Florida    | W | 13-7  |
| 3/6  | DAVIDSON         | W | 21-5  |
| 3/7  | Rollins          | L | 4-7   |
| 3/8  | EASTERN KENTUCKY | W | 20-7  |
| 3/10 | TEMPLE           | L | 13-14 |
| 3/12 | JAMES MADISON    | W | 19-6  |
| 3/13 | FLORIDA STATE    | L | 1-3   |
| 3/14 | FLORIDA STATE    | W | 17-5  |
| 3/21 | KENTUCKY*        | W | 5-4   |
| 3/21 | KENTUCKY*        | W | 2-1   |
| 3/24 | OHIO             | W | 12-3  |

|      |                 |   |       |
|------|-----------------|---|-------|
| 3/24 | OHIO            | W | 11-3  |
| 3/25 | ST. XAVIER      | W | 7-2   |
| 3/28 | Vanderbilt*     | W | 17-2  |
| 3/28 | Vanderbilt*     | L | 7-11  |
| 3/29 | Vanderbilt*     | W | 11-9  |
| 4/1  | Florida State   | L | 10-14 |
| 4/2  | Florida State   | W | 12-9  |
| 4/4  | TENNESSEE*      | W | 11-4  |
| 4/4  | TENNESSEE*      | W | 12-1  |
| 4/5  | TENNESSEE*      | W | 8-4   |
| 4/8  | SOUTH FLORIDA   | W | 6-5   |
| 4/11 | GEORGIA*        | W | 6-0   |
| 4/11 | GEORGIA*        | W | 5-1   |
| 4/12 | GEORGIA*        | L | 3-12  |
| 4/14 | LOUISIANA STATE | W | 6-3   |
| 4/18 | Kentucky*       | L | 4-8   |
| 4/18 | Kentucky*       | L | 4-5   |
| 4/19 | Kentucky*       | W | 10-3  |
| 4/21 | Tennessee*      | L | 9-11  |
| 4/22 | Tennessee*      | L | 0-4   |
| 4/22 | Tennessee*      | W | 10-7  |
| 4/25 | VANDERBILT*     | W | 7-6   |
| 4/25 | VANDERBILT*     | W | 2-1   |
| 4/26 | VANDERBILT*     | W | 11-2  |
| 4/27 | JACKSONVILLE    | W | 11-5  |
| 4/30 | Jacksonville    | W | 13-5  |
| 5/1  | Stetson         | W | 5-2   |
| 5/2  | Stetson         | W | 13-1  |
| 5/6  | MIAMI (Fla.)    | W | 8-7   |
| 5/7  | MIAMI (Fla.)    | L | 4-11  |
| 5/9  | Georgia*        | L | 2-4   |
| 5/9  | Georgia*        | W | 6-3   |
| 5/10 | Georgia*        | W | 20-6  |

**SEC Tournament (Starkville, Miss.)**

|      |                   |   |      |
|------|-------------------|---|------|
| 5/15 | Alabama           | W | 3-2  |
| 5/16 | Mississippi State | W | 8-3  |
| 5/18 | Kentucky          | W | 11-5 |

**NCAA South Regional (Coral Gables, Fla.)**


|      |                        |   |          |
|------|------------------------|---|----------|
| 5/21 | Florida State          | L | 1-5      |
| 5/22 | Missouri               | W | 7-3      |
| 5/23 | Middle Tennessee State | W | 7-4 (10) |
| 5/23 | Florida State          | W | 5-4      |
| 5/24 | Miami (Fla.)           | L | 6-8      |

**1982 (34-25-1) (14-8 SEC, 1ST EAST)**

**NCAA Atlantic Regional  
SEC Eastern Division Champions**


**Coach: Jack Rhine**

|      |              |   |      |
|------|--------------|---|------|
| 2/13 | Miami (Fla.) | L | 3-7  |
| 2/14 | Miami (Fla.) | L | 2-6  |
| 2/20 | FLAGLER      | W | 10-2 |
| 2/21 | FLORIDA TECH | W | 8-7  |
| 2/22 | ST. LEO      | W | 5-1  |
| 2/24 | CLEMSON      | L | 0-7  |
| 2/25 | CLEMSON      | L | 5-14 |



On the strength of eight complete games, an 8-1 record and a 2.81 ERA in '78, right-hander Ron Crum was named All-South Region.

|      |                 |   |       |
|------|-----------------|---|-------|
| 2/26 | CLEMSON         | L | 7-12  |
| 2/28 | METHODIST       | W | 17-1  |
| 3/2  | South Florida   | W | 6-3   |
| 3/6  | KENTUCKY*       | W | 3-0   |
| 3/6  | KENTUCKY*       | L | 5-8   |
| 3/7  | KENTUCKY*       | W | 12-11 |
| 3/10 | CENTRAL FLORIDA | W | 11-10 |
| 3/10 | CENTRAL FLORIDA | W | 9-6   |
| 3/11 | Florida State   | L | 16-17 |
| 3/12 | Florida State   | L | 1-8   |
| 3/13 | FLORIDA STATE   | W | 9-6   |
| 3/14 | FLORIDA STATE   | L | 6-7   |
| 3/20 | Vanderbilt*     | W | 4-1   |
| 3/20 | Vanderbilt*     | W | 25-8  |



A two-time semifinalist for the Johnny Bench Award, presented to the nation's top collegiate catcher, Brian Rose set a season-high batting average (.357) by a UF catcher and clubbed grand slams in back-to-back games at the 2003 NCAA Regional held in Coral Gables, Fla.

|      |                  |   |       |
|------|------------------|---|-------|
| 3/21 | Vanderbilt*      | T | 13-13 |
| 3/24 | ST. XAVIER       | W | 10-1  |
| 3/24 | ST. XAVIER       | W | 4-0   |
| 3/27 | GEORGIA*         | W | 6-5   |
| 3/27 | GEORGIA*         | W | 11-2  |
| 3/29 | ROLLINS          | W | 6-2   |
| 4/3  | Tennessee*       | L | 5-6   |
| 4/3  | Tennessee*       | W | 4-2   |
| 4/4  | Tennessee*       | W | 8-1   |
| 4/5  | JACKSONVILLE     | W | 10-7  |
| 4/7  | SUNY-STONY BROOK | W | 22-0  |
| 4/10 | Kentucky*        | L | 4-6   |
| 4/10 | Kentucky*        | W | 6-4   |
| 4/11 | Kentucky*        | L | 9-13  |
| 4/13 | SOUTH FLORIDA    | L | 4-6   |
| 4/16 | Stetson          | L | 7-9   |
| 4/17 | STETSON          | L | 9-16  |
| 4/18 | MIAMI (Fla.)     | W | 6-2   |
| 4/19 | MIAMI (Fla.)     | L | 7-8   |
| 4/22 | Jacksonville     | L | 10-18 |
| 4/24 | VANDERBILT*      | L | 4-5   |
| 4/24 | VANDERBILT*      | W | 4-3   |
| 4/25 | VANDERBILT*      | W | 7-3   |
| 4/27 | VALDOSTA STATE   | L | 6-9   |
| 5/1  | Georgia*         | W | 6-4   |
| 5/1  | Georgia*         | L | 6-8   |
| 5/2  | Georgia*         | L | 3-9   |
| 5/3  | Georgia Tech     | W | 4-3   |
| 5/4  | Valdosta State   | W | 10-4  |
| 5/6  | Rollins          | W | 7-4   |
| 5/8  | TENNESSEE*       | W | 12-2  |
| 5/8  | TENNESSEE*       | L | 2-3   |
| 5/9  | TENNESSEE*       | W | 6-4   |

**SEC Tournament (Gainesville, Fla.)**

|      |           |   |      |
|------|-----------|---|------|
| 5/14 | ALABAMA   | W | 7-3  |
| 5/15 | OLE MISS  | W | 8-7  |
| 5/16 | TENNESSEE | L | 7-10 |
| 5/17 | TENNESSEE | W | 9-3  |

**NCAA Atlantic Regional (Coral Gables, Fla.)**

|      |               |   |     |
|------|---------------|---|-----|
| 5/28 | South Florida | L | 0-8 |
| 5/29 | Stetson       | L | 4-5 |

**1983 (38-14) (14-7 SEC, 1ST EAST)**

**SEC Eastern Division Champions  
Coach: Jack Rhine**

|      |                  |   |       |
|------|------------------|---|-------|
| 2/12 | FLORIDA TECH     | W | 3-1   |
| 2/15 | JACKSONVILLE     | W | 4-2   |
| 2/18 | Florida Atlantic | W | 8-2   |
| 2/19 | Miami (Fla.)     | L | 1-5   |
| 2/20 | Miami (Fla.)     | W | 4-1   |
| 2/23 | ST. LEO          | W | 9-6   |
| 2/26 | CLEMSON          | W | 5-2   |
| 2/27 | CLEMSON          | W | 4-2   |
| 2/28 | FLAGLER          | W | 18-4  |
| 3/1  | Jacksonville     | L | 6-9   |
| 3/3  | Stetson          | W | 6-5   |
| 3/5  | FLORIDA STATE    | W | 6-2   |
| 3/6  | FLORIDA STATE    | W | 16-14 |
| 3/8  | MIAMI (Fla.)     | W | 5-3   |
| 3/9  | MIAMI (Fla.)     | L | 2-3   |
| 3/12 | VANDERBILT*      | W | 2-1   |
| 3/12 | VANDERBILT*      | W | 3-1   |
| 3/13 | VANDERBILT*      | L | 6-8   |
| 3/14 | CAMPBELLSVILLE   | W | 6-1   |
| 3/15 | MARION           | W | 4-0   |

# YEAR-BY-YEAR RESULTS & SCORES

|      |                |   |      |
|------|----------------|---|------|
| 3/16 | MARION         | W | 13-1 |
| 3/19 | Georgia*       | L | 3-4  |
| 3/19 | Georgia*       | L | 7-8  |
| 3/22 | ST. XAVIER     | W | 12-3 |
| 3/23 | ST. XAVIER     | L | 4-5  |
| 3/26 | TENNESSEE*     | W | 3-2  |
| 3/26 | TENNESSEE*     | W | 3-0  |
| 3/28 | ASHLAND        | W | 13-0 |
| 3/29 | ASHLAND        | W | 22-1 |
| 3/30 | UL-LAFAYETTE   | W | 13-4 |
| 4/2  | Kentucky*      | W | 7-5  |
| 4/2  | Kentucky*      | L | 0-5  |
| 4/8  | Florida State  | W | 7-5  |
| 4/9  | Florida State  | L | 3-9  |
| 4/13 | SOUTH FLORIDA  | W | 8-5  |
| 4/16 | Vanderbilt*    | W | 5-4  |
| 4/16 | Vanderbilt*    | W | 10-0 |
| 4/17 | Vanderbilt*    | W | 14-3 |
| 4/20 | Tampa          | W | 10-2 |
| 4/23 | GEORGIA*       | L | 2-4  |
| 4/23 | GEORGIA*       | W | 3-1  |
| 4/24 | GEORGIA*       | W | 14-3 |
| 4/27 | STETSON        | W | 5-1  |
| 4/30 | Tennessee*     | L | 0-1  |
| 4/30 | Tennessee*     | L | 3-4  |
| 5/1  | Tennessee*     | W | 9-4  |
| 5/5  | VALDOSTA STATE | W | 4-2  |
| 5/7  | KENTUCKY*      | W | 9-4  |
| 5/7  | KENTUCKY*      | W | 7-4  |
| 5/8  | KENTUCKY*      | W | 7-5  |


**SEC Tournament (Starkville, Miss.)**

|      |                   |   |      |
|------|-------------------|---|------|
| 5/13 | Alabama           | L | 2-15 |
| 5/14 | Mississippi State | L | 3-5  |

**1984 (43-16-1) (18-4 SEC, 1ST EAST)**

**NCAA South I Regional**  
**SEC Tournament Champions**  
**SEC Champions**  
**SEC Eastern Division Champions**  
**Coach: Joe Arnold**

|      |                  |   |       |
|------|------------------|---|-------|
| 2/2  | Florida Atlantic | L | 3-4   |
| 2/3  | Miami (Fla.)     | W | 9-7   |
| 2/4  | South Florida    | W | 11-10 |
| 2/5  | Florida State    | W | 8-3   |
| 2/11 | FLORIDA TECH     | W | 9-5   |
| 2/12 | FLORIDA TECH     | W | 8-4   |
| 2/15 | Jacksonville     | L | 3-4   |



Kevin Polcovich set an NCAA record with 14 assists versus Tennessee on April 27, 1991. His 403 career assists still rank among the top-15 at Florida.

|      |                  |   |          |
|------|------------------|---|----------|
| 2/17 | Miami (Fla.)     | L | 1-9      |
| 2/18 | Miami (Fla.)     | W | 10-3     |
| 2/24 | FLORIDA A&M      | W | 8-7      |
| 2/28 | JACKSONVILLE     | L | 6-8      |
| 2/29 | South Florida    | L | 4-10     |
| 3/1  | MISSOURI         | W | 6-5      |
| 3/3  | Tennessee*       | W | 3-1      |
| 3/3  | Tennessee*       | W | 6-0      |
| 3/4  | Tennessee*       | L | 6-7 (10) |
| 3/7  | Stetson          | L | 4-6      |
| 3/9  | NORTH CAROLINA   | W | 4-1      |
| 3/9  | EASTERN MICHIGAN | W | 7-3      |
| 3/10 | VANDERBILT*      | W | 8-4      |
| 3/10 | VANDERBILT*      | W | 9-2 (10) |

|      |                    |   |          |
|------|--------------------|---|----------|
| 3/12 | VANDERBILT*        | W | 7-4      |
| 3/13 | IOWA STATE         | W | 5-0      |
| 3/15 | XAVIER             | W | 11-0     |
| 3/18 | Georgia*           | W | 4-1      |
| 3/18 | Georgia*           | T | 9-9 (9)  |
| 3/22 | Alabama-Birmingham | W | 17-7     |
| 3/23 | Kentucky*          | W | 9-2      |
| 3/23 | Kentucky*          | W | 11-3     |
| 3/25 | Kentucky*          | L | 6-7      |
| 3/28 | MIAMI (Fla.)       | L | 6-8      |
| 3/28 | MIAMI (Fla.)       | W | 7-6 (8)  |
| 3/30 | ST. XAVIER         | W | 14-1     |
| 4/4  | Florida State      | W | 11-3     |
| 4/4  | Florida State      | L | 9-11     |
| 4/7  | TENNESSEE*         | W | 5-3      |
| 4/7  | TENNESSEE*         | W | 2-0      |
| 4/8  | TENNESSEE*         | L | 3-4      |
| 4/10 | STETSON            | W | 14-3     |
| 4/11 | SOUTH FLORIDA      | W | 10-3     |
| 4/14 | Vanderbilt*        | W | 4-1      |
| 4/14 | Vanderbilt*        | W | 17-6     |
| 4/15 | Vanderbilt*        | L | 9-10     |
| 4/17 | FLORIDA STATE      | W | 8-7      |
| 4/18 | FLORIDA STATE      | L | 4-7      |
| 4/21 | GEORGIA*           | W | 10-9 (8) |
| 4/21 | GEORGIA*           | W | 2-1      |
| 4/22 | GEORGIA*           | W | 14-2     |
| 4/24 | SIENA              | W | 9-2      |
| 4/24 | SIENA              | W | 5-3      |
| 4/28 | KENTUCKY*          | W | 2-0      |
| 4/28 | KENTUCKY*          | W | 5-1      |
| 4/29 | KENTUCKY*          | W | 9-2      |
| 5/1  | VALDOSTA STATE     | W | 12-6     |

**SEC Tournament (Gainesville, Fla.)**

|      |           |   |      |
|------|-----------|---|------|
| 5/11 | ALABAMA   | W | 5-3  |
| 5/12 | TENNESSEE | W | 10-2 |
| 5/13 | TENNESSEE | L | 2-3  |
| 5/14 | TENNESSEE | W | 3-1  |

**NCAA South I Regional (Tallahassee, Fla.)**

|      |               |   |     |
|------|---------------|---|-----|
| 5/24 | Miami (Fla.)  | L | 5-6 |
| 5/25 | South Alabama | L | 4-7 |

**1985 (43-18) (15-6 SEC, 1ST EAST)**

**NCAA Atlantic Regional**  
**SEC Eastern Division Champions**  
**Coach: Joe Arnold**

|      |                  |   |           |
|------|------------------|---|-----------|
| 2/8  | Central Florida  | W | 9-4       |
| 2/9  | TAMPA            | W | 4-3 (12)  |
| 2/15 | Miami (Fla.)     | L | 2-5       |
| 2/16 | Miami (Fla.)     | W | 4-2       |
| 2/17 | Miami (Fla.)     | L | 2-5       |
| 2/18 | St. Thomas       | W | 10-9 (13) |
| 2/20 | Stetson          | W | 8-3       |
| 2/22 | JACKSONVILLE     | W | 5-4       |
| 2/23 | FLORIDA A&M      | W | 8-1       |
| 2/24 | FLORIDA A&M      | W | 14-0      |
| 2/25 | South Florida    | W | 13-8      |
| 2/26 | MERCER           | W | 12-2      |
| 2/27 | MERCER           | W | 12-6      |
| 3/2  | KENTUCKY*        | W | 3-0       |
| 3/2  | KENTUCKY*        | W | 12-1      |
| 3/3  | KENTUCKY*        | W | 15-3      |
| 3/5  | FLORIDA ATLANTIC | W | 10-6      |
| 3/6  | OKLAHOMA STATE   | L | 9-12      |
| 3/7  | EASTERN MICHIGAN | L | 6-7       |
| 3/9  | Georgia*         | L | 3-4       |
| 3/9  | Georgia*         | W | 6-1       |
| 3/10 | Georgia*         | W | 12-9      |
| 3/12 | TULANE           | W | 7-5       |
| 3/14 | XAVIER           | W | 21-3      |
| 3/15 | FLORIDA STATE    | W | 3-2       |
| 3/16 | FLORIDA STATE    | W | 6-1       |
| 3/19 | Jacksonville     | W | 9-3       |
| 3/23 | VANDERBILT*      | W | 3-2       |
| 3/23 | VANDERBILT*      | W | 5-4       |
| 3/24 | VANDERBILT*      | W | 21-5      |
| 3/26 | Central Florida  | L | 6-10      |
| 3/27 | Florida State    | L | 10-12     |
| 3/30 | Tennessee*       | W | 5-1       |
| 3/30 | Tennessee*       | L | 7-11      |
| 4/2  | Florida State    | W | 6-3       |
| 4/6  | Kentucky*        | W | 10-0      |
| 4/6  | Kentucky*        | L | 6-8       |
| 4/7  | Kentucky*        | W | 5-2       |
| 4/10 | FLORIDA SOUTHERN | W | 5-3       |
| 4/13 | GEORGIA*         | W | 7-0       |
| 4/14 | GEORGIA*         | W | 5-0       |
| 4/16 | SOUTH FLORIDA    | W | 9-6       |
| 4/18 | SOUTH ALABAMA    | W | 11-3      |
| 4/19 | MIAMI (Fla.)     | L | 0-11      |
| 4/20 | MIAMI (Fla.)     | L | 4-6       |
| 4/23 | STETSON          | W | 6-4       |
| 4/27 | Vanderbilt*      | L | 0-4       |
| 4/28 | Vanderbilt*      | L | 1-6       |
| 5/4  | TENNESSEE*       | W | 2-1       |
| 5/4  | TENNESSEE*       | W | 4-1       |
| 5/5  | TENNESSEE*       | L | 6-9       |



During his seven seasons at the helm, Andy Lopez's squads made five NCAA Tournament appearances, collected three SEC Eastern Division titles, two SEC regular-season championships and advanced to the College World Series in 1996 and 1998.

|     |                |   |      |
|-----|----------------|---|------|
| 5/7 | VALDOSTA STATE | W | 12-2 |
| 5/7 | VALDOSTA STATE | W | 8-5  |

**SEC Tournament (Baton Rouge, La.)**

|      |                   |   |     |
|------|-------------------|---|-----|
| 5/10 | Mississippi State | L | 3-8 |
| 5/11 | Louisiana State   | W | 5-2 |
| 5/12 | Georgia           | L | 8-9 |

**NCAA Atlantic Regional (Coral Gables, Fla.)**

|      |              |   |      |
|------|--------------|---|------|
| 5/24 | Virginia     | L | 1-14 |
| 5/26 | Princeton    | W | 14-4 |
| 5/27 | Virginia     | W | 15-2 |
| 5/27 | Miami (Fla.) | W | 8-1  |
| 5/28 | Miami (Fla.) | L | 9-12 |

**1986 (27-26) (14-13 SEC, 6TH)**

**Coach: Joe Arnold**

|      |                    |   |          |
|------|--------------------|---|----------|
| 2/7  | FLORIDA A&M        | W | 19-0     |
| 2/9  | UL-LAFAYETTE       | W | 3-1      |
| 2/10 | UL-LAFAYETTE       | W | 9-2      |
| 2/11 | UL-LAFAYETTE       | W | 7-5      |
| 2/14 | Miami (Fla.)       | L | 6-7      |
| 2/15 | Miami (Fla.)       | L | 6-7 (10) |
| 2/22 | TAMPA              | W | 9-7      |
| 2/23 | TAMPA              | L | 1-3      |
| 2/25 | FLORIDA STATE      | L | 6-10     |
| 2/26 | FLORIDA STATE      | L | 7-10     |
| 3/1  | LOUISIANA STATE*   | L | 1-9      |
| 3/1  | LOUISIANA STATE*   | L | 4-18     |
| 3/2  | LOUISIANA STATE*   | L | 5-12     |
| 3/4  | TAMPA              | W | 7-6      |
| 3/8  | Alabama*           | L | 2-3 (12) |
| 3/8  | Alabama*           | W | 6-1      |
| 3/9  | Alabama*           | W | 11-4     |
| 3/11 | MIAMI (Fla.)       | L | 5-6      |
| 3/12 | MIAMI (Fla.)       | L | 7-9      |
| 3/15 | TENNESSEE*         | L | 3-4 (10) |
| 3/15 | TENNESSEE*         | W | 4-1      |
| 3/16 | TENNESSEE*         | L | 4-6      |
| 3/19 | JACKSONVILLE       | W | 6-4      |
| 3/22 | Oklahoma State     | W | 7-4      |
| 3/23 | Oklahoma State     | L | 7-16     |
| 3/24 | Oklahoma State     | L | 4-14     |
| 3/25 | OHIO STATE         | W | 18-6     |
| 3/26 | OHIO STATE         | W | 5-0      |
| 3/29 | Kentucky*          | W | 5-0      |
| 3/29 | Kentucky*          | W | 3-2      |
| 3/30 | Kentucky*          | W | 7-6      |
| 4/1  | Jacksonville       | W | 5-2      |
| 4/5  | AUBURN*            | W | 8-4      |
| 4/5  | AUBURN*            | L | 3-6      |
| 4/6  | AUBURN*            | L | 6-10     |
| 4/9  | South Florida      | W | 12-10    |
| 4/10 | CENTRAL FLORIDA    | L | 0-7      |
| 4/12 | Ole Miss*          | L | 3-4      |
| 4/12 | Ole Miss*          | L | 4-5      |
| 4/13 | Ole Miss*          | W | 11-7     |
| 4/15 | Florida State      | L | 6-7      |
| 4/16 | Florida State      | L | 0-8      |
| 4/19 | MISSISSIPPI STATE* | L | 3-9      |
| 4/19 | MISSISSIPPI STATE* | L | 1-5      |
| 4/20 | MISSISSIPPI STATE* | W | 9-5      |
| 4/23 | SOUTH FLORIDA      | L | 8-13     |
| 4/26 | Georgia*           | W | 7-6      |
| 4/26 | Georgia*           | L | 1-8      |
| 4/27 | Georgia*           | W | 11-5     |
| 5/1  | Central Florida    | W | 2-1      |
| 5/3  | VANDERBILT*        | W | 4-2      |
| 5/3  | VANDERBILT*        | W | 3-2      |
| 5/4  | VANDERBILT*        | W | 11-0     |

**1987 (32-24) (17-9 SEC, 3RD)**

**Coach: Joe Arnold**

|     |                  |   |      |
|-----|------------------|---|------|
| 2/7 | WESTERN CAROLINA | W | 9-7  |
| 2/7 | WESTERN CAROLINA | L | 3-12 |

|      |                               |   |           |
|------|-------------------------------|---|-----------|
| 2/8  | WESTERN CAROLINA              | W | 13-12     |
| 2/11 | ROLLINS                       | L | 4-6 (10)  |
| 2/13 | TAMPA                         | L | 3-10      |
| 2/14 | TAMPA                         | L | 14-17     |
| 2/16 | South Florida                 | L | 5-6       |
| 2/20 | Tulane                        | L | 10-11     |
| 2/21 | Louisiana State (New Orleans) | L | 2-5       |
| 2/22 | New Orleans                   | W | 6-3       |
| 2/24 | ECKERD                        | W | 14-1      |
| 2/27 | Miami (Fla.)                  | L | 2-4       |
| 2/28 | Miami (Fla.)                  | L | 4-12      |
| 3/4  | Central Florida               | W | 8-4       |
| 3/5  | FLORIDA ATLANTIC              | W | 10-6      |
| 3/7  | Louisiana State*              | L | 1-9       |
| 3/8  | Louisiana State*              | W | 5-3       |
| 3/10 | CENTRAL FLORIDA               | W | 8-7       |
| 3/14 | ALABAMA*                      | W | 8-3       |
| 3/14 | ALABAMA*                      | L | 9-6       |
| 3/15 | ALABAMA*                      | L | 2-5       |
| 3/21 | Tennessee*                    | W | 7-0       |
| 3/21 | Tennessee*                    | W | 9-1       |
| 3/22 | Tennessee*                    | W | 17-11     |
| 3/23 | ALABAMA-BIRMINGHAM            | W | 9-7       |
| 3/24 | HARTFORD                      | W | 5-0       |
|      | ECKERD                        | W | 6-3       |
|      | ECKERD                        | L | 12-13     |
| 4/2  | CENTRAL FLORIDA               | L | 6-12      |
| 4/4  | KENTUCKY*                     | W | 12-2      |
| 4/4  | KENTUCKY*                     | W | 10-3      |
| 4/5  | KENTUCKY*                     | W | 10-3      |
| 4/8  | SOUTH FLORIDA                 | W | 10-2      |
| 4/11 | Auburn*                       | L | 2-11      |
| 4/11 | Auburn*                       | L | 3-7       |
| 4/12 | Auburn*                       | L | 5-9       |
| 4/14 | Florida State                 | L | 6-12      |
| 4/15 | Florida State                 | L | 11-14     |
| 4/18 | OLE MISS*                     | W | 9-1       |
| 4/18 | OLE MISS*                     | W | 6-5       |
| 4/19 | OLE MISS*                     | L | 8-10      |
| 4/21 | MIAMI (Fla.)                  | W | 3-2       |
| 4/22 | MIAMI (Fla.)                  | W | 6-5       |
| 4/25 | Mississippi State*            | W | 11-6 (12) |
| 4/25 | Mississippi State*            | L | 4-7       |
| 4/26 | Mississippi State*            | W | 8-2       |
| 5/2  | GEORGIA*                      | L | 0-13      |
| 5/2  | GEORGIA*                      | W | 10-0      |
| 5/3  | GEORGIA*                      | L | 5-6       |
| 5/5  | FLORIDA STATE                 | W | 10-5      |
| 5/6  | FLORIDA STATE                 | W | 7-5       |
| 5/9  | Vanderbilt*                   | W | 11-5      |
| 5/9  | Vanderbilt*                   | W | 9-2       |
| 5/10 | Vanderbilt*                   | W | 8-6       |

**SEC Tournament (Athens, Ga.)**

|      |                   |   |     |
|------|-------------------|---|-----|
| 5/14 | Kentucky          | L | 4-5 |
| 5/15 | Mississippi State | L | 4-5 |

**1988 (48-19-1) (21-6 SEC, 1ST)**

**College World Series**  
**NCAA East Regional Champions**  
**SEC Tournament Champions**  
**SEC Champions**  
**Coach: Joe Arnold**

|      |                             |   |           |
|------|-----------------------------|---|-----------|
| 2/6  | WESTERN CAROLINA            | L | 1-3       |
| 2/6  | WESTERN CAROLINA            | W | 9-6       |
| 2/7  | WESTERN CAROLINA            | W | 7-2       |
| 2/10 | ECKERD                      | W | 10-9 (10) |
| 2/12 | TAMPA                       | W | 10-6      |
| 2/13 | TAMPA                       | W | 10-3      |
| 2/14 | FLORIDA ATLANTIC            | L | 5-7       |
| 2/16 | Central Florida             | L | 0-2       |
| 2/20 | MIAMI (Fla.)                | W | 3-2       |
| 2/21 | MIAMI (Fla.)                | L | 7-9       |
| 2/23 | FLORIDA SOUTHERN            | W | 7-5       |
| 2/24 | SOUTH FLORIDA               | W | 7-0       |
| 2/26 | San Diego State (Kissimmee) | W | 12-2      |
| 2/27 | San Diego State (Kissimmee) | W | 11-4      |
| 2/28 | San Diego State (Kissimmee) | T | 8-8 (9)   |
| 3/1  | CENTRAL FLORIDA             | W | 5-2       |
| 3/2  | Stetson                     | L | 3-6       |
| 3/5  | Kentucky*                   | W | 3-1 (10)  |
| 3/5  | Kentucky*                   | L | 1-7       |
| 3/6  | Kentucky*                   | L | 10-11     |
| 3/8  | STETSON                     | W | 6-0       |
| 3/12 | LOUISIANA STATE*            | W | 4-3       |
| 3/12 | LOUISIANA STATE*            | L | 0-4       |
| 3/13 | LOUISIANA STATE*            | W | 5-4       |
| 3/15 | CHARLOTTE                   | W | 5-2       |
| 3/16 | CHARLOTTE                   | W | 9-2       |
| 3/19 | Alabama*                    | W | 2-1       |
| 3/19 |                             |   |           |

# YEAR-BY-YEAR RESULTS & SCORES

|      |                    |   |          |
|------|--------------------|---|----------|
| 4/2  | Miami (Fla.)       | L | 3-5      |
| 4/6  | South Florida      | L | 4-6      |
| 4/9  | AUBURN*            | L | 1-3      |
| 4/9  | AUBURN*            | W | 7-1      |
| 4/10 | AUBURN*            | L | 7-12     |
| 4/13 | Florida State      | L | 2-7      |
| 4/16 | Ole Miss*          | W | 9-5      |
| 4/16 | Ole Miss*          | W | 4-1      |
| 4/17 | Ole Miss*          | W | 4-2      |
| 4/20 | FLORIDA STATE      | W | 8-5      |
| 4/23 | MISSISSIPPI STATE* | W | 6-5      |
| 4/23 | MISSISSIPPI STATE* | W | 5-1      |
| 4/24 | MISSISSIPPI STATE* | W | 13-8     |
| 4/30 | Georgia*           | W | 6-3      |
| 4/30 | Georgia*           | L | 2-3      |
| 5/1  | Georgia*           | W | 6-3      |
| 5/4  | CENTRAL FLORIDA    | W | 9-6      |
| 5/7  | VANDERBILT*        | W | 3-1      |
| 5/7  | VANDERBILT*        | W | 1-0 (10) |
| 5/8  | VANDERBILT*        | W | 8-7 (12) |

**SEC Tournament (Starkville, Miss.)**

|      |                   |   |     |
|------|-------------------|---|-----|
| 5/12 | Georgia           | L | 3-8 |
| 5/12 | Auburn            | W | 4-3 |
| 5/13 | Louisiana State   | W | 7-2 |
| 5/14 | Mississippi State | W | 3-1 |
| 5/15 | Mississippi State | W | 5-3 |

**NCAA East Regional (Tallahassee, Fla.)**

|      |               |   |      |
|------|---------------|---|------|
| 5/25 | George Mason  | W | 7-0  |
| 5/27 | N.C. State    | L | 3-13 |
| 5/27 | Tulane        | W | 9-5  |
| 5/28 | Florida State | W | 9-3  |
| 5/29 | Stetson       | W | 8-0  |


**College World Series (Omaha, Neb.)**

|     |               |   |      |
|-----|---------------|---|------|
| 6/3 | Wichita State | L | 4-5  |
| 6/5 | California    | W | 6-5  |
| 6/7 | Arizona State | L | 1-10 |

**1989 (44-22) (14-10 SEC, 3RD)**

**NCAA East Regional**  
**Coach: Joe Arnold**

|      |                    |   |           |
|------|--------------------|---|-----------|
| 2/4  | WESTERN CAROLINA   | W | 5-3       |
| 2/4  | WESTERN CAROLINA   | W | 14-9      |
| 2/5  | WESTERN CAROLINA   | W | 18-1      |
| 2/8  | TAMPA              | W | 8-6       |
| 2/10 | WAKE FOREST        | W | 7-4       |
| 2/11 | WAKE FOREST        | W | 14-7      |
| 2/12 | WAKE FOREST        | W | 9-4       |
| 2/13 | Stetson            | W | 10-8 (10) |
| 2/14 | GEORGIA SOUTHERN   | W | 5-4       |
| 2/18 | FLORIDA STATE      | W | 5-1       |
| 2/19 | FLORIDA STATE      | W | 6-5       |
| 2/22 | South Florida      | L | 3-16      |
| 2/24 | San Diego State    | W | 9-7       |
| 2/25 | San Diego State    | W | 10-1      |
| 2/26 | San Diego State    | L | 4-5       |
| 3/3  | KENTUCKY*          | W | 10-9      |
| 3/4  | KENTUCKY*          | W | 12-6      |
| 3/4  | KENTUCKY*          | L | 4-7 (8)   |
| 3/8  | VIRGINIA           | W | 13-6      |
| 3/9  | VIRGINIA           | W | 18-0      |
| 3/11 | Louisiana State*   | L | 0-10      |
| 3/11 | Louisiana State*   | L | 7-8       |
| 3/12 | Louisiana State*   | L | 1-2       |
| 3/15 | JACKSONVILLE       | L | 2-6       |
| 3/18 | ALABAMA*           | W | 5-2       |
| 3/18 | ALABAMA*           | L | 5-7       |
| 3/19 | ALABAMA*           | W | 27-3      |
| 3/21 | Miami (Fla.)       | W | 13-10     |
| 3/22 | Miami (Fla.)       | L | 0-4       |
| 3/25 | Tennessee*         | W | 9-3       |
| 3/25 | Tennessee*         | W | 7-1       |
| 3/26 | Tennessee*         | W | 6-2       |
| 3/28 | NICHOLLS STATE     | W | 8-3       |
| 3/29 | Central Florida    | W | 3-1       |
| 3/30 | BETHUNE-COOKMAN    | W | 6-3       |
| 4/1  | MIAMI (Fla.)       | W | 7-1       |
| 4/2  | MIAMI (Fla.)       | W | 3-2       |
| 4/5  | CENTRAL FLORIDA    | W | 2-1       |
| 4/11 | Florida State      | W | 5-0       |
| 4/12 | Florida State      | L | 5-7       |
| 4/15 | OLE MISS*          | W | 9-8       |
| 4/15 | OLE MISS*          | L | 11-12     |
| 4/16 | OLE MISS*          | W | 8-7       |
| 4/18 | Jacksonville       | L | 5-6       |
| 4/19 | South Florida      | W | 7-3       |
| 4/22 | Mississippi State* | L | 3-4       |
| 4/22 | Mississippi State* | L | 4-5       |
| 4/23 | Mississippi State* | L | 3-14      |
| 4/24 | VALDOSTA STATE     | L | 3-8       |
| 4/26 | CENTRAL FLORIDA    | L | 4-7       |
| 4/29 | GEORGIA*           | L | 2-16      |
| 4/29 | GEORGIA*           | W | 5-3       |
| 4/30 | GEORGIA*           | W | 6-5       |
| 5/3  | FLORIDA TECH       | W | 4-3       |
| 5/3  | FLORIDA TECH       | W | 10-5      |
| 5/4  | STETSON            | W | 8-2       |
| 5/6  | Vanderbilt*        | W | 8-4       |



Shortstop Roger Holt earned second-team All-America honors in 1977 and earned All-SEC Eastern Division accolades three-consecutive years.

|     |             |   |      |
|-----|-------------|---|------|
| 5/6 | Vanderbilt* | W | 14-7 |
| 5/7 | Vanderbilt* | W | 9-3  |

**SEC Tournament (Gainesville, Fla.)**

|      |                 |   |          |
|------|-----------------|---|----------|
| 5/11 | ALABAMA         | W | 7-6      |
| 5/12 | LOUISIANA STATE | W | 8-6      |
| 5/13 | AUBURN          | L | 2-4 (10) |
| 5/13 | GEORGIA         | L | 1-16     |

**NCAA East Regional (Gainesville, Fla.)**

|      |                 |   |      |
|------|-----------------|---|------|
| 5/25 | EAST CAROLINA   | W | 11-6 |
| 5/26 | CENTRAL FLORIDA | L | 7-10 |
| 5/27 | MIAMI (Fla.)    | L | 1-9  |

**1990 (29-30) (11-12 SEC, 6TH)**

**Coach: Joe Arnold**

|      |                                     |   |           |
|------|-------------------------------------|---|-----------|
| 2/3  | WESTERN CAROLINA                    | L | 1-2       |
| 2/3  | WESTERN CAROLINA                    | W | 18-2      |
| 2/4  | WESTERN CAROLINA                    | W | 13-1      |
| 2/9  | GEORGIA SOUTHERN                    | L | 5-7       |
| 2/10 | GEORGIA SOUTHERN                    | W | 6-5 (10)  |
| 2/11 | GEORGIA SOUTHERN                    | W | 6-3       |
| 2/16 | South Florida                       | L | 2-3       |
| 2/17 | South Florida (St. Petersburg)      | W | 2-1       |
| 2/18 | SOUTH FLORIDA                       | W | 6-2       |
| 2/23 | Miami (Fla.)                        | W | 5-4       |
| 2/24 | Miami (Fla.)                        | L | 10-12     |
| 2/25 | Florida International               | L | 1-3       |
| 2/27 | STETSON                             | W | 11-0      |
| 3/3  | MIAMI (Fla.)                        | L | 3-6       |
| 3/4  | MIAMI (Fla.)                        | L | 3-8       |
| 3/8  | FLORIDA STATE                       | L | 1-5       |
| 3/9  | FLORIDA STATE                       | L | 2-3       |
| 3/10 | Florida State                       | L | 3-5       |
| 3/11 | Florida State                       | L | 6-7       |
| 3/13 | JACKSONVILLE                        | W | 5-0       |
| 3/21 | MARYLAND-BALTIMORE                  | W | 2-0       |
| 3/22 | MASSACHUSETTS                       | W | 3-1       |
| 3/22 | MASSACHUSETTS                       | W | 3-0       |
| 3/24 | VANDERBILT*                         | W | 7-5       |
| 3/24 | VANDERBILT*                         | L | 8-10      |
| 3/25 | VANDERBILT*                         | W | 13-9      |
| 3/27 | CENTRAL FLORIDA                     | L | 1-5       |
| 3/28 | BETHUNE-COOKMAN                     | W | 15-0      |
| 3/31 | Ole Miss*                           | L | 2-4       |
| 3/31 | Ole Miss*                           | W | 5-1       |
| 4/1  | Ole Miss*                           | L | 3-6       |
| 4/3  | VALDOSTA STATE                      | W | 17-8      |
| 4/4  | VALDOSTA STATE                      | W | 8-7       |
| 4/7  | LOUISIANA STATE*                    | L | 3-6       |
| 4/7  | LOUISIANA STATE*                    | W | 7-6       |
| 4/8  | LOUISIANA STATE*                    | L | 3-5       |
| 4/10 | Jacksonville                        | L | 2-3       |
| 4/11 | SE LOUISIANA                        | W | 5-1       |
| 4/14 | MISSISSIPPI STATE*                  | W | 10-9 (10) |
| 4/14 | MISSISSIPPI STATE*                  | L | 4-18      |
| 4/15 | MISSISSIPPI STATE*                  | L | 2-7       |
| 4/17 | New Orleans (Mobile, Ala.)          | L | 5-13      |
| 4/18 | Southern Mississippi (Mobile, Ala.) | L | 1-3       |
| 4/21 | Georgia*                            | L | 4-6       |
| 4/21 | Georgia*                            | L | 3-4 (9)   |
| 4/22 | Georgia*                            | W | 4-1       |
| 4/25 | Central Florida                     | L | 0-2       |
| 4/28 | TENNESSEE*                          | L | 6-8       |
| 4/28 | TENNESSEE*                          | W | 4-1       |
| 4/29 | TENNESSEE*                          | W | 8-7 (10)  |
| 5/5  | AUBURN*                             | W | 8-7       |
| 5/5  | AUBURN*                             | L | 3-7       |
| 5/6  | AUBURN*                             | W | 6-5       |
| 5/9  | Stetson                             | W | 7-3       |
| 5/12 | Kentucky*                           | L | 6-8       |
| 5/13 | Kentucky*                           | W | 15-9      |

**SEC Tournament (Hoover, Ala.)**

|      |                   |   |     |
|------|-------------------|---|-----|
| 5/17 | Louisiana State   | L | 4-6 |
| 5/18 | Georgia           | W | 6-5 |
| 5/19 | Mississippi State | L | 2-8 |

**1991 (51-21) (16-8 SEC, 2ND)**

**College World Series**  
**NCAA East Regional Champions**  
**SEC Tournament Champions**  
**Coach: Joe Arnold**

|      |                               |   |           |
|------|-------------------------------|---|-----------|
| 2/2  | TAMPA                         | W | 7-4       |
| 2/3  | TAMPA                         | W | 10-0      |
| 2/8  | UCLA (Orlando)                | W | 5-4 (10)  |
| 2/9  | Georgia Southern (Orlando)    | W | 5-1       |
| 2/9  | Central Florida (Orlando)     | W | 7-5       |
| 2/10 | UCLA (Orlando)                | L | 6-10 (10) |
| 2/15 | LONG BEACH STATE              | W | 10-9 (12) |
| 2/16 | LONG BEACH STATE              | L | 1-12      |
| 2/17 | LONG BEACH STATE              | W | 16-6      |
| 2/19 | FLORIDA TECH                  | W | 5-3       |
| 2/23 | MIAMI (Fla.)                  | L | 3-5       |
| 2/24 | MIAMI (Fla.)                  | L | 7-8       |
| 2/26 | Miami (Fla.)                  | L | 2-4       |
| 2/27 | Miami (Fla.)                  | L | 7-8 (10)  |
| 3/1  | Tulane (New Orleans)          | W | 4-2       |
| 3/2  | Louisiana State (New Orleans) | L | 5-6       |
| 3/3  | New Orleans                   | W | 7-2       |
| 3/5  | STETSON                       | W | 6-3       |
| 3/9  | Florida State                 | L | 3-8       |
| 3/10 | Florida State                 | L | 3-5       |
| 3/13 | South Florida                 | L | 6-10      |
| 3/16 | ALABAMA*                      | L | 2-7       |
| 3/17 | ALABAMA*                      | W | 4-0       |
| 3/20 | MASSACHUSETTS                 | W | 7-2       |
| 3/21 | MASSACHUSETTS                 | W | 5-1       |
| 3/23 | Vanderbilt*                   | W | 15-8      |
| 3/23 | Vanderbilt*                   | W | 8-2       |
| 3/24 | Vanderbilt*                   | L | 4-5       |
| 3/26 | GEORGIA SOUTHERN              | W | 11-3      |
| 3/27 | GEORGIA SOUTHERN              | W | 16-1      |
| 3/28 | WAGNER                        | W | 5-3       |
| 3/30 | OLE MISS*                     | W | 12-5      |
| 3/30 | OLE MISS*                     | W | 5-4       |
| 3/31 | OLE MISS*                     | W | 7-2       |
| 4/2  | LONG ISLAND                   | W | 8-4       |
| 4/3  | BETHUNE-COOKMAN               | W | 6-2       |
| 4/6  | Louisiana State*              | L | 5-6 (10)  |
| 4/6  | Louisiana State*              | L | 3-5       |
| 4/7  | Louisiana State*              | L | 6-12      |
| 4/8  | SOUTH ALABAMA                 | W | 6-4       |
| 4/13 | Mississippi State*            | W | 5-1       |
| 4/14 | Mississippi State*            | W | 3-1       |
| 4/16 | FLORIDA STATE                 | L | 2-4       |
| 4/17 | FLORIDA STATE                 | W | 4-3       |
| 4/20 | GEORGIA*                      | W | 11-3      |
| 4/20 | GEORGIA*                      | W | 4-0       |
| 4/21 | GEORGIA*                      | W | 8-1       |
| 4/24 | FLORIDA ATLANTIC              | W | 6-2       |
| 4/25 | FLORIDA ATLANTIC              | W | 7-0       |
| 4/27 | Tennessee*                    | W | 13-3      |
| 4/27 | Tennessee*                    | L | 2-3       |
| 4/28 | Tennessee*                    | W | 2-1       |
| 5/1  | SOUTH FLORIDA                 | W | 5-4       |
| 5/4  | Auburn*                       | W | 3-1       |
| 5/5  | Auburn*                       | L | 1-2       |
| 5/7  | FLORIDA SOUTHERN              | W | 11-3      |
| 5/8  | Stetson                       | W | 13-7      |
| 5/11 | KENTUCKY*                     | L | 1-6       |
| 5/11 | KENTUCKY*                     | W | 5-0       |
| 5/12 | KENTUCKY*                     | W | 14-2      |

**SEC Tournament (Baton Rouge, La.)**

|      |                 |   |     |
|------|-----------------|---|-----|
| 5/16 | Auburn          | W | 8-7 |
| 5/17 | Alabama         | W | 4-3 |
| 5/18 | Louisiana State | W | 7-1 |
| 5/19 | Louisiana State | W | 8-4 |

**NCAA East Regional (Gainesville, Fla.)**

|      |              |   |          |
|------|--------------|---|----------|
| 5/23 | FURMAN       | W | 2-0      |
| 5/24 | JACKSONVILLE | W | 3-0      |
| 5/25 | N.C. STATE   | W | 9-4      |
| 5/26 | N.C. STATE   | W | 3-2 (10) |


**College World Series (Omaha, Neb.)**

|      |                 |   |      |
|------|-----------------|---|------|
| 5/31 | Louisiana State | L | 1-8  |
| 6/2  | Florida State   | W | 5-0  |
| 6/4  | Fresno State    | W | 2-1  |
| 6/5  | Louisiana State | L | 8-19 |

**1992 (44-20) (16-8 SEC, 1ST EAST)**


**NCAA East Regional**  
**Coach: Joe Arnold**

|     |       |   |      |
|-----|-------|---|------|
| 2/1 | TAMPA | W | 11-6 |
| 2/2 | TAMPA | W | 13-6 |
| 2/7 | BARRY | W | 12-3 |



Rodney Brewer hit .356 in 1987 en route to All-America honors from *The Sporting News* and ended his three seasons in Gainesville with a .349 average, 107 RBI and 51 doubles before being a fifth-round pick of the St. Louis Cardinals.

|      |                  |   |          |
|------|------------------|---|----------|
| 2/8  | McNEESE STATE    | W | 16-2     |
| 2/9  | McNEESE STATE    | W | 16-1     |
| 2/12 | FLORIDA TECH     | W | 6-5      |
| 2/14 | LONG BEACH STATE | W | 8-7 (10) |
| 2/15 | LONG BEACH STATE | W | 9-8      |
| 2/16 | LONG BEACH STATE | L | 6-9      |
| 2/19 | FLORIDA STATE    | L | 1-2      |
| 2/22 | MIAMI (Fla.)     | W | 7-3      |
| 2/23 | MIAMI (Fla.)     | W | 8-5      |
| 2/26 | Stetson          | W | 9-2      |
| 2/28 | MISSOURI         | W | 10-2     |
| 2/29 | MISSOURI         | W | 8-3      |
| 3/1  | MISSOURI         | W | 4-3 (11) |
| 3/4  | ROLLINS          | W | 9-0      |
| 3/6  | Miami (Fla.)     | L | 1-7      |
| 3/7  | Miami (Fla.)     | L | 5-6      |
| 3/10 | KANSAS STATE     | W | 10-2     |
| 3/11 | KANSAS STATE     | W | 6-4      |
| 3/12 | LONG ISLAND      | W | 17-7     |
| 3/13 | MASSACHUSETTS    | W | 12-1     |
| 3/14 | SOUTH FLORIDA    | L | 3-5      |
| 3/15 | South Florida    | W | 2-1      |
| 3/21 | AUBURN*          | W | 4-2      |
| 3/21 | AUBURN*          | W | 2-1      |
| 3/22 | AUBURN*          | W | 2-1      |
| 3/28 | Ole Miss*        | W | 5-4      |
| 3/28 | Ole Miss*        | W | 7-3      |
| 3/29 | Ole Miss*        | L | 9-10     |
| 4/1  | STETSON          | W | 7-3      |
| 4/4  | LOUISIANA STATE* | W | 5-4      |
| 4/4  | LOUISIANA STATE* | L | 0-2      |
| 4/5  | LOUISIANA STATE* | L | 3-5      |
| 4/7  | VALDOSTA STATE   | W | 4-3      |
| 4/8  | Florida State    | L | 0-4      |
| 4/9  | BETHUNE-COOKMAN  | W | 16-1     |
| 4/11 | Vanderbilt*      | W | 11-10    |
| 4/11 | Vanderbilt*      | L | 4-5 (8)  |
| 4/12 | Vanderbilt*      | L | 4-6      |
| 4/15 | Florida State    | W | 3-1      |
| 4/18 | Kentucky*        | L | 5-10     |
| 4/18 | Kentucky*        | W | 7-0      |



During Pat McMahon's six-year tenure, the Gators captured the first two NCAA Super Regional berths in school history and were the runner-up at the 2005 College World Series.

# YEAR-BY-YEAR RESULTS & SCORES


|      |                  |   |         |
|------|------------------|---|---------|
| 4/19 | Kentucky*        | W | 9-4     |
| 4/22 | FLORIDA SOUTHERN | L | 1-5     |
| 4/25 | GEORGIA*         | W | 3-0     |
| 4/25 | GEORGIA*         | W | 8-4     |
| 4/26 | GEORGIA*         | W | 5-3     |
| 5/2  | SOUTH CAROLINA*  | L | 2-4     |
| 5/2  | SOUTH CAROLINA*  | L | 3-4     |
| 5/3  | SOUTH CAROLINA*  | W | 10-7    |
| 5/5  | FLORIDA STATE    | L | 1-4     |
| 5/9  | Tennessee*       | W | 11-5    |
| 5/9  | Tennessee*       | W | 4-2 (8) |
| 5/10 | Tennessee*       | W | 8-3     |

**SEC Tournament (New Orleans, La.)**

|      |                 |   |          |
|------|-----------------|---|----------|
| 5/13 | Auburn          | W | 2-0      |
| 5/14 | Georgia         | W | 12-5     |
| 5/15 | Louisiana State | W | 3-1 (12) |
| 5/16 | South Carolina  | L | 4-11     |
| 5/17 | Louisiana State | L | 1-12     |

**NCAA East Regional (Gainesville, Fla.)**

|      |            |   |          |
|------|------------|---|----------|
| 5/21 | RIDER      | W | 6-1      |
| 5/22 | CALIFORNIA | L | 3-4 (10) |
| 5/23 | TEXAS A&M  | L | 5-6      |



Southpaw Doug Brennan was the winning pitcher in the Gators' most recent shared no-hitter, a 16-0 victory over Pace on March 19, 1993. He worked seven innings, with 10 strikeouts and one walk, before Chris Nelson threw two hitless frames to close out the game.

**1993 (33-25) (12-14 SEC, 3RD EAST)**

**Coach: Joe Arnold**

|      |                  |   |          |
|------|------------------|---|----------|
| 2/6  | TAMPA            | W | 8-6      |
| 2/7  | TAMPA            | W | 11-5     |
| 2/12 | Long Beach State | L | 1-3      |
| 2/12 | Long Beach State | W | 6-5      |
| 2/12 | Long Beach State | W | 9-2      |
| 2/20 | MICHIGAN         | W | 10-9     |
| 2/20 | MICHIGAN         | W | 17-6     |
| 2/21 | MICHIGAN         | W | 6-4      |
| 2/22 | MICHIGAN         | L | 5-11     |
| 2/23 | South Florida    | L | 2-9      |
| 2/24 | ROLLINS          | L | 2-4      |
| 2/27 | MIAMI (Fla.)     | W | 3-2      |
| 2/28 | MIAMI (Fla.)     | W | 9-7      |
| 3/4  | Florida State    | L | 0-2      |
| 3/5  | Florida State    | L | 3-9      |
| 3/6  | FLORIDA STATE    | L | 2-4      |
| 3/7  | FLORIDA STATE    | L | 4-8      |
| 3/10 | WAGNER           | W | 10-9     |
| 3/12 | Miami (Fla.)     | L | 1-7      |
| 3/13 | Miami (Fla.)     | W | 4-3 (10) |
| 3/16 | WEST VIRGINIA    | W | 10-5     |
| 3/18 | PACE             | W | 5-0      |
| 3/19 | PACE             | W | 16-0     |
| 3/21 | SOUTH FLORIDA    | W | 5-1      |
| 3/23 | VALDOSTA STATE   | W | 14-4     |
| 3/24 | VALDOSTA STATE   | L | 5-6      |
| 3/27 | Auburn*          | W | 9-4      |
| 3/27 | Auburn*          | L | 2-6      |
| 3/28 | Auburn*          | L | 6-9      |
| 4/3  | OLE MISS*        | W | 16-3     |
| 4/3  | OLE MISS*        | W | 4-0      |
| 4/4  | OLE MISS*        | W | 15-0     |
| 4/6  | GEORGIA SOUTHERN | W | 5-4      |
| 4/7  | GEORGIA SOUTHERN | W | 10-3     |
| 4/10 | Louisiana State* | W | 2-1      |
| 4/10 | Louisiana State* | L | 3-11     |
| 4/11 | Louisiana State* | L | 2-16     |
| 4/14 | STETSON          | L | 0-2      |
| 4/17 | VANDERBILT*      | W | 12-1     |
| 4/17 | VANDERBILT*      | W | 6-0      |
| 4/18 | VANDERBILT*      | L | 12-15    |
| 4/21 | Stetson (N)      | W | 9-6      |
| 4/24 | KENTUCKY*        | L | 3-5      |
| 4/24 | KENTUCKY*        | L | 6-7      |

|      |                  |   |      |
|------|------------------|---|------|
| 4/25 | KENTUCKY*        | L | 4-7  |
| 5/1  | Georgia*         | W | 5-0  |
| 5/1  | Georgia*         | W | 4-3  |
| 5/2  | Georgia*         | W | 12-3 |
| 5/5  | FLORIDA ATLANTIC | W | 11-1 |
| 5/8  | South Carolina*  | W | 5-0  |
| 5/8  | South Carolina*  | L | 7-11 |
| 5/9  | South Carolina*  | L | 1-7  |
| 5/11 | FLORIDA TECH     | W | 11-1 |
| 5/15 | TENNESSEE*       | L | 1-11 |
| 5/15 | TENNESSEE*       | W | 10-3 |
| 5/16 | TENNESSEE*       | L | 3-12 |

**SEC Eastern Division Tournament (Columbia, S.C.)**

|      |           |   |     |
|------|-----------|---|-----|
| 5/20 | Kentucky* | L | 1-7 |
| 5/21 | Georgia*  | L | 0-5 |

**1994 (40-23) (16-9 SEC, 2ND EAST)**

**NCAA Atlantic I Regional**

**Coach: Joe Arnold**

|      |                       |   |           |
|------|-----------------------|---|-----------|
| 2/5  | EAST CAROLINA         | W | 4-2       |
| 2/5  | EAST CAROLINA         | W | 5-4       |
| 2/6  | EAST CAROLINA         | W | 7-3       |
| 2/11 | MERCER                | W | 6-5       |
| 2/12 | MERCER                | W | 11-5      |
| 2/13 | MERCER                | W | 11-3      |
| 2/16 | STETSON               | W | 5-2       |
| 2/19 | MIAMI (Fla.)          | L | 3-4       |
| 2/20 | MIAMI (Fla.)          | W | 5-0       |
| 2/22 | Stetson               | W | 9-5       |
| 2/25 | OHIO STATE            | L | 2-3       |
| 2/26 | CAL STATE NORTH RIDGE | W | 14-2      |
| 2/27 | OKLAHOMA STATE        | L | 7-9       |
| 3/3  | FLORIDA STATE         | W | 4-0       |
| 3/4  | FLORIDA STATE         | L | 5-10      |
| 3/5  | Florida State         | L | 2-7       |
| 3/6  | Florida State         | W | 12-5      |
| 3/11 | Miami (Fla.)          | L | 3-4       |
| 3/12 | Miami (Fla.)          | L | 2-4 (10)  |
| 3/13 | Central Florida       | L | 2-7       |
| 3/15 | COASTAL CAROLINA      | W | 12-8      |
| 3/16 | JACKSONVILLE          | W | 4-1       |
| 3/19 | South Florida         | L | 1-2       |
| 3/20 | SOUTH FLORIDA         | L | 0-7       |
| 3/22 | GEORGIA STATE         | W | 7-3       |
| 3/23 | GEORGIA STATE         | W | 14-7      |
| 3/25 | Mississippi State*    | W | 5-3       |
| 3/26 | Mississippi State*    | W | 6-5       |
| 3/30 | CENTRAL FLORIDA       | L | 4-5       |
| 4/1  | ALABAMA*              | W | 2-1       |
| 4/2  | ALABAMA*              | W | 12-5      |
| 4/3  | ALABAMA*              | W | 8-6       |
| 4/6  | BETHUNE-COOKMAN       | W | 17-11     |
| 4/8  | ARKANSAS*             | W | 5-2       |
| 4/9  | ARKANSAS*             | W | 8-7       |
| 4/10 | ARKANSAS*             | W | 3-2 (11)  |
| 4/16 | Vanderbilt*           | W | 10-9 (10) |
| 4/16 | Vanderbilt*           | W | 6-5       |
| 4/17 | Vanderbilt*           | L | 2-14      |
| 4/19 | FLORIDA ATLANTIC      | L | 2-4       |
| 4/22 | Kentucky*             | W | 15-6      |
| 4/23 | Kentucky*             | W | 5-11      |
| 4/24 | Kentucky*             | L | 1-6       |
| 4/27 | CENTRAL FLORIDA       | W | 9-2       |
| 4/29 | GEORGIA*              | W | 8-3       |
| 4/30 | GEORGIA*              | W | 3-2 (10)  |
| 5/1  | GEORGIA*              | W | 9-1       |
| 5/4  | FLORIDA ATLANTIC      | W | 4-3       |
| 5/5  | FLORIDA ATLANTIC      | W | 9-8       |
| 5/6  | SOUTH CAROLINA*       | W | 5-3       |
| 5/7  | SOUTH CAROLINA*       | W | 6-5 (10)  |
| 5/8  | SOUTH CAROLINA*       | L | 3-6 (15)  |
| 5/10 | Jacksonville          | W | 4-3       |
| 5/13 | Tennessee*            | L | 9-12      |
| 5/14 | Tennessee*            | L | 4-10      |
| 5/15 | Tennessee*            | L | 1-6       |

**SEC Eastern Division Tournament (Lexington, Ky.)**

|      |             |   |          |
|------|-------------|---|----------|
| 5/19 | Georgia*    | L | 3-4 (10) |
| 5/20 | Vanderbilt* | L | 7-15     |

**NCAA Atlantic I Regional (Coral Gables, Fla.)**

|      |               |   |      |
|------|---------------|---|------|
| 5/27 | West Virginia | W | 8-7  |
| 5/28 | Minnesota     | L | 2-12 |
| 5/29 | West Virginia | W | 12-8 |
| 5/29 | Minnesota     | W | 4-1  |
| 5/30 | Miami (Fla.)  | L | 6-10 |

**1995 (32-24) (12-14 SEC, T-2ND EAST)**

**Coach: Andy Lopez**

|      |              |   |          |
|------|--------------|---|----------|
| 2/4  | MIAMI (Fla.) | W | 5-3      |
| 2/5  | MIAMI (Fla.) | L | 2-10     |
| 2/10 | MERCER       | W | 11-1     |
| 2/11 | MERCER       | W | 16-1     |
| 2/12 | MERCER       | W | 7-4      |
| 2/17 | Miami (Fla.) | L | 4-5 (16) |
| 2/18 | Miami (Fla.) | W | 4-2      |
| 2/24 | JACKSONVILLE | W | 17-1     |
| 2/25 | Jacksonville | L | 3-10     |

|      |                    |   |           |
|------|--------------------|---|-----------|
| 2/26 | JACKSONVILLE       | L | 3-7       |
| 3/1  | South Florida      | W | 9-1       |
| 3/3  | BETHUNE-COOKMAN    | W | 4-3       |
| 3/4  | ST. JOSEPH'S       | W | 14-6      |
| 3/5  | ST. BONAVENTURE    | W | 14-0      |
| 3/7  | DUQUESNE           | W | 13-0      |
| 3/9  | Florida State      | L | 3-6       |
| 3/10 | Florida State      | L | 1-2       |
| 3/11 | FLORIDA STATE      | L | 0-7       |
| 3/12 | FLORIDA STATE      | W | 9-3       |
| 3/14 | MAINE              | W | 14-1      |
| 3/15 | MAINE              | W | 14-3      |
| 3/16 | MAINE              | W | 12-7      |
| 3/17 | SOUTHERN ILLINOIS  | W | 13-5      |
| 3/18 | SOUTHERN ILLINOIS  | W | 5-1       |
| 3/24 | MISSISSIPPI STATE* | W | 2-0       |
| 3/25 | MISSISSIPPI STATE* | W | 2-1       |
| 3/26 | MISSISSIPPI STATE* | W | 10-2      |
| 3/28 | Jacksonville       | L | 7-8       |
| 3/29 | FLORIDA ATLANTIC   | L | 3-11      |
| 3/31 | Alabama*           | L | 4-5       |
| 4/1  | Alabama*           | L | 4-16      |
| 4/2  | Alabama*           | L | 4-5 (10)  |
| 4/3  | Stetson            | W | 7-6 (11)  |
| 4/7  | Arkansas*          | L | 4-5       |
| 4/8  | Arkansas*          | L | 5-13      |
| 4/9  | Arkansas*          | W | 5-2       |
| 4/12 | STETSON            | W | 17-7      |
| 4/14 | VANDERBILT*        | W | 3-0       |
| 4/15 | VANDERBILT*        | W | 9-8       |
| 4/16 | VANDERBILT*        | W | 10-1      |
| 4/19 | Florida Atlantic   | W | 8-7       |
| 4/21 | KENTUCKY*          | W | 5-1       |
| 4/22 | KENTUCKY*          | W | 7-3       |
| 4/23 | KENTUCKY*          | W | 8-4       |
| 4/28 | Georgia*           | L | 5-7       |
| 4/29 | Georgia*           | W | 10-8 (11) |
| 4/30 | Georgia*           | L | 2-7       |
| 5/5  | South Carolina*    | L | 5-7       |
| 5/6  | South Carolina*    | L | 5-7       |
| 5/7  | South Carolina*    | L | 7-8       |
| 5/9  | SOUTH FLORIDA      | L | 4-7       |
| 5/12 | TENNESSEE*         | W | 13-8      |
| 5/13 | TENNESSEE*         | L | 4-6       |
| 5/14 | TENNESSEE*         | L | 2-9       |

**SEC Eastern Division Tournament (Knoxville, Tenn.)**

|      |             |   |     |
|------|-------------|---|-----|
| 5/18 | Georgia*    | L | 4-6 |
| 5/19 | Vanderbilt* | L | 2-4 |

**1996 (50-18) (20-10 SEC, 1ST EAST)**

**College World Series**

**NCAA East Regional Champions**

**SEC Champions**

**SEC Eastern Division Champions**

**Coach: Andy Lopez**

|      |                     |   |          |
|------|---------------------|---|----------|
| 2/2  | Miami (Fla.)        | W | 7-4      |
| 2/3  | Miami (Fla.)        | L | 1-5      |
| 2/9  | GEORGIA STATE       | W | 31-0     |
| 2/10 | GEORGIA STATE       | W | 13-5     |
| 2/11 | GEORGIA STATE       | W | 19-4     |
| 2/13 | STETSON             | W | 12-9     |
| 2/17 | THE CITADEL         | L | 9-11     |
| 2/17 | SOUTHERN CALIFORNIA | L | 1-3      |
| 2/18 | OKLAHOMA STATE      | W | 5-4 (10) |
| 2/23 | TROY STATE          | W | 10-0     |
| 2/24 | MIAMI (Fla.)        | W | 8-7      |
| 2/25 | MIAMI (Fla.)        | W | 5-1      |
| 2/29 | FLORIDA STATE       | L | 2-11     |
| 3/2  | Florida State       | W | 6-4      |
| 3/3  | Florida State       | W | 11-10    |
| 3/5  | WEST VIRGINIA       | W | 7-2      |
| 3/6  | PURDUE              | W | 5-2      |
| 3/9  | MISSISSIPPI STATE*  | W | 10-0     |
| 3/9  | MISSISSIPPI STATE*  | L | 4-7      |
| 3/10 | MISSISSIPPI STATE*  | W | 10-6     |
| 3/12 | RADFORD             | W | 10-1     |
| 3/13 | RADFORD             | W | 8-4      |
| 3/16 | Alabama*            | W | 9-8      |
| 3/16 | Alabama*            | L | 2-3      |
| 3/17 | Alabama*            | L | 4-8      |
| 3/20 | AKRON               | W | 11-2     |
| 3/22 | LOUISIANA STATE*    | W | 7-6 (16) |
| 3/23 | LOUISIANA STATE*    | W | 9-5      |
| 3/24 | LOUISIANA STATE*    | W | 2-1      |
| 3/27 | Jacksonville        | W | 5-2      |
| 3/29 | OLE MISS*           | W | 2-1      |
| 3/31 | OLE MISS*           | W | 7-0      |
| 3/31 | OLE MISS*           | W | 4-1      |
| 4/3  | FLORIDA ATLANTIC    | W | 11-10    |
| 4/5  | Auburn*             | W | 12-7     |
| 4/6  | Auburn*             | L | 7-10     |
| 4/7  | Auburn*             | W | 6-5      |
| 4/10 | BETHUNE-COOKMAN     | W | 12-9     |
| 4/12 | VANDERBILT*         | L | 6-8      |
| 4/13 | VANDERBILT*         | W | 9-3      |
| 4/14 | VANDERBILT*         | L | 11-14    |
| 4/19 | Kentucky*           | L | 4-7      |

|      |                 |   |            |
|------|-----------------|---|------------|
| 4/20 | Kentucky*       | W | 10-5       |
| 4/21 | Kentucky*       | W | 10-3       |
| 4/24 | CENTRAL FLORIDA | W | 8-3        |
| 4/26 | GEORGIA*        | L | 10-12 (10) |
| 4/27 | GEORGIA*        | W | 9-8 (12)   |
| 4/28 | GEORGIA*        | W | 8-4        |
| 5/3  | South Carolina* | W | 7-4        |
| 5/4  | South Carolina* | W | 12-2       |
| 5/5  | South Carolina* | W | 13-6       |
| 5/7  | JACKSONVILLE    | W | 8-7        |
| 5/10 | Tennessee*      | L | 4-5        |
| 5/11 | Tennessee*      | W | 9-3        |
| 5/12 | Tennessee*      | L | 3-4        |

**SEC Tournament (Hoover, Ala.)**

|      |                   |   |      |
|------|-------------------|---|------|
| 5/16 | Mississippi State | W | 6-5  |
| 5/17 | Louisiana State   | W | 6-2  |
| 5/18 | Alabama           | W | 7-3  |
| 5/19 | Alabama           | L | 5-10 |
| 5/19 | Alabama           | L | 5-15 |

**NCAA East Regional (Gainesville, Fla.)**

|      |               |   |          |
|------|---------------|---|----------|
| 5/23 | Bucknell      | W | 7-0      |
| 5/24 | N.C. State    | W | 12-9     |
| 5/25 | South Florida | W | 6-4 (13) |
| 5/26 | Massachusetts | W | 12-2     |

**College World Series (Omaha, Neb.)**

|     |                 |   |     |
|-----|-----------------|---|-----|
| 6/1 | Florida State   | W | 5-2 |
| 6/3 | Louisiana State | L | 4-9 |
| 6/4 | Florida State   | W | 6-3 |
| 6/6 | Louisiana State | L | 1-2 |

**1997 (40-24) (17-13, T-1ST EAST)**

**NCAA Atlantic Regional**

**SEC Eastern Division Champions**

**Coach: Andy Lopez**

|      |               |   |          |
|------|---------------|---|----------|
| 1/31 | WINTHROP      | W | 9-8      |
| 2/1  | WINTHROP      | W | 15-2     |
| 2/2  | WINTHROP      | W | 5-3      |
| 2/7  | SANTA CLARA   | L | 4-7      |
| 2/8  | SANTA CLARA   | W | 10-2     |
| 2/9  | SANTA CLARA   | W | 11-1     |
| 2/12 | UL-LAFAYETTE  | W | 6-5      |
| 2/15 | MIAMI (Fla.)  | W | 2-1      |
| 2/16 | MIAMI (Fla.)  | W | 12-5     |
| 2/18 | JACKSONVILLE  | L | 1-4      |
| 2/21 | Miami (Fla.)  | L | 7-8      |
| 2/22 | Miami (Fla.)  | L | 1-4      |
| 2/27 | Florida State | W | 3-2 (11) |
| 2/28 | Florida State | L | 8-10     |

# YEAR-BY-YEAR RESULTS & SCORES

|                      |   |       |
|----------------------|---|-------|
| 3/29 Ole Miss*       | W | 7-3   |
| 3/30 Ole Miss*       | L | 3-4   |
| 4/2 STETSON          | W | 7-5   |
| 4/4 AUBURN*          | W | 5-3   |
| 4/5 AUBURN*          | L | 4-9   |
| 4/6 AUBURN*          | L | 7-15  |
| 4/8 FLORIDA ATLANTIC | W | 9-8   |
| 4/9 BETHUNE-COOKMAN  | W | 15-4  |
| 4/11 Vanderbilt*     | L | 7-12  |
| 4/12 Vanderbilt*     | L | 9-14  |
| 4/13 Vanderbilt*     | L | 6-12  |
| 4/16 Stetson         | W | 14-5  |
| 4/18 KENTUCKY*       | W | 8-3   |
| 4/19 KENTUCKY*       | W | 8-4   |
| 4/20 KENTUCKY*       | W | 18-6  |
| 4/23 CENTRAL FLORIDA | L | 11-19 |
| 4/25 SOUTH CAROLINA* | W | 8-5   |
| 4/26 SOUTH CAROLINA* | W | 5-1   |
| 4/27 SOUTH CAROLINA* | W | 2-1   |
| 5/2 Georgia*         | W | 8-4   |
| 5/3 Georgia*         | L | 4-7   |
| 5/4 Georgia*         | W | 3-7   |
| 5/7 SOUTH FLORIDA    | W | 17-7  |
| 5/9 TENNESSEE*       | W | 8-5   |
| 5/10 TENNESSEE*      | L | 2-9   |
| 5/11 TENNESSEE*      | W | 9-4   |

**SEC Tournament (Columbus, Ga.)**

|                |   |          |
|----------------|---|----------|
| 5/15 Tennessee | W | 7-6 (10) |
| 5/16 Alabama   | L | 6-13     |
| 5/17 Auburn    | W | 17-5     |
| 5/17 Alabama   | L | 3-6      |

**NCAA Atlantic Regional (Coral Gables, Fla.)**

|                    |   |          |
|--------------------|---|----------|
| 5/22 St. John's    | W | 4-3      |
| 5/23 Arizona State | L | 2-3      |
| 5/24 Richmond      | W | 16-2     |
| 5/24 Miami (Fla.)  | L | 5-6 (11) |

**1998 (46-18) (21-8 SEC, 1ST EAST)**

**College World Series**


**NCAA South I Regional Champions**

**SEC Champions**

**SEC Eastern Division Champions**

**Coach: Andy Lopez**

|                           |   |           |
|---------------------------|---|-----------|
| 1/30 MERCER               | W | 19-4      |
| 1/31 MERCER               | W | 7-6       |
| 2/1 MERCER                | L | 3-12      |
| 2/7 Miami (Fla.)          | L | 8-11      |
| 2/8 Miami (Fla.)          | L | 11-17     |
| 2/10 ARKANSAS-LITTLE ROCK | W | 11-6      |
| 2/11 ARKANSAS-LITTLE ROCK | W | 8-2       |
| 2/14 MIAMI (Fla.)         | W | 19-5      |
| 2/15 MIAMI (Fla.)         | W | 14-10     |
| 2/21 FLORIDA STATE        | W | 3-1       |
| 2/24 WESTERN KENTUCKY     | W | 8-2       |
| 2/25 WESTERN KENTUCKY     | W | 14-5      |
| 2/28 Florida State        | L | 7-9       |
| 3/1 Florida State         | W | 10-5 (10) |
| 3/4 ST. BONAVENTURE       | W | 5-3       |
| 3/6 Alabama*              | L | 1-8       |
| 3/7 Alabama*              | L | 7-12      |
| 3/10 ST. JOSEPH'S         | W | 13-1      |
| 3/11 WEST VIRGINIA        | W | 8-6       |
| 3/13 MISSISSIPPI STATE*   | W | 14-8      |
| 3/14 MISSISSIPPI STATE*   | W | 6-5       |
| 3/15 MISSISSIPPI STATE*   | W | 6-5       |
| 3/20 VANDERBILT*          | W | 12-1      |
| 3/21 VANDERBILT*          | W | 8-1       |
| 3/22 VANDERBILT*          | W | 6-1       |
| 3/24 CHARLESTON SOUTHERN  | W | 17-2      |
| 3/25 CHARLESTON SOUTHERN  | W | 21-6      |
| 3/27 Tennessee*           | W | 14-6      |
| 3/28 Tennessee*           | L | 4-7       |
| 3/29 Tennessee*           | W | 17-5      |
| 3/31 JACKSONVILLE         | L | 8-13      |
| 4/3 Kentucky*             | W | 20-10     |
| 4/4 Kentucky*             | W | 32-10     |
| 4/5 Kentucky*             | W | 12-2      |
| 4/8 BETHUNE-COOKMAN       | W | 8-5       |
| 4/10 OLE MISS*            | W | 19-6      |
| 4/11 OLE MISS*            | W | 13-9      |
| 4/12 OLE MISS*            | L | 6-10      |
| 4/13 UL-LAFAYETTE         | W | 6-4 (10)  |
| 4/15 STETSON              | W | 8-1       |
| 4/17 South Carolina*      | W | 7-1       |
| 4/18 South Carolina*      | L | 2-17      |
| 4/19 South Carolina*      | L | 3-9       |
| 4/22 Jacksonville         | W | 7-4       |
| 4/24 LOUISIANA STATE*     | L | 5-13      |
| 4/25 LOUISIANA STATE*     | W | 4-3       |
| 4/26 LOUISIANA STATE*     | W | 3-1       |
| 5/1 Arkansas*             | W | 7-6       |
| 5/2 Arkansas*             | W | 13-9      |
| 5/3 Arkansas*             | L | 3-4       |
| 5/5 FLORIDA INTERNATIONAL | W | 11-3      |
| 5/8 GEORGIA*              | W | 16-8      |
| 5/9 GEORGIA*              | W | 11-6      |
| 5/10 GEORGIA*             | W | 7-3       |



A second-team All-SEC honoree, first baseman Kurt Keene established what was then a single-season standard with 103 hits and batted .365 with a team-leading 20 doubles in 2000.

**SEC Tournament (Hoover, Ala.)**

|               |   |     |
|---------------|---|-----|
| 5/13 Kentucky | W | 6-4 |
| 5/14 Auburn   | L | 4-6 |
| 5/15 Alabama  | L | 2-3 |

**NCAA South I Regional (Gainesville, Fla.)**

|                  |   |          |
|------------------|---|----------|
| 5/21 MONMOUTH    | W | 12-8     |
| 5/22 BAYLOR      | L | 5-10     |
| 5/23 RICHMOND    | W | 15-3     |
| 5/23 WAKE FOREST | W | 12-9     |
| 5/24 ILLINOIS    | W | 7-6 (11) |

**College World Series (Omaha, Neb.)**

|                         |   |            |
|-------------------------|---|------------|
| 5/30 Mississippi State  | L | 13-14      |
| 6/1 Southern California | L | 10-12 (11) |

**1999 (31-25) (13-17 SEC, T-2ND EAST)**

**Coach: Andy Lopez**

|                        |   |          |
|------------------------|---|----------|
| 2/6 MIAMI (Fla.)       | W | 7-4      |
| 2/7 MIAMI (Fla.)       | W | 14-12    |
| 2/12 Miami (Fla.)      | L | 4-7      |
| 2/13 Miami (Fla.)      | L | 3-10     |
| 2/20 Florida State     | W | 6-5      |
| 2/21 Florida State     | L | 3-12     |
| 2/24 FLORIDA A&M       | W | 8-5      |
| 2/27 FLORIDA STATE     | W | 4-2      |
| 2/28 FLORIDA STATE     | L | 4-8      |
| 3/2 UNC GREENSBORO     | W | 10-4     |
| 3/3 UNC GREENSBORO     | W | 16-7     |
| 3/5 CENTRAL MICHIGAN   | W | 4-2      |
| 3/6 CENTRAL MICHIGAN   | W | 4-3      |
| 3/7 CENTRAL MICHIGAN   | W | 7-2      |
| 3/9 WINTHROP           | L | 3-4      |
| 3/10 WINTHROP          | W | 8-7      |
| 3/12 Louisiana State*  | L | 3-8      |
| 3/14 Louisiana State*  | W | 6-4      |
| 3/14 Louisiana State*  | L | 5-7      |
| 3/16 FORDHAM           | W | 5-4      |
| 3/17 ARMY              | W | 10-6     |
| 3/19 TENNESSEE*        | W | 14-2     |
| 3/20 TENNESSEE*        | W | 9-8 (13) |
| 3/21 TENNESSEE*        | W | 18-2     |
| 3/23 TROY STATE        | W | 12-6     |
| 3/24 TROY STATE        | W | 10-1     |
| 3/26 Georgia*          | W | 6-5      |
| 3/27 Georgia*          | W | 8-7 (10) |
| 3/28 Georgia*          | L | 3-12     |
| 3/30 JACKSONVILLE      | L | 5-6 (11) |
| 4/2 ARKANSAS*          | L | 1-8      |
| 4/3 ARKANSAS*          | L | 5-6      |
| 4/4 ARKANSAS*          | L | 5-10     |
| 4/7 BETHUNE-COOKMAN    | W | 20-4     |
| 4/9 Ole Miss*          | L | 0-8      |
| 4/10 Ole Miss*         | L | 5-6 (11) |
| 4/11 Ole Miss*         | L | 4-14     |
| 4/14 Stetson           | W | 9-5      |
| 4/16 KENTUCKY*         | L | 0-5      |
| 4/17 KENTUCKY*         | L | 2-9      |
| 4/18 KENTUCKY*         | W | 10-3     |
| 4/21 STETSON           | W | 7-1      |
| 4/23 SOUTH CAROLINA*   | L | 14-15    |
| 4/24 SOUTH CAROLINA*   | W | 8-4      |
| 4/25 SOUTH CAROLINA*   | W | 5-4      |
| 4/30 Vanderbilt*       | W | 5-4      |
| 5/1 Vanderbilt*        | W | 17-6     |
| 5/2 Vanderbilt*        | W | 10-7     |
| 5/5 SOUTH FLORIDA      | L | 7-11     |
| 5/7 Mississippi State* | L | 0-9      |
| 5/8 Mississippi State* | W | 6-4      |
| 5/9 Mississippi State* | L | 8-15     |
| 5/11 CENTRAL FLORIDA   | L | 7-8      |


|               |   |       |
|---------------|---|-------|
| 5/14 ALABAMA* | L | 10-12 |
| 5/15 ALABAMA* | L | 3-4   |
| 5/16 ALABAMA* | L | 8-11  |

**2000 (44-23-1) (18-11-1 SEC, 2ND EAST)**

**NCAA Waco (Texas) Regional**

**Coach: Andy Lopez**

|                        |   |            |
|------------------------|---|------------|
| 1/20 Hawaii            | W | 12-6       |
| 1/21 Hawaii            | W | 10-1       |
| 1/22 Hawaii            | W | 8-7        |
| 2/4 Miami (Fla.)       | L | 8-16       |
| 2/5 Miami (Fla.)       | L | 1-17       |
| 2/9 JACKSONVILLE       | L | 11-13      |
| 2/12 MIAMI (Fla.)      | W | 4-3        |
| 2/13 MIAMI (Fla.)      | W | 20-11      |
| 2/19 FLORIDA STATE     | L | 2-6        |
| 2/20 FLORIDA STATE     | L | 8-17       |
| 2/22 FLORIDA A&M       | W | 10-3       |
| 2/26 Florida State     | L | 2-6        |
| 2/27 Florida State     | L | 7-8        |
| 2/29 UNC GREENSBORO    | W | 9-2        |
| 3/1 UNC GREENSBORO     | L | 4-12       |
| 3/3 MASSACHUSETTS      | W | 11-9       |
| 3/4 MASSACHUSETTS      | W | 7-1        |
| 3/5 MASSACHUSETTS      | W | 7-5        |
| 3/7 LOUISVILLE         | L | 7-11       |
| 3/8 LOUISVILLE         | W | 13-12 (10) |
| 3/10 OLE MISS*         | L | 5-11       |
| 3/11 OLE MISS*         | L | 12-15      |
| 3/12 OLE MISS*         | W | 13-3       |
| 3/14 FORDHAM           | W | 6-4        |
| 3/15 FORDHAM           | W | 25-1       |
| 3/17 South Carolina*   | L | 2-5        |
| 3/18 South Carolina*   | L | 3-7        |
| 3/19 South Carolina*   | W | 17-8       |
| 3/24 Arkansas*         | W | 8-7 (11)   |
| 3/25 Arkansas*         | W | 8-7 (10)   |
| 3/26 Arkansas*         | W | 7-4        |
| 3/28 SAMFORD           | W | 16-8       |
| 3/29 SAMFORD           | W | 9-6        |
| 3/31 VANDERBILT*       | L | 4-7        |
| 4/1 VANDERBILT*        | W | 5-2        |
| 4/2 VANDERBILT*        | W | 10-6       |
| 4/4 BETHUNE-COOKMAN    | W | 15-3       |
| 4/5 BETHUNE-COOKMAN    | W | 10-3       |
| 4/7 Kentucky*          | W | 7-2        |
| 4/8 Kentucky*          | W | 18-0       |
| 4/9 Kentucky*          | T | 6-6        |
| 4/12 STETSON           | W | 10-3       |
| 4/15 LOUISIANA STATE*  | L | 4-10       |
| 4/15 LOUISIANA STATE*  | L | 6-9        |
| 4/16 LOUISIANA STATE*  | W | 7-5        |
| 4/19 Jacksonville      | W | 9-1        |
| 4/21 Tennessee*        | L | 4-5        |
| 4/22 Tennessee*        | W | 8-5        |
| 4/23 Tennessee*        | W | 10-9       |
| 4/28 AUBURN*           | W | 5-3        |
| 4/29 AUBURN*           | L | 8-11 (10)  |
| 4/30 AUBURN*           | W | 7-6        |
| 5/5 Mississippi State* | L | 2-20       |



Outfielder Brian Purvis shared Co-Most Valuable Player honors of the 1991 SEC Tournament with teammate Herbert Perry after batting .375 (6-for-16) with four RBI as UF posted a 4-0 record and won the title.

|                        |   |          |
|------------------------|---|----------|
| 5/6 Mississippi State* | W | 9-6 (11) |
| 5/7 Mississippi State* | L | 7-12     |
| 5/9 SOUTH FLORIDA      | W | 10-5     |
| 5/12 GEORGIA*          | W | 9-1      |
| 5/13 GEORGIA*          | W | 7-6      |
| 5/14 GEORGIA*          | W | 7-4      |

**SEC Tournament (Hoover, Ala.)**

|                      |   |      |
|----------------------|---|------|
| 5/17 Auburn          | W | 7-2  |
| 5/18 Kentucky        | W | 8-7  |
| 5/20 South Carolina  | W | 12-4 |
| 5/21 Louisiana State | L | 6-9  |

**NCAA Waco (Texas) Regional**


|                            |   |      |
|----------------------------|---|------|
| 5/26 San Jose State        | L | 1-4  |
| 5/27 Baylor                | W | 10-1 |
| 5/27 Southwest Texas State | W | 14-0 |
| 5/28 San Jose State        | W | 8-7  |
| 5/29 San Jose State        | L | 1-3  |

**2001 (35-27) (16-14 SEC, 4TH EAST)**

**NCAA Coral Gables (Fla.) Regional**

**Coach: Andy Lopez**

|                          |   |          |
|--------------------------|---|----------|
| 2/3 MIAMI (Fla.)         | L | 5-14     |
| 2/7 SAVANNAH STATE       | W | 35-1     |
| 2/9 Miami (Fla.)         | L | 4-10     |
| 2/10 Miami (Fla.)        | L | 7-8      |
| 2/13 CHARLESTON SOUTHERN | W | 12-3     |
| 2/14 CHARLESTON SOUTHERN | W | 5-2      |
| 2/17 Florida State       | L | 6-19     |
| 2/18 Florida State       | W | 6-5      |
| 2/20 WINTHROP            | L | 7-11     |
| 2/21 WINTHROP            | L | 5-14     |
| 2/24 FLORIDA STATE       | W | 3-2 (10) |
| 2/25 FLORIDA STATE       | L | 11-13    |



After lettering for the Gators during the 1983 season, with a team-leading 12 doubles and 17 stolen bases in 20 attempts, Robby Thompson enjoyed an 11-year career for the San Francisco Giants between 1986-96.

|                         |   |          |
|-------------------------|---|----------|
| 2/28 JACKSONVILLE       | W | 9-7      |
| 3/2 CENTRAL MICHIGAN    | W | 11-8     |
| 3/3 CENTRAL MICHIGAN    | W | 14-3     |
| 3/4 CENTRAL MICHIGAN    | W | 11-2     |
| 3/9 TENNESSEE*          | L | 3-7      |
| 3/10 TENNESSEE*         | L | 6-12     |
| 3/11 TENNESSEE*         | L | 2-8      |
| 3/13 FORDHAM            | W | 15-1     |
| 3/14 FORDHAM            | W | 11-3     |
| 3/16 Louisiana State*   | L | 10-18    |
| 3/17 Louisiana State*   | L | 3-4      |
| 3/18 Louisiana State*   | L | 7-10     |
| 3/20 MAINE              | W | 8-7      |
| 3/21 MAINE              | W | 19-9     |
| 3/23 ARKANSAS*          | W | 7-4      |
| 3/24 ARKANSAS*          | W | 8-4      |
| 3/25 ARKANSAS*          | W | 4-1      |
| 3/27 BETHUNE-COOKMAN    | W | 9-3      |
| 3/28 FLORIDA ATLANTIC   | W | 10-0     |
| 3/30 Vanderbilt*        | W | 9-6 (10) |
| 3/31 Vanderbilt*        | W | 1-0      |
| 4/1 Vanderbilt*         | W | 9-5      |
| 4/4 FLORIDA A&M         | W | 14-9     |
| 4/6 KENTUCKY*           | W | 7-6 (10) |
| 4/7 KENTUCKY*           | W | 10-9     |
| 4/8 KENTUCKY*           | W | 9-8      |
| 4/11 STETSON            | L | 17-21    |
| 4/13 Georgia*           | L | 4-9      |
| 4/14 Georgia*           | L | 3-9      |
| 4/15 Georgia*           | W | 7-6      |
| 4/18 Stetson            | L | 8-9      |
| 4/20 Ole Miss*          | L | 1-9      |
| 4/21 Ole Miss*          | L | 9-12     |
| 4/22 Ole Miss*          | L | 0-4      |
| 4/27 MISSISSIPPI STATE* | W | 11-4     |
| 4/28 MISSISSIPPI STATE* | W | 4-2 (10) |
| 4/29 MISSISSIPPI STATE* | W | 6-5 (14) |
| 5/4 Auburn*             | L | 2-5      |
| 5/5 Auburn*             | W | 10-6     |
| 5/6 Auburn*             | W | 5-2      |
| 5/9 SOUTH FLORIDA       | W | 5-4      |
| 5/11 SOUTH CAROLINA*    | L | 3-6      |

# YEAR-BY-YEAR RESULTS & SCORES

|  |                 |   |      |
|--|-----------------|---|------|
| 5/12                                     | SOUTH CAROLINA* | W | 14-7 |
| 5/13                                     | SOUTH CAROLINA* | L | 4-6  |
| <b>SEC Tournament (Hoover, Ala.)</b>     |                 |   |      |
| 5/16                                     | Louisiana State | L | 0-10 |
| 5/17                                     | Tennessee       | W | 9-3  |
| 5/18                                     | Ole Miss        | L | 6-7  |
| <b>NCAA Coral Gables (Fla.) Regional</b> |                 |   |      |
| 5/25                                     | Stetson         | W | 10-9 |
| 5/26                                     | Miami (Fla.)    | L | 2-6  |
| 5/26                                     | Stetson         | L | 3-6  |

## 2002 (46-19) (20-10 SEC, 2ND EAST)

|   |                       |   |            |
|---|-----------------------|---|------------|
| <b>NCAA Gainesville Regional</b>        |                       |   |            |
| <b>Coach: Pat McMahon</b>               |                       |   |            |
| 2/2                                     | CHARLESTON SOUTHERN   | W | 25-1       |
| 2/3                                     | CHARLESTON SOUTHERN   | W | 12-2       |
| 2/6                                     | MERCER                | W | 11-6       |
| 2/8                                     | Miami (Fla.)          | W | 12-9       |
| 2/10                                    | Miami (Fla.)          | W | 6-2        |
| 2/13                                    | FLORIDA A&M           | W | 11-5       |
| 2/16                                    | WINTHROP              | W | 12-11      |
| 2/17                                    | WINTHROP              | W | 8-4        |
| 2/20                                    | SAVANNAH STATE        | W | 14-0       |
| 2/24                                    | SIENA                 | W | 12-2       |
| 2/27                                    | SIENA                 | W | 31-3       |
| 3/1                                     | FLORIDA STATE         | L | 4-5        |
| 3/3                                     | Florida State         | L | 4-9        |
| 3/7                                     | AUSTIN PEAY           | L | 8-12       |
| 3/8                                     | AUSTIN PEAY           | W | 17-2       |
| 3/9                                     | AUSTIN PEAY           | W | 13-4       |
| 3/12                                    | COLLEGE OF CHARLESTON | W | 20-3       |
| 3/13                                    | COLLEGE OF CHARLESTON | W | 23-8       |
| 3/15                                    | OLE MISS*             | W | 24-5       |
| 3/16                                    | OLE MISS*             | W | 7-6        |
| 3/17                                    | OLE MISS*             | W | 17-6       |
| 3/19                                    | MASSACHUSETTS         | W | 15-3       |
| 3/20                                    | DARTMOUTH             | W | 9-1        |
| 3/22                                    | South Carolina*       | L | 1-2        |
| 3/23                                    | South Carolina*       | W | 14-5       |
| 3/24                                    | South Carolina*       | L | 4-6        |
| 3/26                                    | ARMY                  | W | 17-1       |
| 3/29                                    | AUBURN*               | L | 3-8        |
| 3/30                                    | AUBURN*               | W | 9-5        |
| 3/31                                    | AUBURN*               | W | 6-1        |
| 4/3                                     | Jacksonville          | L | 2-7        |
| 4/5                                     | Alabama*              | L | 1-4        |
| 4/6                                     | Alabama*              | L | 2-7        |
| 4/7                                     | Alabama*              | L | 5-6        |
| 4/9                                     | STETSON               | L | 3-6        |
| 4/12                                    | Tennessee*            | W | 15-1       |
| 4/13                                    | Tennessee*            | W | 8-5 (10)   |
| 4/14                                    | Tennessee*            | L | 5-6        |
| 4/17                                    | BETHUNE-COOKMAN       | W | 5-4        |
| 4/19                                    | VANDERBILT*           | W | 13-7       |
| 4/20                                    | VANDERBILT*           | W | 8-7        |
| 4/21                                    | VANDERBILT*           | W | 7-3        |
| 4/26                                    | GEORGIA*              | W | 12-6       |
| 4/27                                    | GEORGIA*              | W | 12-9       |
| 4/28                                    | GEORGIA*              | L | 4-6        |
| 5/3                                     | Mississippi State*    | W | 5-4        |
| 5/4                                     | Mississippi State*    | W | 5-3        |
| 5/5                                     | Mississippi State*    | W | 4-0        |
| 5/7                                     | SOUTH FLORIDA         | W | 10-9       |
| 5/10                                    | LOUISIANA STATE*      | L | 4-5 (10)   |
| 5/11                                    | LOUISIANA STATE*      | W | 6-3        |
| 5/12                                    | LOUISIANA STATE*      | L | 5-8        |
| 5/18                                    | Kentucky*             | W | 14-4       |
| 5/18                                    | Kentucky*             | W | 18-6       |
| 5/19                                    | Kentucky*             | W | 5-4        |
| <b>SEC Tournament (Hoover, Ala.)</b>    |                       |   |            |
| 5/22                                    | Georgia               | W | 7-2        |
| 5/23                                    | Alabama               | L | 4-7        |
| 5/24                                    | Mississippi State     | W | 5-0        |
| 5/25                                    | Alabama               | W | 7-4        |
| 5/25                                    | Alabama               | L | 9-11       |
| <b>NCAA Gainesville (Fla.) Regional</b> |                       |   |            |
| 5/31                                    | BETHUNE-COOKMAN       | W | 13-1       |
| 6/1                                     | MIAMI (Fla.)          | L | 2-7        |
| 6/1                                     | BETHUNE-COOKMAN       | W | 21-10      |
| 6/2                                     | MIAMI (Fla.)          | W | 11-10 (10) |
| 6/2                                     | MIAMI (Fla.)          | L | 7-8        |

## 2003 (37-21-1) (13-16-1 SEC, 3RD EAST)

|  |                     |   |            |
|--|---------------------|---|------------|
| <b>NCAA Coral Gables (Fla.) Regional</b> |                     |   |            |
| <b>Coach: Pat McMahon</b>                |                     |   |            |
| 2/7                                      | MERCER              | W | 15-5       |
| 2/8                                      | MERCER              | W | 22-2       |
| 2/12                                     | CHARLESTON SOUTHERN | W | 10-9 (10)  |
| 2/14                                     | MIAMI (Fla.)        | L | 2-9        |
| 2/15                                     | MIAMI (Fla.)        | W | 5-3        |
| 2/19                                     | FLORIDA A&M         | W | 17-2       |
| 2/21                                     | HOFSTRA             | W | 17-6       |
| 2/23                                     | HOFSTRA             | W | 13-2       |
| 2/23                                     | HOFSTRA             | W | 28-6       |
| 2/25                                     | SOUTH FLORIDA       | W | 13-12 (14) |
| 3/1                                      | SIENA               | W | 11-1       |

|      |               |   |      |
|------|---------------|---|------|
| 3/2  | SIENA         | W | 5-4  |
| 3/5  | GARDNER-WEBB  | W | 9-5  |
| 3/7  | Florida State | L | 4-5  |
| 3/8  | Florida State | L | 7-9  |
| 3/9  | FLORIDA STATE | W | 9-8  |
| 3/11 | PACE          | W | 9-2  |
| 3/12 | PACE          | W | 12-2 |



Outfielder Tim Olson put together a school-record 29-game hitting streak between March 5-April 22, 2000 and was later named a consensus All-American for his efforts.


|  |                    |   |       |
|--|--------------------|---|-------|
| 3/14                                     | Louisiana State*   | L | 0-9   |
| 3/15                                     | Louisiana State*   | L | 2-3   |
| 3/16                                     | Louisiana State*   | T | 8-8   |
| 3/18                                     | COLUMBIA           | W | 24-8  |
| 3/19                                     | ARMY               | W | 16-0  |
| 3/21                                     | ALABAMA*           | L | 3-8   |
| 3/22                                     | ALABAMA*           | W | 6-1   |
| 3/23                                     | ALABAMA*           | W | 6-5   |
| 3/28                                     | TENNESSEE*         | W | 5-3   |
| 3/29                                     | TENNESSEE*         | W | 5-1   |
| 3/30                                     | TENNESSEE*         | W | 7-5   |
| 4/2                                      | FLORIDA A&M        | W | 14-2  |
| 4/4                                      | Vanderbilt*        | L | 1-2   |
| 4/5                                      | Vanderbilt*        | L | 2-4   |
| 4/6                                      | Vanderbilt*        | L | 1-4   |
| 4/9                                      | STETSON            | W | 10-4  |
| 4/11                                     | SOUTH CAROLINA*    | L | 4-9   |
| 4/12                                     | SOUTH CAROLINA*    | L | 2-10  |
| 4/13                                     | SOUTH CAROLINA*    | W | 13-4  |
| 4/15                                     | BETHUNE-COOKMAN    | W | 9-1   |
| 4/18                                     | Georgia*           | L | 4-5   |
| 4/19                                     | Georgia*           | W | 4-3   |
| 4/20                                     | Georgia*           | W | 8-4   |
| 4/23                                     | JACKSONVILLE STATE | W | 11-8  |
| 4/26                                     | MISSISSIPPI STATE* | W | 13-5  |
| 4/27                                     | MISSISSIPPI STATE* | L | 5-6   |
| 4/27                                     | MISSISSIPPI STATE* | W | 14-6  |
| 5/3                                      | Auburn*            | L | 2-7   |
| 5/3                                      | Auburn*            | W | 8-6   |
| 5/4                                      | Auburn*            | L | 3-4   |
| 5/9                                      | Ole Miss*          | L | 0-2   |
| 5/10                                     | Ole Miss*          | L | 3-8   |
| 5/11                                     | Ole Miss*          | L | 2-4   |
| 5/16                                     | KENTUCKY*          | W | 19-0  |
| 5/17                                     | KENTUCKY*          | W | 13-4  |
| 5/18                                     | KENTUCKY*          | L | 5-7   |
| <b>NCAA Coral Gables (Fla.) Regional</b> |                    |   |       |
| 5/30                                     | Florida Atlantic   | L | 3-4   |
| 5/31                                     | Bethune-Cookman    | W | 8-6   |
| 5/31                                     | Florida Atlantic   | W | 22-14 |
| 6/1                                      | Miami (Fla.)       | W | 15-5  |
| 6/1                                      | Miami (Fla.)       | L | 10-13 |

## 2004 (43-22) (17-13 SEC, T-2ND EAST)

|  |              |   |          |
|--|--------------|---|----------|
| <b>NCAA Coral Gables (Fla.) Super Regional</b>       |              |   |          |
| <b>NCAA Oklahoma City (Okla.) Regional Champions</b> |              |   |          |
| <b>Coach: Pat McMahon</b>                            |              |   |          |
| 2/7  | GARDNER-WEBB | W | 14-0     |
| 2/8  | GARDNER-WEBB | W | 8-4      |
| 2/13   | Miami (Fla.) | W | 3-0      |
| 2/14   | Miami (Fla.) | L | 1-4      |
| 2/15   | Miami (Fla.) | L | 5-19     |
| 2/18   | FLORIDA A&M  | W | 11-5     |
| 2/20   | MIAMI (OHIO) | L | 8-9      |
| 2/21   | MIAMI (OHIO) | W | 4-3      |
| 2/22   | MIAMI (OHIO) | W | 9-8      |
| 2/25   | MICHIGAN     | W | 9-4      |
| 2/26   | MICHIGAN     | W | 20-7 (7) |
| 2/28   | NORTHWESTERN | W | 5-3      |

|      |                    |   |           |
|------|--------------------|---|-----------|
| 2/29 | NORTHWESTERN       | W | 12-3      |
| 3/1  | NORTHWESTERN       | W | 6-3       |
| 3/3  | Stetson            | W | 12-8      |
| 3/5  | PURDUE             | W | 8-7       |
| 3/6  | PURDUE             | W | 8-3       |
| 3/7  | PURDUE             | W | 3-2       |
| 3/12 | BROWN              | W | 14-8      |
| 3/13 | BROWN              | W | 6-5 (10)  |
| 3/14 | BROWN              | W | 14-1      |
| 3/17 | ARMY               | L | 5-9       |
| 3/19 | ARKANSAS*          | W | 11-1      |
| 3/20 | ARKANSAS*          | L | 2-8       |
| 3/21 | ARKANSAS*          | W | 7-6 (10)  |
| 3/24 | DARTMOUTH          | W | 11-6      |
| 3/26 | Kentucky*          | W | 8-4       |
| 3/27 | Kentucky*          | W | 17-6      |
| 3/28 | Kentucky*          | W | 8-1       |
| 3/31 | FLORIDA STATE      | W | 7-6 (11)  |
| 4/2  | GEORGIA*           | L | 5-10      |
| 4/3  | GEORGIA*           | L | 5-8       |
| 4/4  | GEORGIA*           | L | 5-9       |
| 4/9  | South Carolina*    | L | 4-5 (10)  |
| 4/10 | South Carolina*    | W | 9-8       |
| 4/11 | South Carolina*    | L | 6-7 (10)  |
| 4/16 | Mississippi State* | L | 2-11      |
| 4/17 | Mississippi State* | W | 16-6      |
| 4/18 | Mississippi State* | W | 8-3       |
| 4/21 | Florida State      | L | 4-16      |
| 4/23 | VANDERBILT*        | W | 5-3       |
| 4/24 | VANDERBILT*        | W | 4-2       |
| 4/25 | VANDERBILT*        | W | 3-2 (10)  |
| 4/30 | AUBURN*            | W | 7-4       |
| 5/1  | AUBURN*            | W | 11-8      |
| 5/2  | AUBURN*            | W | 22-8      |
| 5/7  | Alabama*           | L | 0-2       |
| 5/8  | Alabama*           | W | 8-5       |
| 5/9  | Alabama*           | W | 6-5 (8)   |
| 5/12 | FLORIDA STATE      | W | 3-2       |
| 5/14 | FLORIDA STATE      | L | 2-4       |
| 5/15 | OLE MISS*          | L | 1-3       |
| 5/16 | OLE MISS*          | L | 9-10 (10) |
| 5/21 | Tennessee*         | L | 4-5       |
| 5/22 | Tennessee*         | L | 7-9       |
| 5/23 | Tennessee*         | W | 5-3       |

|  |                     |   |          |
|--|---------------------|---|----------|
| <b>SEC Tournament (Hoover, Ala.)</b>           |                     |   |          |
| 5/26   | Louisiana State     | W | 5-4 (10) |
| 5/27   | Vanderbilt          | L | 0-3      |
| 5/28   | Georgia             | W | 7-0      |
| 5/29   | Vanderbilt          | L | 5-6 (12) |
| <b>NCAA Oklahoma City (Okla.) Regional</b>     |                     |   |          |
| 6/4  | Central Connecticut | W | 12-1     |
| 6/5  | UCLA                | W | 4-3      |
| 6/6  | UCLA                | W | 11-0     |
| <b>NCAA Coral Gables (Fla.) Super Regional</b> |                     |   |          |
| 6/12   | Miami (Fla.)        | L | 7-8      |
| 6/13   | Miami (Fla.)        | L | 1-3      |



Jack Rhine was named the SEC's Coach of the Year in back-to-back seasons, 1982 and 1983, when he piloted the Gators to consecutive Eastern Division titles.

## 2005 (48-23) (20-10 SEC, 1ST EAST)

|  |                     |   |          |
|--|---------------------|---|----------|
| <b>College World Series Runner-Up</b>            |                     |   |          |
| <b>NCAA Gainesville Super Regional Champions</b> |                     |   |          |
| <b>NCAA Gainesville Regional Champions</b>       |                     |   |          |
| <b>SEC Champions</b>                             |                     |   |          |
| <b>SEC Eastern Division Champions</b>            |                     |   |          |
| <b>Coach: Pat McMahon</b>                        |                     |   |          |
| 2/11   | CHARLESTON SOUTHERN | L | 4-5 (11) |
| 2/12   | CHARLESTON SOUTHERN | W | 3-2      |
| 2/13   | CHARLESTON SOUTHERN | W | 15-6     |
| 2/15   | FLORIDA A&M         | W | 17-2     |



A second-round pick of the Houston Astros in 2012, Nolan Fontana was the first Gator shortstop to earn All-SEC three seasons in a row and made the league's All-Defensive Team three times.

|      |                    |   |          |
|------|--------------------|---|----------|
| 2/18 | MIAMI (Fla.)       | L | 7-9      |
| 2/19 | MIAMI (Fla.)       | W | 2-1 (11) |
| 2/20 | MIAMI (Fla.)       | W | 14-11    |
| 2/22 | FLORIDA A&M        | W | 18-3     |
| 2/25 | RHODE ISLAND       | W | 5-4      |
| 2/26 | RHODE ISLAND       | W | 6-0      |
| 3/1  | MERCER             | W | 13-1     |
| 3/4  | VILLANOVA          | L | 1-11     |
| 3/5  | VILLANOVA          | W | 6-5      |
| 3/6  | VILLANOVA          | W | 6-5 (10) |
| 3/8  | UNC ASHEVILLE      | W | 8-1      |
| 3/9  | UNC ASHEVILLE      | L | 5-8      |
| 3/11 | MICHIGAN STATE     | W | 17-1     |
| 3/12 | MICHIGAN STATE     | W | 13-2     |
| 3/13 | MICHIGAN STATE     | W | 10-0     |
| 3/18 | Ole Miss*          | W | 5-4      |
| 3/19 | Ole Miss*          | L | 4-10     |
| 3/20 | Ole Miss*          | L | 2-3      |
| 3/22 | CENTRAL FLORIDA    | W | 17-6     |
| 3/25 | SOUTH CAROLINA*    | L | 0-2      |
| 3/26 | SOUTH CAROLINA*    | W | 7-3      |
| 3/27 | SOUTH CAROLINA*    | W | 6-1      |
| 3/30 | Florida State      | W | 9-2      |
| 4/1  | KENTUCKY*          | W | 10-9     |
| 4/2  | KENTUCKY*          | W | 20-11    |
| 4/3  | KENTUCKY*          | W | 11-6     |
| 4/8  | Georgia*           | L | 2-5      |
| 4/9  | Georgia*           | W | 12-1     |
| 4/10 | Georgia*           | W | 10-1     |
| 4/15 | ALABAMA*           | W | 9-8      |
| 4/16 | ALABAMA*           | W | 7-4      |
| 4/17 | ALABAMA*           | L | 6-9      |
| 4/19 | Florida State      | L | 2-4      |
| 4/22 | Auburn*            | W | 4-2      |
| 4/23 | Auburn*            | W | 5-4      |
| 4/24 | Auburn*            | W | 6-3      |
| 4/29 | TENNESSEE*         | L | 5-11     |
| 4/30 | TENNESSEE*         | W | 18-9     |
| 5/1  | TENNESSEE*         | L | 2-7      |
| 5/3  | FLORIDA STATE      | L | 4-9      |
| 5/6  | Arkansas*          | L | 1-4      |
| 5/7  | Arkansas*          | L | 2-3 (10) |
| 5/8  | Arkansas*          | W | 11-10    |
| 5/10 | SOUTH FLORIDA      | L | 7-8      |
| 5/11 | South Florida      | L | 5-11     |
| 5/13 | MISSISSIPPI STATE* | W | 8-2      |
| 5/14 | MISSISSIPPI STATE* | W | 2-1      |
| 5/15 | MISSISSIPPI STATE* | L | 5-6      |
| 5/18 | STETSON            | W | 6-4      |
| 5/20 | Vanderbilt*        | W | 5-4      |
| 5/21 | Vanderbilt*        | W | 2-1 (13) |
| 5/22 | Vanderbilt*        | W | 6-3      |

|                                      |          |   |          |
|--------------------------------------|----------|---|----------|
| <b>SEC Tournament (Hoover, Ala.)</b> |          |   |          |
| 5/25                                 | Arkansas | W | 9-8      |
| 5/26                                 | Ole Miss | W | 10-7     |
| 5/28                                 | Ole Miss | L | 1-14 (7) |
| 5/28                                 | Ole Miss | L | 2-4      |

|   |                |   |      |
|---|----------------|---|------|
| <b>NCAA Gainesville (Fla.) Regional</b> |                |   |      |
| 6/4                                     | STETSON        | W | 8-3  |
| 6/4                                     | NORTH CAROLINA | W | 5-2  |
| 6/5                                     | NOTRE DAME     | W | 23-3 |

|   |               |   |     |
|---|---------------|---|-----|
| <b>NCAA Gainesville (Fla.) Super Regional</b> |               |   |     |
| 6/10  | FLORIDA STATE | W | 8-1 |
| 6/11  | FLORIDA STATE | W | 8-5 |
| <b>College World Series (Omaha, Neb.)</b>     |               |   |     |
| 6/17  | Tennessee     | W | 6-4 |
| 6/19  | Nebraska      | W | 7-4 |
| 6/22  | Arizona State | L | 1-6 |
| 6/23  | Arizona State | W | 6-3 |
| <b>CWS Championship Finals</b>                |               |   |     |
| 6/25  | Texas         | L | 2-4 |
| 6/26  | Texas         | L | 2-6 |

# YEAR-BY-YEAR RESULTS & SCORES



A member of the 1994 USA National Team, shortstop John Tamargo was a Freshman All-American and an All-SEC choice during his time at Florida.

## 2006 (28-28) (10-20 SEC, 6TH EAST)

Coach: Pat McMahon

|                   |   |       |
|-------------------|---|-------|
| 2/10 CINCINNATI   | W | 10-0  |
| 2/11 CINCINNATI   | W | 10-4  |
| 2/12 CINCINNATI   | W | 20-4  |
| 2/15 MERCER       | L | 2-3   |
| 2/17 Miami (Fla.) | W | 2-1   |
| 2/18 Miami (Fla.) | W | 4-1   |
| 2/19 Miami (Fla.) | W | 11-10 |
| 2/22 FLORIDA A&M  | W | 15-5  |

The Pepsi Baseball Classic (Gainesville, Fla.)

|                    |   |      |
|--------------------|---|------|
| 2/24 MISSOURI      | L | 5-14 |
| 2/25 OHIO STATE    | W | 10-3 |
| 2/26 WAKE FOREST   | L | 0-4  |
| 2/28 FLORIDA STATE | L | 4-6  |
| 3/3 TEXAS A&M      | L | 0-4  |
| 3/4 TEXAS A&M      | W | 4-1  |
| 3/5 TEXAS A&M      | L | 0-1  |
| 3/7 UNC GREENSBORO | W | 2-1  |
| 3/8 UNC GREENSBORO | W | 3-1  |
| 3/10 HARVARD       | W | 12-6 |
| 3/11 HARVARD       | W | 10-2 |
| 3/12 HARVARD       | W | 17-6 |

|                                  |   |          |
|----------------------------------|---|----------|
| 3/14 Central Florida             | W | 10-3     |
| 3/17 ARKANSAS*                   | W | 6-3      |
| 3/18 ARKANSAS*                   | L | 2-3      |
| 3/19 ARKANSAS*                   | W | 8-7      |
| 3/21 STETSON                     | L | 6-7      |
| 3/24 South Carolina*             | L | 1-4      |
| 3/25 South Carolina*             | L | 5-6      |
| 3/26 South Carolina*             | L | 4-21     |
| 3/29 SOUTH FLORIDA               | W | 6-5      |
| 3/31 VANDERBILT*                 | L | 0-6      |
| 4/1 VANDERBILT*                  | W | 6-4      |
| 4/2 VANDERBILT*                  | L | 2-16     |
| 4/4 North Florida (Jacksonville) | L | 5-6      |
| 4/7 Kentucky*                    | L | 7-8      |
| 4/8 Kentucky*                    | W | 6-4      |
| 4/9 Kentucky*                    | L | 6-8      |
| 4/11 BETHUNE-COOKMAN             | W | 8-2      |
| 4/14 Tennessee*                  | L | 2-4      |
| 4/15 Tennessee*                  | L | 1-2      |
| 4/16 Tennessee*                  | W | 15-4     |
| 4/19 Florida State               | W | 8-3      |
| 4/21 AUBURN*                     | L | 6-9      |
| 4/22 AUBURN*                     | W | 4-1      |
| 4/23 AUBURN*                     | L | 4-5      |
| 4/28 GEORGIA*                    | L | 0-7      |
| 4/29 GEORGIA*                    | L | 3-9      |
| 4/30 GEORGIA*                    | L | 6-9      |
| 5/5 Mississippi State*           | L | 2-6      |
| 5/6 Mississippi State*           | L | 1-8      |
| 5/6 Mississippi State*           | W | 9-6      |
| 5/12 Alabama*                    | W | 4-3      |
| 5/13 Alabama*                    | L | 2-7      |
| 5/14 Alabama*                    | L | 4-8      |
| 5/18 LOUISIANA STATE*            | L | 3-7      |
| 5/19 LOUISIANA STATE*            | W | 8-7 (10) |
| 5/20 LOUISIANA STATE*            | W | 10-5     |

## 2007 (29-30) (15-15 SEC, 3RD EAST)

Coach: Pat McMahon

|                   |   |      |
|-------------------|---|------|
| 2/9 VMI           | L | 3-5  |
| 2/10 VMI          | L | 4-7  |
| 2/11 VMI          | W | 7-0  |
| 2/13 FLORIDA A&M  | W | 15-1 |
| 2/16 MIAMI (Fla.) | W | 7-2  |
| 2/17 MIAMI (Fla.) | W | 7-5  |
| 2/18 MIAMI (Fla.) | L | 7-10 |

|                                  |   |          |
|----------------------------------|---|----------|
| 2/20 FLORIDA STATE               | L | 6-14     |
| 2/23 KENT STATE                  | L | 4-10     |
| 2/24 KENT STATE                  | W | 7-0      |
| 2/25 KENT STATE                  | L | 0-1      |
| 2/27 South Florida               | W | 10-5     |
| 3/3 GEORGE WASHINGTON            | W | 7-1      |
| 3/3 GEORGE WASHINGTON            | W | 24-4     |
| 3/4 GEORGE WASHINGTON            | W | 20-3     |
| 3/6 JACKSONVILLE                 | L | 5-6      |
| 3/9 Texas A&M                    | L | 1-7      |
| 3/10 Texas A&M                   | L | 5-13     |
| 3/11 Texas A&M                   | L | 1-6      |
| 3/14 ARMY                        | W | 5-3      |
| 3/16 MISSISSIPPI STATE*          | L | 9-12     |
| 3/17 MISSISSIPPI STATE*          | W | 10-8     |
| 3/18 MISSISSIPPI STATE*          | L | 13-14    |
| 3/20 Stetson                     | L | 3-4      |
| 3/23 Auburn*                     | W | 8-7 (10) |
| 3/24 Auburn*                     | W | 12-9     |
| 3/25 Auburn*                     | W | 10-3     |
| 3/27 BETHUNE-COOKMAN             | W | 5-3      |
| 3/30 Georgia*                    | W | 7-5      |
| 3/31 Georgia*                    | W | 9-1      |
| 4/1 Georgia*                     | W | 3-2 (11) |
| 4/3 Florida State (Jacksonville) | W | 16-7     |
| 4/6 SOUTH CAROLINA*              | L | 2-12     |
| 4/7 SOUTH CAROLINA*              | W | 9-8      |
| 4/8 SOUTH CAROLINA*              | L | 6-8 (11) |
| 4/10 CENTRAL FLORIDA             | L | 2-6      |
| 4/14 Arkansas*                   | L | 3-14     |
| 4/14 Arkansas*                   | L | 1-7      |
| 4/15 Arkansas*                   | L | 7-10     |
| 4/18 Florida State               | W | 5-4      |
| 4/20 KENTUCKY*                   | L | 2-9      |
| 4/21 KENTUCKY*                   | W | 10-7     |
| 4/22 KENTUCKY*                   | W | 5-4      |
| 4/27 Vanderbilt*                 | L | 1-10     |
| 4/28 Vanderbilt*                 | L | 6-17     |
| 4/29 Vanderbilt*                 | L | 5-13     |
| 5/4 ALABAMA*                     | W | 6-2      |
| 5/5 ALABAMA*                     | W | 9-3      |
| 5/6 ALABAMA*                     | L | 5-7 (10) |
| 5/8 NORTH FLORIDA                | L | 8-15     |
| 5/11 Louisiana State*            | W | 19-3     |
| 5/12 Louisiana State*            | W | 8-4      |
| 5/13 Louisiana State*            | L | 4-9      |
| 5/17 TENNESSEE*                  | L | 5-6      |
| 5/18 TENNESSEE*                  | W | 20-2     |
| 5/19 TENNESSEE*                  | L | 7-11     |

SEC Tournament (Hoover, Ala.)

|                     |   |          |
|---------------------|---|----------|
| 5/23 South Carolina | L | 3-4 (12) |
| 5/24 Alabama        | W | 3-2      |
| 5/25 South Carolina | L | 3-5      |



Finishing the season with a .311 average, a team-best 65 RBI and 15 homers in '94, first baseman Chan Perry later played two seasons professionally with the Cleveland Indians and Kansas City Royals.

## 2008 (34-24) (17-13 SEC, 2ND EAST)

NCAA Tallahassee Regional

Coach: Kevin O'Sullivan

|                       |   |      |
|-----------------------|---|------|
| 2/22 SIENA            | W | 10-7 |
| 2/23 SIENA            | W | 4-0  |
| 2/24 SIENA            | W | 13-6 |
| 2/27 EASTERN MICHIGAN | W | 15-2 |
| 2/27 EASTERN MICHIGAN | W | 16-8 |
| 2/29 Miami (Fla.)     | L | 4-8  |
| 3/1 Miami (Fla.)      | L | 5-8  |
| 3/2 Miami (Fla.)      | W | 6-2  |
| 3/4 CAMPBELL          | W | 15-3 |
| 3/5 CAMPBELL          | W | 15-0 |
| 3/8 BROWN             | L | 2-11 |
| 3/8 BROWN             | W | 8-7  |

|                         |   |      |
|-------------------------|---|------|
| 3/9 BROWN               | W | 13-2 |
| 3/11 FLORIDA GULF COAST | W | 2-1  |
| 3/14 AUBURN*            | W | 7-1  |
| 3/15 AUBURN*            | W | 12-8 |
| 3/16 AUBURN*            | W | 6-2  |
| 3/18 FLORIDA STATE      | W | 6-1  |
| 3/21 Ole Miss*          | L | 4-5  |
| 3/22 Ole Miss*          | W | 6-4  |
| 3/23 Ole Miss*          | W | 10-2 |
| 3/25 JACKSONVILLE       | W | 11-6 |
| 3/26 Jacksonville       | L | 5-8  |



James Eidam snagged first-team All-South Region and first-team All-SEC honors at designated hitter in 1994, when he batted .362 with 46 RBI and 11 homers.

|                                  |   |            |
|----------------------------------|---|------------|
| 3/28 LOUISIANA STATE*            | W | 8-5        |
| 3/29 LOUISIANA STATE*            | W | 7-1        |
| 3/30 LOUISIANA STATE*            | L | 3-6        |
| 4/1 Florida State (Jacksonville) | L | 2-10       |
| 4/2 NORTH FLORIDA                | L | 10-11 (10) |
| 4/5 Tennessee*                   | L | 4-5        |
| 4/5 Tennessee*                   | L | 6-12       |
| 4/6 Tennessee*                   | W | 7-2 (7)    |
| 4/8 NORTH FLORIDA                | W | 5-3        |
| 4/9 NORTH FLORIDA                | W | 3-2        |
| 4/11 ARKANSAS*                   | L | 1-2        |
| 4/12 ARKANSAS*                   | W | 6-1        |
| 4/13 ARKANSAS*                   | L | 4-10       |
| 4/15 Florida State               | L | 2-4        |
| 4/18 Kentucky*                   | L | 7-11       |
| 4/19 Kentucky*                   | W | 13-7       |
| 4/20 Kentucky*                   | L | 2-3 (10)   |
| 4/25 GEORGIA*                    | L | 4-7        |
| 4/26 GEORGIA*                    | W | 7-2        |
| 4/27 GEORGIA*                    | W | 7-2        |
| 5/2 South Carolina*              | W | 9-3        |
| 5/3 South Carolina*              | L | 5-6        |
| 5/4 South Carolina*              | L | 6-9        |
| 5/7 BETHUNE-COOKMAN              | W | 11-10      |
| 5/9 Alabama*                     | L | 6-7        |
| 5/10 Alabama*                    | W | 6-2        |
| 5/11 Alabama*                    | L | 7-8        |
| 5/13 SOUTH FLORIDA               | W | 12-2       |
| 5/15 VANDERBILT*                 | W | 8-6        |
| 5/16 VANDERBILT*                 | W | 5-4        |
| 5/17 VANDERBILT*                 | W | 13-12 (11) |

SEC Tournament (Hoover, Ala.)

|                     |   |      |
|---------------------|---|------|
| 5/21 Vanderbilt     | L | 3-7  |
| 5/22 South Carolina | L | 3-11 |

NCAA Tallahassee (Fla.) Regional

|                    |   |       |
|--------------------|---|-------|
| 5/30 Tulane        | L | 4-7   |
| 5/31 Florida State | L | 11-17 |

## 2009 (42-22) (19-11 SEC, 1ST EAST)

NCAA Gainesville Super Regional

NCAA Gainesville Regional Champions

SEC Eastern Division Champions

Coach: Kevin O'Sullivan

|                       |   |      |
|-----------------------|---|------|
| 2/20 LOUISVILLE       | W | 6-3  |
| 2/21 LOUISVILLE       | W | 10-4 |
| 2/22 LOUISVILLE       | W | 3-2  |
| 2/24 EASTERN MICHIGAN | W | 12-0 |
| 2/25 EASTERN MICHIGAN | W | 17-6 |
| 2/27 MIAMI (Fla.)     | L | 5-8  |
| 2/28 MIAMI (Fla.)     | L | 1-2  |
| 3/1 MIAMI (Fla.)      | L | 2-16 |
| 3/3 Stetson           | W | 5-2  |
| 3/4 FLORIDA ATLANTIC  | L | 6-7  |
| 3/6 DUQUESNE          | W | 10-5 |
| 3/7 DUQUESNE          | W | 5-3  |
| 3/8 DUQUESNE          | W | 12-2 |
| 3/13 Arkansas*        | L | 4-11 |
| 3/14 Arkansas*        | L | 4-8  |

|                                      |   |           |
|--------------------------------------|---|-----------|
| 3/15 Arkansas*                       | L | 2-4       |
| 3/17 FLORIDA STATE                   | W | 5-4       |
| 3/18 Central Florida                 | W | 7-3       |
| 3/20 TENNESSEE*                      | W | 3-2       |
| 3/21 TENNESSEE*                      | W | 10-2      |
| 3/22 TENNESSEE*                      | W | 7-5       |
| 3/24 North Florida                   | L | 0-3       |
| 3/25 NORTH FLORIDA                   | W | 5-3       |
| 3/27 ALABAMA*                        | W | 11-4      |
| 3/28 ALABAMA*                        | W | 9-8       |
| 3/29 ALABAMA*                        | W | 10-7      |
| 3/31 Florida State (Jacksonville)    | L | 2-3 (5)   |
| 4/3 Vanderbilt*                      | W | 8-4       |
| 4/4 Vanderbilt*                      | L | 3-4       |
| 4/5 Vanderbilt*                      | L | 9-16      |
| 4/7 BETHUNE-COOKMAN                  | W | 12-7      |
| 4/8 CENTRAL FLORIDA                  | W | 16-3      |
| 4/10 Auburn*                         | L | 7-8 (11)  |
| 4/11 Auburn*                         | W | 24-2      |
| 4/12 Auburn*                         | W | 5-1       |
| 4/14 Florida State                   | W | 10-2      |
| 4/15 STETSON                         | W | 15-4      |
| 4/17 OLE MISS*                       | L | 2-6       |
| 4/18 OLE MISS*                       | W | 8-4       |
| 4/19 OLE MISS*                       | L | 3-5 (8)   |
| 4/21 Florida Gulf Coast (Fort Myers) | W | 12-3      |
| 4/22 SOUTH FLORIDA                   | W | 5-4 (10)  |
| 4/24 SOUTH CAROLINA*                 | W | 9-4       |
| 4/25 SOUTH CAROLINA*                 | W | 8-3       |
| 4/26 SOUTH CAROLINA*                 | W | 9-5       |
| 5/1 Georgia*                         | W | 10-9 (11) |
| 5/2 Georgia*                         | W | 7-6       |
| 5/3 Georgia*                         | W | 10-8      |
| 5/6 FLORIDA GULF COAST               | L | 5-17      |
| 5/8 Louisiana State*                 | L | 1-10      |
| 5/9 Louisiana State*                 | L | 0-4       |
| 5/10 Louisiana State*                | W | 9-3       |
| 5/12 JACKSONVILLE                    | W | 7-4       |
| 5/14 KENTUCKY*                       | W | 10-3      |
| 5/15 KENTUCKY*                       | L | 7-8       |
| 5/16 KENTUCKY*                       | W | 13-9      |

SEC Tournament (Hoover, Ala.)

|               |   |          |
|---------------|---|----------|
| 5/20 Arkansas | L | 5-8      |
| 5/21 Ole Miss | W | 12-2 (8) |
| 5/22 Arkansas | L | 7-10     |

NCAA Gainesville (Fla.) Regional

|                      |   |      |
|----------------------|---|------|
| 5/29 BETHUNE-COOKMAN | W | 8-7  |
| 5/30 MIAMI (Fla.)    | W | 8-2  |
| 5/31 MIAMI (Fla.)    | W | 16-5 |

NCAA Gainesville (Fla.) Super Regional

|                   |   |     |
|-------------------|---|-----|
| 6/6 SOUTHERN MISS | L | 7-9 |
| 6/7 SOUTHERN MISS | L | 6-7 |



With a league-leading 22 stolen bases in 1983, outfielder Albie Scoggins earned a spot on the All-SEC Eastern Division team.

## 2010 (47-17) (22-8 SEC, 1ST EAST)

College World Series

NCAA Gainesville Super Regional Champions

NCAA Gainesville Regional Champions

SEC Champions

SEC Eastern Division Champions

Coach: Kevin O'Sullivan

|                           |   |          |
|---------------------------|---|----------|
| 2/19 SOUTH FLORIDA        | W | 6-2      |
| 2/20 SOUTH FLORIDA        | W | 9-1      |
| 2/21 SOUTH FLORIDA        | W | 7-6 (10) |
| 2/24 CENTRAL FLORIDA      | W | 7-6      |
| 2/25 SIENA                | W | 13-3     |
| 3/2 Florida State (Tampa) | L | 5-10     |
| 3/5 Miami (Fla.)          | W | 7-1      |
| 3/6 Miami (Fla.)          | L | 6-9      |
| 3/7 Miami (Fla.)          | W | 4-2      |
| 3/9 ILLINOIS STATE        | W | 8-2      |
| 3/10 ILLINOIS STATE       | W | 8-0      |

# YEAR-BY-YEAR RESULTS & SCORES/FLORIDA IN THE FINAL POLLS

|  |                              |   |          |
|--|------------------------------|---|----------|
| 3/12   | CHARLESTON SOUTHERN          | W | 6-0      |
| 3/13   | CHARLESTON SOUTHERN          | W | 16-10    |
| 3/14   | CHARLESTON SOUTHERN          | L | 3-6      |
| 3/15   | ARMY                         | W | 9-3      |
| 3/16   | FLORIDA STATE                | W | 8-5      |
| 3/19   | MISSISSIPPI STATE*           | W | 7-2      |
| 3/20   | MISSISSIPPI STATE*           | W | 5-4      |
| 3/21   | MISSISSIPPI STATE*           | W | 4-1      |
| 3/24   | FLORIDA GULF COAST           | W | 13-8     |
| 3/26   | Ole Miss*                    | L | 2-3      |
| 3/27   | Ole Miss*                    | L | 3-15     |
| 3/28   | Ole Miss*                    | W | 13-1     |
| 3/30   | Florida State (Jacksonville) | L | 2-7      |
| 4/2  | VANDERBILT*                  | W | 3-2      |
| 4/3  | VANDERBILT*                  | W | 7-3      |
| 4/4  | VANDERBILT*                  | L | 0-7      |
| 4/6  | JACKSONVILLE                 | W | 12-2     |
| 4/9  | Tennessee*                   | W | 4-2      |
| 4/10   | Tennessee*                   | L | 4-12     |
| 4/11   | Tennessee*                   | W | 9-1      |
| 4/13   | Florida State                | L | 2-3      |
| 4/16   | Kentucky*                    | W | 10-8     |
| 4/17   | Kentucky*                    | W | 6-3      |
| 4/18   | Kentucky*                    | L | 5-6      |
| 4/21   | South Florida                | W | 18-8     |
| 4/23   | ARKANSAS*                    | L | 3-8      |
| 4/24   | ARKANSAS*                    | W | 8-2      |
| 4/25   | ARKANSAS*                    | W | 2-1      |
| 4/30   | LOUISIANA STATE*             | W | 8-5      |
| 5/1  | LOUISIANA STATE*             | W | 7-3      |
| 5/2  | LOUISIANA STATE*             | W | 13-6     |
| 5/7  | Alabama*                     | W | 9-3      |
| 5/8  | Alabama*                     | W | 14-8     |
| 5/9  | Alabama*                     | L | 8-10     |
| 5/12   | FLORIDA ATLANTIC             | W | 7-3      |
| 5/14   | GEORGIA*                     | W | 4-3      |
| 5/15   | GEORGIA*                     | W | 4-3      |
| 5/16   | GEORGIA*                     | W | 9-3      |
| 5/18   | NORTH FLORIDA                | W | 9-3      |
| 5/20   | South Carolina*              | W | 3-2      |
| 5/21   | South Carolina*              | W | 5-2      |
| 5/22   | South Carolina*              | L | 6-11     |
| <b>SEC Tournament (Hoover, Ala.)</b>             |                              |   |          |
| 5/26   | Louisiana State              | L | 6-10     |
| 5/27   | Arkansas                     | W | 5-4      |
| 5/28   | Vanderbilt                   | W | 5-2      |
| 5/29   | Alabama                      | L | 2-5 (7)  |
| <b>NCAA Gainesville (Fla.) Regional</b>          |                              |   |          |
| 6/4  | BETHUNE-COOKMAN              | W | 7-3      |
| 6/5  | OREGON STATE                 | W | 10-2     |
| 6/6  | FLORIDA ATLANTIC             | W | 15-0     |
| <b>NCAA Gainesville (Fla.) Super Regional</b>    |                              |   |          |
| 6/11   | MIAMI (Fla.)                 | W | 7-2      |
| 6/12   | MIAMI (Fla.)                 | W | 4-3 (10) |
| <b>College World Series (Omaha, Neb.)</b>        |                              |   |          |
| 6/19   | UCLA                         | L | 3-11     |
| 6/21   | Florida State                | L | 5-8      |
| <b>2011 (53-19) (22-8 SEC, T-1ST EAST)</b>       |                              |   |          |
| <b>College World Series Runner-Up</b>            |                              |   |          |
| <b>NCAA Gainesville Super Regional Champions</b> |                              |   |          |
| <b>NCAA Gainesville Regional Champions</b>       |                              |   |          |
| <b>SEC Tournament Champions</b>                  |                              |   |          |
| <b>SEC Champions</b>                             |                              |   |          |
| <b>SEC Eastern Division Champions</b>            |                              |   |          |
| <b>Coach: Kevin O'Sullivan</b>                   |                              |   |          |
| 2/18   | SOUTH FLORIDA                | W | 7-2      |
| 2/19   | SOUTH FLORIDA                | W | 4-1      |
| 2/20   | SOUTH FLORIDA                | W | 5-0      |
| 2/22   | Florida Atlantic (Jupiter)   | W | 13-2     |
| 2/24   | BOSTON COLLEGE               | W | 4-0      |
| 2/25   | BOSTON COLLEGE               | W | 9-3      |
| 2/27   | BOSTON COLLEGE               | W | 7-2      |
| 3/1  | Florida State (Tampa)        | L | 3-5      |
| 3/4  | MIAMI (Fla.)                 | W | 8-3      |
| 3/5  | MIAMI (Fla.)                 | W | 1-0      |
| 3/6  | MIAMI (Fla.)                 | W | 5-3      |
| 3/8  | GEORGIA SOUTHERN             | L | 0-7      |
| 3/9  | South Florida                | W | 8-1      |
| 3/11   | RHODE ISLAND                 | W | 11-5     |
| 3/12   | RHODE ISLAND                 | W | 12-4     |
| 3/13   | RHODE ISLAND                 | W | 8-6      |
| 3/15   | FLORIDA STATE                | W | 5-4 (10) |
| 3/18   | Louisiana State*             | W | 5-4      |
| 3/19   | Louisiana State*             | W | 1-0      |
| 3/20   | Louisiana State*             | W | 7-3      |
| 3/22   | WINTHROP                     | W | 22-5     |
| 3/23   | WINTHROP                     | W | 10-0     |
| 3/25   | SOUTH CAROLINA*              | L | 2-9      |
| 3/26   | SOUTH CAROLINA*              | W | 2-1      |
| 3/27   | SOUTH CAROLINA*              | L | 3-4      |
| 3/29   | Florida State (Jacksonville) | L | 2-5      |
| 4/1  | TENNESSEE*                   | W | 3-0      |
| 4/2  | TENNESSEE*                   | W | 11-2     |
| 4/3  | TENNESSEE*                   | W | 9-1      |
| 4/5  | CENTRAL FLORIDA              | L | 3-4      |
| 4/8  | Mississippi State*           | L | 5-7      |

|  |                              |   |          |
|--|------------------------------|---|----------|
| 4/9  | Mississippi State*           | W | 18-0     |
| 4/10   | Mississippi State*           | W | 3-1      |
| 4/12   | Florida State                | L | 1-3      |
| 4/15   | Georgia*                     | W | 5-4      |
| 4/16   | Georgia*                     | L | 2-7      |
| 4/17   | Georgia*                     | W | 14-7     |
| 4/20   | Central Florida              | L | 6-8      |
| 4/22   | ALABAMA*                     | W | 7-0      |
| 4/23   | ALABAMA*                     | W | 9-2      |
| 4/24   | ALABAMA*                     | W | 2-1      |
| 4/29   | OLE MISS*                    | W | 9-3      |
| 4/30   | OLE MISS*                    | W | 8-1      |
| 5/1  | OLE MISS*                    | W | 7-2      |
| 5/3  | BETHUNE-COOKMAN              | W | 11-0     |
| 5/5  | Arkansas*                    | L | 3-4      |
| 5/6  | Arkansas*                    | L | 3-5      |
| 5/7  | Arkansas*                    | W | 5-3      |
| 5/11   | NORTH FLORIDA                | W | 4-1      |
| 5/13   | Vanderbilt*                  | W | 6-5      |
| 5/14   | Vanderbilt*                  | L | 1-14     |
| 5/15   | Vanderbilt*                  | W | 6-3 (12) |
| 5/17   | JACKSONVILLE                 | L | 2-11     |
| 5/19   | KENTUCKY*                    | W | 9-6      |
| 5/20   | KENTUCKY*                    | L | 1-14     |
| 5/21   | KENTUCKY*                    | W | 19-3     |
| <b>SEC Tournament (Hoover, Ala.)</b>             |                              |   |          |
| 5/25   | Mississippi State            | W | 7-5      |
| 5/26   | Alabama                      | W | 6-0      |
| 5/28   | Georgia                      | L | 3-4      |
| 5/28   | Georgia                      | W | 3-2      |
| 5/29   | Vanderbilt                   | W | 5-0      |
| <b>NCAA Gainesville (Fla.) Regional</b>          |                              |   |          |
| 6/3  | MANHATTAN                    | W | 17-3     |
| 6/4  | MIAMI (Fla.)                 | W | 5-4      |
| 6/5  | MIAMI (Fla.)                 | W | 11-4     |
| <b>NCAA Gainesville (Fla.) Super Regional</b>    |                              |   |          |
| 6/10   | MISSISSIPPI STATE            | W | 11-1     |
| 6/11   | MISSISSIPPI STATE            | L | 3-4      |
| 6/12   | MISSISSIPPI STATE            | W | 8-6      |
| <b>College World Series (Omaha, Neb.)</b>        |                              |   |          |
| 6/18   | Texas                        | W | 8-4      |
| 6/20   | Vanderbilt                   | W | 3-1      |
| 6/24   | Vanderbilt                   | W | 6-4      |
| <b>CWS Championship Finals</b>                   |                              |   |          |
| 6/27   | South Carolina               | L | 1-2 (11) |
| 6/28   | South Carolina               | L | 2-5      |
| <b>2012 (47-20) (18-12 SEC, T-2ND EAST)</b>      |                              |   |          |
| <b>College World Series</b>                      |                              |   |          |
| <b>NCAA Gainesville Super Regional Champions</b> |                              |   |          |
| <b>NCAA Gainesville Regional Champions</b>       |                              |   |          |
| <b>Coach: Kevin O'Sullivan</b>                   |                              |   |          |
| 2/17   | CAL STATE FULLERTON          | W | 7-3      |
| 2/18   | CAL STATE FULLERTON          | W | 5-2      |
| 2/19   | CAL STATE FULLERTON          | L | 5-8      |
| 2/21   | BETHUNE-COOKMAN              | W | 8-6      |
| 2/22   | CENTRAL FLORIDA              | W | 8-0      |
| 2/24   | WILLIAM & MARY               | W | 4-1      |
| 2/25   | WILLIAM & MARY               | W | 5-1      |
| 2/26   | WILLIAM & MARY               | W | 5-3      |
| 3/2  | Miami (Fla.)                 | W | 7-5      |
| 3/3  | Miami (Fla.)                 | W | 13-5     |
| 3/4  | Miami (Fla.)                 | W | 8-5      |
| 3/6  | FLORIDA ATLANTIC             | W | 16-1     |
| 3/7  | FLORIDA A&M                  | W | 15-2     |
| 3/9  | FLORIDA GULF COAST           | W | 4-2      |
| 3/10   | FLORIDA GULF COAST           | W | 8-3      |
| 3/11   | FLORIDA GULF COAST           | W | 3-2      |
| 3/13   | FLORIDA STATE                | W | 9-2      |
| 3/16   | VANDERBILT*                  | W | 10-2     |
| 3/17   | VANDERBILT*                  | W | 5-1      |
| 3/18   | VANDERBILT*                  | W | 8-2      |
| 3/20   | SAMFORD                      | W | 5-3      |
| 3/22   | South Carolina*              | L | 3-9      |
| 3/23   | South Carolina*              | W | 8-2      |
| 3/24   | South Carolina*              | W | 5-4      |
| 3/27   | Florida State (Jacksonville) | W | 4-1      |
| 3/30   | Ole Miss*                    | L | 0-3      |
| 3/31   | Ole Miss*                    | W | 9-4      |
| 4/1  | Ole Miss*                    | L | 6-7      |
| 4/3  | North Florida                | L | 5-10     |
| 4/5  | LOUISIANA STATE*             | L | 6-7      |
| 4/6  | LOUISIANA STATE*             | W | 7-0      |
| 4/7  | LOUISIANA STATE*             | L | 7-8      |
| 4/10   | Florida State                | W | 6-3      |
| 4/13   | Tennessee*                   | W | 3-1      |
| 4/14   | Tennessee*                   | L | 4-5      |
| 4/15   | Tennessee*                   | W | 8-1      |
| 4/17   | GEORGIA SOUTHERN             | W | 8-2      |
| 4/20   | GEORGIA*                     | W | 3-2 (16) |
| 4/21   | GEORGIA*                     | L | 3-5      |
| 4/22   | GEORGIA*                     | W | 6-3      |
| 4/24   | SOUTH FLORIDA                | L | 3-5      |
| 4/25   | BETHUNE-COOKMAN              | W | 10-1     |
| 4/27   | ARKANSAS*                    | W | 3-2      |
| 4/28   | ARKANSAS*                    | L | 1-5      |
| 4/29   | ARKANSAS*                    | L | 1-3 (10) |

## FLORIDA IN THE FINAL POLLS

| YEAR                                    | COLLEGIATE BASEBALL* | YEAR  | NCBWA*   |      |                 |   |      |
|---|----------------------|---|--|------|-----------------|---|------|
| 1962                                    | 13th                 | 2002  | 21st   |      |                 |   |      |
| 1963                                    | 24th                 | 2004  | 16th   |      |                 |   |      |
| 1967                                    | 19th                 | 2005  | 2nd  |      |                 |   |      |
| 1968                                    | 27th                 | 2009  | 14th   |      |                 |   |      |
| 1977                                    | 13th                 | 2010  | 8th  |      |                 |   |      |
| 1979                                    | 19th                 | 2011  | 2nd  |      |                 |   |      |
| 1981                                    | 15th                 | 2012  | 6th  |      |                 |   |      |
| 1984                                    | 28th                 | 2014  | 25th   |      |                 |   |      |
| 1985                                    | 11th                 | 2015  | 3rd  |      |                 |   |      |
| 1988                                    | 6th                  | *Since 2001   |  |      |                 |   |      |
| 1991                                    | 4th                  | <b>YEAR</b>   |  |      |                 |   |      |
| 1992                                    | 16th                 | <b>D1 BASEBALL*</b>   |  |      |                 |   |      |
| 1994                                    | 21st                 | 2015  | 3rd  |      |                 |   |      |
| 1996                                    | 3rd                  | *Since 2015   |  |      |                 |   |      |
| 1997                                    | 20th                 | <b>GATORS AT NO. 1</b>  |  |      |                 |   |      |
| 1998                                    | 7th                  | Entering 2016, Florida has been ranked No. 1 75 times by six different polls. Here's an overview of the Gators when they've been on top of the polls: |  |      |                 |   |      |
| 2000                                    | 17th                 | <b>POLL</b>   |  |      |                 |   |      |
| 2002                                    | 20th                 | <b>DATES (# POLLS)</b>  |  |      |                 |   |      |
| 2004                                    | 18th                 | Baseball America  | 2/24 & 3/2/92 (2)<br>4/29 & 5/6/96 (2)<br>1/27, 2/21, 2/28, 3/7, 3/14, 3/21 & 5/30/11 (7)<br>1/24, 2/20, 2/27, 3/5, 3/12, 3/19, 3/26, 4/2, 5/28/12 (9)                           |      |                 |   |      |
| 2005                                    | 2nd                  | D1 Baseball   | 3/9 & 3/16/15 (2)  |      |                 |   |      |
| 2009                                    | 13th                 | Collegiate Baseball   | One week period in 1962<br>2/20/89 (1)<br>2/6, 2/13, 2/20/06 (3)<br>2/21, 2/28, 3/7, 3/14, 3/21, 5/30, 6/7, 6/13/11 (8)<br>12/19, 2/20, 2/27, 3/5, 3/12, 3/19, 3/26, 6/11/12 (8) |      |                 |   |      |
| 2010                                    | 8th                  | NCBWA   | 2/6, 2/13, 2/20/06 (3)<br>2/28, 3/7, 3/21/11 (3)<br>1/27, 2/20, 2/27, 3/5, 3/12, 3/19, 3/26, 4/2, 4/16, 5/28, 6/5, 6/11/12 (12)  |      |                 |   |      |
| 2011                                    | 2nd                  | Sporting News 4/8/96 (1)  |  |      |                 |   |      |
| 2012                                    | 3rd                  | USA Today/ESPN 2/28, 3/7, 3/14, 3/21/11 (4)<br>1/26, 2/20, 3/5, 3/12, 3/19, 3/26, 4/2, 4/16, 5/28/12 (9)  |  |      |                 |   |      |
| 2014                                    | 18th                 | <b>YEAR</b>   |  |      |                 |   |      |
| 2015                                    | 3rd                  | <b>USA TODAY/ESPN*</b>  |  |      |                 |   |      |
| *Since 1981                             |                      |   |  |      |                 |   |      |
| 1992                                    | 13th                 | 5/3   | Kentucky*  | W    | 5-3             |   |      |
| 1994                                    | 23rd                 | 5/4   | Kentucky*  | W    | 5-1             |   |      |
| 1996                                    | 3rd                  | 5/5   | Kentucky*  | L    | 1-2             |   |      |
| 1997                                    | 18th                 | 5/8   | NORTH FLORIDA  | W    | 4-3 (11)        |   |      |
| 1998                                    | 7th                  | 5/11  | MISSISSIPPI STATE*   | W    | 4-3 (11)        |   |      |
| 2000                                    | 21st                 | 5/12  | MISSISSIPPI STATE*   | L    | 0-2             |   |      |
| 2002                                    | 15th                 | 5/13  | MISSISSIPPI STATE*   | W    | 2-1             |   |      |
| 2004                                    | 16th                 | 5/15  | Samford  | L    | 7-12            |   |      |
| 2005                                    | 2nd                  | 5/17  | Auburn*  | W    | 6-0             |   |      |
| 2009                                    | 13th                 | 5/18  | Auburn*  | W    | 10-1            |   |      |
| 2010                                    | 8th                  | 5/19  | Auburn*  | L    | 4-5             |   |      |
| 2011                                    | 2nd                  | <b>SEC Tournament (Hoover, Ala.)</b>  |  |      |                 |   |      |
| 2012                                    | 6th                  | 5/22  | Auburn   | W    | 6-1             |   |      |
| 2014                                    | 24th                 | 5/24  | Vanderbilt   | L    | 1-2             |   |      |
| 2015                                    | 3rd                  | 5/25  | South Carolina   | W    | 7-2             |   |      |
| *Since 1992                             |                      |   |  | 5/26 | Vanderbilt      | L | 6-8  |
| <b>NCAA Gainesville (Fla.) Regional</b> |                      |   |  | 6/1  | BETHUNE-COOKMAN | W | 4-0  |
|   |                      |   |  | 6/2  | GEORGIA TECH    | W | 6-2  |
|   |                      |   |  | 6/3  | GEORGIA TECH    | W | 15-3 |

|   |  |   |          |
|---|--|---|----------|
| 2002  | 21st   |   |          |
| 2004  | 16th   |   |          |
| 2005  | 2nd  |   |          |
| 2009  | 14th   |   |          |
| 2010  | 8th  |   |          |
| 2011  | 2nd  |   |          |
| 2012  | 6th  |   |          |
| 2014  | 25th   |   |          |
| 2015  | 3rd  |   |          |
| *Since 2001   |  |   |          |
| <b>YEAR</b>   |  |   |          |
| <b>D1 BASEBALL*</b>   |  |   |          |
| 2015  | 3rd  |   |          |
| *Since 2015   |  |   |          |
| <b>GATORS AT NO. 1</b>  |  |   |          |
| Entering 2016, Florida has been ranked No. 1 75 times by six different polls. Here's an overview of the Gators when they've been on top of the polls: |  |   |          |
| <b>POLL</b>   |  |   |          |
| <b>DATES (# POLLS)</b>  |  |   |          |
| Baseball America  | 2/24 & 3/2/92 (2)<br>4/29 & 5/6/96 (2)<br>1/27, 2/21, 2/28, 3/7, 3/14, 3/21 & 5/30/11 (7)<br>1/24, 2/20, 2/27, 3/5, 3/12, 3/19, 3/26, 4/2, 5/28/12 (9)                           |   |          |
| D1 Baseball   | 3/9 & 3/16/15 (2)  |   |          |
| Collegiate Baseball   | One week period in 1962<br>2/20/89 (1)<br>2/6, 2/13, 2/20/06 (3)<br>2/21, 2/28, 3/7, 3/14, 3/21, 5/30, 6/7, 6/13/11 (8)<br>12/19, 2/20, 2/27, 3/5, 3/12, 3/19, 3/26, 6/11/12 (8) |   |          |
| NCBWA   | 2/6, 2/13, 2/20/06 (3)<br>2/28, 3/7, 3/21/11 (3)<br>1/27, 2/20, 2/27, 3/5, 3/12, 3/19, 3/26, 4/2, 4/16, 5/28, 6/5, 6/11/12 (12)  |   |          |
| Sporting News   | 4/8/96 (1)   |   |          |
| USA Today/ESPN  | 2/28, 3/7, 3/14, 3/21/11 (4)<br>1/26, 2/20, 3/5, 3/12, 3/19, 3/26, 4/2, 4/16, 5/28/12 (9)  |   |          |
| <b>YEAR</b>   |  |   |          |
| <b>USA TODAY/ESPN*</b>  |  |   |          |
| 1992  | 13th   |   |          |
| 1994  | 23rd   |   |          |
| 1996  | 3rd  |   |          |
| 1997  | 18th   |   |          |
| 1998  | 7th  |   |          |
| 2000  | 21st   |   |          |
| 2002  | 15th   |   |          |
| 2004  | 16th   |   |          |
| 2005  | 2nd  |   |          |
| 2009  | 13th   |   |          |
| 2010  | 8th  |   |          |
| 2011  | 2nd  |   |          |
| 2012  | 3rd  |   |          |
| 2014  | 18th   |   |          |
| 2015  | 3rd  |   |          |
| *Since 1981   |  |   |          |
| <b>YEAR</b>   |  |   |          |
| <b>USA TODAY/ESPN*</b>  |  |   |          |
| 1992  | 13th   |   |          |
| 1994  | 23rd   |   |          |
| 1996  | 3rd  |   |          |
| 1997  | 18th   |   |          |
| 1998  | 7th  |   |          |
| 2000  | 21st   |   |          |
| 2002  | 15th   |   |          |
| 2004  | 16th   |   |          |
| 2005  | 2nd  |   |          |
| 2009  | 13th   |   |          |
| 2010  | 8th  |   |          |
| 2011  | 2nd  |   |          |
| 2012  | 3rd  |   |          |
| 2014  | 18th   |   |          |
| 2015  | 3rd  |   |          |
| *Since 1992   |  |   |          |
| 5/3   | Kentucky*  | W | 5-3      |
| 5/4   | Kentucky*  | W | 5-1      |
| 5/5   | Kentucky*  | L | 1-2      |
| 5/8   | NORTH FLORIDA  | W | 4-3 (11) |
| 5/11  | MISSISSIPPI STATE*   | W | 4-3 (11) |
| 5/12  | MISSISSIPPI STATE*   | L | 0-2      |
| 5/13  | MISSISSIPPI STATE*   | W | 2-1      |
| 5/15  | Samford  | L | 7-12     |
| 5/17  | Auburn*  | W | 6-0      |
| 5/18  | Auburn*  | W | 10-1     |
| 5/19  | Auburn*  | L | 4-5      |
| <b>SEC Tournament (Hoover, Ala.)</b>  |  |   |          |
| 5/22  | Auburn   | W | 6-1      |
| 5/24  | Vanderbilt   | L | 1-2      |
| 5/25  | South Carolina   | W | 7-2      |
| 5/26  | Vanderbilt   | L | 6-8      |
| <b>NCAA Gainesville (Fla.) Regional</b>   |  |   |          |
| 6/1   | BETHUNE-COOKMAN  | W | 4-0      |
| 6/2   | GEORGIA TECH   | W | 6-2      |
| 6/3   | GEORGIA TECH   | W | 15-3     |

# YEAR-BY-YEAR RESULTS & SCORES

|      |                                 |   |          |
|------|---------------------------------|---|----------|
| 3/2  | MIAMI (Fla.)                    | W | 6-4      |
| 3/3  | MIAMI (Fla.)                    | W | 6-3      |
| 3/5  | Jacksonville                    | W | 8-5      |
| 3/6  | JACKSONVILLE                    | W | 7-6      |
| 3/8  | INDIANA                         | L | 1-4      |
| 3/9  | INDIANA                         | W | 6-4      |
| 3/10 | INDIANA                         | L | 4-7      |
| 3/12 | FLORIDA STATE                   | L | 1-4      |
| 3/15 | KENTUCKY*                       | W | 4-1      |
| 3/16 | KENTUCKY*                       | L | 5-11     |
| 3/17 | KENTUCKY*                       | L | 2-6      |
| 3/19 | NORTH FLORIDA                   | W | 9-4      |
| 3/22 | Vanderbilt*                     | W | 7-1      |
| 3/23 | Vanderbilt*                     | L | 1-6      |
| 3/24 | Vanderbilt*                     | L | 4-5 (7)  |
| 3/26 | Florida State (Jacksonville)    | L | 1-2      |
| 3/29 | OLE MISS*                       | L | 3-4 (11) |
| 3/30 | OLE MISS*                       | W | 7-0      |
| 3/31 | OLE MISS*                       | W | 4-0      |
| 4/2  | CENTRAL FLORIDA                 | W | 5-3      |
| 4/5  | Mississippi State*              | L | 3-7      |
| 4/6  | Mississippi State*              | L | 0-2      |
| 4/7  | Mississippi State*              | W | 8-3      |
| 4/9  | Florida State                   | W | 4-3      |
| 4/11 | SOUTH CAROLINA*                 | W | 3-2      |
| 4/12 | SOUTH CAROLINA*                 | W | 4-3      |
| 4/13 | SOUTH CAROLINA*                 | W | 14-5     |
| 4/16 | Florida Gulf Coast (Fort Myers) | W | 5-3      |
| 4/19 | Missouri*                       | W | 8-6      |
| 4/20 | Missouri*                       | W | 4-3 (15) |
| 4/21 | Missouri*                       | L | 2-8      |
| 4/23 | SOUTH FLORIDA                   | W | 12-1     |
| 4/26 | TENNESSEE*                      | W | 7-2      |
| 4/27 | TENNESSEE*                      | W | 3-2 (10) |
| 4/28 | TENNESSEE*                      | L | 2-4      |
| 5/2  | Louisiana State*                | L | 2-3      |
| 5/3  | Louisiana State*                | L | 0-5      |
| 5/4  | Louisiana State*                | L | 6-18     |
| 5/6  | FLORIDA A&M                     | W | 22-1     |
| 5/7  | FLORIDA ATLANTIC                | W | 7-1      |
| 5/10 | AUBURN*                         | L | 4-7      |
| 5/11 | AUBURN*                         | W | 5-4      |
| 5/12 | AUBURN*                         | L | 1-4      |
| 5/16 | Georgia*                        | W | 4-2      |
| 5/17 | Georgia*                        | L | 1-3      |
| 5/18 | Georgia*                        | L | 2-9      |

**SEC Tournament (Hoover, Ala.)**

|      |           |   |     |
|------|-----------|---|-----|
| 5/21 | Texas A&M | L | 3-6 |
|------|-----------|---|-----|

**NCAA Bloomington (Ind.) Regional**

|      |             |   |     |
|------|-------------|---|-----|
| 5/31 | Austin Peay | L | 3-4 |
| 6/1  | Valparaiso  | L | 4-5 |

**2014 (40-23) (21-9 SEC, 1ST EAST)**

**NCAA Gainesville Regional**

**SEC Champions**

**SEC Eastern Division Champions**

**Coach: Kevin O'Sullivan**

|      |                                 |   |          |
|------|---------------------------------|---|----------|
| 2/14 | MARYLAND                        | W | 4-0      |
| 2/15 | MARYLAND                        | L | 7-9      |
| 2/16 | MARYLAND                        | W | 8-5 (8)  |
| 2/18 | CENTRAL FLORIDA                 | W | 5-1      |
| 2/19 | NORTH FLORIDA                   | W | 8-7      |
| 2/21 | Miami (Fla.)                    | L | 4-6      |
| 2/22 | Miami (Fla.)                    | L | 2-5      |
| 2/23 | Miami (Fla.)                    | W | 6-4      |
| 2/27 | FLORIDA GULF COAST              | L | 1-2      |
| 2/28 | ILLINOIS                        | L | 0-6      |
| 3/1  | FLORIDA GULF COAST              | W | 4-0      |
| 3/2  | ILLINOIS                        | L | 1-5      |
| 3/4  | Southern Miss (Pensacola)       | W | 4-2      |
| 3/7  | CONNECTICUT                     | W | 1-0 (11) |
| 3/8  | CONNECTICUT                     | W | 2-1 (10) |
| 3/9  | CONNECTICUT                     | W | 6-5 (10) |
| 3/12 | ILLINOIS STATE                  | W | 13-5     |
| 3/14 | ARKANSAS*                       | W | 2-1      |
| 3/15 | ARKANSAS*                       | W | 1-0      |
| 3/16 | ARKANSAS*                       | L | 3-9      |
| 3/18 | FLORIDA STATE                   | W | 3-1      |
| 3/21 | Texas A&M*                      | W | 5-3 (11) |
| 3/22 | Texas A&M*                      | L | 4-5      |
| 3/23 | Texas A&M*                      | L | 3-4 (11) |
| 3/25 | Florida State (Jacksonville)    | W | 4-1      |
| 3/29 | LOUISIANA STATE*                | W | 2-1      |
| 3/29 | LOUISIANA STATE*                | W | 6-2      |
| 3/30 | LOUISIANA STATE*                | W | 11-7     |
| 4/1  | FLORIDA ATLANTIC                | L | 4-5 (11) |
| 4/4  | Kentucky*                       | L | 1-17     |
| 4/5  | Kentucky*                       | W | 11-10    |
| 4/6  | Kentucky*                       | L | 8-9      |
| 4/8  | Florida State                   | W | 8-0      |
| 4/11 | South Carolina*                 | L | 1-4      |
| 4/12 | South Carolina*                 | W | 4-3 (13) |
| 4/13 | South Carolina*                 | W | 6-5      |
| 4/15 | Florida Gulf Coast (Fort Myers) | W | 7-1      |
| 4/19 | GEORGIA*                        | W | 3-2      |
| 4/19 | GEORGIA*                        | W | 8-1      |
| 4/20 | GEORGIA*                        | W | 10-3     |

|      |               |   |          |
|------|---------------|---|----------|
| 4/22 | JACKSONVILLE  | L | 1-3      |
| 4/23 | FLORIDA A&M   | L | 3-4      |
| 4/25 | MISSOURI*     | W | 7-1      |
| 4/26 | MISSOURI*     | W | 5-0      |
| 4/27 | MISSOURI*     | W | 6-5 (10) |
| 5/2  | Alabama*      | W | 7-3      |
| 5/3  | Alabama*      | W | 4-3      |
| 5/4  | Alabama*      | W | 13-3     |
| 5/6  | MERCER        | L | 2-4      |
| 5/8  | VANDERBILT*   | W | 1-0      |
| 5/9  | VANDERBILT*   | L | 0-3      |
| 5/10 | VANDERBILT*   | L | 2-16     |
| 5/13 | SOUTH FLORIDA | W | 8-2      |
| 5/15 | Tennessee*    | W | 6-5 (11) |
| 5/16 | Tennessee*    | W | 4-2      |
| 5/17 | Tennessee*    | L | 5-7      |

**SEC Tournament (Hoover, Ala.)**

|      |                   |   |     |
|------|-------------------|---|-----|
| 5/21 | Kentucky          | L | 2-4 |
| 5/22 | South Carolina    | W | 7-2 |
| 5/23 | Mississippi State | W | 5-1 |
| 5/24 | Kentucky          | W | 6-5 |
| 5/25 | Louisiana State   | L | 0-2 |

**NCAA Gainesville (Fla.) Regional**

|      |                       |   |     |
|------|-----------------------|---|-----|
| 5/30 | COLLEGE OF CHARLESTON | L | 2-3 |
| 5/31 | NORTH CAROLINA        | L | 2-5 |

**2015 (52-18) (19-11 SEC, 2ND EAST)**

**College World Series**

**NCAA Gainesville Super Regional Champions**

**NCAA Gainesville Regional Champions**

**SEC Tournament Champions**

**Coach: Kevin O'Sullivan**

|      |                              |   |           |
|------|------------------------------|---|-----------|
| 2/13 | RHODE ISLAND                 | W | 9-1       |
| 2/14 | RHODE ISLAND                 | W | 22-3      |
| 2/15 | RHODE ISLAND                 | W | 6-1       |
| 2/18 | South Florida                | W | 13-3      |
| 2/20 | MIAMI (Fla.)                 | W | 4-3       |
| 2/21 | MIAMI (Fla.)                 | L | 2-7       |
| 2/22 | MIAMI (Fla.)                 | W | 2-1       |
| 2/24 | Florida Atlantic (Pensacola) | W | 10-8      |
| 2/27 | STONY BROOK                  | W | 1-0       |
| 2/28 | STONY BROOK                  | W | 14-3      |
| 3/1  | STONY BROOK                  | W | 6-2       |
| 3/3  | Central Florida              | L | 3-4       |
| 3/4  | CENTRAL FLORIDA              | W | 10-2      |
| 3/6  | MAINE                        | W | 5-0       |
| 3/7  | MAINE                        | W | 6-1       |
| 3/8  | MAINE                        | W | 5-3       |
| 3/10 | FAIRFIELD                    | W | 8-7       |
| 3/11 | FAIRFIELD                    | W | 6-1       |
| 3/13 | TENNESSEE*                   | L | 3-6       |
| 3/14 | TENNESSEE*                   | W | 8-3       |
| 3/15 | TENNESSEE*                   | W | 9-4       |
| 3/17 | FLORIDA STATE                | W | 14-8      |
| 3/20 | Ole Miss*                    | L | 1-4       |
| 3/21 | Ole Miss*                    | L | 2-5       |
| 3/21 | Ole Miss*                    | W | 8-4       |
| 3/24 | Stetson                      | W | 9-6       |
| 3/27 | ALABAMA*                     | L | 9-12 (10) |
| 3/27 | ALABAMA*                     | W | 8-1       |
| 3/28 | ALABAMA*                     | W | 7-4       |
| 3/31 | Florida State (Jacksonville) | L | 3-8       |
| 4/3  | Missouri*                    | W | 5-1       |
| 4/4  | Missouri*                    | L | 1-10      |
| 4/5  | Missouri*                    | L | 3-5       |
| 4/7  | STETSON                      | W | 22-2      |
| 4/10 | SOUTH CAROLINA*              | W | 14-3      |
| 4/11 | SOUTH CAROLINA*              | W | 12-5      |
| 4/12 | SOUTH CAROLINA*              | W | 12-2      |
| 4/14 | Florida State                | L | 3-4 (12)  |
| 4/17 | Mississippi State*           | W | 6-3       |
| 4/18 | Mississippi State*           | W | 2-1       |
| 4/19 | Mississippi State*           | W | 10-5      |
| 4/21 | BETHUNE-COOKMAN              | W | 2-1       |
| 4/24 | KENTUCKY*                    | L | 0-3       |
| 4/25 | KENTUCKY*                    | L | 6-7       |
| 4/26 | KENTUCKY*                    | W | 10-1      |
| 5/1  | Georgia*                     | L | 1-11      |
| 5/2  | Georgia*                     | W | 3-2       |
| 5/3  | Georgia*                     | W | 7-4       |
| 5/5  | SOUTH FLORIDA                | W | 5-1       |
| 5/7  | Vanderbilt*                  | L | 0-2       |
| 5/8  | Vanderbilt*                  | W | 7-3       |
| 5/9  | Vanderbilt*                  | W | 9-7 (10)  |
| 5/14 | AUBURN*                      | L | 1-4       |
| 5/15 | AUBURN*                      | W | 4-3       |
| 5/16 | AUBURN*                      | W | 3-1       |

**SEC Tournament (Hoover, Ala.)**

|      |                 |   |          |
|------|-----------------|---|----------|
| 5/20 | Arkansas        | L | 6-7      |
| 5/21 | Auburn          | W | 11-2     |
| 5/22 | Arkansas        | W | 10-0 (7) |
| 5/23 | Louisiana State | W | 2-1      |
| 5/24 | Vanderbilt      | W | 7-3      |

**NCAA Gainesville (Fla.) Regional**


|      |                  |   |      |
|------|------------------|---|------|
| 5/29 | FLORIDA A&M      | W | 19-0 |
| 5/30 | SOUTH FLORIDA    | W | 8-2  |
| 5/31 | FLORIDA ATLANTIC | W | 2-1  |

**NCAA Gainesville (Fla.) Super Regional**

|     |               |   |      |
|-----|---------------|---|------|
| 6/5 | FLORIDA STATE | W | 13-5 |
| 6/6 | FLORIDA STATE | W | 11-4 |

**College World Series (Omaha, Neb.)**

|      |              |   |      |
|------|--------------|---|------|
| 6/13 | Miami (Fla.) | W | 15-3 |
| 6/15 | Virginia     | L | 0-1  |
| 6/17 | Miami (Fla.) | W | 10-2 |
| 6/19 | Virginia     | W | 10-5 |
| 6/20 | Virginia     | L | 4-5  |



**2016 GATOR BASEBALL**  
RECORDS

# FLORIDA INDIVIDUAL & TEAM RECORDS

## INDIVIDUAL BATTING - GAME

**At Bats:** 9, John Fuller vs. Auburn (4/23/72, 20 inn.)  
**At Bats (9-Inning Game):** 8, C.J. Smith, Mario Garza and Justin Tordi vs. USF (3/25/03) & Chris Wiggs vs. Miami (Fla.) (2/17/94)  
**At Bats (inning):** 3, Ben Harrison vs. Savannah State (2/7/01, 2nd) & Allen Trammell vs. Kentucky (3/16/65, 6th)  
**Runs:** 7, Mario Garza vs. Siena (2/27/02)  
**Runs (inning):** 3, Ben Harrison vs. Savannah State (2/7/01, 2nd) & Allen Trammell vs. Kentucky (3/16/65, 6th)  
**Hits:** 5, 33 players, most recently by JJ Schwarz vs. Stetson (4/7/15)  
**Hits (inning):** 3, Ben Harrison vs. Savannah State (2/7/01, 2nd) & Allen Trammell vs. Kentucky (3/16/65, 6th)  
**Runs Batted In:** 11, Preston Tucker vs. UCF (4/8/09)  
**Runs Batted In (inning):** 8, Allen Trammell vs. Kentucky (3/16/65, 6th)  
**Doubles:** 4, David Eckstein vs. Bethune-Cookman (4/10/96)  
**Doubles (inning):** 2, Vickash Ramjit vs. South Carolina (4/13/13, 6th), Billy Minnis vs. Alabama (3/19/89, 6th) & Allen Trammell vs. Kentucky (3/16/65, 6th)  
**Triples:** 3, Maury Hurt vs. Tennessee (4/28/56) & Haywood Sullivan vs. Georgia Tech (4/18/51)  
**Home Runs:** 4, JJ Schwarz vs. Stetson (4/7/15)  
**Home Runs (consec. at bats):** 3, JJ Schwarz vs. Stetson (4/7/15), Preston Tucker vs. UCF (4/8/09), Brian Leclerc vs. Florida A&M (2/15/05) & Ryan Shealy vs. Ole Miss (3/15/02)  
**Grand Slams:** 2, Zack Powers vs. Duke (2/17/13) & Preston Tucker vs. UCF (4/8/09)  
**Total Bases:** 18, JJ Schwarz vs. Stetson (4/7/15)  
**Total Bases (inning):** 8, Matt Goss and Ryan Shealy vs. Ole Miss (3/15/02, 6th) & Allen Trammell vs. Kentucky (3/16/65, 6th)  
**Hitting for the Cycle:** 3, Derek Nicholson vs. Kentucky (4/3/98) and Tennessee (3/29/98) & David Eckstein vs. Georgia State (2/9/96)  
**Walks:** 5, three times, most recently Matt LaPorta vs. Tennessee (5/18/07)  
**Hit by Pitches:** 3, 5x, most recently Richie Martin vs. Florida A&M (5/29/15)  
**Strikeouts:** 5, Travis Andre vs. LSU (3/22/96) & Brandon Marsters vs. Miami (Fla.) (2/17/95)  
**Stolen Bases:** 6, Tom Moore vs. Georgia (3/30/62)  
**Stolen Bases (inning):** 3, Mark Ellis vs. Bethune-Cookman (4/7/99, 1st), Brian Duva vs. Valdosta State (3/23/93, 1st) & Tom Moore vs. Georgia (3/30/62, 7th)

## MISCELLANEOUS INDIVIDUAL RECORDS

**Longest Hitting Streak:** 29 games, Tim Olson (3/5-4/22/00)  
**Consecutive Hits:** 8, Kurt Keene (5/8-5/11/99)  
**Consecutive Games Reaching Base:** 159, Brad Wilkerson (2/3/96-3/28/98)  
**Consecutive Games Reaching Base Safely:** 141, Brad Wilkerson (3/10/96-3/28/98)  
**Consecutive Games with a Home Run:** 5, Matt LaPorta, (3/24-4/1/07)

## TEAM PITCHING - SEASON (SINCE 1961 UNLESS NOTED)

**Lowest Earned Run Average:** 2.20, 1968  
**Highest Earned Run Average:** 6.01, 2001  
**Saves (since 1977):** 20, 2014  
**Complete Games:** 27, 1978  
**Shutouts:** 11, 2011  
**Innings:** 644.0, 2011  
**Hits Allowed:** 694, 2000  
**Runs Allowed:** 448, 2000  
**Fewest Runs Allowed:** 110, 1968  
**Earned Runs Allowed:** 376, 2000  
**Fewest Earned Runs Allowed:** 77, 1961  
**Walks:** 303, 1987, 1989 & 1992  
**Fewest Walks:** 93, 1963  
**Fewest Walks Per 9 Innings:** 1.81, 2011  
**Strikeouts:** 592, 1998  
**Strikeouts Per 9 Innings:** 9.25, 1998  
**Most Home Runs Allowed:** 73, 1989  
**Fewest Home Runs Allowed:** 9, 1973  
**Opposing Batting Average:** .202, 1967  
**Wild Pitches (since 1977):** 68, 2001  
**Hit Batters (since 1979):** 74, 2013  
**Pickoffs (since 1990):** 34, 2000

## INDIVIDUAL PITCHING - GAME

**Innings:** 11.2, Kerry Kellogg vs. USF (4/19/79)  
**Innings in Relief:** 11.0, Doug Corbett vs. Auburn (4/22/72)  
**Innings in a Shutout:** 11.0, Bob Kowalski vs. Stetson (3/11/72)  
**Hits Allowed:** 18, Bill Saap vs. Camp Blanding (3/31/45)  
**Runs Allowed:** 12, Matt McClendon vs. Alabama (3/7/98)  
**Earned Runs Allowed:** 10, four times, most recently Bryan Augenstein vs. South Carolina (4/6/07)  
**Walks:** 9, Marc Valdes vs. Miami (Fla.) (2/27/93) & Vanderbilt (4/11/92)  
**Strikeouts:** 18, Earl Stephens vs. Miami (Fla.) (4/5/47, 10 inn.)  
**Strikeouts (9-Inning Game):** 17, Kelly Prior vs. Auburn (3/18/67) & Dennis Aust vs. Vanderbilt (4/22/61)  
**Consecutive Batters Retired:** 27, Brian Johnson (10 vs. USF, 2/18/11 & 17 vs. Boston College, 2/24/11)

## MISCELLANEOUS INDIVIDUAL RECORDS

**Consecutive Wins:** 12, Russ Kibler (2/3-5/11/84)  
**Consecutive Complete Games:** 12, Doug Corbett (Entire 1974 season)  
**Consecutive Scoreless Innings:** 30, Kelly Prior (3rd inning, 4/23/66 - 7th inning, 5/13/66)  
**Consecutive Shutouts:** 2, seven times, most recently by Marc Valdes (5/1 & 5/8/93)  
**Consecutive 10+ Strikeout Games:** 3, Dale "Smoke" Willis (4/20-5/4/56)  
**Consecutive Appearances:** 13, Connor Falkenbach (4/23-5/14/05)

## TEAM FIELDING - SEASON (SINCE 1977 UNLESS NOTED)

**Highest Fielding Percentage:** .984, 2015  
**Lowest Fielding Percentage (since 1948):** .905, 1955  
**Total Chances:** 2,850, 2005  
**Putouts:** 60 vs. Auburn (4/22/72, 20 inn.)  
**Assists:** 838, 2005  
**Double Plays:** 75, 2004  
**Errors:** 123, 1998

## TEAM FIELDING - GAME

**Putouts:** 60 vs. Auburn (4/22/72, 20 inn.)  
**Assists:** 23 vs. Vanderbilt (5/21/05)  
**Errors:** 11, vs. Georgia (3/17/79) & vs. Rollins (5/12/50)


## INDIVIDUAL FIELDING - GAME

**Putouts:** 20, Vickash Ramjit vs. Georgia (4/20/12, 16 inn.)  
**Assists:** 14, Kevin Polcovich vs. Tennessee (4/27/91) (NCAA Record)  
**Errors:** 4, numerous times, last by Tim Olson vs. Miami (Fla.) (2/12/00)

## FLORIDA NO-HIT PERFORMANCES

| Date    | Pitcher (s)  | Opponent         | Score (Inn.) |
|---------|--|------------------|--------------|
| 3/18/49 | Bob Adams (7.0)  | North Carolina   | 6-0 (7)      |
| 5/3/58  | Sid Smith (7.2)<br>Tim Tworney (1.1)   | Georgia Tech     | 3-1 (9)      |
| 3/11/64 | Don Pendley (3.0)<br>Dan Griffin (3.0)<br>Richard Phillips (3.0)<br>Dan Eggart (4.0) | Florida Southern | 1-0 (13)     |
| 3/10/73 | Mike Newman (9.0)  | Florida Southern | 1-0 (9)      |
| 4/22/78 | Pete Teixeira (7.0)  | Kentucky         | 1-0 (7)      |
| 5/23/91 | John Burke (9.0)   | Furman*          | 2-0 (9)      |
| 3/19/93 | Doug Brennan (7.0)<br>Chris Nelson (2.0)   | Pace             | 16-0 (9)     |
| 6/1/12  | Jonathon Crawford (9.0)  | Bethune-Cookman& | 4-0 (9)      |

\*NCAA East Regional, Gainesville, Fla.  
 &NCAA Gainesville Regional



Before Jonathon Crawford's heroics in the 2012 NCAA Gainesville Regional, the Gators' last nine-inning no-hitter had been thrown by John Burke against Furman in the NCAA East Regional on May 23, 1991.



Zack Powers became the second player in school history with two grand slams in one game when he totaled nine RBI in a 16-5 victory over Duke on Feb. 17, 2013.

# FLORIDA TEAM RECORDS

## TEAM RECORDS - SEASON

**Games Played:** 72, 1991 (51-21) & 2011 (53-19)  
**Wins:** 53, 2011 (53-19)  
**Losses:** 30, 1990 (29-30), 2007 (29-30), 2013 (29-30)  
**Consecutive Wins:** 18, (2/21-3/22/12)  
**Consecutive Losses:** 9, (5/4-5/23/73)  
**Home Wins:** 35, 1998 (35-5)  
**Home Losses:** 17, 2007 (17-17)  
**Consecutive Home Wins:** 24, (4/24/10-3/8/11)  
**Consecutive Season-Opening Wins:** 11 (2/2-3/1/02 & 2/4-2/19/89)  
**Consecutive Season-Opening Losses:** 4 (2/21-3/4/75 & 3/4-3/10/71)  
**SEC Wins:** 22, 2010 & 2011 (22-8)  
**SEC Losses:** 20, 2006 (10-20)  
**Highest Won-Lost Percentage (min. 25 games):** .815, 1952 (21-4-2)  
**Lowest Won-Lost Percentage (min. 25 games):** .420, 1948 (10-14-1)  
**Highest SEC Won-Lost Percentage:** .875, 1968 (14-2)  
**Lowest SEC Won-Lost Percentage:** .125, 1946 (1-7)

## MISCELLANEOUS TEAM RECORDS

**Consecutive Games Without Being Shutout:** 268, (3/11/95-4/7/99)  
**Consecutive Base Hits:** 9, vs. Stetson (4/11/01) & Kentucky (3/17/65)  
**Consecutive Batters Reaching Safely:** 20, vs. Kentucky (4/4/98, 1st and 2nd innings)  
**Consecutive Scoreless Innings - UF:** 30, (3/2-3/9/68)  
**Consecutive Scoreless Innings - Opponent:** 45, (5/17-5/25/68)  
**Consecutive Shutouts - UF:** 2, 25x, last 3/30 & 3/31/13  
**Consecutive Shutouts - Opponent:** 5, (5/17-5/25/68)

## TEAM BATTING - SEASON (SINCE 1961 UNLESS NOTED)

**Batting Average:** .346, 2002  
**At Bats:** 2,460, 2011  
**Runs:** 633, 2002  
**Runs Per Game:** 9.73, 2002  
**Hits:** 825, 2002  
**Hits Per Game:** 12.69, 2002  
**Runs Batted In:** 567, 2002  
**Doubles:** 159, 1998  
**Triples:** 31, 1979  
**Home Runs:** 132, 1998  
**Total Bases:** 1,353, 1998  
**Slugging Percentage:** .591, 1998  
**Walks:** 372, 1984  
**Hit by Pitches (since 1986):** 84, 2003  
**Strikeouts:** 515, 2005  
**Sacrifices (since 1985):** 64, 2011  
**Sacrifice Flies (since 1985):** 48, 2000  
**Stolen Bases:** 148, 2001

## TEAM BATTING - GAME

**At Bats:** 66 vs. Auburn (4/22/72, 20 inn.)  
**At Bats (9-Inning Game):** 53 vs. Siena (2/27/02)  
**At Bats (inning):** 22 vs. Kentucky (3/17/65, 6th)  
**Runs:** 35 vs. Savannah State (2/7/01)  
**Runs (inning):** 18, vs. Savannah State (2/7/01, 2nd) & Kentucky (3/17/65, 6th)  
**Innings with one or more runs:** 9 vs. Tennessee (4/29/60)  
**Hits:** 31 vs. Siena (2/27/02)  
**Hits (inning):** 12 vs. Ole Miss (3/28/97, 7th)  
**Runs Batted In:** 34 vs. Savannah State (2/7/01)  
**Doubles:** 10 vs. Hofstra (2/23/03)  
**Triples:** 4 vs. Tennessee (4/28/56)  
**Home Runs:** 7, vs. Stetson (4/7/15), Miami (Fla.) (2/7/98), Kentucky (3/25/79) & Vanderbilt (4/11/78)  
**Home Runs (inning):** 4 vs. Ole Miss (3/15/02, 6th)  
**Total Bases:** 50 vs. Kentucky (4/4/98)  
**Walks:** 19 vs. Temple (3/6/79)  
**Stolen Bases:** 12 vs. Auburn (3/25/50)  
**Runners Left on Base:** 24 vs. Tampa (2/9/85)

## MISCELLANEOUS GAME RECORDS

**Innings:** 20, Auburn (4/22/72)  
**Margin of Victory:** 34 vs. Savannah State (2/7/01, 35-1)  
**Margin of Defeat:** 22 vs. Clemson (3/19/74, 24-2)  
**Shutout:** 31 vs. Georgia State (2/9/96)  
**Most Players Used:** 24 vs. Rollins (3/1/60)  
**Most Pitchers Used:** 9, vs. Army (3/26/02) & Florida Southern (3/4/67, 3/6/65)  
**Longest Game:** 5:12 vs. LSU (3/22/96, 16 inn.)  
**Longest 9-Inning Game:** 5:10 vs. College of Charleston (3/12/02)  
**Shortest Game:** 1:12 vs. Kentucky (4/17/76)  
**Shortest 9-Inning Game:** 1:48 vs. Georgia (5/1/94)  
**Largest Deficit Overcome:** 10, Miami (Ohio) (3/23/72, 14-13)

## MARGINS

### LARGEST WIN

|    |                     |      |         |             |
|----|---------------------|------|---------|-------------|
| 34 | Savannah State      | 35-1 | 2/7/01  | Gainesville |
| 31 | Georgia State       | 31-0 | 2/9/96  | Gainesville |
| 28 | Siena               | 31-3 | 2/27/02 | Gainesville |
| 26 | Pfeiffer            | 27-1 | 1963    | Gainesville |
| 24 | Charleston Southern | 25-1 | 2/2/02  | Gainesville |
| 24 | Fordham             | 25-1 | 3/15/00 | Gainesville |
| 24 | Alabama             | 27-3 | 3/19/89 | Gainesville |
| 24 | Kentucky            | 25-1 | 1965    | Gainesville |
| 24 | Georgia             | 27-3 | 1964    | Gainesville |
| 23 | Baltimore           | 23-0 | 3/31/80 | Gainesville |

### LARGEST SEC WIN

|    |                   |       |         |             |
|----|-------------------|-------|---------|-------------|
| 24 | Alabama           | 27-3  | 3/19/89 | Gainesville |
| 24 | Kentucky          | 25-1  | 1965    | Gainesville |
| 24 | Georgia           | 27-3  | 1964    | Gainesville |
| 22 | Kentucky          | 22-0  | 1957    | Lexington   |
| 22 | Kentucky          | 32-10 | 4/4/98  | Lexington   |
| 19 | Kentucky          | 19-0  | 5/16/03 | Gainesville |
| 19 | Ole Miss          | 24-5  | 3/15/02 | Gainesville |
| 19 | Tennessee         | 28-9  | 1960    | Knoxville   |
| 18 | Mississippi State | 18-0  | 4/9/11  | Starkville  |
| 18 | Kentucky          | 18-0  | 4/8/00  | Lexington   |

### LARGEST NON-CONFERENCE WIN

|    |                     |      |         |             |
|----|---------------------|------|---------|-------------|
| 34 | Savannah State      | 35-1 | 2/7/01  | Gainesville |
| 31 | Georgia State       | 31-0 | 2/9/96  | Gainesville |
| 28 | Siena               | 31-3 | 2/27/02 | Gainesville |
| 26 | Pfeiffer            | 27-1 | 1963    | Gainesville |
| 24 | Charleston Southern | 25-1 | 2/2/02  | Gainesville |
| 24 | Fordham             | 25-1 | 3/15/00 | Gainesville |
| 23 | Baltimore           | 23-0 | 3/31/80 | Gainesville |
| 22 | SUNY-Stony Brook    | 22-0 | 4/7/82  | Gainesville |
| 22 | Hofstra             | 28-6 | 2/23/03 | Gainesville |
| 21 | Ashland             | 22-1 | 3/29/83 | Gainesville |
| 21 | Siena               | 23-2 | 4/7/80  | Gainesville |

### LARGEST DEFEAT

|    |                   |      |         |              |
|----|-------------------|------|---------|--------------|
| 22 | Clemson           | 24-2 | 3/19/74 | Gainesville  |
| 18 | Mississippi State | 20-2 | 5/5/00  | Starkville   |
| 17 | South Carolina    | 21-4 | 3/26/06 | Columbia     |
| 16 | Kentucky          | 17-1 | 4/14/14 | Lexington    |
| 16 | Miami (Fla.)      | 17-1 | 2/5/00  | Coral Gables |
| 16 | Georgia           | 20-4 | 1955    | Gainesville  |
| 16 | Alabama           | 17-1 | 1948    | Gainesville  |
| 16 | Tampa             | 23-7 | 1947    | Gainesville  |
| 16 | Rollins           | 22-6 | 1947    | Gainesville  |
| 16 | Alabama           | 16-0 | 1927    | Tuscaloosa   |

### LARGEST SEC DEFEAT

|    |                   |      |         |             |
|----|-------------------|------|---------|-------------|
| 18 | Mississippi State | 20-2 | 5/5/00  | Starkville  |
| 17 | South Carolina    | 21-4 | 3/26/06 | Columbia    |
| 16 | Kentucky          | 17-1 | 4/14/14 | Lexington   |
| 16 | Georgia           | 20-4 | 1955    | Gainesville |
| 16 | Alabama           | 17-1 | 1948    | Gainesville |
| 16 | Alabama           | 16-0 | 1927    | Tuscaloosa  |
| 15 | Georgia           | 16-1 | 5/13/89 | SEC Tourney |
| 15 | South Carolina    | 17-2 | 4/18/98 | Columbia    |
| 14 | Vanderbilt        | 16-2 | 4/2/06  | Gainesville |
| 14 | Mississippi State | 18-4 | 4/14/90 | Gainesville |
| 14 | LSU               | 18-4 | 3/1/86  | Gainesville |
| 14 | Alabama           | 16-2 | 1949    | Gainesville |

### LARGEST NON-CONFERENCE DEFEAT

|    |               |      |         |               |
|----|---------------|------|---------|---------------|
| 22 | Clemson       | 24-2 | 3/19/74 | Gainesville   |
| 16 | Tampa         | 23-7 | 1947    | Gainesville   |
| 16 | Miami (Fla.)  | 17-1 | 2/5/00  | Coral Gables  |
| 16 | Rollins       | 22-6 | 1947    | Gainesville   |
| 14 | Miami (Fla.)  | 19-5 | 2/15/04 | Coral Gables  |
| 14 | Florida State | 14-0 | 3/1/75  | Tallahassee   |
| 13 | Virginia      | 14-1 | 5/24/85 | NCAA Regional |
| 13 | Florida State | 20-7 | 5/4/79  | Tallahassee   |

# FLORIDA INDIVIDUAL SEASON BATTING & FIELDING RECORDS

## BATTING

\*All batting records since 1961 (min. 100 AB) unless otherwise noted

### GAMES PLAYED

|     |                   |                 |
|-----|-------------------|-----------------|
| 1.  | Preston Tucker    | 72, 2011        |
|     | Mike Zunino       | 72, 2011        |
| 3.  | Josh Adams        | 71, 2011        |
|     | Nolan Fontana     | 71, 2011        |
|     | Daniel Pigott     | 71, 2011        |
|     | Adam Davis        | 71, 2005        |
|     | Brian Jeroloman   | 71, 2005        |
|     | Brent Killen      | 71, 1991        |
|     | Brian Purvis      | 71, 1991        |
| 10. | Richie Martin     | 70, 2015        |
|     | <b>JJ Schwarz</b> | <b>70, 2015</b> |
|     | Jeff Corsaletti   | 70, 2005        |
|     | Matt LaPorta      | 70, 2005        |
|     | Justin Tordi      | 70, 2005        |
|     | Herbert Perry     | 70, 1991        |

### GAMES STARTED

|    |                   |                 |
|----|-------------------|-----------------|
| 1. | Preston Tucker    | 72, 2011        |
| 2. | Josh Adams        | 71, 2011        |
|    | Nolan Fontana     | 71, 2011        |
|    | Adam Davis        | 71, 2005        |
|    | Brian Jeroloman   | 71, 2005        |
|    | Brian Purvis      | 71, 1991        |
| 7. | Richie Martin     | 70, 2015        |
|    | <b>JJ Schwarz</b> | <b>70, 2015</b> |
|    | Mike Zunino       | 70, 2011        |
|    | Jeff Corsaletti   | 70, 2005        |
|    | Matt LaPorta      | 70, 2005        |
|    | Justin Tordi      | 70, 2005        |
|    | Brent Killen      | 70, 1991        |

### BATTING AVERAGE

|     |                |            |
|-----|----------------|------------|
| 1.  | Allen Trammell | .425, 1965 |
| 2.  | Pat Osborn     | .414, 2002 |
| 3.  | Brad Wilkerson | .407, 1996 |
| 4.  | Scott Ruskin   | .406, 1984 |
| 5.  | Mark Kiger     | .403, 2002 |
|     | Jason Dill     | .403, 2001 |
| 7.  | Matt LaPorta   | .402, 2007 |
| 8.  | Scott Lusader  | .400, 1985 |
| 9.  | Tim Olson      | .394, 2000 |
| 10. | Javier Ortiz   | .392, 1982 |

### AT BATS

|     |                       |                  |
|-----|-----------------------|------------------|
| 1.  | David Eckstein        | 302, 1996        |
| 2.  | Adam Davis            | 294, 2005        |
| 3.  | Dave Majeski          | 288, 1991        |
| 4.  | Preston Tucker        | 286, 2011        |
| 5.  | <b>Dalton Guthrie</b> | <b>282, 2015</b> |
|     | <b>Buddy Reed</b>     | <b>282, 2015</b> |
|     | Kurt Keene            | 282, 2000        |
| 8.  | Mark Kiger            | 280, 2000        |
| 9.  | Jeff Corsaletti       | 279, 2005        |
| 10. | David Eckstein        | 276, 1997        |

### RUNS SCORED

|    |                |          |
|----|----------------|----------|
| 1. | Mark Kiger     | 90, 2002 |
| 2. | Brad Wilkerson | 86, 1998 |
| 3. | David Eckstein | 85, 1997 |
| 4. | Brad Wilkerson | 82, 1997 |
| 5. | Mark Kiger     | 78, 2000 |
|    | Ned Brigham    | 78, 1989 |
| 7. | Avery Barnes   | 76, 2009 |
|    | David Eckstein | 76, 1996 |
| 9. | Mike Zunino    | 75, 2011 |
|    | Adam Davis     | 75, 2005 |
|    | Matt LaPorta   | 75, 2005 |

### HITS

|    |                 |           |
|----|-----------------|-----------|
| 1. | Mark Kiger      | 104, 2002 |
|    | Pat Osborn      | 104, 2002 |
| 3. | Kurt Keene      | 103, 2000 |
| 4. | David Eckstein  | 102, 1996 |
| 5. | Jeff Corsaletti | 100, 2005 |
| 6. | Ryan Shealy     | 99, 2002  |
| 7. | Mike Zunino     | 98, 2011  |
|    | Brad Wilkerson  | 98, 1996  |
| 9. | Tim Olson       | 97, 2000  |
|    | Casey Smith     | 97, 1998  |
|    | Chuck Hazzard   | 97, 1996  |

### DOUBLES

|     |                  |          |
|-----|------------------|----------|
| 1.  | Mike Zunino      | 28, 2012 |
| 2.  | Preston Tucker   | 23, 2011 |
|     | Mike Zunino      | 23, 2011 |
|     | Greg Catalanotte | 23, 1998 |
|     | Mike Moberg      | 23, 1990 |
|     | Chris Lombardozi | 23, 1985 |
| 7.  | Brad Wilkerson   | 22, 1996 |
|     | Mario Linares    | 22, 1991 |
|     | Rodney Brewer    | 22, 1987 |
| 10. | Daniel Pigott    | 21, 2011 |
|     | David Ross       | 21, 1998 |
|     | Rodney Brewer    | 21, 1986 |
|     | Scott Ruskin     | 21, 1984 |

### TRIPLES

|    |                |          |
|----|----------------|----------|
| 1. | Brian Duva     | 11, 1993 |
|    | Rob Teegarden  | 11, 1979 |
| 3. | John Dunlap    | 7, 1983  |
|    | Jim Watkins    | 7, 1978  |
| 5. | Avery Barnes   | 6, 2009  |
|    | Tripp MacKay   | 6, 1994  |
|    | Mike Moberg    | 6, 1988  |
|    | Albie Scoggins | 6, 1982  |
|    | Bernie Haskins | 6, 1963  |
|    | Lowell Rushing | 6, 1950  |

### HOME RUNS

|    |                |                |
|----|----------------|----------------|
| 1. | Matt LaPorta   | 26, 2005       |
| 2. | Ryan Shealy    | 23, 2002       |
|    | Brad Wilkerson | 23, 1997, 1998 |
| 5. | Matt LaPorta   | 20, 2007       |
| 6. | Mike Zunino    | 19, 2011, 2012 |
|    | Tony Socarras  | 19, 2000       |
|    | David Ross     | 19, 1998       |
|    | Dave Falcone   | 19, 1981       |

### RUNS BATTED IN

|     |                   |                 |
|-----|-------------------|-----------------|
| 1.  | Preston Tucker    | 85, 2009        |
| 2.  | Ryan Shealy       | 80, 2002        |
| 3.  | Matt LaPorta      | 79, 2005        |
| 4.  | Pat Osborn        | 76, 2002        |
|     | Brad Wilkerson    | 76, 1997        |
| 6.  | Tim Olson         | 75, 2000        |
| 7.  | Preston Tucker    | 74, 2011        |
|     | Dave Falcone      | 74, 1981        |
|     | Tony Stevens      | 74, 1979        |
| 10. | <b>JJ Schwarz</b> | <b>73, 2015</b> |

### TOTAL BASES

|     |                   |                  |
|-----|-------------------|------------------|
| 1.  | Ryan Shealy       | 186, 2002        |
| 2.  | Matt LaPorta      | 185, 2005        |
| 3.  | Brad Wilkerson    | 181, 1997        |
| 4.  | Mike Zunino       | 178, 2011        |
| 5.  | Pat Osborn        | 174, 2002        |
| 6.  | Tim Olson         | 169, 2000        |
| 7.  | Brad Wilkerson    | 165, 1998        |
| 8.  | Mike Zunino       | 164, 2012        |
|     | Chuck Hazzard     | 164, 1996        |
| 10. | <b>JJ Schwarz</b> | <b>161, 2015</b> |
|     | Derek Nicholson   | 161, 1998        |

### SLUGGING PERCENTAGE

|     |                |            |
|-----|----------------|------------|
| 1.  | Matt LaPorta   | .817, 2007 |
| 2.  | Brad Wilkerson | .767, 1997 |
| 3.  | Brad Wilkerson | .743, 1998 |
| 4.  | Scott Ruskin   | .714, 1984 |
| 5.  | Ryan Shealy    | .713, 2002 |
| 6.  | Joey Fernandez | .704, 1987 |
| 7.  | Matt LaPorta   | .698, 2005 |
|     | Dave Falcone   | .698, 1981 |
| 9.  | Pat Osborn     | .693, 2002 |
| 10. | Jim Yonker     | .689, 1981 |

### WALKS

|    |                  |          |
|----|------------------|----------|
| 1. | Brad Wilkerson   | 85, 1998 |
| 2. | Brian Reimsnyder | 78, 1989 |
| 3. | Brad Wilkerson   | 76, 1996 |
| 4. | Albie Scoggins   | 66, 1982 |
| 5. | Brad Wilkerson   | 63, 1997 |
| 6. | Brent Killen     | 62, 1992 |
| 7. | Mark Kiger       | 60, 2002 |
| 8. | Jason Dill       | 59, 2000 |
|    | Chris Lombardozi | 59, 1985 |
|    | Chuck Sandberg   | 59, 1979 |

### HIT BY PITCH (SINCE 1986)

|    |                 |          |
|----|-----------------|----------|
| 1. | David Eckstein  | 25, 1997 |
| 2. | Matt LaPorta    | 19, 2007 |
| 3. | Brian Rose      | 18, 2003 |
|    | Steve Zerr      | 18, 1989 |
| 5. | Richie Martin   | 16, 2015 |
|    | Bryson Smith    | 16, 2011 |
|    | Jimmy Bell      | 16, 1990 |
| 8. | Matt den Dekker | 14, 2009 |
|    | Brian Rose      | 14, 2001 |
|    | Tim Olson       | 14, 2000 |

### STRIKEOUTS (SINCE 1977)

|     |               |          |
|-----|---------------|----------|
| 1.  | Brian Purvis  | 71, 1991 |
| 2.  | Ted Rich      | 67, 1992 |
| 3.  | Matt LaPorta  | 65, 2005 |
|     | Brian Leclerc | 65, 2005 |
| 5.  | Justin Tordi  | 64, 2005 |
|     | Tony Socarras | 64, 2000 |
| 7.  | Mario Linares | 63, 1988 |
| 8.  | Gavin Dickey  | 61, 2005 |
|     | Bo Composano  | 61, 1991 |
| 10. | Tony Stevens  | 59, 1980 |

### SACRIFICE BUNTS (SINCE 1985)

|    |                   |                 |
|----|-------------------|-----------------|
| 1. | <b>Buddy Reed</b> | <b>14, 2014</b> |
|    | Josh Adams        | 13, 2011        |
|    | Aaron Sobieraj    | 13, 2002        |
| 4. | Nolan Fontana     | 11, 2011        |
| 5. | Cody Dent         | 10, 2012, 2013  |
|    | Daniel Pigott     | 10, 2011        |
|    | Justin Tordi      | 10, 2005        |
|    | Brian Jeroloman   | 10, 2004        |
|    | Mark Kiger        | 10, 2002        |
|    | John Brantley     | 10, 1988        |
|    | Mike Moberg       | 10, 1988        |
|    | John Dunlap       | 10, 1982        |

### SACRIFICE FLIES (SINCE 1985)

|    |                 |          |
|----|-----------------|----------|
| 1. | Taylor Gushue   | 11, 2014 |
|    | Mike Zunino     | 11, 2012 |
| 3. | Nolan Fontana   | 9, 2011  |
|    | Mark Kiger      | 9, 2000  |
|    | Brad Wilkerson  | 9, 1997  |
| 6. | Justin Shafer   | 8, 2012  |
|    | Derek Nicholson | 8, 1998  |
|    | Lance Hodges    | 8, 1987  |
| 9. | Matt den Dekker | 7, 2009  |
|    | Cole Figueroa   | 7, 2008  |
|    | Matt LaPorta    | 7, 2005  |
|    | Kurt Keene      | 7, 2000  |
|    | Jason Dill      | 7, 1998  |
|    | Mario Linares   | 7, 1988  |

### STOLEN BASES

|     |                |          |
|-----|----------------|----------|
| 1.  | Nick Belmonte  | 42, 1976 |
| 2.  | Jim Watkins    | 37, 1979 |
| 3.  | Kevin Estrada  | 35, 2001 |
|     | David Eckstein | 35, 1997 |
| 5.  | David Eckstein | 34, 1996 |
|     | Brian Duva     | 34, 1993 |
| 7.  | Roger Holt     | 32, 1977 |
| 8.  | Aaron Davidson | 30, 2001 |
|     | Brian Duva     | 30, 1994 |
| 10. | Jim Watkins    | 28, 1978 |
|     | Robert Forbes  | 28, 1948 |

### ON-BASE PERCENTAGE (SINCE 1986)

|     |                  |            |
|-----|------------------|------------|
| 1.  | Matt LaPorta     | .582, 2007 |
| 2.  | Brad Wilkerson   | .547, 1996 |
| 3.  | Brad Wilkerson   | .538, 1998 |
| 4.  | Mark Kiger       | .522, 2002 |
| 5.  | Brad Wilkerson   | .508, 1997 |
| 6.  | Jason Dill       | .503, 2001 |
| 7.  | Pat Osborn       | .492, 2002 |
| 8.  | Brian Reimsnyder | .487, 1989 |
| 9.  | Joey Fernandez   | .486, 1987 |
| 10. | Steve Lombardozi | .485, 1981 |

## FIELDING

\*All fielding records since 1977 unless otherwise noted

### PUTOUTS

|     |                |           |
|-----|----------------|-----------|
| 1.  | Matt LaPorta   | 719, 2005 |
| 2.  | Ryan Shealy    | 605, 2002 |
| 3.  | Brent Killen   | 599, 1991 |
| 4.  | Chuck Sandberg | 561, 1979 |
| 5.  | David Ross     | 559, 1998 |
| 6.  | Mike Zunino    | 532, 2011 |
| 7.  | Chris Kokinda  | 524, 1995 |
| 8.  | Brent Killen   | 521, 1992 |
| 9.  | Vickash Ramjit | 505, 2013 |
| 10. | C.J. Smith     | 501, 2003 |

### ASSISTS

|     |                 |           |
|-----|-----------------|-----------|
| 1.  | Adam Davis      | 269, 2005 |
| 2.  | David Eckstein  | 255, 1997 |
| 3.  | David Eckstein  | 243, 1996 |
| 4.  | Justin Tordi    | 240, 2005 |
| 5.  | Justin Tordi    | 235, 2004 |
| 6.  | Kevin Polcovich | 232, 1991 |
| 7.  | John Tamargo    | 220, 1996 |
| 8.  | Nolan Fontana   | 209, 2011 |
| 9.  | Mark Kiger      | 207, 2002 |
| 10. | Brent Addison   | 204, 1989 |


### DOUBLE PLAYS (SINCE 1986)

|    |                |          |
|----|----------------|----------|
| 1. | Matt LaPorta   | 63, 2005 |
| 2. | Justin Tordi   | 58, 2005 |
|    | Brent Killen   | 58, 1991 |
| 4. | C.J. Smith     | 55, 2004 |
|    | David Eckstein | 55, 1997 |
|    | Tommy Edwards  | 55, 1987 |
| 7. | Justin Tordi   | 54, 2004 |
| 8. | David Eckstein | 53, 1996 |
| 9. | Adam Davis     | 52, 2005 |
|    | Brent Killen   | 52, 1992 |

### ERRORS

|    |                  |          |
|----|------------------|----------|
| 1. | Kevin Polcovich  | 34, 1991 |
| 2. | Roger Holt       | 28, 1977 |
| 3. | Brent Addison    | 25, 1989 |
|    | Chris Lombardozi | 25, 1985 |
|    | Rory Alonzo      | 25, 1984 |
| 6. | Herbert Perry    | 24, 1989 |
| 7. | Aaron Sobieraj   | 23, 2000 |
|    | Ty Martin        | 23, 1997 |
|    | Scott Clemo      | 23, 1985 |
|    | Bruce Crabbe     | 23, 1983 |
|    | Larry Hall       | 23, 1979 |

Active Gators in **BOLD**



The MVP of the 1988 SEC Tourney claimed by the Gators, Brian Reimsnyder drew a then-school-record 78 walks the following year.

# FLORIDA INDIVIDUAL SEASON PITCHING RECORDS

## PITCHING

\*All pitching records since 1961 (min. 1 IP per game) unless otherwise noted

### APPEARANCES

|     |                   |          |
|-----|-------------------|----------|
| 1.  | Connor Falkenbach | 51, 2005 |
| 2.  | Paul Rigdon       | 42, 1996 |
| 3.  | Josh Fogg         | 41, 1997 |
| 4.  | Josh Fogg         | 40, 1998 |
| 5.  | Ryan Harris       | 37, 2013 |
|     | John Pricher      | 37, 1992 |
| 7.  | Nick Maronde      | 36, 2011 |
|     | Ben Grezlovski    | 36, 1999 |
|     | John Pricher      | 36, 1991 |
| 10. | Greg Larson       | 35, 2012 |
|     | Josh Edmondson    | 35, 2006 |
|     | Connor Falkenbach | 35, 2004 |
|     | Danny Wheeler     | 35, 1994 |

### GAMES STARTED

|    |                    |                 |
|----|--------------------|-----------------|
| 1. | John Kaufman       | 21, 1996        |
|    | Jeff Gidcumb       | 21, 1988        |
| 3. | Marc Valdes        | 20, 1991        |
| 4. | <b>Logan Shore</b> | <b>19, 2015</b> |
|    | Hudson Randall     | 19, 2011        |
|    | Karsten Whitson    | 19, 2011        |
|    | Tommy Boss         | 19, 2005        |
|    | Alan Horne         | 19, 2005        |
|    | Justin Hoyman      | 19, 2004        |
|    | Brad Wilkerson     | 19, 1998        |
|    | Matt McClendon     | 19, 1997        |
|    | Marc Valdes        | 19, 1992        |

### COMPLETE GAMES

|    |                 |          |
|----|-----------------|----------|
| 1. | Doug Corbett    | 12, 1974 |
| 2. | Russ Kibler     | 11, 1984 |
|    | Rich Bombard    | 11, 1982 |
| 4. | Jeff Gidcumb    | 10, 1988 |
|    | Scott Ruskin    | 10, 1985 |
| 6. | Marc Valdes     | 9, 1991  |
|    | Jeff Fischer    | 9, 1985  |
|    | Nick Krnisch    | 9, 1982  |
|    | Randy O'Neal    | 9, 1981  |
|    | Pete Teixeira   | 9, 1978  |
|    | Ross Baumgarten | 9, 1977  |

### SOLO SHUTOUTS

|    |                      |         |
|----|----------------------|---------|
| 1. | Doug Corbett         | 5, 1974 |
| 2. | Wayne Rogers         | 4, 1970 |
| 3. | Danny Wheler         | 3, 1995 |
|    | John Burke           | 3, 1991 |
|    | Pete Teixeira        | 3, 1978 |
| 6. | 15 players tied with | 2       |

### EARNED RUN AVERAGE

|     |                  |            |
|-----|------------------|------------|
| 1.  | Burt Touchberry  | 0.81, 1957 |
| 2.  | Charles Anderson | 0.88, 1964 |
| 3.  | Wayne Rogers     | 0.91, 1968 |
| 4.  | Dan Griffin      | 0.92, 1964 |
| 5.  | Charles Anderson | 1.24, 1963 |
| 6.  | Glen Pickren     | 1.29, 1968 |
| 7.  | Taylor Lewis     | 1.33, 2015 |
| 8.  | Wes Larson       | 1.45, 1956 |
| 9.  | Jim Biggart      | 1.46, 1962 |
| 10. | Bruce Baker      | 1.51, 1975 |

### EARNED RUN AVERAGE (SINCE 1974 ALUM. BATS)

|     |               |            |
|-----|---------------|------------|
| 1.  | Taylor Lewis  | 1.33, 2015 |
| 2.  | Bruce Baker   | 1.51, 1975 |
| 3.  | Rich Rice     | 1.55, 1983 |
| 4.  | Kevin Chapman | 1.65, 2010 |
| 5.  | Doug Brennan  | 1.75, 1992 |
| 6.  | Doug Corbett  | 1.76, 1974 |
| 7.  | Craig Pippin  | 1.97, 1978 |
|     | Doug Corbett  | 1.97, 1973 |
| 9.  | Shane Spears  | 2.01, 1994 |
| 10. | Kerry Kellogg | 2.02, 1978 |

### WINS

|    |              |          |
|----|--------------|----------|
| 1. | Jeff Gidcumb | 16, 1988 |
| 2. | Alex Hart    | 13, 2002 |
|    | Marc Valdes  | 13, 1991 |
| 4. | Johnny Wiggs | 12, 1989 |

|    |                    |                 |
|----|--------------------|-----------------|
|    | Russ Kibler        | 12, 1984        |
|    | Doug Corbett       | 12, 1974        |
| 7. | <b>Logan Shore</b> | <b>11, 2015</b> |
|    | Hudson Randall     | 11, 2011        |
|    | Alex Panteliodis   | 11, 2010        |
|    | Justin Hoyman      | 11, 2004        |
|    | Brad Wilkerson     | 11, 1997        |
|    | John Kaufman       | 11, 1996        |
|    | Darren McClellan   | 11, 1995        |
|    | Johnny Wiggs       | 11, 1988        |
|    | Rich Bombard       | 11, 1982        |
|    | Jim Courier        | 11, 1969        |

### LOSSES

|    |                   |               |
|----|-------------------|---------------|
| 1. | Bryan Ball        | 9, 2006       |
|    | Mike Smalley      | 9, 2000       |
| 3. | Ben Grezlovski    | 8, 1999       |
|    | Craig Pippin      | 8, 1975, 1976 |
|    | John Chappell     | 8, 1975       |
|    | Doug Corbett      | 8, 1971       |
| 8. | Billy Bullock     | 7, 2007       |
|    | Connor Falkenbach | 7, 2004       |
|    | Doug Brennan      | 7, 1993       |
|    | Jeff Gidcumb      | 7, 1988       |

### WINNING PERCENTAGE (MIN. 10 DECISIONS)

|     |               |                   |
|-----|---------------|-------------------|
| 1.  | Russ Kibler   | .923 (12-1), 1984 |
| 2.  | Justin Hoyman | .846 (11-2), 2004 |
|     | Jim Courier   | .846 (11-2), 1969 |
| 4.  | Alan Horne    | .833 (10-2), 2005 |
|     | Joey Simon    | .833 (10-2), 2000 |
|     | Ron Scott     | .833 (10-2), 1991 |
|     | Dan Eggart    | .833 (10-2), 1963 |
| 8.  | Paul Rigdon   | .818 (9-2), 1996  |
|     | Rich Bombard  | .818 (9-2), 1981  |
| 10. | Alex Hart     | .813 (13-3), 2002 |

### WINNING PERCENTAGE (MIN. 6 DECISIONS)

|    |                 |                   |
|----|-----------------|-------------------|
| 1. | Jim Biggart     | 1.000 (7-0), 1962 |
|    | Greg Larson     | 1.000 (6-0), 2012 |
|    | Kenny Birch     | 1.000 (6-0), 2000 |
|    | Eddie Rojas     | 1.000 (6-0), 2000 |
| 5. | Russ Kibler     | .923 (12-1), 1984 |
| 6. | Karsten Whitson | .889 (8-1), 2011  |
|    | Patrick Keating | .889 (8-1), 2008  |
|    | Darren O'Day    | .889 (8-1), 2004  |
|    | David Lee       | .889 (8-1), 1985  |
|    | Ron Crum        | .889 (8-1), 1978  |

### SAVES (SINCE 1977)

|    |                  |          |
|----|------------------|----------|
| 1. | Josh Fogg        | 13, 1998 |
|    | Danny Wheeler    | 13, 1994 |
| 3. | Johnny Magliozzi | 12, 2013 |
|    | Austin Maddox    | 12, 2012 |
|    | John Pricher     | 12, 1991 |
| 6. | Kevin Chapman    | 11, 2010 |
|    | Billy Bullock    | 11, 2009 |
|    | John Pricher     | 11, 1992 |
| 9. | Paul Rigdon      | 10, 1996 |
|    | Jamie McAndrew   | 10, 1988 |

### INNINGS PITCHED

|     |                   |             |
|-----|-------------------|-------------|
| 1.  | Jeff Gidcumb      | 151.2, 1988 |
| 2.  | Marc Valdes       | 140.1, 1991 |
| 3.  | Justin Hoyman     | 139.2, 2004 |
| 4.  | Rob Bonanno       | 135.1, 1994 |
| 5.  | Marc Valdes       | 131.2, 1992 |
| 6.  | Johnny Wiggs      | 131.1, 1989 |
| 7.  | Connor Falkenbach | 126.2, 2004 |
| 8.  | John Kaufman      | 125.0, 1996 |
| 9.  | Hudson Randall    | 124.1, 2011 |
| 10. | Brad Wilkerson    | 123.0, 1998 |

### HITS ALLOWED

|     |                   |           |
|-----|-------------------|-----------|
| 1.  | Jeff Gidcumb      | 148, 1988 |
| 2.  | Matt McClendon    | 145, 1998 |
| 3.  | Brad Wilkerson    | 134, 1998 |
| 4.  | Connor Falkenbach | 130, 2004 |
| 5.  | Tommy Boss        | 126, 2005 |
|     | Marc Valdes       | 126, 1991 |
| 7.  | Bryan Augenstein  | 125, 2007 |
| 8.  | Johnny Wiggs      | 123, 1989 |
|     | Rich Bombard      | 123, 1982 |
| 10. | Alan Horne        | 122, 2005 |
|     | Chuck Dale        | 121, 1979 |

### HITS PER 9 INNINGS

|     |                  |            |
|-----|------------------|------------|
| 1.  | Jim Biggart      | 4.20, 1962 |
| 2.  | Dan Griffin      | 4.95, 1964 |
| 3.  | Kelly Prior      | 5.03, 1965 |
| 4.  | Nick Maronde     | 5.65, 2011 |
| 5.  | Adrian Zabala    | 5.76, 1964 |
| 6.  | Danny Wheeler    | 5.81, 1994 |
| 7.  | Tony Davis       | 5.93, 2009 |
|     | Charlie Anderson | 5.93, 1964 |
| 9.  | John Burke       | 5.97, 1991 |
| 10. | Kelly Prior      | 5.98, 1966 |

### HITS PER 9 INNINGS (SINCE 1974)

|     |                  |            |
|-----|------------------|------------|
| 1.  | Nick Maronde     | 5.65, 2011 |
| 2.  | Danny Wheeler    | 5.81, 1994 |
| 3.  | Tony Davis       | 5.93, 2009 |
| 4.  | John Burke       | 5.97, 1991 |
| 5.  | Rich Rice        | 6.02, 1983 |
| 6.  | Bryan Jefferson  | 6.21, 1984 |
| 7.  | Shawn Fawbush    | 6.38, 1983 |
| 8.  | Alex Hart        | 6.57, 2002 |
| 9.  | Josh Fogg        | 6.63, 1997 |
| 10. | Darren McClellan | 6.93, 1993 |

### STRIKEOUTS

|     |                  |           |
|-----|------------------|-----------|
| 1.  | Rob Bonanno      | 148, 1994 |
| 2.  | Brad Wilkerson   | 136, 1998 |
| 3.  | John Burke       | 135, 1991 |
| 4.  | Marc Valdes      | 129, 1992 |
| 5.  | Darren McClellan | 126, 1995 |
|     | Jeff Gidcumb     | 126, 1988 |
| 7.  | Marc Valdes      | 119, 1993 |
| 8.  | Josh Fogg        | 114, 1998 |
| 9.  | Russ Kibler      | 111, 1984 |
| 10. | Rob Bonanno      | 110, 1993 |

### STRIKEOUTS PER 9 INNINGS

|     |                  |                   |
|-----|------------------|-------------------|
| 1.  | John Burke       | 13.25, 1998       |
| 2.  | Josh Fogg        | 12.17, 1990       |
| 3.  | <b>A.J. Puk</b>  | <b>12.0, 2015</b> |
| 4.  | Dale Willis      | 11.9, 1956        |
| 5.  | Steven Rodriguez | 11.75, 2012       |
| 6.  | John Burke       | 11.68, 1991       |
| 7.  | Danny Wheeler    | 11.46, 1994       |
| 8.  | John Pricher     | 11.4, 1992        |
| 9.  | Dennis Aust      | 10.36, 1961       |
| 10. | John Kaufman     | 10.33, 1994       |

### WALKS ISSUED

|    |                |          |
|----|----------------|----------|
| 1. | Brad Wilkerson | 69, 1998 |
| 2. | Marc Valdes    | 68, 1992 |
|    | Johnny Wiggs   | 68, 1989 |
| 4. | Craig Pippin   | 66, 1975 |
| 5. | John Burke     | 65, 1992 |
|    | Ken Sebree     | 65, 1987 |
| 7. | Ken Sebree     | 61, 1986 |
| 8. | John Chappell  | 60, 1975 |
| 9. | Marc Valdes    | 59, 1993 |
|    | Jeff Gidcumb   | 59, 1988 |

### WALKS ISSUED PER 9 INNINGS

|     |                    |            |
|-----|--------------------|------------|
| 1.  | George Reed        | 0.54, 1951 |
| 2.  | Tommy Boss         | 0.71, 2004 |
| 3.  | Bobby Poyner       | 0.85, 2015 |
|     | Connor Falkenbach  | 0.85, 2004 |
| 5.  | Hudson Randall     | 0.94, 2011 |
| 6.  | Hudson Randall     | 0.96, 2012 |
| 7.  | Danny Wheeler      | 0.98, 1996 |
| 8.  | Glen Pickren       | 1.11, 1968 |
| 9.  | Connor Falkenbach  | 1.23, 2003 |
| 10. | Anthony DeSclafani | 1.24, 2011 |

### WALKS ISSUED PER 9 INNINGS (SINCE 1974)

|     |                    |            |
|-----|--------------------|------------|
| 1.  | Tommy Boss         | 0.71, 2004 |
| 2.  | Connor Falkenbach  | 0.85, 2004 |
| 3.  | Hudson Randall     | 0.94, 2011 |
| 4.  | Hudson Randall     | 0.96, 2012 |
| 5.  | Danny Wheeler      | 0.98, 1996 |
| 6.  | Connor Falkenbach  | 1.23, 2003 |
| 7.  | Anthony DeSclafani | 1.24, 2011 |
| 8.  | Alex Panteliodis   | 1.29, 2011 |
| 9.  | Josh Edmondson     | 1.34, 2006 |
| 10. | Mike Pete          | 1.39, 2003 |

### BATTERS FACED (SINCE 1985)

|     |                  |           |
|-----|------------------|-----------|
| 1.  | Marc Valdes      | 603, 1991 |
| 2.  | Marc Valdes      | 578, 1992 |
| 3.  | Brad Wilkerson   | 567, 1998 |
| 4.  | Rob Bonanno      | 566, 1994 |
| 5.  | Marc Valdes      | 546, 1993 |
| 6.  | Matt McClendon   | 544, 1998 |
| 7.  | Justin Hoyman    | 520, 2004 |
| 8.  | John Kaufman     | 517, 1996 |
| 9.  | Darren McClellan | 515, 1995 |
| 10. | Hudson Randall   | 487, 2011 |

### OPPONENT BATTING AVERAGE (SINCE 1974)

|                        |               |            |
|------------------------|---------------|------------|
| (1982-84 not included) |               |            |
| 1.                     | Nick Maronde  | .178, 2011 |
| 2.                     | Danny Wheeler | .180, 1994 |
| 3.                     | Kevin Chapman | .190, 2010 |
|                        | Tony Davis    | .190, 2009 |
|                        | John Burke    | .190, 1991 |
| 6.                     | Aaron Rhodes  | .191, 2015 |
| 7.                     | Alex Hart     | .199, 2002 |
| 8.                     | Doug Brennan  | .200, 1992 |
| 9.                     | Josh Fogg     | .203, 1998 |
| 10.                    | Greg Larson   | .204, 2012 |

### WILD PITCHES (SINCE 1977)

|    |                         |          |
|----|-------------------------|----------|
| 1. | Darren McClellan        | 15, 1994 |
| 2. | Keith Brice             | 14, 2001 |
|    | John Burke              | 14, 1992 |
|    | Marc Valdes             | 14, 1992 |
|    | Daryl Boyd              | 14, 1986 |
| 6. | Alex Hart               | 13, 2002 |
|    | Marc Valdes             | 13, 1993 |
|    | Jeff Gidcumb            | 13, 1988 |
| 9. | Seven players tied with | 12       |


### HIT BATTERS (SINCE 1979)

|    |                    |                 |
|----|--------------------|-----------------|
| 1. | Marc Valdes        | 25, 1993        |
| 2. | Marc Valdes        | 23, 1992        |
| 3. | Mike Smalley       | 17, 2000        |
|    | Marc Valdes        | 17, 1991        |
| 5. | Matt McClendon     | 16, 1998        |
| 6. | Matt McClendon     | 13, 1997        |
| 7. | <b>Logan Shore</b> | <b>12, 2015</b> |
| 8. | Jonathon Crawford  | 11, 2012        |
|    | Jay Bellflower     | 11, 2000        |
|    | Craig Mosher       | 11, 2000        |
|    | Darren McClellan   | 11, 1994        |
|    | Johnny Wiggs       | 11, 1989        |

### PICKOFFS

|    |              |          |
|----|--------------|----------|
| 1. | Johnny Wiggs | 23, 1989 |
| 2. | Doug Brennan | 16, 1990 |
| 3. | Kenny Birch  | 15, 2000 |
| 4. | Cord Corbett | 13, 1991 |
|    | Chuck Dale   | 13, 1979 |
| 5. | Rich Bombard | 11, 1982 |
| 6. | Robert Dodd  | 10, 1994 |
| 7. | Russ Kibler  | 9, 1984  |
|    | Nick Krnisch | 9, 1982  |
|    | Rich Bombard | 9, 1981  |

Active Gators in **BOLD**



Ron Scott was a first-team Freshman All-American in 1991, when he was 10-2 on the hill.

# FLORIDA SINGLE-SEASON RECORDS BY POSITION

## CATCHER

| BATTING AVERAGE |            |
|-----------------|------------|
| Mike Zunino     | .371, 2011 |
| Brian Rose      | .357, 2003 |
| Will Harman     | .356, 1971 |

## AT BATS

|                 |           |
|-----------------|-----------|
| Mike Zunino     | 264, 2011 |
| Brian Jeroloman | 248, 2005 |
| Mike Zunino     | 245, 2012 |

## RUNS

|             |          |
|-------------|----------|
| Mike Zunino | 75, 2011 |
| David Ross  | 54, 1998 |
| Mike Zunino | 53, 2012 |

## HITS

|               |          |
|---------------|----------|
| Mike Zunino   | 98, 2011 |
| Mario Linares | 82, 1991 |
| Mike Zunino   | 79, 2012 |
| David Ross    | 79, 1998 |

## DOUBLES

|               |          |
|---------------|----------|
| Mike Zunino   | 28, 2012 |
| Mike Zunino   | 23, 2011 |
| Mario Linares | 22, 1991 |

## TRIPLES

|                         |         |
|-------------------------|---------|
| Glenn Carpenter         | 3, 1980 |
| Len Scheinhoff          | 3, 1962 |
| Eight players tied with | 2       |

## HOME RUNS

|               |                |
|---------------|----------------|
| Mike Zunino   | 19, 2011, 2012 |
| Tony Socarras | 19, 2000       |
| David Ross    | 19, 1998       |

## RUNS BATTED IN

|               |                |
|---------------|----------------|
| David Ross    | 69, 1998       |
| Mike Zunino   | 67, 2011, 2012 |
| Tony Socarras | 64, 2000       |

## FIRST BASE

| BATTING AVERAGE |            |
|-----------------|------------|
| Matt LaPorta    | .402, 2007 |
| Javier Ortiz    | .392, 1982 |
| Brad Wilkerson  | .386, 1997 |

## AT BATS

|              |           |
|--------------|-----------|
| Kurt Keene   | 282, 2000 |
| Matt LaPorta | 265, 2005 |
| Ryan Shealy  | 261, 2002 |

## RUNS

|                |          |
|----------------|----------|
| Brad Wilkerson | 82, 1997 |
| Matt LaPorta   | 75, 2005 |
| Ryan Shealy    | 73, 2002 |

## HITS

|                |           |
|----------------|-----------|
| Kurt Keene     | 103, 2000 |
| Ryan Shealy    | 99, 2002  |
| Brad Wilkerson | 91, 1997  |

## DOUBLES

|                |          |
|----------------|----------|
| Kurt Keene     | 20, 2000 |
| Preston Tucker | 17, 2010 |
| Chan Perry     | 17, 1994 |
| Matt LaPorta   | 16, 2005 |
| C.J. Smith     | 16, 2004 |

## TRIPLES

|                  |         |
|------------------|---------|
| Brandon McArthur | 4, 2008 |
| Kurt Keene       | 4, 2000 |
| Brent Killen     | 4, 1991 |
| Dave Falcone     | 4, 1981 |
| Chuck Sandberg   | 4, 1979 |
| Bill Finney      | 4, 1975 |

## HOME RUNS

|                |          |
|----------------|----------|
| Matt LaPorta   | 26, 2005 |
| Ryan Shealy    | 23, 2002 |
| Brad Wilkerson | 23, 1997 |

## RUNS BATTED IN

|                |          |
|----------------|----------|
| Preston Tucker | 85, 2009 |
| Ryan Shealy    | 80, 2002 |
| Matt LaPorta   | 79, 2005 |

## SECOND BASE

| BATTING AVERAGE |            |
|-----------------|------------|
| Jim Yonker      | .358, 1981 |
| Josh Adams      | .349, 2009 |
| David Eckstein  | .348, 1995 |

## AT BATS

|                       |                  |
|-----------------------|------------------|
| David Eckstein        | 302, 1996        |
| Adam Davis            | 294, 2005        |
| <b>Dalton Guthrie</b> | <b>282, 2015</b> |

## RUNS

|                |          |
|----------------|----------|
| David Eckstein | 85, 1997 |
| Mark Kiger     | 78, 2000 |
| David Eckstein | 76, 1996 |

## HITS

|                |           |
|----------------|-----------|
| David Eckstein | 102, 1996 |
| David Eckstein | 94, 1997  |
| Adam Davis     | 90, 2005  |

## DOUBLES

|                 |          |
|-----------------|----------|
| David Eckstein  | 19, 1996 |
| David Eckstein  | 18, 1997 |
| Jonathan Tucker | 17, 2003 |

## TRIPLES

|                 |         |
|-----------------|---------|
| Tripp MacKay    | 6, 1994 |
| Ronnie Deans    | 4, 1980 |
| Earl Montgomery | 4, 1964 |

## HOME RUNS

|              |          |
|--------------|----------|
| Ted Rich     | 13, 1992 |
| Adam Davis   | 12, 2005 |
| Billy Minnis | 11, 1989 |
| Jim Yonker   | 11, 1981 |

## RUNS BATTED IN

|                |          |
|----------------|----------|
| Adam Davis     | 63, 2005 |
| David Eckstein | 60, 1996 |
| Mark Kiger     | 57, 2000 |

## SHORTSTOP

| AVERAGE       |            |
|---------------|------------|
| Mark Kiger    | .403, 2002 |
| Roger Holt    | .353, 1979 |
| Kevin Estrada | .351, 2001 |

## AT BATS

|               |           |
|---------------|-----------|
| John Tamargo  | 267, 1996 |
| Richie Martin | 265, 2015 |
| Cole Figueroa | 262, 2007 |

## RUNS

|                   |          |
|-------------------|----------|
| Mark Kiger        | 90, 2002 |
| Mark Ellis        | 69, 1998 |
| Steve Lombardozzi | 68, 1981 |

## HITS

|               |           |
|---------------|-----------|
| Mark Kiger    | 104, 2002 |
| Kevin Estrada | 88, 2001  |
| John Tamargo  | 88, 1991  |

## DOUBLES

|                   |                |
|-------------------|----------------|
| Chris Lombardozzi | 23, 1985       |
| John Tamargo      | 20, 1996       |
| Mark Ellis        | 18, 1998, 1999 |

## TRIPLES

|               |         |
|---------------|---------|
| Nolan Fontana | 5, 2011 |
| Roger Holt    | 5, 1975 |
| Richie Martin | 4, 2015 |
| Mark Kiger    | 4, 2002 |

## HOME RUNS

|               |          |
|---------------|----------|
| Mark Ellis    | 14, 1998 |
| Cole Figueroa | 11, 2007 |
| Mark Kiger    | 11, 2002 |

## RUNS BATTED IN

|               |          |
|---------------|----------|
| Cole Figueroa | 57, 2008 |
| Mark Kiger    | 55, 2002 |
| Mark Ellis    | 51, 1998 |

## THIRD BASE

| BATTING AVERAGE |            |
|-----------------|------------|
| Pat Osborn      | .414, 2002 |
| Chris Wiggs     | .374, 1995 |
| Herbert Perry   | .370, 1989 |

## AT BATS

|                 |           |
|-----------------|-----------|
| Jonathan Tucker | 268, 2004 |
| Mark Ellis      | 267, 1997 |
| Austin Maddox   | 264, 2010 |

## RUNS

|             |          |
|-------------|----------|
| Brett Dowdy | 67, 2003 |
| Pat Osborn  | 67, 2002 |
| Mark Ellis  | 67, 1997 |

## HITS

|               |           |
|---------------|-----------|
| Pat Osborn    | 104, 2002 |
| Herbert Perry | 90, 1989  |
| Herbert Perry | 89, 1991  |

## DOUBLES

|                 |          |
|-----------------|----------|
| Derek Nicholson | 20, 1998 |
| Brett Dowdy     | 18, 2003 |
| Dean Empie      | 18, 1977 |

## TRIPLES

|                 |         |
|-----------------|---------|
| Josh Tobias     | 5, 2015 |
| Tom Moore       | 5, 1962 |
| Jonathan Tucker | 4, 2004 |
| Derek Nicholson | 4, 1998 |
| Dan Cushman     | 4, 1966 |
| Tom Moore       | 4, 1963 |

## HOME RUNS

|                 |          |
|-----------------|----------|
| Austin Maddox   | 17, 2010 |
| Pat Osborn      | 17, 2002 |
| Derek Nicholson | 15, 1998 |
| Herbert Perry   | 15, 1991 |

## RUNS BATTED IN

|                 |          |
|-----------------|----------|
| Pat Osborn      | 76, 2002 |
| Austin Maddox   | 72, 2010 |
| Derek Nicholson | 67, 1998 |

## OUTFIELD

| BATTING AVERAGE |            |
|-----------------|------------|
| Allen Trammell  | .425, 1965 |
| Brad Wilkerson  | .407, 1996 |
| Scott Ruskin    | .406, 1984 |

## AT BATS

|                   |                  |
|-------------------|------------------|
| Dave Majeski      | 288, 1991        |
| Preston Tucker    | 286, 2011        |
| <b>Buddy Reed</b> | <b>282, 2015</b> |

## RUNS

|                |          |
|----------------|----------|
| Brad Wilkerson | 86, 1998 |
| Ned Brigham    | 78, 1989 |
| Avery Barnes   | 75, 2009 |

## HITS

|                 |           |
|-----------------|-----------|
| Jeff Corsaletti | 100, 2005 |
| Brad Wilkerson  | 98, 1996  |
| Tim Olson       | 97, 2000  |
| Casey Smith     | 97, 1998  |

## DOUBLES

|                  |          |
|------------------|----------|
| Preston Tucker   | 23, 2011 |
| Greg Catalanotte | 23, 1998 |
| Mike Moberg      | 23, 1990 |

## TRIPLES

|               |          |
|---------------|----------|
| Brian Duva    | 11, 1993 |
| Rob Teegarden | 11, 1979 |
| Jim Watkins   | 7, 1978  |

## HOME RUNS

|                  |          |
|------------------|----------|
| Brad Wilkerson   | 23, 1998 |
| Greg Catalanotte | 18, 1999 |
| Harrison Bader   | 17, 2015 |
| Ben Harrison     | 17, 2004 |

## RUNS BATTED IN

|                |          |
|----------------|----------|
| Tim Olson      | 75, 2000 |
| Preston Tucker | 74, 2011 |
| Ben Harrison   | 70, 2004 |
| Brad Wilkerson | 70, 1998 |

## DESIGNATED HITTER (SINCE 1975)

| BATTING AVERAGE |            |
|-----------------|------------|
| Chuck Hazzard   | .366, 1996 |
| Dave Falcone    | .365, 1980 |
| Mike Stanley    | .364, 1982 |

## AT BATS

|                   |                  |
|-------------------|------------------|
| Chuck Hazzard     | 265, 1996        |
| <b>JJ Schwarz</b> | <b>256, 2015</b> |
| Aaron Davidson    | 238, 2001        |
| Mario Linares     | 238, 1988        |

## RUNS

|                   |                 |
|-------------------|-----------------|
| <b>JJ Schwarz</b> | <b>60, 2015</b> |
| Tony Stevens      | 53, 1979        |
| Mario Garza       | 52, 2003        |
| Aaron Davidson    | 52, 2001        |
| Chuck Hazzard     | 52, 1996        |

## HITS

|                   |                 |
|-------------------|-----------------|
| Chuck Hazzard     | 97, 1996        |
| <b>JJ Schwarz</b> | <b>85, 2015</b> |
| Jason Dill        | 80, 2000        |

## DOUBLES

|               |          |
|---------------|----------|
| Tony Stevens  | 19, 1979 |
| Mario Garza   | 18, 2003 |
| Mario Linares | 17, 1988 |

## TRIPLES

|                   |                |
|-------------------|----------------|
| Dave Adeim        | 4, 1977        |
| <b>JJ Schwarz</b> | <b>3, 2015</b> |
| James Eidam       | 3, 1994        |
| Brian Duva        | 3, 1991        |
| Mike Stanley      | 3, 1983        |

## HOME RUNS

|                   |                 |
|-------------------|-----------------|
| <b>JJ Schwarz</b> | <b>18, 2015</b> |
| Chuck Hazzard     | 18, 1996        |
| Mario Garza       | 13, 2003        |

## RUNS BATTED IN

|                   |                 |
|-------------------|-----------------|
| Tony Stevens      | 79, 1979        |
| <b>JJ Schwarz</b> | <b>73, 2015</b> |
| Chuck Hazzard     | 67, 1996        |

## ALL-TIME BATTING AVERAGE TEAM

|    |                |            |
|----|----------------|------------|
| C  | Mike Zunino    | .371, 2011 |
| 1B | Matt LaPorta   | .402, 2007 |
| 2B | Jim Yonker     | .358, 1981 |
| SS | Mark Kiger     | .403, 2002 |
| 3B | Pat Osborn     | .414, 2002 |
| OF | Allen Trammell | .425, 1965 |
| OF | Brad Wilkerson | .407, 1996 |
| OF | Scott Ruskin   | .406, 1984 |
| DH | Chuck Hazzard  | .366, 1996 |

## ALL-TIME HOME RUN TEAM

|           |                   |                 |
|-----------|-------------------|-----------------|
| C         | Mike Zunino       | 19, 2011, 2012  |
|           | Tony Socarras     | 19, 2000        |
|           | David Ross        | 19, 1998        |
| 1B        | Matt LaPorta      | 26, 2005        |
| 2B        | Ted Rich          | 13, 1992        |
| SS        | Mark Ellis        | 14, 1998        |
| 3B        | Austin Maddox     | 17, 2010        |
|           | Pat Osborn        | 17, 2002        |
| OF        | Brad Wilkerson    | 23, 1998        |
| OF        | Greg Catalanotte  | 18, 1999        |
| OF        | Ben Harrison      | 17, 2004        |
| <b>DH</b> | <b>JJ Schwarz</b> | <b>18, 2015</b> |
|           | Chuck Hazzard     | 18, 1996        |

## ALL-TIME RBI TEAM

|    |                |          |
|----|----------------|----------|
| C  | David Ross     | 69, 1998 |
| 1B | Preston Tucker | 85, 2009 |
| 2B | Adam Davis     | 63, 2005 |
| SS | Cole Figueroa  | 5        |

# FLORIDA INDIVIDUAL CAREER RECORDS

## BATTING

\*All batting records since 1961 (min. 200 AB) unless otherwise noted

### GAMES PLAYED

|                    |              |
|--------------------|--------------|
| 1. Preston Tucker  | 265, 2009-12 |
| 2. Josh Adams      | 253, 2008-11 |
| 3. Mario Linares   | 247, 1988-91 |
| 4. Daniel Pigott   | 243, 2009-12 |
| 5. Dave Majeski    | 242, 1989-92 |
| 6. Brian Duva      | 241, 1991-94 |
| 7. Jeff Corzaletti | 239, 2002-05 |
| 8. Matt den Dekker | 234, 2007-10 |
| 9. Brian Leclerc   | 225, 2004-07 |
| 10. Mark Ellis     | 224, 1996-99 |

### GAMES STARTED (SINCE 1983)

|                     |              |
|---------------------|--------------|
| 1. Preston Tucker   | 259, 2009-12 |
| 2. Josh Adams       | 252, 2008-11 |
| 3. Brian Duva       | 234, 1991-94 |
| 4. Mario Linares    | 227, 1988-91 |
| 5. Matt den Dekker  | 220, 2007-10 |
| 6. Brian Leclerc    | 212, 2004-07 |
| 7. Brandon McArthur | 211, 2005-09 |
| Mark Ellis          | 211, 1996-99 |
| 9. Daniel Pigott    | 207, 2009-12 |
| Jeff Corzaletti     | 207, 2002-05 |

### BATTING AVERAGE

|                     |               |
|---------------------|---------------|
| 1. Brad Wilkerson   | .381, 1996-98 |
| 2. Casey Smith      | .372, 1997-98 |
| 3. Scott Ruskin     | .367, 1982-85 |
| 4. Derek Nicholson  | .365, 1997-98 |
| 5. Jim Watkins      | .362, 1978-79 |
| 6. Scott Lusader    | .356, 1984-85 |
| 7. Dave Falcone     | .352, 1980-81 |
| 8. Chris Wiggins    | .351, 1994-95 |
| 9. Mike Stanley     | .350, 1982-85 |
| 10. Glenn Carpenter | .349, 1980-81 |

### AT BATS

|                    |                |
|--------------------|----------------|
| 1. Preston Tucker  | 1,035, 2009-12 |
| 2. Josh Adams      | 941, 2008-11   |
| Mark Ellis         | 941, 1996-99   |
| 4. Brian Duva      | 874, 1991-94   |
| 5. Matt den Dekker | 844, 2007-10   |
| 6. Mario Linares   | 830, 1988-91   |
| 7. Jeff Corzaletti | 824, 2002-05   |
| 8. David Eckstein  | 812, 1994-97   |
| Dave Majeski       | 812, 1989-92   |
| 10. Brian Leclerc  | 806, 2004-07   |

### RUNS SCORED

|                    |              |
|--------------------|--------------|
| 1. Mark Ellis      | 240, 1996-99 |
| 2. Brad Wilkerson  | 239, 1996-98 |
| 3. David Eckstein  | 222, 1994-97 |
| 4. Matt den Dekker | 220, 2007-10 |
| 5. Mark Kiger      | 212, 2000-02 |
| 6. Preston Tucker  | 210, 2009-12 |
| 7. Matt LaPorta    | 197, 2004-07 |
| 8. Ben Harrison    | 194, 2001-04 |
| 9. Adam Davis      | 187, 2004-06 |
| 10. Dave Majeski   | 186, 1989-92 |

## HITS

|                    |              |
|--------------------|--------------|
| 1. Preston Tucker  | 341, 2009-12 |
| 2. Mark Ellis      | 319, 1996-99 |
| 3. Josh Adams      | 287, 2008-11 |
| 4. David Eckstein  | 276, 1994-97 |
| 5. Jeff Corzaletti | 273, 2002-05 |
| 6. Brad Wilkerson  | 266, 1996-98 |
| 7. Matt den Dekker | 262, 2007-10 |
| Dave Majeski       | 262, 1989-92 |
| 9. Mike Stanley    | 255, 1982-85 |
| 10. Mark Kiger     | 253, 2000-02 |

## DOUBLES

|                    |             |
|--------------------|-------------|
| 1. Preston Tucker  | 70, 2009-12 |
| 2. Mark Ellis      | 61, 1996-99 |
| 3. Mario Linares   | 60, 1988-91 |
| 4. Mike Zunino     | 58, 2010-12 |
| 5. Jeff Corzaletti | 56, 2002-05 |
| 6. Josh Adams      | 51, 2008-11 |
| David Eckstein     | 51, 1994-97 |
| Rodney Brewer      | 51, 1985-87 |
| 9. Daniel Pigott   | 50, 2009-12 |
| Brad Wilkerson     | 50, 1996-98 |

## TRIPLES

|                          |             |
|--------------------------|-------------|
| 1. Brian Duva            | 21, 1991-94 |
| 2. Rob Teegarden         | 15, 1978-79 |
| 3. Avery Barnes          | 12, 2006-09 |
| 4. John Dunlap           | 10, 1982-83 |
| Roger Holt               | 10, 1975-77 |
| Bernie Haskins           | 10, 1961-63 |
| 7. Mark Kiger            | 9, 2000-02  |
| Brad Wilkerson           | 9, 1996-98  |
| Tom Moore                | 9, 1962-63  |
| 10. 11 players tied with | 8           |

## HOME RUNS

|                    |               |
|--------------------|---------------|
| 1. Matt LaPorta    | 74, 2004-07   |
| 2. Preston Tucker  | 57, 2009-12   |
| 3. Brad Wilkerson  | 55, 1996-98   |
| 4. Mike Zunino     | 47, 2010-12   |
| 5. Ben Harrison    | 40, 2001-04   |
| 6. Ryan Shealy     | 39, 1999-2002 |
| 7. Mark Ellis      | 36, 1996-99   |
| Mario Linares      | 36, 1988-91   |
| 9. Matt den Dekker | 33, 2007-10   |
| 10. Jason Dill     | 32, 1998-2001 |
| Chuck Hazzard      | 32, 1995-98   |

## RUNS BATTED IN

|                    |              |
|--------------------|--------------|
| 1. Preston Tucker  | 258, 2009-12 |
| 2. Brad Wilkerson  | 214, 1996-98 |
| 3. Matt LaPorta    | 206, 2004-07 |
| 4. Ben Harrison    | 193, 2001-04 |
| 5. Josh Adams      | 188, 2008-11 |
| 6. Mike Zunino     | 175, 2010-12 |
| 7. Mario Linares   | 174, 1988-91 |
| 8. Mark Ellis      | 164, 1996-99 |
| 9. Matt den Dekker | 159, 2007-10 |
| Jeff Corzaletti    | 159, 2002-05 |

## TOTAL BASES

|                   |              |
|-------------------|--------------|
| 1. Preston Tucker | 596, 2009-12 |
| 2. Mark Ellis     | 500, 1996-99 |
| 3. Brad Wilkerson | 499, 1996-98 |
| 4. Matt LaPorta   | 492, 2004-07 |
| 5. Josh Adams     | 437, 2008-11 |

|                     |              |
|---------------------|--------------|
| 6. Ben Harrison     | 427, 2001-04 |
| 7. Mike Zunino      | 425, 2010-12 |
| 8. Mario Linares    | 419, 1988-91 |
| 9. David Eckstein   | 412, 1994-97 |
| 10. Jeff Corzaletti | 408, 2002-05 |

## SLUGGING PERCENTAGE

|                    |               |
|--------------------|---------------|
| 1. Brad Wilkerson  | .714, 1996-98 |
| 2. Dave Falcone    | .692, 1980-81 |
| 3. Matt LaPorta    | .681, 2004-07 |
| 4. David Ross      | .660, 1998    |
| 5. Scott Ruskin    | .635, 1982-85 |
| 6. JJ Schwarz      | .629, 2015    |
| 7. Mike Zunino     | .620, 2010-12 |
| Greg Catalonotte   | .620, 1998-99 |
| 9. Derek Nicholson | .615, 1997-98 |
| 10. Mario Garza    | .611, 2002-03 |

## WALKS

|                     |                |
|---------------------|----------------|
| 1. Brad Wilkerson   | 224, 1996-98   |
| 2. Mike Stanley     | 175, 1982-85   |
| 3. Nolan Fontana    | 153, 2010-12   |
| 4. Mark Kiger       | 152, 2000-02   |
| 5. Matt LaPorta     | 140, 2004-07   |
| 6. Jason Dill       | 139, 1998-2001 |
| 7. Brian Reimsnyder | 132, 1988-89   |
| 8. Preston Tucker   | 127, 2009-12   |
| 9. Matt Siegel      | 124, 1998-2001 |
| 10. Brian Jeroloman | 123, 2004-06   |

## HIT BY PITCH (SINCE 1986)

|                    |             |
|--------------------|-------------|
| 1. Matt LaPorta    | 51, 2004-07 |
| 2. Brian Rose      | 48, 2000-03 |
| 3. David Eckstein  | 41, 1994-97 |
| 4. Josh Tobias     | 33, 2012-15 |
| 5. Stephen Barton  | 32, 2003-06 |
| 6. Richie Martin   | 29, 2013-15 |
| Justin Tordi       | 29, 2003-05 |
| 8. Matt den Dekker | 26, 2007-10 |
| 9. Harrison Bader  | 25, 2013-15 |
| Daniel Pigott      | 25, 2009-12 |
| Ben Harrison       | 25, 2001-04 |
| Steve Zerr         | 25, 1988-89 |

## STRIKEOUTS

|                    |              |
|--------------------|--------------|
| 1. Josh Adams      | 187, 2008-11 |
| 2. Mario Linares   | 181, 1988-91 |
| 3. Brian Leclerc   | 172, 2004-07 |
| 4. Ben Harrison    | 161, 2001-04 |
| 5. Matt den Dekker | 157, 2007-10 |
| 6. Matt LaPorta    | 154, 2004-07 |
| 7. Bo Camposano    | 151, 1990-93 |
| 8. Justin Tordi    | 146, 2003-05 |
| 9. Mike Zunino     | 137, 2010-12 |
| Herbert Perry      | 137, 1988-91 |

## SACRIFICE BUNTS (SINCE 1985)

|                    |             |
|--------------------|-------------|
| 1. Nolan Fontana   | 27, 2010-12 |
| Josh Adams         | 27, 2008-11 |
| 3. Daniel Pigott   | 26, 2009-12 |
| Aaron Sobieraj     | 26, 2000-02 |
| 5. Justin Tordi    | 25, 2003-05 |
| 6. Cody Dent       | 24, 2010-13 |
| 7. Brian Jeroloman | 23, 2004-06 |
| 8. Mark Ellis      | 20, 1996-99 |
| 9. Jonathan Tucker | 19, 2002-04 |
| Bruce Crabbe       | 19, 1982-84 |

## SACRIFICE FLIES

|                  |               |
|------------------|---------------|
| 1. Taylor Gushue | 17, 2012-14   |
| Mike Zunino      | 17, 2010-12   |
| Mario Linares    | 17, 1988-91   |
| 4. Justin Shafer | 14, 2012-14   |
| Nolan Fontana    | 14, 2010-12   |
| Daniel Pigott    | 14, 2009-12   |
| Jason Dill       | 14, 1998-2001 |
| 8. Mark Kiger    | 13, 2000-02   |
| Matt Siegel      | 13, 1998-2001 |
| Derek Nicholson  | 13, 1997-98   |

## STOLEN BASES

|                    |              |
|--------------------|--------------|
| 1. Brian Duva      | 103, 1991-94 |
| 2. David Eckstein  | 93, 1994-97  |
| 3. Dave Majeski    | 75, 1989-92  |
| 4. Nick Belmonte   | 66, 1976-77  |
| 5. Matt den Dekker | 65, 2007-10  |
| Jim Watkins        | 65, 1978-79  |
| 7. Aaron Davidson  | 59, 2000-02  |
| 8. Mark Ellis      | 56, 1996-99  |
| 9. Adam Davis      | 55, 2004-06  |
| Roger Holt         | 55, 1975-77  |

## ON-BASE PERCENTAGE

|                     |               |
|---------------------|---------------|
| 1. Brad Wilkerson   | .531, 1996-98 |
| 2. Mike Stanley     | .479, 1982-85 |
| Craig McGraw        | .479, 1980-81 |
| Jim Watkins         | .479, 1978-79 |
| 5. Scott Ruskin     | .476, 1982-85 |
| 6. Steve Lombardozi | .474, 1980-81 |
| 7. Albie Scoggins   | .465, 1982-83 |
| 8. Brian Reimsnyder | .464, 1988-89 |
| 9. Matt LaPorta     | .459, 2004-07 |
| Brent Killen        | .459, 1991-92 |

## FIELDING

\*All fielding records since 1977 (min. 200 chances) unless otherwise noted

## FIELDING PERCENTAGE

|                    |                |
|--------------------|----------------|
| 1. Jonathan Pigott | 1.000, 2007-10 |
| 2. Mike Rivera     | .997, 2015     |
| 3. Mike Zunino     | .995, 2010-12  |
| 4. Brent Killen    | .993, 1991-92  |
| Chuck Sandberg     | .993, 1979     |
| 6. Kevin Lewis     | .992, 1992     |
| 7. Taylor Gushue   | .990, 2012-14  |
| Brian Johnson      | .990, 2010-12  |
| Teddy Foster       | .990, 2007-09  |
| Brad Dantzier      | .990, 1983-84  |

## PUTOUTS

|                    |                  |
|--------------------|------------------|
| 1. Matt LaPorta    | 1,659, 2004-07   |
| 2. Mike Zunino     | 1,340, 2010-12   |
| 3. Preston Tucker  | 1,197, 2009-12   |
| 4. Ryan Shealy     | 1,178, 1999-2002 |
| 5. Brent Killen    | 1,120, 1991-92   |
| 6. Brian Jeroloman | 1,081, 2004-06   |
| 7. Taylor Gushue   | 989, 2012-14     |
| 8. C.J. Smith      | 980, 2002-04     |
| 9. Brian Rose      | 955, 2000-03     |
| 10. Vickash Ramjit | 900, 2011-13     |

## ASSISTS

|                   |              |
|-------------------|--------------|
| 1. David Eckstein | 675, 1994-97 |
| 2. Adam Davis     | 670, 2004-06 |
| 3. Josh Adams     | 644, 2008-11 |
| 4. Justin Tordi   | 637, 2003-05 |
| 5. Mark Ellis     | 624, 1996-99 |
| 6. Nolan Fontana  | 586, 2010-12 |
| 7. Mark Kiger     | 536, 2000-02 |
| 8. Casey Turgeon  | 522, 2012-14 |
| 9. Roger Holt     | 510, 1975-77 |
| 10. John Tamargo  | 488, 1994-96 |

## DOUBLE PLAYS (SINCE 1986)

|                  |                |
|------------------|----------------|
| 1. Josh Adams    | 152, 2008-11   |
| 2. Matt LaPorta  | 145, 2004-07   |
| 3. Justin Tordi  | 142, 2003-05   |
| David Eckstein   | 142, 1994-97   |
| 5. Adam Davis    | 136, 2004-06   |
| 6. Mark Kiger    | 120, 2000-02   |
| 7. Ryan Shealy   | 116, 1999-2002 |
| 8. Brent Killen  | 110, 1991-92   |
| 9. Casey Turgeon | 100, 2012-14   |
| 10. C.J. Smith   | 99, 2002-04    |

## ERRORS


|                     |             |
|---------------------|-------------|
| 1. Bruce Crabbe     | 59, 1982-84 |
| 2. Mark Ellis       | 56, 1996-99 |
| 3. Adam Davis       | 53, 2004-06 |
| 4. Larry Hall       | 52, 1976-79 |
| 5. Herbert Perry    | 50, 1988-91 |
| 6. Kevin Polcovich  | 49, 1991-92 |
| Roger Holt          | 49, 1975-77 |
| 8. John Tamargo     | 48, 1994-96 |
| 9. Brandon McArthur | 47, 2005-09 |
| 10. Pat Osborn      | 46, 2000-02 |




Matt LaPorta's name can be found throughout numerous categories on the Gators' all-time lists.



JOSH ADAMS




DAVID ECKSTEIN



MARK KIGER



PRESTON TUCKER



BRAD WILKERSON

# FLORIDA INDIVIDUAL CAREER RECORDS

## PITCHING

\*All pitching records since 1961 (min. 1 IP per game) unless otherwise noted

### APPEARANCES

|                      |              |
|----------------------|--------------|
| 1. Connor Falkenbach | 124, 2002-05 |
| 2. Greg Larson       | 122, 2009-12 |
| 3. Darren O'Day      | 117, 2003-06 |
| 4. John Pricher      | 104, 1989-92 |
| 5. Josh Fogg         | 103, 1996-98 |
| 6. Josh Edmondson    | 96, 2005-08  |
| 7. Bobby Poyner      | 89, 2012-15  |
| 8. Steven Rodriguez  | 86, 2010-12  |
| 9. Rob Bonanno       | 85, 1991-94  |
| 10. Mike Pete        | 84, 2002-05  |

### GAMES STARTED

|                   |               |
|-------------------|---------------|
| 1. Bryan Ball     | 55, 2003-06   |
| Marc Valdes       | 55, 1991-93   |
| 3. Hudson Randall | 52, 2010-12   |
| 4. Matt McClendon | 48, 1997-99   |
| 5. Tommy Bond     | 47, 1995-98   |
| 6. Brian Johnson  | 46, 2010-12   |
| 7. Stephen Locke  | 44, 2005-09   |
| Alex Hart         | 44, 1999-2002 |
| John Burke        | 44, 1990-92   |
| 10. Tommy Boss    | 39, 2002-05   |

### COMPLETE GAMES

|                  |             |
|------------------|-------------|
| 1. Pete Teixeira | 17, 1978-79 |
| 2. Marc Valdes   | 16, 1990-93 |
| 3. Russ Kibler   | 15, 1983-84 |
| Rich Bombard     | 15, 1981-82 |
| Larry Mikesell   | 15, 1980-81 |
| Ron Crum         | 15, 1977-78 |
| 7. Clay Daniel   | 14, 1983-84 |
| 8. Jeff Gidcumb  | 13, 1988-89 |
| 9. John Burke    | 12, 1990-92 |
| Johnny Wiggs     | 12, 1988-89 |
| Mike Krnisch     | 12, 1981-82 |

### SOLO SHUTOUTS (SINCE 1967)

|                  |            |
|------------------|------------|
| 1. Pete Teixeira | 5, 1978-79 |
| 2. Marc Valdes   | 4, 1991-93 |
| Ron Crum         | 4, 1977-78 |
| 4. Rob Bonanno   | 3, 1991-94 |
| John Burke       | 3, 1990-92 |
| Johnny Wiggs     | 3, 1988-89 |
| Clay Daniel      | 3, 1983-84 |
| Bruce Baker      | 3, 1975-77 |
| Glen Pickren     | 3, 1968-70 |

### EARNED RUN AVERAGE

|                     |               |
|---------------------|---------------|
| 1. Charles Anderson | 1.04, 1963-64 |
| 2. Wayne Rogers     | 1.67, 1968-70 |
| 3. Glenn Pickren    | 2.12, 1968-70 |
| 4. Jim Courier      | 2.16, 1967-69 |
| Jim Biggart         | 2.16, 1962-63 |
| 6. Steven Rodriguez | 2.19, 2010-12 |
| 7. Kelly Prior      | 2.22, 1965-67 |
| 8. Dan Griffin      | 2.26, 1964-66 |
| 9. Burt Touchberry  | 2.33, 1955-57 |
| 10. Doug Corbett    | 2.45, 1971-74 |

### EARNED RUN AVERAGE (SINCE 1974 - ALUM. BATS)

|                     |               |
|---------------------|---------------|
| 1. Steven Rodriguez | 2.19, 2010-12 |
| 2. Logan Shore      | 2.47, 2014-15 |
| 3. Byron Jefferson  | 2.50, 1983-84 |
| 4. Hudson Randall   | 2.62, 2010-12 |
| 5. Scott Ruskin     | 2.71, 1982-85 |
| 6. Kevin Chapman    | 2.80, 2007-10 |
| Bruce Baker         | 2.80, 1975-77 |
| 8. Ben Grezlovski   | 2.90, 1998-99 |
| 9. Danny Young      | 2.91, 2013-15 |
| Greg Larson         | 2.91, 2009-12 |

### WINS

|                     |             |
|---------------------|-------------|
| 1. Marc Valdes      | 31, 1991-93 |
| 2. Hudson Randall   | 28, 2010-12 |
| Rob Bonanno         | 28, 1991-94 |
| 4. Brad Wilkerson   | 26, 1996-98 |
| 5. Jeff Gidcumb     | 25, 1988-89 |
| Doug Corbett        | 25, 1971-74 |
| 7. Dan Eggart       | 24, 1962-65 |
| 8. Alex Panteliodis | 23, 2010-11 |
| Darren O'Day        | 23, 2003-06 |
| Darren McClellan    | 23, 1993-95 |
| Johnny Wiggs        | 23, 1988-89 |

### LOSSES

|                     |             |
|---------------------|-------------|
| 1. Craig Pippin     | 19, 1975-78 |
| Doug Corbett        | 19, 1971-74 |
| 3. Bryan Ball       | 18, 2003-06 |
| Doug Brennan        | 18, 1990-93 |
| 5. Billy Bullock    | 15, 2007-09 |
| John Burke          | 15, 1990-92 |
| 7. Tommy Boss       | 14, 2002-05 |
| Matt McClendon      | 14, 1997-99 |
| 9. Darren McClellan | 13, 1993-95 |
| Marc Valdes         | 13, 1991-93 |

### WINNING PERCENTAGE (MIN. 20 DECISIONS)

|                   |                       |
|-------------------|-----------------------|
| 1. Ron Scott      | .810 (17-4), 1991-93  |
| 2. Johnny Wiggs   | .793 (23-6), 1988-89  |
| 3. Jim Courier    | .778 (21-6), 1967-69  |
| 4. Larry Mikesell | .769 (20-6), 1980-81  |
| 5. Ron Crum       | .762 (16-5), 1977-78  |
| Kelly Prior       | .762 (16-5), 1965-67  |
| 7. Jim Biggart    | .750 (15-5), 1962-64  |
| 8. Bruce Baker    | .739 (17-6), 1975-77  |
| 9. Hudson Randall | .737 (28-10), 2010-12 |
| 10. Russ Kibler   | .727 (16-6), 1983-84  |

### WINNING PERCENTAGE (MIN. 10 DECISIONS)

|                    |                          |
|--------------------|--------------------------|
| 1. Eddie Rojas     | .909 (10-1), 2000-01     |
| 2. Don Carr        | .900 (9-1), 1981-84      |
| 3. Mike Pete       | .875 (14-2), 2002-05     |
| 4. Karsten Whitson | .867 (13-2), 2011-12, 14 |
| 5. Alan Horne      | .833 (10-2), 2005        |
| 6. Ron Scott       | .810 (17-4), 1991-93     |
| 7. Aaron Rhodes    | .800 (8-2), 2013-15      |
| 8. Johnny Wiggs    | .793 (23-6), 1988-89     |
| 9. Jim Courier     | .778 (21-6), 1967-69     |
| 10. Larry Mikesell | .769 (20-6), 1980-81     |
| Kerry Kellogg      | .769 (10-3), 1978-79     |
| C.W. Price         | .769 (10-3), 1961-62     |

### SAVES (SINCE 1977)

|                      |             |
|----------------------|-------------|
| 1. John Pricher      | 25, 1988-92 |
| 2. Josh Fogg         | 22, 1996-98 |
| Danny Wheeler        | 22, 1994-96 |
| 4. Darren O'Day      | 20, 2003-06 |
| 5. Austin Maddox     | 17, 2010-12 |
| Jamie McAndrew       | 17, 1987-89 |
| 7. Connor Falkenbach | 16, 2002-05 |
| 8. Johnny Magliozzi  | 12, 2012-13 |
| 9. Kevin Chapman     | 11, 2007-10 |
| Billy Bullock        | 11, 2007-09 |

### INNINGS PITCHED

|                      |                |
|----------------------|----------------|
| 1. Marc Valdes       | 394.2, 1991-93 |
| 2. Rob Bonanno       | 365.2, 1991-94 |
| 3. Doug Corbett      | 334.2, 1971-74 |
| 4. Hudson Randall    | 315.2, 2010-12 |
| 5. Connor Falkenbach | 295.2, 2002-05 |
| 6. Bryan Ball        | 289.2, 2003-06 |
| 7. Darren McClellan  | 287.1, 1993-95 |
| 8. Matt McClendon    | 273.2, 1997-99 |
| 9. Brad Wilkerson    | 265.2, 1996-98 |
| 10. Tommy Boss       | 263.1, 2002-05 |

### HITS ALLOWED

|                      |              |
|----------------------|--------------|
| 1. Matt McClendon    | 348, 1997-99 |
| 2. Marc Valdes       | 346, 1991-93 |
| 3. Bryan Ball        | 330, 2003-06 |
| 4. Connor Falkenbach | 327, 2002-05 |
| 5. Rob Bonanno       | 313, 1991-94 |
| 6. Tommy Bond        | 311, 1995-98 |
| 7. Stephen Locke     | 304, 2005-09 |
| 8. Tommy Boss        | 301, 2002-05 |
| 9. Doug Corbett      | 294, 1971-74 |
| 10. Hudson Randall   | 292, 2010-12 |

### HITS PER 9 INNINGS

|                     |               |
|---------------------|---------------|
| 1. Charles Anderson | 6.18, 1963-64 |
| 2. Jim Biggart      | 6.24, 1962-64 |
| 3. John Reich       | 6.37, 1971-74 |
| 4. Kelly Prior      | 6.41, 1965-67 |
| 5. Jerry Nicolson   | 6.77, 1961-62 |
| 6. A.J. Puk         | 6.88, 2014-15 |
| 7. Byron Jefferson  | 6.92, 1983-84 |
| 8. John Burke       | 6.95, 1990-92 |
| 9. Mike Newman      | 7.10, 1972-73 |
| 10. Ray Rollyson    | 7.12, 1965-66 |

### HITS PER 9 INNINGS (SINCE 1974)

|                     |               |
|---------------------|---------------|
| 1. A.J. Puk         | 6.88, 2014-15 |
| 2. Byron Jefferson  | 6.92, 1983-84 |
| 3. John Burke       | 6.95, 1990-92 |
| 4. Aaron Rhodes     | 7.27, 2013-15 |
| 5. Scott Ruskin     | 7.57, 1982-85 |
| 6. Steven Rodriguez | 7.61, 2010-12 |
| 7. Ryan Harris      | 7.64, 2012-14 |
| 8. Nick Maronde     | 7.65, 2009-11 |
| 9. Rob Bonanno      | 7.70, 1991-94 |
| 10. Clay Daniel     | 7.73, 1983-84 |

### STRIKEOUTS

|                     |              |
|---------------------|--------------|
| 1. Rob Bonanno      | 392, 1991-94 |
| 2. Marc Valdes      | 351, 1991-93 |
| 3. John Burke       | 305, 1990-92 |
| 4. Darren McClellan | 296, 1993-95 |

|                      |              |
|----------------------|--------------|
| 5. Brad Wilkerson    | 292, 1996-98 |
| 6. Josh Fogg         | 236, 1996-98 |
| 7. John Pricher      | 232, 1988-92 |
| 8. Connor Falkenbach | 222, 2002-05 |
| 9. Matt McClendon    | 221, 1997-99 |
| 10. Bryan Augenstein | 216, 2005-07 |

### STRIKEOUTS PER 9 INNINGS

|                     |                |
|---------------------|----------------|
| 1. A.J. Puk         | 11.22, 2014-15 |
| 2. Steven Rodriguez | 10.64, 2010-12 |
| 3. John Burke       | 10.55, 1990-92 |
| 4. Nick Maronde     | 10.40, 2009-11 |
| 5. Brad Wilkerson   | 9.89, 1996-98  |
| 6. Ben Grezlovski   | 9.71, 1998-99  |
| 7. Rob Bonanno      | 9.67, 1991-93  |
| 8. John Pricher     | 9.34, 1989-92  |
| 9. Darren McClellan | 9.27, 1993-95  |
| 10. Josh Fogg       | 9.25, 1996-98  |

### WALKS ISSUED

|                     |                |
|---------------------|----------------|
| 1. Marc Valdes      | 167, 1991-93   |
| 2. John Burke       | 157, 1990-92   |
| Craig Pippin        | 157, 1975-78   |
| 4. Alex Hart        | 156, 1999-2002 |
| Rob Bonanno         | 156, 1991-94   |
| 6. Darren McClellan | 135, 1993-95   |
| 7. Brad Wilkerson   | 131, 1996-98   |
| 8. Ken Sebree       | 126, 1986-87   |
| 9. Ron Scott        | 123, 1991-93   |
| 10. Tommy Bond      | 119, 1995-98   |

### WALKS ISSUED PER 9 INNINGS

|                       |                |
|-----------------------|----------------|
| 1. Hudson Randall     | 1.254, 2010-12 |
| 2. Connor Falkenbach  | 1.248, 2002-05 |
| 3. Tommy Boss         | 1.30, 2002-05  |
| 4. Bobby Poyner       | 1.35, 2012-15  |
| 5. Darren O'Day       | 1.65, 2003-06  |
| 6. Brian Johnson      | 1.74, 2010-12  |
| Glen Pickren          | 1.74, 1968-70  |
| 8. Anthony DeSclafani | 1.81, 2009-11  |
| 9. Jeff Barfield      | 1.84, 2009-10  |
| 10. Johnny Magliozzi  | 1.87, 2012-13  |

### WALKS ISSUED PER 9 INNINGS (SINCE 1974)

|                       |                |
|-----------------------|----------------|
| 1. Hudson Randall     | 1.254, 2010-12 |
| 2. Connor Falkenbach  | 1.248, 2002-05 |
| 3. Tommy Boss         | 1.30, 2002-05  |
| 4. Bobby Poyner       | 1.35, 2012-15  |
| 5. Darren O'Day       | 1.65, 2003-06  |
| 6. Brian Johnson      | 1.74, 2010-12  |
| 7. Anthony DeSclafani | 1.81, 2009-11  |
| 8. Jeff Barfield      | 1.84, 2009-10  |
| 9. Johnny Magliozzi   | 1.87, 2012-13  |
| 10. Stephen Locke     | 1.89, 2005-09  |

### OPPONENT BATTING AVERAGE

|                     |               |
|---------------------|---------------|
| 1. Marc Valdes      | .200, 1991-93 |
| 2. Rob Bonanno      | .201, 1991-94 |
| 3. Darren McClellan | .202, 1993-95 |
| 4. Josh Fogg        | .208, 1996-98 |
| 5. A.J. Puk         | .210, 2014-15 |
| Ron Scott           | .210, 1991-93 |
| 7. John Kaufman     | .219, 1994-96 |

|                 |               |
|-----------------|---------------|
| Doug Brennan    | .219, 1990-93 |
| 9. Aaron Rhodes | .226, 2013-15 |
| Nick Maronde    | .226, 2009-11 |

### WILD PITCHES

|                     |                 |
|---------------------|-----------------|
| 1. Marc Valdes      | 36, 1991-93     |
| 2. Alex Hart        | 31, 1999-2002   |
| 3. Darren McClellan | 29, 1993-95     |
| John Burke          | 29, 1990-92     |
| 5. Tommy Bond       | 26, 1995-98     |
| Ron Scott           | 26, 1991-93     |
| 7. Keith Brice      | 24, 1998-2001   |
| Rob Bonanno         | 24, 1991-94     |
| 9. Karsten Whitson  | 21, 2011-12, 14 |
| Jimmy Ramshaw       | 21, 2000-02     |
| Matt McClendon      | 21, 1997-99     |
| Sean McClellan      | 21, 1993-95     |

### HIT BATTERS


|                      |               |
|----------------------|---------------|
| 1. Marc Valdes       | 65*, 1991-93  |
| 2. Matt McClendon    | 38, 1997-99   |
| 3. Jay Belflower     | 26, 1999-2001 |
| 4. Darren McClellan  | 25, 1993-95   |
| 5. Rob Bonanno       | 23, 1991-94   |
| 6. Jonathon Crawford | 22, 2011-13   |
| 7. Nick Maronde      | 21, 2009-11   |
| Bryan Ball           | 21, 2003-06   |
| Alex Hart            | 21, 1999-2002 |
| 10. Patrick Keating  | 20, 2007-09   |
| Connor Falkenbach    | 20, 2002-05   |
| Josh Fogg            | 20, 1996-98   |

\*NCAA record


### PICKOFFS (SINCE 1989)

|                     |             |
|---------------------|-------------|
| 1. Doug Brennan     | 31, 1990-93 |
| 2. Kenny Birch      | 19, 2000-01 |
| 3. Cord Corbett     | 17, 1990-91 |
| 4. Sergio Rodriguez | 15, 1996-99 |
| 5. Ron Scott        | 11, 1991-93 |
| 6. Robert Dodd      | 10, 1994    |
| John Burke          | 10, 1990-92 |
| 8. Alex Panteliodis | 9, 2009-11  |
| 9. Marc Valdes      | 7, 1991-93  |
| 10. Bryan Ball      | 6, 2003-06  |
| Darren O'Day        | 6, 2003-06  |
| Connor Falkenbach   | 6, 2002-05  |
| Tommy Bond          | 6, 1995-98  |
| Rob Bonanno         | 6, 1991-94  |

Active Gators in **BOLD**




**DOUG CORBETT**




**DARREN O'DAY**



**HUDSON RANDALL**



**MARC VALDES**



**JOHNNY WIGGS**

# FLORIDA TEAM SEASON RECORDS

## BATTING

\*All batting records are since 1961 unless otherwise noted

### BATTING AVERAGE

|     |      |      |
|-----|------|------|
| 1.  | .346 | 2002 |
| 2.  | .332 | 1998 |
| 3.  | .324 | 2000 |
| 4.  | .321 | 1981 |
| 5.  | .320 | 2003 |
|     | .320 | 1997 |
|     | .320 | 1980 |
| 8.  | .317 | 1996 |
|     | .317 | 1982 |
| 10. | .314 | 2001 |

### AT BATS

|     |       |      |
|-----|-------|------|
| 1.  | 2,460 | 2011 |
| 2.  | 2,458 | 2005 |
| 3.  | 2,436 | 1996 |
| 4.  | 2,419 | 2000 |
| 5.  | 2,417 | 2015 |
| 6.  | 2,383 | 2002 |
| 7.  | 2,379 | 1991 |
| 8.  | 2,300 | 1997 |
| 9.  | 2,289 | 1998 |
| 10. | 2,270 | 2004 |

Highest Avg./Game: 36.66 (2002)

### RUNS SCORED

|     |     |      |
|-----|-----|------|
| 1.  | 633 | 2002 |
| 2.  | 618 | 1998 |
| 3.  | 567 | 2000 |
| 4.  | 527 | 1996 |
| 5.  | 525 | 1997 |
| 6.  | 511 | 2005 |
| 7.  | 491 | 1981 |
| 8.  | 489 | 2015 |
| 9.  | 486 | 2009 |
| 10. | 479 | 1979 |

Highest Avg./Game: 9.73 (2002)

### HITS

|     |     |      |
|-----|-----|------|
| 1.  | 825 | 2002 |
| 2.  | 783 | 2000 |
| 3.  | 771 | 1996 |
| 4.  | 760 | 1998 |
| 5.  | 755 | 2011 |
| 6.  | 735 | 1997 |
| 7.  | 720 | 2015 |
|     | 720 | 2005 |
| 9.  | 712 | 1991 |
| 10. | 693 | 2004 |

Highest Avg./Game: 12.69 (2002)

### DOUBLES

|     |     |      |
|-----|-----|------|
| 1.  | 159 | 1998 |
| 2.  | 143 | 2011 |
| 3.  | 138 | 2002 |
| 4.  | 136 | 1996 |
| 5.  | 135 | 2000 |
| 6.  | 129 | 2015 |
|     | 129 | 1997 |
| 8.  | 128 | 1991 |
| 9.  | 127 | 2001 |
| 10. | 125 | 2003 |
|     | 125 | 1981 |

Highest Avg./Game: 2.48 (1998)

### TRIPLES

|    |    |      |
|----|----|------|
| 1. | 31 | 1979 |
| 2. | 29 | 1980 |
| 3. | 26 | 2002 |
| 4. | 25 | 1993 |
|    | 25 | 1983 |
|    | 25 | 1982 |
|    | 25 | 1978 |

Highest Avg./Game: 0.518 (1980)

## HOME RUNS

|     |     |      |
|-----|-----|------|
| 1.  | 132 | 1998 |
| 2.  | 111 | 2002 |
| 3.  | 86  | 1997 |
| 4.  | 85  | 2005 |
| 5.  | 84  | 2000 |
| 6.  | 83  | 2010 |
| 7.  | 78  | 1999 |
| 8.  | 75  | 2012 |
| 9.  | 74  | 2007 |
| 10. | 73  | 1989 |

Highest Avg./Game: 2.06 (1998)

### RUNS BATTED IN

|     |     |      |
|-----|-----|------|
| 1.  | 567 | 2002 |
| 2.  | 545 | 1998 |
| 3.  | 509 | 2000 |
| 4.  | 470 | 1997 |
| 5.  | 463 | 1996 |
| 6.  | 450 | 2005 |
| 7.  | 445 | 2015 |
| 8.  | 435 | 2001 |
| 9.  | 434 | 1981 |
| 10. | 429 | 2009 |

Highest Avg./Game: 8.72 (2002)

### TOTAL BASES

|     |       |      |
|-----|-------|------|
| 1.  | 1,353 | 1998 |
| 2.  | 1,348 | 2002 |
| 3.  | 1,212 | 2000 |
| 4.  | 1,166 | 1997 |
| 5.  | 1,138 | 1996 |
| 6.  | 1,131 | 2011 |
| 7.  | 1,102 | 2005 |
| 8.  | 1,095 | 2015 |
| 9.  | 1,052 | 2004 |
| 10. | 1,041 | 2010 |

Highest Avg./Game: 21.14 (1998)

### SLUGGING PERCENTAGE

|     |      |      |
|-----|------|------|
| 1.  | .591 | 1998 |
| 2.  | .566 | 2002 |
| 3.  | .507 | 1997 |
| 4.  | .501 | 2000 |
| 5.  | .499 | 1981 |
| 6.  | .497 | 2003 |
| 7.  | .483 | 1985 |
|     | .483 | 1980 |
| 9.  | .478 | 1987 |
| 10. | .476 | 1999 |
|     | .476 | 1979 |

### WALKS

|    |     |      |
|----|-----|------|
| 1. | 372 | 1984 |
| 2. | 368 | 1980 |
| 3. | 364 | 2000 |
| 4. | 359 | 1979 |
| 5. | 345 | 1998 |

### MOST WALKS/GAME

|    |      |      |
|----|------|------|
| 1. | 6.57 | 1980 |
| 2. | 6.20 | 1984 |
| 3. | 5.98 | 1979 |
| 4. | 5.79 | 1981 |
| 5. | 5.39 | 1998 |

### LEAST WALKS/GAME

|    |      |      |
|----|------|------|
| 1. | 3.22 | 2013 |
| 2. | 3.40 | 1958 |
| 3. | 3.46 | 2011 |
| 4. | 3.63 | 2014 |
| 5. | 3.66 | 2006 |

## HIT BY PITCH (SINCE 1986)

|     |    |      |
|-----|----|------|
| 1.  | 84 | 2003 |
| 2.  | 82 | 2007 |
| 3.  | 79 | 2005 |
| 4.  | 75 | 2015 |
| 5.  | 71 | 2000 |
| 6.  | 70 | 2006 |
| 7.  | 69 | 2004 |
| 8.  | 66 | 2009 |
| 9.  | 65 | 2001 |
| 10. | 63 | 2013 |
|     | 63 | 1997 |

Highest Avg./Game: 1.42 (2003)

### STRIKEOUTS

|    |     |      |
|----|-----|------|
| 1. | 515 | 2005 |
| 2. | 493 | 1991 |
| 3. | 447 | 1996 |
| 4. | 445 | 2010 |
| 5. | 443 | 1989 |

### MOST STRIKEOUTS/ GAME

|    |      |      |
|----|------|------|
| 1. | 7.25 | 2005 |
| 2. | 7.11 | 1999 |
| 3. | 7.02 | 2007 |
| 4. | 6.95 | 2010 |
| 5. | 6.93 | 2008 |

### LEAST STRIKEOUTS/ GAME

|    |      |      |
|----|------|------|
| 1. | 3.96 | 1970 |
| 2. | 4.00 | 1978 |
| 3. | 4.16 | 1977 |
| 4. | 4.40 | 1983 |
| 5. | 4.48 | 1950 |

### SACRIFICE BUNTS (SINCE 1985)

|     |    |      |
|-----|----|------|
| 1.  | 64 | 2011 |
| 2.  | 60 | 2014 |
| 3.  | 49 | 2002 |
| 4.  | 44 | 2012 |
|     | 44 | 1996 |
| 6.  | 42 | 2009 |
| 7.  | 40 | 2006 |
|     | 40 | 2005 |
| 9.  | 37 | 2013 |
| 10. | 35 | 1994 |

Highest Avg./Game: 0.89 (2011)

### SACRIFICE FLIES (SINCE 1985)

|     |    |      |
|-----|----|------|
| 1.  | 48 | 2000 |
| 2.  | 46 | 2012 |
| 3.  | 41 | 1997 |
| 4.  | 37 | 2004 |
|     | 37 | 2002 |
|     | 37 | 1998 |
| 7.  | 34 | 2014 |
| 8.  | 33 | 2015 |
|     | 33 | 2001 |
| 10. | 32 | 1992 |

Highest Avg./Game: 0.70 (2000)

### STOLEN BASES

|     |     |      |
|-----|-----|------|
| 1.  | 148 | 2001 |
| 2.  | 127 | 1977 |
| 3.  | 123 | 1996 |
| 4.  | 122 | 1979 |
| 5.  | 115 | 1976 |
| 6.  | 114 | 1997 |
| 7.  | 112 | 1985 |
| 8.  | 109 | 2008 |
| 9.  | 108 | 1962 |
| 10. | 106 | 2000 |

Highest Avg./Game: 2.39 (2001)

## FIELDING

\*All fielding records are since 1977 unless otherwise noted

### HIGHEST FIELDING PERCENTAGE

|    |      |      |
|----|------|------|
| 1. | .984 | 2015 |
| 2. | .978 | 2010 |
| 3. | .977 | 2012 |
| 4. | .975 | 2014 |
|    | .975 | 2013 |

### LOWEST FIELDING PERCENTAGE

|    |      |      |
|----|------|------|
| 1. | .905 | 1955 |
| 2. | .923 | 1951 |
| 3. | .934 | 1948 |
| 4. | .942 | 1950 |
| 5. | .949 | 1974 |

### TOTAL CHANCES

|     |       |      |
|-----|-------|------|
| 1.  | 2,850 | 2005 |
| 2.  | 2,726 | 2011 |
| 3.  | 2,724 | 2000 |
| 4.  | 2,671 | 1996 |
| 5.  | 2,670 | 2004 |
| 6.  | 2,644 | 2015 |
| 7.  | 2,612 | 1991 |
| 8.  | 2,603 | 1997 |
| 9.  | 2,590 | 2012 |
| 10. | 2,534 | 1998 |

Highest Avg./Game: 41.07 (2004)

### PUTOUTS

|     |       |      |
|-----|-------|------|
| 1.  | 1,932 | 2011 |
| 2.  | 1,912 | 2005 |
| 3.  | 1,866 | 2015 |
| 4.  | 1,839 | 1996 |
| 5.  | 1,834 | 1991 |
| 6.  | 1,821 | 2000 |
| 7.  | 1,803 | 2012 |
| 8.  | 1,754 | 2004 |
| 9.  | 1,737 | 2002 |
| 10. | 1,712 | 1998 |

Highest Avg./Game: 27.0 (1995, 1996)

### ASSISTS

|     |     |      |
|-----|-----|------|
| 1.  | 838 | 2005 |
| 2.  | 832 | 1996 |
| 3.  | 819 | 2004 |
| 4.  | 815 | 1997 |
| 5.  | 787 | 2000 |
| 6.  | 778 | 1991 |
| 7.  | 736 | 2015 |
| 8.  | 728 | 2012 |
| 9.  | 727 | 1992 |
| 10. | 724 | 2011 |

Highest Avg./Game: 12.24 (1996)

### DOUBLE PLAYS (SINCE 1986)

|    |    |      |
|----|----|------|
| 1. | 75 | 2004 |
| 2. | 74 | 2005 |
|    | 74 | 2001 |
| 4. | 72 | 2008 |
|    | 72 | 1997 |

### MOST DOUBLE PLAYS PER GAME

|    |      |      |
|----|------|------|
| 1. | 1.24 | 2008 |
| 2. | 1.19 | 2001 |
| 3. | 1.16 | 1987 |
| 4. | 1.15 | 2004 |
| 5. | 1.13 | 1997 |

### ERRORS

|    |     |      |
|----|-----|------|
| 1. | 123 | 1998 |
| 2. | 120 | 1991 |
| 3. | 116 | 2000 |
| 4. | 111 | 1984 |
| 5. | 107 | 1989 |
|    | 107 | 1977 |

Highest Avg./Game: 1.92 (1998)

## PITCHING

\*All pitching records are since 1961 unless otherwise noted

### COMPLETE GAMES

|    |    |      |
|----|----|------|
| 1. | 27 | 1978 |
| 2. | 26 | 1982 |
|    | 26 | 1981 |
| 4. | 25 | 1963 |
| 5. | 23 | 1985 |

### SHUTOUTS

|    |    |      |
|----|----|------|
| 1. | 11 | 2011 |
| 2. | 10 | 1970 |
| 3. | 8  | 1991 |
|    | 8  | 1971 |
| 5. | 7  | 2014 |
|    | 7  | 1993 |
|    | 7  | 1969 |

### EARNED RUN AVERAGE

|    |      |      |
|----|------|------|
| 1. | 2.20 | 1968 |
| 2. | 2.29 | 1963 |
| 3. | 2.60 | 1969 |
| 4. | 2.65 | 1967 |
| 5. | 2.66 | 1970 |

### EARNED RUN AVERAGE (SINCE 1974 - ALUM. BATS)

|    |      |      |
|----|------|------|
| 1. | 2.79 | 1978 |
| 2. | 2.92 | 2012 |
| 3. | 2.95 | 2011 |
| 4. | 3.18 | 2015 |
| 5. | 3.26 | 2014 |

### SAVES (SINCE 1977)

|    |    |      |
|----|----|------|
| 1. | 20 | 2014 |
| 2. | 18 | 2012 |
|    | 18 | 2010 |
|    | 18 | 1991 |
| 5. | 17 | 2005 |
|    | 17 | 1996 |
|    | 17 | 1992 |
| 8. | 16 | 2002 |
|    | 16 | 1998 |
|    | 16 | 1994 |

### INNINGS PITCHED

|     |       |      |
|-----|-------|------|
| 1.  | 644.0 | 2011 |
| 2.  | 637.1 | 2005 |
| 3.  | 622.0 | 2015 |
| 4.  | 613.0 | 1996 |
|     | 613.0 | 1991 |
| 6.  | 607.0 | 2000 |
| 7.  | 601.0 | 2012 |
| 8.  | 584.2 | 2004 |
| 9.  | 579.0 | 2002 |
| 10. | 576.0 | 1988 |

### HITS ALLOWED

|     |     |      |
|-----|-----|------|
| 1.  | 694 | 2000 |
| 2.  | 682 | 2005 |
| 3.  | 668 | 1997 |
| 4.  | 660 | 2007 |
| 5.  | 646 | 1998 |
| 6.  | 640 | 2004 |
| 7.  | 627 | 2001 |
| 8.  | 625 | 1996 |
| 9.  | 620 | 2009 |
| 10. | 604 | 2010 |

Highest Hits Avg./Game: 11.72 (2007)

### LEAST HITS ALLOWED PER GAME

|    |      |      |
|----|------|------|
| 1. | 6.59 | 1967 |
| 2. | 6.93 | 1964 |
| 3. | 7.05 | 1968 |
| 4. | 7.40 | 1983 |
| 5. | 7.43 | 1991 |

## STRIKEOUTS

|    |     |      |
|----|-----|------|
| 1. | 592 | 1998 |
| 2. | 585 | 1991 |
| 3. | 555 | 2015 |
| 4. | 552 | 1994 |
| 5. | 547 | 2011 |

### MOST STRIKEOUTS PER GAME

|    |      |      |
|----|------|------|
| 1. | 9.25 | 1998 |
| 2. | 8.76 | 1994 |
| 3. | 8.30 | 1984 |
| 4. | 8.29 | 1992 |
| 5. | 8.12 | 1991 |

### WALKS ISSUED

||
||
||

# THE LAST TIME...

## A FLORIDA BATTER HAD...

**8 At Bats in a Game:** Casey Turgeon vs. Missouri (4/20/13)  
**7 At Bats in a Game:** Dalton Guthrie vs. Stetson (4/7/15)  
**5 Hits in a Game:** JJ Schwarz vs. vs. Stetson (4/7/15)  
**4 Hits in a Game:** Harrison Bader vs. Virginia (6/20/15)  
**6 Runs in a Game:** Adam Davis vs. Notre Dame (6/5/05)  
**5 Runs in a Game:** JJ Schwarz vs. Stetson (4/7/15)  
**4 Runs in a Game:** JJ Schwarz vs. South Carolina (4/12/15)  
**4 Doubles in a Game:** David Eckstein vs. Bethune-Cookman (4/10/96)  
**3 Doubles in a Game:** Taylor Gushue vs. Mississippi State (4/5/13)  
**2 Triples in a Game:** Brian Haught vs. Campbell (3/4/97)  
**2 Grand Slams in a Game:** Zack Powers vs. Duke (2/17/13, 7th & 8th)  
**A Grand Slam:** Casey Turgeon vs. Illinois State (3/12/14, 8th)  
**Back-to-Back Home Runs:** Mike Zunino & Brian Johnson vs. South Carolina (3/23/12, 1st)  
**Back-to-Back-to-Back Home Runs:** Brian Jeroloman, Brandon McArthur & Brian Leclerc vs. Florida State (6/10/05, 5th)  
**A Pinch-Hit Home Run:** Brandon Sedell vs. Bethune-Cookman (4/25/12)  
**Consecutive pinch-hit home runs:** Mike Floyd & Brian Haught vs. South Carolina (4/19/98)  
**A Pinch-Hit Grand Slam:** Casey Smith vs. Ole Miss (3/28/97)  
**An Inside-the-Park Home Run:** Brian Ogle vs. Purdue (3/12/97)  
**The Cycle (1B, 2B, 3B, HR) in a Game:** Derek Nicholson vs. Kentucky (4/3/98)  
**10+ RBI in a Game:** 10, JJ Schwarz vs. Stetson (4/7/15)  
**9 RBI in a Game:** Zack Powers vs. Duke (2/17/13)  
**7 RBI in a Game:** Mike Zunino vs. Bethune-Cookman (5/3/11)  
**6 RBI in a Game:** Richie Martin vs. South Carolina (4/11/15)  
**10+ Total Bases:** 18, JJ Schwarz vs. Stetson (4/7/15)  
**5 Walks in a Game:** Matt LaPorta vs. Tennessee (5/18/07)  
**4 Walks in a Game:** Buddy Reed vs. Vanderbilt (5/8/15)  
**3 Walks in a Game:** Peter Alonso vs. LSU (5/23/15)  
**5 Strikeouts in a Game:** Travis Andre vs. LSU (3/22/96)  
**4 Strikeouts in a Game:** Zack Powers vs. North Carolina (5/31/14)  
**A Steal of Home in a Game:** Richie Martin vs. Florida State (3/17/15)  
**4 Stolen Bases in a Game:** Stephen Barton vs. Michigan State (3/12/05)  
**3 Stolen Bases in a Game:** Casey Turgeon vs. Bethune-Cookman (4/25/12)  
**3 Home Runs in a Game:** JJ Schwarz vs. Stetson (4/7/15) – hit four  
**2 Home Runs in a Game:** JJ Schwarz vs. Florida State (6/6/15)  
**HR from Both Sides of the Plate:** Adam Davis vs. Tennessee (4/30/05)  
**Home Runs in Consecutive At Bats:** Peter Alonso vs. Mississippi State (4/19/15, 4th & 3rd)  
**Home Runs in 3 Consecutive At Bats:** JJ Schwarz vs. Stetson (4/7/15, 2nd, 3rd & 4th)  
**3 Sacrifice Flies in a Game:** Justin Shafer vs. Florida A&M (3/7/12)  
**3 Hits in an Inning:** Ben Harrison vs. Savannah State (2/7/01, 2nd)  
**2 Hits in an Inning:** Vickash Ramjit vs. South Carolina (4/13/13, 6th - 2 doubles)  
**3 HBP in a Game:** Richie Martin vs. Florida A&M (5/29/15)  
**2 HBP in a Game:** Richie Martin vs. Florida A&M (5/29/15)  
**A Lead-off Home Run:** Harrison Bader vs. Vanderbilt (5/24/15)  
**A Walk-off Home Run:** Justin Shafer vs. LSU-1 (3/29/14, 9th)  
**A Walk-off Hit:** Buddy Reed vs. Miami (FL) (2/20/15, single in 9th)

## A FLORIDA PITCHER HAD...


**A Complete Game**  
**(9 Innings):** Logan Shore vs. Mississippi State (4/17/15)  
**(7 Innings):** A. J. Puk vs. Arkansas (5/22/15)  
**Consecutive Complete Games:** Hudson Randall vs. South Carolina (3/26/11) & Tennessee (4/1/11)  
**A Shutout:**  
**(9 Innings):** Aaron Rhodes vs. Missouri (4/26/14)  
**(7 Innings):** A. J. Puk vs. Arkansas (5/22/15)  
**A Combined Shutout**  
**(extra innings (11)):** Logan Shore (7.0), Bobby Poyner (0.2), Ryan Harris (2.0), Kirby Sneed (0.2) & Eric Hanhold (0.2) vs. Connecticut (3/7/14)  
**(9 Innings):** Logan Shore (5.0), Frank Rubio (2.0) & Shaun Anderson (2.0) vs. Florida A&M (5/29/15)  
**(7 Innings):** Ron Scott (4.2) & John Pricher (2.1) vs. Kentucky (4/18/92)  
**A Shutout (Freshman)**  
**Postseason:** Marc Valdes vs. Florida State (6/2/91, College World Series)  
**Regular Season:** Tyson Johnson vs. Ohio State (2/26/86)  
**A Non-Shutout Complete Game (Freshman):** Matt McClendon vs. Auburn (5/17/97)  
**10+ Innings in a Start:** 10, Johnny Wiggs vs. Vanderbilt (5/7/88)  
**A Start into 10th:** Rob Bonanno vs. Georgia (5/19/94)  
**10+ Strikeouts:** 11, A. J. Puk vs. Arkansas (5/22/15)  
**Three Batters Hit:** Dane Dunning vs. Kentucky (4/25/15)  
**A 2-Hitter**  
**(9 Innings):** Jonathon Crawford vs. Ole Miss (3/30/13)  
**(7 Innings):** John Burke vs. Georgia-2 (4/20/91)  
**A 1-Hitter (9 Innings):** Aaron Rhodes vs. Missouri (4/26/14)  
**A No-Hitter:** Jonathon Crawford vs. Bethune-Cookman (6/1/12)  
**A Combined No-Hitter:** Doug Brennan (7.0) & Chris Nelson (2.0) vs. Pace (3/19/93)  
**Wins in Both Games of a Doubleheader:** Danny Wheeler vs. Vanderbilt (4/16/94)  
**Saves in Both Games of a Doubleheader:** Danny Wheeler vs. Florida Atlantic (5/4/94)

## FLORIDA (THE TEAM)...

**Scored 20+ Runs:** 22 vs. Stetson (4/7/15)  
**Scored 15+ Runs:** 15 vs. Miami (FL) (6/13/15)  
**Scored 10+ Runs in an Inning:** 11, vs. Miami (FL) (6/13/15, 4th)  
**Had 20+ Hits:** 22 vs. Stetson (4/7/15)  
**Had 15+ Hits:** 17 vs. Florida A&M (5/29/15)  
**Had 8+ Doubles:** 10, vs. Hofstra-2 (2/23/03)  
**Had 7 Doubles:** vs. Ole Miss (3/31/12)  
**Had 6 Doubles:** vs. Stony Brook (2/28/15)  
**Had 3 Triples:** vs. Kentucky (5/17/03)  
**Had 7 Home Runs:** vs. Stetson (4/7/15)  
**Had 6 Home Runs:** vs. Florida Atlantic (6/6/10)  
**Had 5 Home Runs:** vs. Mississippi State (6/12/11)  
**Had 10+ Walks:** 10, vs. Vanderbilt (5/8/14)  
**Stole 10+ Bases:** 10, vs. Maine (3/16/95)  
**Allowed an Opponent 3 Hits or Less:** 3, vs. Florida A&M (5/29/15)  
**Won in Extra Innings:** 9-7 vs. Vanderbilt (5/9/15) – 10 innings  
**Lost in Extra Innings:** 4-3 vs. Florida State (4/14/15) – 12 innings  
**Was Shutout:** by Virginia (6/15/15, 1-0) – Brandon Waddell (7.0) & Josh Sborz (2.0)  
**Was Shutout at Home:** by Kentucky (4/24/15, 3-0) – Zack Brown (7.0), Zach Strecker (1.2), Spencer Jack (0.0) & Logan Salow (0.1)  
**Was Shutout on the Road:** by Virginia (6/15/15, 1-0) – Brandon Waddell (7.0) & Josh Sborz (2.0)  
**Struck Out 15+ Times:** 15, by Kentucky (5/16/09)  
**Was Held to Two Hits or Less:** 2, by Virginia (6/15/15)  
**Turned a Triple Play:** vs. LSU (5/9/08); Mike Mooney (SS)-Josh Adams (2B)-Preston Tucker (1B)

## AN OPPONENT...

**Hit a Grand Slam:** Austin Cousino, Kentucky (4/4/14, 3rd)  
**Hit a Pinch-Hit Grand Slam:** Robert Shelton, Ole Miss (4/12/98, 9th)  
**Hit Two Home Runs:** Dansby Swanson, Vanderbilt (5/9/15, 1st & 5th)  
**Had an Inside-the-Park Home Run:** Matt Ramsey, Tennessee (4/10/10, 2nd)  
**Had Back-to-Back Home Runs:** Greg Fettes & Connor Heady, Kentucky (4/25/15, 6th)  
**Had 5 Hits:** Chad Knight, UNF (4/2/08)  
**Had 4 Hits:** Mike Bell & Jared Walsh, Georgia (5/1/15)  
**Had 7 RBI:** Tim Angiolini, South Carolina (4/23/99)  
**Had 6 RBI:** JaCoby Jones, LSU (5/4/13)  
**Had 5 RBI:** Aaron Westlake, Vanderbilt (5/14/11)  
**Scored 10+ Runs in an Inning:** 10, South Carolina (3/26/06, 2nd)  
**Scored 4 Runs:** Kyle Barrett, Kentucky (4/4/14)  
**Had a Pinch-Hit HR:** Miles Hamblin, Ole Miss (4/30/11)  
**Had a Lead-off Home Run:** Logan Pearson, Missouri (4/21/13)  
**Had a Walk-off Home Run:** Quincy Nieporte, Florida State (4/14/15, 12th)  
**Had a Walk-off Hit:** Quincy Nieporte, Florida State (4/14/15, homer in 12th)  
**Stole Home:** Dylan Busby, Florida State (3/17/15)  
**Threw a No-Hitter:** Tom McMillan (7.0), Jacksonville (6/1/63)  
**Pitched a Complete Game:**  
**(9 Innings):** Carson Fulmer, Vanderbilt (5/7/15)  
**(7 Innings):** Adam Morgan, Alabama (5/29/10)  
**Pitched a Complete Game in Consecutive Starts:** Brooks Dunn & Justin Pigott, Mississippi State (5/5-5/6/08)  
**Had 13+ Strikeouts:** 13, David Price, Vanderbilt (4/27/07)  
**Had 10+ Strikeouts:** 11, Carson Fulmer, Vanderbilt (5/7/15)  
**Hit Four Batters:** Lou Distasio, Rhode Island (2/14/15) – hit 5  
**Hit Three Batters:** Kenny McDonald, Florida A&M (5/29/15)



One of the top postseason performers in Gator history, right-hander Tommy Boss fired back-to-back complete games in the 2005 NCAA Regional and Super Regional rounds held at McKethan Stadium and secured the win over Arizona State that put Florida in the CWS Championship Finals.

# FLORIDA YEARLY BATTING & PITCHING STATISTICS (SINCE 1948)

## TEAM BATTING

| YEAR | G                        | AVG  | AB   | R   | H   | RBI | 2B  | 3B  | HR  | TB   | SLG% | BB-HBP  | SO  | SB-SBA  |
|------|--------------------------|------|------|-----|-----|-----|-----|-----|-----|------|------|---------|-----|---------|
| 2015 | 70                       | .298 | 2417 | 489 | 720 | 445 | 129 | 24  | 66  | 1095 | .453 | 272-75  | 410 | 80-112  |
| 2014 | 63                       | .267 | 2077 | 289 | 554 | 260 | 76  | 9   | 26  | 726  | .350 | 229-60  | 348 | 57-84   |
| 2013 | 59                       | .269 | 1983 | 286 | 533 | 247 | 78  | 7   | 28  | 709  | .358 | 190-63  | 281 | 55-81   |
| 2012 | 67                       | .284 | 2242 | 393 | 636 | 360 | 122 | 12  | 75  | 1007 | .449 | 248-52  | 346 | 66-93   |
| 2011 | 72                       | .307 | 2460 | 455 | 755 | 421 | 143 | 13  | 69  | 1131 | .460 | 249-58  | 408 | 56-89   |
| 2010 | 64                       | .297 | 2193 | 439 | 652 | 408 | 110 | 15  | 83  | 1041 | .475 | 253-53  | 445 | 94-129  |
| 2009 | 64                       | .309 | 2229 | 486 | 689 | 429 | 97  | 17  | 68  | 1024 | .459 | 263-66  | 442 | 72-109  |
| 2008 | 58                       | .304 | 1995 | 412 | 606 | 378 | 100 | 16  | 60  | 918  | .460 | 230-47  | 402 | 109-131 |
| 2007 | 59                       | .290 | 2105 | 414 | 611 | 383 | 107 | 8   | 74  | 138  | .454 | 263-82  | 414 | 39-58   |
| 2006 | 56                       | .265 | 1896 | 321 | 502 | 302 | 71  | 10  | 52  | 749  | .395 | 205-70  | 382 | 33-45   |
| 2005 | 71                       | .293 | 2458 | 511 | 720 | 450 | 113 | 7   | 85  | 1102 | .448 | 331-79  | 515 | 67-94   |
| 2004 | 65                       | .305 | 2270 | 469 | 693 | 423 | 119 | 15  | 70  | 1052 | .463 | 280-69  | 437 | 71-102  |
| 2003 | 59                       | .320 | 2073 | 518 | 663 | 473 | 135 | 13  | 79  | 1061 | .512 | 249-84  | 386 | 57-72   |
| 2002 | 65                       | .346 | 2384 | 633 | 825 | 567 | 138 | 26  | 111 | 1348 | .565 | 325-58  | 324 | 66-80   |
| 2001 | 62                       | .314 | 2204 | 475 | 691 | 435 | 127 | 12  | 49  | 989  | .449 | 286-65  | 340 | 148-174 |
| 2000 | 68                       | .324 | 2419 | 567 | 783 | 509 | 135 | 21  | 84  | 1212 | .501 | 364-73  | 431 | 106-145 |
| 1999 | 56                       | .294 | 1990 | 395 | 586 | 355 | 110 | 9   | 78  | 948  | .476 | 251-45  | 398 | 82-107  |
| 1998 | 64                       | .332 | 2289 | 618 | 760 | 545 | 159 | 19  | 132 | 1353 | .591 | 345-47  | 372 | 84-124  |
| 1997 | 64                       | .320 | 2300 | 525 | 735 | 470 | 129 | 22  | 86  | 1166 | .507 | 290-63  | 373 | 114-158 |
| 1996 | 68                       | .317 | 2436 | 527 | 771 | 463 | 136 | 12  | 69  | 1138 | .467 | 336-50  | 447 | 123-182 |
| 1995 | 56                       | .292 | 1952 | 384 | 670 | 331 | 93  | 11  | 46  | 823  | .422 | 280-30  | 380 | 93-137  |
| 1994 | 63                       | .286 | 2136 | 384 | 610 | 339 | 108 | 20  | 61  | 941  | .441 | 248-25  | 356 | 87-130  |
| 1993 | 58                       | .277 | 1905 | 365 | 528 | 326 | 107 | 25  | 59  | 862  | .452 | 249-29  | 389 | 95-132  |
| 1992 | 64                       | .276 | 2095 | 408 | 579 | 363 | 104 | 11  | 64  | 897  | .428 | 293-36  | 419 | 103-144 |
| 1991 | 72                       | .299 | 2379 | 440 | 712 | 394 | 128 | 16  | 62  | 1058 | .445 | 276-34  | 493 | 99-155  |
| 1990 | 59                       | .281 | 1959 | 324 | 550 | 283 | 98  | 11  | 38  | 784  | .400 | 229-34  | 359 | 79-113  |
| 1989 | 66                       | .283 | 2162 | 465 | 612 | 416 | 109 | 10  | 73  | 960  | .444 | 339-44  | 443 | 49-86   |
| 1988 | 68                       | .290 | 2177 | 390 | 631 | 342 | 117 | 13  | 61  | 957  | .440 | 274-36  | 392 | 79-116  |
| 1987 | 56                       | .304 | 1850 | 403 | 563 | 358 | 115 | 10  | 62  | 884  | .377 | 224-20  | 291 | 72-102  |
| 1986 | 53                       | .269 | 1696 | 312 | 457 | 237 | 73  | 8   | 49  | 693  | .409 | 232-14  | 308 | 67-83   |
| 1985 | 61                       | .304 | 2015 | 452 | 612 | 400 | 131 | 9   | 71  | 974  | .483 | 342-10  | 367 | 112-145 |
| 1984 | 60                       | .285 | 1921 | 432 | 547 | 372 | 117 | 16  | 54  | 858  | .447 | 372-25  | 369 | 98-122  |
| 1983 | 52                       | .292 | 1647 | 346 | 481 | 293 | 79  | 25  | 29  | 695  | .422 | 266-24  | 229 | 80-107  |
| 1982 | 60                       | .317 | 1992 | 437 | 632 | 375 | 91  | 25  | 34  | 865  | .434 | 316-14  | 354 | 91-114  |
| 1981 | 59                       | .321 | 2006 | 491 | 643 | 434 | 125 | 16  | 67  | 1001 | .499 | 342-21  | 275 | 70-91   |
| 1980 | 56                       | .320 | 1877 | 463 | 600 | 411 | 87  | 29  | 52  | 906  | .483 | 368-22  | 281 | 58-82   |
| 1979 | 60                       | .313 | 1994 | 479 | 624 | 427 | 115 | 31  | 50  | 949  | .476 | 359-19  | 298 | 122-134 |
| 1978 | 49                       | .280 | 1469 | 252 | 411 | 216 | 76  | 25  | 23  | 606  | .413 | 217-15  | 196 | 70-101  |
| 1977 | 57                       | .307 | 1851 | 393 | 568 | 349 | 104 | 25  | 31  | 815  | .440 | 262-22  | 237 | 127-168 |
| 1976 | 48                       | .240 | 1468 | 203 | 353 | 176 | 65  | 13  | 17  | 495  | .337 | 226-N/A | 268 | 115-N/A |
| 1975 | 48                       | .288 | 1571 | 271 | 649 | 235 | 61  | 23  | 30  | 674  | .413 | 202-20  | 233 | 40-65   |
| 1974 | 44                       | .251 | 1401 | 211 | 351 | 182 | 49  | 10  | 26  | 577  | .412 | 149-N/A | 246 | N/A     |
| 1973 | 44                       | .250 | 1396 | 200 | 349 | 173 | 54  | 9   | 20  | 481  | .345 | 187-N/A | 226 | 36-N/A  |
| 1972 | 44                       | .253 | 1488 | 210 | 376 | 193 | 52  | 7   | 16  | 490  | .329 | 168-N/A | 249 | 54-N/A  |
| 1971 | 45                       | .245 | 1421 | 222 | 349 | 190 | 53  | 9   | 16  | 468  | .329 | 128-N/A | 234 | 44-N/A  |
| 1970 | 44                       | .246 | 1380 | 199 | 340 | 165 | 46  | 9   | 5   | 419  | .304 | 222-N/A | 214 | 55-N/A  |
| 1969 | 44                       | .281 | 1436 | 237 | 403 | 212 | 54  | 16  | 14  | 531  | .370 | 195-N/A | 196 | 72-N/A  |
| 1968 | 38                       | .239 | 1207 | 173 | 289 | 150 | N/A | N/A | N/A | N/A  | N/A  | 186-11  | 226 | N/A     |
| 1967 | 36                       | .258 | 1118 | 193 | 289 | 144 | 27  | 20  | 10  | 386  | .345 | 126-N/A | 219 | 37-N/A  |
| 1966 | 35                       | .257 | 1094 | 215 | 281 | 183 | 47  | 16  | 17  | 411  | .376 | N/A     | N/A | 35-N/A  |
| 1965 | 33                       | .265 | 1041 | 187 | 276 | 144 | 44  | 10  | 6   | 358  | .344 | N/A     | N/A | 40-N/A  |
| 1964 | 34                       | .273 | 1096 | 194 | 299 | 175 | 39  | 12  | 12  | 398  | .363 | N/A     | N/A | 41-N/A  |
| 1963 | 39                       | .264 | 1269 | 273 | 335 | 218 | 32  | 27  | 14  | 463  | .365 | N/A     | N/A | 94-N/A  |
| 1962 | 33                       | .269 | 1013 | 235 | 273 | 181 | 36  | 11  | 8   | 355  | .350 | N/A     | N/A | 108-N/A |
| 1961 | 28                       | .275 | 931  | 157 | 256 | 140 | 38  | 12  | 9   | 345  | .371 | N/A     | N/A | N/A     |
| 1960 | STATISTICS NOT AVAILABLE |      |      |     |     |     |     |     |     |      |      |         |     |         |
| 1959 | STATISTICS NOT AVAILABLE |      |      |     |     |     |     |     |     |      |      |         |     |         |
| 1958 | 20                       | .274 | 675  | 125 | 185 | 107 | 26  | 13  | 9   | 264  | .391 | 68-N/A  | N/A | 106-N/A |
| 1957 | 24                       | .259 | 792  | 125 | 205 | 115 | 18  | 5   | 4   | 245  | .309 | 105-N/A | 135 | N/A     |
| 1956 | STATISTICS NOT AVAILABLE |      |      |     |     |     |     |     |     |      |      |         |     |         |
| 1955 | 22                       | .251 | 717  | 138 | 180 | 110 | 26  | 6   | 15  | 263  | .367 | 105-9   | 113 | 25-N/A  |
| 1954 | STATISTICS NOT AVAILABLE |      |      |     |     |     |     |     |     |      |      |         |     |         |
| 1953 | STATISTICS NOT AVAILABLE |      |      |     |     |     |     |     |     |      |      |         |     |         |
| 1952 | STATISTICS NOT AVAILABLE |      |      |     |     |     |     |     |     |      |      |         |     |         |
| 1951 | 25                       | .295 | 914  | 237 | 271 | 200 | 36  | 16  | 9   | 357  | .391 |         |     |         |
| 1950 | 29                       | .282 | 989  | 217 | 279 | N/A | 36  | 15  | 7   | 366  | .370 | 151-N/A | 130 | N/A     |
| 1949 | STATISTICS NOT AVAILABLE |      |      |     |     |     |     |     |     |      |      |         |     |         |
| 1948 | 25                       | .277 | 748  | 150 | 208 | 116 | 29  | 11  | 10  | 289  | .386 | 95-N/A  | 114 | 40-N/A  |

# FLORIDA YEARLY BATTING & PITCHING STATISTICS (SINCE 1948)

## TEAM PITCHING

| YEAR | W-L                      | ERA  | SV  | CG  | SHO | IP    | H   | R   | ER  | SO  | BB  | 2B  | 3B  | HR  | OPP. AVG |
|------|--------------------------|------|-----|-----|-----|-------|-----|-----|-----|-----|-----|-----|-----|-----|----------|
| 2015 | 52-18                    | 3.18 | 14  | 3   | 4   | 622.0 | 532 | 247 | 220 | 555 | 184 | 82  | 14  | 47  | .232     |
| 2014 | 40-23                    | 3.26 | 20  | 1   | 7   | 574.2 | 548 | 240 | 208 | 435 | 174 | 95  | 4   | 34  | .253     |
| 2013 | 29-30                    | 3.92 | 12  | 1   | 2   | 532.0 | 512 | 261 | 232 | 407 | 186 | 97  | 13  | 36  | .254     |
| 2012 | 47-20                    | 2.92 | 18  | 3   | 4   | 601.0 | 551 | 222 | 195 | 505 | 138 | 96  | 14  | 31  | .243     |
| 2011 | 53-19                    | 2.95 | 15  | 2   | 11  | 644.0 | 594 | 250 | 211 | 547 | 130 | 100 | 17  | 37  | .243     |
| 2010 | 47-17                    | 4.13 | 18  | 1   | 3   | 565.0 | 604 | 290 | 259 | 455 | 135 | 103 | 9   | 52  | .273     |
| 2009 | 42-22                    | 4.27 | 13  | 0   | 1   | 564.1 | 620 | 343 | 268 | 427 | 188 | 97  | 10  | 70  | .282     |
| 2008 | 34-24                    | 4.39 | 10  | 3   | 2   | 508.1 | 597 | 319 | 248 | 319 | 189 | 84  | 1   | 54  | .296     |
| 2007 | 29-30                    | 5.27 | 10  | 2   | 2   | 527.1 | 660 | 380 | 309 | 346 | 195 | 94  | 10  | 55  | .307     |
| 2006 | 28-28                    | 4.21 | 10  | 3   | 1   | 493.2 | 561 | 300 | 231 | 346 | 157 | 102 | 9   | 32  | .285     |
| 2005 | 48-23                    | 3.98 | 17  | 3   | 2   | 637.1 | 682 | 342 | 282 | 504 | 194 | 113 | 7   | 47  | .276     |
| 2004 | 43-22                    | 3.96 | 11  | 9   | 4   | 584.2 | 640 | 339 | 257 | 345 | 141 | 111 | 18  | 49  | .279     |
| 2003 | 37-21                    | 4.39 | 6   | 6   | 2   | 521.0 | 586 | 304 | 254 | 391 | 138 | 104 | 14  | 48  | .282     |
| 2002 | 46-19                    | 4.34 | 16  | 5   | 3   | 579.0 | 595 | 328 | 279 | 205 | 441 | 109 | 11  | 62  | .263     |
| 2001 | 35-27                    | 6.01 | 12  | 0   | 2   | 549.1 | 627 | 423 | 367 | 370 | 302 | 126 | 9   | 64  | .289     |
| 2000 | 44-23-1                  | 5.57 | 12  | 4   | 2   | 607.0 | 694 | 448 | 376 | 476 | 264 | 138 | 19  | 66  | .287     |
| 1999 | 31-25                    | 5.21 | 9   | 2   | 0   | 501.0 | 602 | 365 | 290 | 414 | 233 | 130 | 11  | 52  | .297     |
| 1998 | 46-18                    | 5.02 | 16  | 4   | 0   | 570.2 | 646 | 404 | 318 | 592 | 247 | 105 | 8   | 70  | .282     |
| 1997 | 40-24                    | 5.29 | 14  | 0   | 0   | 568.2 | 668 | 398 | 334 | 452 | 219 | 104 | 5   | 68  | .293     |
| 1996 | 50-18                    | 4.23 | 17  | 6   | 5   | 613.0 | 625 | 342 | 288 | 459 | 237 | 106 | 10  | 47  | .265     |
| 1995 | 32-24                    | 4.07 | 10  | 5   | 4   | 504.0 | 519 | 278 | 228 | 416 | 212 | 87  | 18  | 34  | .267     |
| 1994 | 40-23                    | 4.44 | 16  | 2   | 2   | 563.2 | 553 | 335 | 278 | 552 | 233 | 84  | 13  | 59  | .256     |
| 1993 | 33-25                    | 4.58 | 6   | 9   | 7   | 495.0 | 469 | 295 | 252 | 459 | 267 | 70  | 7   | 35  | .253     |
| 1992 | 44-20                    | 3.34 | 17  | 9   | 4   | 559.2 | 495 | 262 | 208 | 531 | 303 | 77  | 7   | 27  | .239     |
| 1991 | 51-21                    | 3.30 | 18  | 15  | 8   | 613.0 | 535 | 287 | 225 | 585 | 301 | 71  | 8   | 49  | .234     |
| 1990 | 29-30                    | 4.45 | 11  | 3   | 5   | 503.1 | 539 | 293 | 249 | 439 | 254 | 74  | 10  | 32  | .276     |
| 1989 | 44-22                    | 4.41 | 14  | 11  | 1   | 563.2 | 601 | 362 | 276 | 477 | 303 | 106 | 10  | 73  | .271     |
| 1988 | 48-19                    | 3.47 | 13  | 17  | 3   | 576.0 | 569 | 283 | 222 | 482 | 275 | 113 | 13  | 72  | .259     |
| 1987 | 32-24                    | 5.51 | 5   | 14  | 2   | 463.7 | 482 | 348 | 284 | 324 | 303 | 115 | 9   | 63  | .268     |
| 1986 | 27-26                    | 5.38 | 9   | 11  | 3   | 440.0 | 485 | 309 | 263 | 349 | 235 | 73  | 8   | 49  | .278     |
| 1985 | 43-18                    | 3.56 | 5   | 23  | 5   | 510.2 | 478 | 281 | 202 | 405 | 225 | 67  | 9   | 36  | .243     |
| 1984 | 43-16                    | 3.55 | 4   | 24  | 5   | 494.0 | 431 | 257 | 195 | 456 | 284 | 57  | 6   | 36  | .229     |
| 1983 | 38-14                    | 2.85 | 9   | 15  | 4   | 429.2 | 353 | 190 | 136 | 354 | 238 | 53  | 0   | 20  | .221     |
| 1982 | 34-25                    | 4.93 | 4   | 26  | 2   | 498.2 | 552 | 355 | 273 | 293 | 248 | 77  | 6   | 53  | .291     |
| 1981 | 42-17                    | 4.47 | 7   | 26  | 1   | 494.2 | 508 | 297 | 246 | 286 | 225 | 95  | 4   | 52  | .259     |
| 1980 | 40-16                    | 4.80 | 10  | 19  | 6   | 463.1 | 496 | 288 | 247 | 261 | 260 | 76  | 7   | 39  | .281     |
| 1979 | 40-20                    | 4.17 | 8   | 21  | 4   | 498.0 | 507 | 298 | 231 | 273 | 271 | 76  | 8   | 36  | .266     |
| 1978 | 34-15                    | 2.79 | 6   | 27  | 6   | 400.1 | 372 | 168 | 124 | 253 | 138 | 60  | 6   | 17  | .247     |
| 1977 | 39-18                    | 3.74 | 7   | 22  | 6   | 474.1 | 461 | 258 | 197 | 259 | 176 | 84  | 17  | 43  | .253     |
| 1976 | 21-27                    | 4.19 | N/A | N/A | N/A | 388.3 | 388 | 234 | 181 | 216 | 216 | 49  | 21  | 19  | .265     |
| 1975 | 23-25                    | 4.63 | 8   | 17  | 3   | 400.3 | 413 | 261 | 206 | 214 | 252 | 67  | 15  | 24  | .269     |
| 1974 | 23-20                    | 3.73 | 4   | 15  | N/A | 374.0 | 371 | 216 | 155 | 180 | 176 | 59  | 11  | 19  | .256     |
| 1973 | 23-21                    | 3.10 | N/A | N/A | N/A | 375.0 | 353 | 191 | 129 | 246 | 149 | 42  | 22  | 9   | .231     |
| 1972 | 23-21                    | 3.43 | N/A | N/A | N/A | 399.0 | 357 | 218 | 152 | 226 | 187 | 45  | 22  | 21  | .238     |
| 1971 | 19-26                    | 4.33 | N/A | N/A | N/A | 369.7 | 398 | 235 | 168 | 249 | 168 | 46  | 20  | 26  | .269     |
| 1970 | 27-17                    | 2.66 | N/A | 14  | 10  | 375.7 | 333 | 163 | 111 | 234 | 128 | 35  | 13  | 18  | .234     |
| 1969 | 28-16                    | 2.60 | N/A | 16  | 6   | 376.7 | 343 | 145 | 109 | 262 | 112 | 36  | 16  | 16  | .240     |
| 1968 | 13-25                    | 2.20 | N/A | N/A | N/A | 328.0 | 257 | 110 | 80  | 221 | 101 | N/A | N/A | N/A | .221     |
| 1967 | 27-9                     | 2.65 | N/A | N/A | N/A | 304.7 | 223 | 115 | 90  | 203 | 134 | 19  | 10  | 15  | .202     |
| 1966 | 23-12                    | 2.94 | N/A | N/A | N/A | 294.3 | 244 | N/A | 96  | 193 | 113 | N/A | N/A | N/A | N/A      |
| 1965 | 20-13                    | 2.72 | N/A | N/A | N/A | 281.0 | 234 | 126 | 85  | 193 | 109 | N/A | N/A | N/A | N/A      |
| 1964 | 23-11                    | 2.84 | N/A | N/A | N/A | 307.7 | 237 | N/A | 97  | 216 | 112 | N/A | N/A | N/A | N/A      |
| 1963 | 30-9                     | 2.29 | N/A | N/A | N/A | 344.0 | 288 | N/A | 88  | 200 | 93  | N/A | N/A | N/A | N/A      |
| 1962 | 25-8                     | 3.03 | N/A | N/A | N/A | 285.0 | 230 | N/A | 96  | 174 | 118 | N/A | N/A | N/A | N/A      |
| 1961 | 19-9                     | 2.73 | N/A | N/A | N/A | 253.7 | 208 | 118 | 77  | 192 | 133 | N/A | N/A | N/A | N/A      |
| 1960 | STATISTICS NOT AVAILABLE |      |     |     |     |       |     |     |     |     |     |     |     |     |          |
| 1959 | STATISTICS NOT AVAILABLE |      |     |     |     |       |     |     |     |     |     |     |     |     |          |
| 1958 | STATISTICS NOT AVAILABLE |      |     |     |     |       |     |     |     |     |     |     |     |     |          |
| 1957 | 13-11                    | 2.57 | N/A | N/A | N/A | 207.0 | N/A | N/A | 59  | 103 | 110 | N/A | N/A | N/A | N/A      |
| 1956 | 20-4                     | 2.41 | N/A | N/A | N/A | 209.0 | 183 | 74  | 56  | 166 | 81  | N/A | N/A | N/A | N/A      |
| 1955 | 10-12                    | 4.24 | N/A | 11  | N/A | 191.0 | 193 | 136 | 90  | 108 | 95  | N/A | N/A | N/A | N/A      |
| 1954 | STATISTICS NOT AVAILABLE |      |     |     |     |       |     |     |     |     |     |     |     |     |          |
| 1953 | STATISTICS NOT AVAILABLE |      |     |     |     |       |     |     |     |     |     |     |     |     |          |
| 1952 | STATISTICS NOT AVAILABLE |      |     |     |     |       |     |     |     |     |     |     |     |     |          |
| 1951 | 16-9                     | N/A  | N/A | N/A | N/A | 222.3 | 217 | N/A | N/A | 115 | 102 | N/A | N/A | N/A | N/A      |
| 1950 | 20-9                     | 4.71 | N/A | N/A | N/A | 261.7 | N/A | N/A | 137 | 131 | 135 | N/A | N/A | N/A | N/A      |
| 1949 | STATISTICS NOT AVAILABLE |      |     |     |     |       |     |     |     |     |     |     |     |     |          |
| 1948 | 11-14                    | N/A  | N/A | N/A | N/A | N/A   | N/A | N/A | N/A | 92  | 101 | N/A | N/A | N/A | N/A      |

# YEARLY STATISTICAL LEADERS

## OFFENSIVE STATISTICS BATTING AVERAGE (MIN. 100 AB)

|             |                       |             |
|-------------|-----------------------|-------------|
| 1948        | Robert Forbes         | .438        |
| 1949        | Not Available         |             |
| 1950        | Harold Long           | .372        |
| 1951        | Fred Montsdeoca       | .422        |
| 1952        | Not Available         |             |
| 1953        | Not Available         |             |
| 1954        | Not Available         |             |
| 1955        | Ben Ward              | .321        |
| 1956        | Not Available         |             |
| 1957        | Russ Maxoy            | .304        |
| 1958        | Bernie Parrish        | .436        |
| 1959        | Not Available         |             |
| 1960        | Not Available         |             |
| 1961        | Len Sheinhoff         | .366        |
| 1962        | Tom Moore             | .319        |
| 1963        | Tom Moore             | .357        |
| 1964        | Jim Duncan            | .331        |
| <b>1965</b> | <b>Allen Trammell</b> | <b>.425</b> |
| 1966        | Skip Lujack           | .348        |
| 1967        | Richard Trapp         | .344        |
| 1968        | Richard Trapp         | .280        |
| 1969        | Guy McTheny           | .320        |
| 1970        | Tony Dobies           | .336        |



In 2006, Adam Davis became the ninth player in school history to accumulate 20+ home runs, 100+ runs batted in and 30+ stolen bases.

|      |                 |      |
|------|-----------------|------|
| 1971 | Will Harman     | .356 |
| 1972 | Ray Hull        | .315 |
| 1973 | David Bowden    | .303 |
| 1974 | Sammy Rick      | .331 |
| 1975 | Roger Holt      | .353 |
| 1976 | Nick Belmonte   | .321 |
| 1977 | Roger Holt      | .351 |
| 1978 | Jim Watkins     | .375 |
| 1979 | Jim Watkins     | .354 |
| 1980 | Dave Falcone    | .365 |
| 1981 | Glenn Carpenter | .376 |
| 1982 | Javier Ortiz    | .392 |
| 1983 | Brad Dantzer    | .348 |
| 1984 | Scott Ruskin    | .406 |
| 1985 | Scott Lusader   | .400 |
| 1986 | Rich Arena      | .378 |
| 1987 | Joey Fernandez  | .377 |
| 1988 | Mario Linares   | .332 |
| 1989 | Herbert Perry   | .370 |
| 1990 | Rick Britton    | .322 |
| 1991 | Mario Linares   | .350 |
| 1992 | Dave Majeski    | .342 |
| 1993 | Bo Comasano     | .326 |
| 1994 | James Eidam     | .362 |
| 1995 | Chris Wiggs     | .374 |
| 1996 | Brad Wilkerson  | .406 |
| 1997 | Brad Wilkerson  | .386 |
| 1998 | Casey Smith     | .388 |
| 1999 | Mark Ellis      | .344 |
| 2000 | Tim Olson       | .394 |
| 2001 | Jason Dill      | .403 |
| 2002 | Pat Osborn      | .414 |
| 2003 | Ben Harrison    | .362 |
| 2004 | Ben Harrison    | .353 |
| 2005 | Jeff Corsaletti | .358 |
| 2006 | Gavin Dickey    | .304 |
| 2007 | Matt LaPorta    | .402 |
| 2008 | Avery Barnes    | .360 |

|      |                      |      |
|------|----------------------|------|
| 2009 | A. Barnes, P. Tucker | .364 |
| 2010 | Matt den Dekker      | .352 |
| 2011 | Mike Zunino          | .371 |
| 2012 | Mike Zunino          | .322 |
| 2013 | Harrison Bader       | .312 |
| 2014 | Harrison Bader       | .337 |
| 2015 | Josh Tobias          | .355 |

## AT BATS

|             |                       |            |
|-------------|-----------------------|------------|
| 1948        | Robert Forbes         | 89         |
| 1949        | Not Available         |            |
| 1950        | Harold Long           | 129        |
| 1951        | Harold Long           | 108        |
| 1952        | Not Available         |            |
| 1953        | Not Available         |            |
| 1954        | Not Available         |            |
| 1955        | Ben Ward              | 78         |
| 1956        | Not Available         |            |
| 1957        | Charles King          | 104        |
| 1958        | Bobby Geissinger      | 82         |
| 1960        | Not Available         |            |
| 1961        | Dale Landress         | 105        |
| 1962        | Tom Moore             | 117        |
| 1963        | Earl Montgomery       | 153        |
| 1964        | Jim Duncan            | 124        |
| 1965        | Randy Horcroft        | 124        |
| 1966        | Dan Cushman           | 128        |
| 1967        | Dan Cushman           | 126        |
| 1968        | Richard Trapp         | 143        |
| 1969        | Guy McTheny           | 150        |
| 1970        | Will Harman           | 157        |
| 1971        | Tony Dobies           | 155        |
| 1972        | Ray Hull              | 162        |
| 1973        | Bob Carpenter         | 167        |
| 1974        | Sammy Rick            | 169        |
| 1975        | John Cortese          | 175        |
| 1976        | Terry Fitzgerald      | 170        |
| 1977        | Dean Empie            | 213        |
| 1978        | Frank McDonald        | 170        |
| 1979        | Larry Hall            | 231        |
| 1980        | Tony Stevens          | 196        |
| 1981        | Craig McGraw          | 236        |
| 1982        | Steve Floyd           | 234        |
| 1983        | John Dunlap           | 195        |
| 1984        | Mike Stanley          | 213        |
| 1985        | Scott Lusader         | 230        |
| 1986        | John Woodward         | 191        |
| 1987        | Tommy Edwards         | 216        |
| 1988        | Tommy Edwards         | 260        |
| 1989        | Ned Brigham           | 255        |
| 1990        | Mike Moberg           | 218        |
| 1991        | Dave Majeski          | 288        |
| 1992        | D. Majeski, T. Rich   | 231        |
| 1993        | Brian Duva            | 222        |
| 1994        | Brian Duva            | 247        |
| 1995        | David Eckstein        | 224        |
| <b>1996</b> | <b>David Eckstein</b> | <b>302</b> |
| 1997        | David Eckstein        | 276        |
| 1998        | Greg Catalanotte      | 261        |
| 1999        | Mark Ellis            | 244        |
| 2000        | Kurt Keene            | 282        |
| 2001        | Kevin Estrada         | 251        |
| 2002        | Ryan Shealy           | 261        |
| 2003        | Brett Dowdy           | 244        |
| 2004        | Jonathan Tucker       | 268        |
| 2005        | Adam Davis            | 294        |
| 2006        | Adam Davis            | 224        |
| 2007        | Cole Figueroa         | 262        |
| 2008        | Avery Barnes          | 225        |
| 2009        | Avery Barnes          | 247        |
| 2010        | Austin Maddox         | 264        |
| 2011        | Preston Tucker        | 286        |
| 2012        | Preston Tucker        | 262        |
| 2013        | Justin Shafer         | 230        |
| 2014        | Richie Martin         | 249        |
| 2015        | D. Guthrie, B. Reed   | 282        |

## RUNS SCORED


|      |                     |    |
|------|---------------------|----|
| 1948 | Robert Forbes       | 20 |
| 1949 | Not Available       |    |
| 1950 | Roy Poole           | 36 |
| 1951 | H. Long, W. Rushing | 32 |
| 1952 | Not Available       |    |
| 1953 | Not Available       |    |
| 1954 | Not Available       |    |
| 1955 | Martin Fredy        | 20 |
| 1956 | Not Available       |    |

|             |                         |           |
|-------------|-------------------------|-----------|
| 1957        | Russ Maxoy              | 15        |
| 1958        | Bobby Barnes            | 20        |
| 1959        | Not Available           |           |
| 1960        | Not Available           |           |
| 1961        | Dale Landress           | 17        |
| 1962        | Tom Moore               | 34        |
| 1963        | Al Lopez                | 39        |
| 1964        | J. Duncan, T. Shannon   | 26        |
| 1965        | D. Pendley, A. Trammell | 25        |
| 1966        | Bruce Moore             | 27        |
| 1967        | Richard Trapp           | 29        |
| 1968        | Richard Trapp           | 27        |
| 1969        | Guy McTheny             | 35        |
| 1970        | Tony Dobies             | 26        |
| 1971        | Tony Dobies             | 30        |
| 1972        | Mark Hedgecock          | 27        |
| 1973        | Bob Carpenter           | 32        |
| 1974        | Sammy Rick              | 31        |
| 1975        | Roger Holt              | 38        |
| 1976        | Nick Belmonte           | 30        |
| 1977        | Roger Holt              | 60        |
| 1978        | Jim Watkins             | 37        |
| 1979        | Jim Watkins             | 60        |
| 1980        | Steve Lombardozi        | 55        |
| 1981        | Steve Lombardozi        | 68        |
| 1982        | Steve Floyd             | 51        |
| 1983        | Mike Stanley            | 45        |
| 1984        | Mike Stanley            | 57        |
| 1985        | Scott Lusader           | 70        |
| 1986        | John Woodward           | 38        |
| 1987        | Joey Fernandez          | 62        |
| 1988        | Brian Reimsnyder        | 61        |
| 1989        | Ned Brigham             | 78        |
| 1990        | Billy Minnis            | 39        |
| 1991        | Dave Majeski            | 63        |
| 1992        | Dave Majeski            | 64        |
| 1993        | Brian Duva              | 53        |
| 1994        | Brian Duva              | 56        |
| 1995        | David Eckstein          | 58        |
| 1996        | David Eckstein          | 76        |
| 1997        | David Eckstein          | 85        |
| 1998        | Brad Wilkerson          | 86        |
| 1999        | Mark Ellis              | 56        |
| 2000        | Mark Kiger              | 78        |
| 2001        | Kevin Estrada           | 61        |
| <b>2002</b> | <b>Mark Kiger</b>       | <b>90</b> |
| 2003        | Brett Dowdy             | 67        |
| 2004        | Adam Davis              | 68        |
| 2005        | Ad. Davis, M. LaPorta   | 75        |
| 2006        | Adam Davis              | 44        |
| 2007        | Matt LaPorta            | 60        |
| 2008        | Avery Barnes            | 65        |
| 2009        | Avery Barnes            | 76        |
| 2010        | Matt den Dekker         | 65        |
| 2011        | Mike Zunino             | 75        |
| 2012        | Nolan Fontana           | 59        |
| 2013        | Casey Turgeon           | 41        |
| 2014        | Richie Martin           | 49        |
| 2015        | Richie Martin           | 63        |

## HITS

|      |               |    |
|------|---------------|----|
| 1948 | Robert Forbes | 39 |
| 1949 | Not Available |    |

|             |                            |            |
|-------------|----------------------------|------------|
| 1950        | Harold Long                | 48         |
| 1951        | H. Long, W. Rushing        | 32         |
| 1952        | Not Available              |            |
| 1953        | Not Available              |            |
| 1954        | Not Available              |            |
| 1955        | Ben Ward                   | 25         |
| 1956        | Not Available              |            |
| 1957        | Russ Maxoy                 | 28         |
| 1958        | Bernie Parrish             | 34         |
| 1959        | Not Available              |            |
| 1960        | Not Available              |            |
| 1961        | Lynn Howie                 | 31         |
| 1962        | Tom Moore                  | 37         |
| 1963        | Tom Moore                  | 50         |
| 1964        | Jim Duncan                 | 41         |
| 1965        | Allen Trammell             | 51         |
| 1966        | Skip Lujack                | 40         |
| 1967        | Richard Trapp              | 42         |
| 1968        | Richard Trapp              | 40         |
| 1969        | Skip Lujack                | 49         |
| 1970        | T. Dobies, W. Harman       | 51         |
| 1971        | Tony Dobies                | 46         |
| 1972        | Ray Hull                   | 51         |
| 1973        | B. Carpenter, T. Dulaney   | 42         |
| 1974        | Sammy Rick                 | 56         |
| 1975        | Roger Holt                 | 60         |
| 1976        | Nick Belmonte              | 53         |
| 1977        | Roger Holt                 | 71         |
| 1978        | Jim Watkins                | 57         |
| 1979        | Jim Watkins                | 80         |
| 1980        | S. Lombardozi, T. Stevens  | 62         |
| 1981        | Glenn Carpenter            | 79         |
| 1982        | Javier Ortiz               | 77         |
| 1983        | B. Dantzer, M. Stanley     | 45         |
| 1984        | Scott Ruskin               | 84         |
| 1985        | Scott Lusader              | 92         |
| 1986        | Rodney Brewer              | 60         |
| 1987        | Joey Fernandez             | 75         |
| 1988        | T. Edwards, J. Mendez      | 83         |
| 1989        | Herbert Perry              | 90         |
| 1990        | Mike Moberg                | 66         |
| 1991        | Dave Majeski               | 96         |
| 1992        | Dave Majeski               | 79         |
| 1993        | Brian Duva                 | 66         |
| 1994        | Brian Duva                 | 73         |
| 1995        | Chris Wiggs                | 82         |
| 1996        | David Eckstein             | 102        |
| 1997        | David Eckstein             | 94         |
| 1998        | Casey Smith                | 97         |
| 1999        | Mark Ellis                 | 84         |
| 2000        | Kurt Keene                 | 103        |
| 2001        | Kevin Estrada              | 88         |
| <b>2002</b> | <b>M. Kiger, P. Osborn</b> | <b>104</b> |
| 2003        | Brett Dowdy                | 88         |
| 2004        | C.J. Smith                 | 87         |
| 2005        | Jeff Corsaletti            | 100        |
| 2006        | Adam Davis                 | 66         |
| 2007        | Cole Figueroa              | 86         |
| 2008        | Avery Barnes               | 81         |
| 2009        | Avery Barnes               | 90         |
| 2010        | Austin Maddox              | 88         |
| 2011        | Mike Zunino                | 98         |
| 2012        | Preston Tucker             | 84         |




A two-time All-SEC Eastern Division selection, Larry Mikesell led Florida in both earned run average and wins during the 1980 and 1981 seasons.

|      |                     |    |
|------|---------------------|----|
| 2013 | H. Bader, J. Shafer | 69 |
| 2014 | Taylor Gushue       | 71 |
| 2015 | Buddy Reed          | 86 |

## DOUBLES

|      |                         |    |
|------|-------------------------|----|
| 1948 | Robert Forbes           | 6  |
| 1949 | Not Available           |    |
| 1950 | Harold Long             | 8  |
| 1951 | Gene Gore               | 8  |
| 1952 | Not Available           |    |
| 1953 | Not Available           |    |
| 1954 | Not Available           |    |
| 1955 | J. Bilyk, B. Trodinnick | 5  |
| 1956 | Not Available           |    |
| 1957 | Charles Rawlings        | 4  |
| 1958 | Bernie Parrish          | 5  |
| 1959 | Not Available           |    |
| 1960 | Not Available           |    |
| 1961 | Len Scheinhoff          | 8  |
| 1962 | Len Scheinhoff          | 8  |
| 1963 | Earl Montgomery         | 6  |
| 1964 | Dave Porter             | 9  |
| 1965 | Allen Trammell          | 12 |
| 1966 | Skip Lujack             | 11 |
| 1967 | Jim Frazier             | 6  |
| 1968 | Not Available           |    |
| 1969 | Guy McTheny             | 10 |
| 1970 | T. Dobies, W. Harman    | 9  |
| 1971 | Tony Dobies             | 10 |
| 1972 | Ray Hull                | 14 |
| 1973 | John Fuller             | 8  |
| 1974 | John Fuller             | 11 |
| 1975 | Joel Murrie             | 9  |
| 1976 | Terry Fitzgerald        | 15 |
| 1977 | Dean Empie              | 18 |
| 1978 | Dave Adeimyo            | 12 |
| 1979 | Tony Stevens            | 19 |
| 1980 | Craig McGraw            | 12 |
| 1981 | Craig McGraw            | 18 |
| 1982 | Steve Floyd             | 13 |
| 1983 | Rob Thompson            | 12 |
| 1984 | Scott Ruskin            | 21 |
| 1985 | Chris Lombardozi        | 23 |
| 1986 | Rodney Brewer           | 21 |
| 1987 | Rodney Brewer           | 22 |
| 1988 | Mario Linares           | 17 |
| 1989 | Ned Brigham             | 19 |
| 1990 | Mike Moberg             | 23 |
| 1991 | Mario Linares           | 22 |
| 1992 | Brian Purvis            | 15 |
| 1993 | Chan Perry              | 16 |
| 1994 | Chan Perry              | 17 |
| 1995 | Chris Wiggs             | 16 |
| 1996 | Brad Wilkerson          | 22 |
| 1997 | Derek Nicholson         | 20 |
| 1998 | Greg Catalanotte        | 23 |
| 1999 | Mark Ellis              | 18 |
| 2000 | Kurt Keene              | 20 |
| 2001 | Aaron Davidson          | 16 |



The dynamic duo of Mike Stanley (l.) and Scott Ruskin helped the Gators to four consecutive SEC Eastern Division titles from 1982-85 and brought home SEC Tournament hardware in 1982 and 1984.

# YEARLY STATISTICAL LEADERS



In his final season as a Gator in 2002, Ryan Shealy batted .379 and set UF records for total bases (186) and runs batted in (80). Fellow first baseman Matt LaPorta was just shy of eclipsing both categories in 2005.

|             |                        |           |
|-------------|------------------------|-----------|
| 2002        | Pat Osborn             | 17        |
| 2003        | Jeff Corsaletti        | 20        |
| 2004        | C.J. Smith             | 16        |
| 2005        | Jeff Corsaletti        | 18        |
| 2006        | Adam Davis             | 11        |
| 2007        | Four players tied with | 12        |
| 2008        | Josh Adams             | 17        |
| 2009        | Brandon McArthur       | 14        |
| 2010        | Preston Tucker         | 17        |
| 2011        | Preston Tucker         | 23        |
|             | Mike Zunino            | 23        |
| <b>2012</b> | <b>Mike Zunino</b>     | <b>28</b> |
| 2013        | Justin Shafer          | 17        |
| 2014        | Taylor Gushue          | 16        |
| 2015        | H. Bader, J. Schwarz   | 16        |

| TRIPLES     |                           |           |
|-------------|---------------------------|-----------|
| 1948        | Robert Forbes             | 3         |
| 1950        | Lowell Rushing            | 4         |
| 1951        | Not Available             |           |
| 1952        | Not Available             |           |
| 1953        | Not Available             |           |
| 1954        | Not Available             |           |
| 1955        | Ben Ward                  | 2         |
| 1956        | Not Available             |           |
| 1957        | Five players tied with    | 1         |
| 1958        | Charlie Smith             | 3         |
| 1959        | Not Available             |           |
| 1960        | Not Available             |           |
| 1961        | Bernie Haskins            | 3         |
| 1962        | Tom Moore                 | 5         |
| 1963        | Bernie Haskins            | 6         |
| 1964        | Earl Montgomery           | 4         |
| 1965        | Four players tied with    | 2         |
| 1966        | Rufus Frazier             | 5         |
| 1967        | S. Lujack, N. Nicosia     | 3         |
| 1968        | Not Available             |           |
| 1969        | L. Bloodworth, S. Lujack  | 3         |
| 1970        | Nick DeVirgillis          | 3         |
| 1971        | R. Carpenter, J. Sutton   | 3         |
| 1972        | D. Bowden, R. Hull        | 2         |
| 1973        | Bob Carpenter             | 3         |
| 1974        | John Reich                | 3         |
| 1975        | Roger Holt                | 5         |
| 1976        | J.B. Caldwell, J. Shulock | 3         |
| 1977        | Joe Ward                  | 5         |
| 1978        | Jim Watkins               | 7         |
| <b>1979</b> | <b>Rob Teegarden</b>      | <b>11</b> |
| 1980        | David Banes               | 5         |
| 1981        | Dave Falcone              | 4         |
| 1982        | Albie Scoggins            | 6         |
| 1983        | John Dunlap               | 7         |
| 1984        | Felix Martinez            | 5         |
| 1985        | Scott Lusader             | 4         |
| 1986        | John Woodward             | 5         |
| 1987        | R. Brewer, J. Mendez      | 3         |
| 1988        | Mike Moberg               | 6         |
| 1989        | H. Perry, B. Reimsnyder   | 3         |
| 1990        | Billy Minnis              | 3         |
| 1991        | Brent Killen              | 4         |

|             |                            |           |
|-------------|----------------------------|-----------|
| 1992        | Dave Majeski               | 4         |
| <b>1993</b> | <b>Brian Duva</b>          | <b>11</b> |
| 1994        | Tripp MacKay               | 6         |
| 1995        | Three players tied with    | 2         |
| 1996        | D. Eckstein, B. Wilkerson  | 3         |
| 1997        | Brian Haught               | 5         |
| 1998        | Derek Nicholson            | 4         |
| 1999        | Mark Ellis                 | 3         |
| 2000        | K. Keene, T. Olson         | 4         |
| 2001        | Mark Kiger                 | 3         |
| 2002        | Ben Harrison               | 5         |
| 2003        | Brett Dowdy                | 3         |
| 2004        | Jonathan Tucker            | 4         |
| 2005        | Matt LaPorta               | 2         |
| 2006        | Four players tied with     | 2         |
| 2007        | Avery Barnes               | 2         |
| 2008        | A. Barnes, B. McArthur     | 4         |
| 2009        | Avery Barnes               | 6         |
| 2010        | M. den Dekker, T. Thompson | 3         |
| 2011        | Nolan Fontana              | 5         |
| 2012        | Casey Turgeon              | 3         |
| 2013        | H. Bader, T. Gushue        | 2         |
| 2014        | Three players tied with    | 2         |
| 2015        | B. Reed, J. Tobias         | 5         |

| HOME RUNS   |                         |           |
|-------------|-------------------------|-----------|
| 1948        | Three players tied with | 2         |
| 1949        | Not Available           |           |
| 1950        | Dick Pace               | 4         |
| 1951        | Haywood Sullivan        | 3         |
| 1952        | Not Available           |           |
| 1953        | Not Available           |           |
| 1954        | Not Available           |           |
| 1955        | Ben Ward                | 4         |
| 1956        | Not Available           |           |
| 1957        | Russ Maxoy              | 3         |
| 1958        | D. Fleming, B. Parrish  | 3         |
| 1959        | Not Available           |           |
| 1960        | Not Available           |           |
| 1961        | C. Price, L. Scheinhof  | 3         |
| 1962        | C.W. Price              | 3         |
| 1963        | Earl Montgomery         | 3         |
| 1964        | Three players tied with | 2         |
| 1965        | Six players tied with   | 1         |
| 1966        | Rufus Frazier           | 5         |
| 1967        | Three players tied with | 2         |
| 1968        | Not Available           |           |
| 1969        | Guy McTheny             | 4         |
| 1970        | Five players tied with  | 1         |
| 1971        | Tony Dobies             | 6         |
| 1972        | John Fuller             | 6         |
| 1973        | John Fuller             | 6         |
| 1974        | John Fuller             | 6         |
| 1975        | Jim Joiner              | 8         |
| 1976        | Jim Joiner              | 7         |
| 1977        | Dave Adeimy             | 8         |
| 1978        | D. Adeimy, J. Watkins   | 5         |
| 1979        | Tony Stevens            | 12        |
| 1980        | Tony Stevens            | 13        |
| 1981        | Dave Falcone            | 19        |
| 1982        | Javier Ortiz            | 10        |
| 1983        | Tim Owens               | 7         |
| 1984        | Scott Ruskin            | 12        |
| 1985        | Mike Stanley            | 14        |
| 1986        | Jose Alou               | 8         |
| 1987        | Joey Fernandez          | 16        |
| 1988        | Brian Reimsnyder        | 15        |
| 1989        | N. Brigham, B. Minnis   | 11        |
| 1990        | Eric Martinez           | 8         |
| 1991        | Herbert Perry           | 15        |
| 1992        | Brent Killen            | 14        |
| 1993        | B. Camposano, S. Dailey | 12        |
| 1994        | Chan Perry              | 15        |
| 1995        | James Eidam             | 10        |
| 1996        | Chuck Hazzard           | 18        |
| 1997        | Brad Wilkerson          | 23        |
| 1998        | Brad Wilkerson          | 23        |
| 1999        | Greg Catalanotte        | 18        |
| 2000        | Tony Socarras           | 19        |
| 2001        | Matt Goss               | 11        |
| 2002        | Ryan Shealy             | 23        |
| 2003        | C.J. Smith              | 17        |
| 2004        | Ben Harrison            | 17        |
| <b>2005</b> | <b>Matt LaPorta</b>     | <b>26</b> |
| 2006        | Matt LaPorta            | 14        |
| 2007        | Matt LaPorta            | 20        |
| 2008        | Cole Figueroa           | 9         |

|      |                         |    |
|------|-------------------------|----|
| 2009 | Preston Tucker          | 15 |
| 2010 | Austin Maddox           | 17 |
| 2011 | Mike Zunino             | 19 |
| 2012 | Mike Zunino             | 19 |
| 2013 | Three players tied with | 5  |
| 2014 | Taylor Gushue           | 6  |
| 2015 | JJ Schwarz              | 18 |

| RUNS BATTED IN |                        |           |
|----------------|------------------------|-----------|
| 1948           | Robert Forbes          | 26        |
| 1950           | Not Available          |           |
| 1951           | G. Gore, F. Montsdeoca | 26        |
| 1952           | Not Available          |           |
| 1953           | Not Available          |           |
| 1954           | Not Available          |           |
| 1955           | Ben Ward               | 20        |
| 1956           | Not Available          |           |
| 1957           | Bobby Geissinger       | 15        |
| 1958           | Bernie Parrish         | 23        |
| 1959           | Not Available          |           |
| 1960           | Not Available          |           |
| 1961           | Len Scheinhof          | 20        |
| 1962           | Len Scheinhof          | 27        |
| 1963           | Tom Moore              | 38        |
| 1964           | Three players with     | 27        |
| 1965           | Allen Trammell         | 33        |
| 1966           | Rufus Frazier          | 39        |
| 1967           | Skip Lujack            | 23        |
| 1968           | Mike Ovca              | 24        |
| 1969           | Skip Lujack            | 35        |
| 1970           | Tony Dobies            | 21        |
| 1971           | Tony Dobies            | 27        |
| 1972           | Ray Hull               | 26        |
| 1973           | John Fuller            | 29        |
| 1974           | John Fuller            | 31        |
| 1975           | John Cortese           | 33        |
| 1976           | J.B. Caldwell          | 28        |
| 1977           | Dean Empie             | 49        |
| 1978           | Rob Teegarden          | 33        |
| 1979           | Tony Stevens           | 51        |
| 1980           | Tony Stevens           | 74        |
| 1981           | Dave Falcone           | 74        |
| 1982           | S. Floyd, J. Ortiz     | 52        |
| 1983           | Tim Owens              | 40        |
| 1984           | Scott Ruskin           | 59        |
| 1985           | Scott Ruskin           | 60        |
| 1986           | Joey Fernandez         | 40        |
| 1987           | Joey Fernandez         | 64        |
| 1988           | Mario Linares          | 58        |
| 1989           | Herbert Perry          | 59        |
| 1990           | Eric Martinez          | 40        |
| 1991           | Herbert Perry          | 57        |
| 1992           | Brent Killen           | 54        |
| 1993           | Bo Camposano           | 53        |
| 1994           | Chan Perry             | 65        |
| 1995           | Chris Kokinda          | 46        |
| 1996           | Brad Wilkerson         | 68        |
| 1997           | Brad Wilkerson         | 76        |
| 1998           | Brad Wilkerson         | 70        |
| 1999           | Greg Catalanotte       | 58        |
| 2000           | Tim Olson              | 75        |
| 2001           | Matt Goss              | 54        |
| 2002           | Ryan Shealy            | 80        |
| 2003           | Mario Garza            | 66        |
| 2004           | Ben Harrison           | 70        |
| 2005           | Matt LaPorta           | 79        |
| 2006           | Gavin Dickey           | 41        |
| 2007           | Matt LaPorta           | 52        |
| 2008           | Cole Figueroa          | 57        |
| <b>2009</b>    | <b>Preston Tucker</b>  | <b>85</b> |
| 2010           | Austin Maddox          | 72        |
| 2011           | Preston Tucker         | 74        |
| 2012           | Mike Zunino            | 67        |
| 2013           | Taylor Gushue          | 33        |
| 2014           | Taylor Gushue          | 49        |
| 2015           | JJ Schwarz             | 73        |

| WALKS |               |    |
|-------|---------------|----|
| 1948  | Robert Forbes | 17 |
| 1949  | Not Available |    |
| 1950  | Roy Poole     | 30 |
| 1951  | Not Available |    |
| 1952  | Not Available |    |
| 1953  | Not Available |    |
| 1954  | Not Available |    |
| 1955  | Martin Frady  | 22 |
| 1956  | Not Available |    |

|             |                             |           |
|-------------|-----------------------------|-----------|
| 1957        | Tom Clark                   | 15        |
| 1958        | Not Available               |           |
| 1959        | Not Available               |           |
| 1960        | Not Available               |           |
| 1961        | Not Available               |           |
| 1962        | Not Available               |           |
| 1963        | Not Available               |           |
| 1964        | Not Available               |           |
| 1965        | Not Available               |           |
| 1966        | Not Available               |           |
| 1967        | Not Available               |           |
| 1968        | Not Available               |           |
| 1969        | Not Available               |           |
| 1970        | Leon Bloodworth             | 41        |
| 1971        | Not Available               |           |
| 1972        | Not Available               |           |
| 1973        | Not Available               |           |
| 1974        | Joel Murrie                 | 30        |
| 1975        | Roger Holt                  | 36        |
| 1976        | Nick Belmonte               | 33        |
| 1977        | Roger Holt                  | 44        |
| 1978        | Jim Watkins                 | 37        |
| 1979        | Chuck Sandberg              | 59        |
| 1980        | Craig McGraw                | 58        |
| 1981        | Steve Lombardozi            | 58        |
| 1982        | Albie Scoggins              | 66        |
| 1983        | Albie Scoggins              | 53        |
| 1984        | Rory Alonzo                 | 54        |
| 1985        | Chris Lombardozi            | 59        |
| 1986        | J. Fernandez, T. Touma      | 28        |
| 1987        | Joey Fernandez              | 43        |
| 1988        | Brian Reimsnyder            | 54        |
| 1989        | Brian Reimsnyder            | 78        |
| 1990        | Dave Majeski                | 30        |
| 1991        | Brent Killen                | 54        |
| 1992        | Brent Killen                | 62        |
| 1993        | Brian Duva                  | 42        |
| 1994        | Brian Duva                  | 36        |
| 1995        | Chris Kokinda               | 37        |
| 1996        | Brad Wilkerson              | 76        |
| 1997        | Brad Wilkerson              | 63        |
| <b>1998</b> | <b>Brad Wilkerson</b>       | <b>85</b> |
| 1999        | Greg Catalanotte            | 30        |
| 2000        | Jason Dill                  | 59        |
| 2001        | Mark Kiger                  | 38        |
| 2002        | Mark Kiger                  | 60        |
| 2003        | C.J. Smith                  | 36        |
| 2004        | Ben Harrison                | 45        |
| 2005        | J. Corsaletti, B. Jeroloman | 50        |
| 2006        | Brian Jeroloman             | 38        |

|      |               |    |
|------|---------------|----|
| 2007 | Matt LaPorta  | 55 |
| 2008 | Josh Adams    | 35 |
| 2009 | Josh Adams    | 40 |
| 2010 | Nolan Fontana | 53 |
| 2011 | Nolan Fontana | 52 |
| 2012 | Nolan Fontana | 48 |
| 2013 | Casey Turgeon | 31 |
| 2014 | Casey Turgeon | 35 |
| 2015 | Richie Martin | 35 |


  

| STOLEN BASES |               |    |
|--------------|---------------|----|
| 1948         | Robert Forbes | 28 |
| 1949         | Not Available |    |
| 1950         | Roy Poole     | 20 |
| 1951         | Not Available |    |
| 1952         | Not Available |    |
| 1953         | Not Available |    |

|             |                       |           |
|-------------|-----------------------|-----------|
| 1954        | Not Available         |           |
| 1955        | Martin Frady          | 5         |
| 1956        | Not Available         |           |
| 1957        | Not Available         |           |
| 1958        | Don Fleming           | 18        |
| 1959        | Not Available         |           |
| 1960        | Not Available         |           |
| 1961        | Not Available         |           |
| 1962        | Tom Moore             | 26        |
| 1963        | Tom Moore             | 20        |
| 1964        | Jim Duncan            | 8         |
| 1965        | Allen Trammell        | 13        |
| 1966        | Tommy Shannon         | 8         |
| 1967        | Richard Trapp         | 14        |
| 1968        | Not Available         |           |
| 1969        | Guy McTheny           | 13        |
| 1970        | Will Harman           | 11        |
| 1971        | Rick Scarborough      | 24        |
| 1972        | Ray Hull              | 15        |
| 1973        | Tom Dulaney           | 7         |
| 1974        | Joel Murrie           | 12        |
| 1975        | Joel Murrie           | 11        |
| <b>1976</b> | <b>Nick Belmonte</b>  | <b>42</b> |
| 1977        | Roger Holt            | 32        |
| 1978        | Jim Watkins           | 28        |
| 1979        | Jim Watkins           | 37        |
| 1980        | Ronnie Deans          | 16        |
| 1981        | Steve Lombardozi      | 20        |
| 1982        | Albie Scoggins        | 24        |
| 1983        | Albie Scoggins        | 22        |
| 1984        | Rory Alonzo           | 24        |
| 1985        | Scott Ruskin          | 27        |
| 1986        | John Woodward         | 17        |
| 1987        | John Woodward         | 24        |
| 1988        | Ned Brigham           | 17        |
| 1989        | Ned Brigham           | 11        |
| 1990        | Dave Majeski          | 20        |
| 1991        | Dave Majeski          | 24        |
| 1992        | Dave Majeski          | 27        |
| 1993        | Brian Duva            | 34        |
| 1994        | Brian Duva            | 30        |
| 1995        | David Eckstein        | 34        |
| 1996        | David Eckstein        | 34        |
| 1997        | David Eckstein        | 35        |
| 1998        | Brad Wilkerson        | 21        |
| 1999        | M. Ellis, K. Keene    | 20        |
| 2000        | Mark Kiger            | 22        |
| 2001        | Kevin Estrada         | 35        |
| 2002        | Aaron Davidson        | 19        |
| 2003        | B. Dowdy, B. Harrison | 14        |
| 2004        | Adam Davis            | 22        |
| 2005        | Adam Davis            | 24        |
| 2006        | Adam Davis            | 9         |
| 2007        | C. Figueroa, A. Pride | 7         |
| 2008        | Avery Barnes          | 26        |
| 2009        | Avery Barnes          | 18        |
| 2010        | Matt den Dekker       | 23        |
| 2011        | Daniel Pigott         | 15        |
| 2012        | Nolan Fontana         | 13        |
| 2013        | Harrison Bader        | 15        |
| 2014        | Richie Martin         | 18        |
| 2015        | Richie Martin         | 20        |


  

| PITCHING STATISTICS APPEARANCES |                          |    |
|---------------------------------|--------------------------|----|
| 1948                            | Robert Adams             | 14 |
| 1949                            | Not Available            |    |
| 1950                            | Herman Wink              | 15 |
| 1951                            | F. Montsdeoca, H. Carrat | 9  |
| 1952                            | Not Available            |    |
| 1953                            | Not Available            |    |
| 1954                            | Not Available            |    |
| 1955                            | B. Touchberry, W. Larson | 8  |
| 1956                            | Wes Larson               | 10 |
| 1957                            | Burt Touchberry          | 10 |
| 1958                            | Not Available            |    |
| 1959                            | Not Available            |    |
| 1960                            | Not Available            |    |
| 1961                            | D. Aust, J. Nicholson    | 12 |
| 1962                            | J. Biggart, C.W. Price   | 13 |
| 1963                            | Jim Biggart              | 17 |
| 1964                            | Danny Eggart             | 15 |
| 1965                            | Adrian Zabala            | 16 |
| 1966                            | K. Prior, R. Rollyson    | 16 |
| 1967                            | Kelly Prior              | 18 |
| 1968                            | Glen Pickren             | 17 |



Former walk-on Rob Bonnano established a season standard with 148 strikeouts in 1994 and remains UF's all-time leader with 392 K.

# YEARLY STATISTICAL LEADERS



Rich Bombard led the Gators to their first SEC Tournament title in 1982 and was tabbed as the event's Most Valuable Player.

|             |                          |           |
|-------------|--------------------------|-----------|
| 1969        | Jim Courier              | 17        |
| 1970        | W. Rogers, T. Seybold    | 18        |
| 1971        | Tom Seybold              | 22        |
| 1972        | Doug Corbett             | 15        |
| 1973        | Mike Newman              | 17        |
| 1974        | Doug Corbett             | 21        |
| 1975        | Craig Pippin             | 17        |
| 1976        | Bruce Baker              | 17        |
| 1977        | Ron Crum                 | 17        |
| 1978        | Chuck Dale               | 16        |
| 1979        | Mike Grant               | 28        |
| 1980        | Joe Majer                | 25        |
| 1981        | N. Krsnich, M. McClellan | 16        |
| 1982        | Shawn Fawbush            | 25        |
| 1983        | Rich Rice                | 19        |
| 1984        | David Lee                | 22        |
| 1985        | Jeff Fischer             | 19        |
| 1986        | Steve Rosenberg          | 21        |
| 1987        | Ken Sebree               | 22        |
| 1988        | Jeff Gidcumb             | 27        |
| 1989        | Jamie McAndrew           | 25        |
| 1990        | T. McCray, J. Pricher    | 23        |
| 1991        | John Pricher             | 36        |
| 1992        | John Pricher             | 37        |
| 1993        | Darren McClellan         | 27        |
| 1994        | Danny Wheeler            | 35        |
| 1995        | Danny Wheeler            | 27        |
| 1996        | Paul Rigdon              | 42        |
| 1997        | Josh Fogg                | 41        |
| 1998        | Josh Fogg                | 40        |
| 1999        | Ben Grezlovski           | 36        |
| 2000        | Jay Bellflower           | 31        |
| 2001        | Keith Ramsey             | 31        |
| 2002        | Kevin Coleman            | 28        |
| 2003        | Connor Falkenbach        | 26        |
| 2004        | Connor Falkenbach        | 35        |
| <b>2005</b> | <b>Connor Falkenbach</b> | <b>51</b> |
| 2006        | Josh Edmondson           | 35        |
| 2007        | Josh Edmondson           | 31        |
| 2008        | Tony Davis               | 34        |
| 2009        | Billy Bullock            | 34        |
| 2010        | Kevin Chapman            | 31        |
| 2011        | Nick Maronde             | 36        |
| 2012        | Greg Larson              | 35        |
| 2013        | Ryan Harris              | 37        |
| 2014        | Kirby Snead              | 32        |
| 2015        | Taylor Lewis             | 31        |

## GAMES STARTED

|      |                 |    |
|------|-----------------|----|
| 1948 | Not Available   |    |
| 1949 | Not Available   |    |
| 1950 | Fred Montsdeoca | 7  |
| 1951 | Not Available   |    |
| 1952 | Not Available   |    |
| 1953 | Not Available   |    |
| 1954 | Not Available   |    |
| 1955 | Not Available   |    |
| 1956 | Not Available   |    |
| 1957 | Bucky Williams  | 7  |
| 1958 | Not Available   |    |
| 1959 | Not Available   |    |
| 1960 | Not Available   |    |
| 1961 | C.W. Price      | 8  |
| 1962 | Jerry Nicholson | 10 |
| 1963 | Danny Eggart    | 10 |
| 1964 | Not Available   |    |
| 1965 | Not Available   |    |
| 1966 | Not Available   |    |

|             |                        |           |
|-------------|------------------------|-----------|
| 1967        | Not Available          |           |
| 1968        | Not Available          |           |
| 1969        | Four players tied with | 7         |
| 1970        | Wayne Rogers           | 13        |
| 1971        | Not Available          |           |
| 1972        | Not Available          |           |
| 1973        | Not Available          |           |
| 1974        | Doug Corbett           | 12        |
| 1975        | John Chappell          | 13        |
| 1976        | Not Available          |           |
| 1977        | Ross Baumgarten        | 16        |
| 1978        | Pete Teixeira          | 14        |
| 1979        | Chuck Dale             | 17        |
| 1980        | Mike Grant             | 14        |
| 1981        | Larry Mikesell         | 15        |
| 1982        | Rich Bombard           | 18        |
| 1983        | George Reyes           | 12        |
| 1984        | Russ Kibler            | 15        |
| 1985        | Jeff Fischer           | 17        |
| 1986        | Ken Sebree             | 12        |
| 1987        | Ken Sebree             | 17        |
| <b>1988</b> | <b>Jeff Gidcumb</b>    | <b>21</b> |
| 1989        | Johnny Wiggs           | 16        |
| 1990        | Cord Corbitt           | 12        |
| 1991        | Marc Valdes            | 20        |
| 1992        | Marc Valdes            | 19        |
| 1993        | Marc Valdes            | 16        |
| 1994        | Rob Bonanno            | 18        |
| 1995        | Darren McClellan       | 17        |
| <b>1996</b> | <b>John Kaufman</b>    | <b>21</b> |
| 1997        | Matt McClendon         | 19        |
| 1998        | Brad Wilkerson         | 19        |
| 1999        | Matt McClendon         | 12        |
| 2000        | Mike Smalley           | 17        |
| 2001        | Jimmy Ramshaw          | 14        |
| 2002        | A. Hart, J. Ramshaw    | 17        |
| 2003        | Justin Hoyman          | 16        |
| 2004        | Justin Hoyman          | 19        |
| 2005        | T. Boss, A. Horne      | 19        |
| 2006        | B. Augenstein, B. Ball | 15        |
| 2007        | Bryan Augenstein       | 16        |
| 2008        | Patrick Keating        | 14        |
| 2009        | Stephen Locke          | 12        |
| 2010        | Hudson Randall         | 17        |
| 2011        | Hudson Randall         | 19        |
|             | Karsten Whitson        | 19        |
| 2012        | Brian Johnson          | 17        |
| 2013        | Jonathon Crawford      | 15        |
| 2014        | Logan Shore            | 15        |
| 2015        | Logan Shore            | 19        |

## COMPLETE GAMES

|      |                 |   |
|------|-----------------|---|
| 1948 | Not Available   |   |
| 1949 | Not Available   |   |
| 1951 | Not Available   |   |
| 1952 | Not Available   |   |
| 1953 | Not Available   |   |
| 1954 | Not Available   |   |
| 1955 | Burt Touchberry | 6 |
| 1956 | Not Available   |   |
| 1957 | Not Available   |   |
| 1958 | Not Available   |   |
| 1959 | Not Available   |   |
| 1960 | Not Available   |   |
| 1961 | Not Available   |   |
| 1962 | Not Available   |   |
| 1963 | Not Available   |   |
| 1964 | Not Available   |   |
| 1965 | Not Available   |   |
| 1966 | Not Available   |   |
| 1967 | Not Available   |   |

|             |                         |           |
|-------------|-------------------------|-----------|
| 1968        | Not Available           |           |
| 1969        | Jim Courier             | 7         |
| 1970        | Tom Seybold             | 5         |
| 1971        | Not Available           |           |
| 1972        | Not Available           |           |
| 1973        | Not Available           |           |
| <b>1974</b> | <b>Doug Corbett</b>     | <b>12</b> |
| 1975        | B. Baker, J. Chappell   | 5         |
| 1976        | Not Available           |           |
| 1977        | Ross Baumgarten         | 9         |
| 1978        | Pete Teixeira           | 9         |
| 1979        | Pete Teixeira           | 8         |
| 1980        | Larry Mikesell          | 8         |
| 1981        | Randy O'Neal            | 9         |
| 1982        | Rich Bombard            | 11        |
| 1983        | Clay Daniel             | 6         |
| 1984        | Russ Kibler             | 11        |
| 1985        | Scott Ruskin            | 10        |
| 1986        | S. Rosenberg, K. Sebree | 3         |
| 1987        | Ken Sebree              | 6         |
| 1988        | Jeff Gidcumb            | 10        |
| 1989        | Johnny Wiggs            | 6         |
| 1990        | John Burke              | 16        |
| 1991        | Marc Valdes             | 9         |
| 1992        | John Burke              | 4         |
| 1993        | Rob Bonanno             | 5         |
| 1994        | Rob Bonanno             | 2         |
| 1995        | Darren McClellan        | 4         |
| 1996        | John Kaufman            | 4         |
| 1997        | Brad Wilkerson          | 2         |
| 1998        | Matt McClendon          | 2         |
| 1999        | K. Brice, M. McClendon  | 1         |
| 2000        | J. Cardozo, M. Smalley  | 2         |
| 2001        | None                    |           |
| 2002        | Jimmy Ramshaw           | 3         |
| 2003        | Justin Hoyman           | 6         |
| 2004        | Justin Hoyman           | 5         |
| 2005        | Tommy Boss              | 2         |
| 2006        | Bryan Augenstein        | 3         |
| 2007        | Bryan Augenstein        | 2         |
| 2008        | Stephen Locke           | 2         |
| 2009        | None                    |           |
| 2010        | Alex Panteliodis        | 1         |
| 2011        | Hudson Randall          | 2         |
| 2012        | Three Players tied with | 1         |
| 2013        | Jonathon Crawford       | 1         |
| 2014        | Aaron Rhodes            | 1         |
| 2015        | Logan Shore             | 2         |

## EARNED RUN AVERAGE


|             |                        |             |
|-------------|------------------------|-------------|
| 1952        | Not Available          |             |
| 1953        | Not Available          |             |
| 1954        | Not Available          |             |
| 1955        | Burt Touchberry        | 3.47        |
| 1956        | Wes Larson             | 1.45        |
| <b>1957</b> | <b>Burt Touchberry</b> | <b>0.81</b> |
| 1958        | Not Available          |             |
| 1959        | Not Available          |             |
| 1960        | Not Available          |             |
| 1961        | C.W. Price             | 1.67        |
| 1962        | Jim Biggart            | 1.46        |
| 1963        | Ray Rollyson           | 2.09        |
| 1964        | Charlie Anderson       | 0.88        |
| 1965        | Ray Rollyson           | 2.25        |
| 1966        | Kelly Prior            | 1.54        |
| 1967        | Jim Courier            | 1.83        |
| 1968        | Wayne Rogers           | 0.91        |
| 1969        | Jim Courier            | 1.89        |
| 1970        | Glen Pickren           | 1.92        |
| 1971        | Bob Kowalski           | 3.27        |
| 1972        | Mike Newman            | 2.74        |

|      |                  |      |
|------|------------------|------|
| 1973 | Doug Corbett     | 1.97 |
| 1974 | Doug Corbett     | 1.76 |
| 1975 | Tom Baker        | 1.51 |
| 1976 | Bobby Meadows    | 2.97 |
| 1977 | Bruce Baker      | 3.07 |
| 1978 | Craig Pippin     | 1.97 |
| 1979 | Chuck Dale       | 3.32 |
| 1980 | Larry Mikesell   | 3.12 |
| 1981 | Larry Mikesell   | 3.27 |
| 1982 | Rich Bombard     | 3.47 |
| 1983 | Clay Daniel      | 2.26 |
| 1984 | Jeff Fischer     | 3.15 |
| 1985 | Rodney Brewer    | 2.57 |
| 1986 | Scott Sanford    | 4.33 |
| 1987 | Ken Sebree       | 4.19 |
| 1988 | Johnny Wiggs     | 2.75 |
| 1989 | Jamie McAndrew   | 2.21 |
| 1990 | John Pricher     | 2.71 |
| 1991 | John Burke       | 2.25 |
| 1992 | Rob Bonanno      | 2.78 |
| 1993 | Rob Bonanno      | 3.49 |
| 1994 | Danny Wheeler    | 2.05 |
| 1995 | Danny Wheeler    | 2.93 |
| 1996 | Paul Rigdon      | 2.19 |
| 1997 | Josh Fogg        | 2.37 |
| 1998 | Josh Fogg        | 2.03 |
| 1999 | Ben Grezlovski   | 2.69 |
| 2000 | Kenny Birch      | 3.79 |
| 2001 | Keith Ramsey     | 2.24 |
| 2002 | Alex Hart        | 3.24 |
| 2003 | Justin Hoyman    | 3.31 |
| 2004 | Darren O'Day     | 2.56 |
| 2005 | Darren O'Day     | 2.87 |
| 2006 | Darren O'Day     | 2.91 |
| 2007 | David Hurst      | 3.44 |
| 2008 | Josh Edmondson   | 2.87 |
| 2009 | Tony Davis       | 2.25 |
| 2010 | Kevin Chapman    | 1.65 |
| 2011 | Steven Rodriguez | 1.91 |
| 2012 | Greg Larson      | 1.33 |
| 2013 | Johnny Magliozzi | 2.67 |
| 2014 | Logan Shore      | 2.16 |
| 2015 | Taylor Lewis     | 1.33 |

## WINS

|             |                          |           |
|-------------|--------------------------|-----------|
| 1948        | Gus Adams                | 6         |
| 1949        | Not Available            |           |
| 1950        | Herman Wink              | 5         |
| 1951        | Harvey Carratt           | 5         |
| 1952        | Not Available            |           |
| 1953        | Not Available            |           |
| 1954        | Not Available            |           |
| 1955        | Burt Touchberry          | 5         |
| 1956        | Dale Willis              | 6         |
| 1957        | Burt Touchberry          | 6         |
| 1958        | Not Available            |           |
| 1959        | Not Available            |           |
| 1960        | Not Available            |           |
| 1961        | Dennis Aust              | 8         |
| 1962        | Jim Biggart              | 7         |
| 1963        | Danny Eggart             | 10        |
| 1964        | Danny Eggart             | 9         |
| 1965        | D. Eggart, A. Zabala     | 5         |
| 1966        | Kelly Prior              | 8         |
| 1967        | Kelly Prior              | 7         |
| 1968        | Glen Pickren             | 10        |
| 1969        | Jim Courier              | 11        |
| 1970        | Wayne Rogers             | 8         |
| 1971        | D. Corbett, T. Seybold   | 6         |
| 1972        | Bob Lundquist            | 6         |
| 1973        | Mike Newman              | 9         |
| 1974        | Doug Corbett             | 12        |
| 1975        | Bruce Baker              | 7         |
| 1976        | Bobby Meadows            | 9         |
| 1977        | R. Baumgarten, R. Crum   | 8         |
| 1978        | P. Teixeira, R. Crum     | 8         |
| 1979        | Three players tied with  | 8         |
| 1980        | Larry Mikesell           | 10        |
| 1981        | Larry Mikesell           | 10        |
| 1982        | Rich Bombard             | 11        |
| 1983        | George Reyes             | 7         |
| 1984        | Russ Kibler              | 12        |
| 1985        | Jeff Fischer             | 10        |
| 1986        | Three players tied with  | 5         |
| 1987        | T. Gedaminski, K. Sebree | 7         |
| <b>1988</b> | <b>Jeff Gidcumb</b>      | <b>16</b> |
| 1989        | John Wiggs               | 12        |

|      |                         |    |
|------|-------------------------|----|
| 1990 | Three players tied with | 6  |
| 1991 | Marc Valdes             | 13 |
| 1992 | Marc Valdes             | 10 |
| 1993 | Rob Bonanno             | 9  |
| 1994 | Three players tied with | 8  |
| 1995 | Darren McClellan        | 11 |
| 1996 | John Kaufman            | 11 |
| 1997 | Brad Wilkerson          | 11 |
| 1998 | Brad Wilkerson          | 10 |
| 1999 | Ben Grezlovski          | 9  |
| 2000 | Joey Simon              | 10 |



Danny Wheeler saved 13 of the Gators' 40 victories in 1994 on their way to a second-place showing in the SEC's Eastern Division and a berth in the NCAA Atlantic I Regional.

|      |                               |    |
|------|-------------------------------|----|
| 2001 | Joey Simon                    | 7  |
| 2002 | Alex Hart                     | 13 |
| 2003 | Justin Hoyman                 | 8  |
| 2004 | Justin Hoyman                 | 11 |
| 2005 | Alan Horne                    | 10 |
| 2006 | Bryan Augenstein              | 9  |
| 2007 | Bryan Augenstein              | 8  |
| 2008 | Patrick Keating               | 8  |
| 2009 | A. DeSclafani, A. Panteliodis | 6  |
| 2010 | Alex Panteliodis              | 11 |
| 2011 | Hudson Randall                | 11 |
| 2012 | Hudson Randall                | 9  |
| 2013 | Ryan Harris                   | 5  |
| 2014 | Logan Shore                   | 7  |
| 2015 | Logan Shore                   | 11 |

## INNINGS PITCHED

|             |                       |              |
|-------------|-----------------------|--------------|
| 1948        | Not Available         |              |
| 1949        | Not Available         |              |
| 1950        | Jack Gaines           | 64.2         |
| 1951        | Richard Brown         | 62.0         |
| 1952        | Not Available         |              |
| 1953        | Not Available         |              |
| 1954        | Not Available         |              |
| 1955        | Burt Touchberry       | 55.2         |
| 1956        | Dale Willis           | 67.2         |
| 1957        | Burt Touchberry       | 55.2         |
| 1958        | Not Available         |              |
| 1959        | Not Available         |              |
| 1960        | Not Available         |              |
| 1961        | C.W. Price            | 70.1         |
| 1962        | Jerry Nicholson       | 85.2         |
| 1963        | Danny Eggart          | 94.0         |
| 1964        | Danny Eggart          | 88.0         |
| 1965        | Danny Eggart          | 68.1         |
| 1966        | K. Prior, R. Rollyson | 93.1         |
| 1967        | Kelly Prior           | 79.0         |
| 1968        | Glen Pickren          | 97.2         |
| 1969        | Jim Courier           | 95.0         |
| 1970        | Tom Seybold           | 86.1         |
| 1971        | Tom Seybold           | 93.2         |
| 1972        | Mike Newman           | 75.2         |
| 1973        | Mike Newman           | 112.0        |
| 1974        | Doug Corbett          | 112.1        |
| 1975        | Craig Pippin          | 83.2         |
| 1976        | Craig Pippin          | 85.2         |
| 1977        | Ross Baumgarten       | 114.2        |
| 1978        | Pete Teixeira         | 94.1         |
| 1979        | Chuck Dale            | 119.1        |
| 1980        | Larry Mikesell        | 89.2         |
| 1981        | Randy O'Neal          | 108.0        |
| 1982        | Rich Bombard          | 114.1        |
| 1983        | George Reyes          | 68.2         |
| 1984        | Russ Kibler           | 103.0        |
| 1985        | Jeff Fischer          | 117.1        |
| 1986        | Steve Rosenberg       | 88.2         |
| 1987        | Ken Sebree            | 118.0        |
| <b>1988</b> | <b>Jeff Gidcumb</b>   | <b>151.2</b> |



Derek Nicholson accomplished the rare feat of hitting for the cycle in consecutive SEC games in 1998. He was 4-for-4 with five RBI in a 17-5 win over Tennessee on March 29, then went 5-for-5 and drove in four runs in a 20-10 triumph at Kentucky on April 3.

# YEARLY STATISTICAL LEADERS



An All-American and a first-team All-SEC reliever in 2012, left-hander Steven Rodriguez was chosen in the second round of June's Major League Baseball Draft and was called up to the Big Leagues by the Los Angeles Dodgers 81 days after pitching in the NCAA College World Series.

|      |                   |       |
|------|-------------------|-------|
| 1989 | Johnny Wiggs      | 131.1 |
| 1990 | John Pricher      | 83.0  |
| 1991 | Marc Valdes       | 140.1 |
| 1992 | Marc Valdes       | 131.2 |
| 1993 | Mark Valdes       | 122.2 |
| 1994 | Rob Bonanno       | 135.1 |
| 1995 | Darren McClellan  | 122.1 |
| 1996 | John Kaufman      | 125.0 |
| 1997 | Matt McClendon    | 95.2  |
| 1998 | Brad Wilkerson    | 123.0 |
| 1999 | Ben Grezlovski    | 83.2  |
| 2000 | Mike Smalley      | 99.0  |
| 2001 | Joey Simon        | 88.1  |
| 2002 | Alex Hart         | 111.0 |
| 2003 | Justin Hoyman     | 111.1 |
| 2004 | Justin Hoyman     | 139.2 |
| 2005 | Alan Horne        | 113.1 |
| 2006 | Bryan Augenstein  | 111.1 |
| 2007 | Bryan Augenstein  | 112.0 |
| 2008 | Patrick Keating   | 84.1  |
| 2009 | Stephen Locke     | 66.2  |
| 2010 | Alex Panteliodis  | 100.0 |
| 2011 | Hudson Randall    | 124.1 |
| 2012 | Hudson Randall    | 94.0  |
| 2013 | Jonathon Crawford | 86.2  |
| 2014 | Logan Shore       | 95.2  |
| 2015 | Logan Shore       | 112.1 |

## SAVES (SINCE 1974)

|      |                             |           |
|------|-----------------------------|-----------|
| 1974 | Doug Corbett                | 2         |
| 1975 | Wilkie Smith                | 3         |
| 1976 | Not Available               |           |
| 1977 | Billy Abell                 | 5         |
| 1978 | C. Dale, K. Kellogg         | 3         |
| 1979 | Mike Grant                  | 7         |
| 1980 | Joe Majer                   | 5         |
| 1981 | Carlos Moreno               | 4         |
| 1982 | Rich Fawbush                | 2         |
| 1983 | Rich Rice                   | 5         |
| 1984 | David Lee                   | 2         |
| 1985 | Steve Rosenberg             | 2         |
| 1986 | S. Rosenberg, T. Gedaminski | 3         |
| 1987 | Mike Parks                  | 3         |
| 1988 | Jamie McAndrew              | 10        |
| 1989 | Jamie McAndrew              | 7         |
| 1990 | Todd McCray                 | 5         |
| 1991 | John Pricher                | 12        |
| 1992 | John Pricher                | 11        |
| 1993 | Darren McClellan            | 3         |
| 1994 | <b>Danny Wheeler</b>        | <b>13</b> |
| 1995 | Danny Wheeler               | 9         |
| 1996 | Paul Rigdon                 | 10        |
| 1997 | Josh Fogg                   | 8         |
| 1998 | <b>Josh Fogg</b>            | <b>13</b> |
| 1999 | Ben Grezlovski              | 5         |
| 2000 | Jay Belflower               | 5         |
| 2001 | Keith Ramsey                | 9         |
| 2002 | Kevin Coleman               | 6         |
| 2003 | Connor Falkenbach           | 3         |
| 2004 | Darren O'Day                | 5         |
| 2005 | Connor Falkenbach           | 9         |
| 2006 | Darren O'Day                | 8         |

|      |                  |    |
|------|------------------|----|
| 2007 | David Hurst      | 6  |
| 2008 | Kyle Mullaney    | 3  |
| 2009 | Billy Bullock    | 11 |
| 2010 | Kevin Chapman    | 11 |
| 2011 | Austin Maddox    | 5  |
| 2012 | Austin Maddox    | 12 |
| 2013 | Johnny Magliozzi | 12 |
| 2014 | Ryan Harris      | 5  |
| 2015 | Taylor Lewis     | 7  |

## STRIKEOUTS

|      |                    |            |
|------|--------------------|------------|
| 1948 | Robert Adams       | 36         |
| 1949 | Not Available      |            |
| 1950 | Jack Gaines        | 35         |
| 1951 | Richard Brown      | 40         |
| 1952 | Not Available      |            |
| 1953 | Not Available      |            |
| 1954 | Not Available      |            |
| 1955 | Wes Larson         | 27         |
| 1956 | Dale Willis        | 89         |
| 1957 | Burt Touchberry    | 28         |
| 1958 | Not Available      |            |
| 1959 | Not Available      |            |
| 1960 | Not Available      |            |
| 1961 | Dennis Aust        | 76         |
| 1962 | Jerry Nicholson    | 53         |
| 1963 | Charles Anderson   | 58         |
| 1964 | Charles Anderson   | 78         |
| 1965 | Dan Eggart         | 36         |
| 1966 | Ray Rollyson       | 66         |
| 1967 | Kelly Prior        | 58         |
| 1968 | Jim Courier        | 65         |
| 1969 | Jim Courier        | 65         |
| 1970 | Tom Seybold        | 68         |
| 1971 | Tom Seybold        | 86         |
| 1972 | Mike Newman        | 52         |
| 1973 | Mike Newman        | 52         |
| 1974 | Doug Corbett       | 54         |
| 1975 | Craig Pippin       | 62         |
| 1976 | Craig Pippin       | 65         |
| 1977 | Ross Baumgarten    | 76         |
| 1978 | Pete Teixeira      | 66         |
| 1979 | Chuck Dale         | 65         |
| 1980 | Mike Grant         | 60         |
| 1981 | Larry Mikesell     | 66         |
| 1982 | Nick Krnsnich      | 66         |
| 1983 | Clay Daniel        | 57         |
| 1984 | Russ Kibler        | 111        |
| 1985 | Scott Ruskin       | 103        |
| 1986 | Steve Rosenberg    | 91         |
| 1987 | Ken Sebree         | 89         |
| 1988 | Jeff Gidcumb       | 126        |
| 1989 | Johnny Wiggs       | 87         |
| 1990 | John Burke         | 73         |
| 1991 | John Burke         | 135        |
| 1992 | Marc Valdes        | 129        |
| 1993 | Marc Valdes        | 119        |
| 1994 | <b>Rob Bonanno</b> | <b>148</b> |
| 1995 | Darren McClellan   | 126        |
| 1996 | John Kaufman       | 101        |
| 1997 | Brad Wilkerson     | 89         |
| 1998 | Brad Wilkerson     | 136        |

|      |                       |     |
|------|-----------------------|-----|
| 1999 | Ben Grezlovski        | 84  |
| 2000 | Mike Smalley          | 76  |
| 2001 | K. Ramsey, J. Ramshaw | 56  |
| 2002 | Keith Ramsey          | 84  |
| 2003 | Justin Hoyman         | 77  |
| 2004 | Justin Hoyman         | 89  |
| 2005 | Alan Horne            | 108 |
| 2006 | Bryan Augenstein      | 98  |
| 2007 | Bryan Augenstein      | 105 |
| 2008 | Billy Bullock         | 63  |
| 2009 | Nick Maronde          | 59  |
| 2010 | Alex Panteliodis      | 82  |
| 2011 | Karsten Whitson       | 92  |
| 2012 | Steven Rodriguez      | 81  |
| 2013 | Jonathon Crawford     | 69  |
| 2014 | Logan Shore           | 68  |
| 2015 | A.J. Puk              | 104 |

## FIELDING STATISTICS PUTOUS


|      |                  |     |
|------|------------------|-----|
| 1948 | Richard Forbes   | 247 |
| 1949 | Not Available    |     |
| 1950 | Ed Gonzales      | 211 |
| 1951 | Haywood Sullivan | 120 |
| 1952 | Not Available    |     |
| 1953 | Not Available    |     |
| 1954 | Not Available    |     |
| 1956 | Gerard Bilyk     | 211 |
| 1957 | Not Available    |     |
| 1958 | Not Available    |     |
| 1959 | Not Available    |     |
| 1960 | Not Available    |     |
| 1961 | Not Available    |     |
| 1962 | Not Available    |     |
| 1963 | Not Available    |     |
| 1964 | Not Available    |     |
| 1965 | Not Available    |     |
| 1966 | Not Available    |     |
| 1967 | Not Available    |     |
| 1968 | Not Available    |     |
| 1969 | Skip Lujack      | 370 |
| 1970 | Fred Bretz       | 220 |
| 1971 | Not Available    |     |
| 1972 | Not Available    |     |
| 1973 | Not Available    |     |
| 1974 | Not Available    |     |
| 1975 | J. B. Caldwell   | 218 |
| 1976 | Not Available    |     |
| 1977 | J. B. Caldwell   | 293 |
| 1978 | Dave Adeimy      | 369 |
| 1979 | Chuck Sandberg   | 561 |
| 1980 | Tony Stevens     | 422 |
| 1981 | Dave Falcone     | 422 |
| 1982 | Javier Ortiz     | 489 |
| 1983 | Brad Dantzler    | 370 |
| 1984 | Brad Dantzler    | 393 |
| 1985 | Mike Stanley     | 403 |
| 1986 | Ed Shea          | 177 |
| 1987 | Rodney Brewer    | 283 |
| 1988 | Jose Fernandez   | 391 |
| 1989 | Steve Zerr       | 380 |
| 1990 | Herbert Perry    | 477 |
| 1991 | Brent Killen     | 599 |

|      |                     |            |
|------|---------------------|------------|
| 1992 | Brent Killen        | 521        |
| 1993 | James Ramos         | 347        |
| 1994 | Chan Perry          | 469        |
| 1995 | Chris Kokinda       | 524        |
| 1996 | Eric Castaldo       | 415        |
| 1997 | Brad Wilkerson      | 465        |
| 1998 | David Ross          | 559        |
| 1999 | Ryan Shealy         | 297        |
| 2000 | Kurt Keene          | 429        |
| 2001 | Brian Rose          | 382        |
| 2002 | Ryan Shealy         | 605        |
| 2003 | C.J. Smith          | 501        |
| 2004 | C.J. Smith          | 475        |
| 2005 | <b>Matt LaPorta</b> | <b>719</b> |
| 2006 | Matt LaPorta        | 414        |
| 2007 | Matt LaPorta        | 421        |
| 2008 | Brandon McArthur    | 363        |
| 2009 | Preston Tucker      | 428        |
| 2010 | Preston Tucker      | 437        |
| 2011 | Mike Zunino         | 532        |
| 2012 | Mike Zunino         | 461        |
| 2013 | Vickash Ramjit      | 505        |
| 2014 | Taylor Gushue       | 337        |
| 2015 | Mike Rivera         | 293        |

## ASSISTS

|      |                  |     |
|------|------------------|-----|
| 1948 | Donald Ford      | 64  |
| 1949 | Not Available    |     |
| 1950 | Lou Garcia       | 93  |
| 1951 | Virgil Martin    | 72  |
| 1952 | Not Available    |     |
| 1953 | Not Available    |     |
| 1954 | Not Available    |     |
| 1955 | Not Available    |     |
| 1956 | Lee Maxcy        | 65  |
| 1957 | Not Available    |     |
| 1958 | Not Available    |     |
| 1959 | Not Available    |     |
| 1960 | Not Available    |     |
| 1961 | Not Available    |     |
| 1962 | Not Available    |     |
| 1963 | Not Available    |     |
| 1964 | Not Available    |     |
| 1965 | Not Available    |     |
| 1966 | Not Available    |     |
| 1967 | Not Available    |     |
| 1968 | Not Available    |     |
| 1969 | Leon Bloodworth  | 124 |
| 1970 | Leon Bloodworth  | 159 |
| 1971 | Not Available    |     |
| 1972 | Not Available    |     |
| 1973 | Not Available    |     |
| 1974 | Not Available    |     |
| 1975 | Roger Holt       | 159 |
| 1976 | Not Available    |     |
| 1977 | Roger Holt       | 181 |
| 1978 | Larry Hall       | 114 |
| 1979 | Larry Hall       | 118 |
| 1980 | Steve Lombardozi | 181 |
| 1981 | Steve Lombardozi | 195 |
| 1982 | Bruce Crabbe     | 180 |
| 1983 | Bruce Crabbe     | 126 |
| 1984 | Bruce Crabbe     | 127 |
| 1985 | Chris Lombardozi | 172 |

|      |                   |            |
|------|-------------------|------------|
| 1986 | Tim Touma         | 152        |
| 1987 | Tommy Edwards     | 171        |
| 1988 | Julio Mendez      | 202        |
| 1989 | Brent Addison     | 204        |
| 1990 | Billy Minnis      | 149        |
| 1991 | Kevin Polcovich   | 232        |
| 1992 | Ted Rich          | 190        |
| 1993 | Tripp MacKay      | 169        |
| 1994 | Tripp MacKay      | 162        |
| 1995 | David Eckstein    | 172        |
| 1996 | David Eckstein    | 243        |
| 1997 | David Eckstein    | 255        |
| 1998 | Ty Martin         | 159        |
| 1999 | Mark Ellis        | 193        |
| 2000 | Mark Kiger        | 184        |
| 2001 | Kevin Estrada     | 191        |
| 2002 | Mark Kiger        | 207        |
| 2003 | Jonathan Tucker   | 191        |
| 2004 | Justin Tordi      | 235        |
| 2005 | <b>Adam Davis</b> | <b>269</b> |
| 2006 | Adam Davis        | 201        |
| 2007 | Cole Figueroa     | 173        |
| 2008 | Cole Figueroa     | 173        |
| 2009 | Josh Adams        | 164        |
| 2010 | Nolan Fontana     | 189        |
| 2011 | Nolan Fontana     | 209        |
| 2012 | Nolan Fontana     | 188        |
| 2013 | Casey Turgeon     | 169        |
| 2014 | Casey Turgeon     | 195        |
| 2015 | Richie Martin     | 190        |



Steve Lombardozi achieved the trifecta of All-South Region, All-SEC Tournament and All-SEC during the 1981 campaign.

## ERRORS

|      |                  |    |
|------|------------------|----|
| 1948 | Genia White      | 14 |
| 1949 | Not Available    |    |
| 1950 | Lou Garcia       | 10 |
| 1951 | Donald Shaffer   | 11 |
| 1952 | Not Available    |    |
| 1953 | Not Available    |    |
| 1954 | Not Available    |    |
| 1955 | Not Available    |    |
| 1956 | Lee Maxcy        | 11 |
| 1957 | Not Available    |    |
| 1958 | Not Available    |    |
| 1959 | Not Available    |    |
| 1960 | Not Available    |    |
| 1961 | Not Available    |    |
| 1962 | Not Available    |    |
| 1963 | Not Available    |    |
| 1964 | Not Available    |    |
| 1965 | Not Available    |    |
| 1966 | Not Available    |    |
| 1967 | Dan Cushman      | 14 |
| 1968 | Not Available    |    |
| 1969 | Leon Bloodworth  | 13 |
| 1970 | Tom Blankenship  | 14 |
| 1971 | Not Available    |    |
| 1972 | Not Available    |    |
| 1973 | Not Available    |    |
| 1974 | Not Available    |    |
| 1975 | Roger Holt       | 21 |
| 1976 | Not Available    |    |
| 1977 | Roger Holt       | 28 |
| 1978 | Larry Hall       | 19 |
| 1979 | Larry Hall       | 23 |
| 1980 | Steve Lombardozi | 13 |
| 1981 | Steve Lombardozi | 20 |
| 1982 | Bruce Crabbe     | 18 |
| 1983 | Bruce Crabbe     | 23 |
| 1984 | Rory Alonzo      | 25 |



All-American right-hander Justin Hoyman led UF's pitching staff in complete games, games started, innings pitched, strikeouts and wins in '03 and '04.

# YEARLY STATISTICAL LEADERS

|             |                          |           |
|-------------|--------------------------|-----------|
| 1985        | Chris Lombardozi         | 25        |
| 1986        | Tim Touma                | 14        |
| 1987        | Allen Rutledge           | 21        |
| 1988        | Julio Mendez             | 21        |
| 1989        | Brent Addison            | 25        |
| 1990        | Gregg Castaldo           | 20        |
| <b>1991</b> | <b>Kevin Polcovich</b>   | <b>34</b> |
| 1992        | Kevin Polcovich          | 15        |
| 1993        | Shane McGinnis           | 12        |
| 1994        | John Tamargo             | 15        |
| 1995        | John Tamargo             | 15        |
| 1996        | John Tamargo             | 18        |
| 1997        | Ty Martin                | 23        |
| 1998        | Matt Siegel              | 22        |
| 1999        | M. Ellis, K. Keene       | 17        |
| 2000        | Aaron Sobieraj           | 23        |
| 2001        | Kevin Estrada            | 18        |
| 2002        | Pat Osborn               | 21        |
| 2003        | Jonathan Tucker          | 15        |
| 2004        | Jonathan Tucker          | 20        |
| 2005        | Adam Davis               | 19        |
| 2006        | Adam Davis               | 21        |
| 2007        | Jon Townsend             | 21        |
| 2008        | C. Figueroa, J. Townsend | 17        |
| 2009        | Mike Mooney              | 18        |
| 2010        | Austin Maddox            | 12        |
| 2011        | Nolan Fontana            | 12        |
| 2012        | Josh Tobias              | 11        |
| 2013        | Zack Powers              | 9         |
| 2014        | Richie Martin            | 21        |
| 2015        | Richie Martin            | 9         |

## FIELDING PERCENTAGE (MIN. 100 CHANCES)

|             |                      |              |
|-------------|----------------------|--------------|
| 1948        | Jewel Walker         | .991         |
| 1949        | Not Available        |              |
| 1950        | Roy Poole            | .975         |
| 1951        | Not Available        |              |
| 1952        | Not Available        |              |
| 1953        | Not Available        |              |
| 1954        | Not Available        |              |
| 1955        | Not Available        |              |
| 1956        | Thomas Clark         | .987         |
| 1957        | Not Available        |              |
| 1958        | Not Available        |              |
| 1959        | Not Available        |              |
| 1960        | Not Available        |              |
| 1961        | Not Available        |              |
| 1962        | Not Available        |              |
| 1963        | Not Available        |              |
| 1964        | Not Available        |              |
| 1965        | Not Available        |              |
| 1966        | Not Available        |              |
| 1967        | Not Available        |              |
| 1968        | Not Available        |              |
| 1969        | Skip Lujack          | .997         |
| 1970        | Fred Bretz           | .983         |
| 1971        | Not Available        |              |
| 1972        | Not Available        |              |
| 1973        | Not Available        |              |
| 1974        | Doug Corbett         | .979         |
| 1975        | D. Bowden, J. Joiner | .978         |
| 1976        | Jim Joiner           | .982         |
| 1977        | Frank McDonald       | .976         |
| <b>1978</b> | <b>Jim Watkins</b>   | <b>1.000</b> |
| 1979        | Chuck Sandberg       | .993         |
| 1980        | Glenn Carpenter      | .987         |
| 1981        | Ron Cardieri         | .991         |
| 1982        | Albie Scoggins       | .984         |
| 1983        | Brad Danzler         | .997         |
| 1984        | Scott Ruskin         | .990         |
| 1985        | John Floyd           | .994         |
| 1986        | Lou Palomba          | .984         |
| 1987        | Rodney Brewer        | .987         |
| 1988        | Mario Linares        | .992         |
| 1989        | Jose Fernandez       | .990         |
| 1990        | Herbert Perry        | .985         |
| 1991        | Brent Killen         | .990         |
| 1992        | Brent Killen         | .993         |
| 1993        | Brian Duva           | .990         |
| 1994        | Chan Perry           | .984         |
| <b>1995</b> | <b>Ronnie Sewell</b> | <b>1.000</b> |
| 1996        | Travis Andre         | .991         |
| <b>1997</b> | <b>Casey Smith</b>   | <b>1.000</b> |
| 1998        | Jason Dill           | .991         |
| 1999        | J. Dill, R. Shealy   | .984         |
| 2000        | Tony Socarras        | .991         |

|             |                       |              |
|-------------|-----------------------|--------------|
| 2001        | Brian Rose            | .986         |
| <b>2002</b> | <b>Matt Goss</b>      | <b>1.000</b> |
| 2003        | Brian Rose            | .989         |
| 2004        | Matt LaPorta          | .992         |
| 2005        | Brian Jeroloman       | .989         |
| 2006        | Matt LaPorta          | .991         |
| 2007        | Matt LaPorta          | .991         |
| <b>2008</b> | <b>Teddy Foster</b>   | <b>1.000</b> |
| 2009        | Matt den Dekker       | .995         |
| 2010        | Mike Zunino           | .995         |
| 2011        | Mike Zunino           | .995         |
| <b>2012</b> | <b>Brian Johnson</b>  | <b>1.000</b> |
| 2013        | Vickash Ramjit        | .989         |
| <b>2014</b> | <b>Zack Powers</b>    | <b>1.000</b> |
| <b>2015</b> | <b>Harrison Bader</b> | <b>1.000</b> |