



UNIVERSITY OF FLORIDA

2016 SOFTBALL

Will Pantages, Assistant Director of Communications
University of Florida Athletic Association
P.O. Box 14485, Gainesville, FL 32604-2485
WillP@gators.ufl.edu
O: (352) 375-4683 x 6120 • C: (352) 275-3398
www.FloridaGators.com

SEC CHAMPIONS: 1998, 2008, 2009, 2013, 2015 | **WCWS APPEARANCES:** 2008, 2009, 2010, 2011, 2013, 2014, 2015 | **NCAA CHAMPIONS:** 2014, 2015

2016 SCHEDULE & RESULTS

Date **Opponent** **Time/Result**

FEBRUARY

USF Wilson-DeMarini Tournament (Tampa, Fla.)

12 Fri vs. Illinois State W, 11-0 (5)
13 Sat vs. No. 2 Michigan W, 8-0 (5)
14 Sun vs. Virginia Tech W, 8-0 (6)
at USF W, 11-1 (5)

17 Wed vs. JACKSONVILLE W, 6-0
W, 10-0 (5)

Diamond 9 Tournament (Orlando, Fla.)

19 Fri vs. UAB W, 8-0 (5)
vs. Stephen F. Austin W, 6-2
20 Sat vs. Omaha W, 9-0 (5)
vs. Elon W, 3-1
21 Sun vs. Jacksonville State W, 10-0 (5)

Mary Nutter Collegiate Classic (Palm Springs, Calif.)

25 Fri vs. No. 10/11 UCLA W, 2-1
vs. North Carolina State W, 5-2
26 Sat vs. No. 8/9 Washington W, 3-1
vs. Nebraska W, 8-0 (5)
27 Sun vs. Utah W, 1-0

MARCH

3 Thurs vs. ILLINOIS STATE W, 7-2
AQUAFINA INVITATIONAL (Gainesville, Fla.)

4 Fri vs. FIU W, 3-1
5 Sat vs. SOUTH ALABAMA W, 9-0
vs. FIU W, 10-0 (5)
6 Sun vs. ILLINOIS STATE W, 11-1 (6)
vs. FAMU W, 4-1

9 Wed vs. South Dakota W, 9-0 (6)
W, 9-0 (5)

12 Sat at No. 3 Auburn* W, 6-3
13 Sun at No. 3 Auburn* W, 8-5
14 Mon at No. 3 Auburn* L, 5-4
16 Wed vs. WINTHROP W, 7-0

18 Fri vs. TENNESSEE* 7 p.m.
19 Sat vs. TENNESSEE* 12 p.m.
20 Sun vs. TENNESSEE* 4 p.m.

25 Fri at LSU* 5 p.m. (DH)
26 Sat at LSU* 12 p.m.

APRIL

1 Fri vs. ALABAMA* 6 p.m.
2 Sat vs. ALABAMA* 12 p.m.
3 Sun vs. ALABAMA* 1 p.m.

6 Wed at UCF 6 p.m.
8 Fri at Ole Miss* 7 p.m.
9 Sat at Ole Miss* 7 p.m.

10 Sun at Ole Miss* 2 p.m.
13 Wed vs. FLORIDA STATE 7 p.m.

16 Sat vs. ULL 1 p.m. (DH)

17 Sun vs. ULL 1 p.m.

20 Wed vs. USF 6 p.m.

22 Fri vs. MISSISSIPPI STATE* 6 p.m.

23 Sat vs. MISSISSIPPI STATE* 1 p.m.

24 Sun vs. MISSISSIPPI STATE* 5 p.m.

29 Fri at Texas A&M* 7:30 p.m.

30 Sat at Texas A&M* 2 p.m.

MAY

1 Sun at Texas A&M* 12:30 p.m.

4 Wed at Florida State 6 p.m.

6 Fri vs. ARKANSAS* 6 p.m.

7 Sat vs. ARKANSAS* 1 p.m.

8 Sun vs. ARKANSAS* 1 p.m.

11-14 Wed-Sat SEC Tournament (Starkville, Miss.)

20-22 Fri-Sun NCAA Regional (16 Sites)

26-29 Thurs-Sun NCAA Super Regional (8 Sites)

JUNE

2-8 Thu-Wed Women's College World Series (OKC)

All game times are Eastern Standard Time

* Southeastern Conference games



No. 16/16 TENNESSEE
(21-5)



No. 1/1 FLORIDA
(27-1)

MARCH 18-20, 2016

KSP Stadium
Gainesville, Fla.
Friday: 7 p.m.
Saturday: 12 p.m.
Sunday: 4 p.m.

TV: ESPNU/SEC Network

Radio: WGGG-AM &
WMOP-AM/FM

THE FIRST PITCH

► The No. 1-ranked Gator Softball team (27-1) continues Southeastern Conference play this weekend, hosting No. 16 Tennessee. The Volunteers have won five of the past six meetings between these two schools, but Florida holds the all-time advantage in the series, 42-24, including a 22-5 mark in Gainesville.

► Florida, picked in the preseason to win the SEC, is looking to win its second-straight SEC regular season crown in 2016, a feat UF last achieved in 2008 and 2009.

► All three games this weekend will be broadcast on ESPNU or SEC Network. Florida posted a 15-5 record on national television a season ago and is 2-1 so far this season.

QUICK HITS

► Florida is currently tied with its 2008, 2011 and 2014 teams for the second-best start in school history with a 27-1 record. UF opened its 2015 season 28-0.

► After taking two out of three from Auburn over the weekend, UF opened SEC play with a series win for the first time since 2014 when the Gators took two of three from Ole Miss.

► UF has an overall scoring margin of 196-26, including 15 shutouts and 13 mercy-rule victories. After UTA (19-2) dropped a pair of contests last weekend, UF holds the highest win percentage in the country (.963).

► Although UF's offense is averaging seven runs per game, which ranks 16th in the country, it's Florida's pitching and defense that have carried the torch thus far in 2016. Florida has allowed just 26 runs and committed only 11 errors through 28 games. UF's 26 runs allowed through 28 games is tied for the second fewest in school history through this point in any season. Florida's 2009 squad allowed 21 tallies through 28 contests.

► The Gators currently sport the third-best fielding percentage (.984) and the top earned run average in the nation (0.89). For comparison through 28 games last season, Florida had committed 19 errors and had a fielding percentage of .973. UF went on to record its best fielding percentage (.981) and committed just 33 errors. Both were school records.

► The Gators have allowed just one stolen base this season, the fewest in the SEC.

► Offensively, UF sits third in the country in on-base percentage (.487), 16th in scoring (7.00) and ninth in batting average (.361).

► Kayli Kvistad is hitting .583 (14 for 24) over her last 10 games with three home runs, two doubles, 16 RBI and seven runs scored.

► Kelsey Stewart is the NCAA active leader in career hits (321) by 50 tallies.

► UF hitters have struck out 67 times on the year; each of the Gators' three pitchers has 68+ strikeouts (Kelly Barnhill - 90, Delanie Gourley - 87, Aleshia Ocasio - 68). This group is looking to become the second trio in school history to all record 100+ strikeouts in a season. UF achieved this feat last season when Lauren Haeger (214), Aleshia Ocasio (155) and Delanie Gourley (105) all reached the century mark.

► Ocasio has one of the best ERAs in the nation (0.47) and Barnhill is third in strikeouts per game (11.5).

► The pitching trio of Delanie Gourley, Aleshia Ocasio and Kelly Barnhill has combined to allow the fewest runs in the SEC (28) and record the most strikeouts (245).

SETTING THE STAGE: TENNESSEE

► Florida and Tennessee last met at the Women's College World Series on May 28, 2015, when the Gators defeated the Vols in both squads' opening game, 7-2.

► The Volunteers have won five of the past six meetings between these two schools, but the Gators holds the all-time advantage in this series, 42-24, including a 22-5 mark in Gainesville.

2016 FLORIDA QUICK FACTS

SCHOOL INFORMATION

Official School Name..... University of Florida
 Location..... Gainesville, Fla.
 Founded..... 1853
 Enrollment..... 49,042
 President..... Dr. W. Kent Fuchs
 Nickname..... Gators
 Colors..... Orange (PMS 172) & Blue (PMS 286)
 Affiliation..... NCAA Division I
 Conference..... Southeastern - Eastern Division
 Athletics Director..... Jeremy Foley
 Senior Women's Administrator..... Lynda Tealer
 Athletics Department Phone..... (352) 375-4683
 Ticket Office Phone..... (352) 375-GoUF ext. 6800

STADIUM INFORMATION

Home Field..... Katie Seashole Pressly Stadium
 Capacity..... 1,200
 Field Dimensions..... 200 foul pole, 220 center
 Surface..... Grass
 Press Box Phone..... (352) 379-2879

COACHING STAFF

Head Coach..... Tim Walton (Oklahoma '96)
 Record at UF (Years)..... 579-122 (.826) (11)
 Career Record (Years)..... 702-186 (.790) (14)
 Assistant Coaches..... Jennifer Rocha (Oklahoma '99)
 Sharonda McDonald (Texas A&M '08)
 Volunteer Asst. Coach..... Doug Mirabelli (Wichita State)
 Athletic Trainer..... Katie Davis
 Strength & Conditioning Coordinator..... Paul Chandler
 Softball Program Coordinator..... Brittany Souillard
 Softball Office Phone..... (352) 375-4683 ext. 5554
 Office Fax..... (352) 375-7807

PROGRAM HISTORY

First Year of Softball..... 1997
 All-Time Program Record..... 940-369 (.717)
 All-Time SEC Record..... 347-176 (.663)
 Years in Women's College World Series/Last..... 7/2015
 Years in NCAA Regionals/Last..... 16/2015
 Record in NCAA Tournament..... 69-33 (.676)
 Record in SEC Tournament..... 23-25 (.479)
 SEC Titles..... 5 (1998, 2008, 2009, 2013, 2015)
 NCAA Titles..... 2 (2014, 2015)

TEAM INFORMATION

2016 Overall Record..... 27-1
 National Rank..... 1/1
 SEC Record..... 2-1
 Home Record..... 6-0
 Away Record..... 3-1
 Neutral Site Record..... 18-0
 Postseason Record..... 0-0
 SEC Tournament Finish..... TBD
 Letterwinners Returning/Lost..... 14/6
 Position Starters Returning/Lost..... 7/2
 Pitchers Returning/Lost..... 2/1
 Newcomers..... 7

FLORIDA COMMUNICATIONS

Softball Contact..... Will Pantages
 Office Phone..... (352) 375-4683 ext. 6120
 Cell Phone..... (352) 275-3398
 Office Fax..... (352) 375-4809
 E-Mail Address..... WillP@gators.ufl.edu
 Mailing Address..... P.O. Box 14485, Gainesville, FL 32604
 Overnight Address..... Gale Lemerand Dr.
 Ben Hill Griffin Stadium
 Gainesville, FL 32611
 Athletics Website..... www.FloridaGators.com
 Twitter/Instagram..... @GatorsSB
 Weatherline..... (352) 375-4683 ext. 3044

TOP RETURNEES

	GP/S	AVG.	AB	R	H	RBI	SB-A
Kelsey Stewart, INF	67/67	.435	232	71	101	41	26-28
Justine McLean, OF	60/33	.360	89	27	32	5	10-11
Nicole DeWitt, UT	60/53	.331	151	40	50	28	10-11
Kirsti Merritt, OF	67/67	.325	169	48	55	47	23-25
Taylor Fuller, UT	66/63	.276	163	40	45	56	7-7
Aubree Munro, C	57/51	.225	89	9	20	30	1-1

	ERA	W-L	IP	HR-ER	BB	K	
Aleshia Ocasio	2.01	18-3	136.0	101	45-39	25	155
Delanie Gourley	2.13	10-2	79.0	53	36-24	32	105

KEY LOSSES

	GP/S	AVG.	AB	R	H	RBI	SB-A
Lauren Haeger, UT	67/67	.348	187	50	65	71	2-3
Bailey Castro, UT	63/61	.293	133	42	39	36	1-1

	ERA	W-L	IP	HR-ER	BB	K	
Lauren Haeger	1.23	32-2	222.1	145	41-39	43	214



NUMERICAL ROSTER

NO.	NAME	POS.	HT.	B/T	YR.	HOMETOWN/HIGH SCHOOL
00	Voss, Alexandra	INF	5-2	L/R	Fr.	Coral Springs, FL/Coral Springs
1	Munro, Aubree	C	5-10	R/R	Sr.	Brea, CA./Brea Olinda
7	Stewart, Kelsey	INF	5-6	L/R	Sr.	Wichita, KA/Maize
8	Ocasio, Aleshia	UT	5-9	L/R	So.	St. Cloud, FL/Harmony
11	Barnhill, Kelly	RHP	5-8	R/R	Fr.	Marietta, GA/Pope
12	Fuller, Taylore	UT	5-9	R/R	Sr.	Trenton, FL/Chiefland
18	Lorenz, Amanda	OF	5-5	L/L	Fr.	Moorpark, CA/Moorpark
19	Herndon, Chelsea	OF	5-7	L/R	Jr.	Carrollton, TX/Hebron
20	Swertfager, Theresa	INF	5-4	R/R	Fr.	Katonah, NY/John Jay
21	Kvistad, Kayli	UT	5-8	L/R	So.	Lake City, FL/Columbia
23	DeWitt, Nicole	UT	5-7	L/R	So.	Garden Grove, CA/Pacifica
24	Merritt, Kirsti	OF	5-4	R/R	Sr.	Lake Panasoffkee, FL/South Sumter
25	Wheaton, Janell	C/1B	5-7	R/L	So.	Sab Dimas, CA/San Dimas
28	Clemens, Brooke	C	5-9	R/R	Fr.	Rotonda West, FL/Lemon Bay
33	Gourley, Delanie	LHP	5-4	L/L	Jr.	Lakeside, Calif./El Capitan
47	Mann, Lily	OF	5-9	L/R	Fr.	St. Cloud, Fla./Harmony
49	Schwarz, Taylor	1B	5-9	R/L	Sr.	Palm Beach Gardens, FL/Palm Beach Gardens
52	McLean, Justine	OF	5-3	L/L	Jr.	Rancho Cucamonga, CA/Rancho Cucamonga
74	Reynoso, Sophia	INF	5-4	R/R	Fr.	Palmdale, CA/Knight

COACHING STAFF

Head Coach.....	Tim Walton (Oklahoma '95) - 11th season
Assistant Coach.....	Jennifer Rocha (Oklahoma '98) - 11th season
Assistant Coach.....	Sharonda McDonald (Texas A&M '08) - 1st season
Volunteer Asst. Coach.....	Doug Mirabelli (Wichita State) - 1st season

SUPPORT STAFF

Athletic Trainer.....	Katie Davis (Illinois '08)
Strength & Conditioning.....	Paul Chandler (Harding '03)
Strength & Conditioning Intern.....	Wes Ulm (Cincinnati '14)
Equipment Manager.....	Edmund Boyd
Equipment Intern.....	Kyle Polansky
Program Coordinator.....	Brittany Souillard
Communications.....	Will Pantages
Marketing.....	John Gandy
Academic Counselor.....	Tony Meacham
Groundskeeper.....	Stephen Peters
Managers.....	Adam Derusha, Eric Logan, Matt Stewart

PRONUNCIATION GUIDE

TAYLORE Fuller.....	TAY-ler
DELANIE GOURLEY.....	duh-LAY-nee GORE-lee
Kayli KVISTAD.....	kuh-VIST-add
JUSTINE McLEAN.....	juh-STEEN muh-CLEAN
KIRSTI Merritt.....	KERR-stee
Doug MIRABELLI.....	MEER-o-BELLY
ALESHIA OCASIO.....	Uh-LEE-shuh oh-CAH-see-oh
Jennifer ROCHA.....	ROACH-uh
Taylor SCHWARZ.....	SchwarTz
Theresa SWERTFAGER.....	SWERRT-Fay-GER
JANELL Wheaton.....	Juh-NELL

ALPHABETICAL ROSTER

11	Kelly Barnhill	RHP
28	Brooke Clemens	C
23	Nicole DeWitt	UT
12	Taylore Fuller	UT
33	Delanie Gourley	LHP
19	Chelsea Herndon	OF
21	Kayli Kvistad	UT
18	Amanda Lorenz	OF
47	Lily Mann	OF
52	Justine McLean	OF
24	Kirsti Merritt	OF
1	Aubree Munro	C
8	Aleshia Ocasio	UT
74	Sophia Reynoso	INF
49	Taylor Schwarz	1B
7	Kelsey Stewart	INF
20	Theresa Swertfager	INF
00	Alex Voss	INF
25	Janell Wheaton	C/1B

Radio/TV Roster



#00
**ALEX
VOSS**



#1
**AUBREE
MUNRO**



#7
**KELSEY
STEWART**



#8
**ALESHIA
OCASIO**



#11
**KELLY
BARNHILL**



#12
**TAYLORE
FULLER**




#18
**AMANDA
LORENZ**



#19
**CHELSEA
HERNDON**



#20
**THERESA
SWERTFAGER**



#21
**KAYLI
KVISTAD**



#23
**NICOLE
DeWITT**



#24
**KIRSTI
MERRITT**



#25
**JANELL
WHEATON**



#28
**BROOKE
CLEMENS**



#33
**DELANIE
GOURLEY**



#47
**LILY
MANN**



#49
**TAYLOR
SCHWARZ**



#52
**JUSTINE
McLEAN**



#74
**SOPHIA
REYNOSO**



**TIM
WALTON**
HEAD COACH



**SHARONDA
McDONALD**
ASSISTANT
COACH



**JENNIFER
ROCHA**
ASSISTANT
COACH



**DOUG
MIRABELLI**
VOLUNTEER
ASSISTANT

2016 POLLS/TENNESSEE SCOUTING

USA TODAY/NFCA TOP 25

Team	Pts.	Record	Pvs.
1. Florida (32)	800	26-0	1
2. Michigan	764	20-2	2
3. Auburn	709	22-3	3
4. LSU	703	23-3	4
5. Louisiana-Lafayette	662	19-1	5
6. Alabama	626	22-4	6
7. Oregon	607	20-4	7
8. Washington	582	19-3	8
9. James Madison	556	22-2	9
10. Florida State	496	20-3	11
11. Texas A&M	472	23-2	12
12. Georgia	459	23-3	10
13. Oklahoma	423	17-4	13
14. UCLA	346	17-8	14
15. Kentucky	333	22-3	17
16. Tennessee	332	20-5	16
17. Missouri	307	15-4	15
18. Arizona	249	18-8	18
19. Notre Dame	230	21-3	20
20. Baylor	150	19-5	22
21. Arizona State	140	21-7	21
22. Minnesota	124	16-7	19
23. Nebraska	115	15-6	23
24. Fresno State	75	14-6-2	24
25. Oregon State	53	19-4-1	RV

Receiving Votes: UCF (47), USC Upstate (9), Florida Atlantic (9), Texas (7), Ohio State (3), USF (3), North Dakota State (3), BYU (1)

ESPN.com/USA SOFTBALL TOP 25

Team	Record	Pts.	Pvs.
1. Florida (32)	800	26-0	1
2. Michigan	764	20-2	2
3. Auburn	709	22-3	3
4. LSU	703	23-3	4
5. Louisiana-Lafayette	662	19-1	5
6. Alabama	626	22-4	6
7. Oregon	607	20-4	7
8. Washington	582	19-3	8
9. James Madison	556	22-2	9
10. Florida State	496	20-3	11
11. Texas A&M	472	23-2	12
12. Georgia	459	23-2	10
13. Oklahoma	423	17-4	13
14. UCLA	346	17-8	14
15. Kentucky	333	22-3	17
16. Tennessee	332	20-5	16
17. Missouri	307	15-4	15
18. Arizona	249	18-8	18
19. Notre Dame	230	21-3	20
20. Baylor	150	19-5	22
21. Arizona State	140	21-7	21
22. Minnesota	124	16-7	19
23. Nebraska	115	15-6	23
24. Fresno State	75	14-6-2	24
25. Oregon State	53	19-4-1	RV

Receiving Votes: UCF (47), USC Upstate (9), Florida Atlantic (9), Texas (7), Ohio State (3), USF (3), North Dakota State (3), BYU (1)

UF Welcomes Tennessee to KSP Stadium for Weekend Series

The No. 1-ranked Gator Softball team (27-1) continues Southeastern Conference play this weekend when Florida hosts to No. 16 Tennessee. The Volunteers have won five of the past six meetings between these two schools, but Florida holds the all-time advantage in this series, 42-24, including a 22-5 mark in Gainesville.

Florida and Tennessee last met at the Women's College World Series on May 28, 2015, when the Gators defeated the Vols in both squads' opening game, 7-2.

UF, picked in the preseason to win the SEC, is looking to win its second-straight SEC regular season crown in 2016, a feat UF last achieved in 2008 and 2009.

Florida is currently tied with its 2008, 2011 and 2014 teams for the second-best start in school history with a 27-1 record. UF opened its 2015 season 28-0.

After taking two out three from Auburn over the weekend, UF opened SEC play with a series win for the first time since 2014 when the Gators took two of three from Ole Miss.

All three games this weekend will be broadcast on ESPNU or SEC Network. Florida posted a 15-5 record on national television a season ago and is 2-1 so far this season.

Scouting Tennessee

Series History: The Volunteers have won five of the past six meetings between these two schools, but Florida holds the all-time advantage in this series, 42-24, including a 22-5 mark in Gainesville. Florida and Tennessee last met at the Women's College World Series on May 28, 2015 when the Gators defeated the Vols in both squads' opening games.

2016 Vols: Tennessee is 21-5 this season and ranked 16th in both polls this week. Despite its solid record, the Vols are 0-4 against ranked teams this season. UT is led by Erin Gabriel in the circle and Rainey Gaffin at the plate. Gabriel is 11-2 on the season with a 2.31 ERA and 88 strikeouts in 69.2 innings pitched. Meanwhile, Gaffin is hitting .407 with two home runs, 21 RBI and 14 runs scored.

Last Time Out

Florida defeated Winthrop, 7-0, on Wednesday night at Katie Seashole Pressly Stadium. Freshman Kelly Barnhill threw a two-hit shutout with three walks and a school-record high tying 18 strikeouts to run her record to 9-0 on the season. Three players had multiple hits for the Gators, who bounced back after losing their first game of the season on Monday night.

Barnhill's 18 strikeouts tied a UF single-game record that she and junior Delanie Gourley set a few weeks ago against Florida A&M.

Barnhill now holds the Florida individual-game record for strikeouts. That mark was previously held by her teammate, Aleshia Ocasio, and former Gator, Renise Landry, who each had 17 in a game.

Offensively, Florida scored its runs in bunches as the Gators recorded two in the first, two in the fourth and three in the sixth.

Fast Start

Florida is now tied with its 2008, 2011 and 2014 teams for the second-best start in school history with a 27-1 record. UF opened its 2015 season 28-0.

A Month to Remember

Florida went undefeated in February (16-0) for the only the third time in school history. During their first month of the season Florida outscored its opponents 109-8 and recorded nine run-rule victories. UF's 2011, 2014 and 2015 teams were the only others in program history to accomplish this feat.

Strikeout Record - Take One

The pitching tandem of Delanie Gourley and Kelly Barnhill combined for Florida single-game record 18 strikeouts against the Florida A&M Rattlers in the second game of Florida's double-header last Sunday.

Gourley recorded a career-high 13 strikeouts in 5.1 innings pitched, and Barnhill dealt five strikeouts to the only five Rattlers she faced.

Florida eclipsed its previous record of 17 strikeouts, which it has achieved twice in school history. Last season, now-sophomore Aleshia Ocasio had 17 strikeouts against Florida A&M on May 16 in the NCAA Regional. Her mark tied Renise Landry's from Feb. 20, 2000 against Samford (eight innings).

Strikeout Record - Take Two

Freshman Kelly Barnhill threw a two-hit shutout with three walks and a school-record high tying 18 strikeouts against Winthrop on March 16.

Her 18 strikeouts tied a UF single-game record that she and junior Delanie Gourley set a few weeks ago against Florida A&M. Against Winthrop, Florida's first-year pitcher fanned two batters in the fourth and struck out the side in five of the other six innings.

Barnhill now holds the Florida individual-game record for strikeouts. That mark was previously held by her teammate, Aleshia Ocasio, and former Gator, Renise Landry, who each had 17 in a game.

Ocasio recorded her memorable performance in the 2015 NCAA Regional against Florida A&M, while Landry's came against Samford (eight innings) on Feb. 20, 2000.

In addition, Barnhill's performance marked the second time a Gator pitcher recorded 15+ strikeouts in a regulation game since Jenny Gladding had 15 against Nebraska on Feb. 21, 2004.

No Hits For You

In game one, Ocasio recorded the first since her teammate Delanie Gourley threw one in the 2014 NCAA Regional against Florida A&M (May, 16).

A hit batter in the first and a walk in the fourth were the only base runners allowed. In addition, Ocasio's no-no was the first in a home opener in program history.

Three weeks later, Gourley threw the second no hitter of her career and Florida's season on March 9 against South Dakota.

Gourley recorded her first-career no-no during her freshman season on May 16, 2014 against Florida A&M. The Lakeside, Calif. native is now the fifth pitcher in Florida history to accomplish this feat twice. She joins Hannah Rogers, Stacey Nelson, Renise Landry and Beth Dieter.

Florida has 17 no hitters in its history.

History Repeated

After Aleshia Ocasio no-hit Jacksonville in game one and Kelly Barnhill one-hit the Dolphins in game two of a doubleheader on Feb. 17, they became the first set of Florida teammates to throw a no hitter and one hitter back to back since Stacey Nelson and Stephanie Brombacher accomplished the feat on Feb. 13, 2009 against Texas Tech and Coastal Carolina.

Multi-Homer Games

Kirsti Merritt and Janell Wheaton are the only two Gators to record multi-home run games this season. Merritt recorded hers against South Dakota last Wednesday, while hit two against No. 8 Washington on late February to propel the UF to a 3-1 win. Both of Wheaton's were solo shots in the fourth and sixth innings, with the first tying the game and the second giving UF a 2-1 lead.

Four for Four

Kirsti Merritt and Kayli Kvistad recorded Florida's first two four hit games of the season last weekend at the Aquafina Invitational. Prior to last weekend, Kelsey Stewart was the last to achieve this feat, as she had four base hits on May 7, 2015 against South Carolina.

Runs Rule

The Gators have a scoring margin of 196-26, including 15 shutouts and 13 mercy-rule victories.

Error Freshener

Florida has not committed an error in 16 consecutive innings entering this Wednesday's game. UF's error against NC State two weeks ago snapped its longest streak of the season, 72 innings.

700 Club

Following a 6-3 win over Auburn on March 12, Tim Walton became the 39th coach in collegiate history to win at least 700 games in his career.

Neutral Success

Florida completed the tournament portion of its schedule with a perfect 18-0 record against teams on a neutral field. This marks the second season in a row that UF has completed an unblemished regular season in neutral site contests. The next time Florida will play a neutral field game will be in Starkville, Miss. at the SEC Tournament in early May.

Preseason National Prominence

Coming off the program's second straight national championship, UF opened the 2016 season as the No. 1-ranked squad in the country, according to the USA Today/NFCA and ESPN.com/USA Softball polls. Florida has been ranked at the top of each poll sense.

2016 Record Book

Overall	27-1
Conference	2-1
Nonconference	25-0
Home	6-0
Road	3-1
Neutral	18-0
Day	16-0
Night (6 p.m. or later - local time)	11-1
Five innings	10-0
Six innings	3-0
Seven innings	14-1
Extra innings	0-0
Last at-bat	0-1
Walkoff	4-1
Comeback wins/Blown losses	5/1
One-run games	2-1
Two-run games	3-0
Gators score first	22-0
Opponent scores first	5-1
Scoring 0-2 runs	2-0
Scoring 3-5 runs	5-1
Scoring 6+ runs	20-0
Allowing 0-2 runs	25-0
Allowing 3-5 runs	2-1
Allowing 6+ runs	0-0
Gators hit a home run	14-1
Gators do not hit a home run	13-0
Opponent hits a home run	2-1
Opponent does not hit a home run	25-0
Against top-5 teams	3-1
Against top-10 teams	2-0
Against top-25 teams	0-0
Against unranked teams	22-0
On television	2-1
Game streamed online	11-0
Leading in hits	26-1
Trailing in hits	0-0
Tied in hits	1-0
Leading in stolen bases	21-1
Trailing in stolen bases	0-0
Tied in stolen bases	6-0
Leading in strikeouts thrown	25-1
Trailing in strikeouts thrown	1-0
Tied in strikeouts thrown	1-0
Leading in walks drawn	22-0
Trailing in walks drawn	5-1
Tied in walks drawn	0-0
Gators commit more errors	4-0
Opponent commits more errors	14-0
Tied in errors	9-1
Gators commit an error	9-0
Gators are errorless	18-1
Gators have more runners LOB	26-0
Opponent has more runners LOB	1-1
PITCHING STARTS	
Barnhill	12-0
Gourley	8-1
Ocasio	7-0
BY DAY	
Monday	0-1
Tuesday	0-0
Wednesday	5-0
Thursday	3-0
Friday	6-0
Saturday	7-0
Sunday	6-0
BY MONTH	
February	16-0
March	11-1
April	0-0
May	0-0
June	0-0
BY ATTENDANCE	
More than 2,000	4-0
1,500 to 1,999	3-1
1,000 to 1,499	6-0
500 to 999	11-0
Less than 500	3-0

2016 FLORIDA NEWS AND NOTES

Preseason All-SEC Honors & Predictions

UF was well-represented on the preseason All-SEC with seniors Kirsti Merritt, Aubree Munro and Kelsey Stewart all making the list. Stewart is making her third consecutive appearance on the preseason team, while Merritt and Munro are making their debut. UF and AU led all schools with three selections each. UA and LSU have two representatives apiece on the squad, while Georgia, Kentucky, South Carolina and Tennessee each had one player named to the team. The list is comprised of two sophomores, one junior and 11 seniors. In addition, The defending SEC Champion Gators have been picked by a vote of the league's head coaches as the preseason favorite for 2016. Florida received 10 first-place votes from the SEC's 13 head coaches, who were not allowed to vote for their own teams. The Gators will look to win their second-straight SEC regular season crown in 2016, a feat UF last achieved in 2008 and 2009. In its history, Florida owns five regular-season SEC crowns (1998, 2008, '09, '13, '15) and three conference tournament championships ('08, '09, '13).

Gator Duo Named to USA Softball Top 50 Watch List

Florida seniors Aubree Munro and Kelsey Stewart were named to the Top 50 "Watch List" for the 2016 USA Softball Collegiate Player of the Year. Eight athletes, including Munro and Stewart, on the Top 50 "Watch List" will compete as a member of the 2016 USA Softball Women's National Team this summer. A season ago, Lauren Haeger became the first Gator to receive the award, which is considered the most prestigious honor in Division I women's softball.

Back For More

Florida's senior class has been one of the most successful groups in school history. The Gator seniors were a part of two NCAA Championships (2014, 2015) and two SEC Championships (2013, 2014). The class boasts one All-American and two NFCA Academic All-Americans. Taylore Fuller has hit eight grand slams, which ranks third in NCAA history. Outfielder Kirsti Merritt is a two-time NFCA All-Southeast Region honoree and became the first freshman to ever be named the SEC Tournament MVP in 2013. Aubree Munro is a two-time WCWS All-Tournament Team selection and is regarded as perhaps the best defensive catcher in program history. Last season, Munro did not made an error in 354 chances behind the plate. Taylor Schwarz enters this season ranked tied for fifth in career fielding percentage (.993) in Gator annals. UF's final senior is a two-time NFCA All-American and last season's SEC Player of the Year, Kelsey Stewart, who entered this season already first in Gator history for hits, triples and steals.

Florida's senior class is now 200-29, which currently ranks ninth among four-year class records in program history. In addition, UF's senior class is now an astonishing 91-12 at home.

Sitting eighth on this list UF's 2008 graduating class that went 204-75 throughout its four seasons. They are trying to catch UF's 2011 class which boasted a 238-33 mark during their four years.

Player Rankings

Kelsey Stewart continues to rewrite Florida's record books. She owns three single season offensive records and appears in 11 top-10 offensive career lists. Stewart's three single-season records are 102 hits (2014), 11 triples (2015) and 36 stolen bases (2013 & '14).

Kelsey Stewart has 11 top-10 UF career marks:

Batting Average - .407 (1st) | *SEC Record - .461 by Chelsea Bramlett (Miss. State) | NCAA Record - .530 by Stacy Cowen (Manhattan)*
Slugging Percentage - .588 (7th)
On-Base Percentage - .474 (1st)
Stolen Bases - 104 (1st)
Runs Scored - 229 (2nd) | *UF Record - 253 by Aja Paculba | SEC Record - 288 by Kelly Kretschman (Alabama) | NCAA Record - 293 by Jenny Dalton (Arizona)*
Hits - 321 (1st) | *SEC Record - 379 by Nicole Barber (Georgia) | NCAA Record - 405 by Alison McCutcheon (Arizona)*
Doubles - 46 (5th)
Triples - 29 (1st) | *SEC Record - 38 by Keri McCallum (Miss. State)*
Total Bases - 464 (2nd) | *UF Record - 494 by Lauren Haeger | NCAA Record - 653 by Stacey Nuveman (UCLA)*
Sacrifice Flies - 9 (T-8th)

Kirsti Merritt holds the UF single-season record for getting hit by a pitch with 35 last season. For her career, Merritt sits atop the Florida record book with 64. The SEC Record is held by Myesha Finney (Auburn) with 67 and the NCAA record is held by Mariah Gearhart (Oklahoma State) with 92.

Taylore Fuller is ranked third in NCAA history in career grand slams with eight and second in UF lore. Gator Great Francesca Enea notched nine and Michigan senior Sierra Romero has the most all-time with eleven.

Taylor Schwarz has turned 61 double plays in her career, which is the most in school history passing Melissa Zick (60).

2016 Season Notes

Georgia, Kentucky, Missouri and South Carolina will be the four SEC schools that UF will not face during the regular season. All Florida's home games (minus the Aquafina Invitational) will be broadcast on either the SEC Network+ or on one of the ESPN Family of Networks.

UF entered the season ranked first in the ESPN/USA Today preseason polls for the second consecutive year. Last season, Florida became the first team since Arizona in 2007 to be ranked No. 1 in the first and last polls of the year.

Florida's 6-0 win against Jacksonville in game one of a doubleheader ended a streak of four straight run-rule victories to begin the 2016 campaign, which was the longest such streak to start a season in program history. In addition, Florida shut out and run-ruled its first three opponents for the first time since 2012. Florida became the first defending NCAA Champion to shut out its first three opponents since 1992, when Arizona shutout its first seven foes.

Florida's 26-0 start was the second-best start to a season in school history. UF began the 2015 season 28-0.

Game-Winning RBI

Illinois State - DeWitt (RBI Walk in 1st)
Michigan - Lorenz (RBI Single in 1st)
Va. Tech - Wheaton (RBI Single in 1st)
USF - Lorenz (RBI Walk in 2nd)
JU (2) - Kvistad (RBI Double in 1st)
UAB - Lorenz (RBI Single in 1st)
Omaha - Fuller (Home Run in 1st)
Elon - Fuller (Single in 3rd)
JSU - Stewart (Home Run in 3rd)
UCLA - Lorenz (Single in 4th)
NC State - Fuller (Double in 3rd)
Washington - Wheaton (Home Run in 6th)
Nebraska - Munro (Double in 2nd)
Utah - Wheaton (Single in 5th)
Illinois State - Lorenz (Single in 2nd)
FIU - Wheaton (Sac Fly in 5th)
South Alabama - Fuller (HBP in 5th)
FIU - DeWitt (Home Run in 1st)
Illinois State - Kvistad (Single in 3rd)
FAMU - Wheaton (Sac Fly in 3rd)
USD (1) - Merritt (Sac Fly in 1st)
USD (2) - Lorenz (Single in 1st)
Auburn (1) - Kvistad (Home Run in 7th)
Auburn (2) - DeWitt (Home Run in 4th)
Winthrop - Lorenz (Single in 1st)

Game-Winning Run

Illinois State - Lorenz (1st)
Michigan - Stewart (1st)
Va. Tech - Lorenz (1st)
USF - Schwarz (2nd)
JU (1) - Schwarz (3rd)
JU (2) - Stewart (1st)
UAB - Stewart (1st)
SFA - Ocasio (3rd)
Omaha - Lorenz (1st)
Elon - Merritt (3rd)
JSU - Stewart (3rd)
UCLA - Stewart (4th)
NC State - Lorenz (3rd)
Washington - Wheaton (6th)
Nebraska - Merritt (2nd)
Utah - DeWitt (5th)
Illinois State - Stewart (3rd)
FIU - McLean (5th)
South Alabama - Stewart (1st)
FIU - Stewart (1st)
Illinois State - Fuller (3rd)
FAMU - DeWitt (3rd)
USD (1) - Stewart (1st)
USD (2) - Stewart (1st)
Auburn (1) - Ocasio (7th)
Auburn (2) - Schwarz (4th)
Winthrop - Stewart (1st)

2016 Season Honors

USA SB Preseason Top 50 Watch List

Kelsey Stewart

Preseason All-SEC

Kirsti Merritt, OF

Aubree Munro, C

Kelsey Stewart

Multiple-Hit Games

Player	2	3	4	5+	Total
Lorenz	10	1	0	0	11
DeWitt	8	0	0	0	8
Stewart	5	3	0	0	8
Wheaton	8	0	0	0	8
Merritt	6	0	1	0	7
Fuller	5	1	0	0	6
Munro	6	0	0	0	6
Kvistad	3	1B	1	0	5
McLean	2	2	0	0	4
Schwarz	3	0	0	0	3
Herndon	1	0	0	0	1

Multiple-RBI Games

Player	2	3	4	5+	Total
Kvistad	5	3	1	0	9
DeWitt	7	1	0	0	8
Wheaton	7	0	0	1	8
Lorenz	6	1	0	0	7
Merritt	4	2	0	1	7
Fuller	3	1	1	0	5
Schwarz	1	1	0	0	2
McLean	1	0	0	0	1
Munro	1	0	0	0	1
Stewart	1	0	0	0	1

Scoreless Innings Streaks

Player	Longest	Season	Current
Gourley	29.0 ('14)	27.0	1.2
Ocasio	20.0 ('15)	20.0	0.0
Barnhill	12.0	12.0	7.1

Gators in Weekly Polls

Week	NFCA	USA Softball
Preseason	1	1
Feb. 16	1	1
Feb. 22	1	1
March 1	1	1
March 8	1	1
March 15	1	1

Gators vs. Ranked Opponents

Date	Opp. (NCFA/USA)	Result
2/13	No. 2 Michigan	W, 8-0 (5)
2/25	No. 10 UCLA	W, 2-1
2/26	No. 8 Washington	W, 3-1
3/12	No. 3 Auburn	W, 6-3
3/13	No. 3 Auburn	W, 8-5
3/14	No. 3 Auburn	L, 5-4

Come From Behind Victories

Date	Opponent	Deficit (Inn.)	Final
2/19	SFA	2 (2)	6-2
2/26	Washington	1 (2)	3-1
3/6	Illinois State	1 (1)	11-1
3/6	FAMU	1 (3)	4-1
3/13	Auburn	1 (3)	8-5

Walk-Off Wins

Date	Opponent	Score (Inn.)	GW Play
2/14	Va. Tech	8-0 (6)	Single (DeWitt)
2/26	Nebraska	8-0 (5)	Single (Lorenz)
3/6	ISU	11-1 (6)	Single (DeWitt)
3/9	USD	9-0 (6)	Homer (Kvistad)

MISCELLANEOUS

Leading The SEC (as of March 17)

All Games	SEC Games
Batting Average	
1. Emanuel-UGA, .529	1. Cox-UM, .727
2. Cooper-AU, .507	2. Gadbois-MO, .600
10. McLean-UF, .446	9. Fuller-UF, .500
Runs Scored	
1. 3 tied at 38	1. Bell-LSU, 5
	2. Carosone-AU, 5
6. Lorenz-UF, 32	4. Merritt-UF, 4
Hits	
1. Howard-AU, 47	1. Cox-UM, 8
2. Emanuel-UGA, 46	2. Griggs-LSU, 6
8. Lorenz-UF, 33	5. Fuller-UF, 5
RBI	
1. Puailoa-UGA, 42	1. Gregg-UT, 7
Cooper-AU, 42	2. Merritt-UF, 6
15. Kvistad-UF, 29	Jaquish-LSU, 6
Doubles	
1. Snear-USC, 12	1. Hinz-UK, 3
Geathers-UT, 11	2. Grantham-UA, 2
Cooper-AU, 11	21 tied at 3
14. Lorenz-UF, 7	
Triples	
1. 6 tied at 3	1. Wheaton-UF, 1
	Gaffin-UT, 1
Home Runs	
1. Cuyos-A&M, 10	1. Diaz-ARK, 3
2. 3 tied at 9	2. Bell-LSU, 2
	Merritt-UF, 2
Slugging Pct.	
1. Cooper-AU, 1.055	1. Diaz-ARK-1.556
2. Jaquish-LSU, 957	2. Jaquish-LSU, 1.250
3. Diaz-ARK, .886	5. Merritt-UF, 1.111
On-Base Pct.	
1. Cooper-UF, .629	3 tied at .727
2. McCleney-UA, .627	9. McLean-UF, .600
7. Lorenz-UF, .567	
ERA	
1. Cooper-MSU, 0.28	1. Nunley-UK, 0.00
2. Ocasio-UF, 0.47	Prince-UK, 0.00
3. Bass-UGA, 0.57	3. Ocasio-UF, 1.05
Opposing BA	
1. Cooper-MSU, .088	1. Gaffin-UT, .100
2. Barnhill-UF, .118	2. Nunley-UK, .114
3. Gourley-UF, .141	4. Ocasio-UF, .200
Strikeouts	
1. Hoover-LSU, 92	1. Hoover-LSU, 18
2. Show-A&M, 91	2. Gourley-UF, 13
6. Barnhill-UF, 90	3. Osorio-UA, 12

THE LAST TIME...

OVERALL

Won in five innings.....	3/9/16 vs. South Dakota (9-0)
Won in six innings.....	3/9/16 vs. South Dakota (9-0)
Won in seven innings.....	3/16/16 vs. Winthrop (7-0)
Won in extra innings.....	5/31/15 vs. Auburn (3-2; 9 innings)
Shut out an opponent.....	3/16/16 vs. Winthrop (7-0)
Lost in five innings.....	5/12/12 at Alabama (1-10)
Lost in six innings.....	5/4/12 at Alabama (1-9)
Lost in seven innings.....	3/14/16 vs. Auburn (4-5)
Lost in extra innings.....	5/3/15 at Missouri (2-3; 8 innings)
Was shut out.....	6/2/15 vs. Michigan (0-1)

HITTING (Team)

10+ runs in a game.....	3/6/16 vs. Illinois State (W, 11-1)
15+ runs in a game.....	4/4/15 vs. South Carolina, Game 2 (W, 16-3)
20+ runs in a game.....	2/22/15 vs. Mercer, Game 1 (W, 20-3)
10+ runs in an inning.....	4/4/15 vs. South Carolina Game 2 (12 runs, 3rd)
<5 hits in a game.....	3/4/16 vs. FIU (5)
10+ hits in a game.....	3/16/16 vs. Winthrop (13)
15+ hits in a game.....	5/16/15 vs. Hofstra (15)
20+ hits in a game.....	5/8/10 vs. South Carolina (21)

HITTING (Individual)

4 hits.....	3/6/16 vs. Illinois State (Kvistad - 4)
5 hits.....	3/17/01 at Kentucky (Berger - 5)
4 hits by two players.....	3/16/11 vs. Mississippi State (Bruder, Moultrie - 4 each)
4 runs.....	2/22/15 vs. Mercer - Game 1 (Little - 4)
3 runs by two players.....	2/21/16 vs. Jacksonville State (Stewart, DeWitt - 3)
4 runs by two players.....	2/19/12 vs. Michigan State (Moultrie - 4, Schutte - 4)
2 runs by five players.....	4/4/15 vs. South Carolina, Game 2 (Haeger, Schwarz - 3; Castro, Fuller, Stewart - 2)
2 runs by six players.....	3/28/15 at Mississippi State (DeWitt, Haeger, Kvistad, McLean, Merritt, Stewart - 2)
2 runs by seven players.....	4/23/14 vs. USF (Stewart - 3; Castro, Fuller, Little, Merritt, Munro, Tofft - 2)
2 doubles.....	2/17/16 vs. JU Game 2 (Kvistad - 2)
3 doubles.....	4/11/99 vs. Florida A&M (Kreipl - 3)
2 triples.....	2/26/11 vs. Utah (Moultrie - 2)
2 home runs.....	3/9/16 vs. South Dakota (Merritt - 2)
3 home runs.....	3/14/15 vs. LSU (Fuller - 3 - ties school record)
2 home runs by two players.....	4/27/11 at Auburn (Paculba - 2, Schutte - 2)
2 home runs by one player in an inning.....	4/18/13 vs. Ole Miss (Castro - 3rd)
Grand slam.....	4/25/15 vs. Texas A&M (Fuller)
Walkoff home run.....	3/9/16 vs. South Dakota (Kvistad)
Walkoff hit.....	3/9/16 vs. South Dakota (Kvistad)
5 RBI.....	3/9/16 vs. South Dakota (Merritt - 5)
6 RBI.....	4/4/15 vs. South Carolina, Game 2 (Haeger - 6)
8 RBI.....	3/14/15 vs. LSU (Fuller - 8)
9 RBI.....	2/22/15 vs. Mercer - Game 1 (Little - 9 - school record)
3 stolen bases.....	2/20/16 vs. Omaha (Lorenz - 3)
4 stolen bases.....	4/27/03 vs. Mississippi State (Marchetta - 4)

PITCHING (Individual)

More than 7.0 innings pitched.....	5/31/15 vs. Auburn (Haeger - 9.0)
No-hitter.....	3/9/16 vs. South Dakota Game 2 (Gourley - 5 innings)
One-hitter.....	3/4/16 vs. FIU (Gourley)
Allowed 10+ hits.....	5/31/15 vs. Auburn (Haeger - 11)
Shutout.....	3/16/16 vs. Winthrop (Barnhill - 7 innings)
Allowed 5+ runs.....	5/2/15 at Mississippi State (Ocasio - 6)
Allowed 0 walks in a complete game (7.0+ innings).....	3/4/16 vs. FIU (Gourley)
Allowed 5+ walks.....	3/23/15 at Alabama - Game 2 (Gourley - 6)
10+ strikeouts (regulation game).....	3/16/16 vs. Winthrop (Barnhill - 18 - school record)
15+ strikeouts (regulation game).....	3/16/16 vs. Winthrop (Barnhill - 18 - school record)

FIELDING

10+ putouts.....	3/16/16 vs. Winthrop (Munro - 18)
5+ assists.....	3/14/16 vs. Auburn (DeWitt - 6)
Outfield assist.....	3/14/16 vs. Auburn (Lorenz - 1)

MISCELLANEOUS

More than 1,500 fans at home.....	5/24/15 vs. Kentucky (1,939)
Largest home crowd.....	4/11/15 vs. Kentucky (2,488 - school record)
Winning Streak of 10+ Games.....	6/3-3/13 (27 Games)

2016 FLORIDA DEFENSIVE LINEUPS

Opponent (Date)	C	1B	2B	3B	SS	LF	CF	RF	P	DP
Illinois State (2/12)	Munro	Wheaton	DeWitt	Fuller	Stewart	Lorenz	Merritt	McLean	Gourley	Kvistad
Michigan (2/13)	Munro	Wheaton	DeWitt	Fuller	Stewart	Lorenz	Merritt	McLean	Barnhill	Kvistad
Va. Tech (2/14)	Munro	Wheaton	DeWitt	Fuller	Stewart	Lorenz	Merritt	McLean	Ocasio	Kvistad
USF (2/14)	Munro	Schwarz	DeWitt	Fuller	Stewart	Lorenz	Merritt	McLean	Barnhill	Wheaton
JU-1 (2/17)	Munro	Schwarz	DeWitt	Fuller	Stewart	Lorenz	Merritt	McLean	Ocasio	Wheaton
JU-2 (2/17)	Fuller	Schwarz	Stewart	DeWitt	Kvistad	Lorenz	Merritt	Herndon	Barnhill	Voss
UAB (2/19)	Munro	Wheaton	DeWitt	Fuller	Stewart	Lorenz	Merritt	McLean	Gourley	Kvistad
SFA (2/19)	Munro	Schwarz	DeWitt	Fuller	Stewart	Lorenz	Merritt	McLean	Barnhill	Wheaton
Omaha (2/20)	Wheaton	Schwarz	DeWitt	Fuller	Stewart	Lorenz	Merritt	McLean	Gourley	Kvistad
Elon (2/20)	Munro	Schwarz	Stewart	Fuller	Voss	Lorenz	Merritt	DeWitt	Barnhill	Kvistad
JSU (2/21)	Munro	Schwarz	DeWitt	Fuller	Stewart	Herndon	Lorenz	McLean	Ocasio	Wheaton
UCLA (2/25)	Munro	Wheaton	DeWitt	Fuller	Stewart	Lorenz	Merritt	McLean	Gourley	Kvistad
NC State (2/25)	Munro	Schwarz	DeWitt	Fuller	Stewart	Lorenz	Merritt	McLean	Barnhill	Wheaton
Washington (2/26)	Munro	Wheaton	DeWitt	Fuller	Stewart	Lorenz	Merritt	McLean	Ocasio	Kvistad
Nebraska (2/26)	Munro	Wheaton	DeWitt	Fuller	Stewart	Lorenz	Merritt	McLean	Barnhill	Kvistad
Utah (2/27)	Munro	Wheaton	DeWitt	Fuller	Stewart	Lorenz	Merritt	McLean	Ocasio	Kvistad
Illinois State (3/3)	Munro	Wheaton	DeWitt	Fuller	Stewart	Lorenz	Merritt	McLean	Barnhill	Kvistad
FIU (3/4)	Munro	Wheaton	DeWitt	Fuller	Stewart	Lorenz	Merritt	McLean	Gourley	Kvistad
USA (3/5)	Munro	Wheaton	DeWitt	Fuller	Stewart	Lorenz	Merritt	Kvistad	Ocasio	McLean
FIU (3/5)	Fuller	Wheaton	Stewart	DeWitt	Voss	Lorenz	Merritt	Herndon	Barnhill	Kvistad
Illinois State (3/6)	Munro	Wheaton	DeWitt	Fuller	Stewart	Lorenz	Merritt	Kvistad	Ocasio	McLean
Florida A&M (3/6)	Wheaton	Schwarz	DeWitt	Fuller	Stewart	Lorenz	Merritt	Herndon	Gourley	Kvistad
USD-1 (3/9)	Munro	Wheaton	DeWitt	Fuller	Stewart	Lorenz	Merritt	McLean	Barnhill	Kvistad
USD-2 (3/9)	Munro	Wheaton	DeWitt	Fuller	Stewart	Lorenz	Merritt	McLean	Gourley	Kvistad
Auburn (3/12)	Munro	Kvistad	DeWitt	Fuller	Stewart	Lorenz	Merritt	McLean	Gourley	Wheaton
Auburn (3/13)	Munro	Kvistad	DeWitt	Fuller	Stewart	Lorenz	Merritt	McLean	Barnhill	Wheaton
Auburn (3/14)	Munro	Kvistad	DeWitt	Fuller	Stewart	Lorenz	Merritt	McLean	Gourley	Wheaton
Winthrop (3/16)	Munro	Wheaton	DeWitt	Fuller	Stewart	Lorenz	Merritt	Kvistad	Barnhill	McLean
Tennessee (3/18)										
Tennessee (3/19)										
Tennessee (3/20)										
LSU-1 (3/25)										
LSU-2 (3/25)										
LSU (3/26)										
Alabama (4/1)										
Alabama (4/2)										
Alabama (4/3)										
UCF (4/6)										
Ole Miss (4/8)										
Ole Miss (4/9)										
Ole Miss (4/10)										
FSU (4/13)										
ULL-1 (4/16)										
ULL-2 (4/16)										
ULL (4/17)										
USF (4/20)										
Mississippi State (4/22)										
Mississippi State (4/23)										
Mississippi State (4/24)										
Texas A&M (4/29)										
Texas A&M (4/30)										
Texas A&M (5/1)										
FSU (5/4)										
Arkansas (5/6)										
Arkansas (5/7)										
Arkansas (5/8)										

TOTALS	24 - Munro 2 - Fuller 2 - Wheaton	16 - Wheaton 9 - Schwarz 3 - Kvistad	25 - DeWitt 3 - Stewart	26 - Fuller 2 - DeWitt	25 - Stewart 2 - Voss 1 - Kvistad	27 - Lorenz 1 - Herndon	27 - Merritt 1 - Lorenz	22 - McLean 3 - Herndon 3 - Kvistad 1 - DeWitt	12 - Barnhill 9 - Gourley 7 - Ocasio	13 - Kvistad 8 - Wheaton 3 - McLean 1 - Voss
---------------	---	--	----------------------------	---------------------------	---	----------------------------	----------------------------	---	--	---

2016 FLORIDA STARTING LINEUPS

Opponent (Date)	First	Second	Third	Fourth	Fifth	Sixth	Seventh	Eighth	Ninth	Flex
Illinois State (2/12)	Stewart	Merritt	Lorenz	Fuller	Wheaton	DeWitt	Kvistad	Munro	McLean	Gourley
Michigan (2/13)	Stewart	Merritt	Lorenz	Fuller	Wheaton	DeWitt	Kvistad	Munro	McLean	Barnhill
Va. Tech (2/14)	Stewart	Merritt	Lorenz	Fuller	Wheaton	DeWitt	Kvistad	Munro	McLean	Ocasio
USF (2/14)	Stewart	Merritt	Lorenz	Fuller	Wheaton	DeWitt	Munro	Schwarz	McLean	Barnhill
JU-1 (2/17)	Stewart	Merritt	Lorenz	Fuller	Wheaton	DeWitt	Munro	Schwarz	McLean	Ocasio
JU-2 (2/17)	Stewart	Merritt	Lorenz	Fuller	Kvistad	DeWitt	Schwarz	Herndon	Voss	Barnhill
UAB (2/19)	Stewart	Merritt	Lorenz	Fuller	Wheaton	DeWitt	Kvistad	Munro	McLean	Gourley
SFA (2/19)	Stewart	Merritt	Lorenz	Fuller	Wheaton	DeWitt	Munro	Schwarz	Herndon	Barnhill
Omaha (2/20)	Stewart	Merritt	Lorenz	Fuller	Wheaton	DeWitt	Kvistad	Voss	McLean	Gourley
Elon (2/20)	Stewart	Merritt	Lorenz	Fuller	Kvistad	DeWitt	Munro	Schwarz	Voss	Barnhill
JSU (2/21)	Stewart	DeWitt	Lorenz	Fuller	Wheaton	Munro	Schwarz	Herndon	McLean	Ocasio
UCLA (2/25)	Stewart	DeWitt	Lorenz	Wheaton	Fuller	Merritt	Kvistad	Munro	McLean	Gourley
NC State (2/25)	Stewart	DeWitt	Lorenz	Wheaton	Fuller	Merritt	Schwarz	Munro	McLean	Barnhill
Washington (2/26)	Stewart	DeWitt	Lorenz	Wheaton	Fuller	Merritt	Kvistad	Munro	McLean	Ocasio
Nebraska (2/26)	Stewart	DeWitt	Lorenz	Wheaton	Fuller	Merritt	Kvistad	Munro	McLean	Barnhill
Utah (2/27)	Stewart	DeWitt	Lorenz	Wheaton	Fuller	Merritt	Kvistad	Munro	McLean	Ocasio
Illinois State (3/3)	Stewart	Merritt	Lorenz	Wheaton	Fuller	DeWitt	Kvistad	Munro	McLean	Barnhill
FIU (3/4)	Stewart	Merritt	Lorenz	Wheaton	Fuller	DeWitt	Kvistad	Munro	McLean	Gourley
USA (3/5)	Stewart	DeWitt	Lorenz	Wheaton	Fuller	Merritt	Kvistad	Munro	McLean	Ocasio
FIU (3/5)	Stewart	DeWitt	Lorenz	Wheaton	Fuller	Merritt	Kvistad	Herndon	Voss	Barnhill
Illinois State (3/6)	Stewart	DeWitt	Lorenz	Wheaton	Fuller	Merritt	Kvistad	Munro	McLean	Ocasio
Florida A&M (3/6)	Stewart	DeWitt	Lorenz	Wheaton	Kvistad	Merritt	Fuller	Schwarz	Herndon	Gourley
USD-1 (3/9)	Stewart	Merritt	Lorenz	Wheaton	Kvistad	Fuller	DeWitt	McLean	Munro	Barnhill
USD-2 (3/9)	Stewart	Merritt	Lorenz	Wheaton	Kvistad	Fuller	DeWitt	McLean	Munro	Gourley
Auburn (3/12)	Stewart	Merritt	Lorenz	Wheaton	Kvistad	Fuller	DeWitt	McLean	Munro	Gourley
Auburn (3/13)	Stewart	Merritt	Lorenz	Wheaton	Kvistad	Fuller	DeWitt	McLean	Munro	Barnhill
Auburn (3/14)	Stewart	Merritt	Lorenz	Wheaton	Kvistad	Fuller	DeWitt	McLean	Munro	Gourley
Winthrop (3/16)	Stewart	Merritt	Lorenz	Wheaton	Kvistad	Fuller	DeWitt	McLean	Munro	Barnhill
<u>Tennessee (3/18)</u>										
<u>Tennessee (3/19)</u>										
<u>Tennessee (3/20)</u>										
<u>LSU-1 (3/25)</u>										
<u>LSU-2 (3/25)</u>										
<u>LSU (3/26)</u>										
<u>Alabama (4/1)</u>										
<u>Alabama (4/2)</u>										
<u>Alabama (4/3)</u>										
<u>UCF (4/6)</u>										
<u>Ole Miss (4/8)</u>										
<u>Ole Miss (4/9)</u>										
<u>Ole Miss (4/10)</u>										
<u>FSU (4/13)</u>										
<u>ULL-1 (4/16)</u>										
<u>ULL-2 (4/16)</u>										
<u>ULL (4/17)</u>										
<u>USF (4/20)</u>										
<u>Mississippi State (4/22)</u>										
<u>Mississippi State (4/23)</u>										
<u>Mississippi State (4/24)</u>										
<u>Texas A&M (4/29)</u>										
<u>Texas A&M (4/30)</u>										
<u>Texas A&M (5/1)</u>										
<u>FSU (5/4)</u>										
<u>Arkansas (5/6)</u>										
<u>Arkansas (5/7)</u>										
<u>Arkansas (5/8)</u>										

TOTALS	28 - Stewart	18 - Merritt 10 - DeWitt	28 - Lorenz	15 - Wheaton 11 - Fuller	10 - Fuller 9 - Kvistad 9 - Wheaton	12 - DeWitt 9 - Merritt 6 - Fuller 1 - Munro	14 - Kvistad 6 - DeWitt 4 - Munro 3 - Schwarz 1 - Fuller	15 - Munro 5 - Schwarz 4 - McLean 3 - Herndon 1 - Voss	17 - McLean 6 - Munro 3 - Voss 2 - Herndon	12 - Barnhill 9 - Gourley 7 - Ocasio
---------------	--------------	-----------------------------	-------------	-----------------------------	---	---	--	--	---	--

2016 FLORIDA STATISTICAL LEADERS

Opponent (Date)	Home Runs	Runs	Hits	RBI	Stolen Bases	Putouts	Assists
Illinois State (2/12)	N/A	3 tied (2)	2 tied (2)	4 tied (2)	Merritt (1)	Munro (7)	5 tied (1)
Michigan (2/13)	N/A	Lorenz (3)	Lorenz (3)	2 tied (2)	N/A	Stewart (4)	3 tied (2)
Virginia Tech (2/14)	N/A	Lorenz (3)	2 tied (2)	Lorenz (3)	Fuller (1)	Wheaton (9)	Fuller (5)
USF (2/14)	2 tied (1)	2 tied (2)	Wheaton (3)	Wheaton (5)	3 tied (1)	Munro (7)	Stewart (3)
JU-1 (2/17)	N/A	Schwarz (3)	McLean (3)	2 tied (2)	McLean (2)	Munro (7)	Fuller (4)
JU-2 (2/17)	N/A	3 tied (2)	4 tied (2)	Kvistad (4)	Stewart (1)	Fuller (9)	Barnhill (2)
UAB (2/19)	Wheaton (1)	2 tied (2)	Merritt (2)	3 tied (2)	McLean (1)	Munro (9)	2 tied (1)
SFA (2/19)	N/A	2 tied (2)	3 tied (3)	Schwarz (2)	2 tied (1)	Munro (9)	Stewart (3)
Omaha (2/20)	Fuller (1)	3 tied (2)	7 tied (7)	Fuller (4)	Lorenz (3)	Wheaton (8)	2 tied (2)
Elon (2/20)	N/A	3 tied (1)	2 tied (2)	Fuller (2)	Lorenz (1)	Munro (9)	5 tied (1)
JSU (2/21)	Stewart (1)	2 tied (3)	Stewart (3)	3 tied (2)	2 tied (2)	Munro (7)	Fuller (2)
UCLA (2/25)	N/A	2 tied (1)	Stewart (1)	2 tied (2)	N/A	Munro (5)	DeWitt (6)
NC State (2/25)	DeWitt (2)	Stewart (2)	3 tied (2)	2 tied (2)	2 tied (1)	Munro (14)	3 tied (1)
UW (2/26)	Wheaton (2)	Wheaton (2)	2 tied (2)	Wheaton (2)	Merritt (1)	Munro (7)	Stewart (4)
Nebraska (2/26)	Fuller (1)	2 tied (2)	Stewart (3)	Fuller (3)	Merritt (1)	Munro (8)	Stewart (3)
Utah (2/27)	N/A	DeWitt (1)	3 tied (2)	Wheaton (1)	N/A	Munro (6)	Stewart (3)
Illinois State (3/3)	Kvistad	Lorenz (2)	5 tied (2)	2 tied (2)	Stewart (1)	Munro (14)	3 tied (1)
FIU (3/4)	N/A	3 tied (1)	2 tied (2)	2 tied (1)	2 tied (2)	2 tied (7)	Munro (4)
USA (3/5)	2 tied (1)	2 tied (2)	Merritt (4)	2 tied (2)	Merritt	Munro (7)	DeWitt (3)
FIU (3/5)	DeWitt (1)	3 tied (2)	2 tied (2)	3 tied (2)	N/A	Fuller (6)	Barnhill (2)
Illinois State (3/6)	Kvistad (1)	Merritt (3)	Kvistad (4)	Kvistad (3)	N/A	Munro (6)	DeWitt (3)
Florida A&M (3/6)	N/A	DeWitt (2)	Lorenz (2)	4 tied (1)	Lorenz (2)	Wheaton (14)	Wheaton (4)
USD-1 (3/9)	Merritt (2)	Merritt (3)	McLean (3)	Merritt (5)	2 tied (1)	Munro (9)	DeWitt (2)
USD-2 (3/9)	N/A	9 tied (1)	4 tied (1)	2 tied (2)	3 tied (1)	Fuller (5)	2 tied (1)
Auburn (3/12)	2 tied (1)	6 tied (1)	3 tied (2)	2 tied (3)	N/A	Munro (10)	Gourley (2)
Auburn (3/13)	3 tied (1)	2 tied (2)	Fuller (3)	DeWitt (3)	Merritt (1)	Munro (8)	DeWitt (3)
Auburn (3/14)	Merritt (1)	Merritt (2)	Kvistad (2)	Merritt (3)	Merritt (1)	Munro (7)	DeWitt (6)
Winthrop (3/16)	N/A	Stewart (2)	Stewart (3)	DeWitt (2)	3 tied (1)	Munro (18)	DeWitt (1)
Tennessee (3/18)							
Tennessee (3/19)							
Tennessee (3/20)							
LSU-1 (3/25)							
LSU-2 (3/25)							
LSU (3/26)							
Alabama (4/1)							
Alabama (4/2)							
Alabama (4/3)							
UCF (4/6)							
Ole Miss (4/8)							
Ole Miss (4/9)							
Ole Miss (4/10)							
FSU (4/13)							
ULL-1 (4/16)							
ULL-2 (4/16)							
ULL (4/17)							
USF (4/20)							
Mississippi State (4/22)							
Mississippi State (4/23)							
Mississippi State (4/24)							
Texas A&M (4/29)							
Texas A&M (4/30)							
Texas A&M (5/1)							
FSU (5/4)							
Arkansas (5/6)							
Arkansas (5/7)							
Arkansas (5/8)							

TOTALS	2 - DeWitt	3 - Lorenz	4 - Stewart	3 - Fuller	6 - Merritt	20 - Munro	7 - DeWitt
	2 - Fuller	3 - Merritt	2 - Lorenz	3 - Wheaton	3 - Lorenz	3 - Fuller	5 - Stewart
	2 - Kvistad	2 - DeWitt	2 - Kvistad	2 - DeWitt	2 - McLean	3 - Wheaton	3 - Fuller
	2 - Merritt	2 - Stewart	2 - McLean	2 - Kvistad	2 - Stewart	1 - Stewart	2 - Barnhill
	2 - Wheaton	1 - Schwarz	2 - Merritt	2 - Merritt	1 - Fuller		1 - Gourley
	1 - Stewart	1 - Wheaton	1 - Wheaton	1 - Lorenz			1 - Munro
		1 - Fuller	1 - Fuller	1 - Schwarz			1 - Wheaton

HEAD COACH TIM WALTON



The Walton File

Hometown: Cerritos, Calif.
College: University of Oklahoma, Bachelor of Arts in History, 1996
Family: Wife, Samantha; Children, Brooks (16), Camden (13) and Palmer (10)

Coaching History

2006-present: Head Coach, Florida
2015: Assistant Coach, USA Softball WJNT
2010-11: Head Coach, USSSA Pride (NPF)
2003-05: Head Coach, Wichita State
1999-2002: Assistant Coach, Oklahoma

Playing Experience

1995-97: Philadelphia Phillies, drafted in the 25th round of the 1995 draft
1994-95: University of Oklahoma
1992-93: Cerritos Junior College (CA)

Coaching Accolades

SEC Coach of the Year: **2008, '09, '11, '13**
 NFCA Southeast Region CSOY: **2007, '08, '09, '11**
 NFCA Division I National CSOY: **2015**
 Was an Assistant Coach on the U.S. Junior Women's National Team that won a Gold Medal at the World Baseball Softball Confederation (WBSC) Junior Women's World Championship (JWWC) in 2015.

WALTON YEAR-BY-YEAR

Year	Overall	Pct.	Conference	Postseason
2003	39-20	.661	16-9	
2004	38-26	.594	15-12	
2005	46-18	.719	22-4	Regional
WSU (3)	123-64	.658	53-25	1 Regional
2006	43-25	.656	17-13	Regional
2007	50-22	.694	17-11	Super Regional
2008	70-5	.933	27-1	WCWS
2009	63-5	.926	26-1	WCWS Runner-Up
2010	49-10	.831	20-4	WCWS
2011	56-13	.811	21-7	WCWS Runner-Up
2012	48-13	.787	21-7	Regional
2013	58-9	.866	18-6	WCWS
2014	55-12	.821	15-9	WCWS Champion
2015	60-7	.896	18-5	WCWS Champion
2016	27-1	.963	2-1	TBA
UF (11)	579-122	.825	202-65	
Career (14)	702-186	.790	255-90	

2 National Titles, 7 WCWS, 8 Super Regionals, 10 Regionals

"When you're a highly successful program, it's about blending of competitive spirits and friendships, and getting the younger players to buy into the legacies left from class to class. The seniors to freshmen are such a big age difference, so there's a meshing period you have to go through. Our older players have been very welcoming from the beginning, but with that welcoming come expectations that you have to bring it every day." -- Tim Walton

Tim Walton has brought Florida softball to the pinnacle of success in his 10-plus years at the helm of the Gators squad. Under Walton's tutelage, Florida became the first Southeastern Conference institution in history to earn four consecutive Women's College World Series berths (2008-11). The Orange and Blue have earned a total of seven WCWS berths since Walton's arrival, with four championship series appearances and the program's first and second national titles in 2014 and 2015.

Walton reached a career milestone when he earned career win No. 600 in just his 12th season as a head coach in 2014. Coming in his 774th game as a head coach, the Gators used an 8-0 mercy-rule victory at SEC rival Texas A&M to complete a three-game sweep on Easter Sunday, making Walton the fastest active head coach in the Southeastern Conference to reach 600 lifetime victories.

Entering 2016, Walton has a 556-121 record at the head of the Gator program and a 679-185 (.785) career record in 13 seasons as a head coach. Florida has seven 50-win and three 60-win seasons in program history, all under Walton.

In his 10 years at Florida, Walton has led the Orange and Blue to countless school and SEC records, and his squads have earned numerous firsts for the Gator softball program. In 2011, UF advanced to an unprecedented fourth straight Women's College World Series, including its second trip to the Championship Series. Working as a four-time SEC Coach of the Year, Walton has led the Gators to four SEC regular-season and three conference tournament titles. UF has made the NCAA Tournament every year of his tenure, hosted Regionals all 10 times and played host to NCAA Super Regionals seven times from 2008-15. Florida reached the pinnacle of college softball in 2014, capturing the national championship with a two-game sweep of Southeastern Conference rival Alabama in the finals. This past season in 2015, Walton and his squad won the program's second-straight national title, defeating Michigan two games to one in the final of the WCWS.

In the 34-year history of the WCWS, 12 different teams have claimed the national title. Florida joined UCLA (2003, 2004 / 1988, 1989, 1990 / 1984, 1985) and Arizona (2006, 2007 / 1996, 1997 / 1993, 1994) as the only three programs to claim NCAA titles in consecutive years.

On the softball diamond, Walton has tutored 14 Florida student-athletes to 29 NFCA All-America honors, 19 players to 44 NFCA All-Southeast Region honors, has produced 15 WCWS All-Tournament team selections (including three Most Outstanding Players), coached 19 Gator athletes to 41 All-SEC honors and racked up 17 SEC All-Tournament team honors, including three MVPs, three SEC Pitchers of the Year and four SEC Players of the Year. Most recently, Gators Kelsey Stewart and Lauren Haeger won the conference's Player and Pitcher of the Year awards in 2015, becoming UF's fourth and third honorees in program history. Additionally, Haeger brought home the 2015 Honda Sports Award, designating her as the nation's top collegiate female athlete in the sport of softball. Haeger was the second Gator to receive the Honda Award, as Kelsey Bruder was UF's first recipient in 2011. Shortly after Bruder claimed that honor, she was awarded the NCAA Today's Top VIII Award as one of the top eight NCAA athletes in the country during the 2010-11 school year.


Under Walton's direction, the Florida coaching staff has earned NFCA Southeast Regional Coaching Staff of the Year honors four times and the team was one of Easton's Teams of the Year in 2008, 2009, 2010 and 2011.

In 2015, Walton and his staff were named the NFCA Division I National Coaching Staff of the Year, the first time in school history Florida has earned this accolade.

Under Walton's watch, the Gators have shattered over 300 University of Florida records since 2006. His 2008 squad recorded an NCAA-record 70 wins and posted the best SEC record in league history at 27-1. The Orange and Blue shattered its own SEC single-season wins record with 332 in 2013, while the Gators boasted a .981 fielding percentage in 2015 committing a program-record low 33 errors during the season. Florida's 2011 squad downed eight SEC records, including four team season records for runs (508), RBI (479) and walks (322), while extending its standing single-season homers record to 124. The 2012 Gator squad set the league record for slugging percentage (.627), while the 2009 Gators became only the second team to ever register a perfect conference road record (13-0).

After winning the program's first national championship in 2014, the Gators followed that by becoming just the third program in NCAA history to win back-to-back softball titles in 2015. In the 34-year history of the WCWS, 12 different teams have claimed the national title and Florida joined UCLA (2003, 2004 / 1988, 1989, 1990 / 1984, 1985) and Arizona (2006, 2007 / 1996, 1997 / 1993, 1994) as the only three programs to claim NCAA titles in consecutive years.

This season seniors Kelsey Stewart, Taylore Fuller, Kirsti Merritt, Aubree Munro and Taylor Schwarz are the elders of a squad that will start the season No. 1 and seek to join UCLA (1988-90) as the only programs to win three straight national titles.



#00 ALEX VOSS | INF | FR | 5-2 | CORAL SPRINGS, FL (CORAL SPRINGS)

SEASON:

Player	avg	gp-gs	ab	r	h	2b	3b	hr	rbi	tb	slg%	bb	hp	so	gdp	ob%	sf	sh	sb-att	po	a	e	fld%
0 Alex Voss	.000	17-3	8	6	0	0	0	0	0	0	.000	1	0	0	0	.111	0	0	0-0	7	4	0	1.000
0 Alex Voss	.000	1-0	0	0	0	0	0	0	0	0	.000	0	0	0	0	.000	0	0	0-0	0	0	0	.000

CAREER:

Year	avg	gp-gs	ab	r	h	2b	3b	hr	rbi	tb	slg%	bb	hbp	so	gdp	ob%	sf	sh	sb-att	po	a	e	fld%
2016	.000	17-3	8	6	0	0	0	0	0	0	.000	1	0	0	0	.111	0	0	0-0	7	4	0	1.000
TOTAL	.000	17-3	8	6	0	0	0	0	0	0	.000	1	0	0	0	.111	0	0	0-0	7	4	0	1.000

NOTES:


- ▶ Started the first game of her career against Jacksonville on Feb. 17 and scored one run but was hitless in two at bats
- ▶ Spilting pinch running duties with fellow freshman Lily Mann and has scored four times in those situations
- ▶ Appeared in three games during UF's opening weekend and scored her first collegiate run against USF when she was subbed in as a pinch runner
- ▶ 2015 graduate of Coral Springs High School and was a 2015 Florida Class 8A First Team All-State performer
- ▶ 2015 FHSAA Scholar Athlete

VOSS' CAREER BESTS

AB	same
R	same
H	N/A
Streak	N/A
RBI	N/A
2B	N/A
3B	N/A
HR	N/A
BB	N/A
SB	N/A
PO	same
A	same

VOSS' 2016 SEASON BESTS

AB	2, three times, last vs. FIU (3/5/16)
R	1, six times, last vs. Winthrop (3/16/16)
H	N/A
Streak	N/A
RBI	N/A
2B	N/A
3B	N/A
HR	N/A
BB	1 vs. FIU (3/5/16)
SB	N/A
PO	2, two times, last vs. Elon (2/20/16)
A	1, four times, last vs. South Dakota Game 2 (3/9/16)



#1 AUBREE MUNRO | C | SR | 5-10 | BREA, CA (BREA OLINDA)

SEASON:

Player	avg	gp-gs	ab	r	h	2b	3b	hr	rbi	tb	slg%	bb	hp	so	gdp	ob%	sf	sh	sb-att	po	a	e	fld%
1 Aubree Munro	.308	25-24	65	10	20	3	0	0	12	23	.354	7	2	6	1	.392	0	2	0-0	191	12	0	1.000
1 Aubree Munro	.375	3-3	8	1	3	0	0	0	0	3	.375	1	0	1	1	.444	0	0	0-0	25	2	0	1.000

CAREER:

Year	avg	gp-gs	ab	r	h	2b	3b	hr	rbi	tb	slg%	bb	hbp	so	gdp	ob%	sf	sh	sb-att	po	a	e	fld%
2013	.145	52-30	55	10	8	4	1	0	6	14	.255	8	3	17	0	.288	0	1	1-2	223	20	1	.996
2014	.285	59-48	130	16	37	14	0	3	24	60	.462	11	2	29	0	.347	1	6	2-3	282	23	2	.993
2015	.225	57-51	89	9	20	4	0	2	15	30	.337	18	3	17	1	.369	1	10	1-1	354	27	0	1.000
2016	.308	25-24	65	10	20	3	0	0	12	23	.354	7	2	6	1	.392	0	2	0-0	191	12	0	1.000
TOTAL	.251	193-153	339	45	85	25	1	5	57	127	.375	44	10	69	2	.352	2	19	4-6	1050	82	3	.997

NOTES:

- ▶ Went 2 for 3 with a double and an RBI against No. 8 Washington at the Mary Nutter Collegiate Classic and recorded a season-high two RBI against Illinois State this past weekend
- ▶ Opponents have yet to steal a base on the Gators when she is catching, as Munro caught 10 potential base stealers a season ago
- ▶ 2016 USA Softball National Team member
- ▶ One of nine Gators to record a perfect fielding percentage (minimum 50 chances)
- ▶ Enters the 2016 season tied for second all-time in program history in fielding percentage (859-70-3) and fourth in stolen base against percentage (53.2% - 33-62)
- ▶ Did not made an error in 354 chances behind the plate in 2015
- ▶ 2015 WCWS All-Tournament Team
- ▶ 2014 & 2015 WCWS All-Tournament Team

MUNRO'S CAREER BESTS

AB	4, five times, last vs. Baylor (6/1/14)
R	2, four times, last vs. Stetson (5/17/14)
H	3, two times, last vs. Washington (5/24/14)
Streak	10 games (2/7-2/19, 2014)
RBI	3, three times, last vs. Iowa (2/14/15)
2B	2, two times, last vs. Auburn (4/4/14)
3B	1 vs. Savannah State (2/16/13)
HR	1, five times, last at Mississippi State (3/28/15)
BB	2, three times, last vs. Auburn (5/31/15)
SB	1, four times, last vs. South Carolina (4/4/15)
PO	same
A	same

MUNRO'S 2016 SEASON BESTS

AB	4 vs. Jacksonville State (2/21/16)
R	2 vs. Stephen F. Austin (2/19/16)
H	2, six times, last vs. Auburn (3/12/16)
Streak	4 (2/19-2/20) - Current = 2 (3/14-TBA)
RBI	2 vs. Illinois State (3/6/16)
2B	1, three times, last vs. Nebraska (2/26/16)
3B	N/A
HR	N/A
BB	1, seven times, last vs. Auburn (3/14/16)
SB	N/A
PO	18 vs. Winthrop (3/16/16)
A	4 vs. FIU (3/4/16)

PLAYER BIOS



#7 KELSEY STEWART | INF | SR | 5-6 | WICHITA, KS (MAIZE)

SEASON:

Player	avg	gp-gs	ab	r	h	2b	3b	hr	rbi	tb	slg%	bb	hp	so	gdp	ob%	sf	sh	sb-att	po	a	e	fld%
7 Kelsey Stewart	.326	28-28	86	28	28	4	2	1	7	39	.453	19	3	7	0	.459	1	0	6-7	36	35	4	.947
7 Kelsey Stewart	.167	3-3	12	1	2	0	0	0	0	2	.167	0	0	2	0	.167	0	0	0-0	2	4	1	.857

CAREER:

Year	avg	gp-gs	ab	r	h	2b	3b	hr	rbi	tb	slg%	bb	hbp	so	gdp	ob%	sf	sh	sb-att	po	a	e	fld%
2013	.378	67-67	238	62	90	9	10	3	30	128	.538	29	2	35	0	.446	2	3	36-39	112	126	7	.971
2014	.438	67-67	233	68	102	14	6	7	57	149	.639	24	5	23	1	.494	3	3	36-41	101	114	8	.964
2015	.435	67-67	232	71	101	19	11	2	41	148	.638	21	5	21	0	.487	3	1	26-28	105	72	6	.967
2016	.326	28-28	86	28	28	4	2	1	7	39	.453	19	3	7	0	.459	1	0	6-7	36	35	4	.947
TOTAL	.407	229-229	789	229	321	46	29	13	135	464	.588	93	15	86	1	.474	9	7	104-115	354	347	25	.966

NOTES:

- ▶ After a tough weekend at Auburn, she bounced back by going 3 for 4 with a double, two runs scored and an RBI against Winthrop
- ▶ Paced the Gators at the Mary Nutter Collegiate Classic as she hit .556 (10 for 18) with one triple, one RBI and five runs scored.
- ▶ USA Softball Women's National Team, 2014-16
- ▶ Her .412 career batting average and .476 on-base percentage are the best in program history (minimum 200 at-bats)
- ▶ Holds UF single-season records for triples (11), stolen bases (36, twice) and attempts (41)
- ▶ Stands first in Gator annals for hits (310), triples (28) and steals (101) after three seasons
- ▶ Set a school record for hits in a season (102) as a sophomore
- ▶ Owns two of the three 30+ steal and 100+ hit seasons in UF history

STEWART'S CAREER BESTS

AB	7 vs. Nebraska (6/1/13)
R	4 vs. Ole Miss (3/8/14)
H	4, five times, last at Texas A&M (4/24/15)
Streak	22 games (3/27-5/7, 2015)
RBI	5, two times, last vs. South Carolina (4/4/15)
2B	2, five times, last vs. Texas A&M (4/24/15)
3B	1, 29 times, last vs. South Dakota Game 1 (3/9/16)
HR	1, 13 times, last vs. Jacksonville State (2/21/16)
BB	same
SB	2, 15 times, last vs. Michigan (6/3/15)
PO	6 vs. Missouri (2/22/13)
A	7 at Texas A&M (4/18/14)

STEWART'S 2016 SEASON BESTS

AB	4, 12 times, last vs. Winthrop (3/16/16)
R	3 vs. Jacksonville State (2/21/16)
H	3, three times, last vs. Winthrop (3/16/16)
Streak	7 (2/21-3/3) - Current = 1 (3/16-TBA)
RBI	2 vs. Jacksonville State (2/21/16)
2B	1, four times, last vs. Winthrop (3/16/16)
3B	1, two times, last vs. South Dakota Game 1 (3/9/16)
HR	1 vs. Jacksonville State (2/21/16)
BB	4 vs. South Alabama (3/5/16)
SB	1, six times, last vs. South Dakota Game 1 (3/9/16)
PO	4, two times, last vs. Elon (2/20/16)
A	4 vs. Washington (2/26/16)



#12 TAYLORE FULLER | UT | SR | 5-9 | TRENTON, FL (CHIEFLAND)

SEASON:

Player	avg	gp-gs	ab	r	h	2b	3b	hr	rbi	tb	slg%	bb	hp	so	gdp	ob%	sf	sh	sb-att	po	a	e	fld%
12 Taylore Fuller	.347	28-28	75	19	26	2	1	3	20	39	.520	15	7	7	0	.490	1	0	3-3	37	28	0	1.000
12 Taylore Fuller	.500	3-3	10	2	5	1	0	1	2	9	.900	1	0	1	0	.545	0	0	0-0	1	2	0	1.000

CAREER:

Year	avg	gp-gs	ab	r	h	2b	3b	hr	rbi	tb	slg%	bb	hbp	so	gdp	ob%	sf	sh	sb-att	po	a	e	fld%
2013	.212	56-42	113	25	24	4	0	4	19	40	.354	20	6	37	1	.357	1	0	9-11	218	7	2	.991
2014	.242	51-35	95	32	23	0	0	10	34	53	.558	22	11	23	0	.434	1	2	3-3	105	11	1	.991
2015	.276	66-63	163	40	45	4	0	14	56	91	.558	23	17	52	0	.413	3	5	7-7	142	68	8	.963
2016	.347	28-28	75	19	26	2	1	3	20	39	.520	15	7	7	0	.490	1	0	3-3	37	28	0	1.000
TOTAL	.265	201-168	446	116	118	10	1	31	129	223	.500	80	41	119	1	.417	6	7	22-24	502	114	11	.982

NOTES:

- ▶ Paced the Gators last weekend against Auburn as she hit .500 (5 for 10) with one triple, one home run, two RBI and two runs scored
- ▶ One of four Gators with multiple home runs this season (Janell Wheaton, Nicole DeWitt, Kayli Kvistad)
- ▶ Recorded a season-high four RBI against Omaha when she hit her first home run of the season
- ▶ Has hit eight grand slams, which ranks third in NCAA history and second in program lore
- ▶ 2015 SEC Academic Honor Roll Selection
- ▶ Ranked second on the team with a career-best 56 RBI in 2015
- ▶ Committed just eight errors last season after making the transition to third base - primarily played left field and catcher during her first two seasons

FULLER'S CAREER BESTS

AB	6 vs. Nebraska (6/1/13)
R	3, three times, last vs. LSU (3/14/15)
H	3, two times, last vs. LSU (3/14/15)
Streak	Six games (4/23 - 5/4, 2014)
RBI	5 vs. Cal Poly (2/27/15)
2B	1, 10 times, last vs. Auburn (3/13/16)
3B	--
HR	2 vs. Cal Poly (2/27/15)
BB	same
SB	2, three times, last vs. Va. Tech (2/14/16)
PO	14, two times, last vs. Florida A&M (5/15/15)
A	same

FULLER'S 2016 SEASON BESTS

AB	4, four times, last vs. Auburn (3/12/16)
R	2, four times, last vs. Auburn (3/13/16)
H	3 vs. Auburn (3/13/16)
Streak	3, two times, last 3/9-3/13 - Current = 1 (3/16-TBA)
RBI	4 vs. Omaha (2/20/16)
2B	1, two times, vs. Auburn (3/13/16)
3B	1 vs. South Alabama (3/5/16)
HR	1, three times, last vs. Auburn (3/13/16)
BB	3 vs. Va. Tech (2/14/16)
SB	2 vs. Va. Tech (2/14/16)
PO	9 vs. Jacksonville Game 2 (2/17/16)
A	5 vs. Va. Tech (2/14/16)



#18 AMANDA LORENZ | OF | FR | 5-5 | MOORPARK, CA (MOORPARK)

SEASON:

Player	avg	gp-gs	ab	r	h	2b	3b	hr	rbi	tb	slg%	bb	hp	so	gdp	ob%	sf	sh	sb-att	po	a	e	fld%
18 Amanda Lorenz	.429	28-28	77	32	33	7	0	2	23	46	.597	25	1	9	0	.567	1	0	8-9	15	2	0	1.000
18 Amanda Lorenz	.273	3-3	11	2	3	1	0	1	2	7	.636	1	0	2	0	.333	0	0	0-0	4	1	0	1.000

CAREER:

Year	avg	gp-gs	ab	r	h	2b	3b	hr	rbi	tb	slg%	bb	hbp	so	gdp	ob%	sf	sh	sb-att	po	a	e	fld%
2016	.429	28-28	77	32	33	7	0	2	23	46	.597	25	1	9	0	.567	1	0	8-9	15	2	0	1.000
TOTAL	.429	28-28	77	32	33	7	0	2	23	46	.597	25	1	9	0	.567	1	0	8-9	15	2	0	1.000

NOTES:

- Has started and hit third in the lineup for Florida every game this season
- Hit the first home run of her career against South Alabama on March 5 and her second at Auburn on March 13
- Against Omaha, Lorenz became the first Gator since Michelle Moultrie on Feb. 19, 2012 to steal 3 bases in a game.
- Three-time MaxPreps.com First Team All-American (2013-15)
- Four-time Cal-Hi Sports First Team All-State (2012-15), Four-time All-CIF First Team selection (2012-15), Two-time Ventura County Player of the Year (2013-14)
- 2014 Los Angeles Daily News Player of the Year
- Ranked the No. 1 recruit in Class of 2015 by FloSoftball

LORENZ'S CAREER BESTS

AB	same
R	same
H	same
Streak	same
RBI	same
2B	same
3B	N/A
HR	same
BB	same
SB	same
PO	same
A	same

LORENZ'S 2016 SEASON BESTS

AB	5, two times, last vs. Illinois State (3/6/16)
R	3, two times, last vs. Va. Tech (2/14/16)
H	3 vs. Michigan (2/13/16)
Streak	9 (2/17- 2/25) - Current = 3 (3/13-TBA)
RBI	3 vs. Va. Tech (2/14/16)
2B	1, seven times, last vs. Auburn (3/14/16)
3B	N/A
HR	1, two times, last vs. Auburn (3/13/16)
BB	3 vs. NC State (2/25/16)
SB	3 vs. Omaha (2/20/16)
PO	2, two times, last vs. Auburn (3/13/16)
A	1, two times, last vs. Auburn (3/13/16)



#19 CHELSEA HERNDON | OF | JR | 5-7 | CARROLLTON, TX (HEBRON)

SEASON:

Player	avg	gp-gs	ab	r	h	2b	3b	hr	rbi	tb	slg%	bb	hp	so	gdp	ob%	sf	sh	sb-att	po	a	e	fld%
19 Chelsea Herndon	.222	15-5	18	1	4	0	0	0	3	4	.222	0	0	1	0	.211	1	1	0-0	1	0	0	1.000

CAREER:

Year	avg	gp-gs	ab	r	h	2b	3b	hr	rbi	tb	slg%	bb	hbp	so	gdp	ob%	sf	sh	sb-att	po	a	e	fld%
2014	.268	52-24	82	20	22	3	2	3	14	38	.463	11	6	21	0	.394	0	5	7-8	31	14	1	.978
2015	.211	31-2	19	5	4	1	0	0	2	5	.263	6	1	6	0	.423	0	0	0-0	1	0	0	1.000
2016	.222	15-5	18	1	4	0	0	0	3	4	.222	0	0	1	0	.211	1	1	0-0	1	0	0	1.000
TOTAL	.252	98-31	119	26	30	4	2	3	19	47	.395	17	7	28	0	.375	1	6	7-8	33	14	1	.979

NOTES:

- Has been used as Florida's primary pinch hitter this season and recorded an RBI her last pinch-hit appearance against Illinois State this past Sunday
- Went 2 for 2 with one run scored in her first start of the season against Jacksonville on Feb. 17
- 2014 SEC First-Year Academic Honor Roll
- Hit a pinch-hit walk off grand slam vs. Baylor to open Florida's 2014 WCWS title run
- Pinch ran for the Gators in Games 2 and 3 of the 2015 WCWS Championship Series against Michigan
- Led the squad with 21 pinch-hit at-bats and five pinch hits in 2014

HERNDON'S CAREER BESTS

AB	5 at UCF (3/26/14)
R	2, three times, last vs. South Carolina (4/4/15)
H	2, four times, last vs. Jacksonville Game 2 (2/17/16)
Streak	5 games (3/15-22, 2014)
RBI	4 vs. Baylor (5/29/14)
2B	1, four times, last vs. LSU (5/15/15)
3B	1, two times, last vs. Central Connecticut State (3/18/14)
HR	1, three times, last vs. Baylor (5/29/14)
BB	3 at LSU (3/14/14)
SB	2 vs. Radford (3/2/14)
PO	4 vs. Alabama (3/22/14)
A	4 at LSU (3/15/14)

HERNDON'S 2016 SEASON BESTS

AB	2, four times, last vs. FAMU (3/6/16)
R	1 vs. Jacksonville Game 2 (2/17/16)
H	2 vs. Jacksonville Game 2 (2/17/16)
Streak	2 (2/17-2/19)
RBI	1, three times, last vs. Illinois State (3/6/16)
2B	N/A
3B	N/A
HR	N/A
BB	N/A
SB	N/A
PO	1 vs. FAMU (3/6/16)
A	N/A

PLAYER BIOS



#20 THERESA SWERTFAGER | INF | FR | 5-4 | KATONAH, N.Y. (JOHN JAY)

SEASON:

Player	avg	gp-gs	ab	r	h	2b	3b	hr	rbi	tb	slg%	bb	hp	so	gdp	ob%	sf	sh	sb-att	po	a	e	fld%
28 Brooke Clemens	.500	3-0	2	0	1	0	0	0	0	1	.500	1	0	1	0	.667	0	0	0-0	0	0	0	.000

CAREER:

Year	avg	gp-gs	ab	r	h	2b	3b	hr	rbi	tb	slg%	bb	hbp	so	gdp	ob%	sf	sh	sb-att	po	a	e	fld%
2016	.333	4-0	3	0	1	0	0	0	0	1	.333	0	0	0	0	.333	0	0	0-0	0	0	0	.000
TOTAL	.333	4-0	3	0	1	0	0	0	0	1	.333	0	0	0	0	.333	0	0	0-0	0	0	0	.000

NOTES:

- Earned her first career hit against FIU on March 5
- Recorded her first collegiate at bat against Jacksonville on Feb. 17
- 2015 graduate of John Jay High School
- Started at every position, including pitcher and catcher in high school
- Three-time All-League selection (2012-14)
- Two-time All-County selection (2014-15)
- Two-time All-State selection (2014-15)

SWERTFAGER'S CAREER BESTS

AB	same
R	N/A
H	same
Streak	same
RBI	N/A
2B	N/A
3B	N/A
HR	N/A
BB	N/A
SB	N/A
PO	N/A
A	N/A

SWERTFAGER'S 2016 SEASON BESTS

AB	1, three times, last vs. FIU (3/5/16)
R	N/A
H	1 vs. FIU (3/5/16)
Streak	1 (3/5-TBA)
RBI	N/A
2B	N/A
3B	N/A
HR	N/A
BB	N/A
SB	N/A
PO	N/A
A	N/A



#21 KAYLI KVISTAD | UT | SO | 5-8 | LAKE CITY, FL (COLUMBIA)

SEASON:

Player	avg	gp-gs	ab	r	h	2b	3b	hr	rbi	tb	slg%	bb	hp	so	gdp	ob%	sf	sh	sb-att	po	a	e	fld%
21 Kayli Kvistad	.472	26-23	53	9	25	5	0	4	29	42	.792	12	4	2	0	.586	1	0	0-0	0	0	0	.000
21 Kayli Kvistad	.500	3-3	8	1	4	0	0	1	4	7	.875	1	0	0	0	.556	0	0	0-0	0	0	0	.000

CAREER:

Year	avg	gp-gs	ab	r	h	2b	3b	hr	rbi	tb	slg%	bb	hbp	so	gdp	ob%	sf	sh	sb-att	po	a	e	fld%
2015	.241	60-37	108	16	26	5	0	6	36	49	.454	25	1	17	1	.385	1	0	1-1	104	1	0	1.000
2016	.472	26-23	53	9	25	5	0	4	29	42	.792	12	4	2	0	.586	1	0	0-0	0	0	0	.000
TOTAL	.317	86-60	161	25	51	10	0	10	65	91	.565	37	5	19	1	.454	2	0	1-1	104	1	0	1.000

NOTES:

- On a career-long 8 game hitting streak and is hitting .583 (14 for 24) over her last 10 games with 3 homers, 2 doubles, 16 RBI and 7 runs scored
- With two outs in the 7th inning, two runners on and the score tied in UF' series opener at Auburn, she hit a go-ahead three-run home run
- Hit a walk-off three-run home run in the bottom of the sixth inning to give UF its run-rule victory, 9-0 against South Dakota last Wednesday
- Hit .583 (7 for 12) with two home runs, one double, seven RBI and five runs scored last week for the Gators
- Went a career-best 4 for 4 with one homer, three RBI and two runs scored against Illinois State last Sunday
- 2015 NFCA All-America Scholar-Athlete and First-Year SEC Academic Honor Roll
- One of nine Gators to record a perfect FP (minimum 50 chances) in a season... Did not make an error in 105 chances (104 PO, 1 A) in 2015
- Went 2-for-3 with a two-run home run in Florida's opening game of the WCWS against Tennessee

KVISTAD'S CAREER BESTS

AB	4, three times, last vs. Auburn (3/13/16)
R	2, four times, last vs. vs. Illinois State (3/6/16)
H	same
Streak	same
RBI	5 vs. South Carolina (4/4/15)
2B	same
3B	--
HR	2 vs. Mercer (2/22/15)
BB	3, two times, last vs. FAMU (3/6/15)
SB	1 vs. South Carolina (4/4/15)
PO	10 vs. Texas A&M (4/25/15)
A	1 vs. Kentucky (4/12/15)

KVISTAD'S 2016 SEASON BESTS

AB	4, two times, last vs. Auburn (3/13/16)
R	2 vs. Illinois State (3/6/16)
H	4 vs. Illinois State (3/6/16)
Streak	8 (3/5-TBA)
RBI	4 vs. Jacksonville Game 2 (2/17/16)
2B	2 vs. Jacksonville Game 2 (2/17/16)
3B	N/A
HR	1, four times, last vs. Auburn (3/13/16)
BB	3 vs. FAMU (3/6/15)
SB	N/A
PO	N/A
A	N/A



#23 NICOLE DeWITT | UT | SO | 5-7 | GARDEN GROVE, CA (PACIFICA)

SEASON:		avg	gp-gs	ab	r	h	2b	3b	hr	rbi	tb	slg%	bb	hp	so	gdp	ob%	sf	sh	sb-att	po	a	e	fld%
23 Nicole DeWitt		.342	28-28	76	19	26	3	0	3	19	38	.500	16	5	11	0	.485	0	0	3-3	20	43	3	.955
23 Nicole DeWitt		.200	3-3	10	1	2	0	0	1	3	5	.500	1	0	1	0	.273	0	0	0-0	2	10	1	.923
CAREER:		avg	gp-gs	ab	r	h	2b	3b	hr	rbi	tb	slg%	bb	hbp	so	gdp	ob%	sf	sh	sb-att	po	a	e	fld%
2015		.331	60-53	151	40	50	10	1	2	28	68	.450	22	15	25	0	.460	1	4	10-11	58	20	0	1.000
2016		.342	28-28	76	19	26	3	0	3	19	38	.500	16	5	11	0	.485	0	0	3-3	20	43	3	.955
TOTAL		.335	88-81	227	59	76	13	1	5	47	106	.467	38	20	36	0	.469	1	4	13-14	78	63	3	.979

NOTES:

- ▶ With UF trailing Auburn 4-3 in game two of its series, she launched a three-run homer to give Florida a 6-4 lead in the fourth inning
- ▶ Had her career long six game hitting streak snapped in the nightcap of Florida's doubleheader against South Dakota
- ▶ Has started every game at second base, third base or in right field for Florida
- ▶ Hit the fourth home run of her career and second in 2016 against FIU last weekend
- ▶ Notched two walk-off hits this season with RBI singles against Va. Tech and Illinois State to earn Florida mercy-rule victories
- ▶ USA Softball Junior National Team, 2015-16 | 2015 WCWS All-Tournament Team, 2015 All-SEC Freshman Team
- ▶ One of nine Gators to record a perfect fielding percentage (minimum 50 chances) in a season as she did not make an error in 78 chances in 2015
- ▶ Finished the 2015 season with a .331 average, which ranked third on the team and was the third-highest clip ever recorded by a UF freshman

DeWITT'S CAREER BESTS

AB	5, two times, last vs. South Alabama (3/5/16)
R	same
H	3 at Mississippi State (3/28/15)
Streak	5 games (2x, last 3/4-TBA)
RBI	4 at Georgia (4/18/15)
2B	2 at Florida State (4/1/15)
3B	1 vs. NC State (2/15/15)
HR	1, five times, last vs. Auburn (3/13/16)
BB	2, eight times, last vs. FAMU (3/1/16)
SB	2, two times, last vs. South Carolina (5/7/15)
PO	5 vs. Kentucky (4/11/15)
A	same

DeWITT'S 2016 SEASON BESTS

AB	5 vs. South Alabama (3/5/16)
R	3 vs. Jacksonville State (2/21/16)
H	2, eight times, last vs. Winthrop (3/16/16)
Streak	6 (3/4-3/9) - Current = 3 (3/13-TBA)
RBI	3 vs. Auburn (3/13/16)
2B	1, three times, last vs. Winthrop (3/16/16)
3B	N/A
HR	1, three times, last vs. Auburn (3/13/16)
BB	2, four times, last vs. FAMU (3/6/16)
SB	1, three times, last vs. FAMU (3/6/16)
PO	4 vs. UCLA (2/25/16)
A	6, two times, last vs. Auburn (3/14/16)



#24 KIRSTI MERRITT | OF | SR | 5-4 | LAKE PANASOFFKEE, FL (SOUTH SUMTER)

SEASON:		avg	gp-gs	ab	r	h	2b	3b	hr	rbi	tb	slg%	bb	hp	so	gdp	ob%	sf	sh	sb-att	po	a	e	fld%
24 Kirsti Merritt		.384	27-27	73	26	28	2	0	4	24	42	.575	16	7	6	1	.520	2	0	9-10	19	2	0	1.000
24 Kirsti Merritt		.333	3-3	9	4	3	1	0	2	6	10	1.111	2	1	1	0	.500	0	0	2-2	4	0	0	1.000
CAREER:		avg	gp-gs	ab	r	h	2b	3b	hr	rbi	tb	slg%	bb	hbp	so	gdp	ob%	sf	sh	sb-att	po	a	e	fld%
2013		.280	59-58	157	55	44	8	4	6	29	78	.497	39	14	33	0	.462	0	9	21-24	57	2	2	.967
2014		.299	67-66	187	57	56	7	2	13	52	106	.567	38	8	23	0	.436	1	12	15-16	58	5	1	.984
2015		.325	67-67	169	48	55	12	1	9	47	96	.568	29	35	27	1	.498	6	10	23-25	72	5	1	.987
2016		.384	27-27	73	26	28	2	0	4	24	42	.575	16	7	6	1	.520	2	0	9-10	19	2	0	1.000
TOTAL		.312	220-218	586	186	183	29	7	32	152	322	.549	122	64	89	2	.472	9	31	68-75	206	14	4	.982

NOTES:

- ▶ Was Florida's top run-producer against Auburn as she went three for nine with one double, two home runs, six RBI and four runs scored
- ▶ Hit her 29th and 30th homers of her career in game one against South Dakota marking her fifth multi-homer game of her career
- ▶ Went a career-best 4 for 5 with two RBI against South Alabama; Recorded her the first extra-base hit this season against ISU on March 3
- ▶ 2015 NFCA All-Southeast Region First Team, All-SEC First Team | 2014 NFCA All-Southeast Region Third Team, WCWS All-Tournament Team
- ▶ 2013 SEC All-Freshman Team, 2013 SEC Tournament MVP, 2013 SEC All-Tournament Team, 2013 SEC First-Year Honor Roll
- ▶ Hit a walk off home run in Game 3 of the 2014 NCAA Super Regional to beat Washington and send the Gators to Oklahoma City
- ▶ Became the first freshman to ever be named the SEC Tournament MVP (2013)
- ▶ Holds the Florida single-season (35, 2015) and career (64) records for getting hit-by-a-pitch

MERRITT'S CAREER BESTS

AB	7 vs. Nebraska (6/1/13)
R	3, six times, last vs. South Dakota Game 1 (3/9/16)
H	same
Streak	9 games (3/21-4/4, 2015)
RBI	5, four times, last vs. South Dakota Game 1 (3/9/16)
2B	1, 29 times, last vs. Auburn (3/13/16)
3B	1, seven times, last vs. Texas A&M (4/25/15)
HR	2, five times, last vs. South Dakota Game 1 (3/9/16)
BB	2, 20 times, last vs. Illinois State (3/5/16)
SB	2, eight times, last vs. South Dakota Game 2 (3/9/16)
PO	7 vs. Nebraska (6/1/13)
A	2 vs. Auburn (5/31/15)

MERRITT'S 2016 SEASON BESTS

AB	5 vs. South Alabama (3/5/16)
R	3, two times, last vs. South Dakota Game 1 (3/9/16)
H	4 vs. South Alabama (3/5/16)
Streak	3, two times, last 3/12-TBA
RBI	5 vs. South Dakota Game 1 (3/9/16)
2B	1, two times, last vs. Auburn (3/13/16)
3B	N/A
HR	2 vs. South Dakota Game 1 (3/9/16)
BB	2, two times, last vs. Illinois State (3/5/16)
SB	1, nine times, last vs. Winthrop (3/16/16)
PO	2, five times, last vs. Auburn (3/14/16)
A	1, two times, last vs. Illinois State (3/6/16)

PLAYER BIOS



#25 JANELL WHEATON | C/1B | SO | 5-7 | SAN DIMAS, CA (SAN DIMAS)

SEASON:																										
Player		avg	gp-gs	ab	r	h	2b	3b	hr	rbi	tb	slg%	bb	hp	so	gdp	ob%	sf	sh	sb-att	po	a	e	fld%		
25 Janell Wheaton		.375	28-26	72	14	27	1	2	5	26	47	.653	21	0	3	0	.505	2	0	2-3	80	6	0	1.000		
25 Janell Wheaton		.300	3-3	10	1	3	0	1	0	0	5	.500	1	0	0	0	.364	0	0	0-1	8	0	0	1.000		
CAREER:																										
Year		avg	gp-gs	ab	r	h	2b	3b	hr	rbi	tb	slg%	bb	hbp	so	gdp	ob%	sf	sh	sb-att	po	a	e	fld%		
2015		.209	38-19	67	8	14	6	0	1	17	23	.343	5	0	6	0	.253	3	1	0-0	85	11	1	.990		
2016		.375	28-26	72	14	27	1	2	5	26	47	.653	21	0	3	0	.505	2	0	2-3	80	6	0	1.000		
TOTAL		.295	66-45	139	22	41	7	2	6	43	70	.504	26	0	9	0	.394	5	1	2-3	165	17	1	.995		

- NOTES:
- Recorded the second triple of her career against Auburn this past weekend
 - Mashed two solo homers against No. 8 Washington to propel the Gators to their 3-1 win
 - Came through with an RBI single to right field against Utah, which turned out to be the only run of the game
 - One of two Gators (Taylore Fuller) with multiple home runs this season
 - 2015 NFCA All-America Scholar-Athlete and SEC First-Year Academic Honor Roll
 - Committed just one error in 96 chances last season as she had a stellar .990 fielding percentage
 - Led the team with a .571 average (4-for-7) with the bases loaded in 2015, as she had 11 RBI with two doubles and one grand slam
 - 2014 graduate of San Dimas High School
 - Batted above .600 during each of her final three prep seasons, and finished her high-school career with 12 home runs and 150 RBI

WHEATON'S CAREER BESTS

AB	4, eight times, last vs. Winthrop (3/16/16)
R	same
H	same
Streak	same
RBI	same
2B	2 vs. Hampton (2/6/15)
3B	same
HR	1, three times, last vs. UAB (2/19/16)
BB	same
SB	same
PO	same
A	same

WHEATON'S 2016 SEASON BESTS

AB	4, five times, last vs. Winthrop (3/16/16)
R	2, three times, last vs. Washington (2/26/16)
H	3 vs. USF (2/14/16)
Streak	7 (2/21-3/3)
RBI	5 vs. USF (2/14/16)
2B	1 vs. USF (2/14/16)
3B	1, two times, last vs. Auburn (3/13/16)
HR	2 vs. Washington (2/26/16)
BB	2, five times, last vs. South Dakota Game 1 (3/9/16)
SB	1, two times, last vs. South Dakota Game 2 (3/9/16)
PO	14 vs. FAMU (3/6/16)
A	4 vs. FAMU (3/6/16)



#28 BROOKE CLEMENS | C | FR | 5-9 | ROTONDA WEST, FL (LEMON BAY)

SEASON:

Player	avg	gp-gs	ab	r	h	2b	3b	hr	rbi	tb	slg%	bb	hp	so	gdp	ob%	sf	sh	sb-att	po	a	e	fld%
28 Brooke Clemens	.500	3-0	2	0	1	0	0	0	0	1	.500	1	0	1	0	.667	0	0	0-0	0	0	0	.000

CAREER:

Year	avg	gp-gs	ab	r	h	2b	3b	hr	rbi	tb	slg%	bb	hbp	so	gdp	ob%	sf	sh	sb-att	po	a	e	fld%
2016	.500	3-0	2	0	1	0	0	0	0	1	.500	1	0	1	0	.667	0	0	0-0	0	0	0	.000
TOTAL	.500	3-0	2	0	1	0	0	0	0	1	.500	1	0	1	0	.667	0	0	0-0	0	0	0	.000

- NOTES:
- Recorded her first collegiate plate appearance against Jacksonville on Feb. 17 and her first career hit on March 16 against Winthrop
 - 2015 graduate of Lemon Bay High School
 - Earned All-State recognition in 2012 (First Team) and 2013 (Honorable Mention)
 - Named All-Area three times (2012-14) by the Sun-Herald and twice by the Sarasota Herald-Tribune (2013-14)
 - Held Lemon Bay school records for home runs in a career and in a season
 - LBHS won district titles and finished as runners-up at Regionals during her sophomore and junior years

CLEMENS' CAREER BESTS

AB	same
R	N/A
H	same
Streak	N/A
RBI	N/A
2B	N/A
3B	N/A
HR	N/A
BB	same
SB	N/A
PO	N/A
A	N/A

CLEMENS' 2016 SEASON BESTS

AB	1, two times, last vs. Winthrop (3/16/16)
R	N/A
H	1 vs. Winthrop (3/16/16)
Streak	N/A
RBI	N/A
2B	N/A
3B	N/A
HR	N/A
BB	1 vs. Jacksonville Game 2 (2/17/16)
SB	N/A
PO	N/A
A	N/A



#47 LILY MANN | OF | FR | 5-9 | ST. CLOUD, FL (HARMONY)

SEASON:		avg	gp-gs	ab	r	h	2b	3b	hr	rbi	tb	slg%	bb	hp	so	gdp	ob%	sf	sh	sb-att	po	a	e	fld%
47 Lily Mann		.000	15-0	2	4	0	0	0	0	0	0	.000	2	0	0	0	.500	0	0	0-0	0	0	0	.000
47 Lily Mann		.000	1-0	0	1	0	0	0	0	0	0	.000	0	0	0	0	.000	0	0	0-0	0	0	0	.000
CAREER:		avg	gp-gs	ab	r	h	2b	3b	hr	rbi	tb	slg%	bb	hbp	so	gdp	ob%	sf	sh	sb-att	po	a	e	fld%
2016		.000	15-0	2	4	0	0	0	0	0	0	.000	2	0	0	0	.500	0	0	0-0	0	0	0	.000
TOTAL		.000	15-0	2	4	0	0	0	0	0	0	.000	2	0	0	0	.500	0	0	0-0	0	0	0	.000

NOTES:

- ▶ Recorded a walk in her first collegiate plate appearance and scored her first career run against Nebraska
- ▶ Spilting pinch running duties with fellow freshman Alex Voss
- ▶ 2015 graduate of Harmony High School
- ▶ 2015 USA Today, Max Preps and FloSoftball High School All-American
- ▶ 2015 Florida Class 7A Offensive Player of the Year and Osceola County Player of the Year
- ▶ Three-time All-Orange Belt Conference First Team selection (2012-14), Two-time Orlando Sentinel All-Area selection (2013-14)
- ▶ Harmony finished third in Class 7A at the state tournament in 2013 and was the Florida runner-up in 2014

MANN'S CAREER BESTS

AB	same
R	same
H	N/A
Streak	N/A
RBI	N/A
2B	N/A
3B	N/A
HR	N/A
BB	same
SB	N/A
PO	N/A
A	N/A

MANN'S 2016 SEASON BESTS

AB	1, two times, last vs. FIU (3/5/16)
R	1, four times, last vs. Auburn (3/14/16)
H	N/A
Streak	N/A
RBI	N/A
2B	N/A
3B	N/A
HR	N/A
BB	1, two times, last vs. Omaha (2/20/16)
SB	N/A
PO	N/A
A	N/A



#49 TAYLOR SCHWARZ | 1B | SR | 5-9 | PALM BEACH GARDENS, FL (PALM BEACH GARDENS)

SEASON:		avg	gp-gs	ab	r	h	2b	3b	hr	rbi	tb	slg%	bb	hp	so	gdp	ob%	sf	sh	sb-att	po	a	e	fld%
49 Taylor Schwarz		.265	27-9	34	12	9	0	1	1	10	14	.412	9	2	7	0	.444	0	0	3-5	89	4	3	.969
49 Taylor Schwarz		.000	3-0	2	2	0	0	0	0	0	0	.000	1	0	0	0	.333	0	0	0-0	12	0	0	1.000
CAREER:		avg	gp-gs	ab	r	h	2b	3b	hr	rbi	tb	slg%	bb	hbp	so	gdp	ob%	sf	sh	sb-att	po	a	e	fld%
2013		.266	64-57	154	29	41	3	2	9	38	75	.487	24	10	41	0	.395	2	3	5-7	399	14	2	.995
2014		.282	65-64	170	43	48	4	1	8	40	78	.459	34	13	31	0	.438	0	1	5-6	402	19	3	.993
2015		.231	59-30	91	27	21	4	0	2	14	31	.341	15	9	25	0	.391	0	1	4-4	218	9	2	.991
2016		.265	27-9	34	12	9	0	1	1	10	14	.412	9	2	7	0	.444	0	0	3-5	89	4	3	.969
TOTAL		.265	215-160	449	111	119	11	4	20	102	198	.441	82	34	104	0	.414	2	5	17-22	1108	46	10	.991

NOTES:

- ▶ Recorded Florida's first triple of the 2016 season against Jacksonville on Feb. 17. The three-bagger was Schwarz' fourth of her career
- ▶ Scored a career-high tying three runs scored vs. JU on Feb. 17
- ▶ Driven in at least one run in four of her seven starts this season
- ▶ Has turned 61 double plays in her career which gives her the school record outright, as she passed Melissa Zick at the Mary Nutter Collegiate Classic
- ▶ In her first start of the season against USF, Schwarz hit the 20th homer of her career
- ▶ Hit two homers against Georgia in the 2013 SEC Tournament
- ▶ Caught the final out at first base to clinch the Gators 2014 and 2015 NCAA Championships

SCHWARZ'S CAREER BESTS

AB	7 vs. Nebraska (6/1/13)
R	3, two times, last vs. Hampton (2/6/15)
H	3, three times, last vs. Longwood (4/21/13)
Streak	Eight games (2/6-14, 2014)
RBI	5 at LSU (3/16/14)
2B	1, 11 times, last vs. South Carolina (5/7/15)
3B	1, four times, last vs. Jacksonville Game 1 (2/17/16)
HR	2 vs. Georgia (5/11/13)
BB	2, 11 times, last vs. Jacksonville State (2/21/16)
SB	1, 17 times, last at Jacksonville State (2/21/16)
PO	13 vs. Nebraska (6/1/13)
A	4 at Florida State (4/9/14)

SCHWARZ'S 2016 SEASON BESTS

AB	3, four times, last vs. Elon (2/20/16)
R	3 vs. Jacksonville (2/17/16)
H	2, three times, last vs. Stephen F Austin (2/19/16)
Streak	2 (2/14-2/17)
RBI	3 vs. USF (2/14/16)
2B	N/A
3B	1 vs. Jacksonville Game 1 (2/17/16)
HR	1 vs. USF (2/14/16)
BB	2 vs. Jacksonville State (2/21/16)
SB	1, three times, last vs. Jacksonville State (2/21/16)
PO	8 vs. Stephen F Austin (2/29/16)
A	2 vs. Stephen F Austin (2/29/16)

PLAYER BIOS



#52 JUSTINE McLEAN | OF | JR | 5-3 | RANCHO CUCAMONGA, CA (RANCHO CUCAMONGA)

SEASON:		avg		gp-gs		ab	r	h	2b	3b	hr	rbi	tb	slg%	bb	hp	so	gdp	ob%	sf	sh	sb-att	po	a	e	fld%
52 Justine McLean		.446		27-23		56	14	25	0	0	0	6	25	.446	6	0	7	0	.500	0	0	7-8	17	0	0	1.000
52 Justine McLean		.500		3-3		8	1	4	0	0	0	1	4	.500	2	0	0	0	.600	0	0	0-0	2	0	0	1.000
CAREER:		avg		gp-gs		ab	r	h	2b	3b	hr	rbi	tb	slg%	bb	hbp	so	gdp	ob%	sf	sh	sb-att	po	a	e	fld%
2014		.294		62-40		119	35	35	3	1	0	11	40	.336	21	0	25	0	.400	0	2	14-16	54	2	1	.982
2015		.360		60-33		89	27	32	1	0	0	5	33	.371	6	1	13	0	.406	0	3	10-11	35	1	0	1.000
2016		.446		27-23		56	14	25	0	0	0	6	25	.446	6	0	7	0	.500	0	0	7-8	17	0	0	1.000
TOTAL		.348		149-96		264	76	92	4	1	0	22	98	.371	33	1	45	0	.423	0	5	31-35	106	3	1	.991

- NOTES:
- ▶ On a career-long seven game hitting streak and has a team-leading .444 batting average
 - ▶ Recorded her fifth-career three hit game last Wednesday against USD when she went 3 for 3 with one RBI and two runs scored
 - ▶ Recorded a career-high two RBI with her two-run single in the third inning against then-No. 2 Michigan
 - ▶ Opened the season with a career long five game hitting streak
 - ▶ 2014 SEC All-Freshman Team and SEC First-Year Academic Honor Roll
 - ▶ Ranked second on the team with a .360 average last season
 - ▶ Hit .373 vs. right-handed pitching, .455 as a leadoff hitter, .379 (11-for-29) with runners in scoring position in 2015
 - ▶ Pinch-ran in the 2014 championship-clinching Game 2 against Alabama, and roped a single in the sixth

McLEAN'S CAREER BESTS

AB	5 at Tennessee (3/30/14)
R	2, 13 times, last vs. South Dakota Game 1 (3/9/16)
H	3, five times, last vs. South Dakota Game 1 (3/9/16)
Streak	same
RBI	same
2B	1, four times, last at Alabama (3/21/15)
3B	1 vs. Minnesota (2/16/14)
HR	-
BB	2, three times, last vs. Maryland (3/2/14)
SB	2, four times, last vs. Jacksonville Game 1 (2/17/16)
PO	5 at LSU (3/14/14)
A	1, three times, last vs. Kentucky (5/24/15)

McLEAN'S 2016 SEASON BESTS

AB	4, two times, last vs. Auburn (3/13/16)
R	2 vs. South Dakota Game 1 (3/9/16)
H	3, two times, last vs. South Dakota Game 1 (3/9/16)
Streak	7 (3/9-TBA)
RBI	2 vs. Michigan (2/13/16)
2B	N/A
3B	N/A
HR	N/A
BB	1, six times, last vs. Auburn (3/13/16)
SB	2 vs. Jacksonville Game 1 (2/17/16)
PO	3 vs. Utah (2/27/16)
A	N/A



#74 SOPHIA REYNOSO | INF | FR | 5-4 | PALMDALE, CA (KNIGHT)

SEASON:		avg		gp-gs		ab	r	h	2b	3b	hr	rbi	tb	slg%	bb	hp	so	gdp	ob%	sf	sh	sb-att	po	a	e	fld%
Player																										

- NOTES:
- ▶ Will miss the 2016 season with a leg injury
 - ▶ 2015 graduate of Knight High School
 - ▶ 2015 Knight High School Female Athlete of the Year
 - ▶ Set Two-time First Team All-Golden League (2014-15)
 - ▶ Named Second Team All-Golden League in 2012
 - ▶ Cal-Hi Sports First Team All-State Underclass school record with 24 double plays turned during her sophomore season
 - ▶ Earned Knight's Award of Academic Excellence in seven consecutive semesters for posting a 4.0+ GPA

REYNOSO'S CAREER BESTS

AB	N/A
R	N/A
H	N/A
Streak	N/A
RBI	N/A
2B	N/A
3B	N/A
HR	N/A
BB	N/A
SB	N/A
PO	N/A
A	N/A

REYNOSO'S 2016 SEASON BESTS

AB	N/A
R	N/A
H	N/A
Streak	N/A
RBI	N/A
2B	N/A
3B	N/A
HR	N/A
BB	N/A
SB	N/A
PO	N/A
A	N/A



#33 DELANIE GOURLEY | LHP | JR | 5-4 | LAKESIDE, CA (EL CAPITAN)

SEASON:

Player	avg	gp-gs	ab	r	h	2b	3b	hr	rbi	tb	slg%	bb	hp	so	gdp	ob%	sf	sh	sb-att	po	a	e	fld%
33 Delanie Gourley	.000	2-0	2	0	0	0	0	0	0	0	.000	0	0	0	0	.000	0	0	0-0	4	9	0	1.000
Player	era	w-l	app	gs	cg	sho	sv	ip	h	r	er	bb	so	2b	3b	hr	b/avg	wp	hp	bk	sfa	sha	
33 Delanie Gourley	0.96	9-0	14	9	5	4/2	1	58.1	28	9	8	15	87	5	0	3	.141	2	3	0	1	2	
33 Delanie Gourley	3.18	0-0	2	2	0	0/0	0	11.0	9	6	5	4	13	2	0	2	.231	1	1	0	1	2	

CAREER:

Year	era	w-l	app	gs	cg	sho	sv	ip	h	r	er	bb	so	2b	3b	hr	bf	bavg	wp	hbp	bk	sfa	sha
2014	2.67	15-1	27	18	9	5/1	2	107.2	80	44	41	47	127	12	2	10	462	.199	9	6	0	2	5
2015	2.13	10-2	26	12	5	4/3	5	79.0	53	36	24	32	105	5	1	7	334	.186	8	12	0	1	4
2016	0.96	9-0	14	9	5	4/2	1	58.1	28	9	8	15	87	5	0	3	219	.141	2	3	0	1	2
TOTAL	2.09	34-3	67	39	19	13/6	8	245.0	161	89	73	94	319	22	3	20	1015	.182	19	21	0	4	11

NOTES:

- Threw the second no hitter of her career and Florida's season. It was her first-career no-no during her freshman season on May 16, 2014 against FAMU.

She's now the fifth pitcher in UF history to accomplish this feat twice. She joined Hannah Rogers, Stacey Nelson, Renise Landry and Beth Dieter.

- Combined with Kelly Barnhill for a Florida single-game record 18 strikeouts against FAMU on March 6... Gourley recorded a career-high 13 strikeouts in 5.1 innings pitched, and Barnhill dealt five strikeouts to the only five Rattlers she faced. They eclipsed UF's previous record of 17 strikeouts.
- Tossed the fifth one-hitter of her career and third this season against FIU at the Aquafina Invitational last weekend
- After giving up a run in the sixth inning against UCLA, Gourley snapped a streak of 27 consecutive scoreless innings dating back to last season
- Her career long scoreless innings streak is 29 innings, which she accumulated during her freshman season in 2014
- Became the first left-handed pitcher to sign with the Gators under Tim Walton
- Earned the save in Game 1 of the 2015 WCWS Championship Series against Michigan and the win that clinched Florida's 2014 national championship

GOURLEY'S CAREER BESTS

PO	2, two times, last vs. Auburn (3/12/16)
A	5 vs. Ole Miss (3/9/14)
IP	8.0 vs. Michigan (2/8/14)
H	0, two times, last vs. South Dakota Game 2 (3/9/16)
R	0, 15 times, last vs. South Dakota Game 2 (3/9/16)
ER	0, 15 times, last vs. South Dakota Game 2 (3/9/16)
SO	same
BB	0, eight times, last vs. Auburn (3/12/16)
*must have pitched four or more innings (or three in a five-inning win)	

GOURLEY'S 2016 SEASON BESTS

PO	2 vs. Auburn (3/12/16)
A	2 vs. Washington (2/26/16)
IP	7.0 vs. FIU (3/4/16)
H	0 vs. South Dakota Game 2 (3/9/16)
R	0, five times, last vs. South Dakota Game 2 (3/9/16)
ER	0, five times, last vs. South Dakota Game 2 (3/9/16)
SO	13 vs. FAMU (3/6/16)
BB	0, six times, last vs. Auburn (3/12/16)



#11 KELLY BARNHILL | RHP | FR | 5-8 | MARIETTA, GA (POPE)

SEASON:

Player	avg	gp-gs	ab	r	h	2b	3b	hr	rbi	tb	slg%	bb	hp	so	gdp	ob%	sf	sh	sb-att	po	a	e	fld%
11 Kelly Barnhill	.000	1-1	2	0	0	0	0	0	0	0	.000	0	0	0	0	.000	0	0	0-0	1	5	1	.857
Player	era	w-l	app	gs	cg	sho	sv	ip	h	r	er	bb	so	2b	3b	hr	b/avg	wp	hp	bk	sfa	sha	
11 Kelly Barnhill	1.27	9-0	13	12	6	5/1	1	55.0	22	11	10	23	90	1	0	3	.118	11	7	0	1	0	
11 Kelly Barnhill	9.33	0-0	1	1	0	0/0	0	3.0	4	4	4	2	4	0	0	3	.333	1	0	0	0	0	

CAREER:

2016	1.27	9-0	13	12	6	5/1	1	55.0	22	11	10	23	90	1	0	3	.118	11	7	0	1	0
TOTAL	1.27	9-0	13	12	6	5/1	1	55.0	22	11	10	23	90	1	0	3	.118	11	7	0	1	0

NOTES:

- Tied her and Delanie Gourley's school-record 18 strikeouts on March 16 against Winthrop. On Sunday, March 6, that duo combined for 18 strikeouts against the FAMU. Gourley recorded a career-high 13 strikeouts in 5.1 innings pitched, and Barnhill dealt five strikeouts to the only five Rattlers she faced. Barnhill now holds the Florida individual-game record for strikeouts. That mark was previously held by her teammate, Aleshia Ocasio, and former Gator, Renise Landry, who each had 17 in a game. The freshman's performance marked the second time a Gator pitcher recorded 15+ strikeouts in a regulation game since Jenny Gladding had 15 against Nebraska on Feb. 21, 2004.
- Tossed a one-hit complete game, the third of her career, as she shutout Nebraska in Florida's run-rule win
- Recorded a career-high and Florida season-high 14 strikeouts against NC State, which ranks tied for the seventh most strikeouts in Florida history
- Became the third UF freshman pitcher to have a double-digit strikeout in as many years and the fifth in the past six seasons
- Tossed five shutout innings, while recording two strikeouts and not walking a batter in her collegiate debut against No. 2 Michigan.
- 2016 USA Softball National Team - Following a USA Softball Selection Camp in January, Barnhill became the youngest athlete to be chosen for the U.S. Women's National Team's roster since Stanford's Ashley Hanson in 2009.
- 2015 USA Softball Women's Junior National Team | Georgia Gatorade Player of the Year | USA Today Softball Player of the Year | NFCA & Louisville Slugger High School All-American
- Led Pope to the 2014 Georgia Class 6A state title, capping the run with her second championship-game no-hitter

BARNHILL'S CAREER BESTS

PO	same
A	same
IP	same
H	same
R	same
ER	same
SO	same
BB	same
*must have pitched four or more innings (or three in a five-inning win)	

BARNHILL'S 2016 SEASON BESTS

PO	1 vs. Elon (2/20/16)
A	2, two times, last vs. FIU (3/5/16)
IP	7.0, two times, vs. Winthrop (3/16/16)
H	1, three times, last vs. South Dakota Game 1 (3/9/16)
R	0, seven times, last vs. Winthrop (3/16/16)
ER	0, seven times, last vs. Winthrop (3/16/16)
SO	18 vs. Winthrop (3/16/16)
BB	0, two times, last vs. Nebraska (2/26/16)

PLAYER BIOS



#8 ALESHIA OCASIO | UT | SO | 5-9 | ST. CLOUD, FL (HARMONY)

SEASON:

Player	avg	gp-gs	ab	r	h	2b	3b	hr	rbi	tb	slg%	bb	hp	so	gdp	ob%	sf	sh	sb-att	po	a	e	fld%
8 Aleshia Ocasio	.667	4-0	3	2	2	0	0	0	0	2	.667	0	1	0	0	.750	0	0	1-1	1	7	0	1.000
Player	era	w-l	app	gs	cg	sho	sv	ip	h	r	er	bb	so	2b	3b	hr	b/avg	wp	hp	bk	sfa	sha	
8 Aleshia Ocasio	0.47	9-1	15	7	4	3/3	2	59.1	40	6	4	11	68	4	0	0	.191	6	1	1	0	3	
8 Aleshia Ocasio	1.05	2-1	3	0	0	0/0	0	6.2	5	3	1	3	7	0	0	0	.200	1	0	1	0	0	

CAREER:

Year	avg	gp-gs	ab	r	h	2b	3b	hr	rbi	tb	slg%	bb	hbp	so	gdp	ob%	sf	sh	sb-att	po	a	e	fld%
2015	.212	21-17	33	8	7	0	1	1	2	12	.364	6	1	6	0	.350	0	1	0-1	4	33	4	.902
2016	.667	4-0	3	2	2	0	0	0	0	2	.667	0	1	0	0	.750	0	0	1-1	1	7	0	1.000
TOTAL	.250	25-17	36	10	9	0	1	1	2	14	.389	6	2	6	0	.386	0	1	1-2	5	40	4	.918

Year	era	w-l	app	gs	cg	sho	sv	ip	h	r	er	bb	so	2b	3b	hr	bf	bavg	wp	hbp	bk	sfa	sha
2015	2.01	18-3	30	20	10	4/3	2	136.0	101	45	39	25	155	12	2	16	553	.200	7	14	0	1	7
2016	0.47	9-1	15	7	4	3/3	2	59.1	40	6	4	11	68	4	0	0	224	.191	6	1	1	0	3
TOTAL	1.54	27-4	45	27	14	7/6	4	195.1	141	51	43	36	223	16	2	16	777	.197	13	15	1	1	10

- NOTES:
- Appeared in all three games out of the bullpen for Florida this past weekend against Auburn... Earned the win in games one and two but recorded her first blown save of her career in game 3.
 - Earned the win against Utah after she allowed just one hit to go along with six strikeouts and no walks over six innings. She retired 18 straight Utah hitters after allowing a single to start the game.
 - Against Jacksonville on Feb. 17, she recorded the 16th no hitter in Florida history and the first since her teammate Delanie Gourley threw one in the 2014 NCAA Regional against Florida A&M (May, 16). A hit batter in the first and a walk in the fourth were the only base runners allowed.
 - Her no-no was the first in a home opener in program history
 - Following her no hitter, rookie Kelly Barnhill one-hit JU in a complete game effort. Ocasio and Barnhill became the first set of Florida teammates to throw a no hitter and one hitter back to back since Stacey Nelson and Stephanie Brombacher accomplished the feat on Feb. 13, 2009 against Texas Tech and Coastal Carolina.
 - Threw a three-hit six-inning shutout against Va. Tech in her first start of the season. She recorded notched seven strikeouts and walked just one.
 - 2015 NFCA Third Team All-American, NFCA All-Southeast Region First Team and All-SEC Freshman Team
 - Puerto Rico Softball Women's National Team, 2015
 - Earned the win in Game 1 of the 2015 WCWS Championship Series against Michigan
 - Florida's third freshman pitcher All-American in school history (Aja Paculba, 2008; Hannah Rogers, 2011)
 - Stands among UF freshman leaders in ERA (seventh, 2.01), wins (third, 18), strikeouts (third, 155), complete games (T-6th 10), shutouts (T-6th, four) and saves (T-5th, two)
 - Became the fourth Gator freshman in five years with 100+ strikeouts in 2015

OCASIO'S CAREER BESTS

PO	2 vs. Mercer (2/22/15)
A	4 vs. Illinois State (2/21/15)
IP	7.0, three times, last vs. South Alabama (3/5/16)
H	0 vs. Jacksonville Game 1 (2/17/16)*
R	0, nine times, last vs. South Alabama (3/5/16)
ER	0, 13 times, vs. Auburn (3/13/16)
SO	17 vs. Florida A&M (5/15/15)
BB	0, 11 times, last vs. Illinois State (3/6/16)
*must have pitched four or more innings (or three in a five-inning win)	

OCASIO'S 2016 SEASON BESTS

PO	N/A
A	2 vs. Jacksonville Game 1 (2/17/16)
IP	7.0, two times, last vs. South Alabama (3/5/16)
H	0 vs. Jacksonville Game 1 (2/17/16)
R	0, six times, last vs. South Alabama (3/5/16)
ER	0, seven times, last vs. Auburn (3/13/16)
SO	7, three times, last vs. vs. Stephen F. Austin (2/19/16)
BB	0, three times, last vs. Illinois State (3/6/16)

OCASIO'S CAREER BESTS

AB	3, four times, last at Missouri (5/2/15)
R	1, 10 times, last vs. Auburn (3/12/16)
H	1, eight times, last vs. FIU (3/5/16)
Streak	3 games (2/21-2/22, 2015)
RBI	2, two times, last at Mississippi State (3/28/15)
2B	--
3B	1 vs. Jacksonville (2/8/15)
HR	1 vs. Mercer (2/22/15)
BB	3 vs. Mercer (2/22/15)
SB	--
PO	2 vs. Mercer (2/22/15)
A	4 vs. Illinois State (2/21/15)

OCASIO'S 2016 SEASON BESTS

AB	1, three times, last vs. FIU (3/5/16)
R	1, two times, last vs. Auburn (3/12/16)
H	1, two times, last vs. FIU (3/5/16)
Streak	2 (2/17-TBA)
RBI	N/A
2B	N/A
3B	N/A
HR	N/A
BB	N/A
SB	N/A
PO	N/A
A	N/A

GATOR SOFTBALL GAME-BY-GAME RECAPS

GAME 1 - Florida 11, Illinois State 0

Feb. 12, 2016 - Tampa, Fla. (USF Softball Stadium)

	1	2	3	4	5	R	H	E
UF	2	0	7	0	2	11	8	1
Ill. State	0	0	0	0	0	0	1	2

WP - Gourley (1-0); **LP** - Finck (0-1); **SV** - None.

UF Record: 1-0

FLORIDA BATTING (AB-R-H-RBI): Stewart (3-1-0-0), Merritt (3-2-2-2), Lorenz (2-2-0-0), Fuller (1-2-1-2), Wheaton (3-1-2-2), DeWitt (3-1-1-2), Kvistad (1-0-1-2), Munro (3-1-1-1), McLean (3-0-0-0). **TOTALS: 23-11-8-11.**

FLORIDA PITCHING (IP-H-R-ER-BB-SO): Gourley (5.0-1-0-0-4-8). **TOTALS: 5.0-1-0-0-4-8.**

GAME 2 - Florida 8, Michigan 0

Feb. 13, 2016 - Tampa, Fla. (USF Softball Stadium)

	1	2	3	4	5	R	H	E
Michigan	0	0	0	0	0	0	3	1
UF	3	0	4	1	X	8	9	0

WP - Barnhill (1-0); **LP** - Blanco (0-1); **SV** - None.

UF Record: 2-0

FLORIDA BATTING (AB-R-H-RBI): Stewart (2-1-0-0), Merritt (3-1-1-0), Lorenz (3-3-3-1), Fuller (3-0-1-0), Wheaton (2-1-0-0), DeWitt (2-0-1-2), Kvistad (2-0-1-2), Munro (2-1-1-1), McLean (2-0-1-2). **TOTALS: 22-8-9-8.**

FLORIDA PITCHING (IP-H-R-ER-BB-SO): Barnhill (5.0-3-0-0-0-2). **TOTALS: 5.0-3-0-0-0-2.**

GAME 3 - Florida 8, Virginia Tech 0

Feb. 14, 2016 - Tampa, Fla. (USF Softball Stadium)

	1	2	3	4	5	6	R	H	E
Va. Tech	0	0	0	0	0	0	0	3	0
UF	2	5	0	0	0	1	8	7	0

WP - Ocasio (1-0); **LP** - Whitcomb (1-1); **SV** - None.

2B: Lorenz

UF Record: 3-0

FLORIDA BATTING (AB-R-H-RBI): Stewart (3-1-0-0), Merritt (3-1-1-1), Lorenz (3-3-2-3), Fuller (1-1-0-0), Wheaton (4-0-1-2), DeWitt (3-0-2-1), Kvistad (3-0-0-0), Munro (2-1-0-0), McLean (1-1-1-0). **TOTALS: 24-8-7-7.**

FLORIDA PITCHING (IP-H-R-ER-BB-SO): Ocasio (6.0-3-0-0-1-7). **TOTALS: 6.0-3-0-0-1-7.**

GAME 4 - Florida 11, USF 1

Feb. 14, 2016 - Tampa, Fla. (USF Softball Stadium)

	1	2	3	4	5	R	H	E
UF	1	3	2	2	3	11	11	0
USF	0	0	3	0	0	1	2	1

WP - Gourley (2-0); **LP** - Nunn, E. (0-2); **SV** - None.

UF Record: 4-0

FLORIDA BATTING (AB-R-H-RBI): Stewart (3-0-1-0), Merritt (2-2-0-0), Lorenz (2-1-0-1), Fuller (2-1-2-1), Wheaton (3-1-3-5), DeWitt (2-1-0-0), Munro (3-1-2-1), Schwarz (3-2-2-3), McLean (3-1-1-0). **TOTALS: 24-11-11-11.**

FLORIDA PITCHING (IP-H-R-ER-BB-SO): Barnhill (2.0-1-1-1-5-3), Gourley (3.0-1-0-0-2-4). **TOTALS: 5.0-2-1-1-7-7.**

Game 5 - Florida 6, Jacksonville 0

Feb. 17, 2016 - Gainesville, Fla. (KSP Stadium)

	1	2	3	4	5	6	7	R	H	E
Jacksonville	0	0	0	0	0	0	0	0	0	0
UF	0	0	4	1	0	1	X	6	8	0

WP - Ocasio (2-0); **LP** - Brown, V. (1-1); **SV** - None.

UF Record: 5-0

FLORIDA BATTING (AB-R-H-RBI): Stewart (3-0-0-0), Merritt (3-1-1-2), Lorenz (3-1-1-2), Fuller (3-0-1-1), Wheaton (3-0-0-0), DeWitt (2-0-0-0), Munro (2-0-0-0), Schwarz (2-3-2-0), McLean (3-1-3-0). **TOTALS: 24-6-8-5.**

FLORIDA PITCHING (IP-H-R-ER-BB-SO): Ocasio (7.0-0-0-0-1-7). **TOTALS: 7.0-0-0-0-1-7.**

Game 6 - Florida 10, Jacksonville 0

Feb. 17, 2016 - Gainesville, Fla. (KSP Stadium)

	1	2	3	4	5	R	H	E
Jacksonville	0	0	0	0	0	0	1	2
UF	3	4	3	0	X	10	11	0

WP - Barnhill (2-0); **LP** - Rossman, T. (0-2); **SV** - None.

UF Record: 6-0

FLORIDA BATTING (AB-R-H-RBI): Stewart (2-2-1-0), Merritt (2-1-1-2), Lorenz (2-2-2-2), Fuller (3-2-2-1), Kvistad (3-0-2-4), DeWitt (2-0-0-0), Schwarz (2-1-0-0), Herndon (2-1-2-0), Voss (2-1-0-0). **TOTALS: 24-10-11-9.**

FLORIDA PITCHING (IP-H-R-ER-BB-SO): Barnhill (5.0-1-0-0-1-9). **TOTALS: 5.0-1-0-0-1-9.**

Game 7 - Florida 8, UAB 0

Feb. 19, 2016 - Kissimmee, Fla. (World Wide of Sports)

	1	2	3	4	5	R	H	E
UAB	0	0	0	0	0	0	3	1
UF	5	0	0	3	X	8	7	0

WP - Gourley (3-0); **LP** - Hir (1-3); **SV** - None.

UF Record: 7-0

FLORIDA BATTING (AB-R-H-RBI): Stewart (2-1-0-0), Merritt (3-1-2-0), Lorenz (2-1-1-2), Fuller (1-1-0-0), Wheaton (1-2-1-2), DeWitt (1-2-0-0), Kvistad (2-0-1-2), Munro (3-0-1-1), McLean (2-0-1-1). **TOTALS: 18-8-7-8.**

FLORIDA PITCHING (IP-H-R-ER-BB-SO): Gourley (5.0-3-0-0-0-9). **TOTALS: 5.0-3-0-0-0-9.**

Game 8 - Florida 6, Stephen F. Austin 2

Feb. 19, 2016 - Kissimmee, Fla. (World Wide of Sports)

	1	2	3	4	5	6	7	R	H	E
Florida	0	0	5	0	1	0	0	6	9	0
Stephen F. Austin	1	1	0	0	0	0	0	2	4	3

WP - Ocasio (3-0); **LP** - Welch, H. (0-1); **SV** - None.

UF Record: 8-0

FLORIDA BATTING (AB-R-H-RBI): Stewart (2-1-1-0), Merritt (4-0-0-0), Lorenz (4-0-2-0), Fuller (4-1-1-1), Wheaton (3-0-1-0), DeWitt (2-1-0-0), Munro (3-2-2-1), Schwarz (3-0-2-2), Herndon (2-0-0-0). **TOTALS: 29-6-9-4.**

FLORIDA PITCHING (IP-H-R-ER-BB-SO): Barnhill (1.2-2-2-2-2), Ocasio (5.1-2-0-0-1-7). **TOTALS: 7.0-4-2-2-3-9.**

Game 9 - Florida 9, Omaha 0

Feb. 20, 2016 - Kissimmee, Fla. (World Wide of Sports)

	1	2	3	4	5	R	H	E
Florida	3	0	0	2	4	9	7	0
Omaha	0	0	0	0	0	0	1	1

WP - Gourley (4-0); **LP** - Noble (0-1); **SV** - None.

UF Record: 9-0

FLORIDA BATTING (AB-R-H-RBI): Stewart (3-1-1-0), Merritt (2-0-1-0), Lorenz (2-2-1-0), Fuller (2-2-1-4), Wheaton (2-2-0-0), DeWitt (0-0-0-0), Kvistad (2-0-1-2), Schwarz (3-0-0-0), McLean (2-1-0-0). **TOTALS: 22-9-7-7.**

FLORIDA PITCHING (IP-H-R-ER-BB-SO): Gourley (5.0-1-0-0-0-8). **TOTALS: 5.0-1-0-0-0-8.**

Game 10 - Florida 3, Elon 1

Feb. 20, 2016 - Kissimmee, Fla. (World Wide of Sports)

	1	2	3	4	5	6	7	R	H	E
Elon	0	0	0	0	0	1	0	1	7	1
Florida	0	1	2	0	0	0	X	3	9	0

WP - Barnhill (3-0); **LP** - Mitchum, K. (0-1); **SV** - Ocasio (1).

UF Record: 10-0

FLORIDA BATTING (AB-R-H-RBI): Stewart (4-0-0-0), Merritt (3-1-2-0), Lorenz (3-1-2-0), Fuller (3-0-1-2), Kvistad (2-1-0-0), DeWitt (3-0-1-0), Munro (3-0-1-0), Schwarz (3-0-1-1), Voss (2-0-0-0). **TOTALS: 27-3-9-3.**

FLORIDA PITCHING (IP-H-R-ER-BB-SO): Barnhill (4.0-3-0-0-1-4), Ocasio (3.0-4-1-1-0-5). **TOTALS: 7.0-7-1-1-1-9.**

GATOR SOFTBALL GAME-BY-GAME RECAPS**GAME 11 - Florida 10, Jacksonville State 0**

Feb. 21, 2016 - Kissimmee, Fla. (World Wide of Sports)

	1	2	3	4	5	R	H	E
UF	0	0	3	5	2	10	10	0
Jax. State	0	0	0	0	0	0	6	2

WP - Ocasio (3-0); **LP** - Sims, F. (1-2); **SV** - None.**UF Record: 11-0****FLORIDA BATTING (AB-R-H-RBI):** Stewart (4-3-3-2), DeWitt (3-3-2-2), Lorenz (2-2-2-1), Fuller (2-1-0-0), Wheaton (3-0-2-2), Munro (4-0-0-0), Schwarz (1-0-0-1), Herndon (1-0-0-0), McLean (3-1-1-0). **TOTALS: 24-10-10-8.****FLORIDA PITCHING (IP-H-R-ER-BB-SO):** Ocasio (4.0-6-0-0-0-6), Gourley (1.0-0-0-0-0-1). **TOTALS: 5.0-6-0-0-1-7.****GAME 12 - Florida 2, UCLA 1**

Feb. 25, 2016 - Palm Springs, Calif. (BLD Complex)

	1	2	3	4	5	6	7	R	H	E
UF	0	1	0	1	0	0	0	2	9	0
UCLA	0	0	0	0	0	1	0	1	7	1

WP - Gourley (5-0); **LP** - Ta'amilo (6-2); **SV** - None.**UF Record: 12-0****FLORIDA BATTING (AB-R-H-RBI):** Stewart (3-1-2-1), DeWitt (2-0-0-0), Lorenz (2-0-1-1), Wheaton (4-0-1-0), Fuller (4-0-1-0), Merritt (3-0-1-0), Kvistad (3-0-1-0), Munro (3-1-0-0), McLean (3-0-2-0). **TOTALS: 28-2-9-2.****FLORIDA PITCHING (IP-H-R-ER-BB-SO):** Gourley (6.0-7-1-1-3-5), Ocasio (7.0-0-0-0-0-1). **TOTALS: 7.0-7-1-1-3-6.****GAME 13 - Florida 5, NC State 2**

Feb. 25, 2016 - Palm Springs, Calif. (BLD Complex)

	1	2	3	4	5	6	7	R	H	E
UF	2	0	1	0	0	2	0	5	10	1
NC State	0	0	0	0	0	2	0	2	2	0

WP - Barnhill (4-0); **LP** - Mirabella (3-4); **SV** - None.**UF Record: 13-0****FLORIDA BATTING (AB-R-H-RBI):** Stewart (4-2-2-0), DeWitt (4-1-1-2), Lorenz (1-1-1-0), Wheaton (4-0-1-2), Fuller (3-0-2-1), Merritt (3-0-0-0), Schwarz (2-0-0-0), Munro (3-0-2-0), McLean (4-0-1-0). **TOTALS: 28-5-10-5.****FLORIDA PITCHING (IP-H-R-ER-BB-SO):** Barnhill (7.0-2-2-1-2-14). **TOTALS: 7.0-2-2-1-2-14.****GAME 14 - Florida 3, Washington 1**

Feb. 26, 2016 - Palm Springs, Calif. (BLD Complex)

	1	2	3	4	5	6	7	R	H	E
Washington	0	1	0	0	0	0	0	1	8	1
UF	0	0	0	1	0	2	x	3	8	1

WP - Gourley (6-0); **LP** - Alvelo (4-1); **SV** - None.**UF Record: 14-0****FLORIDA BATTING (AB-R-H-RBI):** Stewart (4-0-1-0), DeWitt (3-0-1-0), Lorenz (3-0-0-0), Wheaton (3-2-2-2), Fuller (3-0-0-0), Merritt (2-1-1-0), Kvistad (2-0-1-0), Munro (3-0-2-1), McLean (3-0-0-0). **TOTALS: 26-3-8-3.****FLORIDA PITCHING (IP-H-R-ER-BB-SO):** Ocasio (4.0-7-1-1-1-2), Gourley (3.0-1-0-0-1-4). **TOTALS: 7.0-8-1-1-2-6.****GAME 15 - Florida 8, Nebraska 0**

Feb. 26, 2016 - Palm Springs, Calif. (BLD Complex)

	1	2	3	4	5	R	H	E
Nebraska	0	0	0	0	0	0	1	2
UF	0	1	3	3	1	8	12	2

WP - Barnhill (5-0); **LP** - Jablonski (2-1); **SV** - None.**UF Record: 15-0****FLORIDA BATTING (AB-R-H-RBI):** Stewart (4-2-3-0), DeWitt (4-0-1-0), Lorenz (2-2-1-0), Wheaton (3-1-2-1), Fuller (3-1-1-3), Merritt (2-1-0-1), Kvistad (1-0-1-0), Munro (3-0-1-1), McLean (2-0-1-0). **TOTALS: 26-8-12-7.****FLORIDA PITCHING (IP-H-R-ER-BB-SO):** Barnhill (5.0-1-0-0-0-8). **TOTALS: 5.0-1-0-0-0-8.****GAME 16 - Florida 1, Utah 0**

Feb. 27, 2016 - Palm Springs, Calif. (BLD Complex)

	1	2	3	4	5	6	7	R	H	E
Utah	0	0	0	0	0	0	0	0	1	0
UF	0	0	0	0	1	0	0	1	8	0

WP - Ocasio (5-0); **LP** - Viramontes (3-2); **SV** - Gourley (1).**UF Record: 16-0****FLORIDA BATTING (AB-R-H-RBI):** Stewart (3-0-2-0), DeWitt (3-1-2-0), Lorenz (2-0-0-0), Wheaton (3-0-1-1), Fuller (3-0-1-0), Merritt (3-0-2-0), Kvistad (2-0-0-0), Munro (3-0-0-0), McLean (1-0-0-0). **TOTALS: 25-1-8-1.****FLORIDA PITCHING (IP-H-R-ER-BB-SO):** Ocasio (6.0-1-0-0-0-6), Gourley (1.0-0-0-0-0-0). **TOTALS: 7.0-1-0-0-0-6.****GAME 17 - Florida 7, Illinois State 2**

March 3, 2016 - Gainesville, Fla. (KSP Stadium)

	1	2	3	4	5	6	7	R	H	E
Illinois State	0	0	0	2	0	0	0	2	2	0
UF	0	5	0	1	1	0	x	7	14	1

WP - Barnhill (6-0); **LP** - Romshek (0-4); **SV** - none**UF Record: 17-0****FLORIDA BATTING (AB-R-H-RBI):** Stewart (4-1-2-0), Merritt (3-1-2-0), Lorenz (4-2-2-2), Wheaton (3-0-2-2), Fuller (4-0-1-0), DeWitt (3-0-0-0), Kvistad (2-1-2-1), Munro (3-0-0-0), McLean (2-1-1-0). **TOTALS: 30-7-14-5.****FLORIDA PITCHING (IP-H-R-ER-BB-SO):** Barnhill (3.2-0-2-2-4-7), Ocasio (2.1-1-0-0-1-5), Gourley (1.0-1-0-0-0-2). **TOTALS: 7.0-2-2-2-5-14.****GAME 18 - Florida 3, FIU 1**

March 4, 2016 - Gainesville, Fla. (KSP Stadium)

	1	2	3	4	5	6	7	R	H	E
FIU	0	0	0	0	0	1	0	1	1	1
UF	1	0	0	0	1	1	x	3	5	0

WP - Gourley (7-0); **LP** - Jenkins, C. (1-3); **SV** - none**UF Record: 18-0****FLORIDA BATTING (AB-R-H-RBI):** Stewart (2-1-0-0), Merritt (2-0-0-0), Lorenz (2-0-2-1), Wheaton (1-0-0-1), Fuller (3-0-0-0), DeWitt (3-1-2-0), Kvistad (2-0-0-0), Munro (3-0-0-1), McLean (1-1-1-0). **TOTALS: 21-3-5-3.****FLORIDA PITCHING (IP-H-R-ER-BB-SO):** Gourley (7.0-1-1-1-0-11). **TOTALS: 7.0-1-1-1-0-11.****GAME 19 - Florida 9, South Alabama 0**

March 5, 2016 - Gainesville, Fla. (KSP Stadium)

	1	2	3	4	5	6	7	R	H	E
UF	2	0	2	1	0	1	3	9	13	2
South Alabama	0	0	0	0	0	0	0	0	6	0

WP - Ocasio (6-0); **LP** - Brown, D. (5-5); **SV** - none**UF Record: 19-0****FLORIDA BATTING (AB-R-H-RBI):** Stewart (1-2-0-1), DeWitt (5-1-2-1), Lorenz (5-2-2-2), Wheaton (3-1-1-1), Fuller (3-1-2-1), Merritt (5-1-4-2), Kvistad (2-0-0-0), Munro (3-0-0-0), McLean (3-1-2-0). **TOTALS: 33-9-13-9.****FLORIDA PITCHING (IP-H-R-ER-BB-SO):** Ocasio (7.0-6-0-0-2-7). **TOTALS: 7.0-6-0-0-2-7.****GAME 20 - Florida 10, FIU 0**

March 5, 2016 - Gainesville, Fla. (KSP Stadium)

	1	2	3	4	5	R	H	E
FIU	0	0	0	0	0	0	2	0
Florida	6	2	2	0	x	10	10	0

WP - Barnhill (7-0); **LP** - Summers, A. (5-2); **SV** - none**UF Record: 20-0****FLORIDA BATTING (AB-R-H-RBI):** Stewart (2-2-1-0), DeWitt (3-2-2-2), Lorenz (1-2-1-0), Wheaton (2-1-2-2), Fuller (2-0-0-1), Merritt (1-1-1-1), Kvistad (2-1-1-2), Herndon (1-0-0-1), Voss (2-1-0-0). **TOTALS: 20-10-1-9.****FLORIDA PITCHING (IP-H-R-ER-BB-SO):** Barnhill (5.0-2-0-0-2-7). **TOTALS: 5.0-2-0-0-2-7.**

GATOR SOFTBALL GAME-BY-GAME RECAPS

GAME 21 - Florida 11, Illinois State 1

March 6, 2016 - Gainesville, Fla. (KSP Stadium)

	1	2	3	4	5	6	R	H	E
UF	0	1	2	0	2	6	11	10	1
Illinois State	1	0	0	0	0	0	1	4	2

WP - Ocasio (7-0); **LP** - Domkuski (1-3); **SV** - none
UF Record: 21-0

FLORIDA BATTING (AB-R-H-RBI): Stewart (4-0-1-1), DeWitt (4-0-2-2), Lorenz (5-1-0-0), Wheaton (1-0-0-0), Fuller (3-1-1-0), Merritt (2-3-0-0), Kvistad (4-2-4-3), Munro (2-0-2-2), McLean (1-1-0-0). **TOTALS: 28-11-10-9.**

FLORIDA PITCHING (IP-H-R-ER-BB-SO): Ocasio (6.0-4-1-1-0-6). **TOTALS: 6.0-4-1-1-0-6.**

GAME 22 - Florida 4, Florida A&M 1

March 6, 2016 - Gainesville, Fla. (KSP Stadium)

	1	2	3	4	5	6	7	R	H	E
Florida A&M	0	0	1	0	0	0	0	1	3	2
UF	0	0	3	0	0	1	x	4	6	0

WP - Gourley (8-0); **LP** - Pereira, Keny (3-4); **SV** - Barnhill (1)
UF Record: 22-0

FLORIDA BATTING (AB-R-H-RBI): Stewart (4-1-1-0), DeWitt (2-2-1-0), Lorenz (3-0-2-0), Wheaton (2-0-1-1), Kvistad (0-1-0-1), Merritt (4-0-1-1), Fuller (2-0-0-0), Schwarz (2-0-0-1), Herndon (2-0-0-0). **TOTALS: 22-4-6-4.**

FLORIDA PITCHING (IP-H-R-ER-BB-SO): Gourley (5.1-3-1-1-0-13), Barnhill (1.2-0-0-0-0-5). **TOTALS: 7.0-3-1-1-0-18.**

GAME 23 - Florida 9, South Dakota 0

March 9, 2016 - Gainesville, Fla. (KSP Stadium)

	1	2	3	4	5	6	R	H	E
South Dakota	0	0	0	0	0	0	0	2	0
UF	1	2	0	2	1	3	9	8	0

WP - Barnhill (8-0); **LP** -Fields (0-2); **SV** - none
UF Record: 23-0

FLORIDA BATTING (AB-R-H-RBI): Stewart (3-1-0-0), Merritt (2-3-2-5), Lorenz (2-0-0-0), Wheaton (2-0-0-0), Kvistad (3-1-1-3), Fuller (3-1-1-0), DeWitt (3-0-1-0), McLean (3-2-3-1), Munro (2-0-0-0). **TOTALS: 24-9-8-9.**

FLORIDA PITCHING (IP-H-R-ER-BB-SO): Barnhill (5.0-1-0-0-1-7), Ocasio (1.0-1-0-0-1-2). **TOTALS: 6.0-2-0-0-2-9.**

GAME 24 - Florida 9, South Dakota 0

March 9, 2016 - Gainesville, Fla. (KSP Stadium)

	1	2	3	4	5	R	H	E
South Dakota	0	0	0	0	0	0	0	0
UF	9	0	0	0	x	9	4	0

WP - Gourley (9-0); **LP** -Frain (1-8); **SV** - none
UF Record: 24-0

FLORIDA BATTING (AB-R-H-RBI): Stewart (1-1-1-1), Merritt (1-1-0-1), Lorenz (2-1-1-2), Wheaton (2-1-0-0), Kvistad (2-1-1-2), Fuller (2-1-0-0), DeWitt (1-1-0-0), McLean (2-1-1-1), Munro (0-1-0-1). **TOTALS: 15-9-4-8.**

FLORIDA PITCHING (IP-H-R-ER-BB-SO): Gourley (5.0-0-0-0-0-9). **TOTALS: 5.0-0-0-0-0-9.**

GAME 25 - Florida 6, Auburn 3

March 12, 2016 - Auburn, Ala. (Jane B. Moore Field)

	1	2	3	4	5	6	7	R	H	E
UF	0	0	3	0	0	0	3	6	10	1
Auburn	0	0	0	1	0	2	0	3	5	1

WP - Ocasio (8-0); **LP**- R. Walters (2-1); **SV** - none
UF Record: 25-0

FLORIDA BATTING (AB-R-H-RBI): Stewart (4-1-2-0), Merritt (4-1-1-3), Lorenz (3-1-0-0), Wheaton (3-0-1-0), Kvistad (4-1-1-3), Fuller (4-0-2-0), DeWitt (4-0-0-0), McLean (2-0-1-0), Munro (3-1-2-0). **TOTALS: 31-6-10-6.**

FLORIDA PITCHING (IP-H-R-ER-BB-SO): Gourley (5.0-5-3-2-0-5), Ocasio (2.0-0-0-0-1-3). **TOTALS: 7.0-5-3-2-1-9.**

GAME 26 - Florida 8, Auburn 5

March 13, 2016 - Auburn, Ala. (Jane B. Moore Field)

	1	2	3	4	5	6	7	R	H	E
UF	0	1	2	3	1	0	1	8	11	1
Auburn	1	0	3	0	1	0	0	5	7	0

WP - Ocasio (9-0); **LP**- R. Walters (2-2); **SV** - none
UF Record: 26-0

FLORIDA BATTING (AB-R-H-RBI): Stewart (4-0-0-0), Merritt (3-1-1-0), Lorenz (4-1-1-2), Wheaton (4-1-2-0), Kvistad (1-0-1-0), Fuller (3-2-3-2), DeWitt (3-1-1-3), McLean (4-0-2-1), Munro (3-0-0-0). **TOTALS: 30-8-11-8.**

FLORIDA PITCHING (IP-H-R-ER-BB-SO): Barnhill (3.0-4-4-4-2-4), Ocasio (4.0-3-1-0-1-4). **TOTALS: 7.0-7-5-4-3-8.**

GAME 27 - Florida 4, Auburn 5

March 14, 2016 - Auburn, Ala. (Jane B. More Field)

	1	2	3	4	5	6	7	R	H	E
UF	0	0	0	1	3	0	0	4	8	0
Auburn	0	2	0	0	1	0	2	5	6	0

WP - Martin (5-1); **LP** - Ocasio (9-1); **SV** - none
UF Record: 26-1

FLORIDA BATTING (AB-R-H-RBI): Stewart (4-0-0-0), Merritt (2-2-1-3), Lorenz (4-0-2-0), Wheaton (3-0-0-0), Kvistad (3-0-2-1), Fuller (3-0-0-0), DeWitt (3-0-1-0), McLean (2-1-1-0), Munro (2-0-1-0). **TOTALS: 27-4-8-4.**

FLORIDA PITCHING (IP-H-R-ER-BB-SO): Gourley (6.0-4-3-3-4-7), Ocasio (0.2-2-2-1-1-0). **TOTALS: 6.2-6-5-4-5-7.**

GAME 28 - Florida 7, Winthrop 0

March 16, 2016 - Gainesville, Fla. (KSP Stadium)

	1	2	3	4	5	6	7	R	H	E
Winthrop	0	0	0	0	0	0	0	0	2	1
UF	2	0	0	2	3	0	x	7	13	0

WP - Barnhill (9-0); **LP** - Helms (0-5); **SV** - none
UF Record: 27-1

FLORIDA BATTING (AB-R-H-RBI): Stewart (4-2-3-1), Merritt (3-0-0-0), Lorenz (4-1-1-1), Wheaton (4-0-0-0), Kvistad (3-0-3-1), Fuller (2-1-1-0), DeWitt (3-1-2-2), McLean (2-1-1-0), Munro (3-0-1-1). **TOTALS: 32-7-13-6.**

FLORIDA PITCHING (IP-H-R-ER-BB-SO): Barnhill (7.0-2-0-0-3-18). **TOTALS: 7.0-2-0-0-3-18.**

2016 Florida Softball
Overall Statistics for Florida (as of Mar 17, 2016)
(All games Sorted by Batting avg)

Record: 27-1 Home: 6-0 Away: 3-1 Neutral: 18-0 SEC: 2-1

Player	avg	gp-gs	ab	r	h	2b	3b	hr	rbi	tb	slg%	bb	hp	so	gdp	ob%	sf	sh	sb-att	po	a	e	fld%
21 Kayli Kvistad	.472	26-23	53	9	25	5	0	4	29	42	.792	12	4	2	0	.586	1	0	0-0	0	0	0	.000
52 Justine McLean	.446	27-23	56	14	25	0	0	0	6	25	.446	6	0	7	0	.500	0	0	7-8	17	0	0	1.000
18 Amanda Lorenz	.429	28-28	77	32	33	7	0	2	23	46	.597	25	1	9	0	.567	1	0	8-9	15	2	0	1.000
24 Kirsti Merritt	.384	27-27	73	26	28	2	0	4	24	42	.575	16	7	6	1	.520	2	0	9-10	19	2	0	1.000
25 Janeli Wheaton	.375	28-26	72	14	27	1	2	5	26	47	.653	21	0	3	0	.505	2	0	2-3	80	6	0	1.000
12 Taylore Fuller	.347	28-28	75	19	26	2	1	3	20	39	.520	15	7	7	0	.490	1	0	3-3	37	28	0	1.000
23 Nicole DeWitt	.342	28-28	76	19	26	3	0	3	19	38	.500	16	5	11	0	.485	0	0	3-3	20	43	3	.955
7 Kelsey Stewart	.326	28-28	86	28	28	4	2	1	7	39	.453	19	3	7	0	.459	1	0	6-7	36	35	4	.947
1 Aubree Munro	.308	25-24	65	10	20	3	0	0	12	23	.354	7	2	6	1	.392	0	2	0-0	191	12	0	1.000
49 Taylor Schwarz	.265	27-9	34	12	9	0	1	1	10	14	.412	9	2	7	0	.444	0	0	3-5	89	4	3	.969

8 Aleshia Ocasio	.667	4-0	3	2	2	0	0	0	0	2	.667	0	1	0	0	.750	0	0	1-1	1	7	0	1.000
28 Brooke Clemens	.500	3-0	2	0	1	0	0	0	0	1	.500	1	0	1	0	.667	0	0	0-0	0	0	0	.000
20 Theresa Swertfager	.333	4-0	3	0	1	0	0	0	0	1	.333	0	0	0	0	.333	0	0	0-0	0	0	0	.000
19 Chelsea Herndon	.222	15-5	18	1	4	0	0	0	3	4	.222	0	0	1	0	.211	1	1	0-0	1	0	0	1.000
0 Alex Voss	.000	17-3	8	6	0	0	0	0	0	0	.000	1	0	0	0	.111	0	0	0-0	7	4	0	1.000
33 Delanie Gourley	.000	2-0	2	0	0	0	0	0	0	0	.000	0	0	0	0	.000	0	0	0-0	4	9	0	1.000
11 Kelly Barnhill	.000	1-1	2	0	0	0	0	0	0	0	.000	0	0	0	0	.000	0	0	0-0	1	5	1	.857
47 Lily Mann	.000	15-0	2	4	0	0	0	0	0	0	.000	2	0	0	0	.500	0	0	0-0	0	0	0	.000
Totals	.361	28	707	196	255	27	6	23	179	363	.513	150	32	67	2	.487	9	3	42-49	518	157	11	.984
Opponents	.152	28	594	26	90	10	0	6	22	118	.199	49	11	245	8	.229	2	5	1-3	477	204	25	.965

LOB - Team (228), Opp (117). DPs turned - Team (14), Opp (8). Picked off - Lorenz 2, DeWitt 1, Voss 1.

(All games Sorted by Earned run avg)

Player	era	w-l	app	gs	cg	sho	sv	ip	h	r	er	bb	so	2b	3b	hr	b/avg	wp	hp	bk	sfa	sha
8 Aleshia Ocasio	0.47	9-1	15	7	4	3/3	2	59.1	40	6	4	11	68	4	0	0	.191	6	1	1	0	3
33 Delanie Gourley	0.96	9-0	14	9	5	4/2	1	58.1	28	9	8	15	87	5	0	3	.141	2	3	0	1	2
11 Kelly Barnhill	1.27	9-0	13	12	6	5/1	1	55.0	22	11	10	23	90	1	0	3	.118	11	7	0	1	0
Totals	0.89	27-1	28	28	15	15/3	4	172.2	90	26	22	49	245	10	0	6	.152	19	11	1	2	5
Opponents	7.79	1-27	28	28	7	0/0	0	159.0	255	196	177	150	67	27	6	23	.361	13	32	0	9	3

PB - Team (4), Munro 4, Opp (8). Pickoffs - Team (0), Opp (5). SBA/ATT - Ocasio (0-2), Wheaton (1-1), Munro (0-1), Gourley (1-1).

2016 Florida Softball
Overall Statistics for Florida (as of Mar 17, 2016)
(All games Sorted by Fielding pct)

Player	c	po	a	e	fld%	dp	sba	csb	sba%	pb	ci
1 Aubree Munro	203	191	12	0	1.000	0	0	1	.000	4	0
25 Janell Wheaton	86	80	6	0	1.000	4	1	0	1.000	0	0
12 Taylore Fuller	65	37	28	0	1.000	2	0	0	.000	0	0
24 Kirsti Merritt	21	19	2	0	1.000	0	0	0	.000	0	0
52 Justine McLean	17	17	0	0	1.000	0	0	0	.000	0	0
18 Amanda Lorenz	17	15	2	0	1.000	0	0	0	.000	0	0
33 Delanie Gourley	13	4	9	0	1.000	1	1	0	1.000	0	0
0 Alex Voss	11	7	4	0	1.000	2	0	0	.000	0	0
8 Aleshia Ocasio	8	1	7	0	1.000	0	0	2	.000	0	0
19 Chelsea Herndon	1	1	0	0	1.000	0	0	0	.000	0	0
49 Taylor Schwarz	96	89	4	3	.969	9	0	0	.000	0	0
23 Nicole DeWitt	66	20	43	3	.955	5	0	0	.000	0	0
7 Kelsey Stewart	75	36	35	4	.947	6	0	0	.000	0	0
11 Kelly Barnhill	7	1	5	1	.857	0	0	0	.000	0	0
21 Kayli Kvistad	0	0	0	0	.000	0	0	0	.000	0	0
20 Theresa Swertfager	0	0	0	0	.000	0	0	0	.000	0	0
28 Brooke Clemens	0	0	0	0	.000	0	0	0	.000	0	0
47 Lily Mann	0	0	0	0	.000	0	0	0	.000	0	0
Totals	686	518	157	11	.984	14	1	2	.333	4	0
Opponents	706	477	204	25	.965	8	42	7	.857	8	0

Hitting minimums - 1 Games 30 AB 1.0 AB/Game

Pitching minimums - 1 Games 1 IP 0.5 IP/Game

2016 Florida Softball
Conference statistics for Florida (as of Mar 15, 2016)
(SEC games only Sorted by Batting avg)

Record: 2-1 Home: 0-0 Away: 2-1 SEC: 2-1

Player	avg	gp-gs	ab	r	h	2b	3b	hr	rbi	tb	slg%	bb	hp	so	gdp	ob%	sf	sh	sb-att	po	a	e	fld%

12 Taylore Fuller	.500	3-3	10	2	5	1	0	1	2	9	.900	1	0	1	0	.545	0	0	0-0	1	2	0	1.000
21 Kayli Kvistad	.500	3-3	8	1	4	0	0	1	4	7	.875	1	0	0	0	.556	0	0	0-0	0	0	0	.000
52 Justine McLean	.500	3-3	8	1	4	0	0	0	1	4	.500	2	0	0	0	.600	0	0	0-0	2	0	0	1.000
1 Aubree Munro	.375	3-3	8	1	3	0	0	0	0	3	.375	1	0	1	1	.444	0	0	0-0	25	2	0	1.000
24 Kirsti Merritt	.333	3-3	9	4	3	1	0	2	6	10	1.111	2	1	1	0	.500	0	0	2-2	4	0	0	1.000
25 Janel Wheaton	.300	3-3	10	1	3	0	1	0	0	5	.500	1	0	0	0	.364	0	0	0-1	8	0	0	1.000
18 Amanda Lorenz	.273	3-3	11	2	3	1	0	1	2	7	.636	1	0	2	0	.333	0	0	0-0	4	1	0	1.000
23 Nicole DeWitt	.200	3-3	10	1	2	0	0	1	3	5	.500	1	0	1	0	.273	0	0	0-0	2	10	1	.923
7 Kelsey Stewart	.167	3-3	12	1	2	0	0	0	0	2	.167	0	0	2	0	.167	0	0	0-0	2	4	1	.857
49 Taylor Schwarz	.000	3-0	2	2	0	0	0	0	0	0	.000	1	0	0	0	.333	0	0	0-0	12	0	0	1.000
0 Alex Voss	.000	1-0	0	0	0	0	0	0	0	0	.000	0	0	0	0	.000	0	0	0-0	0	0	0	.000
47 Lily Mann	.000	1-0	0	1	0	0	0	0	0	0	.000	0	0	0	0	.000	0	0	0-0	0	0	0	.000
Totals	.330	3	88	18	29	3	1	6	18	52	.591	11	1	8	1	.410	0	0	2-3	62	23	2	.977
Opponents	.237	3	76	13	18	2	0	5	11	35	.461	9	1	24	0	.322	1	2	0-1	63	35	1	.990

LOB - Team (19), Opp (14). DPs turned - Team (2), Opp (3).

(SEC games only Sorted by Earned run avg)

Player	era	w-l	app	gs	cg	sho	sv	ip	h	r	er	bb	so	2b	3b	hr	b/avg	wp	hp	bk	sfa	sha
8 Aleshia Ocasio	1.05	2-1	3	0	0	0/0	0	6.2	5	3	1	3	7	0	0	0	.200	1	0	1	0	0
33 Delanie Gourley	3.18	0-0	2	2	0	0/0	0	11.0	9	6	5	4	13	2	0	2	.231	1	1	0	1	2
11 Kelly Barnhill	9.33	0-0	1	1	0	0/0	0	3.0	4	4	4	2	4	0	0	3	.333	1	0	0	0	0
Totals	3.39	2-1	3	3	0	0/0	0	20.2	18	13	10	9	24	2	0	5	.237	3	1	1	1	2
Opponents	6.00	1-2	3	3	0	0/0	0	21.0	29	18	18	11	8	3	1	6	.330	0	1	0	0	0

PB - Team (1), Munro 1, Opp (1). SBA/ATT - Munro (0-1), Ocasio (0-1).

2016 Florida Softball
Conference statistics for Florida (as of Mar 15, 2016)
(SEC games only Sorted by Fielding pct)

Player	c	po	a	e	fld%	dp	sba	csb	sba%	pb	ci
1 Aubree Munro	27	25	2	0	1.000	0	0	1	.000	1	0
49 Taylor Schwarz	12	12	0	0	1.000	1	0	0	.000	0	0
25 Janell Wheaton	8	8	0	0	1.000	1	0	0	.000	0	0
18 Amanda Lorenz	5	4	1	0	1.000	0	0	0	.000	0	0
33 Delanie Gourley	4	1	3	0	1.000	0	0	0	.000	0	0
24 Kirsti Merritt	4	4	0	0	1.000	0	0	0	.000	0	0
12 Taylore Fuller	3	1	2	0	1.000	1	0	0	.000	0	0
8 Aleshia Ocasio	2	1	1	0	1.000	0	0	1	.000	0	0
52 Justine McLean	2	2	0	0	1.000	0	0	0	.000	0	0
23 Nicole DeWitt	13	2	10	1	.923	0	0	0	.000	0	0
7 Kelsey Stewart	7	2	4	1	.857	1	0	0	.000	0	0
0 Alex Voss	0	0	0	0	.000	0	0	0	.000	0	0
11 Kelly Barnhill	0	0	0	0	.000	0	0	0	.000	0	0
21 Kayli Kvistad	0	0	0	0	.000	0	0	0	.000	0	0
47 Lily Mann	0	0	0	0	.000	0	0	0	.000	0	0
Totals	87	62	23	2	.977	2	0	1	.000	1	0
Opponents	99	63	35	1	.990	3	2	1	.667	1	0

Hitting minimums - 1 Games 30 AB 1.0 AB/Game
Pitching minimums - 1 Games 1 IP 0.5 IP/Game

2016 Florida Softball
Season Game Highs for Florida (as of Mar 17, 2016)
(All games)

TEAM GAME HIGHS

Batting

At bats:	33	-	vs South Alabama (Mar 05, 2016 at Gainesville, Fla.)
Runs scored:	11	-	vs Illinois State (Feb 12, 2016 at Tampa, Fla.)
	11	-	at USF (Feb 14, 2016)
	11	-	vs Illinois State (Mar 06, 2016 at Gainesville, Fla.)
Hits:	14	-	vs Illinois State (Mar 03, 2016)
RBI's:	11	-	vs Illinois State (Feb 12, 2016 at Tampa, Fla.)
	11	-	at USF (Feb 14, 2016)
Doubles:	3	-	vs Jacksonville (Feb 17, 2016)
	3	-	vs FIU (Mar 05, 2016 at Gainesville, Fla.)
	3	-	vs Winthrop (Mar 16, 2016)
Triples:	1	-	(6 times)
Home runs:	3	-	vs South Dakota (Mar 09, 2016)
	3	-	at Auburn (Mar 13, 2016)
Total bases:	24	-	at Auburn (Mar 13, 2016)
Walks:	12	-	vs Omaha (Feb 20, 2016 at Kissimmee, Fla.)
Strikeouts:	9	-	vs South Alabama (Mar 05, 2016 at Gainesville, Fla.)
Sac hits:	1	-	vs Jacksonville State (Feb 21, 2016 at Kissimmee, Fla.)
	1	-	vs NC State (Feb 25, 2016 at Palm Springs, Calif.)
	1	-	vs Illinois State (Mar 06, 2016 at Gainesville, Fla.)
Sac flies:	2	-	vs FIU (Mar 05, 2016 at Gainesville, Fla.)
	2	-	vs Florida A&M (Mar 06, 2016 at Gainesville, Fla.)
Stolen bases:	4	-	vs Jacksonville (Feb 17, 2016)
	4	-	vs Omaha (Feb 20, 2016 at Kissimmee, Fla.)
	4	-	vs Florida A&M (Mar 06, 2016 at Gainesville, Fla.)
Hit by pitch:	4	-	vs South Dakota (Mar 09, 2016)
Caught stealing:	2	-	vs Illinois State (Mar 03, 2016)
Runners LOB:	14	-	vs South Alabama (Mar 05, 2016 at Gainesville, Fla.)
Hit into DP:	2	-	vs FIU (Mar 04, 2016 at Gainesville, Fla.)
	2	-	at Auburn (Mar 14, 2016)

Fielding

Putouts:	21	-	(14 times)
Assists:	12	-	vs UCLA (Feb 25, 2016 at Palm Springs, Calif.)
Errors:	2	-	vs Nebraska (Feb 26, 2016 at Cathedral City, CA)
	2	-	vs South Alabama (Mar 05, 2016 at Gainesville, Fla.)
Passed balls:	1	-	(4 times)
DPs turned:	2	-	vs Washington (Feb 26, 2016 at Palm Springs, Calif.)
	2	-	vs South Alabama (Mar 05, 2016 at Gainesville, Fla.)

Pitching

Innings pitched:	7.0	-	(14 times)
Runs allowed:	5	-	at Auburn (Mar 13, 2016)
	5	-	at Auburn (Mar 14, 2016)
Earned runs:	4	-	at Auburn (Mar 13, 2016)
	4	-	at Auburn (Mar 14, 2016)
Walks allowed:	7	-	at USF (Feb 14, 2016)
Strikeouts:	18	-	vs Florida A&M (Mar 06, 2016 at Gainesville, Fla.)
	18	-	vs Winthrop (Mar 16, 2016)

Hits allowed:	8	-	vs Washington (Feb 26, 2016 at Palm Springs, Calif.)
Doubles allowed:	2	-	(4 times)
Homers allowed:	3	-	at Auburn (Mar 13, 2016)
Wild pitches:	8	-	vs Stephen F. Austin (Feb 19, 2016 at Kissimmee, Fla.)
Hit batters:	2	-	vs Stephen F. Austin (Feb 19, 2016 at Kissimmee, Fla.)
	2	-	vs FIU (Mar 05, 2016 at Gainesville, Fla.)

2016 Florida Softball
Season Game Highs for Florida (as of Mar 17, 2016)
(All games)

INDIVIDUAL GAME HIGHS

Batting

At bats:	5	- (4 times)
Runs scored:	3	- (7 times)
Hits:	4	- Kirsti Merritt vs South Alabama (Mar 05, 2016 at Gainesville, Fla.)
	4	- Kayli Kvistad vs Illinois State (Mar 06, 2016 at Gainesville, Fla.)
RBIs:	5	- Janell Wheaton at USF (Feb 14, 2016)
	5	- Kirsti Merritt vs South Dakota (Mar 09, 2016)
Doubles:	2	- Kayli Kvistad vs Jacksonville (Feb 17, 2016)
Triples:	1	- (6 times)
Home runs:	2	- Janell Wheaton vs Washington (Feb 26, 2016 at Palm Springs, Calif.)
	2	- Kirsti Merritt vs South Dakota (Mar 09, 2016)
Total bases:	8	- Janell Wheaton vs Washington (Feb 26, 2016 at Palm Springs, Calif.)
	8	- Kirsti Merritt vs South Dakota (Mar 09, 2016)
Walks:	4	- Kelsey Stewart vs South Alabama (Mar 05, 2016 at Gainesville, Fla.)
Strikeouts:	2	- (7 times)
Sac hits:	1	- Chelsea Herndon vs Jacksonville State (Feb 21, 2016 at Kissimmee, Fla.)
	1	- Aubree Munro vs NC State (Feb 25, 2016 at Palm Springs, Calif.)
	1	- Aubree Munro vs Illinois State (Mar 06, 2016 at Gainesville, Fla.)
Sac flies:	1	- (9 times)
Stolen bases:	3	- Amanda Lorenz vs Omaha (Feb 20, 2016 at Kissimmee, Fla.)
Hit by pitch:	2	- Taylore Fuller vs Illinois State (Feb 12, 2016 at Tampa, Fla.)
	2	- Taylore Fuller vs UAB (Feb 19, 2016 at Kissimmee, Fla.)
Caught stealing:	1	- (7 times)
Runners LOB:	6	- Taylore Fuller vs FIU (Mar 04, 2016 at Gainesville, Fla.)

Fielding

Putouts:	18	- Aubree Munro vs Winthrop (Mar 16, 2016)
Assists:	6	- Nicole DeWitt vs UCLA (Feb 25, 2016 at Palm Springs, Calif.)
	6	- Nicole DeWitt at Auburn (Mar 14, 2016)
Errors:	2	- Taylor Schwarz vs South Alabama (Mar 05, 2016 at Gainesville, Fla.)
Passed balls:	1	- (4 times)

Pitching

Innings pitched:	7.0	- (5 times)
Runs allowed:	4	- Kelly Barnhill at Auburn (Mar 13, 2016)
Earned runs:	4	- Kelly Barnhill at Auburn (Mar 13, 2016)
Walks allowed:	5	- Kelly Barnhill at USF (Feb 14, 2016)
Strikeouts:	18	- Kelly Barnhill vs Winthrop (Mar 16, 2016)
Hits allowed:	7	- Delanie Gourley vs UCLA (Feb 25, 2016 at Palm Springs, Calif.)
	7	- Aleshia Ocasio vs Washington (Feb 26, 2016 at Palm Springs, Calif.)
Doubles allowed:	2	- (4 times)
Homers allowed:	3	- Kelly Barnhill at Auburn (Mar 13, 2016)
Wild pitches:	6	- Kelly Barnhill vs Stephen F. Austin (Feb 19, 2016 at Kissimmee, Fla.)
Hit batters:	2	- Kelly Barnhill vs Stephen F. Austin (Feb 19, 2016 at Kissimmee, Fla.)
	2	- Kelly Barnhill vs FIU (Mar 05, 2016 at Gainesville, Fla.)

2016 Florida Softball
Season Game Highs for Florida (as of Mar 17, 2016)
(All games)

OPPONENT TEAM GAME HIGHS

Batting

At bats:	28	-	vs Washington (Feb 26, 2016 at Palm Springs, Calif.)
Runs scored:	5	-	at Auburn (Mar 13, 2016)
	5	-	at Auburn (Mar 14, 2016)
Hits:	8	-	vs Washington (Feb 26, 2016 at Palm Springs, Calif.)
RBIs:	5	-	at Auburn (Mar 13, 2016)
	5	-	at Auburn (Mar 14, 2016)
Doubles:	2	-	(4 times)
Home runs:	3	-	at Auburn (Mar 13, 2016)
Total bases:	16	-	at Auburn (Mar 13, 2016)
Walks:	7	-	at USF (Feb 14, 2016)
Strikeouts:	18	-	vs Florida A&M (Mar 06, 2016 at Gainesville, Fla.)
	18	-	vs Winthrop (Mar 16, 2016)
Sac hits:	2	-	vs Illinois State (Mar 06, 2016 at Gainesville, Fla.)
Sac flies:	1	-	vs NC State (Feb 25, 2016 at Palm Springs, Calif.)
	1	-	at Auburn (Mar 12, 2016)
Stolen bases:	1	-	vs Florida A&M (Mar 06, 2016 at Gainesville, Fla.)
Hit by pitch:	2	-	vs Stephen F. Austin (Feb 19, 2016 at Kissimmee, Fla.)
	2	-	vs FIU (Mar 05, 2016 at Gainesville, Fla.)
Caught stealing:	1	-	vs Jacksonville (Feb 17, 2016)
	1	-	at Auburn (Mar 13, 2016)
Runners LOB:	8	-	(4 times)
Hit into DP:	2	-	vs Washington (Feb 26, 2016 at Palm Springs, Calif.)
	2	-	vs South Alabama (Mar 05, 2016 at Gainesville, Fla.)

Fielding

Putouts:	21	-	(7 times)
Assists:	12	-	at Auburn (Mar 12, 2016)
	12	-	at Auburn (Mar 14, 2016)
Errors:	3	-	vs Stephen F. Austin (Feb 19, 2016 at Kissimmee, Fla.)
Passed balls:	2	-	vs Illinois State (Mar 03, 2016)
DPs turned:	2	-	vs FIU (Mar 04, 2016 at Gainesville, Fla.)
	2	-	at Auburn (Mar 14, 2016)

Pitching

Innings pitched:	7.0	-	(7 times)
Runs allowed:	11	-	vs Illinois State (Feb 12, 2016 at Tampa, Fla.)
	11	-	at USF (Feb 14, 2016)
	11	-	vs Illinois State (Mar 06, 2016 at Gainesville, Fla.)
Earned runs:	11	-	vs Illinois State (Feb 12, 2016 at Tampa, Fla.)
	11	-	at USF (Feb 14, 2016)
Walks allowed:	12	-	vs Omaha (Feb 20, 2016 at Kissimmee, Fla.)
Strikeouts:	9	-	vs South Alabama (Mar 05, 2016 at Gainesville, Fla.)
Hits allowed:	14	-	vs Illinois State (Mar 03, 2016)
Doubles allowed:	3	-	vs Jacksonville (Feb 17, 2016)
	3	-	vs FIU (Mar 05, 2016 at Gainesville, Fla.)
	3	-	vs Winthrop (Mar 16, 2016)
Triples allowed:	1	-	(6 times)
Homers allowed:	3	-	vs South Dakota (Mar 09, 2016)

	3	-	at Auburn (Mar 13, 2016)
Wild pitches:	4	-	vs Jacksonville State (Feb 21, 2016 at Kissimmee, Fla.)
Hit batters:	4	-	vs South Dakota (Mar 09, 2016)

2016 Florida Softball
Season Game Highs for Florida (as of Mar 17, 2016)
(All games)

OPPONENT INDIVIDUAL GAME HIGHS

Batting

At bats:	4	-	(11 times)
Runs scored:	2	-	E. Carosone at Auburn (Mar 13, 2016)
	2	-	E. Carosone at Auburn (Mar 14, 2016)
Hits:	3	-	Hall, Alaina vs Elon (Feb 20, 2016 at Kissimmee, Fla.)
RBIs:	3	-	J. Rhodes at Auburn (Mar 14, 2016)
Doubles:	1	-	(10 times)
Home runs:	1	-	(6 times)
Total bases:	5	-	C. Wallace at Auburn (Mar 13, 2016)
	5	-	J. Rhodes at Auburn (Mar 14, 2016)
Walks:	2	-	(4 times)
Strikeouts:	3	-	(7 times)
Sac hits:	1	-	(5 times)
Sac flies:	1	-	Hawkins M. vs NC State (Feb 25, 2016 at Palm Springs, Calif.)
	1	-	J. Abbott at Auburn (Mar 12, 2016)
Stolen bases:	1	-	WATSON,Nache vs Florida A&M (Mar 06, 2016 at Gainesville, Fla.)
Hit by pitch:	2	-	Chambers, C. vs Stephen F. Austin (Feb 19, 2016 at Kissimmee, Fla.)
Caught stealing:	1	-	BAKER, D. vs Jacksonville (Feb 17, 2016)
	1	-	K. Cooper at Auburn (Mar 13, 2016)
Runners LOB:	6	-	FUNG, M. at USF (Feb 14, 2016)

Fielding

Putouts:	10	-	(4 times)
Assists:	6	-	E. Carosone at Auburn (Mar 13, 2016)
Errors:	2	-	Vick, T. vs Stephen F. Austin (Feb 19, 2016 at Kissimmee, Fla.)
	2	-	Hale vs Illinois State (Mar 06, 2016 at Gainesville, Fla.)
Passed balls:	2	-	de los Reyes vs Illinois State (Mar 03, 2016)

Pitching

Innings pitched:	7.0	-	Welch, H. vs Stephen F. Austin (Feb 19, 2016 at Kissimmee, Fla.)
	7.0	-	Mirabella vs NC State (Feb 25, 2016 at Palm Springs, Calif.)
Runs allowed:	11	-	Finck vs Illinois State (Feb 12, 2016 at Tampa, Fla.)
Earned runs:	11	-	Finck vs Illinois State (Feb 12, 2016 at Tampa, Fla.)
Walks allowed:	7	-	Finck vs Illinois State (Feb 12, 2016 at Tampa, Fla.)
	7	-	Mirabella vs NC State (Feb 25, 2016 at Palm Springs, Calif.)
Strikeouts:	7	-	Mirabella vs NC State (Feb 25, 2016 at Palm Springs, Calif.)
Hits allowed:	12	-	Jablonski vs Nebraska (Feb 26, 2016 at Cathedral City, CA)
Doubles allowed:	3	-	Summers, A. vs FIU (Mar 05, 2016 at Gainesville, Fla.)
	3	-	HELMS, C. vs Winthrop (Mar 16, 2016)
Triples allowed:	1	-	(6 times)
Homers allowed:	3	-	Green vs South Dakota (Mar 09, 2016)
Wild pitches:	2	-	Gaitan, Emil at USF (Feb 14, 2016)
	2	-	AKENBERGER,C vs Jacksonville State (Feb 21, 2016 at Kissimmee, Fla.)
	2	-	SIMS, F. vs Jacksonville State (Feb 21, 2016 at Kissimmee, Fla.)
Hit batters:	2	-	(6 times)

2016 Florida Softball
AB-R-H-RBI Breakdown for Florida (as of Mar 17, 2016)
(All games)

Opponent	Date	#11 Barnhill	#28 Clemens	#23 DeWitt	#12 Fuller	#33 Gourley	#19 Herndon	#21 Kvistad	#18 Lorenz	#47 Mann	#52 McLean	#24 Merritt	#1 Munro	#8 Ocasio	#49 Schwarz	#7 Stewart
Illinois State	Feb 12	3-1-1-2	1-2-1-2	1-0-1-2	2-2-0-0	3-0-0-0	3-2-2-2	3-1-1-1	1-1-0-0	3-1-0-0
Michigan	Feb 13	2-0-1-2	3-0-1-0	2-0-1-2	3-3-3-1	2-0-1-2	3-1-1-0	2-1-1-1	1-1-0-0	2-1-0-0
Virginia Tech	Feb 14	3-0-2-1	1-1-0-0	1-0-0-0	3-0-0-0	3-3-2-3	1-1-1-0	3-1-1-1	2-1-0-0	Def	3-1-0-0
USF	Feb 14	2-1-0-0	2-1-2-1	1-0-0-0	2-1-0-1	0-0-0-0	3-1-1-0	2-2-0-0	3-1-2-1	3-2-2-3	3-0-1-0
Jacksonville	Feb 17	2-0-0-0	3-0-1-1	3-1-1-2	Def	3-1-3-0	3-1-1-2	2-0-0-0	2-3-2-0	3-0-0-0
Jacksonville	Feb 17	0-0-0-0	2-0-0-0	3-2-2-1	1-0-0-0	2-1-2-0	3-0-2-4	2-2-2-2	1-0-0-0	2-1-1-2	1-0-1-0	2-1-0-0	2-2-1-0
UAB	Feb 19	1-2-0-0	1-1-0-0	2-0-1-2	2-1-1-2	Def	2-0-1-1	3-1-2-0	3-0-1-1	1-0-0-0	2-1-0-0
Stephen F. Austin	Feb 19	2-1-0-0	4-1-1-1	2-0-0-0	4-0-2-0	1-0-0-0	4-0-0-0	3-2-2-1	1-1-0-0	3-0-2-2	2-1-1-0
Omaha	Feb 20	0-0-0-0	2-2-1-4	1-0-1-1	2-0-1-2	2-2-1-0	0-0-0-0	2-1-0-0	2-0-1-0	1-1-1-0	3-0-0-0	3-1-1-0
Elon	Feb 20	3-0-1-0	3-0-1-2	2-1-0-0	3-1-2-0	Def	Def	3-1-2-0	3-0-1-0	3-0-1-1	4-0-0-0
Jacksonville State	Feb 21	3-3-2-2	2-1-0-0	1-0-0-0	1-0-0-0	2-2-2-1	3-1-1-0	4-0-0-0	1-0-0-1	4-3-3-2
UCLA	Feb 25	2-0-0-0	4-0-1-0	3-0-1-0	2-0-1-1	Def	3-0-2-0	3-0-1-0	3-1-0-0	1-0-0-0	3-1-2-1
NC State	Feb 25	4-1-1-2	3-0-2-1	0-0-0-0	1-1-1-0	Def	4-0-1-0	3-0-0-0	3-0-2-0	2-0-0-0	4-2-2-0
Washington	Feb 26	3-0-1-0	3-0-0-0	2-0-1-0	3-0-0-0	3-0-0-0	2-1-1-0	3-0-2-1	0-0-0-0	4-0-1-0
Nebraska	Feb 26	4-0-1-0	3-1-1-3	1-0-0-0	1-0-1-0	2-2-1-0	0-1-0-0	2-0-1-0	2-1-0-1	3-0-1-1	1-0-1-1	4-2-3-0
Utah	Feb 27	3-1-2-0	3-0-1-0	1-0-0-0	2-0-0-0	2-0-0-0	1-0-0-0	3-0-2-0	3-0-0-0	1-0-0-0	3-0-2-0
Illinois State	Mar 03	3-0-0-0	4-0-1-0	1-0-1-0	2-1-2-1	4-2-2-2	2-1-1-0	3-1-2-0	3-0-0-0	1-1-1-0	4-1-2-0
FIU	Mar 04	3-1-2-0	3-0-0-0	1-0-0-0	2-0-0-0	2-0-2-1	1-1-1-0	2-0-0-0	3-0-0-1	1-0-0-0	2-1-0-0
South Alabama	Mar 05	1-0-0-0	5-1-2-1	3-1-2-1	1-0-0-0	2-0-0-0	5-2-2-2	3-1-2-0	5-1-4-2	3-0-0-0	1-0-0-1	1-2-0-1
FIU	Mar 05	3-2-2-2	2-0-0-1	1-0-0-0	1-0-0-1	2-1-1-2	1-2-1-0	1-0-0-0	Def	1-1-1-1	1-0-1-0	Def	2-2-1-0
Illinois State	Mar 06	4-0-2-2	3-1-1-0	2-0-0-1	4-2-4-3	5-1-0-0	0-1-0-0	1-1-0-0	2-3-0-0	2-0-2-2	0-1-0-0	4-0-1-1
Florida A&M	Mar 06	2-2-1-0	2-0-0-0	2-0-0-0	0-1-0-1	3-0-2-0	Def	1-0-0-0	4-0-1-1	2-0-0-1	4-1-1-0
South Dakota	Mar 09	3-0-1-0	3-1-1-0	3-1-1-3	2-0-0-0	0-1-0-0	3-2-3-1	2-3-2-5	2-0-0-0	1-0-0-0	3-1-0-0
South Dakota	Mar 09	1-1-0-0	2-1-0-0	Def	2-1-1-2	2-1-1-2	2-1-1-1	1-1-0-1	0-1-0-1	0-0-0-0	1-0-0-0	1-1-1-1
Auburn	Mar 12	4-0-0-0	4-0-2-0	4-1-1-3	3-1-0-0	2-0-1-0	4-1-1-3	3-1-2-0	0-1-0-0	Def	4-1-2-0
Auburn	Mar 13	3-1-1-3	3-2-3-2	1-0-1-0	4-1-1-2	4-0-2-1	3-1-1-0	3-0-0-0	1-2-0-0	4-0-0-0
Auburn	Mar 14	3-0-1-0	3-0-0-0	3-0-2-1	4-0-2-0	0-1-0-0	2-1-1-0	2-2-1-3	2-0-1-0	1-0-0-0	4-0-0-0
Winthrop	Mar 16	2-0-0-0	1-0-1-0	3-1-2-2	2-1-1-0	1-0-0-0	3-0-3-1	4-1-1-1	Def	2-1-1-0	3-0-0-0	3-0-1-1	4-2-3-1

2016 Florida Softball
 AB-R-H-RBI Breakdown for Florida (as of Mar 17, 2016)
 (All games)

Opponent	Date	#20 Swertfag	#0 Voss	#25 Wheaton
Illinois State	Feb 12	Def	3-1-2-2
Michigan	Feb 13	2-1-0-0
Virginia Tech	Feb 14	Def	4-0-1-2
USF	Feb 14	0-1-0-0	3-1-3-5
Jacksonville	Feb 17	3-0-0-0
Jacksonville	Feb 17	1-0-0-0	2-1-0-0	0-0-0-0
UAB	Feb 19	1-2-1-2
Stephen F. Austin	Feb 19	3-0-1-0
Omaha	Feb 20	1-0-0-0	1-0-0-0	2-2-0-0
Elon	Feb 20	2-0-0-0	1-0-1-0
Jacksonville State	Feb 21	Def	3-0-2-2
UCLA	Feb 25	4-0-1-0
NC State	Feb 25	0-1-0-0	4-0-1-2
Washington	Feb 26	Def	3-2-2-2
Nebraska	Feb 26	3-1-2-1
Utah	Feb 27	Def	3-0-1-1
Illinois State	Mar 03	3-0-2-2
FIU	Mar 04	Def	1-0-0-1
South Alabama	Mar 05	Def	3-1-1-1
FIU	Mar 05	1-0-1-0	2-1-0-0	2-1-2-2
Illinois State	Mar 06	0-1-0-0	1-0-0-0
Florida A&M	Mar 06	2-0-1-1
South Dakota	Mar 09	2-0-0-0
South Dakota	Mar 09	Def	1-0-0-0	2-1-0-0
Auburn	Mar 12	3-0-1-0
Auburn	Mar 13	4-1-2-0
Auburn	Mar 14	Def	3-0-0-0
Winthrop	Mar 16	0-1-0-0	4-0-0-0

2016 Florida Softball
IP-H-R-ER-BB-SO Breakdown for Florida (as of Mar 17, 2016)
(All games)

Opponent	Date	#11 Barnhill	#33 Gourley	#8 Ocasio
Illinois State	Feb 12	*5.0-1-0-0-4-8
Michigan	Feb 13	*5.0-3-0-0-0-2
Virginia Tech	Feb 14	*6.0-3-0-0-1-7
USF	Feb 14	*2.0-1-1-1-5-3	3.0-1-0-0-2-4
Jacksonville	Feb 17	*7.0-0-0-0-1-7
Jacksonville	Feb 17	*5.0-1-0-0-1-9
UAB	Feb 19	*5.0-3-0-0-0-9
Stephen F. Austin	Feb 19	*1.2-2-2-2-2-2	5.1-2-0-0-1-7
Omaha	Feb 20	*5.0-1-0-0-0-8
Elon	Feb 20	*4.0-3-0-0-1-4	3.0-4-1-1-0-5
Jacksonville State	Feb 21	1.0-0-0-0-1-1	*4.0-6-0-0-0-6
UCLA	Feb 25	*6.0-7-1-1-3-5	1.0-0-0-0-0-1
NC State	Feb 25	*7.0-2-2-1-2-14
Washington	Feb 26	3.0-1-0-0-1-4	*4.0-7-1-1-1-2
Nebraska	Feb 26	*5.0-1-0-0-0-8
Utah	Feb 27	1.0-0-0-0-0-0	*6.0-1-0-0-0-6
Illinois State	Mar 03	*3.2-0-2-2-4-7	1.0-1-0-0-0-2	2.1-1-0-0-1-5
FIU	Mar 04	*7.0-1-1-1-0-11
South Alabama	Mar 05	*7.0-6-0-0-2-7
FIU	Mar 05	*5.0-2-0-0-2-7
Illinois State	Mar 06	*6.0-4-1-1-0-6
Florida A&M	Mar 06	1.2-0-0-0-0-5	*5.1-3-1-1-0-13
South Dakota	Mar 09	*5.0-1-0-0-1-7	1.0-1-0-0-1-2
South Dakota	Mar 09	*5.0-0-0-0-0-9
Auburn	Mar 12	*5.0-5-3-2-0-6	2.0-0-0-0-1-3
Auburn	Mar 13	*3.0-4-4-4-2-4	4.0-3-1-0-1-4
Auburn	Mar 14	*6.0-4-3-3-4-7	0.2-2-2-1-1-0
Winthrop	Mar 16	*7.0-2-0-0-3-18

2016 Florida Softball
Miscellaneous Stats for Florida (as of Mar 17, 2016)
(All games)

Multiple Hit Games	2	3	4	5+	Total
18 Amanda Lorenz	10	1	-	-	11
25 Janell Wheaton	7	1	-	-	8
23 Nicole DeWitt	8	-	-	-	8
7 Kelsey Stewart	5	3	-	-	8
24 Kirsti Merritt	6	-	1	-	7
12 Taylore Fuller	5	1	-	-	6
1 Aubree Munro	6	-	-	-	6
21 Kayli Kvistad	3	1	1	-	5
52 Justine McLean	3	2	-	-	5
49 Taylor Schwarz	3	-	-	-	3
19 Chelsea Herndon	1	-	-	-	1
TEAM	57	9	2	0	68

Multiple RBI Games	2	3	4	5+	Total
21 Kayli Kvistad	6	3	1	-	10
25 Janell Wheaton	8	-	-	1	9
18 Amanda Lorenz	7	1	-	-	8
23 Nicole DeWitt	7	1	-	-	8
24 Kirsti Merritt	4	2	-	1	7
12 Taylore Fuller	3	1	1	-	5
49 Taylor Schwarz	1	1	-	-	2
1 Aubree Munro	1	-	-	-	1
7 Kelsey Stewart	1	-	-	-	1
52 Justine McLean	1	-	-	-	1
TEAM	39	9	2	2	52

Hitting Streaks	Longest	Current
18 Amanda Lorenz	9	3
25 Janell Wheaton	8	-
7 Kelsey Stewart	7	1
52 Justine McLean	6	6
21 Kayli Kvistad	6	6
23 Nicole DeWitt	6	3
1 Aubree Munro	4	2
24 Kirsti Merritt	3	-
12 Taylore Fuller	3	1
49 Taylor Schwarz	2	-
28 Brooke Clemens	1	1
19 Chelsea Herndon	1	-
8 Aleshia Ocasio	1	1
20 Theresa Swertfager	1	1

Reached Base Streaks	Longest	Current
25 Janell Wheaton	21	-
24 Kirsti Merritt	19	19
7 Kelsey Stewart	15	1
12 Taylore Fuller	13	1
18 Amanda Lorenz	13	7
23 Nicole DeWitt	10	3
21 Kayli Kvistad	10	10
1 Aubree Munro	9	2
52 Justine McLean	6	6
49 Taylor Schwarz	3	-
8 Aleshia Ocasio	2	2
0 Alex Voss	1	-
20 Theresa Swertfager	1	1
47 Lily Mann	1	-
19 Chelsea Herndon	1	-
28 Brooke Clemens	1	1

2016 Florida Softball
Miscellaneous Stats for Florida (as of Mar 17, 2016)
(All games)

Starting Lineup By Position
(Team W-L record when starter)

PITCHER:		
11 Kelly Barnhill	12	(12-0)
33 Delanie Gourley	9	(8-1)
8 Aleshia Ocasio	7	(7-0)
CATCHER:		
1 Aubree Munro	24	(23-1)
25 Janell Wheaton	2	(2-0)
12 Taylore Fuller	2	(2-0)
FIRST BASE:		
25 Janell Wheaton	16	(16-0)
49 Taylor Schwarz	9	(9-0)
21 Kayli Kvistad	3	(2-1)
SECOND BASE:		
23 Nicole DeWitt	25	(24-1)
7 Kelsey Stewart	3	(3-0)
THIRD BASE:		
12 Taylore Fuller	26	(25-1)
23 Nicole DeWitt	2	(2-0)
SHORTSTOP:		
7 Kelsey Stewart	25	(24-1)
0 Alex Voss	2	(2-0)
21 Kayli Kvistad	1	(1-0)
LEFT FIELD:		
18 Amanda Lorenz	27	(26-1)
19 Chelsea Herndon	1	(1-0)
CENTER FIELD:		
24 Kirsti Merritt	27	(26-1)
18 Amanda Lorenz	1	(1-0)
RIGHT FIELD:		
52 Justine McLean	19	(18-1)
19 Chelsea Herndon	4	(4-0)
21 Kayli Kvistad	3	(3-0)
25 Janell Wheaton	1	(1-0)
23 Nicole DeWitt	1	(1-0)
DESIGNATED HITTER:		
21 Kayli Kvistad	16	(16-0)
25 Janell Wheaton	7	(6-1)
52 Justine McLean	4	(4-0)
0 Alex Voss	1	(1-0)

Starting Lineup By Lineup Spot
(Team W-L record when starter)

LEADOFF:		
7 Kelsey Stewart	28	(27-1)
2ND SPOT:		
24 Kirsti Merritt	18	(17-1)
23 Nicole DeWitt	10	(10-0)
3RD SPOT:		
18 Amanda Lorenz	28	(27-1)
CLEANUP:		
25 Janell Wheaton	17	(16-1)
12 Taylore Fuller	11	(11-0)
5TH SPOT:		
12 Taylore Fuller	10	(10-0)
25 Janell Wheaton	9	(9-0)
21 Kayli Kvistad	9	(8-1)
6TH SPOT:		
23 Nicole DeWitt	12	(12-0)
24 Kirsti Merritt	9	(9-0)
12 Taylore Fuller	6	(5-1)
1 Aubree Munro	1	(1-0)
7TH SPOT:		
21 Kayli Kvistad	14	(14-0)
23 Nicole DeWitt	6	(5-1)
1 Aubree Munro	4	(4-0)
49 Taylor Schwarz	3	(3-0)
12 Taylore Fuller	1	(1-0)
8TH SPOT:		
1 Aubree Munro	13	(13-0)
52 Justine McLean	6	(5-1)
49 Taylor Schwarz	6	(6-0)
19 Chelsea Herndon	3	(3-0)
9TH SPOT:		
52 Justine McLean	17	(17-0)
1 Aubree Munro	6	(5-1)
0 Alex Voss	3	(3-0)
19 Chelsea Herndon	2	(2-0)

2016 Florida Softball
Team Game-by-Game for Florida (as of Mar 17, 2016)
Batting (All games)

Date	Opponent	ab	r	h	rbi	2b	3b	hr	tb	bb	ibb	sb	cs	hbp	sac	sf	gdp	k	po	a	e	lob	avg
Feb 12	vs Illinois State	23	11	8	11	0	0	0	8	8	0	1	0	2	0	0	1	2	15	5	1	7	.348
Feb 13	vs Michigan	22	8	9	8	0	0	0	9	2	0	0	0	1	0	0	0	2	15	6	0	5	.378
Feb 14	vs Virginia Tech	24	8	7	7	1	0	0	8	8	0	1	0	1	0	0	0	2	18	9	0	8	.348
Feb 14	at USF	24	11	11	11	1	0	2	18	10	0	3	0	2	0	0	0	2	15	3	0	10	.376
Feb 17	JACKSONVILLE	24	6	8	5	0	1	0	10	3	0	4	1	1	0	1	0	1	21	9	0	5	.368
Feb 17	JACKSONVILLE	24	10	11	9	3	0	0	14	5	0	1	0	0	0	0	0	1	15	4	0	7	.383
Feb 19	vs UAB	18	8	7	8	1	0	1	11	6	0	1	0	3	0	0	0	3	15	2	0	7	.384
Feb 19	vs Stephen F. Austi	29	6	9	4	1	0	0	10	4	0	2	0	1	0	0	0	0	21	7	0	7	.372
Feb 20	vs Omaha	22	9	7	7	0	0	1	10	12	0	4	0	2	0	0	0	1	15	4	0	12	.367
Feb 20	vs Elon	27	3	9	3	2	0	0	11	1	0	1	1	0	0	0	0	1	21	5	0	7	.363
Feb 21	vs Jacksonville Stat	24	10	10	8	2	0	1	15	8	0	2	0	2	1	0	0	3	15	3	0	10	.368
Feb 25	vs UCLA	28	2	9	2	0	0	0	9	6	0	0	1	1	0	0	0	4	21	12	0	12	.363
Feb 25	vs NC State	28	5	10	5	2	0	1	15	7	0	2	1	1	1	0	0	7	21	3	1	11	.363
Feb 26	vs Washington	26	3	8	3	1	0	2	15	1	0	1	0	1	0	0	0	2	21	9	1	7	.359
Feb 26	vs Nebraska	26	8	12	7	1	1	1	18	3	0	1	0	1	0	0	0	4	15	3	2	8	.366
Feb 27	vs Utah	25	1	8	1	0	0	0	8	1	0	0	0	0	0	0	0	4	21	7	0	7	.363
Mar 03	ILLINOIS STATE	30	7	14	5	1	1	1	20	2	0	1	2	0	0	0	0	3	21	3	1	7	.370
Mar 04	vs FIU	21	3	5	3	1	0	0	6	5	0	2	0	1	0	1	0	4	21	8	0	7	.364
Mar 05	vs South Alabama	33	9	13	9	0	1	2	21	9	0	1	0	2	0	0	0	9	21	6	2	14	.366
Mar 05	vs FIU	20	10	10	9	3	0	1	16	7	0	0	0	1	0	2	0	1	15	6	0	8	.371
Mar 06	vs Illinois State	28	11	10	9	0	0	1	13	8	0	0	0	1	1	1	0	0	18	8	1	10	.371
Mar 06	vs Florida A&M	22	4	6	4	1	0	0	7	9	0	4	0	0	0	2	0	1	21	6	0	11	.367
Mar 09	SOUTH DAKOTA	24	9	8	9	0	0	3	17	5	0	2	0	2	0	1	0	1	18	3	0	6	.365
Mar 09	SOUTH DAKOTA	15	9	4	8	0	1	0	6	7	0	3	0	4	0	1	0	0	15	2	0	6	.363
*Mar 12	at Auburn	31	6	10	6	0	0	2	16	3	0	0	0	0	0	0	0	3	21	6	1	7	.361
*Mar 13	at Auburn	30	8	11	8	2	1	3	24	5	0	1	1	0	0	0	0	1	21	9	1	6	.361
*Mar 14	at Auburn	27	4	8	4	1	0	1	12	3	0	1	0	1	0	0	1	4	20	8	0	6	.359
Mar 16	WINTHROP	32	7	13	6	3	0	0	16	2	0	3	0	1	0	0	0	1	21	1	0	10	.361
Totals		707	196	255	179	27	6	23	363	150	0	42	7	32	3	9	2	67	518	157	11	228	.361

2016 Florida Softball
Team Game-by-Game for Florida (as of Mar 17, 2016)
Pitching (All games)

Date	Opponent	ip	h	r	er	bb	so	2b	3b	hr	wp	bk	hbp	dp	ibb	score	w-l	sv	era
Feb 12	vs Illinois State	5.0	1	0	0	4	8	0	0	0	0	0	0	0	0	11-0	1-0	0	0.00
Feb 13	vs Michigan	5.0	3	0	0	0	2	0	0	0	0	0	1	0	0	8-0	2-0	0	0.00
Feb 14	vs Virginia Tech	6.0	3	0	0	1	7	2	0	0	1	0	0	1	0	8-0	3-0	0	0.00
Feb 14	at USF	5.0	2	1	1	7	7	0	0	0	2	0	0	0	0	11-1	4-0	0	0.33
Feb 17	JACKSONVILLE	7.0	0	0	0	1	7	0	0	0	0	0	1	1	0	6-0	5-0	0	0.25
Feb 17	JACKSONVILLE	5.0	1	0	0	1	9	0	0	0	0	0	0	0	0	10-0	6-0	0	0.21
Feb 19	vs UAB	5.0	3	0	0	0	9	2	0	0	0	0	0	0	0	8-0	7-0	0	0.18
Feb 19	vs Stephen F. Austi	7.0	4	2	2	3	9	0	0	0	8	0	2	1	0	6-2	8-0	0	0.47
Feb 20	vs Omaha	5.0	1	0	0	0	8	0	0	0	0	0	0	0	0	9-0	9-0	0	0.42
Feb 20	vs Elon	7.0	7	1	1	1	9	1	0	0	3	0	0	1	0	3-1	10-0	1	0.49
Feb 21	vs Jacksonville Stat	5.0	6	0	0	1	7	2	0	0	0	0	0	0	0	10-0	11-0	1	0.45
Feb 25	vs UCLA	7.0	7	1	1	3	6	1	0	0	0	0	1	1	0	2-1	12-0	2	0.51
Feb 25	vs NC State	7.0	2	2	1	2	14	0	0	0	0	0	0	0	0	5-2	13-0	2	0.55
Feb 26	vs Washington	7.0	8	1	1	2	6	0	0	0	0	0	0	2	0	3-1	14-0	2	0.59
Feb 26	vs Nebraska	5.0	1	0	0	0	8	0	0	0	0	0	0	0	0	8-0	15-0	2	0.56
Feb 27	vs Utah	7.0	1	0	0	0	6	0	0	0	0	0	0	0	0	1-0	16-0	3	0.52
Mar 03	ILLINOIS STATE	7.0	2	2	2	5	14	0	0	0	0	0	1	1	0	7-2	17-0	3	0.62
Mar 04	vs FIU	7.0	1	1	1	0	11	0	0	1	0	0	0	0	0	3-1	18-0	3	0.64
Mar 05	vs South Alabama	7.0	6	0	0	2	7	0	0	0	0	0	0	2	0	9-0	19-0	3	0.60
Mar 05	vs FIU	5.0	2	0	0	2	7	0	0	0	0	0	2	1	0	10-0	20-0	3	0.58
Mar 06	vs Illinois State	6.0	4	1	1	0	6	0	0	0	0	0	0	1	0	11-1	21-0	3	0.61
Mar 06	vs Florida A&M	7.0	3	1	1	0	18	0	0	0	1	0	0	0	0	4-1	22-0	4	0.63
Mar 09	SOUTH DAKOTA	6.0	2	0	0	2	9	0	0	0	1	0	1	0	0	9-0	23-0	4	0.60
Mar 09	SOUTH DAKOTA	5.0	0	0	0	0	9	0	0	0	0	0	1	0	0	9-0	24-0	4	0.58
*Mar 12	at Auburn	7.0	5	3	2	1	9	2	0	0	1	0	1	1	0	6-3	25-0	4	0.64
*Mar 13	at Auburn	7.0	7	5	4	3	8	0	0	3	1	1	0	1	0	8-5	26-0	4	0.79
*Mar 14	at Auburn	6.2	6	5	4	5	7	0	0	2	1	0	0	0	0	4-5	26-1	4	0.93
Mar 16	WINTHROP	7.0	2	0	0	3	18	0	0	0	0	0	0	0	0	7-0	27-1	4	0.89
Totals		172.2	90	26	22	49	245	10	0	6	19	1	11	14	0	196-26	27-1	4	0.89

2016 Florida Softball
Statistics Summary for Florida (as of Mar 17, 2016)
(All games)

Record: 27-1 Home: 6-0 Away: 3-1 Neutral: 18-0 SEC: 2-1

Date	Opponent	Score	Player	avg	gp-gs	ab	r	h	2b	3b	hr	rbi	bb	hbp	so	sb-att
2/12	vs Illinois State	w 11-0	21 Kayli Kvistad	.472	26-23	53	9	25	5	0	4	29	12	4	2	0-0
2/13	vs #2 Michigan	w 8-0	52 Justine McLean	.446	27-23	56	14	25	0	0	0	6	6	0	7	7-8
2/14	vs Virginia Tech	w 8-0	18 Amanda Lorenz	.429	28-28	77	32	33	7	0	2	23	25	1	9	8-9
2/14	at USF	w 11-1	24 Kirsti Merritt	.384	27-27	73	26	28	2	0	4	24	16	7	6	9-10
2/17	JACKSONVILLE	w 6-0	25 Janell Wheaton	.375	28-26	72	14	27	1	2	5	26	21	0	3	2-3
2/17	JACKSONVILLE	w 10-0	12 Taylore Fuller	.347	28-28	75	19	26	2	1	3	20	15	7	7	3-3
2/19	vs UAB	w 8-0	23 Nicole DeWitt	.342	28-28	76	19	26	3	0	3	19	16	5	11	3-3
2/19	vs Stephen F. Austin	w 6-2	7 Kelsey Stewart	.326	28-28	86	28	28	4	2	1	7	19	3	7	6-7
2/20	vs Omaha	w 9-0	1 Aubree Munro	.308	25-24	65	10	20	3	0	0	12	7	2	6	0-0
2/20	vs Elon	w 3-1	49 Taylor Schwarz	.265	27-9	34	12	9	0	1	1	10	9	2	7	3-5
2/21	vs Jacksonville State	w 10-0	-----													
2/25	vs #10 UCLA	w 2-1	8 Aleshia Ocasio	.667	4-0	3	2	2	0	0	0	0	0	1	0	1-1
2/25	vs NC State	w 5-2	28 Brooke Clemens	.500	3-0	2	0	1	0	0	0	0	1	0	1	0-0
2/26	vs #8 Washington	w 3-1	20 Theresa Swertfager	.333	4-0	3	0	1	0	0	0	0	0	0	0	0-0
2/26	vs Nebraska	w 8-0	19 Chelsea Herndon	.222	15-5	18	1	4	0	0	0	3	0	0	1	0-0
2/27	vs Utah	w 1-0	0 Alex Voss	.000	17-3	8	6	0	0	0	0	0	1	0	0	0-0
3/3	ILLINOIS STATE	w 7-2	33 Delanie Gourley	.000	2-0	2	0	0	0	0	0	0	0	0	0	0-0
3/4	vs FIU	w 3-1	11 Kelly Barnhill	.000	1-1	2	0	0	0	0	0	0	0	0	0	0-0
3/5	vs South Alabama	w 9-0	47 Lily Mann	.000	15-0	2	4	0	0	0	0	0	2	0	0	0-0
3/5	vs FIU	w 10-0	Totals	.361	28	707	196	255	27	6	23	179	150	32	67	42-49
3/6	vs Illinois State	w 11-1	Opponents	.152	28	594	26	90	10	0	6	22	49	11	245	1-3
3/6	vs Florida A&M	w 4-1														
3/9	SOUTH DAKOTA	w 9-0	LOB - Team (228), Opp (117). DPs turned - Team (14), Opp (8). Picked off - Lorenz													
3/9	SOUTH DAKOTA	w 9-0	2, DeWitt 1, Voss 1.													
3/12	at #3 Auburn	w 6-3														
3/13	at #3 Auburn	w 8-5	Player	era	w-l	app	gs	cg	sh	sv	ip	h	r	er	bb	so
3/14	at #3 Auburn	L 4-5	8 Aleshia Ocasio	0.47	9-1	15	7	4	3	2	59.1	40	6	4	11	68
3/16	WINTHROP	w 7-0	33 Delanie Gourley	0.96	9-0	14	9	5	4	1	58.1	28	9	8	15	87
			11 Kelly Barnhill	1.27	9-0	13	12	6	5	1	55.0	22	11	10	23	90
			Totals	0.89	27-1	28	28	15	15	4	172.2	90	26	22	49	245
			Opponents	7.79	1-27	28	28	7	0	0	159.0	255	196	177	150	67

* = Conference game

PB - Team (4), Munro 4, Opp (8). Pickoffs - Team (0), Opp (5). SBA/ATT - Ocasio (0-2), Wheaton (1-1), Munro (0-1), Gourley (1-1).

Score by innings	1	2	3	4	5	6	7	Total
Florida	42	26	48	29	26	18	7	196
Opponents	3	4	5	3	2	7	2	26

Win-loss breakouts: Day 18-1; Night 9-0; vs Left 3-0; vs Right 24-1;
1-run games 2-1; 2-run games 3-0; 5+run games 17-0; Extra inns 0-0; Shutouts 15-0.
Current streak: Won 1; Longest winning streak: 26; Longest losing streak: 1.
Attendance: Home 5113 (avg 852); Away 26862 (avg 1221); Total 31975 (avg 1141).