

## 2015-16 Schedule & Results

Overall Record: 19-4 (home: 11-2 \* away: 6-2 \* neutral: 2-0)

SEC: 7-3 (home: 4-2 \* away: 3-1)

Date	Nat'l Rank	UF Opp	Opponent	TV/Video	Time ET
<b>NOVEMBER (5-1)</b>					
Fri. 13	--	--	at Temple	OOV	L 91-97
Mon. 16	--	6/7	FLORIDA STATE (DH)	SECN	W 82-72
Sat. 21	-/rv	--	KENNESAW STATE	SECN+	W 84-57
Tue. 24	rv/--	--	SAVANNAH STATE	SECN+	W 99-34
Fri. 27	rv/--	--	vs. Ball State (1)	--	W 85-79
Sat. 28	rv/--	--	at Colorado (1)	OOV	W 83-61
<b>DECEMBER (7-0)</b>					
Tue. 1	rv/rv	--	at South Alabama	OOV	W 72-60
Mon. 7	rv/rv	--/rv	ARKANSAS STATE	SECN+	W 76-72
Thu. 10	rv/rv	--	at Wisconsin	BTN	W 91-75
Sun. 13	rv/rv	--	ROBERT MORRIS	SECN+	W 79-52
Sun. 20	rv/rv	--	SAINT FRANCIS (2)	SECN+	W 122-65
Mon. 21	rv/rv	--	NC STATE (2)	SECN+	W 79-72
Wed. 30	rv/rv	--	vs. UCF (3)	SECN	W 93-79
<b>JANUARY (6-3)</b>					
Sun. 3	rv/rv	8	MISSISSIPPI STATE*	SECN	L 70-76
Thu. 7	rv/rv	12/11	at Tennessee*	~SECN	W 74-66
Sun. 10	rv/rv	--	at Ole Miss*	SECN	W 85-65
Thu. 14	20/21	--/rv	GEORGIA*	SECN+	L 61-71
Sun. 17	20/21	--/rv	LSU*	SECN+	W 53-45
Thu. 21	22/23	--/rv	ALABAMA*	SECN+	W 80-72
Sun. 24	22/23	23/rv	at Missouri*	SECN	L 64-79
Thu. 28	rv/rv	-/r	at Arkansas*	SECN+	W-OT 71-66
Sun. 31	rv/rv	12	KENTUCKY*	SECN	W 85-79
<b>FEBRUARY</b>					
Thu. 4	22	12/11	TEXAS A&M*	SECN+	W 83-81
Thu. 11	16/19	2	at South Carolina*	SECN+	7 p.m.
Sun. 14	16/19	-/rv	at Auburn*	SECN	2 p.m.
Thu. 18			VANDERBILT*	SECN+	7 p.m.
Sun. 21			at Georgia*	SECN	1 p.m.
Thu. 25			at LSU*	~SECN	8:30 p.m.
Sun. 28			AUBURN*	SECN+	2 p.m.
<b>MARCH</b>					
Wed.-Sun. 2-6			at SEC Tournament (4)		

\*Southeastern Conference game; (1) 29th Omni Hotels Classic – Boulder, Col.; (2) Gator Holiday Classic – Gainesville, Fla.; (3) SEC-AAC Challenge – Jacksonville, Fla.; (4) SEC Tournament – Jacksonville, Fla.

**TV Information:** SECN = SEC Network; SECN+ = SEC Network +; ~SECN = SEC Network will provide whip around coverage of these games with each game available in its entirety on SEC Network +; BTN = Big Ten Network; OOV = opponent online video

**To Watch the SEC Network:** to go [www.GetSECNetwork.com](http://www.GetSECNetwork.com) for complete channel listing  
**SEC Network +:** Games offered exclusively on WatchESPN and SECNetwork.com through a number of national outlets.

### SEC NETWORK +

#### WHAT IT IS:

- Also referred to as SEC Network Plus, this is the digital platform for the SEC Network showcasing live SEC athletic events, inclusive of:
- 550+ digital-only events not available on TV and SEC Network overflow events

#### HOW TO WATCH IT:

- SEC Network + is only available through WatchESPN (accessible through the WatchESPN app and on SECNetwork.com) ... To access SEC Network + on WatchESPN, fans must sign in with their credentials from a participating TV provider.

**#16/19 Florida (19-4, 7-3 SEC) at**

**#2 South Carolina (22-1, 10-0 SEC)**

**Colonial Life Arena (18,000)**

**Columbia, S.C.**

**Thurs., February 11, 2016 \* 7 pm ET**

## Game Coverage & More!

**Radio:** ..... LIVE on ESPN Gainesville (WRUF-AM850/FM95.3) and ..... Jacksonville (WFXJ-AM930) with Adam Schick & Brittany Davis

**Internet Audio:** ..... LIVE thru FloridaGators.com (FREE)

**Television:** ..... none

**Internet Video:** .... SECNetwork + with Derek Scott and Robin Muller ..... (WatchESPN app and thru SECNetwork.com)

**Internet Scoring:** ..... (FREE) thru FloridaGators.com

## Head Coaches

**Florida (19-4, 7-3 SEC):** ..... Amanda Butler (Florida, '95, '97)

**Overall Record / at UF:** ...212-138 (11th year) / 172-116 (9th year)

**South Carolina (22-1, 10-0 SEC):** ..... Dawn Staley (Virginia, '92)

**Overall Record / at USC:** ..... 349-155 (16th yr) / 177-75 (8th yr)

## Communications/Sports Info. Contacts

**Florida:** ..... Kathy Cafazzo (KathyC@gators.ufl.edu)

**Phone Numbers:** ..... O: 352-375-4683 x6133 / C: 352-316-4575

**Website:** ..... FloridaGators.com

**Twitter/Instagram:** ..... @GatorsWBK ... @CoachButlerUF

**Facebook:** ..... facebook.com/GatorsWBK

**Texas A&M:** ..... Diana Koval (dkoval@mailbox.sc.edu)

**Phone:** ..... O: 803.777.7977 | C: 314.369.6050

**Website:** ..... www.GamecocksOnline.com

**Socially:** ..... Twitter and Instagram: @GamecockWBB

## Opening Tip

\*The Gators have just six regular-season games remaining, with four of those on the road.

\*Florida leads the all-time series against South Carolina, 20-14, however, the Gamecocks have won the last six meetings.

\*South Carolina has won 22 consecutive SEC home games.

\*SC leads the SEC with a perfect 10-0 record, while Florida is a half-game behind Mississippi State for second in the league standings.

\*South Carolina and Florida rank 1-2 in scoring offense in SEC games.

\*UF is 4-2 vs. ranked opponents this year.

\*UF leads the SEC (league games only) in steals, while ranking second for scoring offense.

\*13 of UF's games have been decided by 10 points or less (10-3), including eight SEC games (6-2).

## Florida's Possible Starting Lineup (based on previous game)

##	Gator	Pronunciation	POS	HT	CL	Hometown	PPG	RPG	NOTES
1	Ronni Williams		G/F	6-0	JR	Daytona Beach, Fla.	11.0	7.6	20 pts, 15 rebs vs. Texas A&M; current SEC Player of Wk
44	Haley Lorenzen		F	6-3	SO	Iowa City, Iowa	9.6	5.6	19 blocked shots; 18 pts vs. Kentucky; 9 rebs at Arkansas
4	Charlie Needles		G	5-6	SR-R	Highlands Ranch, Colo.	6.8	2.2	7.8 ppg SEC gms; 2nd in SEC for active career 3s made
20	Simone Westbrook		G	5-8	JR	Chandler, Ariz.	8.7	3.1	team-best 55 steals (2.4 pg) - #2 in SEC (all games)
21	Eleanna Christinaki	L-ee.on-uh chris-tin-OCK-ee	G	6-0	FR	Athens, Greece	10.7	3.3	UF's top SEC scorer (11.6 ppg); 3x SEC Fr of Week

## Off The Bench

13	Cassie Peoples		G	5-6	SR-R	San Antonio, Texas	8.7	1.7	300 career assists
3	January Miller		G	5-8	SR	Orlando, Fla.	6.0	2.0	leads UF in free throw attempts
24	Tyshara Fleming	tie-SHEER-uh	C	6-4	JR	Virginia Beach, Va.	5.9	4.8	40 blocked shots (#4 in SEC games, 1.9 pg), 54.5% FG
11	Dyandria Anderson	dee-ANN-dree-uh	G	5-10	SO	Viera, Fla.	5.7	3.2	4 assists, 2 steals at Arkansas
32	Carla Batchelor		G	5-10	SR	Germantown, Md.	5.1	3.7	12 pts (5-6FG), 3 rebounds vs. Kentucky
15	Viktorija Dimaite	Victoria dee-MY-tah	C	6-4	SR-R	Panevezys, Lithuania	1.9	1.3	played 6 big minutes in second half vs. Alabama
2	Isis Young		G	5-7	FR-R	Berlin, N.J.	1.9	05	8.1 minutes per game
23	Brooke Copeland		G	6-2	SO	Cleveland, Tenn.	1.6	1.2	huge 3-pters in 2nd half at Tennessee & vs. Alabama

# 2015-16 Gator Women's Basketball

## BROADCAST MEDIA SHEET

### Probable Starters Numbers in Orange



1

### RONNI WILLIAMS

	GP-GS	Min/G	FG%	3PT%	FT%	R/G	A/G	S	B	PPG
SEASON	22-21	22.1	.524	.250	.667	7.6	0.8	29	14	11.0
SEC	10-10	24.1	.524	.000	.641	8.8	1.7	14	5	11.3
CAREER	84-47	21.1	.475	.200	.633	6.0	0.9	88	78	9.6

### JR \* F \* 6-0 \* Daytona Beach, Fla./Atlantic H.S.

- leading scorer & rebounder overall ... drew 3 defensive charges in OT win at Arkansas (Jan. 28)
- 7 double-doubles this year - most recent 20 pts, 15 rebs (season-high) vs. Texas A&M (Feb. 4) = SEC Player of Week for 1st time in career
- DNP vs. Saint Francis (wisdom teeth extracted) ... Preseason Second-Team All-SEC
- fouled out 6 gms (2 SEC) this year; 2 gms last year; fouled out of pgm-record 16 games in 2013-14




2

### ISIS YOUNG

	GP-GS	Min/G	FG%	3PT%	FT%	R/G	A/G	S	B	PPG
SEASON	10-0	8.1	.269	.273	.500	0.5	0.9	2	0	1.9
SEC	1-0	8.0	.000	.000	.500	0.0	1.0	0	0	1.0
CAREER	10-0	8.1	.269	.273	.500	0.5	0.9	2	0	1.9

### R-FR \* G \* 5-7 \* Berlin, New Jersey/Life Center Academy

- last game action was vs. Ole Miss (Jan. 10), 1-2 FT ... last FG vs St. Francis (Dec. 20)
- first collegiate score was a 3-pointer that sparked a huge rally vs. Temple
- 2015-16 season-opener at Temple was played 22 miles from her hometown of Berlin, N.J.
- Did not play or suit up last year; recovered from ACL torn during a game at the end of senior prep year
- Third Gator from the state of New Jersey



3

### JANUARY MILLER

	GP-GS	Min/G	FG%	3PT%	FT%	R/G	A/G	S	B	PPG
SEASON	23-6	12.7	.350	.360	.657	2.0	1.0	31	1	6.0
SEC	10-4	12.0	.259	.182	.750	1.8	0.8	13	1	4.2
CAREER	123-43	17.9	.368	.348	.672	2.6	1.0	144	10	7.2

### SR \* G \* 5-8 \* Orlando, Fla./University H.S.

- 6.5 ppg vs. ranked teams this year ... vs #12 Kentucky = 8 pts, 5 assists, 4 steals
- Huge game at Tennessee: 11 pts (5-9FG), 3 rebs, 2 steals ... 3pt w/ 8:40 remaining in the 3Q at Wisconsin gave UF 1st lead of the game and never relinquished it; also topped 800 career pts vs Badgers
- leads UF in FTA (67) ... played in more career games, scored more career pts than any active Gator
- 72.4% FT (55-76) last year - third most attempts & makes on team



4

### CARLIE NEEDLES

	GP-GS	Min/G	FG%	3PT%	FT%	R/G	A/G	S	B	PPG
SEASON	23-22	23.5	.351	.312	.720	2.2	1.7	33	0	7.8
SEC	10-9	26.4	.394	.326	.733	2.8	1.7	16	0	6.8
CAREER	121-83	26.8	.351	.334	.773	2.5	1.6	148	3	6.7

### R-SR \* G \* 5-6 \* Highlands Ranch, Colo./ThunderRidge H.S.

- had crucial tieup with 6 secs remaining in win vs. #12 Kentucky as UK setting up final possession
- sealed overtime win at Arkansas (Jan. 28) w/ 2 FTs at 2.6 secs left; 300th career rebound in gm
- SEC Player of Week (Jan. 12) for 1st time in career ... UF's 3rd-leading scorer in SEC games
- No. 5 in UF history with 189 career 3-PT made; No. 4 is 194 (Jordan Jones, 2009-12)
- "heart and soul of team" and its leader - Coach Butler



11

### DYANDRIA ANDERSON

Name pronounced: dee-ANN-dree-uh

	GP-GS	Min/G	FG%	3PT%	FT%	R/G	A/G	S	B	PPG
SEASON	23-12	19.0	.457	.265	.850	3.2	1.6	39	7	5.7
SEC	10-1	14.4	.368	.250	.625	2.1	0.8	15	1	3.6
CAREER	53-17	15.3	.408	.227	.737	2.3	0.9	69	9	3.8

### SO \* G \* 5-10 \* Viera, Fla./Viera H.S.

- scored SEC career-high 12 pts vs. Texas A&M (Feb. 4); 8 points vs. Alabama (Jan. 21)
- 1st doub-doub of career came at South Alabama (Dec. 1) = career-high 13 pts, 10 rebs
- 10 assists vs. Ball State - most by Gator since Brandi McCain's 11 vs Kent State 12/29/01
- Scored all of her 9 pts vs FSU during 9-0 Gator 4Q run that gave UF lead for good after 15-pt deficit
- Yonnette(mom), Frank(dad), Chris(older bro), Kendall (twin bro)-frequently make 3-hr drive for home gms




13

### CASSIE PEOPLES

	GP-GS	Min/G	FG%	3PT%	FT%	R/G	A/G	S	B	PPG
SEASON	22-3	17.9	.425	.339	.860	1.7	2.0	20	3	8.7
SEC	10-1	16.8	.356	.333	1.000	1.2	1.4	4	0	6.0
CAREER	85-52	26.9	.364	.310	.829	2.4	3.4	132	11	9.5

### R-SR \* G \* 5-6 \* San Antonio, Tx./Cypress-Fairbanks HS/Univ. of Texas

- 2 clutch free throws with 6.7 seconds left in overtime win at Arkansas (Jan. 28) gave UF 3-point lead
- fourth-leading scorer overall
- started at Mizzou Jan. 24 (first start since second game of year)
- MVP Gator Holiday Classic (also in '13) = in 2 gms team best 14.0 pts, 45% FG (9-20), 8-9FT, 7 steals
- Topped 700-point career scoring mark during 20-point outburst in the win at Wisconsin (Dec. 10)



15

### VIKTORIJA DIMAITE

Name pronounced: Victoria dee-MY-tah

	GP-GS	Min/G	FG%	3PT%	FT%	R/G	A/G	S	B	PPG
SEASON	12-0	5.9	.556	.250	.714	1.3	0.0	1	6	2.6
SEC	4-0	4.3	.500	.000	1.000	1.0	0.0	1	0	1.5
CAREER	36-0	5.2	.410	.100	.625	1.1	0.2	4	13	1.2

### R-SR \* C \* 6-4 \* Panevezys, Lithuania/The Rock (Fla.) School

- played important minutes in win at Tennessee & vs. Alabama ... career-high 8 pts in win vs. Saint Francis (Dec. 20) ... Matched career-high of 6 pts during win at Colorado (Nov. 28) & ended game w/ 13 pts for season in 3 games, one more than she totaled in 24 games last year
- career-best scoring night vs Savannah State (Nov. 24) - 8 points included 1st 3-pointer
- not with team for first two games of season (sister's wedding in Lithuania)




20

### SIMONE WESTBROOK

	GP-GS	Min/G	FG%	3PT%	FT%	R/G	A/G	S	B	PPG
SEASON	23-6	20.4	.419	.297	.651	3.1	2.5	55	2	8.7
SEC	10-6	22.8	.411	.333	.400	2.9	1.9	20	1	7.9
CAREER	23-6	20.4	.419	.297	.651	3.1	2.5	55	2	8.7

### JR \* G \* 5-8 \* Chandler, Ariz./Chandler H.S./ NW Fla. State College

- 15 pts (5-9 FG, 2-3 3FG) vs. Texas A&M (Feb. 4), including 3Q buzzer beater from 30 feet
- involved in crucial tieup with 6 secs remaining in win vs. #12 Kentucky as UK setting up final possession ... also scored career-best 20 points vs. Wildcats (7-10 FG, 3-4 3FG)
- driving layup with 1 second left in regulation forced overtime in win at Arkansas (Jan. 28)
- #2 in SEC for steals (2.4 pg, all games; #T-6 SEC gms) ... "Simone has Ninja hands" - Coach Butler



21


### ELEANNA CHRISTINAKI

Name pronounced: L-ee-on-uh christin-OCK-ee

	GP-GS	Min/G	FG%	3PT%	FT%	R/G	A/G	S	B	PPG
SEASON	23-20	24.2	.457	.291	.787	3.3	3.8	31	2	10.7
SEC	10-9	28.1	.446	.273	.739	2.9	4.5	11	0	11.6
CAREER	23-20	24.2	.457	.291	.787	3.3	3.8	31	2	10.7

### FR \* F \* 6-0 \* Athens, Greece/Moraitis School

- UF's leading scorer in SEC games, 2nd overall ... in conf gms, ranks #4 assists, #6 Ast/Turnover ratio
- leads SEC FR in scoring, assists, ast/TO ratio ... 3x SEC FR of Week (Dec. 15, Jan. 12 & Feb. 2)
- stole inbounds pass w/ 6 secs left vs #12 Kentucky & converted 3-pt-play to seal win (12 pts, 11 asts)
- team-high 16 pts in OT win at Arkansas (Jan. 29), w/ 4 pts in OT including go-ahead w/ 17 seconds left
- Huge game at Tenn.: 18 pts (8-16FG), 8 asts, 6 rebs, followed by 10 assists at Ole Miss




23

### BROOKE COPELAND

	GP-GS	Min/G	FG%	3PT%	FT%	R/G	A/G	S	B	PPG
SEASON	20-0	6.0	.333	.292	.833	1.2	0.4	5	7	1.6
SEC	9-0	3.3	.273	.250	.000	0.3	0.1	1	1	0.9
CAREER	50-15	14.5	.328	.282	.711	2.4	0.9	23	28	3.6

### SO \* G \* 6-2 \* Cleveland, Tenn./Bradley Central H.S.

- played 6 mins in OT win at Arkansas - grabbed crucial OR w/ 17 secs left that led to go-ahead bucket
- 8 total pts in last 10 games combined ... Played one minute vs. Georgia (Jan. 14) and drew a charge
- Huge 3-pointer at Tennessee from top of arc capped 7-0 run & gave UF lead w/ 1:39 left in 3Q
- converted 7 three-pointers this year, most recently vs. Alabama (Jan. 21)
- has come off bench in every game this year; started final 14 games of 2014-15 season



24


### TYSHARA FLEMING

Name pronounced: tie-SHEER-uh

	GP-GS	Min/G	FG%	3PT%	FT%	R/G	A/G	S	B	PPG
SEASON	23-4	13.8	.545	.000	.446	4.8	0.3	26	40	5.9
SEC	10-4	14.9	.541	.000	.478	4.5	0.2	12	19	5.1
CAREER	23-4	13.8	.545	.000	.446	4.8	0.3	26	40	5.9

### JR \* C \* 6-4 \* Virginia Beach, Va./Salem HS/ NW Fla. State College

- earned 1st start in game vs. LSU (Jan. 17) ... 3rd-leading rebounder behind Williams & Lorenzen
- Huge 2nd half vs. Texas A&M (Feb. 4) = 6 pts, 5 rebounds (4 OR), 2 blocks, 1 steal, 1 assist
- team-best 40 blocks (ranked #4 in SEC games/ #3 all gms)... career-best 9 reb v. UCF (Dec. 30)
- Career-best 20 points (8-13 FG) in win vs. Saint Francis (Dec. 20)
- vs Savannah State (Nov. 24) - 11 pts (5-7 FG), 8 rebs in 9 minutes




32

### CARLA BATCHELOR

	GP-GS	Min/G	FG%	3PT%	FT%	R/G	A/G	S	B	PPG
SEASON	23-2	15.5	.430	.371	.594	3.7	0.6	11	9	5.1
SEC	10-0	15.5	.457	.471	.556	3.4	0.5	4	5	5.5
CAREER	52-2	10.9	.431	.356	.654	2.4	0.4	22	11	3.5

### SR \* G \* 5-10 \* Germantown, Md./Northwest H.S./NW Fla. St. College

- has at least 1 three-pointer in each of last 3 games
- In win vs. Kentucky (Jan. 31), tied her career-best scoring effort = 12 points (5-6FG, 2-3 3FG)
- huge in OT win at Arkansas (Jan. 28) = 11 pts, 6 rebs, 3 blocks, 2 assists
- drew high praise from Coach for her game vs. Alabama (Jan. 21) = 9 points, 8 rebounds, 2 blocks
- started both games Gator Holiday Classic = 9.5 pts, 5.5 rebs, 66.7FG% (8-12)



44

### HALEY LORENZEN

	GP-GS	Min/G	FG%	3PT%	FT%	R/G	A/G	S	B	PPG
SEASON	23-19	21.8	.505	.000	.607	5.6	0.4	16	19	9.6
SEC	10-6	22.0	.471	.000	.536	5.3	0.5	4	7	8.1
CAREER	52-40	21.7	.495	.000	.609	4.7	0.5	37	49	8.2

### SO \* F \* 6-3 \* Iowa City, Iowa/Iowa City H.S.

- Only Gator who has scored in every game this year - 51-game scoring streak
- UF's #3 scorer & #2 rebounder & 2nd for blocked shots (19)
- In win vs. Kentucky (Jan. 31), 18 pts (9-14FG) - 7th doub-jog scoring game of yr, first since Dec. 30
- 8 pts, 9 rebs in OT win at Arkansas w/ 4 pts, 2 rebs in OT (Jan. 28)
- MVP of Omi Hotels Classic (at Colorado) - totaled 26 points (12-17), 16 rebounds, 4 steals



# AT A GLANCE

- The team's current **19-4 record** is the third best in program history
- Team was picked to finish 12th of 14 teams in the preseason SEC Poll by coaches and media – as of Feb. 9, Florida is a half-game back of second place in the standings with six games remaining
- Florida has achieved its highest national ranking in the polls (No. 16, Feb. 9 AP poll) since Feb. 16, 2009.
- The 2015-16 Gators join the 1996-97 and 2000-01 teams as the only clubs in program history to defeat four top-15 opponents in a season.
- Compiled the second-longest winning streak in program history (12 games)
- Reset program record with 122 points vs. Saint Francis (Dec. 20)

## Team improvement from previous season:

- With **six regular-season games to play** before the SEC Tournament, Florida has already **won six more games** (19-4 record) than it did all of last year (13-17 record)

## Florida's DEPTH at a Glance!

On the 13-player roster...

- 10 Gators average at least 12.7 minutes of playing time per game
- 9 Gators average at least 5.1 points per game
- 11 Gators have made at least one three-pointer (Fleming and Lorenzen have never attempted a three-pointer).
- 11 have started at least one game during their respective Gator careers (Dimaite and Young have not), while 10 of the 13 have started at least once this season.
- 8 have been UF's leading scorer in a game
- 7 have been UF's leading rebounder in a game this season

## Balance, too!

- UF ranks No. 9 in the nation in scoring offense (81.0 ppg), however, the team's leading scorers - **Ronni Williams** and **Eleanna Christinaki**- average just 11.0 and 10.7 points per game, respectively.
- Sophomore **Haley Lorenzen** averages 9.6 points, while senior **Cassie Peoples** and junior **Simone Westbrook** are close behind at 8.7 per game apiece.

## Where We Rank NATIONALLY

UF rankings in the Top-25  
(thru games played February 7)

No. 3	Turnovers forced
No. 3	Steals
No. 3	Steals per game
No. 9	Free Throw Attempts
No. 9	Scoring Offense
No. 10	Offensive Rebounds per game
No. 16	Rebounds per Game
No. 19	Free Throws Made
No. 20	Rebounds

**NCAA RPI - 23 (as of February 8)**

## The Ultimate Defense!

**Held Opponents To No Field Goals in A Single Quarter**

Date	Teams	Quarter	Score
Nov. 20, 2015	Idaho v. CSUN	1	29-0
Nov. 20, 2015	Seattle U v. Evergreen St.	1	22-0
Nov. 20, 2015	Bethune Cook v. Edward Waters	1	20-0
<b>Nov. 24, 2015</b>	<b>Florida v. Savannah St.</b>	<b>2</b>	<b>22-0</b>
Nov. 29, 2015	Kentucky v. Jackson State	4	19-3*
Dec. 19, 2015	St. Bonaventure at Colgate	1	10-0
Jan. 20, 2016	SMU v. Tulane	3	11-3*
Jan. 29, 2016	Xavier v. Butler	4	14-1*
Jan. 30, 2016	Montana v. Montana State	4	19-9*

\* Indicates points scored were from free throws made;  
Research by Greg Lautzenheiser, Xavier Athletics



## Game Day Matchup

## South Carolina's Probable "Starting 5"

Pos	#	Name	HT	YR	PPG	RPG
F	22	A'ja Wilson	6-5	SO	16.5	9.0
F/G	31	Asia Dozier	6-0	SR	3.2	2.0
C	41	Alaina Coates	6-4	JR	12.3	10.0
G	5	Khadijah Sessions	5-8	SR	6.4	2.6
G	25	Tiffany Mitchell	5-9	SR	14.5	3.0

## Florida (SEC Games)

Points Per Game:	72.6
Scoring Defense:	70.0
Scoring Margin:	+2.6
Rebounding Margin:	+0.6
FG%:	42.5%
3FG%:	31.5%
FT%:	62.0%

## Gators Leaders (SEC games)

Scoring:	Christinaki, 11.6
Rebounding:	Williams, 8.8
Assists:	Christinaki, 4.5

## South Carolina (SEC Gms)

Points Per Game:	73.1
Scoring Defense:	57.3
Scoring Margin:	+15.8
Rebounding Margin:	+5.7
FG%:	46.6%
3FG%:	32.5%
FT%:	64.4%

## Gamecock Leaders (SEC games)

Scoring:	Wilson, 16.0
Rebounding:	Coates, 11.2
Assists:	Mitchell, 2.8

## Florida vs. South Carolina

24-Game Series: UF leads 20-14 (UF Home: 8-8; Away: 10-6; Neutral: 2-0)

Date	UF Rank	Opp Rank	Opponent	Result	UF	Opp	Diff	Site	Code
Dec. 1, 1979	--	16	South Carolina	L	50	93	-43	H	
Jan. 21, 1981	--	13	South Carolina	L	48	86	-38	A	
Feb. 8, 1992	--	--	South Carolina	L	50	64	-14	H	
Feb. 6, 1993	--	--	South Carolina	W	74	53	+21	A	
Feb. 20, 1994	--	--	South Carolina	W	80	68	+12	H	
Feb. 18, 1995	14	--	South Carolina	W	69	49	+20	A	
Jan. 14, 1996	25	--	South Carolina	W	70	51	+19	H	
Mar. 1, 1996	18	--	South Carolina	W	65	48	+17	N	44
Jan. 12, 1997	25	--	South Carolina	W	66	62	+4	A	
Jan. 17, 1998	12	--	South Carolina	W	82	68	+14	H	
Jan. 17, 1999	21	--	South Carolina	W	78	66	+12	A	
Jan. 23, 2000	--	--	South Carolina	W	76	62	+14	A	
Jan. 30, 2000	--	--	South Carolina	W	79	63	+16	H	
Jan. 21, 2001	10	--	South Carolina	W	97	85	+12	A	
Jan. 28, 2001	10	--	South Carolina	W	91	53	+38	H	
Feb. 3, 2002	12	11/9	South Carolina	L	59	69	-10	H	
Jan. 30, 2003	--	16	South Carolina	L	64	78	-14	A	
Jan. 22, 2004	--	--	South Carolina	W	61	56	+5	H	
Jan. 16, 2005	--	--	South Carolina	W	67	57	+10	A	
Feb. 12, 2006	--	--	South Carolina	L	63	81	-18	H	
Jan. 25, 2007	--	--	South Carolina	L	51	79	-28	A	
Jan. 27, 2008	RV	--/--	South Carolina	W	60	57	+3	A	
Feb. 24, 2008	--	--/--	South Carolina	L	65	69	-4	H	
Mar. 6, 2008	--	--/--	South Carolina	W	71	57	+14	N	81
Jan. 15, 2009	19/19	--/--	South Carolina	W	77	63	+14	A	
Feb. 22, 2009	15/15	--/--	South Carolina	W	82	66	+16	H	
Jan. 24, 2010	--/--	rv/--	South Carolina	W	59	56	+3	H	
Jan. 9, 2011	--/--	--/--	South Carolina	W	65	63	+2	A	
Jan. 8, 2012	--/--	rv/rv	South Carolina	L	44	49	-5	H	
Feb. 12, 2012	--/--	24	South Carolina	L	58	62	-4	A	
Jan. 20, 2013	--/rv	19/18	South Carolina	L	44	52	-8	H	
Mar. 3, 2013	--/--	14/13	South Carolina	L	56	67	-11	A	
Feb. 23, 2014	rv/--	4/6	South Carolina	L	55	69	-14	A	
Jan. 19, 2015	--/--	1/1	South Carolina	L	42	77	-25	H	

44 = SEC Tournament - Chattanooga, Tenn.  
81 = SEC Tournament - Nashville, Tenn.

## UF vs. South Carolina: Last Meeting

#1 South Carolina vs Florida  
01/19/15 7 p.m. ET at Gainesville, FL \* O'Connell Center

VISITORS: #1 South Carolina 18-0, 6-0 SEC												
		TOT-FG	3-PT	REBOUNDS								
#	Player Name	FG-FGA	FG-FGA	FT-FTA	OF	DE	TOT	PF	TP	A	TO	BLK S MIN
24	WELCH, Aleighsa.....	f 3-4	0-0	0-0	0	2	2	1	6	4	2	1 0 21
31	DOZIER, Asia.....	f 1-2	0-1	0-0	0	0	0	0	2	0	0	0 14
33	IBIAM, Elem.....	c 2-4	0-0	0-0	0	3	3	2	4	0	1	1 0 14
05	SESSIONS, Khadijah..	g 0-0	0-0	0-0	1	2	3	3	0	2	1	0 13
25	MITCHELL, Tiffany...	g 8-10	1-1	1-1	0	0	0	1	18	1	0	4 23
00	FARMER, India.....	0-0	0-0	2-2	0	0	0	0	2	0	0	1 4
01	CUEVAS, Bianca.....	4-8	1-3	2-2	0	2	2	1	11	4	1	0 19
02	GAINES, Olivia.....	0-0	0-0	1-2	1	1	2	1	1	1	0	0 6
03	DUCKETT, Kaydra....	0-1	0-0	0-0	0	0	0	0	0	0	0	0 4
15	DAVIS, Tiffany.....	1-2	1-2	0-0	0	2	2	1	3	0	0	0 6
22	WILSON, A'ja.....	7-11	0-0	2-2	2	7	9	1	16	0	1	1 21
23	ROY, Tina.....	2-4	1-3	0-0	0	1	1	0	5	3	1	0 19
40	WHITE, Jatarie.....	1-3	0-0	1-4	2	1	3	1	3	0	0	0 15
41	COATES, Alaina.....	3-5	0-0	0-1	2	11	13	1	6	1	3	2 21
TEAM.....					1	1	2					
Totals.....		32-54	4-10	9-14	9	33	42	13	77	16	16	5 9 200
TOTAL FG% 1st Half: 17-25		68.0%	2nd Half: 15-29		51.7%		Game: 59.3%		DEADB			
3-Pt. FG% 1st Half: 1-3		33.3%	2nd Half: 3-7		42.9%		Game: 40.0%		REBS			
F Throw % 1st Half: 5-8		62.5%	2nd Half: 4-6		66.7%		Game: 64.3%		2			

HOME TEAM: Florida 9-10, 1-5 SEC												
		TOT-FG	3-PT	REBOUNDS								
#	Player Name	FG-FGA	FG-FGA	FT-FTA	OF	DE	TOT	PF	TP	A	TO	BLK S MIN
23	Copeland, Brooke.....	f 0-9	0-5	3-4	4	1	5	2	3	1	2	1 0 29
44	Lorenzen, Haley.....	f 2-4	0-0	0-0	3	0	3	3	4	1	0	0 15
04	Needles, Carlisle.....	g 1-6	0-3	0-0	2	1	3	2	2	0	4	0 1 26
13	Peoples, Cassie.....	g 1-12	0-4	0-0	2	1	3	1	2	2	4	0 0 29
22	Lewis, Kayla.....	g 4-10	0-0	0-0	2	6	8	0	8	1	0	0 30
01	Williams, Ronni.....	6-14	0-0	0-0	2	1	3	5	12	1	1	0 2 18
03	Miller, January.....	2-9	0-2	0-0	2	2	4	4	4	0	1	0 19
11	Anderson, Dyandria...	2-4	0-0	0-0	1	0	1	0	4	0	1	0 17
15	Dimalte, Viktorija...	0-0	0-0	0-0	0	0	0	2	0	0	2	1 1 10
32	Batchelor, Carla.....	1-2	1-1	0-0	0	2	2	1	3	0	0	0 7
TEAM.....					1	2	3					
Totals.....		19-70	1-15	3-4	19	16	35	20	42	6	15	2 4 200
TOTAL FG% 1st Half: 8-37		21.6%	2nd Half: 11-33		33.3%		Game: 27.1%		DEADB			
3-Pt. FG% 1st Half: 0-4		0.0%	2nd Half: 1-11		9.1%		Game: 6.7%		REBS			
F Throw % 1st Half: 1-2		50.0%	2nd Half: 2-2		100 %		Game: 75.0%		0			

Officials: Lisa Mattingly, Laura Morris, Felicia Grinter

Technical fouls: #1 South Carolina-None. Florida-None. Attendance: 1503

Score by Periods

	1st	2nd	Total
#1 South Carolina.....	40	37	77
Florida.....	17	25	42

UF #1 R. Williams fouls out at 11:41(2)

Points in the paint-SC 46,UF 26. Points off turnovers-SC 20,UF 13.

2nd chance points-SC 11,UF 12. Fast break points-SC 14,UF 4.

Bench points-SC 47,UF 23. Score tied-1 time. Lead changed-1 time.

Last FG-SC 2nd-04:41, UF 2nd-00:52.

Largest lead-SC by 40 2nd-04:41, UF by 2 1st-18:19.

SC led for 36:43. UF led for 00:54. Game was tied for 02:23.

## Game 19: #1 South Carolina 77, Florida 42

January 19, 2015 \* Gainesville, Fla. \* Stephen C. O'Connell Center

GAINESVILLE, Fla. -- Sophomore **Ronni Williams** team-leading 12 points weren't enough to help Florida top No. 1-ranked South Carolina's squad, which featured three players scoring in double figures, as the Gators fell to a dominant Gamecocks team, 77-42, Monday evening in the Stephen C. O'Connell Center.

The Gators got on the board first as the Gamecocks struggled to make their shots fall in the first few minutes, but South Carolina found its rhythm and strung together an 11-0 run, shooting 5-for-5 from the field during that span, to make it an 11-2 game at the 14:25 mark in the opening half. Despite a slow start, the Gamecocks seemingly couldn't miss a shot once they got rolling, hitting 11 consecutive attempts across a 7:45 stint. The home team shot a cold 18 percent during that same time frame and would never recover.

Florida attempted 37 shots compared to South Carolina's 25 through the first 20 minutes, but the Gators managed to hit just eight shots (21.6%), while the Gamecocks sunk 17 (68.0%).

The home team entered the locker room trailing 40-17.

The scoring to open the second stanza was back and forth through the first 4:58, but the visitors significantly widened the gap after an 18-2 run over 4:02, shooting an efficient 8-for-10 during that streak, and placed the game further out of Florida's reach.

South Carolina shot 59.3% (32-for-54) for the game, while Florida managed to hit just 27.1% of its season-high 70 shots attempted (19-for-70).

Redshirt senior **Kayla Lewis** led the Gators on the glass for the second consecutive contest, collecting eight boards.

South Carolina's leading scorer, Tiffany Mitchell, led the charge for the Gamecocks with 18 points on 8-for-10 shooting, including 1-for-1 from behind the arc. Mitchell ranks third in the Southeastern Conference in scoring and entered tonight's contest averaging 15.1 points per game.

## Turning Point:

- Sophomore **Ronni Williams** scored the game's first bucket with a layup at the 18:19 mark, but South Carolina answered with an 11-0 run and never looked back. The Gamecock lead grew to as many as 24 in the first half, which proved to be too large of a deficit to overcome.

## Numbers of Note:

- South Carolina's bench outscored UF's, 47-23
- Florida turned the ball over 15 times, which led to 20 USC points
- The Gamecocks won the points in the paint battle, 46-26
- The Gators attempted a season-high 70 shots from the field
- UF dropped to 0-11 all-time against the No. 1-ranked team

## Individuals:

- January Miller** netted her 650th career point and her 250th rebound in the second half
- Brooke Copeland** scored her 100th career point in the final minute of tonight's contest
- Redshirt junior **Viktorija Dimalte** entered the having played just 2+ minutes in three career SEC games, but tonight saw 10 minutes of action, blocked one shot and collected one steal

## Double-Figures:

- Ronni Williams** (12) was the lone Gator to score in double-figures

meet



## freshman Eleanna Christinaki

(pronounced: L-ee-ON-uh chris-tin-OCK-ee)

6-0 \* Guard \* Athens, Greece

### Where she ranks among all SEC freshmen in league games:

- No. 1 **Scoring**  
 No. 1 **Assists**  
     (No. 5 among ALL players)  
 No. 1 **Assist/Turnover Ratio**  
     (No. 6 among ALL players)

### Where she ranks among the Gators in SEC games:

- No. 1 **Scoring**  
 No. 1 **Assists**  
 No. 1 **Assist/Turnover Ratio**  
 No. 1 **Minutes Played**  
 No. 2 **Free Throw Pct.**

### Christinaki in SEC Games

Opponent	Pts-Reb-Ast	Worth Noting
#8 MISSISSIPPI STATE	7-4-2	3 offensive rebounds
at #12/11 Tennessee	18-6-8	game's leading scorer
at Ole Miss	4-1-10	10 ASSISTS, 3 turnovers
GEORGIA	11-5-2	just 1 turnover
LSU	15-2-2	game's leading scorer
ALABAMA	16-2-4	team's leading scorer
at #23 Mizzou	8-1-2	team's third-leading scorer
at Arkansas	16-4-3	game's leading scorer (tied)
#12 KENTUCKY	12-1-11	11 assists; game-clinching FTs
#12/11 TEXAS A&M	9-3-1	5 pts during game-changing run

### in Notable Non-Conference Games:

Opponent	Pts-Reb-Ast	Worth Noting
#6/7 Florida State	13-3-7	just 4 turnovers, 4 steals
at Wisconsin	21-5-2	game's leading scorer
NC State	18-4-2	game's leading scorer + 3 steals
vs. UCF	14-10-9	just missed triple-double

### Also of Note:

- 13 double-figure scoring games (teams lead)
- UF's leading scorer in **SEVEN** games (most on team)
- UF's assists leader in **13 games** (most on team - and is NOT a point guard)
- **THREE-time** SEC Freshman of the Week

## 2015-16 Gator Women's Basketball

### Game Day Story Lines

- Florida observed on Sunday its one bye from SEC action and returns to the court on Thursday, February 11 when the Gators play at league-leader South Carolina.
- Tip-off from the Colonial Life Arena is scheduled for 7 p.m. ET.
- While there will not be television coverage of the game, live streaming video will be provided by SEC Network +.
- SEC Network + is only available through WatchESPN (accessible through the WatchESPN app) and on SECNetwork.com

### Where we Stand

- The Gators enter Thursday's set of league games with a 7-3 SEC record, a half-game behind Mississippi State (8-3 SEC) for second place in the SEC standings.
- South Carolina is 10-0 in SEC action.
- Mississippi State is at Texas A&M (6-4) on Thursday.
- Texas A&M sits in fourth place in the SEC standings, a half-game in front of Georgia (6-5) and Auburn (6-5).
- SEC women's basketball does NOT divide teams into East-West like other league sports - just Nos. 1-14.

### 10 Down, 6 to Go!

- Florida has just six regular-season games remaining, including Thursday's outing at South Carolina.
- Four of the six games are on the road.
- A look at Florida's closing stretch:**
- Feb. 11 at #2 South Carolina (10-0 SEC)
- Feb. 14 at Auburn (6-5 - T-No. 5 in SEC)
- Feb. 18 host Vandy (4-6 - No. 11 in SEC)
- Feb. 21 at Georgia (6-5 - T-No. 5 in SEC)
- Feb. 25 at LSU (2-9 - No. 14 in SEC)
- Feb. 28 host Auburn (6-5 - T-No. 5 in SEC)

### Run vs. Ranked Teams Off to a Good Start

- Florida is playing the final game of a three-game span against three teams each ranked in the top-12 of the national polls.
- The Gators defeated No. 12 Kentucky, 85-79 in Gainesville on January 31 ...
- Before knocking off No. 12/11 Texas A&M, 83-81 in Gainesville on February 4.
- Next up: No. 2 South Carolina on Thur., February 11 in Columbia.

### Preseason Picks

- Florida** was voted by the league's coaches and media to finish 12th in the 14-team league.
- South Carolina** was selected to win the SEC by the coaches and by the media.

### Picked No. 12 ... Defeated No. 12 three times

- During the preseason, Florida was picked to finish 12th in the SEC standings by the leagues coaches and media.
- This season, Florida has defeated **THREE** teams that were ranked No. 12 at the time of tip-off: No. 12/11 Tennessee, No. 12 Kentucky and No. 12 Texas A&M.

### The Series vs. South Carolina

- 24-Game Series: UF leads 20-14
- UF Home: 8-8; **Away: 10-6**; Neutral: 2-0)
- South Carolina has won the last six meetings in the series.
- Florida's last win against the Gamecocks

was a 65-63 thriller on Jan. 9, 2011 in Columbia: Lanita Bartley stole the inbound pass underneath Florida's basket and converted a three-point play with 16.7 seconds remaining and the Gator defense did the rest as Florida earned a 65-63 victory at South Carolina at Colonial Life Arena in front of 3,071. In a tight game that featured 13 lead changes and nine tied scores, Florida collected its first true road win of the season.

### Gripping Gators

- Florida is **10-3 this year** in games decided by **10 points or less, including 6-2 in SEC games**
- 2015-16 games: Temple, Florida State, Ball State, Arkansas State, NC State, Mississippi State, Tennessee, Georgia, LSU, Alabama, Arkansas, Kentucky and Texas A&M.
- 14 of UF's 30 games last year were **decided by 10 points or less**. The Gators were **5-9** in those games.
- 17 of Florida's games in 2013-14 were decided by 10 points or less (10-7 record).
- Last year, 10 of the Gators' 16 **SEC games** were decided by **eight** points or less (2-6 this year)

### A Gator Win on Thursday would ...

- Be the third-best **24-game record** in program history, trailing only the 22-2 record of the 2008-09 and the 2000-01 clubs.
- Be UF's first win against South Carolina since January 9, 2011
- Snap South Carolina's six-game win streak in the series.
- Give the Gators their 20th win of the season.
- Be UF's fifth win over a ranked opponent this season.
- Tie the highest-ranked opponent the Gators have ever defeated (downed No. 2/3 LSU on Feb. 16, 2006)

### One Win from 20

- Florida enters today's game with **19 wins** - one shy of the notable 20-win mark.
- Florida has had **14 seasons** with 20 wins, with **five of them coming under current head coach Amanda Butler**.
- The **last 20-win season**: 2013-14 finished 20-13
- The last time UF won 20 games before the start of the SEC Tournament was during the 2008-09 season, when the Gators tied the program record for wins with a 24-8 record and advanced to the NCAA second round where they lost at eventual champion UConn.

### Florida vs. Ranked Teams

- UF is **4-2 this year** against ranked teams.
- > Defeated No. 6/7 Florida State, 82-72
- > Lost to No. 8 Mississippi State, 76-70
- > Defeated No. 12/11 Tennessee, 74-66
- > Lost to No. 23/rv Missouri, 79-64
- > Defeated No. 12 Kentucky, 85-79
- > Defeated No. 12/11 Texas A&M, 83-81
- UF is **37-73 at HOME** vs. ranked teams (**3-1 this year**)
- LAST YEAR**: The Gators were **1-5 vs. ranked teams** during the 2014-15 season.
- Three of the six** games last year were decided by eight points or less.

### Numbers of Note

#### <<< POINTS >>>

- 4** points shy is **Eleanna Christinaki (246)** of her 250th career point
- 19** points shy is **Brooke Copeland (181)** of her 200th career point
- 19** points shy is **January Miller (881)** of her 900th career point

#### <<< THREE-POINTERS >>>

- 2** three-pointers shy is **Carlie Needles (192)** of her **194th career** **trex** that would move her into at tie for fourth place in UF history; currently No. 4 is **Jordan Jones (2009-12)**

#### <<< REBOUNDS >>>

- 2** rebounds shy is **January Miller (323)** of her 325th career rebound
- 4** rebounds shy is **Haley Lorenzen (246)** of her 250th career rebound

#### <<< ASSISTS >>>

- 4** assists shy is **January Miller (121)** of her 125th career assist
- 5** assists shy is **Carlie Needles (195)** of her 200th career assist

#### <<< STEALS >>>

- 2** steals shy is **Carlie Needles (148)** of her 150th career steal
- 6** steals shy is **January Miller (144)** of her 150th career steal

#### <<< BLOCKS >>>

- 1** block shy is **Haley Lorenzen (49)** of her 50th career block
- 2** blocks shy is **Ronni Williams (78)** of her 80th career block

#### <<< STREAKS & STUFF >>>

- 121** games played by **Carlie Needles** in her career
- 123** games played by **January Miller** in her career [125 games is Tied-No. 10 in UF history]
- 21** points scored by **Ronni Williams** vs. Florida State (Nov. 16), **Haley Lorenzen** vs. Ball State (Nov. 27) and by **Eleanna Christinaki** at Wisconsin (Dec. 10), is the most by a Gator in a game this year
- 12** straight made free throws by **Cassie Peoples** - who is 2 makes shy of tying her season-long (14; 19 is career)
- 25** consecutive games with a 3-pointer (went 0-8 at Texas A&M, Feb. 22 2015 and snapped a 156-game streak dated back to November 2010)
- 51** consecutive games scored in by **Haley Lorenzen** (active team-best streak)



## 2015-16 Gator Women's Basketball

### Associated Press Poll

Week 14: February 8, 2016

1	Connecticut (32)	800
2	<b>South Carolina</b>	<b>765</b>
3	Notre Dame	739
4	Baylor	699
5	Maryland	660
6	Texas	653
7	Ohio State	599
8	Oregon State	580
9	Arizona State	518
10	<b>Florida State</b>	<b>515</b>
11	<b>Mississippi State</b>	<b>485</b>
12	Louisville	418
13	Stanford	389
14	UCLA	366
15	<b>Texas A&amp;M</b>	<b>354</b>
16	<b>Florida</b>	<b>305</b>
17	Michigan State	286
18	<b>Kentucky</b>	<b>231</b>
19	Miami (FL)	219
20	Oklahoma State	202
21	Oklahoma	132
22	South Florida	115
23	DePaul	84
24	West Virginia	80
25	<b>Tennessee</b>	<b>49</b>

**Others receiving votes:** Missouri 35, Syracuse 23, Colorado State 23, BYU 20, Washington 12, Duquesne 12, Georgia 9, UTEP 6, Albany 5, Minnesota 3, George Washington 3, Purdue 3, Green Bay 1, Oregon 1, Arkansas State 1

### WBCA/USA Today Coaches' Poll

Week 14: February 9, 2016

1	Connecticut (32)	800
2	<b>South Carolina</b>	<b>750</b>
3	Notre Dame	746
4	Baylor	707
5	Texas	660
6	Ohio State	644
7	Maryland	601
8	Oregon State	589
9	<b>Florida State</b>	<b>534</b>
10	Arizona State	500
11	<b>Mississippi State</b>	<b>457</b>
12	Louisville	410
13	<b>Texas A&amp;M</b>	<b>398</b>
14	Stanford	373
15	Michigan State	340
16	UCLA	296
17	Miami (FL)	265
18	<b>Kentucky</b>	<b>262</b>
19	<b>Florida</b>	<b>237</b>
20	South Florida	163
21	Oklahoma	135
22	Syracuse	121
23	DePaul	113
24	Duquesne	51
25	Oklahoma State	51

**Others receiving votes:** BYU 44, Missouri 31, Tennessee 31, St John's 16, West Virginia 14, Seton Hall 13, George Washington 10, Duke 8, Green Bay 8, Albany 5, Florida Gulf Coast 4, Western Kentucky 4, Auburn 4, UTEP 2, NC State 2, Colorado State 1

## Florida Week-by-Week in the 2015-16 National Polls

Week	AP	WBCA/USA Today Coaches
Preseason	nr (6/9)	nr (6/8)
Nov. 16	nr (6/8)	RV (6/8)
Nov. 23	RV (6/8)	nr (6/8)
Nov. 30	RV (6/8)	RV (6/8)
Dec. 7	RV (6/8)	RV (6/9)
Dec. 14	RV (6/8)	RV (6/9)
Dec. 21	RV (7/8)	RV (7/9)
Dec. 28	RV (7/8)	RV (6/9)
Jan. 4	RV (7/8)	RV (6/9)
Jan. 11	20 (7/7)	21 (6/9)
Jan. 18	22 (7/8)	23 (6/9)
Jan. 25	RV (7/7)	RV (7/8)
Feb. 1	22 (7/8)	22 (7/8)
Feb. 8	16 (6/9)	19 (5/9)

(opponents in Top-25/total receiving votes)

**BOLDFACE** indicates 2015-16 opponent

### Florida in the National Rankings

- All-time weeks in AP poll: **136**
- Highest AP ranking: 5th, Nov. 24, 1997
- Highest Coaches' ranking: 5th, 11/25/1997
- First AP ranking: 19th, Dec. 26, 1983
- Last AP rank (prior to this season): 22nd, final 2008-09 poll
- Last Coaches' rank: 23rd, final 2008-09 poll

- UF was 3-6 during the 2013-14 season vs. ranked opponents
- The highest-ranked team the Gators have ever defeated was No. 2/3 LSU, back on Feb. 16, 2006, when UF stunned the eventual Final Four Tigers, 79-78 in overtime inside the O'Connell Center under Carolyn Peck's direction.
- The highest-ranked team the Gators have defeated under **Amanda Butler** was No. 6 - TWICE! Florida State, 82-72, in Gainesville on Nov. 16, 2015 and Kentucky, 83-73, in Lexington on Jan. 5, 2014

### UF's Upset Victories vs. Higher-Ranked Opponents (using AP Poll ranking at game time)

- **56 All-Time Upset Wins (3 this year)**
- 30 upset wins at home (3 this year)
- **18 upset wins on away courts**
- 8 upset wins on neutral site courts
- **35 upset wins when UF was not ranked, including 16 under Coach Butler (3 this year)**

### Looking Back:

#### Florida def. No. 12/11 Texas A&M Thursday, February 4

- No. 22 Florida battled back from an eight-point deficit to upset No. 12/11 Texas A&M, 83-81, on Thursday (Feb. 4) at the O'Connell Center.

### Williams is Working!

Year-by-Year improvements by **Ronni Williams**:

Year	Scoring	Rebounding	FT%	FG%
Freshman	8.1	5.5	55.2%	49.6%
Sophomore	10.3*	5.5	66.7%	42.4%
<b>Junior</b>	<b>11.0*</b>	<b>7.6*</b>	<b>66.7%</b>	<b>52.4%</b>

\*team leader

- Florida was led by junior **Ronni Williams**, who became the first Gator in over eight years to score at least 20 points and grab 15 rebounds in a game.
- **Simone Westbrook** added 15 points on 6-of-9 shooting, while **Dyandria Anderson** made some of the night's biggest shots en route to a 12-point outing

### How It Happened:

- After a closely-contested first half which saw the Gators respond to every Texas A&M run, they faced an eight-point deficit (49-41) at the 5:11 mark of the third quarter. It was the first time all night it felt as though the Aggies were truly pulling away.
- But, much like the opening two stanzas, Florida answered. Over the final five-plus minutes, the Gators outscored the Aggies 24-11, and rattled off a 13-2 run over the final 2:11 of the quarter.
- During that game-changing stretch, **Eleanna Christinaki** and Williams scored five points apiece, while Anderson drained a pair of threes, one of which gave Florida a 57-56 lead with 90 seconds remaining in the quarter. Westbrook scored the Gators' final five points of the frame, including a buzzer-beating three from nearly four feet behind the arc.
- The Gators didn't just protect their 65-60

### Record Through First 23 Games, All Time

Season	Record	thru 24 Gms	future loss
2008-09	21-2	22-2	22-3
2000-01	21-2	21-3	21-4
<b>2015-16</b>	<b>19-4</b>	<b>TBA</b>	<b>TBA</b>
1984-85	18-5	18-6	19-7
2005-06	18-5	18-6	19-7
1995-96	17-6	17-7	21-8
1994-95	17-6	18-6	18-7

lead—which, at the time, was their largest of the night—they expanded it. Florida turned the volume up on defense, creating turnover after turnover and flustering the Aggies and eventually establishing a seven-point advantage at the 6:21 mark of the fourth.

- Texas A&M strung together a rally of its own, retaking the lead, 79-77, with 2:37 left before Christinaki drained a game-tying jumper. Two freebies from Christinaki and a jumper by Westbrook at the 1:02 mark made it a four-point Gators lead (83-79).
- The Aggies had two attempts to win or tie the game in the final 30 seconds, but both shots were off the mark.
- The Gators became the first team since Oklahoma (Jan. 17, 2001) to defeat Texas A&M when it scored at least 81 points.

### What's Next?

- Florida continues its road jaunt with a trip to The Plains where the Gators play Auburn on Sunday, February 14.
- Florida has not responded well to playing on Valentine's Day, seemingly heartbroken when the final horn sounds. The Gators are 3-9 all-time playing on February 14, including 1-7 versus SEC opponents.

### Gator Watch

- **Ronni Williams**, a preseason Second Team All-SEC performer, is UF's leading scorer (11.0 ppg) and rebounder (7.6 ppg).
- In SEC games, Williams is averaging 11.3 points (second behind freshman Eleanna Christinaki (11.6 ppg)) and a team-best 8.8 rebounds per game.
- Williams ranks No. 5 in the SEC for re-

## 2015-16 Gator Women's Basketball

bounding in league games

- She has recorded seven double-doubles this season (12 in career)
- Has 13 double-figure scoring games this year (tied for most on team with Christinaki)
- **SEC Player of Week** (honored Feb. 9) for 20-point, 15-rebound game vs. No. 12 Texas A&M - first such honor of career

### Rookie Review

- **Eleanna Christinaki** is the only true freshman on the Gator squad and has made quite an impact!
- Has scored in double-figures in 11 of the last 16 games (entering South Carolina)
- Has **13 double-figure scoring games** - tied for most on the team
- Is UF's **assists leader**
- Has been UF's leading game **scorer seven times**
- Has been UF's leading **rebounder twice**
- Has been UF's **assists leader in a team-best 12 games**
- THREE TIMES named the **SEC Freshman of the Week** (Dec. 8-14, Jan. 5-11 and Jan. 25-Feb. 1)
- Just missed a **triple-double** vs. UCF (Dec. 30) - 14 points, 10 rebounds, 9 assists
- At Tennessee (in first SEC road game): game-high 18 points, game-high 8 assists with 6 rebounds
- Completed a '**career triple-double**' with 10 assists at Ole Miss (Jan. 10) ... had 10 rebounds vs. UCF (Dec. 30) and first double-digit scoring game was 13 points vs. Florida State (Nov. 16)

### BACK in Action

- Prior to the January 3 game against Mississippi State, **Carlie Needles** had started 25 consecutive games, as well as in 47 straight games she had played.
- She did not start vs. Mississippi State due to a back injury in the prior game, but played a team-high 28 minutes and responded with season and team-high 17 points.
- Needles did return to the starting line on January 7 at Tennessee and scored 15 points - all off three-pointers.

### Lovin' Lorenzen

- It's been everything EXCEPT a "sophomore slump" for **Haley Lorenzen**
- UF's third-leading scorer and second-leading rebounder
- This year has been UF's leading scorer in 3 games (tied for the third-most on the team)
- Has been UF's leading rebounder in a game four times (second-most on the team)
- Scored in a team-leading **51 consecutive games**
- Eight double-figure scoring games -(tied for fourth-most on the team)
- Earned MVP honors at the Omni Hotels Classic, Nov. 27-28 in Colorado, where she compiled 26 points (12-17), 16 rebounds, 4 steals

### Quick Study

- During the days leading up to UF's SEC opener against Mississippi State, sophomore **Haley Lorenzen** sat down with assistant coach **Shimmy Gray-Miller** (who

oversees the post players development with assistant coach **Murriel Page**).

- The two watched game clips following the morning shoot around, with Gray-Miller's complete emphasis on offensive rebounding.
- Lorenzen took the extra study session to heart.
- The result was a career-high-tying **seven offensive rebounds** against the taller, No. 8-ranked Bulldogs.

### STOP! THIEF! Wait - no, don't stop!

- Junior newcomer **Simone Westbrook** is a huge reason why the **Gators lead the SEC in steals** (all games & SEC games) this season.
- The crafty guard leads the team in thefts and **ranks No. 2 in the league** (all games) for steals (Tied-No. 6 in SEC games)!
- Westbrook has had at least one steal in every game except two (Arkansas State, Texas A&M).
- She's had a career-high six steals in four games this year.
- UF has posted 10-plus steals in all but four games this season.
- UF has at least 10 steals in 13 of the last 15 games (entering South Carolina game)

### And then there was 1

- Sophomore **Haley Lorenzen** is the only Gator who has scored in every game this season.
- Junior **Ronni Williams** has scored in every game she has played, however, she missed the December 20 contest against Saint Francis because she was resting after having her wisdom teeth extracted.
- Senior **January Miller** was on the list with Lorenzen until she was held scoreless against LSU (Jan. 17). Miller sported a 30-game win streak prior to that game.

### Well Deserved Honors

- When the SEC's weekly awards were announced on January 12, Florida's **Carlie Needles** and **Eleanna Christinaki** were honored as the SEC Player and Freshman of the Week, respectively.
- It marked the first time that one school swept both awards since December 3, 2013.
- The individual honor is the first for Needles.
- This was the second time this year Christinaki has been recognized as the league's rookie of the week.

### Carlie for '3'

- Redshirt senior **Carlie Needles** scored in doubles-figures in three consecutive games to start the SEC season: No. 8 Mississippi State (17 points), No. 12/11 Tennessee (15 points) and at Ole Miss (11 pts).
- This was the second three-game double-figure scoring game of her career.
- The other run came during her sophomore year (2013-14) against Troy (11 pts), Saint Francis (12) and Tennessee State (10 pts).

### 20-20 Vision

- Last year not one Gator scored 20 points in a single game (yes, that is correct).
- **SIX** different Gators scored at least 20 points this year:

## Where We Rank **NATIONALLY**

### UF rankings in the Top-25

(thru games played February 7)

No. 3	Turnovers forced
No. 3	Steals
No. 3	Steals per game
No. 9	Free Throw Attempts
No. 9	Scoring Offense
No. 10	Offensive Rebounds per game
No. 16	Rebounds per Game
No. 19	Free Throws Made
No. 20	Rebounds

**NCAA RPI - 23 (as of February 8)**

## Where We Rank in the **SEC**

### UF rankings in the Top-5

(entering games scheduled for February 22)

Category	All Games	SEC Games
Scoring Offense.....	1	2
Scoring Margin.....	5	-
FG Percentage.....	5	3
Rebounding Offense.....	1	2
Blocked Shots.....	3	4
Assists.....	3	2
Steals.....	1	1
Offensive Rebounds.....	3	2
Defensive Rebounds.....	4	-
Offensive Rebound Pct.....	2	2
3-Point FG Made.....	5	2

	All	SEC
<b>Eleanna Christinaki</b>		
Scoring.....	25	16
Assists.....	8	4
Assist/Turnover Ratio ..	10	6
<b>Tyshara Fleming</b>		
Blocked Shots.....	3	4
<b>Haley Lorenzen</b>		
Offensive Rebounds ...	14	T13
<b>Carlie Needles</b>		
3-PT FG Made.....	14	8
<b>Simone Westbrook</b>		
Steals.....	2	T6
<b>Ronni Williams</b>		
Scoring.....	23	18
Rebounding.....	10	5
Defensive Rebounds ..	7	5
Offensive Rebounds ...	-	T13

- **Ronni Williams** (21 vs. Florida State; 20 vs. Texas A&M), **Eleanna Christinaki** (21 at Wisconsin), **Haley Lorenzen** (20 vs. Ball State), **Cassie Peoples** (20 at Wisconsin), **Tyshara Fleming** (20 vs. Saint Francis) and **Simone Westbrook** (20 vs. Kentucky)

### Florida's DEPTH at a Glance!

On the 13-player roster...

- 10 Gators average at least 12.7 minutes of playing time per game
- 9 Gators average at least 5.1 points per game
- 11 Gators have made at least one three-pointer (Fleming and Lorenzen have never attempted a three-pointer).
- 11 have started at least one game during their respective Gator careers (Dimaitte and Young have not), while 10 of the 13 have started at least once this season.
- 8 have been UF's leading scorer in a game
- 7 have been UF's leading rebounder in a game this season



## 2015-16 Gator Women's Basketball

### Balance, too!

- UF ranks No. 9 in the nation in scoring offense (81.0 ppg), however, the team's leading scorers - **Ronni Williams** and **Eleanna Christinaki** - average just 11.0 and 10.7 points per game, respectively.
- Sophomore **Haley Lorenzen** averages 9.6 points, while senior **Cassie Peoples** and junior **Simone Westbrook** are close behind at 8.7 per game apiece.

### Sharp-Shooting Career

- Carlie Needles** is **192-575 (33.4%)** in her career from the three-point arc.
- Entering today's game, she is No. 5 all-time in UF history
- She passed **Steffi Sorensen** (2008-10) for fifth in UF history during the Nov. 24 win against Savannah State.
- Next on UF's chart: 194 by **Jordan Jones** (2009-12).
- Needles is the **SEC's second-leading active career three-point shooter** for makes just behind Tiaria Griffin (204) of Georgia

### Quarterly Report

- Florida has outscored its opponent in **17 of 23 third quarters** this season (Temple, Ole Miss, Georgia, LSU, Alabama and Missouri are the only teams to outscore the Gators in the third)
- The Gators have won or tied the **fourth quarter in 17 of 23 games** (did not against N.C. State, UCF, Ole Miss, Missouri, Kentucky and Texas A&M; tied at Arkansas)

### Good to Be Back!

- Florida was ranked No. 20 in the January 11, 2016 Associated Press national poll.
- This was the team's first top-25 ranking since being No. 22 in the final poll of the 2008-09 season.
- After splitting results last week with a loss to Georgia and win against LSU, Florida fell to No. 22 in the AP poll and No. 23 in the coaches poll.

### Gators as a Ranked Team

- UF is 154-79 all-time (**3-2 this year**) playing as a ranked team
- 83-20 record when playing at home (3-1 this year)
- 44-38 record when playing on an away court (0-1 this year)**
- Prior to this season, the last game UF played as a ranked team: March 24, 2009 at No. 1 Connecticut (L, 87-59) in the second round of the NCAA Tournament.
- PRIOR to this season, the last time UF played a HOME game as a ranked team: Feb. 22, 2009 - No. 15 Gators vs. South Carolina (W, 82-66)

### Ranked Gators vs. Ranked Opponent

- The January 24th game against No. 23 Missouri was UF's first game playing as a ranked team facing a ranked foe since March 24, 2009, when No. 22 UF lost at No. 1 UConn, 87-59, in the NCAA Second Round.
- It was the first time playing a regular season game since Feb. 12, 2009, when No. 9 UF lost at No. 24 Vanderbilt, 84-68.
- Overall Record: 37-41 (1-1 this year)**
- Record on Home Court: 19-13 (1-0 this

year)

- Record on Away Court: 9-17 (0-1 this year)**

### At the Halfway Mark

- The January 28 contest at Arkansas was UF's eighth SEC game of season, marking the halfway point of league action.
- Florida posted a 5-3 SEC record during the first half of league play.
- The 5-3 record placed the Gators tied for third in the 14-team conference race, even with Mississippi State, a half-game back of Texas A&M (5-2) and a half-game ahead of Vanderbilt (4-3).

### What is this game called a Super Bowl?

- Florida had a bye on Sunday, February 7 - marking the first time since the 1997-98 season that the Gators did not play on Super Bowl Sunday!
- Florida had played on Super Bowl Sunday for each of the last 17 years, sporting a, 11-6 record during that span when playing on the big day.
- Overall, Florida is 12-10 when playing on Super Bowl Sunday.

### Walk it Off

- Cassie Peoples** earned her Bachelor's degree in Telecommunications Media and Society following the 2015 Summer session, however, she didn't get the chance to 'walk' with her peers when they received their diploma.
- Peoples walked during the December 19 graduation ceremony held in the O'Connell Center - the day before she embarked on becoming the MVP of the Gator Holiday Classic for the second time in her career (she also was named MVP of UF's home event in 2013).

### First Degree

- Three** Gators have already received their respective Bachelor's degrees:
- Viktorija Dimaite** - Anthropology and Criminology (dual major) (Spring '15)
- Carlie Needles** - Telecommunications: Media and Society (Spring '15)
- Cassie Peoples** - Telecommunications Media and Society (Summer '15)

### Twice the Fun

- In this year's 16-game SEC schedule, the Gators will play Auburn, Georgia and LSU twice.

## Carlie's Career Climb

UF's Career Leaders for THREE-POINT FG MADE



#1

246

Talatha Bingham, 1995-99



#2

230

Brandi McCain, 1998-02



#3

212

Sha Brooks, 2005-09



#4

194

Jordan Jones, 2009-12



#5

192

Carlie Needles, 2012-pres



T-#6

161

Steffi Sorensen, 2008-10



### January's Jaunt to 1,000

Senior **January Miller** has more **career points** than any active Gator.

**881** career points

### All-Time Series Records vs. SEC Opponents (includes all meetings)

Opponent	Overall W/L	Under Butler	Home W/L	Away W/L	Neutral W/L	Series Streak	Last Meeting
Alabama	27-29	9-3	16-7	8-12	3-10	Won 6	W, 80-72, 1/21/16 (H)
Arkansas	25-9	11-3	11-3	10-5	4-1	Won 2	W: 71-66, OT, 1/28/16 (A)
Auburn	20-33	7-4	10-10	6-14	4-9	Lost 1	L: 49-71, 3/4/15 (N)
Georgia	15-52	5-12	10-23	5-27	0-2	Lost 2	L: 61-71, 1/14/16 (H)
Kentucky	25-27	4-9	13-9	9-14	3-4	Won 1	W: 85-79, 1/31/16 (H)
LSU	13-26	4-6	8-12	4-13	1-1	Won 1	W: 53-45, 1/17/16 (H)
Mississippi	20-15	7-3	8-9	12-5	0-1	Won 1	W: 85-65, 1/10/16 (A)
Mississippi St.	25-20	9-3	13-7	8-12	4-1	Lost 2	L: 70-76, 1/3/16 (H)
Missouri	0-5	0-5	0-2	0-3	0-0	Lost 5	L: 79-64, 1/24/16 (A)
<b>South Carolina</b>	<b>20-14</b>	<b>6-7</b>	<b>8-8</b>	<b>10-6</b>	<b>2-0</b>	<b>Lost 6</b>	<b>L: 77-42, 1/19/15 (H)</b>
Tennessee	3-48	2-13	2-19	2-20	0-9	Won 1	W, 74-66 1/7/16 (A)
Texas A&M	1-4	1-3	1-1	0-3	0-0	Won 1	W: 83-81, 2/4/16 (H)
Vanderbilt	21-33	3-8	10-13	8-17	3-4	Lost 1	L-OT, 75-76, 2/19/15 (H)
<b>OVERALL</b>	<b>216-314</b>	<b>67-77</b>	<b>109-122</b>	<b>83-150</b>	<b>24-42</b>	<b>Won 3</b>	

## What a Difference a Year Makes!

- It took the Gators 16 games this season to record their 14th victory this season and surpass last year's entire 13-win total.
- UF's win at Ole Miss on January 10 was the team's 14th victory of the year.

## What a Run!

- After a season-opening loss at Temple, Florida won its next 12 games, a run that tied for the second-longest in program history.
- The streak began with an 82-72 win against No. 6/7 Florida State on November 16 and ended with a 76-70 loss to No. 8 Mississippi State on January 3, 2016.
- The Gator's 12-1 record tied for the fourth-best 13-game record in program history.
- The Gators earned victories in four different states during the streak: Florida, Colorado, Alabama and Wisconsin.

## Dandy December

- The Gators closed out their December schedule with a 7-0 record.
- This is the fifth time in program history the Gators were perfect during the month of December.
- Other Undefeated Decembers include:
  - 1983-84 (7-0)
  - 1989-90 (6-0)
  - 2005-06 (7-0)
  - 2013-14 (5-0)

## See you Again Soon!

- The Jacksonville Veterans Memorial Arena will play host to the 2016 SEC Tournament, March 2-6.
- It is the first time the SEC's postseason tournament will be contested in the state of Florida.
- UF and Mississippi State got a quick preview of the arena on December 30, when the teams represented the league in the SEC-AAC Challenge, with the Gators defeating UCF and the Bulldogs downing South Florida.

## 2013 & 2015 GHC was for the Peoples

- Florida's **Cassie Peoples** was named the MVP of the 2013 AND the 2015 Gator Holiday Classic.
- In the 2013 event, she scored a career-high 24 points on 10-of-14 shooting in the championship game win against FIU.
- In the 2015 Classic, Peoples averaged a team-best 14.0 points, while hitting 45 percent (9-20) of her shots from the floor, with five assists and seven steals.

## Every Day of the Week

- Florida's win against UCF on December 30 was the team's first game played on a Wednesday this season.
- That victory provided the last one needed to earn a win on each day of the week this year!

## Alma Mater/SEC Coaching Pride

- Seven of the 14 SEC head coaches have a college degree from an SEC school, however, Florida's **Amanda Butler** and Tennessee's **Holly Warlick** are the only two SEC head coaches currently at the helm of the program of which they once played.
- Arkansas' Jimmy Dykes has returned to coach his alma mater, but naturally didn't play for the women's hoops team.
- Georgia's Joni Taylor played college ball at Alabama.
- Kentucky's Matthew Mitchell is a graduate of Mississippi State.
- LSU's Nikki Fargas starred at Tennessee.
- Mississippi State's Vic Schaefer is a Texas A&M graduate.

## FSU Win Aftermath - People Noticed

- The Gators defeated No. 6/7 Florida State, 82-72, on Monday, Nov. 16.
- Florida's win was impressive enough that the voters of the WBCA-USA Today Coaches' Poll took notice and gave the Gators 20 votes the following day (Nov. 17 poll) - **ranking them unofficially at No. 33 in the country.**
- It was the first time UF has received votes in the COACHES poll since Feb. 16, 2014. The Gators lost consecutive games (vs. Missouri and at South Carolina) and lost their votes.
- This was the first time UF has received votes in either major national

# Early Signing Period Gators

## UF Head Coach Amanda Butler on the Signing Class overall:

"There is a lot of diversity in each of their games. You've got the speed and athleticism, the size and versatility. It's a trio that can score a lot of points. I love how much they fit in with our team and our culture. All three of them came on their visit to UF together and they seemed to instantly click. It's going to be a really, really strong class that's going to add to an exciting group of returners."

## Florida Gators Signing Class, at a Glance

- Sydney Morang** (5-10, Wing, New Providence, N.J / New Providence HS)
- Sydney Searcy** (5-7, Guard, Ponte Vedra Beach, Florida / Nease HS)
- Delicia Washington** (5-10, Guard, Glen St. Mary, Florida / Baker County HS)

## Sydney Morang

### (5-10, Wing, New Providence, N.J / New Providence HS)

- 2013-14 and 2014-15 NJ.com Union County Conference Player of the Year
- 2014-15 NJ.com First Team All-Junior
- 2014-15 First Team Union County Conference All-Stars, voted by UCC coaches
- Junior Year (2014-15): averaged 22.9 points, 9.4 rebounds, 2.3 assists, 2.2 steals, 5.3 made FTs
- Sophomore Year (2013-14): averaged 19.9 points, 9.4 rebounds
- 2013-14 First Team All-Group 1, reported by nj.com
- 2013-14 First Team All-Sophomore/Freshman, reported by nj.com
- Topped the 1,000-career point milestone during her sophomore year, fastest player in school history to reach the plateau
- Left-handed
- Entering senior year: 1,800 points, 747 rebounds, 229 steals, 181 assists
- Played with same nationally-recognized summer program Philly Bells as Gator great Sarah Lowe
- Evaluation on ESPN: "IMG Academy-September 2015: Consistent perimeter prospect delivers to the arc with smooth stroke; handles and passes in transition; executes in half-court game, teammate. (Olson)"

## UF Head Coach Amanda Butler on Sydney Morang:

"Sydney brings size and length to the court and has a really high basketball I.Q. She's a left-handed player who can really shoot the ball. Playing with a variety of competitive programs has really prepared her for our level. Sydney's personality was a great fit with our team. She's going to be a fantastic contributor."

## Sydney Searcy

### (5-7, Guard, Ponte Vedra Beach, Florida / Nease HS)

- St. Augustine Record's 2015 Co-Player of the Year
- 2014, 2015 First Team Florida Association of Basketball Coaches (FABC) 6A All-State
- Junior Year (2014-15): averaged 23 points, 5 rebounds, 6 steals and four assists
- Enters senior season with 1,496 career points
- Coached by the legendary Sherri Anthony at Nease HS
- FGB 15U won the 2013 Deep South championship
- Only other girl's basketball players from St. John's county to play collegiately at an SEC school are Gator great Steffi Sorensen and Kelly Stevenson
- Verbally committed to UF as a sophomore
- 2014 All-First Coast Team
- Evaluation on ESPN: "Apache Paschal Memorial-July 2015: Athletic combo-guard handles and creates in uptempo game; converts off turnovers in pressure; developing perimeter game consistency. (Olson)"

## UF Head Coach Amanda Butler on Sydney Searcy:

"Sydney has piled up a bunch of points during her career. She has really made a name for herself in the St. Augustine area because of her abilities. Coach Sherri Anthony relied on Sydney as soon as she joined the Nease program to help win games. Sydney is a scorer and a great athlete. She brings quickness to the court and is very excited to be a Gator."

## Delicia Washington

### (5-10, Guard, Glen St. Mary, Florida / Baker County HS)

- First player from Baker County High School to play Division I Basketball
- 2015 First Team Florida Association of Basketball Coaches (FABC) All-State
- 2014 All-First Coast Team
- Sophomore Year (2013-14): averaged 27.5 points - leading area scorer
- Also a very talented softball player, batting a career .447 with an on-base percentage of .526
- Evaluation on ESPN: "Apache Paschal Memorial-July 2015: Athletic off-guard flourishes in uptempo game; active in passing lanes, converts in pressure; mid-range game creator, attacks rim with body control to rim; perimeter game development is the key to next level production. (Olson)"

## UF Head Coach Amanda Butler on Delicia Washington:

"Delicia is one of the most dynamic guards in the country. She is a great with the ball in her hands. She's a scorer, a playmaker and a good all-around athlete. It's exciting to have two players so close to the UF campus, in Sydney (Searcy) and Delicia. They grew up Gator fans and wanting to help continue our tradition here."

## 2015-16 Gator Women's Basketball

poll since earning votes in the Associated Press Poll on Feb. 23, 2014.

### 7 Days, 3,902 Miles, 3 States, 4 Games, 4 Wins

- The most hectic TRAVEL portion of UF's schedule in finally in its rearview mirror!
- The run began when Florida played host to Savannah State on Tuesday, November 24.
- A little more than 12 hours after defeating the Tigers, 99-34, the Gators bussed 120 miles to the Orlando International Airport and flew 1,481 miles to Colorado to compete in Omni Hotels Classic, Nov. 27 and 28 against Ball State and Colorado.
- The team then departed the hotel in Boulder at 4:25 a.m. on November 29 and returned to Florida, where they bussed from Orlando to Gainesville and arrived at 6 p.m.
- 25 hours later, the Gators boarded another plane – this time out of Gainesville – and flew 350 miles to Mobile, Alabama, where they defeated South Alabama on Tuesday, December 1 and returned home immediately following the game.

### Homecoming, Part 1

- Redshirt freshman **Isis Young** made her collegiate debut this season and played in the opener at Temple located just 22 miles from her hometown of Berlin, N.J.
- Young scored seven points with two assists in her inaugural game.

### Homecoming, Part 2

- Redshirt senior **Carlie Needles** played collegiately in front of her hometown family and friends for the first time when the Gators participate in the 29th Omni Hotels Classic hosted by the University of Colorado.
- In her first appearance, she scored a season-high 13 points against Ball State en route to the 85-79 win.
- She departed Colorado with her 700th career point.
- Needles walked out of Coors Events Center with two wins. During her prep days, ThunderRidge HS twice reached the state semifinals held at that arena and went 0-2 during her time on the team.
- Boulder is approximately 46 miles from Needles' hometown of Highlands Ranch.
- Needles is the first Gator from the state of Colorado

### In Butler We Trust

- Head coach **Amanda Butler** signed a two-year contract extension through the 2019 season, Athletics Director Jeremy Foley announced at the end of last year.
- Butler is the second-winningest coach in program history.
- The Gators have averaged 19 wins per season during Butler's eight-year tenure at her alma mater and earned a postseason berth seven times.

### Home Away from Home?

- Four of the Gator's five SEC wins last year were away from the O'Connell Center.
- The February 26, 2015 game in Tuscaloosa was Florida's final SEC road game of the season and the Gators earned their fourth league road win of the year.
- The last Gator team that won at least four SEC road games – the 2005-06 squad.
- Only 5 SEC teams won at least 4 league road games – Florida was one of them!
- Florida was assigned with just three home games during the second half of its 16-game SEC schedule.

### Friday the 13th

- Florida launched its 42nd season of varsity competition at Temple on Friday the 13th, falling, 97-91, in Philadelphia.
- This was just the second time in program history that Gators will play a game on Friday the 13th.
- The only other time: Dec. 13, 1996, when the No. 24-ranked Gators upset No. 12 Iowa, 68-58, in a game played in Madison, Wisconsin.

### Friday the 13th - the Movie!

- During the preseason, head coach **Amanda Butler** and the Gators spent the night bonding and "team building" while "roughing it" at **Camp Crystal Lake** in Starke, Florida, located just a few miles outside Gainesville.
- The cinematic thriller "Friday the 13th" was filmed in Blairstown, New Jersey, at ... **Camp Crystal Lake**.

### High FIVE

- There are FIVE seniors on the Gators roster - the most since the 2011-12 squad also featured five seniors.
- Of those five, only **January Miller** is a 'true' fourth-year senior - **Carla Batchelor** played her first two years at NW Florida State College; **Viktorija Dimaite** is playing just her second year of college ball after because of an injury-plagued career; **Carlie Needles** redshirted her initial season due to injury; and **Cassie Peoples** transferred from Texas after playing six games and sat out the next year due to NCAA rules for transfers.
- The 2011-12 senior class: Deana Allen, Lanita Bartley, Jordan Jones, Ndidi Madu and Azania Stewart, who was the only 'true' senior that year.

### Flashback

- Florida, which finished the 2014-15 season with a 13-17 overall record, lost just one player to graduation. Redshirt senior **Kayla Lewis**, who capped her final collegiate season as the team's leading rebounder (6.4 rpg) and third-best scorer (9.1 ppg) and closed her career with 1,053 points, a total that ranked No. 22 in program history.

### UF's Longest Series Histories

School	Games Played	Overall W	L
1 Florida State	72	42	30
2 Georgia	67	15	52
3 Alabama	56	27	29
4 Vanderbilt	54	21	33
5 Auburn	53	20	33
6 Tennessee	52	4	48
7 Kentucky	52	25	27
8 Mississippi St.	45	25	20
9 Miami (Fla.)	42	28	14
10 South Florida	39	35	4

### Valentine's Day Record

All-Time Record: 3-9, 1-7 SEC (Home: 3-4, Away: 0-5)

Year	Opponent	W/L	Score	Point Differential
1976	Florida Tech (H)	L	65-68	-3
1977	South Florida (H)	L	56-57	-1
1981	Alabama (H)	L	63-95	-32
1983	Miami (H)	W	78-64	+14
1987	Kentucky (A)	L	76-83	-7
1990	Stetson (H)	W	84-64	+20
1993	#6 Auburn (H)	L	64-79	-15
1998	#24/23 Alabama (A)	L	51-73	-22
2002	Kentucky (H)	W	81-59	+22
2008	#24 Georgia (A)	L	66-85	-19
2010	#5 Tennessee (A)	L	44-83	-29
2013	#11/13 Texas A&M (A)	L	71-78	-7

### No Love for the Gators

Valentine's Day has been everything but rosy for the Gators, who are just 3-9 all-time when playing on the 14th of February, including a 1-7 against SEC foes.

The Gators also have never won on this day on the road in their five attempts and have lost those five games by an average of 16.8 points per game, the last of which coming against No. 11/13-ranked Texas A&M in 2013 in College Station, where the Gators left heartbroken, 78-71

Five of the last six games played on Valentine's Day by the Gators have been against ranked teams, their only victory coming against an un-ranked Kentucky squad in 2002.

Florida and Auburn have met once prior on Valentine's Day, and hopefully for the Gators, Cupid's arrow can strike a substantial victory might help heal some of the past heartache.



## Records, Awards & Highlights

### Team Highlights

- The 2015-16 Gators join the 1996-97 and 2000-01 teams as the only clubs in program history to defeat four top-15 opponents in a season.
- Earned first Associated Press top-25 ranking (Jan. 11, 2016, No. 20) since end of 2008-09 season (No. 22)
- In the 83-81 win vs. Texas A&M (Feb. 4), the Gators became the first team since Oklahoma (Jan. 17, 2001) to defeat Texas A&M when it scored at least 81 points.
- Florida swept the SEC individual weekly awards on January 23, the first school to do so since December 3, 2013
- Third-best 23-game start in program history (19-4)
- Third-best 22-game start in program history (18-4)
- Third-best 21-game start in program history (17-4)
- (TIED) Third-best 20-game start in program history (16-4)
- (TIED) Third-best 19-game start in program history (16-3)
- (TIED) Third-best 18-game start in program history (15-3)
- (TIED) Third-best 17-game start in program history (14-3)
- (TIED) Second-best 16-game start in program history (14-2)
- (TIED) Second-best 15-game start in program history (13-2)
- (TIED) Fourth-best 14-game start in program history
- Defeated Tennessee for the fourth time in the 52-game series history
- Defeated Tennessee in Knoxville for just the second time in program history (23 games played in Knoxville)
- Compiled a 12-game winning streak - tied for the second-longest in program history
- Raced out to a 12-1 record to start the season - tied for the fourth best 13-game start in program history.
- Finished month of December with 7-0 record (fifth undefeated December in program history)
- Captured the Gator Holiday Classic for the 20th time in the 25-year history of the event
- Won the Omni Hotels Classic (Nov. 28, def. Ball State, Colorado, the first title is at a two-game event the Gators haven't hosted since winning the Courtyard LaGuardia Turkey Classic in Brooklyn, N.Y., in November of 2011.
- UF's win against No. 6/7 Florida State (Nov. 16) was the 53rd upset in program history, as well as the 28th at home and the 33rd upset win when UF was unranked; 14th under Head Coach Amanda Butler
- Received 20 votes in the November 17 WBCA-USA Today Coaches' Poll; first time receiving votes since Feb. 16, 2014.
- Received 6 votes in the November 23 Associated Press Poll; first time receiving votes since Feb. 23, 2014
- UF drew seven defensive charges by six different players during the win against Savannah State (Nov. 24)
- Held Savannah State scoreless in the second quarter, 22-0 (one of only four schools in the country through games played Nov. 27 that has done so)
- The Gators' season highs in steals (22), assists (23) and forced turnovers (39) all against Savannah State (Nov. 24), were all their most in a game since recording 24 steals, 29 assists and forcing 43 turnovers against Saint Francis on Dec. 17, 2013.
- This was the first time since the 2008-09 season that the Gators opened their season on the road

### Team Records

- For only the second time in school history, the Gators won a game in which they committed 33-plus turnovers (35 vs. Alabama, Jan. 21)
- 36 turnovers vs. Alabama reset UF record for most in a home game, (was 34 vs. South Carolina on Dec. 1, 1979)
- The win vs. LSU (Jan. 17) first as a ranked team since the Gators defeated Temple, 70-57, in the first round of the 2009 NCAA Tournament in Storrs, Conn.
- The 53-45 win vs. LSU (Jan. 17) was only the 10th time in program history that the Gators won a game in which they scored fewer than 55 points
- Florida's 38 field goal attempts vs. LSU (Jan. 17) were its second-lowest total in program history
- Reset program record with 122 points vs. Saint Francis (Dec. 20) - was 112 points vs. Lynn on Feb. 16, 1995 and at Florida Atlantic on Jan. 11, 1995
- Reset program record with 70 first-half points; also most points scored in any half (vs. Saint Francis, Dec. 20) - was 65 points vs.

- Lynn University on Feb. 16, 1995
- Florida's 65-point margin of victory versus Savannah State (Nov. 24) was the third-largest in program history; and its largest since setting the school record in a 69-point win over Lynn on Feb. 18, 1995.
- In the 99-34 win against Savannah State (Nov. 24), the Gators held their opponent to less than 35 points for the first time since limiting Coppin State to 34 points on Dec. 10, 2008.
- Florida's 13 points allowed in the first half by Savannah State (Nov. 24) matched the third-lowest total ever recorded by an opponent in Gainesville, and the lowest total since Dec. 20, 2012, when it limited (ironically) Savannah State to 13 first-half points.
- The Gators scored 50 points in the first half against Savannah State (Nov. 24), marking their first 50-point half since racking up 54 points in the second half of its 83-69 win over Dayton in the NCAA Tournament First Round on March 23, 2014.
- UF's 50 points in the first half against Savannah State (Nov. 24), was its highest first-half total since tallying 53 points against Florida International on Dec. 21, 2013 in Gainesville.
- Florida's 37-point halftime lead against Savannah State (Nov. 24, 50-13 lead), was its largest of the Amanda Butler era (since the start of the 2007-08 season).

### Individual Gators Honors & Awards

#### Amanda Butler

- 200th career head coaching win (vs. Arkansas State, Dec. 7, 2015); record at milestone win was 200-135

#### Dyandria Anderson

- 10 assists vs. Ball State (Nov. 27) - first Gator with double-figure assists since Brandi McCain's 11 vs. Kent State, Dec. 29, 2001

#### Eleanna Christinaki

- SEC Freshman Athlete of the Week (Feb. 2)
- SEC Freshman Athlete of the Week (Jan. 12)
- Gator Holiday Classic All-Tournament Team
- SEC Freshman Athlete of the Week (Dec. 15)

#### Haley Lorenzen

- Omni Hotels Classic MVP (at Colorado)
- Omni Hotels Classic All-Tournament Team

#### Carlie Needles

- SEC Player Athlete of the Week (Jan. 12)

#### Cassie Peoples

- Gator Holiday Classic MVP
- Gator Holiday Classic All-Tournament Team

#### Simone Westbrook

- Omni Hotels Classic All-Tournament Team (at Colorado)

#### Ronni Williams

- SEC Player of the Week (Feb. 9)
- 20 points-15 rebounds vs. Texas A&M (Feb. 4, 2016): first Gator since Marshae Dotson (Nov. 23, 2007 vs. Florida State) to finish a game with at least 20 points and 15 rebounds.
- first Gator to record three consecutive double-doubles since Jennifer George posted four in a row from Dec. 4-20, 2012
- Preseason Second Team All-SEC

#### Consecutive Wins, All Time

Gms	Began	Ended	Broken by	Score
15	11/17/08	1/11/09	Auburn	81-65
12	11/16/15	1/3/16	Miss. State	76-70
12	12/20/93	2/6/94	Vanderbilt	82-65
11	11/27/05	1/8/06	Georgia	89-70

# 2015-16 Gator Women's Basketball

## State Gatorade Gator

- **Haley Lorenzen** – 2014 Gatorade IOWA High School Player of the Year for girls' basketball

## Generation Next: any current Gators whose parents or grandparents also played a varsity sport at UF

- **January Miller** – Mother, Marlene, was a letterwinner on the Gator track and field team (1988-90).
- **Ronni Williams** – father, Rodney Williams, played basketball for the Gators during the 1982 and 1983 seasons.

## Growing Up Gator

- Both of **January Miller's** parents attended Florida: her mother, Marlene, was a member of the track & field team (1988-90) and her father, Michael, earned his undergraduate (1994) and master's (2008) degrees from UF.

## Representing Their Country

- Freshman **Eleanna Christinaki** has been playing with the Greece Senior National Team since 2012
- Redshirt-senior **Viktorija Dimaite** was a member of Lithuania's 2011 U-20 Team during that summer.

## That's Magic!

- Women's basketball senior **January Miller** was an avid dancer for nine years (age 2-11) in cheer, dance and jazz, before she turned her focus to basketball. She auditioned for and was selected to the Junior Magic Dancers for three years, performing during timeouts and during halftime of NBA Orlando Magic games from ages 8 to 11.

## First Degree: 3 current Gators have already earned a Bachelor's degree

- **Viktorija Dimaite** earned a B.S. in Anthropology and Criminology (dual major) in May 2015 and is currently pursuing a Master of Science in Recreation Administration and Supervision
- **Carlie Needles** Earned B.S. in Telecommunications Media and Society in May 2015 and is pursuing a Master of Science in Management
- **Cassie Peoples** Earned B.S. in Telecommunications-Media and Society in August 2015 and is pursuing a second undergraduate degree (Religion)

## Doubling Her Fun

- **Viktorija Dimaite** earned TWO undergraduate degrees in the 2015 Spring - B.S. in Anthropology and Criminology - and currently is in graduate school.

## Let's Go to the Video Tape

- Redshirt-senior **Carlie Needles** narrowly lost a three-point shooting contest against then-Denver Nuggets-now N.Y. Knicks star Carmelo Anthony, who "had to alter the rules to beat her," Carlie's father, Corey, said (the contest is posted on YouTube).

## All-Sports Family

- Sophomore **Haley Lorenzen** has three parents – each of whom were All-Americans! Her mother, **Karen Napolitano**, was a 1986 first-team All-American in field hockey at the University of Iowa; her father, **Al Lorenzen**, was a McDonald's High School American and 1984 Iowa Mr. Basketball before an accomplished hoops career at the University of Iowa; and her stepmom, **Barb (Franke) Lorenzen**, was the 1991 Iowa Miss Basketball and starred at the University of Wisconsin (1991-96).

## Special Blessing

- **Brooke Copeland** was baptized in the Jordan River.

## First-Timers

- Four members of the 2015-16 women's basketball roster are the first ever in program history from a specific state or country: **Haley Lorenzen** is the first Gator from the state of Iowa, **Carlie Needles** is the initial Gator hoopster from the state of Colorado, **Viktorija Dimaite** is the first-ever from Lithuania and **Eleanna Christinaki** is the first from Greece.

## That's a Wrap!

- **January Miller** performed an internship during the 2015 summer at CNN. She is a Telecommunications – Production major.

## I'm Loving It

- Junior **Ronni Williams** was the first Gator signee named a McDonald's High School All-American in program history. Also on the team is redshirt-senior **Cassie Peoples**, who was a McDonald's High School All-American and initially signed with Texas.

## Part of a Set (where twin does NOT compete)

- **Dyandria Anderson** has a twin brother, Kendall, who attends East Florida State College.

## Siblings, Siblings Everywhere!

- **Carla Batchelor** has 15 siblings (yes, 15): seven older sisters, one older brother and seven younger brothers. At most, she lived with five sisters and one brother at one time.

## Mission Accomplished

- **Brooke Copeland** and her family have gone a number of mission trips, including a couple to Israel.

## House Divided?

- **Ronni Williams** played her first collegiate game on Nov. 8, 2013, against Bethune-Cookman, the alma mater of her mother, Sherri Williams, who was "Miss Bethune-Cookman College" (now University) during the 1987-88 school year. Ronni had one of the more impressive debuts in program history with 15 points and 17 rebounds, and became just the second to net a double-double in her debut, joining Olympian Tammy Jackson.

## Fun Times

- **Haley Lorenzen's** uncle is Dean Napolitano, a professional comedian.

## Gooooood Training

- **Isis Young** played soccer during freshman and sophomore high school years, initially "as a hobby and to prepare physically for basketball" and in two years became the school's all-time leading goal scorer (66).

## Together Again: Gators who also were teammates prior

- The women's basketball trio of senior **Carla Batchelor** played with junior newcomers **Tashara Fleming** and **Simone Westbrook** at NW Florida State College during the 2013-14 season

## Famous Folks: current Gators whose parents or grandparents played professional sports or are 'famous' outside the sports world

- **Eleanna Christinaki** – father, Nontas Christinakis, is a professional soccer coach in Greece
- **Ronni Williams** – uncle, Marlon McCree, played football at Kentucky before enjoying eight-year NFL career.

## Runs in the Family: current Gators whose parents also played the SAME sport in college

- **Brooke Copeland** – mother, Kim, was a four-year basketball letterwinner at Chattanooga State.
- **Haley Lorenzen** – father, Al Lorenzen, was a McDonald's High School American and 1984 Iowa Mr. Basketball before an accomplished hoops career at the University of Iowa; and her stepmom, Barb (Franke) Lorenzen, was the 1991 Iowa Miss Basketball and starred at University of Wisconsin (1991-96).
- **Ronni Williams** – father, Rodney Williams, played basketball at Florida during the 1981-83 seasons before transferring to Stetson.

## Also in the Family: current Gator whose relatives have played a varsity COLLEGIATE sport

- **Brooke Copeland** – older brother, Bryce, is a junior basketball player in 2015-16 at Lee University in Cleveland, Tenn.; her uncle, Chad Copeland, played college basketball at Florida State and UT-Chattanooga.
- **Haley Lorenzen** – mother, Karen Napolitano, was a 1986 first-team All-American in field hockey at the University of Iowa.
- **Cassie Peoples** – mother, Jessica, coached and played softball at St. Mary's University in San Antonio; father, Marcus, played basketball at the University of Mary-Hardin Baylor.
- **Simone Westbrook** – brother, Lawrence, played college hoops at the University of Minnesota (2006-09) and has played professionally since; cousin is nine-year NFL running back Brian Westbrook (now retired)
- **Ronni Williams** – father, Rodney Williams, played basketball at Florida during the 1981-83 seasons before transferring to Stetson; uncle, Marlon McCree, played football at Kentucky before enjoying an eight-year NFL career; cousin, Erik McCree, plays basketball at Louisiana Tech and will be a redshirt junior for the 2015-16 season.

## PRESEASON: Numbers of Note

5

There are **FIVE** seniors on the 2015-16 roster, the most since the 2011-12 season that also featured five seniors.

1

**Haley Lorenzen** is the only returning Gator who has never attempted a 3-pointer in her career.

8

**Eight** of the nine returning Gators have **started at least one game** during their career (Dimaite has not; Batchelor started on Dec. 20, 2015)

7

**Seven** of the nine returning Gators have recorded at least one **double-figure scoring effort**. (Anderson and Dimaite have not)

42

The 2015-16 season is the **42nd varsity campaign** for the Gator women's basketball team.

## Florida's Record by Game Location (State & Territories)

(entering game vs. South Carolina)

### State/U.S. Territory .... Win . Loss

<b>Alabama</b> .....	<b>19</b> .....	<b>32</b>
Alaska .....	0 .....	0
Arizona .....	1 .....	2
<b>Arkansas</b> .....	<b>11</b> .....	<b>9</b>
California .....	5 .....	8
<b>Colorado</b> .....	<b>3</b> .....	<b>2</b>
Connecticut .....	2 .....	2
Delaware .....	0 .....	0
District of Columbia .....	2 .....	1
<b>Florida</b> .....	<b>482</b> .....	<b>229</b>
Georgia .....	18 .....	57
Hawaii .....	2 .....	1
Idaho .....	1 .....	1
Illinois .....	3 .....	4
Indiana .....	2 .....	2
Iowa .....	0 .....	1
Kansas .....	0 .....	0
Kentucky .....	11 .....	17
Louisiana .....	5 .....	19
Maine .....	4 .....	0
Maryland .....	0 .....	0
Massachusetts .....	4 .....	0
Michigan .....	1 .....	1
Minnesota .....	0 .....	0
<b>Mississippi</b> .....	<b>23</b> .....	<b>26</b>
<b>Missouri</b> .....	<b>0</b> .....	<b>3</b>
Montana .....	2 .....	0
Nebraska .....	0 .....	1
Nevada .....	3 .....	2
New Hampshire .....	0 .....	0
New Jersey .....	6 .....	2
New Mexico .....	3 .....	1
New York .....	3 .....	1
North Carolina .....	6 .....	6
North Dakota .....	0 .....	0
Ohio .....	4 .....	2
Oklahoma .....	1 .....	0
Oregon .....	0 .....	1
<b>Pennsylvania</b> .....	<b>7</b> .....	<b>7</b>
Rhode Island .....	3 .....	1
<b>South Carolina</b> .....	<b>13</b> .....	<b>8</b>
South Dakota .....	0 .....	0
<b>Tennessee</b> .....	<b>26</b> .....	<b>59</b>
Texas .....	9 .....	8
Utah .....	0 .....	2
Vermont .....	0 .....	0
Virgin Islands .....	0 .....	2
Virginia .....	8 .....	9
Washington .....	0 .....	0
West Virginia .....	2 .....	0
<b>Wisconsin</b> .....	<b>4</b> .....	<b>1</b>
Wyoming .....	0 .....	0
Bahamas .....	4 .....	2

## University of Florida Quick Facts General Information

Location: ..... Gainesville, Florida  
 Est. Population: ..... 124,491  
 Founded: ..... 1853  
 Enrollment: ..... 49,042  
 Nickname: ..... Gators  
 Colors: ..... Orange & Blue (PMS 172 & 287)  
 Conference: ..... Southeastern (SEC)  
 Home Court: ..... Stephen C. O'Connell Center  
 Capacity: ..... 11,548  
 Press Row Phone: ..... 352-367-1801  
 President: ..... Dr. W. Kent Fuchs (Duke '77)  
 Athletics Director: ..... Jeremy Foley (Hobart)  
 Executive Assoc. AD: ..... Lynda Tealer (San Diego)  
 Office: ..... 352-375-4683  
 Faculty Rep: ..... Dr. Michael Sagas (Utah)  
 Ticket Office: ..... 352-375-4683, ext. 6800  
 Athletic Web Pages: ..... FloridaGators.com  
 Sports Offered (21): .....  
 Baseball, Basketball (M&W), Football, Cross  
 Country (M&W), Golf (M&W), Gymnastics (W),  
 Lacrosse (W), Soccer (W), Softball, Swimming  
 & Diving (M&W), Tennis (M&W), Indoor/Outdoor  
 Track & Field (M&W), Volleyball (W)

## 2015-16 Coaching Staff

Head Coach: ..... Amanda Butler  
 Asst. Coaches: ..... Bill Ferrara,  
 ..... Shimmy Gray-Miller, Murriel Page  
 Dir. of Basketball Operations: ..... Serena Wilson

## 2015-16 Team Information

(at the start of the season)

Letterwinners Return/Lost from 2014-15: ..... 9 / 3  
 Starters Returning/Lost from 2014-15: ..... 4 / 1  
 Eligible Newcomers / Total Newcomers: ..... 4 / 4  
 Eligible SR/JR/SO/FR: ..... 5 / 3 / 3 / 2

## 2014-15 Season Review

Overall Record: ..... 13-17  
 SEC Record (finish): ..... 5-11 (T-11)  
 Postseason: ..... none  
 SEC Tournament: ..... 0-1 (first round)

## Florida Communications

W-Basketball Contact: ..... Kathy Cafazzo  
 Email: ..... KathyC@gators.ufl.edu  
 Office Phone: ..... 352-375-4683, ext. 6133  
 Cell: ..... 352-316-4575  
 FAX: ..... 352-375-4809  
 Web Site: ..... FloridaGators.com  
 Twitter: ..... @GatorsWBK, @CoachButlerUF  
 Facebook: ..... www.facebook.com/GatorsWBK  
 Instagram: ..... GatorsWBK  
 USPS Mailing Address: UAA Communications  
 ..... PO Box 14485  
 ..... Gainesville, FL 32604  
 Overnight Mailing Address: .....  
 ..... UAA, Ben Hill Griffin Stadium  
 ..... 121 Gale Lemerand Dr.  
 ..... Gainesville, FL 32611

## SEC Preseason Coaches' Poll

### Order of Finish

1. South Carolina.....168
2. Tennessee .....158
3. Texas A&M.....138
4. Mississippi State...134
5. Kentucky.....125
6. Missouri .....94
7. Ole Miss.....81
8. Arkansas.....77
9. Georgia.....75
10. LSU.....64
11. Vanderbilt.....61
12. Florida.....54
13. Auburn .....29
14. Alabama.....16

### Player of the Year

Tiffany Mitchell, South Carolina

### First Team All-SEC

Makayla Epps, Kentucky  
 Victoria Vivians, Mississippi State  
 A'ja Wilson, South Carolina  
 Tiffany Mitchell, South Carolina  
 Alaina Coates, South Carolina  
 Diamond DeShields, Tennessee  
 Bashaara Graves, Tennessee  
 Courtney Walker, Texas A&M  
 Courtney Williams, Texas A&M

### Second Team All-SEC

Jessica Jackson, Arkansas  
**Ronni Williams, Florida**  
 Shacobia Barbee, Georgia  
 Raigyne Moncrief, LSU  
 Jordan Frericks, Missouri  
 Mercedes Russell, Tennessee  
 Jordan Jones, Texas A&M  
 Rebekah Dahlman, Vanderbilt  
 <<<<>>>>

## SEC Preseason Media Poll

### Order of Finish

1. South Carolina.....265
2. Tennessee .....248
3. Mississippi State...215
4. Texas A&M .....207
5. Kentucky.....205
6. Ole Miss.....169
7. Missouri .....165
8. Arkansas.....138
- T9. Georgia.....128
- T9. LSU .....128
11. Vanderbilt.....80
12. Florida.....78
13. Auburn .....65
14. Alabama.....34

### Player of the Year: Tiffany Mitchell, SC

### Preseason All-SEC

Makayla Epps, Kentucky  
 Victoria Vivians, Mississippi State  
 Alaina Coates, South Carolina  
 Tiffany Mitchell, South Carolina  
 A'ja Wilson, South Carolina  
 Diamond DeShields, Tennessee





## Head Coach Amanda Butler

**Amanda Butler at a Glance**

### Personal

**Full Name:** Amanda Kay Butler

**Hometown:** Mt. Juliet, Tenn.

**Born:** March 6, 1972

### Education

**College:** University of Florida (B.S. in Exercise and Sport Sciences, 1995; Master of Exercise and Sport Sciences, 1997)

**High School:** Mt. Juliet H.S. (1990 graduate)

## Butler's Head Coaching Record

Year	School	Record	Conference	Home	Postseason
2005-06	Charlotte	21-9	13-3 (T-1st)	13-2	WNIT; A-10 Co-Champs
2006-07	Charlotte	19-13	9-5 (4th)	13-2	WNIT Second Round
2007-08	Florida	19-14	6-8 (T-7th)	14-5	WNIT Round of 16
2008-09	Florida	24-8	9-5 (T-4th)	14-1	NCAA Second Round
2009-10	Florida	15-17	7-9 (T-7th)	10-7	WNIT Second Round
2010-11	Florida	20-15	7-9 (8th)	12-4	WNIT Round of 16
2011-12	Florida	20-13	8-8 (8th)	13-3	NCAA Second Round
2012-13	Florida	22-15	6-10 (T-8th)	11-5	WNIT Semifinals
2013-14	Florida	20-13	8-8 (5th)	12-4	NCAA Second Round
2014-15	Florida	13-17	5-11 (T-11)	8-9	--
2015-16	Florida	19-4	7-3	11-2	TBA
<b>Total (11th Year)</b>		<b>212-138</b>	<b>85-79</b>	<b>132-44</b>	<b>9 Postseason Berths</b>
<b>At Florida (9th Year)</b>		<b>172-116</b>	<b>63-71</b>	<b>106-40</b>	<b>7 Postseason Berths</b>
<b>At Charlotte (2)</b>		<b>40-22</b>	<b>26-8</b>	<b>26-4</b>	<b>2 Postseason Berths</b>

### Individual Gator Accolades Under Butler

\*All-SEC Selections: 8 athletes

\*All-SEC Freshman Team Honorees: 5 athletes

\*SEC Academic Honor Roll: 15 athletes, 25 honors

\*SEC Freshman Academic Honor Roll: 6 athletes

\*Additional Awards Achieved: SEC 6th Woman of the Year, SEC All-Defensive Team

### Butler's Playing Experience

**College:** Univ. of Florida, Four-year starting guard (1990-94)

1993 & 1994 NCAA Berths were first two in program history



**Asst. Coach  
Bill Ferrara**



**Asst. Coach  
Shimmy Gray-Miller**



**Asst. Coach  
Murriel Page**

## Coach Butler All-Time Series' Records

	Overall (at UF)	Home	Away	Neutral
Alabama A&M	1-0 (1-0)	1-0 (1-0)	0-0	0-0
Alabama Birmingham (UAB)	2-0 (2-0)	1-0 (1-0)	1-0 (1-0)	0-0
Alabama State	1-0 (1-0)	1-0 (1-0)	0-0	0-0
<b>Alabama</b>	<b>9-3 (9-3)</b>	<b>6-1 (6-1)</b>	<b>3-2 (3-2)</b>	<b>0-0</b>
Appalachian State	1-0	1-0	0-0	0-0
Arizona State	1-1 (1-1)	0-0	0-0	1-1 (1-1)
<b>Arkansas State</b>	<b>2-0 (1-0)</b>	<b>2-0 (1-0)</b>	<b>0-0</b>	<b>0-0</b>
<b>Arkansas</b>	<b>11-3 (10-3)</b>	<b>5-1 (5-1)</b>	<b>4-2 (4-2)</b>	<b>2-0 (2-0)</b>
Auburn	7-4 (7-4)	4-0 (4-0)	2-2 (2-2)	1-2 (1-2)
<b>Ball State</b>	<b>1-1 (1-0)</b>	<b>0-0</b>	<b>0-0</b>	<b>1-1 (1-0)</b>
Baylor	0-1 (0-1)	0-0	0-0	0-1 (0-1)
Belmont	1-0 (1-0)	0-0	0-0	0-0
Bethune-Cookman	1-0 (1-0)	0-0	0-0	0-0
Brown	0-1 (0-1)	0-0	0-1 (0-1)	0-0
<b>Central Florida (UCF)</b>	<b>2-0 (2-0)</b>	<b>1-0 (1-0)</b>	<b>0-0</b>	<b>1-0 (1-0)</b>
Central Michigan	1-0 (1-0)	1-0 (1-0)	0-0	0-0
Charleston Southern	2-0 (2-0)	2-0 (2-0)	0-0	0-0
Charlotte	3-1 (3-1)	1-0 (1-0)	1-1 (1-1)	1-0 (1-0)
Clemson	1-0	0-0	1-0	0-0
<b>Colorado</b>	<b>1-1 (1-0)</b>	<b>0-0</b>	<b>1-1 (1-0)</b>	<b>0-0</b>
Connecticut	0-1 (0-1)	0-0	0-1 (0-1)	0-0
Coppin State	1-0 (1-0)	1-0 (1-0)	0-0	0-0
Davidson	1-1	1-0	0-1	0-0
Dayton	3-0 (1-0)	1-0	1-0	1-0 (1-0)
DePaul	0-1 (0-1)	0-0	0-1 (0-1)	0-0
Drexel	0-1 (0-1)	0-0	0-1 (0-1)	0-0
Duquesne	3-1 (1-0)	2-0 (1-0)	1-0	0-1
Eastern Washington	0-1 (0-1)	0-1 (0-1)	0-0	0-0
Fairfield	1-0 (1-0)	1-0 (1-0)	0-0	0-0
Florida A&M	2-1 (2-1)	2-1 (2-1)	0-0	0-0
Florida Gulf Coast	3-1 (3-1)	2-0 (2-0)	1-1 (1-1)	0-0
Florida International	3-0 (3-0)	1-0 (1-0)	2-0 (2-0)	0-0
<b>Florida State</b>	<b>3-6 (3-6)</b>	<b>2-3 (2-3)</b>	<b>1-3 (1-3)</b>	<b>0-0</b>
Florida	0-1	0-1	0-0	0-0
Fordham	2-0	1-0	1-0	0-0
George Washington	0-2	0-1	0-1	0-0
Georgetown	2-0 (2-0)	1-0 (1-0)	1-0 (1-0)	0-0
Georgia State	1-0 (1-0)	1-0 (1-0)	0-0	0-0
<b>Georgia</b>	<b>5-12 (5-12)</b>	<b>4-5 (4-5)</b>	<b>1-7 (1-7)</b>	<b>0-0</b>
Hampton	1-1 (1-1)	1-0 (1-0)	0-1 (0-1)	0-0
Harvard	1-0 (1-0)	1-0 (1-0)	0-0	0-0
High Point	1-1 (0-1)	1-1 (0-1)	0-0	0-0
Holy Cross	2-0 (2-0)	2-0 (2-0)	0-0	0-0
Houston	2-0	1-0	1-0	0-0
Illinois State	0-1 (0-1)	0-0	0-0	0-1 (0-1)
Jacksonville	3-1 (3-1)	3-0 (3-0)	0-1 (0-1)	0-0
James Madison	2-0 (1-0)	1-0	1-0 (1-0)	0-0
<b>Kennesaw State</b>	<b>2-0 (2-0)</b>	<b>1-0 (1-0)</b>	<b>1-0 (1-0)</b>	<b>0-0</b>
<b>Kentucky</b>	<b>4-9 (4-9)</b>	<b>3-2 (3-2)</b>	<b>1-5 (1-5)</b>	<b>0-2 (0-2)</b>
La Salle	3-1 (2-0)	1-0	1-1 (1-0)	1-0 (1-0)
Longwood	1-0 (1-0)	1-0 (1-0)	0-0	0-0
Louisville	0-1 (0-1)	0-0	0-1 (0-1)	0-0
Loyola Marymount	1-0	0-0	1-0	0-0
<b>LSU</b>	<b>4-6 (3-6)</b>	<b>3-3 (3-3)</b>	<b>1-3 (1-3)</b>	<b>0-0</b>
Maryland, BC (UMBC)	1-0 (1-0)	1-0 (1-0)	0-0	0-0
Massachusetts	2-0	1-0	1-0	0-0
Miami (FL)	0-1 (0-1)	0-0	0-1 (0-1)	0-0
Miami (OH)	1-0 (1-0)	1-0 (1-0)	0-0	0-0

	Overall (at UF)	Home	Away	Neutral
Michigan	0-2 (0-2)	0-1 (0-1)	0-1 (0-1)	0-0
Minnesota	0-1	0-0	0-1	0-0
<b>Mississippi State</b>	<b>9-3 (9-3)</b>	<b>5-1 (5-1)</b>	<b>3-2 (3-2)</b>	<b>1-0 (1-0)</b>
<b>Mississippi</b>	<b>7-2 (7-2)</b>	<b>2-2 (2-2)</b>	<b>5-0 (5-0)</b>	<b>0-0</b>
<b>Missouri</b>	<b>0-5 (0-5)</b>	<b>0-2 (0-2)</b>	<b>0-3 (0-3)</b>	<b>0-0</b>
Murray State	1-0	1-0	0-0	0-0
<b>N.C. State</b>	<b>3-1 (3-1)</b>	<b>1-0 (1-0)</b>	<b>1-1 (1-1)</b>	<b>1-0 (1-0)</b>
Nebraska	0-1 (0-1)	0-0	0-1 (0-1)	0-0
North Florida	4-0 (4-0)	4-0 (4-0)	0-0	0-0
Northern Iowa	1-0 (1-0)	0-0	0-0	1-0 (1-0)
Ohio State	1-0 (1-0)	0-0	0-0	1-0 (1-0)
Ohio Univ.	2-0 (2-0)	1-0 (1-0)	1-0 (1-0)	0-0
Old Dominion	3-1 (2-0)	2-1 (1-0)	1-0 (1-0)	0-0
Oregon State	1-0 (1-0)	0-0	0-0	1-0 (1-0)
Pacific	1-1 (1-1)	1-0 (1-0)	0-1 (0-1)	0-0
Penn State	0-1 (0-1)	0-0	0-1 (0-1)	0-0
Pittsburgh	1-1 (1-1)	1-0 (1-0)	0-1 (0-1)	0-0
Prairie View A&M	1-0 (1-0)	1-0 (1-0)	0-0	0-0
Providence	1-0 (1-0)	0-0	0-0	1-0 (1-0)
Rhode Island	1-1	1-0	0-1	0-0
Richmond	2-1	1-0	1-1	0-0
<b>Robert Morris</b>	<b>2-0 (2-0)</b>	<b>2-0 (2-0)</b>	<b>0-0</b>	<b>0-0</b>
Rutgers	0-2 (0-2)	0-0	0-1 (0-1)	0-1 (0-1)
<b>Saint Francis -PA</b>	<b>3-0 (2-0)</b>	<b>3-0 (2-0)</b>	<b>0-0</b>	<b>0-0</b>
Saint Joseph's	1-2	1-0	0-1	0-1
Saint Louis	5-0 (1-0)	3-0 (1-0)	2-0	0-0
Samford	1-0 (1-0)	1-0 (1-0)	0-0	0-0
San Francisco	1-0 (1-0)	0-0	1-0 (1-0)	0-0
<b>Savannah State</b>	<b>3-1 (3-1)</b>	<b>3-0 (3-0)</b>	<b>0-1 (0-1)</b>	<b>0-0</b>
<b>South Alabama</b>	<b>2-0 (2-0)</b>	<b>0-0</b>	<b>1-0 (1-0)</b>	<b>1-0 (1-0)</b>
<b>South Carolina</b>	<b>6-7 (6-7)</b>	<b>2-4 (2-4)</b>	<b>3-3 (3-3)</b>	<b>1-0 (1-0) &lt;--&gt;</b>
South Florida	1-0 (1-0)	1-0 (1-0)	0-0	0-0
Southern Illinois	1-0 (1-0)	0-0	0-0	1-0 (1-0)
Southern	2-0 (2-0)	2-0 (2-0)	0-0	0-0
St. Bonaventure	2-0	1-0	1-0	0-0
St. John's	1-2 (1-2)	1-0 (1-0)	0-1	0-1 (0-1)
Stetson	5-0 (5-0)	5-0 (5-0)	0-0	0-0
TCU	1-0 (1-0)	1-0 (1-0)	0-0	0-0
<b>Temple</b>	<b>2-3 (2-1)</b>	<b>0-1</b>	<b>1-2 (1-1)</b>	<b>1-0 (1-0)</b>
Tennessee State	1-0 (1-0)	1-0 (1-0)	0-0	0-0
<b>Tennessee</b>	<b>2-13 (2-13)</b>	<b>1-4 (1-4)</b>	<b>1-5 (1-5)</b>	<b>0-3 (0-4)</b>
<b>Texas A&amp;M</b>	<b>1-3 (1-3)</b>	<b>1-1 (1-1)</b>	<b>0-2 (0-2)</b>	<b>0-0</b>
Troy	2-0 (2-0)	1-0 (1-0)	1-0 (1-0)	0-0
Tulsa	1-0	0-0	0-0	1-0
U.S. Naval Academy	1-0 (1-0)	0-0	0-0	1-0 (1-0)
UCLA	0-1	0-0	0-0	0-1
UNC Greensboro	1-0	1-0	0-0	0-0
UNC Wilmington	1-0	0-0	1-0	0-0
Vanderbilt	3-8 (3-8)	0-5 (0-5)	3-3 (3-3)	0-0
Vermont	1-0 (1-0)	1-0 (1-0)	0-0	0-0
Virginia Tech	1-2 (1-1)	1-0 (1-0)	0-1 (0-1)	0-0
Virginia	0-1	0-0	0-1	0-0
Western Kentucky	0-2	0-0	0-2	0-0
Winthrop	3-0 (1-0)	2-0	1-0 (1-0)	0-0
<b>Wisconsin</b>	<b>1-1 (1-1)</b>	<b>0-1</b>	<b>1-0 (1-0)</b>	<b>0-0</b>
Wyoming	0-1	0-0	0-0	0-1
Xavier	4-0 (1-0)	3-0 (1-0)	1-0	0-0
<b>Overall (11th Year):</b>	<b>212-138</b>	<b>132-44</b>	<b>60-76</b>	<b>21-18</b>
<b>at Florida (9th Year):</b>	<b>172-116</b>	<b>106-40</b>	<b>47-63</b>	<b>20-13</b>
<b>Conference (at UF):</b>	<b>85-79 (63-71)</b>	<b>48-35 (35-33)</b>	<b>36-41 (27-39)</b>	<b>0-0 (0-0)</b>

# 2015-16 University of Florida Gator Basketball Roster

## Numerical Roster

No.	Name	POS	CL	EX	HT	Hometown (High School/Prior University)
1	Ronni Williams	F	Jr.	2L	6-0	Daytona Beach, Fla. (Atlantic)
2	Isis Young	G	Fr.-RS	HS	5-7	Berlin, N.J. (Life Center Academy)
3	January Miller	G	Sr.	3L	5-8	Orlando, Fla. (University)
4	Carlie Needles	G	Sr.-RS	3L	5-6	Highlands Ranch, Col. (ThunderRidge)
11	Dyandria Anderson	G	So.	1L	5-10	Viera, Fla. (Viera)
13	Cassie Peoples	G	Sr.-RS	3L	5-6	San Antonio, Texas (Cypress-Fairbanks/Univ. of Texas)
15	Viktorija Dimaite	C	Sr.-RS	3L	6-4	Panevezys, Lithuania (The Rock (Fla.) School)
20	Simone Westbrook	G	Jr.	TR	5-8	Chandler, Az. (Chandler HS/ Northwest Fla. State College)
21	Eleanna Christinaki	G/F	Fr.	HS	6-0	Athens, Greece (Moraitis School)
23	Brooke Copeland	F	So.	1L	6-2	Cleveland, Tenn. (Bradley Central)
24	Tyshara "Ty" Fleming	C	Jr.	TR	6-4	Virginia Beach, Va. (Salem HS/ Northwest Fla. State College)
32	Carla Batchelor	G	Sr.	1L	5-10	Germantown, Md. (Northwest HS/Northwest Fla. State College)
44	Haley Lorenzen	F	So.	1L	6-3	Iowa City, Iowa (Iowa City)

## Alphabetical Roster

No.	Name	POS	CL	EX	HT	Hometown (High School/Prior University)
11	Dyandria Anderson	G	So.	1L	5-10	Viera, Fla. (Viera)
32	Carla Batchelor	G	Sr.	1L	5-10	Germantown, Md. (Northwest HS/Northwest Fla. State College)
21	Eleanna Christinaki	G/F	Fr.	HS	6-0	Athens, Greece (Moraitis School)
23	Brooke Copeland	F	So.	1L	6-2	Cleveland, Tenn. (Bradley Central)
15	Viktorija Dimaite	C	Sr.-RS	3L	6-4	Panevezys, Lithuania (The Rock (Fla.) School)
24	Tyshara "Ty" Fleming	C	Jr.	TR	6-4	Virginia Beach, Va. (Salem HS/ Northwest Fla. State College)
44	Haley Lorenzen	F	So.	1L	6-3	Iowa City, Iowa (Iowa City)
3	January Miller	G	Sr.	3L	5-8	Orlando, Fla. (University)
4	Carlie Needles	G	Sr.-RS	3L	5-6	Highlands Ranch, Col. (ThunderRidge)
13	Cassie Peoples	G	Sr.-RS	3L	5-6	San Antonio, Texas (Cypress-Fairbanks/Univ. of Texas)
20	Simone Westbrook	G	Jr.	TR	5-8	Chandler, Az. (Chandler HS/ Northwest Fla. State College)
1	Ronni Williams	F	Jr.	2L	6-0	Daytona Beach, Fla. (Atlantic)
2	Isis Young	G	Fr.-RS	HS	5-7	Berlin, N.J. (Life Center Academy)

## Coaching Staff

**Head Coach:** Amanda Butler (Florida: B.S. 1995, Master's 1997) - ninth year at UF / 11th overall

**Assistant Coaches:** Bill Ferrara (Florida: B.S. 2003, Master's 2005) - first year

Shimmy Gray-Miller (Michigan: B.S. 1994) - first year

Murriel Page (Florida: B.S. 1998) - sixth year



## Support Staff

**Director of Basketball Operations:** Serena Wilson (Florida: B.S., 2008; Master's, 2010)

**Program Coordinator:** Shellie Greenman (Emory and Henry College: B.A., 1988; Virginia Tech: Master's, 1990)

**Video Coordinator:** Ryan Gensler (Saint Joseph's B.A. 2009; Providence, Master's 2011)

**Strength & Conditioning Coordinator:** Tyler Stuart (Anderson University: B.S., 2007)

**Athletic Trainer:** John "JB" Barrett (Mississippi State: B.S., 1997; Master's, 1999)

**Academic Advisor:** TBA

**Communications:** Kathy Cafazzo (Penn State: B.S., 1993)

**Managers:** Christina Bacon, Hannah Haggas, Briana Maxwell, Kaitlynn Pacholke (GA), Max Sommer

**Athletic Training Student:** Kenya Moore

**Video Assistants:** Jama Sharp, Aaron Sternecker

## Geographic Breakdown

### Arizona (1)

Simone Westbrook - Chandler

### Colorado (1)

Carlie Needles - Highlands Ranch

### Florida (3)

Dyandria Anderson - Viera

January Miller - Orlando

Ronni Williams - Daytona Beach

### Iowa (1)

Haley Lorenzen - Iowa City

### Maryland (1)

Carla Batchelor - Germantown

### New Jersey (1)

Isis Young - Berlin

### Tennessee (1)

Brooke Copeland - Cleveland

### Texas (1)

Cassie Peoples - San Antonio

### Virginia (1)

Tyshara "Ty" Fleming - Virginia Beach

### Lithuania (1)

Viktorija Dimaite - Panevezys

### Greece (1)

Eleanna Christinaki - Athens

## Eligibility Breakdown

### Seniors (5)

Carla Batchelor

Viktorija Dimaite (RS)

January Miller

Carlie Needles (RS)

Cassie Peoples (RS)

### Juniors (3)

Ty Fleming

Simone Westbrook

Ronni Williams

### Sophomores (3)

Dyandria Anderson

Brooke Copeland

Haley Lorenzen

### Freshmen (2)

Eleanna Christinaki

Isis Young (RS)

## Pronunciation Guide:

DYANDRIA Anderson ..... dee-ANN-dree-uh

ELEANNA CHRISTINAKI ..... L-ee.on-uh  
..... chris-tin-OCK-ee

VIKTORIJA DIMAITE.....Victoria dee-MY-tah  
Hometown Panevezys..... pah-nyeah-V-jezzs

TYSHARA Fleming.....tie-SHEER-uh



# 2015-16 FLORIDA GATOR RADIO/TV IDENTIFICATION ROSTER



**#1**  
**RONNI WILLIAMS**  
6-0 \* JR \* Guard/ Forward  
Daytona Beach, Fla.



**#2**  
**ISIS YOUNG**  
5-7 \* R-FR \* Guard  
Berlin, N.J.



**#3**  
**JANUARY MILLER**  
5-8 \* SR \* Guard  
Orlando, Fla.



**#4**  
**CARLIE NEEDLES**  
5-6 \* R-SR \* Guard  
Highlands Ranch, Col.



**#11**  
**DYANDRIA ANDERSON**  
5-10 \* SO \* Guard  
Viera, Fla.



**#13**  
**CASSIE PEOPLES**  
5-6 \* R-SR \* Guard  
San Antonio, Texas



**#15**  
**VIKTORIJA DIMAITE**  
6-4 \* R-SR \* Center  
Panevezys, Lithuania



**#20**  
**SIMONE WESTBROOK**  
5-8 \* JR \* Guard  
Chandler, Ariz.



**#21**  
**ELEANNA CHRISTINAKI**  
5-11 \* FR \* Guard/Forward  
Athens, Greece



**#23**  
**BROOKE COPELAND**  
6-2 \* SO \* Forward  
Cleveland, Tenn.



**#24**  
**TYSHARA "TY" FLEMING**  
6-4 \* JR \* Center  
Virginia Beach, Va.



**#32**  
**CARLA BATCHELOR**  
6-0 \* SR \* Guard  
Germantown, Md.



**#44**  
**HALEY LORENZEN**  
6-3 \* SO \* Forward  
Iowa City, Iowa

## PRONUNCIATION GUIDE:

DYANDRIA Anderson . . . . . dee-ANN-dree-uh

ELEANNA CHRISTINAKI . . . . . L-ee.on-uh christin-OCK-ee

VIKTORIJA DIMAITE . . . . . Victoria dee-MY-tah

Hometown Panevezys . . . . . pah-nyeah-V-jezzs

TYSHARA Fleming . . . . . tie-SHEER-uh



**AMANDA BUTLER**  
Head Coach  
Ninth Year at UF; 11th Overall



**BILL FERRARA**  
Assistant Coach  
First Year at UF



**SHIMMY GRAY-MILLER**  
Assistant Coach  
First Year at UF



**MURRIEL PAGE**  
Assistant Coach  
Sixth Year at UF



# Florida All-Time vs. Nationally Ranked Teams

## UF All-Time vs. Ranked Teams

1976-77: Overall: 0-1 (Neutral Site: 0-1)

Date	UF Rank	Opponent	Site	UF Result
3/10/77	--	No. 18 Mississippi College (1)	N	L 79-93

1979-80: Overall: 0-3 (Home: 0-2, Away: 0-1)

Date	UF Rank	Opponent	Site	UF Result
12/1/79	--	No. 16 SOUTH CAROLINA	H	L 50-93
1/5/80	--	No. 20 MISSISSIPPI COLLEGE	H	L 78-101
2/8/80	--	No. 5 Tennessee (2)	A	L 44-118

1980-81: Overall: 0-1 (Home: 0-0, Away: 0-1)

Date	UF Rank	Opponent	Site	UF Result
1/21/81	--	No. 13 South Carolina	A	L 48-86

1981-82: Overall: 0-5 (Home: 0-3, Away: 0-2)

Date	UF Rank	Opponent	Site	UF Result
11/28/81	--	No. 2 TENNESSEE	H	L 73-85
11/30/81	--	No. 16 GEORGIA	H	L 76-89
12/31/81	--	No. 16 Kentucky	A	L 61-97
1/13/82	--	No. 14 Georgia	A	L 77-92
2/25/82	--	No. 17 KENTUCKY	H	L 87-89

1982-83: Overall: 0-6 (Home: 0-3, Away: 0-3)

Date	UF Rank	Opponent	Site	UF Result
12/11/82	--	No. 13 Georgia	A	L 66-88
12/21/82	--	No. 5 Kentucky	A	L 66-71
1/10/83	--	No. 8 GEORGIA	H	L 60-76
1/23/83	--	No. 8 TENNESSEE	H	L 62-94
2/2/83	--	No. 8 Tennessee	A	L 69-70
2/22/83	--	No. 8 KENTUCKY	H	L 68-78

1983-84: Overall: 1-5 (Home: 0-2, Away: 1-2, Neutral: 0-1)

Date	UF Rank	Opponent	Site	UF Result
12/22/83	--	No. 20 Kentucky	A	W 68-66
1/8/84	--	No. 8 TENNESSEE	H	L 70-78
1/16/84	--	No. 2 Georgia	A	L 66-86
1/31/84	--	No. 9 Tennessee	A	L 49-69
2/25/84	--	No. 4 GEORGIA	H	L 48-63
3/1/84	--	No. 18 Auburn (2)	N	L 65-75

1984-85: Overall: 3-3 (Home: 2-1, Away: 1-2)

Date	UF Rank	Opponent	Site	UF Result
1/12/85	--	No. 5 GEORGIA	H	L 73-88
1/14/85	--	No. 20 MIAMI	H	W 85-68
1/19/85	--	No. 5 Georgia	A	L 56-67
1/26/85	--	No. 15 KENTUCKY	H	W 69-64
2/15/85	--	No. 19 Kentucky	A	W 57-54
2/22/85	--	No. 9 Auburn (2)	A	L 64-84

1985-86: Overall: 0-3 (Home: 0-1, Away: 0-2)

Date	UF Rank	Opponent	Site	UF Result
2/2/86	--	No. 10 Tennessee	A	L 60-82
2/5/86	--	No. 11 Auburn	A	L 48-73
2/12/86	--	No. 8 MISSISSIPPI	H	L 55-61

1986-87: Overall: 0-6 (Home: 0-4, Away: 0-2)

Date	UF Rank	Opponent	Site	UF Result
1/4/87	--	No. 11 Georgia	A	L 65-78
1/10/87	--	No. 8 Mississippi	A	L 53-62
1/17/87	--	No. 2 TENNESSEE	H	L 72-90
1/21/87	--	No. 9 LOUISIANA STATE	H	L 67-85
1/24/87	--	No. 11 VANDERBILT	H	L 60-80
1/31/87	--	No. 2 AUBURN	H	L 44-99

1987-88: Overall: 0-4 (Home: 0-2, Away: 0-2)

Date	UF Rank	Opponent	Site	UF Result
1/9/88	--	No. 13 GEORGIA	H	L 66-96
1/16/88	--	No. 6 MISSISSIPPI	H	L 53-77
2/6/88	--	No. 3 Auburn	A	L 42-75
2/21/88	--	No. 3 Tennessee	A	L 53-108

1988-89: Overall: 0-5 (Home: 0-2, Away: 0-2, Neutral: 0-1)

Date	UF Rank	Opponent	Site	UF Result
1/8/89	--	No. 7 Georgia	A	L 77-101
1/28/89	--	No. 1 AUBURN	H	L 58-87
2/4/89	--	No. 8 Mississippi	A	L 75-88
2/18/89	--	No. 3 TENNESSEE	H	L 52-85
3/2/89	--	No. 1 Auburn (12)	N	L 61-72

1989-90: Overall: 0-5 (Home: 0-1, Away: 0-3, Neutral: 0-1)

Date	UF Rank	Opponent	Site	UF Result
11/24/89	--	No. 10 Nevada Las Vegas	H	L 49-73
1/6/90	--	No. 3 GEORGIA	H	L 58-70
1/13/90	--	No. 15 Auburn	A	L 66-73
2/17/90	--	No. 4 Tennessee	A	L 42-75
3/3/90	--	No. 3 Tennessee (2)	N	L 56-81

1990-91: Overall: 1-5 (Home: 1-3, Away: 0-2)

Date	UF Rank	Opponent	Site	UF Result
1/9/91	--	No. 18 VANDERBILT	H	W 74-68
1/12/91	--	No. 8 Georgia	A	L 68-89
1/16/91	--	No. 2 TENNESSEE	H	L-2ot 70-71
1/23/91	--	No. 7 AUBURN	H	L 59-93
1/26/91	--	No. 10 LOUISIANA STATE	H	L 68-80
2/2/91	--	No. 14 Mississippi	A	L 58-65

## Florida All-Time vs.

### AP-Ranked Teams (only)

**Overall: 71-196 (4-2 in 2015-16)**

**Home: 37-73 (3-1 in 2015-16)**

**Away: 23-93 (1-1 in 2015-16)**

**Neutral: 11-31 (0-0 in 2015-16)**

### vs. Specific-Ranked Teams

**Top-5: 5-62 (0-0 in 2015-16)**

**Nos. 6-10: 11-46 (1-1 in 2015-16)**

**Nos. 11-25: 54-89 (3-1 in 2015-16)**

1991-92: Overall: 0-5 (Home: 0-2, Away: 0-3)

Date	UF Rank	Opponent	Site	UF Result
12/8/91	--	No. 21 Connecticut	A	L 48-71
12/29/91	--	No. 9 STEPHEN FAUSTIN	H	L 73-86
1/11/92	--	No. 14 MISSISSIPPI	H	L 56-59
1/26/92	--	No. 11 Vanderbilt	A	L 82-89
2/22/92	--	No. 2 Tennessee	A	L 69-90

1992-93: Overall: 1-5 (Home: 0-3, Away: 1-2)

Date	UF Rank	Opponent	Site	UF Result
12/19/92	--	No. 2 Stanford	A	L 66-76
1/24/93	--	No. 1 VANDERBILT	H	L 63-69
2/14/93	--	No. 6 AUBURN	H	L 64-79
2/21/93	--	No. 1 TENNESSEE	H	L 75-88
3/17/93	--	No. 19 Bowling Green (3)	A	W 69-67
3/19/93	--	No. 9 Virginia (3)	A	L 55-69

1993-94: Overall: 2-4 (Away: 1-3, Neutral: 1-1)

Date	UF Rank	Opponent	Site	UF Result
12/4/93	--	No. 16 Stephen F. Austin	A	L 71-82
12/18/93	--	No. 1 Tennessee	A	L 69-84
1/16/94	--	No. 10 Alabama	A	W 80-75
2/6/94	--	No. 11 Vanderbilt	A	L 65-82
3/4/94	22	No. 25 Auburn (2)	N	W 72-67
3/5/94	22	No. 13 Vanderbilt (2)	N	L 72-94

1994-95: Overall: 4-5 (Home: 1-2, Away: 2-1, Neutral: 1-2)

Date	UF Rank	Opponent	Site	UF Result
11/26/94	15	No. 16 Kansas (4)	N	W 58-56
11/27/94	15	No. 7 N. Carolina (4)	N	L 72-79
1/15/95	18	No. 11 ALABAMA	H	W 97-88
1/21/95	17	No. 18 Mississippi	A	W 81-77
2/1/95	14	No. 2 TENNESSEE	H	L 69-76
2/4/95	14	No. 8 VANDERBILT	H	L 52-66
2/8/95	18	No. 10 Georgia	A	W 59-46
3/4/95	15	No. 11 Georgia (2)	N	L 71-88
3/18/95	17	No. 3 Virginia (3)	A	L 67-72

1995-96: Overall: 3-7 (Home: 0-2, Away: 0-5, Neutral: 1-1)

Date	UF Rank	Opponent	Site	UF Result
1/2/96	21	No. 4 Tennessee	A	L 87-67
1/7/96	21	No. 25 Auburn	A	L 69-53
1/25/96	20	No. 2 GEORGIA	H	L 72-61
1/28/96	20	No. 5 Vanderbilt	A	L 74-60
2/4/96	21	No. 24 ARKANSAS	H	W 73-57
2/11/96	20	No. 17 MISSISSIPPI	H	W 69-48
2/17/96	17	No. 12 Alabama	A	L 73-54
2/20/96	19	No. 2 Georgia	A	L 89-81
3/2/96	18	No. 10 Vanderbilt (2)	N	W 83-73
3/3/96	18	No. 5 Tennessee (2)	N	L 74-63

1996-97: Overall: 9-7 (Home: 4-2, Away: 1-2, Neutral: 4-3)

Date	UF Rank	Opponent	Site	UF Result
11/26/96	19	No. 21 Texas	A	L-2ot 84-97
12/13/96	24	No. 12 Iowa (5)	N	W 68-58
12/22/96	24	No. 22 Clemson (6)	N	L 50-52
1/4/97	24	No. 12 AUBURN	H	W 71-58
1/18/97	24	No. 17 LSU	H	W 74-57
1/21/97	t19	No. 8 TENNESSEE	H	W 71-62
1/25/97	t19	No. 11 VANDERBILT	H	W 70-56
1/29/97	13	No. 7 Georgia	A	L 73-86
2/2/97	13	No. 18 Arkansas	A	W-ot 79-66
2/16/97	10	No. 7 ALABAMA	H	L 81-86
2/19/97	10	No. 5 GEORGIA	H	L 64-66
3/1/97	10	No. 17 Vanderbilt (2)	N	W 68-54
3/2/97	10	No. 6 Alabama (2)	N	W 83-72
3/3/97	6	No. 19 Auburn (2)	N	L 47-52
3/22/97	7	No. 5 Louisiana Tech (3)	N	W 71-57
3/24/97	7	No. 2 Old Dominion (3)	N	L 51-53

## Upset Victories vs.

### Higher-Ranked Opponents

(using only AP Poll ranking at game time)

**56 All-Time Upset Wins**

**30 upset wins at home**

**18 upset wins on away courts**

**8 upset wins on neutral site courts**

### 35 Upset wins when UF was not ranked

UF teams have defeated ..... When the Gators ranked...

No. 20 Kentucky, 68-66 (away) .....	Not Ranked (12-22-83)
No. 20 Miami, 85-68 (home) .....	Not Ranked (1-14-85)
No. 15 Kentucky, 69-64 (home) .....	Not Ranked (1-26-85)
No. 19 Kentucky, 57-54 (away) .....	Not Ranked (2-15-85)
No. 18 Vanderbilt, 74-68 (home) .....	Not Ranked (1-9-91)
No. 19 Bowling Green, 69-67 (away) .....	Not Ranked (3-17-93)
No. 10 Alabama, 80-75 (away) .....	Not Ranked (1-16-94)
No. 11 Alabama, 97-88 (home) .....	UF No. 18 (1-15-95)
No. 10 Georgia, 59-46 (away) .....	UF No. 18 (2-8-95)
No. 17 Ole Miss, 69-48 (home) .....	UF No. 20 (2-11-96)
No. 10 Vanderbilt, 83-73 (neutral) .....	UF No. 18 (3-2-96)
No. 12 Iowa, 68-58 (neutral) .....	Not Ranked (12-13-96)
No. 12 Auburn, 71-58 (home) .....	Not Ranked (1-4-97)
No. 17 LSU, 74-57 (home) .....	UF No. 24 (1-18-97)
No. 8 Tennessee, 71-62 (home) .....	UF No. t-19 (1-21-97)
No. 11 Vanderbilt, 70-56 (home) .....	UF No. t-19 (1-25-97)
No. 6 Alabama, 83-72 (neutral) .....	UF No. 10 (3-2-97)
No. 5 La. Tech, 71-57 (neutral) .....	UF No. 7 (3-22-97)
No. 5 North Carolina, 68-48 (neutral) .....	UF No. 9 (11-23-97)
No. 6 Vanderbilt, 82-46 (away) .....	UF No. 14 (2-1-98)
No. 13 George Washington, 82-59 (N) .....	UF No. 20 (11-22-98)
No. 9 Alabama, 77-71 (away) .....	UF No. 17 (12-10-98)
No. 20 Mississippi St, 85-72 (home) .....	Not Ranked (1-6-00)
No. 11 Penn State, 92-79 (home) .....	Not Ranked (12-3-00)
No. 7 Rutgers, 66-58 (home) .....	UF No. 19 (12-29-00)
No. 5 Georgia, 75-64 (home) .....	UF No. 9 (2-1-01)
No. 14 Colorado, 61-50 (home) .....	UF No. 20 (12-21-01)
No. 6 Vanderbilt, 62-51 (away) .....	UF No. 18 (1-24-02)
No. 17 Georgia, 73-64 (home) .....	UF No. 18 (1-27-02)
No. 15 UCSB, 75-49 (home) .....	Not Ranked (12-14-03)
No. 11 Georgia, 83-73 (away) .....	Not Ranked (1-18-04)
No. 24 Vanderbilt, 92-83 (away) .....	Not Ranked (2-1-04)
No. 19 Georgia, 69-59 (home) .....	Not Ranked (2-26-04)
No. 18 Auburn, 71-60 (away) .....	Not Ranked (2-29-04)
No. 18 Temple, 58-55 (away) .....	Not Ranked (12-3-05)
No. 19 Vanderbilt, 73-59 (home) .....	Not Ranked (1-22-06)
No. 21 Kentucky, 68-61 (away) .....	Not Ranked (2-5-06)
No. 2 LSU, 79-78 OT (home) .....	Not Ranked (2-16-06)
No. 5 Tennessee, 95-93 OT (away) .....	Not Ranked (2-26-06)
No. 22 Florida State, 72-57 (away) .....	Not Ranked (11-23-08)
No. 21 Arizona State, 65-60 (neutral) .....	Not Ranked (11-29-08)
No. 16 Pittsburgh, 90-86 (home) .....	UF No. 20 (12-21-08)
No. 20 Georgia, 64-57 (home) .....	Not Ranked (2-21-10)
No. 22 Arkansas, 64-53 (home) .....	Not Ranked (1-2-11)
No. 22 Georgia, 74-71 (home) .....	Not Ranked (2-27-11)
No. 21 Florida State, 72-58 (home) .....	Not Ranked (11-17-11)
No. 18 Georgia, 61-57 (home) .....	Not Ranked (2-19-12)
No. 16 Ohio State, 70-65 (neutral) .....	Not Ranked (3-18-12)
No. 6 Kentucky, 83-73 (away) .....	Not Ranked (1-5-14)
No. 25 Arkansas, 59-52 (home) .....	Not Ranked (1-9-14)
No. 15/13 Kentucky, 86-80 (home) .....	Not Ranked (2-9-14)
No. 24/rv Georgia, 51-48 (away) .....	Not Ranked (2-13-15)
No. 6/7 Florida State, 82-72 (home) .....	Not Ranked (11-16-15)
No. 12/11 Tennessee, 74-66 (away) .....	Not Ranked (1-7-16)
No. 12 Kentucky, 85-79 (home) .....	Not Ranked (1-31-16)
No. 12/11 Texas A&M, 83-81 (home) .....	UF No. 22 (2-4-16)

1997-98: Overall: 6-4 (Home: 3-0, Away: 2-2, Neutral: 1-2)

Date	UF Rank	Opponent	Site	UF Result
11/23/97	9	No. 5 North Carolina (7)	N	W 68-48
12/21/97	15	No. 25/23 ALABAMA	H	W 70-62
12/29/97	12	No. 23/22 DUKE	H	W 70-63
1/7/98	12	No. 20/18 GEORGIA	H	W 94-61
1/10/98	12	No. 1 Tennessee	A	L 60-99
1/14/98	12	No. 21/24 Auburn	A	W 65-61
2/1/98	14	No. 6/6 Vanderbilt	A	W 62-46
2/14/98	8	No. 24/23 Alabama	A	L 51-73
2/28/98	12	No. 20/19 Alabama (2)	N	L 61-74
3/21/98	13	No. 8/9 Duke (3)	N	L 58-71

1998-99: Overall: 2-7 (Home: 0-5, Away: 1-1, Neutral: 1-1)

Date	UF Rank	Opponent	Site	UF Result
11/22/98	20	No. 13/16 G. Washington (8)	N	W 82-59
12/10/98	17	No. 9/8 Alabama	A	W 77-71
12/21/98	20	No. 3/3 PURDUE	H	L 76-84
1/7/99	19	No. 4/4 GEORGIA	A	L 72-84
1/14/99	21	No. 25 AUBURN	H	L 71-76
1/21/99	21	No. 1/1 TENNESSEE	H	L 64-77
2/15/99	--	No. 25 ALABAMA	H	L 73-75
2/18/99	--	No. 14/12 GEORGIA	H	L 66-91
2/26/99	--	No. 2 Tennessee (2)	N	L 82-90

# Florida All-Time vs. Nationally Ranked Teams (cont'd)

1999-00: Overall: 1-10 (Home: 1-2, Away: 0-7, Neutral: 0-1)

Date	UF Rank	Opponent	Site	UF Result
11/26/99	--	No. 20/19 Purdue	A	L 50-90
12/29/99	--	No. 25 BOSTON COLLEGE	H	L 61-66
1/6/00	--	No. 20/18 MISSISSIPPI ST	H	W 85-72
1/8/00	--	No. 6/5 Penn State	A	L 67-91
1/13/00	--	No. 7/7 GEORGIA	H	L 71-78
1/20/00	--	No. 10/10 Auburn	A	L 69-92
2/3/00	--	No. 3/2 Georgia	A	L-ot 76-81
2/13/00	--	No. 2/3 Tennessee	A	L 78-97
2/20/00	--	No. 22/18 Mississippi St	A	L 57-66
2/24/00	--	No. 12/9 Louisiana St.	A	L 66-71
3/3/00	--	No. 2/3 Tennessee (2)	N	L 79-91

2000-01: Overall: 6-2 (Home: 5-1, Away: 1-1)

Date	UF Rank	Opponent	Site	UF Result
12/3/00	--	No. 11/9 PENN STATE	H	W 92-79
12/29/00	19	No. 7/7 RUTGERS	H	W 66-58
1/4/01	14	No. 17/18 Mississippi State	A	W 82-70
1/11/01	10	No. 4/4 Georgia	A	L 59-72
2/1/01	9	No. 5/5 GEORGIA	H	W 75-64
2/4/01	9	No. 19/18 VANDERBILT	H	W 62-57
2/11/01	6	No. 2/2 TENNESSEE	H	L 73-103
2/22/01	11	No. 14/14 LOUISIANA ST	H	W 67-59

2001-02: Overall: 4-5 (Home: 2-2, Away: 2-2, Neutral: 0-1)

Date	UF Rank	Opponent	Site	UF Result
11/25/01	12	No. 23/rv Wisconsin (9)	N	L 49-61
12/21/01	20	No. 14/12 COLORADO	H	W 61-50
1/3/02	15	No. 2 TENNESSEE	H	L 64-88
1/6/02	15	No. 17/21 Auburn	A	W 70-61
1/24/02	18	No. 6/5 Vanderbilt	A	W 62-51
1/27/02	18	No. 17/16 GEORGIA	H	W 73-64
1/31/02	12	No. 2 Tennessee	A	L 66-86
2/3/02	12	No. 11/9 SOUTH CAROLINA	H	L 59-69
2/17/02	14	No. 24 Georgia	A	L 62-73

2002-03: Overall: 0-10 (Home: 0-4, Away: 0-5, Neutral: 0-1)

Date	UF Rank	Opponent	Site	UF Result
11/29/02	--	No. 24 UC Santa Barbara	A	L-ot 70-73
1/16/03	--	No. 10/9 Arkansas	A	L 45-84
1/19/03	--	No. 5 TENNESSEE	H	L 53-94
1/23/03	--	No. 6 LSU	H	L 54-94
1/30/03	--	No. 16 South Carolina	A	L 64-78
2/2/03	--	No. 13/12 MISSISSIPPI STATE	H	L 54-83
2/9/03	--	No. 3 Tennessee	A	L 40-79
2/23/03	--	No. 18/19 VANDERBILT	H	L 58-64
3/1/03	--	No. 14/16 Georgia	A	L 67-76
3/6/03	--	No. 15/16 Vanderbilt (2)	N	L 58-74

2003-04: Overall: 5-5 (Home: 2-1, Away: 3-2, Neutral: 0-2)

Date	UF Rank	Opponent	Site	UF Result
12/14/03	--	No. 15/17 UCSB	H	W 75-49
1/15/04	--	No. 14 LSU	A	L 59-74
1/18/04	--	No. 11/9 Georgia	A	W 83-73
2/1/04	--	No. 24/- Vanderbilt	A	W 92-83
2/15/04	20	No. 16 LSU	H	L 72-91
2/19/04	--	No. 3 Tennessee	A	L 79-88
2/26/04	--	No. 19/15 GEORGIA	H	W 69-59
2/29/04	--	No. 18/20 Auburn	A	W 71-60
3/5/04	--	No. 20/16 Georgia (2)	N	L 72-76
3/22/04	--	No. 15/17 Baylor (3)	N	L 76-91

2004-05: Overall: 0-8 (Home: 0-4, Away: 0-4)

Date	UF Rank	Opponent	Site	UF Result
12/19/04	--	No. 6/9 Baylor	A	L 62-89
1/13/05	--	No. 3/2 LSU	H	L 47-64
1/27/05	--	No. 19/20 Georgia	A	L 61-81
1/30/05	--	No. 23/21 Vanderbilt	A	L 73-84
2/3/05	--	No. 5 TENNESSEE	H	L-ot 82-91
2/20/05	--	No. 22/20 VANDERBILT	H	L 69-76
2/24/05	--	No. 18 GEORGIA	H	L 38-63
2/27/05	--	No. 1 LSU	A	L 52-76

2005-06: Overall: 5-3 (Home: 2-1, Away: 3-1, Neutral: 0-1)

Date	UF Rank	Opponent	Site	UF Result
12/3/05	--	No. 18/16 Temple	A	W 58-55
1/8/06	--	No. 17/18 Georgia	A	L 70-89
1/22/06	--	No. 19 VANDERBILT	H	W 73-59
1/29/06	24	No. 15 GEORGIA	H	L 55-92
2/5/06	--	No. 21/23 Kentucky	A	W 68-61
2/16/06	--	No. 2/3 LSU	H	W-ot 79-78
2/26/06	--	No. 5 Tennessee	A	W-ot 95-93
3/18/06	--	No. 24 New Mexico (3)	N	L 59-83

2006-07: Overall: 0-9 (Home: 0-3, Away: 0-3, Neutral: 0-3)

Date	UF Rank	Opponent	Site	UF Result
11/17/06	--	No. 18 California (10)	N	L 60-88
11/18/06	--	No. 14/12 Rutgers (10)	N	L 71-88
12/21/06	--	No. 16/14 LOUISVILLE	H	L 60-77
1/4/07	--	No. 15 Georgia	A	L 57-89
1/11/07	--	No. 4 TENNESSEE	H	L 58-80
1/14/07	--	No. 14/12 Vanderbilt	A	L 69-82
1/28/07	--	No. 14/15 GEORGIA	H	L 54-77
2/8/07	--	No. 7 LSU	A	L 66-79
3/2/07	--	No. 13 Vanderbilt (2)	N	L 77-105

2007-08: Overall: 0-5 (Home: 0-3, Away: 0-1, Neutral: 0-1)

Date	UF Rank	Opponent	Site	UF Result
11/23/07	--	No. 20/21 FLORIDA ST.	H	L 78-81
1/24/08	RV	No. 17/14 GEORGIA	H	L 55-82
2/3/08	--	No. 8 LSU	H	L 71-85
2/28/08	--	No. 3 Tennessee	A	L 61-88
3/7/08	--	No. 3 Tennessee (2)	N	L 61-92

2008-09: Overall: 4-4 (Home: 2-0, Away: 1-3, Neutral: 1-1)

Date	UF Rank	Opponent	Site	UF Result
11/23/08	--	No. 22 Florida State	A	W 72-57
11/29/08	--	No. 21/19 Arizona State (11)	N	W 65-60
12/21/08	20	No. 16/19 PITTSBURGH	H	W 90-83
1/11/09	18	No. 9/8 Auburn	A	L 65-81
2/8/09	11	No. 12/17 TENNESSEE	H	W 66-57
2/12/09	9	No. 24 Vanderbilt	A	L 68-84
3/6/09	21	No. 19 Tennessee	N	L 67-71
3/24/09	22	No. 1 Connecticut	A	L 59-87

2009-10: Overall: 1-6 (Home: 1-3, Away: 0-3, Neutral: 0-0)

Date	UF Rank	Opponent	Site	UF Result
11/17/09	--	No. 13/10 FLORIDA STATE	H	L 62-66
1/10/10	--	No. 8 Georgia	A	L 52-61
1/14/10	--	No. 4 TENNESSEE	H	L 64-66
2/11/10	--	No. 23/rv LSU	H	L 30-70
2/14/10	--	No. 5 Tennessee	A	L 44-83
2/18/10	--	No. 16 Kentucky	A	L 51-77
2/21/10	--	No. 20 GEORGIA	H	W 64-57

2010-11: Overall: 2-5 (Home: 2-2, Away: 0-2, Neutral: 0-1)

Date	UF Rank	Opponent	Site	UF Result
12/28/10	--	No. 25/23 Florida State	A	L 72-74
1/2/11	--	No. 22/24 ARKANSAS	H	W 64-53
1/13/11	--	No. 5/6 TENNESSEE	H	L 40-83
1/20/11	--	No. 19 KENTUCKY	H	L 58-59
2/10/11	--	No. 4 Tennessee	A	L 39-61
2/28/11	--	No. 22/- GEORGIA	H	W 74-71
3/4/11	--	No. 4 Tennessee	N2	L 75-92

2011-12: Overall: 3-7 (Home: 2-1, Away: 0-4, Neutral: 1-2)

Date	UF Rank	Opponent	Site	UF Result
11/17/11	--	No. 21/19 Florida State	H	W 71-58
12/2/11	--	No. 11/12 Rutgers	N12	L 49-63
1/1/12	--	No. 6 KENTUCKY	H	L 56-59
1/12/12	--	No. 19/16 Georgia	A	L 55-61
1/22/12	--	No. 6 Kentucky	A	L 52-57
2/12/12	--	No. 24 South Carolina	A	L 58-62
2/19/12	--	No. 18 GEORGIA	H	W 61-57
2/26/12	--	No. 10/9 Tennessee	A	L 59-75
3/2/12	--	No. 10/9 Kentucky	N2	L 67-71
3/18/12	--	No. 16/18 Ohio State	N3	W 70-65
3/20/12	--	No. 1 Baylor	N3	L 57-76

2012-13: Overall: 0-8 (Home: 0-3, Away: 0-4, Neutral: 0-1)

Date	UF Rank	Opponent	Site	UF Result
1/3/13	--	No. 6 Kentucky	A	L 69-76
1/13/13	--	No. 9 TENNESSEE	H	L-OT 75-78
1/20/13	--	No. 19/18 SOUTH CAROLINA	H	L 44-52
1/27/13	--	No. 14 Georgia	A	L 52-69
2/14/13	--	No. 11/13 Texas A&M	A	L 71-78
2/17/13	--	No. 13/12 GEORGIA	H	L 57-62
3/3/13	--	No. 14/13 South Carolina	A	L 56-67
3/8/13	--	No. 9 Tennessee	N2	L 73-82

2013-14: Overall: 3-6 (Home: 2-1, Away: 1-4, Neutral: 0-1)

Date	UF Rank	Opponent	Site	UF Result
1/5/14	--	No. 6 Kentucky	A	W 83-73
1/9/14	--	No. rv/25 ARKANSAS	H	W 59-52
1/12/14	--	No. 12/13 LSU	A	L 68-82
1/23/14	--	No. 11/12 Tennessee	A	L 69-89
2/9/14	--	No. 15/13 KENTUCKY	H	W 86-80
2/23/14	--	No. 4/6 South Carolina	A	L 55-69
3/2/14	--	No. 17/16 TEXAS A&M	H	L 72-83
3/10/14	--	No. 14/15 Kentucky	N2	L 70-75
3/25/14	--	No. 14/15 Penn State	A3	L 61-83

2014-15: Overall: 1-5 (Home: 0-2, Away: 1-3, Neutral: 0-0)

Date	UF Rank	Opponent	Site	UF Result
1/15/15	--	No. 10/11 Kentucky	A	L 56-62
1/19/15	--	No. 1 SOUTH CAROLINA	H	L 42-77
2/8/15	--	No. 6 TENNESSEE	H	L 56-64
2/12/15	--	No. 24/rv Georgia	A	W 51-48
2/15/15	--	No. 13/15 Mississippi State	A	L 62-75
2/22/15	--	No. 15 Texas A&M	A	L 46-66

2015-16: Overall: 4-2 (Home: 3-1, Away: 1-1, Neutral: 0-0)

Date	UF Rank	Opponent	Site	UF Result
11/16/15	--	No. 6/7 FLORIDA STATE	H	W 82-72
1/3/16	rv	No. 8 MISSISSIPPI STATE	H	L 70-76
1/6/16	rv	No. 12/11 Tennessee	A	W 74-66
1/24/16	22/23	No. 23/rv Mizzou	A	L 64-79
1/31/16	rv	No. 12 KENTUCKY	H	W 85-79
2/4/16	22	No. 12/11 TEXAS A&M	H	W 83-81

## Florida All-Time vs. Specific-Ranked Teams

**Top-5: 5-62 (0-0 in 2015-16)**

**Nos. 6-10: 11-46 (1-1 in 2015-16)**

**Nos. 11-25: 54-89 (3-1 in 2015-16)**

vs. No. 1: 0-11 (Home: 0-5, Away: 0-4, Neutral: 0-2)  
vs. No. 2: 1-17 (Home: 1-8, Away: 0-6, Neutral: 0-3)  
vs. No. 3: 0-13 (Home: 0-4, Away: 0-7, Neutral: 0-2)  
vs. No. 4: 0-9 (Home: 0-3, Away: 0-5, Neutral: 0-1)  
vs. No. 5: 4-11 (Home: 1-5, Away: 1-5, Neutral: 2-1)

vs. No. 6: 5-9 (Home: 1-5, Away: 3-4, Neutral: 1-0)  
vs. No. 7: 1-7 (Home: 1-3, Away: 0-3, Neutral: 0-1)  
vs. No. 8: 1-14 (Home: 1-8, Away: 0-5, Neutral: 0-1)  
vs. No. 9: 1-8 (Home: 0-3, Away: 1-4, Neutral: 0-1)  
vs. No. 10: 3-8 (Home: 0-2, Away: 2-5, Neutral: 1-1)

vs. No. 11: 4-10 (Home: 1-4, Away: 3-4, Neutral: 0-2)  
vs. No. 12: 6-3 (Home: 4-0, Away: 1-3, Neutral: 1-0)  
vs. No. 13: 1-9 (Home: 0-4, Away: 0-3, Neutral: 1-2)  
vs. No. 14: 2-13 (Home: 2-3, Away: 0-8, Neutral: 0-2)  
vs. No. 15: 3-6 (Home: 3-1, Away: 0-3, Neutral: 0-2)  
vs. No. 16: 3-8 (Home: 1-4, Away: 0-4, Neutral: 2-0)  
vs. No. 17: 6-4 (Home: 3-3, Away: 2-1, Neutral: 1-0)  
vs. No. 18: 6-5 (Home: 2-2, Away: 4-0, Neutral: 0-3)  
vs. No. 19: 5-6 (Home: 3-2, Away: 2-2, Neutral: 0-2)  
vs. No. 20: 5-5 (Home: 4-2, Away: 1-1, Neutral: 0-2)  
vs. No. 21: 4-2 (Home: 1-0, Away: 2-2, Neutral: 1-0)  
vs. No. 22: 3-3 (Home: 2-1, Away: 1-1, Neutral: 0-1)  
vs. No. 23: 1-4 (Home: 1-1, Away: 0-2, Neutral: 0-1)  
vs. No. 24: 3-6 (Home: 1-0, Away: 2-5, Neutral: 0-1)  
vs. No. 25: 3-5 (Home: 2-3, Away: 0-2, Neutral: 1-0)

## UF All-Time vs. Specific-Ranked Teams

UF vs. No. 1-Ranked Teams: 0-11 (Home: 0-5, Away: 0-4, Neutral: 0-2)

Date	UF Rank	Opponent	Site	UF Result
1/28/89	--	No. 1 AUBURN	H	L 58-87
3/2/89	--	No. 1 Auburn	N	L 61-72
1/24/93	--	No. 1 VANDERBILT	H	L 63-69
2/21/93	--	No. 1 TENNESSEE	H	L 75-88
12/18/93	--	No. 1 Tennessee	A	L 69-84
1/10/98	12	No. 1 Tennessee	A	L 60-99
1/21/99	21	No. 1 TENNESSEE	H	L 64-77
2/27/05	--	No. 1 LSU	A	L 52-76
3/24/09	22/21	No. 1 Connecticut (3)	A	L 59-87
3/20/12	--	No. 1 Baylor (3)	N	L 57-76
1/19/15	--	No. 1 SOUTH CAROLINA	H	L 42-77

UF vs. No. 2-Ranked Teams: 1-17 (Home: 1-8, Away: 0-6, Neutral: 0-3)

Date	UF Rank	Opponent	Site	UF Result
11/28/81	--	No. 2 TENNESSEE	H	L 73-85
1/16/84	--	No. 2 Georgia	A	L 66-86
1/17/87	--	No. 2 TENNESSEE	H	L 72-90
1/31/87	--	No. 2 AUBURN	H	L 44-99
1/16/91	--	No. 2 TENNESSEE	H	L-2ot 70-71
2/22/92	--	No. 2 Tennessee	A	L 69-90
12/19/92	--	No. 2 Stanford	A	L 66-76
2/1/95	14	No. 2 TENNESSEE	H	L 69-76
1/25/96	20	No. 2 GEORGIA	H	L 72-61
2/20/96	19	No. 2 Georgia	A	L 89-81
3/24/97	7	No. 2 Old Dominion (3)	N	L 51-53
2/26/99	--	No. 2 Tennessee (2)	N	L 82-90
2/13/00	--	No. 2/3 Tennessee	A	L 78-97
3/3/00	--	No. 2/3 Tennessee (2)	N	L 79-91
2/11/01	6	No. 2 TENNESSEE	H	L 73-103
1/3/02	15	No. 2 TENNESSEE	H	L 64-88

1/31/02	12	No. 2 Tennessee	A	L 66-86
2/16/06	--	No. 2/3 LSU	H	W-ot 79-78

UF vs. No. 3-Ranked



# UF All-Time vs. Specific-Ranked Teams (continued)

## UF vs. No. 5-Ranked Teams: 4-11 (Home: 1-5, Away: 1-5, Neutral: 2-1)

Date	UF Rank	Opponent	Site	UF Result
2/8/1980	--	No. 5 Tennessee (2)	A	L 44-118
12/21/82	--	No. 5 Kentucky	A	L 66-71
1/12/85	--	No. 5 GEORGIA	H	L 73-88
1/19/85	--	No. 5 Georgia	A	L 56-67
1/28/96	20	No. 5 Vanderbilt	A	L 74-60
3/3/96	18	No. 5 Tennessee (2)	N	L 74-63
2/19/97	10	No. 5 GEORGIA	H	L 64-66
3/22/97	7	No. 5 Louisiana Tech (3)	N	W 71-57
11/23/97	9	No. 5 North Carolina (7)	N	W 68-48
2/1/01	9	No. 5 GEORGIA	H	W 75-64
1/19/03	--	No. 5 TENNESSEE	H	L 53-94
2/3/05	--	No. 5 TENNESSEE	H	L-ot 82-91
2/26/06	--	No. 5 Tennessee	A	W-ot 95-93
2/14/10	--	No. 5 Tennessee	A	L 44-83
1/16/11	--	No. 5/6 TENNESSEE	H	L 40-83

## UF vs. No. 6-Ranked Teams: 5-9 (Home: 1-5, Away: 3-4, Neutral: 1-0)

Date	UF Rank	Opponent	Site	UF Result
1/16/88	--	No. 6 MISSISSIPPI	H	L 53-77
2/14/93	--	No. 6 AUBURN	H	L 64-79
3/2/97	10	No. 6 Alabama (2)	N	W 83-72
2/1/98	14	No. 6 Vanderbilt	A	W 62-46
1/8/00	--	No. 6/5 Penn State	A	L 67-91
1/24/02	18	No. 6/5 Vanderbilt	A	W 62-51
1/23/03	--	No. 6 LSU	H	L 54-94
12/19/04	--	No. 6/9 Baylor	A	L 62-89
1/1/12	--	No. 6 KENTUCKY	H	L 56-59
1/22/12	--	No. 6 Kentucky	A	L 52-57
1/3/13	--	No. 6 Kentucky	A	L 69-76
1/5/14	--	No. 6 Kentucky	A	W 83-73
2/8/15	--	No. 6 TENNESSEE	H	L 56-64
11/16/15	--	No. 6/7 FLORIDA STATE	H	W 82-72

## UF vs. No. 7-Ranked Teams: 1-7 (Home: 1-3, Away: 0-3, Neutral: 0-1)

Date	UF Rank	Opponent	Site	UF Result
1/8/89	--	No. 7 Georgia	A	L 77-101
1/23/91	--	No. 7 AUBURN	H	L 59-93
11/27/94	15	No. 7 N. Carolina (4)	N	L 72-79
1/29/97	13	No. 7 Georgia	A	L 73-86
2/16/97	10	No. 7 ALABAMA	H	L 81-86
1/13/00	--	No. 7 GEORGIA	H	L 71-78
12/29/00	19	No. 7 RUTGERS	H	W 66-58
2/8/07	--	No. 7 LSU	A	L 66-79

## UF vs. No. 8-Ranked Teams: 1-14 (Home: 1-8, Away: 0-5, Neutral: 0-1)

Date	UF Rank	Opponent	Site	UF Result
1/10/83	--	No. 8 GEORGIA	H	L 60-76
1/23/83	--	No. 8 TENNESSEE	H	L 62-94
2/2/83	--	No. 8 Tennessee	A	L 69-70
2/22/83	--	No. 8 KENTUCKY	H	L 68-78
1/8/84	--	No. 8 TENNESSEE	H	L 70-78
2/12/86	--	No. 8 MISSISSIPPI	H	L 55-61
1/10/87	--	No. 8 Mississippi	A	L 53-62
2/4/89	--	No. 8 Mississippi	A	L 75-88
1/12/91	--	No. 8 Georgia	A	L 68-89
2/4/95	14	No. 8 VANDERBILT	H	L 52-66
1/21/97	119	No. 8 TENNESSEE	H	W 71-62
3/21/98	13	No. 8/9 Duke (3)	N	L 58-71
2/3/08	--	No. 8 LSU	H	L 71-85
1/10/10	--	No. 8 Georgia	A	L 52-61
1/3/16	RV	No. 8 MISSISSIPPI STATE	H	L 70-76

## UF vs. No. 9-Ranked Teams: 1-8 (Home: 0-3, Away: 1-4, Neutral: 0-1)

Date	UF Rank	Opponent	Site	UF Result
1/31/84	--	No. 9 Tennessee	A	L 49-69
2/22/85	--	No. 9 Auburn (2)	A	L 64-84
1/21/87	--	No. 9 LOUISIANA STATE	H	L 67-85
12/29/91	--	No. 9 STEPHEN FAUSTIN	H	L 73-86
3/19/93	--	No. 9 Virginia (3)	A	L 55-69
12/10/98	17	No. 9/8 Alabama	A	W 77-71
1/11/09	18	No. 9/8 Auburn	A	L 65-81
1/13/13	--	No. 9 TENNESSEE	H	L-ot 75-78
3/8/13	--	No. 9 Tennessee	N2	L 73-82

## UF vs. No. 10-Ranked Teams: 3-8 (Home: 0-2, Away: 2-5, Neutral: 1-1)

Date	UF Rank	Opponent	Site	UF Result
2/2/86	--	No. 10 Tennessee	A	L 60-82
11/24/89	--	No. 10 Nevada Las Vegas	H	L 49-73
1/26/91	--	No. 10 LOUISIANA STATE	H	L 68-80
1/16/94	--	No. 10 Alabama	A	W 80-75
2/8/95	18	No. 10 Georgia	A	W 59-46
3/2/96	18	No. 10 Vanderbilt (2)	N	W 83-73
1/20/00	--	No. 10 Auburn	A	L 69-92
1/16/03	--	No. 10/9 Arkansas	A	L 45-84
2/26/12	--	No. 10/9 Tennessee	A	L 59-75
3/2/12	--	No. 10/9 Kentucky	N2	L 67-71
1/15/15	--	No. 10/11 Kentucky	A	L 56-62

## UF vs. No. 11-Ranked Teams: 4-10 (Home: 1-4, Away: 3-4, Neutral: 0-2)

Date	UF Rank	Opponent	Site	UF Result
2/5/86	--	No. 11 Auburn	A	L 48-73
1/4/87	--	No. 11 Georgia	A	L 65-78
1/24/87	--	No. 11 VANDERBILT	H	L 60-80
1/26/92	--	No. 11 Vanderbilt	A	L 82-89
2/6/94	--	No. 11 Vanderbilt	A	L 65-82

1/15/95	18	No. 11 ALABAMA	H	W 97-88
3/4/95	15	No. 11 Georgia (2)	N	L 71-88
1/25/97	119	No. 11 VANDERBILT	H	W 70-56
12/3/00	--	No. 11/9 PENN STATE	H	W 92-79
2/3/02	12	No. 11/9 SOUTH CAROLINA	H	L 59-69
1/18/04	--	No. 11/9 Georgia	A	W 83-73
12/21/11	--	No. 11/12 Rutgers	N12	L 49-63
2/14/13	--	No. 11/13 Texas A&M	A	L 71-78
1/23/14	--	No. 11/12 Tennessee	A	L 69-89

## UF vs. No. 12-Ranked Teams: 6-3 (Home: 4-0, Away: 1-3, Neutral: 1-0)

Date	UF Rank	Opponent	Site	UF Result
2/17/96	17	No. 12 Alabama	A	L 73-54
12/13/96	24	No. 12 Iowa (5)	N	W 68-58
1/4/97	24	No. 12 AUBURN	H	W 71-58
2/24/00	--	No. 12/9 Louisiana St.	A	L 66-71
2/8/09	11	No. 12/17 TENNESSEE	H	W 66-57
1/12/14	--	No. 12/13 LSU	A	L 68-82
1/7/16	rv	No. 12/11 Tennessee	A	W 74-66
1/31/16	rv	No. 12 KENTUCKY	H	W 85-79
2/4/16	22	No. 12/11 TEXAS A&M	H	W 83-81

## UF vs. No. 13-Ranked Teams: 1-9 (Home: 0-4, Away: 0-3, Neutral: 1-2)

Date	UF Rank	Opponent	Site	UF Result
1/21/81	--	No. 13 South Carolina	A	L 48-86
12/11/82	--	No. 13 Georgia	A	L 66-88
1/9/88	--	No. 13 GEORGIA	H	L 66-96
3/5/94	22	No. 13 Vanderbilt (2)	N	L 72-94
11/22/98	20	No. 13/16 G. Washington (8)	N	W 82-59
2/2/03	--	No. 13/12 MISSISSIPPI STATE	H	L 54-83
3/2/07	--	No. 13 Vanderbilt (2)	N	L 77-105
11/17/09	--	No. 13/10 FLORIDA STATE	H	L 62-66
2/17/13	--	No. 13/12 GEORGIA	H	L 57-62
2/15/15	--	No. 13/15 Mississippi State	A	L 62-75

## UF vs. No. 14-Ranked Teams: 2-13 (H: 2-3, Away: 0-8, Neutral: 0-2)

Date	UF Rank	Opponent	Site	UF Result
1/13/82	--	No. 14 Georgia	A	L 77-92
2/2/91	--	No. 14 Mississippi	A	L 58-65
1/11/92	--	No. 14 MISSISSIPPI	H	L 56-59
2/18/99	--	No. 14/12 GEORGIA	H	L 66-91
2/22/01	11	No. 14/14 LOUISIANA ST	H	W 67-59
12/21/01	20	No. 14/12 COLORADO	H	W 61-50
3/1/03	--	No. 14/16 Georgia	A	L 67-76
1/15/04	--	No. 14 LSU	A	L 59-74
11/18/06	--	No. 14/12 Rutgers (10)	N	L 71-88
1/14/07	--	No. 14/12 Vanderbilt	A	L 69-82
1/28/07	--	No. 14/15 GEORGIA	H	L 54-77
1/27/13	--	No. 14 Georgia	A	L 52-69
3/3/13	--	No. 14/13 South Carolina	A	L 56-67
3/7/14	--	No. 14/15 Kentucky	N2	L 70-75
3/25/14	--	No. 14/15 Penn State	A3	L 61-83

## UF vs. No. 15-Ranked Teams: 3-6 (Home: 3-1, Away: 0-3, Neutral: 0-2)

Date	UF Rank	Opponent	Site	UF Result
1/26/85	--	No. 15 KENTUCKY	H	W 69-64
1/13/90	--	No. 15 Auburn	A	L 66-73
3/6/03	--	No. 15/16 Vanderbilt (2)	N	L 58-74
12/14/03	--	No. 15/17 UCSB	H	W 75-49
3/22/04	--	No. 15/17 Baylor (3)	N	L 76-91
1/29/06	24	No. 15 GEORGIA	H	L 55-92
1/4/07	--	No. 15 Georgia	A	L 57-89
2/9/14	--	No. 15/13 KENTUCKY	H	W 86-80
2/22/15	--	No. 15 Texas A&M	A	L 46-66

## UF vs. No. 16-Ranked Teams: 3-8 (Home: 1-4, Away: 0-4, Neutral: 2-0)

Date	UF Rank	Opponent	Site	UF Result
12/1/79	--	No. 16 SOUTH CAROLINA	H	L 50-93
11/30/81	--	No. 16 GEORGIA	H	L 76-89
12/31/81	--	No. 16 Kentucky	A	L 61-97
12/4/93	--	No. 16 Stephen F. Austin	A	L 71-82
11/26/94	15	No. 16 Kansas (4)	N	W 58-56
1/30/03	--	No. 16 South Carolina	A	L 64-78
2/15/04	20	No. 16 LSU	H	L 72-91
12/21/06	--	No. 16/14 LOUISVILLE	H	L 60-77
12/21/08	20	No. 16/19 PITTSBURGH	H	W 90-83
2/18/10	--	No. 16 Kentucky	A	L 51-77
3/18/12	--	No. 16/18 Ohio State	N3	W 70-65

## UF vs. No. 17-Ranked Teams: 6-4 (Home: 3-3, Away: 2-1, Neutral: 1-0)

Date	UF Rank	Opponent	Site	UF Result
2/25/82	--	No. 17 KENTUCKY	H	L 87-89
2/11/96	20	No. 17 MISSISSIPPI	H	W 69-48
1/18/97	24	No. 17 LSU	H	W 74-57
3/1/97	10	No. 17 Vanderbilt (2)	N	W 68-54
1/4/01	14	No. 17/18 Mississippi State	A	W 82-70
1/6/02	15	No. 17/21 Auburn	A	W 70-61
1/27/02	18	No. 17/16 GEORGIA	H	W 73-64
1/8/06	--	No. 17/18 Georgia	A	L 70-89
1/24/08	RV	No. 17/14 GEORGIA	H	L 55-82
3/2/14	--	No. 17/16 TEXAS A&M	H	L 72-83

## UF vs. No. 18-Ranked Teams: 6-5 (Home: 2-2, Away: 4-0, Neutral: 0-3)

Date	UF Rank	Opponent	Site	UF Result
3/10/77	--	No. 18 Mississippi College (1)	N	L 79-93
3/1/84	--	No. 18 Auburn (2)	N	L 65-75
1/9/91	--	No. 18 VANDERBILT	H	W 74-68
1/21/95	17	No. 18 Mississippi	A	W 81-77
2/2/97	13	No. 18 Arkansas	A	W-ot 79-66

2/23/03	--	No. 18/19 VANDERBILT	H	L 58-64
2/29/04	--	No. 18/20 Auburn	A	W 71-60
2/24/05	--	No. 18 GEORGIA	H	L 38-63
12/3/05	--	No. 18/16 Temple	A	W 58-55
11/17/06	--	No. 18 California (10)	N	L 60-88
2/19/12	--	No. 18/15 GEORGIA	H	W 61-57

## UF vs. No. 19-Ranked Teams: 5-6 (Home: 3-2, Away: 2-2, Neutral: 0-2)

Date	UF Rank	Opponent	Site	UF Result
2/15/85	--	No. 19 Kentucky	A	W 57-54
3/17/93	--	No. 19 Bowling Green (3)	A	W 69-67
3/3/97	6	No. 19 Auburn (2)	N	L 47-52
2/4/01	9	No. 19/18 VANDERBILT	H	W 62-57
2/26/04	--	No. 19/15 GEORGIA	H	W 69-59
1/27/05	--	No. 19/20 Georgia	A	L 61-81
1/22/06	--	No. 19 VANDERBILT	H	W 73-59
3/6/09	21	No. 19 Tennessee	N	L 67-71
1/20/11	--	No. 19 KENTUCKY	H	L 58-59
1/12/12	--	No. 19/16 Georgia	A	L 55-61
1/20/13	--	No. 19/18 SOUTH CAROLINA	H	L 44-52

## UF vs. No. 20-Ranked Teams: 5-5 (Home: 4-2, Away: 1-1, Neutral: 0-2)

Date	UF Rank	Opponent	Site	UF Result
1/5/80	--	No. 20 MISSISSIPPI COLLEGE	H	L 78-101
12/22/83	--	No. 20 Kentucky	A	W 68-66
1/14/85	--	No. 20 MIAMI	H	W 85-68
1/7/98	12	No. 20/18 GEORGIA	H	W 94-61
2/28/98	12	No. 20/19 Alabama (2)	N	L 61-74
11/26/99	--	No. 20/19 Purdue	A	L 50-90
1/6/00	--	No. 20/18 MISSISSIPPI ST	H	W 85-72
3/5/04	--	No. 20/16 Georgia (2)	N	L 72-76
11/23/07	--	No. 20/21 FLORIDA ST.	H	L 78-81
2/21/10	--	No. 20 GEORGIA	H	W 64-57

## UF vs. No. 21-Ranked Teams: 4-2 (Home: 1-0, Away: 2-2, Neutral: 1-0)

Date	UF Rank	Opponent	Site	UF Result
12/8/91	--	No. 21 Connecticut	A	L 48-71
11/26/96	19	No. 21 Texas	A	L-ot 84-97
1/14/98	12	No. 21/24 Auburn	A	W 65-61
2/5/06	--	No. 21/23 Kentucky	A	W



# Florida Playing as a Ranked Team

**1983-84: Overall: 0-1 (Home: 0-1)**

Date	UF Rank	Opponent	Site	UF Result
1/4/84	19	(NR) VANDERBILT	H	L 77-86

**1993-94: Overall: 2-3 (Away: 1-1, Neutral: 1-2)**

Date	UF Rank	Opponent	Site	UF Result
2/23/94	22	(NR) South Florida	A	W 82-67
2/26/94	22	(NR) Auburn	A	L 76-80
3/4/94	22	#25 Auburn	N	W 72-67
3/5/94	22	#13 Vanderbilt	N	L 72-94
3/16/94	22	(NR) Texas A&M	N	L 76-78

**1994-95: Overall: 24-9 (Home: 10-2, Away: 8-4, Neutral: 6-3)**

Date	UF Rank	Opponent	Site	UF Result
11/25/94	15	(NR) Arizona	N	W 94-76
11/26/94	15	#16 Kansas	N	W 58-56
11/27/94	15	#7 N. Carolina	N	L 72-79
12/2/94	15	(NR) Miami	N	W 84-63
12/3/94	15	(NR) Florida State	A	W 91-80
12/6/94	13	(NR) BETHUNE-COOKMAN	H	W 87-39
12/10/94	13	(NR) Southern Miss	A	L-ot 92-93
12/19/94	18	(NR) Loyola Marym	N	W 85-48
12/20/94	18	(NR) New Mexico State	A	W 68-63
12/28/94	18	(NR) SAN FRANCISCO	H	W 74-66
12/29/94	18	(NR) N.C. STATE	H	W 77-67
1/4/95	16	(NR) Kentucky	A	L 55-63
1/7/95	16	(NR) Mississippi St.	A	W 79-47
1/11/95	18	(NR) Florida Atlantic	A	W 112-53
1/15/95	18	#11 ALABAMA	H	W 97-88
1/18/95	17	(NR) SOUTH FLORIDA	H	W 95-54
1/21/95	17	#18 Mississippi	A	W 81-77
1/23/95	13	(NR) W. VIRGINIA	H	W 98-54
1/25/95	13	(NR) Texas	A	W-ot 82-71
1/28/95	13	(NR) Arkansas	A	L 66-72
2/1/95	14	#2 TENNESSEE	H	L 69-76
2/4/95	14	#8 VANDERBILT	H	L 52-66
2/8/95	18	#10 Georgia	A	W 59-46
2/11/95	18	(NR) LSU	H	W 88-46
2/13/95	14	(NR) New Orleans	A	L 71-74
2/16/95	14	(NR) LYNN	H	W 112-43
2/18/95	14	(NR) South Carolina	A	W 69-49
2/21/95	17	(NR) FLORIDA STATE	H	W 81-62
2/26/95	17	(NR) AUBURN	H	W-ot 62-54
3/3/95	15	(NR) LSU	N	W 88-80
3/4/95	15	#11 Georgia	N	L 71-88
3/16/95	17	(NR) Radford	N	W 89-49
3/18/95	17	#3 Virginia	N	L 67-72

**1995-96: Overall: 12-9 (Home: 9-1, Away: 2-5, Neutral: 3-3)**

Date	UF Rank	Opponent	Site	UF Result
12/19/95	23	(NR) Illinois	N	L 67-53
12/20/95	23	(NR) Virginia Tech	N	W 65-48
12/29/95	23	(NR) U. MASS	H	W 71-54
12/30/95	23	(NR) GEO. WASH.	H	W 57-44
1/2/96	21	#4 Tennessee	A	L 87-67
1/7/96	21	#25 Auburn	A	L 69-53
1/9/96	25	(NR) CENTRAL FLORIDA	H	W 83-68
1/14/96	25	(NR) SOUTH CAROLINA	H	W 70-51
1/21/96	22	(NR) Louisiana State	A	W 71-64
1/25/96	20	#2 GEORGIA	H	L 72-61
1/28/96	20	#5 Vanderbilt	A	L 74-60
2/4/96	20	#24 ARKANSAS	H	W 73-57
2/11/96	20	#17 MISSISSIPPI	H	W 69-48
2/17/96	17	#12 Alabama	A	L 73-54
2/20/96	19	#2 Georgia	A	L 89-81
2/24/96	19	(NR) MISS. STATE	H	W 95-45
2/26/96	18	(NR) Florida State	A	W 76-37
3/1/96	18	(NR) S. Carolina	N	W 65-48
3/2/96	18	#10 Vanderbilt	N	W 83-73
3/3/96	18	#5 Tennessee	N	L 74-63
3/16/96	16	(NR) San Francisco	N	L 68-61

**1996-97: Overall: 24-9 (Home: 9-3, Away: 7-3, Neutral: 8-3)**

Date	UF Rank	Opponent	Site	UF Result
11/22/96	20	(NR) Miami	N	W 65-58
11/23/96	20	(NR) Florida State	N	W 75-48
11/26/96	19	#21 Texas	A	L-ot 84-94
11/29/96	19	(NR) Tennessee St.	N	W 78-53
11/30/96	19	(NR) Memphis	A	L 74-81
12/4/96	24	(NR) GEORGETOWN	H	L 75-78
12/6/96	24	(NR) North Texas	N	W 93-58
12/7/96	24	(NR) SW Texas	A	W 78-68
12/13/96	24	#21 Iowa	N	W 68-58
12/14/96	24	(NR) FLORIDA STATE	H	W 77-59
12/21/96	24	(NR) Boise State	A	W 81-58
12/22/96	24	#22 Clemson	N	L 50-52
12/29/96	24	(NR) ST. BONAVENTURE	H	W 86-65
12/30/96	24	(NR) KANSAS STATE	H	W 89-67
1/4/97	24	#12 AUBURN	H	W 71-58
1/12/97	25	(NR) South Carolina	A	W 66-62
1/18/97	24	#17 LSU	H	W 74-57
1/21/97	19	#8 TENNESSEE	H	W 71-62
1/25/97	19	#11 VANDERBILT	H	W 70-56
1/29/97	13	#7 Georgia	A	L 73-86
2/2/97	13	#18 Arkansas	A	W-ot 79-66
2/8/97	13	(NR) Ole Miss	A	W 66-58
2/13/97	10	(NR) Kentucky	A	W 77-53
2/16/97	10	#7 ALABAMA	H	L 81-86
2/19/97	10	#5 GEORGIA	H	L 64-66
2/22/97	10	(NR) Mississippi State	A	W 75-71
3/1/97	10	#17 Vanderbilt	N	W 68-54
3/2/97	10	#6 Alabama	N	W 83-72

3/3/97	6	#19 Auburn	N	L 47-52
3/14/97	7	(NR) FLA. INTERNATIONAL	H	W 92-68
3/16/97	7	(NR) SOUTHERN CAL	H	W 92-78
3/22/97	7	#5 Louisiana Tech	N	W 71-57
3/24/97	7	#2 Old Dominion	N	L 51-53

**1997-98: Overall: 23-9 (Home: 16-1, Away: 5-5, Neutral: 2-3)**

Date	UF Rank	Opponent	Site	UF Result
11/20/97	9	(NR) FLORIDA STATE	H	W 73-64
11/21/97	9	(NR) MIAMI	H	W 70-51
11/23/97	9	#5 North Carolina	N	W 68-48
11/25/97	5	(NR) TEXAS	H	W 64-51
11/29/97	5	(NR) Pepperdine	A	L 51-65
11/30/97	5	(NR) UC- Santa Barbra	A	L 86-88
12/7/97	13	(NR) Georgetown	A	W 74-63
12/12/97	10	(NR) Purdue	A	L 61-71
12/21/97	15	#25 ALABAMA	H	W 70-62
12/28/97	12	(NR) RHODE ISLAND	H	W 76-53
12/29/97	12	#23 DUKE	H	W 70-63
12/30/97	12	(NR) HAMPTON	H	W 92-55
1/4/98	12	(NR) KENTUCKY	H	W 100-58
1/7/98	12	#20 GEORGIA	H	W 94-61
1/10/98	12	#1 Tennessee	A	L 60-99
1/14/98	12	#21 Auburn	A	W 65-61
1/17/98	12	(NR) SOUTH CAROLINA	H	W 82-68
1/21/98	10	(NR) Florida State	A	W 69-57
1/24/98	10	(NR) LSU	A	L 57-67
1/28/98	14	(NR) Kentucky	A	W 70-63
2/1/98	14	#6 Vanderbilt	A	W 62-46
2/5/98	10	(NR) ARKANSAS	H	W 80-69
2/8/98	10	(NR) MISSISSIPPI	H	W 79-60
2/10/98	8	(NR) CENTRAL FLORIDA	H	W 110-61
2/14/98	8	#24 Alabama	A	L 51-73
2/17/98	12	(NR) Georgia	A	L 62-79
2/22/98	12	(NR) MISSISSIPPI STATE	H	W 74-68
2/27/98	12	(NR) Arkansas	N	W 63-49
2/28/98	12	#20 Alabama	N	L 61-74
3/14/98	13	(NR) MONTANA	H	W 85-64
3/16/98	13	(NR) VA TECH	H	W 89-57
3/21/98	13	#8 Duke	N	L 58-71

**1998-99: Overall: 14-8 (Home: 6-4, Away: 5-3, Neutral: 3-1)**

Date	UF Rank	Opponent	Site	UF Result
11/14/98	22	(NR) ARKANSAS ST.	H	W 75-65
11/16/98	20	(NR) Baylor	A	W 70-58
11/19/98	20	(NR) Colorado St.	A	L 65-80
11/20/98	20	(NR) Indiana	N	W 72-67
11/22/98	20	#13 G. Washington	N	W 82-59
11/24/98	13	(NR) MIAMI	H	W 85-69
11/28/98	13	(NR) Marquette	N	L 61-77
11/29/98	13	(NR) Villanova	N	W 52-49
12/3/98	21	(NR) Stetson	A	W 98-76
12/5/98	21	(NR) SW TEXAS	H	W 89-47
12/10/98	17	#9 Alabama	A	W 77-71
12/19/98	13	(NR) Illinois	A	L 77-97
12/21/98	20	#3 PURDUE	H	L 76-84
12/28/98	20	(NR) WESTERN MICHIGAN	H	W 94-59
12/29/98	20	(NR) CALIFORNIA	H	W 96-70
1/3/99	20	(NR) Kentucky	A	W 77-63
1/7/99	19	#4 Georgia	A	L 72-84
1/11/99	18	(NR) CENTRAL FLORIDA	H	W 89-59
1/14/99	21	#25 AUBURN	A	L 71-76
1/17/99	21	(NR) South Carolina	H	W 78-66
1/21/99	21	#1 TENNESSEE	H	L 64-77
1/24/99	21	(NR) LOUISIANA ST.	H	L 71-80

**2000-01: Overall: 18-6 (Home: 10-3, Away: 7-2 Neutral: 1-1)**

Date	UF Rank	Opponent	Site	UF Result
12/9/00	20	(NR) CENTRAL FLORIDA	H	W 85-44
12/17/00	18	(NR) New Mexico	N	W 79-58
12/20/00	16	(NR) Chicago State	A	W 79-30
12/22/00	16	(NR) Colorado	A	L 62-98
12/28/00	19	(NR) TENNESSEE ST	H	W 100-54
12/29/00	19	#7 RUTGERS	H	W 66-58
1/4/01	14	#17 Mississippi St	A	W 82-70
1/7/01	14	(NR) Kentucky	A	W 85-48
1/11/01	10	#4 Georgia	A	L 59-72
1/18/01	10	(NR) AUBURN	H	W 72-59
1/21/01	10	(NR) South Carolina	A	W 97-85
1/25/01	10	(NR) PROVIDENCE	H	W 88-56
1/28/01	10	(NR) SOUTH CAROLINA	H	W 91-53
2/1/01	9	#5 GEORGIA	H	W 75-64
2/4/01	9	#19 VANDERBILT	H	W 62-57
2/8/01	6	(NR) Arkansas	A	W 75-64
2/11/01	6	#2 TENNESSEE	H	L 73-101
2/15/01	9	(NR) Mississippi	A	W 71-65
2/18/01	9	(NR) MISSISSIPPI ST	H	L 75-79
2/22/01	11	#14 LOUISIANA ST	H	W 67-59
2/25/01	11	(NR) Alabama	A	W 74-62
3/2/01	11	(NR) Arkansas	N	L 69-78
3/16/01	14	(NR) HOLY CROSS	H	W 84-52
3/18/01	14	(NR) WASHINGTON	H	L 75-86

**2001-02: Overall: 18-11 (Home: 11-2, Away: 6-5, Neutral: 1-4)**

Date	UF Rank	Opponent	Site	UF Result
11/16/01	13	(NR) OAKLAND	H	W 84-65
11/20/01	12	(NR) HIGH POINT	H	W 93-65
11/24/01	12	(NR) Southern California	N	L 68-71
11/25/01	12	#23 Wisconsin	N	L 49-61
11/29/01	19	(NR) Florida State	A	W-ot 78-74
12/1/01	19	(NR) Creighton	N	W 78-67
12/2/01	19	(NR) Tulane	A	L 51-57

## The Gators as a Ranked Team (in AP Poll at game time)

### UF's Record When Ranked

**Overall: 154-79 (3-2 in 2015-16)**

**Home: 83-20 (3-1 in 2015-16)**

**Away: 44-38 (0-1 in 2015-16)**

**Neutral: 27-21 (0-0 in 2015-16)**

### Ranked-Florida vs. Ranked Teams

**Overall: 37-41 (1-1 in 2015-16)**

**Home: 19-13 (1-0 in 2015-16)**

**Away: 9-17 (0-1 in 2015-16)**

**Neutral: 9-12 (0-0 in 2015-16)**

### Ranked-UF vs. Non-Ranked Teams

**Overall: 119-37 (2-1 in 2015-16)**

**Home: 65-7 (2-1 in 2015-16)**

**Away: 36-21 (0-0 in 2015-16)**

**Neutral: 18-9 (0-0 in 2015-16)**

12/6/01	20	(NR) Lamar	A	W 88-45
12/8/01	20	(NR) South Florida	A	W 90-66
12/18/01	20	(NR) ELON	H	W 81-53
12/21/01	20	#14 COLORADO	H	W 61-50
12/28/01	16	(NR) DUQUESNE	H	W 80-51
12/29/01	16	(NR) KENT STATE	H	W 73-47
1/3/02	15	#2 TENNESSEE	H	L 64-88
1/6/02	15	#17 Auburn	A	W 70-61
1/10/02	18	(NR) Louisiana State	A	L 59-84
1/13/02	18	(NR) ALABAMA	H	W 83-77
1/20/02	18	(NR) MISSISSIPPI	H	W 75-73
1/24/02	18	#6 Vanderbilt	A	W 62-51
1/27/02	18	#17 GEORGIA	H	W 73-64
1/31/02	12	#2 Tennessee	A	L 66-86
2/3/02	12	#11 SOUTH CAROLINA	H	L 59-69
2/10/02	14	(NR) Mississippi	A	W 74-73
2/14/02	14	(NR) KENTUCKY	H	W 81-59
2/17/02	14	#24 Georgia	A	L 62-73
2/21/02	16	(NR) ARKANSAS	H	W 64-58
2/24/02	16	(NR) Mississippi St	A	L 63-83
2/28/02	22	(NR) Auburn	N	L 57-70
3/16/02	124	(NR) BYU	N	L 52-90

**2003-04: Overall: 1-2 (Home: 1-1, Away: 0-1, Neutral: 0-0)**

Date	UF Rank	Opponent	Site	UF Result
2/8/04	24	(NR) KENTUCKY	H	W 76-56
2/12/04	20	(NR) Mississippi State	A	L 76-88
2/15/04	20	#16 LSU	H	L 72-91

**2005-06: Overall: 1-3 (Home: 0-1, Away: 0-1, Neutral: 1-1)**

# 2015-16 Florida Final Box Scores & Game Recaps

GAME 1: Florida vs Temple  
11/13/15 7:00pm at Philadelphia, Pa. (Liacouras Center)

VISITORS: Florida 0-1

##	Player Name	TOT-FG		3-PT	REBOUNDS				PF	TP	A	TO	BLK	S	MIN
		FG-FGA	FG-FGA		FT-FTA	OF	DE	TOT							
01	Williams,Ronni.....	f	3-6	0-0	0-0	1	1	2	5	6	0	3	0	0	14
44	Lorenzen,Haley.....	f	3-9	0-0	2-4	4	3	7	0	8	0	0	3	1	19
03	Miller,January.....	g	2-3	0-0	2-4	0	2	2	5	6	0	1	0	0	11
04	Needles,Carlie.....	g	1-5	1-4	0-0	0	1	1	2	3	0	1	0	0	22
13	Peoples,Cassie.....	g	7-13	2-4	2-2	1	0	1	1	18	8	6	2	1	32
02	Young,Isis.....		2-5	2-4	1-2	1	0	1	0	7	2	3	0	0	10
11	Anderson,Dyandria....		4-6	0-2	0-0	3	1	4	3	8	1	3	1	2	22
20	Westbrook,Simone....		6-9	0-2	2-3	0	3	3	2	14	2	1	0	1	19
21	Christinaki,Eleana...		0-0	0-0	1-2	0	0	0	2	1	1	0	0	0	4
23	Copeland,Brooke.....		2-5	2-4	0-0	0	1	1	4	6	3	1	0	3	20
24	Fleming,Tyshara.....		3-3	0-0	2-4	1	5	6	3	8	2	2	5	2	19
32	Batchelor,Carla.....		2-3	2-3	0-0	0	1	1	1	6	0	1	0	0	8
TEAM.....						3	1	4	1						
Totals.....			35-67	9-23	12-21	14	19	33	29	91	19	22	11	10	200
TOTAL FG% 1st Half: 17-31			54.8%	2nd Half: 18-36			50.0%	Game: 52.2%		DEADB					
3-Pt. FG% 1st Half: 4-10			40.0%	2nd Half: 5-13			38.5%	Game: 39.1%		REBS					
F Throw % 1st Half: 2-8			25.0%	2nd Half: 10-13			76.9%	Game: 57.1%		4					

HOME TEAM: Temple 1-0

##	Player Name	TOT-FG		3-PT	REBOUNDS				PF	TP	A	TO	BLK	S	MIN
		FG-FGA	FG-FGA		FT-FTA	OF	DE	TOT							
35	MARTIN, Safiya.....	c	0-1	0-0	0-0	0	2	2	5	0	0	0	1	0	13
00	BUTTS, Aliiya.....	g	6-12	4-4	4-6	0	1	1	2	20	4	2	0	0	28
01	COVILLE, Erica.....	g	2-2	0-0	7-7	2	2	4	2	11	3	4	0	2	30
02	FITZGERALD, Feyonda..	g	11-20	2-6	8-8	0	4	4	1	32	5	7	0	3	37
20	ATKINSON, Tanaya....	g	7-17	2-5	4-8	3	2	5	3	20	1	1	1	1	32
05	NWAIKWE, Ugo.....		1-2	0-0	0-0	1	2	3	2	2	0	0	1	0	10
12	SHERRILL, Ruth.....		0-0	0-0	0-0	0	1	1	0	0	0	0	0	0	8
21	BERGER, Khadijah....		2-5	1-4	0-0	1	3	4	1	5	2	1	0	0	23
32	FOUNTAIN, Donnaizha.		0-2	0-1	5-6	4	5	9	1	5	1	2	0	0	8
33	BOLDUC, Monasia.....		1-1	0-0	0-0	0	0	0	1	2	0	0	0	0	9
42	ROBINSON, Taylor....		0-0	0-0	0-0	0	1	1	3	0	0	2	0	0	2
TEAM.....						4	4								
Totals.....			30-62	9-20	28-35	15	23	38	21	97	16	19	3	6	200
TOTAL FG% 1st Half: 14-28			50.0%	2nd Half: 16-34			47.1%	Game: 48.4%		DEADB					
3-Pt. FG% 1st Half: 7-13			53.8%	2nd Half: 2-7			28.6%	Game: 45.0%		REBS					
F Throw % 1st Half: 15-19			78.9%	2nd Half: 13-16			81.3%	Game: 80.0%		5					

Officials: Technical fouls: Florida-None. Temple-TEAM. Attendance: 1453

Score by Periods		1st	2nd	3rd	4th	Total
Florida.....		22	18	22	29	91
Temple.....		19	31	27	20	97
Points in the paint-UF 46,TEMPLE 28. Points off turnovers-UF 24,TEMPLE 20.						
2nd chance points-UF 13,TEMPLE 16. Fast break points-UF 27,TEMPLE 8.						
Bench points-UF 50,TEMPLE 14. Score tied-2 times. Lead changed-4 times.						
Last FG-UF 4th-00:09, TEMPLE 4th-02:48.						
Largest lead-UF by 9 2nd-08:27, TEMPLE by 20 4th-07:53.						
UF led for 13:51. TEMPLE led for 25:08. Game was tied for 00:59.						

## Game 1: Temple 97, Florida 91 November 13, 2015 \* Liacouras Center \* Philadelphia, Pa.

Senior **Cassie Peoples** scored 18 points, junior newcomer **Simone Westbrook** added 14 and Florida nearly erased a 20-point deficit but its comeback fell short in a 97-91 season-opening setback against Temple at the Liacouras Center Friday evening.

There were 56 free throw attempts and 49 personal fouls called during the game and it was the Owls who took advantage of some of the new rules implemented in women's basketball this season.

The hosts converted 28-of-35 from the line compared to the 12-of-21 effort by the Gators, who shot 52.2 percent (35-67) from the floor during the game.

Free throw differential aside, Florida rallied from down 84-64 with 7:21 remaining in the game and got as close as three points, 92-89, with 24 seconds remaining.

The Gators seemed to have a real chance at the comeback after Westbrook dropped in a floater that had UF within six points, 86-80, with 3:31 on the clock.

The Owls worked the shot clock and Feyonda Fitzgerald, who finished with a game-high 32 points, scored underneath before collecting a steal and Tanaya Atkinson, who added 20 points, converted the fastbreak layup and pushed Temple's lead back to 10 points, 90-80, with 2:48 to go. Peoples missed underneath for the Gators and Fitzgerald corralled the rebound.

Junior newcomer **Tyshara Fleming** then stole the ball, as the Temple bench was assessed a technical foul. Peoples made both free throws and the Gators had the ball with 2:26 remaining and down eight, but turned the ball over.

Neither team could connect offensively for the next minute until Fleming knocked down a free throw with 1:35 on the clock. TU followed with a pair from the line before Fleming scored under the basket. Westbrook stole the ball and found Fleming, who had the Gators within five, 92-87, with 61 seconds remaining.

Temple again worked the shot clock and after a miss with 29 seconds, Westbrook added a layup and the Gators were with three with 24 seconds left.

The Owls converted 5-of-6 free throws in the final 24 seconds to seal the decision.

Six different Gators scored during the furious span, with three newcomers leading the way. Redshirt-freshman **Isis Young's** first collegiate points came from beyond the arc and ignited a 25-8 sprint that began as a 16-2 march. Westbrook scored six points during the entire rally. Fleming came off the bench for an impressive game that resulted in eight points – five during the rally, five blocked shots, six rebounds, two steals and two assists in 18 minutes.

Westbrook led the run with six points, while Peoples added five, **Brooke Copeland** contributed a three-pointer and **Ronni Williams** converted one free throw.

## Good Start by Florida, Better Finish by Temple

Florida led 22-19 after the first quarter and used an 8-2 run to start the second, as the Gators assumed a 30-21 lead with 8:27 remaining in the opening half. Carla Batchelor nailed back-to-back three-pointers and Haley Lorenzen put back a tough inside bucket during the spree.

Temple slowly chipped away at its deficit and with the Gators holding a 38-32 advantage ripped off 16 straight points and ended the half on an 18-2 march to take a 50-40 halftime lead.

GAME 2: #6/7 Florida State vs Florida  
11/16/15 5:30 pm ET at Gainesville, FL (O'Connell Center)

VISITORS: #6/7 Florida State 0-1

##	Player Name	TOT-FG		3-PT	REBOUNDS				PF	TP	A	TO	BLK	S	MIN
		FG-FGA	FG-FGA		FT-FTA	OF	DE	TOT							
20	Shakayla Thomas.....	f	4-8	0-0	2-3	2	0	2	4	10	0	1	0	2	18
23	Ivey Slaughter.....	f	4-8	0-1	2-4	3	4	7	4	10	2	4	0	3	36
02	Adut Bulgak.....	c	7-19	0-0	6-7	9	5	14	3	20	1	0	2	0	34
10	Leticia Romero.....	g	5-12	2-3	4-4	5	1	6	2	16	2	5	0	3	28
12	Brittany Brown.....	g	2-13	0-2	3-4	5	1	6	4	7	2	6	0	5	31
03	Emiah Bingley.....		1-12	1-6	2-2	1	3	4	1	5	1	3	0	2	36
11	Maria Conde.....		0-0	0-0	0-0	0	0	0	2	0	0	1	0	0	8
42	Kai James.....		2-3	0-0	0-0	0	2	2	2	4	0	3	0	0	9
TEAM.....						4	3	7							
Totals.....			25-75	3-12	19-24	29	19	48	22	72	8	24	2	15	200
TOTAL FG% 1st Half: 13-37			35.1%	2nd Half: 12-38			31.6%	Game: 33.3%		DEADB					
3-Pt. FG% 1st Half: 1-4			25.0%	2nd Half: 2-8			25.0%	Game: 25.0%		REBS					
F Throw % 1st Half: 11-13			84.6%	2nd Half: 8-11			72.7%	Game: 79.2%		1					

HOME TEAM: Florida 1-1

##	Player Name	TOT-FG		3-PT	REBOUNDS				PF	TP	A	TO	BLK	S	MIN
		FG-FGA	FG-FGA		FT-FTA	OF	DE	TOT							
01	Williams,Ronni.....	f	9-16	0-2	3-3	3	7	10	4	21	1	2	2	2	27
44	Lorenzen,Haley.....	f	4-6	0-0	0-0	4	3	7	5	8	0	1	1	1	23
03	Miller,January.....	g	1-3	0-0	2-6	1	0	1	2	4	0	2	0	2	9
04	Needles,Carlie.....	g	3-5	2-4	0-0	0	0	0	0	8	0	2	0	0	20
13	Peoples,Cassie.....	g	0-2	0-0	0-0	0	2	2	0	0	3	2	0	1	12
02	Young,Isis.....		0-0	0-0	0-0	0	0	0	0	0	0	1	0	0	2
11	Anderson,Dyandria....		4-6	1-2	0-0	1	1	2	2	9	1	3	0	2	25
20	Westbrook,Simone....		5-10	3-5	1-1	1	3	4	3	14	3	6	0	1	24
21	Christinaki,Eleana...		5-12	1-4	2-2	1	2	3	2	13	7	4	0	4	28
23	Copeland,Brooke.....		0-0	0-0	0-0	0	0	0	2	0	0	1	0	0	4
24	Fleming,Tyshara.....		0-1	0-0	0-0	1	1	2	5	0	0	1	0	0	13
32	Batchelor,Carla.....		1-3	0-2	3-6	2	4	6	1	5	0	2	1	0	13
TEAM.....						2	2	4							
Totals.....			32-64	7-19	11-18	16	25	41	26	82	15	27	4	13	200
TOTAL FG% 1st Half: 11-28			39.3%	2nd Half: 21-36			58.3%	Game: 50.0%		DEADB					
3-Pt. FG% 1st Half: 3-10			30.0%	2nd Half: 4-9			44.4%	Game: 36.8%		REBS					
F Throw % 1st Half: 4-10			40.0%	2nd Half: 7-8			87.5%	Game: 61.1%		4					

Officials: Dee Kantner, Mark Zentz, Ed Sidlaky

Technical fouls: #6/7 Florida State-None. Florida-None. Attendance: 2009

Score by Periods		1st	2nd	3rd	4th	Total
#6/7 Florida State.....		18	20	19	15	72
Florida.....		9	20	22	31	82

UF#44 H.Lorenzen fouls out at 3:37(4), UF#24 T.Fleming at 2:45(4)  
Points in the paint-FS 38,UF 40. Points off turnovers-FS 27,UF 20.  
2nd chance points-FS 29,UF 12. Fast break points-FS 6,UF 18.  
Bench points-FS 9,UF 41. Score tied-2 times. Lead changed-2 times.  
Last FG-FS 4th-00:00, UF 4th-00:18.  
Largest lead-FS by 15 2nd-08:57, UF by 13 4th-00:18.  
FS led for 28:53. UF led for 08:57. Game was tied for 01:40.

# 2015-16 Florida Final Box Scores & Game Recaps

GAME 3: Kennesaw State vs Florida  
11/21/15 4:00 pm at Gainesville, FL \* O'Connell Center

VISITORS: Kennesaw State 1-3

##	Player Name	TOT-FG		3-PT		REBOUNDS		PF	TP	A	TO	BLK	S	MIN
		FG-FGA	FG-FGA	FT-FTA	OF DE TOT	PF	TP							
30	SMITH, Aareon.....	f	1-8	1-5	0-0	0	4	4	1	3	0	1	0	17
45	MCALLISTER, Jasmine..	f	1-2	0-0	0-2	0	1	1	4	2	2	1	1	18
02	FRYE, Karly.....	g	1-5	0-3	4-4	0	1	1	3	6	2	6	1	34
24	WALKER, Iceis.....	g	4-8	2-2	2-2	1	7	8	1	12	4	8	0	35
44	SAWYERS, Deandrea....	g	1-7	0-3	5-8	2	3	5	3	7	0	3	0	31
01	JEAN, Alexis.....		3-5	0-0	2-2	0	2	2	3	8	0	0	0	12
04	DULKOSKI, Kelly.....		0-2	0-2	0-0	0	1	1	1	0	0	0	0	9
10	SMITH, Tayler.....		2-2	0-0	0-0	0	2	2	2	4	0	1	0	8
11	YOUNG, Clara.....		5-9	2-2	1-2	0	0	0	1	13	1	1	0	24
22	JOHNSON, Allison....		0-2	0-0	2-4	0	0	0	5	2	0	0	0	9
25	POLINSKY, Katie.....		0-0	0-0	0-0	0	0	0	0	0	0	0	0	3
TEAM.....					5	3	8							
Totals.....			18-50	5-17	16-24	8	24	32	24	57	9	25	2	5 200
TOTAL FG% 1st Half: 10-24			41.7%	2nd Half: 8-26			30.8%	Game: 36.0%		DEADB				
3-Pt. FG% 1st Half: 2-10			20.0%	2nd Half: 3-7			42.9%	Game: 29.4%		REBS				
F Throw % 1st Half: 12-16			75.0%	2nd Half: 4-8			50.0%	Game: 66.7%		5				

HOME TEAM: Florida 2-1

##	Player Name	TOT-FG		3-PT		REBOUNDS		PF	TP	A	TO	BLK	S	MIN
		FG-FGA	FG-FGA	FT-FTA	OF DE TOT	PF	TP							
01	Williams,Ronni.....	f	7-14	0-0	0-0	4	6	10	4	14	0	1	0	22
21	Christinaki,Eleanna..	f	4-9	0-1	1-2	3	0	3	2	9	1	6	0	26
44	Lorenzen,Haley.....	f	5-10	0-0	2-2	2	2	4	1	12	0	0	0	21
04	Needles,Carlie.....	g	2-6	0-4	0-0	0	0	0	2	4	1	1	0	33
11	Anderson,Dyandria....	g	4-7	0-0	0-0	1	1	2	2	8	0	0	1	28
02	Young,Isis.....		0-2	0-1	0-0	0	2	2	0	0	0	2	0	5
03	Miller,January.....		1-4	0-0	1-4	1	1	2	2	3	2	0	0	16
13	Peoples,Cassie.....		5-9	1-2	0-0	1	0	1	1	11	2	1	0	27
15	Dimaite,Viktorija....		0-0	0-0	1-2	1	0	1	1	1	0	1	0	3
20	Westbrook,Simone....		1-5	0-1	2-2	0	6	6	4	4	3	2	0	18
23	Copeland,Brooke.....		1-1	0-0	0-0	1	2	3	2	1	2	0	0	1
24	Fleming,Tyshara.....		4-8	0-0	3-9	4	4	8	2	11	0	1	1	0
32	Batchelor,Carla.....		1-3	0-2	3-4	2	1	3	4	5	0	1	0	13
TEAM.....					4	2	6							
Totals.....			35-78	1-11	13-25	24	27	51	26	84	9	16	3	15 200
TOTAL FG% 1st Half: 20-39			51.3%	2nd Half: 15-39			38.5%	Game: 44.9%		DEADB				
3-Pt. FG% 1st Half: 0-0			0.0%	2nd Half: 1-11			9.1%	Game: 9.1%		REBS				
F Throw % 1st Half: 8-13			61.5%	2nd Half: 5-12			41.7%	Game: 52.0%		7				

Officials: Scott Yarbrough, Maj Forsberg, Kelly Johnson

Technical fouls: Kennesaw State-None. Florida-None. Attendance: 1129

Score by Periods		1st	2nd	3rd	4th	Total
Kennesaw State.....		17	17	10	13	57
Florida.....		22	26	20	16	84
Kennesaw State #22 A. Johnson fouls out at :57(4).						
Points in the paint-KSU 16,UF 60. Points off turnovers-KSU 9,UF 17.						
2nd chance points-KSU 7,UF 19. Fast break points-KSU 4,UF 6.						
Bench points-KSU 27,UF 37. Score tied-3 times. Lead changed-2 times.						
Last FG-KSU 4th-02:21, UF 4th-00:31.						
Largest lead-KSU by 4 1st-07:50, UF by 27 4th-06:12.						
KSU led for 02:27. UF led for 35:58. Game was tied for 01:11.						

## Game 3: Florida 84, Kennesaw State 57 November 21, 2015 \* O'Connell Center \* Gainesville, Fla.

Junior Ronni Williams posted her second consecutive double-double to lead Florida past Kennesaw State, 84-57, in a non-conference victory Saturday evening.

The Gators (2-1) used their size and quickness to create easy baskets inside, both on the drive and in the post, helping them outscore the Owls (1-3) by 44 points (60-16) in the paint. Florida also converted its season-high 24 offensive rebounds into 19 second-chance points.

Williams posted a game-high 14 points—which came on a steady 7-of-14 shooting—and snared 10 rebounds to collect her seventh career double-double.

Three other Gators joined her in double figures. That trio was led by sophomore forward Haley Lorenzen, who scored 12 points and made five of her 10 field goal attempts. Redshirt senior guard Cassie Peoples and junior center Tyshara Fleming finished with 11 points apiece for the Gators. In addition to her career-best scoring night, Fleming pulled down eight rebounds.

### How It Happened

After falling behind by four points in the opening three minutes, the Gators rattled off a 12-2 run, with six of those points coming from sophomore guard Dyandria Anderson, to take an 18-12 lead at the 3:17 mark of the opening frame.

Hitting 10 of their first 17 shots from the field helped the Gators keep pace with the Owls' solid offensive output in the opening quarter and start of the second.

The Owls hung around for the majority of the second quarter, keeping the deficit to single digits until the closing four minutes of the second quarter, when the Gators hit their stride and closed the half by making five of their final six attempts. That sharp shooting allowed Florida to take a 48-34 lead into the locker room at halftime.

Following a brief run by Kennesaw State, aided by an uncharacteristic UF scoring drought in the first four minutes of the third quarter, the Gators pulled away for good, never letting the lead shrink to less than 13 points after the midway point of the third.

From there, Florida would led by as many as 27 points on three different occasions before the final buzzer sounded.

### News and Numbers of Note

- Florida posted its largest margin of victory (27 points) since beating Southern, 78-49, on Dec. 21, 2014.
- UF reached its highest point total (84) in a home game since last season's 92-64 win over Charleston Southern on Nov. 25, 2014.
- Twelve different Gators scored a point in tonight's win.
- Florida racked up season highs in total rebounds (51), offensive rebounds (24), steals (15) and forced turnovers (25).
- Ronni Williams recorded consecutive double-doubles for the first time in her career
- At the 8:55 mark of the third quarter, Williams converted a layup to score her 600th career point
- In just 12 minutes of action, Tyshara Fleming posted a career-high 11 points, topping her previous high of eight points (Nov. 13, at Temple).
- Haley Lorenzen scored in double figures for the eighth time in her career, with her last double-digit effort coming at Texas A&M on Feb. 22, 2015. All but two of her 12 points came in the first half.

GAME 4: Savannah State vs Florida  
11/24/15 7 pm ET at Gainesville, FL \* O'Connell Center

VISITORS: Savannah State 1-2

##	Player Name	TOT-FG		3-PT		REBOUNDS		PF	TP	A	TO	BLK	S	MIN
		FG-FGA	FG-FGA	FT-FTA	OF DE TOT	PF	TP							
15	BUIE,Shanikwa.....	f	0-1	0-1	0-2	0	3	3	2	0	0	2	0	20
32	EDWARDS,Jeremica....	f	2-8	0-0	1-2	2	3	5	5	5	0	8	0	23
44	DAVIS,Tiyonda.....	c	1-6	0-0	1-2	3	4	7	5	3	0	1	4	38
02	HENDRIX,Kenyata.....	g	6-12	1-4	0-0	0	2	2	1	13	2	7	1	0
03	SHAW,Taylor-Ashley..	g	2-6	0-0	2-5	1	1	2	5	6	0	5	0	2
01	TREADWELL,Caprisha..		0-1	0-0	0-0	1	1	2	4	0	0	1	0	1
04	ANDERSON,Jacqueline.		0-0	0-0	0-0	0	0	0	1	0	0	1	0	5
05	FIELDS,Lauryn.....		1-11	0-2	1-2	1	4	5	2	3	1	7	0	1
14	RICHARDSON,Tanease..		0-0	0-0	0-0	0	0	0	1	0	0	0	0	4
24	BROWN,Deyja.....		1-3	0-1	0-0	0	2	2	4	2	0	2	0	13
25	BUSH,Destini.....		1-1	0-0	0-2	1	1	2	1	2	0	1	0	9
35	COLBERT,Charlinda...		0-0	0-0	0-0	0	0	0	0	0	0	2	0	3
TEAM.....					4	4	8							
Totals.....			14-49	1-8	5-15	13	25	38	31	34	3	39	5	7 200
TOTAL FG% 1st Half: 5-26			19.2%	2nd Half: 9-23			39.1%	Game: 28.6%		DEADB				
3-Pt. FG% 1st Half: 0-4			0.0%	2nd Half: 1-4			25.0%	Game: 12.5%		REBS				
F Throw % 1st Half: 3-8			37.5%	2nd Half: 2-7			28.6%	Game: 33.3%		4				

HOME TEAM: Florida 3-1

##	Player Name	TOT-FG		3-PT		REBOUNDS		PF	TP	A	TO	BLK	S	MIN
		FG-FGA	FG-FGA	FT-FTA	OF DE TOT	PF	TP							
01	Williams,Ronni.....	f	7-9	0-0	2-3	4	6	10	0	16	0	1	3	2
44	Lorenzen,Haley.....	f	3-5	0-0	1-2	1	3	4	4	7	1	0	2	21
04	Needles,Carlie.....	g	2-8	1-6	4-5	1	0	1	0	9	1	1	0	2
11	Anderson,Dyandria....	g	3-6	0-1	0-0	1	1	2	1	6	1	0	1	4
21	Christinaki,Eleanna..	g	4-9	1-4	2-2	2	2	4	1	11	6	3	1	3
02	Young,Isis.....		2-9	0-4	0-0	0	0	0	2	4	2	2	0	1
03	Miller,January.....		5-11	1-3	5-6	0	1	1	0	16	0	1	0	3
15	Dimaite,Viktorija....		2-2	1-1	1-4	1	1	2	0	6	0	0	0	8
20	Westbrook,Simone....		3-5	1-3	0-0	1	4	5	0	7	8	2	0	6
23	Copeland,Brooke.....		0-2	0-2	1-2	2	2	4	0	1	2	1	1	0
24	Fleming,Tyshara.....		5-7	0-0	1-2	5	3	8	3	11	1	1	0	9
32	Batchelor,Carla.....		1-4	0-1	3-3	0	1	1	1	5	1	0	0	15
TEAM.....					1	4	5							
Totals.....			37-77	5-25	20-29	19	28	47	12	99	23	11	9	22 200
TOTAL FG% 1st Half: 19-37			51.4%	2nd Half: 18-40			45.0%	Game: 48.1%		DEADB				
3-Pt. FG% 1st Half: 2-10			20.0%	2nd Half: 3-15			20.0%	Game: 20.0%		REBS				
F Throw % 1st Half: 10-14			71.4%	2nd Half: 10-15			66.7%	Game: 69.0%		5				

Officials: Cameron Inouye, Frank Steratore, Angel Stanton

Technical fouls: Savannah State-None. Florida-None. Attendance: 1062

Score by Periods	1st	2nd	3rd	4th	Total
Savannah State.....	13	0	14	7	34
Florida.....	28	22	33	16	99

SSU#44 T.Davis fouls out at 5:40(4), SSU#32 J.Edwards at 2:12(4)  
SSU#3 T.Shaw at 1:21(4)  
Points in the paint-SSU 22,UF 58. Points off turnovers-SSU 7,UF 49.  
2nd chance points-SSU 4,UF 14. Fast break points-SSU 4,UF 24.  
Bench points-SSU 7,UF 50. Score tied-0 times. Lead changed-0 times.  
Last FG-SSU 4th-01:39, UF 4th-02:03.  
Largest lead-SSU None, UF by 66 4th-02:03.  
SSU led for 00:02. UF led for 39:02. Game was tied for 00:58.



# 2015-16 Florida Final Box Scores & Game Recaps

GAME 5: Ball State vs Florida  
11/27/15 5:00 PM MST at Boulder, Colo. (Coors Events Center)

VISITORS: Ball State 2-2

##	Player Name	TOT-FG		3-PT		REBOUNDS				PF	TP	A	TO	BLK	S	MIN
		FG-FGA	FG-FGA	FT-FTA	OF DE TOT	PF	TP	A	TO							
33	Monaco, Moriah.....	f	1-5	0-3	0-0	0	5	5	5	2	0	4	0	0	0	20
14	Bennett, Renee.....	c	5-6	0-0	0-0	1	2	3	4	10	0	1	0	0	0	17
03	Grande, Carmen.....	g	2-8	1-3	0-0	1	3	4	4	5	8	5	1	1	1	35
04	Fontaine, Nathalie....	g	7-16	0-1	2-2	4	3	7	3	16	3	4	1	2	33	
05	Morrison, Jill.....	g	4-10	2-6	4-4	0	4	4	1	14	3	3	0	0	39	
00	Simond, Brionna.....		0-1	0-0	2-2	0	0	0	1	2	0	1	0	0	7	
10	Hosea, Calyn.....		1-2	0-0	0-0	2	2	4	1	2	2	0	0	0	12	
15	Fernandez, Lucia....		4-9	0-0	3-6	1	4	5	2	11	1	2	1	2	19	
20	Frazier, Frannie....		2-2	0-0	2-2	1	0	1	1	6	2	2	0	2	8	
30	Merder, Shelby.....		4-5	3-4	0-0	0	0	0	2	11	0	0	0	0	10	
TEAM.....					3	2	5									
Totals.....			30-64	6-17	13-16	13	25	38	24	79	19	22	3	7	200	
TOTAL FG% 1st Half: 16-30			53.3%	2nd Half: 14-34		41.2%		Game: 46.9%		DEADB						
3-Pt. FG% 1st Half: 3-7			42.9%	2nd Half: 3-10		30.0%		Game: 35.3%		REBS						
F Throw % 1st Half: 8-11			72.7%	2nd Half: 5-5		100 %		Game: 81.3%		1						

HOME TEAM: Florida 4-1

##	Player Name	TOT-FG		3-PT		REBOUNDS				PF	TP	A	TO	BLK	S	MIN
		FG-FGA	FG-FGA	FT-FTA	OF DE TOT	PF	TP	A	TO							
01	Williams,Ronni.....	f	4-10	0-1	4-4	3	2	5	3	12	0	2	2	1	25	
44	Lorenzen,Haley.....	f	9-12	0-0	2-2	5	1	6	2	20	0	2	0	2	30	
04	Needles,Carlie.....	g	4-12	4-12	1-2	1	1	2	2	13	2	0	4	32		
11	Anderson,Dyandria....	g	2-3	1-2	4-4	2	6	8	0	9	10	2	1	0	28	
21	Christinaki,Eleanna. g		1-6	0-2	0-0	0	4	4	3	2	2	3	1	0	15	
03	Miller,January.....		0-3	0-0	6-8	0	0	0	3	6	1	2	0	2	14	
13	Peoples,Cassie.....		0-3	0-2	0-0	1	0	1	1	0	0	0	0	0	7	
20	Westbrook,Simone....		5-12	3-6	4-4	1	1	2	2	17	2	1	0	2	24	
23	Copeland,Brooke.....		0-0	0-0	0-0	0	0	0	1	0	0	0	0	0	2	
24	Fleming,Tyshara.....		1-3	0-0	0-0	1	0	1	1	2	1	1	0	1	6	
32	Batchelor,Carla.....		1-4	0-1	2-2	1	3	4	2	4	2	1	0	1	17	
TEAM.....					1	4	5									
Totals.....			27-68	8-26	23-26	16	22	38	20	85	20	16	4	13	200	
TOTAL FG% 1st Half: 12-29			41.4%	2nd Half: 15-39		38.5%		Game: 39.7%		DEADB						
3-Pt. FG% 1st Half: 5-12			41.7%	2nd Half: 3-14		21.4%		Game: 30.8%		REBS						
F Throw % 1st Half: 14-16			87.5%	2nd Half: 9-10		90.0%		Game: 88.5%		3,1						

Officials: Robert Scofield, Wanda Szeremeta, Alecia Murray  
Technical fouls: Ball State-None. Florida-None. Attendance: 538  
Score by Periods 1st 2nd 3rd 4th Total  
Ball State..... 20 23 19 17 - 79  
Florida..... 16 27 22 20 - 85  
Omni Classic Semifinals  
Monaco (BALLST) fouled out with 8.9 seconds remaining  
Points in the paint-BALLST 42,UF 30. Points off turnovers-BALLST 12,UF 32.  
2nd chance points-BALLST 17,UF 15. Fast break points-BALLST 6,UF 2.  
Bench points-BALLST 32,UF 29. Score tied-10 times. Lead changed-8 times.  
Last FG-BALLST 4th-00:11, UF 4th-00:50.  
Largest lead-BALLST by 7 4th-03:22, UF by 7 3rd-07:15.  
BALLST led for 16:42. UF led for 18:09. Game was tied for 05:09.

## Game 5: Florida 85, Ball State 79 November 27, 2015 \* Coors Events Center \* Boulder, Colo.

A number of significant individual performances and clutch free throw shooting propelled the Gators to a thrilling 85-79 victory against Ball State in the first game of the 29th Omni Hotels Classic played at the Coors Events Center on Friday evening.

Florida trailed by as many as seven points, 77-70, with 3:22 remaining before ending the game on a 15-2 run to win its fourth consecutive game and earn a spot in Saturday's championship against host Colorado.

Sophomore Haley Lorenzen scored a game and career-high 20 points, hitting 9-of-12 from the field that included several outside jumpers.

Junior Simone Westbrook sparked the Gators off the bench with a career-high 17 points, as she converted 3-of-3 from beyond the arc, as well as all four free throw attempts. During the final 3:22 of the game, Westbrook scored seven points, including consecutive scores that featured a three-pointer and a scoop layin after Carlie Needles stole an inbounds pass and dished to Westbrook who had the Gators with two points, 77-75.

Needles, a redshirt senior from Highlands Ranch, Colo., approximately 46 miles from Boulder, scored all of her 13 points during the first half en route to a season-high scoring output. She also finished with a game-high four steals and a pair of assists.

Junior Ronni Williams finished with 12 points for her fourth double-figure scoring game of the season and 36th of her career.

Sophomore Dyandria Anderson had a stellar all-around game and flirted with a triple-double, recording nine points, 10 assists and eight rebounds, all of which were career-highs. It was the first time a Gator has dished double-figure assists since Brandi McCain handed out 11 against Kent State on Dec. 29, 2001.

Anderson also was clutch from the free throw line down the stretch for the Gators, who converted a season-best 23-of-26. Anderson hit all four of her attempts from the line in the final eight seconds to seal the victory.

### How it Happened

The game was tight throughout and featured 10 lead changes and eight tied scores. The first half deadlocked at 45. Florida began the second half on a 9-2 spurt and took its largest lead of the game, 52-45, with 6:51 remaining in the third quarter.

Ball State charged back and tied the score on two different occasions in the third quarter, the second time as late as 25 seconds remaining. Westbrook, however, nailed a three-pointer with seven ticks left and the Gators carried a three-point lead into the final frame.

The Cardinals charged out to start the fourth quarter. After Lorenzen knocked down a 12 footer, BSU went on a 13-3 run over the next 5:23 and took a 77-79 lead with 3:22 remaining.

Lorenzen again hit a tough jumper with 3:01 remaining to stop the BSU spree and spark a 9-0 Gator run.

Anderson came up with a defensive board and found then found Westbrook on the other end where she nailed a three-pointer and had the Gators within two, 77-75, with 2:36 on the clock.

Anderson again limited BSU to one shot as she corralled her sixth defensive board. She also provided the assist to Lorenzen, who was the recipient of Anderson's great inside pass.

BSU's scoring drought continued, as Nathalie Fontaine, the Mid-American preseason conference player of the year who finished with a team-high 16 points, missed inside, but got the rebound and the Cardinals called a timeout. Lorenzen stole the inbounds pass and Westbrook was fouled with 28 seconds remaining. She knocked down both tries and Florida took an 81-77 lead.

Renee Bennett cut UF's lead to two with a layup and BSU quickly fouled Anderson, who sank both free throws with eight seconds left that gave UF an 83-79 advantage. The Cardinals again missed and had to foul Anderson, who had come up with the rebound. Anderson made both from the line to close the game's scoring.

GAME 6: Florida vs Colorado  
11/28/15 7:30 p.m. at Boulder, Colo. (Coors Events Center)

VISITORS: Florida 5-1

##	Player Name	TOT-FG		3-PT		REBOUNDS				PF	TP	A	TO	BLK	S	MIN
		FG-FGA	FG-FGA	FT-FTA	OF DE TOT	PF	TP	A	TO							
01	Williams,Ronni.....	f	2-2	0-0	4-5	0	6	6	5	8	0	5	0	0	0	13
44	Lorenzen,Haley.....	f	3-7	0-0	0-0	2	6	8	3	6	0	2	2	2	17	
04	Needles,Carlie.....	g	2-8	2-4	0-0	1	3	4	1	6	3	0	0	3	32	
11	Anderson,Dyandria....	g	1-2	1-1	0-0	0	5	5	1	3	0	2	0	3	21	
21	Christinaki,Eleanna. g		4-10	0-1	0-1	3	1	4	3	8	4	3	0	1	19	
02	Young,Isis.....		1-2	0-0	0-0	0	0	0	0	2	0	1	0	0	3	
03	Miller,January.....		4-9	0-1	3-4	3	3	6	4	11	3	2	0	1	15	
13	Peoples,Cassie.....		3-7	0-1	8-11	0	1	1	2	14	1	2	0	2	13	
15	Dimaite,Viktorija....		3-3	0-0	0-0	0	1	1	1	6	0	0	1	0	8	
20	Westbrook,Simone....		3-5	1-3	0-0	0	2	2	3	7	3	2	0	1	18	
23	Copeland,Brooke.....		0-3	0-3	0-0	0	0	0	0	0	0	0	0	0	7	
24	Fleming,Tyshara.....		4-7	0-0	0-2	4	4	8	3	8	1	2	2	3	15	
32	Batchelor,Carla.....		2-7	0-1	0-0	4	1	5	3	4	1	3	0	0	19	
TEAM.....					2	1	3									
Totals.....			32-72	4-15	15-23	19	34	53	29	83	16	24	5	16	200	
TOTAL FG% 1st Half: 14-37			37.8%	2nd Half: 18-35		51.4%		Game: 44.4%		DEADB						
3-Pt. FG% 1st Half: 3-11			27.3%	2nd Half: 1-4		25.0%		Game: 26.7%		REBS						
F Throw % 1st Half: 8-10			80.0%	2nd Half: 7-13		53.8%		Game: 65.2%		2						

HOME TEAM: Colorado 3-2

##	Player Name	TOT-FG		3-PT		REBOUNDS				PF	TP	A	TO	BLK	S	MIN
		FG-FGA	FG-FGA	FT-FTA	OF DE TOT	PF	TP	A	TO							
50	Swan, Jamee.....	f	2-7	0-0	6-6	3	4	7	2	10	1	3	2	1	15	
15	Correal, Zoe.....	c	1-3	0-0	2-2	0	5	5	3	4	1	2	2	1	29	
14	Leonard, Kennedy....	g	5-14	2-6	4-4	1	5	6	4	16	2	7	0	2	31	
22	Smith, Haley.....	g	4-12	0-0	3-4	2	3	5	2	11	2	1	0	2	27	
24	Huggins, Lauren.....	g	1-7	0-5	0-0	1	2	3	1	2	1	0	0	1	28	
01	Ellis, Makenzie.....		3-6	0-0	2-2	0	3	3	1	8	0	3	1	0	20	
02	Robinson, Alexis....		2-9	0-1	3-4	2	1	3	3	7	3	2	1	0	25	
03	Watts, Bri.....		0-2	0-0	1-2	0	2	2	1	1	3	2	0	1	11	
13	Thomas, Brecca.....		1-3	0-2	0-0	0	0	0	3	2	0	4	0	0	14	
TEAM.....					3	2	5									
Totals.....			19-63	2-14	21-24	12	27	39	20	61	13	26	6	8	200	
TOTAL FG% 1st Half: 8-29			27.6%	2nd Half: 11-34		32.4%		Game: 30.2%		DEADB						
3-Pt. FG% 1st Half: 1-9			11.1%	2nd Half: 1-5		20.0%		Game: 14.3%		REBS						
F Throw % 1st Half: 16-18			88.9%	2nd Half: 5-6		83.3%		Game: 87.5%		1						

Officials: Robert Scofield, Wanda Szeremeta, Alecia Murray  
Technical fouls: Florida-None. Colorado-None. Attendance: 1666  
Score by Periods 1st 2nd

# 2015-16 Florida Final Box Scores & Game Recaps

GAME 7: Florida vs South Alabama  
12/01/15 7 p.m.CT at Mobile, Ala. (Mitchell Center)

VISITORS: Florida 6-1

##	Player Name		TOT-FG		3-PT		REBOUNDS		PF	TP	A	TO	BLK	S	MIN
			FG-FGA	FG-FGA	FT-FTA	FT-FTA	OF	DE							
01	Williams,Ronni.....	f	6-10	1-1	1-6	5	7	12	5	14	0	1	0	2	21
04	Needles,Carlie.....	g	5-15	4-11	1-1	1	2	3	0	15	3	4	0	2	36
11	Anderson,Dyandria...	g	5-12	1-3	2-2	5	5	10	1	13	2	3	0	1	35
21	Christinaki,Eleanna..	g	0-3	0-0	0-0	2	0	2	1	0	1	1	0	0	11
44	Lorenzen,Haley.....	*	3-11	0-0	0-0	3	5	8	3	6	0	2	1	0	18
02	Young, Isis.....		0-1	0-0	0-0	0	0	0	0	0	0	1	0	0	5
03	Miller,January.....		1-4	0-0	1-2	1	2	3	2	3	1	1	0	0	8
13	Peoples,Cassie.....		2-5	1-2	3-4	0	1	1	2	8	1	5	0	0	15
15	Dimaite,Viktorija...		1-3	0-2	0-0	1	0	1	1	2	0	0	1	0	4
20	Westbrook,Simone....		2-6	0-1	0-1	1	1	2	0	4	0	1	0	1	12
23	Copeland,Brooke.....		0-1	0-1	0-0	0	1	1	0	0	0	0	0	0	4
24	Fleming,Tyshara.....		1-1	0-0	0-0	1	4	5	2	2	0	1	2	1	12
32	Batchelor,Carla.....		2-3	1-2	0-0	1	3	4	4	5	0	1	2	1	19
TEAM.....						4		2							
Totals.....			28-75	8-23	8-16	25	33	58	21	72	8	21	6	8	200
TOTAL FG% 1st Half: 12-39			30.8%	2nd Half: 16-36			44.4%		Game: 37.3%		DEADB				
3-Pt. FG% 1st Half: 3-13			23.1%	2nd Half: 5-10			50.0%		Game: 34.8%		REBS				
F Throw % 1st Half: 6-7			85.7%	2nd Half: 2-9			22.2%		Game: 50.0%		4				

HOME TEAM: South Alabama 1-3

##	Player Name		TOT-FG		3-PT		REBOUNDS		PF	TP	A	TO	BLK	S	MIN
			FG-FGA	FG-FGA	FT-FTA	FT-FTA	OF	DE							
15	Guillory, LaNeetra..	f	2-6	0-0	0-2	2	5	7	1	4	0	1	3	0	20
34	Ellis, Chyna.....	c	3-8	0-1	1-3	2	7	9	2	7	1	1	2	1	30
03	Davis, Colby.....	g	4-7	0-0	1-5	1	4	5	4	9	4	4	0	2	35
10	Daniels, Marquita...	g	4-16	1-10	1-4	0	1	1	1	10	3	4	2	4	31
30	Perrymond, Genesis...	g	4-8	4-8	3-4	1	3	4	0	15	3	1	2	1	36
21	Miller, Juliann.....		1-4	0-0	2-2	0	1	1	2	4	2	1	1	1	18
24	Autio, Erin.....		2-6	1-3	2-3	1	2	3	4	7	0	5	0	0	20
44	Hall, India.....		2-3	0-0	0-0	0	1	1	2	4	0	0	0	0	10
TEAM.....						2		2							
Totals.....			22-58	6-22	10-23	9	26	35	16	60	13	17	10	9	200
TOTAL FG% 1st Half: 14-28			50.0%	2nd Half: 8-30			26.7%		Game: 37.9%		DEADB				
3-Pt. FG% 1st Half: 3-11			27.3%	2nd Half: 3-11			27.3%		Game: 27.3%		REBS				
F Throw % 1st Half: 3-8			37.5%	2nd Half: 7-15			46.7%		Game: 43.5%		7				

Officials: Douglas Knight, Kylie Galloway, Meadow Overstreet  
Technical fouls: Florida-None. South Alabama-None. Attendance: 804  
Score by Periods 1st 2nd 3rd 4th Total  
Florida..... 12 21 18 21 - 72  
South Alabama..... 17 17 11 15 - 60  
Points in the paint-UF 32,USA 24. Points off turnovers-UF 17,USA 12.  
2nd chance points-UF 18,USA 10. Fast break points-UF 0,USA 4.  
Bench points-UF 24,USA 15. Score tied-0 times. Lead changed-1 time.  
Last FG-UF 4th-01:32, USA 4th-00:18.  
Largest lead-UF by 16 4th-02:35, USA by 8 2nd-04:18.  
UF led for 18:34. USA led for 20:25. Game was tied for 01:01.

## Game 7: Florida 72, South Alabama 60 December 1, 2015 \* Mitchell Center \* Mobile, Ala.

**Carlie Needles** scored a game-high 15 points, sophomore **Dyandria Anderson** notched her first double-double of her career and the Gators overcame a sluggish start to win earn a 72-60 victory against South Alabama at the Mitchell Center Tuesday evening.

Tonight's win, which was Florida's sixth straight, represented the 199th career victory for UF Head Coach Amanda Butler, who is in her 11th year overall on the sideline

Florida trailed the entire first half and was within one points six times in the first half but couldn't manage to take the lead, as South Alabama took a 34-33 halftime lead.

**Ronni Williams**, who finished the game with 14 points and 12 rebounds for her fourth double-double of the season and ninth of her career, scored the first four points of the third quarter and gave the Gators their first lead of the game and they never trailed again, as Anderson tacked on two more points as part of that initial run of the frame.

The teams traded scores for the majority of the third quarter and South Alabama was within two points on three occasions, the latest with 34 seconds left.

That's when **Simone Westbrook** converted a slashing layup ignited a 21-9 run that gave the Gators a 70-54 lead with 2:35 remaining the fourth quarter and Florida won its third consecutive road game in a five-day span that covered two different states.

### Second Quarter Momentum

Florida picked up the pace in the second quarter, thanks to nine points from Needles, as the Gators hit 7-of-16 shots during the frame and held a 13-6 rebounding edge

**Viktorija Dimaite** hit an inside jumper in the paint with three seconds remaining in the half to end the scoring.

The Gators struggled in the first quarter, when they shot just 21.7 percent (5-23) from the floor and trailed 20-12 to the Jaguars, who hit 50 percent of their shot attempts.

### Double-Doubling Their Pleasure

- Dyandria Anderson recorded the first double-double of her career, finishing the night with 13 points and 10 rebounds
- Ronni Williams finished with 14 points and 11 rebounds for her fourth double-double of the year and ninth in her career
- Last time two Gators had a double-double in one game was on Feb. 21, 2013 against Vanderbilt – Jennifer George (13 points, 11 rebounds) and Sydney Moss (15 points, 10 rebounds)

### Quotes from the Court – UF Head Coach Amanda Butler

"I think the road caught up with us a little bit. There's been a lot of talk about how many games we've played close together and on the road. We learned a great lesson about mental readiness. I think physically we were ready but we didn't come out of the gates like we needed to, but we did win. To shoot as poorly as we did from everywhere and still rebound them – 23 offensive rebounds – that's definitely a positive. To rebound them in the fashion that we did, honestly, we the story of the game for us."

### Numbers of Note

- Florida won the rebounding battle, 57-35, including 23 offensive boards.
- UF shot 30.8 percent in the first half, 45.7 percent in the second and 37.8 percent overall

GAME 8: Arkansas State vs Florida  
12/07/15 7 pm ET at Gainesville, FL \* O'Connell Center

VISITORS: Arkansas State 4-2

##	Player Name		TOT-FG		3-PT		REBOUNDS		PF	TP	A	TO	BLK	S	MIN
			FG-FGA	FG-FGA	FT-FTA	FT-FTA	OF	DE							
03	Brown-Haywood, Khadi	f	8-17	2-6	3-4	3	5	8	4	21	1	3	0	4	40
05	Gill, Brittney.....	g	5-13	0-1	0-0	2	6	8	3	10	6	1	0	3	28
11	Lawson, Amanda.....	g	3-6	0-0	1-4	2	2	4	5	7	1	2	1	2	28
21	Flanery, Jessica.....	g	4-14	3-11	0-0	1	0	1	1	11	1	2	0	0	29
24	Gamble, Aundrea....	g	9-18	1-7	1-1	3	1	4	4	20	2	1	0	1	40
01	Bradshaw, Lauren....		0-0	0-0	0-0	0	0	0	0	0	0	1	0	0	6
13	Fowler, Brittany....		1-2	1-2	0-0	0	0	0	0	3	0	1	0	0	8
25	Oliver, Dominique...		0-1	0-0	0-0	1	0	1	0	0	1	3	0	0	15
33	Obinabo, Ogo.....		0-0	0-0	0-0	0	2	2	1	0	0	0	1	0	6
TEAM.....						2		3							
Totals.....			30-71	7-27	5-9	14	19	33	18	72	12	14	2	10	200
TOTAL FG% 1st Half: 14-33			42.4%	2nd Half: 16-38			42.1%		Game: 42.3%		DEADB				
3-Pt. FG% 1st Half: 3-10			30.0%	2nd Half: 4-17			23.5%		Game: 25.9%		REBS				
F Throw % 1st Half: 2-4			50.0%	2nd Half: 3-5			60.0%		Game: 55.6%		2				

HOME TEAM: Florida 7-1

##	Player Name		TOT-FG		3-PT		REBOUNDS		PF	TP	A	TO	BLK	S	MIN
			FG-FGA	FG-FGA	FT-FTA	FT-FTA	OF	DE							
01	Williams,Ronni.....	f	1-6	0-0	4-4	0	3	3	4	6	0	2	0	2	14
44	Lorenzen,Haley.....	f	7-8	0-0	5-6	3	3	6	4	19	0	1	2	1	34
04	Needles,Carlie.....	g	0-4	0-3	0-0	1	1	2	1	0	0	1	0	0	19
11	Anderson,Dyandria...	g	5-11	0-3	1-1	3	4	7	1	11	2	2	0	2	32
21	Christinaki,Eleanna..	g	3-7	0-0	7-8	1	1	2	0	13	3	0	0	2	26
03	Miller,January.....		2-5	0-1	0-0	0	0	0	2	4	0	3	0	0	9
13	Peoples,Cassie.....		6-9	0-3	1-2	1	2	3	1	13	2	4	0	0	17
15	Dimaite,Viktorija...		0-0	0-0	0-0	0	0	0	0	0	0	0	0	0	2
20	Westbrook,Simone....		0-2	0-2	0-0	0	2	2	2	0	2	3	0	0	18
23	Copeland,Brooke.....		1-1	1-1	0-0	1	0	1	0	3	0	0	0	0	5
24	Fleming,Tyshara....		3-6	0-0	0-0	4	2	6	0	6	0	0	3	0	11
32	Batchelor,Carla....		0-1	0-0	1-2	1	4	5	2	1	1	2	0	0	13
TEAM.....						1		7							
Totals.....			28-60	1-13	19-23	16	29	45	17	76	10	21	5	7	200
TOTAL FG% 1st Half: 14-31			45.2%	2nd Half: 14-29			48.3%		Game: 46.7%		DEADB				
3-Pt. FG% 1st Half: 1-6			16.7%	2nd Half: 0-7			0.0%		Game: 7.7%		REBS				
F Throw % 1st Half: 4-7			57.1%	2nd Half: 15-16			93.8%		Game: 82.6%		1				

Officials: Mark Zentz, Cameron Inouye, Kelly Johnson  
Technical fouls: Arkansas State-None. Florida-None. Attendance: 1035  
Score by Periods 1st 2nd 3rd 4th Total  
Arkansas State..... 13 20 20 19 - 72  
Florida..... 17 16 22 21 - 76  
ASU#11 A.Lawson fouls out at :14.7(4)  
Points in the paint-ASU 28,UF 46. Points off turnovers-ASU 22,UF 14.  
2nd chance points-ASU 12,UF 20. Fast break points-ASU 10,UF 16.  
Bench points-ASU 3,UF 27. Score tied-11 times. Lead changed-6 times.  
Last FG-ASU 4th-00:32, UF 4th-00:42.  
Largest lead-ASU by 12 3rd-05:31, UF by 8 1st-02:00.  
ASU led for 10:20. UF led for 24:13. Game was tied for 05:26.

# 2015-16 Florida Final Box Scores & Game Recaps

GAME 9: Florida vs Wisconsin  
12/10/15 7 p.m. at Kohl Center, Madison, Wis.

VISITORS: Florida 8-1

##	Player Name	TOT-FG		3-PT	REBOUNDS				PF	TP	A	TO	BLK	S	MIN
		FG-FGA	FG-FGA	FT-FTA	OF	DE	TOT								
01	Williams,Ronni.....	f	2-4	0-0	0-0	1	3	4	5	4	0	2	1	2	19
44	Lorenzen,Haley.....	f	2-7	0-0	0-0	1	3	4	1	4	0	3	0	0	25
04	Needles,Carlie.....	g	1-4	0-1	0-0	2	0	2	0	2	0	2	0	0	14
11	Anderson,Dyandria....	g	1-2	0-1	2-2	0	1	1	2	4	2	1	0	0	23
21	Christinaki,Eleanna..	g	7-9	1-1	6-8	1	4	5	2	21	2	2	0	1	28
03	Miller,January.....	g	3-6	3-4	1-2	1	1	2	4	10	3	2	0	3	15
13	Peoples,Cassie.....	g	7-13	1-2	5-5	2	0	2	0	20	2	1	0	2	22
15	Dimaite,Viktorija....	g	0-0	0-0	0-0	0	1	1	0	0	0	0	0	0	1
20	Westbrook,Simone....	g	5-9	2-5	6-8	1	4	5	2	18	4	0	0	6	20
24	Fleming,Tyshara.....	g	0-3	0-0	1-2	0	3	3	1	1	0	1	2	0	12
32	Batchelor,Carla.....	g	3-9	1-4	0-0	2	2	4	2	7	1	1	1	1	21
TEAM.....						2	2	4							
Totals.....			31-66	8-18	21-27	13	24	37	19	91	14	15	4	15	200

TOTAL FG% 1st Half: 16-34 47.1% 2nd Half: 15-32 46.9% Game: 47.0% DEADB  
3-Pt. FG% 1st Half: 5-9 55.6% 2nd Half: 3-9 33.3% Game: 44.4% REBS  
F Throw % 1st Half: 6-6 100 % 2nd Half: 15-21 71.4% Game: 77.8% 5

HOME TEAM: Wisconsin 3-5

##	Player Name	TOT-FG		3-PT	REBOUNDS				PF	TP	A	TO	BLK	S	MIN
		FG-FGA	FG-FGA	FT-FTA	OF	DE	TOT								
25	Johnson, Michala....	f	3-7	0-0	0-0	1	3	4	4	6	0	2	0	3	29
40	Young, Aiyanna.....	f	3-5	0-0	2-4	4	5	9	3	8	1	3	1	1	34
01	Whyte, Dakota.....	g	7-16	2-5	2-2	2	2	4	3	18	4	1	0	0	32
04	Bauman, Nicole.....	g	6-14	3-9	4-6	0	1	1	4	19	5	7	0	0	30
22	Cichy, Tessa.....	g	4-7	2-4	0-0	1	2	3	2	10	1	6	0	3	33
05	Marble, Roichelle....	g	0-1	0-0	0-0	0	1	1	3	0	2	1	0	0	4
11	Howard, Marsha.....	g	1-1	0-0	0-0	0	0	0	0	2	0	0	0	0	3
23	McMorris, Cayla.....	g	4-10	1-4	1-2	2	0	2	5	10	2	2	1	0	20
41	Gambino, Rosanna....	g	1-3	0-0	0-0	0	3	3	0	2	0	0	0	0	15
TEAM.....						2	5	7							
Totals.....			29-64	8-22	9-14	12	22	34	24	75	15	22	2	7	200

TOTAL FG% 1st Half: 17-31 54.8% 2nd Half: 12-33 36.4% Game: 45.3% DEADB  
3-Pt. FG% 1st Half: 4-10 40.0% 2nd Half: 4-12 33.3% Game: 36.4% REBS  
F Throw % 1st Half: 6-10 60.0% 2nd Half: 3-4 75.0% Game: 64.3% 4,1

Officials: Tina Napier, Mark Zentz, Brian Garland

Technical fouls: Florida-Anderson,Dyandria. Wisconsin-Whyte, Dakota. Att: 3019

Score by Periods 1st 2nd 3rd 4th Total  
Florida..... 17 26 27 21 - 91  
Wisconsin..... 26 18 18 13 - 75

Points in the paint-UF 36,WIS 26. Points off turnovers-UF 28,WIS 10.

2nd chance points-UF 6,WIS 11. Fast break points-UF 16,WIS 14.

Bench points-UF 56,WIS 14. Score tied-2 times. Lead changed-1 time.

Last FG-UF 4th-04:25, WIS 4th-04:31.

Largest lead-UF by 16 4th-00:16, WIS by 9 1st-06:04.

UF led for 18:38. WIS led for 19:43. Game was tied for 01:37.

## Game 9: Florida 91, Wisconsin 75

December 10, 2015 \* Kohl Center \* Madison, Wisconsin

Florida's guards combined for 75 points and guided the Gators to a 91-75 road win against Wisconsin at the Kohl Center Thursday evening.

The victory didn't come easily, however. Wisconsin jumped out to a quick nine-point lead and held a one-point halftime advantage.

The Gators used a 28-9 run from the end of the first half into the third quarter – a span of 6:06 – that flipped a five-point deficit into a 14-point advantage, 67-53.

UW battled back with an 8-3 run and got within four points, 77-72, with 5:48 remaining in the game.

**Simone Westbrook**, who finished with a career-best 18 points to accompany six steals, five rebounds and four assists, halted the run with a bucket and **Ronni Williams**, who totaled four points with four rebounds before fouling out, hit a tough jumper inside and Florida was back up eight with just under five minutes to play.

Freshman **Eleanna Christinaki** scored a game and career-best 21 points, as she hit 7-of-9 from the field, including her only three-point attempt, and 6-of-8 free throws.

**Cassie Peoples** hit a season-best 20 points on 7-of-13 shots, including all five free throw tries.

Senior **January Miller** added 10 points that included the 800th of her career.

### How It Happened

Florida scored the final four points of the first half to cut its deficit to one, 44-43, and carried that momentum into the second half where the Gators scored the first eight points and took a 51-44 lead.

After a three-pointer from Cayla McMorris, Florida continued its march when Peoples converted a three-point-play that started a 14-6 spurt and the Gators extended their lead to 67-53 with 4:19 left in the third quarter.

Florida carried a 70-62 lead into the fourth quarter, where Wisconsin staged a comeback early, getting within five points before Florida stepped up at the free throw line where the Gators scored their final eight points of the game.

Overall, UF hit a steady 21-of-27 from the line.

### Numbers of Note:

- Florida took its first lead of the game on January Miller's three-point at the 8:40 mark of the third quarter (47-44)
- The Gators trailed at halftime (44-43) for the fourth time this season.
- It marks the fifth time in program history the Blue and Orange have competed in Wisconsin.
- Tonight's win was Florida's first-ever over the University of Wisconsin.
- Thursday night's contest extended the Gators' winning streak to eight games -- the first eight-game stretch since the 2013-14 squad won nine straight.
- Tonight's win marks the fourth triumph for UF outside of Gainesville and the third true "road" win on the season.
- Florida's guards combined for 75 of UF's 91 points.
- Wisconsin shot 54.8 percent (17-31) in the first half, the best in a half by a Gator opponent this season
- UW's 44 first-half points were the second-most by a UF opponent this year (Temple had 50)

GAME 10: Robert Morris vs Florida  
12/13/15 2 pm ET at Gainesville, FL \* O'Connell Center

VISITORS: Robert Morris 4-5

##	Player Name	TOT-FG		3-PT	REBOUNDS				PF	TP	A	TO	BLK	S	MIN
		FG-FGA	FG-FGA	FT-FTA	OF	DE	TOT								
22	SMITH, Megan.....	f	1-3	0-1	1-2	0	3	3	5	3	2	1	0	1	27
21	MULRAIN, Mikalah....	c	1-1	0-0	3-6	2	5	7	4	5	1	3	1	3	23
04	STAMOLAMPROU, A Niki	g	8-15	3-6	0-0	1	1	2	3	19	4	5	0	2	33
10	NAVARRO, Rebecca....	g	2-8	2-6	0-0	0	2	2	1	6	0	1	0	0	25
14	RAVELLI, Ashley.....	g	2-7	0-2	1-2	1	2	3	1	5	0	3	0	3	19
00	DASHIELL, Shakema...	g	0-0	0-0	0-0	0	0	0	0	0	0	0	0	0	1
01	JONES, Jocelynn....	g	0-0	0-0	2-2	0	0	0	0	2	0	0	0	1	4
02	ADAMS, Nia.....	g	0-2	0-0	0-2	0	1	1	0	0	0	0	0	0	12
11	BROWN, Jenee.....	g	0-2	0-0	3-4	0	0	0	0	3	2	3	0	1	16
12	MATALY, Lou.....	g	0-2	0-1	0-0	1	0	1	0	0	0	0	0	0	9
13	KARAMBATSA, Vikli...	g	0-1	0-0	1-2	0	1	1	2	1	0	0	0	0	9
20	WORMACK, Leah.....	g	2-5	0-0	2-2	2	1	3	4	6	0	4	0	0	17
41	JACKSON, Randi.....	g	1-1	0-0	0-2	0	0	0	0	2	0	4	0	0	5
TEAM.....						2	2								
Totals.....			17-47	5-16	13-24	7	18	25	20	52	9	24	1	11	200

TOTAL FG% 1st Half: 8-21 38.1% 2nd Half: 9-26 34.6% Game: 36.2% DEADB  
3-Pt. FG% 1st Half: 4-11 36.4% 2nd Half: 1-5 20.0% Game: 31.3% REBS  
F Throw % 1st Half: 5-10 50.0% 2nd Half: 8-14 57.1% Game: 54.2% 5

HOME TEAM: Florida 9-1

##	Player Name	TOT-FG		3-PT	REBOUNDS				PF	TP	A	TO	BLK	S	MIN
		FG-FGA	FG-FGA	FT-FTA	OF	DE	TOT								
01	Williams,Ronni.....	f	4-8	0-0	0-0	1	3	4	3	8	0	3	0	2	18
44	Lorenzen,Haley.....	f	4-7	0-0	5-8	5	3	8	2	13	1	2	1	0	19
04	Needles,Carlie.....	g	1-3	1-3	0-0	1	2	3	1	3	4	1	0	1	19
11	Anderson,Dyandria....	g	4-7	2-3	2-2	1	1	2	1	12	5	2	0	4	22
21	Christinaki,Eleanna..	g	5-6	1-2	2-3	0	1	1	1	13	1	4	0	1	22
02	Young,Isis.....	g	0-1	0-0	0-0	0	1	1	0	1	0	1	0	0	9
03	Miller,January.....	g	1-4	0-1	4-4	1	2	3	4	6	0	3	0	1	9
13	Peoples,Cassie.....	g	4-10	1-4	0-0	2	3	5	0	9	3	1	1	1	22
15	Dimaite,Viktorija....	g	0-2	0-0	2-2	1	2	3	1	2	0	1	2	0	13
20	Westbrook,Simone....	g	1-3	0-2	2-2	0	1	1	2	4	2	0	0	3	14
23	Copeland,Brooke.....	g	1-3	1-3	0-0	0	4	4	3	3	1	1	0	0	10
24	Fleming,Tyshara.....	g	2-3	0-0	2-2	0	2	2	1	6	0	0	0	3	12
32	Batchelor,Carla.....	g	0-0	0-0	0-2	2	1	3	2	0	1	2	0	0	11
TEAM.....						1	3	4							
Totals.....			27-57	6-18	19-25	15	29	44	22	79	18	21	4	16	200

TOTAL FG% 1st Half: 13-26 50.0% 2nd Half: 14-31 45.2% Game: 47.4% DEADB  
3-Pt. FG% 1st Half: 3-8 37.5% 2nd Half: 3-10 30.0% Game: 33.3% REBS  
F Throw % 1st Half: 7-10 70.0% 2nd Half: 12-15 80.0% Game: 76.0% 3

Officials: Felicia Grinter, Lawson Newton, Dawn Marsh

Technical fouls: Robert Morris-None. Florida-None. Attendance: 1017

Score by Periods 1st 2nd 3rd 4th Total

Robert Morris..... 9 16 9 18 - 52

Florida..... 14 22 24 19 - 79

RMU#22 M.Smith fouls out at 3:22(4)

Points in the paint-RMU 18,UF 38. Points off turnovers-RMU 22,UF 28.

2nd chance points-RMU 6,UF 13. Fast break points-RMU 2,UF 15.

Bench points-RMU 14,UF 30. Score tied-0 times. Lead changed-0 times.

Last FG-RMU 4th-02:28, UF 4th-01:39.

Largest lead-RMU None, UF by 31 4th-06:26.

RMU led for 00:00. UF led for 39:35. Game was tied for 00:25.

## Game 10: Florida 79, Robert Morris 52

December 13, 2015 \* Stephen C. O'Connell Center \* Gainesville, Fla.

Florida won its ninth consecutive game on Sunday and the result was never in doubt. The Gators led from start to finish, stifling Robert Morris with their high-pressure defense in a wire-to-wire 79-52 victory at the Stephen C. O'Connell Center.

For the fifth time this season, Florida forced its opponent to commit at least 24 turnovers. The defense also flustered Robert Morris' shooters, as UF held the Colonials to 17-of-47 shooting (36.2 percent), marking the fifth time this year its opponent shot below 37 percent.

Three Gators—**Dyandria Anderson**, **Eleanna Christinaki**, **Haley Lorenzen**—scored at least 12 points.

Christinaki led the trio with a team-high 13 points, her third consecutive 13-plus-point outing. Lorenzen snared a team-best eight rebounds, while Anderson dished out a game-high five assists.

### How It Happened

Florida's defense was the prevailing theme of the day, and it created the team's lead through the first quarter.

The Gators forced six turnovers in the final four-plus minutes of the opening frame, building a five-point edge (14-9) by the end of the quarter. Although Robert Morris turned in an efficient second quarter, the Gators made seven of their nine attempts, including a perfect 3-of-3 shooting mark from distance. Consecutive threes by Carlie Needles and Cassie Peoples in the final minute of the stanza stretched the UF lead to 11 points (36-25) as the intermission.

A pair of triples by Dyandria Anderson provided the Gators with all the momentum they needed to close out the victory.

The first came at the 8:20 mark of the third quarter, which gave Florida a 15-point advantage (40-25). Anderson's next trifecta forced Robert Morris to burn a timeout in an unsuccessful attempt to halt a 9-0 spurt that became a quarter-ending 17-5 run.

The Gators would lead by as many as 31 points before the final buzzer sounded.

### News and Numbers of Note

- The nine consecutive victories is tied for the fourth longest in program history.
- This is UF's first nine-game win streak since the 2013-14 club (Nov. 30-Jan. 9) posted a 15-game run for the program's longest winning streak
- The Gators have won nine of their first 10 games for the only the eighth time in program history and the first time since starting the 2008-09 campaign with a 15-1 record
- Florida has scored at least 70 points in all 10 of its games this season—it had eight such outings in the entire 2014-15 campaign
- Florida forced Robert Morris to commit a season-high 24 turnovers
- The Gators collected 15 offensive rebounds for the eighth time this season
- Florida converted 19 free throws, marking the fifth time in the last seven games it sank 19-plus freebies
</



# 2015-16 Florida Final Box Scores & Game Recaps

GAME 11: Saint Francis vs Florida (GATOR HOLIDAY CLASSIC)  
12/20/15 2:30 pm ET at Gainesville, FL \* O'Connell Center

VISITORS: Saint Francis 2-8

##	Player Name	TOT-FG		3-PT		REBOUNDS			PF	TP	A	TO	BLK	S	MIN
		FG-FGA	FG-FGA	FT-FTA	OF	DE	TOT								
03	Brielle Ward.....	f	1-3	0-0	0-0	3	4	7	3	2	0	2	0	0	20
05	Katie Reese.....	g	1-8	1-2	2-2	0	4	4	0	5	2	9	0	2	22
12	Aisha Brock.....	g	8-15	3-8	0-0	2	2	4	1	19	3	3	0	2	26
23	Jessica Kovatch.....	g	7-20	5-13	4-4	0	3	3	4	23	3	8	0	2	28
50	Samiah Bethel.....	g	2-9	0-1	0-0	1	3	4	2	4	1	6	1	3	24
01	Madison Johnson.....	g	0-0	0-0	0-0	0	0	0	0	0	0	0	0	0	2
11	Kayla Meador.....	g	0-2	0-0	0-0	0	0	0	1	0	0	0	0	0	3
14	Taylor Allison.....	g	0-2	0-2	0-0	2	1	3	4	0	1	1	0	1	11
15	Maya Wynn.....	g	2-10	1-7	1-2	2	2	4	4	6	3	3	0	1	18
30	Jill Falvey.....	g	0-1	0-1	0-0	0	0	0	0	0	0	0	0	1	2
32	Courtney Zezza.....	g	1-5	0-2	1-2	2	2	4	1	3	0	0	0	0	17
33	Cydney Smith.....	g	1-4	0-1	1-2	4	3	7	5	3	0	4	1	0	15
44	HaLee Adams.....	g	0-2	0-1	0-0	2	0	2	1	0	0	1	0	0	12
TEAM.....						4	2	6							3
Totals.....			23-81	10-38	9-12	22	26	48	26	65	13	40	2	12	200
TOTAL FG% 1st Half: 9-35 25.7%			2nd Half: 14-46 30.4%		Game: 28.4%		DEADB								
3-Pt. FG% 1st Half: 8-21 38.1%			2nd Half: 2-17 11.8%		Game: 26.3%		REBS								
F Throw % 1st Half: 8-10 80.0%			2nd Half: 1-2 50.0%		Game: 75.0%		2								

HOME TEAM: Florida 10-1

##	Player Name	TOT-FG		3-PT		REBOUNDS			PF	TP	A	TO	BLK	S	MIN
		FG-FGA	FG-FGA	FT-FTA	OF	DE	TOT								
32	Batchelor, Carla.....	f	5-8	1-2	1-2	1	7	8	0	12	1	3	0	2	19
44	Lorenzen, Haley.....	f	7-12	0-0	2-2	2	3	5	1	16	2	1	0	2	15
04	Needles, Carrie.....	g	2-3	1-2	0-0	0	1	1	0	5	3	0	0	1	13
11	Anderson, Dyandria.....	g	3-7	0-2	0-0	1	2	3	1	6	3	1	1	0	16
21	Christinaki, Eleanna.....	g	2-5	1-3	2-2	2	2	4	1	7	4	4	0	2	21
02	Young, Isis.....	g	2-5	1-1	0-0	0	1	1	2	5	4	3	0	0	17
03	Miller, January.....	g	2-5	0-0	1-3	2	3	5	5	2	2	0	1	1	14
13	Peoples, Cassie.....	g	5-10	1-4	1-1	1	3	4	0	12	2	1	0	5	18
15	Dimaite, Viktorija.....	g	2-4	0-1	4-4	2	0	2	0	8	0	3	2	0	15
20	Westbrook, Simone.....	g	6-11	0-2	5-7	0	3	3	1	17	2	3	1	6	17
23	Copeland, Brooke.....	g	2-3	1-2	4-4	1	5	6	0	9	1	2	3	0	17
24	Fleming, Tyshara.....	g	8-13	0-0	4-8	2	4	6	4	20	1	1	0	2	18
TEAM.....						6	3	9							1
Totals.....			46-86	6-19	24-33	20	37	57	15	122	25	25	7	21	200
TOTAL FG% 1st Half: 28-48 58.3%			2nd Half: 18-38 47.4%		Game: 53.5%		DEADB								
3-Pt. FG% 1st Half: 5-13 38.5%			2nd Half: 1-6 16.7%		Game: 31.6%		REBS								
F Throw % 1st Half: 9-12 75.0%			2nd Half: 15-21 71.4%		Game: 72.7%		3								

Officials: Gina Cross, Bruce Morris, Troy Winders

Technical fouls: Saint Francis-None. Florida-None. Attendance: 1107

Score by Periods	1st	2nd	3rd	4th	Total
Saint Francis.....	13	21	14	17	- 65
Florida.....	34	36	18	34	- 122
Gator Holiday Classic, Game 2					
SFU#33 fouls out at 3:22(4), UF#3 fouls out at 2:32(4)					
Points in the paint-SFU 18,UF 74. Points off turnovers-SFU 22,UF 50.					
2nd chance points-SFU 17,UF 12. Fast break points-SFU 8,UF 34.					
Bench points-SFU 12,UF 76. Score tied-0 times. Lead changed-0 times.					
Last FG-SFU 4th-00:27, UF 4th-00:35.					
Largest lead-SFU None, UF by 59 4th-00:27.					
SFU led for 00:00. UF led for 39:48. Game was tied for 00:12.					

Game 11: Florida 122, Saint Francis 65 (GATOR HOLIDAY CLASSIC)

December 20, 2015 \* Stephen C. O'Connell Center \* Gainesville, Fla.

Points came early and often for the University of Florida women's basketball team on Sunday (Dec. 20) afternoon, when a pair of significant 20-year-old school records fell in a 122-65 victory over Saint Francis in the first round of the Gator Holiday Classic.

The Gators scored 30 of the game's first 32 points, eventually going on to score 70 points in the first half and shattering the previous UF record for points in a half. The 70 points were also the most by a team in any half of a game in the history of the O'Connell Center, topping the previous record of 65 points set by the Gators against Lynn University back on Feb. 16, 1995.

Florida's 122 total points broke the previous school record of 112 points, which it set against Lynn and at Florida Atlantic back on Jan. 11, 1995.

Five Gators logged double-digit scoring efforts. That group was highlighted by junior center Tyshara Fleming, who scored 20 points, her highest total in a UF uniform. Sophomore forward Haley Lorenzen posted 16 points for her fifth double-digit scoring game of the year, and it also marked the first time this year she's reached double figures in consecutive games.

Cassie Peoples dropped 12 points on 5-of-10 shooting to score in double digits for the sixth time this season, a figure that leads the team.

## How It Happened

Florida scored the game's first 15 points and knocked down nine of its first 12 baskets to race out to a 21-2 lead before the halfway point of the first quarter.

The defense was stellar as well. Through the first 8:26 of the opening frame, Saint Francis missed all 14 of its field goal attempts and were forced into 10 turnovers before making its first basket.

Later in the half, following a steal and 3-point play by junior guard Simone Westbrook, senior guard Carla Batchelor finished a layup to make it 66-26, breaking the O'Connell Center record for points in a half.

At the 2:41 mark of the fourth quarter, sophomore guard Brooke Copeland sank a pair of free throws to score the 112th and 113th points of the game to break the school's single-game scoring record.

## News and Numbers of Note

- In NCAA Division I records published prior to the start of the 2015-16 season, Florida's 70 first-half points tied the 16th-highest total against a Division I opponent in NCAA history
- UF reached the 100-point mark for the 22nd time in program history, and for the first time since it scored 105 points in a rout of Saint Francis on Dec. 17, 2013
- Florida forced a season-high 40 turnovers, marking its highest total since forcing 43 against Saint Francis back on Dec. 17, 2013
- The Gators also set a season high with 25 assists, their largest output in that category since dishing out 29 helpers against Saint Francis on Dec. 17, 2013
- Three of the five Gators who scored in double figures had at least 10 points at the half—Haley Lorenzen (10 points), Carla Batchelor (10 points), Tyshara Fleming (11 points)

GAME 12: NC State vs Florida  
12/21/15 2:30 pm ET at Gainesville, FL \* O'Connell Center

VISITORS: NC State 9-4

##	Player Name	TOT-FG		3-PT		REBOUNDS			PF	TP	A	TO	BLK	S	MIN
		FG-FGA	FG-FGA	FT-FTA	OF	DE	TOT								
11	Jennifer Mathurin...	f	4-8	2-4	6-6	2	6	8	1	16	3	1	0	1	33
25	Carlee Schuhmacher...	c	2-3	0-0	2-2	4	4	8	2	6	1	3	0	1	26
03	Miah Spencer.....	g	5-15	1-6	1-5	1	5	6	3	12	4	10	0	2	37
04	Ashley Williams.....	g	1-3	1-3	4-4	1	0	1	4	7	3	3	0	2	30
22	Dominique Wilson....	g	1-9	1-7	2-2	1	1	2	3	5	3	5	0	1	18
00	Camille Anderson....	g	2-7	2-6	0-0	0	2	2	3	6	1	1	0	0	25
05	Chelsea Nelson.....	g	4-9	0-0	7-8	3	4	7	4	15	0	2	0	1	14
21	DD Rogers.....	g	1-2	0-0	1-2	1	2	3	2	3	2	0	0	0	8
23	Amber Richardson....	g	1-3	0-2	0-0	1	1	2	0	2	0	2	0	1	9
TEAM.....						4	3	7							3
Totals.....			21-59	7-28	23-29	18	28	46	22	72	17	30	3	9	200
TOTAL FG% 1st Half: 9-29 31.0%			2nd Half: 12-30 40.0%		Game: 35.6%		DEADB								
3-Pt. FG% 1st Half: 4-14 28.6%			2nd Half: 3-14 21.4%		Game: 25.0%		REBS								
F Throw % 1st Half: 7-8 87.5%			2nd Half: 16-21 76.2%		Game: 79.3%		2								

HOME TEAM: Florida 11-1

##	Player Name	TOT-FG		3-PT		REBOUNDS			PF	TP	A	TO	BLK	S	MIN
		FG-FGA	FG-FGA	FT-FTA	OF	DE	TOT								
21	Christinaki, Eleanna...	f	6-9	1-1	5-5	1	3	4	1	18	2	2	0	3	26
44	Lorenzen, Haley.....	f	4-6	0-0	0-0	1	3	4	5	8	0	0	0	1	17
04	Needles, Carrie.....	g	1-5	1-5	0-0	0	1	1	0	3	3	1	0	1	16
11	Anderson, Dyandria....	g	1-4	0-1	0-0	0	1	1	1	2	1	0	0	1	21
32	Batchelor, Carla.....	g	3-4	0-0	1-2	3	0	3	2	7	0	2	0	1	17
01	Williams, Ronni.....	g	3-9	0-0	0-0	2	5	7	4	6	0	3	0	1	27
03	Miller, January.....	g	2-6	0-0	4-6	1	2	3	4	8	3	2	0	4	18
13	Peoples, Cassie.....	g	4-10	1-3	7-8	1	2	3	0	16	3	2	0	2	27
20	Westbrook, Simone....	g	1-7	0-2	4-4	0	3	3	2	6	2	7	0	1	16
24	Fleming, Tyshara.....	g	2-3	0-0	1-2	1	0	1	4	5	0	1	2	2	15
TEAM.....						4	4								1
Totals.....			27-63	3-12	22-27	10	24	34	23	79	14	21	2	17	200
TOTAL FG% 1st Half: 12-34 35.3%			2nd Half: 15-29 51.7%		Game: 42.9%		DEADB								
3-Pt. FG% 1st Half: 0-4 0.0%			2nd Half: 3-8 37.5%		Game: 25.0%		REBS								
F Throw % 1st Half: 7-10 70.0%			2nd Half: 15-17 88.2%		Game: 81.5%		3								

# 2015-16 Florida Final Box Scores & Game Recaps

GAME 13: UCF vs Florida  
12/30/15 7:00pm ET at Jacksonville, FL \* JAX Veterans Arena

VISITORS: UCF 3-8

##	Player Name	TOT-FG		3-PT		REBOUNDS		PF	TP	A	TO	BLK	S	MIN
		FG-FGA	FG-FGA	FT-FTA	OF DE TOT	PF	TP							
21	Reasor,Makenzi.....	f	0-1	0-0	0-0	1 1	4	0	0	0	0	0	0	9
24	Ndour,Fifi.....	f	1-5	0-1	0-0	1 2 3	3	2	1	4	0	0	0	14
04	Polacek,Ashley.....	g	1-5	0-2	0-0	1 2 3	3	2	2	2	1	0	0	23
22	Gregory,Aliyah.....	g	2-9	0-2	0-1	0 6 6	4	4	4	5	0	0	2	27
23	Lewis,Zykira.....	g	10-22	5-13	3-5	2 2 4	2	28	0	6	0	2	2	37
11	Thigpen,Kayla.....	g	5-17	0-6	0-0	0 3 3	1	10	1	0	1	2	28	
12	Shuler,Nyala.....	g	1-2	0-0	2-2	1 2 3	2	4	0	3	0	0	14	
14	Juarbe,Erica.....	g	3-6	0-0	1-1	3 2 5	2	7	0	2	0	1	15	
32	Massey,Joslyn.....	g	8-10	0-0	4-7	5 5 10	2	20	4	0	0	1	31	
33	Paul,Jamesha.....	g	1-1	0-0	0-0	1 0 1	0	2	0	1	0	0	2	
TEAM.....					4 4 8									
Totals.....			32-78	5-24	10-16	18 29 47	23	79	12	23	2	8	200	
TOTAL FG% 1st Half: 15-38			39.5%	2nd Half: 17-40		42.5%	Game: 41.0%		DEADB					
3-Pt. FG% 1st Half: 2-10			20.0%	2nd Half: 3-14		21.4%	Game: 20.8%		REBS					
F Throw % 1st Half: 0-2			0.0%	2nd Half: 10-14		71.4%	Game: 62.5%		2					

HOME TEAM: Florida 12-1

##	Player Name	TOT-FG		3-PT		REBOUNDS		PF	TP	A	TO	BLK	S	MIN
		FG-FGA	FG-FGA	FT-FTA	OF DE TOT	PF	TP							
01	Williams,Ronni.....	f	6-9	0-0	1-2	4 2 6	4	13	0	4	1	0	22	
21	Christinaki,Eleanna..	f	5-13	1-3	3-3	3 7 10	4	14	9	5	0	1	28	
44	Lorenzen,Haley.....	c	5-12	0-0	3-7	3 2 5	2	13	1	1	0	0	23	
04	Needles,Carlie.....	g	2-4	2-4	1-2	1 1 2	0	7	1	0	0	0	10	
11	Anderson,Dyandria...	g	2-5	0-1	1-1	3 3 6	2	5	1	1	1	3	17	
02	Young,Isis.....	g	0-1	0-1	0-0	0 0 0	0	0	0	0	0	1	3	
03	Miller,January.....	g	5-6	3-4	2-2	0 1 1	2	15	0	0	0	0	17	
13	Peoples,Cassie.....	g	4-10	3-5	0-0	0 2 2	1	11	3	2	0	0	24	
20	Westbrook,Simone....	g	2-10	0-3	5-6	3 2 5	2	9	5	3	0	6	22	
23	Copeland,Brooke.....	g	0-0	0-0	0-0	1 0 1	0	0	0	0	1	0	2	
24	Fleming,Tyshara.....	g	2-6	0-0	0-2	2 7 9	3	4	0	2	3	0	15	
32	Batchelor,Carla.....	g	1-5	0-0	0-0	1 4 5	0	2	1	1	0	0	17	
TEAM.....					3 1 4									
Totals.....			34-81	9-21	16-25	24 32 56	20	93	21	19	6	11	200	
TOTAL FG% 1st Half: 12-40			30.0%	2nd Half: 22-41		53.7%	Game: 42.0%		DEADB					
3-Pt. FG% 1st Half: 5-11			45.5%	2nd Half: 4-10		40.0%	Game: 42.9%		REBS					
F Throw % 1st Half: 7-11			63.6%	2nd Half: 9-14		64.3%	Game: 64.0%		3					

Officials: Sue Blauch, Mary Day, Angel Stanton

Technical fouls: UCF-None. Florida-None. Attendance: 2044

Score by Periods 1st 2nd 3rd 4th Total

UCF..... 18 14 17 30 - 79

Florida..... 15 21 34 23 - 93

Points in the paint-UCF 44,UF 38. Points off turnovers-UCF 15,UF 28.

2nd chance points-UCF 19,UF 23. Fast break points-UCF 19,UF 14.

Bench points-UCF 43,UF 41. Score tied-5 times. Lead changed-5 times.

Last FG-UCF 4th-00:03, UF 4th-00:11.

Largest lead-UCF by 7 2nd-09:18, UF by 23 3rd-02:12.

UCF led for 10:06. UF led for 25:53. Game was tied for 04:01.

## Game 13: Florida 93, UCF 79

December 30, 2015 \* Jacksonville Veterans Memorial Arena \* Jacksonville, Fla.

Freshman Eleanna Christinaki just missed a triple-double and the Florida outscored UCF 34-17 in the third quarter en route to a 93-79 victory in the Southeastern Conference-American Athletic Conference Challenge held at Jacksonville Veterans Memorial Arena Wednesday evening.

In the Gator's non-conference finale, January Miller scored 15 points and led a very balanced offensive attack for UF, as five players scored in double-figures, with Christinaki adding 14 points, a career-best 10 rebounds and a career-high nine assists. Ronni Williams and Haley Lorenzen recorded 13 points each, while Cassie Peoples ignited a cold-shooting Gator team early in the second quarter and she finished with 11 points for Florida which won its 12th consecutive game.

Florida hit just 30 percent of its shots in the first half, but converted 53.7 percent in the deciding second. The Gators also sank 9-of-21 from the three-point arc, with Christinaki (1), Carlie Needles (2), Miller (3) and Peoples (3) each hitting from deep.

In the other game of Wednesday's SEC-AAC Challenge, No. 8 Mississippi State defeated No. 20 South Florida, 68-58.

## How It Happened

UCF built a 22-15 lead over the first 10:42 of the game, but it was all Gators the rest of the way.

After calling a timeout just 42 seconds into the second period, Florida ripped off a 17-4 run that flipped a seven-point deficit into a 32-26 lead.

Zykira Lewis, who finished with a game-high 28 points, hit consecutive three-pointers and tied the game at 32 for UCF, before Cassie Peoples responded with a trey for the Gators and Ronni Williams ended the half with one free throw and Florida carried a 36-32 lead into the locker room.

UF managed to sink just 30 percent of their shots during the opening 20 minutes, while the Knights started off blazing and cooled off to a 39.5 percent mark by the end of the half.

The Gators scored the first five points of the second half and after another three-pointer by the Knights never looked back.

Florida outscored UCF 34-17 in the third frame that was highlighted by a 14-0 run with scores from six different players as the Gators extended their lead to 62-41 with 2:43 left in the third period.

During the commanding third quarter, eight Gators scored, paced by seven points inside from Haley Lorenzen.

UCF rallied in just the fourth quarter and outscored UF, 30-23, but the Gators held on and earned their 12th straight victory after a season-opening loss. The streak is tied for the second-longest in program history.

## Tonight's Gator Win:

- Is UF's 12th consecutive victory.
- Improved UF's season-opening record to 12-1 which is the sixth time in program history the Gators have won 12 of their first 13 and the first time since 2008-09 squad ripped off a 15-1 record to start the season before incurring its second loss of the year.
- Tied for the second-longest winning streak in program history.
- Capped UF's record in the month of December with a perfect 7-0 record.
- Marked the fifth time in program history the Gators ripped through the final month of the calendar unscathed.

GAME 14: #8 Mississippi State vs Florida  
01/03/16 1 pm ET at Gainesville, FL \* O'Connell Center

VISITORS: #8 Mississippi State 14-1, 1-0 SEC

##	Player Name	TOT-FG		3-PT		REBOUNDS		PF	TP	A	TO	BLK	S	MIN
		FG-FGA	FG-FGA	FT-FTA	OF DE TOT	PF	TP							
13	Ketara Chapel.....	f	2-5	0-0	1-1	3 3 6	3	5	0	1	0	2	12	
45	Chinwe Okorie.....	c	3-4	0-0	0-0	4 3 7	2	6	0	1	2	0	17	
00	Dominique Dillingham	g	4-8	2-3	0-0	2 0 2	4	10	1	2	0	1	34	
02	Morgan William.....	g	7-14	2-3	5-6	0 2 2	1	21	4	7	1	4	36	
35	Victoria Vivians....	g	4-20	0-4	6-10	2 5 7	2	14	0	2	0	4	39	
01	Blair Schaefer.....	g	0-2	0-2	0-0	0 2 2	0	0	0	0	0	0	4	
03	Breanna Richardson..	g	5-9	0-0	1-1	3 0 3	5	11	2	4	0	2	28	
10	Jazzmun Holmes.....	g	0-0	0-0	0-0	0 1 1	2	0	0	3	0	2	4	
15	Teaira McCowan.....	g	3-7	0-0	1-2	6 3 9	2	7	0	2	2	0	23	
23	Kayla Nevitt.....	g	1-2	0-0	0-0	1 0 1	1	2	0	0	0	0	3	
TEAM.....					1 5 6									
Totals.....			29-71	4-12	14-20	22 24 46	22	76	7	25	5	15	200	
TOTAL FG% 1st Half: 16-39			41.0%	2nd Half: 13-32		40.6%	Game: 40.8%		DEADB					
3-Pt. FG% 1st Half: 4-9			44.4%	2nd Half: 0-3		0.0%	Game: 33.3%		REBS					
F Throw % 1st Half: 6-9			66.7%	2nd Half: 8-11		72.7%	Game: 70.0%		1					

HOME TEAM: Florida 12-2, 0-1 SEC

#	Player Name	TOT-FG		3-PT		REBOUNDS			PF	TP	A	TO	BLK	S	MIN
		FG-FGA	FG-FGA	FT-FTA	OF	DE	TOT								
01	Williams,Ronni.....	f	4-8	0-0	3-4	5	7	12	3	11	1	5	2	0	22
21	Christinaki,Eleanna..	f	2-6	1-3	2-2	3	1	4	2	7	2	4	0	0	20
44	Lorenzen,Haley.....	f	2-6	0-0	4-4	7	0	7	1	8	2	1	1	0	23
03	Miller,January.....	g	2-7	1-2	3-4	0	1	1	4	8	1	4	0	1	22
11	Anderson,Dyandria...	g	0-3	0-1	0-0	0	0	0	2	0	1	2	0	1	17
04	Needles,Carlie.....	g	6-15	3-9	2-2	1	1	2	2	17	2	2	0	1	28
13	Peoples,Cassie.....	g	1-4	0-2	2-2	0	1	1	3	4	0	7	0	1	8
20	Westbrook,Simone....	g	2-10	0-4	1-2	2	1	3	5	5	2	3	0	4	22
23	Copeland,Brooke.....	g	0-2	0-0	0-0	1	1	2	1	0	0	1	0	1	14
24	Fleming,Tyshara.....	g	2-3	0-0	2-4	2	5	7	2	6	0	2	4	2	17
32	Batchelor,Carla.....	g	1-4	0-0	2-4	1	1	2	0	4	0	1	0	1	17
TEAM.....						4	6	10							
Totals.....			22-68	5-21	21-28	26	25	51	25	70	11	32	7	13	200
TOTAL FG% 1st Half:		8-27	29.6%	2nd Half: 14-41		34.1%		Game: 32.4%		DEADB					
3-Pt. FG% 1st Half:		3-10	30.0%	2nd Half: 2-11		18.2%		Game: 23.8%		REBS					
F Throw % 1st Half:		7-8	87.5%	2nd Half: 14-20		70.0%		Game: 75.0%		3					

Officials: Bob Trammell, Kelly Johnson, Jules Gallien

Technical fouls: #8 Mississippi State-None. Florida-None. Attendance: 1378

Score by Periods 1st 2nd 3rd 4th Total

#8 Mississippi State..... 21 21 18 16 - 76

Florida..... 15 11 19 25 - 70

MSU#3 B.Richardson fouls out at 2:24(4); UF#20 S.Westbrook fouls out at 2:00(4)

Points in the paint-MS 36,UF 24. Points off turnovers-MS 17,UF 18.

2nd chance points-MS 21,UF 20. Fast break points-MS 8,UF 8.

Bench points-MS 20,UF 36. Score tied-0 times. Lead changed-1 time.

Last FG-MS 4th-02:32, UF 4th-00:49.

Largest lead-MS by 19 3rd-08:39, UF by 3 1st-09:38.

MS led for 38:41. UF led for 00:56. Game was tied for 00:22.

## Game 1

# 2015-16 Florida Final Box Scores & Game Recaps

GAME 15: Florida vs #12/11 Tennessee  
01/07/16 7:31 p.m. at Knoxville, Tenn. (Thompson-Boling Arena)

VISITORS: Florida 13-2, 1-1

##	Player Name		TOT-FG		3-PT		REBOUNDS		PF	TP	A	TO	BLK	S	MIN
			FG-FGA	FG-FGA	FT-FTA	OF	DE	TOT							
1	Williams, Ronni.....	f	3-7	0-0	0-2	2	8	10	4	6	1	6	0	2	21
21	Christinaki, Eleanna. f		8-16	1-3	1-2	3	3	6	1	18	8	2	0	0	31
44	Lorenzen, Haley.....	f	3-7	0-0	2-4	2	2	4	4	8	0	2	1	1	28
3	Miller, January.....	g	5-9	1-1	0-0	2	1	3	3	11	0	0	1	2	18
4	Needles, Carlie.....	g	5-8	5-8	0-0	1	3	4	1	15	3	2	0	0	29
11	Anderson, Dyandria...		0-1	0-0	0-0	0	2	2	0	0	0	2	0	0	6
13	Peoples, Cassie.....		3-7	1-2	2-2	1	3	4	0	9	1	4	0	2	17
15	Dimaite, Viktorija...		0-1	0-0	0-0	0	0	0	1	0	0	1	0	0	5
20	Westbrook, Simone....		0-3	0-1	0-0	0	2	2	0	0	1	4	0	1	18
23	Copeland, Brooke.....		1-3	1-3	0-0	0	0	0	0	3	0	0	1	0	4
24	Fleming, Tyshara.....		1-3	0-0	0-0	1	1	2	5	2	1	0	3	4	15
32	Batchelor, Carla.....		1-2	0-0	0-0	1	0	1	1	2	0	1	0	0	8
TEAM.....															
Totals.....			30-67		9-18		5-10		17 29 46		20 74 15 24		6 12 200		
TOTAL FG% 1st Half: 12-37			32.4%		2nd Half: 18-30		60.0%		Game: 44.8%		DEADB				
3-Pt. FG% 1st Half: 4-9			44.4%		2nd Half: 5-9		55.6%		Game: 50.0%		REBS				
F Throw % 1st Half: 1-2			50.0%		2nd Half: 4-8		50.0%		Game: 50.0%		2				

HOME TEAM: #12/11 Tennessee 10-4, 1-1

##	Player Name		TOT-FG		3-PT		REBOUNDS		PF	TP	A	TO	BLK	S	MIN
			FG-FGA	FG-FGA	FT-FTA	OF	DE	TOT							
12	Graves, Bashaara....	f	2-13	0-0	3-3	9	10	19	3	7	1	3	0	0	34
31	Nared, Jaime.....	f	4-12	0-2	2-3	6	0	6	3	10	2	1	0	1	25
21	Russell, Mercedes....	c	3-6	0-0	2-2	3	4	7	1	8	0	0	3	2	28
11	DeShields, Diamond... g		6-21	0-5	4-4	1	3	4	1	16	2	7	2	1	33
14	Carter, Andraya.....	g	4-9	3-5	2-3	1	3	4	3	13	1	5	1	3	30
0	Reynolds, Jordan....		1-3	0-0	1-2	5	0	5	0	3	1	1	1	1	21
13	Dunbar, Kortney.....		0-2	0-2	0-0	0	0	0	0	0	0	0	0	0	1
20	Cooper, Te'a.....		3-11	1-5	0-0	1	0	1	3	7	2	2	0	3	19
33	Middleton, Alexa....		1-5	0-3	0-0	1	2	3	2	2	1	2	0	2	9
TEAM.....															
Totals.....			24-82		4-22		14-17		31 23 54		16 66 10 21		7 13 200		
TOTAL FG% 1st Half: 13-38			34.2%		2nd Half: 11-44		25.0%		Game: 29.3%		DEADB				
3-Pt. FG% 1st Half: 2-9			22.2%		2nd Half: 2-13		15.4%		Game: 18.2%		REBS				
F Throw % 1st Half: 7-10			70.0%		2nd Half: 7-7		100%		Game: 82.4%		1				

Officials: Dee Kantner, Laura Morris, Brian Garland

Technical fouls: Florida-None. #12/11 Tennessee-None. Attendance: 9774

Score by Periods

1st 2nd 3rd 4th Total

Florida..... 16 13 24 21 - 74

#12/11 Tennessee..... 25 10 18 13 - 66

Points in the paint-UF 38, UT 36. Points off turnovers-UF 17, UT 17.

2nd chance points-UF 14, UT 21. Fast break points-UF 20, UT 6.

Bench points-UF 16, UT 12. Score tied-5 times. Lead changed-8 times.

Last FG-UF 4th-01:12, UT 4th-01:26.

Largest lead-UF by 8 4th-00:46, UT by 11 1st-02:30.

UF led for 10:58. UT led for 22:39. Game was tied for 06:23.

## Game 15: Florida 74, #12/11 Tennessee 66

January 7, 2016 \* Thompson-Boling Arena \* Knoxville, Tennessee

With their frontcourt saddled with foul trouble and their head coach not with the team, the Gators staged what could be considered an improbable, 74-66, victory against No. 12/11 Tennessee at Thompson-Boling Arena Thursday evening.

With assistant coach **Shimmy Gray-Miller** stepping in on the sideline for head coach **Amanda Butler**, who was not with the team because of a family emergency, the Gators showed the grit and toughness of their absent leader by defeating the Lady Vols for just the fourth time in the 52-game series history and for just the second time in Knoxville.

### Individual Stat Line of the Game:

- Freshman **Eleanna Christinaki**: game-high 18 points, game-high 8 assists, 2 turnovers and 6 rebounds

### How it Happened – A Quarterly Update:

#### Fourth Quarter:

- Ronni Williams, Eleanna Christinaki and Carlie Needles** (3) hit field goals during a 7-0 run over a 49-second span and the Gators turned a one-point deficit, 58-57, into a 64-58 lead with seven minutes remaining.
- The teams traded baskets and with the Gators holding a four-point lead, Carlie Needles drilled her fifth three-pointer of the game that gave UF a 69-62 lead with 3:16 to go.
- UF had a defensive stop, but turned the ball over on its ensuing possession.
- UF's DeShields canned a long jumper with 2:15 on the clock and Needles went down with a cramp on the play and went to the bench with the Gators holding a 69-64 lead.
- Williams came back with a bucket inside for a seven-point UF advantage with 1:50 on the clock and the teams continued to trade scores the rest of the way.
- Stat of the Quarter:** Florida outscored Tennessee, 21-13, in the final frame, when the Gators shot 69.2 percent (9-13) from the floor and UT managed just 28.6 percent (6-21)

#### Third Quarter:

- Gators used a 7-0 run over a 50-second span late in the period and took a 50-49 lead with 1:39 remaining; Needles and **Brooke Copeland** hit three-pointers, while Christinaki converted one free throw
- An 8-0 run cut UF's deficit to one, 40-39, with 5:54 left in quarter; also within one at 5:16, 42-41, after a tough offensive rebound putback by **January Miller**.
- leading scorer and rebounder Williams picked up her fourth foul at the 9:14 mark
- second-leading scorer and rebound **Haley Lorenzen** picked up her fourth foul at 3:38
- Third-leading rebounder **Tyshara Fleming** picked up her fourth foul at the 3:00 mark of the period; fouled out with 30.1 seconds left.
- Florida has outscored its opponent in the third quarter 14 times in 15 games this year
- Stat of the Quarter:** Florida outscored Tennessee, 24-18 and tied the game at 53 entering the fourth quarter.

#### Second Quarter:

- Florida won a low-scoring second quarter, 13-10.
- Gators opened the quarter on a 8-0 run and got within one, 25-24. Scoring during that run was by Miller, Needles (3), Christinaki and Lorenzen (1).
- Carla Batchelor's offensive rebound putback tied the game at 29 with 5:17 remaining in the quarter.
- The Gators committed six turnovers that resulted in two UT points, an improvement from the opening frame.
- Stat of the Quarter:** Tennessee shot a mere 11.8 percent from the floor in the second quarter, while UF outrebounded the taller Lady Vols, 15-14.

#### First Quarter:

- The Gators turned to their defense and Christinaki, who scored seven more points and got UF within six with 11 seconds remaining. UT, however, got the last shot and nailed a three for a 25-16 lead at the end of the period.
- Stat of the Quarter:** UT converted nine Gator turnovers into 11 points

GAME 16: Florida vs Ole Miss  
1/10/16 1:01 PM at Oxford, Miss./The Pavilion at Ole Miss

VISITORS: Florida 14-2, 2-1 SEC

##	Player Name		TOT-FG		3-PT		REBOUNDS		PF	TP	A	TO	BLK	S	MIN
			FG-FGA	FG-FGA	FT-FTA	OF	DE	TOT							
01	Williams, Ronni.....	f	4-5	0-0	3-3	1	11	12	3	11	3	6	2	1	24
21	Christinaki, Eleanna. f		2-5	0-2	0-0	1	0	1	2	4	10	3	0	0	25
44	Lorenzen, Haley.....	f	4-9	0-0	1-2	2	7	9	4	9	2	1	1	0	19
03	Miller, January.....	g	0-8	0-3	2-4	1	2	3	3	2	1	3	0	1	13
04	Needles, Carlie.....	g	4-7	1-4	2-2	2	4	6	0	11	2	3	0	4	24
02	Young, Isis.....		0-0	0-0	1-2	0	0	0	3	1	1	2	0	0	8
11	Anderson, Dyandria...		5-9	0-1	0-0	2	2	4	2	10	0	0	0	3	21
13	Peoples, Cassie.....		3-7	1-3	4-4	0	2	2	1	11	3	4	0	0	17
15	Dimaite, Viktorija...		1-2	0-0	2-2	2	2	4	1	4	0	0	0	0	5
20	Westbrook, Simone....		0-4	0-1	2-2	0	1	1	3	2	0	2	1	1	11
23	Copeland, Brooke.....		0-3	0-3	0-0	0	0	0	0	0	0	2	0	0	5
24	Fleming, Tyshara.....		4-5	0-0	4-4	1	6	7	4	12	0	1	1	0	14
32	Batchelor, Carla.....		3-6	0-1	2-3	3	4	7	0	8	0	1	0	0	14
TEAM.....															
Totals.....			30-70		2-18		23-28		19 43 62		26 85 22 28		5 10 200		
TOTAL FG% 1st Half: 20-33			60.6%		2nd Half: 10-37		27.0%		Game: 42.9%		DEADB				
3-Pt. FG% 1st Half: 2-9			22.2%		2nd Half: 0-9		0.0%		Game: 11.1%		REBS				
F Throw % 1st Half: 11-13			84.6%		2nd Half: 12-15		80.0%		Game: 82.1%		2,1				

HOME TEAM: Ole Miss 9-7, 1-2 SEC

#	Player Name		TOT-FG		3-PT		REBOUNDS					PF	TP	A	TO	BLK	S	MIN	
			FG-FGA	FG-FGA	FT-FTA	OF	DE	TOT											
11	Joseph,Shequela.....	f	1-1	0-0	0-0	1	3	4	1	2	0	0	0	0	0	0	10		
05	Sisk,Erika.....	g	5-20	3-7	2-4	2	2	4	3	15	4	2	0	4	33				
20	Muhammad,Madinah.....	g	5-10	3-5	2-4	1	1	2	2	15	1	1	0	4	21				
23	Sesson,Shandricka.....	g	3-18	1-4	1-2	4	6	10	5	8	2	6	0	1	27				
25	Alston,Aliissa.....	g	6-17	1-3	4-11	1	1	2	4	17	3	4	0	2	33				
00	Golden,Kiara.....		0-1	0-0	0-0	0	0	0	0	0	0	1	0	0	3				
02	Williams,Jonell.....		0-2	0-0	0-0	1	1	2	1	0	0	0	0	0	12				
03	Hayes,A'Queen.....		1-2	0-0	0-0	1	0	1	1	2	0	3	0	0	7				
10	Muhate Pena,C.....		1-2	0-0	1-4	4	5	9	5	3	2	3	1	1	16				
15	Briggs,Kelsey.....		0-2	0-0	0-0	2	0	2	0	0	0	0	0	0	11				
24	Hart,Bretta.....		0-1	0-0	0-0	0	0	0	1	0	0	0	1	0	9				
44	Lewis,Torri.....		1-4	1-4	0-0	0	0	0	2	3	0	1	0	1	18				
TEAM.....						3	5	8											
Totals.....			23-80	9-23	10-25	20	24	44		25	65	12	21		2	13	200		
TOTAL FG% 1st Half:			9-37	24.3%	2nd Half:	14-43	32.6%	Game: 28.8%										DEADB	
3-Pt. FG% 1st Half:			6-14	42.9%	2nd Half:	3-9	33.3%	Game: 39.1%										REBS	
F Throw % 1st Half:			6-12	50.0%	2nd Half:	4-13	30.8%	Game: 40.0%										8	



# 2015-16 Florida Final Box Scores & Game Recaps

GAME 17: Georgia vs Florida  
01/14/16 7 pm ET at Gainesville, FL \* O'Connell Center

VISITORS: Georgia 13-4, 1-3 SEC																		
##	Player Name	TOT-FG		3-PT		REBOUNDS			PF	TP	A	TO	BLK	S	MIN			
		FG-FGA	FG-FGA	FG-FGA	FT-FTA	OF	DE	TOT										
11	Pachis Roberts.....	f	4-9	1-3	2-3	2	4	6	5	11	1	2	0	1	26			
13	Merritt Hempe.....	f	1-2	0-0	0-0	2	3	5	5	2	0	1	0	0	14			
03	Tiaria Griffin.....	g	7-15	1-7	8-10	0	3	3	1	23	2	2	0	3	40-			
20	Shacobia Barbee.....	g	2-9	0-1	1-4	2	8	10	2	5	4	2	0	3	37			
24	Marjorie Butler.....	g	2-7	0-1	3-4	1	3	4	4	7	2	3	0	2	34			
01	Shanea Armbrister....		0-1	0-0	0-0	0	0	0	0	0	0	1	0	0	1			
04	Caliya Robinson.....		3-5	0-0	0-0	1	6	7	2	6	1	4	1	1	17			
12	Haley Clark.....		0-2	0-0	0-0	1	0	1	0	0	0	2	0	0	6			
23	Halle Washington....		8-11	0-0	1-2	4	3	7	3	17	0	1	2	0	25			
TEAM.....						1		3			1							
Totals.....		27-61		2-12		15-23		14	33		47		22		71	10		19
TOTAL FG% 1st Half: 14-33		42.4%		2nd Half: 13-28		46.4%		Game: 44.3%		DEADB						3		10
3-Pt. FG% 1st Half: 2-6		33.3%		2nd Half: 0-6		0.0%		Game: 16.7%		REBS								
F Throw % 1st Half: 3-6		50.0%		2nd Half: 12-17		70.6%		Game: 65.2%										3

HOME TEAM: Florida 14-3, 2-2 SEC																		
##	Player Name	TOT-FG		3-PT		REBOUNDS			PF	TP	A	TO	BLK	S	MIN			
		FG-FGA	FG-FGA	FT-FTA	OF	DE	TOT											
01	Williams,Ronni.....	f	4-8	0-0	4-6	3	6	9	5	12	4	2	0	2	29			
44	Lorenzen,Haley.....	f	1-5	0-0	3-6	4	4	8	1	5	0	1	1	0	25			
03	Miller,January.....	g	0-5	0-2	1-2	0	0	0	2	1	0	1	0	1	9			
04	Needles,Carlie.....	g	1-4	0-3	0-2	0	2	2	3	2	0	2	0	2	23			
21	Christinaki,Eleanna. g	5-11	1-5	0-0	2	3	5	5	11	2	1	0	0	30				
11	Anderson,Dyandria...		0-3	0-1	0-0	0	1	1	1	0	0	5	0	2	12			
13	Peoples,Cassie.....		6-16	3-7	0-0	2	0	2	2	15	1	2	0	0	21			
20	Westbrook,Simone.....		4-10	0-3	1-4	1	4	5	1	9	3	4	0	3	26			
23	Copeland,Brooke.....		0-0	0-0	0-0	0	0	0	0	0	0	0	0	0	1			
24	Fleming,Tyshara.....		1-3	0-0	0-0	1	3	4	3	2	0	0	2	0	14			
32	Batchelor,Carla.....		1-3	1-2	1-2	2	1	3	0	4	0	0	0	0	10			
TEAM.....						3		1	4									
Totals.....		23-68		5-23		10-22		18	25		43		22		61	10		18
TOTAL FG% 1st Half: 9-31		29.0%		2nd Half: 14-37		37.8%		Game: 33.8%		DEADB								
3-Pt. FG% 1st Half: 2-11		18.2%		2nd Half: 3-12		25.0%		Game: 21.7%		REBS								
F Throw % 1st Half: 2-4		50.0%		2nd Half: 8-18		44.4%		Game: 45.5%										6

Officials: Eric J. Brewton, Bill Larance, Missy Brooks  
Technical fouls: Georgia-None. Florida-None. Attendance: 1912  
Score by Periods 1st 2nd 3rd 4th Total  
Georgia..... 19 14 17 21 - 71  
Florida..... 10 12 14 25 - 61  
UGA#11 P.Roberts fouls out at 4:12(4), UF#1 R.Williams at :40.6(4),  
UGA#13 M.Hempe at :27.3(4), UF#21 E.Christinaki at :04.7(4)

Points in the paint-UGA 44,UF 28. Points off turnovers-UGA 18,UF 16.  
2nd chance points-UGA 9,UF 17. Fast break points-UGA 12,UF 2.  
Bench points-UGA 23,UF 30. Score tied-0 times. Lead changed-3 times.  
Last FG-UGA 4th-01:12, UF 4th-00:27.  
Largest lead-UGA by 21 3rd-03:28, UF by 4 1st-08:52.  
UGA led for 36:26. UF led for 03:22. Game was tied for 00:11.

## Game 17: Georgia 71, #20/21 Florida 61 January 14, 2016 \* Stephen C. O'Connell Center \* Gainesville, Fla.

The No. 20/21-ranked Gators fought for all 40 minutes, but cold shooting was too much for them to overcome in a 71-61 loss to Georgia at the Stephen C. O'Connell Center on Thursday night.

The Gators shot just 34 percent (23 of 68) from the field and only made 10 of their 22 attempts at the free throw line in the loss.

Redshirt senior guard **Cassie Peoples** scored a team-high 15 points, while junior forward **Ronni Williams** finished with a solid all-around game, logging 12 points and team highs in rebounds (nine) and assists (four). Freshman guard **Eleanna Christinaki** was the only other Gator to reach double figures, as she posted a stat line of 11 points, five rebounds and two assists.

### How It Happened

After the Gators raced out to an early lead, Georgia took over and held a nine-point edge (19-10) by the end of the first quarter. A 7-0 run by UF—which featured a layup from Williams, a three from Christinaki and a layup by **Simone Westbrook**—cut the deficit to two, but the Bulldogs eventually took a 33-22 lead into the halftime locker room.

Although UF trailed by as many as 21 points late in the third quarter, it staged a furious rally to get back into the game.

Down 46-25 with 3:28 left in the third quarter, Peoples and **Haley Lorenzen** scored 13 of Florida's next 14 points to make it an 11-point game with 8:55 remaining in regulation. A corner three from Peoples brought the crowd to its feet at the 6:08 mark, as her triple chopped the deficit to single digits for the first time since the 1:05 mark of the second quarter.

Florida pulled within five points inside the final 30 seconds of play before the Bulldogs trumped its comeback efforts, as Georgia converted 11-of-14 free throws in the final minute.

### Florida vs. Georgia Series History

- Each of the last six games, as well as 13 of the last 14 games, of the Florida-Georgia series has been decided by 10 points or less
- Georgia has won two straight and six of the last seven versus the Gators
- The teams will play again on February 21 in Athens

### News and Numbers of Note

- Peoples logged her 10th double-digit scoring effort, the most such outings by a Gator this season
- With her 3-pointer at the 8:55 mark of the fourth quarter, Peoples scored her 800th career point
- Christinaki and Williams both recorded their ninth double-figure scoring game of the season
- Florida has now recorded 10-plus steals in 15 of its 17 games this season
- UF committed just 18 turnovers, marking the sixth time this season it had fewer than 20 giveaways, as well as its first loss of the season when committing fewer than 20 miscues
- Florida's 61 points were its fewest of the season, while its 33.8 shooting percentage was its second-lowest and its 45.4 free throw percentage (10-22) was its lowest of the year after entering the game converting 70.8 percent from the line.

GAME 18: LSU vs Florida  
01/17/16 2 pm ET at Gainesville, FL \* O'Connell Center

VISITORS: LSU 7-11, 1-4 SEC																		
##	Player Name	TOT-FG		3-PT		REBOUNDS			PF	TP	A	TO	BLK	S	MIN			
		FG-FGA	FG-FGA	FG-FGA	FT-FTA	OF	DE	TOT										
20	HYDER, Alexis.....	f	5-11	0-0	3-6	5	5	10	5	13	3	1	0	2	31			
31	JONES, Ann.....	f	2-6	0-0	0-0	2	5	7	3	4	0	1	0	3	24			
02	NORTON, Shanice.....	g	3-5	0-1	1-2	0	1	1	2	7	1	3	0	3	32			
10	RHODES, Jasmine.....	g	5-12	0-1	0-0	1	3	4	0	10	1	2	1	1	34			
13	HILL, Rina.....	g	1-8	0-3	1-2	1	1	2	2	3	3	3	0	1	39			
03	BETHEL, Akilah.....		0-7	0-0	0-0	3	1	4	3	0	2	3	0	2	22			
04	PEDERSEN, Anne.....		4-7	0-1	0-0	0	1	1	2	8	0	2	0	0	18			
35	FAREO, Alliyah.....		0-0	0-0	0-0	0	0	0	0	0	0	0	0	0	0+			
TEAM.....						3		1			4				3			
Totals.....		20-56		0-6		5-10		15	18		33		17		45	10		18
TOTAL FG% 1st Half: 12-28		42.9%		2nd Half: 8-28		28.6%		Game: 35.7%		DEADB								
3-Pt. FG% 1st Half: 0-2		0.0%		2nd Half: 0-4		0.0%		Game: 0.0%		REBS								
F Throw % 1st Half: 1-2		50.0%		2nd Half: 0-4		50.0%		Game: 50.0%										4

HOME TEAM: Florida 15-3, 3-2 SEC																				
##	Player Name		TOT-FG		3-PT		REBOUNDS							PF	TP	A	TO	BLK	S	MIN
			FG-FGA	FG-FGA	FT-FTA	OF	DE	TOT												
01	Williams,Ronni.....	f	4-6	0-0	3-4	4	5	9	3	11	0	5	1	3	27					
24	Fleming,Tyshara.....	f	3-4	0-0	0-6	2	2	4	2	6	0	2	3	0	16					
04	Needles,Carlie.....	g	3-5	1-3	0-2	0	1	1	4	7	1	1	0	1	30					
20	Westbrook,Simone.....	g	0-3	0-0	1-2	0	4	4	2	1	4	2	0	3	26					
21	Christinaki,Eleanora..	g	5-10	2-3	3-4	1	1	2	0	15	2	0	3	3	28					
03	Miller,January.....		0-2	0-0	0-0	1	0	1	1	0	0	3	0	1	3					
11	Anderson,Dyandria....		3-3	0-2	2-2	0	1	1	1	2	1	2	0	0	17					
13	Peoples,Cassie.....	1-2	1-2	0-0	0-0	0	0	0	1	3	1	4	0	0	17					
23	Copeland,Brooke.....		0-0	0-0	0-0	0	0	0	0	0	1	0	0	0	2					
32	Batchelor,Carla.....	1-1	0-0	0-0	0-0	2	2	0	2	1	1	0	0	0	10					
44	Lorenzen,Haley.....		2-2	0-0	2-6	2	4	6	1	6	1	1	0	0	24					
TEAM.....								2	2											
Totals.....			19-38		4-10	11-26	10	22	32	5	53	12	24	4	11	200				
TOTAL FG% 1st Half:			9-18	50.0%	2nd Half:			10-20	50.0%	Game:			50.0%	DEADB						
3-Pt. FG% 1st Half:			2-5	40.0%	2nd Half:			2-5	40.0%	Game:			40.0%	REBS						
F Throw % 1st Half:			5-12	41.7%	2nd Half:			6-14	42.9%	Game:			42.3%	6						

# 2015-16 Florida Final Box Scores & Game Recaps

GAME 19: Alabama vs #22/23 Florida  
01/21/16 7 pm ET at Gainesville, FL \* O'Connell Center

VISITORS: Alabama 13-6, 2-4 SEC

		TOT-FG		3-PT		REBOUNDS									
##	Player Name	FG-FGA	FG-FGA	FT-FTA	OF	DE	TOT	PF	TP	A	TO	BLK	S	MIN	
01	Bolton, Qunetria...	f	4-9	0-0	3-7	1	0	1	0	11	0	2	1	4 22	
13	Hegstetter, Nikki...	f	1-2	0-0	1-2	2	1	3	3	3	0	4	0	3 22	
11	Cook, Hannah.....	g	5-11	3-7	3-6	0	4	4	3	16	1	4	0	3 28	
15	Knight, Meoshonti...	g	9-17	1-3	4-7	0	3	3	1	23	2	3	0	6 33	
22	Middlebrook, Karyla.	g	1-3	0-0	1-2	0	4	4	4	3	0	8	1	1 21	
02	Magee, Trista.....		0-0	0-0	0-0	0	0	0	0	0	0	0	0	1 4	
03	Carter, Khadijah....		0-1	0-1	1-2	0	0	0	0	1	0	1	0	0 10	
05	Hayden, Breanna.....		1-3	0-1	0-0	0	4	4	1	2	5	3	0	0 27	
23	Wade, Shaquera.....		5-9	0-1	3-5	0	1	1	4	13	1	3	0	3 30	
35	Martinez, Diamante..		0-0	0-0	0-0	0	0	0	0	0	0	1	0	0 3	
TEAM.....					4	1	5								
Totals.....		26-55	4-13	16-31	7	18	25	16	72	9	29	2	21	200	
TOTAL FG% 1st Half: 11-25 44.0%		2nd Half: 15-30 50.0%		Game: 47.3%		DEADB		REBS							
3-Pt. FG% 1st Half: 0-3 0.0%		2nd Half: 4-10 40.0%		Game: 30.8%											
F Throw % 1st Half: 9-19 47.4%		2nd Half: 7-12 58.3%		Game: 51.6%		8									

HOME TEAM: Florida 16-3, 4-2 SEC

##	Player Name		TOT-FG	3-PT	REBOUNDS										
			FG-FGA	FG-FGA	FT-FTA	OF	DE	TOT	PF	TP	A	TO	BLK	S	MIN
01	Williams,Ronni.....	f	6-9	0-0	1-4	0	5	5	4	13	2	3	0	2	21
21	Christinaki,Eleana..	f	5-9	0-2	6-7	1	1	2	2	16	4	7	0	2	27
24	Fleming,Tyshara.....	c	1-1	0-0	0-0	1	2	3	2	2	0	3	0	1	13
04	Needles,Carlie.....	g	0-3	0-3	0-0	0	2	2	3	0	3	2	0	2	18
20	Westbrook,Simone....	g	4-8	3-6	0-0	0	6	6	2	11	4	6	0	4	25
03	Miller,January.....		1-3	0-0	0-0	1	0	1	4	2	0	3	0	1	7
11	Anderson,Dyandria...		4-8	0-1	0-0	1	4	5	3	8	0	3	0	2	17
13	Peoples,Cassie.....		4-5	1-1	0-0	0	1	1	2	9	3	2	0	1	25
15	Dimaite,Viktorija...		1-1	0-0	0-0	0	0	0	1	2	0	0	0	1	6
23	Copeland,Brooke.....		1-1	1-1	0-0	0	0	0	0	3	0	3	0	0	3
32	Batchelor,Carla.....		4-6	1-2	0-0	2	6	8	1	9	1	3	2	0	22
44	Lorenzen,Haley.....		1-5	0-0	3-4	2	0	2	2	5	0	1	2	2	16
TEAM.....						3	2	5							
Totals.....			32-59	6-16	10-15	11	29	40	26	80	17	36	4	18	200
TOTAL FG% 1st Half: 19-33			57.6%	2nd Half: 13-26			50.0%	Game: 54.2%			DEADB				
3-Pt. FG% 1st Half: 4-9			44.4%	2nd Half: 2-7			28.6%	Game: 37.5%			REBS				
F Throw % 1st Half: 4-5			80.0%	2nd Half: 6-10			60.0%	Game: 66.7%			3				

Officials: Tina Napier, Jesse Dickinson, Gina Cross  
Technical fouls: Alabama-None. Florida-None. Attendance: 1305

Score by Periods 1st 2nd 3rd 4th Total  
Alabama..... 10 21 30 11 - 72  
Florida..... 21 25 15 19 - 80  
Points in the paint-UA 36,UF 46. Points off turnovers-UA 29,UF 33.  
2nd chance points-UA 3,UF 16. Fast break points-UA 8,UF 10.  
Bench points-UA 16,UF 38. Score tied-4 times. Lead changed-5 times.  
Last FG-UA 4th-00:26, UF 4th-00:35.  
Largest lead-UA by 4 4th-07:00, UF by 21 2nd-02:54.

**Game 19: #22/23 Florida 80, Alabama 72**  
**January 21, 2016 \* Stephen C. O'Connell Center \* Gainesville, Fla.**

Despite a season-high 36 turnovers, the No. 22/23-ranked Florida women's basketball team dominated the glass and shot a season-best 54.2 percent from the field to cap its three-game homestand with an 80-72 victory over Alabama on Thursday in the O'Connell Center.

The Gators (16-3, 4-2 SEC) knocked down 32 of their 59 attempts, including a 6-of-16 shooting mark from beyond the arc. UF also outrebounded Alabama, 40-25, leading to a 16-3 edge in second-chance points.

Even with its turnover issues, Florida still outscored the Crimson Tide, 33-29, in points off turnovers, as its defense created 29 miscues.

Freshman **Eleana Christinaki** led the Gators with 16 points and four assists. Junior **Ronni Williams** had the most efficient night, scoring 13 points on 6-of-9 shooting. Fellow junior **Simone Westbrook** broke out of her shooting funk to the tune of 11 points, six rebounds, four assists and four steals.

## How It Happened

It looked like Florida would run away and hide early, as it built a 15-4 lead with baskets from six different players over the first seven minutes and 13 seconds of the game.

Alabama pulled within five by the 8:28 mark of the second quarter, but a 14-2 run that saw **Carla Batchelor**, Christinaki and **Haley Lorenzen** combine for 12 points gave the Gators a 17-point edge. After a trio of Crimson Tide freebies, Peoples and Christinaki made consecutive layups, and **Brooke Copeland** followed those buckets with a 3-pointer to put Florida up by 21 points (44-23), which marked its largest lead of the game.

Turnovers got the Gators in trouble in the third quarter. Alabama took full advantage, stampeding back to take a 57-56 lead with 2:31 remaining in the third. **Cassie Peoples** answered the run with a three, putting UF back on top.

From there, two ties and three lead changes ensued. Two Christinaki free throws gave Florida the lead for the final time, as it closed the game on a 15-3 run over the final 6:17 of regulation.

## News and Numbers of Note

- Florida's 36 turnovers matched the third-highest single-game total in program history
- The last time UF committed 35-plus turnovers: Dec. 3, 1988 vs. Mississippi College (program-record 41)
- For only the second time in school history, the Gators won a game in which they committed 33-plus turnovers
- The 36 turnovers set a new UF record for most in a home game, passing the 34 miscues against South Carolina on Dec. 1, 1979
- Simone Westbrook ended a nine-game 3-point field goal drought with three triples this evening
- Westbrook has tallied at least four steals in five games this season
- Westbrook's six rebounds matched her career high, with the other occurrence coming against Kennesaw State back on Nov. 21, 2015
- Tonight marked Eleana Christinaki's fourth game with at least 15 points this season
- It also marked the first time she scored 15-plus points in consecutive games
- Ronni Williams has scored in double figures and collected at least five rebounds in each of UF's last four games
- Eleven of the 12 Gators who saw game action made at least one field goal
- Florida's 46 points in the first half marked the 13th time this season it scored at least 45 points in a half

GAME 20: #22/23 Florida vs #23/rv Mizzou  
01/24/16 1 p.m. at Columbia, Mo. // Mizzou Arena

VISITORS: Florida 16-4, 4-3 SEC

##	Player Name	TOT-FG	FG-FGA	3-PT	FT-FTA	OF	DE	TOT	PF	TP	A	TO	BLK	S	MIN
01	Williams,Ronni.....	*	5-8	0-0	4-6	0	9	9	4	14	0	4	0	0	29
04	Needles,Carlie.....	*	3-8	1-3	5-5	3	2	5	4	12	2	1	0	2	33
13	Peoples,Cassie.....	*	0-8	0-1	0-0	0	1	1	4	0	0	4	0	0	20
20	Westbrook,Simone....	*	3-8	0-2	0-4	0	1	1	4	6	2	1	0	0	24
24	Fleming,Tyshara.....	*	2-4	0-0	3-5	2	3	5	3	7	0	3	2	1	18
03	Miller,January.....		3-7	0-1	2-2	2	3	5	5	8	1	3	0	1	12
11	Anderson,Dyandria...		1-3	1-2	0-0	1	0	1	2	3	1	2	0	0	12
21	Christinaki,Eleana..		3-8	2-3	0-0	1	0	1	1	8	2	1	0	2	21
23	Copeland,Brooke.....		1-1	0-0	0-0	0	0	0	0	2	0	0	0	0	3
32	Batchelor,Carla.....		0-2	0-1	0-0	0	0	0	2	0	1	2	0	1	14
44	Lorenzen,Haley.....		2-3	0-0	0-0	1	0	1	3	4	0	2	0	0	14
TEAM.....						2		2							
Totals.....			23-60		4-13	14-22	12	19	31	32	64	9	23	2	7 200
TOTAL FG% 1st Half: 12-29		41.4%	2nd Half: 11-31		35.5%	Game: 38.3%		DEADB							
3-Pt. FG% 1st Half: 3-10		30.0%	2nd Half: 1-3		33.3%	Game: 30.8%		REBS							
F Throw % 1st Half: 11-17		64.7%	2nd Half: 3-5		60.0%	Game: 63.6%		5							

HOME TEAM: Mizzou 16-4, 3-4 SEC

##	Player Name	TOT-FG	3-PT	REBOUNDS										
		FG-FGA	FG-FGA	FT-FTA	OF	DE	TOT	PF	TP	A	TO	BLK	S	MIN
03	CUNNINGHAM, Sophie..	* 2-3	0-1	8-8	1	2	3	5	12	1	4	0	0	18
11	CUNNINGHAM, Lindsey.	* 2-3	0-0	1-1	0	1	1	2	5	4	2	0	1	31
21	PORTER, Cierra.....	* 1-4	0-0	3-5	3	3	6	3	5	0	3	2	0	23
22	FRERICKS, Jordan....	* 4-7	0-0	1-2	2	5	7	3	9	0	4	1	4	24
24	MICHAELIS, Sierra....	* 2-6	0-3	0-2	0	3	3	3	4	4	4	0	0	18
01	DOTY, Lianna.....	1-1	0-0	0-1	1	0	1	1	2	1	0	0	1	7
02	STOCK, Morgan.....	7-9	4-5	2-2	0	3	3	0	20	1	2	0	0	25
04	PORTER, Bri.....	0-1	0-0	0-0	1	3	4	2	0	1	1	0	0	7
10	STOCK, Maddie.....	2-3	1-2	0-0	0	2	2	0	5	1	1	0	0	13
12	HUDYN, Michelle....	2-4	1-1	0-0	1	0	1	1	5	1	2	0	0	10
15	SHEPHARD, Carrie....	0-0	0-0	0-0	0	0	0	1	0	0	1	0	0	3
20	MCDOWELL, Kayla....	0-3	0-0	0-0	0	2	2	1	0	0	1	1	0	8
23	ROBINSON, Juanita...	3-5	2-3	4-4	0	0	0	3	12	2	5	0	0	13
TEAM.....							4 4							
Totals.....		26-49	8-15	19-25	9	28	37	25	79	16	30	4	6	200
TOTAL FG% 1st Half: 15-27		55.6%	2nd Half: 11-22		50.0%		Game: 53.1%		DEADB					
3-Pt. FG% 1st Half: 4-8		50.0%	2nd Half: 4-7		57.1%		Game: 53.3%		REBS					
F Throw % 1st Half: 4-6		66.7%	2nd Half: 15-19		78.9%		Game: 76.0%		1					

Officials: Sue Blauch, Carla Fountain, Luis Gonzalez  
Technical fouls: UF-Westbrook,Simone. MU-CUNNINGHAM, Sophie. Attendance: 5941

Score by Periods 1st 2nd 3rd 4th Total  
Florida..... 21 17 14 12 - 64  
Mizzou..... 21 17 24 17 - 79  
Points in the paint-UF 32,MU-W 26. Points off turnovers-UF 27,MU-W 25.  
2nd chance points-UF 9,MU-W 6. Fast break points-UF 4,MU-W 8.  
Bench points-UF 25,MU-W 44. Score tied-10 times. Lead changed-6 times.  
Last FG-UF 4th-00:27, MU-W 4th-01:34.  
Largest lead-UF by 3 2nd-04:49, MU-W by 15 4th-00:04.  
UF led for 01:45. MU-W led for 28:49. Game was tied for 09:19.

**Game 20: #23/rv Missouri 79, #22/23 Florida 64**  
**January 24, 2016 \* Mizzou Arena \* Columbia, Mo.**

Missouri hit 53.1 percent of its shots from the floor, including an 8-of-15 effort from the three-point arc and defeated Florida, 79-64, Sunday afternoon at Mizzou Arena.

The teams were tied at halftime and the usually potent second-half offense by the Gators sputtered and was outscored, 41-26, by the Tigers, who have won all five meetings in the short series.

The Tigers jumped out to a quick 9-2 lead and held the lead until a pair of Carlie Needles free throws with 2:28 left in the opening quarter capped a 9-2 run and gave Florida a 16-15 edge.

The Tigers came right back with the a 6-2 run and reclaimed a three-point cushion, before Tyshara Fleming completed a three-point-play and tied the game at 21 where it remained as the opening quarter came to a close.

# 2015-16 Florida Final Box Scores & Game Recaps

GAME 21: Florida vs ARKANSAS

01/28/16 7 p.m. at Fayetteville, Ark. (Bud Walton Arena)

VISITORS: Florida 17-4, 5-3 SEC

##	Player Name	TOT-FG		3-PT		REBOUNDS		PF	TP	A	TO	BLK	S	MIN
		FG-FGA	FG-FGA	FT-FTA	OF DE TOT	PF	TP							
01	Williams,Ronni.....	f	3-12	0-0	1-2	3 2 5	5	7	1	4	0	0	2	15
24	Fleming,Tyshara.....	c	2-5	0-0	0-0	1 3 4	2	4	0	0	2	2	15	21
04	Needles,Carlie.....	g	1-9	1-7	2-2	2 2 4	4	5	1	1	0	3	32	31
20	Westbrook,Simone.....	g	4-8	1-3	1-4	2 1 3	0	10	1	0	0	1	21	22
21	Christinaki,Eleanna..	g	7-14	1-4	1-1	2 2 4	2	16	3	4	0	1	37	37
03	Miller,January.....	g	1-4	0-2	0-0	0 0 0	1	2	0	2	0	1	8	3
11	Anderson,Dyandria...	g	0-3	0-2	1-2	1 2 3	1	1	4	2	0	2	15	15
13	Peoples,Cassie.....	g	2-7	1-4	2-2	0 0 0	1	7	2	2	0	0	22	22
23	Copeland,Brooke.....	g	0-0	0-0	0-0	1 0 1	1	0	0	0	0	0	6	6
32	Batchelor,Carla.....	g	4-12	3-6	0-0	3 3 6	3	11	2	1	3	0	26	26
44	Lorenzen,Haley.....	g	4-8	0-0	0-0	3 6 9	2	8	0	1	1	1	22	22
TEAM.....					3 2 5									
Totals.....			28-82	7-28	8-13	21 23 44	22	71	14	17	6	11	225	225
TOTAL FG% 1st:			10-28 35.7%	2nd:	14-45 31.1%	OT: 4-9	44.4%	Game: 34.1%		DEADB				
3-Pt. FG 1st:			4-10 40.0%	2nd:	3-15 20.0%	OT: 0-3	0.0%	Game: 25.0%		REBS				
F Throw % 1st:			1-4 25.0%	2nd:	3-5 60.0%	OT: 4-4	100 %	Game: 61.5%		4				

HOME TEAM: ARKANSAS 9-12, 4-4 SEC

##	Player Name	TOT-FG		3-PT		REBOUNDS		PF	TP	A	TO	BLK	S	MIN
		FG-FGA	FG-FGA	FT-FTA	OF DE TOT	PF	TP							
00	JACKSON, Jessica....	f	6-14	0-2	4-7	0 10 10	3	16	4	7	4	2	36	36
33	WOLFF, Melissa.....	f	2-6	0-0	2-4	3 7 10	4	6	4	7	1	0	39	39
35	COOLEY, Alecia.....	c	5-10	0-0	1-2	5 5 10	1	11	1	0	0	1	38	38
15	BROOKS, Kelsey.....	g	6-10	2-5	0-0	0 2 2	2	14	2	2	0	0	41	41
21	COSPER, Devin.....	g	5-15	1-4	1-1	0 5 5	4	12	3	4	0	0	32	32
03	MONK, Malica.....	g	0-1	0-0	0-0	0 0 0	0	0	0	1	0	0	4	4
04	SWENSON, Keiryn.....	g	1-5	0-1	0-2	5 1 6	0	2	0	0	0	0	15	15
12	FREEMAN, Briunna...	g	0-0	0-0	0-0	1 0 1	0	0	0	0	0	1	04	04
32	DANBERRY, Jordan....	g	2-3	0-0	1-2	0 2 2	2	5	2	3	0	2	13	13
24	WEST, Khadijah.....	g	0-0	0-0	0-0	2 0 2	0	0	0	0	1	0	7	7
TEAM.....					1 2 3									
Totals.....			27-64	3-12	9-18	17 34 51	16	66	16	24	6	6	225	225
TOTAL FG% 1st:			11-29 37.9%	2nd:	13-27 48.1%	OT: 3-8	37.5%	Game: 42.2%		DEADB				
3-Pt. FG 1st:			2-4 50.0%	2nd:	1-7 14.3%	OT: 0-1	0.0%	Game: 25.0%		REBS				
F Throw % 1st:			2-4 50.0%	2nd:	6-12 50.0%	OT: 1-2	50.0%	Game: 50.0%		6				

Officials: Dee Kantner, Scott Yarbrough, Bruce Morris

Technical fouls: Florida-None. ARKANSAS-None. Attendance: 1576

Score by Periods 1st 2nd 3rd 4th OT Total

Florida..... 10 15 19 15 12 - 71

ARKANSAS..... 11 15 18 15 7 - 66

Estimated Actual Attendance: 1168

Fouled Out: Florida, #1 Williams (1:05 2H)

Points in the paint-UF 38,AR 34. Points off turnovers-UF 23,AR 5.

2nd chance points-UF 10,AR 7. Fast break points-UF 2,AR 6.

Bench points-UF 29,AR 7. Score tied-10 times. Lead changed-16 times.

Last FG-UF OT-00:17, AR OT-00:31.

Largest lead-UF by 5 OT-00:02, AR by 10 3rd-05:28.

UF led for 06:32. AR led for 31:18. Game was tied for 07:02.

## Game 21: Florida 71, Arkansas 66

January 28, 2016 \* Bud Walton Arena \* Fayetteville, Ark.

Florida overcame a 10-point deficit with 15:28 remaining and forced overtime where the Gators emerged with a 71-66 victory against Arkansas at Bud Walton Arena Thursday evening.

Junior **Simone Westbrook** converted a driving layup with one second remaining that helped send the game into overtime.

Freshman **Eleanna Christinaki**, who finished with a team-best 16 points, converted a driving layup with 17 seconds left in overtime that gave the Gators a one-point lead and Florida sealed the win at the free throw line, where seniors **Cassie Peoples** hit two with 6.7 seconds left and **Carlie Needles** converted two more with 2.6 on the clock.

Senior **Carla Batchelor** finished with 11 points and six rebounds, while Westbrook added 10 points for the Gators, who were outrebounded 51-44, but collected 21 offensive boards.

Florida (17-4, 5-3 SEC) forced 24 Arkansas turnovers and turned those into 23 points compared with the five points Arkansas (9-12, 4-4 SEC) managed off of the Gator's 17 miscues.

There were 16 lead changes and 10 tied scores during the game.

## How it Happened: Overtime at a Glance

- Eleanna Christinaki** scored the first points of overtime, however, Arkansas came right back with the next four points and took the two-point lead with 3:52 remaining.
- Haley Lorenzen** scored inside and tied the game at 63.
- After one free throw from Jessica Jackson gave UA the lead with 1:53 left, Lorenzen came down and scored.
- Jackson blocked Lorenzen and Arkansas came down and scored to take a 66-65 lead with 31 seconds remaining.
- Florida missed its next shot, but **Brooke Copeland** came up with the offensive board. Christinaki scored inside with 17 seconds remaining and gave Florida a 67-66 lead.
- Arkansas missed its first shot on its ensuing possession and the ball was tipped out of bounds. The officials went to the replay to determine which team would get the ball and it went to Florida with 7.4 seconds remaining under the Arkansas basket.
- Cassie Peoples** was fouled immediately and went to the free throw line with 6.7 seconds left. She made both and gave Florida a 69-66 lead.
- Arkansas called a timeout and would get the ball at its half of the court. A miscommunication sent the ball out of bounds and Florida inbounded to **Carlie Needles**, who dribbled and was fouled with 2.6 seconds to go. Needles made both to seal the victory.
- Quarter's Score:** Florida 12, Arkansas 7 ... **Game Score:** Florida 71, Arkansas 66

## Fourth Quarter at a Glance

- Arkansas scored first and had the early lead after the teams entered the final period tied.
- Florida called a timeout with 1:18 to go with the game tied at 57, but couldn't convert offensively and on that play Williams fouled out.
- Arkansas hit one free throw and took a 58-57 with 65 ticks remaining. The Gators were called for traveling on their next possession, but held defensively and came down the court and called a timeout with 23.3 seconds remaining.
- Peoples' shot was off the mark and Jessica Jackson corralled the miss. She was immediately fouled and went to the free throw line with 4.2 seconds remaining. Jackson missed the first and made the second to give the hosts a 59-57 lead. Florida called its final timeout immediately and got the ball at half court for one final try.
- Westbrook drove the lane, pulled up and dropped in a floating 5 footer with one second remaining to tie the game and send it into overtime.

GAME 22: #12 Kentucky vs Florida

01/31/16 1 pm ET at Gainesville, FL \* O'Connell Center

VISITORS: #12 Kentucky 15-5, 4-5 SEC

##	Player Name	TOT-FG		3-PT		REBOUNDS		PF	TP	A	TO	BLK	S	MIN
		FG-FGA	FG-FGA	FT-FTA	OF DE TOT	PF	TP							
13	Akhator, Evelyn.....	f	4-8	0-0	6-8	3 7 10	2	14	0	3	0	0	31	31
35	Jennings, Alexis.....	f	1-4	0-0	2-2	4 7 11	2	4	1	5	0	1	30	30
03	Thompson, Janee.....	g	6-11	2-6	2-2	1 2 3	5	16	2	9	0	0	24	24
04	Morris, Maci.....	g	4-7	2-4	0-0	0 0 0	5	10	0	1	0	0	31	31
25	Epps, Makayla.....	g	10-14	2-2	5-8	2 5 7	1	27	2	5	0	3	36	36
01	Camara, Batouly.....	g	1-1	0-0	0-0	0 0 0	1	2	0	1	0	0	3	3
24	Murray, Taylor.....	g	1-3	0-1	0-0	0 0 0	3	2	4	2	0	1	29	29
45	Rice, Alyssa.....	g	2-2	0-0	0-0	1 0 1	2	4	0	3	1	1	16	16
TEAM.....					1 2 3									
Totals.....			29-50	6-13	15-20	12 23 35	21	79	9	30	1	6	200	200

TOTAL FG% 1st Half: 14-25 56.0% 2nd Half: 15-25 60.0% Game: 58.0% DEADB

3-Pt. FG% 1st Half: 4-10 40.0% 2nd Half: 2-3 66.7% Game: 46.2% REBS

F Throw % 1st Half: 7-8 87.5% 2nd Half: 8-12 66.7% Game: 75.0% 0

HOME TEAM: Florida 18-4, 6-3 SEC

##	Player Name	TOT-FG		3-PT		REBOUNDS		PF	TP	A	TO	BLK	S	MIN
		FG-FGA	FG-FGA	FT-FTA	OF DE TOT	PF	TP							
01	Williams,Ronni.....	f	4-8	0-0	0-0	0 2 2	4	8	3	1	0	3	21	21
44	Lorenzen,Haley.....	f	9-14	0-0	0-1	1 2 3	2	18	0	1	0	0	39	39
04	Needles,Carlie.....	g	1-5	1-4	0-0	0 1 1	3	3	1	2	0	1	28	28
20	Westbrook,Simone....	g	7-10	3-4	3-5	1 1 2	3	20	1	4	0	3	29	29
21	Christinaki,Eleanna..	g	5-12	0-4	2-3	0 1 1	1	12	11	5	0	2	33	33
03	Miller,January.....	g	2-5	0-0	4-4	4 0 4	3	8	5	2	0	4	17	17
11	Anderson,Dyandria...	g	0-0	0-0	0-0	1 0 1	0	0	0	0	0	1	5	5
13	Peoples,Cassie.....	g	0-1	0-1	0-0	0 1 1	0	0	1	1	0	0	8	8
23	Copeland,Brooke.....	g	0-1	0-1	0-0	0 0 0	1	0	0	0	0	0	2	2
24	Fleming,Tyshara.....	g	2-3	0-0	0-0	1 3 4	3	4	0	0	0	1	10	10
32	Batchelor,Carla.....	g	5-6	2-3	0-0	0 3 3	2	12	0	0	0	0	18	18
TEAM.....					2 2									
Totals.....			35-65	6-17	9-13	10 14 24	22	85	22	16	0	15	200	200

TOTAL FG% 1st Half: 16-36 44.4% 2nd Half: 19-29 65.5% Game: 53.8% DEADB

3-Pt. FG% 1st Half: 4-12 33.3% 2nd Half: 2-5 40.0% Game: 35.3% REBS

F Throw % 1st Half: 7-9 77.8% 2nd Half: 2-4 50.0% Game: 69.2% 1

Officials: Mark Kentz, Denise Brooks, Eric Koch

Technical fouls: #12 Kentucky-None. Florida-None. Attendance: 3231

Score by Periods 1st 2nd 3rd 4th Total

#12 Kentucky..... 14 25 15 25 - 79

Florida..... 22 21 20 22 - 85

UK##4 M.Morris fouls out at 7:17(4), UK#3 J.Thompson at 0:17.3(4)

Points in the paint-UK 28,UF 50. Points off turnovers-UK 20,UF 24.

2nd chance points-UK 14,UF 9. Fast break points-UK 12,UF 14.

Bench points-UK 8,UF 24. Score tied-4 times. Lead changed-2 times.

Last FG-UK 4th-00:20, UF 4th-00:04.

Largest lead-UK by 5 2nd-03:19, UF by 13 3rd-03:36.

UK led for 01:17. UF led for 35:35. Game was tied for 03:08.

## Game 22: Florida 85, #12 Kentucky 79

January 31, 2016 \* Stephen C. O'Connell Center \* Gainesville, Fla.

Eleanna Christinaki scored the final five points of the game that included a big steal resulting in a three-point play with four seconds remaining and the Gators knocked off No. 12 Kentucky, 85-79, in the O'Connell Center Sunday afternoon.

Florida led by as many as 12 points with 6:36 left in the thrilling Southeastern Conference battle, before the Wildcats staged an 18-8 rally and got within two points, 79-77, with 42 seconds to play.

Gator junior Ronni Williams made the inside bucket after a great feed from Christinaki, who finished with a career-best 11 assists to go along with 12 points for her second double-double, and Florida held a four-point advantage with 26 seconds on the clock.

Kentucky's Makayla Epps, who finished with a game-high 27 points, came right back with a jumper and 20 ticks remaining, before the Wildcats fouled Christinaki and forced her to the free throw line. The Gator rookie missed the first but made the second and Florida held an 82-79 lead with 17 seconds remaining.

The Wildcats called a timeout and got the ball at midcourt, where they worked the ball around the perimeter. The Gators were able to tie up the ball which took time off the clock, leaving Kentucky with just six seconds to try and tie the game.

Kentucky inbounded the ball and after a pass, Christinaki, jumped the passing lane, came up with a steal, dribbled the length of the court for the layup and was fouled with four seconds remaining. She made the ensuing free throw to complete the three-point-play and secure Florida's third upset win against a ranked opponent this season.

Junior Simone Westbrook scored a career-high 20 points, converting 7-of-10 field goals that included 3-of-4 from deep, as well as 3-of-5 free throws.

Haley Lorenzen tallied 18 points – two shy of her career-best – on 9-of-14 shooting



# 2015-16 Florida Final Box Scores & Game Recaps

GAME 23: #12/11 Texas A&M vs #22 Florida  
02/04/16 7 pm ET at Gainesville, FL \* O'Connell Center

VISITORS: #12/11 Texas A&M 15-7, 5-4 SEC

#	Player Name	TOT-FG		3-PT		REBOUNDS			PF	TP	A	TO	BLK	S	MIN
		FG-FGA	FG-FGA	FT-FTA	OF	DE	TOT								
01	Courtney Williams.....	f	2-10	0-3	2-4	3	2	5	4	6	4	4	0	2	30
05	Anriel Howard.....	f	1-1	0-0	0-0	2	1	3	2	2	0	1	0	1	11
00	Khaalia Hillsman....	c	5-6	0-0	0-1	4	3	7	2	10	1	5	2	0	24
24	Jordan Jones.....	g	2-6	1-4	0-0	0	2	2	2	5	5	3	0	3	33
33	Courtney Walker.....	g	14-27	0-0	3-3	4	3	7	2	31	2	1	0	6	40
03	Taylor Cooper.....		2-2	1-1	2-3	0	0	0	0	7	0	1	0	0	7
11	Curtyce Knox.....		0-0	0-0	0-0	0	1	1	1	0	1	1	0	1	7
12	Danni Williams.....		0-0	0-0	0-0	0	0	0	0	0	0	0	0	0	0
13	Chelsea Jennings....		4-11	0-0	3-4	1	5	6	5	11	1	1	0	0	22
21	Jasmine Lumpkin.....		2-2	0-0	3-3	0	0	0	2	7	0	0	0	0	10
23	Rachel Mitchell.....		0-0	0-0	2-2	1	2	3	1	2	1	1	3	0	16
TEAM.....						1		1				2			
Totals.....			32-65	2-8	15-20	16	19	35	21	81	15	20	5	13	200
TOTAL FG% 1st Half: 15-34			44.1%	2nd Half: 17-31		54.8%		Game: 49.2%		DEADB					
3-Pt. FG% 1st Half: 1-4			25.0%	2nd Half: 1-4		25.0%		Game: 25.0%		REBS					
F Throw % 1st Half: 5-7			71.4%	2nd Half: 10-13		76.9%		Game: 75.0%		3					

HOME TEAM: #22 Florida 19-4, 7-3 SEC

#	Player Name	TOT-FG		3-PT		REBOUNDS			PF	TP	A	TO	BLK	S	MIN
		FG-FGA	FG-FGA	FT-FTA	OF	DE	TOT								
01	Williams,Ronni.....	f	7-13	0-0	6-8	9	6	15	5	20	2	4	0	1	26
21	Christinaki,Eleanna. f	3-10	1-4	2-4	2	1	3	1	9	1	4	0	1	29	
44	Lorenzen,Haley.....	f	5-11	0-0	0-1	3	1	4	4	10	0	1	0	0	20
04	Needles,Carlie.....	g	2-2	2-2	0-0	0	1	1	2	6	2	1	0	0	19
20	Westbrook,Simone....	g	6-9	2-3	1-2	0	2	2	1	15	1	4	0	0	26
03	Miller,January.....		0-4	0-0	0-0	0	0	0	1	0	0	1	0	0	11
11	Anderson,Dyandria...		4-5	2-2	2-4	1	2	3	2	12	1	5	1	3	22
13	Peoples,Cassie.....		1-2	0-1	0-0	0	0	0	0	2	2	1	0	0	13
15	Dimaite,Viktorija....		0-0	0-0	0-0	0	0	0	0	0	0	0	0	0	1
24	Fleming,Tyshara.....		2-6	0-0	2-4	4	1	5	2	6	1	1	2	1	17
32	Batchelor,Carla.....		1-4	1-2	0-0	0	2	2	0	3	0	0	0	2	16
TEAM.....						2	3	5							
Totals.....			31-66	8-14	13-23	21	19	40	18	83	10	22	3	8	200
TOTAL FG% 1st Half: 12-29			41.4%	2nd Half: 19-37		51.4%		Game: 47.0%		DEADB					
3-Pt. FG% 1st Half: 3-5			60.0%	2nd Half: 5-9		55.6%		Game: 57.1%		REBS					
F Throw % 1st Half: 4-6			66.7%	2nd Half: 9-17		52.9%		Game: 56.5%		5					

Officials: Tina Napier, Metta Roberts, Brian Garland

Technical fouls: #12/11 Texas A&M-Chelsea Jennings. Florida-None. Att: 1404

Score by Periods	1st	2nd	3rd	4th	Total
#12/11 Texas A&M.....	15	21	24	21	- 81
Florida.....	16	15	34	18	- 83

TAMU#13 D.Williams fouls out at 5:44(4), UF#1 R.Williams at 2:37(4)  
Points in the paint-TAMU 32,UF 34. Points off turnovers-TAMU 12,UF 18.  
2nd chance points-TAMU 12,UF 21. Fast break points-TAMU 5,UF 6.  
Bench points-TAMU 27,UF 23. Score tied-6 times. Lead changed-10 times.  
Last FG-TAMU 4th-00:46, UF 4th-01:02.  
Largest lead-TAMU by 8 3rd-05:41, UF by 7 4th-06:21.

## Game 23: #22 Florida 83, #12/11 Texas A&M 81

February 4, 2016 \* Stehpen C. O'Connell Center \* Gainesville, Fla.

For the fourth time this season, the No. 22 Florida Gators stunned a top-15 opponent, battling back from an eight-point deficit to upset No. 12/11 Texas A&M, 83-81, on Thursday (Feb. 4) at the O'Connell Center.

Florida (19-4, 7-3 SEC) was led by junior small forward **Ronni Williams**, who became the first Gator in over eight years to score at least 20 points and grab 15 rebounds in a game.

Junior guard **Simone Westbrook** added 15 points on 6-of-9 shooting, while sophomore guard Dyandria Anderson made some of the night's biggest shots en route to a 12-point outing.

### How It Happened

After a closely-contested first half which saw the Gators respond to every Texas A&M (15-7, 5-4 SEC) run, they faced an eight-point deficit (49-41) at the 5:11 mark of the third quarter. It was the first time all night it felt as though the Aggies were truly pulling away.

But, much like the opening two stanzas, Florida answered. Over the final five-plus minutes, the Gators outscored the Aggies 24-11, and rattled off a 13-2 run over the final 2:11 of the quarter.

During that game-changing stretch, **Eleanna Christinaki** and **Ronni Williams** scored five points apiece, while Dyandria Anderson drained a pair of threes, one of which gave Florida a 57-56 lead with 90 seconds remaining in the quarter. **Simone Westbrook** scored the Gators' final five points of the frame, including a buzzer-beating three from nearly four feet behind the arc.

The Gators didn't just protect their 65-60 lead—which, at the time, was their largest of the night—they expanded it. Florida turned the volume up on defense, creating turnover after turnover and flustering the Aggies and eventually establishing a seven-point advantage at the 6:21 mark of the fourth.

Texas A&M strung together a rally of its own, retaking the lead, 79-77, with 2:37 left before Christinaki drained a game-tying jumper. Two freebies from Christinaki and a jumper by Westbrook at the 1:02 mark made it a four-point Gators lead (83-79).

The Aggies had two attempts to win or tie the game in the final 30 seconds, but both shots were off the mark.

### Florida vs. Texas A&M Series History

- This is Florida's first-ever victory over Texas A&M, as it entered the night with an 0-4 record against the Aggies

### News and Numbers of Note

- The 2015-16 Gators join the 1996-97 and 2000-01 teams as the only clubs in program history to defeat four top-15 opponents in a season.
- Ronni Williams** is the first Gator since Marshae Dotson (Nov. 23, 2007 vs. Florida State) to finish a game with at least 20 points and 15 rebounds.
- The Gators became the first team since Oklahoma (Jan. 17, 2001) to defeat Texas A&M when it scored at least 81 points.
- Florida has trailed by at least seven points in 11 of its 19 wins this season.
- Florida's 52 points in the second half tied its fifth-highest total in a half this season; and marked the 14th time this season it scored at least 45 points in a half.
- UF's 19-4 overall record is the third-best in program history, trailing only the 21-2 mark of the 2008-09 and 2000-01 teams.

2015-16 Univ. of Florida  
Florida Combined Team Statistics (as of Feb 04, 2016)  
All games

RECORD:	OVERALL	HOME	AWAY	NEUTRAL
ALL GAMES	19-4	11-2	6-2	2-0
CONFERENCE	7-3	4-2	3-1	0-0
NON-CONFERENCE	12-1	7-0	3-1	2-0

#	Player	gp-gs	min	avg	Total		3-Point		F-Throw		Rebounds								a	to	blk	stl	pts	avg
					fg-fga	fg%	3fg-fga	3fg%	ft-fa	ft%	off	def	tot	avg	pf	dq								
01	Williams,Ronni	22-21	487	22.1	98-187	.524	1-4	.250	44-66	.667	55	112	167	7.6	86	7	18	69	14	29	241	11.0		
21	Christinaki,Eleanna	23-20	557	24.2	91-199	.457	16-55	.291	48-61	.787	35	40	75	3.3	40	1	88	74	2	31	246	10.7		
44	Lorenzen,Haley	23-19	502	21.8	92-182	.505	0-0	.000	37-61	.607	63	66	129	5.6	57	2	10	27	19	16	221	9.6		
13	Peoples,Cassie	22-3	394	17.9	68-160	.425	19-56	.339	37-43	.860	13	25	38	1.7	22	0	44	58	3	20	192	8.7		
20	Westbrook,Simone	23-6	469	20.4	70-167	.419	19-64	.297	41-63	.651	14	58	72	3.1	46	1	57	61	2	55	200	8.7		
04	Needles,Carlie	23-22	541	23.5	52-148	.351	34-109	.312	18-25	.720	18	32	50	2.2	35	0	38	33	0	33	156	6.8		
03	Miller,January	23-6	291	12.7	43-123	.350	9-25	.360	44-67	.657	22	25	47	2.0	66	3	23	43	1	31	139	6.0		
24	Fleming,Tyshara	23-4	318	13.8	55-101	.545	0-0	.000	25-56	.446	42	68	110	4.8	60	2	8	25	40	26	135	5.9		
11	Anderson,Dyandria	23-12	438	19.0	53-116	.457	9-34	.265	17-20	.850	28	46	74	3.2	32	0	37	43	7	39	132	5.7		
32	Batchelor,Carla	23-2	357	15.5	43-100	.430	13-35	.371	19-32	.594	32	54	86	3.7	33	0	14	30	9	11	118	5.1		
15	Dimaite,Viktorija	12-0	71	5.9	10-18	.556	1-4	.250	10-14	.714	8	7	15	1.3	7	0	0	6	6	1	31	2.6		
02	Young,Isis	10-0	81	8.1	7-26	.269	3-11	.273	2-4	.500	1	4	5	0.5	8	0	9	16	0	2	19	1.9		
23	Copeland,Brooke	20-0	119	6.0	10-30	.333	7-24	.292	5-6	.833	8	16	24	1.2	14	0	8	12	7	5	32	1.6		
Team											57	58	115		1		2							
Total.....		23	4625		692-1557	.444	131-421	.311	347-518	.670	396	611	1007	43.8	507	16	354	499	110	299	1862	81.0		
Opponents.....		23	4625		573-1454	.394	116-401	.289	313-474	.660	353	555	908	39.5	492	-	273	562	79	229	1575	68.5		

TEAM STATISTICS	UF	OPP	Date	Opponent	Score	Att.
SCORING	1862	1575	11/13/15	at Temple	L 91-97	1453
Points per game	81.0	68.5	11/16/15	#6/7 FLORIDA STATE	w 82-72	2009
Scoring margin	+12.5	-	11/21/15	KENNESAW STATE	w 84-57	1129
FIELD GOALS-ATT	692-1557	573-1454	11/24/15	SAVANNAH STATE	w 99-34	1062
Field goal pct	.444	.394	1 11/27/15	vs Ball State	w 85-79	538
3 POINT FG-ATT	131-421	116-401	1 11/28/15	at Colorado	w 83-61	1666
3-point FG pct	.311	.289	12/01/15	at South Alabama	w 72-60	804
3-pt FG made per game	5.7	5.0	12/07/15	ARKANSAS STATE	w 76-72	1035
FREE THROWS-ATT	347-518	313-474	12/10/15	at Wisconsin	w 91-75	3019
Free throw pct	.670	.660	12/13/15	ROBERT MORRIS	w 79-52	1017
F-Throws made per game	15.1	13.6	2 12/20/15	SAINT FRANCIS	w 122-65	1107
REBOUNDS	1007	908	2 12/21/15	NC STATE	w 79-72	1053
Rebounds per game	43.8	39.5	3 12/30/15	vs UCF	w 93-79	2044
Rebounding margin	+4.3	-	* 01/03/16	#8 MISSISSIPPI STATE	L 70-76	1378
ASSISTS	354	273	* 01/07/16	at #12/11 Tennessee	w 74-66	9774
Assists per game	15.4	11.9	* 01/10/16	at Ole Miss	w 85-65	2468
TURNOVERS	499	562	* 01/14/16	GEORGIA	L 61-71	1912
Turnovers per game	21.7	24.4	* 01/17/16	LSU	w 53-45	1819
Turnover margin	+2.7	-	* 01/21/16	ALABAMA	w 80-72	1305
Assist/turnover ratio	0.7	0.5	* 01/24/16	at #23 Mizzou	L 64-79	5941
STEALS	299	229	* 01/28/16	at Arkansas	Wot 71-66	1576
Steals per game	13.0	10.0	* 01/31/16	#12 KENTUCKY	w 85-79	3231
BLOCKS	110	79	* 02/04/16	#12/11 TEXAS A&M	w 83-81	1404
Blocks per game	4.8	3.4				
ATTENDANCE	19461	29283				
Home games-Avg/Game	13-1497	8-3338				
Neutral site-Avg/Game	-	2-1291				

1 = Omni Hotels Classic (Boulder, CO)  
2 = Gator Holiday Classic (Gainesville, FL)  
3 = SEC-AAC Challenge (Jacksonville, FL)

Score by Periods	1st	2nd	3rd	4th	OT	Totals
Florida	417	452	494	487	12	1862
Opponents	374	403	400	391	7	1575

\*Southeastern Conference game

2015-16 Univ. of Florida  
Florida Combined Team Statistics (as of Feb 04, 2016)  
Conference games

RECORD:	OVERALL	HOME	AWAY	NEUTRAL
ALL GAMES	7-3	4-2	3-1	0-0
CONFERENCE	7-3	4-2	3-1	0-0
NON-CONFERENCE	0-0	0-0	0-0	0-0

#	Player	gp-gs	min	avg	Total		3-Point		F-Throw		Rebounds								pts	avg		
					fg-fga	fg%	3fg-fga	3fg%	ft-fa	ft%	off	def	tot	avg	pf	dq	a	to			blk	stl
21	Christinaki,Eleanna	10-9	281	28.1	45-101	.446	9-33	.273	17-23	.739	16	13	29	2.9	17	1	45	34	0	11	116	11.6
01	Williams,Ronni	10-10	241	24.1	44-84	.524	0-0	.000	25-39	.641	27	61	88	8.8	40	3	17	40	5	14	113	11.3
44	Lorenzen,Haley	10-6	220	22.0	33-70	.471	0-0	.000	15-28	.536	27	26	53	5.3	24	0	5	12	7	4	81	8.1
20	Westbrook,Simone	10-6	228	22.8	30-73	.411	9-27	.333	10-25	.400	6	23	29	2.9	21	1	19	30	1	20	79	7.9
04	Needles,Carlie	10-9	264	26.4	26-66	.394	15-46	.326	11-15	.733	9	19	28	2.8	26	0	17	17	0	16	78	7.8
13	Peoples,Cassie	10-1	168	16.8	21-59	.356	8-24	.333	10-10	1.000	3	9	12	1.2	13	0	14	31	0	4	60	6.0
32	Batchelor,Carla	10-0	155	15.5	21-46	.457	8-17	.471	5-9	.556	12	22	34	3.4	9	0	5	10	5	4	55	5.5
24	Fleming,Tyshara	10-4	149	14.9	20-37	.541	0-0	.000	11-23	.478	16	29	45	4.5	28	1	2	12	19	12	51	5.1
03	Miller,January	10-4	120	12.0	14-54	.259	2-11	.182	12-16	.750	11	7	18	1.8	27	1	8	22	1	13	42	4.2
11	Anderson,Dyandria	10-1	144	14.4	14-38	.368	3-12	.250	5-8	.625	7	14	21	2.1	14	0	8	23	1	15	36	3.6
15	Dimaite,Viktorija	4-0	17	4.3	2-4	.500	0-0	.000	2-2	1.000	2	2	4	1.0	3	0	0	1	0	1	6	1.5
02	Young,Isis	1-0	8	8.0	0-0	.000	0-0	.000	1-2	.500	0	0	0	0.0	3	0	1	2	0	0	1	1.0
23	Copeland,Brooke	9-0	30	3.3	3-11	.273	2-8	.250	0-0	.000	2	1	3	0.3	3	0	1	6	1	1	8	0.9
Team											27	22	49									
Total.....		10	2025		273-643	.425	56-178	.315	124-200	.620	165	248	413	41.3	228	7	142	240	40	115	726	72.6
Opponents.....		10	2025		263-633	.415	42-136	.309	132-209	.632	163	244	407	40.7	201	-	114	237	36	115	700	70.0

TEAM STATISTICS	UF	OPP
SCORING	726	700
Points per game	72.6	70.0
Scoring margin	+2.6	-
FIELD GOALS-ATT	273-643	263-633
Field goal pct	.425	.415
3 POINT FG-ATT	56-178	42-136
3-point FG pct	.315	.309
3-pt FG made per game	5.6	4.2
FREE THROWS-ATT	124-200	132-209
Free throw pct	.620	.632
F-Throws made per game	12.4	13.2
REBOUNDS	413	407
Rebounds per game	41.3	40.7
Rebounding margin	+0.6	-
ASSISTS	142	114
Assists per game	14.2	11.4
TURNOVERS	240	237
Turnovers per game	24.0	23.7
Turnover margin	-0.3	-
Assist/turnover ratio	0.6	0.5
STEALS	115	115
Steals per game	11.5	11.5
BLOCKS	40	36
Blocks per game	4.0	3.6
ATTENDANCE	11049	19759
Home games-Avg/Game	6-1842	4-4940
Neutral site-Avg/Game	-	0-0

Date	Opponent		Score	Att.
* 01/03/16	#8 MISSISSIPPI STATE	L	70-76	1378
* 01/07/16	at #12/11 Tennessee	W	74-66	9774
* 01/10/16	at Ole Miss	W	85-65	2468
* 01/14/16	GEORGIA	L	61-71	1912
* 01/17/16	LSU	W	53-45	1819
* 01/21/16	ALABAMA	W	80-72	1305
* 01/24/16	at #23 Mizzou	L	64-79	5941
* 01/28/16	at Arkansas	Wot	71-66	1576
* 01/31/16	#12 KENTUCKY	W	85-79	3231
* 02/04/16	#12/11 TEXAS A&M	W	83-81	1404

1 = Omni Hotels Classic (Boulder, CO)  
2 = Gator Holiday Classic (Gainesville, FL)  
3 = SEC-AAC Challenge (Jacksonville, FL)

\*Southeastern Conference game

Score by Periods	1st	2nd	3rd	4th	OT	Totals
Florida	169	169	185	191	12	726
Opponents	163	172	196	162	7	700



2015-16 Univ. of Florida  
Florida Team Game-by-Game Comparison (as of Feb 04, 2016)  
All games

Opponent	1st	2nd	Score	Mar	Total FG	FG Pct	3-Pointers	3FG Pct	Free Throws	FT Pct	Rebounds	Assist	T/Over	Block	Steal	Fouls
Temple	40/50	51/47	91-97	(6)	35-67/30-62	.522/.484	9-23/9-20	.391/.450	12-21/28-35	.571/.800	33/38 (5)	19/16	22/19	11/3	10/6	29/21
#6/7 FLORIDA STATE	29/38	53/34	82-72	+10	32-64/25-75	.500/.333	7-19/3-12	.368/.250	11-18/19-24	.611/.792	41/48 (7)	15/8	27/24	4/2	13/15	26/22
KENNESAW STATE	48/34	36/23	84-57	+27	35-78/18-50	.449/.360	1-11/5-17	.091/.294	13-25/16-24	.520/.667	51/32 +19	9/9	16/25	3/2	15/5	26/24
SAVANNAH STATE	50/13	49/21	99-34	+65	37-77/14-49	.481/.286	5-25/1-8	.200/.125	20-29/5-15	.690/.333	47/38 +9	23/3	11/39	9/5	22/7	12/31
Ball State	43/43	42/36	85-79	+6	27-68/30-64	.397/.469	8-26/6-17	.308/.353	23-26/13-16	.885/.813	38/38 -	20/19	16/22	4/3	13/7	20/24
Colorado	39/33	44/28	83-61	+22	32-72/19-63	.444/.302	4-15/2-14	.267/.143	15-23/21-24	.652/.875	53/39 +14	16/13	24/26	5/6	16/8	29/20
South Alabama	33/34	39/26	72-60	+12	28-75/22-58	.373/.379	8-23/6-22	.348/.273	8-16/10-23	.500/.435	58/35 +23	8/13	21/17	6/10	8/9	21/16
ARKANSAS STATE	33/33	43/39	76-72	+4	28-60/30-71	.467/.423	1-13/7-27	.077/.259	19-23/5-9	.826/.556	45/33 +12	10/12	21/14	5/2	7/10	17/18
Wisconsin	43/44	48/31	91-75	+16	31-66/29-64	.470/.453	8-18/8-22	.444/.364	21-27/9-14	.778/.643	37/34 +3	14/15	15/22	4/2	15/7	19/24
ROBERT MORRIS	36/25	43/27	79-52	+27	27-57/17-47	.474/.362	6-18/5-16	.333/.313	19-25/13-24	.760/.542	44/25 +19	18/9	21/24	4/1	16/11	22/20
SAINT FRANCIS	70/34	52/31	122-65	+57	46-86/23-81	.535/.284	6-19/10-38	.316/.263	24-33/9-12	.727/.750	57/48 +9	25/13	25/40	7/2	21/12	15/26
NC STATE	31/29	48/43	79-72	+7	27-63/21-59	.429/.356	3-12/7-28	.250/.250	22-27/23-29	.815/.793	34/46 (12)	14/17	21/30	2/3	17/9	23/22
UCF	36/32	57/47	93-79	+14	34-81/32-78	.420/.410	9-21/5-24	.429/.208	16-25/10-16	.640/.625	56/47 +9	21/12	19/23	6/2	11/8	20/23
#8 MISSISSIPPI STATE	26/42	44/34	70-76	(6)	22-68/29-71	.324/.408	5-21/4-12	.238/.333	21-28/14-20	.750/.700	51/46 +5	11/7	32/25	7/5	13/15	25/22
#12/11 Tennessee	29/35	45/31	74-66	+8	30-67/24-82	.448/.293	9-18/4-22	.500/.182	5-10/14-17	.500/.824	46/54 (8)	15/10	24/21	6/7	12/13	20/16
Ole Miss	53/30	32/35	85-65	+20	30-70/23-80	.429/.288	2-18/9-23	.111/.391	23-28/10-25	.821/.400	62/44 +18	22/12	28/21	5/2	10/13	26/25
GEORGIA	22/33	39/38	61-71	(10)	23-68/27-61	.338/.443	5-23/2-12	.217/.167	10-22/15-23	.455/.652	43/47 (4)	10/10	18/19	3/3	10/10	22/22
LSU	25/25	28/20	53-45	+8	19-38/20-56	.500/.357	4-10/0-6	.400/.000	11-26/5-10	.423/.500	32/33 (1)	12/10	24/18	4/1	11/12	15/17
ALABAMA	46/31	34/41	80-72	+8	32-59/26-55	.542/.473	6-16/4-13	.375/.308	10-15/16-31	.667/.516	40/25 +15	17/9	36/29	4/2	18/21	26/16
#23 Mizzou	38/38	26/41	64-79	(15)	23-60/26-49	.383/.531	4-13/8-15	.308/.533	14-22/19-25	.636/.760	31/37 (6)	9/16	23/30	2/4	7/6	32/25
Arkansas	25/26	34/33	71-66	+5	28-82/27-64	.341/.422	7-28/3-12	.250/.250	8-13/9-18	.615/.500	44/51 (7)	14/16	17/24	6/6	11/6	22/16
#12 KENTUCKY	43/39	42/40	85-79	+6	35-65/29-50	.538/.580	6-17/6-13	.353/.462	9-13/15-20	.692/.750	24/35 (11)	22/9	16/30	0/1	15/6	22/21
#12/11 TEXAS A&M	31/36	52/45	83-81	+2	31-66/32-65	.470/.492	8-14/2-8	.571/.250	13-23/15-20	.565/.750	40/35 +5	10/15	22/20	3/5	8/13	18/21

Note: Game totals are displayed in the format TEAM/OPPONENT for each category

2015-16 Univ. of Florida  
Florida Team Game-by-Game (as of Feb 04, 2016)  
All games

TEAM STATISTICS

Opponent	Date	Score		Total		3-Pointers		Free throws		Rebounds										
				fg-fga	pct	3fg-fga	pct	ft-fta	pct	off	def	tot	avg	pf	a	t/o	blk	stl	pts	avg
at Temple	11/13/15	91-97	L	35-67	.522	9-23	.391	12-21	.571	14	19	33	33.0	29	19	22	11	10	91	91.0
#6/7 FLORIDA STATE	11/16/15	82-72	W	32-64	.500	7-19	.368	11-18	.611	16	25	41	37.0	26	15	27	4	13	82	86.5
KENNESAW STATE	11/21/15	84-57	W	35-78	.449	1-11	.091	13-25	.520	24	27	51	41.7	26	9	16	3	15	84	85.7
SAVANNAH STATE	11/24/15	99-34	W	37-77	.481	5-25	.200	20-29	.690	19	28	47	43.0	12	23	11	9	22	99	89.0
vs Ball State	11/27/15	85-79	W	27-68	.397	8-26	.308	23-26	.885	16	22	38	42.0	20	20	16	4	13	85	88.2
at Colorado	11/28/15	83-61	W	32-72	.444	4-15	.267	15-23	.652	19	34	53	43.8	29	16	24	5	16	83	87.3
at South Alabama	12/01/15	72-60	W	28-75	.373	8-23	.348	8-16	.500	25	33	58	45.9	21	8	21	6	8	72	85.1
ARKANSAS STATE	12/07/15	76-72	W	28-60	.467	1-13	.077	19-23	.826	16	29	45	45.8	17	10	21	5	7	76	84.0
at Wisconsin	12/10/15	91-75	W	31-66	.470	8-18	.444	21-27	.778	13	24	37	44.8	19	14	15	4	15	91	84.8
ROBERT MORRIS	12/13/15	79-52	W	27-57	.474	6-18	.333	19-25	.760	15	29	44	44.7	22	18	21	4	16	79	84.2
SAINT FRANCIS	12/20/15	122-65	W	46-86	.535	6-19	.316	24-33	.727	20	37	57	45.8	15	25	25	7	21	122	87.6
NC STATE	12/21/15	79-72	W	27-63	.429	3-12	.250	22-27	.815	10	24	34	44.8	23	14	21	2	17	79	86.9
vs UCF	12/30/15	93-79	W	34-81	.420	9-21	.429	16-25	.640	24	32	56	45.7	20	21	19	6	11	93	87.4
#8 MISSISSIPPI STATE	01/03/16	70-76	L	22-68	.324	5-21	.238	21-28	.750	26	25	51	46.1	25	11	32	7	13	70	86.1
at #12/11 Tennessee	01/07/16	74-66	W	30-67	.448	9-18	.500	5-10	.500	17	29	46	46.1	20	15	24	6	12	74	85.3
at Ole Miss	01/10/16	85-65	W	30-70	.429	2-18	.111	23-28	.821	19	43	62	47.1	26	22	28	5	10	85	85.3
GEORGIA	01/14/16	61-71	L	23-68	.338	5-23	.217	10-22	.455	18	25	43	46.8	22	10	18	3	10	61	83.9
LSU	01/17/16	53-45	W	19-38	.500	4-10	.400	11-26	.423	10	22	32	46.0	15	12	24	4	11	53	82.2
ALABAMA	01/21/16	80-72	W	32-59	.542	6-16	.375	10-15	.667	11	29	40	45.7	26	17	36	4	18	80	82.1
at #23 Mizzou	01/24/16	64-79	L	23-60	.383	4-13	.308	14-22	.636	12	19	31	45.0	32	9	23	2	7	64	81.2
at Arkansas	01/28/16	71-66	Wot	28-82	.341	7-28	.250	8-13	.615	21	23	44	44.9	22	14	17	6	11	71	80.7
#12 KENTUCKY	01/31/16	85-79	W	35-65	.538	6-17	.353	9-13	.692	10	14	24	44.0	22	22	16	0	15	85	80.9
#12/11 TEXAS A&M	02/04/16	83-81	W	31-66	.470	8-14	.571	13-23	.565	21	19	40	43.8	18	10	22	3	8	83	81.0
Florida		1862		692-1557	.444	131-421	.311	347-518	.670	396	611	1007	43.8	507	354	499	110	299	1862	81.0
Opponents		1575		573-1454	.394	116-401	.289	313-474	.660	353	555	908	39.5	492	273	562	79	229	1575	68.5

Games played: 23  
Points/game: 81.0  
FG Pct: 44.4  
3FG Pct: 31.1  
FT Pct: 67.0

Rebounds/game: 43.8  
Assists/game: 15.4  
Turnovers/game: 21.7  
Assist/turnover ratio: 0.7  
Steals/game: 13.0  
Blocks/game: 4.8

2015-16 Univ. of Florida  
Florida Opponent Game-by-Game (as of Feb 04, 2016)  
All games

OPPONENT STATISTICS

Opponent	Date	Score		Total		3-Pointers		Free throws		Rebounds										
				fg-fga	pct	3fg-fga	pct	ft-fta	pct	off	def	tot	avg	pf	a	t/o	blk	stl	pts	avg
at Temple	11/13/15	91-97	L	30-62	.484	9-20	.450	28-35	.800	15	23	38	38.0	21	16	19	3	6	97	97.0
#6/7 FLORIDA STATE	11/16/15	82-72	W	25-75	.333	3-12	.250	19-24	.792	29	19	48	43.0	22	8	24	2	15	72	84.5
KENNESAW STATE	11/21/15	84-57	W	18-50	.360	5-17	.294	16-24	.667	8	24	32	39.3	24	9	25	2	5	57	75.3
SAVANNAH STATE	11/24/15	99-34	W	14-49	.286	1-8	.125	5-15	.333	13	25	38	39.0	31	3	39	5	7	34	65.0
vs Ball State	11/27/15	85-79	W	30-64	.469	6-17	.353	13-16	.813	13	25	38	38.8	24	19	22	3	7	79	67.8
at Colorado	11/28/15	83-61	W	19-63	.302	2-14	.143	21-24	.875	12	27	39	38.8	20	13	26	6	8	61	66.7
at South Alabama	12/01/15	72-60	W	22-58	.379	6-22	.273	10-23	.435	9	26	35	38.3	16	13	17	10	9	60	65.7
ARKANSAS STATE	12/07/15	76-72	W	30-71	.423	7-27	.259	5-9	.556	14	19	33	37.6	18	12	14	2	10	72	66.5
at Wisconsin	12/10/15	91-75	W	29-64	.453	8-22	.364	9-14	.643	12	22	34	37.2	24	15	22	2	7	75	67.4
ROBERT MORRIS	12/13/15	79-52	W	17-47	.362	5-16	.313	13-24	.542	7	18	25	36.0	20	9	24	1	11	52	65.9
SAINT FRANCIS	12/20/15	122-65	W	23-81	.284	10-38	.263	9-12	.750	22	26	48	37.1	26	13	40	2	12	65	65.8
NC STATE	12/21/15	79-72	W	21-59	.356	7-28	.250	23-29	.793	18	28	46	37.8	22	17	30	3	9	72	66.3
vs UCF	12/30/15	93-79	W	32-78	.410	5-24	.208	10-16	.625	18	29	47	38.5	23	12	23	2	8	79	67.3
#8 MISSISSIPPI STATE	01/03/16	70-76	L	29-71	.408	4-12	.333	14-20	.700	22	24	46	39.1	22	7	25	5	15	76	67.9
at #12/11 Tennessee	01/07/16	74-66	W	24-82	.293	4-22	.182	14-17	.824	31	23	54	40.1	16	10	21	7	13	66	67.8
at Ole Miss	01/10/16	85-65	W	23-80	.288	9-23	.391	10-25	.400	20	24	44	40.3	25	12	21	2	13	65	67.6
GEORGIA	01/14/16	61-71	L	27-61	.443	2-12	.167	15-23	.652	14	33	47	40.7	22	10	19	3	10	71	67.8
LSU	01/17/16	53-45	W	20-56	.357	0-6	.000	5-10	.500	15	18	33	40.3	17	10	18	1	12	45	66.6
ALABAMA	01/21/16	80-72	W	26-55	.473	4-13	.308	16-31	.516	7	18	25	39.5	16	9	29	2	21	72	66.8
at #23 Mizzou	01/24/16	64-79	L	26-49	.531	8-15	.533	19-25	.760	9	28	37	39.3	25	16	30	4	6	79	67.4
at Arkansas	01/28/16	71-66	Wot	27-64	.422	3-12	.250	9-18	.500	17	34	51	39.9	16	16	24	6	6	66	67.4
#12 KENTUCKY	01/31/16	85-79	W	29-50	.580	6-13	.462	15-20	.750	12	23	35	39.7	21	9	30	1	6	79	67.9
#12/11 TEXAS A&M	02/04/16	83-81	W	32-65	.492	2-8	.250	15-20	.750	16	19	35	39.5	21	15	20	5	13	81	68.5
Opponents		1575		573-1454	.394	116-401	.289	313-474	.660	353	555	908	39.5	492	273	562	79	229	1575	68.5
Florida		1862		692-1557	.444	131-421	.311	347-518	.670	396	611	1007	43.8	507	354	499	110	299	1862	81.0

Games played: 23  
Points/game: 68.5  
FG Pct: 39.4  
3FG Pct: 28.9  
FT Pct: 66.0

Rebounds/game: 39.5  
Assists/game: 11.9  
Turnovers/game: 24.4  
Assist/turnover ratio: 0.5  
Steals/game: 10.0  
Blocks/game: 3.4



2015-16 Univ. of Florida  
Florida Points-Rebounds-Assists (as of Feb 04, 2016)  
All games

Opponent	Date	Score		01 WILLIAMS,R	02 YOUNG,ISIS	03 MILLER,JAN	04 NEEDLES,CA	11 ANDERSON,D	13 PEOPLES,CA	15 DIMAITE,VI
at Temple	11/13/15	91-97	L	6-2-0	7-1-2	6-2-0	3-1-0	8-4-1	18-1-8	DNP
#6/7 FLORIDA STATE	11/16/15	82-72	w	21-10-1	0-0-0	4-1-0	8-0-0	9-2-1	0-2-3	DNP
KENNESAW STATE	11/21/15	84-57	w	14-10-0	0-2-0	3-2-2	4-0-1	8-2-0	11-1-2	1-1-0
SAVANNAH STATE	11/24/15	99-34	w	16-10-0	4-0-2	16-1-0	9-1-1	6-2-1	DNP	6-2-0
vs Ball State	11/27/15	85-79	w	12-5-0	DNP	6-0-1	13-2-2	9-8-10	0-1-0	DNP
at Colorado	11/28/15	83-61	w	8-6-0	2-0-0	11-6-3	6-4-3	3-5-0	14-1-1	6-1-0
at South Alabama	12/01/15	72-60	w	14-12-0	0-0-0	3-3-1	15-3-3	13-10-2	8-1-1	2-1-0
ARKANSAS STATE	12/07/15	76-72	w	6-3-0	DNP	4-0-0	0-2-0	11-7-2	13-3-2	0-0-0
at Wisconsin	12/10/15	91-75	w	4-4-0	DNP	10-2-3	2-2-0	4-1-2	20-2-2	0-1-0
ROBERT MORRIS	12/13/15	79-52	w	8-4-0	0-1-0	6-3-0	3-3-4	12-2-5	9-5-3	2-3-0
SAINT FRANCIS	12/20/15	122-65	w	DNP	5-1-4	5-5-2	5-1-3	6-3-3	12-4-2	8-2-0
NC STATE	12/21/15	79-72	w	6-7-0	DNP	8-3-3	3-1-3	2-1-1	16-3-3	DNP
vs UCF	12/30/15	93-79	w	13-6-0	0-0-0	15-1-0	7-2-1	5-6-1	11-2-3	DNP
#8 MISSISSIPPI STATE	01/03/16	70-76	L	11-12-1	DNP	8-1-1	17-2-2	0-0-1	4-1-0	DNP
at #12/11 Tennessee	01/07/16	74-66	w	6-10-1	DNP	11-3-0	15-4-3	0-2-0	9-4-1	0-0-0
at Ole Miss	01/10/16	85-65	w	11-12-3	1-0-1	2-3-1	11-6-2	10-4-0	11-2-3	4-4-0
GEORGIA	01/14/16	61-71	L	12-9-4	DNP	1-0-0	2-2-0	0-1-0	15-2-1	DNP
LSU	01/17/16	53-45	w	11-9-0	DNP	0-1-0	7-1-1	2-1-1	3-0-1	DNP
ALABAMA	01/21/16	80-72	w	13-5-2	DNP	2-1-0	0-2-3	8-5-0	9-1-3	2-0-0
at #23 Mizzou	01/24/16	64-79	L	14-9-0	DNP	8-5-1	12-5-2	3-1-1	0-1-0	DNP
at Arkansas	01/28/16	71-66	w	7-5-1	DNP	2-0-0	5-4-1	1-3-4	7-0-2	DNP
#12 KENTUCKY	01/31/16	85-79	w	8-2-3	DNP	8-4-5	3-1-1	0-1-0	0-1-1	DNP
#12/11 TEXAS A&M	02/04/16	83-81	w	20-15-2	DNP	0-0-0	6-1-2	12-3-1	2-0-2	0-0-0

Opponent	Date	Score		20 WESTBROOK,	21 CHRISTINAK	23 COPELAND,B	24 FLEMING,TY	32 BATCHELOR,	44 LORENZEN,H
at Temple	11/13/15	91-97	L	14-3-2	1-0-1	6-1-3	8-6-2	6-1-0	8-7-0
#6/7 FLORIDA STATE	11/16/15	82-72	w	14-4-3	13-3-7	0-0-0	0-2-0	5-6-0	8-7-0
KENNESAW STATE	11/21/15	84-57	w	4-6-3	9-3-1	2-3-0	11-8-0	5-3-0	12-4-0
SAVANNAH STATE	11/24/15	99-34	w	7-5-8	11-4-6	1-4-2	11-8-1	5-1-1	7-4-1
vs Ball State	11/27/15	85-79	w	17-2-2	2-4-2	0-0-0	2-1-1	4-4-2	20-6-0
at Colorado	11/28/15	83-61	w	7-2-3	8-4-4	0-0-0	8-8-1	4-5-1	6-8-0
at South Alabama	12/01/15	72-60	w	4-2-0	0-2-1	0-1-0	2-5-0	5-4-0	6-8-0
ARKANSAS STATE	12/07/15	76-72	w	0-2-2	13-2-3	3-1-0	6-6-0	1-5-1	19-6-0
at Wisconsin	12/10/15	91-75	w	18-5-4	21-5-2	DNP	1-3-0	7-4-1	4-4-0
ROBERT MORRIS	12/13/15	79-52	w	4-1-2	13-1-1	3-4-1	6-2-0	0-3-1	13-8-1
SAINT FRANCIS	12/20/15	122-65	w	17-3-2	7-4-4	9-6-1	20-6-1	12-8-1	16-5-2
NC STATE	12/21/15	79-72	w	6-3-2	18-4-2	DNP	5-1-0	7-3-0	8-4-0
vs UCF	12/30/15	93-79	w	9-5-5	14-10-9	0-1-0	4-9-0	2-5-1	13-5-1
#8 MISSISSIPPI STATE	01/03/16	70-76	L	5-3-2	7-4-2	0-2-0	6-7-0	4-2-0	8-7-2
at #12/11 Tennessee	01/07/16	74-66	w	0-2-1	18-6-8	3-0-0	2-2-1	2-1-0	8-4-0
at Ole Miss	01/10/16	85-65	w	2-1-0	4-1-10	0-0-0	12-7-0	8-7-0	9-9-2
GEORGIA	01/14/16	61-71	L	9-5-3	11-5-2	0-0-0	2-4-0	4-3-0	5-8-0
LSU	01/17/16	53-45	w	1-4-4	15-2-2	0-0-1	6-4-0	2-2-1	6-6-1
ALABAMA	01/21/16	80-72	w	11-6-4	16-2-4	3-0-0	2-3-0	9-8-1	5-2-0
at #23 Mizzou	01/24/16	64-79	L	6-1-2	8-1-2	2-0-0	7-5-0	0-0-1	4-1-0
at Arkansas	01/28/16	71-66	w	10-3-1	16-4-3	0-1-0	4-4-0	11-6-2	8-9-0
#12 KENTUCKY	01/31/16	85-79	w	20-2-1	12-1-11	0-0-0	4-4-0	12-3-0	18-3-0
#12/11 TEXAS A&M	02/04/16	83-81	w	15-2-1	9-3-1	DNP	6-5-1	3-2-0	10-4-0

2015-16 Univ. of Florida  
Florida Individual Game-by-Game (as of Feb 04, 2016)  
All games

#01 Williams,Ronni

Opponent	Date	GS	Min	---TOTAL---		---3-PTS---		----REBOUNDS----															
				FG-FGA	Pct	3FG-FGA	Pct	FT-FTA	Pct	Off	Def	Tot	Avg	PF	F0	A	TO	Blk	Stl	Pts	Avg		
at Temple	11/13/15	*	14	3-6	.500	0-0	.000	0-0	.000	1	1	2	2.0	5	1	0	3	0	0	6	6.0		
#6/7 FLORIDA STATE	11/16/15	*	27	9-16	.563	0-2	.000	3-3	1.000	3	7	10	6.0	4	0	1	2	2	2	21	13.5		
KENNESAW STATE	11/21/15	*	22	7-14	.500	0-0	.000	0-0	.000	4	6	10	7.3	4	0	0	1	0	1	14	13.7		
SAVANNAH STATE	11/24/15	*	24	7-9	.778	0-0	.000	2-3	.667	4	6	10	8.0	0	0	0	1	3	2	16	14.3		
vs Ball State	11/27/15	*	25	4-10	.400	0-1	.000	4-4	1.000	3	2	5	7.4	3	0	0	2	2	1	12	13.8		
at Colorado	11/28/15	*	13	2-2	1.000	0-0	.000	4-5	.800	0	6	6	7.2	5	1	0	5	0	0	8	12.8		
at South Alabama	12/01/15	*	21	6-10	.600	1-1	1.000	1-6	.167	5	7	12	7.9	5	1	0	1	0	2	14	13.0		
ARKANSAS STATE	12/07/15	*	14	1-6	.167	0-0	.000	4-4	1.000	0	3	3	7.3	4	0	0	2	0	2	6	12.1		
at Wisconsin	12/10/15	*	19	2-4	.500	0-0	.000	0-0	.000	1	3	4	6.9	5	1	0	2	1	2	4	11.2		
ROBERT MORRIS	12/13/15	*	18	4-8	.500	0-0	.000	0-0	.000	1	3	4	6.6	3	0	0	3	0	2	8	10.9		
NC STATE	12/21/15	*	27	3-9	.333	0-0	.000	0-0	.000	2	5	7	6.6	4	0	0	3	0	1	6	10.5		
vs UCF	12/30/15	*	22	6-9	.667	0-0	.000	1-2	.500	4	2	6	6.6	4	0	0	4	1	0	13	10.7		
#8 MISSISSIPPI STATE	01/03/16	*	22	4-8	.500	0-0	.000	3-4	.750	5	7	12	7.0	3	0	1	5	2	0	11	10.7		
at #12/11 Tennessee	01/07/16	*	21	3-7	.429	0-0	.000	0-2	.000	2	8	10	7.2	4	0	1	6	0	2	6	10.4		
at Ole Miss	01/10/16	*	24	4-5	.800	0-0	.000	3-3	1.000	1	11	12	7.5	3	0	3	6	2	1	11	10.4		
GEORGIA	01/14/16	*	29	4-8	.500	0-0	.000	4-6	.667	3	6	9	7.6	5	1	4	2	0	2	12	10.5		
LSU	01/17/16	*	27	4-6	.667	0-0	.000	3-4	.750	4	5	9	7.7	3	0	0	5	1	3	11	10.5		
ALABAMA	01/21/16	*	21	6-9	.667	0-0	.000	1-4	.250	0	5	5	7.6	4	0	2	3	0	2	13	10.7		
at #23 Mizzou	01/24/16	*	29	5-8	.625	0-0	.000	4-6	.667	0	9	9	7.6	4	0	0	4	0	0	14	10.8		
at Arkansas	01/28/16	*	21	3-12	.250	0-0	.000	1-2	.500	3	2	5	7.5	5	1	1	4	0	0	7	10.7		
#12 KENTUCKY	01/31/16	*	21	4-8	.500	0-0	.000	0-0	.000	0	2	2	7.2	4	0	3	1	0	3	8	10.5		
#12/11 TEXAS A&M	02/04/16	*	26	7-13	.538	0-0	.000	6-8	.750	9	6	15	7.6	5	1	2	4	0	1	20	11.0		
Totals.....		21	487	98-187	.524	1-4	.250	44-66	.667	55	112	167	7.6	86	7	18	69	14	29	241	11.0		

Games played: 22  
Minutes/game: 22.1  
Points/game: 11.0  
FG Pct: 52.4  
3FG Pct: 25.0  
FT Pct: 66.7

Rebounds/game: 7.6  
Assists/game: 0.8  
Turnovers/game: 3.1  
Assist/turnover ratio: 0.3  
Steals/game: 1.3  
Blocks/game: 0.6

#02 Young,Isis

Opponent	Date	GS	Min	---TOTAL---		---3-PTS---		----REBOUNDS----															
				FG-FGA	Pct	3FG-FGA	Pct	FT-FTA	Pct	Off	Def	Tot	Avg	PF	F0	A	TO	Blk	Stl	Pts	Avg		
at Temple	11/13/15		10	2-5	.400	2-4	.500	1-2	.500	1	0	1	1.0	0	0	2	3	0	0	7	7.0		
#6/7 FLORIDA STATE	11/16/15		2	0-0	.000	0-0	.000	0-0	.000	0	0	0	0.5	0	0	0	1	0	0	0	3.5		
KENNESAW STATE	11/21/15		5	0-2	.000	0-1	.000	0-0	.000	0	2	2	1.0	0	0	0	2	0	0	0	2.3		
SAVANNAH STATE	11/24/15		19	2-9	.222	0-4	.000	0-0	.000	0	0	0	0.8	2	0	2	2	0	1	4	2.8		
at Colorado	11/28/15		3	1-2	.500	0-0	.000	0-0	.000	0	0	0	0.6	0	0	0	1	0	0	2	2.6		
at South Alabama	12/01/15		5	0-1	.000	0-0	.000	0-0	.000	0	0	0	0.5	0	0	0	1	0	0	0	2.2		
ROBERT MORRIS	12/13/15		9	0-1	.000	0-0	.000	0-0	.000	0	1	1	0.6	1	0	0	1	0	0	0	1.9		
SAINT FRANCIS	12/20/15		17	2-5	.400	1-1	1.000	0-0	.000	0	1	1	0.6	2	0	4	3	0	0	5	2.3		
vs UCF	12/30/15		3	0-1	.000	0-1	.000	0-0	.000	0	0	0	0.6	0	0	0	0	0	1	0	2.0		
at Ole Miss	01/10/16		8	0-0	.000	0-0	.000	1-2	.500	0	0	0	0.5	3	0	1	2	0	0	1	1.9		
Totals.....		0	81	7-26	.269	3-11	.273	2-4	.500	1	4	5	0.5	8	0	9	16	0	2	19	1.9		

Games played: 10  
Minutes/game: 8.1  
Points/game: 1.9  
FG Pct: 26.9  
3FG Pct: 27.3  
FT Pct: 50.0

Rebounds/game: 0.5  
Assists/game: 0.9  
Turnovers/game: 1.6  
Assist/turnover ratio: 0.6  
Steals/game: 0.2

## #03 Miller, January

Opponent	Date	GS	Min	---TOTAL---		---3-PTS---		----REBOUNDS----										PF	FO	A	TO	Blk	Stl	Pts	Avg
				FG-FGA	Pct	3FG-FGA	Pct	FT-FTA	Pct	Off	Def	Tot	Avg												
at Temple	11/13/15	*	11	2-3	.667	0-0	.000	2-4	.500	0	2	2	2.0	5	1	0	1	0	0	6	6.0				
#6/7 FLORIDA STATE	11/16/15	*	9	1-3	.333	0-0	.000	2-6	.333	1	0	1	1.5	2	0	0	2	0	2	4	5.0				
KENNESAW STATE	11/21/15		16	1-4	.250	0-0	.000	1-4	.250	1	1	2	1.7	2	0	2	0	0	1	3	4.3				
SAVANNAH STATE	11/24/15		16	5-11	.455	1-3	.333	5-6	.833	0	1	1	1.5	0	0	0	1	0	3	16	7.3				
vs Ball State	11/27/15		14	0-3	.000	0-0	.000	6-8	.750	0	0	0	1.2	3	0	1	2	0	2	6	7.0				
at Colorado	11/28/15		15	4-9	.444	0-1	.000	3-4	.750	3	3	6	2.0	4	0	3	2	0	1	11	7.7				
at South Alabama	12/01/15		8	1-4	.250	0-0	.000	1-2	.500	1	2	3	2.1	2	0	1	1	0	0	3	7.0				
ARKANSAS STATE	12/07/15		9	2-5	.400	0-1	.000	0-0	.000	0	0	0	1.9	2	0	0	3	0	0	4	6.6				
at Wisconsin	12/10/15		15	3-6	.500	3-4	.750	1-2	.500	1	1	2	1.9	4	0	3	2	0	3	10	7.0				
ROBERT MORRIS	12/13/15		9	1-4	.250	0-1	.000	4-4	1.000	1	2	3	2.0	4	0	0	3	0	1	6	6.9				
SAINT FRANCIS	12/20/15		14	2-5	.400	0-0	.000	1-3	.333	2	3	5	2.3	5	1	2	2	0	1	5	6.7				
NC STATE	12/21/15		18	2-6	.333	0-0	.000	4-6	.667	1	2	3	2.3	4	0	3	2	0	4	8	6.8				
vs UCF	12/30/15		17	5-6	.833	3-4	.750	2-2	1.000	0	1	1	2.2	2	0	0	0	0	0	15	7.5				
#8 MISSISSIPPI STATE	01/03/16	*	22	2-7	.286	1-2	.500	3-4	.750	0	1	1	2.1	4	0	1	4	0	1	8	7.5				
at #12/11 Tennessee	01/07/16	*	18	5-9	.556	1-1	1.000	0-0	.000	2	1	3	2.2	3	0	0	0	1	2	11	7.7				
at Ole Miss	01/10/16	*	13	0-8	.000	0-3	.000	2-4	.500	1	2	3	2.3	3	0	1	3	0	1	2	7.4				
GEORGIA	01/14/16	*	9	0-5	.000	0-2	.000	1-2	.500	0	0	0	2.1	2	0	0	1	0	1	1	7.0				
LSU	01/17/16		3	0-2	.000	0-0	.000	0-0	.000	1	0	1	2.1	1	0	0	3	0	1	0	6.6				
ALABAMA	01/21/16		7	1-3	.333	0-0	.000	0-0	.000	1	0	1	2.0	4	0	0	3	0	1	2	6.4				
at #23 Mizzou	01/24/16		12	3-7	.429	0-1	.000	2-2	1.000	2	3	5	2.2	5	1	1	3	0	1	8	6.5				
at Arkansas	01/28/16		8	1-4	.250	0-2	.000	0-0	.000	0	0	0	2.0	1	0	0	2	0	1	2	6.2				
#12 KENTUCKY	01/31/16		17	2-5	.400	0-0	.000	4-4	1.000	4	0	4	2.1	3	0	5	2	0	4	8	6.3				
#12/11 TEXAS A&M	02/04/16		11	0-4	.000	0-0	.000	0-0	.000	0	0	0	2.0	1	0	0	1	0	0	0	6.0				
Totals.....		6	291	43-123	.350	9-25	.360	44-67	.657	22	25	47	2.0	66	3	23	43	1	31	139	6.0				

Games played: 23  
Minutes/game: 12.7  
Points/game: 6.0  
FG Pct: 35.0  
3FG Pct: 36.0  
FT Pct: 65.7

Rebounds/game: 2.0  
Assists/game: 1.0  
Turnovers/game: 1.9  
Assist/turnover ratio: 0.5  
Steals/game: 1.3  
Blocks/game: 0.0

## #04 Needles,Carlie

Opponent	Date	GS	Min	---TOTAL---		---3-PTS---		----REBOUNDS----										PF	FO	A	TO	Blk	Stl	Pts	Avg
				FG-FGA	Pct	3FG-FGA	Pct	FT-FTA	Pct	Off	Def	Tot	Avg												
at Temple	11/13/15	*	22	1-5	.200	1-4	.250	0-0	.000	0	1	1	1.0	2	0	0	1	0	0	3	3.0				
#6/7 FLORIDA STATE	11/16/15	*	20	3-5	.600	2-4	.500	0-0	.000	0	0	0	0.5	0	0	0	2	0	0	8	5.5				
KENNESAW STATE	11/21/15	*	22	2-6	.333	0-4	.000	0-0	.000	0	0	0	0.3	2	0	1	1	0	3	4	5.0				
SAVANNAH STATE	11/24/15	*	22	2-8	.250	1-6	.167	4-5	.800	1	0	1	0.5	0	0	1	1	0	2	9	6.0				
vs Ball State	11/27/15	*	32	4-12	.333	4-12	.333	1-2	.500	1	1	2	0.8	2	0	2	2	0	4	13	7.4				
at Colorado	11/28/15	*	32	2-8	.250	2-4	.500	0-0	.000	1	3	4	1.3	1	0	3	0	0	3	6	7.2				
at South Alabama	12/01/15	*	36	5-15	.333	4-11	.364	1-1	1.000	1	2	3	1.6	0	0	3	4	0	2	15	8.3				
ARKANSAS STATE	12/07/15	*	19	0-4	.000	0-3	.000	0-0	.000	1	1	2	1.6	1	0	0	1	0	0	0	7.3				
at Wisconsin	12/10/15	*	14	1-4	.250	0-1	.000	0-0	.000	2	0	2	1.7	0	0	0	2	0	0	2	6.7				
ROBERT MORRIS	12/13/15	*	19	1-3	.333	1-3	.333	0-0	.000	1	2	3	1.8	1	0	4	1	0	1	3	6.3				
SAINT FRANCIS	12/20/15	*	13	2-3	.667	1-2	.500	0-0	.000	0	1	1	1.7	0	0	3	0	0	1	5	6.2				
NC STATE	12/21/15	*	16	1-5	.200	1-5	.200	0-0	.000	0	1	1	1.7	0	0	3	1	0	1	3	5.9				
vs UCF	12/30/15	*	10	2-4	.500	2-4	.500	1-2	.500	1	1	2	1.7	0	0	1	0	0	0	7	6.0				
#8 MISSISSIPPI STATE	01/03/16		28	6-15	.400	3-9	.333	2-2	1.000	1	1	2	1.7	2	0	2	2	0	1	17	6.8				
at #12/11 Tennessee	01/07/16	*	29	5-8	.625	5-8	.625	0-0	.000	1	3	4	1.9	1	0	3	2	0	0	15	7.3				
at Ole Miss	01/10/16	*	24	4-7	.571	1-4	.250	2-2	1.000	2	4	6	2.1	0	0	2	3	0	4	11	7.6				
GEORGIA	01/14/16	*	23	1-4	.250	0-3	.000	0-2	.000	0	2	2	2.1	3	0	0	2	0	2	2	7.2				
LSU	01/17/16	*	30	3-5	.600	1-3	.333	0-2	.000	0	1	1	2.1	4	0	1	1	0	1	7	7.2				
ALABAMA	01/21/16	*	18	0-3	.000	0-3	.000	0-0	.000	0	2	2	2.1	3	0	3	2	0	2	0	6.8				
at #23 Mizzou	01/24/16	*	33	3-8	.375	1-3	.333	5-5	1.000	3	2	5	2.2	4	0	2	1	0	2	12	7.1				
at Arkansas	01/28/16	*	32	1-9	.111	1-7	.143	2-2	1.000	2	2	4	2.3	4	0	1	1	0	3	5	7.0				
#12 KENTUCKY	01/31/16	*	28	1-5	.200	1-4	.250	0-0	.000	0	1	1	2.2	3	0	1	2	0	1	3	6.8				
#12/11 TEXAS A&M	02/04/16	*	19	2-2	1.000	2-2	1.000	0-0	.000	0	1	1	2.2	2	0	2	1	0	0	6	6.8				
Totals.....		22	541	52-148	.351	34-109	.312	18-25	.720	18	32	50	2.2	35	0	38	33	0	33	156	6.8				

Games played: 23  
Minutes/game: 23.5  
Points/game: 6.8  
FG Pct: 35.1  
3FG Pct: 31.2  
FT Pct: 72.0

Rebounds/game: 2.2  
Assists/game: 1.7  
Turnovers/game: 1.4  
Assist/turnover ratio: 1.2  
Steals/game: 1.4



## #11 Anderson,Dyandria

Opponent	Date	GS	Min	---TOTAL---		---3-PTS---		---REBOUNDS---										PF	FO	A	TO	Blk	Stl	Pts	Avg
				FG-FGA	Pct	3FG-FGA	Pct	FT-FTA	Pct	Off	Def	Tot	Avg												
at Temple	11/13/15		22	4-6	.667	0-2	.000	0-0	.000	3	1	4	4.0	3	0	1	3	1	2	8	8.0				
#6/7 FLORIDA STATE	11/16/15		25	4-6	.667	1-2	.500	0-0	.000	1	1	2	3.0	2	0	1	3	0	2	9	8.5				
KENNESAW STATE	11/21/15	*	18	4-7	.571	0-0	.000	0-0	.000	1	1	2	2.7	2	0	0	0	1	2	8	8.3				
SAVANNAH STATE	11/24/15	*	14	3-6	.500	0-1	.000	0-0	.000	1	1	2	2.5	1	0	1	0	1	4	6	7.8				
vs Ball State	11/27/15	*	28	2-3	.667	1-2	.500	4-4	1.000	2	6	8	3.6	0	0	10	2	1	0	9	8.0				
at Colorado	11/28/15	*	21	1-2	.500	1-1	1.000	0-0	.000	0	5	5	3.8	1	0	0	2	0	3	3	7.2				
at South Alabama	12/01/15	*	35	5-12	.417	1-3	.333	2-2	1.000	5	5	10	4.7	1	0	2	3	0	1	13	8.0				
ARKANSAS STATE	12/07/15	*	32	5-11	.455	0-3	.000	1-1	1.000	3	4	7	5.0	1	0	2	2	0	2	11	8.4				
at Wisconsin	12/10/15	*	23	1-2	.500	0-1	.000	2-2	1.000	0	1	1	4.6	2	0	2	1	0	0	4	7.9				
ROBERT MORRIS	12/13/15	*	22	4-7	.571	2-3	.667	2-2	1.000	1	1	2	4.3	1	0	5	2	0	4	12	8.3				
SAINT FRANCIS	12/20/15	*	16	3-7	.429	0-2	.000	0-0	.000	1	2	3	4.2	1	0	3	1	1	0	6	8.1				
NC STATE	12/21/15	*	21	1-4	.250	0-1	.000	0-0	.000	0	1	1	3.9	1	0	1	0	0	1	2	7.6				
vs UCF	12/30/15	*	17	2-5	.400	0-1	.000	1-1	1.000	3	3	6	4.1	2	0	1	1	1	3	5	7.4				
#8 MISSISSIPPI STATE	01/03/16	*	17	0-3	.000	0-1	.000	0-0	.000	0	0	0	3.8	2	0	1	2	0	2	0	6.9				
at #12/11 Tennessee	01/07/16		6	0-1	.000	0-0	.000	0-0	.000	0	2	2	3.7	0	0	0	2	0	0	0	6.4				
at Ole Miss	01/10/16		21	5-9	.556	0-1	.000	0-0	.000	2	2	4	3.7	2	0	0	0	0	3	10	6.6				
GEORGIA	01/14/16		12	0-3	.000	0-1	.000	0-0	.000	0	1	1	3.5	1	0	0	5	0	2	0	6.2				
LSU	01/17/16		17	0-3	.000	0-2	.000	2-2	1.000	0	1	1	3.4	1	0	1	2	0	0	2	6.0				
ALABAMA	01/21/16		17	4-8	.500	0-1	.000	0-0	.000	1	4	5	3.5	3	0	0	3	0	2	8	6.1				
at #23 Mizzou	01/24/16		12	1-3	.333	1-2	.500	0-0	.000	1	0	1	3.4	2	0	1	2	0	0	3	6.0				
at Arkansas	01/28/16		15	0-3	.000	0-2	.000	1-2	.500	1	2	3	3.3	1	0	4	2	0	2	1	5.7				
#12 KENTUCKY	01/31/16		5	0-0	.000	0-0	.000	0-0	.000	1	0	1	3.2	0	0	0	0	0	1	0	5.5				
#12/11 TEXAS A&M	02/04/16		22	4-5	.800	2-2	1.000	2-4	.500	1	2	3	3.2	2	0	1	5	1	3	12	5.7				
Totals.....		12	438	53-116	.457	9-34	.265	17-20	.850	28	46	74	3.2	32	0	37	43	7	39	132	5.7				

Games played: 23  
Minutes/game: 19.0  
Points/game: 5.7  
FG Pct: 45.7  
3FG Pct: 26.5  
FT Pct: 85.0

Rebounds/game: 3.2  
Assists/game: 1.6  
Turnovers/game: 1.9  
Assist/turnover ratio: 0.9  
Steals/game: 1.7  
Blocks/game: 0.3

## #13 Peoples,Cassie

Opponent	Date	GS	Min	---TOTAL---		---3-PTS---		-----REBOUNDS-----										PF	FO	A	TO	Blk	Stl	Pts	Avg
				FG-FGA	Pct	3FG-FGA	Pct	FT-FTA	Pct	Off	Def	Tot	Avg												
at Temple	11/13/15	*	32	7-13	.538	2-4	.500	2-2	1.000	1	0	1	1.0	1	0	8	6	2	1	18	18.0				
#6/7 FLORIDA STATE	11/16/15	*	12	0-2	.000	0-0	.000	0-0	.000	0	2	2	1.5	0	0	3	2	0	1	0	9.0				
KENNESAW STATE	11/21/15		17	5-9	.556	1-2	.500	0-0	.000	1	0	1	1.3	1	0	2	1	0	2	11	9.7				
vs Ball State	11/27/15		7	0-3	.000	0-2	.000	0-0	.000	1	0	1	1.3	1	0	0	0	0	0	0	7.3				
at Colorado	11/28/15		13	3-7	.429	0-1	.000	8-11	.727	0	1	1	1.2	2	0	1	2	0	2	14	8.6				
at South Alabama	12/01/15		15	2-5	.400	1-2	.500	3-4	.750	0	1	1	1.2	2	0	1	5	0	0	8	8.5				
ARKANSAS STATE	12/07/15		17	6-9	.667	0-3	.000	1-2	.500	1	2	3	1.4	1	0	2	4	0	0	13	9.1				
at Wisconsin	12/10/15		22	7-13	.538	1-2	.500	5-5	1.000	2	0	2	1.5	0	0	2	1	0	2	20	10.5				
ROBERT MORRIS	12/13/15		22	4-10	.400	1-4	.250	0-0	.000	2	3	5	1.9	0	0	3	1	1	1	9	10.3				
SAINT FRANCIS	12/20/15		18	5-10	.500	1-4	.250	1-1	1.000	1	3	4	2.1	0	0	2	1	0	5	12	10.5				
NC STATE	12/21/15		27	4-10	.400	1-3	.333	7-8	.875	1	2	3	2.2	0	0	3	2	0	2	16	11.0				
vs UCF	12/30/15		24	4-10	.400	3-5	.600	0-0	.000	0	2	2	2.2	1	0	3	2	0	0	11	11.0				
#8 MISSISSIPPI STATE	01/03/16		8	1-4	.250	0-2	.000	2-2	1.000	0	1	1	2.1	3	0	0	7	0	1	4	10.5				
at #12/11 Tennessee	01/07/16		17	3-7	.429	1-2	.500	2-2	1.000	1	3	4	2.2	0	0	1	4	0	2	9	10.4				
at Ole Miss	01/10/16		17	3-7	.429	1-3	.333	4-4	1.000	0	2	2	2.2	1	0	3	4	0	0	11	10.4				
GEORGIA	01/14/16		21	6-16	.375	3-7	.429	0-0	.000	2	0	2	2.2	1	0	1	2	0	0	15	10.7				
LSU	01/17/16		17	1-2	.500	1-2	.500	0-0	.000	0	0	0	2.1	1	0	1	4	0	0	3	10.2				
ALABAMA	01/21/16		25	4-5	.800	1-1	1.000	0-0	.000	0	1	1	2.0	2	0	3	2	0	1	9	10.2				
at #23 Mizzou	01/24/16	*	20	0-8	.000	0-1	.000	0-0	.000	0	1	1	1.9	4	0	0	4	0	0	0	9.6				
at Arkansas	01/28/16		22	2-7	.286	1-4	.250	2-2	1.000	0	0	0	1.9	1	0	2	2	0	0	7	9.5				
#12 KENTUCKY	01/31/16		8	0-1	.000	0-1	.000	0-0	.000	0	1	1	1.8	0	0	1	1	0	0	0	9.0				
#12/11 TEXAS A&M	02/04/16		13	1-2	.500	0-1	.000	0-0	.000	0	0	0	1.7	0	0	2	1	0	0	2	8.7				
Totals.....		3	394	68-160	.425	19-56	.339	37-43	.860	13	25	38	1.7	22	0	44	58	3	20	192	8.7				

Games played: 22  
Minutes/game: 17.9  
Points/game: 8.7  
FG Pct: 42.5  
3FG Pct: 33.9  
FT Pct: 86.0

Rebounds/game: 1.7  
Assists/game: 2.0  
Turnovers/game: 2.6  
Assist/turnover ratio: 0.8  
Steals/game: 0.9  
Blocks/game: 0.1

## #15 Dimaite,Viktorija

Opponent	Date	GS	Min	---TOTAL---		---3-PTS---		----REBOUNDS----											Pts	Avg	
				FG-FGA	Pct	3FG-FGA	Pct	FT-FTA	Pct	Off	Def	Tot	Avg	PF	FO	A	TO	Blk			Stl
KENNESAW STATE	11/21/15		3	0-0	.000	0-0	.000	1-2	.500	1	0	1	1.0	1	0	0	1	0	0	1	1.0
SAVANNAH STATE	11/24/15		8	2-2	1.000	1-1	1.000	1-4	.250	1	1	2	1.5	0	0	0	0	0	0	6	3.5
at Colorado	11/28/15		8	3-3	1.000	0-0	.000	0-0	.000	0	1	1	1.3	1	0	0	0	1	0	6	4.3
at South Alabama	12/01/15		4	1-3	.333	0-2	.000	0-0	.000	1	0	1	1.3	1	0	0	0	1	0	2	3.8
ARKANSAS STATE	12/07/15		2	0-0	.000	0-0	.000	0-0	.000	0	0	0	1.0	0	0	0	0	0	0	0	3.0
at Wisconsin	12/10/15		1	0-0	.000	0-0	.000	0-0	.000	0	1	1	1.0	0	0	0	0	0	0	0	2.5
ROBERT MORRIS	12/13/15		13	0-2	.000	0-0	.000	2-2	1.000	1	2	3	1.3	1	0	0	1	2	0	2	2.4
SAINT FRANCIS	12/20/15		15	2-4	.500	0-1	.000	4-4	1.000	2	0	2	1.4	0	0	0	3	2	0	8	3.1
at #12/11 Tennessee	01/07/16		5	0-1	.000	0-0	.000	0-0	.000	0	0	0	1.2	1	0	0	1	0	0	0	2.8
at Ole Miss	01/10/16		5	1-2	.500	0-0	.000	2-2	1.000	2	2	4	1.5	1	0	0	0	0	0	4	2.9
ALABAMA	01/21/16		6	1-1	1.000	0-0	.000	0-0	.000	0	0	0	1.4	1	0	0	0	0	1	2	2.8
#12/11 TEXAS A&M	02/04/16		1	0-0	.000	0-0	.000	0-0	.000	0	0	0	1.3	0	0	0	0	0	0	0	2.6
Totals.....		0	71	10-18	.556	1-4	.250	10-14	.714	8	7	15	1.3	7	0	0	6	6	1	31	2.6

Games played: 12  
Minutes/game: 5.9  
Points/game: 2.6  
FG Pct: 55.6  
3FG Pct: 25.0  
FT Pct: 71.4

Rebounds/game: 1.3  
Turnovers/game: 0.5  
Steals/game: 0.1  
Blocks/game: 0.5

## #20 Westbrook,Simone

Opponent	Date	GS	Min	---TOTAL---		---3-PTS---		----REBOUNDS----											PF	FO	A	TO	Blk	Stl	Pts	Avg
				FG-FGA	Pct	3FG-FGA	Pct	FT-FTA	Pct	Off	Def	Tot	Avg													
at Temple	11/13/15		19	6-9	.667	0-2	.000	2-3	.667	0	3	3	3.0	2	0	2	1	0	1	14	14.0					
#6/7 FLORIDA STATE	11/16/15		24	5-10	.500	3-5	.600	1-1	1.000	1	3	4	3.5	3	0	3	6	0	1	14	14.0					
KENNESAW STATE	11/21/15		18	1-5	.200	0-1	.000	2-2	1.000	0	6	6	4.3	4	0	3	2	0	1	4	10.7					
SAVANNAH STATE	11/24/15		19	3-5	.600	1-3	.333	0-0	.000	1	4	5	4.5	0	0	8	2	0	6	7	9.8					
vs Ball State	11/27/15		24	5-12	.417	3-6	.500	4-4	1.000	1	1	2	4.0	2	0	2	1	0	2	17	11.2					
at Colorado	11/28/15		18	3-5	.600	1-3	.333	0-0	.000	0	2	2	3.7	3	0	3	2	0	1	7	10.5					
at South Alabama	12/01/15		12	2-6	.333	0-1	.000	0-1	.000	1	1	2	3.4	0	0	0	1	0	1	4	9.6					
ARKANSAS STATE	12/07/15		18	0-2	.000	0-2	.000	0-0	.000	0	2	2	3.3	2	0	2	3	0	0	0	8.4					
at Wisconsin	12/10/15		20	5-9	.556	2-5	.400	6-8	.750	1	4	5	3.4	2	0	4	0	0	6	18	9.4					
ROBERT MORRIS	12/13/15		14	1-3	.333	0-2	.000	2-2	1.000	0	1	1	3.2	2	0	2	0	0	3	4	8.9					
SAINT FRANCIS	12/20/15		17	6-11	.545	0-2	.000	5-7	.714	0	3	3	3.2	1	0	2	3	1	6	17	9.6					
NC STATE	12/21/15		16	1-7	.143	0-2	.000	4-4	1.000	0	3	3	3.2	2	0	2	7	0	1	6	9.3					
vs UCF	12/30/15		22	2-10	.200	0-3	.000	5-6	.833	3	2	5	3.3	2	0	5	3	0	6	9	9.3					
#8 MISSISSIPPI STATE	01/03/16		22	2-10	.200	0-4	.000	1-2	.500	2	1	3	3.3	5	1	2	3	0	4	5	9.0					
at #12/11 Tennessee	01/07/16		18	0-3	.000	0-1	.000	0-0	.000	0	2	2	3.2	0	0	1	4	0	1	0	8.4					
at Ole Miss	01/10/16		11	0-4	.000	0-1	.000	2-2	1.000	0	1	1	3.1	3	0	0	2	1	1	2	8.0					
GEORGIA	01/14/16		26	4-10	.400	0-3	.000	1-4	.250	1	4	5	3.2	1	0	3	4	0	3	9	8.1					
LSU	01/17/16	*	26	0-3	.000	0-0	.000	1-2	.500	0	4	4	3.2	2	0	4	2	0	3	1	7.7					
ALABAMA	01/21/16	*	25	4-8	.500	3-6	.500	0-0	.000	0	6	6	3.4	2	0	4	6	0	4	11	7.8					
at #23 Mizzou	01/24/16	*	24	3-8	.375	0-2	.000	0-4	.000	0	1	1	3.3	4	0	2	1	0	0	6	7.8					
at Arkansas	01/28/16	*	21	4-8	.500	1-3	.333	1-4	.250	2	1	3	3.2	0	0	1	0	0	1	10	7.9					
#12 KENTUCKY	01/31/16	*	29	7-10	.700	3-4	.750	3-5	.600	1	1	2	3.2	3	0	1	4	0	3	20	8.4					
#12/11 TEXAS A&M	02/04/16	*	26	6-9	.667	2-3	.667	1-2	.500	0	2	2	3.1	1	0	1	4	0	0	15	8.7					
Totals.....		6	469	70-167	.419	19-64	.297	41-63	.651	14	58	72	3.1	46	1	57	61	2	55	200	8.7					

Games played: 23  
Minutes/game: 20.4  
Points/game: 8.7  
FG Pct: 41.9  
3FG Pct: 29.7  
FT Pct: 65.1

Rebounds/game: 3.1  
Assists/game: 2.5  
Turnovers/game: 2.7  
Assist/turnover ratio: 0.9  
Steals/game: 2.4  
Blocks/game: 0.1

## #21 Christinaki,Eleanna

Opponent	Date	GS	Min	---TOTAL---		---3-PTS---		----REBOUNDS----										PF	FO	A	TO	Blk	Stl	Pts	Avg
				FG-FGA	Pct	3FG-FGA	Pct	FT-FTA	Pct	Off	Def	Tot	Avg												
at Temple	11/13/15		4	0-0	.000	0-0	.000	1-2	.500	0	0	0	0.0	2	0	1	0	0	0	1	1.0				
#6/7 FLORIDA STATE	11/16/15		28	5-12	.417	1-4	.250	2-2	1.000	1	2	3	1.5	2	0	7	4	0	4	13	7.0				
KENNESAW STATE	11/21/15	*	26	4-9	.444	0-1	.000	1-2	.500	3	0	3	2.0	2	0	1	6	0	2	9	7.7				
SAVANNAH STATE	11/24/15	*	22	4-9	.444	1-4	.250	2-2	1.000	2	2	4	2.5	1	0	6	3	1	3	11	8.5				
vs Ball State	11/27/15	*	15	1-6	.167	0-2	.000	0-0	.000	0	4	4	2.8	3	0	2	3	1	0	2	7.2				
at Colorado	11/28/15	*	19	4-10	.400	0-1	.000	0-1	.000	3	1	4	3.0	3	0	4	3	0	1	8	7.3				
at South Alabama	12/01/15	*	11	0-3	.000	0-0	.000	0-0	.000	2	0	2	2.9	1	0	1	1	0	0	0	6.3				
ARKANSAS STATE	12/07/15	*	26	3-7	.429	0-0	.000	7-8	.875	1	1	2	2.8	0	0	3	3	0	2	13	7.1				
at Wisconsin	12/10/15	*	28	7-9	.778	1-1	1.000	6-8	.750	1	4	5	3.0	2	0	2	2	0	1	21	8.7				
ROBERT MORRIS	12/13/15	*	22	5-6	.833	1-2	.500	2-3	.667	0	1	1	2.8	1	0	1	4	0	1	13	9.1				
SAINT FRANCIS	12/20/15	*	21	2-5	.400	1-3	.333	2-2	1.000	2	2	4	2.9	1	0	4	4	0	2	7	8.9				
NC STATE	12/21/15	*	26	6-9	.667	1-1	1.000	5-5	1.000	1	3	4	3.0	1	0	2	2	0	3	18	9.7				
vs UCF	12/30/15	*	28	5-13	.385	1-3	.333	3-3	1.000	3	7	10	3.5	4	0	9	5	0	1	14	10.0				
#8 MISSISSIPPI STATE	01/03/16	*	20	2-6	.333	1-3	.333	2-2	1.000	3	1	4	3.6	2	0	2	4	0	0	7	9.8				
at #12/11 Tennessee	01/07/16	*	31	8-16	.500	1-3	.333	1-2	.500	3	3	6	3.7	1	0	8	2	0	0	18	10.3				
at Ole Miss	01/10/16	*	25	2-5	.400	0-2	.000	0-0	.000	1	0	1	3.6	2	0	10	3	0	0	4	9.9				
GEORGIA	01/14/16	*	30	5-11	.455	1-5	.200	0-0	.000	2	3	5	3.6	5	1	2	1	0	0	11	10.0				
LSU	01/17/16	*	28	5-10	.500	2-3	.667	3-4	.750	1	1	2	3.6	0	0	2	3	0	3	15	10.3				
ALABAMA	01/21/16	*	27	5-9	.556	0-2	.000	6-7	.857	1	1	2	3.5	2	0	4	7	0	2	16	10.6				
at #23 Mizzou	01/24/16		21	3-8	.375	2-3	.667	0-0	.000	1	0	1	3.4	1	0	2	1	0	2	8	10.5				
at Arkansas	01/28/16	*	37	7-14	.500	1-4	.250	1-1	1.000	2	2	4	3.4	2	0	3	4	0	1	16	10.7				
#12 KENTUCKY	01/31/16	*	33	5-12	.417	0-4	.000	2-3	.667	0	1	1	3.3	1	0	11	5	0	2	12	10.8				
#12/11 TEXAS A&M	02/04/16	*	29	3-10	.300	1-4	.250	2-4	.500	2	1	3	3.3	1	0	1	4	0	1	9	10.7				
Totals.....		20	557	91-199	.457	16-55	.291	48-61	.787	35	40	75	3.3	40	1	88	74	2	31	246	10.7				

Games played: 23  
Minutes/game: 24.2  
Points/game: 10.7  
FG Pct: 45.7  
3FG Pct: 29.1  
FT Pct: 78.7

Rebounds/game: 3.3  
Assists/game: 3.8  
Turnovers/game: 3.2  
Assist/turnover ratio: 1.2  
Steals/game: 1.3  
Blocks/game: 0.1

## #23 Copeland,Brooke

Opponent	Date	GS	Min	---TOTAL---		---3-PTS---		----REBOUNDS----										PF	FO	A	TO	Blk	Stl	Pts	Avg
				FG-FGA	Pct	3FG-FGA	Pct	FT-FTA	Pct	Off	Def	Tot	Avg												
at Temple	11/13/15		20	2-5	.400	2-4	.500	0-0	.000	0	1	1	1.0	4	0	3	1	0	3	6	6.0				
#6/7 FLORIDA STATE	11/16/15		4	0-0	.000	0-0	.000	0-0	.000	0	0	0	0.5	2	0	0	1	0	0	0	3.0				
KENNESAW STATE	11/21/15		7	1-1	1.000	0-0	.000	0-0	.000	1	2	3	1.3	1	0	0	0	1	1	2	2.7				
SAVANNAH STATE	11/24/15		11	0-2	.000	0-2	.000	1-2	.500	2	2	4	2.0	0	0	2	1	1	0	1	2.3				
vs Ball State	11/27/15		2	0-0	.000	0-0	.000	0-0	.000	0	0	0	1.6	1	0	0	0	0	0	0	1.8				
at Colorado	11/28/15		7	0-3	.000	0-3	.000	0-0	.000	0	0	0	1.3	0	0	0	0	0	0	0	1.5				
at South Alabama	12/01/15		4	0-1	.000	0-1	.000	0-0	.000	0	1	1	1.3	0	0	0	0	0	0	0	1.3				
ARKANSAS STATE	12/07/15		5	1-1	1.000	1-1	1.000	0-0	.000	1	0	1	1.3	0	0	0	0	0	0	3	1.5				
ROBERT MORRIS	12/13/15		10	1-3	.333	1-3	.333	0-0	.000	0	4	4	1.6	3	0	1	1	0	0	3	1.7				
SAINT FRANCIS	12/20/15		17	2-3	.667	1-2	.500	4-4	1.000	1	5	6	2.0	0	0	1	2	3	0	9	2.4				
vs UCF	12/30/15		2	0-0	.000	0-0	.000	0-0	.000	1	0	1	1.9	0	0	0	0	1	0	0	2.2				
#8 MISSISSIPPI STATE	01/03/16		4	0-2	.000	0-0	.000	0-0	.000	1	1	2	1.9	1	0	0	1	0	1	0	2.0				
at #12/11 Tennessee	01/07/16		4	1-3	.333	1-3	.333	0-0	.000	0	0	0	1.8	0	0	0	0	1	0	3	2.1				
at Ole Miss	01/10/16		5	0-3	.000	0-3	.000	0-0	.000	0	0	0	1.6	0	0	0	2	0	0	0	1.9				
GEORGIA	01/14/16		1	0-0	.000	0-0	.000	0-0	.000	0	0	0	1.5	0	0	0	0	0	0	0	1.8				
LSU	01/17/16		2	0-0	.000	0-0	.000	0-0	.000	0	0	0	1.4	0	0	1	0	0	0	0	1.7				
ALABAMA	01/21/16		3	1-1	1.000	1-1	1.000	0-0	.000	0	0	0	1.4	0	0	0	3	0	0	3	1.8				
at #23 Mizzou	01/24/16		3	1-1	1.000	0-0	.000	0-0	.000	0	0	0	1.3	0	0	0	0	0	0	2	1.8				
at Arkansas	01/28/16		6	0-0	.000	0-0	.000	0-0	.000	1	0	1	1.3	1	0	0	0	0	0	0	1.7				
#12 KENTUCKY	01/31/16		2	0-1	.000	0-1	.000	0-0	.000	0	0	0	1.2	1	0	0	0	0	0	0	1.6				
Totals.....		0	119	10-30	.333	7-24	.292	5-6	.833	8	16	24	1.2	14	0	8	12	7	5	32	1.6				

Games played: 20  
Minutes/game: 6.0  
Points/game: 1.6  
FG Pct: 33.3  
3FG Pct: 29.2  
FT Pct: 83.3

Rebounds/game: 1.2  
Assists/game: 0.4  
Turnovers/game: 0.6  
Assist/turnover ratio: 0.7  
Steals/game: 0.3  
Blocks/game: 0.4



## #24 Fleming,Tyshara

Opponent	Date	GS	Min	---TOTAL---		---3-PTS---		----REBOUNDS----										PF	FO	A	TO	Blk	Stl	Pts	Avg
				FG-FGA	Pct	3FG-FGA	Pct	FT-FTA	Pct	Off	Def	Tot	Avg												
at Temple	11/13/15		19	3-3	1.000	0-0	.000	2-4	.500	1	5	6	6.0	3	0	2	2	5	2	8	8.0				
#6/7 FLORIDA STATE	11/16/15		13	0-1	.000	0-0	.000	0-0	.000	1	1	2	4.0	5	1	0	1	0	0	0	4.0				
KENNESAW STATE	11/21/15		12	4-8	.500	0-0	.000	3-9	.333	4	4	8	5.3	2	0	0	1	1	0	11	6.3				
SAVANNAH STATE	11/24/15		9	5-7	.714	0-0	.000	1-2	.500	5	3	8	6.0	3	0	1	0	1	0	11	7.5				
vs Ball State	11/27/15		6	1-3	.333	0-0	.000	0-0	.000	1	0	1	5.0	1	0	1	1	0	1	2	6.4				
at Colorado	11/28/15		15	4-7	.571	0-0	.000	0-2	.000	4	4	8	5.5	3	0	1	2	2	3	8	6.7				
at South Alabama	12/01/15		12	1-1	1.000	0-0	.000	0-0	.000	1	4	5	5.4	2	0	0	1	2	1	2	6.0				
ARKANSAS STATE	12/07/15		11	3-6	.500	0-0	.000	0-0	.000	4	2	6	5.5	0	0	0	0	3	0	6	6.0				
at Wisconsin	12/10/15		12	0-3	.000	0-0	.000	1-2	.500	0	3	3	5.2	1	0	0	1	2	0	1	5.4				
ROBERT MORRIS	12/13/15		12	2-3	.667	0-0	.000	2-2	1.000	0	2	2	4.9	1	0	0	0	0	3	6	5.5				
SAINT FRANCIS	12/20/15		18	8-13	.615	0-0	.000	4-8	.500	2	4	6	5.0	4	0	1	1	0	2	20	6.8				
NC STATE	12/21/15		15	2-3	.667	0-0	.000	1-2	.500	1	0	1	4.7	4	0	0	1	2	2	5	6.7				
vs UCF	12/30/15		15	2-6	.333	0-0	.000	0-2	.000	2	7	9	5.0	3	0	0	2	3	0	4	6.5				
#8 MISSISSIPPI STATE	01/03/16		17	2-3	.667	0-0	.000	2-4	.500	2	5	7	5.1	2	0	0	2	4	2	6	6.4				
at #12/11 Tennessee	01/07/16		15	1-3	.333	0-0	.000	0-0	.000	1	1	2	4.9	5	1	1	0	3	4	2	6.1				
at Ole Miss	01/10/16		14	4-5	.800	0-0	.000	4-4	1.000	1	6	7	5.1	4	0	0	1	1	0	12	6.5				
GEORGIA	01/14/16		14	1-3	.333	0-0	.000	0-0	.000	1	3	4	5.0	3	0	0	0	2	0	2	6.2				
LSU	01/17/16	*	16	3-4	.750	0-0	.000	0-6	.000	2	2	4	4.9	2	0	0	2	3	0	6	6.2				
ALABAMA	01/21/16	*	13	1-1	1.000	0-0	.000	0-0	.000	1	2	3	4.8	2	0	0	3	0	1	2	6.0				
at #23 Mizzou	01/24/16	*	18	2-4	.500	0-0	.000	3-5	.600	2	3	5	4.9	3	0	0	3	2	1	7	6.1				
at Arkansas	01/28/16	*	15	2-5	.400	0-0	.000	0-0	.000	1	3	4	4.8	2	0	0	0	2	2	4	6.0				
#12 KENTUCKY	01/31/16		10	2-3	.667	0-0	.000	0-0	.000	1	3	4	4.8	3	0	0	0	0	1	4	5.9				
#12/11 TEXAS A&M	02/04/16		17	2-6	.333	0-0	.000	2-4	.500	4	1	5	4.8	2	0	1	1	2	1	6	5.9				
Totals.....		4	318	55-101	.545	0-0	.000	25-56	.446	42	68	110	4.8	60	2	8	25	40	26	135	5.9				

Games played: 23  
Minutes/game: 13.8  
Points/game: 5.9  
FG Pct: 54.5  
FT Pct: 44.6

Rebounds/game: 4.8  
Assists/game: 0.3  
Turnovers/game: 1.1  
Assist/turnover ratio: 0.3  
Steals/game: 1.1  
Blocks/game: 1.7

## #32 Batchelor,Carla

Opponent	Date	GS	Min	---TOTAL---		---3-PTS---		----REBOUNDS----										Pts	Avg		
				FG-FGA	Pct	3FG-FGA	Pct	FT-FTA	Pct	Off	Def	Tot	Avg	PF	FO	A	TO	Blk	Stl		
at Temple	11/13/15		8	2-3	.667	2-3	.667	0-0	.000	0	1	1	1.0	1	0	0	1	0	0	6	6.0
#6/7 FLORIDA STATE	11/16/15		13	1-3	.333	0-2	.000	3-6	.500	2	4	6	3.5	1	0	0	2	1	0	5	5.5
KENNESAW STATE	11/21/15		13	1-3	.333	0-2	.000	3-4	.750	2	1	3	3.3	4	0	0	1	0	1	5	5.3
SAVANNAH STATE	11/24/15		15	1-4	.250	0-1	.000	3-3	1.000	0	1	1	2.8	1	0	1	0	0	0	5	5.3
vs Ball State	11/27/15		17	1-4	.250	0-1	.000	2-2	1.000	1	3	4	3.0	2	0	2	1	0	1	4	5.0
at Colorado	11/28/15		19	2-7	.286	0-1	.000	0-0	.000	4	1	5	3.3	3	0	1	3	0	0	4	4.8
at South Alabama	12/01/15		19	2-3	.667	1-2	.500	0-0	.000	1	3	4	3.4	4	0	0	1	2	1	5	4.9
ARKANSAS STATE	12/07/15		13	0-1	.000	0-0	.000	1-2	.500	1	4	5	3.6	2	0	1	2	0	0	1	4.4
at Wisconsin	12/10/15		21	3-9	.333	1-4	.250	0-0	.000	2	2	4	3.7	2	0	1	1	1	1	7	4.7
ROBERT MORRIS	12/13/15		11	0-0	.000	0-0	.000	0-2	.000	2	1	3	3.6	2	0	1	2	0	0	0	4.2
SAINT FRANCIS	12/20/15	*	19	5-8	.625	1-2	.500	1-2	.500	1	7	8	4.0	0	0	1	3	0	2	12	4.9
NC STATE	12/21/15	*	17	3-4	.750	0-0	.000	1-2	.500	3	0	3	3.9	2	0	0	2	0	1	7	5.1
vs UCF	12/30/15		17	1-5	.200	0-0	.000	0-0	.000	1	4	5	4.0	0	0	1	1	0	0	2	4.8
#8 MISSISSIPPI STATE	01/03/16		17	1-4	.250	0-0	.000	2-4	.500	1	1	2	3.9	0	0	0	1	0	1	4	4.8
at #12/11 Tennessee	01/07/16		8	1-2	.500	0-0	.000	0-0	.000	1	0	1	3.7	1	0	0	1	0	0	2	4.6
at Ole Miss	01/10/16		14	3-6	.500	0-1	.000	2-3	.667	3	4	7	3.9	0	0	0	1	0	0	8	4.8
GEORGIA	01/14/16		10	1-3	.333	1-2	.500	1-2	.500	2	1	3	3.8	0	0	0	0	0	0	4	4.8
LSU	01/17/16		10	1-1	1.000	0-0	.000	0-0	.000	0	2	2	3.7	0	0	1	1	0	0	2	4.6
ALABAMA	01/21/16		22	4-6	.667	1-2	.500	0-0	.000	2	6	8	3.9	1	0	1	3	2	0	9	4.8
at #23 Mizzou	01/24/16		14	0-2	.000	0-1	.000	0-0	.000	0	0	0	3.8	2	0	1	2	0	1	0	4.6
at Arkansas	01/28/16		26	4-12	.333	3-6	.500	0-0	.000	3	3	6	3.9	3	0	2	1	3	0	11	4.9
#12 KENTUCKY	01/31/16		18	5-6	.833	2-3	.667	0-0	.000	0	3	3	3.8	2	0	0	0	0	0	12	5.2
#12/11 TEXAS A&M	02/04/16		16	1-4	.250	1-2	.500	0-0	.000	0	2	2	3.7	0	0	0	0	0	2	3	5.1
Totals.....		2	357	43-100	.430	13-35	.371	19-32	.594	32	54	86	3.7	33	0	14	30	9	11	118	5.1

Games played: 23  
Minutes/game: 15.5  
Points/game: 5.1  
FG Pct: 43.0  
3FG Pct: 37.1  
FT Pct: 59.4

Rebounds/game: 3.7  
Assists/game: 0.6  
Turnovers/game: 1.3  
Assist/turnover ratio: 0.5  
Steals/game: 0.5  
Blocks/game: 0.4

## #44 Lorenzen, Haley

Opponent	Date	GS	Min	---TOTAL---		---3-PTS---		----REBOUNDS----										PF	FO	A	TO	Blk	Stl	Pts	Avg
				FG-FGA	Pct	3FG-FGA	Pct	FT-FTA	Pct	Off	Def	Tot	Avg												
at Temple	11/13/15	*	19	3-9	.333	0-0	.000	2-4	.500	4	3	7	7.0	0	0	0	0	3	1	8	8.0				
#6/7 FLORIDA STATE	11/16/15	*	23	4-6	.667	0-0	.000	0-0	.000	4	3	7	7.0	5	1	0	1	1	1	8	8.0				
KENNESAW STATE	11/21/15	*	21	5-10	.500	0-0	.000	2-2	1.000	2	2	4	6.0	1	0	0	0	0	1	12	9.3				
SAVANNAH STATE	11/24/15	*	21	3-5	.600	0-0	.000	1-2	.500	1	3	4	5.5	4	0	1	0	2	1	7	8.8				
vs Ball State	11/27/15	*	30	9-12	.750	0-0	.000	2-2	1.000	5	1	6	5.6	2	0	0	2	0	2	20	11.0				
at Colorado	11/28/15	*	17	3-7	.429	0-0	.000	0-0	.000	2	6	8	6.0	3	0	0	2	2	2	6	10.2				
at South Alabama	12/01/15	*	18	3-11	.273	0-0	.000	0-0	.000	3	5	8	6.3	3	0	0	2	1	0	6	9.6				
ARKANSAS STATE	12/07/15	*	34	7-8	.875	0-0	.000	5-6	.833	3	3	6	6.3	4	0	0	1	2	1	19	10.8				
at Wisconsin	12/10/15	*	25	2-7	.286	0-0	.000	0-0	.000	1	3	4	6.0	1	0	0	3	0	0	4	10.0				
ROBERT MORRIS	12/13/15	*	19	4-7	.571	0-0	.000	5-8	.625	5	3	8	6.2	2	0	1	2	1	0	13	10.3				
SAINT FRANCIS	12/20/15	*	15	7-12	.583	0-0	.000	2-2	1.000	2	3	5	6.1	1	0	2	1	0	2	16	10.8				
NC STATE	12/21/15	*	17	4-6	.667	0-0	.000	0-0	.000	1	3	4	5.9	5	1	0	0	0	1	8	10.6				
vs UCF	12/30/15	*	23	5-12	.417	0-0	.000	3-7	.429	3	2	5	5.8	2	0	1	1	0	0	13	10.8				
#8 MISSISSIPPI STATE	01/03/16	*	23	2-6	.333	0-0	.000	4-4	1.000	7	0	7	5.9	1	0	2	1	1	0	8	10.6				
at #12/11 Tennessee	01/07/16	*	28	3-7	.429	0-0	.000	2-4	.500	2	2	4	5.8	4	0	0	2	1	1	8	10.4				
at Ole Miss	01/10/16	*	19	4-9	.444	0-0	.000	1-2	.500	2	7	9	6.0	4	0	2	1	1	0	9	10.3				
GEORGIA	01/14/16	*	25	1-5	.200	0-0	.000	3-6	.500	4	4	8	6.1	1	0	0	1	1	0	5	10.0				
LSU	01/17/16		24	2-2	1.000	0-0	.000	2-6	.333	2	4	6	6.1	1	0	1	1	0	0	6	9.8				
ALABAMA	01/21/16		16	1-5	.200	0-0	.000	3-4	.750	2	0	2	5.9	2	0	0	1	2	2	5	9.5				
at #23 Mizzou	01/24/16		14	2-3	.667	0-0	.000	0-0	.000	1	0	1	5.7	3	0	0	2	0	0	4	9.3				
at Arkansas	01/28/16		22	4-8	.500	0-0	.000	0-0	.000	3	6	9	5.8	2	0	0	1	1	1	8	9.2				
#12 KENTUCKY	01/31/16	*	29	9-14	.643	0-0	.000	0-1	.000	1	2	3	5.7	2	0	0	1	0	0	18	9.6				
#12/11 TEXAS A&M	02/04/16	*	20	5-11	.455	0-0	.000	0-1	.000	3	1	4	5.6	4	0	0	1	0	0	10	9.6				
Totals.....		19	502	92-182	.505	0-0	.000	37-61	.607	63	66	129	5.6	57	2	10	27	19	16	221	9.6				

Games played: 23  
 Minutes/game: 21.8  
 Points/game: 9.6  
 FG Pct: 50.5  
 FT Pct: 60.7

Rebounds/game: 5.6  
 Assists/game: 0.4  
 Turnovers/game: 1.2  
 Assist/turnover ratio: 0.4  
 Steals/game: 0.7  
 Blocks/game: 0.8

- Individual Career History (Feb 04, 2016)

Anderson,Dyandria

Year	GP-GS	Min/Avg	Total		3-Point		Rebounds							TO	Blk	Stl	Pts/Avg
			FG-FGA	Pct	FG-FGA	Pct	FT-FTA	Pct	Off-Def	Tot	Avg	PF-FO	Ast				
2014-15	30-5	375/12.5	29-85	.341	1-10	.100	11-18	.611	22-26	48	1.6	30-0	13	33	2	30	70/2.3
2015-16	23-12	438/19.0	53-116	.457	9-34	.265	17-20	.850	28-46	74	3.2	32-0	37	43	7	39	132/5.7
TOTAL	53-17	813/15.3	82-201	.408	10-44	.227	28-38	.737	50-72	122	2.3	62-0	50	76	9	69	202/3.8

Batchelor,Carla

Year	GP-GS	Min/Avg	Total		3-Point		Rebounds							TO	Blk	Stl	Pts/Avg
			FG-FGA	Pct	FG-FGA	Pct	FT-FTA	Pct	Off-Def	Tot	Avg	PF-FO	Ast				
2014-15	29-0	212/7.3	23-53	.434	3-10	.300	15-20	.750	14-27	41	1.4	31-0	6	18	2	11	64/2.2
2015-16	23-2	357/15.5	43-100	.430	13-35	.371	19-32	.594	32-54	86	3.7	33-0	14	30	9	11	118/5.1
TOTAL	52-2	569/10.9	66-153	.431	16-45	.356	34-52	.654	46-81	127	2.4	64-0	20	48	11	22	182/3.5

Christinaki,Eleanna

Year	GP-GS	Min/Avg	Total		3-Point		Rebounds							TO	Blk	Stl	Pts/Avg
			FG-FGA	Pct	FG-FGA	Pct	FT-FTA	Pct	Off-Def	Tot	Avg	PF-FO	Ast				
2015-16	23-20	557/24.2	91-199	.457	16-55	.291	48-61	.787	35-40	75	3.3	40-1	88	74	2	31	246/10.7
TOTAL	23-20	557/24.2	91-199	.457	16-55	.291	48-61	.787	35-40	75	3.3	40-1	88	74	2	31	246/10.7

Copeland,Brooke

Year	GP-GS	Min/Avg	Total		3-Point		Rebounds							TO	Blk	Stl	Pts/Avg
			FG-FGA	Pct	FG-FGA	Pct	FT-FTA	Pct	Off-Def	Tot	Avg	PF-FO	Ast				
2014-15	30-15	607/20.2	47-144	.326	28-100	.280	27-39	.692	35-59	94	3.1	61-1	36	45	21	18	149/5.0
2015-16	20-0	119/6.0	10-30	.333	7-24	.292	5-6	.833	8-16	24	1.2	14-0	8	12	7	5	32/1.6
TOTAL	50-15	726/14.5	57-174	.328	35-124	.282	32-45	.711	43-75	118	2.4	75-1	44	57	28	23	181/3.6

Dimaite,Viktorija

Year	GP-GS	Min/Avg	Total		3-Point		Rebounds							TO	Blk	Stl	Pts/Avg
			FG-FGA	Pct	FG-FGA	Pct	FT-FTA	Pct	Off-Def	Tot	Avg	PF-FO	Ast				
2014-15	24-0	116/4.8	6-21	.286	0-6	.000	0-2	.000	10-14	24	1.0	23-0	8	15	7	3	12/0.5
2015-16	12-0	71/5.9	10-18	.556	1-4	.250	10-14	.714	8-7	15	1.3	7-0	0	6	6	1	31/2.6
TOTAL	36-0	187/5.2	16-39	.410	1-10	.100	10-16	.625	18-21	39	1.1	30-0	8	21	13	4	43/1.2

Fleming,Tyshara

Year	GP-GS	Min/Avg	Total		3-Point		Rebounds							TO	Blk	Stl	Pts/Avg
			FG-FGA	Pct	FG-FGA	Pct	FT-FTA	Pct	Off-Def	Tot	Avg	PF-FO	Ast				
2015-16	23-4	318/13.8	55-101	.545	0-0	.000	25-56	.446	42-68	110	4.8	60-2	8	25	40	26	135/5.9
TOTAL	23-4	318/13.8	55-101	.545	0-0	.000	25-56	.446	42-68	110	4.8	60-2	8	25	40	26	135/5.9

Lorenzen,Haley

Year	GP-GS	Min/Avg	Total		3-Point		Rebounds							TO	Blk	Stl	Pts/Avg
			FG-FGA	Pct	FG-FGA	Pct	FT-FTA	Pct	Off-Def	Tot	Avg	PF-FO	Ast				
2014-15	29-21	625/21.6	88-182	.484	0-0	.000	30-49	.612	54-63	117	4.0	58-0	18	36	30	21	206/7.1
2015-16	23-19	502/21.8	92-182	.505	0-0	.000	37-61	.607	63-66	129	5.6	57-2	10	27	19	16	221/9.6
TOTAL	52-40	1127/21.7	180-364	.495	0-0	.000	67-110	.609	117-129	246	4.7	115-2	28	63	49	37	427/8.2

Miller,January

Year	GP-GS	Min/Avg	Total		3-Point		Rebounds							TO	Blk	Stl	Pts/Avg
			FG-FGA	Pct	FG-FGA	Pct	FT-FTA	Pct	Off-Def	Tot	Avg	PF-FO	Ast				
2012-13	37-3	597/16.1	81-202	.401	28-72	.389	30-49	.612	40-40	80	2.2	82-0	27	42	5	28	220/5.9
2013-14	33-19	685/20.8	105-273	.385	26-76	.342	66-98	.673	54-47	101	3.1	86-3	30	59	2	39	302/9.2
2014-15	30-15	631/21.0	75-227	.330	15-51	.294	55-76	.724	43-52	95	3.2	96-3	41	65	2	46	220/7.3
2015-16	23-6	291/12.7	43-123	.350	9-25	.360	44-67	.657	22-25	47	2.0	66-3	23	43	1	31	139/6.0
TOTAL	123-43	2204/17.9	304-825	.368	78-224	.348	195-290	.672	159-164	323	2.6	330-9	121	209	10	144	881/7.2



- Individual Career History (Feb 04, 2016)

Needles,Carlie

			Total		3-Point			Rebounds										
Year	GP-GS	Min/Avg	FG-FGA	Pct	FG-FGA	Pct	FT-FTA	Pct	Off-Def	Tot	Avg	PF-FO	Ast	TO	Blk	Stl	Pts/Avg	
2012-13	37-15	966/26.1	77-216	.356	63-185	.341	26-35	.743	16-44	60	1.6	51-0	64	60	2	29	243/6.6	
2013-14	33-18	842/25.5	63-174	.362	50-143	.350	33-44	.750	17-46	63	1.9	67-1	39	33	1	40	209/6.3	
2014-15	28-28	894/31.9	59-177	.333	45-138	.326	42-50	.840	30-99	129	4.6	65-2	54	70	0	46	205/7.3	
2015-16	23-22	541/23.5	52-148	.351	34-109	.312	18-25	.720	18-32	50	2.2	35-0	38	33	0	33	156/6.8	
TOTAL	121-83	3243/26.8	251-715	.351	192-575	.334	119-154	.773	81-221	302	2.5	218-3	195	196	3	148	813/6.7	

Peoples,Cassie

Year	GP-GS	Min/Avg	Total		3-Point		Rebounds										
			FG-FGA	Pct	FG-FGA	Pct	FT-FTA	Pct	Off-Def	Tot	Avg	PF-FO	Ast	TO	Blk	Stl	Pts/Avg
2011-12*	6-0	100/16.7	5-22	.227	2-15	.133	2-4	.500	2-7	9	1.5	5-0	9	11	1	3	14/2.3
2013-14	33-25	968/29.3	112-303	.370	30-102	.294	86-110	.782	8-81	89	2.7	45-0	121	98	4	53	340/10.3
2014-15	30-24	925/30.8	89-276	.322	30-97	.309	71-81	.877	15-58	73	2.4	52-0	126	117	4	59	279/9.3
2015-16	22-3	394/17.9	68-160	.425	19-56	.339	37-43	.860	13-25	38	1.7	22-0	44	58	3	20	192/8.7
TOTAL	85-52	2287/26.9	269-739	.364	79-255	.310	194-234	.829	36-164	200	2.4	119-0	291	273	11	132	811/9.5
All*	91-52	2387/26.2	274-761	.360	81-270	.300	196-238	.824	38-171	209	2.3	124-0	300	284	12	135	825/9.1

\* Statistics from prior team/school

Westbrook,Simone

			Total		3-Point			Rebounds										
Year	GP-GS	Min/Avg	FG-FGA	Pct	FG-FGA	Pct	FT-FTA	Pct	Off-Def	Tot	Avg	PF-FO	Ast	TO	Blk	Stl	Pts/Avg	
2015-16	23-6	469/20.4	70-167	.419	19-64	.297	41-63	.651	14-58	72	3.1	46-1	57	61	2	55	200/8.7	
TOTAL	23-6	469/20.4	70-167	.419	19-64	.297	41-63	.651	14-58	72	3.1	46-1	57	61	2	55	200/8.7	

Williams,Ronni

Year	GP-GS	Min/Avg	Total		3-Point		Rebounds										
			FG-FGA	Pct	FG-FGA	Pct	FT-FTA	Pct	Off-Def	Tot	Avg	PF-FO	Ast	TO	Blk	Stl	Pts/Avg
2013-14	33-17	640/19.4	114-230	.496	1-4	.250	37-67	.552	56-126	182	5.5	136-16	35	88	43	27	266/8.1
2014-15	29-9	645/22.2	117-276	.424	0-2	.000	64-96	.667	56-103	159	5.5	90-2	25	90	21	32	298/10.3
2015-16	22-21	487/22.1	98-187	.524	1-4	.250	44-66	.667	55-112	167	7.6	86-7	18	69	14	29	241/11.0
TOTAL	84-47	1772/21.1	329-693	.475	2-10	.200	145-229	.633	167-341	508	6.0	312-25	78	247	78	88	805/9.6

Young,Isis

			Total		3-Point			Rebounds										
Year	GP-GS	Min/Avg	FG-FGA	Pct	FG-FGA	Pct	FT-FTA	Pct	Off-Def	Tot	Avg	PF-FO	Ast	TO	Blk	Stl	Pts/Avg	
2015-16	10-0	81/8.1	7-26	.269	3-11	.273	2-4	.500	1-4	5	0.5	8-0	9	16	0	2	19/1.9	
TOTAL	10-0	81/8.1	7-26	.269	3-11	.273	2-4	.500	1-4	5	0.5	8-0	9	16	0	2	19/1.9	

2015-16 Univ. of Florida  
Florida Team High/Low Analysis (as of Feb 04, 2016)  
All games

Florida - TEAM GAME HIGHS

POINTS	122	SAINT FRANCIS (12/20/15)
	99	SAVANNAH STATE (11/24/15)
	93	vs UCF (12/30/15)
	91	at Wisconsin (12/10/15)
	91	at Temple (11/13/15)
FIELD GOALS MADE	46	SAINT FRANCIS (12/20/15)
	37	SAVANNAH STATE (11/24/15)
FIELD GOAL ATTEMPTS	86	SAINT FRANCIS (12/20/15)
	82	at Arkansas (01/28/16)
FIELD GOAL PERCENTAGE	.542 (32-59)	ALABAMA (01/21/16)
	.538 (35-65)	#12 KENTUCKY (01/31/16)
3 PT FIELD GOALS MADE	9	at #12/11 Tennessee (01/07/16)
	9	vs UCF (12/30/15)
	9	at Temple (11/13/15)
3 PT FG ATTEMPTS	28	at Arkansas (01/28/16)
	26	vs Ball State (11/27/15)
3 PT FG PERCENTAGE	.571 (8-14)	#12/11 TEXAS A&M (02/04/16)
	.500 (9-18)	at #12/11 Tennessee (01/07/16)
FREE THROWS MADE	24	SAINT FRANCIS (12/20/15)
	23	at Ole Miss (01/10/16)
	23	vs Ball State (11/27/15)
FREE THROW ATTEMPTS	33	SAINT FRANCIS (12/20/15)
	29	SAVANNAH STATE (11/24/15)
FREE THROW PERCENTAGE	.885 (23-26)	vs Ball State (11/27/15)
	.826 (19-23)	ARKANSAS STATE (12/07/15)
REBOUNDS	62	at Ole Miss (01/10/16)
	58	at South Alabama (12/01/15)
ASSISTS	25	SAINT FRANCIS (12/20/15)
	23	SAVANNAH STATE (11/24/15)
STEALS	22	SAVANNAH STATE (11/24/15)
	21	SAINT FRANCIS (12/20/15)
BLOCKED SHOTS	11	at Temple (11/13/15)
	9	SAVANNAH STATE (11/24/15)
TURNOVERS	36	ALABAMA (01/21/16)
	32	#8 MISSISSIPPI STATE (01/03/16)
FOULS	32	at #23 Mizzou (01/24/16)
	29	at Colorado (11/28/15)
	29	at Temple (11/13/15)

2015-16 Univ. of Florida  
Florida High/Low Analysis (as of Feb 04, 2016)  
All games

Opponent - GAME HIGHS

POINTS	97		at Temple (11/13/15)
	81		#12/11 TEXAS A&M (02/04/16)
	79		#12 KENTUCKY (01/31/16)
	79		at #23 Mizzou (01/24/16)
	79		vs UCF (12/30/15)
	79		vs Ball State (11/27/15)
FIELD GOALS MADE	32		#12/11 TEXAS A&M (02/04/16)
	32		vs UCF (12/30/15)
FIELD GOAL ATTEMPTS	82		at #12/11 Tennessee (01/07/16)
	81		SAINT FRANCIS (12/20/15)
FIELD GOAL PERCENTAGE	.580	(29-50)	#12 KENTUCKY (01/31/16)
	.531	(26-49)	at #23 Mizzou (01/24/16)
3 PT FIELD GOALS MADE	10		SAINT FRANCIS (12/20/15)
	9		at Ole Miss (01/10/16)
	9		at Temple (11/13/15)
3 PT FG ATTEMPTS	38		SAINT FRANCIS (12/20/15)
	28		NC STATE (12/21/15)
3 PT FG PERCENTAGE	.533	(8-15)	at #23 Mizzou (01/24/16)
	.462	(6-13)	#12 KENTUCKY (01/31/16)
FREE THROWS MADE	28		at Temple (11/13/15)
	23		NC STATE (12/21/15)
FREE THROW ATTEMPTS	35		at Temple (11/13/15)
	31		ALABAMA (01/21/16)
FREE THROW PERCENTAGE	.875	(21-24)	at Colorado (11/28/15)
	.824	(14-17)	at #12/11 Tennessee (01/07/16)
REBOUNDS	54		at #12/11 Tennessee (01/07/16)
	51		at Arkansas (01/28/16)
ASSISTS	19		vs Ball State (11/27/15)
	17		NC STATE (12/21/15)
STEALS	21		ALABAMA (01/21/16)
	15		#8 MISSISSIPPI STATE (01/03/16)
	15		#6/7 FLORIDA STATE (11/16/15)
BLOCKED SHOTS	10		at South Alabama (12/01/15)
	7		at #12/11 Tennessee (01/07/16)
TURNOVERS	40		SAINT FRANCIS (12/20/15)
	39		SAVANNAH STATE (11/24/15)
FOULS	31		SAVANNAH STATE (11/24/15)
	26		SAINT FRANCIS (12/20/15)



2015-16 Univ. of Florida  
Florida High/Low Analysis (as of Feb 04, 2016)  
All games

Florida - GAME LOWS

POINTS	53	LSU (01/17/16)
	61	GEORGIA (01/14/16)
	64	at #23 Mizzou (01/24/16)
	70	#8 MISSISSIPPI STATE (01/03/16)
	71	at Arkansas (01/28/16)
FIELD GOALS MADE	19	LSU (01/17/16)
	22	#8 MISSISSIPPI STATE (01/03/16)
FIELD GOAL ATTEMPTS	38	LSU (01/17/16)
	57	ROBERT MORRIS (12/13/15)
FIELD GOAL PERCENTAGE	.324 (22-68)	#8 MISSISSIPPI STATE (01/03/16)
	.338 (23-68)	GEORGIA (01/14/16)
3 PT FIELD GOALS MADE	1	KENNESAW STATE (11/21/15)
	1	ARKANSAS STATE (12/07/15)
3 PT FG ATTEMPTS	10	LSU (01/17/16)
	11	KENNESAW STATE (11/21/15)
3 PT FG PERCENTAGE	.077 (1-13)	ARKANSAS STATE (12/07/15)
	.091 (1-11)	KENNESAW STATE (11/21/15)
FREE THROWS MADE	5	at #12/11 Tennessee (01/07/16)
	8	at South Alabama (12/01/15)
	8	at Arkansas (01/28/16)
FREE THROW ATTEMPTS	10	at #12/11 Tennessee (01/07/16)
	13	at Arkansas (01/28/16)
	13	#12 KENTUCKY (01/31/16)
FREE THROW PERCENTAGE	.423 (11-26)	LSU (01/17/16)
	.455 (10-22)	GEORGIA (01/14/16)
REBOUNDS	24	#12 KENTUCKY (01/31/16)
	31	at #23 Mizzou (01/24/16)
ASSISTS	8	at South Alabama (12/01/15)
	9	KENNESAW STATE (11/21/15)
	9	at #23 Mizzou (01/24/16)
STEALS	7	ARKANSAS STATE (12/07/15)
	7	at #23 Mizzou (01/24/16)
BLOCKED SHOTS	0	#12 KENTUCKY (01/31/16)
	2	NC STATE (12/21/15)
	2	at #23 Mizzou (01/24/16)
TURNOVERS	11	SAVANNAH STATE (11/24/15)
	15	at Wisconsin (12/10/15)
FOULS	12	SAVANNAH STATE (11/24/15)
	15	SAINT FRANCIS (12/20/15)
	15	LSU (01/17/16)

2015-16 Univ. of Florida  
Florida High/Low Analysis (as of Feb 04, 2016)  
All games

Opponent - GAME LOWS

POINTS	34		SAVANNAH STATE (11/24/15)
	45		LSU (01/17/16)
	52		ROBERT MORRIS (12/13/15)
	57		KENNESAW STATE (11/21/15)
	60		at South Alabama (12/01/15)
FIELD GOALS MADE	14		SAVANNAH STATE (11/24/15)
	17		ROBERT MORRIS (12/13/15)
FIELD GOAL ATTEMPTS	47		ROBERT MORRIS (12/13/15)
	49		SAVANNAH STATE (11/24/15)
	49		at #23 Mizzou (01/24/16)
FIELD GOAL PERCENTAGE	.284	(23-81)	SAINT FRANCIS (12/20/15)
	.286	(14-49)	SAVANNAH STATE (11/24/15)
3 PT FIELD GOALS MADE	0		LSU (01/17/16)
	1		SAVANNAH STATE (11/24/15)
3 PT FG ATTEMPTS	6		LSU (01/17/16)
	8		SAVANNAH STATE (11/24/15)
	8		#12/11 TEXAS A&M (02/04/16)
3 PT FG PERCENTAGE	.000	(0-6)	LSU (01/17/16)
	.125	(1-8)	SAVANNAH STATE (11/24/15)
FREE THROWS MADE	5		SAVANNAH STATE (11/24/15)
	5		ARKANSAS STATE (12/07/15)
	5		LSU (01/17/16)
FREE THROW ATTEMPTS	9		ARKANSAS STATE (12/07/15)
	10		LSU (01/17/16)
FREE THROW PERCENTAGE	.333	(5-15)	SAVANNAH STATE (11/24/15)
	.400	(10-25)	at Ole Miss (01/10/16)
REBOUNDS	25		ROBERT MORRIS (12/13/15)
	25		ALABAMA (01/21/16)
ASSISTS	3		SAVANNAH STATE (11/24/15)
	7		#8 MISSISSIPPI STATE (01/03/16)
STEALS	5		KENNESAW STATE (11/21/15)
	6		at Temple (11/13/15)
	6		at #23 Mizzou (01/24/16)
	6		at Arkansas (01/28/16)
	6		#12 KENTUCKY (01/31/16)
BLOCKED SHOTS	1		ROBERT MORRIS (12/13/15)
	1		LSU (01/17/16)
	1		#12 KENTUCKY (01/31/16)
TURNOVERS	14		ARKANSAS STATE (12/07/15)
	17		at South Alabama (12/01/15)
FOULS	16		at South Alabama (12/01/15)
	16		at #12/11 Tennessee (01/07/16)
	16		ALABAMA (01/21/16)
	16		at Arkansas (01/28/16)

2015-16 Univ. of Florida  
Florida Player High/Low Analysis (as of Feb 04, 2016)  
All games

Florida - INDIVIDUAL GAME HIGHS

Points	21		Christinaki,Eleanna at Wisconsin (12/10/15)
	21		Williams,Ronni vs #6/7 Florida State (11/16/15)
	20		Williams,Ronni vs #12/11 Texas A&M (02/04/16)
	20		Westbrook,Simone vs #12 Kentucky (01/31/16)
	20		Fleming,Tyshara vs Saint Francis (12/20/15)
	20		Peoples,Cassie at Wisconsin (12/10/15)
	20		Lorenzen,Haley vs Ball State (11/27/15)
Field Goals Made	9		Lorenzen,Haley vs #12 Kentucky (01/31/16)
	9		Lorenzen,Haley vs Ball State (11/27/15)
	9		Williams,Ronni vs #6/7 Florida State (11/16/15)
Field Goal Att.	16		Peoples,Cassie vs Georgia (01/14/16)
	16		Christinaki,Eleanna at #12/11 Tennessee (01/07/16)
	16		Williams,Ronni vs #6/7 Florida State (11/16/15)
FG Pct (min 5 made)	.875	(7-8)	Lorenzen,Haley vs Arkansas State (12/07/15)
	.833	(5-6)	Batchelor,Carla vs #12 Kentucky (01/31/16)
	.833	(5-6)	Miller,January vs UCF (12/30/15)
	.833	(5-6)	Christinaki,Eleanna vs Robert Morris (12/13/15)
3-Point FG Made	5		Needles,Carlie at #12/11 Tennessee (01/07/16)
	4		Needles,Carlie at South Alabama (12/01/15)
	4		Needles,Carlie vs Ball State (11/27/15)
3-Point FG Att.	12		Needles,Carlie vs Ball State (11/27/15)
	11		Needles,Carlie at South Alabama (12/01/15)
3-Pt FG Pct (min 2 made)	1.000	(2-2)	Needles,Carlie vs #12/11 Texas A&M (02/04/16)
	1.000	(2-2)	Anderson,Dyandria vs #12/11 Texas A&M (02/04/16)
Free Throws Made	8		Peoples,Cassie at Colorado (11/28/15)
	7		Peoples,Cassie vs NC State (12/21/15)
	7		Christinaki,Eleanna vs Arkansas State (12/07/15)
Free Throw Att.	11		Peoples,Cassie at Colorado (11/28/15)
	9		Fleming,Tyshara vs Kennesaw State (11/21/15)
FT Pct (min 3 made)	1.000	(5-5)	Needles,Carlie at #23 Mizzou (01/24/16)
	1.000	(5-5)	Christinaki,Eleanna vs NC State (12/21/15)
	1.000	(5-5)	Peoples,Cassie at Wisconsin (12/10/15)
	1.000	(4-4)	Miller,January vs #12 Kentucky (01/31/16)
	1.000	(4-4)	Peoples,Cassie at Ole Miss (01/10/16)
	1.000	(4-4)	Fleming,Tyshara at Ole Miss (01/10/16)
	1.000	(4-4)	Lorenzen,Haley vs #8 Mississippi State (01/03/16)
	1.000	(4-4)	Westbrook,Simone vs NC State (12/21/15)
	1.000	(4-4)	Dimaite,Viktorija vs Saint Francis (12/20/15)
	1.000	(4-4)	Copeland,Brooke vs Saint Francis (12/20/15)
	1.000	(4-4)	Miller,January vs Robert Morris (12/13/15)
	1.000	(4-4)	Williams,Ronni vs Arkansas State (12/07/15)
	1.000	(4-4)	Westbrook,Simone vs Ball State (11/27/15)
	1.000	(4-4)	Anderson,Dyandria vs Ball State (11/27/15)
	1.000	(4-4)	Williams,Ronni vs Ball State (11/27/15)
	1.000	(3-3)	Williams,Ronni at Ole Miss (01/10/16)
	1.000	(3-3)	Christinaki,Eleanna vs UCF (12/30/15)
	1.000	(3-3)	Batchelor,Carla vs Savannah State (11/24/15)
	1.000	(3-3)	Williams,Ronni vs #6/7 Florida State (11/16/15)
Rebounds	15		Williams,Ronni vs #12/11 Texas A&M (02/04/16)
	12		Williams,Ronni at Ole Miss (01/10/16)
	12		Williams,Ronni vs #8 Mississippi State (01/03/16)
	12		Williams,Ronni at South Alabama (12/01/15)
Assists	11		Christinaki,Eleanna vs #12 Kentucky (01/31/16)

	10	Christinaki,Eleanna at Ole Miss (01/10/16)
	10	Anderson,Dyandria vs Ball State (11/27/15)
Steals	6	Westbrook,Simone vs UCF (12/30/15)
	6	Westbrook,Simone vs Saint Francis (12/20/15)
	6	Westbrook,Simone at Wisconsin (12/10/15)
	6	Westbrook,Simone vs Savannah State (11/24/15)
Blocked Shots	5	Fleming,Tyshara at Temple (11/13/15)
	4	Fleming,Tyshara vs #8 Mississippi State (01/03/16)
Turnovers	7	Christinaki,Eleanna vs Alabama (01/21/16)
	7	Peoples,Cassie vs #8 Mississippi State (01/03/16)
	7	Westbrook,Simone vs NC State (12/21/15)
Fouls	5	Williams,Ronni vs #12/11 Texas A&M (02/04/16)
	5	Williams,Ronni at Arkansas (01/28/16)
	5	Miller,January at #23 Mizzou (01/24/16)
	5	Williams,Ronni vs Georgia (01/14/16)
	5	Christinaki,Eleanna vs Georgia (01/14/16)
	5	Fleming,Tyshara at #12/11 Tennessee (01/07/16)
	5	Westbrook,Simone vs #8 Mississippi State (01/03/16)
	5	Lorenzen,Haley vs NC State (12/21/15)
	5	Miller,January vs Saint Francis (12/20/15)
	5	Williams,Ronni at Wisconsin (12/10/15)
	5	Williams,Ronni at South Alabama (12/01/15)
	5	Williams,Ronni at Colorado (11/28/15)
	5	Fleming,Tyshara vs #6/7 Florida State (11/16/15)
	5	Lorenzen,Haley vs #6/7 Florida State (11/16/15)
	5	Williams,Ronni at Temple (11/13/15)
	5	Miller,January at Temple (11/13/15)
Minutes	37	Christinaki,Eleanna at Arkansas (01/28/16)
	36	Needles,Carlie at South Alabama (12/01/15)
	35	Anderson,Dyandria at South Alabama (12/01/15)
	34	Lorenzen,Haley vs Arkansas State (12/07/15)
	33	Christinaki,Eleanna vs #12 Kentucky (01/31/16)
	33	Needles,Carlie at #23 Mizzou (01/24/16)



2015-16 Univ. of Florida  
Florida Opponent High/Low Analysis (as of Feb 04, 2016)  
All games

OPPONENT INDIVIDUAL GAME HIGHS

Points	32		FITZGERALD, Feyonda at Temple (11/13/15)
	31		Courtney Walker vs #12/11 Texas A&M (02/04/16)
	28		Lewis, Zykira vs UCF (12/30/15)
	27		Epps, Makayla vs #12 Kentucky (01/31/16)
	23		Knight, Meoshonti vs Alabama (01/21/16)
	23		Tiaria Griffin vs Georgia (01/14/16)
	23		Jessica Kovatch vs Saint Francis (12/20/15)
Field Goals Made	14		Courtney Walker vs #12/11 Texas A&M (02/04/16)
	11		FITZGERALD, Feyonda at Temple (11/13/15)
Field Goal Att.	27		Courtney Walker vs #12/11 Texas A&M (02/04/16)
	22		Lewis, Zykira vs UCF (12/30/15)
FG Pct (min 5 made)	.833	(5-6)	Khaalia Hillsman vs #12/11 Texas A&M (02/04/16)
	.833	(5-6)	Bennett, Renee vs Ball State (11/27/15)
3-Point FG Made	5		Lewis, Zykira vs UCF (12/30/15)
	5		Jessica Kovatch vs Saint Francis (12/20/15)
3-Point FG Att.	13		Lewis, Zykira vs UCF (12/30/15)
	13		Jessica Kovatch vs Saint Francis (12/20/15)
3-Pt FG Pct (min 2 made)	1.000	(4-4)	BUTTS, Alliya at Temple (11/13/15)
	1.000	(2-2)	Epps, Makayla vs #12 Kentucky (01/31/16)
	1.000	(2-2)	YOUNG, Clara vs Kennesaw State (11/21/15)
	1.000	(2-2)	WALKER, Iceis vs Kennesaw State (11/21/15)
Free Throws Made	8		CUNNINGHAM, Sophie at #23 Mizzou (01/24/16)
	8		Tiaria Griffin vs Georgia (01/14/16)
	8		FITZGERALD, Feyonda at Temple (11/13/15)
Free Throw Att.	11		Alston, Alissa at Ole Miss (01/10/16)
	10		Tiaria Griffin vs Georgia (01/14/16)
	10		Victoria Vivians vs #8 Mississippi State (01/03/16)
FT Pct (min 3 made)	1.000	(8-8)	CUNNINGHAM, Sophie at #23 Mizzou (01/24/16)
	1.000	(8-8)	FITZGERALD, Feyonda at Temple (11/13/15)
	1.000	(7-7)	COVILE, Erica at Temple (11/13/15)
	1.000	(6-6)	Jennifer Mathurin vs NC State (12/21/15)
	1.000	(6-6)	Swan, Jamee at Colorado (11/28/15)
	1.000	(4-4)	ROBINSON, Juanita at #23 Mizzou (01/24/16)
	1.000	(4-4)	DeShields, Diamond at #12/11 Tennessee (01/07/16)
	1.000	(4-4)	Ashley Williams vs NC State (12/21/15)
	1.000	(4-4)	Jessica Kovatch vs Saint Francis (12/20/15)
	1.000	(4-4)	Leonard, Kennedy at Colorado (11/28/15)
	1.000	(4-4)	Morrison, Jill vs Ball State (11/27/15)
	1.000	(4-4)	FRYE, Karly vs Kennesaw State (11/21/15)
	1.000	(4-4)	Leticia Romero vs #6/7 Florida State (11/16/15)
	1.000	(3-3)	Courtney Walker vs #12/11 Texas A&M (02/04/16)
	1.000	(3-3)	Jasmine Lumpkin vs #12/11 Texas A&M (02/04/16)
	1.000	(3-3)	Graves, Bashaara at #12/11 Tennessee (01/07/16)
Rebounds	19		Graves, Bashaara at #12/11 Tennessee (01/07/16)
	14		Adut Bulgak vs #6/7 Florida State (11/16/15)
Assists	8		Grande, Carmen vs Ball State (11/27/15)
	6		Gill, Brittney vs Arkansas State (12/07/15)
Steals	6		Courtney Walker vs #12/11 Texas A&M (02/04/16)
	6		Knight, Meoshonti vs Alabama (01/21/16)
Blocked Shots	4		JACKSON, Jessica at Arkansas (01/28/16)
	4		DAVIS, Tiyonda vs Savannah State (11/24/15)
Turnovers	10		Miah Spencer vs NC State (12/21/15)
	9		Thompson, Janee vs #12 Kentucky (01/31/16)

	9	Katie Reese vs Saint Francis (12/20/15)
Fouls	5	Chelsea Jennings vs #12/11 Texas A&M (02/04/16)
	5	Morris, Maci vs #12 Kentucky (01/31/16)
	5	Thompson, Janee vs #12 Kentucky (01/31/16)
	5	CUNNINGHAM, Sophie at #23 Mizzou (01/24/16)
	5	HYDER, Alexis vs LSU (01/17/16)
	5	Pachis Roberts vs Georgia (01/14/16)
	5	Merritt Hempe vs Georgia (01/14/16)
	5	Sessom,Shandricka at Ole Miss (01/10/16)
	5	Muhate Pena,C at Ole Miss (01/10/16)
	5	Breanna Richardson vs #8 Mississippi State (01/03/16)
	5	Cydney Smith vs Saint Francis (12/20/15)
	5	SMITH, Megan vs Robert Morris (12/13/15)
	5	McMorris, Cayla at Wisconsin (12/10/15)
	5	Lawson, Amanda vs Arkansas State (12/07/15)
	5	Monaco, Moriah vs Ball State (11/27/15)
	5	DAVIS,Tiyonda vs Savannah State (11/24/15)
	5	SHAW,Taylor-Ashley vs Savannah State (11/24/15)
	5	EDWARDS,Jeremica vs Savannah State (11/24/15)
	5	JOHNSON, Allison vs Kennesaw State (11/21/15)
	5	MARTIN, Safiya at Temple (11/13/15)

# 2015-16 Florida Gator Basketball ... by the numbers

**Overall Record: 19-4** (Home: 11-2 Away: 6-2 Neutral: 2-0) \*\*\* **Southeastern Conference: 7-3** (Home: 4-2 \* Away: 3-1)

Largest Margin of Victory: 65 points (99-34 vs Savannah St., 11/24/15)

[under Butler: 65 points (99-34 vs Savannah St., 11/24/15);  
57 pts (95-38 vs. Alabama St., 12/20/10)]

Largest Margin of Defeat: 15 pts (79-64 at Mizzou, 1/24/16)

[under Butler: 43 points (83-40 vs. Tennessee, 1/13/11)]

Smallest Margin of Victory: 2 points (83-81 vs. Texas A&M, 12/7/15)

[under Butler: 2 points-6 times (83-81 vs. Texas A&M, 12/7/15; 67-65 OT vs  
Georgetown 12/28/13; 67-65 at Charlotte, 3/27/13; 66-64 vs NC State,  
1/23/12; 65-63 vs. S. Carolina, 1/9/11; 77-75 at UAB, 12/3/08)]

Smallest Margin of Defeat: 6 pts (2x: 76-70 v. MissSt, 1/3/16; 97-91 at Temple, 11/13/15)

[under Butler: 1 point (4 times: 76-75 OT vs. Vanderbilt, 2/19/15 ; 73-72, 2ot at  
Arkansas, 1/28/12; 59-58 vs. Kentucky, 1/20/11; 74-73 at DePaul, 11/18/10)]

Average Margin of Victory: 18.2 points (345 total points in 19 games)

[under Butler: 14.3 (2,452 total points in 172 games)]

Average Margin of Defeat: 9.3 points (37 total points in 4 games)

[under Butler: 11.5 (1,326 total points in 115 games)]

Largest Lead in a game: 66 pts (2:03/4th Quarter vs Savannah St, 11/21/15)

[under Butler: 66 pts (2:03/4th Quarter vs Savannah St, 11/21/15)  
entering season was 57 points (twice)]

Largest Deficit in a game: 21 pts (3:28/3Q vs. Georgia, 1/14/16)

[under Butler: 45 points (1:40/2nd half vs. Tennessee 1/13/11)]

Largest Deficit and won: 15 pts (8:57/2nd Q vs. Florida State, 11/16/15)

[under Butler: 17 points (halftime at Ole Miss, 3/2/08)]

Largest Lead and lost: 9 pts (7:58/2nd Quarter at Temple, 11/13/15)

[under Butler: 17 pts (18:58/2nd half at Charlotte, 3/24/11)]

UF when leading at half: 10-0 (131-22)

UF when trailing at half: 6-3 (28-89)

UF when tied at half: 3-1 (13-5)

## SCORING

UF when scoring in 30's: 0-0 (0-3)

UF when scoring in 40's: 0-0 (0-14)

UF when scoring in 50's: 1-0 (13-40)

UF when scoring in 60's: 0-2 (37-35)

UF when scoring in 70's: 6-1 (59-19)

UF when scoring in 80's: 8-0 (46-2)

UF when scoring in 90's: 3-1 (13-2)

UF when scoring in 100's: 1-0 (3-0)

UF when outscoring opponent: 19-0 (172-0)

UF when opponent scores in 30's: 1-0 (7-0)

UF when opponent scores in 40's: 1-0 (17-1)

UF when opponent scores in 50's: 2-0 (58-10)

UF when opponent scores in 60's: 6-0 (51-38)

UF when opponent scores in 70's: 8-3 (33-36)

UF when opponent scores in 80's: 1-0 (5-25)

UF when opponent scores in 90's: 0-1 (0-5)

UF when opponent scores in 100's: 0-0 (0-1)

**First record is  
during 2015-16  
season (second  
is UF's all-time re-  
cord under Coach  
Amanda Butler)**

## SHOOTING PERCENTAGE

UF when shooting at least 40%: 16-1 (135-41)

UF when shooting less than 40%: 3-3 (38-75)

UF when opponent shoots at least 40%: 8-4 (57-96)

UF when opponent shoots less than 40%: 11-0 (113-20)

## INDIVIDUAL SCORING

UF when Florida player scores 20 points or more: 6-0 (54-27)

UF when no Florida player scores at least 20 points: 13-4 (118-87)

UF when opposing player scores 20 points or more: 7-4 (55-62)

UF when no opposing player scores at least 20 points: 12-0 (117-54)

UF when 0 Gators score in double-figures: 0-0 (0-7)

UF when 1 Gator scores in double-figures: 1-0 (9-18)

UF when 2 Gators score in double-figures: 3-3 (29-33)

UF when 3 Gators score in double-figures: 5-1 (63-43)

UF when 4 Gators score in double-figures: 7-0 (52-14)

UF when 5 Gators score in double-figures: 3-0 (16-1)

UF when 6 Gators score in double-figures: 0-0 (1-0)

UF when 7 Gators score in double-figures: 0-0 (2-0)

## 3-POINT SHOOTING

UF when making 5 or more three-point shots: 13-3 (119-64)

UF when making less than 5 three-point shots: 6-1 (53-52)

UF when opponent makes 5 or more three-point shots: 11-2 (89-77)

UF when opponent makes less than 5 three-point shots: 8-2 (83-39)

## FREE THROWS

UF when attempting 20 or more free throws: 13-4 (93-34)

UF when attempting less than 20 free throws: 6-0 (79-82)

UF when opponent attempts 20 free throws or more: 10-4 (54-72)

UF when opponent attempts less than 20 free throws: 9-0 (118-44)

UF when attempting more free throws than opponent: 11-1 (109-32)

UF when opponent attempts more free throws than UF: 8-3 (56-81)

UF when attempting same number of free throws: 0-0 (7-3)

## FREE THROW PERCENTAGE

UF when FT% is higher than 68%: 9-1 (96-60)

UF when FT% is 68% or lower: 10-3 (76-57)

UF when opponent FT% is higher than 68%: 8-3 (78-68)

UF when opponent FT% is 68% or lower: 11-1 (104-48)

## TEAM REBOUNDING

UF when outrebounding opponent: 12-1 (121-42)

UF when outrebounded by opponent: 6-3 (47-71)

UF when rebounds are equal: 1-0 (4-3)

## ASSISTS

UF when Florida has 15 or more assists: 11-1 (93-20)

UF when Florida has less than 15 assists: 8-3 (79-96)

UF when opponent has 15 or more assists: 5-2 (21-60)

UF when opponent has less than 15 assists: 14-2 (151-56)

## TURNOVERS

UF when committing 17 turnovers or less: 6-0 (91-48)

UF when committing more than 17 turnovers: 12-4 (81-68)

UF when forcing less than 17 opponent turnovers: 1-0 (42-51)

UF when forcing at least 17 opponent turnovers: 18-4 (130-65)

## ATTENDANCE

UF when home attendance is 2,000 or higher: 2-0 (18-13)

UF when home attendance is less than 2,000: 9-2 (87-27)

UF when road attendance is 2,000 or higher: 3-1 (20-47)

UF when road attendance is less than 2,000: 3-1 (28-16)

UF when neutral site attendance is 2,000 or higher: 1-0 (9-8)

UF when neutral site attendance is less than 2,000: 1-0 (11-5)

## SCHEDULING

UF on Sunday: 5-2 (56-41) on Thursday: 5-1 (36-40)

on Monday: 3-0 (18-4) on Friday: 1-1 (19-17)

on Tuesday: 2-0 (17-7) on Saturday: 2-0 (17-2)

on Wednesday: 1-0 (10-4)

## UNIFORM COLORS

When wearing.... [all-time under Butler]

White: 13-2 overall (11-2 home; 0-0 away; 2-0 neutral)

[105-41 overall (93-35 home; 0-1 away; 12-5 neutral)]

Blue: 3-2 overall (0-0 home; 3-2 away; 0-0 neutral)

[27-39 overall (0-0 home; 25-38 away; 2-1 neutral)]

Black: 3-0 overall (0-0 home; 3-0 away; 0-0 neutral)

[21-23 overall (2-0 home; 15-19 away; 4-4 neutral)]

Orange: 0-0 overall (0-0 home; 0-0 away; 0-0 neutral)

[5-1 overall (4-0 home; 1-0 away; 0-1 neutral)]

Pink: 0-0 overall (0-0 home; 0-0 away; 0-0 neutral)

[4-2 overall (3-1 home; 1-1 away; 0-0 neutral)]

## BENCH WORK

UF when UF bench outscored opponent bench: 16-3 (129-60)

UF when Opponent bench outscored UF bench: 3-1 (38-49)

Bench Scoring is equal: 0-0 (5-7)

UF when UF bench outrebounds opponent bench: 16-1 (107-57)

UF when Opponent bench outrebounds UF bench: 2-2 (46-50)

Bench Rebounds are equal: 1-1 (9-9)

# 2015-16 Florida Gators Season & Career Highs

(players listed, alphabetically)

## #11 Dyandria Anderson

2015-16 Season	Career Highs
Pts 13 at South Alabama, 12/1/15	same
Rbs 10 at South Alabama, 12/1/15	same
Ast 10 vs. Ball State, 11/27/15	same
Stl 4-2x last vs Robt Morris 12/13/15	same
Blk 1-7x last vs. Texas A&M, 2/4/16	1-10x last vs. Texas A&M, 2/4/16
Min 35 at South Alabama, 12/1/15	same
FG 5-3x last at Ole Miss, 1/10/16	same
FGA 12 at South Alabama, 12/1/15	same
3FG 2-2x last vs. Texas A&M, 2/4/16	same
3FGA 3-3x last vs Robt Morris 12/13/15	same
FT 4 vs. Ball State, 11/27/15	5 vs. Char.So. 11/25/14
FTA 4-2x last vs. Texas A&M, 2/4/16	6 vs. Char.So. 11/25/14

**Dbl Fig Scoring Games - 5 in 2015-16 & Career**

## #32 Carla Batchelor

2015-16 Season	Career Highs
Pts 12-2x last vs. Kentucky, 1/31/16	same
Rbs 8-2x last vs. Alabama, 1/21/15	same
Ast 2-2x last at Arkansas, 1/28/16	2-3x last at Arkansas, 1/28/16
Stl 2-2x last vs. Texas A&M, 2/4/16	2-4x last vs. Texas A&M, 2/4/16
Blk 3 at Arkansas, 1/28/16	same
Min 26 at Arkansas, 1/28/16	same
FG 5-2x last vs. Kentucky, 1/31/16	same
FGA 12 at Arkansas, 1/28/16	same
3FG 3 at Arkansas, 1/28/16	same
3FGA 6 at Arkansas, 1/28/16	same
FT 3-3x last vs. SavannahSt, 11/24	5 at Florida State 12/7/14
FTA 6 vs. Florida St., 11/16/15	6-2x last vs. Florida St., 11/16/15

**Dbl Fig Scoring Games - 3 in 2015-16 & 4 in Career**

## #21 Eleanna Christinaki

2015-16 Season & Career Highs
Pts 21 at Wisconsin, 12/10/15
Rbs 10 vs. UCF 12/30/15
Ast 11 vs. Kentucky, 1/31/16
Stl 4 vs. Florida St., 11/16/15
Blk 1-2x last vs. Ball State, 11/27/15
Min 37 at Arkansas, 1/28/16
FG 8 at Tennessee, 1/7/16
FGA 16 at Tennessee, 1/7/16
3FG 2-2x last at Mizzou, 1/24/16
3FGA 5 vs. Georgia, 1/14/16
FT 6-2x last vs. Alabama, 1/21/15
FTA 8 at Wisconsin, 12/10/15

**Dbl Fig Scoring Games - 13 in 2015-16 & in Career**

## #23 Brooke Copeland

2015-16 Season	Career Highs
Pts 9 v. SaintFrancis 12/20/15	15 vs. Char.So. 11/25/14
Rbs 6-2x last v. SaintFrancis 12/20/15	8 vs. Georgia 3/1/15
Ast 3 at Temple, 11/13/15	4 at Kentucky 1/15/15
Stl 3 at Temple, 11/13/15	same
Blk 3 vs. SaintFrancis 12/20/15	same
Min 20 at Temple, 11/13/15	38 at Kentucky 1/15/15
FG 2 at Temple, 11/13/15	4-4x last at MissState, 2/15/15
FGA 5 at Temple, 11/13/15	9-2x last v. So.Carolina, 1/19/15
3FG 2 at Temple, 11/13/15	4 at Auburn 1/4/15
3FGA 4 at Temple, 11/13/15	8 at Auburn 1/4/15
FT 1 vs. SavannahSt, 11/24	5 vs. Char.So. 11/25/14
FTA 2 vs. SavannahSt, 11/24	6 vs. Char.So. 11/25/14

**Dbl Fig Scoring Games - 0 in 2015-16 & 4 in Career**

## #15 Viktorija Dimaite

2015-16 Season	Career Highs
Pts 6-2x last at Colorado, 11/28/15	same
Rbs 4 at Ole Miss, 1/10/16	4-2x last at Ole Miss, 1/10/16
Ast	2 vs. Southern U. 12/21/14
Stl 1 vs. Alabama, 1/21/15	1-5x last vs. Alabama, 1/21/15
Blk 2 vs Robt Morris 12/13/15	same
Min 13 vs Robt Morris 12/13/15	13-2x last vs Robt Morris 12/13/15
FG 3 at Colorado, 11/28/15	same
FGA 3-2x last at South Alabama, 12/1	3-4x last at So.Alabama, 12/1/15
3FG 1 vs. SavannahSt, 11/24	same
3FGA 2 at South Alabama, 12/1/15	same
FT 2-2x last at Ole Miss, 1/10/16	same
FTA 4 vs. SavannahSt, 11/24/15	same

**Dbl Fig Scoring Games - 0 in 2015-16 & Career**

## #24 Tyshara Fleming

2015-16 Season & Career Highs
Pts 20 svs. Colorado State, 12/13/15
Rbs 9 vs. UCF 12/30/15
Ast 2 at Temple, 11/13/15
Stl 4 at Tennessee, 1/7/16
Blk 5 at Temple, 11/13/15
Min 18-2x last at Mizzou, 1/24/16
FG 5 vs. SavannahSt, 11/24
FGA 8 vs. KennesawSt, 11/21
3FG
3FGA
FT 4 at Ole Miss, 1/10/16
FTA 9 vs. KennesawSt, 11/21/15

**Dbl Fig Scoring Games - 3 in 2015-16 & in Career**

## #44 Haley Lorenzen

2015-16 Season	Career Highs
Pts 20 vs. Ball State, 11/27/15	same
Rbs 9-2x last at Arkansas, 1/28/16	9-3x last at Arkansas, 1/28/16
Ast 2-2x last at Ole Miss, 1/10/16	2-5x last at Ole Miss, 1/10/16
Stl 2-3x last vs. Alabama, 1/21/15	3 vs. Char.So. 11/25/14
Blk 3 at Temple, 11/13/15	3-6x last at Temple, 11/13/15
Min 34 vs. Arkansas St, 12/7/15	same
FG 9-2x last vs. Kentucky, 1/31/16	same
FGA 12-2x last vs. UCF 12/30/15	13 at Texas A&M 2/22/15
3FG	0
3FGA	0
FT 5-2x last vs Robt Morris 12/13/15	same
FTA 8 vs Robt Morris 12/13/15	same

**Dbl Fig Scoring Games - 7 in 2015-16 & 14 in Career**

## #3 January Miller

2015-16 Season	Career Highs
Pts 16 vs. SavannahSt, 11/24	22 at Troy, 12/4/13
Rbs 6 at Colorado, 11/28/15	10 vs MissState 1/2/14
Ast 5 vs. Kentucky, 1/31/16	7 vs. St. Francis 12/17/13
Stl 4-2x last vs. Kentucky, 1/31/16	5 vs. St. Francis 12/17/13
Blk 1-2x last vs. Georgia, 1/14/16	2 vs Ole Miss, 1/24/13
Min 22 vs. MissState, 1/3/16	37 vs. Georgetown 12/28/13
FG 5-3x last at Tennessee, 1/7/16	7-3x last at Troy, 12/4/13
FGA 11 vs. SavannahSt, 11/24	19 vs. St. Francis 12/17/13
3FG 3-2x last vs. UCF 12/30/15	4 vs. Florida St. 11/21/13
3FGA 4-2x last vs. UCF 12/30/15	5-6x last at Mizzou 1/11/15
FT 6 vs. Ball State, 11/27/15	7 vs. Kentucky 2/9/14
FTA 8 vs. Ball State, 11/27/15	11 vs. Kentucky 2/9/14

**Dbl Fig Scoring Games - 5 in 2015-16 & 38 in UF Career**

**20-Point Scoring Games - 0 in 2015-16 & 2 in UF Career**

**Dbl Fig Rebounding Games - 0 in 2015-16 & 1 in UF Career**

**Double-Doubles - 0 in 2015-16 & 1 in UF Career**



# 2015-16 Florida Gators Season & Career Highs

(players listed, alphabetically)

## #4 Carlie Needles

2015-16 Season	Career Highs
Pts 17 vs. MissState, 1/3/16	27 vs. North Fla., 11/19/12
Rbs 6 at Ole Miss, 1/10/16	14 vs. Char.So. 11/25/14
Ast 4 vs. Robt Morris 12/13/15	8 vs. Alabama, 2/3/13
Stl 4-2x last at Ole Miss, 1/10/16	7 vs. Char.So. 11/25/14
Blk	1-2x last at Vanderbilt 2/27/14
Min 36 at South Alabama, 12/1/15	41 vs. Vanderbilt 2/19/15
FG 6 vs. MissState, 1/3/16	9 vs. North Fla., 11/19/12
FGA 15-2x last vs. MissState, 1/3/16	17 vs. North Fla., 11/19/12
3FG 5 at Tennessee, 1/7/16	9* vs. North Fla., 11/19/12
3FGA 12 vs. Ball State, 11/27/15	17 vs. North Fla., 11/19/12
FT 5 at Mizzou, 1/24/16	8 vs. Arkansas 1/25/15
FTA 5-2x last at Mizzou, 1/24/16	8 vs. Arkansas 1/25/15

**Dbl Fig Scoring Games - 6 in 2015-16 & 32 in UF Career**

**Dbl Fig Rebounding Games - 0 in 2015-16 & 1 in Career**

\*Gator Program Record

## #13 Cassie Peoples

2015-16 Season	Career Highs
Pts 20 at Wisconsin, 12/10/15	24 vs. FIU, 12/21/13
Rbs 5 vs. Robt Morris 12/13/15	6 at Mizzou 1/11/15
Ast 8 at Temple, 11/13/15	8-2x last at MissState, 2/15/15
Stl 2-5x last at Tennessee, 1/7/16	6 vs. St. Francis 12/17/13
Blk 2 at Temple, 11/13/15	same
Min 32 at Temple, 11/13/15	40 vs. Vanderbilt 2/19/15
FG 7-2x last at Wisconsin, 12/10/15	10 vs. FIU, 12/21/13
FGA 16 vs. Georgia, 1/14/16	20 vs. MissState 1/2/14
3FG 3-2x last vs. Georgia, 1/14/16	5-2x last vs. Va. Tech 12/1/14
3FGA 7 vs. Georgia, 1/14/16	9 vs. Kentucky, 3/7/14
FT 8 at Colorado, 11/28/15	11 at Georgetown 11/28/14
FTA 11 at Colorado, 11/28/15	14 at Georgetown 11/28/14

**Dbl Fig Scoring Games - 9 in 2015-16 & 41 in Career**

**20-Point Scoring Games - 1 in 2015-16 & 5 in Career**

## #20 Simone Westbrook

2015-16 Season & Career Highs
Pts 20 vs. Kentucky, 1/31/16
Rbs 6-2x last vs. Alabama, 1/21/15
Ast 8 vs. SavannahSt, 11/24
Stl 6-3x last vs. UCF 12/30/15
Blk 1 at Ole Miss, 1/10/16
Min 29 vs. Kentucky, 1/31/16
FG 7 vs. Kentucky, 1/31/16
FGA 12 vs. Ball State, 11/27/15
3FG 3-4x last vs. Kentucky, 1/31/16
3FGA 6-2x last vs. Alabama, 1/21/15
FT 6 at Wisconsin, 12/10/15
FTA 8 at Wisconsin, 12/10/15

**Dbl Fig Scoring Games - 8 in 2015-16 & in Career**

## Double-Doubles

**Dyandria Anderson (1 in career) Ronni Williams (12 in career)**

**1 in 2015-16**

South Alabama 13 pts-10 reb

**Eleanna Christinaki (2 in career)**

**2 in 2015-16**

vs. UCF 14 pts-10 reb

KENTUCKY 12 pts-11 ast

**January Miller (1 in career)**

**1 in 2013-14**

MISSISSIPPI ST 12 pts-10 reb

**7 in 2015-16**

FLORIDA STATE 21 pts-10 reb

KENNESAW STATE 14 pts-10 reb

SAVANNAH STATE 16 pts-10 reb

at South Alabama 14 pts-12 reb

MISSISSIPPI STATE 11 pts-12 reb

at Ole Miss 11 pts-12 reb

TEXAS A&M 20 pts-15 reb

**2 in 2014-15**

TENNESSEE 11 pts-13 reb

vs. Auburn (SEC) 16 pts-12 reb

**3 in 2013-14**

BETHUNE-COOK 15 pts-17 reb

FLORIDA STATE 14 pts-12 reb

at Kentucky 19 pts-10 reb

## #1 Ronni Williams

2015-16 Season	Career Highs
Pts 21 vs. Florida St., 11/16/15	same
Rbs 15 vs. Texas A&M, 2/4/16	17 vs. Bethune-Cookman 11/8/13
Ast 4 vs. Georgia, 1/14/16	5 at Ole Miss 2/2/14
Stl 3-2x last vs. Kentucky, 1/31/16	4 at MissState, 2/15/15
Blk 3 vs. SavannahSt, 11/24	5-2x last at Vanderbilt 2/27/14
Min 29-2x last at Mizzou, 1/24/16	33 vs. Tennessee 2/8/15
FG 9 vs. Florida St., 11/16/15	9-2x last vs. Florida St., 11/16/15
FGA 16 vs. Florida St., 11/16/15	17 at Texas A&M 2/22/15
3FG 1 at South Alabama, 12/1/15	1 at Kentucky, 1/5/14
3FGA 2 vs. Florida St., 11/16/15	1-6x last vs. Tennessee 2/8/15
FT 6 vs. Texas A&M, 2/4/16	6-2x last vs. Texas A&M, 2/4/16
FTA 8 vs. Texas A&M, 2/4/16	10 vs. Florida St. 11/21/13

**Dbl Fig Scoring Games - 13 in 2015-16 & 45 in Career**

**Dbl Fig Rebounding Games - 8 in 2015-16 & 13 in Career**

**Double-Doubles - 7 in 2015-16 & 12 in Career**

## #2 Isis Young

2015-16 Season & Career Highs
Pts 7 at Temple, 11/13/15
Rbs 2 vs. KennesawSt, 11/21/15
Ast 2 vs. SaintFrancis (12-23-2016)13/15
Stl 1-2x last vs. UCF 12/30/15
Blk
Min 19 vs. SavannahSt, 11/24
FG 2-2x last vs. SavannahSt, 11/24
FGA 9 vs. SavannahSt, 11/24
3FG 2 at Temple, 11/13/15
3FGA 4-2x last vs. SavannahSt, 11/24
FT 1 at Temple, 11/13/15
FTA 2 at Temple, 11/13/15

**Dbl Fig Scoring Games - 0 in 2015-16 & in Career**

## UF's Individual Game Leaders

### Leading Scorer in a Game\*

	'16 Season	UF Career
Christinaki	7	same
Williams	5	14
Lorenzen	3	5
Peoples	3	17
Miller	2	15
Needles	2	9
Fleming	2	same
Westbrook	1	same
Copeland		2

### Leading Rebounder in a Game\*

	'16 Season	UF Career
Williams	12	29
Lorenzen	4	8
Anderson	2	same
Christinaki	2	same
Batchelor	2	same
Fleming	2	same
Westbrook	1	same
Miller	1	4
Needles		3
Copeland		3

### Leader with Assists in a Game\*

	'16 Season	UF Career
Christinaki	12	same
Westbrook	7	same
Needles	5	15
Peoples	3	46
Anderson	2	same
Williams	2	4
Young	1	same
Miller	1	6
Lorenzen	1	same

\*also includes games when tied

## Keeping Track

### Consecutive Games Scoring

Lorenzen	51
Williams	47
Fleming	21
Christinaki	16
Westbrook	8
Needles	4
Batchelor	3
Young	1
Peoples	1
Anderson	1
Miller	0
Copeland	0 (last 2)
Dimaite	0

### Double-Figure Scoring Games

	'16 Season	Career
Christinaki	13	same
Williams	13	45
Peoples	10	41
Lorenzen	8	15
Westbrook	8	same
Needles	6	32
Miller	5	38
Anderson	5	same
Fleming	4	same
Batchelor	3	4
Copeland		4

### Consec. Doub-Fig Scoring Games

Westbrook	3
Lorenzen	2
Williams	1
Anderson	1

# 2015-16 Florida Gators Miscellaneous Stats

## What We're Wearing

Game Date	Opponent	Jersey Color	UF Result
1 Nov. 13	at Temple	Blue	L 91-97
2 Nov. 16	#6/7 Florida State	White	W 82-72
3 Nov. 21	Kennesaw State	White	W 84-57
4 Nov. 24	Savannah State	White	W 99-34
5 Nov. 27	vs. Ball State	White	W 85-79
6 Nov. 28	at Colorado	Blue	W 83-61
7 Dec. 1	at South Alabama	Black	W 72-60
8 Dec. 7	Arkansas State	White	W 76-72
9 Dec. 10	at Wisconsin	Black	W 91-75
10 Dec. 13	Robert Morris	White	W 79-52
11 Dec. 20	Saint Francis	White	W 122-65
12 Dec. 21	N.C. State	White	W 79-72
13 Dec. 30	UCF	White	W 93-79
14 Jan. 3	#8 Mississippi State	White	L 70-76
15 Jan. 7	at #12/11 Tennessee	Blue	W 76-70
16 Jan. 10	at Ole Miss	Blue	W 85-65
17 Jan. 14	Georgia	White	L 61-71
18 Jan. 17	LSU	White	W 53-45
19 Jan. 21	Alabama	White	W 80-72
20 Jan. 24	#23/rv Missouri	Blue	L 64-79
21 Jan. 27	at Arkansas	Black	W-OT 71-66
22 Jan. 31	#12 KENTUCKY	White	W 85-79
23 Feb. 4	#12/11 Texas A&M	White	W 83-81
24 Feb. 11	at South Carolina		

## Three-Point Play Opportunities in 2015-16

	Made FG '15	FT-FTA '15	Career FGs	Career FTs
Westbrook	9	4-9	same	same
Christinaki	7	6-7	same	same
Williams	6*	3-5	27*	17-26
Peoples	5	3-5	12	8-12
Lorenzen	3	0-3	6	3-6
Anderson	2	2-2	3	2-3
Needles	1	1-1	4	4-4
Fleming	1	1-1	same	same
Miller	1	0-1	23	13-23
Batchelor	1	1-1	3	1-3
Copeland	-	-	2	2-2

	Fouled Att-3FG	FT-FTA	Career 3FGA	Career FTs
Needles	2	6-6	4	12-12
Copeland	-	-	1	2-3
Miller	-	-	2	1-6
Peoples	-	-	1	3-3

## FOUR-Point-Play Opportunities in 2015-16

	Made 3FG	FT-FTA	Career 3FGs	Career FTs
Peoples	-	-	1	1-1

\*lane violation nullified one FT attempt

## 2014-15 Starting Line-Ups

Game#	Record	Line-Up (F-F/C-G-G-G)
1-2	1-1	Williams-Lorenzen-Miller-Needles-Peoples
3-10, 13	9-0	Williams-Lorenzen-Christinaki-Needles-Anderson
11-12	2-0	Batchelor-Lorenzen-Christinaki-Needles-Anderson
14	0-1	Williams-Lorenzen-Christinaki-Miller-Anderson
15-17	2-1	Williams-Lorenzen-Christinaki-Needles-Miller
18-19, 21	3-0	Williams-Fleming-Christinaki-Needles-Westbrook
20	0-1	Williams-Fleming-Needles-Peoples-Westbrook
21-22	2-0	Williams-Lorenzen-Christinaki-Needles-Westbrook

### Consecutive Starts

Williams	11 games
Needles	9 games
Westbrook	6 games
Christinaki	3 games
Lorenzen	2 games

(Williams 22 that she has played)

### Total Career Starts at UF

Needles	83
Peoples	52
Williams	47
Miller	43
Lorenzen	40
Christinaki	20
Anderson	17
Copeland	15
Westbrook	6
Fleming	4
Batchelor	2

## Three/Four-Point Play Opportunities Game Log

Game Date	Opponent	Gator (FTs)
1 Nov. 13	at Temple	Westbrook (0-1)
2 Nov. 16	Florida State	Williams (1-1), Westbrook (1-1)
3 Nov. 21	Kennesaw State	Fleming (1-1)
4 Nov. 24	Savannah State	Needles (3-3)
5 Nov. 27	vs. Ball State	--
6 Nov. 28	at Colorado	Williams (1-1), Peoples (0-1), Christinaki (0-1)
7 Dec. 1	at South Alabma	Needles (1-1), Westbrook (0-1)
8 Dec. 7	Arkansas State	Peoples (1-2), Anderson (1-1)
9 Dec. 10	at Wisconsin	Peoples (1-1)
10 Dec. 13	Robert Morris	Christinaki (1-1)
11 Dec. 20	Saint Francis	Peoples (1-1), Westbrook (3-3), Miller (0-1)
12 Dec. 21	NC State	Christinaki (1-1)
13 Dec. 30	UCF	Christinaki (1-1), Anderson (1-1), Lorenzen (0-1)
14 Jan. 3	Mississippi State	Williams (--*)
15 Jan. 7	Tennessee	--
16 Jan. 10	Ole Miss	Batchelor (1-1), Williams (1-1)
17 Jan. 14	Georgia	Westbrook (0-1), Westbrook (0-1)
18 Jan. 17	LSU	--
19 Jan. 21	Alabama	Christinaki (1-1), Williams (0-1), Williams (0-1)
20 Jan. 24	at Mizzou	Needles (3-3)
21 Jan. 28	at Arkansas	Christinaki (1-1)
22 Jan. 31	Kentucky	Lorenzen (0-1), Westbrook (0-1), Christinaki (1-1)
23 Feb. 4	Texas A&M	Lorenzen (0-1)

\*lane violation nullified her FT attempt

## Free Throw Tracker

Current... '16 Season-High	Streak..... Made Streak... Last Attempt..... Career Best Streak
Dyandria Anderson made 1.....14..... 2/4 vs. Texas A&M..... 14	
Carla Batchelor..... made 1.....3..... 1/14 vs. Georgia..... 5	
Eleanna Christinaki made 2.....15..... 2/4 vs. Texas A&M..... 15	
Brooke Copeland... made 5..... current..... 12/20 vs Saint Francis..... 7	
Viktorija Dimaite..... made 8..... current..... 1/10 at Ole Miss..... current	
Tyshara Fleming..... missed 1.....5..... 2/4 vs. Texas A&M..... 5	
January Miller..... made 6..... 6 (2x)..... 1/31 vs. Kentucky..... 17 (in 2014-15)	
Haley Lorenzen ..... missed 2.....6..... 2/4 vs. Texas A&M..... 6	
Carlie Needles..... made 7.....14..... 1/28 at Arkansas..... 14 (2014-15)	
Cassie Peoples..... made 14.....14..... 1/28 at Arkansas..... 19 (in 2013-14)	
Simone Westbrook made 1.....10..... 2/4 vs. Texas A&M..... 10	
Ronni Williams..... missed 1.....8..... 2/4 vs. Texas A&M..... 10 (in 2013-14 into 2014-15)	
Isis Young..... made 1..... 1 (3x)..... 1/10 at Ole Miss..... current	