



MEDIA GUIDE



FLORIDA™

S O F T B A L L



SCHOOL INFORMATION

Official School Name.....	University of Florida
Location	Gainesville, Fla.
Founded.....	1853
Enrollment	49,042
President.....	Dr. W. Kent Fuchs
Nickname.....	Gators
Mascots.....	Albert and Alberta
Colors.....	Orange (PMS 172) & Blue (PMS 287)
Affiliation.....	NCAA Division I
Conference.....	Southeastern - Eastern Division
Athletics Director.....	Jeremy Foley
Senior Women's Administrator.....	Lynda Tealer
Athletics Department Phone	352.375.4683
Ticket Office Phone.....	352.375.GoUF ext. 6800

STADIUM INFORMATION

Home Field.....	Katie Seashole Pressly Stadium
Capacity	1,200
Field Dimensions	200 foul pole, 220 center
Surface.....	Grass
Press Box Phone.....	352.379.2879

COACHING STAFF

Head Coach.....	Tim Walton
.....	11th season (Oklahoma '96)
Record at UF (Years).....	552-121 (.820) (10)
Career Record (Years).....	675-185 (.785) (13)
Assistant Coaches.....	Jennifer Rocha
.....	11th season (Oklahoma '99)
.....	Sharonda McDonald
.....	First season (Texas A&M '08)
Volunteer Asst. Coach.....	Doug Mirabelli
.....	First season (Wichita State)
Athletic Trainer	Katie Davis
Strength & Conditioning.....	Paul Chandler
Program Coordinator.....	Brittany Souillard
Softball Office Phone	352.375.4683 ext. 5554
Office Fax.....	352.375.7807

PROGRAM HISTORY

First Year of Softball	1997
All-Time Program Record.....	913-368(.713)
All-Time SEC Record	344-175 (.663)
Years in WCWS/Last	7/2015
Years in NCAA Regionals/Last.....	16/2015
Record in NCAA Tournament	69-33 (.676)
Record in SEC Tournament.....	23-25 (.479)
NCAA Titles	2 (2014, 2015)
SEC Titles.....	5 (1998, 2008, 2009, 2013, 2015)

TEAM INFORMATION

2015 Overall Record.....	60-7
National Finish.....	1st
SEC Record (Finish)	18-5 (First)
Home Record	29-2
Away Record.....	13-3
Neutral Site Record.....	18-2
Postseason Record	11-2
SEC Tourney Finish	1-1/SEC Tourney Semifinalist
Final Rankings.....	No. 1 ESPN.com/USA Softball
.....	No. 1 USA Today/NFCA
NFCA All-Americans (3)	
.....	Lauren Haeger (first team)
.....	Kelsey Stewart (first team)
.....	Aleshia Ocasio (third team)
NFCA All-Southeast Region (4).....	
.....	Lauren Haeger (first team)
.....	Kirsti Merritt (first team)
.....	Aleshia Ocasio (first team)
.....	Kelsey Stewart (second team)
All-SEC First Team (3)	Lauren Haeger, Kirsti Merritt,
.....	Kelsey Stewart
2015 SEC Pitcher of the Year.....	Lauren Haeger
2015 SEC Player of the Year.....	Kelsey Stewart
SEC All-Freshman Team (2).....	Aleshia Ocasio
.....	Nicole DeWitt
SEC All-Defensive Team (2).....	Kelsey Stewart
.....	Katie Medina
SEC All-Tournament Team (2).....	Kelsey Stewart
.....	Kirsti Merritt
Letterwinners Returning/Lost.....	14/6
Position Starters Returning/Lost.....	7/2
Pitchers Returning/Lost	2/1
Newcomers.....	7

UF COMMUNICATIONS

Softball Contact.....	Will Pantages
Office Phone.....	352.692.6462
Cell Phone	352.275.3398
Office Fax.....	352.375.4809
E-Mail Address	WillP@gators.ufl.edu
Mailing Address	P.O. Box 14485
.....	Gainesville, FL 32604
Overnight Address.....	121 Gale Lemerand Dr.
.....	Central Receiving
.....	Ben Hill Griffin Stadium
.....	Gainesville, FL 32611
Athletics Website	FloridaGators.com
Weatherline	352.375.4683 ext. 3044
Twitter.....	@GatorsSB
Facebook.....	University of Florida Softball

TABLE OF CONTENTS

Media Information	3
2016 Schedule	4
Head Coach Tim Walton	5
Assistant Coach Jen Rocha.....	8
Assistant Coach Sharonda McDonald.....	9
Volunteer Assistant Doug Mirabelli	10
2016 Roster Breakdown	11
TV/Radio Roster	12
ATHLETES BIOS.....	13-42
2015 Review	43
2015 Stats & Results.....	45
Year-By-Year Results.....	49
All-Time Results & Statistical History	57
All-Time Opponents	58
Series History	59
Florida in the Polls.....	69
Florida vs. Ranked Teams.....	71
Record in Extra Inning Games	72
Biggest Wins & Losses.....	73
Honors & Awards	74
Athlete of the Week Honors	78
Team Season Records	79
Individual Records	81
Freshman Records.....	85
Sophomore Records.....	88
Junior Records.....	90
Senior Records.....	93
Year-By-Year Leaders	95
All-Time Hit Streaks.....	100
Game Records.....	101
Postseason & Monthly Records	102
2015 National Champions.....	103
All-Time Numerical Roster.....	105
All-Time Alphabetical Roster	106
All-Time UF Softball Coaches	107
KSP Stadium	108



UAA COMMUNICATIONS



Will Pantages, Assistant Director of Communications, is the primary media coordinator for the Gator softball team.

Office phone: 352.692.6462
Cell phone: 352.275.3398
Fax: 352.375.4809
E-mail: WillP@gators.ufl.edu

PRESS SERVICES

Before each series, tournament or midweek game, members of the media are supplied with game notes packages, which contain updated statistics and team information. On game day, the communications staff will distribute immediate results, notes, quotes, statistics and other information.

CREDENTIALS

Although media credentials are not required for regular season home softball games, all requests and plans to cover or photograph the event MUST be placed through Florida softball SID Will Pantages via e-mail or telephone.

INTERVIEWS

All interviews with head coach Tim Walton, student-athletes and assistant coaches must be coordinated through Will Pantages. Requests should be submitted at least 24 hours in advance. Other than post-game availability, interviews are scheduled prior to practice one day per week, typically on Tuesdays. Contact Will Pantages for updated information. Phone interviews with out-of-town media can be arranged.

TELEPHONES

Phones are available for media in the press box. Visiting radio wishing to broadcast should contact Will Pantages regarding phone lines at least one week before the game.

PARKING

Parking is available in the grass lot on the southeast side of Katie Seashole Pressly Stadium, as well as across the street near the Florida Lacrosse Complex and the Phillips Center. Passes are not required after 3:30 p.m. or on weekends.

FLORIDAGATORS.COM

Game recaps, game notes, news releases, schedules, results, statistics, history and more can be found on the University Athletic Association home page at www.FloridaGators.com.

COMPETITION FACILITY

Katie Seashole Pressly Stadium is located at the intersection of Museum road and Hull Road, across from the Florida Lacrosse Complex and the Phillips Center.

PHOTOGRAPHY

Please contact Will Pantages, or another member of the UF Communications staff on site, for information regarding shooting restrictions upon arrival at Katie Seashole Pressly Stadium.

TICKET INFORMATION

Admission to all Gator regular-season games is free. If the team plays host to postseason action, admission will be charged. Contact the UAA Ticket Office at 352.375.4683, ext. 6800 or check FloridaGators.com for more information regarding post-season ticket prices.

COMMUNICATIONS DEPARTMENT

The Communications Office is located on the third floor of Ben Hill Griffin Stadium, across Gale Lemerand Drive from the Stephen C. O'Connell Center. Enter via the stairwell to the left of Gate 1.

Phone Number: 352.375.4683, ext. 6100
Fax Number: 352.375.4809

Mailing Address:
P.O. Box 14485
Gainesville, FL 32604-2485

Communications Overnight:
121 Gale Lemerand Drive
Ben Hill Griffin Stadium/Central Receiving
Gainesville, FL 32611

COMUNICATIONS STAFF

Senior Associate Athletics Directors:
Mary Howard (Soccer, Gymnastics)
Steve McClain (Football)

Associate Directors:
Kathy Cafazzo (Women's Basketball)
John Hines (Baseball)

Assistant Directors:
Dan Apple (Football)
Will Pantages (Softball, Football)
Denver Parler (Men's Basketball)
Kelly Reynolds (Volleyball, Lacrosse)

Photographer:
Tim Casey

Social Media Manager:
Bruce Floyd

GatorZone.com Senior Writers:
Scott Carter (@GatorsScott)
Chris Harry (@GatorsChris)

Communications Interns:
Zach Dirlam (Cross Country, Track & Field)
Grace Duggan (Tennis)
Ben Schmitz (Swimming & Diving)

Communications Student Assistants:
Emily Padgett (Men's Golf)
Brianna Wigley (Women's Golf)

IMPORTANT PHONE NUMBERS

Communications Office Phone:
352.375.4683, ext. 6100

Communications Office Fax:
352.375.4809

Katie Seashole Pressly Stadium Press Box:
352.375.4683, ext. 5541

Softball Office:
352.375.4683, ext. 5554 (best time to call: mornings)



Upon request, for individuals with documented print-related disabilities, this publication is available in alternate format. Contact the UAA at (352) 375-4683 for more information. For people with speech and hearing impairments, when trying to call a department which does not list a TDD number, please contact the Florida Relay Service at 1-800-955-8771 (TDD).


MEDIA SUPPLEMENT CREDITS

The 2015 University of Florida softball media supplement was produced by the UF Communications Department. Writing and editing by Will Pantages

Photography: Brown & Co., Andrew Bruckse, Jim Burgess, Tim Casey, Andy Meng, Jason Roberts and Kelly Streeter.



2016 SCHEDULE



Front Row (L-R): Kelly Barnhill, Chelsea Herndon, Kayli Kvistad, Lily Mann, Brooke Clemens. Second row (L-R): Kirsti Merritt, Taylore Fuller, Aubree Munro, Taylor Schwarz, Kelsey Stewart. Third row (L-R): Alex Voss, Justine McLean, Amanda Lorenz, Nicole DeWitt, Aleshia Ocasio, Janell Wheaton, Delanie Gourley, Sophia Reynoso, Theresa Swertfager.

DATE	OPPONENT	LOCATION	TIME (ET)	DATE	OPPONENT	LOCATION	TIME (ET)
FEBRUARY				25 Fri	at LSU *	Baton Rouge, La.	5 PM (DH)
12-14	USF Wilson-Demarini Tournament (Tampa, Fla.)			26 Sat	at LSU *	Baton Rouge, La.	12 PM
12 Fri	vs. Illinois State	Tampa, Fla.	6:45 PM	APRIL			
13 Sat	vs. Michigan	Tampa, Fla.	11:45 AM	1 FRI	ALABAMA *	GAINESVILLE, FLA.	6 PM
14 Sun	vs. Virginia Tech	Tampa, Fla.	1:30 PM	2 SAT	ALABAMA *	GAINESVILLE, FLA.	12 PM
	at USF	Tampa, Fla.	4 PM	3 SUN	ALABAMA *	GAINESVILLE, FLA.	1 PM
17 WED	JACKSONVILLE	GAINESVILLE, FLA.	5 PM (DH)	6 Wed	at UCF	Orlando, Fla.	6 PM
19-21	Diamond 9 (Orlando, Fla.)			8 Fri	at Ole Miss *	Oxford, Miss.	7 PM
19 Fri	vs. UAB	Tampa, Fla.	3:30 PM	9 Sat	at Ole Miss *	Oxford, Miss.	7 PM
	vs. Stephen F. Austin	Tampa, Fla.	5:45 PM	10 Sun	at Ole Miss *	Oxford, Miss.	2 PM
20 Sat	vs. Omaha	Tampa, Fla.	1:15 PM	13 WED	FSU (SEC NETWORK)	GAINESVILLE, FLA.	7 PM
	vs. Elon	Tampa, Fla.	3:30 PM	16 SAT	ULL	GAINESVILLE, FLA.	1 PM (DH)
21 Sun	vs. Jacksonville State	Tampa, Fla.	12:15 PM	17 SUN	ULL	GAINESVILLE, FLA.	1 PM
25-27	Mary Nutter Collegiate Classic (Palm Springs, Calif.)			20 WED	USF	GAINESVILLE, FLA.	6 PM
25 Fri	vs. UCLA	Palm Springs, Calif.	8:30 PM	22 FRI	MISSISSIPPI STATE*	GAINESVILLE, FLA.	6 PM
	vs. North Carolina State	Palm Springs, Calif.	11 PM	23 SAT	MISSISSIPPI STATE*	GAINESVILLE, FLA.	1 PM
26 Sat	vs. Washington	Palm Springs, Calif.	6 PM	24 SUN	MISSISSIPPI STATE*	GAINESVILLE, FLA.	5 PM
	vs. Nebraska	Palm Springs, Calif.	8:30 PM	29 Fri	at Texas A&M *	College Station, Texas	7:30 PM
27 Sun	vs. Utah	Palm Springs, Calif.	12:30 PM	30 Sat	at Texas A&M *	College Station, Texas	2 PM
MARCH				MAY			
3-6	Aquafina Invitational (Gainesville, Fla.)			1 Sun	at Texas A&M *	College Station, Texas	12:30 PM
3 THURS	ILLINOIS STATE	GAINESVILLE, FLA.	6 PM	4 Wed	at Florida State	Tallahassee, Fla.	6 PM
4 FRI	FIU	GAINESVILLE, FLA.	6 PM	6 FRI	ARKANSAS *	GAINESVILLE, FLA.	6 PM
5 SAT	SOUTH ALABAMA	GAINESVILLE, FLA.	12 PM	7 SAT	ARKANSAS *	GAINESVILLE, FLA.	1 PM
	FIU	GAINESVILLE, FLA.	2:15 PM	8 SUN	ARKANSAS *	GAINESVILLE, FLA.	1 PM
6 SUN	ILLINOIS STATE	GAINESVILLE, FLA.	11:15 AM	POSTSEASON			
	FAMU	GAINESVILLE, FLA.	1:30 PM	11-14	SEC Tournament	Starkville, Miss.	
9 WED	SOUTH DAKOTA	GAINESVILLE, FLA.	4 PM (DH)	20-22	NCAA Regional	16 Campus Sites	
12 Sat	at Auburn *	Auburn, Ala.	8:30 PM	26-29	NCAA Super Regional	Eight Campus Sites	
13 Sun	at Auburn *	Auburn, Ala.	5 PM	JUNE			
14 Mon	at Auburn *	Auburn, Ala.	7 PM	2-8	Women's College World Series	Oklahoma City	
16 WED	WINTHROP	GAINESVILLE, FLA.	6 PM	> All game times are Eastern Time			
18 FRI	TENNESSEE *	GAINESVILLE, FLA.	7 PM	> * Southeastern Conference game			
19 SAT	TENNESSEE *	GAINESVILLE, FLA.	12 PM	> HOME GAME (Katie Seashole Pressly Stadium)			
20 SUN	TENNESSEE *	GAINESVILLE, FLA.	4 PM	> (DH) Doubleheader			



Tim Walton has established Florida softball as a national powerhouse in his 10 years at the helm of the Gators squad. Under Walton's tutelage, Florida became the first Southeastern Conference institution in history to earn four consecutive Women's College World Series berths (2008-11). The Orange and Blue have earned a total of seven WCWS berths since Walton's arrival, with four championship series appearances and the program's first and second national titles in 2014 and 2015.

Walton reached a career milestone when he earned career win No. 600 in just his 12th season as a head coach in 2014. Coming in his 774th game as a head coach, the Gators used an 8-0 mercy-rule victory at SEC rival Texas A&M to complete a three-game sweep on Easter Sunday, making Walton the fastest active head coach in the Southeastern Conference to reach 600 lifetime victories.

Walton enters his 11th season at Florida with a 552-121 (.820) record at the head of the Gator program and a 675-185 (.785) career record in 13 seasons as a head coach. Florida has seven 50-win and three 60-win seasons in program history, all under Walton.

In his 10 years at Florida, Walton has led the Orange and Blue to countless school and SEC records, and his squads have earned numerous firsts for the Gator softball program. In 2011, UF advanced to an unprecedented fourth straight Women's College World Series, including its second trip to the Championship Series. Working as a four-time SEC Coach of the Year, Walton has led the Gators to four SEC regular-season and three conference tournament titles. UF has made the NCAA Tournament every year of his tenure, hosted Regionals all 10 times and played host to NCAA Super Regionals seven times from 2008-15. Florida reached the pinnacle of college softball in 2014, capturing the national championship with a two-game sweep of Southeastern Conference rival Alabama in the finals. This past season in 2015, Walton and his squad won the program's second-straight national title, defeating Michigan two games to one in the final of the WCWS.

In the 34-year history of the WCWS, 12 different teams have claimed the national title. Florida joined UCLA (2003, 2004 / 1988, 1989, 1990 / 1984, 1985) and Arizona (2006, 2007 / 1996, 1997 / 1993, 1994) as the only three programs to claim NCAA titles in consecutive years.

On the softball diamond, Walton has tutored 14 Florida student-athletes to 29 NFCA All-America honors, 19 players to 44 NFCA All-Southeast Region honors, has produced 15 WCWS All-Tournament team selections (including three Most Outstanding Players), coached 19 Gator athletes to 41 All-SEC honors and racked up 17 SEC All-Tournament team honors, including three MVPs, three SEC Pitchers of the Year and four SEC Players of the Year. Most recently, Gators Kelsey Stewart and Lauren Haeger won the conference's Player and Pitcher of the Year awards in 2015, becoming UF's fourth and third honorees in program history. Additionally, Haeger brought home the 2015 Honda Sports Award, designating her as the nation's top collegiate female athlete in the sport of softball. Haeger was the second Gator to receive the Honda Award, as Kelsey Bruder was UF's first recipient in 2011. Shortly after Bruder claimed that honor, she was awarded the NCAA Today's Top VIII Award as one of the top eight NCAA athletes in the country during the 2010-11 school year.

Under Walton's direction, the Florida coaching staff has earned NFCA Southeast Regional Coaching Staff of the Year honors four times and the team was one of Easton's Teams of the Year in 2008, 2009, 2010 and 2011.

In 2015, Walton and his staff were named the NFCA Division I National Coaching Staff of the Year, the first time in school history Florida has earned this accolade.

Under Walton's watch, the Gators have shattered over 300 University of Florida records since 2006. His 2008 squad recorded an NCAA-record 70 wins and posted the best SEC record in league history at 27-1. The Orange and Blue shattered its own SEC single-season wins record with 332 in 2013, while the Gators boasted a .981 fielding percentage in 2015 committing a program-record low 33 errors during the season. Florida's 2011 squad downed eight SEC records, including four team season records for runs (508), RBI (479) and walks (322), while extending its standing single-season homers record to 124. The 2012 Gator squad set the league record for slugging percentage (.627), while the 2009 Gators became only the second team to ever register a perfect conference road record (13-0).

After winning the program's first national championship in 2014, the Gators followed that by becoming just the third program in NCAA history to win back-to-back softball titles in 2015. In the 34-year history of the WCWS, 12 different teams have claimed the national title and Florida joined UCLA (2003, 2004 / 1988, 1989, 1990 / 1984, 1985) and Arizona (2006, 2007 / 1996, 1997 / 1993, 1994) as the only three programs to claim NCAA titles in consecutive years.

Florida's 2015 season began with victories in the first 28 games, marking the best season start in history. UF used the early momentum to earn its fifth SEC championship (also: 1998, 2008, 2009, 2013). The Gators' five SEC titles are tied with Alabama and LSU for the most in the conference.

In addition, the four league crowns for the Orange and Blue since 2008 are tied with the Crimson Tide for the most in the conference during that span. After a semifinals exit from the SEC Tournament, the Gators earned the No. 1 national seed in the 2015 NCAA Tournament, marking the third time in the program history that UF had been seeded first (also: 2008, 2009). In the Gainesville Regional, the Gators defeated Florida A&M, Hofstra and Florida Atlantic to advance to the NCAA Super Regional against SEC rival Kentucky, where they won the first two games of the three-game series to advance to the 2015 Women's College World Series.

In the WCWS, UF defeated Tennessee, LSU and Auburn on its way back to the Championship Series. This season, the Gators took on Michigan in the final and won Games 1 and 3 of the series to secure their second consecutive national title. won the crown after going 5-1 at the WCWS and defeating Michigan two games to one in the final.

Florida, ranked No. 1 on the 2015 ESPN/USA Today preseason poll, became the first team to win the NCAA title after beginning the season No. 1 since Arizona in 2007.

Along the way, the Gators set school records for on-base percentage (.439), stolen-base percentage (.892), fewest errors (T-1st, 40) and double plays (28). Individually, Lauren Haeger became the third softball player to win the USA Softball National Collegiate Player of the Year, the WCWS Most Outstanding Player and the Honda Awards in the same season (also: Keilani Ricketts, Oklahoma – 2013; Danielle Lawrie, Washington – 2009). In addition, four Gators were named to the NFCA All-Southeast Region teams, highlighted by Lauren Haeger, Kirsti Merritt and Alesha Ocasio's First Team selection; in addition, Kelsey Stewart made the Second Team. Haeger, Stewart (First Team) and Ocasio (Third Team) went on to earn All-America honors.

The Orange and Blue ranked first nationally in winning percentage, they tied for first in wins, were first in fielding percentage (.981), fourth in ERA (1.63), 11th in on-base percentage (.438), 22nd in scoring (6.55 runs per game), 29th in slugging percentage (.514) and 32nd in home runs per game (1.19). Defensively, Florida's .981 fielding percentage was the best mark in school history, eclipsing the .979 mark set in 2013. The Gators committed just 33 errors in 67 games, seven fewer than any previous UF squad.

In 2014, the Orange and Blue reached the pinnacle of college softball when they swept five games at the WCWS to win UF's first national championship. Florida compiled a 10-1 record as the No. 5 National Seed in the NCAA Tournament, with the only loss coming in Game 2 of the Super Regional against Washington. The Gators shut out Florida A&M, Stetson and UCF by a combined score of 29-0 to win the Gainesville Regional as Delanie Gourley, Hannah Rogers and Lauren Haeger each pitched a complete game to blank the three Sunshine State opponents. Gourley pitched a no-hitter against the Rattlers, marking the Gators' first-ever

THE WALTON FILE

HOMETOWN: Cerritos, Calif.

COLLEGE: University of Oklahoma, Bachelor of Arts in History, 1995

FAMILY: Wife, Samantha; Children, Brooks (16), Camden (13) and Palmer (10)

RECORD AT FLORIDA: 552-121 (.820)

OVERALL RECORD: 675-185 (.785)

NCAA APPEARANCES: 2005 (at Wichita State), 2006, 2007, 2008, 2009, 2010, 2011, 2012, 2013, 2014, 2015

COACHING EXPERIENCE

2006 – present: University of Florida, Head Coach

2015 – U.S. Junior Women's National Team, Assistant Coach

2010 & 2011: USSSA Pride (NPF), Head Coach

2003-05: Wichita State University, Head Coach

1999-02: University of Oklahoma, Assistant Coach

PLAYING EXPERIENCE

1995-97: Philadelphia Phillies, drafted in the 25th round of the 1995 draft, pitched in various levels of the minor league system

1994-95: Oklahoma, two-year letterwinner

1992-93: Cerritos Junior College

COACHING ACCOLADES

Southeastern Conference Coach of the Year:

2008, 2009, 2011, 2013

NFCA Southeast Region Coaching Staff of the Year: 2007, 2008, 2009, 2011

NFCA Division I National Coaching Staff of the Year: 2015

Was an Assistant Coach on the U.S. Junior Women's National Team that won a Gold Medal at the World Baseball Softball Confederation (WBSC) Junior Women's World Championship (JWWC) in 2015.

ATHLETIC AWARDS EARNED UNDER WALTON

> Honda Sports Award Winner: Kelsey Bruder, 2011; Lauren Haeger, 2015

> NCAA Today's Top VIII Award Winner: Kelsey Bruder, 2011

> NFCA All-America: 14 players, 29 honors

> NFCA All-Southeast Region: 19 players, 44 honors

> USA Softball National Collegiate Player of the Year: Lauren Haeger 2015

> SEC Player of the Year: three players; Kristen Butler 2006, Kelsey Bruder 2011, Michelle Moultrie 2012, Kelsey Stewart 2015

> SEC Pitcher of the Year: Stacey Nelson, 2008 & 2009; Lauren Haeger, 2015

> All-SEC Selections: 19 players, 41 honors

> SEC All-Tournament Team: 17 players, 20 honors

> SEC Tournament MVP: three players; Stacey Nelson 2008, Kristina Hilberth 2009, Kirsti Merritt 2013

> SEC All-Freshmen Team: 27 players

> SEC All-Defensive Team: 11 players, 19 honors

> SEC Athlete of the Week: 54 honors

> National Player of the Week: 14 honors

> Women's College World Series All-Tournament Team: 14 athletes, 18 honors

> WCWS Most Outstanding Players: Michelle Moultrie 2011, Hannah Rogers 2014, Lauren Haeger 2015

> Lowe's Senior CLASS Award Winner: Stacey Nelson, 2009

> Lowe's Senior CLASS Award Finalists: four players; Francesca Enea 2010, Stephanie Brombacher 2011, Michelle Moultrie 2012, Kelsey Horton 2013, Hannah Rogers 2014, Kathlyn Medina 2015

ACADEMIC HONORS EARNED UNDER WALTON

> Capital One Academic All-America: eight players, 13 honors

> Capital One Academic All-District: 11 players, 21 honors

> SEC Academic Honor Roll: 48 players, 89 honors

> SEC First-Year Academic Honor Roll: 39 players





HEAD COACH TIM WALTON

postseason “no-no.” The next weekend, Florida run-ruled Washington in Games 1 and 3 of the Super Regional. After two lengthy rain delays, Kirsti Merritt launched a three-run walkoff home run in the third contest to send the Gators to Oklahoma City for the sixth time in seven years. At the WCWS, the UF defense turned a WCWS-record seven double plays, and Rogers pitched three straight shutouts against Baylor (twice) and top-ranked Oregon to set up a championship series clash with SEC rival Alabama. Florida’s senior right-hander blanked the Tide in Game 1 before all three pitchers contributed in the clincher, with Gourley earning the win in relief of Haeger and Rogers recording the save to lock up WCWS Most Outstanding Player honors and bring home the national title. During the championship season, the Gators set school records for on-base percentage (.439), stolen-base percentage (.892), fewest errors (T-1st, 40) and double plays (28).

Six Gators were named to the NFCA All-Southeast Region teams, highlighted by Lauren Haeger’s First Team selection; in addition, Hannah Rogers, Taylor Schwarz, Kelsey Stewart and Stephanie Tofft made the Second Team, while Kirsti Merritt was a Third Team choice. Stewart (First Team) and Rogers (Third Team) went on to earn All-America honors, with Rogers becoming Florida Softball’s first-ever four-time All-American. The Orange and Blue ranked among the national leaders in fielding (third, .978), runs per game (fourth, 6.91), winning percentage (seventh, .821), home runs per game (seventh, 1.33), slugging percentage (seventh, .528), ERA (15th, 1.96), and stolen bases per game (19th, 1.73). Individually, Haeger ranked sixth in the country in home runs (20), while Rogers finished tied for sixth in shutouts (12) and ninth in wins (30), and Stewart was tied for sixth in triples (six) and 19th in hitting (.438). The Gators led the SEC in wins (55), runs scored (463), RBI (433), on-base percentage (.439), total bases (913), walks (321), steals (115), ERA and opponent’s batting average (.196). Florida finished the year 22-11 against ranked opponents, including a 15-5 record against Top-25 foes after the calendar turned to April.

Walton picked up his fourth SEC Coach of the Year honor in 2013 after leading a young Gators squad to both the SEC regular-season and tournament titles en route to their fifth appearance at the WCWS in the last six years. UF played one of the most exciting WCWS games in history – a 15-inning thrilling victory against Nebraska – and finished the season ranked No. 5 in both national polls. Florida drew the largest home attendance in school history when 2,443 Orange and Blue faithful filled KSP Stadium for the showdown between the Gators and Noles, a game UF won, 7-3, in eight innings thanks to a walk-off grand slam from Briana Little. Florida paced the country with 58 wins, going 58-9, including 18-6 in Southeastern Conference play. Florida shattered its own SEC record for single-season walks (332), while downing 25 school records through the campaign. The Orange and Blue ranked second in the country in win-loss percentage (.866), fourth in fielding percentage (.979), seventh in triples per game (0.33), 11th in both ERA (1.83) and scoring (6.46) and 14th in the NCAA with 1.25 home runs per game.

The Gators earned the No. 2 National Seed, the sixth-straight national seed for UF and the third top-three tournament seed in school history.

Five Florida student-athletes were named NFCA All-Southeast Region Team members, with Lauren Haeger and Hannah Rogers representing on the First Team, both also named NFCA 2013 All-Americans, while Kelsey Horton, Kelsey Stewart and Stephanie Tofft were NFCA All-Southeast Region Second Team honorees. Freshman Kirsti Merritt became the first SEC Tournament MVP as one of UF’s four SEC All-Tournament Team members alongside fellow freshmen Taylor Schwarz, Stewart and Tofft. Florida owned a 17-6 record against Top-25 opponents in 2013 and led the SEC in 14 categories, including wins (58), runs (43), walks (332), ERA (1.83) and ranked second in fielding percentage (.979).

The 2012 season was the end of an era for the two-time Gator All-American and Academic All-American Moultrie, who went out with a bang as the 2012 SEC Player of the Year and a finalist for two major college softball awards – the 2012 Lowe’s Senior CLASS Award and USA Softball’s Player of the Year Award. Moultrie helped lead the Gators to a 48-13 overall record and a 21-7 record in SEC play for UF’s fifth-straight 20-win league campaign in school history. UF ranked seventh in the country in ERA (1.46), ninth in win-loss percentage (.787) and 15th in the nation in slugging percentage (.482). The Gators finished third in the league through the regular-season slate and advanced to the SEC Tournament Championship Game for just the fifth time in program history, the third under Walton’s tutelage, as UF’s victory over Tennessee propelled them to not only the league tourney championship game, but gave Walton his 500th career victory as a head coach.

The Orange and Blue received a NCAA Tournament bid for the 13th time in school history and the 10th straight season, as the Gators picked up the No. 5 national seed, their fifth consecutive top-five seed, and hosted a NCAA Regional for the ninth time in program history, the eighth consecutive year. UF boasted two All-Americans in Moultrie and Hannah Rogers, while Kelsey Horton and Lauren Haeger were NFCA All-Southeast Region selections. Moultrie and Horton also reeled in 2012 Academic All-America nods. The Gators had three All-SEC selections: Horton, Moultrie and Rogers, and school-record tying four All-SEC Freshman honorees. Florida set or tied eight school records through the 2012 season as Moultrie put her mark on three alone, including career batting average (.385) and career stolen bases (83) and attempts (99). Moultrie, Florida’s lone senior, compiled the second-best senior class win percentage in the country, finishing her tenure 216-41 (.840) throughout her four years on campus. The 2012 Gators paced the league in ERA (1.44) and saves (8) and ranked second in the SEC in slugging percentage (.482), on-base percentage (.396), RBI (296), homers (68) and fielding percentage (.974).

Florida finished 2011 as the No. 2 team in the country and the national runners up behind the success of a 56-13 (.811) overall record, led by the winningest class of seniors in school history. SEC Player of the Year Kelsey Bruder, Stephanie Brombacher, Megan Bush, Tiffany DeFelice and Aja Paculba put on a dominating four-year performance and concluded their careers boasting a 238-33 (.878) overall record and a 94-13 (.878) record in SEC play as UF tallied its fourth 50-win season in school history. UF paced the nation in Academic All-Americans, with four, and boasted a

nation-leading six All-Americans and Louisville Slugger/NFCA All-Southeast Region selections, the most possible for a single institution, to accompany seven All-SEC honorees, including two SEC All-Defensive team members. The 2011 Gators jumped out of the gates with a 24-0 start, the best in school history, and worked their way to a fourth straight SEC Eastern Division title, the fifth in Gator history, compiling a 21-7 league mark. The Gators downed over 40 University of Florida single-season, game and career records en route to a fourth WCWS appearance in Oklahoma City, where Cheyenne Coyle, Brittany Schutte and Bruder earned WCWS All-Tournament Team honors along with Moultrie, who was named the WCWS Most Outstanding Player.

Statistically, Florida turned in a nation-leading performance in 2011, checking in at first in the country in home runs per game (1.8) and second in slugging percentage (.588). The Gators’ 124 homers ranks fourth all-time in NCAA history and their 508 runs check in at sixth in the NCAA record books. UF paced the SEC in wins (56), slugging percentage (.588), runs (508), hits (573), RBI (479), home runs (124) and walks (322). A freshman in 2011, Rogers ranked third in the NCAA in wins (36), second among freshmen, while Schutte turned in 22 homers to rank third in the NCAA. Bush, the UF SEC career home runs leader (65), ranked fifth in the country with her 21 bombs in 2011 and first with nine sacrifice flies.

Walton’s 2010 Gators finished 49-10 with a .831 winning percentage, fourth best in the country. They made the WCWS for the third straight year, were the fourth seed in the NCAA Tournament, garnering a top-five seed for the third straight year, while reaching the quarterfinals of the 2010 WCWS in Oklahoma City. Florida finished the season ranked sixth in both the USA Today/NFCA and ESPN.com/USA Softball polls. The Gators went 20-4 in the SEC, placing second overall and first in the East Division. The 2010 squad set 28 school records, including nine single-game records and seven single-season records. As a power-hitting team, Florida set records for runs (22), hits (21), RBIs (20) and home runs (six, twice) in a game while breaking the school record for batting average (.331), runs (433), RBIs (402), total bases (936) and on-base percentage (.432). While topping the SEC record book for slugging percentage (.627), they ranked second in the nation for the power-hitting percentage while averaging 7.34 runs per game. Their 109 home runs and 1.85 homers per game ranked third in the country. Seven different Gators hit 10 grand slams, the second most in program history, while six UF batters hit home runs nine times in the same game over the 2010 season. The Gators led the SEC in batting average and ranked second in ERA (2.20), on-base percentage, runs, RBIs and total bases, while playing between two and five games fewer than other top conference teams. Walton coached Florida past the 600-win mark in program history while his players garnered two All-Americans honors, five NFCA all-Southeast Region selections, five All-SEC honors, three SEC Freshman team awards, one SEC All-Defensive team selection, two SEC All-Tournament team nods and one WCWS All-Tournament team selection.

The 2009 season brought new accomplishments and challenges for Walton’s Gators. Their .926 (63-5) winning percentage was the best in the country, as was their 0.69 ERA. Florida garnered the program’s first-ever preseason No. 1 ranking in both the USA Today/NFCA and ESPN.com/USA Softball polls and returned to the top spot for 12 weeks, including three where they tallied unanimous first-place votes. The Orange and Blue then earned the No. 1 seed for the NCAA Tournament and for the second time in program history, Florida punched its ticket to the WCWS in Oklahoma City. UF soared to new heights with its first-ever berth in the championship series, going 8-0 in games leading to the showdown. The No. 2 final ranking was the highest in the program’s history to that point.



WALTON’S YEAR-BY-YEAR RECORD

Year	Overall	Conference	NCAA Tournament
2003 (Wichita State)	39-20 (.661)	16-9 / 3rd (.640)	
2004 (Wichita State)	38-26 (.594)	15-12 / 5th (.555)	
2005 (Wichita State)	46-18 (.719)	22-4 / 2nd (.846)	Regional
2006 (Florida)	43-25 (.632)	17-13 / 5th (.567)	Regional – 16th seed
2007 (Florida)	50-22 (.694)	17-11 / 4th (.607)	Super Regional – No. 13 seed
2008 (Florida)	70-5 (.933)	27-1 / 1st (.964)	WCWS Semifinals – No. 1 seed
2009 (Florida)	63-5 (.926)	26-1 / 1st (.963)	WCWS Finals – No. 1 seed
2010 (Florida)	49-10 (.831)	20-4 / 2nd (.833)	WCWS Quarterfinals – No. 4 seed
2011 (Florida)	56-13 (.811)	21-7 / 2nd (.750)	WCWS Finals – No. 4 seed
2012 (Florida)	48-13 (.786)	21-7 / 3rd (.750)	Regional – No. 5 seed
2013 (Florida)	58-9 (.866)	18-6 / 1st (.750)	WCWS – No. 2 seed
2014 (Florida)	55-12 (.821)	15-9 / T-3rd (.625)	National Champion – No. 5 seed
2015 (Florida)	60-7 (.896)	18-5 / 1st (.783)	National Champion – No. 1 seed

123-64 (.658) overall at Wichita State – three seasons

53-25 (.679) overall in the Missouri Valley Conference – three seasons

552-121 (.820) overall at Florida – 10 seasons

200-64 (.758) overall in the Southeastern Conference – 10 seasons

64-22 (.727) overall in the NCAA Tournament – 11 appearances (one at Wichita State)

CAREER TOTAL: **675-185 (.785) OVERALL – 13 SEASONS AS A HEAD COACH**



Walton led the '09 team as it broke or tied 61 school records, including the two conference records. The Gators went 15-0 on the road and recorded only two home losses. They captured the SEC regular-season and tournament titles and set the country's longest win streak of the season at 29 games. In all, Walton coached five All-Americans, six NFCA All-Southeast Region selections, seven All-SEC honorees, the most in Florida history, two SEC Freshman team selections, four SEC All-Defensive team members, four SEC All-Tournament team members, including the tournament's MVP, two WCWS All-Tournament team members and the SEC Pitcher of the Year as Stacey Nelson repeated the accomplishment, all while earning his second SEC Coach of the Year award.

Walton set a few milestones of his own during the 2009 season, reaching 300 career wins on Feb. 27 with a 10-5 victory over Pacific in the Gators' sweep of the Cox Invitational. He also became the winningest coach in Florida's history when he tallied his 193rd victory on March 21 as the Gators downed Tennessee, 7-0. Walton surpassed former coach Karen Johns' (2001-05) previous high (192) in 76 fewer games. In the 11-2 win over Mississippi State on April 4, Walton became the first coach in program history to amass 200 wins.

Walton's third season was the true turning point for Florida softball, as the team racked up the NCAA-record 70 wins and set many firsts for the program. The 2008 squad was the first team in school history to reach the WCWS and finished 3-2 in their first appearance, notching a spot in the semifinals. The '08 Gators were also the first UF softball team to host a Super Regional, garnering the program's first-ever No. 1 seed. UF took the SEC Tournament Championship for the first time as the Gators defeated Alabama, 4-1, in the title game. They also captured the SEC title for the second time in program history with their 27-1 record, the best winning percentage (.964) and most conference wins in SEC history.

The 2008 season also saw the program's first No. 1 ranking while the team broke or tied 72 school records through the course of the year. The Gators tallied a program-high 37-game win streak and a 41-game home win streak, which spanned the 2007 and 2008 seasons. Walton also coached a school-record five players to Louisville Slugger/NFCA All-Southeast Region accolades and All-America honors. He also earned SEC Coach of the Year honors while coaching four All-SEC players, four SEC All-Defensive team members, four All-SEC Freshmen team members and the SEC Pitcher of the Year.

In Walton's second season, the Gators claimed the school's first 50-win (50-22) season and a NCAA Super Regional appearance. Florida also advanced to the SEC Tournament Championship game in 2007 for the first time since the inaugural 1997 season. In addition, two Gators earned Louisville Slugger/NFCA All-Southeast Region honors, as well as All-America accolades, becoming only the second and third players in program history to earn the high honor, with Kim Waleszonia being the first position player named to an All-America team. As a team, the Gators set 59 school records.

In his first season, Walton led the Gators to a 43-25 overall record, making him the winningest first-year head coach in program history. The 43 wins were the most by the Gators since 2000 and the .632 winning percentage was the second-best in program history. Walton led the Gators to set 26 school records. Four individuals were named to All-SEC teams, a then program high, and senior Kristen Butler became only the second Gator to earn SEC Player of the Year honors. The Gators tallied another first when they defeated a No.1-ranked team for the first time ever, beating defending national champion Michigan, 3-2, on Feb. 18, 2006.

The third head coach in the history of the Gator program, Walton came to Florida from Wichita State University, where he had been the head

coach for three seasons. In 2005, Walton led the Shockers to their first NCAA Tournament appearance in 16 years as they earned the first at-large bid in school history. Wichita State finished the 2005 season with a school record 46-18 record and broke 30 school records in the process.

Walton began his tenure at Wichita State with a bang in 2003. The team put together one of the best turnarounds in the nation that year, improving its 2002 record by 18 wins to a 39-20 overall record. The Shockers' 39 wins was a school record at that point. Under Walton's watch, Wichita State ranked among the top 30 in the nation for ERA and fielding percentage, including the fifth-best fielding percentage in 2005 (.977).

Walton has been a part of national championship teams as a baseball player, an assistant softball coach and a head softball coach. Before heading to Wichita, Walton served as an assistant softball coach for the University of Oklahoma, as the hitting coach and outfielders coach. In his four seasons at OU, the Sooners won three Big 12 titles and made three consecutive WCWS appearances, including winning the 2000 NCAA title.

Walton played baseball for two years at Cerritos Junior College in his home town of Cerritos, Calif., before transferring to Oklahoma. Walton made two trips to the College World Series as part of the Sooners pitching staff, earning the win in the 1994 national title game in a 13-5 OU victory over Georgia Tech.

As a head coach, Walton stresses academics and community involvement with his teams, as well as on-field performance. Since arriving in Gainesville, Walton has engaged his teams in the community through Shands Hospital, March of Dimes, Climb for Cancer, Habitat for Humanity, the Major League Baseball Urban Youth Academies, Ronald McDonald House and Friends of Jaclyn, among other activities. In 2009, the Gators held the inaugural "Gators Swing for Cancer" event, which annually raises money and creates awareness for a number of different Shands hospital-affiliated charities. The Gators were awarded both the 2010 and 2011 UF Life Skills Cups for having the most community service hours of any Gator athletic team in back-to-back years.

In the classroom, Walton stresses the importance of academic success, and since his arrival in Gainesville, the Gators have placed a strong emphasis on their work in the classroom. In the summer of 2012, the University of Florida softball program received public recognition from the NCAA as one of 30 Division I women's softball program's to post multiple-year Academic Progress Rate (APR) scores in the top-10 percent of all softball teams across the nation. Florida was one of just two Southeastern Conference softball programs to be honored by the NCAA for the four-year period ending in the 2010-11 academic year. The Gators struck again in the summer of 2013, and for the second consecutive year earned public recognition from the NCAA for multiple-year APR success. Florida was the only Southeastern Conference institution recognized for the 2011-12 academic year. 2014 brought a third straight APR recognition, as the Gators were one of two SEC schools to earn the distinction.

In 2009, the National Fastpitch Coaches Association announced the Gators had the fifth highest GPA in the country with a 3.49 cumulative team GPA, its highest in program history thanks to a 3.53 fall average – the highest of any UF sport – and five individual 4.0s. Since Walton took over the helm of the Gator softball program in 2006, 47 Gators have earned 82 SEC Academic Honor Roll accolades, 33 freshmen have been named to the SEC Freshman Academic Honor Roll, 11 players have been named Capital One Academic All-District selections 21 times and eight UF softball student-athletes have picked up 13 Capital One Academic All-America honors. The Gators have turned in one of the nation's top 16 GPAs in four years under Walton, while ranking in the top 30 among Division I programs two times. UF softball has a 100 percent graduation success rate for those student-athletes who started college in 2006, as calculated by the NCAA and released Oct. 25, 2013. The Gators were one of four Florida athletic teams to post a 100 percent GSR.

"The importance of academic and community involvement stresses life after softball," Walton said. "These student-athletes are going to be part of a community – it helps them learn what it takes to be good people. Being a student-athlete at the University of Florida makes you a role model. We want our team to be involved in the community and perform in the classroom to show young people that playing athletics in college is about more than what they do on the field."

In addition to his impact on the college softball, Walton's success has trickled to the national level as a school-record four Gators accepted

invitations to participate in USA Softball's 2011 Women's National Team Selection Camp, two of which were named to the Women's National Team – Moultrie and Schutte – and represented Florida and Team USA in 2011. Moultrie and Schutte reeled in the 2011 World Cup of Softball VI gold medal with the national team, and Moultrie went on to lead Team USA to a Pan American Games gold medal in October 2011 before making the Women's National Team roster again in 2012, 2013, 2014 and 2015.

Three former Gators in Cheyenne Coyle, Jessica Damico and Haeger were members of the 2011-12 US Women's Junior National Team, which contributed to Team USA's gold medal at the IX ISF Junior Women's World Championship in Cape Town, South Africa, in December 2011. Haeger tossed the Junior World Championship Gold Medal Game, allowing just five hits, while fanning eight batters – including the last two – as Team USA defeated Japan to win its second consecutive Junior World Championship.

In July 2013, current UF senior Kelsey Stewart helped lead the Red, White & Blue Junior Women's National Team to a silver medal at the ISF X Jr. Women's World Championship, where Team USA squared off with Japan in the gold-medal game. Stewart batted .450 for Team USA with seven runs scored, four RBI and three triples.

Stewart was invited to the selection camp in 2014, and the rising junior was named to the 2014 USA Softball Women's National Team. Stewart is the fourth Gator to wear the Red, White and Blue at the senior level, joining Moultrie (2011-14), Schutte (2012) and Gator pitching standout Stacey Nelson (2009).

In 2015, current UF senior Kelsey Stewart and Moultrie helped the United States national team to a championship at the World Cup of Softball X, while Walton helped coach sophomore outfielder Nicole DeWitt and incoming freshman Kelly Barnhill to a Gold Medal at the World Baseball Softball Confederation (WBSC) Junior Women's World Championship (JWWC) that summer as well.

Walton additionally hit the national softball coaching scene in 2010 when he was honored by the USSSA Pride of the National Pro Fastpitch (NPF) professional softball league by being named head coach of the Florida Pride (Orlando). Walton led the Pride to the 2010 NPF Championship title – the championship victory and NPF trophy was the first ever in Florida Pride history. Walton's 2011 squad won the 2011 regular-season title en route to the runner-up spot at the NPF Championship, while the coaching staff earned 2011 Coaching Staff of the Year honors.

Walton has tutored a total of nine Gators who have been drafted into and/or play in the NPF organization with the opportunity to continue their softball playing careers professionally, including Kristen Butler, Francesca Enea, Megan Bush, Kelsey Bruder, Aja Paculba, Michelle Moultrie, Stephanie Tofft, Hannah Rogers and Lauren Haeger.

After graduating from Oklahoma with a degree in history, Walton played in the Philadelphia Phillies organization from 1995-97.

Walton is married to the former Samantha Rhoten, who was a basketball player at Oral Roberts. The couple has two sons, Brooks (16) and Palmer (10), and a daughter, Camden (13).





Jennifer Rocha has made a name for herself as one of the top pitching instructors in the country. In her 10 seasons at Florida, Rocha has tutored five All-American hurlers in Stephanie Brombacher, Stacey Nelson, Hannah Rogers, Lauren Haeger and Aleshia Ocasio. In two of the last eight years, the

Gators have turned in the top team ERA in the country and the 2015 national championship season kept the bar high as Florida posted the top ERA in the SEC (1.63) for the third consecutive year, a figure that ranked fourth in the nation.

In addition, Rocha was named the 2015 NFCA Assistant Coach of the Year. It was the first honor of its kind received by a UF coach in program history.

During the fall of 2015, Rocha was announced as the new head coach of the National Pro Fastpitch League's Dallas Charge for the 2016 season by General Manager Kevin Shelton. The NPF League season runs from the beginning of June until mid-August, so this position will allow her to continue serving as Florida's assistant coach.

After tutoring both Nelson, Brombacher and Rogers to successful careers in Orange and Blue, Rocha led Haeger to becoming the best pitcher in the country in 2015.

After being a 2012 and 2014 NFCA All-Southeast Region First Team selection and 2013 NFCA All-America pick, Haeger boasted a modest 41-10 record in the circle, including a 10-9 record against top-25 opponents.

She was just getting warmed up.

During her senior season, not only did Haeger lead the Gators to their second-straight NCAA Championship but the Peoria, Ariz., product became the first Gator to win the USA National Player of the Year award, third to be named the WCWS Most Outstanding Player and second to garner softball's Honda Award. In addition, she was named the SEC Female Athlete of the Year and Pitcher of the Year.

In the circle, Haeger assembled a 32-2 record with a 1.23 earned run average after beginning the year with 24 consecutive victories to mark the best start to a campaign in Gator history.

Also in 2015, Rocha coached rookie Aleshia Ocasio to third team All-America honors, becoming the second freshman in Gator history to achieve that honor. In addition, Ocasio became the fourth Gator freshman in five years with 100+ strikeouts.

The first Gator rookie to earn All-America accolades was Rogers, who led Florida to its first NCAA title in 2014. The Lake Wales, Fla., native earned second-team All-America honors in 2011 after she shattered freshman records for wins, starts, complete games, shutouts, strikeouts, appearances and innings pitched. She became UF's second-ever freshman All-American and the first Florida pitcher to garner the accolade. Rogers led the Gators to their first national title in 2014, and in the process became Florida's first four-time All-American.

Rogers was at her best on the biggest stage, as she compiled a 7-0 record with seven complete games (six shutouts) in eight NCAA Tournament appearances (seven starts), with a save in the championship-clinching victory over Alabama. Rogers finished her career with 127 victories, a figure that ranks second in Florida history (Stacey Nelson - 136) and made her the NCAA active career leader when she finished her tenure for the Orange and Blue.

Rocha will next go to work in 2015 with freshman Kelly Barnhill, the No. 2 overall recruit and the No. 1 pitching prospect in the 2015 class by FullCountSoftball.com.

Along with Barnhill and Ocasio, Delanie Gourley will round out the Gators pitching staff for the 2016 season. This past season, Gourley earned five saves for UF after transitioning to a relief role on April 12. She earned fifth and final save of the season in Game 1 of the Women's College World Series Championship Series in Game 1 against Michigan. The southpaw went 10-2 on the year with four wins over ranked opponents.

In 2008 under Rocha's watch, Florida set a then-program-best 0.92 ERA for the second-lowest ERA in the nation and in 2009, UF's 0.69 ERA was the lowest in the nation, the Southeastern Conference and the Florida record book.

The 2008 and 2009 seasons were record-breaking years for the pitching staff. In 2008, 34 UF pitching records were broken, including 15 team records. Rocha's pitchers earned the top spot in program annals for wins (70) and tied for innings pitched (512.1). In 2009, the Gator staff broke 24 records, including 12 team records, such as ERA (0.69), strikeouts (547), shutouts (39) and hits allowed (250).

In 2010, Rocha coached a young pitching staff to the second-best ERA (2.20) in the SEC. UF allowed the second-fewest runs and earned runs in the league, Brombacher led the SEC in wins (35). Under Rocha, Brombacher tossed the fourth perfect game in UF history in 2010 and returned with her second perfect contest to kick off her senior season in 2011.

Pitchers under Rocha's tutelage grace many pages of the Florida record books. Nelson, the first pitcher in UF history to earn multiple All-American accolades (2007, 2008, 2009), holds 15 career pitching records and is on 12 other top-10 career lists. A four-year student under Rocha, Nelson left Florida with the lowest career ERA (0.99) and most strikeouts (1,116). She also tallied the most wins (136) in Florida history, among other records.

In 2008, Nelson garnered ESPN The Magazine First-Team Academic All-America honors, becoming the first player in school history to earn both All-America and Academic All-America honors in the same season. She then repeated the feat as a senior. Nelson was also named SEC Pitcher of the Year and NFCA All-Southeast Region first team in 2008 and 2009.

Brombacher ranks third all-time for fewest walks allowed (1.78 per 7 innings) and second in strikeouts per seven innings (7.05) after her four years of suiting up in the Orange and Blue. She holds the highest winning percentage in UF history as she went 42-0 record in her first two seasons, 35-8 her junior year and 20-3 her senior year in 2011 for a 97-11 (.898) overall record. Brombacher was a two-time All-SEC selection, and garnered NFCA All-Southeast and All-American honors in 2009 and 2010. She was also the only sophomore on the ESPN The Magazine/Capital One Academic All-District III first team and the first Gator sophomore to be an Academic All-American. She earned repeat honors as a junior and senior with Academic All-American and District III honors.

In 2007, then-senior Stacey Stevens, with two season pitching under Rocha, finished her career as the program leader in nine categories including wins (74), strikeouts (624) and strikeouts looking (186), now ranking third in all three categories.

Rocha came to Florida and took a veteran junior pitcher and two freshmen and worked them into a confident and experienced staff able to help the Gators to wins over some of the nation's top ranked teams. With Rocha's guidance, Nelson set several Florida freshman

records, while earning SEC All-Freshman team honors. She also led the Gators to their first-ever win over a No. 1 team, as she recorded the win over defending national champion Michigan. Stevens led the pitching staff in several categories and put herself in position to break many school records in her final season.

Rocha made the trip to Gainesville with head coach Tim Walton, as the two have worked together for a decade. Under Rocha, the Wichita State pitching staff set several school records and posted an earned run average of under 2.00 in back-to-back seasons. Their 1.46 ERA in 2004 was the lowest in program history. The pitching staff struck out over 400 batters in each Rocha's final two seasons, with one individual recording over 200. In 2005, the Shockers' top pitchers registered records of 20-8 and 22-8 and each had a 1.52 ERA in 202.1 and 180.0 innings pitched.

"Jennifer is a great pitching coach," Walton said. "She has a calm, collected presence about her. She is a good teacher, as well as a good game-day coach."

Rocha was an assistant coach at Oregon for a year before going to WSU. She began her coaching career as a graduate assistant at Oklahoma in 1999.

Rocha is a graduate of the University of Oklahoma and played for the Sooners from 1996 through 1998. During her time as both a player and a coach, Rocha was a part of six consecutive NCAA Regional appearances, three Big 12 Conference titles, two Big 12 Tournament titles, two WCWS appearances and one national championship. She finished her playing career with a .721 winning percentage (43-17) and posted a 1.46 ERA.

Prior to arriving at Oklahoma, Rocha played for Long Beach City College (LBCC) softball team for one season. She earned California Junior College Athletic Association (CJCAA) All-American honors in 1995 after leading LBCC to the California State Championship. She posted a 24-0 record and a 0.42 ERA while at LBCC.

Rocha earned a degree in sociology from Oklahoma in 1999 and her master's in human relations in 2001. The former Jennifer Jaime married Paul Rocha in November 2006. The couple resides in Gainesville.

THE ROCHA FILE

11TH SEASON

COACHING EXPERIENCE

2006-present: University of Florida, Assistant Coach
2016: Dallas Charge, Head Coach
2003-05: Wichita State University, Assistant Coach
2002: University of Oregon, Assistant Coach
1999-2001: University of Oklahoma, Graduate Assistant Coach

PLAYING EXPERIENCE

1998 - Virginia Roadsters, Women's Pro Softball League
1996-98 - University of Oklahoma, three-year letterwinner
1995 - Long Beach City College, California Junior College Athletic Association All-American

EDUCATION

University of Oklahoma, Bachelor of Arts in sociology, 1998
University of Oklahoma, Master's in Human Relations, 2001





Sharonda McDonald was hired as the University of Florida's softball team's assistant coach on August 14, 2015.

The Houston, Texas native made four coaching stops prior to her arrival in Gainesville that include Texas Tech (2015; associate head coach), LSU (2013-14; volunteer assistant), Ohio (2010-12; assistant coach) and Texas Southern (2008; assistant coach).

Coaching Resume

Texas Tech (2015):

- Coached the Texas Tech outfielders and lefty slappers while also serving as first base coach.
- Helped Tech finish the season with wins in a school record four-straight Big 12 series and nine of the final 12 games overall.
- Coached Kristi Belshe to All-Big 12 second team honors.

LSU (2013-14):

- Coached the LSU outfielders and left-handed slappers and helped oversee the Tigers camp operation.
- Helped lead the nationally-ranked Tigers to a pair of NCAA Regional appearances during her tenure.

Ohio (2010-12):

- Assisted the Bobcats to the 2011 Mid-American Conference (MAC) East Division title and an appearance in the 2011 MAC Championship Game.
- The Bobcats belted a combined 82 home runs during the 2011 and 2012 seasons, the top two single season marks in program history. Lauren Gellerman, a 2012 National Fastpitch Coaches Association (NFCA) All-Mideast Second-Team and All-MAC First-Team selection, along with Raven King shared a program single season record with 13 dingers apiece.
- Ohio had six different players' secure All-MAC accolades. Jillian Van Wagnen turned in a team leading .362 batting average, 64 hits and 30 stolen bases during the 2012 campaign as an All-MAC Second-Team pick. She finished her career with 69 total steals, second-most in program history.

Texas Southern (2009):

- Began her coaching career in her native city of Houston, Texas, as an assistant coach for Texas Southern in 2009.
- Under her supervision, the Tigers more than double their stolen base output from the season before sparked by Latrece Shello's 17 steals.

Playing Career

McDonald concluded her professional career after seven seasons, six of which were played in the NPF League. She spent the 2014 season with the USSSA Pride after playing the 2010-12 campaigns with the Akron Racers and the 2007-08 seasons with the Philadelphia Force. She spent the 2009 season playing with the Fiorini Softball Club of the Italian Professional League.

A three-time All-NPF selection during her career, McDonald garnered the prestigious Diamond Spikes Award in 2012 after hitting .303 with 13 stolen bases while with the Racers. She ended the 2014 season with a career average over .270 to go along with over 100 runs scored during her professional career. The Pride closed the year with a two-game series sweep over Akron to win its second-straight NPF Cowles Cup.

Her success professionally followed a stellar career at Texas A&M where she shared the field with Gregory during her freshmen and sophomore seasons (2004-05). One of the top hitters in A&M history, McDonald

compiled a .338 batting average throughout her four seasons from 2004-07, the seventh-highest clip in program history.

McDonald is the Texas A&M all-time leader for both runs scored (195) and stolen bases (153) and owns the top two single-season marks in both categories as well. She led the nation with 48 stolen bases during the 2005 season alone on her way to garnering the Golden Shoe Award that is presented annually to the nation's top baserunner.

McDonald, who also ranks second all-time at A&M for hits (249) and sixth for at-bats (737), is among the select few players to earn All-Big 12 honors all four years of her career. She was also a three-time NFCA All-Region recipient.

In addition, McDonald is still tied atop the NCAA record books with 73 consecutive stolen bases (4/21/04-3/4/06).

Texas A&M advanced to the postseason all four of McDonald's seasons, highlighted by a trip to the Women's College World Series as a senior in 2007. The Aggies claimed the program's first Big 12 title in 2005 en route to finishing 47-10 overall with the opportunity to host the NCAA College Station Super Regional.

Background

McDonald spent a year with A&M's strength and conditioning staff after exhausting her eligibility. She received her bachelor's degree in kinesiology from Texas A&M in 2008.

What They Said...

"Sharonda McDonald is one of the brightest young minds in our game, and this is a great opportunity to have her join our staff and work with our program. Sharonda will come in and make an immediate impact working with our outfielders, slappers, base runners and our short game. Anything that has to do with speed Sharonda will coach and help us get better. With the recent success she had at Texas A&M and professionally in the NPF, she will relate to our players in a different way and will be crucial in helping us continue the Florida softball tradition."

– Florida Head Coach Tim Walton

"I'm extremely excited for this incredible opportunity to join Tim Walton and the University of Florida softball program. I look forward to working with Coach Walton and contributing to the continued success of our student-athletes on the field, in the classroom and in the community. Coach Walton is a true leader and an outstanding coach and I look forward to being part of the University of Florida community."

– Florida Assistant Coach Sharonda McDonald

THE McDONALD FILE

1ST SEASON

COACHING EXPERIENCE

2016-present - UF, Assistant Coach
2015 - Texas Tech, Associate Head Coach
2013-14 - LSU, Volunteer Assistant Coach
2010-12 - Ohio University, Assistant Coach
2009 - Texas Southern University, Assistant Coach

PLAYING EXPERIENCE

2014 - USSA Pride, NPF League
2010-12 - Akron Racers, NPF League
2009 - Fiorini Softball Club, Italian Professional League
2007-08 - Philadelphia Force, NPF League
2004-07 - Texas A&M University, four-year letterwinner

EDUCATION

Texas A&M, Bachelor of Arts in kinesiology, 2008





VOLUNTEER ASSISTANT DOUG MIRABELLI



Doug Mirabelli was hired as the University of Florida's softball team's volunteer assistant coach on September 9, 2015.

Mirabelli, a two-time World Series Champion, was a fifth-round pick in the 1992 MLB Draft and spent 11 years in the Major Leagues, before retiring

after the 2008 season. A three-time All-America catcher at Wichita State, Mirabelli is the only Shocker baseball player to earn three team Gold Glove Awards (1990-92), as he threw out 46 percent of all stolen base attempts.

Coaching Resume

4U Elite TC Cherry Bombs Softball (2009-15):

- Started team at 10U level with 11 beginner softball players. The team now competes at highest level for its age group.

Chicago Cubs scout (2013-14):

- Completed special assignments for team president Theo Epstein — including scouting potential catching prospects.

MLB Career

Mirabelli was a 1992 fifth-round draft pick of the San Francisco Giants, the 131st selection overall. Mirabelli eventually became a starter at Major League level and was a member of the 1997 and 2000 playoff teams. In 2000, Mirabelli recorded the lowest catcher's ERA in all of MLB.

After playing with the Texas Rangers and San Diego Padres, Mirabelli spent the final seven years of his career with the Boston Red Sox, where he helped end an 86-year span between world championships. In addition to his catching duties, Mirabelli worked on scouting and game strategy assignments.

He became the personal catcher for starting Red Sox pitcher Tim Wakefield, who specialized in the knuckleball. Mirabelli was considered one of baseball's top receivers.

College Career

Mirabelli played at Wichita State for three seasons. He was a 1992 American Baseball Coaches Association second-team All-America honoree and Collegiate Baseball third-team All-America catcher. He also earned 1991 Baseball America third-team All-America catcher honors and 1990 Baseball America Freshman second-team All-America honors. In 1991 and 1992, he was named Missouri Valley Conference All-Tournament catcher, and was honored on the 1992 NCAA Midwest Regional All-Tournament Team. He is the only Shocker baseball player to earn three team Gold Glove Awards (1990, '91, and '92) and was the clubs 1992 MVP. During his career, he threw out 46 percent of all opponents' stolen-base attempts, and was one of five Shockers invited to the Olympic Baseball Trials in 1992.

Background

Mirabelli and his wife, Kristin, have two daughters, Molly and Emma, and one son, Joseph. He graduated from Valley High School in Las Vegas, Nevada, in 1989 and studied Sports Business at Wichita State.

What They Said...

"I'm very excited to bring Doug Mirabelli onto our staff. With his extensive baseball background and professional experience, he brings a wealth of knowledge that will benefit our student-athletes and staff. In addition, Doug will benefit from being a part of our culture."

-- Florida Head Coach Tim Walton

"I'm extremely excited to join Tim Walton and the Florida softball program. I'm looking forward to assisting and developing our student-athletes on the field, in the classroom and in the community. I'm excited for the opportunity to work with all our athletes, including our catchers."

-- Florida Volunteer Assistant Coach Doug Mirabelli

THE MIRABELLI FILE

1st Season

EXPERIENCE

2016-present - University of Florida, Volunteer Assistant Coach

2009-15 - 4U Elite TC Cherry Bombs Softball, Head Coach

2013-14 - Chicago Cubs, Scout

PLAYING EXPERIENCE

2006-07 - Boston Red Sox, MLB

2006 - San Diego Padres, MLB

2001-05 - Boston Red Sox, MLB

2001 - Texas Rangers, MLB

1996-2000 - San Francisco Giants, MLB

1993-96 - Shreveport Captains & Phoenix Firebirds, MiLB

1992 - San Jose Giants, California League

1990-92 - Wichita State, three-year letterwinner

THE MIRABELLI FILE

1ST SEASON

COACHING EXPERIENCE

2016-present - UF, Volunteer Assistant Coach
2009-15 - 4U Elite TC Cherry Bombs Softball, Head Coach

2013-14 - Chicago Cubs, Scout

PLAYING EXPERIENCE

2006-07 - Boston Red Sox, MLB

2006 - San Diego Padres, MLB

2001-05 - Boston Red Sox, MLB

2001 - Texas Rangers, MLB

1996-2000 - San Francisco Giants, MLB

1993-96 - Shreveport Captains & Phoenix Firebirds, MiLB

1992 - San Jose Giants, California League

1990-92 - Wichita State, three-year letterwinner

EDUCATION

Wichita State University

Field of Study: Sports Business



2016 ROSTER



UNIVERSITY OF FLORIDA ALPHABETICAL ROSTER

No.	Name	Pos	Ht.	B/T	Yr.	Hometown / High School / Previous School
11	Barnhill, Kelly	RHP	5-8	R/R	Fr.	Marietta, Ga./Pope
28	Clemens, Brooke	C	5-9	R/R	Fr.	Rotonda West, Fla./Lemon Bay
23	DeWitt, Nicole	UT	5-7	L/R	So.	Garden Grove, Calif./Pacifica
12	Fuller, Taylore	UT	5-9	R/R	Sr.	Trenton, Fla./Chiefland
33	Gourley, Delanie	LHP	5-4	L/L	Jr.	Lakeside, Calif./El Capitan
19	Herndon, Chelsea	OF	5-7	L/R	Jr.	Carrollton, Texas/Hebron
21	Kvistad, Kayli	UT	5-8	L/R	So.	Lake City, Fla./Columbia
18	Lorenz, Amanda	OF	5-5	L/L	Fr.	Moorpark, Calif./Moorpark
47	Mann, Lily	OF	5-9	L/R	Fr.	St. Cloud, Fla./Harmony
52	McLean, Justine	OF	5-3	L/L	Jr.	Rancho Cucamonga, Calif./Rancho Cucamonga
24	Merritt, Kirsti	OF	5-4	R/R	Sr.	Lake Panasoffkee, Fla./South Sumter
1	Munro, Aubree	C	5-10	R/R	Sr.	Brea, Calif./Brea Olinda
8	Ocasio, Aleshia	UT	5-9	L/R	So.	St. Cloud, Fla./Harmony
74	Reynoso, Sophia	INF	5-4	R/R	Fr.	Palmdale, Calif./Knight
49	Schwarz, Taylor	1B	5-9	R/L	Sr.	Palm Beach Gardens, Fla./Palm Beach Gardens
7	Stewart, Kelsey	INF	5-6	L/R	Sr.	Wichita, Kan./Maize
20	Swertfager, Theresa	INF	5-4	R/R	Fr.	Katonah, N.Y./John Jay
00	Voss, Alexandra	INF	5-2	L/R	Fr.	Coral Springs, Fla./Coral Springs
25	Janell Wheaton	C/1B	5-7	R/L	So.	Sab Dimas, Calif./San Dimas

UNIVERSITY OF FLORIDA NUMERICAL ROSTER

No.	Name	Pos	Ht.	B/T	Yr.	Hometown / High School / Previous School
00	Voss, Alexandra	INF	5-2	L/R	Fr.	Coral Springs, Fla./Coral Springs
1	Munro, Aubree	C	5-10	R/R	Sr.	Brea, Calif./Brea Olinda
7	Stewart, Kelsey	INF	5-6	L/R	Sr.	Wichita, Kan./Maize
8	Ocasio, Aleshia	UT	5-9	L/R	So.	St. Cloud, Fla./Harmony
11	Barnhill, Kelly	RHP	5-8	R/R	Fr.	Marietta, Ga./Pope
12	Fuller, Taylore	UT	5-9	R/R	Sr.	Trenton, Fla./Chiefland
18	Lorenz, Amanda	OF	5-5	L/L	Fr.	Moorpark, Calif./Moorpark
19	Herndon, Chelsea	OF	5-7	L/R	Jr.	Carrollton, Texas/Hebron
20	Swertfager, Theresa	INF	5-4	R/R	Fr.	Katonah, N.Y./John Jay
21	Kvistad, Kayli	UT	5-8	L/R	So.	Lake City, Fla./Columbia
23	DeWitt, Nicole	UT	5-7	L/R	So.	Garden Grove, Calif./Pacifica
24	Merritt, Kirsti	OF	5-4	R/R	Sr.	Lake Panasoffkee, Fla./South Sumter
25	Janell Wheaton	C/1B	5-7	R/L	So.	Sab Dimas, Calif./San Dimas
28	Clemens, Brooke	C	5-9	R/R	Fr.	Rotonda West, Fla./Lemon Bay
33	Gourley, Delanie	LHP	5-4	L/L	Jr.	Lakeside, Calif./El Capitan
47	Mann, Lily	OF	5-9	L/R	Fr.	St. Cloud, Fla./Harmony
49	Schwarz, Taylor	1B	5-9	R/L	Sr.	Palm Beach Gardens, Fla./Palm Beach Gardens
52	McLean, Justine	OF	5-3	L/L	Jr.	Rancho Cucamonga, Calif./Rancho Cucamonga
74	Reynoso, Sophia	INF	5-4	R/R	Fr.	Palmdale, Calif./Knight

COACHING STAFF

Head Coach	Tim Walton (Oklahoma '95) - 11th season
Assistant Coach	Jennifer Rocha (Oklahoma '98) - 11th season
Assistant Coach	Sharonda McDonald (Texas A&M '08) - 1st season
Volunteer Asst. Coach	Doug Mirabelli (Wichita State) - 1st season

SUPPORT STAFF

Athletic Trainer	Katie Davis (Illinois '08)
Strength & Conditioning Coordinator	Paul Chandler (Harding '03)
Strength & Conditioning Intern	Wes Ulm (Cincinnati '14)
Equipment Manager	Edmund Boyd
Equipment Intern	Kyle Polansky
Program Coordinator	Brittany Souillard
Communications	Will Pantages
Marketing	John Gandy
Academic Counselor	Tony Meacham
Groundskeeper	Stephen Peters
Managers	Adam Derusha, Eric Logan, Matt Stewart

SHORT ALPHABETICAL ROSTER

No.	Name	Pos.
11	Barnhill, Kelly	RHP
28	Clemens, Brooke	C
23	DeWitt, Nicole	UT
12	Fuller, Taylore	UT
33	Gourley, Delanie	LHP
19	Herndon, Chelsea	OF
21	Kvistad, Kayli	UT
18	Lorenz, Amanda	OF
47	Mann, Lily	OF
52	McLean, Justine	OF
24	Merritt, Kirsti	OF
1	Munro, Aubree	C
8	Ocasio, Aleshia	UT
74	Reynoso, Sophia	INF
49	Schwarz, Taylor	1B
7	Stewart, Kelsey	INF
20	Swertfager, Theresa	INF
00	Voss, Alexandra	INF

SHORT NUMERICAL ROSTER

No.	Name	Pos.
00	Voss, Alexandra	INF
1	Munro, Aubree	C
7	Stewart, Kelsey	INF
8	Ocasio, Aleshia	UT
11	Barnhill, Kelly	RHP
12	Fuller, Taylore	UT
18	Lorenz, Amanda	OF
19	Herndon, Chelsea	OF
20	Swertfager, Theresa	INF
21	Kvistad, Kayli	UT
23	DeWitt, Nicole	UT
24	Merritt, Kirsti	OF
25	Janell Wheaton	C/1B
28	Clemens, Brooke	C
33	Gourley, Delanie	LHP
47	Mann, Lily	OF
49	Schwarz, Taylor	1B
52	McLean, Justine	OF
74	Reynoso, Sophia	INF

ROSTER BREAKDOWN

SENIORS (5)

1	Aubree Munro	C
7	Kelsey Stewart	INF
12	Taylore Fuller	UT
24	Kirsti Merritt	OF
49	Taylor Schwarz	1B

JUNIORS (3)

19	Chelsea Herndon	OF
33	Delanie Gourley	LHP
52	Justine McLean	OF

SOPHOMORES (4)

8	Aleshia Ocasio	UT
21	Kayli Kvistad	UT
23	Nicole DeWitt	UT
25	Janell Wheaton	C/1B

FRESHMEN (7)

11	Kelly Barnhill	RHP
28	Brooke Clemens	C
18	Amanda Lorenz	OF
47	Lily Mann	OF
74	Sophia Reynoso	INF
20	Theresa Swertfager	INF
00	Alexandra Voss	INF

PRONUNCIATION GUIDE

Gator	Pronunciation
TAYLORE FullerTAY-ler
DELANIE GOURLEYduh-LAY-nee GORE-lee
Kayli KVISTADkuh-VIST-add
JUSTINE McLEANjuh-STEEN muh-CLEAN
KIRSTI MerrittKERR-stee
Doug MIRABELLIMEER-o-BELLY
ALESHIA OCASIOUh-LEE-shuh oh-CAH-see-oh
Jennifer ROCHAROACH-uh
Taylor SCHWARZSchwarTz
Theresa SWERTFAGERSWERTT-Fay-GER
JANELL WheatonJuh-NELL



RADIO/TV ROSTER



**#00
ALEX
VOSS**



**#1
AUBREE
MUNRO**



**#7
KELSEY
STEWART**



**#8
ALESHIA
OCASIO**



**#11
KELLY
BARNHILL**



**#12
TAYLORE
FULLER**



**#18
AMANDA
LORENZ**



**#19
CHELSEA
HERNDON**



**#20
THERESA
SWERTFAGER**



**#21
KAYLI
KVISTAD**



**#23
NICOLE
DeWITT**




**#24
KIRSTI
MERRITT**



**#25
JANELL
WHEATON**



**#28
BROOKE
CLEMENS**



**#33
DELANIE
GOURLEY**



**#47
LILY
MANN**



**#49
TAYLOR
SCHWARZ**



**#52
JUSTINE
McLEAN**



**#74
SOPHIA
REYNOSO**



**TIM
WALTON**
HEAD COACH



**SHARONDA
McDONALD**
ASSISTANT COACH



**JENNIFER
ROCHA**
ASSISTANT COACH



**DOUG
MIRABELLI**
VOLUNTEER
ASSISTANT COACH



#11 KELLY BARNHILL

5-8 | Fr. | RHP | R/R

Marietta, Ga. | Pope

Major: Undecided

Career Highlights:

- 2016 USA Softball National Team
 - o Following a USA Softball Selection Camp in January, Barnhill became the youngest athlete to be chosen for the U.S. Women's National Team's roster since Stanford's Ashley Hanson in 2009.
- 2015 USA Softball Women's Junior National Team
 - o Assisted the Eagles to a fifth-place finish at the World Cup of Softball X.
 - o Helped the Stars and Stripes win gold at the 2015 World Baseball Softball Confederation (WBSC) Junior Women's World Championship (JWWC). In the circle, Barnhill was 6-0 for the Eagles as she struck out 51 batters in just 26 innings pitched. In addition, she recorded a miniscule 0.54 earned run average.

High School / Travel Ball:

- 2015 graduate of Pope High School
- Played travel ball with the EC Bullets Gold, coached by Greg Schnute
- 2015 Georgia Gatorade Player of the Year
- 2015 USA Today Softball Player of the Year
- 2015 NFCA & Louisville Slugger High School All-American
- Three-time Pope High School MVP
- Led Pope to the 2014 Georgia Class 6A state title, capping the run with her second championship-game no-hitter
- Once struck out all 21 batters in a seven-inning perfect game, one of 22 no-hitters during her high-school career
- Held the Georgia single-season strikeout record (534)
- Was a candidate for Georgia's Gatorade Player of the Year in 2013 and 2014
- A four-time Pope honor roll selection who carried a 4.275 GPA
- Received Pope's 2013 Faculty Choice Award
- Ranked 21st in a class of 448 students
- Was a member of the National Honor Society
- Served as Vice-President of her school's Model United Nations group



PLAYER BIOS



#28 BROOKE CLEMENS

5-8.5 | Fr. | C | R/R

Rotonda West, Fla. | Lemon Bay

Major: Criminology

High School / Travel Ball:

- 2015 graduate of Lemon Bay High School
- Played travel ball with Team Mizuno, coached by Mike Morgan
- Led Team Mizuno to an ASA state title in 2011 and a Colorado Fireworks 18U championship in 2014
- Had three top-15 finishes at PGF Nationals
- Earned All-State recognition in 2012 (First Team) and 2013 (Honorable Mention)
- Named All-Area three times (2012-14) by the Sun-Herald and twice by the Sarasota Herald-Tribune (2013-14)
- Held Lemon Bay school records for home runs in a career and in a season
- Owned the program benchmark for intentional walks
- LBHS won district titles and finished as runners-up at Regionals during her sophomore and junior years
- Career stats:
 - .480 average
 - More than 40 home runs
 - .990 fielding percentage



#23 NICOLE DeWITT

5-7 | So. | UT | L/R

Garden Grove, Calif. | Pacifica

Major: Communication Sciences & Disorders

Career Honors:

- 2016 USA Softball National Team
 - o Following a USA Softball Selection Camp in January, DeWitt was chosen to play on the U.S. Women's Elite Team.
- 2015 USA Softball Junior National Team
 - o Assisted the Eagles to a fifth-place finish at the World Cup of Softball X.
 - o Helped the Stars and Stripes win a gold medal at the 2015 World Baseball Softball Confederation (WBSC) Junior Women's World Championship (JWWC). She paced the Eagles offensive attack as she hit .381 (8-for-21) with 12 RBI and 15 runs scored.
- 2015 WCWS All-Tournament Team
- 2015 All-SEC Freshman Team

Career Highlights:

- One of nine Gators to record a perfect fielding percentage (minimum 50 chances) in a season
 - o Did not make an error in 78 chances in the outfield and infield in 2015

As a Freshman (2015):

- Named to the WCWS All-Tournament Team
- Named to the SEC All-Freshman Team
- Two-time SEC Freshman of the Week (Week 9 and 11)
- 60 games / 53 starts
- Finished the season with a .331 average, which ranked third on the team and was the third-highest clip ever recorded by a UF freshman (min. 100 AB)
- Hit .341 off right-handed pitching, .360 with runners on base, .346 with runners in scoring position and .500 (5-for-10, 17 RBI) with the bases loaded
- Recorded 14 multi-hit games, which led the freshman class
- Notched seven multi-RBI games
- Sent UF to the WCWS Championship Series with a single to left field in the bottom of the ninth inning, to give the Gators a thrilling extra-inning victory over Auburn, 3-2
- Ranked third on the team in doubles with 10
- Tied for third in thefts, as she was 10-for-11 on stolen base attempts
- Recorded a perfect fielding percentage (58 putouts, 20 assists)

High School / Travel Ball:

- 2014 graduate of Pacifica High School in Garden Grove, Calif.
- Played travel ball with the Firecrackers, coached by Tony Rico
- Led the Firecrackers to Triple Crown Nationals three years in a row (2012-14), including two national championships (2012-13)
- Won a Premier Girls Fastpitch 16U national title with the Firecrackers in 2011, and followed that up with three straight top-seven finishes at the PGF Nationals
- Won the CIF Southern Section Division I Title in 2013
- Captured the Empire League crown all four years (2010-13)
- Pacifica was 108-16-1 during her four seasons
- Three-time First Team All-CIF Southern Section (2012-14)
- Three-time All-State (2012-14)
- Three-time First Team All-Empire League (2012-14)
- 2014 Empire League MVP
- 2014 Pacifica High School Female Athlete of the Year
- 2014 StudentSports.com Second Team All-American
- Three-time MaxPreps All-American (2012-14)
- Three-time Pacifica High School Offensive MVP (2012-14)
- 2013 Orange County Varsity Junior Player of the Year
- 2012 Orange County Varsity Sophomore Player of the Year
- 2012 Sophomore All-American
- No. 9 recruit in the nation in the 2014 Softball Top 100
- Earned a spot on the Principal's Honor Roll all four years at Pacifica





PLAYER BIOS



DeWITT'S CAREER STATS BELOW...



DeWITT'S CAREER STATS

YEAR	AVG.	GP-GS	AB	R	H	2B	3B	HR	RBI	SLG%	BB	SO	SB-ATT	FLD%
2015	.331	60-53	151	40	50	10	1	2	28	.450	22	25	10-11	1.000
CAREER	.331	60-53	151	40	50	10	1	2	28	.450	22	25	10-11	1.000

DeWITT'S CAREER BESTS

AB	5 at Mississippi State (3/28/15)	HR	1, two times, last vs. LSU (5/29/15)
R	2, six times, last vs. LSU (5/29/15)	BB	2, four times, last vs. Florida A&M (5/15/15)
H	3 at Mississippi State (3/28/15)	SB	2, two times, last vs. South Carolina (5/7/15)
Streak	5 games (5/7-5/23, 2015)	PO	5 vs. Kentucky (4/11/15)
RBI	4 at Georgia (4/18/15)	A	4, two times, last vs. LSU (3/14/15)
2B	2 at Florida State (4/1/15)		
3B	1 vs. NC State (2/15/15)		



#12 TAYLORE FULLER

5-9 | Sr. | UT | R/R

Trenton, Fla. | Chiefland

Major: Sociology

Career Highlights:

- Has hit eight grand slams, which ranks third in NCAA history and second in program lore
- 2015 SEC Academic Honor Roll Selection

As a Junior (2015):

- SEC Academic Honor Roll Selection
- 66 games / 63 starts
- .558 slugging percentage
- .413 on-base percentage
- Ranked second on the team with a career-best 56 RBI
- Posted 11 multi-hit games and eight multi-RBI contests
- Slugged 14 home runs--one of three UF players in double digits
- Finished the season with four grand slams, which is tied for the second-highest total in a single season in NCAA history
- Hit .324 with runners in scoring position and .381 (8-for-21, 4 HR, 31 RBI) with the bases loaded
- Committed just eight errors after making the transition to third base - primarily played left field and catcher during her first two seasons
- Tied a school record with three home runs and recorded a personal-best eight RBI on March 14 against LSU
- Opened the 2015 campaign with a 3-for-3 performance with one RBI, one double and one walk against Hampton (2/6/15)

As a Sophomore (2014):

- 51 games / 35 starts
- .558 slugging percentage
- .434 on-base percentage
- Slugged 10 home runs--one of four UF players in double digits
- Seven of her home runs came with at least one runner on base
- Finished a 9-4 comeback victory over then-No. 4 Michigan with a two-run home run on Feb. 8 at the USF Wilson-DeMarini Tournament in Tampa
- Scored a career-best three runs on Feb. 14 vs. Hawaii without recording an at-bat (two walks, one hit-by-pitch)
 - o Recorded three grand slams on the year including the go-ahead blast on March 14 at LSU when the Gators were down to their final strike
- Tied her career-high with nine putouts on May 2 at Arkansas
- Made just one error in 117 chances

As a Freshman (2013):

- 56 games / 42 starts
- .354 slugging percentage
- .357 on-base percentage
- One grand slam
- Caught five runners stealing as a catcher
- The Gators were 33-4 during her starts behind the plate
- Season-best five-game hit streak to close the year
- Five game-winning RBI:
 - o vs. Cal State Northridge at the season-opening Kajikawa Classic in Tempe, Ariz.
 - o at No. 1 Alabama
 - o Both wins vs. Auburn
 - o vs. Nebraska in a 15-inning thriller at the WCWS
- Team-best .364 batting average with two home runs in the NCAA Tournament
- Two multi-hit games
- Four multi-RBI games

High School / Travel Ball:

- 2012 graduate of Chiefland High School
- No. 6 catcher in the nation in her class on ESPNHS' Top-100 list
- ESPNHS' No. 38 overall 2012 recruit
- Played travel ball with the Wichita Mustangs, coached by Mark Griggs
- Batted .778 and registered a 1.944 slugging percentage with 14 homers, nine doubles, six triples and 33 RBI while scoring 52 runs for Chiefland her senior season in 2012
- 2012 Florida Dairy Farmers Class 1A Player of the Year





PLAYER BIOS



FULLER CONTINUED...

- Swiped a perfect 24-of-24 bases to conclude her final season as an Indian and drew a staggering 67 walks – 30 intentional – along with her .871 on-base percentage
- 2011 & 2012 Louisville Slugger/NFCA High School All-America First Team (C)
- 2012 ESPNHS All-America First Team (C)
- 2012 NFCA All-South Region First Team pick in 2012
- 2012 MaxPreps All-America First Team
- 2012 MaxPreps Small School Player of the Year
- 2011 & 2012 Florida Athletic Coaches Association All-State Team
- 2011 Max Preps Small School All-American (C)
- Three-time Gainesville Sun Small School Player of the Year (2010-12)
- Three-time Gainesville Sun Small School All-Area First-Team (C – 2010-12)
- 2012 Miracle Sports High School Player of the Year
- Two-time Miracle Sports High School Class 2A All-Florida First-Team (C – 2010-11)
- 2012 Miracle Sports Class 1A All-Florida First-Team (C)
- Graduated in the top 10 percent of her senior class
- NFCA High School All-America Scholar-Athlete



FULLER'S CAREER STATS

YEAR	AVG.	GP-GS	AB	R	H	2B	3B	HR	RBI	SLG%	BB	SO	SB-ATT	FLD%
2013	.212	56-42	113	25	24	4	0	4	19	.354	20	37	9-11	.991
2014	.242	51-35	95	32	23	0	0	10	34	.558	22	23	3-3	.991
2015	.276	66-63	163	40	50	4	0	14	56	.558	23	52	7-7	9.63
CAREER	.248	173-140	371	97	92	8	0	28	109	.496	65	112	19-21	.980

FULLER'S CAREER BESTS

AB	6 vs. Nebraska (6/1/13))	HR	2 vs. Cal Poly (2/27/15)
R	3, three times, last vs. LSU (3/14/15)	BB	2, nine times, last vs. UCF (2/25/15)
H	3, two times, last vs. LSU (3/14/15)	SB	2, two times, last vs. LSU (5/29/15)
Streak	6 games (4/23 – 5/4, 2014)	PO	14, two times, last vs. Florida A&M (5/15/15)
RBI	5 vs. Cal Poly (2/27/15)	A	4 vs. UCF (2/25/15)
2B	1, eight times, last vs. USF (4/15/15)		
3B	--		



#33 DELANIE GOURLEY

5-4 | Jr. | LHP | L/L

Lakeside, Calif. | El Capitan

Major: Sociology

Career Highlights:

- The first left-handed pitcher to sign with the Gators under Tim Walton
- Earned the win that clinched Florida's 2014 national championship
- Earned the save in Game 1 of the 2015 WCWS Championship Series against Michigan

As a Sophomore (2015):

- Named the NFCA National Pitcher of the Week and SEC Pitcher of the Week on March 1 after she shut out No. 2 Oregon and beat UC Davis
- 26 appearances / 12 starts
- Earned five saves after transitioning to a relief role on April 12
- Notched wins over four ranked opponents (Oregon, Arizona, Texas A&M, Missouri)
- Tossed a scoreless seventh to earn the save in Game 1 of the WCWS Championship Series against Michigan
- Four wins over ranked opponents:
 - o Feb. 27 vs. No. 2 Oregon
 - o March 6 vs. No. 6 Arizona
 - o April 25 vs. No. 25 Texas A&M
 - o May 1 at No. 11 Missouri
- Five saves:
 - o April 12 vs. Kentucky
 - o April 15 vs. USF
 - o April 18 at Georgia
 - o May 2 at Missouri
 - o June 1 vs. Michigan
- Tied a career-high 11 K on Feb. 14 against NC State

As a Freshman (2014):

- 27 appearances / 18 starts
- Tossed two perfect frames to earn the national championship-clinching win on June 3 vs. Alabama
- Threw a five-inning no-hitter on May 16 vs. Florida A&M, marking the Gators' first postseason no-hitter
- Became the third Gator freshman in four years to record 100+ strikeouts
- 8.26 K / 7.0 IP ranks fourth all-time for a single season at UF (min. 50 IP)
- Five wins over ranked opponents:
 - o Feb. 8 vs. No. 4/5 Michigan
 - o Feb. 16 vs. No. 24/22 Minnesota
 - o March 16 at No. 25 LSU
 - o April 19 at No. 21/22 Texas A&M
 - o June 3 vs. No. 5 Alabama
- Four series-clinching victories:
 - o March 9 vs. Ole Miss
 - o March 16 at LSU
 - o April 19 at Texas A&M
 - o June 3 vs. Alabama
- Recorded a save in her first career appearance on Feb. 7 vs. Illinois State
- Beat Michigan the next day in extra innings to earn her first win
- Notched a career-high 11 K in a one-hitter on March 2 vs. Radford

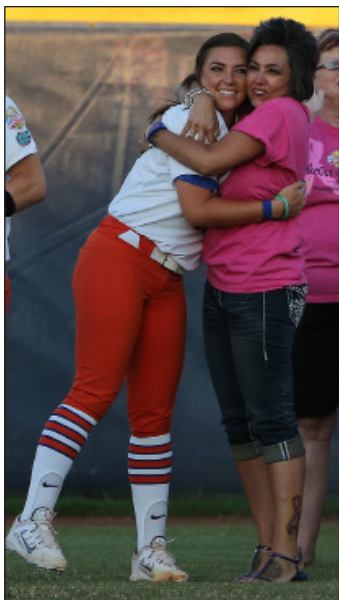
High School / Travel Ball:

- 2013 graduate of El Capitan High School
- Played travel ball with the Southern California Athletics, coached by Bruce Richardson
- Led SoCal Athletics to three straight PGF 18U National Championships (2011-13)
- Set the San Diego, California Interscholastic Federation strikeouts record, finishing with 1,352 K's
 - o Ranks 10th all-time in California for high-school career strikeouts
- Two-time California Gatorade Softball Player of the Year candidate (2012-13)
- MaxPreps 2013 Medium Schools Second Team All-American
- 2013 East County Pitcher of the Year
- 2013 Second Team All-State (Cal-Hi Sports)
- 2012 San Diego Sports Commission Softball Athlete of the Year
- 2012 U-T San Diego Player of the Year
- 2012 East County Sports Player and Pitcher of the Year
- 2012 All-League First Team and Pitcher of the Year, U-T San Diego All-Academic Softball Team





PLAYER BIOS



GOURLEY CONTINUED...

- 2012 San Diego All-CIF First Team
- 2012 Coaches All-CIF Team Division III Pitcher of the Year
- 2012 ESPNHS All-State First Team
- 2012 Max Preps All-American
- Led El Capitan to its first state title in 2012
- Two-time All-East County First Team (2011-12)
- 2012 All-League First Team
- Four-time El Capitan team MVP
- Graced the cover of Softball Today in August 2011
- 2010 All-East County Second Team, All-Freshman Team and Newcomer of the Year
- 2010 All-League First Team
- ASA 16U squad was the 2010 state champion and finished 25th at the national championship



GOURLEY'S CAREER STATS

YEAR	ERA	W	L	APP	GS	CG	SHO	CBO	SV	IP	H	R	ER	BB	SO	WP	Bavg
2014	2.67	15	1	27	18	9	5	1	2	107.2	80	44	41	47	127	9	.199
2015	2.13	10	2	26	12	5	4	3	5	79.0	53	36	24	32	105	8	.186
CAREER	2.44	25	3	53	30	14	9	4	7	186.2	133	80	65	79	232	17	.194

GOURLEY'S CAREER BESTS

PO	2 vs. Mercer (3/12/14)	ER	0, 11 times, last vs. Arizona (3/6/15)*
A	5 vs. Ole Miss (3/9/14)	SO	11, 2x, last vs. NC State (2/14/15)
IP	8.0 vs. Michigan (2/8/14)	BB	0, two, last vs. Oregon (2/27/15)*
H	0 vs. Florida A&M (5/16/14)*	*must have pitched four or more innings	
R	0, 11 times, last vs. Arizona (3/6/15)*	(or three in a five-inning win)	



#19 CHELSEA HERNDON

5-7 | Jr. | OF | L/R

Carrollton, Texas | Hebron

Major: Event Management

Career Honors:

- 2014 SEC First-Year Academic Honor Roll

Career Highlights:

- Pinch-hit, walkoff grand slam vs. Baylor to open Florida's 2014 WCWS title run

As a Sophomore (2015):

- 31 games / 2 starts
- Started the Gators' series finales against Iowa (Feb. 15 - OF) and Kentucky (April 13 - DP)
- Scored twice in Game 1 of a doubleheader vs. South Carolina on April 4
- Tallied four runs in SEC play (also: 4/18 at Georgia - Game 1; 4/25 vs. Texas A&M)
- Knocked a pinch-hit double on March 15 vs. LSU
- Pinch ran for the Gators in Games 2 and 3 of the WCWS Championship Series against Michigan
- Drove in her only two runs of the year against South Carolina and at Missouri

As a Freshman (2014):

- SEC First-Year Academic Honor Roll
- 52 games / 24 starts
- Led the squad with 21 pinch-hit at-bats and five pinch hits
- Scored her first run on Feb. 6 at USF
- Started at shortstop against Illinois State, logging her first at-bat and first hit of her career
- Drove in her first runs on Feb. 15 vs. Ohio State at the Easton Desert Classic in Las Vegas
- Recorded her first career home run on Feb. 16 in the Gators' 15-2 (6 innings) win over Minnesota
- Notched her first multi-hit game on March 2 vs. Radford, when she also stole a season-best two bases
- Recorded a pinch-hit RBI single on May 17 vs. Stetson during UF's record-setting 14-0 NCAA Regional win
- Sealed Florida's 11-0 (5 innings) win in the opening game of the Women's College World Series against Baylor with a pinch-hit, walk off grand slam


High School / Travel Ball:

- 2013 graduate of Hebron High School in Carrollton, Texas
- Played travel ball with Team TFS Texas, coached by Monti VanBrunt
- 2013 NFCA High School First Team All-American (UT)
- 2013 NFCA First Team All-South Central First Team (UT)
- Batted .530 with a .593 on-base percentage as a senior at Hebron
- Named the 2013 Denton Record-Chronicle District co-MVP, along with First Team All-Area and Texas All-State selections
- Held single-season records at Hebron for hits (53), batting average (.530), RBI (44), triples (7), stolen bases (20) and runs scored (46)
- Hit .394 with four homers and 28 RBI as a junior at Hebron
- Batted .481 in the postseason as Hebron was a Texas 5A Region I Finalist
- 2012 First Team Class 5A All-State
- 2012 First-Team All-District 8-5A honors
- 2012 Dallas Morning News First Team All-Area
- 2012 Hebron High School MVP
- 2012 Vype Magazine Reader's Choice Softball MVP (Denton County)
- Vype Magazine Muscle Milk Player of the Week for Denton County (April 23, 2012)
- Dallas Morning News Softball Player of the Week (May 14, 2012)
- Led Hebron to the 2011 Texas 5A Quarterfinals as a sophomore
- 2011 Hebron High School Most Improved Player
- 2011 All-District 8-5A Second Team
- Hebron was a Texas 5A State Semifinalist her freshman season in 2010
- Was a member of both the Art Club and Key Club at Hebron High School
- Led Team TFS to the 16U ASA World Series title and was tabbed the team MVP by Softball Today
- Earned the Team TFS Texas Yukiko Ueno Award as the team's Pitcher of the Year





PLAYER BIOS



HERNDON CAREER STATS BELOW...



HERNDON'S CAREER STATS

YEAR	AVG.	GP-GS	AB	R	H	2B	3B	HR	RBI	SLG%	BB	SO	SB-ATT	FLD%
2014	.268	52-24	82	20	22	3	2	3	14	.463	11	21	7-8	.978
2015	.211	31-2	19	5	4	1	0	0	2	.263	6	6	0-0	1.000
CAREER	.257	83-26	101	25	26	4	2	3	16	.426	17	27	7-8	.979

HERNDON'S CAREER BESTS

AB	5 at UCF (3/26/14)	3B	1, two times, last vs. Central Connecticut State (3/18/14)
R	2, three times, last vs. South Carolina (4/4/15)	HR	1, three times, last vs. Baylor (5/29/14)
H	2, three times, last vs. Florida State (4/2/14)	BB	3 at LSU (3/14/14)
Streak	5 games (3/15-22, 2014)	SB	2 vs. Radford (3/2/14)
RBI	4 vs. Baylor (5/29/14)	PO	4 vs. Alabama (3/22/14)
2B	1, four times, last vs. LSU (5/15/15)	A	4 at LSU (3/15/14)



#21 KAYLI KVISTAD

5-8 | So. | UT | L/R

Lake City, Fla. | Columbia

Major: Communication Sciences & Disorders

Career Honors:

- 2015 First-Year SEC Academic Honor Roll
- 2015 NFCA All-America Scholar-Athlete

Career Highlights:

- One of nine Gators to record a perfect fielding percentage (minimum 50 chances) in a season
- o Did not make an error in 105 chances in 2015

As a Freshman (2015):

- First-Year SEC Academic Honor Roll Selection
- NFCA All-America Scholar-Athlete
- 60 games / 37 starts
- Notched six multi-hit games and eight multi-RBI contests
- Had the highest RBI total (36) and slugging percentage (.454) among her freshman class
- Recorded a perfect fielding percentage (104 putouts, 1 assist)
- Smacked an RBI double in her first collegiate at-bat on February 6 against Hampton
- Hit her first-career homerun on February 7 against Illinois State
- Recorded her first career multi-homer game on Feb. 22 vs. Mercer in Game 2 of a doubleheader
- Drove in a season-high four runs on three occasions (2/11 at Jacksonville; 2/22 vs. Mercer - Game 2; 3/28 at Mississippi State)
- Notched three RBI in Game 1 of the Super Regional with a bases-clearing double
- Went 2-for-3 with a two-run home run in Florida's opening game of the WCWS against Tennessee

High School / Travel Ball:

- 2014 graduate of Columbia High School in Lake City, Fla.
- Played travel ball with the Gold Coast Hurricanes 18U Gold, coached by Marty Cooper
- Gold Coast finished third in 2014 in the Colorado Fireworks Tournament and ninth at the PGF Nationals
- Columbia won 104 games during her four years
- Led Columbia to the FHSAA 6A State Championship in 2013 under coach Jimmy Williams
- Four-time All-American after setting school records for batting average and home runs (44)
- Three-time Gainesville Sun Big School Player of the Year (2012-14)
- Two-time Florida Dairy Farmers 6A Player of the Year (2013-14)
- No. 6 national recruit in the StudentSports.com 2014 Softball Top 100
- A three-sport athlete who also played volleyball and soccer
- Graduated eighth in her high school class of 350
- Is the niece of Montez Wynn, a former UF student-athlete, who was a member of the Gator women's basketball team from 1973-74 and softball team from 1974-75
- Intends to pursue a career as a speech and language pathologist



KVISTAD'S CAREER STATS

YEAR	AVG.	GP-GS	AB	R	H	2B	3B	HR	RBI	SLG%	BB	SO	SB-ATT	FLD%
2015	.241	60-37	108	16	26	5	0	6	36	.454	25	17	1-1	1.000
CAREER	.241	60-37	108	16	26	5	0	6	36	.454	25	17	1-1	1.000

KVISTAD'S CAREER BESTS

AB	4 at Jacksonville (4/11/15)	3B	--
R	2, three times, last vs. South Carolina (4/4/15)	HR	2 vs. Mercer (2/22/15)
H	2, five times, last vs. South Carolina (4/4/15)	BB	3 at Mississippi State (3/28/15)
Streak	3 games, three times, last 5/23-5/28, 2015	SB	1 vs. South Carolina (4/4/15)
RBI	5 vs. South Carolina (4/4/15)	PO	10 vs. Texas A&M (4/25/15)
2B	1, five times, vs. Kentucky (5/23/15)	A	1 vs. Kentucky (4/12/15)



PLAYER BIOS



#18 AMANDA LORENZ

5-5 | Fr. | OF | L/L

Moorpark, Calif. | Moorpark

Major: Undecided

High School / Travel Ball:

- 2015 graduate of Moorpark High School
- Played travel ball with OC Batbusters, coached by Mike Stith
- OC Batbusters won the PGF National Championship in 2012, 2014 & 2015, while finishing as the runner-up in 2013
- 2015 FloSoftball All-American
- Three-time MaxPreps.com First Team All-American (2013-15)
- Three-time MaxPreps.com First Team Underclass All-American (2012-14)
- Four-time Cal-Hi Sports First Team All-State (2012-15)
- Three-time Cal-Hi Sports First Team All-State Underclass (2012-14)
- Four-time All-CIF First Team selection (2012-15)
- Two-time Ventura County Player of the Year (2013-14)
- 2012 Cal-Hi Sports California Freshman of the Year
- Finalist for 2013 Cal-Hi Sports California Player of the Year
- 2014 Los Angeles Daily News Player of the Year
- Three-time Moorpark Principal Honor Roll selection (2012-14)
- Ranked the No. 1 recruit in Class of 2015 by FloSoftball
- Career stats at Moorpark:
 - o .592 average
 - o 202 hits
 - o 50 doubles
 - o 5 triples
 - o 39 home runs
 - o 126 RBI
 - o .657 on-base percentage
 - o 1.111 slugging percentage



#47 LILY MANN

5-8.5 | Fr. | OF | L/R

St. Cloud, Fla. | Harmony

Major: Undecided

High School / Travel Ball:

- 2015 graduate of Harmony High School
- Played travel ball with the Gold Coast Hurricanes, coached by Marty Cooper
- Led the Hurricanes to third-place finishes at TCS Nationals and the Colorado Sparkler Tournament
- 2015 USA Today, Max Preps and FloSoftball High School All-American
- 2015 Florida Class 7A Offensive Player of the Year
- 2015 Osceola County Player of the Year
- 2015 Louisville Slugger Hit Club
- Three-time All-Orange Belt Conference First Team selection (2012-14)
- Two-time Orlando Sentinel All-Area selection (2013-14)
- Harmony finished third in Class 7A at the state tournament in 2013 and was the Florida runner-up in 2014
- Ranked fifth in her classification in hitting in 2013
- Finished in a tie for second in her classification in steals in 2014
- Harmony posted a 54-7 record during her sophomore and junior years
- Carried a 4.2 GPA through her junior year at Harmony, which ranked in the top five percent of her class
- Was a member of the National Honor Society



PLAYER BIOS



#52 JUSTINE McLEAN

5-3 | Jr. | OF | L/L

Rancho Cucamonga, Calif. | Rancho Cucamonga

Major: Public Relations

Career Honors:

- 2014 SEC All-Freshman Team
- 2014 SEC First-Year Academic Honor Roll

As a Sophomore (2015):

- 60 games / 33 starts
- Ranked second on the team with a .360 average
- Stole 10 bases in 11 attempts
- Hit .344 in SEC play to rank fourth on the squad
- Was perfect on four steal attempts in conference play
- Hit .373 vs. right-handed pitching, .455 as a leadoff hitter, .379 (11-for-29) with runners in scoring position, and .400 with runners in scoring position with two outs
- Served as the Gators "second leadoff hitter" to turn the lineup over from the No. 9 spot
- One of four Gators to reach double-digits in stolen bases
- Recorded five multi-hit games throughout the season
- Notched her third-career three-hit game against USF on April 15
- Went 2-for-3 with a walk and run scored in Game 3 of the WCWS Championship Series against Michigan

As a Freshman (2014):

- SEC First-Year Academic Honor Roll
- SEC All-Freshman Team
- 62 games / 40 starts
- Started at all three outfield positions
 - o Left field – 20 starts
 - o Right field – 14 starts
 - o Center field – six starts
- Served as the Gators "second leadoff hitter" to turn the lineup over from the No. 9 spot
- One of three Gators to reach double-digits in stolen bases
- Made her UF debut and scored her first run in the season opener at USF on Feb. 6
- Recorded her first hit two days later against fourth-ranked Michigan
- Registered her first RBI on Feb. 15 against Ohio State at the Easton Desert Classic in Las Vegas
- Hit a double and a triple as part of a career-best three-hit game in Vegas against Minnesota, marking her first career extra-base hits
- Notched her second three-hit game against Troy on Feb. 22, raising her batting average to a season-best .424
- Knocked a run-scoring infield single in the fifth inning of the rain-delayed Game 3 during the Super Regional against Washington, setting the table for Kirsti Merritt's walk off home run
- Earlier on the final day of the Super Regional, robbed a home run to earn the No. 4 spot on SportsCenter's Top 10 Plays of the Weekend
- Recorded an RBI in her first WCWS at-bat on May 29 vs. Baylor, reaching on a fielder's choice before scoring on Chelsea Herndon's game-ending grand slam
- Pinch-ran in the championship-clinching Game 2 against Alabama, and roped a single in the sixth

High School / Travel Ball:

- 2013 graduate of Rancho Cucamonga High School
- Played travel ball with Team Mizuno, coached by Mike Stith
- Completed her high school career with a .475 batting clip, 84 runs and 160 hits in 99 games
- Was 68-of-72 in stolen bases
- 2013 Second Team All-State (Cal-Hi Sports)
- 2013 First Team All-Valley (Cal-Hi Sports)
- Two-time Rancho Cucamonga Offensive Player of the Year (2011-12)
- 2012 team MVP
- Three-time All-Baseline League First Team (2010-12)
- Two-time All-Valley Second Team (2011-12)
- 2010 Rancho Cucamonga Rookie of the Year
- Three-year Principal's Honor Roll student (2010-12)
- A participant in the GATE – gifted and talented – program at Rancho Cucamonga
- Team Mizuno won the 2012 Louisville Slugger Independence Day Tournament in Boulder, Colo.
- Led Team Mizuno to the 2012 PGF 16U National Championship, with an appearance in the 2013 PGF 18U National Championship Game against Delanie Gourley and the So Cal Athletics
- Spent time with 16U Victory USA





McLEAN CAREER STATS BELOW...



McLEAN'S CAREER STATS

YEAR	AVG.	GP-GS	AB	R	H	2B	3B	HR	RBI	SLG%	BB	SO	SB-ATT	FLD%
2014	.294	62-40	119	35	35	3	1	0	11	.336	21	25	14-16	.982
2015	.360	60-33	89	27	32	1	0	0	5	.371	6	13	10-11	1.000
CAREER	.322	122-73	208	62	67	4	1	0	16	.351	27	38	24-27	.989

McLEAN'S CAREER BESTS

AB	5 at Tennessee (3/30/14)	3B	1 vs. Minnesota (2/16/14)
R	2, 12 times, last vs. Auburn (5/31/15)	HR	-
H	3, three times, last vs. USF (3/15/15)	BB	2, three times, last vs. Maryland (3/2/14)
Streak	4 games (3/1-4, 2014)	SB	2, three times, last vs. Texas A&M (4/26/15)
RBI	1, 16 times, last vs. Kentucky (5/24/15)	PO	5 at LSU (3/14/14)
2B	1, four times, last at Alabama (3/21/15)	A	1, three times, last vs. Kentucky (5/24/15)



PLAYER BIOS



#24 KIRSTI MERRITT

5-4 | Sr. | OF | R/R

Lake Panasoffkee, Fla. | South Sumter

Major: Psychology

Career Honors:

- 2015 NFCA All-Southeast Region First Team
- 2015 All-SEC First Team
- 2015 SEC Academic Honor Roll
- 2014 NFCA All-Southeast Region Third Team
- 2014 WCWS All-Tournament Team
- 2014 SEC Academic Honor Roll
- 2013 SEC All-Freshman Team
- 2013 SEC Tournament MVP
- 2013 SEC All-Tournament Team
- 2013 SEC First-Year Honor Roll

Career Highlights:

- Slugged a three-run home run in Game 2 of the 2014 WCWS Championship Series as Florida defeated Alabama to clinch the first national championship in program history
- Hit a walk off home run in Game 3 of the 2014 NCAA Super Regional to beat Washington and send the Gators to Oklahoma City
- First freshman to ever be named the SEC Tournament MVP (2013)
- Holds the Florida single-season (35, 2015) and career (57) records for getting hit-by-a-pitch

As a Junior (2015):

- NFCA All-Southeast Region First Team
- First Team All-SEC
- SEC Academic Honor Roll
- 67 games / 67 starts
- Ranked among the team leaders in hitting (fifth), runs (third), hits (third), doubles (second), triples (second), homers (fourth), RBI (third) and steals (second)
- Set career bests in hitting (.325), doubles (12), slugging (.568), on-base percentage (.498), putouts (72) and fielding percentage (.987)
- Recorded 15 multi-hit and multi-RBI games
- Batted .400 with two runs, two RBI and one homer during the two games of the NCAA Super Regional against Kentucky
- Hit .375 in conference play, representing a 50-point jump over her season clip
- Excelled on the road, posting a .341 average with six extra-base hits and 12 RBI in 16 games
- Provided an offensive spark during the month of March, when she ranked second on the team in hitting at .359 and led the squad with four home runs
- Compiled a career-long nine-game hitting streak from March 21 to April 4
- Recorded a season-best three hits in UF's second game at the WCWS against LSU
- Hit two home runs and recorded a season-best four RBI on Feb. 8 against Jacksonville
- Batted .350 against right-handed pitching, a figure that ranked fourth on the team

As a Sophomore (2014):

- NFCA All-Southeast Region Third Team
- WCWS All-Tournament Team
- SEC Academic Honor Roll
- 67 games / 66 starts
- Ranked among the team leaders in hitting (fifth), runs (second), hits (third), doubles (fourth), triples (second), homers (second), RBI (fourth) and steals (second)
- Notched 15 multi-hit games and 13 multi-RBI contests
- Drove in 12 runs and knocked five extra-base hits during NCAA Tournament play, both of which tied for the team lead
- Batted .400 during the three games of the NCAA Regional
- Had two hits during the Super Regional against Washington, including a walk off three-run home run that secured an 8-0 run-rule victory in a rain-delayed Game 3
- Homered twice during the Women's College World Series, including a three-run blast in the second inning of Game 2 of the championship series that chased Alabama All-American Jaclyn Traina and gave the Gators an insurmountable 5-1 lead





MERRITT CONTINUED...

- Excelled at neutral sites, posting a .339 average with nine extra-base hits and 19 RBI in 23 games
- Hit .338 during the day, a jump of 39 points over her season clip
- Compiled three different four-game hitting streaks, including one out of the starting gate against USF and during the season's first tournament in Tampa
- Continued her fast start during the Easton Desert Classic in Las Vegas, where she hit .385 with eight runs scored and two doubles during the five games
- Recorded a home run in her lone pinch hit at bat of the season (Feb. 22 against Indiana)
- Hit three home runs during the first two games of the series at Tennessee and went yard twice more on April 5 to help UF clinch its series against Auburn
- Hit a two-run shot April 23 vs. USF as she tied a career-high with five RBI in the game
- Batted .588 against left-handed pitching, a figure that ranked third on the team
- Posted a .364 average in nonconference games, recording more than three-fourths (40) of her 52 RBI against non-SEC opponents

As a Freshman (2013):

- SEC All-Freshman Team
- 2013 SEC All-Tournament Team
- First-ever freshman to be named the SEC Tournament MVP
- NFCA Division I National Player of the Week (May 14) following her SEC Tourney performance, where she knocked in the game-winning runs against both Alabama and Missouri – including homers in both games
- Ranked second on the team in stolen bases with 21
- Recorded a grand slam against Creighton in her first-career game
 - o Singled in her first career at-bat and had two stolen bases in the same inning before smashing the grand slam in the fifth inning for a total of five RBI
- Ranked second on the team with four triples and two outfield assists
- Among the SEC leaders in getting hit-by-pitch (fourth, 14), triples (fifth, 4), walks (sixth, 39) and sacrifice bunts (sixth, 9)
- Notched seven game-winning RBI, eight multi-hit games and seven multi-RBI games
- Had two standout games against USF:
 - o Knocked a game-tying, full-count RBI single in the top of the sixth against the Bulls in Tampa in February, leading to a 3-1 Florida victory
 - o Slugged a game-winning two-run triple against the Bulls in Gainesville in April
- Had her first outfield assist on March 15 against Tennessee

High School / Travel Ball:

- 2012 graduate of South Sumter High School
- Played travel ball with the Gold Coast Hurricanes, coached by Marty Cooper
- 2012 Orlando Sentinel All-Central Florida Softball Team
- Batted .491 during her senior season with seven doubles and 23 RBI at South Sumter, as the Raiders made it to the FHSAA Class 4A Quarterfinals
 - o Registered a .702 slugging percentage and .569 on-base percentage that season as well
- Competed with the Wichita Mustangs, coached by Mark Griggs, at the 2011 Premier Girls Fastpitch Nationals in Huntington Beach, Calif.
- 2011 TCS Rising Stars All-American
- Played travel ball with the Gainesville Gold from 2007-10, leading the team to the 2008 ASA State A Championship
- A five-sport letterwinner:
 - o Softball (2009, 2011-12)
 - o Volleyball (2008)
 - o Basketball (2008-10)
 - o Weightlifting (2008-09)
 - o Track and field (2009, 2011-12)
- Member of the Academic Honor Roll
- Two-time National Honor Society inductee (2011-12)
- Also involved with the Fellowship of Christian Athletes





PLAYER BIOS



MERRITT CAREER STATS BELOW...



MERRITT'S CAREER STATS

YEAR	AVG.	GP-GS	AB	R	H	2B	3B	HR	RBI	SLG%	BB	SO	SB-ATT	FLD%
2013	.280	59-58	157	55	44	8	4	6	29	.497	39	33	21-24	.967
2014	.299	67-66	187	57	56	7	2	13	52	.567	38	23	15-16	.984
2015	.325	67-67	169	48	55	12	1	9	47	.568	29	27	23-25	.987
CAREER	.302	193-191	513	160	155	27	7	28	128	.546	106	83	59-65	.980

MERRITT'S CAREER BESTS

AB	7 vs. Nebraska (6/1/13)	3B	1, seven times, last vs. Texas A&M (4/25/15)
R	3, four times, last vs. NC State (4/12/14)	HR	2, four times, last vs. Jacksonville (2/8/15)
H	3, five times, last vs. LSU (5/29/15)	BB	2, 18 times, last vs. UNF (4/1/15)
Streak	9 games (3/21-4/4, 2015)	SB	2, seven times, last vs. LSU (5/29/15)
RBI	5, three times, last vs. USF (4/23/14)	PO	7 vs. Nebraska (6/1/13)
2B	1, 27 times, last vs. Hofstra (5/16/15)	A	2 vs. Auburn (5/31/15)



#1 AUBREE MUNRO

5-10 | Sr. | C | R/R

Brea, Calif. | Brea Olinda

Major: Telecommunications – Media & Society

Career Honors:

- 2016 USA Softball National Team
 - o Following a USA Softball Selection Camp in January, Munro was chosen to play on the U.S. Women's National Team.
- 2015 WCWS All-Tournament Team
- 2015 SEC Academic Honor Roll
- 2015 NFCA All-America Scholar-Athlete
- 2014 WCWS All-Tournament Team
- 2014 SEC Academic Honor Roll
- 2013 SEC First-Year Academic Honor Roll

Career Highlights:

- One of nine Gators to record a perfect fielding percentage (minimum 50 chances) in a season
 - o Did not made an error in 354 chances behind the plate in 2015
- Enters the 2016 season tied for second all-time in program history in fielding percentage (859-70-3) and fourth in stolen base against percentage (53.2% - 33-62)

As a Junior (2015):

- SEC Academic Honor Roll
- NFCA All-America Scholar-Athlete
- WCWS All-Tournament Team
- 57 games / 51 starts
- Did not made an error in 354 chances behind the plate
- Caught 8-of-18 potential base-stealers
- Four multi-hit games
- Three multi-RBI games
- Homered against Iowa (2/14) and at Mississippi State (3/28)
- Batted .278 in NCAA Tournament play, representing a 53-point increase over her overall mark
- Hit .333 with runners on base and .348 with runners in scoring position
- The Gators were 45-6 in her 51 starts behind the plate, raising her three-year record to 108-19
 - o Ended the season with her best offensive month in May/June
 - o .310 batting average, one double, one home run, .444 on base percentage
- Had a career-high tying three RBI on February 14 against Iowa
- Went 2-for-3 with a double and two RBI UF's WCWS quarterfinal win over LSU on May 29

As a Sophomore (2014):

- SEC Academic Honor Roll
- WCWS All-Tournament Team
- 59 games / 48 starts
- Eight multi-hit games
- Six multi-RBI games
- Tied for the team lead in doubles (14)
- Raised her batting average 140 points from her freshman campaign, making improvements in nearly every offensive category
- Threw out 10-of-26 potential base-stealers, and committed just two errors in 307 chances behind the plate
 - o No errors in 90 chances in SEC play
 - o No miscues in 52 chances during the NCAA Tournament
- Hit .330 against nonconference opponents
- Led the squad in doubles (10) during non-league games
- Gators were 38-8 in her 46 starts behind the plate
- Bookended the season with her two best offensive months:
 - o .366, five doubles, two home runs, 13 RBI in February
 - o .364/3/1/4 in May/June
- Had a career-high three hits, including two doubles, on Feb. 7 vs. Illinois State at the USF Wilson-DeMarini Tournament in Tampa, starting a career-best 10-game hitting streak
- Tied a personal best with three RBI the following day against No. 4 Michigan, smacking a three-run double with two outs in the seventh inning to start a four-run rally that tied the game and set up an extra-innings victory
- Slugged her first two career home runs against Seattle and Hawaii during a Valentine's Day doubleheader at the Easton Desert Classic in Las Vegas
- Doubled twice against Auburn on April 4, plating two runs in the sixth inning to provide the game-winning RBI in Florida's 4-2 victory





PLAYER BIOS



MUNRO CONTINUED...

- Tied a personal-best three hits in the first game of the Super Regional against Washington on May 24; her RBI single in the fourth inning produced the critical eighth run in Florida's 9-0 mercy-rule victory
- Homered to straightaway center field off Alabama All-American Jaclyn Traina in Game 1 of the WCWS Championship Series, scoring the game's first run and setting the tone for the Gator offense in a 5-0 win

As a Freshman (2013):

- SEC First-Year Academic Honor Roll
- Was a team captain as a freshman
- 52 games / 30 starts
- Had a season-best performance at the plate against Savannah State during the Lipton Invitational, when she was 2-for-3 with a double, a triple, three RBI and two runs scored
- Strung together a season-best five-game hit streak from Feb. 15-Feb. 21, including a span of four straight games with doubles
- One of seven Gators to notch a triple during the 2013 season, contributing to a school-record 22 three-baggers
- The Gators were 25-5 with Munro behind the plate
- Five of her eight hits went for extra bases
- Drew a season-best two walks in the series opener at South Carolina
- Had four games with double-digit putouts, including a season-best 13 in UF's 12-inning affair with Missouri in Palm Springs

High School / Travel Ball:

- 2012 graduate of Brea Olinda High School
- ESPN's No. 42 recruit on the 2012 ESPN 100 and the No. 7 catcher nationally in the class of 2012
- Played travel ball with SoCal Athletics 18U, coached by Bruce Richardson
- Led the A's to three straight Premier Girls Fastpitch national titles (2010-12)
- 2012 MaxPreps Southern Section All-League First Team
- Four-time Academic Scholar-Athlete (2009-12)
- 2011 First-Team All-Century League
- 2011 First-Team All-CIF
- Two-time Second-Team All-Century League (2009-10)
- 2010 Second-Team All-County
- Lion's Club Student of the Month and Girl's League Girl of the Month in September 2011
- Earned a Golden Glove Award in 2009 and 2011 and the Most Valuable Offense Award in 2010



MUNRO'S CAREER STATS

YEAR	AVG.	GP-GS	AB	R	H	2B	3B	HR	RBI	SLG%	BB	SO	SB-ATT	FLD%
2013	.145	52-30	55	10	8	4	1	0	6	.255	8	17	1-2	.996
2014	.285	59-48	130	16	37	14	0	3	24	.462	11	29	2-3	.993
2015	.225	57-51	89	9	20	4	0	2	15	.337	18	17	1-1	1.000
CAREER	.237	168-129	274	35	65	22	1	5	45	.380	37	63	4-6	.997

MUNRO'S CAREER BESTS

AB	4, five times, last vs. Baylor (6/1/14)	3B	1 vs. Savannah State (2/16/13)
R	2, four times, last vs. Stetson (5/17/14)	HR	1, five times, last at Mississippi State (3/28/15)
H	3, two times, last vs. Washington (5/24/14)	BB	2, three times, last vs. Auburn (5/31/15)
Streak	10 games (2/7-2/19, 2014)	SB	1, four times, last vs. South Carolina (4/4/15)
RBI	3, three times, last vs. Iowa (2/14/15)	PO	13, two times, last vs. NC State (2/13/15)
2B	2, two times, last vs. Auburn (4/4/14)	A	3, two times, last at Georgia (4/18/15)



#8 ALESHIA OCASIO

5-9 | So. | UT | L/R

St. Cloud, Fla. | Harmony

Major: Undecided

Career Honors:

- 2015 NFCA Third Team All-American
- 2015 NFCA All-Southeast Region First Team
- 2015 All-SEC Freshman Team

Career Highlights:

- Puerto Rico Softball Women's National Team, 2015
 - o Helped Puerto Rico to a bronze medal at the 2015 Pan American Games where she hit .375 (6-for-16) appeared in five games in the circle and notched a 3-1 record
- Earned the win in Game 1 of the WCWS Championship Series against Michigan
- Set the Florida single-game record for strikeouts in a seven-inning game with 17 against Florida A&M in Game 1 of the 2015 NCAA Gainesville Regional

As a Freshman (2015):

- NFCA Third Team All-American
- NFCA All-Southeast Region First Team
- All-SEC Freshman Team
- Florida's third freshman All-American in school history (Aja Paculba, 2008; Hannah Rogers, 2011)
- 20 appearances / 10 starts
- Tossed six innings of two-run softball, while notching three strikeouts in Game 1 of the WCWS Championship Series against Michigan
- Set the Florida single-game record for strikeouts in a seven-inning game with 17 against Florida A&M in Game 1 of the 2015 NCAA Gainesville Regional
- Stands among UF freshman leaders in ERA (seventh, 2.01), wins (third, 18), strikeouts (third, 155), complete games (T-6th 10), shutouts (T-6th, four) and saves (T-5th, two)
- Defeated No. 8 Michigan in her first career start on Feb. 7 at the USF Softball Classic in Tampa
- Recorded four 10+ strikeout games, including 10 vs. Michigan in her UF debut and 10 at Mississippi State on March 29
- Owned a 9-2 record against ranked opponents, striking out 65 batters in 73.2 innings in those games
- Hit a pinch-hit triple against Jacksonville on Feb. 8 for her first career extra-base hit
- Mashed her first-career homer on Feb. 22 against Mercer
- Became the fourth Gator freshman in five years with 100+ strikeouts
- Two saves:
 - o Feb. 14 vs. NC State
 - o Feb. 27 vs. Cal Poly
- Two seven-inning one-hitters April 11 vs. Florida A&M
 - o Feb. 21 vs. Illinois State
 - o May 15 vs. Florida A&M

High School / Travel Ball:

- 2014 graduate of Harmony High School
- Played travel ball with Wagner's Gold Dunn, coached by Sean Dunn
- Travel team won the ASA 18U Gold Nationals tournament in 2014 after finishing as the runner-up in 2013 and placing 17th at the 16U tournament in 2012
- Two-time BrightHouse Sports Female Athlete of the Year (2013-2014)
- Received All-America honors in 2014 from StudentSports.com (First Team) and MaxPreps (Second Team)
- 2014 Orlando Sentinel Softball Player of the Year
- A three-time All-State, All-Orange Belt Conference and All-County selection
- Harmony was the 4A State runner-up during her freshman and senior years, and advanced to the state semifinals during her junior campaign






PLAYER BIOS



OCASIO CAREER STATS BELOW...



OCASIO'S HITTING CAREER STATS

YEAR	AVG.	GP-GS	AB	R	H	2B	3B	HR	RBI	SLG%	BB	SO	SB-ATT	FLD%
2015	.212	21-17	33	8	7	0	1	1	2	.364	6	6	0-1	.902
CAREER	.212	21-17	33	8	7	0	1	1	2	.364	6	6	0-1	.902

OCASIO'S HITTING CAREER BESTS

AB	3, four times, last at Missouri (5/2/15)	3B	1 vs. Jacksonville (2/8/15)
R	1, eight times, last vs. Florida A&M (5/15/15)	HR	1 vs. Mercer (2/22/15)
H	1, seven times, last vs. Florida A&M (5/15/15)	BB	3 vs. Mercer (2/22/15)
Streak	3 games (2/21-2/22, 2015)	SB	--
RBI	2, two times, last at Mississippi State (3/28/15)	PO	2 vs. Mercer (2/22/15)
2B	--	A	4 vs. Illinois State (2/21/15)

OCASIO'S PITCHING CAREER STATS

YEAR	ERA	W	L	APP	GS	CG	SHO	CBO	SV	IP	H	R	ER	BB	SO	WP	Bavg
2015	2.01	18	3	30	20	10	4	3	2	136.0	101	45	39	25	155	7	.200
CAREER	2.01	18	3	30	20	10	4	3	2	136.0	101	45	39	25	155	7	.200

OCASIO'S PITCHING CAREER BESTS

IP	7.0 vs. Florida A&M (5/15/15)	SO	17 vs. Florida A&M (5/15/15)
H	1 vs. Florida A&M (5/15/15)*	BB	0, nine, last at Missouri (5/2/15)*
R	0, five times, last vs. Florida A&M (5/15/15)*	*must have pitched four or more innings	
ER	0, nine times, last vs. Florida A&M (5/15/15)*	(or three in a five-inning win)	



#74 SOPHIA REYNOSO

5-3.5 | Fr. | INF | R/R

Palmdale, Calif. | Knight

Major: Undecided

High School / Travel Ball:

- 2015 graduate of Knight High School
- Played travel ball with the OC Batbusters, coached by Mike Stith
- OC Batbusters won the PGF National Championship in 2012, 2014 and 2015, while finishing as the runner-up in 2013
- 2015 Knight High School Female Athlete of the Year
- Two-time First Team All-Golden League (2014-15)
- Named Second Team All-Golden League in 2012
- Cal-Hi Sports First Team All-State Underclass
- Lettered in basketball
- Earned Knight's Award of Academic Excellence in seven consecutive semesters for posting a 4.0+ GPA



PLAYER BIOS



#49 TAYLOR SCHWARZ

5-9 | Sr. | 1B | R/L

Palm Beach Gardens, Fla. | Palm Beach Gardens

Major: Telecommunications – Media & Society

Career Honors:

- 2015 SEC Academic Honor Roll
- 2015 NFCA All-America Scholar-Athlete
- 2014 NFCA All-Southeast Region Second Team
- 2014 SEC All-Defensive Team
- 2014 SEC Academic Honor Roll
- 2013 SEC All-Tournament Team
- 2013 SEC First-Year Honor Roll

Career Highlights:

- Set a school record with 24 double plays turned during her sophomore season
- Hit two homers against Georgia in the 2013 SEC Tournament

As a Junior (2015):

- SEC Academic Honor Roll
- NFCA All-America Scholar-Athlete
- 59 games / 30 starts
- Recorded three multi-hit and multi-RBI games
- Notched a pair of RBI in the Gators national-championship clinching win over Michigan on June 3
- Committed just two errors in 218 chances
- Was perfect on four stolen-base attempts
- Tied her career high with four doubles
- Hit two home runs during the season with the second coming against Mercer on Feb. 22
- Shared duties at first base with Kayli Kvistad and was used as a defensive replacement for Kvistad in the late innings when she didn't get the starting nod
- Opened the 2015 campaign with a season-best five-game hitting streak
- Scored a career-high tying three runs against Hampton on Feb. 6
- Hit .283 with runners on base and .294 with runners in scoring position
- Recorded an on-base percentage of .434 in non-SEC games
- Snagged a season-high 10 putouts on two-separate occasions during the season

As a Sophomore (2014):

- NFCA All-Southeast Region Second Team
- SEC All-Defensive Team
- SEC Academic Honor Roll
- 65 games / 64 starts
- Matched or improved on her numbers from her freshman campaign in batting average, runs, hits, doubles, RBI, steals and walks, while reducing strikeouts
- Turned a school-record 24 double plays as the team set a new UF standard with 28, including a record seven at the Women's College World Series
- 11 multi-hit games
- Seven multi-RBI games
- Began the season with a career-best eight-game hitting streak, including four extra-base hits (one double, one triple, two home runs) at the USF Wilson-DeMarini Tournament
- Scored a career-high three runs against Maryland on March 2 at the Diamond 9 Citrus Classic
- Set a career high with five RBI at LSU on March 16
- Batted .375 during the all-Florida NCAA Regional, and was one of two Florida players to homer during the weekend
- Had four RBI in two games against Baylor at the WCWS, including a three-run double in the semifinals that clinched UF's third championship series appearance
- Season-high 12 putouts in Game 1 of the championship series against Alabama

As a Freshman (2013):

- SEC All-Tournament Team
- SEC First-Year Academic Honor Roll
- o Posted the second-highest GPA among all Florida freshman student-athletes
- 64 games / 57 starts
- Finished the year with just two errors and a .995 fielding percentage
- Had zero errors through the regular season
- Shattered the UF freshman record for putouts with 399





SCHWARZ CONTINUED...

- Ranked fourth on the team with nine home runs
- Stood third for the Gators with 38 RBI
- Stands sixth among first-year Gators in home runs and RBI
- Paced the SEC in double plays (17) and putouts (399)
- Recorded 11 multi-RBI games and eight multi-hit contests
- Six game-winning RBI, including an RBI double that served as the only run – in the Super Regional final against UAB
- Notched a season-best five-game hit streak from March 29-April 5
- First career hit was a go-ahead two-run home run against No. 3 Cal at the Kajikawa Classic

High School / Travel Ball:

- 2012 graduate of Palm Beach Gardens High School
- Played travel ball with the Gold Coast Hurricanes, coached by Marty Cooper
- Led Palm Beach Gardens to the 2012 FHSAA 8A Regional Semifinals, as the Gators were nationally ranked among the top five teams in the country
- Palm Beach Gardens won three straight District and Regional titles (2009-11), with a district runner-up finish in 2012
- Gators claimed back-to-back Florida 6A State championships in 2010 and 2011
- Hit a tiebreaking homer to lead the Palm Beach Gardens to the 2011 state title, earning Player of the Game honors
- 2012 Miracle Sports Class 8A Florida High School All-State First-Team (IF)
- 2012 8A All-Conference pick
- 2012 FACA Softball All-Star
- Two-time Palm Beach Post and Sun-Sentinel First-Team All-State (2011-12)
- Three-time Palm Beach Post and Sun-Sentinel All-Area (2010-12)
 - o 2012 Defensive Player of the Year
- Won Palm Beach Gardens' 2011 Gator Award
- Also played volleyball in high school
- Graduated in the top five percent of her class



SCHWARZ' CAREER STATS

YEAR	AVG.	GP-GS	AB	R	H	2B	3B	HR	RBI	SLG%	BB	SO	SB-ATT	FLD%
2013	.266	64-57	154	29	41	3	2	9	38	.487	24	41	5-7	.995
2014	.282	65-64	170	43	48	4	1	8	40	.459	34	31	5-6	.993
2015	.231	59-30	91	27	21	4	0	2	14	.341	15	25	4-4	.991
CAREER	.265	188-151	415	99	110	11	3	19	92	.443	73	97	14-17	.993

SCHWARZ' CAREER BESTS

AB	7 vs. Nebraska (6/1/13)	3B	1, three times, last vs. Wisconsin (2/7/14)
R	3, two times, last vs. Hampton (2/6/15)	HR	2 vs. Georgia (5/11/13)
H	3, three times, last vs. Longwood (4/21/13)	BB	2, 10 times, last vs. Mercer (2/22/15)
Streak	Eight games (2/6-14, 2014)	SB	1, 14 times, last at San Diego (2/28/15)
RBI	5 at LSU (3/16/14)	PO	13 vs. Nebraska (6/1/13)
2B	1, 11 times, last vs. South Carolina (5/7/15)	A	4 at Florida State (4/9/14)



PLAYER BIOS



#7 KELSEY STEWART

5-6 | Sr. | INF | L/R

Wichita, Kan. | Maize

Major: Telecommunications – Media & Society

Career Honors:

- 2015 NFCA First Team All-American
- 2015 NFCA All-Southeast Region Second Team
- 2015 SEC Player of the Year
- 2015 All-SEC First Team
- 2015 SEC All-Defensive Team
- 2015 WCWS All-Tournament Team
- 2014 NFCA First Team All-American
- 2014 NFCA All-Southeast Region Second Team
- 2014 All-SEC First Team
- 2014 WCWS All-Tournament Team
- 2014 SEC All-Defensive Team
- 2013 NFCA All-Southeast Region Second Team
- 2013 All-SEC Second Team
- 2013 SEC All-Freshman Team
- 2013 SEC All-Tournament Team

Career Highlights:

- USA Softball Women's National Team, 2014-16
 - o Following a USA Softball Selection Camp in January, Stewart was chosen to play on the U.S. Women's National Team.
 - o Assisted USA to a silver medal at the 2015 Pan American Games
 - o Helped the Stars and Stripes to a gold medal at the World Cup of Softball X where she hit .350 in eight games
 - o Assisted the Eagles to a gold medal at the World Cup of Softball and a silver medal at the ISF XIV Women's World Championship
 - o Helped Team USA end their 2015 season with a Gold Medal finish at the Japan Cup
- 2013 USA Softball Junior Women's National Team
 - o Led the Red, White & Blue to a silver medal in July 2013 at the ISF X Jr. Women's World Championship
- Her .417 career batting average and .476 on-base percentage are the best in program history (minimum 200 at-bats)
- Holds UF single-season records for triples (11), stolen bases (36, twice) and attempts (41)
- Stands first in Gator annals for hits (293), triples (27) and steals (98) after three seasons
- Set a school record for hits in a season (102) as a sophomore
- Owns two of the three 30+ steal and 100+ hit seasons in UF history
- Ranks third in Gator history with 201 runs scored

As a Junior (2015):

- NFCA First Team All-American
- NFCA All-Southeast Region Second Team
- SEC Player of the Year
- All-SEC First Team
- SEC All-Defensive Team
- WCWS All-Tournament Team
- Started all 67 games
- Recorded the second 100+ hit season of her career and the third in Gator history
- Scored the third-most runs in a single season in UF history with 71 tallies
- Led the Gators in hitting (.435), runs scored (71), hits (101), doubles (19), triples (11), total bases (148), and stolen bases (26)
- Reached base in 63 out of the Gators 67 games
- Ranked third on the squad with a .638 slugging percentage
- Finished fourth on the team with 41 RBI
- Led the SEC with a .536 batting average, which was 78 points ahead of the No. 2 hitter
- Had 45 hits against conference opponents – 12 more than any other Gator
- Named SEC Player of the Week once (Week 11)
- Among the NCAA leaders in triples (sixth), hitting (19th), runs per game (26th), RBI (28th) and steals (33rd)
- Led the team with 29 multi-hit games
 - o Five three-hit games
 - o Three four-hit games
- Nine multi-RBI contests
 - o Two five-RBI games





STEWART CONTINUED...

- Hit .476 (50-for-105) in the friendly confines of Katie Seashole Stadium
- Set a career high with five RBI while knocking three hits, scoring twice and stealing a base on March 28 at Mississippi State
- Collected a second five-RBI game on April 4 against South Carolina
- Posted a career-best 22-game hit streak from March 27 thru the end of the regular season
- Had a hit in 10 of the 11 games during the NCAA Tournament, including a pair of multi-hit contests

As a Sophomore (2014):

- NFCA First Team All-American (At-Large/2B)
- NFCA All-Southeast Region Second Team (2B)
- All-SEC First Team (IF)
- WCWS All-Tournament Team
- Started all 67 games
- Paced the SEC in hits with a school record 102
- Tied her own school record for steals (36) and eclipsed her own standard for attempts (41)
- Led the Gators in hitting (.438), runs scored (68), doubles (T-1st, 14), triples (six), total bases (149), stolen bases and assists (114)
- Began the season with a UF-record 41-game reached-base streak
- Ranked second on the squad with a .639 slugging percentage
- Finished third for the Gators with 57 RBI
- Hit .464 in conference play to lead the SEC
- Ranked among the SEC leaders in triples (first), total bases (first), hitting (second), steals (third), runs scored (fourth), RBI (seventh), doubles (T-7th) and on-base percentage (ninth, .494)
- Among NCAA leaders in triples (sixth), hitting (19th), runs per game (26th), RBI (28th) and steals (33rd)
- Led the team with 32 multi-hit games
 - o Seven three-hit games
 - o Two four-hit games
- 17 multi-RBI contests
 - o Four three-RBI games
 - o One four-RBI game
- Improved her average each month of the season, finishing with a team-best .519 mark in May/June
- Hit three home runs in a four-game span Feb. 9-14
- Had four hits, drove in three runs and tied a school record with four runs scored March 8 vs. Ole Miss
- Collected another four-hit game on April 20 at Texas A&M, as the Gators earned their first SEC road sweep of the year
- Had a hit in every game during the NCAA Tournament, including eight multi-hit games in Gators' 11 NCAA contests
- Hit a three-run home run immediately before a weather delay to give the Gators a 4-0 lead in the deciding game of the Super Regional against Washington
- During the Super Regional, led the team with four runs scored, five hits (T-1st), one home run (T-1st), four RBI (T-1st) and eight total bases
- Batted .471 at the Women's College World Series in Oklahoma City with five runs scored, two stolen bases and two RBI

As a Freshman (2013):

- NFCA All-Southeast Region Second Team (2B)
- Second Team All-SEC (INF)
- Freshman All-SEC (INF)
- SEC All-Tournament Team
- Started all 67 games
- Was on base in all but six games
- Led UF with a .378 batting average
- 29 multi-hit games
 - o Six three-hit games
- Seven multi-RBI games
 - o Two three-RBI games
- Shattered Gator freshman records for hitting (.378), at bats (238), hits (90), runs (62), triples (10) and steals
- Paced the nation in three-baggers (10)
- Ranked second in the SEC with 90 hits; led the league in plate appearances (274) and at bats (238)
- Two-time SEC Player of the Week (2/11 & 4/15)
- CollegeSoftball360.com Primetime National Player of the Week (2/12)
- Four hit streaks of eight or more games in 2013, including spans of eight, nine, 10 and 12 games
- First career hit was a leadoff triple in UF's first at-bat of the year against Creighton
- Threw out the would-be tying run with two outs in the bottom of the seventh at home plate in Super Regionals against UAB
- Knocked in a season-high three RBI twice – Feb. 8 vs. Creighton and Feb. 23 vs. Georgia Tech
- Batted .302 in the postseason with 13 hits, three triples and five stolen bases





PLAYER BIOS



STEWART CONTINUED...

High School / Travel Ball:

- 2012 graduate of Maize High School
- No. 2 recruit on the 2012 ESPN 100 list
- 2012 ESPNHS First-Team All-American (IF)
 - o Hit .649 her senior season with 12 homers, 52 runs scored, 65 RBI, a 1.378 slugging percentage and a .711 on-base mark, while scoring 52 runs as the Eagles went 22-2 (12-0 in league play) and mounted a semifinal run in the KSHSAA State Tournament
- 2012 NFCA High School All-America Second Team (SS)
- 2012 NFCA All-South Central Region First Team
- A 2012 NFCA Player of the Week for the South Central Region
- 2012 Wichita Eagle All-Metro Team
- 2011 TCS All-American
- ESPNHS Softball Midlands Player of the Week (5/3/11)
- 2010 Kansas Softball Gatorade Player of the Year
 - o Hit .556 with four doubles, nine triples and two homers her sophomore season
- Invited to the 2010 USA Softball Junior Women's National Team Selection Camp
- 2010 Under Armour All-American
- Four-time First-Team All-State
- Four-time First Team All-League
- A four-sport athlete:
 - o Two-time basketball letterwinner (2009-10)
 - o Two-time volleyball letterwinner (2008 & 2010)
 - o 2011 UCA All-American cheerleader
- Member of the Student Council
- Played travel ball with the Wichita Mustangs, coached by Mark Griggs



STEWART'S CAREER STATS

YEAR	AVG.	GP-GS	AB	R	H	2B	3B	HR	RBI	SLG%	BB	SO	SB-ATT	FLD%
2013	.378	67-67	238	62	90	9	10	3	30	.538	29	35	36-39	.971
2014	.438	67-67	233	68	102	14	6	7	57	.639	24	23	36-41	.964
2015	.435	67-67	232	71	101	19	11	2	41	.638	21	21	26-28	.967
CAREER	.417	201-201	703	201	293	42	27	12	128	.605	74	79	98-108	.968

STEWART'S CAREER BESTS

AB	7 vs. Nebraska (6/1/13)	3B	1, 27 times, last vs. LSU (5/29/15)
R	4 vs. Ole Miss (3/8/14)	HR	1, 12 times, last vs. South Carolina (5/7/15)
H	4, five times, last at Texas A&M (4/24/15)	BB	2, 14 times, last at Mississippi State (3/28/15)
Streak	22 games (3/27-5/7, 2015)	SB	2, 15 times, last vs. Michigan (6/3/15)
RBI	5, two times, last vs. South Carolina (4/4/15)	PO	6 vs. Missouri (2/22/13)
2B	2, five times, last vs. Texas A&M (4/24/15)	A	7 at Texas A&M (4/18/14)



#20 THERESA SWERTFAGER

5-4 | Fr. | INF | R/R

Katonah, N.Y. | John Jay

Major: Education

High School / Travel Ball:

- 2015 graduate of John Jay High School
- Played travel ball with Frozen Ropes Force, coached by Tony Abbatine
- Started at every position, including pitcher and catcher in high school
- Three-time All-League selection (2012-14)
- Two-time All-County selection (2014-15)
- Two-time All-State selection (2014-15)
- Three-time team captain (2013-15)
- Led John Jay since her freshman season in every major offensive category, with several school records
- Career stats:
 - o .468 average
 - o 23 doubles
 - o 10 triples
 - o 15 home runs
 - o 68 RBI
 - o 5.586 on-base percentage
 - o .915 slugging percentage
- Four-time New York State Scholastic Athlete Award winner (2011-14)
- Also played volleyball as a libero
 - o Two-time All-State
 - o Team captain
 - o All-State Tournament Team
- Was a member of the National Honor Society



PLAYER BIOS



#00 ALEXANDRA VOSS

5-2 | Fr. | INF | L/R

Coral Springs, Fla. | Coral Springs

Major: Business

High School / Travel Ball:

- 2015 graduate of Coral Springs High School
- Played travel ball for Florida Power Black, coached by Jeff Lantz
- 2015 Florida Class 8A First Team All-State
- Helped lead the Florida Power Black to a third-place finish at 2014 Triple Crown Nationals
- Four-time All-Broward County selection
- Also lettered in soccer
- 2015 FHSAA Scholar Athlete
- Carried a weighted GPA of 4.89 and ranks in the top three percent of her senior class (600+ students)
- Member of the National and Spanish Honor Societies
- Four-year member of the Student Government Association
- Named Florida Student Council Parliamentarian
- Silver Cord recipient for community service



#25 JANELL WHEATON

5-7 | So. | C/1B | R/L

San Dimas, Calif. | San Dimas

Major: Business

Career Honors:

- 2015 SEC First-Year Academic Honor Roll
- 2015 NFCA All-America Scholar-Athlete

As a Freshman (2015):

- SEC First-Year Academic Honor Roll
- NFCA All-America Scholar-Athlete
- 38 Games / 19 Starts
- Ranked fifth on the team in doubles with six
- Committed just one error in 96 chances as she had a stellar .990 fielding percentage
- Led the team with a .571 average (4-for-7) with the bases loaded, as she had 11 RBI with two doubles and one grand slam
- Hit .276 with runners in scoring position
- Hit two doubles and drove in four runs in her Gator debut (2/6 vs. Hampton)
- Recorded a grand slam against Mercer on Feb. 22 in Game 1 of a doubleheader
- Drove in the game-winning run with a walk off double in the eighth inning vs. UNF (4/1)
- Notched her second career multi-hit game against Hofstra during the NCAA Regional (5/16)

High School / Travel Ball:

- 2014 graduate of San Dimas High School
- Played travel ball with the OC Batbusters Powered by Team Mizuno, coached by Mike Stith
- The No. 15 player on the Hot 100 Seniors on StudentSports.com's 2014 list
- Led Team Mizuno to Premier Girls Fastpitch national championships in 2012 (16U) and 2014 (18U), along with a runner-up finish (18U) in 2013
- Team Mizuno won back-to-back titles at the 18U New Jersey Showcase Tournament (2013-14) and the Colorado Independence Tournament (2012-13)
- Played for coach Don Pollard at San Dimas
- Batted above .600 during each of her final three prep seasons, and finished her high-school career with 12 home runs and 150 RBI
- Two-time team captain at San Dimas (2013-14)
- Three-time team MVP (2011-13)
- 2014 First Team All-State
- Two-time First Team All-CIF (2013-14)
- Four-time All-Valley Vista League honoree (2011-14)
- Three-time All-Valley Vista League MVP (2012-14)
- Two-time San Gabriel Valley All-Area Team selection (2013-14)
- 2014 San Gabriel Valley Player of the Year
- Played basketball for San Dimas as a freshman, starting as a guard/forward
- Three-time Scholar-Athlete
- Member of the class honor guard, designating her in the top 20 students in the Class of 2014
- 2014 San Dimas Female Scholar-Athlete of the Year
- 2014 Foothill Citrus Athletic Directors Association Scholar-Athlete Award
- Named to the 2014 Valley Vista Five
- Two-time First Team All-Academic honoree (2012-13)



WHEATON'S CAREER STATS

YEAR	AVG.	GP-GS	AB	R	H	2B	3B	HR	RBI	SLG%	BB	SO	SB-ATT	FLD%
2015	.209	38-19	67	8	14	6	0	1	17	.343	5	6	0-0	.990
CAREER	.209	38-19	67	8	14	6	0	1	17	.343	5	6	0-0	.990

WHEATON'S CAREER BESTS

AB	4, two times, last vs. Hofstra (5/16/15)	3B	--
R	2 vs. Hampton (2/6/15)	HR	1 vs. Mercer (2/22/15)
H	2, two times, last vs. Hofstra (5/16/15)	BB	2 vs. San Jose St. (3/5/15)
Streak	--	SB	--
RBI	4, two times, last vs. Mercer (2/22/15)	PO	9 vs. Alabama (3/21/15)
2B	2 vs. Hampton (2/6/15)	A	2, three times, last vs. Alabama (3/23/15)



2015 YEAR-IN-REVIEW

TEAM HIGHLIGHTS

- Won the program's second straight national title, defeating Michigan two games to one in the final of the Women's College World Series.
- In the 34-year history of the WCWS, 12 different teams have claimed the national title. Florida joins UCLA (2003, 2004 / 1988, 1989, 1990 / 1984, 1985) and Arizona (2006, 2007 / 1996, 1997 / 1993, 1994) as the only three programs to claim NCAA titles in consecutive years.
- In the 11 years of the Regional-Super Regional-WCWS format, Florida is the fifth No. 1 seed to win the title (Florida – 2015; Oklahoma – 2013; Arizona State – 2011; Arizona – 2007; Michigan – 2005).
- Florida ranked No. 1 in the 2015 ESPN/USA Today preseason poll. The last preseason No. 1 team to win the NCAA title was Arizona in 2007.
- The Florida-Michigan meeting marked the fifth consecutive year a Southeastern Conference team appeared in the WCWS Championship Series.
- Finished the season 60-7 – tied with UM for the highest win total in the country.
- Notched the Gators' third 60-win season.
- Recorded Florida's seventh 50-win season.
- Advanced to the WCWS for the seventh time in the past eight seasons.
- Ranked first in the country in winning percentage; first in fielding percentage; 22nd in scoring; 29th slugging percentage and 32nd in home runs per game; 4th in ERA; and 11th in on base percentage.
- Recorded the 900th win in program history on April 26, a 9-1 win over Texas A&M.
- Head coach Tim Walton notched career win No. 550 at UF on the fourth day of the WCWS (May 31), when the Gators downed Auburn, 3-2, in nine innings to advance to the Championship Series.
- Picked up the No. 1 National Seed in the 2015 NCAA Tournament, UF's seventh-
- straight top-five national seed.
- Was one of five SEC teams in the eight-team WCWS field. Before this year, the Pac-12 was the last league to send five teams to the WCWS (1999).
- Received an NCAA Tournament bid for the 16th time in school history and hosted NCAA Regionals at KSP Stadium for the 11th straight season, including each year under Tim Walton.
- Boasted four NFCA All-Southeast Region Team members: Lauren Haeger, Kirsti Merritt, Aleshia Ocasio (first team); Kelsey Stewart (second team).
- Lauren Haeger, Kelsey Stewart (first team) and Aleshia Ocasio (third team) went on to earn All-America honors, bringing the tally to 15 athletes with 29 honors under Tim Walton, as the Gators have had at least one All-American each of the last nine years, including a first-team selection for eight straight seasons.
- Had three All-SEC selections and two SEC All-Freshman Team members.
- Lauren Haeger was the 2015 USA Softball National Collegiate Player of the Year and became the first Gator to receive the award, which is considered the most prestigious honor in Division I women's softball.
- Lauren Haeger was the 2015 SEC Female Athlete of the Year - eighth Gator (and fifth female) to earn the league's Athlete of the Year honor.
- Led the Southeastern Conference in three major categories: wins (60), ERA (1.63) and fielding percentage (.981).
- The Gators and their opponents were caught stealing 11 and 12 times, respectively; however, UF had 81 more steals (94) than its foes (13).
- Florida's .981 fielding percentage in 2015 is the best mark in school history, eclipsing the .979 mark set in 2013.
- The Gators committed just 33 errors (UF record), which is seven fewer than any

2015 SUPERLATIVES

Record: 60-7

NCAA Finish: National Champions

WCWS All-Tournament Team: 4 players | Lauren Haeger (MOP), Nicole DeWitt, Aubree Munro, Kelsey Stewart

Final Poll Rankings: No. 1 ESPN.com/USA Softball | No. 1 USA Today/NFCA

SEC Finish: SEC Champions (18-5)

SEC Tournament Finish: 1-1 (lost to Tennessee in semifinal)

All-Americans: 3 with 3 honors | Lauren Haeger, Kelsey Stewart (first team); Aleshia Ocasio (third team)

NFCA All-Southeast Region: 4 players | Lauren Haeger, Kirsti Merritt, Aleshia Ocasio (first team); Kelsey Stewart (second team)

Honda Award: Lauren Haeger

USA Softball National Collegiate Player of the Year: Lauren Haeger

SEC Female Athlete of the Year: Lauren Haeger

SEC Pitcher of the Year: Lauren Haeger

SEC Player of the Year: Kelsey Stewart

All-SEC: 3 players | Lauren Haeger, Kirsti Merritt, Kelsey Stewart (first team)

SEC All-Freshman Team: 2 player | Nicole DeWitt, Aleshia Ocasio

SEC Academic Honor Roll: 7 players | Bailey Castro, Taylore Fuller, Briana Little, Kathlyn Medina, Kirsti Merritt, Aubree Munro, Taylor Schwarz

SEC First-Year Academic Honor Roll: 4 players | Becca Shipper

Janell Wheaton, Kayli Kvistad, Megan Reed

Letterwiners Returning/Lost for 2016: 14/6

Departing Players: Bailey Castro, Jessica Damico, Lauren Haeger, Briana Little, Francesca Martinez, Kathlyn Medina

Newcomers: 7 players | Kelly Barnhill, Brooke Clemens, Amanda Lorenz, Lily Mann, Sophia Reynoso, Theresa Swertfager, Alexandra Voss

previous squad.

- Junior Kelsey Stewart and former Gator Michelle Moultrie both were selected to USA Softball's National Team following the season.
- Freshman Nicole DeWitt and incoming frosh Kelly Barnhill both were invited to USA Softball's Women's Junior National Team following the season.
- Walton completes the 2015 campaign with a 552-121 (.820) record at UF and boasts a 675-185 (.785) career record as a head coach. Walton is 64-23 (.735) in the NCAA Tournament as a head coach, while the Florida program moved to 32-18 (.640) in NCAA Regional play, 15-3 (.833) in Super Regional play and 22-12 (.647) in WCWS
- action.
- Walton, assistant coach Jennifer Rocha and former assistants Kenny Gajewski and Stacie Pestrak (volunteer) were named the 2015 National Fastpitch Coaches Association Division I National Coaching Staff of the Year.
- That was the first NFCA national honor received by the UF staff in program history. Walton and his staff were previously named NFCA Southeast Region Coaching Staff of the Year four times (2007, 2008, 2009, 2011).



INDIVIDUAL HIGHLIGHTS

Nicole DeWitt

- Named to the WCWS All-Tournament Team
- Named to the SEC All-Freshman Team
- Two-time SEC Freshman of the Week (Weeks 9 & 11)
- Finished the season with a .331 average, which ranked third on the team and was the third-highest clip recorded by a UF freshman (min. 100 AB)
- Hit .341 off right-handed pitching, .360 with runners on base, .346 with runners in scoring position and .500 (5-for-10, 17 RBI) with the bases loaded
- 60 games / 53 starts
- Recorded 14 multi-hit games, which led the freshman class
- Notched seven multi-RBI games
- Sent UF to the WCWS Championship Series with a single to left field which scored Justine McLean in the bottom of the ninth inning, to give the Gators a thrilling extra-inning victory over Auburn, 3-2
- Ranked third on the team in doubles with 10
- Recorded a perfect fielding percentage (58 putouts, 20 assists)

Lauren Haeger

- USA Softball National Collegiate Player of the Year
- 2015 WCWS Most Outstanding Player
- Second Gator to win the Honda Award for softball
- One of three finalists for the Collegiate Women Sports Award
- Nominated for two ESPY Awards
- SEC Female Athlete of the Year
- SEC Pitcher of the Year & First Team All-SEC (P)
- First Team NFCA All-Southeast Region (P)
- Joined Babe Ruth as the only players in Division I softball, baseball or Major League Baseball history to reach the 70-70 plateau (career victories and career home runs)
- Two-time National Player of the Week (NFCA, Week 2; espnW, Week 8)
- Three-time SEC Pitcher of the Week (Weeks 2, 9 and 11)
- Finished the 2015 season with a 32-2 record after beginning the year with 24 consecutive victories to mark

- the best start to a campaign in Gator history
- Held an 15-2 record against ranked opponents
- 2015 ERA No. 4 in the nation, 1.23
- Earned the win in Game 1 of each of Florida's eight Southeastern Conference series
- 67 games / 67 starts
- Finished the season with a team-best 19 homers and 71 RBI, which ranked 26th and 15th in the country
- Hit .433 in the NCAA Tournament, .364 vs. left-handed pitching and .363 with runners on base
- Set the Florida and SEC career home run record with her 66th, a grand slam at Georgia on April 18 in Game 1 of a doubleheader
- Set the all-time Gator RBI benchmark with her 222nd on March 6 vs. Arizona

Kirsti Merritt

- NFCA All-Southeast Region First Team
- First Team All-SEC
- SEC Academic Honor Roll
- 67 games / 67 starts
- Ranked among the team leaders in hitting (fifth), runs (third), hits (third), doubles (second), triples (second), homers (fourth), RBI (third) and steals (second)
- Set career bests in hitting (.325), doubles (12), slugging (.568), on-base percentage (.498), putouts (72) and fielding percentage (.987)
- Batted .400 with two runs, two RBI and one homer during the two games of the NCAA Super Regional against Kentucky
- Hit .375 in SEC play, representing a 50-point jump over her season clip, with 19 RBI to rank third on the squad
- Excelled on the road, posting a .341 average with six extra-base hits and 12 RBI in 16 games
- Provided an offensive spark during the month of March, when she ranked second on the team in hitting at .359 and led the squad with four home runs
- Compiled a career-long nine-game hitting streaks from March 21 to April 4
- Played and started every game for the Gators
- Knocked a season-best three hits in UF's second game at the WCWS on May 29 against LSU

- Hit two home runs and recorded a season-best four RBI on Feb. 8 against Jacksonville

Aleshia Ocasio

- 2015 NFCA Third Team All-American
- 2015 NFCA All-Southeast Region First Team
- Florida's third freshman All-American in school history (Aja Paculba, 2008; Hannah Rogers, 2011)
- 20 appearances / 10 starts
- Tossed six innings of two-run softball, while notching three strikeouts in Game 1 of the WCWS Championship Series against Michigan
- Set the Florida single-game record for strikeouts in a seven-inning game with 17 against Florida A&M in Game 1 of the 2015 NCAA Gainesville Regional
- Stands among UF freshman leaders in ERA (seventh, 2.01), wins (third, 18), strikeouts (third, 155), complete games (T-6th 10), shutouts (T-6th, four) and saves (T-5th, two)
- Defeated No. 8 Michigan in her first career start on Feb. 7 at the USF Softball Classic in Tampa
- Recorded four 10+ strikeout games, including 10 vs. Michigan in her UF debut and 10 at Mississippi State on March 29
- Owned an 9-2 record against ranked opponents striking out 65 batters in 73.2 innings in those games
- Fourth UF freshman in five years with 100+ strikeouts
- Recorded two saves and two seven-inning one-hitters throughout the season

Kelsey Stewart

- 2015 NFCA First Team All-American
- 2015 NFCA All-Southeast Region Second Team
- 2015 SEC Player of the Year
- 2015 All-SEC First Team
- 2015 SEC All-Defensive Team
- 2015 WCWS All-Tournament Team
- Started all 67 games
- Recorded the second 100+ hit season of her career and the third in Gator history
- Scored the third-most runs in a single season in UF history with 71 tallies
- Led the Gators in hitting (.435), runs scored (71), hits (101), doubles (19), triples (11), total bases (148), and stolen bases (26)

2015 STATISTICAL LEADERS

Average:	.435	Kelsey Stewart
Hits:	101	Kelsey Stewart
Doubles:	19	Kelsey Stewart
Triples:	11	Kelsey Stewart
HR:	19	Lauren Haeger
RBI:	71	Lauren Haeger
Runs:	71	Kelsey Stewart
Slugging %:	.707	Bailey Castro
On base %:	.536	Bailey Castro
Walks:	49	Lauren Haeger
Stolen bases:	26	Kelsey Stewart
Wins:	32	Lauren Haeger
Saves:	5	Delanie Gourley
ERA:	1.23	Lauren Haeger
Strikeouts:	214	Lauren Haeger
Putouts:	354	Aubree Munro
Assists:	107	Kathlyn Medina
Fielding %:	1.000	9 players

- Reached base in 63 out of the Gators 67 games
- Ranked third on the squad with a .638 slugging percentage
- Finished fourth for the Gators with 41 RBI
- In league play, led the SEC with a .536 average that was 78 points ahead of the No. 2 hitter
- Had 45 hits against conference opponents – 12 more than any other player
- Named SEC Player of the Week once (Week 11)
- Among NCAA leaders in triples (sixth), hitting (19th), runs per game (26th), RBI (28th) and steals (33rd)
- Hit .476 (50-for-105) in the friendly confines of Katie Seashole Stadium
- Had a hit in 10 of the 11 games during the NCAA Tournament, including a pair of multi-hit contests

SIGNEES

Player	Hometown
Kelly Barnhill	Marietta, Ga
Brooke Clemens	Rotonda West, Fla.
Amanda Lorenz	Moorpark, Calif.
Lily Mann	St. Cloud, Fla.
Sophia Reynoso	Palmdale, Calif.
Theresa Swertfager	Katonah, N.Y.
Alexandra Voss	Coral Springs, Fla.



2015 OVERALL STATISTICS

GATORS®

Record: 60-7 Home: 29-2 Away: 13-3 Neutral: 18-2 SEC: 18-5

Player	avg	g	ab	r	h	2b	3b	hr	rbi	bb	slg%	lob	avg	g	ab	r	h	2b	3b	hr	rbi	po	e	a	fld%
Kelsey Stewart	.435	67-67	232	71	101	19	11	2	41	146	.638	21	5	21	0	.457	3	1	28-28		105	72	8	.967	
Justine McLean	.360	60-33	89	27	32	1	0	0	5	33	.371	6	1	13	0	.406	0	3	10-11		35	1	0	1.000	
Lauren Haege	.348	67-67	187	50	65	9	0	19	71	131	.701	49	5	23	2	.492	1	1	2-3		8	36	2	.987	
Nicole DeWitt	.331	60-53	151	40	50	10	1	2	28	68	.450	22	15	25	0	.460	1	4	10-11		58	20	0	1.000	
Kirsti Merritt	.325	67-67	169	48	55	12	1	9	47	96	.568	29	35	27	1	.498	6	10	23-25		72	5	1	.967	
Bailey Castro	.293	63-61	133	42	39	4	0	17	36	94	.707	45	27	32	0	.536	2	1	1-1		22	0	0	1.000	
Taylor Fuller	.276	44-43	163	40	45	4	0	14	56	91	.528	23	17	52	0	.413	3	5	7-7		142	66	8	.963	
Kayli Kvistad	.241	60-37	108	16	26	5	0	6	36	49	.454	25	1	17	1	.385	1	0	1-1		104	1	0	1.000	
Taylor Schwarz	.231	59-30	91	27	21	4	0	2	14	31	.341	15	9	25	0	.391	0	1	4-4		216	0	2	.991	
Aubree Munro	.225	57-51	89	9	20	4	0	2	15	30	.337	18	3	17	1	.369	1	10	1-1		354	27	0	1.000	
Jaredl Weston	.209	38-19	67	8	14	6	0	1	17	23	.343	5	0	6	0	.253	3	1	0-0		85	11	1	.990	
Briana Little	.175	40-18	63	12	11	1	0	4	15	24	.381	6	6	13	1	.307	0	0	0-1		18	3	0	1.000	

Megan Reed	.500	2-0	2	0	1	0	0	0	0	1	.500	0	0	1	0	.500	0	0	0-0		0	0	0	.000	
Jessica Damm	.250	30-2	4	16	1	0	0	0	2	1	.250	2	2	1	0	.625	0	0	7-9		8	0	0	1.000	
Aleshia Ocasio	.212	21-17	33	8	7	0	1	1	2	12	.364	6	1	6	0	.350	0	1	0-1		4	33	4	.902	
Chelsea Horvath	.211	31-2	19	5	4	1	0	0	2	5	.263	6	1	6	0	.423	0	0	0-0		1	0	0	1.000	
Kathlyn Medina	.200	67-67	50	11	10	1	0	1	3	14	.280	4	0	9	0	.259	0	3	1-1		77	107	7	.963	
Becan Shipper	.000	4-0	3	2	0	0	0	0	0	0	.000	1	0	1	0	.250	0	0	0-0		0	1	0	1.000	
Francisca Martinez	.000	21-0	2	7	0	0	0	0	1	0	.000	1	0	1	0	.333	0	0	1-1		0	0	0	.000	
Delanie Gourley	.000	1-1	0	0	0	0	0	0	0	0	.000	0	0	0	0	.000	0	0	0-0		1	16	2	.895	
Totals	.303	67	1655	439	502	81	14	80	391	851	.514	284	128	296	6	.438	21	41	94-105		1312	410	33	.981	
Opponents	.190	67	1573	122	299	37	5	32	114	442	.281	100	36	474	5	.254	2	26	13-25		1217	498	84	.952	

LHB - Team (474), Opp (303). DPs turned - Team (24), Opp (22). CJ - Team (0), Opp (1). RHB - Team (7), Haege 7, Opp (3).

(All games Sorted by Earned run avg)

Player	era	w-l	app	g	cg	sho	sv	ip	h	r	er	bb	so	2b	3b	hr	ldfng	wp	lp	bk	sf	sh
Lauren Haege	1.23	32-2	41	35	25	12/3	0	222.1	145	41	39	43	214	20	2	9	.185	1	10	0	0	15
Aleshia Ocasio	2.01	18-3	30	20	10	4/3	2	136.0	101	45	39	25	155	12	2	16	.200	7	14	0	1	7
Delanie Gourley	2.13	10-2	26	12	5	4/3	5	79.0	53	26	24	32	105	5	1	7	.186	8	12	0	1	4
Totals	1.63	60-7	67	67	40	24/4	7	437.1	299	122	102	100	474	37	5	32	.190	16	36	0	2	26
Opponents	6.33	7-60	67	67	26	1/0	1	405.2	502	439	367	284	296	81	14	80	.303	36	128	10	21	41

PB - Team (5), Munro 5, Opp (19). Pickoffs - Team (1), Munro 1. SBA/ATT - Munro (8-15), Haege (4-9), Damm (5-9), Gourley (4-7), Fuller (4-6), Weston (1-1).



Record: 12-5 Home: 10-2 Away: 2-3 SEC: 12-5

Player	avg	g	r	h	2b	3b	hr	rbi	bb	slg%	lob	ip	w	era	whip	stl	cs	sb-att	po	a	e	fld%	
Kelsey Stewart	.526	23-23	84	29	45	4	5	1	13	.62	.738	6	0	6	0	.554	2	0	7-7	42	20	1	.906
Kirsti Merritt	.375	23-23	64	18	24	6	1	2	19	.38	.594	9	10	9	1	.500	3	2	7-8	28	2	1	.968
Minnie DeWitt	.344	21-19	61	13	21	4	0	1	15	.28	.459	6	3	7	0	.423	1	1	2-2	24	9	0	1.000
Justine McLean	.344	21-12	32	10	11	1	0	0	1	.12	.375	1	1	6	0	.382	0	1	4-4	13	0	0	1.000
Lauren Haege	.523	23-23	62	16	20	3	0	6	22	.41	.661	20	2	12	1	.494	1	0	0-1	1	11	0	1.000
Bailey Castro	.302	20-19	43	12	13	1	0	7	15	.35	.814	18	6	9	0	.544	1	0	1-1	11	0	0	1.000
Andrea Murro	.242	21-19	33	4	3	2	0	1	3	.13	.394	3	1	7	1	.316	1	3	1-1	115	12	0	1.000
Kayli Kvistad	.214	21-16	42	7	9	1	0	1	11	.13	.310	13	1	8	0	.411	0	0	1-1	57	1	0	1.000
Taylor Fuller	.211	23-21	57	14	12	0	0	5	20	.27	.474	6	8	24	0	.361	1	1	1-1	34	20	5	.915
Kathlyn Medina	.111	23-23	18	4	2	0	0	0	1	.2	.111	2	0	5	0	.200	0	3	0-0	27	41	1	.986
Briana Little	.083	14-7	24	3	2	0	0	0	2	.2	.083	1	2	6	0	.185	0	0	0-0	11	2	0	1.000
Taylor Schwarz	.080	18-6	25	6	2	0	0	0	1	.2	.080	4	3	9	0	.281	0	0	0-0	67	1	0	1.000

Jessica Damico	.500	18-1	2	6	1	0	0	0	1	.1	.500	1	0	0	0	.667	0	0	3-4	3	0	0	1.000
Chelsea Horvath	.375	13-1	3	4	3	1	0	0	2	.4	.500	5	0	1	0	.615	0	0	0-0	0	0	0	.800
Janell Wheaton	.222	8-4	18	3	4	1	0	0	1	.5	.278	0	0	4	0	.222	0	0	0-0	20	2	1	.957
Aleshia Ocasio	.000	7-7	13	1	0	0	0	0	1	.0	.000	2	1	3	0	.182	0	0	0-0	1	10	1	.932
Becca Shipper	.000	1-0	1	1	0	0	0	0	0	.0	.000	1	0	0	0	.500	0	0	0-0	0	1	0	1.000
Francesca Martinez	.000	6-6	0	3	0	0	0	0	0	.000	.000	0	0	0	0	.000	0	0	0-0	0	0	0	.800
Totals	.302	23	587	154	177	24	6	24	138	.285	.486	98	38	116	3	.427	10	11	27-30	454	158	10	.984
Opponents	.245	23	572	81	140	15	3	23	76	.230	.402	47	12	130	2	.315	1	10	8-13	435	148	22	.964

LHB - Team (156), Opp (107). DP's turned - Team (7), Opp (8). CI - Team (0), Opp (1). BB - Team (5), Haege 3, Opp (2).

(SEC games only Sorted by Earned run avg)

Player	era	w-l	app	g	cg	sho	sv	ip	h	r	w	bb	so	2b	3b	hr	batavg	wp	lp	bk	sf	sh
Lauren Haege	2.48	3-0	14	10	11	3/0	0	70.2	54	25	25	21	57	3	1	3	.215	0	2	0	0	4
Aleshia Ocasio	3.80	6-3	12	10	3	1/0	0	55.1	60	34	30	12	47	6	1	11	.269	3	5	0	0	3
Delanie Gourley	4.42	3-2	10	3	0	0/0	3	25.1	26	22	16	14	26	1	1	4	.265	5	5	0	1	3
Totals	3.28	18-5	23	23	11	4/0	3	151.1	140	81	71	47	130	15	3	23	.245	8	12	0	1	10
Opponents	6.18	5-18	23	23	11	0/0	0	145.0	177	154	128	98	116	24	6	24	.302	15	38	1	10	11

PB - Team (0), Opp (10). SBA/ATT - Murro (5-9), Ocasio (4-7), Haege (3-5), Fuller (2-0), Gourley (1-1).



2015 POSTSEASON STATISTICS



Record: 10-1 Home: 5-0 Away: 0-0 Neutral: 5-1 SEC: 0-0

Player	avg	g	ab	r	h	2b	3b	hr	rbi	bb	slf	lob	hp	wp	gdp	slg%	st	sh	sb-att	po	e	e	fld%
Lauren Haeger	.433	11-11	30	7	13	2	0	4	11	27	.900	3	2	1	0	.575	0	0	1-1	2	14	1	.941
Kelsey Stewart	.342	11-11	38	5	13	3	2	0	4	20	.526	2	2	3	0	.405	0	0	4-4	13	12	1	.962
Kirsti Merritt	.294	11-11	34	6	10	1	0	1	3	14	.412	2	3	4	0	.385	0	1	5-5	18	2	0	1.000
Nicole DeWitt	.286	11-11	35	7	10	1	0	1	3	14	.400	3	1	7	0	.359	0	1	1-2	18	0	0	1.000
Justine McLean	.280	11-9	25	4	7	0	0	0	1	7	.280	1	0	1	0	.308	0	1	4-5	9	1	0	1.000
Aubree Munro	.278	11-10	18	1	5	1	0	0	0	6	.333	6	0	3	0	.458	0	3	0-0	57	1	0	1.000
Taylorne Fuller	.259	11-11	27	5	7	0	0	2	6	13	.481	5	4	6	0	.432	1	1	4-4	27	18	2	.957
Kayli Kvistad	.200	9-5	15	1	3	1	0	1	5	7	.467	3	0	4	0	.333	0	0	0-0	21	0	0	1.000
Janel Whiston	.167	6-3	12	0	2	0	0	0	0	2	.167	0	0	1	0	.167	0	0	0-0	7	0	0	1.000
Taylor Schwarz	.133	11-4	15	1	2	0	0	0	2	2	.133	1	2	4	0	.278	0	0	0-0	42	2	0	1.000
Bailey Castro	.048	10-10	21	2	1	0	0	1	1	4	.190	7	5	7	0	.394	0	1	0-0	3	0	0	1.000

Alexis Ocasio	.250	2-2	4	1	1	0	0	0	0	1	.250	0	0	0	0	.250	0	0	0-0	0	2	0	1.000
Briana Little	.000	5-1	5	0	0	0	0	0	0	0	.000	0	0	1	0	.000	0	0	0-0	0	0	0	.000
Chelsea Hornsby	.000	5-0	2	0	0	0	0	0	0	0	.000	0	0	1	0	.000	0	0	0-0	0	0	0	.000
Kathlyn Medina	.000	11-11	2	0	0	0	0	0	0	0	.000	0	0	1	0	.000	0	0	0-0	20	21	1	.976
Jessica Davison	.000	7-0	0	2	0	0	0	0	0	0	.000	0	0	0	0	.000	0	0	1-1	0	0	0	.000
Francesca Martinez	.000	5-0	0	1	0	0	0	0	0	0	.000	0	0	0	0	.000	0	0	0-0	0	0	0	.000
Totals	.261	11	283	43	74	9	2	10	36	117	.413	38	19	44	0	.384	1	8	20-22	237	73	5	.984
Opponents	.156	11	275	8	43	3	0	1	8	49	.178	15	9	65	0	.224	0	4	0-0	221	91	11	.966

LHB - Team (15), Opp (25). DPs turned - Team (5), Opp (6). RSB - Team (3), Haeger 3, Opp (1).

(2015 Postseason Stats Sorted by Earned run avg)

Player	era	w-l	app	gs	cg	sho	sv	ip	h	r	er	bb	so	2b	3b	hr	bfbat	wp	hp	btc	sfa	sho
Delanie Gourley	0.00	0-0	1	0	0	0/0	1	1.0	1	0	0	1	1	0	0	0	.250	0	0	0	0	0
Lauren Haeger	0.65	8-1	9	9	9	5/0	0	65.0	36	6	6	9	44	3	0	1	.159	0	7	0	0	4
Alexis Ocasio	1.00	2-0	2	2	1	1/0	0	13.0	8	2	2	5	20	0	0	0	.133	1	2	0	0	0
Totals	0.71	10-1	11	11	10	6/0	1	79.0	43	8	8	15	65	3	0	1	.156	1	9	0	0	4
Opponents	3.42	1-10	11	11	4	1/0	0	73.2	74	43	36	38	44	9	2	10	.261	5	19	0	1	8

PB - Team (1), Munro 1, Opp (2).

2015 SCHEDULE & RESULTS



Date	Opponent	ab	r	h	hi	2b	3b	hr	hb	bb	sh	cs	hbp	sac	sf	ldg	k	pu	e	avg	
Feb 06	vs Hampton	28	17	14	14	6	1	0	5	0	3	0	1	0	0	0	1	15	5	0	.500
Feb 07	vs Michigan	20	2	2	1	0	0	0	2	0	0	0	1	1	0	0	3	21	6	3	.333
Feb 07	vs Illinois State	25	8	12	8	1	1	2	2	0	2	1	1	0	0	0	2	15	5	0	.384
Feb 08	vs Jacksonville	23	9	10	9	1	1	3	6	0	1	0	0	1	0	0	4	15	6	1	.396
Feb 08	at USF	29	10	8	7	1	0	3	8	0	1	0	5	0	1	0	3	21	7	2	.368
Feb 11	at Jacksonville	31	16	15	16	4	0	1	6	0	1	0	1	0	2	0	1	15	3	1	.391
Feb 13	NC STATE	22	1	2	0	0	0	0	5	0	1	0	0	0	0	0	6	21	6	1	.354
Feb 14	NC STATE	19	5	6	5	1	0	0	6	0	3	1	4	3	0	0	4	21	1	1	.350
Feb 14	IOWA	17	8	7	8	0	0	3	5	0	0	1	1	0	1	0	2	15	2	0	.355
Feb 15	IOWA	20	8	9	7	1	0	1	4	0	0	0	5	1	0	0	6	15	2	1	.363
Feb 15	NC STATE	22	3	4	3	1	1	0	3	0	3	0	3	0	0	0	7	21	6	0	.348
Feb 20	LIBERTY	20	11	8	10	0	0	3	5	0	0	0	2	1	0	0	3	15	3	0	.351
Feb 21	ILLINOIS STATE	22	4	4	4	0	0	2	5	0	1	0	0	0	0	0	1	21	11	0	.339
Feb 21	KANSAS	25	7	7	7	1	0	1	5	0	4	0	1	0	0	0	2	21	4	0	.334
Feb 22	MERCER	30	20	15	20	2	1	6	5	0	1	0	3	0	0	0	2	15	2	1	.348
Feb 22	MERCER	24	10	7	9	0	0	4	12	0	4	0	1	1	0	1	5	21	9	2	.345
Feb 25	UCF	19	2	3	1	1	0	0	2	0	1	0	4	2	0	0	8	21	10	2	.336
Feb 27	vs Oregon	22	3	4	1	2	0	0	1	0	0	1	2	1	0	0	8	21	11	0	.328
Feb 27	vs Cal Poly	27	6	8	6	2	0	2	2	0	0	0	2	1	0	0	6	21	6	0	.326
Feb 28	vs UC Davis	19	9	8	9	4	0	0	5	0	0	1	2	0	0	0	2	15	6	0	.330
Feb 28	at San Diego	21	8	7	6	1	0	2	2	0	2	0	4	1	2	0	2	15	3	1	.330
Mar 04	at Long Beach State	24	10	6	7	2	0	1	8	0	1	1	5	2	0	1	5	21	9	1	.326
Mar 05	vs Michigan	24	7	8	7	2	0	0	2	0	1	0	5	2	0	0	4	21	8	0	.326
Mar 05	vs San Jose State	20	9	8	9	4	0	1	8	0	4	0	1	0	0	0	3	15	2	0	.329
Mar 06	vs Arizona	31	10	12	9	0	0	3	2	0	0	0	3	0	0	0	3	18	7	1	.332
Mar 06	vs Oregon	28	5	6	4	1	0	2	1	0	2	0	4	0	0	0	5	21	4	0	.327
Mar 07	vs Fresno State	25	4	6	4	1	0	2	3	0	1	0	1	1	0	1	3	21	6	0	.323
*Mar 13	LSU	23	4	5	2	0	0	0	5	0	1	0	2	2	0	0	10	21	8	1	.320
*Mar 14	LSU	28	10	8	10	1	1	3	4	0	0	0	5	0	0	1	5	21	6	1	.318
*Mar 15	LSU	24	3	4	3	1	0	1	2	0	0	0	0	1	0	0	11	21	3	2	.313
*Mar 21	at Alabama	26	1	6	0	1	0	0	0	0	1	0	3	1	0	0	7	21	12	0	.310
*Mar 21	at Alabama	25	4	6	3	2	0	0	4	0	1	0	3	0	2	1	2	21	11	2	.308
*Mar 23	at Alabama	23	1	4	0	1	0	0	1	0	1	1	1	0	0	0	7	18	5	1	.304
*Mar 27	at Mississippi State	25	3	5	3	1	0	1	7	0	2	0	0	1	0	0	6	21	5	1	.301
*Mar 28	at Mississippi State	26	16	9	16	2	0	2	12	0	1	0	4	0	1	0	1	15	5	1	.302
*Mar 29	at Mississippi State	27	3	7	1	0	0	0	6	0	4	0	1	0	1	0	5	20	3	0	.301
*Apr 01	UNF	30	2	11	2	3	0	0	4	0	3	0	1	1	0	0	4	24	5	0	.303
*Apr 03	SOUTH CAROLINA	24	10	8	10	2	0	3	4	0	1	0	4	0	1	0	4	18	6	0	.304
*Apr 04	SOUTH CAROLINA	21	19	8	16	0	1	1	11	0	4	0	2	0	0	0	3	15	4	0	.306
*Apr 04	SOUTH CAROLINA	29	16	17	14	3	1	2	3	0	1	0	0	0	0	0	0	15	6	0	.314
*Apr 08	at Florida State	27	5	9	5	4	0	2	7	0	1	0	1	2	0	0	8	21	6	0	.315
*Apr 11	KENTUCKY	21	1	3	1	0	0	0	2	0	0	0	1	0	0	0	5	21	3	0	.311
*Apr 12	KENTUCKY	26	6	8	6	1	0	1	5	0	0	0	1	0	0	0	3	21	9	0	.311
*Apr 13	KENTUCKY	21	2	6	2	1	1	0	4	0	0	0	1	0	2	0	3	21	8	0	.310
*Apr 15	USF	26	7	7	5	1	0	0	7	1	2	0	0	0	0	0	3	21	6	0	.309
*Apr 18	at Georgia	30	8	10	8	0	0	2	1	0	1	1	1	0	0	0	8	21	8	0	.310
*Apr 18	at Georgia	26	4	6	4	0	0	1	0	0	1	0	0	1	0	0	6	21	9	0	.308
*Apr 22	FLORIDA STATE	23	5	6	4	0	0	0	1	0	1	0	1	1	0	0	6	21	4	0	.307
*Apr 24	TEXAS A&M	27	7	11	6	3	0	1	1	0	3	0	2	3	0	0	4	21	5	0	.310
*Apr 25	TEXAS A&M	27	9	10	9	3	1	3	6	0	0	0	0	0	1	0	4	21	11	0	.311
*Apr 26	TEXAS A&M	25	9	12	8	0	1	0	3	0	3	0	0	0	0	1	4	15	3	0	.314
*May 01	at Missouri	29	7	11	6	1	0	0	4	2	1	1	3	1	1	0	5	21	11	0	.316
*May 02	at Missouri	28	9	18	8	1	0	3	9	1	0	0	1	1	1	0	6	21	10	1	.317
*May 03	at Missouri	26	2	3	2	0	0	0	4	0	1	0	3	0	0	0	7	23	7	0	.313
May 07	vs South Carolina	18	10	9	9	1	1	1	5	0	3	0	2	0	4	0	4	15	6	0	.315
May 08	vs Tennessee	24	1	3	1	0	0	1	2	0	0	0	4	0	0	0	10	21	2	0	.312
May 15	FLORIDA A&M	25	6	8	5	1	1	0	6	0	2	1	0	0	1	0	1	21	4	0	.312
May 16	HOFSTRA	32	7	15	7	1	0	2	1	0	1	0	0	1	0	0	3	21	5	1	.316
May 17	FLORIDA ATLANT	28	1	4	1	1	0	0	2	0	1	1	1	0	0	0	3	24	8	1	.312
May 23	KENTUCKY	22	7	5	7	1	0	2	2	0	1	0	3	0	0	0	4	21	5	0	.311
May 24	KENTUCKY	25	1	5	1	1	0	0	4	0	1	0	1	0	0	0	4	21	5	1	.309
May 28	vs Tennessee	26	7	7	3	0	0	2	4	1	4	0	4	1	0	0	5	21	7	0	.308
May 29	vs LSU	30	4	18	3	1	1	2	5	0	5	0	1	0	0	0	5	21	9	0	.309
May 31	vs Auburn	27	3	5	2	1	0	1	9	0	0	0	1	1	0	0	2	27	8	2	.307
Jun 01	vs Michigan	22	3	4	3	1	0	1	2	0	0	0	2	1	0	0	4	21	8	0	.305
Jun 02	vs Michigan	25	0	6	0	0	0	0	0	0	1	0	0	1	0	0	5	18	7	0	.304
Jun 03	vs Michigan	21	4	5	4	1	0	0	3	2	4	0	6	3	0	0	8	21	7	0	.303
Totals		1655	439	502	391	81	14	80	284	7	94	11	128	41	21	6	296	1312	410	33	.303



YEAR-BY-YEAR RESULTS

2015



60-7, 18-5 SEC
WCWS Champion
NCAA Super Regional Host and Champion
NCAA Regional Host and Champion
No. 1 National Seed
Head Coach: Tim Walton

DATE	OPPONENT	RESULTS
2/6	vs. Hampton &	W, 17-0 (5)
2/7	vs. No. 8 Michigan &	W, 2-1
2/7	vs. Illinois State &	W, 8-0 (5)
2/8	vs. Jacksonville &	W, 9-0 (5)
2/8	@ USF (rv) &	W, 10-5
2/11	@ Jacksonville	W, 16-1 (5)
2/13	NC STATE (RV)	W, 1-0
2/14	NC STATE (RV)	W, 5-3
2/14	IOWA	W, 8-0
2/15	IOWA	W, 8-0
2/15	NC STATE (RV)	W, 3-0
2/20	LIBERTY #	W, 11-0 (5)
2/21	ILLINOIS STATE #	W, 4-1
2/21	KANSAS (RV) #	W, 7-1
2/22	MERCER #	W, 20-3 (5)
2/22	MERCER #	W, 10-3
2/25	NO. 15 UCF	W, 2-1
2/27	vs. No. 2 Oregon \$	W, 3-0
2/27	vs. Cal Poly \$	W, 6-1
2/28	vs. UC Davis \$	W, 9-0 (5)
2/28	@ San Diego \$	W, 8-0 (5)
3/1	@ San Diego State \$	CANCELED - weather
3/4	@ Long Beach State	W, 10-1
3/5	vs. No. 3 Michigan %	W, 7-4
3/5	vs. San Jose State %	W, 9-1 (5)
3/6	vs. No. 13 Arizona %	W, 10-0 (6)
3/6	vs. No. 2 Oregon %	W, 5-1
3/7	vs. Fresno State (rv) %	W, 4-1
3/13	NO. T-3 LSU *	W, 4-3
3/14	NO. T-3 LSU *	L, 10-14
3/15	NO. T-3 LSU *	L, 3-10
3/21	@ No. 5 Alabama *	W, 1-0
3/23	@ No. 5 Alabama *	W, 4-1
3/23	@ No. 5 Alabama *	L, 1-5
3/27	@ Mississippi State (rv) *	W, 3-2
3/28	@ Mississippi State (rv) *	W, 16-2 (5)
3/29	@ Mississippi State (rv) *	L, 3-5
4/1	UNF	W, 2-1 (8)
4/3	SOUTH CAROLINA *	W, 10-2 (6)
4/4	SOUTH CAROLINA *	W, 19-0 (5)
4/4	SOUTH CAROLINA *	W, 16-3 (5)
4/8	@ No. 8 Florida State	W, 5-1
4/11	NO. 13 KENTUCKY *	W, 1-0
4/12	NO. 13 KENTUCKY *	W, 6-3
4/13	NO. 13 KENTUCKY *	W, 2-0
4/15	USF	W, 7-0
4/18	@ No. 11 Georgia *	W, 8-4
4/18	@ No. 11 Georgia *	W, 4-3
4/19	@ No. 11 Georgia *	CANCELED - weather
4/22	NO. 10 FLORIDA STATE	W, 5-0
4/24	NO. 25 TEXAS A&M *	W, 7-3
4/25	NO. 25 TEXAS A&M *	W, 9-5
4/26	NO. 25 TEXAS A&M *	W, 9-1 (5)
5/1	@ No. 11 Missouri *	W, 7-6
5/2	@ No. 11 Missouri *	W, 9-6
5/3	@ No. 11 Missouri *	L, 2-3 (8)
5/7	vs. South Carolina !	W, 10-1 (5)
5/8	vs. No. 11 Tennessee !	L, 1-2
5/15	FLORIDA A&M @	W, 6-0
5/16	HOFSTRA @	W, 7-0
5/17	FLORIDA ATLANTIC @	W, 1-0 (8)
5/23	NO. 25 KENTUCKY ^	W, 7-0
5/24	NO. 25 KENTUCKY ^	W, 1-0
5/28	vs. No. 10 Tennessee +	W, 7-2

5/29	vs. No. 8 LSU +	W, 4-0
5/31	vs. No. 4 Auburn +	W, 3-2 (9)
6/1	vs. No. 3 Michigan +	W, 3-2
6/2	vs. No. 3 Michigan +	L, 0-1
6/3	vs. No. 3 Michigan +	W, 4-1

& – USF Softball Classic (Tampa, Fla.)
\$ – San Diego Classic (San Diego, Calif.)
– UF Aquafina Invitational (Gainesville, Fla.)
% – Judi Garman Classic
* – Southeastern Conference Game
! – SEC Tournament (Columbia, S.C.)
@ – NCAA Regionals (Gainesville, Fla.)
^ – NCAA Super Regionals (Gainesville, Fla.)
+ – Women's College World Series (Oklahoma City, Okla.)

2014



55-12, 15-9 SEC
WCWS Champion
NCAA Super Regional Host and Champion
NCAA Regional Host and Champion
No. 5 National Seed
Head Coach: Tim Walton

DATE	OPPONENT	RESULTS
2/6	at No. 23/25 USF	W, 10-3
2/7	vs. Illinois State \$	W, 3-2
2/7	vs. Wisconsin \$	W, 5-3
2/8	vs. No. 4/5 Michigan \$	W, 9-4 (8)
2/9	vs. Wisconsin \$	W, 5-1
2/9	vs. Bethune-Cookman \$	W, 8-0 (5)
2/14	vs. Seattle &	W, 8-1
2/14	vs. Hawaii &	W, 11-1 (5)
2/15	vs. Ohio State &	W, 19-2 (5)
2/15	vs. Cal State Northridge &	W, 6-0
2/16	vs. No. 24/22 Minnesota &	W, 15-2 (6)
2/19	VS. JACKSONVILLE	W, 6-0
2/21	VS. TROY !	W, 3-0
2/21	VS. INDIANA !	W, 3-1
2/22	VS. TROY !	W, 12-2
2/22	VS. INDIANA !	w, 8-0 (5)
2/23	VS. COASTAL CAROLINA	Cancelled
2/23	VS. GEORGIA SOUTHERN	Cancelled
2/28	vs. No. 4/6 Oregon ^	W, 2-1 (8)
3/1	vs. Fordham ^	W, 9-2
3/1	vs. Ohio State ^	W, 9-1 (6)
3/2	vs. Maryland ^	W, 16-0 (5)
3/2	vs. Radford ^	W, 7-0
3/4	VS. BOSTON COLLEGE	W, 7-3
3/7	VS. OLE MISS *	L, 0-2
3/8	VS. OLE MISS *	W, 10-3
3/9	VS. OLE MISS *	W, 2-0
3/12	VS. MERCER	W, 8-0 (5)
3/12	VS. MERCER	W, 1-0
3/14	at No. 25 LSU *	W, 7-6 (8)
3/15	at No. 25 LSU *	L, 2-3
3/16	at No. 25 LSU *	W, 10-2 (5)
3/18	VS. CENTRAL CONNECTICUT STATE	W, 8-2
3/21	VS. NO. 9/7 ALABAMA *	L, 2-4
3/22	VS. NO. 9/7 ALABAMA *	W, 7-1
3/23	VS. NO. 9/7 ALABAMA *	L, 0-7
3/26	at UCF	W, 10-6

3/28	at No. 2/3 Tennessee *	L, 2-9
3/30	at No. 2/3 Tennessee *	L, 6-7
3/30	at No. 2/3 Tennessee *	2-5
4/2	VS. NO. 8 FSU	L, 2-3 (8)
4/4	VS. NO. 19 AUBURN *	W, 4-2
4/5	VS. NO. 19 AUBURN *	W, 7-6
4/6	VS. NO. 19 AUBURN *	W, 1-0 (8)
4/9	at No. 8/7 FSU	W, 4-2
4/11	VS. FLORIDA A&M	W, 9-0 (5)
4/12	VS. NC STATE	w, 10-0 (5)
4/18	at No. 21/22 Texas A&M *	W, 5-1
4/19	at No. 21/22 Texas A&M *	W, 17-4 (5)
4/20	at No. 21/22 Texas A&M *	W, 8-0 (6)
4/23	VS. USF	W, 17-1 (5)
4/25	VS. NO. 15/17 MISSOURI *	L, 3-5
4/26	VS. NO. 15/17 MISSOURI *	W, 9-4
4/27	VS. NO. 15/17 MISSOURI *	L, 4-5
5/2	at Arkansas *	W, 8-3
5/3	at Arkansas *	W, 11-0
5/4	at Arkansas *	W, 5-1
5/8	vs. No. 11/14 Georgia %	L, 0-2
5/16	VS. FLORIDA A&M #	W, 8-0 (5)
5/17	VS. STETSON #	W, 14-0 (6)
5/18	VS. UCF #	W, 7-0
5/24	VS. NO. 8/9 WASHINGTON @	W, 9-0 (5)
5/25	VS. NO. 8/9 WASHINGTON @	L, 3-4
5/25	VS. NO. 8/9 WASHINGTON @	W, 8-0 (5)
5/29	vs. No. 17 Baylor +	W, 11-0 (5)
5/30	vs. No. 1 Oregon +	W, 4-0
6/1	vs. No. 17 Baylor +	W, 6-3
6/2	vs. No. 5 Alabama +	W, 5-0
6/3	vs. No. 5 Alabama +	W, 6-3

\$ – USF Wilson-DeMarini Tournament (Tampa, Fla.)
& – Easton Desert Classic (Las Vegas, Nev.)
! – UF Lipton Invitational (Gainesville, Fla.)
* – Diamond 9 Citrus Classic (Kissimmee, Fla.)
% – Southeastern Conference Game
– NCAA Regionals (Gainesville, Fla.)
@ – NCAA Super Regionals (Gainesville, Fla.)
+ – Women's College World Series (Oklahoma City, Okla.)

2013



58-9, 18-6 SEC
Women's College World Series
NCAA Super Regional Host and Champion
NCAA Regional Host and Champion
SEC Regular Season Champion
SEC Tournament Champion
No. 2 National Seed
Head Coach: Tim Walton

DATE	OPPONENT	RESULTS
2/8	vs. Creighton \$	W, 13-3 (5)
	vs. No. 5/6 Oregon \$	W, 1-0
2/9	vs. Northridge \$	W, 7-0
	vs. No. 3/3 Cal \$	W, 7-4
2/10	vs. No. 13/14 Arizona \$	W, 14-3
2/13	at Jacksonville University	W, 11-3
2/15	VS. UNC WILMINGTON !	W, 10-0 (5)

YEAR-BY-YEAR RESULTS



	VS. SAVANNAH STATE !	W, 12-0 (5)
2/16	VS. WESTERN CAROLINA !	W, 5-0
	VS. SAVANNAH STATE !	W, 14-0 (5)
2/17	VS. UNC WILMINGTON !	W, 9-1 (6)
	VS. CHAR. SOUTHERN !	W, 4-3 (8)
2/21	vs. Loyola Marymount &	W, 8-2
	vs. Oklahoma State &	W, 2-0
2/22	vs. Syracuse &	W, 5-1
	vs. No. 7 Missouri &	L, 4-3 (12)
2/23	vs. Georgia Tech &	W, 5-3
2/27	at USF	W, 3-1
3/1	VS. DRAKE ^	W, 4-3
	VS. MOUNT ST. MARY'S ^	W, 8-2
3/2	VS. DRAKE ^	W, 4-1
	VS. FLORIDA A&M ^	W, 20-2 (5)
3/3	VS. PRESBYTERIAN ^	W, 11-0 (5)
3/6	at No. 1/2 Alabama	W, 8-4
3/8	at Auburn *	W, 13-0 (5)
3/9	at Auburn *	L, 5-4
3/10	at Auburn *	W, 2-0
3/15	VS. NO. 6/7 TENNESSEE *	W, 6-5 (8)
3/16	VS. NO. 6/7 TENNESSEE *	L, 3-1 (8)
3/17	VS. NO. 6/7 TENNESSEE *	W, 5-3 (8)
3/20	VS. USC UPSTATE	W, 11-0 (5)
3/22	VS. ARKANSAS *	W, 8-0 (6)
	VS. ARKANSAS *	W, 5-2
3/23	VS. ARKANSAS *	W, 1-0
3/27	VS. FSU	W, 7-3 (8)
3/29	at Ole Miss *	W, 4-1
3/31	at Ole Miss *	W, 8-0
3/31	at Ole Miss *	W, 8-7
4/3	VS. UCF	W, 6-1 (6) *WEATHER*
4/5	VS. MISSISSIPPI STATE *	W, 9-1 (6)
4/6	VS. MISSISSIPPI STATE *	W, 4-2
4/7	VS. MISSISSIPPI STATE *	L, 6-5
4/10	VS. USF	W, 9-1 (6)
4/12	at No. 18/19 Kentucky *	W, 7-4
4/13	at No. 18/19 Kentucky *	L, 4-2
4/14	at No. 18/19 Kentucky *	W, 6-3
4/17	at No. 23 FSU	W, 8-0 (5)
4/20	VS. LONGWOOD	W, 5-1
	VS. LONGWOOD	W, 9-5
4/21	VS. LONGWOOD	W, 8-0 (6)
4/26	VS. NO. 23 GEORGIA *	L, 3-2
4/27	VS. NO. 23 GEORGIA *	W, 5-2
4/28	VS. NO. 23 GEORGIA *	W, 5-0
5/3	at South Carolina *	W, 5-0
5/4	at South Carolina *	W, 3-2 (8)
	at South Carolina *	L, 2-1
5/9	vs. No. 9/10 Alabama %	W, 8-4
5/10	vs. No. 23 Georgia %	W, 9-5
5/11	vs. No. 7/8 Missouri %	W, 10-4
5/17	VS. HAMPTON #	W, 7-1
5/18	VS NO. 22 USF #	W, 11-1 (5)
5/19	VS. NO. 22 USF #	W, 2-0
5/25	VS. UAB @	W, 4-3
5/26	VS. UAB @	W, 1-0
5/30	vs. No. 5 Tennessee +	L, 9-2
6/1	vs. No. 16/17 Nebraska +	W, 9-8 (15)
6/2	vs. No. 6/7 Texas +	L, 3-0

\$ - Kajikawa Classic (Tempe, Ariz.)
 ! - UF Lipton Invitational (Gainesville, Fla.)
 & - Mary Nutter Collegiate Classic (Palm Springs, Calif.)
 ^ - Florida Gator Invitational (Gainesville, Fla.)
 * - Southeastern Conference Game
 % - SEC Tournament (Lexington, Ky.)
 # - NCAA Regionals (Gainesville, Fla.)
 @ - NCAA Super Regionals (Gainesville, Fla.)
 + - Women's College World Series (Oklahoma City, Okla.)

2012



48-13, 21-7 SEC
 SEC Tournament Runner-Up
 NCAA Regional Host
 No. 5 National Seed
 Head Coach: Tim Walton

DATE	OPPONENT	RESULTS
2/10	vs. Long Island \$	W, 8-0 (5)
2/11	vs. Maine \$	W, 8-0 (5)
	vs. Illinois State \$	W, 11-0 (5)
2/12	at USF \$	W, 3-2 (8)
	vs. FGCU \$	W, 5-0
2/15	VS. JACKSONVILLE	W, 10-2 (6)
2/17	VS. MICHIGAN STATE	W, 8-0 (5)
2/18	VS. MICHIGAN STATE	W, 11-1 (5)
2/19	VS. MICHIGAN STATE	W, 15-4 (5)
2/23	vs. No. 16/14 Texas A&M %	W, 6-4
	vs. No. 5/7 Washington %	L, 5-2
2/24	vs. BYU %	W, 3-0
	vs. No. 8/8 Texas %	W, 5-1
2/25	vs. Boise State %	W, 3-0
3/1	VS. EASTERN MICHIGAN	W, 2-1 (8)
3/2	VS. EASTERN MICHIGAN &	W, 16-0 (5)
	VS. GARDNER-WEBB &	W, 9-0 (5)
3/3	VS. GARDNER-WEBB &	W, 14-0 (5)
	VS. TENNESSEE STATE &	W, 8-0 (5)
3/4	VS. CAMPBELL &	W, 4-0
3/7	at Mississippi State*	W, 1-0
	at Mississippi State*	W, 8-5
3/9	at No. 9 Tennessee*	L, 1-0
3/10	at No. 9 Tennessee*	W, 5-2
3/11	at No. 9 Tennessee*	W, 1-0
3/14	VS. CHATTANOOGA	'No Game'
	VS. CHATTANOOGA	Cancelled
3/16	VS. SOUTH CAROLINA*	W, 9-1 (5)
3/17	VS. SOUTH CAROLINA*	W, 1-0
3/18	VS. SOUTH CAROLINA*	W, 7-3
3/23	at Arkansas*	W, 6-0
3/24	at Arkansas*	W, 3-2
3/25	at Arkansas*	W, 5-0
3/28	VS. NO. 21 USF	L, 4-1
3/30	at No. 9/10 Georgia*	L, 3-2
3/31	at No. 9/10 Georgia*	W, 4-2
4/1	at No. 9/10 Georgia*	W, 6-3
4/4	at No. 21/22 FSU	W, 9-1 (6)
4/6	VS. OLE MISS*	W, 5-0
4/7	VS. OLE MISS*	W, 9-1 (5)
4/8	VS. OLE MISS*	W, 14-3 (5)
4/11	at UCF	L, 2-0
4/13	VS. rv AUBURN*	W, 3-2
4/14	VS. rv AUBURN*	W, 3-1
4/15	VS. rv AUBURN*	W, 5-2
4/20	VS. FIU	W, 7-4
	VS. FIU	W, 9-0 (5)
4/21	VS. FIU	W, 7-1
4/24	VS. LSU*	W, 2-1 (8)
	VS. LSU*	L, 1-0
4/27	VS. KENTUCKY*	L, 2-0

4/28	VS. KENTUCKY*	W, 5-0
4/29	VS. KENTUCKY*	L, 5-1
5/4	at No. 4 Alabama*	W, 4-1
5/5	at No. 4 Alabama*	L, 9-1 (6)
5/6	at No. 4 Alabama*	L, 5-3
5/10	vs. LSU !	W, 1-0
5/11	vs. No. 3 Tennessee !	W, 2-1 (8)
5/12	at No. 4 Alabama !	L, 10-1 (5)
5/18	VS. FGCU ?	L, 2-1
5/19	VS. UCF ?	W, 7-1
	VS. FGCU ?	W, 6-2
5/20	VS. No. 22 USF ?	L, 1-0

* - Southeastern Conference game
 \$ - USF Fairfield Inn & Suites Tampa North Tournament (Tampa, Fla.)
 % - Cathedral City Classic (Palm Springs, Calif.)
 & - Lipton Invitational (Gainesville, Fla.)
 ! - SEC Tournament (Tuscaloosa, Ala.)
 ? - NCAA Regional (Gainesville, Fla.)

2011



56-13, 21-7 SEC
 WCWS Championship Series, Finish 2nd
 NCAA Super Regional Host and Champion
 NCAA Regional Host and Champion
 No. 4 National Seed
 Head Coach: Tim Walton

DATE	OPPONENT	RESULTS
2/11	vs. Marshall \$	W, 17-1 (5)
	vs. FGCU \$	W, 6-0
2/12	vs. Long Island \$	W, 9-2
	vs. NC State \$	W, 9-0 (5)
2/13	vs. USF \$	W, 12-0 (5)
2/16	at Jacksonville	W, 7-0
2/19	vs. No. 22 UNC	W, 3-0
	vs. No. 22 UNC	W, 9-0
2/20	vs. No. 22 UNC	W, 10-0
2/24	vs. Indiana #	W, 7-0
	vs. No. 11 Texas #	W, 6-5 (9)
2/25	vs. San Diego State #	W, 4-2
	vs. No. 2 UCLA #	W, 4-1
2/26	vs. Utah #	W, 7-3
3/4	vs. VALPARAISO !	W, 13-4
	vs. SYRACUSE !	W, 2-0
3/5	vs. NDSU !	W, 18-0 (5)
	vs. PACIFIC !	W, 10-2 (6)
3/6	vs. NDSU !	W, 9-0 (5)
3/9	at No. 21 LSU*	W, 8-1
	at No. 21 LSU*	W, 5-0
3/11	vs. UConn ?	W, 9-0 (5)
	vs. Robert Morris ?	W, 6-1
3/12	vs. Ball State ?	W, 21-0 (5)
	vs. No. 16 Nebraska ?	L, 1-0
3/13	vs. USF ?	W, 10-2 (6)
3/16	vs. MISSISSIPPI STATE*	W, 8-0 (5)
	vs. MISSISSIPPI STATE*	W, 18-1 (5)
3/18	at Ole Miss*	W, 8-0 (6)
3/19	at Ole Miss*	W, 18-3 (5)
3/20	at Ole Miss*	W, 11-3
3/25	vs. No. 3 GEORGIA*	L, 10-7
3/26	vs. No. 3 GEORGIA*	L, 13-5
3/27	vs. No. 3 GEORGIA*	L, 5-1
4/1	at No. 23 Kentucky*	L, 10-2 (6)
4/2	at No. 23 Kentucky*	L, 7-6
4/3	at No. 23 Kentucky*	L, 9-2
4/8	vs. ARKANSAS*	W, 4-0
4/9	vs. ARKANSAS*	W, 8-1
4/10	vs. ARKANSAS*	W, 8-0 (6)



YEAR-BY-YEAR RESULTS

4/13	vs. FIU	W, 8-0 (6)
4/15	at No. 24 Auburn*	W, 14-4
4/16t	at No. 24 Auburn*	W, 8-2
4/17	at No. 24 Auburn*	W, 13-4 (6)
4/20	vs. UCF	W, 8-1
4/22	vs. No. 3 ALABAMA*	L, 5-0
4/23	vs. No. 3 ALABAMA*	W, 6-5
4/24	vs. No. 3 ALABAMA*	W, 3-2 (9)
4/29	at South Carolina*	W, 5-0
4/30	at South Carolina*	W, 6-1
5/1	at South Carolina*	W, 6-1
5/4	vs. FLORIDA STATE	W, 1-0
5/6	vs. No. 3 TENNESSEE*	W, 4-3
5/7	vs. No. 3 TENNESSEE*	W, 2-0
5/8	vs. No. 3 TENNESSEE*	W, 7-2
5/12	vs. No. 24 Auburn &	L, 6-2
5/20	vs. BETHUNE-COOK. +	W, 8-0 (5)
5/21	vs. No. 14 UCLA +	W, 4-2
5/22	vs. No. 14 UCLA +	L, 3-2
	vs. No. 14 UCLA +	W, 11-3 (5)
5/27	vs. No. 11 OREGON ~	W, 9-1 (5)
5/28	vs. No. 11 OREGON ~	W, 7-0
6/2	vs. Missouri ^	W, 6-2
6/3	vs. Arizona State ^	L, 6-5
6/4	vs. California ^	W, 5-2
6/5	vs. Alabama ^	W, 16-2 (5)
	vs. Alabama ^	W, 9-2
6/6	vs. Arizona State ^	L, 14-4
6/7	vs. Arizona State ^	L, 7-2

\$ - USF Wilson DeMarini Tournament (Clearwater, Fla.)

- Cathedral City Classic (Palm Springs, Calif.)

! - Lipton Invitational (Gainesville, Fla.)

? - USF Under Armour Showcase (Clearwater, Fla.)

* - Southeastern Conference Game

& - Southeastern Conference Tournament (Oxford, Miss.)

+ - NCAA Regional (Gainesville, Fla.)

~ - NCAA Super Regional (Gainesville, Fla.)

^ - Women's College World Series (Oklahoma City, Okla.)

2010



49-10, 20-4

WCWS Participant, Finish T5th

NCAA Super Regional Host and Champion

NCAA Regional Host and Champion - No. 4 National Seed

Head Coach: Tim Walton

DATE	OPPONENT	RESULTS
2/13	vs. East Carolina!	W, 4-3
2/13	vs. No. 13/14 Georgia Tech!	L, 3-0
2/14	at USF!	W, 12-8
2/14	vs. Long Island!	W, 7-2
2/17	Jacksonville	W, 6-1
2/19	Campbell#	W, 7-0
2/19	Kansas#	W, 12-4
2/20	Marshall#	W, 8-0
2/20	East Carolina#	W, 4-3
2/21	East Carolina#	W, 1-0
2/27	Northwestern St.	W, 15-0
2/27	Northwestern St.	W, 5-0
2/28	Northwestern St.	W, 10-1
3/5	vs. Pacific\$	W, 12-3
3/5	vs. No. 10/12 Stanford\$	L, 2-0
3/6	at Cal St. Fullerton\$	W, 12-0
3/7	vs. UC Davis\$	W, 14-3
3/7	vs. Loyola Marymount\$	W, 13-1
3/13	Ole Miss*	W, 12-2
3/13	Ole Miss*	L, 6-4 (8)
3/14	Ole Miss*	W, 5-3

3/17	Auburn*	W, 7-0
3/17	Auburn*	W, 5-4
3/25	USF	W, 10-0
3/27	at No. 7/5 Alabama*	L, 10-4
3/27	at No. 7/5 Alabama*	W, 7-5 (8)
3/28	at No. 7/5 Alabama*	W, 11-9
3/31	at UCF	W, 4-3 (9)
4/3	No. 12 LSU*	W, 4-1
4/4	No. 12 LSU*	W, 7-1
4/10	at rv/rv Arkansas*	W, 9-5
4/10	at rv/rv Arkansas*	W, 12-3
4/11	at rv/rv Arkansas*	W, 6-1
4/14	at No. 19/16 Florida St.	W, 8-4
4/14	at No. 19/16 Florida St.	W, 9-2
4/17	rv Kentucky*	W, 5-3
4/17	rv Kentucky*	L, 5-3
4/18	rv Kentucky*	W, 5-0
4/20	FIU	L, 8-3
4/23	at No. 17/18 Tennessee*	W, 6-0
4/23	at No. 17/18 Tennessee*	L, 4-3
5/1	at Mississippi St.*	W, 8-0
5/1	at Mississippi St.*	W, 9-1
5/5	North Florida	W, 22-0
5/5	North Florida	W, 8-0
5/8	South Carolina*	W, 20-0
5/8	South Carolina*	W, 6-1
5/9	South Carolina*	W, 9-0
5/13	vs. Auburn&	W, 9-1
5/14	vs. No. 17/11 LSU	L, 9-1
5/21	Bethune-Cookman+	W, 6-0
5/22	UCF+	W, 6-0
5/23	FIU+	W, 13-3
5/29	No. 10/11 Arizona St.~	W, 8-0
5/30	No. 10/11 Arizona St.~	W, 5-2
6/3	vs. No. 5/4 UCLA?	L, 16-3
6/5	vs. No. 8/14 Missouri?	W, 5-0
6/5	vs. No. 9 Georgia?	L, 3-2

! - USF Wilson-DeMarini Tournament (Clearwater, Fla.)

- Lipton Invitational (Gainesville, Fla.)

\$ - DeMarini Tournament (Fullerton, Calif.)

* - Southeastern Conference game

& - SEC Tournament (Fayetteville, Ark.)

+ - NCAA Regional (Gainesville, Fla.)

~ - NCAA Super Regional (Gainesville, Fla.)

? - Women's College World Series (Oklahoma City, Okla.)

2009



63-5, 26-1

WCWS Championship Series, Finish 2nd

NCAA Super Regional Host and Champion

NCAA Regional Host and Champion - No. 1 National Seed

SEC Tournament Champion

SEC Regular Season Champion

Head Coach: Tim Walton

DATE	OPPONENT	RESULTS
2/6	Baylor	W, 3-0
2/7	Baylor	W, 8-0
2/8	Baylor	L, 1-0
2/11	at Jacksonville	W, 11-0
2/13	Texas Tech!	W, 11-0
2/13	Coastal Carolina!	W, 8-0
2/14	FAU!	W, 13-0
2/14	South Alabama!	W, 13-0
2/15	Georgia Tech!	W, 11-1
2/19	vs. No. 14/14 Fresno St.#	W, 8-0
2/19	vs. No. 3/7 Arizona St.#	W, 8-2
2/20	vs. No. 17/19 Nevada#	W, 5-0

2/20	vs. No. 7/3 Washington #	L, 1-0 (9)
2/21	vs. UNLV#	W, 5-1
2/25	No. 6/6 Michigan	W, 4-0
2/27	Pacific\$	W, 10-5
2/27	USF\$	W, 8-0
2/28	Illinois\$	W, 9-1
2/28	Texas Tech\$	W, 7-3
3/1	Illinois\$	W, 7-2
3/1	USF\$	W, 9-1
3/7	at South Carolina*	W, 4-2 (8)
3/7	at South Carolina*	W, 3-1
3/7	at South Carolina*	W, 6-0
3/11	No. 8/7 Georgia*	W, 15-0
3/11	No. 8/7 Georgia*	W, 4-0
3/14	at Ole Miss*	W, 2-0
3/14	at Ole Miss*	W, 12-0
3/15	at Ole Miss*	W, 4-0
3/18	FIU	W, 3-2
3/18	FIU	W, 5-0
3/21	No. 6/6 Tennessee*	W, 7-0
3/21	No. 6/6 Tennessee*	W, 7-0
3/22	No. 6/6 Tennessee*	W, 4-1
3/28	No. 4/5 Alabama*	W, 9-1
3/28	No. 4/5 Alabama*	W, 10-1
3/29	No. 4/5 Alabama*	L, 6-4
4/1	at Auburn*	W, 3-0
4/1	at Auburn*	W, 7-1
4/4	Mississippi State*	W, 11-2
4/4	Mississippi State*	W, 6-2
4/5	Mississippi State*	W, 3-0
4/8	No. 21/rv Florida St	W, 4-3 (9)
4/11	at Kentucky*	W, 1-0 (9)
4/11	at Kentucky*	W, 6-0
4/15	UCF	W, 3-0
4/18	at No. 18/19 LSU*	W, 3-0
4/18	at No. 18/19 LSU*	W, 1-0
4/19	at No. 18/19 LSU*	W, 12-0
4/25	Arkansas*	W, 11-0
4/25	Arkansas*	W, 11-0
4/26	Arkansas*	W, 6-0
5/2	Longwood	W, 11-0
5/2	Longwood	W, 6-0
5/3	Longwood	W, 3-1
5/7	vs. Auburn&	W, 3-0
5/8	at No. 18/16 Tennessee&	W, 11-3
5/9	vs. No. 5/3 Alabama&	W, 8-5
5/15	Florida A&M+	W, 12-0
5/16	Texas A&M+	W, 7-1
5/17	Lehigh+	W, 9-0
5/24	No. 14/16 Cal~	W, 2-0
5/24	No. 14/16 Cal~	W, 2-1
5/28	vs. No. 6/7 Arizona?	W, 3-0
5/29	vs. No. 7/6 Michigan?	W, 1-0
5/31	vs. No. 4/3 Alabama?	W, 6-5
6/1	vs. No. 3/4 Washington?	L, 8-0
6/2	vs. No. 3/4 Washington?	L, 3-2

! - Lipton Invitation (Gainesville, Fla.)

- Cathedral City Classic (Palm Spring, Calif.)

\$ - Cox Invitational (Gainesville, Fla.)

* - Southeastern Conference game

& - SEC Tournament (Knoxville, Tenn.)

+ - NCAA Regional (Gainesville, Fla.)

~ - NCAA Super Regional (Gainesville, Fla.)

? - Women's College World Series (Oklahoma City, Okla.)

YEAR-BY-YEAR RESULTS



2008




70-5, 27-1
WCWS Participant, Finish t3rd
NCAA Super Regional Host and Champion
NCAA Regional Host and Champion
No. 1 National Seed
SEC Tournament Champion
SEC Regular Season Champion
NCAA Record Most Wins in a Season
Head Coach: Tim Walton

DATE	OPPONENT	RESULTS
2/8	vs. Bethune-Cookman!	W, 10-0
2/8	vs. Florida Gulf Coast!	W, 6-4
2/9	vs. Illinois!	W, 3-2
2/9	vs. Memphis!	W, 9-0
2/10	at USF!	W, 5-1
2/13	Mercer	W, 5-0
2/13	Mercer	W, 12-1
2/15	East Tennessee State#	W, 9-0
2/15	College of Charleston#	W, 10-0
2/16	North Carolina#	W, 4-0
2/16	East Tennessee State#	W, 10-1
2/17	North Carolina#	W, 1-0 (9)
2/17	Stetson#	W, 8-0
2/20	Hofstra	W, 5-0
2/22	Gardner-Webb\$	W, 15-1
2/22	North Florida\$	W, 3-0
2/23	Notre Dame\$	W, 3-2
2/23	Gardner-Webb\$	W, 4-3
2/24	Notre Dame\$	W, 5-2
2/27	at Long Beach State	L, 2-1 (10)
2/29	vs. Oregon State^	W, 8-0
2/29	vs. Pacific^	W, 10-2
3/1	at Cal State Fullerton^	W, 2-0
3/2	vs. Louisville^	W, 4-2
3/2	vs. No. 3/10 Stanford^	W, 4-3
3/8	Ole Miss*	W, 4-3
3/8	Ole Miss*	W, 4-3
3/9	Ole Miss*	W, 5-2
3/12	at No. 2/3 Alabama*	L, 1-0
3/12	at No. 2/3 Mississippi St.*	W, 8-4
3/14	at Arkansas*	W, 1-0
3/14	at Arkansas*	W, 3-1
3/15	at Arkansas*	W, 7-2
3/19	Iowa	W, 6-1
3/22	Longwood	W, 9-1
3/22	Longwood	W, 6-0
3/23	Longwood	W, 11-2
3/26	South Carolina*	W, 6-0
3/26	South Carolina*	W, 1-0
3/29	No. 8/8 LSU*	W, 6-1
3/29	No. 8/8 LSU*	W, 2-0
3/30	No. 8/8 LSU*	W, 7-0
4/5	at No. 23 Mississippi St.*	W, 5-0
4/5	at No. 23 Mississippi St.*	W, 7-2
4/6	at No. 23 Mississippi St.*	W, 5-0
4/12	at No. 17/19 Georgia*	W, 5-0
4/12	at No. 17/19 Georgia*	W, 9-5
4/13	at No. 17/19 Georgia*	W, 5-2
4/16	at Florida State	W, 6-1
4/16	at Florida State	W, 14-4
4/19	Kentucky*	W, 8-0
4/19	Kentucky*	W, 6-5
4/20	Kentucky*	W, 8-0
4/22	Jacksonville	W, 2-0
4/22	Jacksonville	W, 5-0
4/26	Auburn*	W, 3-1
4/26	Auburn*	W, 7-2
4/27	Auburn*	W, 10-1
5/3	at No. 12/13 Tennessee*	W, 4-2
5/3	at No. 12/13 Tennessee	*W, 6-5 (11)

5/4	at No. 12/13 Tennessee*	W, 5-3
5/8	vs. Ole Miss&	W, 1-0
5/9	vs. No. 12/13 Tennessee&	W, 6-1
5/10	vs. No. 3/3 Alabama&	W, 4-1
5/16	Georgia Tech+	W, 7-2
5/17	UCF+	W, 3-0
5/18	UCF+	L, 1-0 (8)
5/18	UCF+	W, 10-0
5/23	No. 24/25 California~	W, 4-2
5/24	No. 24/25 California~	W, 4-2 (9)
5/29	vs. No. 16/17UL-Lafayette?	L, 3-2 (8)
5/31	vs. No. 16/17 Virginia Tech?	W, 2-0 (9)
5/31	vs. No. 3/5 UCLA?	W, 2-0
6/1	vs. No. 4/5 Texas A&M?	W, 6-1
6/1	vs. No. 4/5 Texas A&M?	L, 1-0 (9)

! - USF Wilson Invitational (Tampa, Fla.)
- Cox Communications Classic (Gainesville, Fla.)
\$ - Aquafina Invitational (Gainesville, Fla.)
^ - Worth Invitational (Fullerton, Calif.)
* - Southeastern Conference game
& - SEC Tournament (Baton Rouge, La.)
+ - NCAA Regional (Gainesville, Fla.)
~ - NCAA Super Regional (Gainesville, Fla.)
? - Women's College World Series (Oklahoma City, Okla.)

2007



50-22, 17-11
NCAA Super Regional Participant
NCAA Regional Host and Champion - No. 12 National Seed
SEC Tournament Runner-Up
Head Coach: Tim Walton

DATE	OPPONENT	RESULTS
2/9	vs. Northwestern State!	W, 4-0
2/9	vs. Oregon (rv)!	W, 2-1
2/10	vs. No. 1/1 Arizona!	W, 3-1 (8)
2/10	vs. Wisconsin!	L, 4-3 (9)
2/11	vs. New Mexico!	W, 5-0
2/14	No. 24/rv South Florida	W, 2-1
2/14	No. 24/rv South Florida	W, 4-1
2/16	Fordham#	W, 5-3
2/16	Chattanooga#	W, 5-1
2/17	No. 24/rv NC State#	L, 1-0 (8)
2/17	Marshall#	W, 9-4
2/18	Marshall#	W, 4-0
2/18	No. 24/rv NC State#	L, 4-3
2/21	North Florida	W, 5-0
2/21	North Florida	W, 1-0
2/23	vs. No. 24/25 UMass\$	W, 1-0
2/23	vs. rv/rv DePaul\$	L, 5-0
2/24	vs. rv/rv Georgia Tech\$	W, 5-1
2/24	vs. No. 16/17 Baylor\$	L, 7-6
2/26	Eastern Michigan	W, 4-0
2/26	Eastern Michigan	W, 9-1 (6)
3/2	vs. No. 24/rv Illinois St.^	L, 1-0
3/2	vs. Long Beach St.^	W, 3-2
3/3	at No. 12/14 UCLA^	L, 10-2 (6)
3/3	vs. Loyola-Chicago^	W, 2-0
3/4	vs. No. 24/rv Illinois St.^	L, 1-0
3/10	No. 1/1 Tennessee*	L, 1-0 (10)
3/10	No. 1/1 Tennessee*	W, 4-0
3/11	No. 1/1 Tennessee*	L, 3-1
3/14	No. 2/4 Alabama*	L, 6-2
3/14	No. 2/4 Alabama*	W, 8-4
3/17	at No. 10/12 LSU*	L, 7-0
3/17	at No. 10/12 LSU*	L, 4-1
3/18	at No. 10/12 LSU*	L, 2-1
3/21	Florida International	W, 5-3
3/21	Florida International	W, 9-0 (6)
3/22	Princeton	W, 1-0

3/22	Princeton	W, 9-0 (5)
3/25	No. 18/19 Georgia*	W, 5-2
3/25	No. 18/19 Georgia*	W, 14-0 (5)
3/26	No. 18/19 Georgia*	W, 5-1
3/31	at Ole Miss*	L, 2-1 (10)
3/31	at Ole Miss*	L, 4-2
4/1	at Ole Miss*	W, 8-4
4/4	Florida State (rv)	W, 5-1
4/4	Florida State (rv)	W, 4-3
4/6	Arkansas*	W, 4-0
4/6	Arkansas*	W, 5-0
4/7	Arkansas*	L, 1-0
4/14	at Auburn*	W, 3-0
4/15	at Auburn*	L, 6-5
4/15	at Auburn*	W, 2-0
4/21	Longwood	W, 7-1
4/21	Longwood	W, 8-1
4/22	Longwood	W, 5-0
4/24	at South Carolina (rv)*	W, 8-0
4/24	at South Carolina (rv)*	W, 10-0
4/27	Mississippi State*	L, 4-3
4/27	Mississippi State*	W, 2-1
4/28	Mississippi State*	W, 3-2 (9)
5/5	Kentucky*	W, 7-3
5/5	Kentucky*	W, 7-4
5/6	Kentucky*	W, 8-0
5/10	vs. Mississippi State&	W, 3-0
5/11	vs. No. 1/1 Tennessee&	W, 1-0
5/12	vs. No. 5/6 LSU&	L, 1-0 (9)
5/18	Stetson+	W, 7-0
5/19	No. 17/17 Georgia Tech+	W, 8-0
5/20	No. 18/23 Texas+	W, 3-0
5/25	at No. 7/7 Texas A&M~	L, 2-0
5/26	at No. 7/7 Texas A&M~	W, 3-2
5/26	at No. 7/7 Texas A&M~	L, 2-0

! - Kajikawa Classic (Tempe, Ariz.)
- Cox Communications Classic
\$ - NFCA Leadoff Classic (Columbus, Ga.)
^ - Stacey Winsberg Memorial Tournament (Los Angeles, Calif.)
* - Southeastern Conference game
& - SEC Tournament (Auburn, Ala.)
+ - NCAA Regional (Gainesville, Fla.)
~ - NCAA Super Regional (College Station, Texas)

2006



43-25, 17-13
NCAA Regional Hosts
Southeastern Conference Tournament - No. 16 National Seed
Head Coach: Tim Walton

DATE	OPPONENT	RESULTS
2/10	vs. Kansas (rv)!	L, 6-0
2/10	vs. No. 22/rv Oregon!	L, 5-4
2/11	vs. No. 22/rv Oregon!	L, 6-2
2/11	at Houston!	W, 7-2
2/12	vs. TAMU Corpus Christi!	W, 16-1
2/15	USF	W, 3-2 (8)
2/17	Penn State#	W, 3-1
2/17	Longwood#	W, 13-3 (5)
2/18	No. 21/21 DePaul#	L, 7-4
2/18	No. 1/1 Michigan#	W, 3-2
2/19	No. 1/1 Michigan#	L, 4-0
2/19	Longwood#	W, 6-0
2/22	Hofstra	W, 7-3
2/22	Hofstra	W, 6-3
2/24	vs. Illinois\$	W, 11-10 (9)
2/24	vs. Florida Atlantic\$	W, 9-1 (5)
3/1	at USF	W, 2-0
3/3	Central Michigan^	W, 4-2
3/3	Seton Hall^	L, 4-3



YEAR-BY-YEAR RESULTS

3/4	Southern Miss [^]	W, 4-1
3/4	Seton Hall [^]	W, 3-0
3/5	Southern Miss [^]	W, 3-1
3/5	Central Michigan [^]	W, 8-0
3/7	at Alabama*	L, 5-0
3/7	at Alabama*	L, 3-1
3/8	at Alabama*	L, 1-0
3/11	vs. Iowa State%	W, 8-3
3/11	at Stetson%	L, 2-0
3/12	vs. Iowa State%	W, 5-0
3/12	vs. Canisius%	W, 2-0
3/18	at Ole Miss*	W, 9-0
3/18	at Ole Miss*	W, 10-2
3/19	at Ole Miss*	W, 8-1
3/22	Jacksonville	W, 5-0
3/25	Arkansas*	W, 9-8
3/25	Arkansas*	L, 5-1
3/26	Arkansas*	W, 3-2 (10)
3/28	Auburn*	L, 2-1
3/28	Auburn*	W, 5-4 (9)
3/29	Auburn*	W, 5-0
4/1	at Mississippi State*	W, 7-1
4/1	at Mississippi State*	W, 2-0
4/2	at Mississippi State*	W, 2-1
4/5	at Florida State	L, 4-0
4/5	at Florida State	L, 6-5 (8)
4/8	at Tennessee*	W, 6-4
4/8	at Tennessee*	W, 2-0
4/9	at Tennessee*	L, 8-0 (6)
4/14	Georgia*	L, 8-5
4/14	Georgia*	L, 8-3
4/15	Georgia*	L, 12-6 (8)
4/19	at UCF	W, 3-0
4/22	Kentucky*	W, 6-2
4/22	Kentucky*	L, 3-2
4/23	Kentucky*	W, 5-3
4/26	Bethune-Cookman	W, 7-0
4/26	Bethune-Cookman	W, 7-2
4/29	at LSU*	L, 2-0
4/29	at LSU*	L, 7-6
4/30	at LSU*	L, 5-0
5/6	South Carolina*	W, 5-2
5/6	South Carolina*	W, 4-2
5/7	South Carolina*	W, 6-1
5/9	Stetson	W, 1-0
5/11	vs. Tennessee&	L, 6-0
5/19	Florida Atlantic+	L, 2-0
5/20	North Carolina	W, 1-0 (8)
5/20	Florida Atlantic+	L, 1-0

I - Wilson/DeMarini Invitational (Houston, Texas)
 # - GRU Classic
 \$ - NFCA Leadoff Classic (Columbus, Ga.)
 ^ - Cox Communications Classic
 % - Stetson Tournament (DeLand, Fla.)
 & - SEC Tournament (Athens, Ga.)
 + - NCAA Regional Tournament (Gainesville, Fla.)

2005



41-23, 18-12
 NCAA Regional Hosts - No. 13 National Seed
 Southeastern Conference Tournament Hosts
 Head Coach: Karen Johns
 Captains: Mandy Schuerman & Ashlie Goble

DATE	OPPONENT	RESULTS
1/29	vs. Florida Atlantic (rv/rv)!	W, 4-1
	at Florida International!	W, 6-4
2/4	vs. Appalachian State#	W, 11-2
	vs. Louisville (rv/rv)#	W, 3-2
2/5	vs. Florida Atlantic (rv/rv)#	W, 3-0

	vs. No. 4/4 Oklahoma#	W, 3-0
2/6	vs. UCF#	W, 6-1
2/11	Notre Dame (rv/rv)\$	W, 3-2
	Coastal Carolina\$	W, 7-2
2/12	South Florida\$	W, 7-5
	Coastal Carolina\$	W, 5-2
2/13	Notre Dame (rv/rv)\$	L, 4-2
2/19	vs. Iowa State [^]	W, 4-2
	vs. Michigan State [^]	L, 9-8
2/20	vs. Southern Illinois (rv/rv) [^]	W, 3-2
2/22	at Bethune-Cookman	L, 5-0
3/1	No. 8/8 Michigan	L, 4-0
3/1	No. 8/8 Michigan	L, 4-1
3/4	vs. Jacksonville%	W, 14-1 (5)
3/5	vs. No. 8/7 Michigan%	L, 6-2
	at South Florida%	W, 6-5 (9)
3/6	vs. Pittsburgh%	W, 6-2
	vs. Temple%	W, 6-0
3/11	vs. Loyola Marymountw	W, 1-0
	vs. Indianaw	W, 1-0
3/12	vs. San Diego Stew	W, 3-1
	at No. 25/rv Long Beach St.w	W, 5-0
3/19	at Arkansas*	W, 2-1 (8)
3/19	at Arkansas*	W, 9-0
3/20	at Arkansas*	W, 8-0 (5)
3/25	Ole Miss*	W, 5-1
3/25	Ole Miss*	W, 12-0
3/26	Ole Miss*	W, 2-1
3/29	No. 11/10 Alabama*	L, 5-3
3/29	No. 11/10 Alabama*	W, 6-4 (8)
3/30	No. 11/10 Alabama*	L, 3-2
4/2	at No. 12/12 Georgia*	L, 12-4 (6)
4/2	at No. 12/12 Georgia*	W, 3-2
4/3	at No. 12/12 Georgia*	L, 4-3
4/9	at South Carolina*	W, 1-0
4/9	at South Carolina*	W, 3-0
4/10	at South Carolina*	W, 4-2
4/13	at South Florida	L, 5-2
4/16	No. 5/6 Tennessee*	W, 2-1
4/16	No. 5/6 Tennessee*	W, 1-0 (8)
4/17	No. 5/6 Tennessee*	L, 6-2
4/23	Mississippi State*	W, 4-0
4/23	Mississippi State*	W, 12-4 (5)
4/24	Mississippi State*	L, 3-0
4/26	at No. 22/21 Auburn*	L, 5-3
4/26	at No. 22/21 Auburn*	L, 6-4
4/27	at No. 22/20 Auburn*	L, 6-5
4/30	LSU*	L, 4-3
4/30	LSU*	L, 3-0
5/1	LSU*	L, 10-0
5/3	Florida State (rv)	W, 7-4
5/3	Florida State (rv)	W, 2-0
5/7	at Kentucky*	W, 13-1 (6)
5/7	at Kentucky*	W, 11-3 (6)
5/8	at Kentucky*	W, 8-0 (6)
5/12	vs. No. 13/11 Tennessee&	L, 4-0
5/13	LSU&	L, 9-1
5/20	Bethune-Cookman+	L, 3-2
5/21	UCF+	L, 5-3

! - Sunshine State Kickoff (Miami, Fla.)
 # - Clearwater Invitational (Clearwater, Fla.)
 \$ - GRU Classic
 ^ - UNLV Tournament
 % - USF Louisville Slugger Invitational (Tampa, Fla.)
 w - Long Beach State Invitational (Long Beach, Calif.)
 * - Southeastern Conference game
 & - Southeastern Conference Tournament (Gainesville, Fla.)
 + - NCAA Regional Tournament (Gainesville, Fla.)

2004



41-20, 16-13
 NCAA Region Four Participant
 Southeastern Conference Tournament
 Head Coach: Karen Johns
 Captains: Mylin Prieto & Mandy Schuerman

DATE	OPPONENT	RESULTS
2/6	Appalachian State!	W, 10-0
2/6	rv/rv South Florida!	L, 2-1
2/7	Arkansas!	W, 4-3
2/7	Missouri!	W, 3-0
2/8	UT-Chattanooga!	W, 2-0
2/11	UCF	W, 5-1
2/15	vs. No. 25/rv Michigan St#	W, 3-2 (8)
2/15	vs. Seton Hall#	W, 6-0
2/16	vs. Hofstra#	W, 4-0
2/20	vs. Manhattan College\$	W, 8-0
2/20	vs. Indiana\$	W, 1-0
2/21	vs. No. 12/13 Nebraska\$	W, 3-1
2/21	at Houston\$	W, 8-2
2/22	vs. Centenary\$	L, 7-4
2/27	Jacksonville [^]	W, 1-0
2/27	Winthrop [^]	W, 7-1
2/28	Connecticut [^]	W, 7-0
2/28	Western Michigan [^]	W, 5-0
2/29	Gardner-Webb [^]	W, 1-0
3/6	Kentucky*	W, 8-1
3/6	Kentucky*	W, 6-0
3/7	Kentucky*	L, 4-0
3/9	at San Diego State	W, 3-2
3/11	vs. rv Michigan State%	W, 9-4
3/11	at Cal State Fullerton	W, 2-0
3/12	at rv Cal State Northridge	W, 6-1
3/12	at rv Cal State Northridge	W, 6-1
3/18	at Jacksonville	W, 4-2
3/20	Arkansas*	W, 3-1
3/20	Arkansas*	W, 7-2
3/21	Arkansas*	L, 5-4 (11)
3/23	at No. 6/7 Alabama*	W, 4-3
3/23	at no. 6/7 Alabama*	L, 3-2
3/24	at No. 6/7 Alabama*	W, 5-1
3/27	at Ole Miss*	W, 4-1
3/27	at Ole Miss*	W, 3-0
3/28	at Ole Miss*	L, 1-0 (8)
3/30	No. 22/rv Auburn*	W, 2-1
3/30	No. 22/rv Auburn*	W, 3-0
3/31	No. 22/rv Auburn*	W, 11-3
4/3	No. 5/6 Georgia*	W, 6-4
4/3	No. 5/6 Georgia*	L, 4-3
4/4	No. 5/6 Georgia*	L, 8-0
4/7	at No. 3/3 Florida State	L, 2-0
4/10	No. 21/25 South Carolina*	W, 2-0
4/10	No. 21/25 South Carolina*	W, 4-3
4/11	No. 21/25 South Carolina*	W, 5-3
4/17	at No. 11/11 Tennessee*	L, 4-1
4/17	at No. 11/11 Tennessee*	L, 3-0
4/18	at No. 11/11 Tennessee*	L, 1-0 (10)
4/20	Bethune-Cookman	W, 6-0
4/24	at Mississippi State*	L, 7-4
4/24	at Mississippi State*	L, 9-5
5/1	at No. 3/5 LSU*	L, 4-0
5/1	at No. 3/5 LSU*	L, 4-1
5/2	at No. 3/5 LSU*	W, 3-1
5/13	vs. No. 10/11 Georgia&	L, 7-1
5/14	vs. No. 10/11 Tennessee&	L, 7-5
5/20	vs. Cal State Northridge+	L, 2-1
5/21	vs. Long Island+	W, 4-0
5/21	vs. No. 17/19 South Florida+	L, 8-1

! - GRU Classic
 # - USF Wilson Tournament (Tampa, Fla.)

YEAR-BY-YEAR RESULTS



\$ - Crowne Plaza Classic (Houston, Texas)
 ^ - Cox Communications Classic
 % - at Cal State Fullerton
 * - Southeastern Conference game
 & - Southeastern Conference Tournament (Tuscaloosa, Ala.)
 + - NCAA Region Four Tournament (Tallahassee, Fla.)

2003



41-25, 19-11
 NCAA Region Four Hosts
 Southeastern Conference Tournament
 Head Coach: Karen Johns

DATE	OPPONENT	RESULTS
1/25	at UCF	W, 6-5 (8)
1/25	at UCF	W, 1-0
1/31	vs. Centenary!	L, 6-5
1/31	vs. Texas Arlington!	W, 5-4 (8)
2/1	vs. Texas Arlington!	W, 3-1
2/1	vs. rv Baylor!	L, 6-1
2/2	vs. Centenary!	W, 14-1 (5)
2/2	vs. rv Baylor!	L, 3-0
2/7	Illinois-Chicago#	W, 11-1
2/7	South Florida#	W, 4-3
2/8	No. 8 Oklahoma#	L, 2-0
2/8	Illinois-Chicago#	W, 7-2
2/14	Birmingham-Southern\$	W, 8-0 (5)
2/14	Chattanooga\$	W, 4-0
2/15	Southern Miss\$	W, 7-0
2/15	Birmingham-Southern\$	W, 11-2
2/21	Illinois%	W, 6-0
2/21	Oakland%	W, 3-1
2/22	No. 24 Georgia Tech%	W, 9-2
2/23	Illinois%	L, 8-0
2/28	No. 19/21 Michigan^	L, 5-1
2/28	vs. North Carolina^	W, 2-1 (8)
3/1	at No. 2/5 Texas^	L, 4-3 (9)
3/1	at No. 2/5 Texas ^	L, 1-0
3/2	North Carolina^	W, 7-1
3/4	at Auburn*	W, 4-0
3/4	at Auburn*	W, 9-1
3/5	at Auburn*	L, 3-0
3/8	at Kentucky*	W, 8-1
3/8	at Kentucky*	W, 10-2
3/9	at Kentucky*	W, 9-3
3/22	at Arkansas*	W, 2-1 (8)
3/22	at Arkansas*	L, 2-1
3/23	at Arkansas*	W, 5-1
3/29	Ole Miss*	W, 6-1
3/29	Ole Miss*	W, 2-1
3/30	Ole Miss*	W, 3-2
4/2	at No. 22/22 South Florida	W, 3-1
4/2	at No. 22/22 South Florida	W, 9-7
4/5	at No. 8/9 Georgia*	W, 4-2
4/5	at No. 8/9 Georgia*	L, 10-2
4/6	at No. 8/9 Georgia*	W, 1-0
4/8	No. 17/17 Alabama*	L, 2-1
4/8	No. 17/17 Alabama*	W, 4-2
4/9	No. 17/17 Alabama*	L, 4-2
4/12	at No. 15/15 S Carolina*	L, 2-1
4/12	at No. 15/15 S Carolina*	L, 3-1
4/13	at No. 15/15 S Carolina*	L, 2-1
4/18	Tennessee*	W, 1-0
4/18	Tennessee*	W, 2-0
4/19	Tennessee*	W, 1-0
4/23	No. 13/14 Florida State	L, 5-0
4/23	No. 13/14 Florida State	L, 7-3
4/26	Mississippi State*	L, 11-8
4/26	Mississippi State*	L, 7-3
4/27	Mississippi State*	W, 6-1
5/3	No. 10/11 LSU*	L, 2-0
5/3	No. 10/11 LSU*	W, 8-4
5/4	No. 10/11 LSU*	W, 4-0

5/8	vs. No. 19/20 S Carolina&	W, 6-2
5/9	vs. No. 7/9 Georgia&	W, 1-0
5/10	vs. No. 12/13 LSU&	L, 1-0
5/11	vs. No. 12/13 LSU&	L, 3-1
5/15	vs. rv Oregon State+	W, 3-2
5/16	vs. rv Texas-Arlington+	L, 2-0
5/16	vs. FAU+	L, 2-1 (9)

! - Baylor Invitational (Waco, Texas)
 # - GRU Classic
 \$ - Gator Invitational
 % - Cox Communications Classic
 ^ - Time Warner Texas Invitational (Austin, Texas)
 * - Southeastern Conference game
 & - Southeastern Conference Tournament (Plant City, Fla.)
 + - NCAA Region Four Tournament\

2002



32-35, 12-18
 Southeastern Conference Tournament
 Head Coach: Karen Johns

DATE	OPPONENT	RESULTS
2/8	North Carolina!	W, 10-0
2/8	Florida International!	L, 4-0
2/9	No. 25 South Florida!	L, 5-3
2/9	No. 25 South Florida!	W, 4-1
2/10	Florida International!	L, 5-0
2/14	No. 9 Washington	W, 9-4
2/14	No. 9 Washington	L, 8-2
2/15	UT-Chattanooga#	W, 7-6
2/15	Hofstra#	W, 4-2
2/16	No. 9 Washington#	W, 3-2
2/16	Hofstra#	W, 3-0
2/17	No. 9 Washington#	W, 6-5
2/19	St. Johns	W, 9-3
2/19	St. Johns	W, 6-0
2/22	vs Northwestern State\$	L, 4-0
2/22	at No. 22 UL-Lafayette\$	L, 7-0
2/23	vs Houston\$	W, 8-2
2/23	at No. 22 UL-Lafayette\$	L, 13-6
2/24	vs Northwestern State\$	L, 6-3
3/1	vs Purdue%	L, 2-1
3/1	vs Purdue%	L, 13-5
3/2	vs TAMUCC%	L, 8-2
3/2	vs TAMUCC%	W, 2-1
3/3	at No. 1 UCLA%	L, 11-1 (5)
3/6	at No. 17 Cal St Fullerton	L, 11-1 (5)
3/6	at No. 17 Cal St Fullerton	L, 3-2
3/9	at No. 4 LSU*	L, 4-0
3/9	at No. 4 LSU*	L, 2-1
3/10	at No. 4 LSU*	L, 4-0
3/16	Kentucky*	W, 6-1
3/16	Kentucky*	L, 7-6
3/17	Kentucky*	W, 4-3
3/19	at No. 17 Alabama*	L, 4-3
3/19	at No. 17 Alabama*	L, 8-3
3/20	at No. 17 Alabama*	L, 7-1
3/22	Samford^	W, 4-0
3/22	Maine^	W, 6-0 (9)
3/23	No. 25 Wisconsin^	W, 2-0
3/23	Maine^	W, 1-0 (9)
3/24	No. 25 Wisconsin^	W, 3-1
3/26	Auburn*	L, 8-3
3/26	Auburn*	L, 3-2
3/27	Auburn*	W, 8-0
3/30	rv Arkansas*	W, 4-1
3/30	rv Arkansas*	W, 2-1
3/31	rv Arkansas*	L, 4-1
4/6	at Ole Miss*	L, 4-3
4/6	at Ole Miss*	W, 2-0
4/7	at Ole Miss*	L, 5-0
4/10	at South Florida	W, 7-4

4/10	at South Florida	W, 8-0
4/13	No. 23 Georgia*	W, 3-2
4/13	No. 23 Georgia*	L, 10-5 (9)
4/14	No. 23 Georgia*	L, 3-0
4/17	at No. 20 Florida State	W, 7-1
4/17	at No. 20 Florida State	L, 6-1
4/20	rv South Carolina*	W, 1-0 (8)
4/20	rv South Carolina*	W, 2-1
4/21	rv South Carolina*	L, 1-0
4/25	at Tennessee*	W, 15-3
4/25	at Tennessee*	W, 7-6
4/26	at Tennessee*	L, 13-2
5/4	at Mississippi State*	L, 4-1
5/4	at Mississippi State*	L, 6-2
5/5	at Mississippi State*	L, 8-2
5/9	vs No. 3 LSU&	L, 5-0
5/10	vs Auburn&	L, 7-1

! - GRU Classic
 # - UF Hotel and Conference Center Invitational
 \$ - Lady Cajun Classic (Lafayette, La.)
 % - Stacy Winsberg Memorial Classic (Los Angeles, Calif.)
 ^ - Gator Invitational
 * - Southeastern Conference game
 & - Southeastern Conference Tournament (Chattanooga, Tenn.)

2001



37-28, 14-15
 NCAA Region Eight Participant
 Southeastern Conference Tournament
 Head Coach: Karen Johns

DATE	OPPONENT	RESULTS
2/9	Southeastern Louisiana!	W, 8-0
2/9	rv South Florida!	W, 4-3
2/10	Stetson!	W, 4-0
2/10	Stetson!	W, 5-0
2/11	rv South Florida!	W, 2-1
2/16	Belmont#	W, 10-4
2/16	Chattanooga#	L, 4-2
2/17	Baylor#	L, 2-1
2/17	Baylor#	L, 6-0
2/18	Belmont#	W, 8-0
2/20	Hofstra	W, 4-2
2/20	Hofstra	W, 6-2
2/23	vs. McNeese State\$	W, 4-0
2/23	vs. Drake\$	W, 9-1
2/24	vs. UConn\$	W, 6-3
2/24	vs. Southern Utah\$	L, 5-3
2/25	at No. 2 Arizona\$	L, 5-0
3/2	vs. Florida A&M%	W, 6-4
3/2	at Georgia Southern%	W, 7-6 (11)
3/10	No. 8 LSU*	L, 1-0
3/10	No. 8 LSU*	W, 4-1
3/11	No. 8 LSU*	L, 3-1
3/14	Mississippi State*	W, 6-0
3/14	Mississippi State*	W, 5-4
3/15	Mississippi State*	L, 5-1
3/17	at Kentucky*	W, 18-3
3/17	at Kentucky*	W, 5-4 (8)
3/18	at Kentucky*	W, 5-4
3/20	Maine	W, 4-1
3/20	Maine	W, 7-0
3/23	vs. rv Florida International^	W, 5-2
3/23	vs. Jacksonville State^	W, 6-1
3/24	at rv Florida Atlantic^	W, 1-0
3/24	vs. Michigan State^	W, 4-1
3/25	vs. Michigan State^	L, 4-3
3/25	at rv Florida Atlantic^	L, 3-2 (9)
3/27	No. 4 Alabama*	L, 9-0



YEAR-BY-YEAR RESULTS

3/27	No. 4 Alabama*	L, 2-1 (8)
3/28	No. 4 Alabama*	L, 8-3
3/31	at Arkansas*	W, 2-1
3/31	at Arkansas*	W, 1-0
4/1	at Arkansas*	L, 1-0
4/4	at Auburn*	L, 9-1
4/4	at Auburn*	W, 9-3
4/5	at Auburn*	L, 6-5
4/7	Ole Miss*	L, 2-0
4/7	Ole Miss*	W, 4-3
4/8	Ole Miss*	W, 4-2
4/14	at Georgia*	L, 7-1
4/14	at Georgia*	L, 8-7 (9)
4/18	No. 17 Florida State	L, 5-3
4/28	No. 17 Florida State	L, 3-1
4/21	at No. 20 South Carolina*	W, 4-1
4/21	at No. 20 South Carolina*	L, 3-0
4/22	at No. 20 South Carolina*	L, 3-1
4/25	at rv South Florida	W, 7-1
4/25	at rv South Florida	W, 4-0
4/28	Tennessee*	W, 3-0
4/28	Tennessee*	W, 7-0
4/29	Tennessee*	L, 6-3
5/10	Mississippi State&	L, 1-0
5/11	Auburn&	L, 4-1
5/17	rv Florida Atlantic+	L, 3-0
5/18	UConn+	W, 8-0
5/18	No. 16 Florida State+	L, 6-2

! - GRU Classic

- University Centre Hotel Invitational

\$ - Wildcat Invitational (Tucson, Ariz.)

% - Georgia Southern Eagle Classic (Statesboro, Ga.)

^ - Florida Atlantic Tournament (Boca Raton, Fla.)

* - Southeastern Conference game

& - Southeastern Conference Tournament (Chattanooga, Tenn.)

+ - NCAA Region Eight Tournament (Tallahassee, Fla.)

2000



46-30, 13-14

NCAA Region Six Runner-Up

Southeastern Conference Tournament

Head Coach: Larry Ray

DATE	OPPONENT	RESULTS
2/11	Stetson!	W, 3-2 (8)
2/11	Coastal Carolina!	W, 8-0
2/12	rv South Florida!	W, 2-1 (8)
2/12	Coastal Carolina!	W, 8-0
2/13	Stetson!	W, 6-1
2/13	rv South Florida!	W, 10-0
2/18	Northwestern#	L, 2-0
2/18	Northwestern#	W, 5-4 (9)
2/19	McNeese State#	W, 13-3
2/19	McNeese State#	W, 8-2
2/20	Samford#	W, 4-0
2/20	Samford#	W, 3-0 (8)
2/25	vs. No. 8 California\$	L, 6-1 (8)
2/25	vs. No. 25 Oregon\$	W, 5-2
2/26	vs. Wichita State\$	W, 6-1
2/26	at New Mexico State\$	W, 12-4 (6)
2/27	vs. Penn State\$	L, 6-3
3/3	vs. No. 17 Illinois-Chicago%	W, 1-0
3/3	vs. Utah%	L, 1-0
3/4	vs. No. 1 Washington%	L, 6-1
3/4	vs. No. 16 Alabama%	L, 4-3
3/5	vs. Utah%	W, 4-2
3/5	vs. No. 15 UL-Lafayette%	L, 3-2
3/7	Siena	W, 8-0
3/7	Siena	W, 16-0
3/9	vs. rv Florida Atlantic^	W, 5-0

3/9	vs. Virginia Tech^	W, 3-2
3/10	vs. rv Michigan State^	W, 7-0
3/10	vs. Chattanooga^	L, 5-4
3/11	vs. Boston University^	L, 4-3
3/11	vs. UMass^	W, 4-3
3/11	vs. No. 14 Iowa^	W, 5-2
3/12	vs. Virginia Tech^	W, 7-0
3/12	vs. No. 18 South Carolina^	L, 9-2
3/17	at No. 17 South Carolina*	L, 7-1
3/17	at No. 17 South Carolina*	W, 7-0
3/18	at No. 17 South Carolina*	L, 6-1
3/18	at No. 17 South Carolina*	W, 12-0
3/22	Bethune-Cookman	W, 4-0
3/22	Bethune-Cookman	W, 6-0
3/24	at No. 9 LSU*	L, 4-0
3/24	at No. 9 LSU*	L, 6-3
3/25	at Arkansas*	L, 2-1
3/25	at Arkansas*	L, 8-7 (8)
3/28	Florida A&M	W, 2-0
3/28	Florida A&M	W, 4-0
4/5	at rv Florida State	L, 6-3
4/5	at rv Florida State	W, 5-3 (8)
4/7	Tennessee*	W, 2-0
4/7	Tennessee*	W, 11-1
4/8	Tennessee*	W, 9-4
4/8	Tennessee*	W, 3-2
4/14	Auburn*	L, 2-0
4/15	No. 11 Alabama*	L, 3-2 (9)
4/15	No. 11 Alabama*	W, 4-0
4/19	South Florida	W, 4-0
4/19	South Florida	L, 4-0
4/21	at Kentucky*	L, 4-0
4/21	at Kentucky*	L, 9-8
4/22	at Kentucky*	L, 3-0
4/22	at Kentucky*	W, 7-6
4/28	No. 21 Mississippi State*	W, 11-3
4/28	No. 21 Mississippi State*	L, 3-1
4/30	Ole Miss*	W, 3-2
4/30	Ole Miss*	W, 1-0 (10)
5/6	Georgia*	L, 5-0
5/6	Georgia*	L, 2-1
5/7	Georgia*	W, 2-0
5/7	Georgia*	W, 5-0
5/11	No. 11 Alabama&	L, 1-0
5/12	Kentucky&	W, 2-0
5/13	Arkansas&	L, 2-1
5/18	No. 10 California+	L, 2-0
5/19	No. 6 Fresno State+	W, 1-0
5/20	rv Texas+	W, 5-2
5/21	No. 10 California+	L, 2-1

! - University Centre Hotel Invitational

- GRU Classic

\$ - Troy Cox Classic (Las Cruces, N.M.)

% - NFCA Leadoff Classic (Columbus, Ga.)

^ - Speedline Tournament (Tampa, Fla.)

* - Southeastern Conference game

& - Southeastern Conference Tournament (Columbus, Ga.)

+ - NCAA Region Six Tournament (Fresno, Calif.)

1999



34-39, 13-15

Southeastern Conference Tournament

Head Coach: Larry Ray

DATE	OPPONENT	RESULTS
2/12	No. 11 DePaul!	W, 3-2 (8)
2/13	Stetson!	W, 11-0
2/13	Centenary!	W, 7-0
2/14	Centenary!	W, 7-0
2/14	No. 6 South Florida!	L, 5-1
2/14	Stetson!	W, 1-0

2/19	vs. Virginia Tech#	W, 2-1 (8)
2/19	vs. Virginia Tech#	W, 3-0
2/20	vs. No. 4 Washington#	L, 3-0
2/20	vs. No. 4 Washington#	L, 8-0
2/21	vs. No. 5 Michigan#	L, 4-2
2/27	Campbell	W, 6-2
2/27	Campbell	W, 8-0
3/4	vs. Chattanooga\$	W, 5-3
3/4	vs. Temple\$	W, 8-5 (9)
3/5	vs. No. 7 Texas\$	L, 7-0
3/5	vs. rv Michigan State\$	L, 10-7
3/6	vs. Purdue\$	W, 3-0
3/9	at No. 13 South Carolina*	W, 4-3
3/9	at No. 13 South Carolina*	L, 7-6
3/10	at No. 13 South Carolina*	L, 5-1
3/10	at No. 13 South Carolina*	L, 6-5 (9)
3/18	vs. UNLV%	W, 5-1
3/18	vs. No. 4 Washington%	L, 7-0
3/19	vs. No. 5 Oklahoma%	L, 5-1
3/19	vs. No. 6 Arizona State%	L, 5-0
3/20	vs. No. 2 Arizona%	L, 6-0
3/26	Arkansas*	L, 4-0
3/26	Arkansas*	W, 2-0
3/28	at No. 11 LSU*	L, 3-2
3/28	at No. 11 LSU*	L, 4-0
4/2	at Tennessee*	L, 8-0
4/2	at Tennessee*	L, 18-1
4/3	at Tennessee*	W, 8-2
4/3	at Tennessee*	L, 8-7
4/7	rv Florida State	W, 2-0
4/7	rv Florida State	L, 6-4
4/10	Bethune-Cookman	W, 4-1
4/10	Bethune-Cookman	W, 9-1
4/11	Florida A&M	W, 10-2
4/11	Florida A&M	W, 9-1
4/14	at No. 18 South Florida	W, 1-0
4/14	at No. 18 South Florida	W, 4-1
4/16	at rv Alabama*	L, 2-1
4/16	at rv Alabama*	L, 6-1
4/18	at Auburn*	L, 11-6
4/18	at Auburn*	L, 10-2
4/21	at Stetson	W, 2-1 (8)
4/21	at Stetson	L, 4-2
4/23	Kentucky*	W, 8-0
4/23	Kentucky*	W, 6-1
4/24	Kentucky*	W, 7-2
4/24	Kentucky*	W, 3-1
4/30	at Mississippi State*	W, 7-4 (9)
4/30	at Mississippi State*	L, 6-2
5/2	at Ole Miss*	W, 3-0
5/2	at Ole Miss*	W, 9-6
5/7	at Georgia*	W, 4-3
5/7	at Georgia*	W, 4-2
5/8	at Georgia*	L, 7-6 (9)
5/8	at Georgia*	W, 2-0
5/13	vs. No. 24 Tennessee&	L, 11-3
5/14	vs. rv Alabama&	L, 4-1

! - University Centre Hotel Invitational

- Louisville Slugger Classic

\$ - Speedline Tournament (Tampa, Fla.)

% - KIA Klassic (Fullerton, Calif.)

* - Southeastern Conference game

& - Southeastern Conference Tournament (Columbus, Ga.)

YEAR-BY-YEAR RESULTS



1998



47-22, 23-5
NCAA Region Six Participant
Southeastern Conference Tournament
Southeastern Conference Champions
Head Coach: Larry Ray

DATE	OPPONENT	RESULTS
2/13	Northwestern!	W, 3-0
2/14	Centenary!	W, 5-0
2/14	Stetson!	W, 3-0
2/15	Centenary!	L, 1-0
2/15	Centenary!	W, 3-0
2/20	Texas Tech#	W, 2-0
2/20	Texas Tech#	W, 2-0
2/21	No. 1 Arizona#	L, 7-0
2/21	No. 1 Arizona#	L, 9-0
2/27	vs. Boston University\$	W, 5-0
2/27	vs. No. 8 California\$	W, 3-2 (8)
2/28	vs. No. 6 Oklahoma\$	L, 1-0
2/28	vs. Indiana\$	W, 4-1
3/1	vs. Notre Dame\$	W, 9-3
3/1	vs. No. 24 Cal St Northridge\$	L, 2-0
3/5	vs. Ball State%	W, 2-0 (8)
3/5	vs. Temple%	W, 3-2
3/6	vs. No. 2 Michigan%	L, 2-1
3/6	vs. Alabama%	L, 8-9
3/7	vs. Iowa State%	W, 1-0 (9)
3/7	vs. rv Illinois-Chicago%	W, 1-0
3/7	at No. 7 South Florida%	L, 5-0
3/10	Ole Miss*	W, 8-0
3/10	Ole Miss*	W, 5-2
3/11	rv Mississippi State*	L, 3-1
3/11	rv Mississippi State*	W, 1-0
3/13	at No. 21 South Carolina*	L, 2-0
3/13	at No. 21 South Carolina*	W, 8-5
3/14	at No. 21 South Carolina*	W, 5-2
3/14	at No. 21 South Carolina*	W, 4-1
3/19	vs. No. 5 Fresno State^	L, 1-0
3/19	vs. No. 18 Oregon St^	W, 7-6 (8)
3/20	vs. No. 6 Oklahoma^	L, 8-0
3/21	vs. No. 22 Cal St Northridge^	L, 3-0
3/21	vs. Canisius	W, 1-0
3/27	Tennessee*	W, 1-0 (10)
3/27	Tennessee*	W, 9-5
3/28	Tennessee*	W, 7-0
3/28	Tennessee*	W, 5-3
3/31	rv Alabama*	W, 1-0
3/31	rv Alabama*	L, 11-2
4/4	Bethune-Cookman	W, 8-0
4/4	Bethune-Cookman	W, 7-0
4/5	Florida A&M	W, 19-1
4/5	Florida A&M	W, 7-2
4/8	at No. 15 Florida State	W, 8-3
4/8	at No. 15 Florida State	L, 7-2
4/11	Auburn*	W, 1-0
4/11	Auburn*	W, 12-7
4/17	at Kentucky*	W, 2-0
4/17	at Kentucky*	W, 5-1 (8)
4/18	at Kentucky*	W, 9-1
4/18	at Kentucky*	W, 10-2
4/21	at No. 11 LSU*	W, 2-0
4/21	at No. 11 LSU*	L, 6-2
4/22	at Arkansas*	W, 2-1 (8)
4/22	at Arkansas*	L, 4-3 (9)
4/25	No. 6 South Florida	W, 1-0
4/25	No. 6 South Florida	L, 4-1
5/1	Georgia*	W, 1-0 (8)
5/1	Georgia*	W, 4-0
5/1	Georgia*	W, 8-0
5/1	Georgia*	W, 4-0

5/8	Georgia&	W, 3-1
5/9	South Carolina&	W, 109
5/9	Mississippi State&	L, 1-0
5/10	Mississippi State&	L, 1-0
5/15	No. 6 South Florida+	L, 1-0
5/16	No. 16 Arizona State+	L, 1-0 (8)

! - University Centre Hotel Invitational

- Louisville Slugger Classic

\$ - NFCA Leadoff Classic (Columbus, Ga.)

% - Speedline Tournament (Tampa, Fla.)

^ - KIA Klassic (Fullerton, Calif.)

* - Southeastern Conference game

& - Southeastern Conference Tournament (Columbus, Ga.)

+ - NCAA Region Six Tournament (Clearwater, Fla.)

1997



42-25, 16-8
SEC Tournament Runner-Up
Head Coach: Larry Ray

DATE	OPPONENT	RESULTS
2/8	Stetson	W, 8-0
2/8	Stetson	W, 3-2
2/14	Northwestern!	W, 3-0
2/14	Northwestern!	L, 4-3 (8)
2/15	Florida Atlantic!	W, 1-0 (8)
2/15	Loyola!	W, 7-0
2/16	Loyola!	W, 6-0
2/16	Florida A&M!	W, 3-0 (8)
2/19	No. 17 Florida State	W, 3-1
2/19	No. 17 Florida State	L, 8-1
2/21	Purdue#	L, 2-1
2/21	Purdue#	W, 1-0
2/22	No. 12 Cal St Fullerton#	L, 4-3 (8)
2/23	Chattanooga#	W, 6-1
2/23	Chattanooga#	W, 6-2
2/25	at No. 12 South Florida	L, 3-2
2/25	at No. 12 South Florida	W, 4-1
3/1	vs. LSU\$	W, 3-1
3/1	vs. rv Kansas\$	L, 4-0
3/2	vs. Kent State\$	W, 5-2
3/2	vs. rv DePaul\$	L, 8-3
3/2	at No. 1 Arizona\$	L, 10-0
3/5	Arkansas*	W, 2-1 (9)
3/5	Arkansas*	W, 3-1
3/7	vs. Virginia%	W, 1-0
3/7	vs. Western Michigan%	W, 7-0
3/7	vs. No. 9 Iowa%	L, 8-0
3/8	vs. Illinois-Chicago%	L, 4-0
3/8	vs. Central Michigan%	W, 5-4
3/8	vs. No. 7 Michigan%	L, 1-0
3/11	at rv Tennessee*	L, 1-0
3/11	at rv Tennessee*	W, 3-2
3/12	at rv Tennessee*	L, 3-2
3/12	at rv Tennessee*	W, 6-5
3/15	No. 4 South Carolina*	L, 5-0
3/15	No. 4 South Carolina*	L, 8-2
3/16	No. 4 South Carolina*	L, 1-0 (8)
3/16	No. 4 South Carolina*	L, 6-4
3/20	vs. rv Texas^	W, 3-0
3/20	vs. No. 24 Cal St Northridge^	L, 7-1
3/21	vs. No. 2 Fresno State	L, 6-1
3/21	at Cal State Fullerton^	L, 4-0
3/22	vs. No. 12 Oklahoma State	W, 2-1
4/5	Bethune-Cookman	W, 6-0
4/5	Bethune-Cookman	W, 5-2
4/10	No. 14 South Florida	W, 1-0 (8)
4/10	No. 14 South Florida	L, 2-0
4/12	at Alabama*	W, 4-1
4/12	at Alabama*	W, 2-0

4/13	at Auburn*	W, 3-1
4/13	at Auburn*	L, 5-2
4/19	Kentucky*	W, 6-1
4/19	Kentucky*	W, 8-0
4/20	Kentucky*	W, 8-0
4/20	Kentucky	W, 2-1
4/26	at Mississippi State*	W, 3-1
4/26	at Mississippi State*	L, 6-5
5/3	at Georgia*	W, 1-0
5/3	at Georgia*	W, 1-0
5/4	at Georgia*	W, 4-3
5/4	at Georgia*	W, 4-3
5/9	vs. Alabama&	W, 6-2
5/9	vs. No. 2 South Carolina&	L, 6-1
5/10	vs. rv Tennessee&	W, 2-1 (8)
5/10	vs. No. 23 LSU&	W, 4-3
5/10	vs. Auburn&	W, 7-5
5/11	vs. No. 2 South Carolina&	L, 8-0

! - Florida Invitational

- University Centre Hotel Invitational

\$ - Hellenbrand Classic (Tucson, Ariz.)

% - Speedline Tournament (Tampa, Fla.)

^ - Pony Invitational (Fullerton, Calif.)

* - Southeastern Conference game

& - Southeastern Conference Tournament (Columbus, Ga.)



ALL-TIME RESULTS & STATISTICAL HISTORY

Year	Overall				SEC				SEC Finish/National Rank
	W	L	T	Pct.	W	L	T	Pct.	
2015	60	7	0	.896	18	5	0	.783	1st East, 1st overall/No. 1 USA Today/No. 1 ESPN (National Champions)
2014	55	12	0	.821	15	9	0	.625	3rd/No. 1 USA Today/No. 1 ESPN (National Champions)
2013	58	9	0	.866	18	6	0	.750	1st East, 1st overall/No. 5 USA Today/No. 5 ESPN
2012	48	13	0	.787	21	7	0	.750	2nd East, 3rd overall/No. 18 USA Today/No. 16 ESPN
2011	56	13	0	.811	21	7	0	.750	1st East, 2nd overall/No. 2 USA Today/No. 2 ESPN
2010	49	10	0	.831	20	4	0	.833	1st East, 2nd overall/No. 6 USA Today/No. 6 ESPN
2009	63	5	0	.926	26	1	0	.963	1st East, 1st overall/No. 2 USA Today/No. 2 ESPN
2008	70	5	0	.933	27	1	0	.964	1st East, 1st overall/No. 3 USA Today/No. 3 ESPN
2007	50	22	0	.694	17	11	0	.607	2nd East, 4th overall/No. 14, USA Today/No. 15 ESPN
2006	43	25	0	.656	17	13	0	.567	3rd-East, 5th overall/rv USA Today
2005	41	23	0	.641	18	12	0	.600	3rd-East, 5th overall/rv USA Today
2004	41	20	0	.672	16	13	0	.552	3rd-East, 6th overall/No. 24 USA Today/No. 21 ESPN
2003	41	25	0	.621	19	11	0	.633	3rd-East, 5th overall/rv USA Today/rv ESPN
2002	32	35	0	.478	12	18	0	.400	3rd-East, 8th overall
2001	37	28	0	.569	14	15	0	.483	2nd-East, 5th overall
2000	46	30	0	.605	13	14	0	.481	2nd East, 6th overall/No. 25 USA Today
1999	34	29	0	.540	13	15	0	.464	3rd East, 7th overall
1998	47	22	0	.681	23	5	0	.821	1st East, 1st overall/No. 25 USA Today
1997	42	25	0	.627	16	8	0	.556	3rd East, 4th Overall
Totals	913	358	0	.718	344	175	0	.663	

Batting

Year	G	Avg.	AB	R	H	RBI	2B	3B	HR	BB	HBP	SO	SB
2015	67	.303	1655	439	502	391	81	14	80	284	128	296	94
2014	67	.313	1730	463	542	433	78	13	89	321	78	299	116
2013	67	.278	1726	433	479	383	87	22	84	332	84	421	112
2012	61	.292	1506	315	440	294	58	12	68	226	44	310	76
2011	69	.324	1768	508	573	479	78	8	124	322	33	376	103
2010	59	.331	1494	433	494	402	95	10	109	241	42	253	81
2009	68	.323	1702	431	550	395	89	14	86	274	34	307	93
2008	75	.306	1953	413	597	361	102	13	63	248	42	327	99
2007	72	.257	1866	284	479	248	81	11	49	195	32	368	129
2006	68	.260	1741	282	452	259	70	11	41	196	59	383	77
2005	64	.270	1640	272	443	230	77	7	48	156	39	343	104
2004	61	.251	1573	227	395	183	86	9	30	168	35	311	93
2003	66	.253	1652	253	418	219	78	17	41	160	34	331	112
2002	67	.249	1704	237	424	189	81	8	21	193	34	373	84
2001	65	.270	1687	248	456	211	78	5	12	171	15	234	93
2000	76	.257	1927	312	495	270	93	8	35	214	18	298	97
1999	63	.269	1693	240	455	200	68	4	15	123	24	285	51
1998	69	.272	1819	238	495	191	61	10	8	116	11	254	57
1997	67	.224	1716	200	384	149	33	10	7	105	14	305	92

Pitching

Year	W-L	ERA	SV	CG	SHO	IP	H	R	SO	BB	Score
2015	60-7	1.63	7	40	24	437.1	299	122	474	100	439-122
2014	55-12	1.96	5	43	23	435.0	310	135	367	133	463-135
2013	58-9	1.83	7	44	20	458.2	344	144	417	164	433-144
2012	48-13	1.44	8	39	21	393.1	277	104	362	141	315-104
2011	56-13	2.16	5	38	24	444.0	340	167	372	138	508-167
2010	49-10	2.20	5	31	19	372.2	316	150	349	147	433-150
2009	63-5	0.69	4	52	39	444.0	250	67	547	81	431-67
2008	70-5	0.92	8	53	30	512.1	319	94	498	146	413-94
2007	50-22	1.40	6	49	26	498.2	371	126	416	132	284-126
2006	43-25	2.16	6	43	15	460.0	439	193	281	141	282-193
2005	41-23	2.16	8	22	15	430.1	406	183	372	152	272-183
2004	41-20	1.78	6	33	18	420.0	322	136	440	120	227-136
2003	41-25	1.82	3	33	12	447.0	352	155	418	88	253-155
2002	32-35	3.08	7	15	11	443.2	437	262	274	206	237-262
2001	37-28	2.00	5	30	13	444.1	368	182	292	178	254-182
2000	46-30	1.80	5	54	30	512.1	394	179	412	176	312-179
1999	34-29	2.90	2	41	12	417.0	443	237	188	114	240-237
1998	47-22	1.67	4	51	26	470.2	376	141	353	107	238-141
1997	42-25	1.98	3	44	16	460.1	401	174	357	80	200-174

ALL-TIME OPPONENTS



Team	Mtgs.	W	L	Pct.	Last Meeting
Alabama	63	30	33	.476	3/23/15
Appalachian St.	2	2	0	1.000	2/4/05
Arizona	9	4	5	.444	3/6/15
Arizona State	8	3	5	.375	6/7/11
Arkansas	51	41	10	.804	5/4/14
Auburn	54	36	18	.666	5/31/15
Ball State	2	2	0	1.000	3/12/11
Baylor	10	4	6	.400	6/1/14
Belmont	2	2	0	1.000	2/18/01
Bethune-Cookman	17	15	2	.882	2/9/14
Birmingham Southern	2	2	0	1.000	2/15/03
Boise State	1	1	0	1.000	2/25/12
Boston College	1	1	0	1.000	3/4/14
Boston University	2	1	1	.500	3/11/00
BYU	1	1	0	1.000	2/24/12
California	10	7	3	.700	2/9/13
Cal Poly	1	1	0	1.000	2/27/15
Cal State Fullerton	7	3	4	.429	3/6/10
Cal State Northridge	8	4	4	.500	2/15/14
Campbell	4	4	0	1.000	3/4/12
Canisius	2	2	0	1.000	3/12/06
Centenary	7	4	3	.571	2/22/04
C. Connecticut State	1	1	0	1.000	3/18/14
Central Florida	19	16	3	.842	2/25/15
Central Michigan	3	3	0	1.000	3/3/06
Charleston Southern	1	1	0	1.000	2/17/13
Chattanooga	9	7	2	.778	2/16/07
Coastal Carolina	5	5	0	1.000	2/13/09
Coll. of Charleston	1	1	0	1.000	2/15/08
Connecticut	4	4	0	1.000	3/11/11
Creighton	1	1	0	1.000	2/8/13
DePaul	4	1	3	.250	2/23/07
Drake	3	3	0	1.000	3/2/13
East Tennessee St.	2	2	0	1.000	2/16/08
Eastern Michigan	4	4	0	1.000	3/2/12
Florida A&M	13	13	0	1.000	5/15/15
Florida Atlantic	13	8	5	.615	5/17/15
Florida Gulf Coast	5	4	1	.800	5/19/12
Florida International	14	11	3	.785	4/21/12
Florida State	35	21	14	.600	4/22/15
Fordham	1	1	0	1.000	2/16/07
Fresno State	5	3	2	.600	3/7/15
Gardner-Webb	5	5	0	1.000	3/2/12
Georgia	58	35	23	.603	4/18/15
Georgia Southern	1	1	0	1.000	3/2/01
Georgia Tech	7	6	1	.857	2/23/13
Hampton	2	2	0	1.000	2/6/15
Hawaii	1	1	0	1.000	2/14/14
Hofstra	9	9	0	1.000	5/16/15
Houston	3	3	0	1.000	2/11/06
Illinois	6	5	1	.833	3/1/09
Illinois-Chicago	5	4	1	.800	2/8/03
Illinois State	6	4	2	.666	2/21/15
Indiana	6	6	0	1.000	2/22/14
Iowa	5	4	1	.800	2/15/15
Iowa State	4	4	0	1.000	3/12/06
Jacksonville	14	14	0	1.000	2/11/15
Jacksonville State	1	1	0	1.000	3/23/01
Kansas	4	2	2	.500	2/21/15
Kent State	1	1	0	1.000	3/2/97
Kentucky	60	47	13	.783	5/24/15
Lehigh	1	1	0	1.000	5/17/09
Liberty	1	1	0	1.000	2/20/15
Long Beach State	4	3	1	.750	3/4/15
Long Island	4	4	0	1.000	2/11/12
Longwood	14	14	0	1.000	4/21/13
Louisiana-Lafayette	4	0	4	.000	5/29/08
LSU	56	24	32	.429	5/29/15
Louisville	2	2	0	1.000	3/2/08
Loyola-Chicago	3	3	0	1.000	3/3/07
Loyola-Marymount	3	3	0	1.000	2/21/13
Maine	5	5	0	1.000	2/11/12
Manhattan College	1	1	0	1.000	2/20/04
Marshall	4	4	0	1.000	2/11/11
Maryland	1	1	0	1.000	3/2/14
Massachusetts	2	2	0	1.000	2/23/07
McNeese State	3	3	0	1.000	2/23/01

Team	Mtgs.	W	L	Pct.	Last Meeting
Memphis	1	1	0	1.000	2/9/08
Mercer	6	6	0	1.000	2/22/15
Michigan	17	8	9	.471	6/3/15
Michigan State	10	7	3	.700	2/19/12
Minnesota	1	1	0	1.000	2/16/14
Mississippi State	49	30	19	.612	3/29/15
Missouri	11	7	4	.636	5/3/15
Mount St. Mary's	1	1	0	1.000	3/1/13
Nebraska	3	2	1	.667	6/1/13
Nevada	1	1	0	1.000	2/19/09
New Mexico	1	1	0	1.000	2/11/07
New Mexico State	1	1	0	1.000	2/26/00
North Carolina	9	9	0	1.000	2/20/11
North Carolina St.	7	5	2	.714	2/15/15
North Dakota St.	2	2	0	1.000	3/6/11
North Florida	6	6	0	1.000	4/1/15
Northwestern	5	3	2	.600	2/18/00
Northwestern St.	6	4	2	.667	2/28/10
Notre Dame	5	4	1	.800	2/24/08
Oakland	1	1	0	1.000	2/21/03
Ohio State	2	2	0	1.000	3/1/14
Oklahoma	5	1	4	.200	2/5/05
Oklahoma State	2	2	0	1.000	2/21/13
Ole Miss	49	41	8	.837	3/9/14
Oregon	11	9	2	.818	3/6/15
Oregon State	3	3	0	1.000	2/29/08
Pacific	4	4	0	1.000	3/5/11
Penn State	2	1	1	.500	2/17/06
Pittsburgh	1	1	0	1.000	3/6/05
Presbyterian	1	1	0	1.000	3/3/13
Princeton	2	2	0	1.000	3/22/07
Purdue	5	2	3	.400	3/1/02
Radford	1	1	0	1.000	3/2/14
St. John's	2	2	0	1.000	2/19/02
Samford	3	3	0	1.000	3/22/02
San Diego	1	1	0	1.000	2/28/15
San Diego State	3	3	0	1.000	2/25/11
San Jose State	1	1	0	1.000	3/5/15
Savannah State	2	2	0	1.000	2/16/13
Seattle	1	1	0	1.000	2/14/14
Seton Hall	3	2	1	.667	3/4/06
Siena	2	2	0	1.000	3/7/00
South Alabama	1	1	0	1.000	3/14/09
South Carolina	62	42	20	.677	5/7/15
South Florida	54	41	13	.759	4/15/15
Southern Illinois	1	1	0	1.000	2/20/05
Southern Miss	3	3	0	1.000	3/5/06
Southern Utah	1	1	0	1.000	2/24/01
Southeast Louisiana	1	1	0	1.000	2/9/01
Stanford	2	1	1	.500	3/5/10
Stetson	15	13	2	.867	5/17/14
Syracuse	2	2	0	1.000	2/22/13
Temple	3	3	0	1.000	3/6/05
Tennessee	69	44	25	.638	5/28/15
Tennessee State	1	1	0	1.000	3/3/12
Texas	8	5	3	.625	6/2/13
Texas A&M	13	10	3	.769	4/26/15
Texas-Arlington	3	2	1	.667	5/16/03
TAMU Corpus Christi	3	2	1	.667	2/12/06
Texas Tech	4	4	0	1.000	2/28/09
Troy	2	2	0	1.000	2/22/14
UAB	2	2	0	1.000	5/26/13
UC Davis	2	2	0	1.000	2/28/15
UCLA	8	4	4	.500	5/23/11
UNC-Wilmington	2	2	0	1.000	2/17/13
UNLV	2	2	0	1.000	2/21/09
USC Upstate	1	1	0	1.000	3/20/13
Utah	3	2	1	.666	2/26/11
Valparaiso	1	1	0	1.000	3/4/11
Virginia	1	1	0	1.000	3/7/97
Virginia Tech	5	5	0	1.000	5/31/08
Washington	15	5	10	.333	5/25/14
Western Carolina	1	1	0	1.000	2/16/13
Western Michigan	2	2	0	1.000	2/28/04
Wichita State	1	1	0	1.000	2/26/00
Winthrop	1	1	0	1.000	2/27/04
Wisconsin	5	4	1	.800	2/9/14



SERIES RECORDS

ALABAMA 32-33			
Home: 10-14	Away: 11-16	Neutral: 9-3	
Date	Location	W/L	Score
4/12/97	Tuscaloosa, Ala.	W	4-1
4/12/97	Tuscaloosa, Ala.	W	2-0
5/9/97	Columbus, Ga.	W	6-2
3/6/98	Tampa, Fla.	L	9-8
3/31/98	Gainesville, Fla.	W	1-0
3/31/98	Gainesville, Fla.	L	11-2
4/16/99	Tuscaloosa, Ala.	L	2-1
4/16/99	Tuscaloosa, Ala.	L	6-1
5/14/99	Tuscaloosa, Ala.	L	4-0
3/4/00	Columbus, Ga.	L	4-3
4/15/00	Gainesville, Fla.	L	3-2 (9)
4/15/00	Gainesville, Fla.	W	4-0
5/11/00	Columbus, Ga.	L	1-0
3/27/01	Gainesville, Fla.	L	9-0
3/27/01	Gainesville, Fla.	L	2-1 (8)
3/28/01	Gainesville, Fla.	L	8-3
3/19/02	Tuscaloosa, Ala.	L	4-3
3/19/02	Tuscaloosa, Ala.	L	8-3
3/20/02	Tuscaloosa, Ala.	L	7-1
4/8/03	Gainesville, Fla.	L	2-1
4/8/03	Gainesville, Fla.	W	4-2
4/9/03	Gainesville, Fla.	L	4-2
3/23/04	Tuscaloosa, Ala.	W	4-3
3/23/04	Tuscaloosa, Ala.	L	3-2
3/24/04	Tuscaloosa, Ala.	W	5-1
3/29/05	Gainesville, Fla.	L	5-3
3/29/05	Gainesville, Fla.	W	6-4
3/30/05	Gainesville, Fla.	L	3-2
3/7/06	Tuscaloosa, Ala.	L	5-0
3/7/06	Tuscaloosa, Ala.	L	3-1
3/8/06	Tuscaloosa, Ala.	L	1-0
3/14/07	Gainesville, Fla.	L	6-2
3/14/07	Gainesville, Fla.	W	8-4
3/12/08	Tuscaloosa, Ala.	L	1-0
3/12/08	Tuscaloosa, Ala.	W	8-4
5/10/08	Baton Rouge, La.	W	4-1
3/28/09	Gainesville, Fla.	W	9-1 (6)
3/28/09	Gainesville, Fla.	W	10-1 (5)
3/29/09	Gainesville, Fla.	L	6-4
5/9/09	Knoxville, Tenn.	W	8-5
5/31/09	Oklahoma City	W	6-5
3/27/10	Tuscaloosa, Ala.	L	10-4
3/27/10	Tuscaloosa, Ala.	W	7-5 (8)
3/28/10	Tuscaloosa, Ala.	W	11-9
4/22/11	Gainesville, Fla.	L	5-0
4/23/11	Gainesville, Fla.	W	6-5
4/24/11	Gainesville, Fla.	W	3-2 (9)
6/5/11	Oklahoma City	W	16-2
6/5/11	Oklahoma City	W	9-2
5/4/12	Tuscaloosa, Ala.	W	4-1
5/5/12	Tuscaloosa, Ala.	L	9-1
5/6/12	Tuscaloosa, Ala.	L	5-3
5/12/12	Tuscaloosa, Ala.	L	10-1
3/6/13	Tuscaloosa, Ala.	W	8-4
5/9/13	Lexington, Ky.	W	8-4
3/21/14	Gainesville, Fla.	L	4-2
3/22/14	Gainesville, Fla.	W	7-1
3/23/14	Gainesville, Fla.	L	7-0
6/2/14	Oklahoma City	W	5-0
6/3/14	Oklahoma City	W	6-3
3/21/15	Tuscaloosa, Ala.	W	1-0
3/21/15	Tuscaloosa, Ala.	W	4-1
3/23/15	Tuscaloosa, Ala.	L	5-1

ALABAMA-BIRMINGHAM 2-0			
Home: 2-0	Away: N/A	Neutral: N/A	
Date	Location	W/L	Score
5/25/13	Gainesville, Fla.	W	4-3
5/26/13	Gainesville, Fla.	W	1-0
APPALACHIAN STATE 2-0			
Home: 1-0	Away: N/A	Neutral: 1-0	
Date	Location	W/L	Score
2/6/04	Gainesville, Fla.	W	10-0
2/4/05	Clearwater, Fla.	W	11-2 (6)
ARIZONA 4-5			
Home: 0-2	Away: 0-2	Neutral: 4-1	
Date	Location	W/L	Score
3/2/97	Tuscon, Ariz.	L	10-0
2/21/98	Gainesville, Fla.	L	7-0
2/21/98	Gainesville, Fla.	L	9-0 (5)
3/20/99	Fullerton, Calif.	L	6-0
2/25/01	Tuscon, Ariz.	L	5-0
2/10/07	Tempe, Ariz.	W	3-1 (8)
5/28/09	Oklahoma City	W	3-0
2/10/13	Tempe, Ariz.	W	14-3
3/6/15	Fullerton, Calif.	W	10-0 (6)
ARIZONA STATE 3-5			
Home: 2-0	Away: N/A	Neutral: 1-5	
Date	Location	W/L	Score
5/16/98	Clearwater, Fla.	L	1-0 (8)
3/19/99	Fullerton, Calif.	L	5-0
2/19/09	Palm Springs, Calif.	W	8-2
5/29/10	Gainesville, Fla.	W	8-0 (5)
5/30/10	Gainesville, Fla.	W	5-2
6/3/11	Oklahoma City	L	6-5
6/6/11	Oklahoma City	L	14-4
6/7/11	Oklahoma City	L	7-2
ARKANSAS 41-10			
Home: 21-5	Away: 20-5	Neutral: N/A	
Date	Location	W/L	Score
3/5/97	Gainesville, Fla.	W	2-1 (9)
3/5/97	Gainesville, Fla.	W	3-1
4/22/98	Fayetteville, Ark.	W	2-1 (8)
3/22/98	Fayetteville, Ark.	L	4-3 (9)
3/26/99	Gainesville, Fla.	L	4-0
3/26/99	Gainesville, Fla.	W	2-0
3/25/00	Fayetteville, Ark.	L	2-1
3/25/00	Fayetteville, Ark.	L	8-7 (8)
3/31/01	Fayetteville, Ark.	W	2-1
3/31/01	Fayetteville, Ark.	W	1-0
4/1/01	Fayetteville, Ark.	L	1-0
3/30/02	Gainesville, Fla.	W	4-1
3/30/02	Gainesville, Fla.	W	2-1
3/31/02	Gainesville, Fla.	L	4-1
3/22/03	Fayetteville, Ark.	W	2-1 (8)
3/22/03	Fayetteville, Ark.	L	2-1
3/23/03	Fayetteville, Ark.	W	5-1
2/7/04	Gainesville, Fla.	W	4-3
3/20/04	Gainesville, Fla.	W	3-1
3/20/04	Gainesville, Fla.	W	7-2
3/21/04	Gainesville, Fla.	L	5-4 (11)
3/19/05	Fayetteville, Ark.	W	2-1 (8)
3/19/05	Fayetteville, Ark.	W	9-0
3/20/05	Fayetteville, Ark.	W	8-0 (5)
3/25/06	Gainesville, Fla.	W	9-8
3/25/06	Gainesville, Fla.	L	5-1

3/26/06	Gainesville, Fla.	W	3-2 (10)
4/6/07	Gainesville, Fla.	W	4-0
4/6/07	Gainesville, Fla.	W	5-0
4/7/07	Gainesville, Fla.	L	1-0
3/14/08	Fayetteville, Ark.	W	1-0
3/14/08	Fayetteville, Ark.	W	3-1
3/15/08	Fayetteville, Ark.	W	7-2
4/25/09	Gainesville, Fla.	W	11-0 (5)
4/25/09	Gainesville, Fla.	W	11-0 (5)
4/26/09	Gainesville, Fla.	W	6-0
4/10/10	Fayetteville, Ark.	W	9-5
4/10/10	Fayetteville, Ark.	W	12-3 (5)
4/11/10	Fayetteville, Ark.	W	6-1
4/8/11	Gainesville, Fla.	W	4-0
4/9/11	Gainesville, Fla.	W	8-1
4/10/11	Gainesville, Fla.	W	8-0
3/23/12	Fayetteville, Ark.	W	6-0
3/24/12	Fayetteville, Ark.	W	3-2
3/25/12	Fayetteville, Ark.	W	5-0
3/22/13	Gainesville, Fla.	W	8-0 (6)
3/22/13	Gainesville, Fla.	W	5-2
3/23/13	Gainesville, Fla.	W	1-0
5/2/14	Fayetteville, Ark.	W	8-3
5/3/14	Fayetteville, Ark.	W	11-0
5/4/14	Fayetteville, Ark.	W	5-1
AUBURN 33-18			
Home: 16-4	Away: 13-11	Neutral: 4-3	
Date	Location	W/L	Score
4/13/97	Auburn, Ala.	W	3-1
4/13/97	Auburn, Ala.	L	5-2
5/10/97	Columbus, Ga.	W	7-5
4/11/98	Gainesville, Fla.	W	12-7
4/11/98	Gainesville, Fla.	W	1-0
4/18/99	Auburn, Ala.	L	11-6
4/18/99	Auburn, Ala.	L	10-2 (5)
4/14/00	Gainesville, Fla.	L	2-0
4/4/01	Auburn, Ala.	L	9-1 (6)
4/4/01	Auburn, Ala.	W	9-3
4/5/01	Auburn, Ala.	L	6-5
5/11/01	Chattanooga, Tenn.	L	4-1
3/26/02	Gainesville, Fla.	L	8-3
3/26/02	Gainesville, Fla.	L	3-2
3/27/02	Gainesville, Fla.	W	8-0 (5)
5/10/02	Chattanooga, Tenn.	L	7-1
3/4/03	Auburn, Ala.	W	4-0
3/4/03	Auburn, Ala.	W	9-1 (5)
3/5/03	Auburn, Ala.	L	3-0
3/30/04	Gainesville, Fla.	W	2-1
3/30/04	Gainesville, Fla.	W	3-0
3/31/04	Gainesville, Fla.	W	11-3
4/26/05	Auburn, Ala.	L	5-3
4/26/05	Auburn, Ala.	L	6-4
4/27/05	Auburn, Ala.	L	6-5
3/28/06	Gainesville, Fla.	L	2-1
3/28/06	Gainesville, Fla.	W	5-4 (9)
3/29/06	Gainesville, Fla.	W	5-0
4/14/07	Auburn, Ala.	W	3-0
4/15/07	Auburn, Ala.	L	6-5
4/15/07	Auburn, Ala.	W	2-0
4/26/08	Gainesville, Fla.	W	3-1
4/26/08	Gainesville, Fla.	W	7-2
4/27/08	Gainesville, Fla.	W	10-1 (5)
4/1/09	Auburn, Ala.	W	3-0
4/1/09	Auburn, Ala.	W	7-1
5/7/09	Knoxville, Tenn.	W	3-0

SERIES RECORDS



3/17/10	Gainesville, Fla.	W	7-0
3/17/10	Gainesville, Fla.	W	5-4
5/13/10	Fayetteville, Ark.	W	9-1 (5)
4/16/11	Auburn, Ala.	W	14-4
4/16/11	Auburn, Ala.	W	8-2
4/17/11	Auburn, Ala.	W	13-4 (6)
5/12/11	Oxford, Miss.	L	6-2
4/13/12	Gainesville, Fla.	W	3-2
4/14/12	Gainesville, Fla.	W	3-1
4/15/12	Gainesville, Fla.	W	5-2
3/8/13	Auburn, Ala.	W	13-0 (5)
3/9/13	Auburn, Ala.	L	5-4
3/10/13	Auburn, Ala.	W	2-0
4/4/14	Gainesville, Fla.	W	4-2
4/5/14	Gainesville, Fla.	W	7-6
4/6/14	Gainesville, Fla.	W	1-0 (8)
5/31/15	Oklahoma City	W	3-2 (9)

BALL STATE 2-0

Home: N/A Away: N/A Neutral: 2-0			
Date	Location	W/L	Score
3/5/98	Columbus, Ga.	W	2-0 (8)
3/12/11	Clearwater, Fla.	W	21-0 (5)

BAYLOR 4-6

Home: 2-3 Away: 0-2 Neutral: 2-1			
Date	Location	W/L	Score
2/17/01	Gainesville, Fla.	L	2-1
2/17/01	Gainesville, Fla.	L	6-0
2/1/03	Waco, Texas	L	6-1
2/2/03	Waco, Texas	L	3-0
2/24/07	Columbus, Ga.	L	7-6
2/6/09	Gainesville, Fla.	W	3-0
2/7/09	Gainesville, Fla.	W	8-0 (6)
5/8/09	Gainesville, Fla.	L	1-0
5/29/14	Oklahoma City	W	11-0 (5)
6/1/14	Oklahoma City	W	6-3

BELMONT 2-0

Home: 2-0 Away: N/A Neutral: N/A			
Date	Location	W/L	Score
2/16/01	Gainesville, Fla.	W	10-4
2/18/01	Gainesville, Fla.	W	8-0 (6)

BETHUNE-COOKMAN 15-2

Home: 13-1 Away: 0-1 Neutral: 2-0			
Date	Location	W/L	Score
4/5/97	Gainesville, Fla.	W	6-0
4/5/97	Gainesville, Fla.	W	5-2
4/4/98	Gainesville, Fla.	W	8-0 (6)
4/4/98	Gainesville, Fla.	W	7-0
4/10/99	Gainesville, Fla.	W	4-1
4/10/99	Gainesville, Fla.	W	9-1 (5)
3/22/00	Gainesville, Fla.	W	4-0
3/22/00	Gainesville, Fla.	W	6-0
4/20/04	Gainesville, Fla.	W	6-0
2/22/05	Daytona Beach, Fla.	L	5-0
5/20/05	Gainesville, Fla.	L	3-2
4/26/06	Gainesville, Fla.	W	7-0
4/26/06	Gainesville, Fla.	W	7-2
2/8/08	Tampa, Fla.	W	10-0 (5)
5/21/10	Gainesville, Fla.	W	6-0
5/20/11	Gainesville, Fla.	W	8-0 (5)
2/9/14	Tampa, Fla.	W	8-0 (5)

BOISE STATE 1-0

Home: N/A Away: N/A Neutral: 1-0			
Date	Location	W/L	Score
2/25/12	Palm Springs, Calif.	W	3-0

BIRMINGHAM SOUTHERN 2-0

Home: 2-0 Away: N/A Neutral: N/A			
Date	Location	W/L	Score
2/14/03	Gainesville, Fla.	W	8-0 (5)
2/15/03	Gainesville, Fla.	W	11-2

BOSTON COLLEGE 1-0

Home: 1-0 Away: N/A Neutral: 1-0			
Date	Location	W/L	Score
3/4/14	Gainesville, Fla.	W	7-3

BYU 1-0

Home: N/A Away: N/A Neutral: 1-0			
Date	Location	W/L	Score
2/24/12	Palm Springs, Calif.	W	3-0

CALIFORNIA 7-3

Home: 4-0 Away: N/A Neutral: 3-3			
Date	Location	W/L	Score
2/27/98	Columbus, Ga.	W	3-2 (8)
2/25/00	Las Cruces, N.M.	L	6-1 (8)
5/18/00	Fresno, Calif.	L	2-0
5/21/00	Fresno, Calif.	L	2-1
5/23/08	Gainesville, Fla.	W	4-2
5/24/08	Gainesville, Fla.	W	4-2 (9)
5/24/09	Gainesville, Fla.	W	2-0
5/24/09	Gainesville, Fla.	W	2-1
6/4/11	Oklahoma City	W	5-2
2/9/13	Tempe, Ariz.	W	7-4

UC DAVIS 1-0

Home: N/A Away: N/A Neutral: 1-0			
Date	Location	W/L	Score
2/28/15	San Diego, Calif.	W	9-0 (5)

CAL POLY 1-0

Home: N/A Away: N/A Neutral: 1-0			
Date	Location	W/L	Score
2/27/15	San Diego, Calif.	W	6-1

CAL STATE FULLERTON 3-4

Home: 0-1 Away: 3-3 Neutral: N/A			
Date	Location	W/L	Score
3/21/97	Fullerton, Calif.	L	4-0
2/22/97	Gainesville, Fla.	L	4-3 (8)
3/6/02	Fullerton, Calif.	L	11-1 (5)
3/6/02	Fullerton, Calif.	L	3-2
3/11/04	Fullerton, Calif.	W	2-0
3/1/08	Fullerton, Calif.	W	2-0
3/6/10	Fullerton, Calif.	W	12-0 (5)

CAL STATE NORTHRIDGE 4-4

Home: N/A Away: 2-0 Neutral: 2-4			
Date	Location	W/L	Score
3/20/97	Fullerton, Calif.	L	7-1
3/1/98	Columbus, Ga.	L	2-0
3/21/98	Fullerton, Calif.	L	3-0
3/12/04	Northridge, Calif.	W	6-1
3/12/04	Northridge, Calif.	W	6-1
5/20/04	Tallahassee, Fla.	L	2-1

2/9/13	Tempe, Ariz.	W	7-0
2/15/14	Las Vegas, Nev.	W	6-0

CAMPBELL 4-0

Home: 4-0 Away: N/A Neutral: N/A			
Date	Location	W/L	Score
2/27/99	Gainesville, Fla.	W	6-2
2/27/99	Gainesville, Fla.	W	8-0 (6)
2/19/10	Gainesville, Fla.	W	7-0
3/4/12	Gainesville, Fla.	W	4-0

CANISIUS 2-0

Home: 1-0 Away: N/A Neutral: 1-0			
Date	Location	W/L	Score
3/21/98	Fullerton, Calif.	W	1-0
3/12/06	Deland, Fla.	W	2-0

CENTENARY 4-3

Home: 4-1 Away: N/A Neutral: 1-2			
Date	Location	W/L	Score
2/14/98	Gainesville, Fla.	W	5-0
2/15/98	Gainesville, Fla.	L	1-0
2/13/99	Gainesville, Fla.	W	7-0
2/14/99	Gainesville, Fla.	W	7-0
1/31/03	Waco, Texas	L	6-5
2/2/03	Waco, Texas	W	11-1 (5)
2/22/04	Houston, Texas	L	7-4

Central Connecticut State 1-0

Home: 1-0 Away: N/A Neutral: N/A			
Date	Location	W/L	Score
3/18/14	Gainesville, Fla.	W	8-2

UCF 17-4

Home: 11-2 Away: 5-2 Neutral: 1-0			
Date	Location	W/L	Score
1/25/03	Orlando, Fla.	W	6-5 (8)
1/25/03	Orlando, Fla.	W	1-0
2/11/04	Gainesville, Fla.	W	5-1
2/6/05	Clearwater, Fla.	W	6-1
5/21/05	Gainesville, Fla.	L	5-3
4/19/06	Orlando, Fla.	W	3-0
5/17/08	Gainesville, Fla.	W	3-0
5/18/08	Gainesville, Fla.	L	1-0 (8)
5/18/08	Gainesville, Fla.	W	10-0 (5)
4/15/09	Gainesville, Fla.	W	3-0
3/31/10	Orlando, Fla.	W	4-3 (9)
5/22/10	Gainesville, Fla.	W	6-0
4/20/11	Gainesville, Fla.	W	8-1
4/11/12	Orlando, Fla.	L	2-0
5/19/12	Gainesville, Fla.	W	7-1
4/11/12	Orlando, Fla.	L	2-0
5/19/12	Gainesville, Fla.	W	7-1
4/3/13	Gainesville, Fla.	W	6-1 (6)
3/26/14	Orlando, Fla.	W	10-6
5/18/14	Gainesville, Fla.	W	7-0
2/25/15	Gainesville, Fla.	W	2-1

CENTRAL MICHIGAN 3-0

Home: 2-0 Away: N/A Neutral: 1-0			
Date	Location	W/L	Score
3/8/97	Tampa, Fla.	W	5-4
3/3/06	Gainesville, Fla.	W	4-2
3/5/06	Gainesville, Fla.	W	8-0 (5)



SERIES RECORDS

CHARLESTON SOUTHERN 1-0

Home: 1-0	Away: N/A	Neutral: N/A
Date	Location	W/L Score
2/17/13	Gainesville, Fla.	W 4-3 (8)

CHATTANOOGA 7-2

Home: 6-1	Away: N/A	Neutral: 1-1
Date	Location	W/L Score
2/23/97	Gainesville, Fla.	W 6-1
2/23/97	Gainesville, Fla.	W 6-2
3/4/99	Tampa, Fla.	W 5-3
3/10/00	Tampa, Fla.	L 5-4
2/16/01	Gainesville, Fla.	L 4-2
2/15/02	Gainesville, Fla.	W 7-6
2/14/03	Gainesville, Fla.	W 4-0
2/8/04	Gainesville, Fla.	W 2-0
2/16/07	Gainesville, Fla.	W 5-1

COASTAL CAROLINA 5-0

Home: 5-0	Away: N/A	Neutral: N/A
Date	Location	W/L Score
2/11/00	Gainesville, Fla.	W 8-0 (5)
2/12/00	Gainesville, Fla.	W 8-0
2/11/05	Gainesville, Fla.	W 7-2
2/12/05	Gainesville, Fla.	W 5-2
2/13/09	Gainesville, Fla.	W 8-0 (6)

COLLEGE OF CHARLESTON 1-0

Home: 1-0	Away: N/A	Neutral: N/A
Date	Location	W/L Score
2/15/08	Gainesville, Fla.	W 10-0

CONNECTICUT 4-0

Home: 1-0	Away: N/A	Neutral: 3-0
Date	Location	W/L Score
2/24/01	Tuscon, Ariz.	W 6-3
5/18/01	Tallahassee, Fla.	W 8-0 (5)
2/28/04	Gainesville, Fla.	W 7-0
3/11/11	Clearwater, Fla.	W 9-0 (5)

CREIGHTON 1-0

Home: N/A	Away: N/A	Neutral: 1-0
Date	Location	W/L Score
2/8/13	Tempe, Ariz.	W 13-3 (5)

DEPAUL 1-3

Home: 1-1	Away: N/A	Neutral: 0-2
Date	Location	W/L Score
3/2/97	Tuscon, Ariz.	L 8-3
2/12/99	Gainesville, Fla.	W 3-2 (8)
2/18/06	Gainesville, Fla.	L 7-4
2/23/07	Columbus, Ga.	L 5-0

DRAKE 3-0

Home: 2-0	Away: N/A	Neutral: 1-0
Date	Location	W/L Score
2/23/01	Tuscon, Ariz.	W 9-1
3/1/13	Gainesville, Fla.	W 4-3
3/2/13	Gainesville, Fla.	W 4-1

EAST TENNESSEE ST. 2-0

Home: 1-0	Away: N/A	Neutral: N/A
Date	Location	W/L Score
2/15/08	Gainesville, Fla.	W 9-0 (6)
2/16/08	Gainesville, Fla.	W 10-1 (5)

EASTERN MICHIGAN 4-0

Home: 4-0	Away: N/A	Neutral: N/A
Date	Location	W/L Score
2/26/07	Gainesville, Fla.	W 4-0
2/26/07	Gainesville, Fla.	W 9-1 (6)
3/1/12	Gainesville, Fla.	W 2-1 (8)
3/2/12	Gainesville, Fla.	W 16-0 (5)

FLORIDA A&M 12-0

Home: 11-0	Away: N/A	Neutral: 1-0
Date	Location	W/L Score
2/16/97	Gainesville, Fla.	W 3-0 (8)
4/5/98	Gainesville, Fla.	W 19-1 (5)
4/5/98	Gainesville, Fla.	W 7-2
4/11/99	Gainesville, Fla.	W 10-2 (5)
4/11/99	Gainesville, Fla.	W 9-1 (5)
3/28/00	Gainesville, Fla.	W 2-0
3/28/00	Gainesville, Fla.	W 4-0
3/2/01	Statesboro, Ga.	W 6-4
5/15/09	Gainesville, Fla.	W 12-0 (5)
3/2/13	Gainesville, Fla.	W 20-2 (5)
4/11/14	Gainesville, Fla.	W 9-0
5/16/14	Gainesville, Fla.	W 8-0 (5)
5/15/15	Gainesville, Fla.	W 6-0

FLORIDA ATLANTIC 8-5

Home: 3-3	Away: 1-1	Neutral: 4-1
Date	Location	W/L Score
2/15/97	Gainesville, Fla.	W 1-0 (8)
3/9/00	Tampa, Fla.	W 5-0
5/17/01	Tallahassee, Fla.	L 3-0
3/24/01	Boca Raton, Fla.	W 1-0
3/25/01	Boca Raton, Fla.	L 3-2 (9)
5/16/03	Gainesville, Fla.	L 2-1 (9)
1/29/05	Miami, Fla.	W 4-1
2/5/05	Clearwater, Fla.	W 3-0
2/24/06	Columbus, Ga.	W 9-1 (5)
5/20/06	Gainesville, Fla.	L 2-0
5/21/06	Gainesville, Fla.	L 1-0
2/14/09	Gainesville, Fla.	W 13-0 (5)
5/17/15	Gainesville, Fla.	W 1-0 (8)

FLORIDA GULF COAST 4-1

Home: 1-1	Away: N/A	Neutral: 3-0
Date	Location	W/L Score
2/8/08	Tampa, Fla.	W 6-4
2/11/11	Clearwater, Fla.	W 6-0
2/12/12	Tampa, Fla.	W 5-0
5/18/12	Gainesville, Fla.	L 2-1
5/19/12	Gainesville, Fla.	W 6-2

FLORIDA INTERNATIONAL 11-3

Home: 9-3	Away: 1-0	Neutral: 1-0
Date	Location	W/L Score
3/23/01	Boca Raton, Fla.	W 5-2
2/8/02	Gainesville, Fla.	L 4-0
2/10/02	Gainesville, Fla.	L 5-0
1/29/05	Miami, Fla.	W 6-4
3/21/07	Gainesville, Fla.	W 5-3
3/21/07	Gainesville, Fla.	W 9-0 (6)
3/18/09	Gainesville, Fla.	W 3-2
3/18/09	Gainesville, Fla.	W 5-0
4/20/10	Gainesville, Fla.	L 8-3
5/23/10	Gainesville, Fla.	W 13-3 (5)
4/13/11	Gainesville, Fla.	W 8-0 (6)
4/20/12	Gainesville, Fla.	W 7-4

4/20/12	Gainesville, Fla.	W 9-0 (5)
4/21/12	Gainesville, Fla.	W 7-1

FLORIDA STATE 21-14

Home: 10-7	Away: 11-7	Neutral: N/A
Date	Location	W/L Score
2/19/97	Gainesville, Fla.	W 3-1
2/19/97	Gainesville, Fla.	L 8-1
4/8/98	Tallahassee, Fla.	W 8-3
4/8/98	Tallahassee, Fla.	L 7-2
4/7/99	Gainesville, Fla.	W 2-0
4/7/99	Gainesville, Fla.	L 6-4
4/5/00	Tallahassee, Fla.	L 6-3
4/5/00	Tallahassee, Fla.	W 5-3 (8)
4/18/01	Gainesville, Fla.	L 5-3
4/18/01	Gainesville, Fla.	L 3-1
5/18/01	Tallahassee, Fla.	L 6-2
4/17/02	Tallahassee, Fla.	W 7-1
4/17/02	Tallahassee, Fla.	L 6-1
4/23/03	Gainesville, Fla.	L 5-0
4/23/03	Gainesville, Fla.	L 7-3
4/7/04	Tallahassee, Fla.	L 2-0
5/3/05	Gainesville, Fla.	W 7-4
5/3/05	Gainesville, Fla.	W 2-0
4/5/06	Tallahassee, Fla.	L 4-0
4/5/06	Tallahassee, Fla.	L 6-5 (8)
4/4/07	Gainesville, Fla.	W 5-1
4/4/07	Gainesville, Fla.	W 4-3
4/16/08	Tallahassee, Fla.	W 6-1
4/16/08	Tallahassee, Fla.	W 14-4 (5)
4/8/09	Gainesville, Fla.	W 4-3 (9)
4/14/10	Tallahassee, Fla.	W 8-4
4/14/10	Tallahassee, Fla.	W 9-2
3/4/11	Gainesville, Fla.	W 1-0
4/4/12	Tallahassee, Fla.	W 9-1 (6)
3/27/13	Gainesville, Fla.	W 7-3 (8)
4/17/13	Tallahassee, Fla.	W 8-0 (5)
4/2/14	Gainesville, Fla.	L 3-2 (8)
4/9/14	Tallahassee, Fla.	W 4-2
4/8/15	Tallahassee, Fla.	W 5-1
4/22/15	Gainesville, Fla.	W 5-0

FORDHAM 2-0

Home: 1-0	Away: N/A	Neutral: 1-0
Date	Location	W/L Score
2/16/07	Gainesville, Fla.	W 5-3
3/1/14	Kissimmee, Fla.	W 9-2 (8)

FRESNO STATE 3-2

Home: N/A	Away: 1-0	Neutral: 2-2
Date	Location	W/L Score
3/21/97	Fullerton, Calif.	L 6-1
3/19/98	Fullerton, Calif.	L 1-0
5/19/00	Fresno, Calif.	W 1-0
2/19/09	Palm Springs, Calif.	W 8-0 (5)
3/7/15	Fullerton, Calif.	W 4-1

GARDNER-WEBB 5-0

Home: 5-0	Away: N/A	Neutral: N/A
Date	Location	W/L Score
2/29/04	Gainesville, Fla.	W 1-0
2/22/08	Gainesville, Fla.	W 15-1 (5)
2/23/08	Gainesville, Fla.	W 4-3
3/2/12	Gainesville, Fla.	W 9-0 (5)
3/3/12	Gainesville, Fla.	W 14-0 (5)

SERIES RECORDS



GEORGIA		35-23	
Home: 15-13	Away: 17-7	Neutral: 3-3	
Date	Location	W/L	Score
5/3/97	Athens, Ga.	W	1-0
5/3/97	Athens, Ga.	W	1-0
5/4/97	Athens, Ga.	W	4-3
5/4/97	Athens, Ga.	W	4-3
5/1/98	Gainesville, Fla.	W	1-0 (8)
5/1/98	Gainesville, Fla.	W	4-0
5/2/98	Gainesville, Fla.	W	8-0 (6)
5/2/98	Gainesville, Fla.	W	4-0
5/8/98	Columbus, Ga.	W	3-1
5/7/99	Athens, Ga.	W	4-3
5/7/99	Athens, Ga.	W	4-2
5/8/99	Athens, Ga.	L	7-6 (9)
5/8/99	Athens, Ga.	W	2-0
5/6/00	Gainesville, Fla.	L	5-0
5/6/00	Gainesville, Fla.	L	2-1
5/7/00	Gainesville, Fla.	W	2-0
5/7/00	Gainesville, Fla.	W	5-0
4/14/01	Athens, Ga.	L	7-1
4/14/01	Athens, Ga.	L	8-7 (9)
4/13/02	Gainesville, Fla.	W	3-2
4/13/02	Gainesville, Fla.	L	10-5 (9)
4/14/02	Gainesville, Fla.	L	3-0
4/5/03	Athens, Ga.	W	4-2
4/5/03	Athens, Ga.	L	10-1 (6)
4/6/03	Athens, Ga.	W	1-0
5/9/03	Plant City, Fla.	W	1-0
4/3/04	Gainesville, Fla.	W	6-4
4/3/04	Gainesville, Fla.	L	4-3
4/4/04	Gainesville, Fla.	L	8-0 (5)
5/13/04	Tuscaloosa, Ala.	L	7-1
4/2/05	Athens, Ga.	L	12-4 (6)
4/2/05	Athens, Ga.	W	3-2
4/3/05	Athens, Ga.	L	4-3
4/14/06	Gainesville, Fla.	L	8-5
4/15/06	Gainesville, Fla.	L	8-3
4/15/06	Gainesville, Fla.	L	12-6 (8)
3/24/07	Gainesville, Fla.	W	5-2
3/24/07	Gainesville, Fla.	W	14-0 (5)
3/25/07	Gainesville, Fla.	W	5-1
4/12/08	Athens, Ga.	W	5-0
4/12/08	Athens, Ga.	W	9-5
4/13/08	Athens, Ga.	W	5-2
3/11/09	Gainesville, Fla.	W	15-0 (5)
3/11/09	Gainesville, Fla.	W	4-0
6/5/10	Oklahoma City	L	3-2
3/25/11	Gainesville, Fla.	L	10-7
3/26/11	Gainesville, Fla.	L	13-5
3/27/11	Gainesville, Fla.	L	5-1
3/30/12	Athens, Ga.	L	3-2
3/31/12	Athens, Ga.	W	4-2
4/1/12	Athens, Ga.	W	6-3
4/26/13	Gainesville, Fla.	L	3-2
4/27/13	Gainesville, Fla.	W	5-2
4/28/13	Gainesville, Fla.	W	5-0
5/11/13	Lexington, Ky.	W	9-5
5/8/14	Columbia, S.C.	L	2-0
4/18/15	Athens, Ga.	W	8-4
4/18/15	Athens, Ga.	W	4-3

GEORGIA SOUTHERN		1-0	
Home: N/A	Away: 1-0	Neutral: N/A	
Date	Location	W/L	Score
3/2/01	Statesboro, Ga.	W	7-6 (11)
GEORGIA TECH		6-1	
Home: 4-0	Away: N/A	Neutral: 2-1	
Date	Location	W/L	Score
2/22/03	Gainesville, Fla.	W	9-2
2/24/07	Columbus, Ga.	W	5-1
5/19/07	Gainesville, Fla.	W	8-0 (5)
5/16/08	Gainesville, Fla.	W	7-2
2/15/09	Gainesville, Fla.	W	11-1 (6)
2/13/10	Clearwater, Fla.	L	3-0
2/23/13	Palm Springs, Calif.	W	5-3
HAMPTON		2-0	
Home: 1-0	Away: N/A	Neutral: 1-0	
Date	Location	W/L	Score
5/17/13	Gainesville, Fla.	W	7-1
2/6/15	Tampa, Fla.	W	17-0 (5)
HAWAII		1-0	
Home: N/A	Away: N/A	Neutral: 1-0	
Date	Location	W/L	Score
2/14/14	Las Vegas, Nev.	W	11-1
HOFFSTRA		9-0	
Home: 8-0	Away: N/A	Neutral: 1-0	
Date	Location	W/L	Score
2/20/01	Gainesville, Fla.	W	4-2
2/20/01	Gainesville, Fla.	W	6-2
2/15/02	Gainesville, Fla.	W	4-2
2/16/02	Gainesville, Fla.	W	3-0
2/16/04	Tampa, Fla.	W	4-0
2/22/06	Gainesville, Fla.	W	7-3
2/22/06	Gainesville, Fla.	W	6-3
2/20/08	Gainesville, Fla.	W	5-0
5/16/15	Gainesville, Fla.	W	7-0
HOUSTON		3-0	
Home: N/A	Away: 2-0	Neutral: 1-0	
Date	Location	W/L	Score
2/23/02	Lafayette, La.	W	8-2
2/21/04	Houston, Texas	W	8-2
2/11/06	Houston, Texas	W	7-2
ILLINOIS		5-1	
Home: 3-1	Away: N/A	Neutral: 2-0	
Date	Location	W/L	Score
2/21/03	Gainesville, Fla.	W	6-0
2/23/03	Gainesville, Fla.	L	2-0
2/24/06	Columbus, Ga.	W	11-10 (9)
2/9/08	Tampa, Fla.	W	3-2
2/28/09	Gainesville, Fla.	W	9-1 (6)
3/1/09	Gainesville, Fla.	W	7-2 (6)
ILLINOIS-CHICAGO		4-1	
Home: 2-0	Away: 2-1	Neutral: N/A	
Date	Location	W/L	Score
3/8/97	Tampa, Fla.	L	4-0
3/7/98	Tampa, Fla.	W	1-0
3/3/00	Columbus, Ga.	W	1-0
2/7/03	Gainesville, Fla.	W	11-1 (6)
2/8/03	Gainesville, Fla.	W	7-2

ILLINOIS STATE		4-2	
Home: 1-0	Away: N/A	Neutral: 3-2	
Date	Location	W/L	Score
3/2/07	Los Angeles, Calif.	L	1-0
3/4/07	Los Angeles, Calif.	L	1-0
2/11/12	Tampa, Fla.	W	11-0 (5)
2/7/14	Tampa, Fla.	W	3-2
2/7/15	Tampa, Fla.	W	8-0 (5)
2/21/15	Gainesville, Fla.	W	4-1
INDIANA		6-0	
Home: 2-0	Away: N/A	Neutral: 4-0	
Date	Location	W/L	Score
2/28/98	Columbus, Ga.	W	4-1
2/20/04	Houston, Texas	W	1-0
3/11/05	Long Beach, Ca.	W	1-0
2/24/11	Palm Springs, Ca.	W	7-0
2/21/14	Gainesville, Fla.	W	3-1
2/22/14	Gainesville, Fla.	W	8-0 (5)
IOWA		4-1	
Home: 3-0	Away: N/A	Neutral: 1-1	
Date	Location	W/L	Score
3/7/97	Tampa, Fla.	L	8-0
3/11/00	Tampa, Fla.	W	5-2
3/19/08	Gainesville, Fla.	W	7-2
2/14/15	Gainesville, Fla.	W	8-0 (5)
2/15/15	Gainesville, Fla.	W	8-0 (5)
IOWA STATE		4-0	
Home: N/A	Away: N/A	Neutral: 4-0	
Date	Location	W/L	Score
3/7/98	Tampa, Fla.	W	1-0 (9)
2/19/05	Las Vegas, Nev.	W	4-2
3/11/06	DeLand, Fla.	W	8-3
3/12/06	DeLand, Fla.	W	5-0
JACKSONVILLE		16-0	
Home: 7-0	Away: 7-0	Neutral: 2-0	
Date	Location	W/L	Score
2/27/04	Gainesville, Fla.	W	1-0
3/19/04	Jacksonville, Fla.	W	4-2
3/4/05	Tampa, Fla.	W	14-1 (5)
3/22/06	Gainesville, Fla.	W	5-0
4/22/08	Gainesville, Fla.	W	2-0
4/22/08	Gainesville, Fla.	W	5-0
2/11/09	Jacksonville, Fla.	W	11-0 (6)
2/17/10	Gainesville, Fla.	W	6-1
2/16/11	Jacksonville, Fla.	W	7-0
2/15/12	Gainesville, Fla.	W	10-2(6)
2/13/13	Jacksonville, Fla.	W	11-3
2/15/12	Gainesville, Fla.	W	10-2 (6)
2/13/13	Jacksonville, Fla.	W	11-3
2/19/14	Gainesville, Fla.	W	6-0
2/8/15	Tampa, Fla.	W	9-0 (5)
2/11/15	Jacksonville, Fla.	W	16-1 (5)

JACKSONVILLE STATE		1-0	
Home: N/A	Away: N/A	Neutral: 1-0	
Date	Location	W/L	Score
3/23/01	Boca Raton, Fla.	W	6-1



SERIES RECORDS

KANSAS		2-2	
Home: 1-0	Away: N/A	Neutral: 0-2	
<u>Date</u>	<u>Location</u>	<u>W/L</u>	<u>Score</u>
3/1/97	Tuscon, Ariz.	L	4-0
2/10/06	Houston, Texas	L	6-0
2/19/10	Gainesville, Fla.	W	12-4 (6)
2/21/15	Gainesville, Fla.	W	7-1

KENT STATE		1-0	
Home: N/A	Away: N/A	Neutral: 1-0	
<u>Date</u>	<u>Location</u>	<u>W/L</u>	<u>Score</u>
3/2/97	Tuscon, Ariz.	W	5-2

KENTUCKY		47-13	
Home: 25-6	Away: 21-7	Neutral: 1-0	
<u>Date</u>	<u>Location</u>	<u>W/L</u>	<u>Score</u>
4/19/97	Gainesville, Fla.	W	6-1
4/19/97	Gainesville, Fla.	W	9-0 (5)
4/20/97	Gainesville, Fla.	W	8-0 (6)
4/20/97	Gainesville, Fla.	W	2-1
4/17/98	Lexington, Ky.	W	2-0
4/17/98	Lexington, Ky.	W	5-1 (8)
4/18/98	Lexington, Ky.	W	9-1 (5)
4/18/98	Lexington, Ky.	W	10-2
4/23/99	Gainesville, Fla.	W	8-0 (5)
4/23/99	Gainesville, Fla.	W	6-0
4/24/99	Gainesville, Fla.	W	7-2
4/24/99	Gainesville, Fla.	W	3-1
4/21/00	Lexington, Ky.	L	4-0
4/21/00	Lexington, Ky.	L	9-8
4/22/00	Lexington, Ky.	L	3-0
4/22/00	Lexington, Ky.	W	7-6
5/12/00	Columbus, Ga.	W	2-0
3/17/01	Lexington, Ky.	W	18-3 (6)
3/17/01	Lexington, Ky.	W	5-4 (8)
3/18/01	Lexington, Ky.	W	5-4
3/16/02	Gainesville, Fla.	W	6-1
3/16/02	Gainesville, Fla.	L	7-6
3/17/02	Gainesville, Fla.	W	4-3
3/8/03	Lexington, Ky.	W	8-1
3/8/03	Lexington, Ky.	W	10-2 (5)
3/9/03	Lexington, Ky.	W	9-3
3/6/04	Gainesville, Fla.	W	8-1
3/6/04	Gainesville, Fla.	W	6-0
3/7/04	Gainesville, Fla.	L	4-0
5/7/05	Lexington, Ky.	W	13-1 (6)
5/7/05	Lexington, Ky.	W	11-3 (6)
5/8/05	Lexington, Ky.	W	8-0 (6)
4/22/06	Gainesville, Fla.	W	6-2
4/22/06	Gainesville, Fla.	L	3-2
4/23/06	Gainesville, Fla.	W	5-3
5/5/07	Lexington, Ky.	W	7-3
5/5/07	Lexington, Ky.	W	7-4
5/6/07	Lexington, Ky.	W	8-0 (5)
4/19/08	Gainesville, Fla.	W	8-0 (5)
4/19/08	Gainesville, Fla.	W	6-5
4/20/08	Gainesville, Fla.	W	8-0 (5)
4/11/09	Lexington, Ky.	W	1-0 (9)
4/11/09	Lexington, Ky.	W	6-0
4/17/10	Gainesville, Fla.	W	5-3
4/17/10	Gainesville, Fla.	L	5-3
4/18/10	Gainesville, Fla.	W	5-0
4/1/11	Lexington, Ky.	L	10-2 (6)
4/2/11	Lexington, Ky.	L	7-6
4/3/11	Lexington, Ky.	L	9-2
4/27/12	Gainesville, Fla.	L	2-0

4/28/12	Gainesville, Fla.	W	5-0
4/29/12	Gainesville, Fla.	L	5-1
4/12/13	Lexington, Ky.	W	7-4
4/13/13	Lexington, Ky.	L	4-2
4/14/13	Lexington, Ky.	W	6-3
4/11/15	Gainesville, Fla.	W	1-0
4/12/15	Gainesville, Fla.	W	6-3
4/13/15	Gainesville, Fla.	W	2-0
5/23/15	Gainesville, Fla.	W	7-0
5/24/15	Gainesville, Fla.	W	1-0

LEHIGH		1-0	
Home: 1-0	Away: N/A	Neutral: N/A	
<u>Date</u>	<u>Location</u>	<u>W/L</u>	<u>Score</u>
5/17/09	Gainesville, Fla.	W	9-0

LIBERTY		1-0	
Home: 1-0	Away: N/A	Neutral: N/A	
<u>Date</u>	<u>Location</u>	<u>W/L</u>	<u>Score</u>
2/20/15	Gainesville, Fla.	W	11-0 (5)

LONG BEACH STATE		3-1	
Home: N/A	Away: 2-1	Neutral: 1-0	
<u>Date</u>	<u>Location</u>	<u>W/L</u>	<u>Score</u>
3/12/05	Long Beach, Calif.	W	5-0
3/2/07	Los Angeles, Calif.	W	3-2
2/27/08	Long Beach, Calif.	L	2-1 (10)
3/4/15	Long Beach, Calif.	W	10-1

LONG ISLAND		4-0	
Home: N/A	Away: N/A	Neutral: 4-0	
<u>Date</u>	<u>Location</u>	<u>W/L</u>	<u>Score</u>
5/21/04	Tallahassee, Fla.	W	4-0
2/14/10	Clearwater, Fla.	W	7-2
2/12/11	Clearwater, Fla.	W	9-2
2/10/12	Tampa, Fla.	W	8-0 (5)

LONGWOOD		11-0	
Home: 11-0	Away: N/A	Neutral: N/A	
<u>Date</u>	<u>Location</u>	<u>W/L</u>	<u>Score</u>
2/17/06	Gainesville, Fla.	W	13-3 (5)
2/19/06	Gainesville, Fla.	W	6-0
4/21/07	Gainesville, Fla.	W	7-1
4/21/07	Gainesville, Fla.	W	8-1
4/22/07	Gainesville, Fla.	W	5-0
3/22/08	Gainesville, Fla.	W	9-1 (5)
3/22/08	Gainesville, Fla.	W	6-0
3/23/08	Gainesville, Fla.	W	11-2 (5)
5/2/09	Gainesville, Fla.	W	11-0 (5)
5/2/09	Gainesville, Fla.	W	6-0
5/3/09	Gainesville, Fla.	W	3-1
4/20/13	Gainesville, Fla.	W	5-1
4/20/13	Gainesville, Fla.	W	9-5
4/21/13	Gainesville, Fla.	W	8-0 (6)

UL-LAFAYETTE		0-4	
Home: N/A	Away: 0-2	Neutral: 0-2	
<u>Date</u>	<u>Location</u>	<u>W/L</u>	<u>Score</u>
3/5/00	Columbus, Ga.	L	3-2
2/22/02	Lafayette, La.	L	7-0
2/23/02	Lafayette, La.	L	13-6
5/29/08	Oklahoma City	L	3-2 (8)

LSU		24-32	
Home: 11-12	Away: 9-15	Neutral: 4-5	
<u>Date</u>	<u>Location</u>	<u>W/L</u>	<u>Score</u>
3/1/97	Tucson, Ariz.	W	3-1
5/10/97	Columbus, Ga.	W	4-3
4/21/98	Baton Rouge, La.	W	2-0
4/21/98	Baton Rouge, La.	L	6-2
3/28/99	Gainesville, Fla.	L	3-2
3/28/99	Gainesville, Fla.	L	4-0
3/24/00	Baton Rouge, La.	L	4-0
3/24/00	Baton Rouge, La.	L	6-3
3/10/01	Gainesville, Fla.	L	1-0
3/10/01	Gainesville, Fla.	W	4-1
3/11/01	Gainesville, Fla.	L	3-1
3/9/02	Baton Rouge, La.	L	4-0
3/9/02	Baton Rouge, La.	L	2-1
3/10/02	Baton Rouge, La.	L	4-0
5/9/02	Chattanooga, Tenn.	L	5-0
5/3/03	Gainesville, Fla.	L	2-0
5/3/03	Gainesville, Fla.	W	8-4
5/4/03	Gainesville, Fla.	W	4-0
5/10/03	Plant City, Fla.	L	1-0
5/11/03	Plant City, Fla.	L	3-1
5/1/04	Baton Rouge, La.	L	4-0
5/1/04	Baton Rouge, La.	L	4-1
5/2/04	Baton Rouge, La.	W	3-1
4/30/05	Gainesville, Fla.	L	4-3
4/30/05	Gainesville, Fla.	L	3-0
5/1/05	Gainesville, Fla.	L	10-0
5/13/05	Gainesville, Fla.	L	9-1 (6)
4/29/06	Baton Rouge, La.	L	2-0
4/29/06	Baton Rouge, La.	L	7-6
4/30/06	Baton Rouge, La.	L	5-0
3/17/07	Baton Rouge, La.	L	7-0
3/17/07	Baton Rouge, La.	L	4-1
3/18/07	Baton Rouge, La.	L	2-1
5/12/07	Auburn, Ala.	L	1-0 (9)
3/29/08	Gainesville, Fla.	W	6-1
3/29/08	Gainesville, Fla.	W	2-0
3/30/08	Gainesville, Fla.	W	7-0
4/18/09	Baton Rouge, La.	W	3-0
4/18/09	Baton Rouge, La.	W	1-0
4/19/09	Baton Rouge, La.	W	12-0 (5)
4/3/10	Gainesville, Fla.	W	4-1
4/3/10	Gainesville, Fla.	W	2-1
4/4/10	Gainesville, Fla.	W	7-1
5/14/10	Fayetteville, Ark.	L	9-1
3/9/11	Baton Rouge, La.	W	8-1
3/9/11	Baton Rouge, La.	W	5-0
4/24/12	Gainesville, Fla.	W	2-1 (8)
4/24/12	Gainesville, Fla.	L	1-0
5/10/12	Tuscaloosa, Ala.	W	1-0
3/14/14	Baton Rouge, La.	W	7-6 (8)
3/15/14	Baton Rouge, La.	L	3-2
3/16/14	Baton Rouge, La.	W	10-2 (5)
3/13/15	Gainesville, Fla.	W	4-3
3/14/15	Gainesville, Fla.	L	14-10
3/15/15	Gainesville, Fla.	L	10-3
5/29/15	Oklahoma City	W	4-0

LOUISVILLE		2-0	
Home: N/A	Away: N/A	Neutral: 2-0	
<u>Date</u>	<u>Location</u>	<u>W/L</u>	<u>Score</u>
2/4/05	Clearwater, Fla.	W	3-2
3/2/08	Fullerton, Calif.	W	4-2

SERIES RECORDS



LOYOLA-CHICAGO 3-0

Home: 2-0 Away: N/A Neutral: 1-0			
Date	Location	W/L	Score
2/15/97	Gainesville, Fla.	W	7-0
2/16/97	Gainesville, Fla.	W	6-0
3/3/07	Los Angeles, Calif.	W	2-0

LOYOLA-MARYMOUNT 3-0

Home: N/A Away: N/A Neutral: 3-0			
Date	Location	W/L	Score
3/11/05	Long Beach, Calif.	W	1-0
3/7/10	Fullerton, Calif.	W	13-1 (5)
2/21/13	Palm Springs, Calif.	W	8-2

MAINE 5-0

Home: 4-0 Away: N/A Neutral: 1-0			
Date	Location	W/L	Score
3/20/01	Gainesville, Fla.	W	4-1
3/20/01	Gainesville, Fla.	W	7-0
3/22/02	Gainesville, Fla.	W	6-0 (9)
3/23/02	Gainesville, Fla.	W	1-0 (9)
2/11/12	Tampa, Fla.	W	8-0 (5)

MANHATTAN COLLEGE 1-0

Home: N/A Away: N/A Neutral: 1-0			
Date	Location	W/L	Score
2/20/04	Houston, Texas	W	8-0 (6)

MARSHALL 4-0

Home: 3-0 Away: N/A Neutral: N/A			
Date	Location	W/L	Score
2/17/07	Gainesville, Fla.	W	9-4
2/18/07	Gainesville, Fla.	W	4-0
2/20/10	Gainesville, Fla.	W	8-0 (5)
2/11/11	Clearwater, Fla.	W	17-1 (5)

MARYLAND 1-0

Home: N/A Away: N/A Neutral: 1-0			
Date	Location	W/L	Score
3/2/14	Kissimmee, Fla.	W	16-0 (5)

MASSACHUSETTS 2-0

Home: N/A Away: N/A Neutral: 2-0			
Date	Location	W/L	Score
3/11/00	Tampa, Fla.	W	4-3
2/23/07	Columbus, Ga.	W	1-0

McNEESE STATE 3-0

Home: 2-0 Away: N/A Neutral: 1-0			
Date	Location	W/L	Score
2/19/00	Gainesville, Fla.	W	13-3 (5)
2/19/00	Gainesville, Fla.	W	8-2
2/23/01	Tuscon, Ariz.	W	4-0

MEMPHIS 1-0

Home: N/A Away: N/A Neutral: 1-0			
Date	Location	W/L	Score
2/9/08	Tampa, Fla.	W	3-2

MERCER 6-0

Home: 6-0 Away: N/A Neutral: N/A			
Date	Location	W/L	Score
2/13/08	Gainesville, Fla.	W	5-0
2/13/08	Gainesville, Fla.	W	12-1 (5)
3/12/14	Gainesville, Fla.	W	8-0 (5)

3/12/14	Gainesville, Fla.	W	1-0
2/22/15	Gainesville, Fla.	W	20-3 (5)
2/22/15	Gainesville, Fla.	W	10-3

MICHIGAN 8-9

Home: 2-3 Away: N/A Neutral: 6-6			
Date	Location	W/L	Score
3/8/97	Tampa, Fla.	L	1-0
3/6/98	Tampa, Fla.	L	2-1
2/21/99	Tampa, Fla.	L	4-2
2/28/03	Austin, Texas	L	5-1
3/1/05	Gainesville, Fla.	L	4-0
3/1/05	Gainesville, Fla.	L	4-1
3/5/05	Tampa, Fla.	L	6-2
2/18/06	Gainesville, Fla.	W	3-2
2/19/06	Gainesville, Fla.	L	4-0
2/25/09	Gainesville, Fla.	W	4-0
5/29/09	Oklahoma City	W	1-0
2/8/14	Tampa, Fla.	W	9-4 (8)
2/7/15	Tampa, Fla.	W	2-1
3/5/15	Fullerton, Calif.	W	7-4
6/1/15	Oklahoma City	W	3-2
6/2/15	Oklahoma City	L	1-0
6/3/15	Oklahoma City	W	4-1

MICHIGAN STATE 7-3

Home: 4-0 Away: N/A Neutral: 3-3			
Date	Location	W/L	Score
3/5/99	Tampa, Fla.	L	10-7
3/10/00	Tampa, Fla.	W	7-0
3/24/01	Boca Raton, Fla.	W	4-1
3/25/01	Boca Raton, Fla.	L	4-3
2/15/04	Tampa, Fla.	W	3-2 (8)
3/11/04	Gainesville, Fla.	W	9-4
2/19/05	Las Vegas, Nev.	L	9-8
2/17/12	Gainesville, Fla.	W	8-0 (5)
2/18/12	Gainesville, Fla.	W	11-1 (5)
2/19/12	Gainesville, Fla.	W	15-4 (5)

MINNESOTA 1-0

Home: N/A Away: N/A Neutral: 1-0			
Date	Location	W/L	Score
2/16/14	Las Vegas, Nev.	W	15-2 (6)

MISSISSIPPI (OLE MISS) 41-8

Home: 22-3 Away: 18-5 Neutral: 1-0			
Date	Location	W/L	Score
3/10/98	Gainesville, Fla.	W	8-0 (6)
3/10/98	Gainesville, Fla.	W	5-2
5/2/99	Oxford, Miss.	W	3-0
5/2/99	Oxford, Miss.	W	9-6
4/30/00	Gainesville, Fla.	W	3-2
4/30/00	Gainesville, Fla.	W	1-0 (10)
4/7/01	Gainesville, Fla.	L	2-0
4/7/01	Gainesville, Fla.	W	4-3
4/8/01	Gainesville, Fla.	W	4-2
4/6/02	Oxford, Miss.	L	4-3
4/6/02	Oxford, Miss.	W	2-0
4/7/02	Oxford, Miss.	L	5-0
3/29/03	Gainesville, Fla.	W	6-1
3/29/03	Gainesville, Fla.	W	2-1
3/30/03	Gainesville, Fla.	W	3-2
3/27/04	Oxford, Miss.	W	4-1
3/27/04	Oxford, Miss.	W	3-0
3/28/04	Oxford, Miss.	L	1-0 (8)

3/25/05	Gainesville, Fla.	W	5-0
3/25/05	Gainesville, Fla.	W	12-0 (5)
3/26/05	Gainesville, Fla.	W	2-1
3/18/06	Oxford, Miss.	W	9-0 (5)
3/18/06	Oxford, Miss.	W	10-2 (5)
3/19/06	Oxford, Miss.	W	8-1
3/31/07	Oxford, Miss.	L	2-1 (10)
3/31/07	Oxford, Miss.	L	4-2
4/1/07	Oxford, Miss.	W	8-4
3/8/08	Gainesville, Fla.	W	4-3
3/8/08	Gainesville, Fla.	W	4-3
3/9/08	Gainesville, Fla.	W	5-2
5/8/08	Baton Rouge, La.	W	1-0
3/14/09	Oxford, Miss.	W	2-0
3/14/09	Oxford, Miss.	W	12-0
3/15/09	Oxford, Miss.	W	4-0
3/13/10	Gainesville, Fla.	W	12-2 (5)
3/13/10	Gainesville, Fla.	L	6-4 (8)
3/14/10	Gainesville, Fla.	W	5-3
3/18/11	Oxford, Miss.	W	8-0 (6)
3/19/11	Oxford, Miss.	W	18-3 (5)
3/20/11	Oxford, Miss.	W	11-3
4/6/12	Gainesville, Fla.	W	5-0
4/7/12	Gainesville, Fla.	W	9-1 (5)
4/8/12	Gainesville, Fla.	W	14-3 (5)
3/29/13	Oxford, Miss.	W	4-1
3/31/13	Oxford, Miss.	W	8-0
3/31/13	Oxford, Miss.	W	8-7
3/7/14	Gainesville, Fla.	L	2-0
3/8/14	Gainesville, Fla.	W	10-3
3/9/14	Gainesville, Fla.	W	2-0

MISSISSIPPI STATE 30-19

Home: 16-8 Away: 14-8 Neutral: 0-3			
Date	Location	W/L	Score
4/26/97	Starkville, Miss.	W	3-1
4/26/97	Starkville, Miss.	L	6-5
3/11/98	Gainesville, Fla.	L	3-1
3/11/98	Gainesville, Fla.	W	1-0
5/9/98	Columbus, Ga.	L	1-0
5/10/98	Columbus, Ga.	L	1-0
4/30/99	Starkville, Miss.	W	7-4 (9)
4/30/99	Starkville, Miss.	L	6-2
4/28/00	Gainesville, Fla.	W	11-3 (5)
4/28/00	Gainesville, Fla.	L	3-1
3/14/01	Gainesville, Fla.	W	6-0
3/14/01	Gainesville, Fla.	W	5-4
3/15/01	Gainesville, Fla.	L	5-1
5/10/01	Chattanooga, Tenn.	L	1-0
5/4/02	Starkville, Miss.	L	4-1
5/4/02	Starkville, Miss.	L	6-2
5/5/02	Starkville, Miss.	L	8-2
4/26/03	Gainesville, Fla.	L	11-8
4/26/03	Gainesville, Fla.	L	7-3
4/27/03	Gainesville, Fla.	W	6-1
4/24/04	Starkville, Miss.	L	7-4
4/24/04	Starkville, Miss.	L	9-5
4/23/05	Gainesville, Fla.	W	4-0
4/23/05	Gainesville, Fla.	W	12-4 (5)
4/24/05	Gainesville, Fla.	L	3-0
4/1/06	Starkville, Miss.	W	7-1
4/1/06	Starkville, Miss.	W	2-0
4/2/06	Starkville, Miss.	W	2-1
4/27/07	Gainesville, Fla.	L	4-3
4/27/07	Gainesville, Fla.	W	2-1



SERIES RECORDS

4/28/07	Gainesville, Fla.	W	3-2 (9)
4/5/08	Starkville, Miss.	W	5-0
4/5/08	Starkville, Miss.	W	7-2
4/6/08	Starkville, Miss.	W	5-0
4/4/09	Gainesville, Fla.	W	11-2 (5)
4/4/09	Gainesville, Fla.	W	6-2
4/5/09	Gainesville, Fla.	W	3-0
5/1/10	Starkville, Miss.	W	8-0 (5)
5/1/10	Starkville, Miss.	W	9-1 (5)
3/16/11	Gainesville, Fla.	W	8-0 (5)
3/16/11	Gainesville, Fla.	W	18-1 (5)
3/7/12	Starkville, Miss.	W	1-0
3/7/12	Starkville, Miss.	W	8-5
4/5/13	Gainesville, Fla.	W	9-1 (6)
4/6/13	Gainesville, Fla.	W	4-2
4/7/13	Gainesville, Fla.	L	6-5
3/27/15	Starkville, Fla.	W	3-2
3/28/15	Starkville, Fla.	W	16-2 (5)
3/29/15	Starkville, Fla.	L	5-2

MISSOURI 7-4

Home: 2-2		Away: 2-1	Neutral: 3-1
<u>Date</u>	<u>Location</u>	<u>W/L</u>	<u>Score</u>
2/7/04	Gainesville, Fla.	W	3-0
6/5/10	Oklahoma City	W	5-0
6/2/11	Oklahoma City	W	6-2
2/22/13	Palm Springs, Calif.	L	4-3 (12)
5/11/13	Lexington, Ky.	W	10-4
4/25/14	Gainesville, Fla.	L	5-3
4/26/15	Gainesville, Fla.	W	9-4
4/27/14	Gainesville, Fla.	L	5-4
5/1/15	Columbia, Mo.	W	7-6
5/2/15	Columbia, Mo.	W	9-6
5/3/15	Columbia, Mo.	L	3-2 (8)

MOUNT ST. MARY'S 1-0

Home: 1-0		Away: N/A	Neutral: N/A
<u>Date</u>	<u>Location</u>	<u>W/L</u>	<u>Score</u>
3/1/13	Gainesville, Fla.	W	8-2

NEBRASKA 2-1

Home: N/A		Away: N/A	Neutral: 2-1
<u>Date</u>	<u>Location</u>	<u>W/L</u>	<u>Score</u>
2/21/04	Houston, Texas	W	3-1
3/2/11	Clearwater, Fla.	L	1-0
6/1/13	Oklahoma City	W	9-8 (15)

NEVADA 1-0

Home: N/A		Away: N/A	Neutral: 1-0
<u>Date</u>	<u>Location</u>	<u>W/L</u>	<u>Score</u>
2/19/09	Palm Springs, Calif.	W	5-0

NEW MEXICO 1-0

Home: N/A		Away: N/A	Neutral: 1-0
<u>Date</u>	<u>Location</u>	<u>W/L</u>	<u>Score</u>
2/11/07	Tempe, Ariz.	W	5-0

NEW MEXICO STATE 1-0

Home: N/A		Away: 1-0	Neutral: N/A
<u>Date</u>	<u>Location</u>	<u>W/L</u>	<u>Score</u>
2/26/00	Las Cruces, N.M.	W	12-4 (6)

NORTH CAROLINA 9-0

Home: 7-0		Away: N/A	Neutral: 2-0
<u>Date</u>	<u>Location</u>	<u>W/L</u>	<u>Score</u>
2/8/02	Gainesville, Fla.	W	10-0
2/28/03	Austin, Texas	W	2-1 (8)
3/2/03	Austin, Texas	W	7-1
5/21/06	Gainesville, Fla.	W	1-0 (8)
2/16/08	Gainesville, Fla.	W	4-0
2/17/08	Gainesville, Fla.	W	1-0 (9)
2/19/11	Gainesville, Fla.	W	3-0
2/19/11	Gainesville, Fla.	W	9-0 (5)
2/20/11	Gainesville, Fla.	W	10-0 (5)

NORTH CAROLINA ST. 5-2

Home: 4-2		Away: N/A	Neutral: 1-0
<u>Date</u>	<u>Location</u>	<u>W/L</u>	<u>Score</u>
2/17/07	Gainesville, Fla.	L	1-0 (8)
2/18/07	Gainesville, Fla.	L	4-3
2/12/11	Clearwater, Fla.	W	9-0 (5)
4/12/14	Gainesville, Fla.	W	10-0 (5)
2/13/15	Gainesville, Fla.	W	1-0
2/14/15	Gainesville, Fla.	W	5-3
2/15/15	Gainesville, Fla.	W	3-0

UNC WILMINGTON 2-0

Home: 2-0		Away: N/A	Neutral: N/A
<u>Date</u>	<u>Location</u>	<u>W/L</u>	<u>Score</u>
2/15/13	Gainesville, Fla.	W	10-0 (5)
2/17/13	Gainesville, Fla.	W	9-1 (6)

NORTH DAKOTA STATE 2-0

Home: 2-0		Away: N/A	Neutral: N/A
<u>Date</u>	<u>Location</u>	<u>W/L</u>	<u>Score</u>
3/5/11	Gainesville, Fla.	W	18-0 (5)
3/6/11	Gainesville, Fla.	W	9-0 (5)

NORTH FLORIDA 6-0

Home: 6-0		Away: N/A	Neutral: N/A
<u>Date</u>	<u>Location</u>	<u>W/L</u>	<u>Score</u>
2/21/07	Gainesville, Fla.	W	5-0
2/21/07	Gainesville, Fla.	W	1-0
2/22/08	Gainesville, Fla.	W	3-0
5/5/10	Gainesville, Fla.	W	22-0 (5)
5/5/10	Gainesville, Fla.	W	8-0 (5)
4/1/15	Gainesville, Fla.	W	2-1 (8)

NORTHWESTERN 3-2

Home: 3-2		Away: N/A	Neutral: N/A
<u>Date</u>	<u>Location</u>	<u>W/L</u>	<u>Score</u>
2/14/97	Gainesville, Fla.	W	3-0
2/14/97	Gainesville, Fla.	L	4-3 (8)
2/13/98	Gainesville, Fla.	W	3-0
2/18/00	Gainesville, Fla.	L	2-0
2/18/00	Gainesville, Fla.	W	5-4 (9)

NORTHWESTERN STATE 4-2

Home: 3-0		Away: N/A	Neutral: 1-2
<u>Date</u>	<u>Location</u>	<u>W/L</u>	<u>Score</u>
2/22/02	Lafayette, La.	L	4-0
2/24/02	Lafayette, La.	L	6-3
2/9/07	Tempe, Ariz.	W	4-0
2/27/10	Gainesville, Fla.	W	15-0 (5)
2/27/10	Gainesville, Fla.	W	5-0
2/28/10	Gainesville, Fla.	W	10-1 (5)

NOTRE DAME 4-1

Home: 3-1		Away: N/A	Neutral: 1-0
<u>Date</u>	<u>Location</u>	<u>W/L</u>	<u>Score</u>
3/1/98	Columbus, Ga.	W	9-3
2/11/05	Gainesville, Fla.	W	3-2
2/13/05	Gainesville, Fla.	L	4-2
2/23/08	Gainesville, Fla.	W	3-2
2/24/08	Gainesville, Fla.	W	5-2

OAKLAND 1-0

Home: 1-0		Away: N/A	Neutral: N/A
<u>Date</u>	<u>Location</u>	<u>W/L</u>	<u>Score</u>
2/21/03	Gainesville, Fla.	W	3-1

OHIO STATE 2-0

Home: N/A		Away: N/A	Neutral: 2-0
<u>Date</u>	<u>Location</u>	<u>W/L</u>	<u>Score</u>
2/15/14	Las Vegas, Nev.	W	19-2 (5)
3/1/14	Kissimmee, Fla.	W	9-1 (6)

OKLAHOMA 1-4

Home: 0-1		Away: N/A	Neutral: 1-3
<u>Date</u>	<u>Location</u>	<u>W/L</u>	<u>Score</u>
2/28/98	Columbus, Ga.	L	1-0
3/20/98	Fullerton, Calif.	L	8-0 (6)
3/19/99	Fullerton, Calif.	L	5-1
2/8/03	Gainesville, Fla.	L	2-0
2/5/05	Clearwater, Fla.	W	3-0

OKLAHOMA STATE 2-0

Home: 1-0		Away: N/A	Neutral: 1-0
<u>Date</u>	<u>Location</u>	<u>W/L</u>	<u>Score</u>
3/22/97	Gainesville, Fla.	W	2-1
2/21/13	Palm Springs, Calif.	W	2-0

OREGON 9-2

Home: 2-0		Away: N/A	Neutral: 7-2
<u>Date</u>	<u>Location</u>	<u>W/L</u>	<u>Score</u>
2/25/00	Las Cruces, N.M.	W	5-2
2/10/06	Houston, Texas	L	5-4
2/11/06	Houston, Texas	L	6-2
2/9/07	Tempe, Ariz.	W	2-1
5/27/11	Gainesville, Fla.	W	9-1 (5)
5/28/11	Gainesville, Fla.	W	7-0
2/8/13	Tempe, Ariz.	W	1-0
2/28/14	Kissimmee, Fla.	W	2-1 (8)
5/30/14	Oklahoma City	W	4-0
2/27/15	San Diego, Calif.	W	3-0
3/6/15	Fullerton, Calif.	W	5-1

OREGON STATE 3-0

Home: 1-0		Away: N/A	Neutral: 2-0
<u>Date</u>	<u>Location</u>	<u>W/L</u>	<u>Score</u>
3/19/98	Fullerton, Calif.	W	7-6 (8)
3/15/03	Gainesville, Fla.	W	3-2
2/29/08	Fullerton, Calif.	W	8-0 (6)

PACIFIC 4-0

Home: 2-0		Away: N/A	Neutral: 2-0
<u>Date</u>	<u>Location</u>	<u>W/L</u>	<u>Score</u>
2/29/08	Fullerton, Calif.	W	10-2
2/27/09	Gainesville, Fla.	W	10-5
3/5/10	Fullerton, Calif.	W	12-3 (5)
3/5/11	Gainesville, Fla.	W	10-2 (6)

SERIES RECORDS



PENN STATE 1-1

Home: 1-0	Away: N/A	Neutral: 0-1
Date	Location	W/L Score
2/27/00	Las Cruces, N.M.	L 6-3
2/17/06	Gainesville, Fla.	W 3-1

PITTSBURGH 1-0

Home: N/A	Away: N/A	Neutral: 1-0
Date	Location	W/L Score
3/6/05	Tampa, Fla.	W 6-2

PRESBYTERIAN 1-0

Home: 1-0	Away: N/A	Neutral: N/A
Date	Location	W/L Score
3/3/13	Gainesville, Fla.	W 11-0 (5)

PRINCETON 2-0

Home: 2-0	Away: N/A	Neutral: N/A
Date	Location	W/L Score
3/22/07	Gainesville, Fla.	W 1-0
3/22/07	Gainesville, Fla.	W 9-0 (5)

PURDUE 2-3

Home: 1-1	Away: N/A	Neutral: 1-2
Date	Location	W/L Score
2/21/97	Gainesville, Fla.	L 2-1
2/21/97	Gainesville, Fla.	W 1-0
3/6/99	Tampa, Fla.	W 3-0
3/1/02	Los Angeles, Calif.	L 2-1
3/1/02	Los Angeles, Calif.	L 13-5 (6)

RADFORD 1-0

Home: N/A	Away: N/A	Neutral: 1-0
Date	Location	W/L Score
3/2/14	Kissimmee, Fla.	W 7-0

ST. JOHNS 2-0

Home: 2-0	Away: N/A	Neutral: N/A
Date	Location	W/L Score
2/19/02	Gainesville, Fla.	W 9-3
2/19/02	Gainesville, Fla.	W 6-0

SAMEFORD 3-0

Home: 3-0	Away: N/A	Neutral: N/A
Date	Location	W/L Score
2/20/00	Gainesville, Fla.	W 4-0
2/20/00	Gainesville, Fla.	W 3-0 (8)
3/22/02	Gainesville, Fla.	W 4-0

SAN DIEGO 1-0

Home: N/A	Away: 1-0	Neutral: N/A
Date	Location	W/L Score
2/28/15	San Diego, Calif.	W 8-0 (5)

SAN DIEGO STATE 3-0

Home: N/A	Away: 1-0	Neutral: 2-0
Date	Location	W/L Score
3/9/04	San Diego, Calif.	W 3-2
3/12/05	Long Beach, Calif.	W 3-1
2/25/11	Palm Springs, Ca.	W 4-2

SAN JOSE STATE 1-0

Home: N/A	Away: N/A	Neutral: 1-0
Date	Location	W/L Score
3/5/15	Fullerton, Calif.	W 9-1 (5)

SAVANNAH STATE 2-0

Home: 2-0	Away: N/A	Neutral: N/A
Date	Location	W/L Score
2/15/13	Gainesville, Fla.	W 12-0 (5)
2/16/13	Gainesville, Fla.	W 14-0 (5)

SEATTLE 1-0

Home: N/A	Away: N/A	Neutral: 1-0
Date	Location	W/L Score
2/14/14	Las Vegas, Nev.	W 8-1

SETON HALL 2-1

Home: 1-1	Away: N/A	Neutral: 1-0
Date	Location	W/L Score
2/15/04	Tampa, Fla.	W 6-0
3/3/06	Gainesville, Fla.	L 4-3
3/4/06	Gainesville, Fla.	W

SIENA 2-0

Home: 2-0	Away: N/A	Neutral: N/A
Date	Location	W/L Score
3/7/00	Gainesville, Fla.	W 8-0 (6)
3/7/00	Gainesville, Fla.	W 16-0 (5)

SOUTH ALABAMA 1-0

Home: 1-0	Away: N/A	Neutral: N/A
Date	Location	W/L Score
2/14/09	Gainesville, Fla.	W 13-0 (5)

SOUTH CAROLINA 40-19

Home: 16-5	Away: 21-11	Neutral: 3-3
Date	Location	W/L Score
3/15/97	Gainesville, Fla.	L 5-0
3/15/97	Gainesville, Fla.	L 8-2
3/16/97	Gainesville, Fla.	L 1-0 (8)
3/16/97	Gainesville, Fla.	L 6-4
5/9/97	Columbus, Ga.	L 6-1
5/11/97	Columbus, Ga.	L 6-0
3/13/98	Columbia, S.C.	L 2-0
3/13/98	Columbia, S.C.	W 8-5
3/14/98	Columbia, S.C.	W 5-2
3/14/98	Columbia, S.C.	W 4-1
5/9/98	Columbus, Ga.	W 1-0 (9)
3/9/99	Gainesville, Fla.	W 4-3
3/9/99	Gainesville, Fla.	L 7-6
3/10/99	Gainesville, Fla.	L 5-1
3/10/99	Gainesville, Fla.	L 6-5 (9)
3/12/00	Tampa, Fla.	L 9-2
3/17/00	Columbia, S.C.	L 7-1
3/17/00	Columbia, S.C.	W 7-0
3/18/00	Columbia, S.C.	L 6-1
3/18/00	Columbia, S.C.	W 12-0 (5)
4/21/01	Columbia, S.C.	W 4-1
4/21/01	Columbia, S.C.	L 3-0
4/22/01	Columbia, S.C.	L 3-1
4/20/02	Gainesville, Fla.	W 1-0 (8)
4/20/02	Gainesville, Fla.	W 2-1
4/21/02	Gainesville, Fla.	L 1-0
4/12/03	Columbia, S.C.	L 2-1
4/12/03	Columbia, S.C.	L 3-1
4/13/03	Columbia, S.C.	L 2-1
5/8/03	Plant City, Fla.	W 6-2
4/10/04	Gainesville, Fla.	W 2-0
4/10/04	Gainesville, Fla.	W 4-3
4/11/04	Gainesville, Fla.	W 5-3
4/9/05	Columbia, S.C.	W 1-0

4/9/05	Columbia, S.C.	W	3-0
4/10/05	Columbia, S.C.	W	4-2
5/6/06	Gainesville, Fla.	W	5-2
5/6/06	Gainesville, Fla.	W	3-2
5/7/06	Gainesville, Fla.	W	6-1
4/24/07	Columbia, S.C.	W	8-0
4/24/07	Columbia, S.C.	W	10-0
3/26/08	Gainesville, Fla.	W	6-0
3/26/08	Gainesville, Fla.	W	1-0
3/7/09	Columbia, S.C.	W	4-2 (8)
3/7/09	Columbia, S.C.	W	3-1
3/8/09	Columbia, S.C.	W	6-0
5/8/10	Gainesville, Fla.	W	20-0 (5)
5/8/10	Gainesville, Fla.	W	6-1
5/9/10	Gainesville, Fla.	W	9-0 (5)
4/29/11	Columbia, S.C.	W	5-0
4/30/11	Columbia, S.C.	W	6-1
5/1/11	Columbia, S.C.	W	6-1
3/16/12	Gainesville, Fla.	W	9-1 (5)
3/17/12	Gainesville, Fla.	W	1-0
3/18/12	Gainesville, Fla.	W	7-3
5/3/13	Columbia, S.C.	W	5-0
5/4/13	Columbia, S.C.	W	3-2 (8)
5/5/13	Columbia, S.C.	L	2-1
4/3/15	Gainesville, Fla.	W	10-2 (6)
4/4/15	Gainesville, Fla.	W	19-0 (5)
4/4/15	Gainesville, Fla.	W	16-3 (5)
5/7/15	Baton Rouge, La.	W	10-1 (5)

SOUTH CAROLINA UPSTATE 1-0

Home: 1-0	Away: N/A	Neutral: N/A
Date	Location	W/L Score
3/20/13	Gainesville, Fla.	W 11-0 (5)

SOUTH FLORIDA 42-15

Home: 20-10	Away: 19-3	Neutral: 3-2
Date	Location	W/L Score
2/25/97	Tampa, Fla.	L 3-2
2/25/97	Tampa, Fla.	W 4-1
4/10/97	Gainesville, Fla.	W 1-0 (8)
4/10/97	Gainesville, Fla.	L 2-0
2/15/98	Gainesville, Fla.	W 3-0
3/7/98	Tampa, Fla.	L 5-0
4/25/98	Gainesville, Fla.	W 1-0
4/25/98	Gainesville, Fla.	L 4-1
5/15/98	Clearwater, Fla.	L 1-0
2/14/99	Gainesville, Fla.	L 5-1
4/14/99	Tampa, Fla.	W 1-0
4/14/99	Tampa, Fla.	W 4-1
2/12/00	Gainesville, Fla.	W 2-1 (8)
2/13/00	Gainesville, Fla.	W 10-0
4/19/00	Gainesville, Fla.	W 4-0
4/19/00	Gainesville, Fla.	L 4-0
2/9/01	Gainesville, Fla.	W 4-3
2/11/01	Gainesville, Fla.	W 2-1
4/25/01	Tampa, Fla.	W 7-1
4/25/01	Tampa, Fla.	W 4-0
2/9/02	Gainesville, Fla.	L 5-3
2/9/02	Gainesville, Fla.	W 4-1
4/10/02	Tampa, Fla.	W 7-4
4/10/02	Tampa, Fla.	W 8-0 (5)
2/7/03	Gainesville, Fla.	W 4-3
4/2/03	Tampa, Fla.	W 3-1
4/2/03	Tampa, Fla.	W 9-7
2/6/04	Gainesville, Fla.	L 2-1
5/21/04	Tallahassee, Fla.	L 8-1



SERIES RECORDS

2/12/05	Gainesville, Fla.	W	7-5
3/5/05	Tampa, Fla.	W	6-5
4/13/05	Tampa, Fla.	L	5-2
2/15/06	Gainesville, Fla.	W	3-2 (8)
3/1/06	Tampa, Fla.	W	2-0
2/14/07	Tampa, Fla.	W	2-1
2/14/07	Tampa, Fla.	W	4-1
2/10/08	Tampa, Fla.	W	5-1
2/27/09	Gainesville, Fla.	W	8-0 (6)
3/1/09	Gainesville, Fla.	W	9-1 (5)
2/14/10	Clearwater, Fla.	W	12-8
3/25/10	Gainesville, Fla.	W	10-0 (5)
2/13/11	Clearwater, Fla.	W	12-0 (5)
3/13/11	Clearwater, Fla.	W	10-2 (6)
2/12/12	Tampa, Fla.	W	3-2 (8)
3/28/12	Gainesville, Fla.	L	4-1
5/20/12	Gainesville, Fla.	L	1-0
2/27/13	Tampa, Fla.	W	3-1
4/10/13	Gainesville, Fla.	W	9-1 (6)
5/18/13	Gainesville, Fla.	W	11-1 (5)
5/19/13	Gainesville, Fla.	W	2-0
2/6/14	Tampa, Fla.	W	10-3
4/23/14	Gainesville, Fla.	W	17-1 (5)
2/8/15	Tampa, Fla.	W	10-5
4/15/15	Gainesville, Fla.	W	7-0

SOUTHERN ILLINOIS				1-0
Home:	N/A	Away:	N/A	Neutral: 1-0
<u>Date</u>	<u>Location</u>	<u>W/L</u>	<u>Score</u>	
2/20/05	Las Vegas, Nev.	W	3-2	

SOUTHERN MISS				3-0
Home:	3-0	Away:	N/A	Neutral: N/A
<u>Date</u>	<u>Location</u>	<u>W/L</u>	<u>Score</u>	
2/15/03	Gainesville, Fla.	W	7-0	
3/4/06	Gainesville, Fla.	W	4-1	
3/5/06	Gainesville, Fla.	W	3-1	

SOUTHERN UTAH				0-1
Home:	N/A	Away:	N/A	Neutral: 0-1
<u>Date</u>	<u>Location</u>	<u>W/L</u>	<u>Score</u>	
2/24/01	Tucson, Ariz.	L	5-3	

SOUTHEAST LOUISIANA				1-0
Home:	1-0	Away:	N/A	Neutral: N/A
<u>Date</u>	<u>Location</u>	<u>W/L</u>	<u>Score</u>	
2/9/01	Gainesville, Fla.	W	8-0	

STANFORD				1-1
Home:	N/A	Away:	N/A	Neutral: 1-1
<u>Date</u>	<u>Location</u>	<u>W/L</u>	<u>Score</u>	
3/2/08	Fullerton, Calif.	W	4-3	
3/5/10	Fullerton, Calif.	L	2-0	

STETSON				13-2
Home:	12-0	Away:	1-2	Neutral: N/A
<u>Date</u>	<u>Location</u>	<u>W/L</u>	<u>Score</u>	
2/8/97	Gainesville, Fla.	W	8-0	
2/8/97	Gainesville, Fla.	W	3-2	
2/14/98	Gainesville, Fla.	W	3-0	
2/13/99	Gainesville, Fla.	W	11-0	
2/14/99	Gainesville, Fla.	W	1-0	
4/21/99	DeLand, Fla.	W	2-1 (8)	
4/21/99	DeLand, Fla.	L	4-2	
2/11/00	Gainesville, Fla.	W	3-2 (8)	

2/13/00	Gainesville, Fla.	W	6-1
2/10/01	Gainesville, Fla.	W	4-0
2/10/01	Gainesville, Fla.	W	5-0
3/11/06	DeLand, Fla.	L	2-0
5/9/06	Gainesville, Fla.	W	1-0
3/21/08	Gainesville, Fla.	W	8-0 (5)
5/17/14	Gainesville, Fla.	W	14-0 (6)

SYRACUSE				2-0
Home:	1-0	Away:	N/A	Neutral: 1-0
<u>Date</u>	<u>Location</u>	<u>W/L</u>	<u>Score</u>	
3/4/11	Gainesville, Fla.	W	2-0	
2/22/13	Palm Springs, Calif.	W	5-1	

TEMPLE				3-0
Home:	N/A	Away:	N/A	Neutral: 3-0
<u>Date</u>	<u>Location</u>	<u>W/L</u>	<u>Score</u>	
3/5/98	Tampa, Fla.	W	3-2	
3/4/99	Tampa, Fla.	W	8-5 (9)	
3/6/05	Tampa, Fla.	W	6-0	

TENNESSEE				42-24
Home:	22-5	Away:	15-14	Neutral: 5-5
<u>Date</u>	<u>Location</u>	<u>W/L</u>	<u>Score</u>	
3/11/97	Knoxville, Tenn.	L	1-0	
3/11/97	Knoxville, Tenn.	W	3-2	
3/12/97	Knoxville, Tenn.	L	3-2	
3/12/97	Knoxville, Tenn.	W	6-5	
5/10/97	Columbus, Ga.	W	2-1 (8)	
3/27/98	Gainesville, Fla.	W	1-0 (10)	
3/27/98	Gainesville, Fla.	W	9-5	
3/28/98	Gainesville, Fla.	W	7-0	
3/28/98	Gainesville, Fla.	W	5-3	
4/2/99	Knoxville, Tenn.	L	8-0 (6)	
4/2/99	Knoxville, Tenn.	L	18-1 (5)	
4/3/99	Knoxville, Tenn.	W	8-2	
4/3/99	Knoxville, Tenn.	L	8-7	
5/13/99	Columbus, Ga.	L	11-3 (5)	
4/7/00	Gainesville, Fla.	W	2-0	
4/7/00	Gainesville, Fla.	W	11-1 (5)	
4/8/00	Gainesville, Fla.	W	9-4	
4/8/00	Gainesville, Fla.	W	3-2	
4/28/01	Gainesville, Fla.	W	3-0	
4/28/01	Gainesville, Fla.	W	7-0	
4/29/01	Gainesville, Fla.	L	6-3	
4/25/02	Knoxville, Tenn.	W	15-3	
4/25/02	Knoxville, Tenn.	W	7-6	
4/26/02	Knoxville, Tenn.	W	13-2 (5)	
4/18/03	Gainesville, Fla.	W	1-0	
4/18/03	Gainesville, Fla.	W	2-0	
4/19/03	Gainesville, Fla.	W	1-0	
4/17/04	Knoxville, Tenn.	L	4-1	
4/17/04	Knoxville, Tenn.	L	3-0	
4/18/04	Knoxville, Tenn.	L	1-0 (10)	
5/14/04	Tuscaloosa, Ala.	L	7-5	
4/16/05	Gainesville, Fla.	W	2-1	
4/16/05	Gainesville, Fla.	W	1-0	
4/17/05	Gainesville, Fla.	L	6-2	
5/12/05	Gainesville, Fla.	L	4-0	
4/8/06	Knoxville, Tenn.	W	6-4	
4/8/06	Knoxville, Tenn.	W	2-0	
4/9/06	Knoxville, Tenn.	L	8-0 (6)	
5/11/06	Athens, Ga.	L	6-0	
3/10/07	Gainesville, Fla.	L	1-0 (10)	
3/10/07	Gainesville, Fla.	W	4-0	
3/11/07	Gainesville, Fla.	L	3-1	

5/11/07	Auburn, Ala.	W	1-0
5/3/08	Knoxville, Tenn.	W	4-2
5/3/08	Knoxville, Tenn.	W	6-5 (11)
5/4/08	Knoxville, Tenn.	W	5-3
5/9/08	Baton Rouge, La.	W	6-1
3/21/09	Gainesville, Fla.	W	7-0
3/21/09	Gainesville, Fla.	W	7-0
3/22/09	Gainesville, Fla.	W	4-1
5/8/09	Knoxville, Tenn.	W	11-3 (5)
4/23/10	Knoxville, Tenn.	W	6-0
4/23/10	Knoxville, Tenn.	L	4-3
5/6/11	Gainesville, Fla.	W	4-3
5/7/11	Gainesville, Fla.	W	2-0
5/8/11	Gainesville, Fla.	W	7-2
3/9/12	Knoxville, Tenn.	L	1-0
3/10/12	Knoxville, Tenn.	W	5-2
3/11/12	Knoxville, Tenn.	W	1-0
5/11/12	Tuscaloosa, Ala.	W	2-1 (8)
3/15/13	Gainesville, Fla.	W	6-5 (8)
3/16/13	Gainesville, Fla.	L	3-1 (8)
3/17/13	Gainesville, Fla.	W	5-3 (8)
5/30/13	Oklahoma City	L	9-2
3/28/14	Knoxville, Tenn.	L	9-2
3/30/14	Knoxville, Tenn.	L	7-6
3/30/14	Knoxville, Tenn.	L	5-2
5/8/15	Baton Rouge, La.	L	2-1
5/28/15	Oklahoma City	W	7-2

TENNESSEE STATE				1-0
Home:	1-0	Away:	N/A	Neutral: N/A
<u>Date</u>	<u>Location</u>	<u>W/L</u>	<u>Score</u>	
3/3/12	Gainesville, Fla.	W	8-0 (5)	

TEXAS				5-3
Home:	N/A	Away:	0-2	Neutral: 5-1
<u>Date</u>	<u>Location</u>	<u>W/L</u>	<u>Score</u>	
3/20/97	Fullerton, Calif.	W	3-0	
3/5/99	Tampa, Fla.	W	8-5 (9)	
5/20/00	Fresno, Calif.	W	5-2	
3/1/03	Austin, Texas	L	4-3 (9)	
3/1/03	Austin, Texas	L	1-0	
2/24/11	Palm Springs, Ca.	W	6-5 (9)	
2/24/12	Palm Springs, Calif.	W	5-1	
6/2/13	Oklahoma City	L	3-0	

TEXAS A&M				10-3
Home:	4-0	Away:	4-2	Neutral: 2-1
<u>Date</u>	<u>Location</u>	<u>W/L</u>	<u>Score</u>	
5/25/07	Coll. Station, Texas	L	2-0	
5/26/07	Coll. Station, Texas	W	3-2	
5/26/07	Coll. Station, Texas	L	2-0	
6/1/08	Oklahoma City	W	6-1	
6/1/08	Oklahoma City	L	1-0 (9)	
5/16/09	Gainesville, Fla.	W	7-1	
2/23/12	Palm Springs, Calif.	W	6-4	
4/18/14	Coll. Station, Texas	W	5-1	
4/19/14	Coll. Station, Texas	W	17-4 (5)	
4/20/14	Coll. Station, Texas	W	8-0 (6)	
4/24/15	Gainesville, Fla.	W	7-3	
4/25/15	Gainesville, Fla.	W	9-5	
4/26/15	Gainesville, Fla.	W	9-1 (5)	

UT-ARLINGTON				2-1
Home:	0-1	Away:	N/A	Neutral: 2-0
<u>Date</u>	<u>Location</u>	<u>W/L</u>	<u>Score</u>	
1/31/03	Waco, Texas	W	5-4 (8)	

SERIES RECORDS



2/1/03	Waco, Texas	W	3-1
5/16/03	Gainesville, Fla.	L	2-0

TAMU-CC 2-1

Home: N/A Away: N/A Neutral: 2-1

Date	Location	W/L	Score
3/2/02	Los Angeles, Calif.	L	8-2
3/2/02	Los Angeles, Calif.	W	2-1
2/12/06	Houston, Texas	W	16-1 (5)

TEXAS TECH 4-0

Home: 4-0 Away: N/A Neutral: N/A

Date	Location	W/L	Score
2/20/98	Gainesville, Fla.	W	2-0
2/20/98	Gainesville, Fla.	W	2-0
2/13/09	Gainesville, Fla.	W	11-0 (5)
2/28/09	Gainesville, Fla.	W	7-3

TROY 2-0

Home: 2-0 Away: N/A Neutral: N/A

Date	Location	W/L	Score
2/21/14	Gainesville, Fla.	W	3-0
2/22/14	Gainesville, Fla.	W	12-2

UC DAVIS 1-0

Home: N/A Away: N/A Neutral: 1-0

Date	Location	W/L	Score
3/7/10	Fullerton, Calif.	W	14-3 (5)

UCLA 4-4

Home: 2-1 Away: 0-2 Neutral: 2-1

Date	Location	W/L	Score
3/3/02	Los Angeles, Calif.	L	11-1 (5)
3/3/07	Los Angeles, Calif.	L	10-2 (6)
5/31/08	Oklahoma City	W	2-0
6/3/10	Oklahoma City	L	16-3 (6)
2/25/11	Palm Springs, Ca.	W	4-1
5/21/11	Gainesville, Fla.	W	4-2
5/22/11	Gainesville, Fla.	L	3-2
5/23/11	Gainesville, Fla.	W	11-3

UNLV 2-0

Home: N/A Away: N/A Neutral: 1-0

Date	Location	W/L	Score
3/18/99	Fullerton, Calif.	W	5-1
5/21/09	Palm Springs, Calif.	W	5-1

UTAH 2-1

Home: N/A Away: N/A Neutral: 2-1

Date	Location	W/L	Score
3/3/00	Columbus, Ga.	L	1-0
3/5/00	Columbus, Ga.	W	4-2
2/26/11	Palm Springs, Cal.	W	7-3

VALPARAISO 1-0

Home: 1-0 Away: N/A Neutral: N/A

Date	Location	W/L	Score
3/4/11	Gainesville, Fla.	W	13-4

VIRGINIA 1-0

Home: N/A Away: N/A Neutral: 1-0

Date	Location	W/L	Score
3/7/97	Tampa, Fla.	W	1-0

VIRGINIA TECH 5-0

Home: 2-0 Away: N/A Neutral: 3-0

Date	Location	W/L	Score
2/19/99	Gainesville, Fla.	W	2-1 (8)
2/19/99	Gainesville, Fla.	W	3-0
3/9/00	Tampa, Fla.	W	3-2
3/12/00	Tampa, Fla.	W	7-0
5/31/08	Oklahoma City	W	2-0 (9)

WASHINGTON 5-9

Home: 5-4 Away: N/A Neutral: 0-5

Date	Location	W/L	Score
2/20/99	Gainesville, Fla.	L	3-0
2/20/99	Gainesville, Fla.	L	8-0 (5)
3/18/99	Fullerton, Calif.	L	7-0
3/4/00	Columbus, Ga.	L	4-3
2/14/02	Gainesville, Fla.	W	9-4
2/14/02	Gainesville, Fla.	L	8-2
2/16/02	Gainesville, Fla.	W	3-2
2/17/02	Gainesville, Fla.	W	6-5
2/20/09	Palm Springs, Calif.	L	1-0 (9)
6/1/09	Oklahoma City	L	8-0
6/2/09	Oklahoma City	L	3-2
2/23/12	Palm Springs, Calif.	L	5-2
5/24/14	Gainesville, Fla.	W	9-0 (5)
5/25/14	Gainesville, Fla.	L	4-3
5/25/14	Gainesville, Fla.	W	8-0 (5)

WESTERN CAROLINA 1-0

Home: 1-0 Away: N/A Neutral: N/A

Date	Location	W/L	Score
2/16/13	Gainesville, Fla.	W	7-0

WESTERN MICHIGAN 2-0

Home: 1-0 Away: N/A Neutral: 1-0

Date	Location	W/L	Score
3/7/97	Tampa, Fla.	W	7-0
2/28/04	Gainesville, Fla.	W	5-0

WICHITA STATE 1-0

Home: N/A Away: N/A Neutral: 1-0

Date	Location	W/L	Score
2/26/00	Las Cruces, N.M.	W	6-1

WINTHROP 1-0

Home: 1-0 Away: N/A Neutral: N/A

Date	Location	W/L	Score
2/27/04	Gainesville, Fla.	W	7-1

WISCONSIN 4-1

Home: 2-0 Away: N/A Neutral: 2-1

Date	Location	W/L	Score
3/23/02	Gainesville, Fla.	W	2-0
3/24/02	Gainesville, Fla.	W	3-1
2/10/07	Tempe, Ariz.	L	4-3 (9)
2/7/14	Tampa, Fla.	W	5-3
2/9/14	Tampa, Fla.	W	5-1



FLORIDA IN THE POLLS

NFCA/USA Today Poll

1997

Preseason - receiving votes
Feb. 25 - receiving votes
March 4 - receiving votes
March 11 - receiving votes

1998

(ranked or receiving votes in every poll)
Preseason - receiving votes
Feb. 25 - receiving votes
March 4 - receiving votes
March 11 - receiving votes
March 18 - No. 25
March 25 - receiving votes
April 1 - receiving votes
April 8 - receiving votes
April 15 - receiving votes
April 22 - receiving votes
April 29 - No. 25
May 6 - No. 23
Final - No. 25

1999

Preseason - No. 20
March 3 - No. 25
March 10 - receiving votes
March 17 - receiving votes

2000

March 1 - receiving votes
March 8 - receiving votes
March 15 - No. 25
March 22 - No. 24
April 5 - receiving votes
April 12 - receiving votes
Final - No. 25

2001

Preseason - receiving votes
March 21 - receiving votes
March 28 - receiving votes
May 2 - receiving votes
May 9 - receiving votes

2002

Feb. 20 - receiving votes

2003

Feb. 19 - receiving votes
Feb. 26 - receiving votes
March 5 - receiving votes
March 11 - receiving votes
March 18 - receiving votes
March 25 - No. 25
April 1 - No. 24
April 8 - No. 20
April 15 - No. 25
April 22 - No. 25
April 29 - receiving votes
May 6 - No. 25
Final - receiving votes

2004

(ranked or receiving votes in every poll)

Preseason - receiving votes
Feb. 18 - receiving votes
Feb. 25 - receiving votes
March 10 - No. 23
March 17 - No. 19
March 24 - No. 19
March 31 - No. 17
April 7 - No. 16
April 14 - No. 15
April 21 - No. 18
April 28 - No. 22
May 5 - No. 24
May 12 - No. 23
Final - receiving votes

2005

(ranked or receiving votes in every poll)
Preseason - receiving votes
Feb. 16 - No. 16
Feb. 23 - No. 15
March 2 - No. 16
March 9 - No. 17
March 16 - No. 16
March 23 - No. 15
March 30 - No. 14
April 6 - No. 16
April 13 - No. 17
April 20 - No. 16
April 27 - No. 16
May 3 - No. 23
May 10 - No. 23
Final - receiving votes

2006

(ranked or receiving votes in every poll)
Preseason - No. 19
Feb. 15 - receiving votes
Feb. 22 - receiving votes
March 1 - receiving votes
March 8 - receiving votes
March 15 - receiving votes
March 22 - receiving votes
March 29 - receiving votes
April 5 - No. 24
April 12 - No. 23
April 19 - No. 24
April 26 - No. 24
May 3 - receiving votes
May 10 - receiving votes
Final - receiving votes

2007

(ranked or receiving votes in every poll)
Preseason - receiving votes
Feb. 14 - No. 20
Feb. 21 - No. 19
Feb. 28 - No. 17
March 7 - No. 19
March 14 - No. 19
March 21 - No. 22
March 28 - No. 19
April 4 - No. 23
April 11 - No. 22
April 18 - No. 22
April 25 - No. 20
May 2 - No. 20

May 9 - No. 19
Final - No. 14

2008

(ranked in every poll)
Preseason - No. 13
Feb. 12 - No. 11
Feb. 19 - No. 7
Feb. 26 - No. 5
March 4 - No. 5
March 11 - No. 4
March 18 - No. 3
March 25 - No. 3
April 1 - No. 3
April 8 - No. 3
April 15 - No. 3
April 22 - No. 3
April 29 - No. 3
May 6 - No. 1
May 13 - No. 1
Final - No. 3

2009

(ranked in every poll)
Preseason - No. 1
Feb. 10 - No. 2
Feb. 17 - No. 2
Feb. 24 - No. 2
March 3 - No. 2
March 10 - No. 1
March 17 - No. 1
March 24 - No. 1
March 31 - No. 1
April 7 - No. 1
April 14 - No. 1
April 21 - No. 1
April 28 - No. 1
May 5 - No. 1
May 12 - No. 1
Final - No. 2

2010

(ranked in every poll)
Preseason - No. 3
Feb. 16 - No. 3
Feb. 23 - No. 3
March 2 - No. 3
March 9 - No. 4
March 16 - No. 6
March 23 - No. 6
March 31 - No. 6
April 6 - No. 4
April 13 - No. 3
April 20 - No. 4
April 27 - No. 6
May 4 - No. 6
May 11 - No. T5
Final - No. 6

2011

(ranked in every poll)
Preseason - No. 5
Feb. 15 - No. 5
Feb. 22 - No. 4
March 1 - No. 2
March 8 - No. 2
March 15 - No. 2
March 22 - No. 2
March 29 - No. 5

April 5 - No. 10
April 12 - No. 10
April 19 - No. 8
April 26 - No. 5
May 3 - No. 4
May 10 - No. 3
May 17 - No. 3
Final - No. 2

2012

(ranked in every poll)
Preseason - No. 2
Feb. 13 - No. 1
Feb. 20 - No. 1
Feb. 27 - No. 3
March 6 - No. 3
March 13 - No. 4
March 20 - No. 4
March 27 - No. 4
April 3 - No. 6
April 10 - No. 3
April 17 - No. 3
April 24 - No. 2
May 1 - No. 6
May 8 - No. 7
May 15 - No. 6
Final - No. 18

2013

(ranked in every poll)
Preseason - No. 14
Feb. 12 - No. 5
Feb. 19 - No. 5
Feb. 26 - No. 4
March 5 - No. 4
March 12 - No. 3
March 19 - No. 3
March 26 - No. 3
April 2 - No. 3
April 9 - No. 3
April 16 - No. 3
April 23 - No. 2
April 30 - No. 2
May 7 - No. 2
May 14 - No. 2
Final - No. 5

2014

(ranked in every poll)
Preseason - No. 4
Feb. 11 - No. 2
Feb. 18 - No. 1
Feb. 25 - No. 1
March 4 - No. 1
March 11 - No. 1
March 18 - No. 1
March 25 - No. 4
April 1 - No. 6
April 8 - No. 6
April 15 - No. 5
April 22 - No. 3
April 29 - No. 5
May 6 - No. 5
May 13 - No. 6
Final - No. 1



2015

(ranked in every poll)
Preseason - No. 1
Feb. 10 - No. 1
Feb. 17 - No. 1
Feb. 24 - No. 1
March 3 - No. 1
March 10 - No. 1
March 17 - No. 3
March 24 - No. 3
March 31 - No. 3
April 7 - No. 3
April 14 - No. 2
April 21 - No. 1
April 28 - No. 1
May 5 - No. 2
May 12 - No. 2
Final - No. 1

USA Softball/ ESPN.com Poll

(poll did not start until Feb. 25, 2003)

2003

(ranked or receiving votes in every poll)
Feb. 25 - receiving votes
March 4 - receiving votes
March 11 - receiving votes
March 18 - receiving votes
March 25 - receiving votes
April 1 - receiving votes
April 8 - No. 21
April 15 - No. 23
April 22 - No. 22
April 29 - No. 24
May 6 - No. 24
May 13 - No. 24
Final - receiving votes

2004

(ranked or receiving votes in every poll)
Preseason - receiving votes
Feb. 10 - receiving votes
Feb. 17 - receiving votes
Feb. 24 - No. 23
March 9 - No. 21
March 16 - No. 17
March 23 - No. 16
March 30 - No. 13
April 6 - No. 13
April 13 - No. 12
April 20 - No. 17
April 27 - No. 20
May 4 - No. 21
May 11 - No. 21
May 18 - No. 21
Final - No. 25

2005

Preseason - receiving votes
Feb. 8 - No. 19
Feb. 15 - No. 14
Feb. 22 - No. 15
March 1 - No. 15
March 8 - No. 16
March 15 - No. 16

March 22 - No. 14
March 29 - No. 13
April 5 - No. 15
April 12 - No. 15
April 19 - No. 16
April 26 - No. 16
May 2 - No. 23
May 9 - No. 23
May 16 - receiving votes

2006

Preseason - No. 23
Feb. 14 - receiving votes
Feb. 21 - receiving votes
Feb. 28 - receiving votes
March 7 - receiving votes
April 4 - receiving votes
April 11 - No. 24
April 18 - No. 25
April 25 - receiving votes
May 2 - receiving votes
May 9 - receiving votes
May 16 - receiving votes

2007

(ranked or receiving votes in every poll)
Preseason - receiving votes
Feb. 13 - No. 19
Feb. 20 - No. 20
Feb. 27 - No. 20
March 6 - No. 24
March 13 - No. 22
March 20 - receiving votes
March 27 - No. 22
April 3 - receiving votes
April 10 - receiving votes
April 17 - receiving votes
April 24 - receiving votes
May 1 - receiving votes
May 8 - No. 25
May 15 - No. 22
Final - No. 15

2008

(ranked in every poll)
Preseason - No. 13
Feb. 12 - No. 10
Feb. 19 - No. 9
Feb. 26 - No. 7
March 4 - No. 5
March 11 - No. 4
March 18 - No. 4
March 25 - No. 4
April 1 - No. 3
April 8 - No. 4
April 15 - No. 3
April 22 - No. 2
April 29 - No. 2
May 6 - No. 1
Final - No. 3

2009

(ranked in every poll)
Preseason - No. 1
Feb. 10 - No. 2
Feb. 17 - No. 2
Feb. 24 - No. 2

March 3 - No. 2
March 10 - No. 1
March 17 - No. 1
March 24 - No. 1
March 31 - No. 1
April 7 - No. 1
April 14 - No. 1
April 21 - No. 1
April 28 - No. 1
May 5 - No. 1
May 12 - No. 1
Final - No. 2

2010

(ranked in every poll)
Preseason - No. 5
Feb. 16 - No. T9
Feb. 23 - No. 11
March 2 - No. 10
March 9 - No. 11
March 16 - No. 13
March 23 - No. 13
March 31 - No. 9
April 6 - No. 5
April 13 - No. 4
April 20 - No. 4
April 27 - No. 5
May 4 - No. 5
May 11 - No. 5
May 17 - No. 5
Final - No. 6

2011

(ranked in every poll)
Preseason - No. 5
Feb. 15 - No. 5
Feb. 22 - No. 5
March 1 - No. 3
March 8 - No. 1
March 15 - No. 3
March 22 - No. 2
March 29 - No. 5
April 5 - No. 11
April 12 - No. 10
April 19 - No. 9
April 26 - No. 7
May 3 - No. 6
May 10 - No. 3
May 17 - No. T5
Final - No. 2

2012

(ranked in every poll)
Preseason - No. 4
Feb. 13 - No. 3
Feb. 20 - No. 3
Feb. 27 - No. 4
March 6 - No. 4
March 13 - No. 4
March 20 - No. 4
March 27 - No. 4
April 3 - No. 6
April 10 - No. 4
April 17 - No. 4
April 24 - No. 4
May 1 - No. 7
May 8 - No. 7
May 15 - No. 6

Final - No. 16

2013

(ranked in every poll)
Preseason - No. 13
Feb. 12 - No. 5
Feb. 19 - No. 5
Feb. 26 - No. 4
March 5 - No. 4
March 12 - No. 3
March 19 - No. 3
March 26 - No. 3
April 2 - No. 3
April 9 - No. 4
April 16 - No. 4
April 23 - No. 3
April 30 - No. 3
May 7 - No. 3
May 14 - No. 2
Final - No. 5

2014

(ranked in every poll)
Preseason - No. 3
Feb. 11 - No. 1
Feb. 18 - No. 1
Feb. 25 - No. 1
March 4 - No. 1
March 11 - No. 1
March 18 - No. 2
March 25 - No. 4
April 1 - No. 7
April 8 - No. 8
April 15 - No. 7
April 22 - No. 5
April 29 - No. 7
May 6 - No. 6
May 13 - No. 6
Final - No. 1

2015

(ranked in every poll)
Preseason - No. 1
Feb. 10 - No. 1
Feb. 17 - No. 1
Feb. 24 - No. 1
March 3 - No. 1
March 10 - No. 1
March 17 - No. 2
March 24 - No. 2
March 31 - No. 3
April 7 - No. 3
April 14 - No. 1
April 21 - No. 1
April 28 - No. 1
May 5 - No. 2
May 12 - No. 1
Final - No. 1



FLORIDA vs. RANKED TEAMS

NFCA/USA Today

Year	1-5	6-10	11-15	16-20	21-25	Overall
1997	0-8	0-2	3-3	1-1	1-1	5-15
1998	0-4	2-5	2-2	1-1	3-3	8-15
1999	0-6	0-5	2-3	2-0	0-1	4-15
2000	0-1	1-5	2-3	3-4	2-1	8-14
2001	0-4	1-2	0-0	1-5	0-0	2-11
2002	0-5	3-1	0-2	1-4	4-5	8-17
2003	0-2	5-3	0-7	2-3	3-0	10-15
2004	2-5	2-2	1-4	0-1	5-0	10-12
2005	1-0	3-5	1-4	0-1	4-3	9-13
2006	3-5	0-4	0-3	2-1	4-3	9-16
2007	4-4	1-5	0-1	5-1	3-0	13-11
2008	4-2	4-0	4-0	4-1	2-0	18-3
2009	5-3	8-1	3-0	5-0	1-0	22-4
2010	0-1	5-3	3-1	3-2	0-0	11-7
2011	10-7	0-0	5-1	0-1	5-4	23-13
2012	2-4	5-2	0-0	1-0	2-2	10-8
2013	2-1	4-3	1-0	3-1	6-1	16-6
2014	5-3	5-3	1-3	5-0	7-1	23-10
2015	8-4	5-1	8-1	1-0	3-0	25-6
Total	46-69	54-52	36-38	40-27	55-25	234-211

USA Softball/ESPN.com

Year	1-5	6-10	11-15	16-20	21-25	Overall
2003	0-2	3-1	2-8	2-2	2-1	9-14
2004	1-3	3-4	1-1	0-4	6-0	11-12
2005	3-1	0-3	2-5	0-0	1-3	6-12
2006	3-2	0-10	0-0	2-1	4-1	9-14
2007	4-3	1-3	1-4	3-1	1-4	10-15
2008	4-2	4-0	4-0	4-1	5-0	21-3
2009	5-3	8-1	3-0	5-0	0-0	21-4
2010	2-2	0-1	6-3	3-1	0-0	11-7
2011	10-7	0-0	3-0	2-2	8-4	23-13
2012	2-4	5-2	1-0	0-0	2-2	10-8
2013	1-1	5-3	1-0	3-1	6-1	16-6
2014	4-3	6-3	0-1	6-2	7-1	23-10
2015	8-4	4-1	10-1	0-0	3-0	25-6
Total	47-37	39-32	34-23	30-15	45-17	195-124

RECORD IN EXTRA INNING GAMES



Date	Team	W/L	Score	Innings	Site	Date	Team	W/L	Score	Innings	Site
5/31/15	Auburn	W	3-2	9	N	1/25/03	Central Florida	W	6-5	8	A
5/17/15	FAU	W	1-0	8	H	4/20/02	South Carolina	W	1-0	8	H
5/3/15	Missouri	L	3-2	8	A	4/13/02	Georgia	L	5-10	9	H
4/1/15	UNF	W	2-1	8	H	3/23/02	Maine	W	1-0	9	H
4/6/14	Auburn	W	1-0	8	H	3/2/01	Georgia South.	W	7-6	11	A
4/2/14	Florida State	L	3-2	8	H	3/17/01	Kentucky	W	5-4	8	A
3/14/14	LSU	W	7-6	8	A	3/25/01	Florida Atlantic	L	2-3	9	A
3/1/14	Fordham	W	9-2	8	N	3/27/01	Alabama	L	1-2	8	H
2/28/14	Oregon	W	2-1	8	N	4/14/01	Georgia	L	7-8	9	A
2/8/14	Michigan	W	9-4	8	N	2/11/00	Stetson	W	3-2	8	H
6/1/13	Nebraska	W	9-8	15	N	2/12/00	South Florida	W	2-1	8	H
5/4/13	South Carolina	W	3-2	8	A	2/18/00	Northwestern	W	5-4	9	H
3/27/13	Florida State	W	7-3	8	H	2/20/00	Samford	W	3-0	8	H
3/17/13	Tennessee	W	5-3	8	H	2/25/00	California	L	1-6	8	N
3/16/13	Tennessee	L	3-1	8	H	3/25/00	Arkansas	L	7-8	8	A
3/15/13	Tennessee	W	6-5	8	H	4/5/00	Florida State	W	5-3	8	A
2/22/13	Missouri	L	4-3	12	N	4/15/00	Alabama	L	2-3	9	H
2/17/13	Charleston So.	W	4-3	8	H	4/30/00	Ole Miss	W	1-0	10	H
5/11/12	Tennessee	W	2-1	8	N	2/12/99	DePaul	W	3-2	8	H
4/24/12	LSU	W	2-1	8	H	2/19/99	Virginia Tech	W	2-1	8	N
3/1/12	Eastern Michigan	W	2-1	8	H	3/4/99	Temple	W	8-5	9	N
2/12/12	USF	W	3-2	8	A	3/10/99	South Carolina	L	5-6	9	N
2/24/11	Texas	W	6-5	9	N	4/21/99	Stetson	W	2-1	8	A
4/24/11	Alabama	W	6-5	9	H	4/30/99	Miss. State	W	7-4	9	A
3/31/10	UCF	W	4-3	9	A	5/8/99	Georgia	L	6-7	9	A
3/27/10	Alabama	W	7-5	8	A	2/27/98	Cal-Berkley	W	3-2	8	N
3/13/10	Ole Miss	L	6-4	8	H	3/5/98	Ball State	W	2-0	8	N
4/11/09	Kentucky	W	1-0	9	A	3/7/98	Iowa State	W	1-0	9	N
4/8/09	Florida State	W	4-3	9	H	3/19/98	Oregon State	W	7-6	8	N
3/7/09	South Carolina	W	4-2	8	A	3/27/98	Tennessee	W	1-0	10	H
2/20/09	Washington	L	1-0	9	N	4/17/98	Kentucky	W	5-1	8	A
6/1/08	Texas A&M	L	1-0	9	N	4/22/98	Arkansas	W	2-1	8	A
5/31/08	Virginia Tech	W	2-0	9	N	4/22/98	Arkansas	L	3-4	9	A
5/29/08	La.-Lafayette	L	3-2	8	N	5/1/98	Georgia	W	1-0	8	H
5/24/08	California	W	4-2	9	H	5/16/98	Arizona State	L	0-1	8	N
5/18/08	UCF	L	3-2	8	H	2/14/97	Northwestern	L	3-4	8	H
5/3/08	Tennessee	W	6-5	11	A	2/15/97	Florida Atlantic	W	1-0	8	H
2/27/08	Long Beach St.	L	2-1	10	A	2/16/97	Florida A&M	W	3-0	8	H
2/27/08	North Carolina	W	1-0	9	H	2/21/97	Purdue	W	1-0	8	H
4/28/07	Mississippi State	W	3-2	9	H	2/23/97	Chattanooga	W	6-2	8	H
3/31/07	Ole Miss	L	2-1	10	A	3/5/97	Arkansas	W	2-1	9	H
3/10/07	Tennessee	L	1-0	10	H	3/16/97	South Carolina	L	0-1	8	H
2/17/07	North Carolina St.	L	1-0	8	H	4/10/97	South Florida	W	1-0	8	H
2/10/07	Wisconsin	L	4-3	9	N	5/10/97	Tennessee	W	2-1	8	N
2/10/07	Arizona	W	3-1	8	N						
4/15/06	Georgia	L	12-6	8	H						
4/5/06	Florida State	L	6-5	8	A						
3/28/06	Auburn	W	5-4	9	H						
3/26/06	Arkansas	W	3-2	10	H						
2/24/06	Illinois	W	11-10	9	N						
2/15/06	South Florida	W	3-2	8	N						
4/16/05	Tennessee	W	1-0	8	H						
3/29/05	Alabama	W	2-1	8	H						
3/19/05	Arkansas	W	2-1	8	A						
3/5/05	South Florida	W	6-5	9	A						
4/18/04	Tennessee	L	0-1	10	A						
3/28/04	Ole Miss	L	0-1	8	A						
3/21/04	Arkansas	L	4-5	11	H						
2/15/04	Michigan State	W	3-2	8	N						
5/16/03	Florida Atlantic	L	1-2	9	H						
3/22/03	Arkansas	W	2-1	8	A						
3/1/03	Texas	L	4-3	9	A						
2/28/03	North Carolina	W	2-1	8	N						
1/31/03	UT-Arlington	W	5-4	8	N						

Records:

Total: 74-34
Home: 34-14
Away: 19-12
Neutral: 21-8

8: 49-15

9: 19-12

10: 3-4

11: 2-1

12: 0-1

15: 1-0



BIGGEST WINS & LOSSES

WINS

<u>Date</u>	<u>Team</u>	<u>Margin</u>	<u>Score</u>
May 5, 2010	NORTH FLORIDA	+22	22-0
March 12, 2011	vs. Ball State	+21	21-0
May 8, 2010	SOUTH CAROLINA	+20	20-0
April 4, 2015	SOUTH CAROLINA	+19	19-0
April 5, 1998	FLORIDA ATLANTIC	+18	19-1
March 5, 2011	NORTH DAKOTA STATE	+18	18-0
March 2, 2013	FLORIDA A&M	+18	20-2
March 16, 2011	MISSISSIPPI STATE	+17	18-1
February 15, 2014	vs. Ohio State	+17	19-2
February 6, 2015	vs. Hampton	+17	17-0
February 22, 2015	MERCER	+17	20-3
March 7, 2000	SIENA	+16	16-0
March 4, 2012	EASTERN MICHIGAN	+16	16-0
February 11, 2011	vs. Marshall	+16	17-1
March 2, 2014	vs. Maryland	+16	16-0
April 23, 2014	USF	+16	17-1
February 12, 2006	vs. Texas A&M-Corpus Christi	+15	16-1
March 17, 2001	at Kentucky	+15	18-3
March 11, 2009	GEORGIA	+15	15-0
February 27, 2010	NORTHWESTERN ST.	+15	15-0
March 19, 2011	at Ole Miss	+15	18-3
February 11, 2015	at Jacksonville	+15	16-1
March 24, 2007	GEORGIA	+14	14-0
February 22, 2008	GARDNER-WEBB	+14	15-1
June 5, 2011	vs. Alabama	+14	16-2
March 3, 2012	GARDNER-WEBB	+14	14-0
February 16, 2013	SAVANNAH STATE	+14	14-0
May 17, 2014	STETSON	+14	14-0
March 28, 2015	at Mississippi State	+14	16-2
February 2, 2003	vs. Centenary	+13	14-1
March 4, 2005	vs. Jacksonville	+13	14-1
February 14, 2009	FLORIDA ATLANTIC	+13	13-0
February 14, 2009	SOUTH ALABAMA	+13	13-0
March 8, 2013	at Auburn	+13	13-0
February 16, 2014	vs. Minnesota	+13	15-2
April 19, 2014	at Texas A&M	+13	17-4
April 4, 2015	SOUTH CAROLINA	+13	16-3

LOSSES

<u>Date</u>	<u>Team</u>	<u>Margin</u>	<u>Score</u>
April 2, 1999	at Tennessee	-17	18-1
June 3, 2010	vs. UCLA	-13	16-3
March 3, 2002	at UCLA	-10	11-1
March 6, 2002	at Cal State Fullerton	-10	11-1
March 2, 1997	at Arizona	-10	10-0
May 1, 2005	LSU	-10	10-0
June 6, 2012	vs. Arizona State	-10	14-4
April 5, 2003	at Georgia	-9	10-1
February 21, 1998	ARIZONA	-9	9-0
March 27, 2001	ALABAMA	-9	9-0
March 31, 1998	ALABAMA	-9	11-2
May 12, 2012	at Alabama	-9	10-1
February 20, 1999	WASHINGTON	-8	8-0
April 2, 1999	at Tennessee	-8	8-0
March 20, 1998	at Oklahoma	-8	8-0
March 6, 1998	at Alabama	-8	8-0
March 7, 1997	at Iowa	-8	8-0
April 4, 2001	at Auburn	-8	9-1
April 4, 2004	Georgia	-8	8-0
April 2, 2005	at Georgia	-8	12-4
May 13, 2005	vs. LSU	-8	9-1
April 9, 2006	at Tennessee	-8	8-0
March 3, 2007	at UCLA	-8	10-2
June 1, 2009	vs. Washington	-8	8-0
March 26, 2011	GEORGIA	-8	13-5
April 1, 2011	at Kentucky	-8	10-2
May 5, 2012	at Alabama	-8	9-1

HONORS & AWARDS



USA Softball National Collegiate Player of the Year

2015 Lauren Haeger

Collegiate Women Sports Award, presented by Honda

2009 Stacey Nelson - nominee
2011 Kelsey Bruder - winner
2015 Lauren Haeger - winner

NCAA Top VIII Award Winner

2011 Kelsey Bruder

SEC Female Athlete of the Year

2014 Hannah Rogers
2015 Lauren Haeger

SEC Pitcher of the Year

2008 Stacey Nelson
2009 Stacey Nelson
2015 Lauren Haeger

SEC Player of the Year

2006 Kristen Butler
2011 Kelsey Bruder
2012 Michelle Moultrie
2015 Kelsey Stewart

WCWS All-Tournament Team

14 players, 18 honors under Tim Walton

2015 Lauren Haeger (Most Outstanding Player)
Nicole DeWitt
Aubree Munro
Kelsey Stewart
2014 Bailey Castro
Kirsti Merritt
Aubree Munro
Hannah Rogers (Most Outstanding Player)
Kelsey Stewart
2011 Kelsey Bruder
Cheyenne Coyle
Michelle Moultrie (Most Outstanding Player)
Brittany Schutte
2010 Brittany Schutte
2009 Megan Bush
Stacey Nelson
2008 Francesca Enea
Stacey Nelson

Regional All-Tournament Team

2004 Mandy Schuerman
2003 Jenny Gladding
Lindsey Cameron

NFCA/Louisville Slugger All-America & All-Region

All-America: 15 players, 30 honors under Tim Walton

All-Southeast Region: 19 players, 44 honors under Tim Walton

2015 Lauren Haeger
First Team All-America
First Team All-Southeast Region
Kelsey Stewart
First Team All-America
Second Team All-South

east Region
Aleshia Ocasio
Third Team All-America
First Team All-Southeast Region
Kirsti Merritt
First Team All-Southeast Region


2014 Kelsey Stewart
First Team All-America
Hannah Rogers
Third Team All-America
Lauren Haeger
First Team All-Southeast Region
Taylor Schwarz
Second Team All-Southeast Region
Stephanie Tofft
Second Team All-Southeast Region
Kirsti Merritt
Third Team All-Southeast Region

2013 Lauren Haeger
First Team All-America
Hannah Rogers
First Team All-America
Kelsey Horton
Second Team All-Southeast Region
Kelsey Stewart
Second Team All-Southeast Region
Stephanie Tofft
Second Team All-Southeast Region

2012 Michelle Moultrie
First Team All-America
Hannah Rogers
Second Team All-America
Lauren Haeger
First Team All-Southeast Region
Kelsey Horton
Second Team All-Southeast Region
2011 Megan Bush
First Team All-America
Kelsey Bruder
First Team All-America
Brittany Schutte
First Team All-America
Hannah Rogers
Second Team All-America

Michelle Moultrie
Third Team All-America
Aja Paculba
Third Team All-America
2010 Stephanie Brombacher
Third Team All-America
Francesca Enea
Second Team All-America
Megan Bush
First Team All-Southeast Region
Aja Paculba
Second Team All-Southeast Region

ALL-AMERICANS



Chelsey Sakizzie: 1998



Kim Waleszon: 2007, 2008



Aja Paculba: 2008, 2009, 2011




Steph Brombacher: 2009, 2010



Megan Bush: 2011



Michelle Moultrie: 2011, 2012



Lauren Haeger: 2013, 2015



Aleshia Ocasio: 2015

15 players, 30 honors in UF history

14 players, 29 honors under Tim Walton




Stacey Nelson: 2007, 2008, 2009




Francesca Enea: 2008, 2009, 2010



Ali Gardiner: 2008



Kelsey Bruder: 2009, 2011



Brittany Schutte: 2011



Hannah Rogers: 2011, 2012, 2013, 2014



Kelsey Stewart: 2014, 2015



HONORS & AWARDS

	Brittany Schutte First Team All-South-east Region
2009	Stacey Nelson First Team All-America Stephanie Brombacher Second Team All-America Kelsey Bruder Second Team All-America Francesca Enea Second Team All-America Aja Paculba Second Team All-America Megan Bush All-Southeast Region
2008	Stacey Nelson First Team All-America Ali Gardiner First Team All-America Francesca Enea Second Team All-America Aja Paculba Second Team All-America Kim Waleszonia Third Team All-America
2007	Stacey Nelson Second Team All-America Kim Waleszonia Third Team All-America
2006	Kristen Butler First Team All-South-east Region
2005	Lindsey Cameron First Team All-South-east Region Melissa Zick Second Team All-Southeast Region
2003	Jenny Gladding Second Team All-Southeast Region Mylin Prieto Second Team All-Southeast Region
2001	Ashley Boone All-South Region
1999	Ashley Boone Second Team All-South Region
1998	Chelsey Sakizzie Third Team All-America

NOTE: All-Americans automatically on NFCA All-Region Teams

ALL-SEC

19 players, 41 honors under Tim Walton

2015	Lauren Haeger - first team Kirsti Merritt - first team Kelsey Stewart - first team Hannah Rogers - second team Kelsey Stewart - first team Stephanie Tofft - second team
2014	Lauren Haeger - first team Kelsey Horton - second team Hannah Rogers - first team Kelsey Stewart - second team 2012 Kelsey Horton - second team Michelle Moultrie (Player of the Year) - first team Hannah Rogers - second team
2013	Megan Bush - first team Kelsey Bruder (Player of the Year) - first team Brittany Schutte - first team Michelle Moultrie - second team Aja Paculba - second team Hannah Rogers - second team
2010	Stephanie Brombacher - first team Megan Bush - first team Francesca Enea - first team Aja Paculba - second team Michelle Moultrie - second team
2009	Stacey Nelson (Pitcher of the Year) - first team Aja Paculba - first team Kelsey Bruder - first team Stephanie Brombacher - second team Ali Gardiner - second team Megan Bush - second team Francesca Enea - second team
2008	Stacey Nelson (Pitcher of the Year)- first team Ali Gardiner - first team Kim Waleszonia - first team Aja Paculba - second team
2007	Kim Waleszonia - first team Stacey Nelson - second team Melissa Zick - second team
2006	Kristen Butler - (Player of the Year) - first team Lindsey Cameron - second team Melissa Zick - second team Kim Waleszonia - second team
2005	Lindsey Cameron - first team Melissa Zick - second team
2004	Jenny Gladding - second team Mylin Prieto - second team Melissa Zick - second team
2003	Lindsey Cameron - first team Jenny Gladding - first team Mylin Prieto - first team
2002	Jackie Marchetta - second team Mandy Schuerman (Co-Freshman of the Year) - second team

2001	Ashley Boone - second team Emily Marino - second team Jackie Marchetta - second team
2000	Ashley Boone - first team Emily Marino - second team Lora Pinkerton - second team
1999	Ashley Boone - second team
1998	Chelsey Sakizzie (Player of the Year) - first team Kim Hagan - second team Lora Pinkerton - first team Kristin Sandler - second team
1997	Amy Criswell - second team Chelsey Sakizzie - first team Kristin Sandler - first team

SEC All-Freshman Team

27 players under Tim Walton

2015	Nicole DeWitt Aleshia Ocasio
2014	Justine McLean
2013	Kirsti Merritt Kelsey Stewart
2012	Alyssa Bache Jessica Damico Sami Fagan Lauren Haeger
2011	Cheyenne Coyle Hannah Rogers
2010	Kelsey Horton Brittany Schutte Brittany Walker
2009	Michelle Moultrie Alicia Sisco
2008	Stephanie Brombacher Megan Bush Tiffany DeFelice Aja Paculba
2007	Francesca Enea
2006	Brooke Johnson Kim Waleszonia Stacey Nelson
2004	Michelle Diaz Melissa Zick Lauren Roussell

* - The SEC began recognizing an All-Freshman team in 2004.

SEC All-Tournament Team

17 players, 20 honors under Tim Walton

2015	Kirsti Merritt
2013	Kirsti Merritt (MVP) Taylor Schwarz Kelsey Stewart Stephanie Tofft
2012	Cheyenne Coyle Sami Fagan Lauren Haeger
2010	Corrie Brooks Megan Bush
2009	Kristina Hilberth (MVP) Corrie Brooks Kelsey Bruder Aja Paculba
2008	Stacey Nelson (MVP) Ali Gardiner Mary Ratliff Francesca Enea
2007	Stacey Nelson - pitcher

	Kim Waleszonia - outfield Melissa Zick - third base
2003	Kristen Butler - catcher Jenny Gladding - pitcher
2000	J. Mossadeghi - shortstop
1998	Jennifer Lutsi - outfield Chelsey Sakizzie - pitcher
1997	Kristin Sandler - outfield

SEC All-Defensive Team

11 players, 19 honors under Tim Walton

2015	Kelsey Stewart - Second base Kathlyn Medina - Shortstop
2014	Hannah Rogers - Pitcher Taylor Schwarz - First base Kelsey Stewart - Second base Stephanie Tofft - Third base
2012	Michelle Moultrie - Center-field Hannah Rogers - Pitcher
2011	Michelle Moultrie - Center-field Hannah Rogers - Pitcher
2010	Aja Paculba - Second base
2009	Stacey Nelson - Pitcher Ali Gardiner - First base Aja Paculba - Second base Kelsey Bruder - Outfield
2008	Stacey Nelson - Pitcher Ali Gardiner - First base Aja Paculba - Second base Kim Waleszonia - Outfield

* - The SEC began recognizing the All-Defensive team in 2008

NFCA Division I National Coaching Staff of the Year

2015	Tim Walton, Jennifer Rocha, Kenny Gajewski, Stacie Pestrak
------	--

NFCA Division I National Assistant Coach of the Year

2015	Jennifer Rocha
------	----------------

NFCA Southeast Region Coaching Staff of the Year

2011	Tim Walton, Jennifer Rocha, Jenny Gladding, Coy Adkins
2009	Tim Walton, Jennifer Rocha, Jenny Gladding, Mary Ratliff
2008	Tim Walton, Jennifer Rocha, Jenny Gladding
2007	Tim Walton, Jennifer Rocha, Jenny Gladding

SEC Coach of the Year

2013	Tim Walton
2011	Tim Walton
2009	Tim Walton
2008	Tim Walton
1998	Larry Ray

Easton Team of the Year

2013	
2011	
2010	
2009	
2008	

HONORS & AWARDS



2007

Easton Cover Team of the Year

2008

SEC Brad Davis Community Service Post-Graduate Scholarship

2007 Stacey Stevens
2011 Megan Bush
2013 Kelsey Horton

NCAA Post-Graduate Scholarship

2013 Kelsey Horton

Lowe's Senior CLASS Award

2009 Stacey Nelson
2010 Francesca Enea - Top-10 finalist
2011 Steph Brombacher - Top-10 finalist
2011 Megan Bush - Top-20 finalist
2012 Michelle Moultrie - Top-10 finalist
2013 Kelsey Horton - Top-10 finalist
2014 Hannah Rogers - Top-10 finalist
2015 Katie Medina - Top-10 finalist

CoSIDA/ESPN The Magazine

Capital One Academic All-America

Academic All-America: Eight players, 13 honors under Tim Walton

Academic All-District: 11 players, 21 honors under Tim Walton

2012 Michelle Moultrie - Second Team
Kelsey Horton - Second Team
2011 Stephanie Brombacher - First Team
Kelsey Bruder - First Team
Megan Bush - Second Team
Michelle Moultrie - Third Team
Kelsey Horton - All-District 3 (1st)
2010 Stephanie Brombacher - Second Team
Kelsey Bruder - Third Team
Megan Bush - All-District 3 (2nd)
2009 Stephanie Brombacher - Third Team
Ali Gardiner - Third Team
Kristina Hilberth - First Team
Stacey Nelson - First Team *
Kelsey Bruder - All-District 3 (2nd)
Megan Bush - All District 3 (2nd)
2008 Stacey Nelson - First Team
2007 Stacey Stevens - All-District 3
2006 Kristen Butler - All-District 3
Lindsay Norfleet - All-District 3
Stacey Stevens - All-District 3
2005 Stacey Stevens - All-District 3
Shelley Stevens - All-District 3
2004 Jenilee Garner - All-District 3
Jenny Gladding - Second Team
2003 Jenilee Garner - All District 3
2002 Jennifer Brown - All-District 3
2000 Beth Dieter - Third Team
Emily Marino - All-District 3
1998 Kristin Sandler - Second Team

* - Academic All-American of the Year

NOTE: Academic All-America members automatically on All-District Teams

SEC Academic Honor Roll

48 players, 89 honors under Tim Walton

2015 Bailey Castro
Taylore Fuller
Briana Little
Kathlyn Medina
Kirsti Merritt
Aubree Munro
Taylor Schwarz
2014 Bailey Castro
Jessica Damico
Briana Little
Kathlyn Medina
Kirsti Merritt
Aubree Munro
Hannah Rogers
Taylor Schwarz
Stephanie Tofft
2013 Alyssa Bache
Ensley Gammel
Kelsey Horton
Briana Little
Hannah Rogers
2012 Cheyenne Coyle
Kasey Fagan
Ensley Gammel
Samantha Holle
Kelsey Horton
Chelsea Howell
Michelle Moultrie
Brittany Schutte
2011 Stephanie Brombacher
Kelsey Bruder
Megan Bush
Tiffany DeFelice
Lauren Heil
Samantha Holle
Kelsey Horton
Michelle Moultrie
Aja Paculba
Brittany Schutte
2010 Stephanie Brombacher
Corrie Brooks
Kelsey Bruder
Megan Bush
Tiffany DeFelice
Francesca Enea
Shaunice Harris
Lauren Heil
Michelle Moultrie
2009 Ami Austin
Stephanie Brombacher
Kelsey Bruder
Megan Bush
Tiffany DeFelice
Francesca Enea
Ali Gardiner
Shaunice Harris
Kristina Hilberth
Danyell Hines
Brooke Johnson
Stacey Nelson
Kristine Priebe
Kim Waleszonia
2008 Francesca Enea
Ali Gardiner
Brittany Handy

2007

2006

2005

2004

2003

2002

2001

2000

Kristina Hilberth
Brooke Johnson
Stacey Nelson
Mary Ratliff
Kim Waleszonia
Brittany Handy
Kristina Hilberth
Brooke Johnson
Savana Kelly
Stacey Nelson
Mary Ratliff
Stacey Stevens
Kim Waleszonia
Melissa Zick
Kristen Butler
Lisa Hasson
Lindsay Norfleet
Stacie Pestrak
Mary Ratliff
Shelley Stevens
Stacey Stevens
Laura Templeton
Mirelis Torres
Melissa Zick
Nikki Baldwin
Kristen Butler
Ashlie Goble
Amanda Knowles
Lindsay Norfleet
Mandy Schuerman
Shelley Stevens
Stacey Stevens
Laura Templeton
Mirelis Torres
Melissa Zick
2004 Nikki Baldwin
Kristen Butler
Lindsey Cameron
Jenilee Garner
Jenny Gladding
Amanda Knowles
Amanda Moore
Lindsay Norfleet
Laura Templeton
Mirelis Torres
2003 Jennifer Brown
Ashley Cutcliff
Jessica Franklin
Jenilee Garner
Ashlie Goble
Brittani Houghton
Amanda Knowles
Jackie Marchetta
Stacy Rosen
Mandy Schuerman
Prissie Walden
Andrea Zimbardi
2002 Jennifer Brown
Jackie Marchetta
Emily Marino
Prissie Walden
Andrea Zimbardi
2001 Jennifer Brown
Renise Landry
Emily Marino
Nicole Michael
Andrea Zimbardi
2000 Ashley Boone
Jennifer Cordero
Beth Dieter
Jennifer Lutsi

1999

1998

1997

SEC First-Year Academic Honor Roll

37 players under Tim Walton

2015 Becca Shipper
Janell Wheaton
Kayli Kvistad
Megan Reed
2014 Chelsea Herndon
Francesca Martinez
Justine McLean
2013 Cari Broderick
Kirsti Merritt
Aubree Munro
Taylor Schwarz
2012 Bailey Castro
Sami Fagan
2011 Cheyenne Coyle
Kasey Fagan
Chelsea Howell
2010 Samantha Holle
Kelsey Horton
2009 Lauren Heil
Michelle Moultrie
Alicia Sisco
2008 Kristen Adkins
Stephanie Brombacher
Megan Bush
Tiffany DeFelice
Shaunice Harris
Aja Paculba
Kristine Priebe
2007 Corrie Brooks
Francesca Enea
2006 Brittany Handy
Kristina Hilberth
Brooke Johnson
Lindsay Littlejohn
Stacey Nelson
Alicia Spack
Kim Waleszonia
2005 Lisa Hasson
Savana Kelly
Mary Ratliff
2004 Lacy Howard
Lauren Roussell
Shelley Stevens
Stacey Stevens
Melissa Zick
2003 Kristen Butler
Lindsay Norfleet
Laura Templeton
Mirelis Torres

* The SEC began recognizing SEC First Year Academic Honor Roll in 2003.



HONORS & AWARDS

Gators in National Pro Fastpitch

Kelsey Bruder - USSSA Pride, 2011-14
Megan Bush - Akron Racers, 2011-12
Kristen Butler - Akron Racers, 2006-09; Chicago Bandits, 2012-14
Lindsey Cameron - Philadelphia Force, 2006
Lauren Haeger - Dallas Charge, 2015
Aja Paculba - NPF Diamonds, 2011; Akron Racers, 2012-13
Stacie Pestrak - Philadelphia Force, 2006-07
Hannah Rogers - USSSA Pride, 2015
Stephanie Tofft - Akron Racers, 2014

Gators with Team USA

Kelly Barnhill - 2015*
Cheyenne Coyle - 2011*
Jessica Damico - 2011*
Nicole DeWitt - 2015*
Lauren Haeger - 2011*
Kathlyn Medina - 2014 (Mexico)
Michelle Moultrie - 2011-15
Stacey Nelson - 2009
Kelsey Stewart - 2013*, 2014-15

*Junior National Team



SEC Player of the Week

4/49/97 - Kristin Sandler
5/4/99 - Emily Marino
5/11/99 - Ashley Boone
4/9/01 - Ashley Boone
4/29/02 - Jackie Marchetta
3/10/03 - Lindsey Cameron
3/24/03 - Mylin Prieto
3/8/04 - Mylin Prieto
5/5/05 - Mandy Schuerman
2/28/06 - Melissa Zick
4/24/06 - Kristen Butler
4/30/07 - Kim Waleszonia
3/3/08 - Mary Ratliff
4/1/08 - Ali Gardiner
2/16/09 - Francesca Enea
3/2/09 - Francesca Enea
3/8/10 - Francesca Enea
3/21/11 - Kelsey Bruder
4/19/11 - Kelsey Bruder
4/25/11 - Kelsey Bruder
2/20/12 - Brittany Schutte
3/26/12 - Michelle Moultrie
2/11/13 - Kelsey Stewart
3/11/13 - Briana Little
3/18/13 - Lauren Haeger
4/15/13 - Kelsey Stewart
4/29/13 - Lauren Haeger
2/17/14 - Lauren Haeger
3/3/14 - Lauren Haeger
4/21/14 - Stephanie Tofft
4/27/15 - Kelsey Stewart

SEC Pitcher of the Week

3/17/98 - Chelsey Sakizzie
4/21/98 - Chelsey Sakizzie
5/5/98 - Chelsey Sakizzie
2/14/00 - Renise Landry
3/20/00 - Beth Dieter
5/8/00 - Beth Dieter
2/17/03 - Jenny Gladding
4/21/03 - Jenny Gladding
4/29/05 - Stacey Stevens
4/12/05 - Stacey Stevens
3/26/07 - Stacey Nelson
2/18/08 - Stacey Nelson
2/25/08 - Stacey Nelson
2/16/09 - Stephanie Brombacher
3/2/09 - Stacey Nelson
3/17/09 - Stacey Nelson
4/20/09 - Stacey Nelson
4/5/10 - Ensley Gammel
5/3/10 - Stephanie Brombacher
2/14/11 - Stephanie Brombacher
2/21/11 - Stephanie Brombacher
2/28/11 - Hannah Rogers
5/9/11 - Hannah Rogers
3/25/13 - Hannah Rogers
4/1/13 - Hannah Rogers
2/10/14 - Lauren Haeger
2/16/15 - Lauren Haeger
3/2/15 - Delanie Gourley
4/27/15 - Lauren Haeger

SEC Freshman of the Week

3/20/06 - Stacey Nelson
3/27/06 - Kim Waleszonia
4/3/06 - Kim Waleszonia
3/17/08 - Aja Paculba
4/12/10 - Brittany Schutte
5/2/11 - Cheyenne Coyle
2/13/12 - Sami Fagan
2/20/12 - Lauren Haeger
3/19/12 - Lauren Haeger
3/26/12 - Lauren Haeger
4/9/12 - Sami Fagan
2/23/15 - Kayli Kvistad
3/2/15 - Aleshia Ocasio
4/13/15 - Nicole DeWitt
4/27/15 - Nicole DeWitt

USA Softball National Player of the Week

4/21/03 - Jenny Gladding
4/1/08 - Stacey Nelson
5/12/09 - Kelsey Bruder
4/6/10 - Ensley Gammel
3/1/11 - Michelle Moultrie
4/26/11 - Kelsey Bruder
3/27/12 - Michelle Moultrie

NFCA National Player of the Week

2/22/11 - Stephanie Brombacher
5/14/13 - Kirsti Merritt
4/21/14 - Stephanie Tofft



TEAM SEASON RECORDS

HITTING

BATTING AVERAGE

1.	.331	(494-1494)	2010
2.	.324	(573-1768)	2011
3.	.323	(550-1702)	2009
4.	.313	(542-1730)	2014
5.	.306	(597-1953)	2008
6.	.303	(502-1655)	2015
7.	.292	(440-1506)	2012
8.	.278	(479-1726)	2013
9.	.272	(495-1819)	1998
10.	.270	(456-1687)	2001
	.270	(443-1640)	2005

SLUGGING PERCENTAGE

1.	.627	(1494 AB)	2010
2.	.588	(1768 AB)	2011
3.	.543	(1702 AB)	2009
4.	.528	(1730 AB)	2014
5.	.514	(1655 AB)	2015
6.	.499	(1726 AB)	2013
7.	.482	(1506 AB)	2012
8.	.468	(1953 AB)	2008
9.	.413	(1640 AB)	2005
10.	.395	(1652 AB)	2003

ON-BASE PERCENTAGE

1.	.439	(1730 AB)	2014
2.	.438	(1655 AB)	2015
3.	.432	(1768 AB)	2011
4.	.432	(1494 AB)	2010
5.	.423	(1702 AB)	2009
6.	.416	(1726 AB)	2013
7.	.397	(1506 AB)	2012
8.	.391	(1953 AB)	2008
9.	.352	(1741 AB)	2006
10.	.347	(1640 AB)	2005

STOLEN BASE PERCENTAGE

1.	.895	(94-105)	2015
2.	.892	(116-130)	2014
3.	.868	(112-129)	2013
4.	.858	(97-113)	2000
5.	.849	(129-152)	2007
6.	.837	(103-123)	2011
7.	.817	(76-93)	2012
8.	.810	(51-63)	1999
9.	.802	(93-116)	2004
10.	.800	(92-115)	1997

RUNS SCORED

1.	508	2011
2.	463	2014
3.	439	2015
4.	433	2010
	433	2013
6.	431	2009
7.	413	2008
8.	315	2012
9.	312	2000
10.	284	2007

HITS

1.	597	2008
2.	573	2011
3.	550	2009
4.	542	2014
5.	502	2015

6.	495	2000
	495	1998
8.	494	2010
9.	479	2007
	479	2013

DOUBLES

1.	102	2008
2.	95	2010
3.	93	2000
4.	89	2009
5.	87	2013
6.	86	2004
7.	81	2002
	81	2007
	81	2015
10.	78	2001
	78	2003
	78	2011
	78	2014

TRIPLES

1.	22	2013
2.	17	2003
3.	14	2009
	14	2015
5.	13	2014
	13	2008
7.	12	2012
8.	11	2006
	11	2007
10.	10	1997
	10	1998
	10	2010

HOME RUNS

1.	124	2011
2.	109	2010
3.	89	2014
4.	86	2009
5.	84	2013
6.	80	2015
7.	68	2012
8.	63	2008
9.	49	2007
10.	48	2005

RUNS BATTED IN

1.	479	2011
2.	433	2014
3.	402	2010
4.	395	2009
5.	391	2015
6.	383	2013
7.	361	2008
8.	294	2012
9.	270	2000
10.	259	2006

TOTAL BASES

1.	1039	2011
2.	936	2010
3.	925	2009
4.	914	2008
5.	913	2014
6.	862	2013
7.	851	2015
8.	729	2007
9.	726	2012
10.	709	2000

WALKS

1.	332	2013
2.	322	2011
3.	321	2014
4.	284	2015
5.	274	2009
6.	248	2008
7.	241	2010
8.	226	2012
9.	214	2000
10.	196	2006

SACRIFICE FLIES

1.	25	2011
2.	24	2008
3.	22	2010
4.	21	2015
5.	17	2003
	17	2009
7.	16	2001
8.	14	2012
9.	13	2014
	13	2000
	13	2002

SACRIFICE HITS

1.	74	2000
2.	66	1998
3.	56	2013
4.	55	1997
5.	54	2005
6.	52	2014
	52	2001
7.	51	2008
8.	50	2006
9.	49	2003

STOLEN BASES

1.	129	(129-152)	2007
2.	116	(116-130)	2014
3.	112	(112-142)	2003
	112	(112-129)	2013
5.	104	(104-135)	2005
6.	103	(103-123)	2011
7.	99	(99-129)	2008
8.	97	(97-113)	2000
9.	94	(94-105)	2015
10.	93	(93-116)	2004
	93	(93-123)	2001
	93	(93-120)	2009

PITCHING

EARNED RUN AVERAGE

1.	0.69	(444.0 IP)	2009
2.	0.92	(512.1 IP)	2008
3.	1.40	(498.2 IP)	2007
4.	1.44	(393.1 IP)	2012
5.	1.63	(437.1 IP)	2015
6.	1.67	(470.2 IP)	1998
7.	1.78	(420.0 IP)	2004
8.	1.82	(512.1 IP)	2000
	1.82	(447.0 IP)	2003
10.	1.83	(458.2 IP)	2013

OPPONENT BATTING AVERAGE

1.	.161	(444.0 IP)	2009
2.	.176	(512.1 IP)	2008
3.	.190	(437.1 IP)	2015

4.	.196	(435.0 IP)	2014
	.196	(393.1 IP)	2012
6.	.207	(512.1 IP)	2000
	.207	(498.2 IP)	2007
	.207	(458.2 IP)	2013
9.	.208	(444.0 IP)	2011
10.	.209	(420.0 IP)	2004

WALKS/7 INNING GAME

1.	1.22	(460.1 IP)	1997
2.	1.28	(444.0 IP)	2009
3.	1.59	(470.2 IP)	1998
4.	1.60	(437.1 IP)	2015
5.	1.85	(498.2 IP)	2007
6.	1.91	(417.0 IP)	1999
7.	1.99	(512.1 IP)	2008
8.	2.00	(420.0 IP)	2004
9.	2.14	(435.0 IP)	2014
10.	2.15	(460.0 IP)	2006

STRIKEOUTS/7 INNING GAME

1.	8.62	(444.0 IP)	2009
2.	7.59	(437.1 IP)	2015
3.	7.33	(420.0 IP)	2004
4.	6.80	(512.1 IP)	2008
5.	6.56	(372.2 IP)	2010
6.	6.55	(447.0 IP)	2003
7.	6.44	(393.1 IP)	2012
8.	6.36	(458.2 IP)	2013
9.	6.05	(430.1 IP)	2005
10.	5.91	(435.0 IP)	2014

WINS

1.	70*	(70-5)	2008
2.	63	(63-5)	2009
3.	60	(60-7)	2015
4.	58	(58-9)	2013
5.	56	(56-13)	2011
6.	55	(55-12)	2014
7.	50	(50-22)	2007
8.	49	(49-10)	2010
9.	48	(48-13)	2012
10.	47	(47-22)	1998

* - NCAA record

LOSSES

1.	5	(70-5)	2008
	5	(63-5)	2009
3.	7	(60-7)	2015
4.	9	(58-9)	2013
5.	10	(49-10)	2010
6.	12	(55-12)	2014
7.	13	(56-13)	2011
	13	(48-13)	2012
9.	20	(41-20)	2004
10.	22	(47-22)	1998
	22	(49-22)	2007

TEAM SEASON RECORDS



SAVES		
1.	8	2005
	8	2008
	8	2012
4.	7	2002
	7	2013
	7	2015
7.	6	2004
	6	2006
	6	2007
10.	5	2014
	5	2000
	5	2001
	5	2010
	5	2011

SHUTOUTS		
1.	39	2009
2.	30	2008
3.	26	1998
	26	2007
5.	25	2000
6.	24	2011
	24	2015
8.	23	2014
9.	21	2012
10.	20	2013

INNINGS PITCHED		
1.	512.1	2000
	512.1	2008
3.	498.2	2007
4.	470.2	1998
5.	460.1	1997
6.	460.0	2006
7.	458.2	2013
8.	447.0	2003
9.	444.1	2001
10.	444.0	2009
	444.0	2011

HITS ALLOWED		
1.	250	2009
2.	277	2012
3.	299	2015
4.	310	2014
5.	316	2010
6.	319	2008
7.	322	2004
8.	340	2011
9.	344	2013
10.	352	2003

RUNS ALLOWED		
1.	67	2009
2.	94	2008
3.	104	2012
4.	122	2015
5.	126	2007
6.	135	2014
7.	136	2004
8.	141	1998
9.	144	2013
10.	150	2010

EARNED RUNS ALLOWED		
1.	44	2009
2.	67	2008
3.	81	2012
4.	100	2007

5.	102	2015
6.	107	2004
7.	112	1998
8.	116	2003
9.	117	2010
10.	120	2013

WALKS ALLOWED		
1.	80	1997
2.	81	2009
3.	100	2015
4.	107	1998
5.	114	1999
6.	120	2004
7.	132	2007
8.	133	2014
9.	138	2011
10.	141	2012
	141	2006

STRIKEOUTS		
1.	547	2009
2.	498	2008
3.	474	2015
4.	440	2004
5.	418	2003
6.	417	2013
7.	416	2007
8.	412	2000
9.	372	2011
	372	2005

STRIKEOUTS LOOKING		
1.	156	2009
2.	144	2004
3.	142	2015
4.	129	2008
5.	124	2000
6.	117	2005
7.	113	2013
8.	107	2010
9.	105	2003
10.	98	2012

FIELDING

FIELDING PERCENTAGE			
1.	.981	(1321-410-33)	2015
2.	.979	(1376-527-40)	2013
3.	.978	(1305-472-40)	2014
4.	.977	(1332-470-43)	2009
5.	.975	(1496-654-55)	2007
6.	.974	(1332-528-50)	2011
	.974	(1180-456-44)	2012
8.	.972	(1536-633-63)	2008
9.	.970	(1118-399-47)	2010
10.	.968	(1341-589-63)	2003
	.968	(1412-429-61)	1998

STOLEN-BASE-AGAINST PERCENTAGE			
1.	.517	(31-60)	2003
2.	.520	(13-25)	2015
3.	.563	(18-32)	2014
4.	.564	(31-55)	2006
5.	.568	(21-37)	2005
6.	.581	(25-43)	1999
7.	.583	(21-36)	2004
8.	.585	(24-41)	2012
9.	.593	(16-27)	2009
10.	.622	(28-45)	2008

CHANCES		
1	2232	2008
2.	2205	2007
3.	2176	2000
4.	2091	2002
5.	2079	2001
6.	2076	2006
7.	1993	2003
8.	1943	2013
9.	1931	1997
10.	1916	2005

PUTOUTS		
1.	1537	2000
2.	1536	2008
3.	1496	2007
4.	1412	1998
5.	1380	2006
6.	1378	1997
7.	1376	2013
8.	1341	2003
9.	1333	2001
10.	1332	2009
	1332	2011

ASSISTS		
1.	671	2001
2.	670	2002
3.	654	2007
4.	633	2008
5.	624	2006
6.	589	2003
7.	566	1999
8.	551	2005
9.	547	2000
10.	528	2011

ERRORS		
1.	33	2015
2.	40	2014
	40	2013
4.	43	2009
5.	44	2012
6.	47	2010
7.	50	2011
8.	55	2007
9.	60	2004
10.	61	1998

DOUBLE PLAYS TURNED		
1.	28	2014
2.	26	2007
3.	25	2003
	25	2000
5.	24	2005
	24	2008
	24	2013
	24	2015
9.	23	2006
10.	22	2001
	22	2010

CAUGHT STEALING BY		
1.	29	2003
2.	28	2002
3.	24	2006
4.	21	1997
	21	2007
6.	18	1999

7.	17	2008
	17	2012
9.	16	2005
10.	15	2004

RUNNERS PICKED OFF		
1.	12	2002
2.	8	2003
3.	7	2005
4.	5	2006
5.	4	2014
6.	3	2004
	3	2008
	3	2010
9.	2	2009
10.	1	2001
	1	2007
	1	2011
	1	2015

STOLEN BASES AGAINST		
1.	13	2015
2.	16	2009
3.	18	2014
4.	21	2005
	21	2004
6.	24	2012
7.	25	1999
8.	28	2008
	28	2013
10.	29	2011
	29	2010



INDIVIDUAL RECORDS - BATTING

SEASON

Batting Average (minimum 100 AB)

1.	.443	Michelle Moultrie	(101-228)	2011
2.	.448	Kelsey Stewart	(102-233)	2014
3.	.435	Kelsey Stewart	(101-232)	2015
4.	.407	Ali Gardiner	(88-216)	2008
5.	.389	Michelle Moultrie	(72-185)	2010
6.	.387	Kelsey Bruder	(77-199)	2011
7.	.386	Kristina Hilberth	(66-171)	2009
8.	.386	Michelle Moultrie	(71-184)	2012
9.	.378	Kelsey Stewart	(90-238)	2013
10.	.378	Sami Fagan	(71-188)	2012

Slugging Percentage (minimum 100 AB)

1.	.780	Brittany Schutte	(159 AB)	2010
2.	.764	Kelsey Bruder	(199 AB)	2011
3.	.744	Francesca Enea	(156 AB)	2010
4.	.736	Megan Bush	(163 AB)	2010
5.	.728	Kelsey Bruder	(180 AB)	2010
6.	.726	Brittany Schutte	(190 AB)	2011
7.	.713	Kelsey Bruder	(195 AB)	2009
8.	.713	Francesca Enea	(174 AB)	2009
9.	.712	Megan Bush	(153 AB)	2009
10.	.707	Bailey Castro	(133 AB)	2015

On-Base Percentage (minimum 100 AB)

1.	.536	Bailey Castro	(133 AB)	2015
2.	.519	Michelle Moultrie	(228 AB)	2011
3.	.514	Bailey Castro	(122 AB)	2014
4.	.510	Kelsey Bruder	(199 AB)	2011
5.	.508	Ali Gardiner	(216 AB)	2008
6.	.498	Kirsti Merritt	(169 AB)	2015
7.	.494	Kelsey Stewart	(233 AB)	2014
8.	.494	Francesca Enea	(174 AB)	2009
9.	.492	Aja Paculba	(204 AB)	2009
10.	.492	Lauren Haeger	(187 AB)	2015

At Bats

1.	249	Kim Waleszonia	2008
2.	243	Lora Pinkerton	2000
3.	241	Kim Waleszonia	2007
4.	238	Kelsey Stewart	2013
5.	233	Kelsey Stewart	2014
6.	232	Kelsey Stewart	2015
7.	228	Michelle Moultrie	2011
8.	225	Aja Paculba	2011
9.	223	Aja Paculba	2008
10.	223	Francesca Enea	2008

Runs Scored

1.	79	Kelsey Bruder	2011
2.	75	Michelle Moultrie	2011
3.	71	Kelsey Stewart	2015
4.	69	Aja Paculba	2009
5.	68	Kelsey Stewart	2014
6.	66	Brittany Schutte	2011
7.	65	Aja Paculba	2011
8.	62	Kelsey Stewart	2013
9.	62	Kim Waleszonia	2008
10.	61	Aja Paculba	2008

Hits

1.	102	Kelsey Stewart	2014
2.	101	Michelle Moultrie	2011
3.	101	Kelsey Stewart	2015
4.	90	Kelsey Stewart	2013
5.	88	Kim Waleszonia	2007
6.	88	Ali Gardiner	2008
7.	87	Kim Waleszonia	2008
8.	77	Kelsey Bruder	2011
9.	76	Aja Paculba	2011
10.	76	Lora Pinkerton	2000

Doubles

1.	20	Ashley Boone	2001
2.	19	Kelsey Stewart	2015
3.	18	Ali Gardiner	2008
4.	18	Stephanie Tofft	2013
5.	17	Michelle Moultrie	2011
6.	17	Emily Marino	2000
7.	17	Kelsey Bruder	2009
8.	17	Kelsey Bruder	2010
9.	16	Melissa Zick	2005
10.	15	Jennifer Mossadeghi	2000
11.	15	Jennifer Lutsi	2000
12.	15	Ashley Boone	1999
13.	15	Kim Waleszonia	2007
14.	15	Mary Ratliff	2008

Triples

1.	11	Kelsey Stewart	2015
2.	10	Kelsey Stewart	2013
3.	6	Kelsey Stewart	2014
4.	5	Michelle Moultrie	2011
5.	5	Sami Fagan	2012
6.	5	Kristin Sandler	1998
7.	5	Kim Waleszonia	2007
8.	5	Kim Waleszonia	2008
9.	5	Aja Paculba	2009
10.	4	Kirsti Merritt	2013
11.	4	Michelle Moultrie	2012
12.	4	Mylin Prieto	2003
13.	4	Kim Waleszonia	2009
14.	4	Aja Paculba	2010

Home Runs

1.	22	Brittany Schutte	2011
2.	21	Megan Bush	2011
3.	20	Lauren Haeger	2014
4.	20	Francesca Enea	2010
5.	19	Brittany Schutte	2010
6.	19	Kelsey Bruder	2011
7.	19	Lauren Haeger	2015
8.	18	Lauren Haeger	2013

18	Francesca Enea	2009
10. 17	Kristen Butler	2006
17	Francesca Enea	2008
17	Cheyenne Coyle	2011
17	Bailey Castro	2015

Runs Batted In

1.	80	Megan Bush	2011
2.	71	Kelsey Bruder	2011
71	Lauren Haeger	2015	
4.	70	Lauren Haeger	2013
70	Francesca Enea	2009	
6.	69	Brittany Schutte	2011
7.	68	Kelsey Bruder	2009
8.	67	Lauren Haeger	2014
9.	65	Stephanie Tofft	2014
65	Francesca Enea	2010	

Total Bases

1.	152	Kelsey Bruder	2011
2.	149	Kelsey Stewart	2014
3.	148	Kelsey Stewart	2015
4.	146	Michelle Moultrie	2011
5.	139	Kelsey Bruder	2009
6.	138	Brittany Schutte	2011
7.	137	Francesca Enea	2008
137	Aja Paculba	2011	
9.	135	Megan Bush	2011
10.	134	Emily Marino	2000

Walks

1.	49	Aja Paculba	2009
49	Lauren Haeger	2015	
3.	48	Brittany Schutte	2011
48	Kelsey Bruder	2011	
48	Francesca Enea	2009	
6.	47	Emily Marino	2000
7.	46	Lauren Haeger	2013
46	Emily Marino	2001	
9.	45	Bailey Castro	2015
10.	44	Bailey Castro	2014

Hit By Pitch

1.	35	Kirsti Merritt	2015
2.	27	Bailey Castro	2015
3.	20	Briana Little	2013
4.	15	Francesca Enea	2010
15	Nicole DeWitt	2015	
6.	14	Kirsti Merritt	2013
13	Bailey Castro	2014	
13	Taylor Schwarz	2014	
13	Lauren Russell	2005	
10.	11	Taylor Fuller	2014
11	Michelle Moultrie	2012	
11	Kristen Butler	2006	
11	Melissa Zick	2006	

Strikeouts

1.	65	Jackie Griffin	1999
2.	57	Brittany Schutte	2011
57	Lacy Howard	2007	
4.	53	Mandy Schuerman	2002
5.	52	Taylor Fuller	2015
6.	50	Kelsey Horton	2013
7.	49	Lacy Howard	2006
49	Corrie Brooks	2007	
9.	48	Megan Bush	2008
10.	46	Cheyenne Coyle	2011
46	Breanne Berger	2002	
46	Brooke Johnson	2006	

Sacrifice Flies

1.	9	Megan Bush	2011
2.	6	Francesca Enea	2008
6	Megan Bush	2010	
6	Kirsti Merritt	2015	
5.	5	Jennifer Mossadeghi	2003
5	Kelsey Bruder	2009	
5	Aja Paculba	2010	
8.	4	Stephanie Tofft	2014
4	Kelsey Bruder	2011	
4	Lindsey Cameron	2003	
4	Megan Bush	2008	
4	Corrie Brooks	2009	
4	Brittany Schutte	2010	

Sacrifice Hits

1.	21	Nicole Kreipl	2000
2.	20	Lauren Russell	2007
3.	15	Kathlyn Medina	2013
4.	13	Kathlyn Medina	2014
13	Tiffany DeFelice	2011	
13	Stacie Pestrak	2005	
7.	12	Kirsti Merritt	2014
12	Nicole Kreipl	1998	
12	Jennifer Mossadeghi	2003	
12	Kelsey Horton	2010	

Stolen Bases

1.	36	Kelsey Stewart	(36-41)	2014
2.	36	Kelsey Stewart	(36-39)	2013
3.	31	Michelle Moultrie	(31-34)	2011
4.	27	Aja Paculba	(27-32)	2009
5.	26	Kelsey Stewart	(26-28)	2015
6.	24	Michelle Moultrie	(24-28)	2011
24	Kim Waleszonia	(24-27)	2007	
24	Kim Waleszonia	(24-28)	2008	
9.	23	Jackie Marchetta	(23-20)	2003
23	Lora Pinkerton	(23-28)	2000	
23	Kirsti Merritt	(23-25)	2015	

CAREER

Batting Average (minimum 200 AB)

1.	.417	Kelsey Stewart	(293-703)	2013-pr
2.	.385	Michelle Moultrie	(274-712)	2009-12
3.	.357	Kelsey Bruder	(221-619)	2008-11
4.	.344	Stephanie Tofft	(133-387)	2013-14
5.	.343	Brittany Schutte	(138-402)	2010-12
6.	.340	Aja Paculba	(279-799)	2008-11
7.	.340	Kim Waleszonia	(272-799)	2006-09
8.	.332	Ali Gardiner	(210-633)	2007-09
9.	.326	Lauren Haeger	(243-745)	2012-15
10.	.322	Justine McLean	(67-208)	2014-pr

Slugging Percentage (minimum 200 AB)

1.	.736	Brittany Schutte	(402 AB)	2010-12
2.	.700	Kelsey Bruder	(619 AB)	2008-11
3.	.663	Lauren Haeger	(745 AB)	2012-15
4.	.653	Megan Bush	(707 AB)	2008-11
5.	.629	Francesca Enea	(685 AB)	2007-10
6.	.618	Kelsey Horton	(306 AB)	2010-13
7.	.605	Kelsey Stewart	(703 AB)	2013-pr
8.	.586	Jenny Gladding	(249 AB)	2003-04
9.	.571	Stephanie Tofft	(387 AB)	2013-14
10.	.569	Michelle Moultrie	(712 AB)	2009-12

On-Base Percentage (minimum 200 AB)

1.	.476	Kelsey Stewart	(703 AB)	2013-pr
2.	.471	Bailey Castro	(435 AB)	2012-15
3.	.469	Brittany Schutte	(402 AB)	2010-pr
4.	.466	Stephanie Tofft	(387 AB)	2013-14
5.	.466	Kirsti Merritt	(513 AB)	2013-pr
6.	.458	Lauren Haeger	(745 AB)	2012-15
7.	.457	Michelle Moultrie	(712 AB)	2009-12
8.	.457	Kelsey Bruder	(619 AB)	2008-11
9.	.448	Aja Paculba	(821 AB)	2008-11
10.	.439	Cheyenne Coyle	(315 AB)	2011-12

Stolen Base Percentage (minimum 15 attempts)

1.	.944	Emily Marino	(17-18)	1998-01
2.	.933	Jackie Griffin	(14-15)	1999
3.	.917	Tiffany Johnson	(22-24)	1997
4.	.908	Kirsti Merritt	(59-65)	2013-pr
5.	.907	Kelsey Stewart	(98-108)	2013-pr
6.	.905	Taylor Fuller	(19-21)	2013-pr
7.	.900	Jennifer Lutsi	(27-30)	1998-00
8.	.889	Kasey Fagan	(24-27)	2011-12
8.	.889	Briana Little	(16-18)	2012-15
8.	.889	Justine McLean	(24-27)	2014-15

At Bats

1.	821	Aja Paculba	2008-11
2.	813	Lora Pinkerton	1997-00
3.	812	Ashley Boone	1998-01
4.	799	Kim Waleszonia	2006-09
5.	787	Nicole Kreipl	1997-00
6.	745	Lauren Haeger	2012-15
7.	743	Mylin Prieto	2001-04
8.	742	J. Mossadeghi	2000-03
742	Melissa Zick	2004-07	
10.	734	Emily Marino	1998-01

Runs Scored

1.	253	Aja Paculba	2008-11
2.	204	Michelle Moultrie	2009-12
3.	201	Kelsey Stewart	2013-pr
4.	185	Kelsey Bruder	2008-11
5.	166	Kim Waleszonia	2006-09
6.	162	Lauren Haeger	2012-15
7.	160	Kirsti Merritt	2013-pr
8.	142	Melissa Zick	2004-07
142	Francesca Enea	2007-10	
10.	138	Megan Bush	2008-11
138	Brittany Schutte	2010-12	

INDIVIDUAL RECORDS - PITCHING



SEASON

Earned Run Average (minimum 50 IP)

1.	0.61	Stacey Nelson	(285.1 IP)	2009
2.	0.75	Stacey Nelson	(352.2 IP)	2008
3.	0.78	Jenny Gladding	(153.1 IP)	2004
4.	0.84	Steph Brombacher	(158.2 IP)	2009
5.	0.88	Chelsey Sakizzie	(287.0 IP)	1998
6.	0.95	Stacey Nelson	(318.0 IP)	2007
7.	1.23	Hannah Rogers	(228.1 IP)	2012
8.	1.23	Lauren Haeger	(222.1 IP)	2015
9.	1.29	Alyssa Bache	(59.2 IP)	2013
10.	1.40	Steph Brombacher	(140.0 IP)	2008

Opponent Batting Average (minimum 50 IP)

1.	.146	Jenny Gladding	2004
2.	.161	Stacy Nelson	2009
3.	.161	Steph Brombacher	2009
4.	.164	Stacey Nelson	2008
5.	.184	Renise Landry	2000
6.	.184	Stacey Nelson	2007
7.	.185	Lauren Haeger	2015
8.	.186	Hannah Rogers	2012
9.	.186	Delanie Gourley	2015
10.	.187	Chelsey Sakizzie	1998

Walks Allowed/7 Inning Game (minimum 50 IP)

1.	0.71	Chelsey Sakizzie	1998
2.	0.92	Chelsey Sakizzie	1997
3.	1.25	Steph Brombacher	2008
4.	1.28	Stacey Nelson	2009
5.	1.28	Steph Brombacher	2009
6.	1.28	Aleshia Ocasio	2015
7.	1.35	Lauren Haeger	2015
8.	1.41	Kim Hunter	1999
9.	1.43	Lauren Haeger	2014
10.	1.49	Danielle Wilson	1997

Strikeouts/7 Inning Game (minimum 50 IP)

1.	9.91	Jenny Gladding	2004
2.	9.30	Delanie Gourley	2015
3.	8.76	Stacey Nelson	2009
4.	8.38	Steph Brombacher	2009
5.	8.26	Delanie Gourley	2014
6.	7.97	Aleshia Ocasio	2015
7.	7.83	Jenny Gladding	2003
8.	7.33	Steph Brombacher	2010
9.	7.24	Lauren Haeger	2012
10.	7.21	Stacey Nelson	2008

Win Percentage

1.	1.000	Steph Brombacher	(20-0)	2008
2.	1.000	Steph Brombacher	(22-0)	2009
3.	1.000	Alyssa Bache	(9-0)	2013
4.	.941	Lauren Haeger	(32-2)	2015
5.	.938	Delanie Gourley	(15-1)	2014
6.	.904	Stacey Nelson	(47-5)	2008
7.	.891	Stacey Nelson	(41-5)	2009
8.	.888	Lauren Haeger	(16-2)	2013
9.	.869	Steph Brombacher	(20-3)	2011
10.	.867	Ensley Gammel	(13-2)	2010

Wins

1.	47	Stacey Nelson	(47-5)	2008
2.	41	Stacey Nelson	(41-5)	2009
3.	36	Hannah Rogers	(36-8)	2011
4.	35	Steph Brombacher	(35-8)	2010
5.	34	Stacey Nelson	(34-14)	2007
6.	33	Hannah Rogers	(33-7)	2013
7.	32	Lauren Haeger	(32-2)	2015
8.	30	Chelsey Sakizzie	(30-14)	1997
9.	30	Chelsey Sakizzie	(30-12)	1998
10.	30	Hannah Rogers	(30-8)	2014

Saves

1.	5	Stacey Nelson	2006
2.	5	Stacey Nelson	2007
3.	5	Stacey Nelson	2008
4.	5	Hannah Rogers	2013
5.	5	Delanie Gourley	2015
6.	4	Stacey Stevens	2005
7.	4	Ensley Gammel	2010
8.	4	Hannah Rogers	2012
9.	3	Chelsey Sakizzie	1997
10.	3	Nicole Michael	2001
11.	3	Amanda Knowles	2004
12.	3	Steph Brombacher	2008
13.	3	Stacey Nelson	2009
14.	3	Hannah Rogers	2011

Appearances

1.	59	Stacey Nelson	2008
2.	58	Stacey Nelson	2007
3.	55	Hannah Rogers	2011
4.	54	Stacey Stevens	2005
5.	50	Stacey Nelson	2009
6.	49	Chelsey Sakizzie	1997
7.	49	Hannah Rogers	2013
8.	48	Amanda Moore	2002
9.	47	Steph Brombacher	2010
10.	46	Amanda Moore	2001
11.	46	Chelsey Sakizzie	1998

Games Started

1.	49	Stacey Nelson	2008
2.	42	Stacey Nelson	2007
3.	41	Stacey Nelson	2009
4.	40	Chelsey Sakizzie	1997
5.	40	Steph Brombacher	2010
6.	39	Chelsey Sakizzie	1998
7.	39	Jenny Gladding	2003
8.	39	Hannah Rogers	2013
9.	38	Beth Dieter	1999
10.	37	Beth Dieter	2000

Complete Games

1.	43	Stacey Nelson	2008
2.	37	Chelsey Sakizzie	1998
3.	37	Stacey Nelson	2007
4.	34	Chelsey Sakizzie	1997
5.	34	Stacey Nelson	2009
6.	30	Beth Dieter	2000
7.	30	Beth Dieter	1999
8.	28	Hannah Rogers	2011
9.	28	Hannah Rogers	2013
10.	27	Hannah Rogers	2014

Shutouts

1.	22	Stacey Nelson	2009
2.	19	Chelsey Sakizzie	1998
3.	18	Stacey Nelson	2008
4.	14	Stacey Nelson	2007
5.	14	Steph Brombacher	2009
6.	12	Steph Brombacher	2010
7.	12	Hannah Rogers	2014
8.	12	Lauren Haeger	2015
9.	11	Hannah Rogers	2013
10.	10	Beth Dieter	2000
11.	10	Hannah Rogers	2011

Innings Pitched

1.	352.1	Stacey Nelson	2008
2.	318.0	Stacey Nelson	2007
3.	287.0	Chelsey Sakizzie	1998
4.	285.1	Stacey Nelson	2009
5.	282.0	Chelsey Sakizzie	1997
6.	270.2	Hannah Rogers	2013
7.	265.2	Hannah Rogers	2011
8.	257.1	Beth Dieter	1999
9.	254.2	Jenny Gladding	2003
10.	252.0	Stacey Stevens	2005

Hits Allowed

1.	263	Beth Dieter	1999
2.	239	Stacey Stevens	2005
3.	205	Stacey Nelson	2007
4.	205	Hannah Rogers	2011
5.	203	Chelsey Sakizzie	1997
6.	200	Beth Dieter	2000
7.	200	Stacey Nelson	2008
8.	195	Chelsey Sakizzie	1998
9.	192	Hannah Rogers	2013
10.	191	Stacey Stevens	2006

Earned Runs Allowed

1.	98	Beth Dieter	1999
2.	79	Stacey Stevens	2005
3.	73	Hannah Rogers	2011
4.	72	Amanda Moore	2002
5.	71	Renise Landry	2001
6.	66	Hannah Rogers	2013
7.	65	Stacey Stevens	2006
8.	65	Steph Brombacher	2010
9.	61	Beth Dieter	2000
10.	57	Chelsey Sakizzie	1997
11.	57	Stacey Stevens	2004

Walks Allowed

1.	116	Stacey Nelson	2008
2.	110	Renise Landry	2001
3.	95	Hannah Rogers	2013
4.	88	Jenny Gladding	2003
5.	81	Steph Brombacher	2010
6.	80	Stacey Stevens	2005
7.	79	Beth Dieter	2000
8.	74	Mandy Schuerman	2002
9.	74	Stacey Nelson	2007
10.	71	Stacey Stevens	2006

Most Strikeouts

1.	363	Stacey Nelson	2008
2.	357	Stacey Nelson	2009
3.	285	Jenny Gladding	2003
4.	285	Stacey Nelson	2007
5.	270	Chelsey Sakizzie	1998
6.	267	Chelsey Sakizzie	1997
7.	243	Hannah Rogers	2013
8.	237	Steph Brombacher	2010
9.	221	Hannah Rogers	2011
10.	218	Stacey Stevens	2005

CAREER

Earned Run Average (min. 100 IP)

1.	0.99	Stacey Nelson	(1141.2 IP)	2006-09
2.	1.14	Chelsey Sakizzie	(569.0 IP)	1997-98
3.	1.20	Jenny Gladding	(408.0 IP)	2003-04
4.	1.33	Alyssa Bache	(100.0 IP)	2012-14
5.	1.50	Steph Brombacher	(678.0 IP)	2008-11
6.	1.63	Hannah Rogers	(988.0 IP)	2011-14
7.	1.66	Nicole Michael	(101.1 IP)	2000-01
8.	1.71	Lauren Haeger	(573.1 IP)	2012-15
9.	2.01	Aleshia Ocasio	(136.0 IP)	2015-pr
10.	2.15	Amanda Moore	(557.2 IP)	2001-04

Opponent Batting Average (min. 100 IP)

1.	.174	Jenny Gladding	2003-04
2.	.183	Stacey Nelson	2006-09
3.	.193	Chelsey Sakizzie	1997-98
4.	.194	Delanie Gourley	2014-pr
5.	.196	Steph Brombacher	2008-11
6.	.198	Hannah Rogers	2011-14
7.	.200	Alyssa Bache	2012-14
8.	.200	Aleshia Ocasio	2015-pr
9.	.202	Lauren Haeger	2012-15
10.	.207	Renise Landry	1998-01

Walks Allowed/7 Inning Game (min. 100 IP)

1.	0.81	Chelsey Sakizzie	1997-98
2.	1.29	Aleshia Ocasio	2015-pr
3.	1.75	Stacey Nelson	2006-09
4.	1.78	Steph Brombacher	2008-11
5.	1.92	Beth Dieter	1997-00
6.	2.06	Lauren Haeger	2012-15
7.	2.08	Hannah Rogers	2011-14
8.	2.08	Amanda Moore	2001-04
9.	2.11	Jenny Gladding	2003-04
10.	2.28	Stacey Stevens	2004-07

Strikeouts/7 Inning Game (min.100 IP)

1.	8.72	Delanie Gourley	2014-pr
2.	8.61	Jenny Gladding	2003-04
3.	7.98	Aleshia Ocasio	2015-pr
4.	7.05	Steph Brombacher	2008-11
5.	6.84	Stacey Nelson	2006-09
6.	6.61	Chelsey Sakizzie	1997-98
7.	6.49	Lauren Haeger	2012-15
8.	6.43	Amanda Knowles	2001-05
9.	6.02	Alyssa Bache	2012-14
10.	5.90	Hannah Rogers	2011-14

Win Percentage

1.	1.000	Alyssa Bache	(14-0)	2012-14
2.	.898	Steph Brombacher	(97-11)	2008-11
3.	.893	Delanie Gourley	(25-3)	2014-pr
4.	.859	Lauren Haeger	(73-12)	2012-15
5.	.857	Aleshia Ocasio	(18-3)	2015-pr
6.	.804	Hannah Rogers	(127-31)	2011-14
7.	.791	Stacey Nelson	(136-36)	2006-09
8.	.764	Ensley Gammel	(13-4)	2010-pr
9.	.698	Chelsey Sakizzie	(60-26)	1997-98

Wins

1.	136	Stacey Nelson	(136-36)	2006-09
2.	127	Hannah Rogers	(127-31)	2011-14
3.	97	Steph Brombacher	(97-11)	2008-11
4.	74	Stacey Stevens	(74-42)	2004-07
5.	73	Lauren Haeger	(73-12)	2012-15
6.	60	Beth Dieter	(60-43)	1997-00
7.	60	Chelsey Sakizzie	(60-26)	1997-98
8.	52	Renise Landry	(52-38)	1998-01
9.	45	Amanda Moore	(45-33)	2001-04
10.	40	Jenny Gladding	(40-18)	2003-04

Saves

1.	18	Stacey Nelson	2006-09
2.	14	Hannah Rogers	2011-14
3.	7	Amanda Knowles	2002-05
4.	7	Stacey Stevens	2004-07
5.	7	Delanie Gourley	2014-pr
6.	5	Lauren Haeger	2012-15
7.	5	Chelsey Sakizzie	1997-98
8.	5	Beth Dieter	1997-00
9.	5	Nicole Michael	2000-01
10.	5	Steph Brombacher	2008-11
11.	5	Ensley Gammel	2010-13

Appearances

1.	206	Stacey Nelson	2006-09
2.	191	Hannah Rogers	2011-14
3.	159	Stacey Stevens	2004-07
4.	154	Amanda Moore	2001-04
5.	145	Steph Brombacher	2008-11
6.	139	Beth Dieter	1997-00
7.	121	Lauren Haeger	2012-15
8.	115	Renise Landry	1998-01
9.	95	Chelsey Sakizzie	1997-98
10.	86	Mandy Schuerman	2002-05

Games Started

1.	156	Stacey Nelson	2006-09
2.	146	Hannah Rogers	2011-14
3.	125	Stacey Stevens	2004-07
4.	121	Steph Brombacher	2008-11
5.	105	Beth Dieter	1997-00
6.	90	Renise Landry	1998-01
7.	86	Lauren Haeger	2012-15
8.	79	Chelsey Sakizzie	1997-98
9.	68	Amanda Moore	2001-04
10.	60	Jenny Gladding	2003-04

Shutouts

Snouts			
1.	60	Stacey Nelson	2006-09
2.	41	Hannah Rogers	2011-14
3.	38	Steph Brombacher	2008-11
4.	27	Chelsey Sakizzie	1997-98
5.	23	Beth Dieter	1997-00
	23	Lauren Haeger	2012-15
7.	19	Renise Landry	1998-01
8.	16	Jenny Gladding	2003-04
9.	15	Stacey Stevens	2004-07
10.	9	Amanda Moore	2001-03
	9	Delanie Gourley	2014-pr



INDIVIDUAL RECORDS - PITCHING

CAREER

PERFECT GAMES (5)

PITCHER	OPPONENT	DATE	SCORE
Chelsey Sakizzie	Bethune-Cookman	4/5/97	6-0
Chelsey Sakizzie	Iowa State	3/7/98	1-0 (9)
Jenny Gladding	Missouri	2/7/04	3-0
Stephanie Brombacher	USF	3/25/10	10-0 (5)
Stephanie Brombacher	NC State	2/12/11	9-0 (5)

NO HITTERS (15)

PITCHER	OPPONENT	DATE	SCORE
Delanie Gourley	Florida A&M	5/16/14	8-0 (5)
Hannah Rogers	Indiana	2/22/14	8-0 (5)
Lauren Haeger	Wisconsin	2/9/14	5-1
Hannah Rogers	Longwood	4/21/13	8-0
Hannah Rogers	Mississippi State	4/5/13	9-1
Stacey Nelson	Arkansas	4/26/09	6-0
Stacey Nelson	Ole Miss	3/15/09	4-0
Stephanie Brombacher	Coastal Carolina	2/13/09	8-0
Lindsay Littlejohn	Longwood	2/19/06	6-0
Jenny Gladding	Tennessee	4/18/03	1-0
Renise Landry	Louisiana State	3/10/01	4-1
Renise Landry	Samford	2/20/00	3-0
Beth Dieter	South Carolina	3/17/00	7-0
Beth Dieter	Georgia	5/7/00	2-0
Chelsey Sakizzie	Ole Miss	3/10/98	8-0

ONE HITTERS (57)

PITCHER	OPPONENT	DATE	SCORE
Lauren Haeger	Tennessee	5/28/15	7-2
Aleshia Ocasio	Florida A&M	5/15/15	6-0
Lauren Haeger	Texas A&M	4/26/15	9-1 (5)
Aleshia Ocasio	San Diego	2/28/15	8-0 (5)
Aleshia Ocasio	Illinois State	2/21/15	4-1
Lauren Haeger	Liberty	2/20/15	11-0 (5)
Lauren Haeger	Jacksonville	2/8/15	9-0 (5)
Hannah Rogers	Washington	5/25/14	8-0 (5)
Hannah Rogers	Texas A&M	4/20/14	8-0 (6)
Delanie Gourley	Florida A&M	4/11/14	9-0 (5)
Delanie Gourley	Radford	3/2/14	7-0
Hannah Rogers	USF	5/18/13	11-1
Hannah Rogers	Drake	3/2/13	4-1
Hannah Rogers	Mississippi State	3/7/12	1-0
Hannah Rogers	Michigan State	2/17/12	8-0 (5)
Hannah Rogers	Ole Miss	3/18/11	8-0 (6)
Stephanie Brombacher	LSU	3/9/11	5-0
Stephanie Brombacher	UCF	5/22/10	6-0
Stephanie Brombacher	South Carolina	5/9/10	9-0 (5)
Stacey Nelson	Michigan	5/29/09	1-0
Stacey Nelson	Longwood	5/2/09	11-0
Stephanie Brombacher	Georgia	3/11/09	4-0
Stacey Nelson	Georgia	3/11/09	15-0
Stephanie Brombacher	South Alabama	2/14/09	13-0
Stacey Nelson	Texas Tech	2/14/09	11-0
Stacey Nelson	Baylor	2/8/09	0-1
Stephanie Brombacher	Baylor	2/7/09	8-0
Stacey Nelson	UCF	5/18/08	10-0
Stacey Nelson	Kentucky	4/20/08	8-0
Stacey Nelson	Kentucky	4/19/08	8-0
Stacey Nelson	Oregon State	2/29/08	8-0
Stacey Nelson	North Florida	2/22/08	3-0
Stephanie Brombacher	East Tennessee State	2/15/08	9-0
Stacey Nelson	Mercer	2/13/08	5-0
Stephanie Brombacher	Bethune-Cookman	2/8/08	10-0
Stacey Nelson	South Carolina	4/24/07	10-0
Stacey Nelson	Auburn	4/14/07	3-0
Stacey Nelson	Arkansas	4/6/07	4-0
Stacey Stevens	Georgia	3/24/07	14-0
Stacey Nelson	Florida International	3/21/07	9-0
Lindsay Littlejohn	Canisius	3/12/06	2-0
Stacey Stevens	Texas A&M-CC	2/12/06	16-1
Mandy Schuerman	Florida Atlantic	2/5/05	3-0
Jenny Gladding	Western Michigan	2/28/04	5-0
Jenny Gladding	Ole Miss	3/28/04	0-1

Stacey Stevens	South Carolina	4/10/04	2-0
Amanda Moore	Birmingham-Southern	2/14/03	8-0
Amanda Knowles	South Florida	4/10/02	8-0
Mandy Schuerman	Maine	3/22/02	6-0
Renise Landry	Maine	3/20/01	7-0
Renise Landry	Alabama	4/15/00	4-0
Renise Landry	Stetson	2/14/98	3-0
Beth Dieter	Boston University	2/27/98	5-0
Chelsey Sakizzie	Kentucky	4/20/97	2-1
Chelsey Sakizzie	Alabama	4/12/97	4-1
Chelsey Sakizzie	Virginia	3/7/97	1-0

COMBINED PITCHING RECORD GAMES

PERFECT GAMES (1)

PITCHERS	OPPONENT	DATE	SCORE
H. Rogers/L. Haeger/A. Bache	Presbyterian	3/3/13	11-0 (5)

NO HITTERS (4)

PITCHERS	OPPONENT	DATE	SCORE
Stephanie Brombacher/Erin Schuppert	South Carolina	5/8/10	20-0 (5)
Stephanie Brombacher/Erin Schuppert	North Florida	5/5/10	22-0 (5)
Amanda Knowles/Brittani Houghton	North Carolina	2/8/02	10-0
Renise Landry/Nicole Michael	Florida A&M	3/28/00	4-0

ONE HITTERS (18)

PITCHERS	OPPONENT	DATE	SCORE
Beth Dieter/Nicole Michael	Samford	2/20/00	4-0
Amanda Knowles/Mandy Schuerman	Ole Miss	4/6/02	2-0
Amanda Knowles/Amanda Moore	Central Florida	1/25/03	1-0
Jenny Gladding/Amanda Moore	Hofstra	2/16/04	4-0
Amanda Moore/Amanda Knowles	Appalachian St.	2/6/04	10-0
Amanda Moore/Stacey Stevens	Kentucky	3/6/04	8-1
Jenny Gladding/Amanda Moore	Arkansas	3/20/04	7-2
Stacey Stevens/Stacey Nelson	Mississippi State	4/2/06	2-1
Stephanie Brombacher/Ensley Gammel	Marshall	2/11/11	17-1 (5)
Stephanie Brombacher/Hannah Rogers	Jacksonville	2/16/11	7-0
Stephanie Brombacher/Ensley Gammel	NDSU	3/6/11	9-0 (5)
Alyssa Bache/Hannah Rogers	Gardner-Webb	3/3/12	14-0 (5)
Hannah Rogers/Alyssa Bache	USC Upstate	3/20/13	11-0 (5)
Delanie Gourley/Alyssa Bache	Bethune-Cookman	2/9/14	8-0 (5)
Hannah Rogers/ Delanie Gourley	Hawaii	2/14/14	11-1 (5)
Hannah Rogers/Alyssa Bache	Maryland	3/2/14	16-0 (5)
Lauren Haeger/ Aleshia Ocasio/Delanie Gourley	Hampton	2/6/15	17-0 (5)
Lauren Haeger/ Delanie Gourley	UNF	4/1/15	2-1 (8)

INDIVIDUAL RECORDS - FIELDING



SEASON

Fielding Percentage (minimum 50 chances)			
1.	1.000	Ashlie Goble	(116-11-0) 2003
	1.000	Brooke Johnson	(50-3-0) 2007
	1.000	Tiffany DeFelice	(90-2-0) 2009
	1.000	Tiffany DeFelice	(243-16-0) 2010
	1.000	Michelle Moultrie	(68-2-0) 2012
	1.000	Nicole DeWitt	(58-20-0) 2015
	1.000	Kayli Kvistad	(104-1-0) 2015
	1.000	Aubree Munro	(354-27-0) 2015
9.	.997	Emily Marino	(279-11-1) 1998
10.	.996	Aubree Munro	(223-20-1) 2013

Stolen Bases Against Percentage (min. 10 attempts)			
1.	.444	Aubree Munro	(8-18) 2015
2.	.457	Kristen Butler	(16-35) 2009
	.457	Jenny Gladding	(16-35) 2003
4.	.500	Aubree Munro	(9-18) 2013
	.500	Michelle Diaz	(8-16) 2004
	.500	Stacey Stevens	(5-10) 2004
	.500	Lindsay Littlejohn	(6-12) 2006
	.500	Stacey Nelson	(11-22) 2006
9.	.517	Kristen Butler	(15-29) 2005
10.	.519	Stacey Stevens	(14-27) 2007

Chances			
1.	563	Ali Gardiner	2008
2.	550	Ashley Boone	2001
3.	546	Ali Gardiner	2007
4.	495	Emily Marino	2000
	495	Melissa Zick	2006
	495	Kristina Hilberth	2009
7.	490	Kristina Hilberth	2008
8.	481	Ashley Boone	2000
9.	459	Megan Bush	2011
10.	458	Prissie Walden	2002

Putouts			
1.	529	Ali Gardiner	2008
2.	528	Ashley Boone	2001
3.	520	Ali Gardiner	2007
4.	469	Kristina Hilberth	2009
5.	461	Emily Marino	2000
6.	458	Kristina Hilberth	2008
7.	455	Ashley Boone	1999
	455	Melissa Zick	2006
9.	435	Megan Bush	2011
10.	418	Melissa Zick	2005

Assists			
1.	163	Lauren Roussell	2007
2.	158	Corrie Brooks	2008
3.	157	Brooke Johnson	2006
	157	Melissa Zick	2007
5.	151	Jackie Marchetta	2002
6.	150	Jennifer Mossadeghi	2001
	150	Jackie Marchetta	2001
8.	147	Aja Paculba	2008
9.	146	Jackie Marchetta	2003
10.	141	Nicole Kreipl	1999

Errors			
1.	30	Jennifer Mossadeghi	2000
2.	23	Jackie Marchetta	2002
3.	21	Lora Pinkerton	1999
4.	20	Lora Pinkerton	2000
5.	19	Nicole Kreipl	1999
	19	Lora Pinkerton	1997
7.	18	Nicole Kreipl	1998
	18	Jackie Marchetta	2001
9.	17	Brooke Johnson	2006
10.	16	Nicole Kreipl	1997
	16	Melissa Zick	2007

Double Plays Turned			
1.	24	Taylor Schwarz	2014
2.	22	Ali Gardiner	2007
3.	21	Melissa Zick	2005
	21	Ali Gardiner	2008
5.	19	Jennifer Mossadeghi	2000
	19	Prissie Walden	2003
7.	18	Ashley Boone	2001
	18	Jackie Marchetta	2003
9.	17	Melissa Zick	2006
	17	Megan Bush	2010
	17	Megan Bush	2011
	17	Taylor Schwarz	2013

Caught Stealing By			
1.	22	Kristen Butler	2006
2.	19	Kristen Butler	2003
	19	Jenny Gladding	2003
4.	18	Kristina Hilberth	2007
5.	17	Emily Marino	1999
6.	16	Bobbie Molyneux	1997
7.	15	Andrea Zimbardi	2002
8.	14	Kristen Butler	2005
	14	Kristina Hilberth	2008
10.	13	Stacey Stevens	2007
	13	Stacey Nelson	2008

CAREER

Fielding Percentage (minimum 100 chances)			
1.	1.000	Kayli Kvistad	(104-1-0) 2015-pr
2.	.997	Tiffany DeFelice	(640-42-2) 2008-11
	.997	Aubree Munro	(859-70-3) 2013-pr
4.	.995	Ashlie Goble	(336-37-2) 2002-05
5.	.993	K. Hilberth	(1273-86-9) 2006-09
	.993	Taylor Schwarz	(1019-42-7) 2013-pr
7.	.990	Ali Gardiner	(1419-61-15) 2007-09
8.	.989	B. Schutte	(416-33-5) 2010-12
9.	.988	Emily Marino	(1169-90-15) 1998-01
10.	.987	B. Molyneux	(473-45-7) 1997-98

Stolen Base Against Percentage (minimum 15 attempts)			
1.	.510	J. Gladding	(26-51) 2003-04
2.	.512	Kristen Butler	(64-125) 2003-06
	.512	Lauren Haeger	(20-39) 2012-15
4.	.532	Aubree Munro	(33-62) 2013-pr
5.	.541	A. Knowles	(20-37) 2002-05
6.	.583	Kelsey Horton	(21-36) 2010-pr
7.	.597	Stacey Stevens	(46-77) 2004-07
8.	.600	Michelle Diaz	(12-20) 2004-05
9.	.616	K. Hilberth	(69-112) 2006-09
10.	.624	Stacey Nelson	(63-101) 2006-09

Chances			
1.	1742	Ashley Boone	1998-01
2.	1555	Melissa Zick	2004-07
3.	1495	Ali Gardiner	2007-09
4.	1375	Kristen Butler	2003-06
5.	1368	Kristina Hilberth	2006-09
6.	1274	Emily Marino	1998-01
7.	1217	Prissie Walden	2000-03
8.	1126	Megan Bush	2008-11
9.	1068	Taylor Schwarz	2013-pr
10.	964	Lauren Roussell	2004-07

Putouts			
1.	1638	Ashley Boone	1998-01
2.	1419	Ali Gardiner	2007-09
3.	1297	Melissa Zick	2004-07
4.	1273	Kristina Hilberth	2007-09
5.	1169	Emily Marino	1998-01
6.	1155	Kristen Butler	2003-06
7.	1019	Taylor Schwarz	2013-pr
8.	969	Prissie Walden	2000-03
9.	859	Aubree Munro	2013-pr
10.	838	Megan Bush	2008-11

Assists			
1.	544	Jennifer Mossadeghi	2000-03
2.	493	Lauren Roussell	2004-07
3.	451	Aja Paculba	2008-11
4.	447	Jackie Marchetta	2001-03
5.	386	Kathlyn Medina	2012-15
6.	351	Lora Pinkerton	1997-00
7.	349	Corrie Brooks	2007-10
8.	331	Stacey Nelson	2006-09
9.	330	Nicole Kreipl	1997-00
10.	312	Kelsey Stewart	2013-pr

Errors			
1.	66	Jennifer Mossadeghi	2000-03
2.	62	Lora Pinkerton	1997-00
3.	55	Nicole Kreipl	1997-00
4.	48	Jackie Marchetta	2001-03
5.	46	Lauren Roussell	2004-07
6.	42	Megan Bush	2008-11
7.	36	Prissie Walden	2000-03
8.	34	Melissa Zick	2004-07
9.	32	Jennifer Cordero	1997-00
	32	Kathlyn Medina	2012-15

Double Plays Turned			
1.	60	Melissa Zick	2004-07
2.	57	Taylor Schwarz	2013-pr
3.	53	Ashley Boone	1998-01
4.	51	Ali Gardiner	2007-09
5.	47	Megan Bush	2008-11
	47	Aja Paculba	2008-11
7.	42	Lauren Roussell	2004-07
	42	Kelsey Stewart	2013-pr
8.	36	Kathlyn Medina	2012-15
9.	35	Prissie Walden	2000-03
10.	33	Jennifer Mossadeghi	2000-03

Caught Stealing By			
1.	61	Kristen Butler	2003-06
2.	43	Kristina Hilberth	2006-09
3.	38	Stacey Nelson	2006-09
4.	34	Emily Marino	1998-01
5.	31	Hannah Rogers	2011-14
	31	Stacey Stevens	2004-07
7.	29	Aubree Munro	2013-pr
8.	25	Jenny Gladding	2003-04
9.	23	Beth Dieter	1997-00
	23	Amanda Moore	2001-04



FRESHMAN RECORDS

HITTING

Batting Average (min 100 AB)

1.	.378	Sami Fagan	2012
	.378	Kelsey Stewart	2013
3.	.346	Brittany Schutte	2010
4.	.336	Aja Paculba	2008
5.	.331	Nicole DeWitt	2015
6.	.321	Lauren Haeger	2012
7.	.318	Cheyenne Coyle	2011
8.	.316	Jenilee Garner	2001
	.316	Lindsey Cameron	2003
10.	.313	Kristin Sandler	1997

At Bats

1.	238	Kelsey Stewart	2013
2.	223	Aja Paculba	2008
3.	220	Kim Waleszon	2006
4.	216	Jennifer Mossadeghi	2000
5.	209	Lora Pinkerton	1997
6.	198	Ashley Boone	1998
7.	196	Megan Bush	2008
8.	194	Mandy Schuerman	2002
9.	190	Emily Marino	1998
10.	188	Sami Fagan	2012

Hits

1.	90	Kelsey Stewart	2013
2.	75	Aja Paculba	2008
3.	71	Sami Fagan	2012
4.	68	Kim Waleszon	2006
5.	63	Lora Pinkerton	1997
6.	60	Ashley Boone	1998
7.	56	Kristin Sandler	1997
	56	Lindsey Cameron	2003
9.	55	Mandy Schuerman	2002
	55	Brittany Schutte	2010
	55	Cheyenne Coyle	2011

Runs

1.	62	Kelsey Stewart	2012
2.	61	Aja Paculba	2008
3.	55	Cheyenne Coyle	2011
	55	Kirsti Merritt	2013
5.	52	Brittany Schutte	2010
6.	49	Sami Fagan	2012
7.	43	Mandy Schuerman	2002
	43	Kasey Fagan	2011
9.	40	Kim Waleszon	2006
	40	Nicole DeWitt	2015

Runs Batted In

1.	60	Cheyenne Coyle	2011
2.	59	Brittany Schutte	2010
3.	52	Lauren Haeger	2012
4.	43	Kristin Sandler	1997
5.	41	Megan Bush	2008
6.	38	Taylor Schwarz	2013
7.	37	Aja Paculba	2008
8.	36	Kayli Kvistad	2015
9.	34	Lindsey Cameron	2003
10.	33	Tiffany DeFelice	2008

Doubles

1.	15	Jennifer Mossadeghi	2000
2.	14	Mandy Schuerman	2002
3.	12	Melissa Zick	2004
	12	Aja Paculba	2008
5.	11	Lindsey Cameron	2003
	11	Lauren Roussell	2004
7.	10	Kristin Sandler	1997
	10	Ashley Boone	1998
	10	Brittany Schutte	2010
	10	Lauren Haeger	2012
	10	Nicole DeWitt	2015

Triples

1.	10	Kelsey Stewart	2013
2.	5	Sami Fagan	2012
3.	4	Kirsti Merritt	2013
4.	3	Kristin Sandler	1997
	3	Kim Waleszon	2006
6.	2	Lora Pinkerton	1997
	2	Lindsey Cameron	2003
	2	Brittany Schutte	2010
	2	Taylor Schwarz	2013
	2	Chelsea Herndon	2014

Home Runs

1.	19	Brittany Schutte	2010
2.	17	Cheyenne Coyle	2011
3.	14	Lauren Haeger	2012
4.	13	Megan Bush	2008
5.	10	Lindsey Cameron	2003
6.	9	Taylor Schwarz	2012
7.	7	Tiffany DeFelice	2008
8.	6	Kristin Sandler	1997
	6	Mandy Schuerman	2002
	6	Francesca Enea	2007
	6	Kelsey Horton	2010
	6	Bailey Castro	2012
	6	Kirsti Merritt	2013
	6	Kayli Kvistad	2015

Slugging Percentage (min 100 AB)

1.	.780	Brittany Schutte	2010
2.	.631	Lauren Haeger	2012
3.	.630	Cheyenne Coyle	2011
4.	.571	Lindsey Cameron	2003
5.	.538	Kelsey Stewart	2013
6.	.504	Tiffany DeFelice	2008
7.	.503	Kristin Sandler	1997
8.	.500	Megan Bush	2008
9.	.497	Kirsti Merritt	2013
10.	.487	Taylor Schwarz	2013

Walks

1.	43	Mandy Schuerman	2002
	43	Cheyenne Coyle	2011
3.	39	Aja Paculba	2008
	39	Kirsti Merritt	2013
5.	37	Lauren Haeger	2012
6.	35	Lauren Roussell	2004
	35	Brittany Schutte	2010
8.	33	Tiffany DeFelice	2008
9.	30	Kasey Fagan	2011
10.	29	Kelsey Stewart	2013

Strikeouts

1.	65	Jackie Griffin	1999
2.	53	Mandy Schuerman	2002
3.	48	Megan Bush	2008
4.	46	Brooke Johnson	2006
	46	Corrie Brooks	2007
	46	Cheyenne Coyle	2011
7.	43	Kasey Fagan	2011
8.	41	Taylor Schwarz	2013
9.	40	Trisha Ward	1997
10.	38	Lacy Howard	2004
	38	Kim Waleszon	2006

On-Base Percentage (min 100 AB)

1.	.471	Cheyenne Coyle	2011
2.	.462	Kirsti Merritt	2013
3.	.460	Nicole DeWitt	2015
4.	.457	Brittany Schutte	2010
5.	.446	Kelsey Stewart	2013
6.	.443	Tiffany DeFelice	2008
	.443	Lauren Haeger	2012
8.	.440	Sami Fagan	2012
9.	.437	Aja Paculba	2008
10.	.423	Mandy Schuerman	2002

Sacrifice Hits

1.	12	Jennifer Mossadeghi	2000
2.	10	Katie Medina	2012
3.	9	Nicole Kriepel	1997
	9	Kristen Butler	2003
	9	Corrie Brooks	2007
	9	Kirsti Merritt	2013
7.	8	Prissie Walden	2000
	8	Mylin Prieto	2001
	8	Lauren Roussell	2004
	8	Tiffany DeFelice	2008

Sacrifice Flies

1.	4	Lindsey Cameron	2003
	4	Megan Bush	2008
	4	Brittany Schutte	2010
4.	3	Lora Pinkerton	1997
	3	Mylin Prieto	2001
	3	Francesca Enea	2007
	3	Aja Paculba	2008
	3	Lauren Haeger	2012
	3	Janell Wheaton	2015
10.	2	Kortney Edge	1999
	2	Prissie Walden	2000
	2	Nikki Baldwin	2002
	2	Lauren Roussell	2004
	2	Tiffany DeFelice	2008
	2	Michelle Moultrie	2009
	2	Brittany Walker	2010
	2	Taylor Schwarz	2013
	2	Kelsey Stewart	2013

Stolen Bases

1.	36	Kelsey Stewart	2013
2.	21	Kirsti Merritt	2013
3.	20	Sami Fagan	2012
4.	19	Lora Pinkerton	1997
5.	18	Shelley Stevens	2004
6.	16	Aja Paculba	2008
	16	Kasey Fagan	2011
8.	15	Michelle Moultrie	2009
9.	14	Jackie Griffin	1999
	14	Jennifer Brown	2000
	14	Justine McLean	2014

FRESHMAN RECORDS



FIELDING

Putouts

1.	399	Taylor Schwarz	2013
2.	367	Ashley Boone	1998
3.	358	Melissa Zick	2004
4.	322	Kristen Butler	2003
5.	279	Emily Marino	1998
6.	223	Aubree Munro	2013
7.	218	Taylor Fuller	2013
8.	216	Christa Frey	1997
9.	200	Michelle Diaz	2004
10.	183	Brittany Schutte	2010

Assists

1.	157	Brooke Johnson	2006
2.	147	Aja Paculba	2008
3.	131	Jennifer Mossadeghi	2000
4.	126	Kelsey Stewart	2013
5.	119	Cheyenne Coyle	2011
6.	112	Megan Bush	2008
7.	108	Katie Medina	2012
8.	105	Lauren Roussell	2004
	105	Kasey Fagan	2011
10.	96	Amanda Moore	2001

Errors

1.	30	Jennifer Mossadeghi	2000
2.	19	Lora Pinkerton	1997
3.	17	Brooke Johnson	2006
4.	16	Nicole Kreipl	1997
5.	15	Megan Bush	2008
6.	14	Lauren Roussell	2004
7.	13	Cheyenne Coyle	2011
8.	10	Jenilee Garner	2001
	10	Brittany Walker	2010
10.	9	Jennifer Cordero	1997
	9	Aja Paculba	2008

Fielding Percentage (min. 50 chances)

1.	1.000	Nicole DeWitt	2015
	1.000	Kayli Kvistad	2015
3.	.997	Emily Marino	1998
4.	.996	Aubree Munro	2013
5.	.995	Melissa Zick	2004
	.995	Taylor Schwarz	2013
7.	.991	Michelle Diaz	2004
	.991	Taylor Fuller	2013
9.	.990	Amanda Moore	2001
	.990	Janell Wheaton	2015

PITCHING

Earned Run Average (min 50 IP)

1.	1.40	Stephanie Brombacher	2008
2.	1.72	Lindsay Littlejohn	2006
3.	1.75	Amanda Moore	2001
4.	1.85	Lauren Haeger	2012
5.	1.92	Hannah Rogers	2011
6.	1.98	Nicole Michael	2000
7.	2.01	Aleshia Ocasio	2015
8.	2.11	Stacy Nelson	2006
9.	2.28	Stacey Stevens	2004
10.	2.40	Amanda Knowles	2002

Losses

1.	12	Stacey Nelson	2006
2.	11	Stacey Stevens	2004
3.	10	Amanda Moore	2001
	10	Amanda Knowles	2002
5.	9	Mandy Schuerman	2002
6.	8	Hannah Rogers	2011
7.	7	Danielle Wilson	1997
8.	6	Renise Landry	1998
9.	5	Lauren Haeger	2012
10.	4	Beth Dieter	1997
	4	Lindsay Littlejohn	2006

Wins

1.	36	Hannah Rogers	2011
2.	20	Stephanie Brombacher	2008
3.	18	Aleshia Ocasio	2015
4.	15	Lauren Haeger	2012
	15	Delanie Gourley	2014
6.	14	Amanda Moore	2001
	14	Stacey Stevens	2004
8.	13	Stacey Nelson	2006
	13	Ensley Gammel	2010
10.	12	Amanda Knowles	2002

Appearances

1.	55	Hannah Rogers	2011
2.	40	Amanda Moore	2001
3.	37	Stacey Nelson	2006
4.	34	Stacey Stevens	2004
5.	32	Mandy Schuerman	2002
6.	30	Amanda Knowles	2002
	30	Stephanie Brombacher	2008
	30	Aleshia Ocasio	2015
9.	28	Ensley Gammel	2010
10.	27	Brittani Houghton	2002
	27	Lauren Haeger	2012
	27	Delanie Gourley	2014

Games Started

1.	36	Hannah Rogers	2011
2.	29	Stacey Stevens	2004
3.	24	Stephanie Brombacher	2008
4.	23	Amanda Knowles	2002
	23	Stacey Nelson	2006
6.	20	Aleshia Ocasio	2015
7.	19	Lauren Haeger	2012
8.	18	Ensley Gammel	2010
	18	Delanie Gourley	2014
10.	14	Amanda Moore	2001
	14	Renise Landry	2001
	14	Beth Dieter	1997
	14	Mandy Schuerman	2002

Complete Games

1.	28	Hannah Rogers	2011
2.	18	Stacey Nelson	2006
3.	14	Amanda Moore	2001
4.	13	Stacey Stevens	2004
5.	11	Lauren Haeger	2012
6.	10	Stephanie Brombacher	2008
	10	Aleshia Ocasio	2015
8.	9	Delanie Gourley	2014
9.	8	Ensley Gammel	2010
10.	7	Lindsay Littlejohn	2006

Shutouts

1.	10	Hannah Rogers	2011
2.	6	Lauren Haeger	2012
3.	5	Stacey Nelson	2006
	5	Stephanie Brombacher	2008
	5	Delanie Gourley	2014
6.	4	Amanda Moore	2001
	4	Aleshia Ocasio	2015
8.	3	Stacey Stevens	2004
9.	2	Beth Dieter	1997
	2	Renise Landry	1998
	2	Nicole Michael	2000
	2	Amanda Knowles	2002
	2	Lindsay Littlejohn	2006

Saves

1.	5	Stacey Nelson	2006
2.	4	Ensley Gammel	2010
3.	3	Stephanie Brombacher	2008
	3	Hannah Rogers	2011
5.	2	Nicole Michael	2000
	2	Amanda Knowles	2002
	2	Brittani Houghton	2002
	2	Stacey Stevens	2004
	2	Lauren Haeger	2012
	2	Alyssa Bache	2012
	2	Delanie Gourley	2014
	2	Aleshia Ocasio	2015

Innings Pitched

1.	265.2	Hannah Rogers	2011
2.	204.0	Amanda Moore	2001
3.	176.1	Stacey Nelson	2006
4.	174.2	Stacey Stevens	2004
5.	140.0	Stephanie Brombacher	2008
6.	136.0	Aleshia Ocasio	2015
7.	124.2	Lauren Haeger	2012
8.	113.2	Amanda Knowles	2002
9.	111.2	Ensley Gammel	2010
10.	108.0	Beth Dieter	1997

Earned Runs

1.	73	Hannah Rogers	2011
2.	57	Stacey Stevens	2004
3.	56	Stacey Nelson	2006
4.	53	Mandy Schuerman	2002
5.	51	Amanda Moore	2001
6.	47	Beth Dieter	1997
7.	41	Delanie Gourley	2014
8.	39	Amanda Knowles	2002
	39	Ensley Gammel	2010
	39	Aleshia Ocasio	2015

Strikeouts

1.	221	Hannah Rogers	2011
2.	162	Stacey Stevens	2004
3.	155	Aleshia Ocasio	2015
4.	129	Lauren Haeger	2012
5.	127	Delanie Gourley	2014
6.	123	Stephanie Brombacher	2008
7.	121	Amanda Moore	2001
8.	105	Amanda Knowles	2002
	105	Stacey Nelson	2006
10.	82	Ensley Gammel	2010



FRESHMAN RECORDS

Walks

1.	74	Mandy Schuerman	2002
2.	70	Hannah Rogers	2011
3.	60	Lauren Haeger	2012
4.	59	Amanda Moore	2001
5.	54	Stacey Stevens	2004
6.	51	Amanda Knowles	2002
	51	Ensley Gammel	2010
8.	48	Renise Landry	1998
9.	47	Delanie Gourley	2014
10.	42	Stacey Nelson	2006

Wild Pitches

1.	17	Brittani Houghton	2002
2.	13	Stacey Nelson	2006
	13	Ensley Gammel	2010
4.	12	Mandy Schuerman	2002
5.	11	Danielle Wilson	1997
	11	Amanda Knowles	2002
7.	10	Amanda Moore	2001
8.	9	Delanie Gourley	2014
9.	8	Renise Landry	1998
	8	Stacey Stevens	2004

Hit Batters

1.	18	Hannah Rogers	2011
2.	15	Amanda Moore	2001
3.	14	Stacey Stevens	2004
	14	Aleshia Ocasio	2015
5.	12	Stephanie Brombacher	2008
6.	10	Stacey Nelson	2006
	10	Ensley Gammel	2010
8.	8	Erin Schuppert	2010
9.	7	Lindsay Littlejohn	2006
10.	6	Renise Landry	1998
	6	Lauren Haeger	2012
	6	Delanie Gourley	2014

SOPHOMORE RECORDS



HITTING

Batting Average (min. 100 AB)

1.	.438	Kelsey Stewart	2014
2.	.389	Michelle Moultrie	2010
3.	.369	Kelsey Bruder	2009
4.	.368	Aja Paculba	2009
5.	.365	Kim Waleszon	2007
6.	.355	Ashley Boone	1999
7.	.336	Francesca Enea	2008
8.	.333	Melissa Zick	2005
9.	.327	Megan Bush	2009
10.	.327	Brittany Schutte	2011

At Bats

1.	233	Kelsey Stewart	2014
2.	230	Kim Waleszon	2007
3.	223	Francesca Enea	2008
4.	211	Kristin Sandler	1998
5.	210	Ali Gardiner	2007
6.	204	Aja Paculba	2009
7.	203	Ashley Boone	1999
8.	196	Nicole Kreipl	1998
9.	195	Kelsey Bruder	2009
10.	194	Jennifer Lutsi	1998

Runs

1.	69	Aja Paculba	2009
2.	68	Kelsey Stewart	2014
3.	66	Brittany Schutte	2011
4.	56	Kirsti Merritt	2014
5.	54	Kelsey Bruder	2009
6.	47	Michelle Moultrie	2010
7.	46	Melissa Zick	2005
	46	Kim Waleszon	2007
9.	44	Briana Little	2013
10.	43	Taylor Schwarz	2014

Hits

1.	102	Kelsey Stewart	2014
2.	88	Kim Waleszon	2007
3.	75	Francesca Enea	2008
	75	Aja Paculba	2009
5.	72	Ashley Boone	1999
	72	Kelsey Bruder	2009
	72	Michelle Moultrie	2010
8.	63	Ali Gardiner	2007
9.	62	Brittany Schutte	2011
10.	61	Lauren Haeger	2013

Doubles

1.	17	Kelsey Bruder	2009
2.	16	Melissa Zick	2005
3.	15	Ashley Boone	1999
	15	Kim Waleszon	2007
5.	14	Aubree Munro	2014
	14	Kelsey Stewart	2014
7.	13	Lauren Haeger	2013
8.	12	Kristin Sandler	1998
	12	Ali Gardiner	2007
	12	Corrie Brooks	2008
	12	Michelle Moultrie	2010

Triples

1.	6	Kelsey Stewart	2014
2.	5	Kristin Sandler	1998
	5	Kim Waleszon	2007
	5	Aja Paculba	2009
5.	3	Jenilee Garner	2002

6.	2	Jennifer Mossadeghi	2001
	2	Kristen Butler	2004
	2	Corrie Brooks	2008
	2	Michelle Moultrie	2010
	2	Briana Little	2013
	2	Kirsti Merritt	2014

Home Runs

1.	22	Brittany Schutte	2011
2.	18	Lauren Haeger	2013
3.	17	Francesca Enea	2008
4.	16	Kelsey Bruder	2009
	16	Megan Bush	2009
6.	13	Kirsti Merritt	2014
7.	11	Briana Little	2013
8.	10	Cheyenne Coyle	2012
	10	Taylor Fuller	2014
10.	9	Melissa Zick	2005
	9	Aja Paculba	2009

Runs Batted In

1.	70	Lauren Haeger	2013
2.	69	Brittany Schutte	2011
3.	68	Kelsey Bruder	2009
4.	64	Francesca Enea	2008
5.	52	Kirsti Merritt	2014
6.	46	Megan Bush	2009
7.	44	Melissa Zick	2005
8.	43	Ashley Boone	1999
9.	40	Ali Gardiner	2007
10.	40	Taylor Schwarz	2014

Slugging Percentage (min 100 AB)

1.	.726	Brittany Schutte	2011
2.	.713	Kelsey Bruder	2009
3.	.712	Megan Bush	2009
4.	.670	Lauren Haeger	2013
5.	.639	Kelsey Stewart	2014
6.	.614	Francesca Enea	2008
7.	.603	Aja Paculba	2009
8.	.585	Melissa Zick	2005
9.	.569	Briana Little	2013
10.	.567	Kirsti Merritt	2014

Walks

1.	49	Aja Paculba	2009
2.	48	Brittany Schutte	2011
3.	46	Lauren Haeger	2013
4.	38	Kirsti Merritt	2014
5.	35	Cheyenne Coyle	2012
6.	34	Taylor Schwarz	2014
7.	32	Mandy Schuerman	2003
	32	Megan Bush	2009
9.	31	Kelsey Bruder	2009
10.	30	Melissa Zick	2005

Strikeouts

1.	57	Brittany Schutte	2011
2.	42	Mandy Schuerman	2003
	42	Kelsey Horton	2011
4.	40	Breanne Berger	2001
	40	Kelsey Bruder	2009
6.	39	Briana Little	2013
7.	36	Shelley Stevens	2005
	35	Megan Bush	2009
9.	34	Cheyenne Coyle	2012
	34	Lauren Haeger	2013

On-Base Percentage (min. 100 AB)

1.	.494	Kelsey Stewart	2014
2.	.492	Aja Paculba	2009
3.	.464	Kelsey Bruder	2009
4.	.463	Brittany Schutte	2011
5.	.457	Lauren Haeger	2013
6.	.447	Megan Bush	2009
	.447	Michelle Moultrie	2010
8.	.444	Briana Little	2013
9.	.442	Melissa Zick	2005
10.	.438	Taylor Schwarz	2014

Sacrifice Hits

1.	15	Kathlyn Medina	2013
2.	12	Nicole Kreipl	1998
	12	Kirsti Merritt	2014
4.	10	Jennifer Lutsi	1998
	10	Andrea Zimbardi	2000
	10	Shelley Stevens	2005
	10	Corrie Brooks	2008
8.	9	Tiffany DeFlice	2009
9.	8	Megan Bush	2009
	8	Michelle Moultrie	2010

Sacrifice Flies

1.	6	Francesca Enea	2008
2.	5	Kelsey Bruder	2009
3.	3	Jennifer Mossadeghi	2001
	3	Kim Waleszon	2007
	3	Brittany Schutte	2011
	3	Lauren Haeger	2013
	3	Kelsey Stewart	2014
8.	2	Lora Pinkerton	1998
	2	Prissie Walden	2001
	2	Ashlie Goble	2003
	2	Lauren Roussell	2005
	2	Megan Bush	2009
	2	Briana Little	2013

Stolen Bases

1.	36	Kelsey Stewart	2014
2.	27	Aja Paculba	2009
3.	22	Tiffany Johnson	1997
4.	21	Kim Waleszon	2007
	21	Ashley Harris	2007
6.	17	Jackie Marchetta	2001
7.	16	Melissa Zick	2005
8.	15	Shelley Stevens	2005
	15	Brooke Johnson	2007
	15	Kirsti Merritt	2014

FIELDING

Putouts

1.	502	Ali Gardiner	2007
2.	455	Ashley Boone	1999
3.	418	Melissa Zick	2005
4.	402	Taylor Schwarz	2014
5.	320	Kristina Hilberth	2007
6.	282	Aubree Munro	2014
7.	226	Emily Marino	1999
8.	173	Andrea Zimbardi	2000
9.	159	Kristen Butler	2004
10.	151	Jenilee Garner	2002

Assists

1.	158	Corrie Brooks	2008
2.	150	Jackie Marchetta	2001
	150	Jennifer Mossadeghi	2001



SOPHOMORE RECORDS

4.	126	Kim Waleszonia	2007
5.	124	Lauren Roussell	2005
6.	117	Cheyenne Coyle	2012
7.	114	Prissie Walden	2001
	114	Kelsey Stewart	2014
9.	103	Nicole Kreipl	1998
10.	102	Aja Paculba	2009

Errors

1.	18	Nicole Kreipl	1998
	18	Jackie Marchetta	2001
3.	15	Corrie Brooks	2008
4.	13	Kristen Butler	2004
	13	Lauren Roussell	2005
6.	11	Jennifer Mossadeghi	2001
	11	Mylin Prieto	2002
	11	Katie Medina	2013
9.	10	Prissie Walden	2001
	10	Jenilee Garner	2002
	10	Megan Bush	2009

Fielding Percentage (min. 50 chances)

1.	1.000	Ashlie Goble	2003
	1.000	Tiffany DeFelice	2009
3.	.994	Kristina Hilberth	2007
	.994	Brittany Schutte	2011
5.	.993	Aubree Munro	2014
	.993	Taylor Schwarz	2014
7.	.992	Emily Marino	1999
8.	.991	Taylor Fuller	2014
9.	.989	Ali Gardiner	2007
10.	.987	Breanne Berger	2001
	.987	Lauren Haeger	2013

PITCHING

Earned Run Average (min. 50 IP)

1.	0.84	Stephanie Brombacher	2009
2.	0.88	Stacey Nelson	2007
3.	1.23	Hannah Rogers	2012
4.	1.29	Alyssa Bache	2013
5.	2.13	Delanie Gourley	2015
6.	2.19	Stacey Stevens	2005
7.	2.35	Lauren Haeger	2013
8.	2.67	Beth Dieter	1998
9.	2.89	Amanda Moore	2002
10.	3.08	Mandy Schuerman	2003

Wins

1.	34	Stacey Nelson	2007
2.	28	Hannah Rogers	2012
3.	24	Stacey Stevens	2005
4.	22	Stephanie Brombacher	2009
5.	16	Lauren Haeger	2013
6.	11	Amanda Moore	2002
7.	10	Delanie Gourley	2015
8.	9	Alyssa Bache	2013
9.	8	Beth Dieter	1998
10.	6	Renise Landry	1999

Losses

1.	14	Amanda Moore	2002
	14	Stacey Stevens	2005
3.	13	Stacey Nelson	2007
4.	8	Hannah Rogers	2012
5.	5	Renise Landry	1999
6.	4	Beth Dieter	1998
7.	3	Mandy Schuerman	2003

8.	2	Nicole Michael	2001
	2	Ensley Gammel	2011
	2	Lauren Haeger	2013
	2	Delanie Gourley	2015

Appearances

1.	55	Stacey Nelson	2007
2.	54	Stacey Stevens	2005
3.	48	Amanda Moore	2002
4.	44	Hannah Rogers	2012
5.	34	Stephanie Brombacher	2009
6.	29	Lauren Haeger	2013
7.	26	Delanie Gourley	2015
8.	24	Beth Dieter	1998
9.	18	Mandy Schuerman	2003
10.	17	Alyssa Bache	2013

Games Started

1.	40	Stacey Nelson	2007
2.	35	Hannah Rogers	2012
3.	32	Stacey Stevens	2005
4.	27	Stephanie Brombacher	2009
5.	25	Amanda Moore	2002
6.	19	Lauren Haeger	2013
7.	16	Beth Dieter	1998
8.	13	Renise Landry	1999
9.	12	Delanie Gourley	2015
10.	9	Alyssa Bache	2013

Complete Games

1.	35	Stacey Nelson	2007
2.	25	Hannay Rogers	2012
3.	18	Stacey Stevens	2005
	18	Stephanie Brombacher	2009
5.	10	Beth Dieter	1998
6.	9	Lauren Haeger	2013
7.	7	Renise Landry	1999
	7	Alyssa Bache	2013
9.	6	Amanda Moore	2002
10.	5	Delanie Gourley	2015

Shutouts

1.	18	Stephanie Brombacher	2009
2.	14	Stacey Nelson	2007
3.	8	Hannah Rogers	2012
4.	5	Stacey Stevens	2005
5.	4	Beth Dieter	1998
	4	Alyssa Bache	2013
7.	3	Renise Landry	1999
8.	2	Amanda Moore	2002
	2	Lauren Haeger	2013

Saves

1.	5	Stacey Nelson	2007
2.	4	Stacey Stevens	2005
	4	Hannah Rogers	2012
	4	Delanie Gourley	2015
5.	3	Renise Landry	1999
	3	Nicole Michael	2001
7.	2	Beth Dieter	1998
	2	Amanda Moore	2002
	2	Lauren Haeger	2013
10.	1	Stephanie Brombacher	2009
	1	Ensley Gammel	2011

Innings Pitched

1.	301.1	Stacey Nelson	2007
2.	252.0	Stacey Stevens	2005
3.	228.1	Hannah Rogers	2012

4.	174.1	Amanda Moore	2002
5.	128.1	Lauren Haeger	2013
6.	107.2	Beth Dieter	1998
7.	79.0	Delanie Gourley	2015
8.	64.1	Renise Landry	1999
9.	59.2	Alyssa Bache	2013
10.	50.0	Mandy Schuerman	2003

Earned Runs

1.	79	Stacey Stevens	2005
2.	72	Amanda Moore	2002
3.	43	Lauren Haeger	2013
4.	41	Beth Dieter	1998
5.	40	Hannah Rogers	2012
6.	38	Stacey Nelson	2007
7.	33	Renise Landry	1999
8.	28	Ensley Gammel	2011
9.	24	Delanie Gourley	2015
10.	22	Mandy Schuerman	2003

Walks

1.	80	Stacey Stevens	2005
2.	68	Stacey Nelson	2007
3.	65	Hannah Rogers	2012
4.	50	Amanda Moore	2002
5.	46	Lauren Haeger	2013
6.	34	Renise Landry	1999
7.	33	Mandy Schuerman	2003
8.	30	Beth Dieter	1998
9.	32	Delanie Gourley	2015
10.	29	Ensley Gammel	2011

Strikeouts

1.	273	Stacey Nelson	2006
2.	218	Stacey Stevens	2005
3.	202	Hannah Rogers	2012
4.	119	Lauren Haeger	2013
5.	105	Delanie Gourley	2015
6.	82	Amanda Moore	2002
7.	62	Beth Dieter	1998
8.	55	Alyssa Bache	2013
9.	42	Renise Landry	1999
10.	32	Mandy Schuerman	2003

Wild Pitches

1.	16	Stacey Stevens	2005
2.	15	Amanda Moore	2002
3.	9	Ensley Gammel	2011
4.	8	Delanie Gourley	2015
5.	7	Renise Landry	1999
	7	Hannah Rogers	2012
7.	5	Stacey Nelson	2007
	5	Lauren Haeger	2013
9.	4	Beth Dieter	1998
	4	Mandy Schuerman	2003

Hit Batters

1.	24	Stacey Nelson	2007
2.	21	Amanda Moore	2002
3.	18	Stacey Stevens	2005
4.	12	Delanie Gourley	2015
5.	9	Hannah Rogers	2012
	9	Lauren Haeger	2013
7.	7	Beth Dieter	1998
8.	3	Ensley Gammel	2011
	3	Alyssa Bache	2013
10.	2	Renise Landry	1999

JUNIOR RECORDS



HITTING

Batting Average (min 100 AB)

1.	.443	Michelle Moultrie	2011
2.	.435	Kelsey Stewart	2015
3.	.407	Ali Gardiner	2008
4.	.377	Lindsey Cameron	2005
5.	.367	Kelsey Bruder	2010
6.	.362	Megan Bush	2010
7.	.349	Kim Waleszon	2008
8.	.339	Francesca Enea	2009
9.	.333	Emily Marino	2000
10.	.332	Stephanie Tofft	2013

At Bats

1.	249	Kim Waleszon	2008
2.	232	Kelsey Stewart	2015
3.	228	Michelle Moultrie	2011
4.	216	Ashley Boone	2000
	216	Ali Gardiner	2008
6.	212	Amy Criswell	1997
7.	209	Lora Pinkerton	1999
8.	204	Emily Marino	2000
9.	199	Lauren Haeger	2014
10.	197	Nicole Kreipl	1999

Hits

1.	101	Michelle Moultrie	2011
	101	Kelsey Stewart	2015
3.	88	Ali Gardiner	2008
4.	87	Kim Waleszon	2008
5.	68	Emily Marino	2000
6.	66	Kelsey Bruder	2010
7.	65	Lora Pinkerton	1999
	65	Stephanie Tofft	2013
9.	64	Amy Criswell	1997
	64	Ashley Boone	2000

Runs

1.	75	Michelle Moultrie	2011
2.	71	Kelsey Stewart	2015
3.	62	Kim Waleszon	2008
4.	58	Aja Paculba	2010
5.	48	Kelsey Bruder	2010
	48	Kirsti Merritt	2015
7.	45	Emily Marino	2000
8.	43	Stephanie Tofft	2013
	43	Lauren Haeger	2014
10.	40	Taylor Fuller	2015

Doubles

1.	19	Kelsey Stewart	2015
2.	18	Ali Gardiner	2008
	18	Stephanie Tofft	2013
4.	17	Emily Marino	2000
	17	Kelsey Bruder	2010
	17	Michelle Moultrie	2011
7.	14	Ashley Boone	2000
	14	Megan Bush	2010
9.	13	Jennifer Lutsi	1999
	13	Lora Pinkerton	1999
	13	Jennifer Mossadeghi	2002

Triples

1.	11	Kelsey Stewart	2015
2.	5	Kim Waleszon	2008
	5	Michelle Moultrie	2011
4.	4	Mylin Prieto	2003
	4	Aja Paculba	2010
6.	3	Jenilee Garner	2003
	3	Ali Gardiner	2008
8.	2	Amy Criswell	1997
	2	Lora Pinkerton	1999
	2	Ashley Boone	2000
	2	Emily Marino	2000
	2	Jackie Marchetta	2002
	2	Jenny Gladding	2003
	2	Mandy Schuerman	2004
	2	Stacie Pestrak	2005
	2	Lacy Howard	2006
	2	Stephanie Tofft	2013

Home Runs

1.	20	Lauren Haeger	2014
2.	18	Francesca Enea	2009
3.	16	Kelsey Bruder	2010
4.	15	Emily Marino	2000
	15	Megan Bush	2010
6.	14	Taylor Fuller	2015
7.	13	Lindsey Cameron	2005
	13	Kelsey Horton	2012
9.	12	Jenny Gladding	2003
10.	11	Corrie Brooks	2009

Runs Batted In

1.	71	Francesca Enea	2009
2.	67	Lauren Haeger	2014
3.	60	Emily Marino	2000
4.	56	Ali Gardiner	2008
	56	Taylor Fuller	2015
6.	53	Stephanie Tofft	2013
7.	51	Corrie Brooks	2009
8.	50	Megan Bush	2010
9.	49	Kelsey Bruder	2010
10.	47	Kirsti Merritt	2015

Slugging Percentage (min. 100 AB)

1.	.736	Megan Bush	2010
2.	.728	Kelsey Bruder	2010
3.	.713	Francesca Enea	2009
4.	.671	Lindsey Cameron	2005
5.	.657	Emily Marino	2000
6.	.648	Lauren Haeger	2014
7.	.645	Kelsey Horton	2012
8.	.640	Michelle Moultrie	2011
9.	.638	Kelsey Stewart	2015
10.	.628	Tiffany DeFelice	2010

Walks

1.	48	Francesca Enea	2009
2.	47	Emily Marino	2000
3.	44	Bailey Castro	2014
4.	43	Lauren Haeger	2014
5.	42	Ali Gardiner	2008
6.	41	Aja Paculba	2010
7.	39	Stephanie Tofft	2013
8.	34	Lauren Roussell	2006
	34	Michelle Moultrie	2011

10.	29	Melissa Zick	2006
-----	----	--------------	------

Strikeouts

1.	52	Taylor Fuller	2015
2.	49	Lacy Howard	2006
3.	46	Breanne Berger	2002
4.	43	Corrie Brooks	2009
5.	37	Mary Ratliff	2007
	37	Stephanie Tofft	2013
7.	36	Lora Pinkerton	1999
	36	Prissie Walden	2002
9.	35	Mandy Schuerman	2004
10.	34	Kristina Hilberth	2008

On-Base Percentage (min. 100 AB)

1.	.519	Michelle Moultrie	2011
2.	.514	Bailey Castro	2014
3.	.508	Ali Gardiner	2008
4.	.498	Kirsti Merritt	2015
5.	.494	Francesca Enea	2009
6.	.487	Kelsey Stewart	2015
7.	.477	Briana Little	2014
8.	.459	Stephanie Tofft	2013
9.	.455	Emily Marino	2000
10.	.452	Kelsey Horton	2012

Sacrifice Hits

1.	13	Stacie Pestrak	2005
	13	Kathlyn Medina	2014
3.	10	Jackie Marchetta	2002
	10	Kim Waleszon	2008
	10	Kirsti Merritt	2015
	10	Aubree Munro	2015
7.	9	Bobbie Molyneux	1997
	9	Mylin Prieto	2003
	9	Kristina Hilberth	2008
10.	8	Lacy Howard	2006

Sacrifice Flies

1.	6	Megan Bush	2010
	6	Kirsti Merritt	2015
3.	5	Aja Paculba	2010
4.	4	Corrie Brooks	2009
5.	3	Jennifer Lutsi	1999
	3	Kristen Butler	2005
	3	Kim Waleszon	2008
	3	Taylor Fuller	2015
	3	Kelsey Stewart	2015
10.	2	Ashley Boone	2000
	2	Emily Marino	2000
	2	Andrea Zimbardi	2002
	2	Breanne Berger	2002
	2	Francesca Enea	2009
	2	Ensley Gammel	2012
	2	Lauren Haeger	2014

Stolen Bases

1.	31	Michelle Moultrie	2011
2.	26	Kelsey Stewart	2015
3.	24	Kim Waleszon	2008
4.	23	Kirsti Merritt	2015
5.	19	Stacie Pestrak	2005
6.	18	Jackie Marchetta	2002
7.	15	Aja Paculba	2010
8.	14	Kristina Hilberth	2008



JUNIOR RECORDS

9.	13	Amy Criswell	1997
10.	12	Lindsey Cameron	2005
	12	Kelsey Bruder	2010

FIELDING

Putouts

1.	529	Ali Gardiner	2008
2.	461	Emily Marino	2000
3.	458	Kristina Hilberth	2008
4.	455	Melissa Zick	2006
5.	417	Prissie Walden	2002
6.	361	Kristen Butler	2005
7.	358	Bobbie Molyneux	1997
8.	354	Aubree Munro	2015
9.	288	Ashley Boone	2000
10.	286	Kelsey Horton	2012

Assists

1.	151	Jackie Marchetta	2002
2.	141	Nicole Kreipl	1999
3.	133	Stephanie Tofft	2013
4.	131	Jennifer Mossadeghi	2002
5.	129	Jennifer Cordero	1999
6.	121	Lora Pinkerton	1999
7.	112	Corrie Brooks	2009
8.	101	Lauren Roussell	2006
9.	98	Mylin Prieto	2003
10.	95	Aja Paculba	2010

Errors

1.	23	Jackie Marchetta	2002
2.	21	Lora Pinkerton	1999
3.	19	Nicole Kreipl	1999
4.	13	Jennifer Cordero	1999
	13	Stacie Pestrak	2005
6.	12	Jennifer Mossadeghi	2002
7.	10	Lauren Roussell	2006
	10	Megan Bush	2010
9.	9	Ashley Boone	2000
10.	8	Prissie Walden	2002
	8	Lindsay Norfleet	2005
	8	Taylor Fuller	2015

Fielding Percentage (min. 50 chances)

1.	1.000	Tiffany DeFelice	2010
	1.000	Aubree Munro	2015
3.	.993	Ashlie Goble	2004
4.	.992	Kristina Hilberth	2008
5.	.991	Jamie Hirschman	1998
	.991	Taylor Schwarz	2015
7.	.989	Ali Gardiner	2008
	.989	Michelle Moultrie	2011
9.	.987	Bobbie Molyneux	1997
	.987	Kelsey Horton	2012
	.987	Kirsti Merritt	2015

PITCHING

Earned Run Average (min. 50 IP)

1.	0.75	Stacey Nelson	2008
2.	1.41	Chelsey Sakizzie	1997
3.	1.46	Jenny Gladding	2003
4.	1.71	Hannah Rogers	2013
5.	1.79	Lauren Haeger	2014
6.	1.84	Renise Landry	2000
7.	1.97	Amanda Moore	2003

8.	2.01	Stephanie Brombacher	2010
9.	2.40	Stacey Stevens	2006
10.	2.67	Beth Dieter	1999

Wins

1.	47	Stacey Nelson	2008
2.	35	Stephanie Brombacher	2010
3.	33	Hannah Rogers	2013
4.	30	Chelsey Sakizzie	1997
5.	23	Jenny Gladding	2003
6.	21	Beth Dieter	1999
	21	Renise Landry	2000
8.	20	Stacey Stevens	2006
9.	13	Amanda Moore	2003
10.	10	Lauren Haeger	2014

Losses

1.	19	Beth Dieter	1999
2.	14	Chelsey Sakizzie	1997
	14	Jenny Gladding	2003
4.	11	Renise Landry	1997
5.	9	Stacey Stevens	2006
6.	8	Stephanie Brombacher	2010
7.	7	Amanda Moore	2003
	7	Hannah Rogers	2013
9.	5	Kim Hunter	1999
	5	Stacey Nelson	2008

Appearances

1.	59	Stacey Nelson	2008
2.	49	Chelsey Sakizzie	1997
	49	Hannah Rogers	2013
4.	47	Stephanie Brombacher	2010
5.	44	Beth Dieter	1999
	44	Jenny Gladding	2003
7.	37	Renise Landry	2000
	37	Stacey Stevens	2006
9.	35	Amanda Moore	2003
10.	24	Lauren Haeger	2014

Games Started

1.	49	Stacey Nelson	2008
2.	40	Chelsey Sakizzie	1997
	40	Stephanie Brombacher	2010
4.	39	Jenny Gladding	2003
	39	Hannah Rogers	2013
6.	38	Beth Dieter	1999
7.	34	Stacey Stevens	2006
8.	31	Renise Landry	2000
9.	13	Lauren Haeger	2014
10.	12	Kim Hunter	1999

Complete Games

1.	43	Stacey Nelson	2008
2.	34	Chelsey Sakizzie	1997
3.	30	Beth Dieter	1999
4.	28	Hannah Rogers	2013
5.	25	Jenny Gladding	2003
6.	23	Stephanie Brombacher	2010
7.	19	Renise Landry	2000
8.	17	Stacey Stevens	2006
9.	7	Lauren Haeger	2014
10.	4	Amanda Moore	2003
	4	Kim Hunter	1999

Shutouts

1.	18	Stacey Nelson	2008
2.	12	Stephanie Brombacher	2010
3.	11	Hannah Rogers	2013
4.	9	Jenny Gladding	2003
5.	8	Chelsey Sakizzie	1997
	8	Renise Landry	2000
7.	7	Beth Dieter	1999
8.	3	Stacey Stevens	2006
	3	Lauren Haeger	2014
10.	1	Amanda Moore	2003

Saves

1.	5	Stacey Nelson	2008
	5	Hannah Rogers	2013
3.	3	Chelsey Sakizzie	1997
	3	Amanda Knowles	2004
5.	2	Beth Dieter	1999
	2	Renise Landry	2000
	2	Jenny Gladding	2003
8.	1	Amanda Moore	2003
	1	Stephanie Brombacher	2010
	1	Lauren Haeger	2014

Innings Pitched

1.	352.1	Stacey Nelson	2008
2.	282.0	Chelsey Sakizzie	1997
3.	270.2	Hannah Rogers	2013
4.	257.1	Beth Dieter	1999
5.	254.2	Jenny Gladding	2003
6.	226.1	Stephanie Brombacher	2010
7.	201.1	Renise Landry	2000
8.	189.1	Stacey Stevens	2006
9.	117.1	Amanda Moore	2003
10.	98.0	Lauren Haeger	2014

Earned Runs

1.	98	Beth Dieter	1999
2.	66	Hannah Rogers	2013
3.	65	Stacey Stevens	2006
	65	Stephanie Brombacher	2010
5.	57	Chelsey Sakizzie	1997
6.	53	Renise Landry	2000
	53	Jenny Gladding	2003
7.	38	Stacey Nelson	2008
8.	34	Kim Hunter	1999
10.	33	Amanda Moore	2003

Walks

1.	116	Stacey Nelson	2008
2.	95	Hannah Rogers	2013
3.	88	Jenny Gladding	2003
4.	81	Stephanie Brombacher	2010
5.	71	Stacey Stevens	2006
6.	69	Renise Landry	2000
7.	60	Beth Dieter	1999
8.	37	Chelsey Sakizzie	1997
	37	Amanda Moore	2003
10.	20	Lauren Haeger	2014

Strikeouts

1.	363	Stacey Nelson	2008
2.	285	Jenny Gladding	2003
3.	267	Chelsey Sakizzie	1997



4.	243	Hannah Rogers	2013
5.	237	Stephanie Brombacher	2010
6.	200	Renise Landry	2000
7.	114	Stacey Stevens	2006
8.	106	Beth Dieter	1999
9.	84	Amanda Moore	2003
10.	69	Lauren Haeger	2014

Wild Pitches

1.	15	Stacey Nelson	2008
2.	13	Renise Landry	2000
3.	10	Stacey Stevens	2006
4.	9	Hannah Rogers	2013
5.	6	Chelsey Sakizzie	1997
6.	5	Beth Dieter	1999
	5	Amanda Moore	2003
8.	3	Kim Hunter	1999
	3	Jenny Gladding	2003
	3	Stephanie Brombacher	2010

Hit Batters

1.	28	Stacey Nelson	2008
2.	23	Stephanie Brombacher	2010
3.	17	Hannah Rogers	2013
4.	13	Jenny Gladding	2003
5.	8	Beth Dieter	1999
	8	Lauren Haeger	2014
7.	7	Amanda Moore	2003
8.	6	Chelsey Sakizzie	1998
	6	Renise Landry	2000
	6	Stacey Stevens	2006



SENIOR RECORDS

HITTING

Batting Average (min. 100 AB)

1.	.387	Kelsey Bruder	2011
2.	.386	Michelle Moultrie	2013
3.	.386	Kristina Hilberth	2009
4.	.356	Stephanie Tofft	2014
5.	.348	Lauren Haeger	2015
6.	.338	Aja Paculba	2011
7.	.333	Amy Criswell	1998
	.333	Megan Bush	2011
9.	.328	Ashley Boone	2001
10.	.315	Stacie Pestrak	2006

At Bats

1.	243	Lora Pinkerton	2000
2.	225	Aja Paculba	2011
3.	220	Lindsey Cameron	2006
4.	213	Mary Ratliff	2008
5.	208	Jennifer Lutsi	2000
6.	207	Nicole Kreipl	2000
7.	200	Ali Gardiner	2009
8.	199	Melissa Zick	2007
	199	Kelsey Bruder	2011
10.	196	Jackie Marchetta	2003

Runs

1.	79	Kelsey Bruder	2011
2.	65	Aja Paculba	2011
3.	60	Michelle Moultrie	2012
4.	54	Stephanie Tofft	2014
5.	50	Lauren Haeger	2015
6.	49	Jennifer Lutsi	2000
7.	48	Lora Pinkerton	2000
	48	Francesca Enea	2010
9.	42	Bailey Castro	2015
10.	41	Mary Ratliff	2008

Hits

1.	77	Kelsey Bruder	2011
2.	76	Lora Pinkerton	2000
	76	Aja Paculba	2011
4.	71	Michelle Moultrie	2012
5.	68	Stephanie Tofft	2014
6.	66	Kristina Hilberth	2009
7.	65	Amy Criswell	1998
	65	Lindsey Cameron	2006
	65	Megan Bush	2011
	65	Lauren Haeger	2015

Doubles

1.	20	Ashley Boone	2001
2.	15	Jennifer Lutsi	2000
	15	Mary Ratliff	2008
4.	14	Lindsey Cameron	2006
	14	Kelsey Bruder	2011
6.	13	Aja Paculba	2011
7.	12	Lora Pinkerton	2000
	12	Lauren Roussell	2007
	12	Stephanie Tofft	2014
10.	11	Ali Gardiner	2009
	11	Kelsey Horton	2013

Triples

1.	4	Michelle Moultrie	2012
2.	3	Lora Pinkerton	2000
	3	Jackie Marchetta	2003
	3	Melissa Zick	2007
5.	2	Stacie Pestrak	2006
	2	Kelsey Bruder	2011
7.	1	Katy Berger	2002
	1	Jennifer Mossadeghi	2003
	1	Jenilee Garner	2004
	1	Jenny Gladding	2004
	1	Kristen Butler	2006
	1	Lindsay Norfleet	2006

1	Mary Ratliff	2008
1	Kristina Hilberth	2009
1	Ali Gardiner	2009
1	Kelsey Horton	2013

Home Runs

1.	21	Megan Bush	2011
2.	20	Francesca Enea	2010
3.	19	Kelsey Bruder	2011
	19	Lauren Haeger	2015
5.	17	Kristen Butler	2006
	17	Bailey Castro	2015
7.	16	Aja Paculba	2011
8.	12	Melissa Zick	2007
9.	11	Jennifer Lutsi	2000
	11	Stephanie Tofft	2014

Runs Batted In

1.	80	Megan Bush	2011
2.	71	Kelsey Bruder	2011
	71	Lauren Haeger	2015
4.	65	Francesca Enea	2010
	65	Stephanie Tofft	2014
6.	62	Aja Paculba	2011
7.	52	Kristen Butler	2006
8.	48	Mary Ratliff	2008
	48	Ali Gardiner	2009
10.	47	Lindsey Cameron	2006

Slugging Percentage (min. 100 AB)

1.	.764	Kelsey Bruder	2011
2.	.744	Francesca Enea	2010
3.	.707	Bailey Castro	2015
4.	.701	Lauren Haeger	2015
5.	.692	Megan Bush	2011
6.	.630	Michelle Moultrie	2012
7.	.614	Kristen Butler	2006
8.	.609	Aja Paculba	2011
9.	.592	Stephanie Tofft	2014
10.	.563	Melissa Zick	2007

Walks

1.	49	Lauren Haeger	2015
2.	48	Kelsey Bruder	2011
3.	46	Emily Marino	2001
4.	45	Bailey Castro	2015
5.	38	Ali Gardiner	2009
	38	Stephanie Tofft	2014
7.	37	Lauren Roussell	2007
	37	Kelsey Horton	2013
9.	36	Francesca Enea	2010
	36	Megan Bush	2011

Strikeouts

1.	55	Lacy Howard	2007
2.	50	Kelsey Horton	2013
3.	43	Mary Ratliff	2008
4.	42	Jennifer Lutsi	2000
5.	37	Katy Berger	2002
	37	Corrie Brooks	2010
7.	36	Amy Criswell	1998
	36	Ali Gardiner	2009
9.	35	Kristen Butler	2006
	35	Aja Paculba	2011

On-Base Percentage (min. 100 AB)

1.	.536	Bailey Castro	2015
2.	.510	Kelsey Bruder	2011
3.	.492	Lauren Haeger	2015
4.	.489	Michelle Moultrie	2012
5.	.478	Francesca Enea	2010
6.	.473	Stephanie Tofft	2014
7.	.430	Emily Marino	2001
8.	.426	Megan Bush	2011
9.	.421	Kristina Hilberth	2009
10.	.419	Aja Paculba	2011

Sacrifice Flies

1.	9	Megan Bush	2011
2.	5	Jennifer Mossadeghi	2003
3.	4	Kelsey Bruder	2011
	4.	Stephanie Tofft	2014
5.	3	Ashley Boone	2001
	3	Lindsey Cameron	2006
	3	Tiffany DeFelice	2011
8.	2	Jennifer Lutsi	2000
	2	Lora Pinkerton	2000
	2	Emily Marino	2001
	2	Katy Berger	2002
	2	Laura Templeton	2006
	2	Kristen Butler	2006
	2	Mary Ratliff	2008
	2	Corrie Brooks	2010
	2	Michelle Moultrie	2012
	2	Bailey Castro	2015

Sacrifice Hits

1.	21	Nicole Kreipl	2000
2.	19	Lauren Roussell	2007
3.	13	Tiffany DeFelice	2011
4.	12	Kelsey Horton	2013
5.	10	Kim Hagan	1998
6.	8	Jenilee Garner	2004
7.	7	Jennifer Cordero	2000
	7	Kristen Butler	2006
	7	Stephanie Tofft	2014
10.	6	Jamie Hirschman	1999
	6	Jackie Marchetta	2003
	6	Prissie Walden	2003
	6	Stacie Pestrak	2006

Stolen Bases

1.	24	Michelle Moultrie	2012
2.	23	Lora Pinkerton	2000
	23	Jackie Marchetta	2003
4.	20	Melissa Zick	2007
5.	19	Jennifer Lutsi	2000
	19	Jennifer Brown	2003
7.	15	Lauren Roussell	2007
8.	14	Jenilee Garner	2004
9.	12	Stacie Pestrak	2006
10.	10	Jamie Hirschman	1999
	10	Nicole Kreipl	2000
	10	Lindsey Cameron	2006
	10	Kristina Hilberth	2009

SENIOR RECORDS



FIELDING

Putouts

1.	528	Ashley Boone	2001
2.	469	Kristina Hilberth	2009
3.	435	Megan Bush	2011
4.	372	Prissie Walden	2003
5.	370	Ali Gardiner	2009
6.	299	Kristen Butler	2006
7.	262	Tiffany DeFelice	2011
8.	203	Emily Marino	2001
9.	147	Stacie Pestrak	2006
10.	134	Lauren Roussell	2007

Assists

1.	157	Lauren Roussell	2007
2.	148	Melissa Zick	2007
3.	146	Jackie Marchetta	2003
4.	135	Corrie Brooks	2010
5.	132	Jennifer Mossadeghi	2003
6.	127	Lora Pinkerton	2000
7.	118	Stacie Pestrak	2006
8.	107	Aja Paculba	2011
	107	Kathlyn Medina	2015
10.	95	Stephanie Tofft	2014

Errors

1.	20	Lora Pinkerton	2000
2.	16	Melissa Zick	2007
3.	13	Jennifer Mossadeghi	2003
4.	12	Prissie Walden	2003
	12	Stacie Pestrak	2006
6.	10	Amy Criswell	1998
	10	Stephanie Tofft	2014
8.	9	Lauren Roussell	2007
9.	7	Kim Hagan	1998
	7	Jackie Marchetta	2003
	7	Aja Paculba	2011
	7	Megan Bush	2011
	7	Kathlyn Medina	2015

Fielding Percentage (min. 50 chances)

1.	1.000	Michelle Moultrie	2012
2.	.995	Ashley Boone	2001
3.	.994	Kristina Hilberth	2009
4.	.993	Tiffany DeFelice	2011
5.	.992	Ali Gardiner	2009
6.	.986	Kristen Butler	2006
7.	.985	Megan Bush	2011
8.	.984	Bobbie Molyneux	1998
9.	.983	Nicole Kreipl	2000
10.	.980	Mary Ratliff	2008

PITCHING

Earned Run Average (min. 50 IP)

1.	0.61	Stacey Nelson	2009
2.	0.78	Jenny Gladding	2004
3.	0.88	Chelsey Sakizzie	1998
4.	1.23	Lauren Haeger	2015
5.	1.51	Steph Brombacher	2011
6.	1.60	Hannah Rogers	2014
7.	1.75	Beth Dieter	2000
8.	1.76	Amanda Moore	2004
9.	1.89	Mandy Schuerman	2005
10.	2.21	Stacey Stevens	2007

Wins

1.	41	Stacey Nelson	2009
2.	32	Lauren Haeger	2015
3.	30	Chelsey Sakizzie	1998
	30	Hannah Rogers	2014
5.	20	Beth Dieter	2000
	20	Steph Brombacher	2011
7.	19	Renise Landry	2001

8.	17	Jenny Gladding	2004
9.	16	Stacey Stevens	2007
10.	12	Mandy Schuerman	2005

Losses

1.	16	Beth Dieter	2000
	16	Renise Landry	2001
3.	12	Chelsey Sakizzie	1998
4.	8	Hannah Rogers	2014
5.	7	Mandy Schuerman	2005
	7	Stacey Stevens	2007
7.	5	Stacey Nelson	2009
8.	4	Jenny Gladding	2004
9.	3	Steph Brombacher	2011
10.	2	Amanda Moore	2004
	2	Amanda Knowles	2005
	2	Lauren Haeger	2015

Appearances

1.	50	Stacey Nelson	2009
2.	46	Chelsey Sakizzie	1998
3.	45	Beth Dieter	2000
	45	Renise Landry	2001
5.	43	Hannah Rogers	2014
6.	41	Lauren Haeger	2015
7.	36	Mandy Schuerman	2005
8.	34	Steph Brombacher	2011
9.	33	Stacey Stevens	2007
10.	25	Amanda Moore	2004

Games Started

1.	41	Stacey Nelson	2009
2.	39	Chelsey Sakizzie	1998
3.	37	Beth Dieter	2000
4.	36	Hannah Rogers	2014
5.	35	Lauren Haeger	2015
6.	32	Renise Landry	2001
7.	30	Steph Brombacher	2011
8.	29	Stacey Stevens	2007
9.	21	Jenny Gladding	2004
10.	20	Mandy Schuerman	2005

Complete Games

1.	37	Chelsey Sakizzie	1998
2.	34	Stacey Nelson	2009
3.	30	Beth Dieter	2000
4.	27	Hannah Rogers	2014
5.	25	Lauren Haeger	2015
6.	17	Jenny Gladding	2004
7.	13	Renise Landry	2001
8.	12	Stacey Stevens	2007
9.	9	Steph Brombacher	2011
10.	3	Amanda Moore	2004

Shutouts

1.	22	Stacey Nelson	2009
2.	19	Chelsey Sakizzie	1998
3.	12	Hannah Rogers	2014
	12	Lauren Haeger	2015
5.	10	Beth Dieter	2000
6.	7	Jenny Gladding	2004
	7	Steph Brombacher	2011
8.	6	Renise Landry	2001
9.	4	Stacey Stevens	2007
10.	2	Amanda Moore	2004

Saves

1.	3	Stacey Nelson	2009
2.	2	Chelsey Sakizzie	1998
	2	Amanda Knowles	2005
	2	Mandy Schuerman	2005
	2	Hannah Rogers	2014
6.	1	Jenny Gladding	2004
	1	Stacey Stevens	2007
	1	Steph Brombacher	2011

Innings Pitched

1.	287.0	Chelsey Sakizzie	1998
2.	285.1	Stacey Nelson	2009
3.	243.2	Beth Dieter	2000
4.	223.1	Hannah Rogers	2014
5.	222.1	Lauren Haeger	2015
6.	206.1	Renise Landry	2001
7.	174.1	Stacey Stevens	2007
8.	153.1	Jenny Gladding	2004
9.	153.0	Steph Brombacher	2011
10.	118.1	Mandy Schuerman	2005

Earned Runs

1.	71	Renise Landry	2001
2.	61	Beth Dieter	2000
3.	55	Stacey Stevens	2007
4.	51	Hannah Rogers	2014
5.	39.	Lauren Haeger	2015
6.	36	Chelsey Sakizzie	1998
7.	33	Steph Brombacher	2011
8.	32	Mandy Schuerman	2005
9.	25	Stacey Nelson	2009
10.	21	Amanda Knowles	2005

Walks

1.	110	Renise Landry	2001
2.	79	Beth Dieter	2000
3.	63	Hannah Rogers	2014
4.	52	Stacey Stevens	2007
	52	Stacey Nelson	2009
6.	43	Lauren Haeger	2015
7.	41	Mandy Schuerman	2005
8.	37	Steph Brombacher	2011
9.	35	Jenny Gladding	2004
10.	29	Chelsey Sakizzie	1998
	29	Amanda Knowles	2005

Strikeouts

1.	357	Stacey Nelson	2009
2.	279	Chelsey Sakizzie	1998
3.	217	Jenny Gladding	2004
4.	214	Lauren Haeger	2015
5.	167	Hannah Rogers	2014
6.	158	Beth Dieter	2000
7.	150	Renise Landry	2001
8.	133	Steph Brombacher	2011
9.	127	Stacey Stevens	2007
10.	96	Mandy Schuerman	2005

Wild Pitches

1.	21	Renise Landry	2001
2.	12	Stacey Nelson	2009
3.	10	Mandy Schuerman	2005
4.	8	Beth Dieter	2000
5.	6	Stacey Stevens	2007
6.	5	Amanda Knowles	2005
7.	2	Chelsey Sakizzie	1998
	2	Jenny Gladding	2004
9.	1	Amanda Moore	2004
	1	Hannah Rogers	2014
	1	Lauren Haeger	2015

Hit Batters

1.	20	Stacey Nelson	2009
2.	18	Beth Dieter	2000
3.	14	Renise Landry	2001
4.	12	Hannah Rogers	2014
5.	10	Lauren Haeger	2015
6.	8	Stacey Stevens	2007
7.	7	Amanda Knowles	2005
8.	6	Chelsey Sakizzie	1998
	6	Mandy Schuerman	2005
10.	4	Jenny Gladding	2004



YEAR-BY-YEAR LEADERS

HITTING

Batting Average

1997	Kristin Sandler	.313
1998	Amy Criswell	.333
1999	Ashley Boone	.355
2000	Emily Marino	.333
2001	Ashley Boone	.328
2002	Jackie Marchetta	.320
2003	Jenny Gladding	.318
2004	Kristen Butler	.296
2005	Lindsey Cameron	.377
2006	Stacie Pestrak	.315
2007	Kim Waleszonia	.365
2008	Ali Gardiner	.407
2009	Kristina Hilberth	.386
2010	Michelle Moultrie	.389
2011	Michelle Moultrie	.443
2012	Michelle Moultrie	.386
2013	Kelsey Stewart	.378
2014	Kelsey Stewart	.438
2015	Kelsey Stewart	.435

Slugging Percentage

1997	Kristin Sandler	.503
1998	Kristin Sandler	.389
1999	Ashley Boone	.547
2000	Emily Marino	.657
2001	Ashley Boone	.446
2002	Mandy Schuerman	.459
2003	Jenny Gladding	.662
2004	Kristen Butler	.447
2005	Lindsey Cameron	.671
2006	Kristen Butler	.614
2007	Melissa Zick	.554
2008	Ali Gardiner	.616
2009	Kelsey Bruder	.713
	Francesca Enea	.713
2010	Brittany Schutte	.780
2011	Kelsey Bruder	.764
2012	Kelsey Horton	.645
2013	Lauren Haeger	.670
2014	Lauren Haeger	.648
2015	Bailey Castro	.707

On-Base Percentage

1997	Kristin Sandler	.383
1998	Amy Criswell	.375
1999	Emily Marino	.413
2000	Emily Marino	.455
2001	Emily Marino	.430
2002	Mandy Schuerman	.423
2003	Jenny Gladding	.419
2004	Lauren Roussell	.388
2005	Melissa Zick	.442
2006	Kristen Butler	.409
2007	Kim Waleszonia	.420
2008	Ali Gardiner	.508
2009	Francesca Enea	.494
2010	Francesca Enea	.478
2011	Michelle Moultrie	.519
2012	Michelle Moultrie	.489
2013	Stephanie Toft	.459
2014	Bailey Castro	.514
2015	Bailey Castro	.536

At Bats

1997	Amy Criswell	212
1998	Kristin Sandler	211

1999	Lora Pinkerton	209
2000	Lora Pinkerton	241
2001	Ashley Boone	195
2002	Mandy Schuerman	194
2003	Jackie Marchetta	196
2004	Mylin Prieto	190
2005	Kristen Butler	174
2006	Kim Waleszonia	220
	Lindsey Cameron	220
2007	Kim Waleszonia	241
2008	Kim Waleszonia	249
2009	Aja Paculba	204
2010	Michelle Moultrie	185
2011	Michelle Moultrie	228
2012	Sami Fagan	188
2013	Kelsey Stewart	238
2014	Kelsey Stewart	233
2015	Kelsey Stewart	232

Runs

1997	Amy Criswell	32
1998	Kristin Sandler	41
1999	Ashley Boone	38
	Lora Pinkerton	38
2000	Jennifer Lutsi	49
2001	Jennifer Mossadeghi	34
2002	Mandy Schuerman	43
2003	Lindsey Cameron	35
2004	Mylin Prieto	25
2005	Melissa Zick	46
2006	Kim Waleszonia	40
2007	Kim Waleszonia	46
2008	Kim Waleszonia	62
2009	Aja Paculba	69
2010	Aja Paculba	58
2011	Kelsey Bruder	79
2012	Michelle Moultrie	60
2013	Kelsey Stewart	62
2014	Kelsey Stewart	68
2015	Kelsey Stewart	71

Hits

1997	Amy Criswell	64
1998	Amy Criswell	65
1999	Ashley Boone	72
2000	Lora Pinkerton	76
2001	Ashley Boone	64
2002	Mylin Prieto	56
2003	Mylin Prieto	58
2004	Melissa Zick	53
2005	Lindsey Cameron	63
2006	Kim Waleszonia	68
2007	Kim Waleszonia	88
2008	Ali Gardiner	88
2009	Aja Paculba	75
2010	Michelle Moultrie	72
2011	Michelle Moultrie	101
2012	Michelle Moultrie	71
	Sami Fagan	71
2013	Kelsey Stewart	90
2014	Kelsey Stewart	102
2015	Kelsey Stewart	101

RBI

1997	Kristin Sandler	43
1998	Kristin Sandler	29
1999	Ashley Boone	43
2000	Emily Marino	60

2001	Ashley Boone	33
2002	Katy Berger	23
	Jennifer Mossadeghi	23
	Mylin Prieto	23
2003	Lindsey Cameron	34
2004	Kristen Butler	26
2005	Lindsey Cameron	46
2006	Kristen Butler	52
2007	Ali Gardiner	40
	Melissa Zick	40
2008	Francesca Enea	64
2009	Francesca Enea	70
2010	Francesca Enea	65
2011	Megan Bush	80
2012	Lauren Haeger	52
2013	Lauren Haeger	70
2014	Lauren Haeger	67
2015	Lauren Haeger	71

Doubles

1997	Kristin Sandler	10
1998	Kristin Sandler	12
1999	Ashley Boone	15
2000	Emily Marino	17
2001	Ashley Boone	20
2002	Mandy Schuerman	14
2003	Mylin Prieto	12
	Jenny Gladding	12
2004	Melissa Zick	12
2005	Melissa Zick	16
2006	Lindsey Cameron	14
2007	Kim Waleszonia	15
2008	Ali Gardiner	18
2009	Kelsey Bruder	17
2010	Kelsey Bruder	17
2011	Michelle Moultrie	17
2012	Lauren Haeger	10
2013	Stephanie Toft	18
2014	Kelsey Stewart	14
	Aubree Munro	14
2015	Kelsey Stewart	19

Triples

1997	Kristin Sandler	3
1998	Kristin Sandler	5
1999	Lora Pinkerton	2
2000	Lora Pinkerton	3
2001	Jennifer Mossadeghi	2
2002	Janilee Garner	3
2003	Mylin Prieto	4
2004	Mandy Schuerman	2
2005	Stacie Pestrak	2
2006	Kim Waleszonia	3
2007	Kim Waleszonia	5
2008	Kim Waleszonia	5
2009	Aja Paculba	5
2010	Aja Paculba	4
2011	Michelle Moultrie	5
2012	Sami Fagan	5
2013	Kelsey Stewart	10
2014	Kelsey Stewart	6
2015	Kelsey Stewart	11

Home Runs

1997	Kristin Sandler	6
1998	Emily Marino	2
1999	Ashley Boone	8
2000	Emily Marino	15

YEAR-BY-YEAR LEADERS



2001	Jennifer Mossadeghi	4
2002	Breanne Berger	7
2003	Jenny Gladding	12
2004	Melissa Zick	5
2005	Lindsey Cameron	13
2006	Kristen Butler	17
2007	Melissa Zick	12
2008	Francesca Enea	17
2009	Francesca Enea	18
2010	Francesca Enea	20
2011	Brittany Schutte	22
2012	Lauren Haeger	14
2013	Lauren Haeger	18
2014	Lauren Haeger	20
2015	Lauren Haeger	19

Total Bases

1997	Kristin Sandler	90
1998	Kristin Sandler	82
1999	Ashley Boone	111
2000	Emily Marino	134
2001	Ashley Boone	87
2002	Mandy Schuerman	89
2003	Lindsey Cameron	101
2004	Melissa Zick	80
2005	Lindsey Cameron	112
2006	Kristen Butler	116
2007	Kim Waleszonia	122
2008	Francesca Enea	137
2009	Kelsey Bruder	139
2010	Kelsey Bruder	131
2011	Kelsey Bruder	152
2012	Michelle Moultrie	116
2013	Kelsey Stewart	128
	Lauren Haeger	128
2014	Kelsey Stewart	149
2015	Kelsey Stewart	148

Walks

1997	Kristin Sandler	18
1998	Emily Marino	19
1999	Emily Marino	26
2000	Emily Marino	47
2001	Emily Marino	46
2002	Mandy Schuerman	43
2003	Mandy Schuerman	32
2004	Lauren Roussell	35
2005	Melissa Zick	30
2006	Lauren Roussell	34
2007	Lauren Roussell	37
2008	Ali Gardiner	42
2009	Aja Paculba	49
2010	Aja Paculba	41
2011	Kelsey Bruder	48
	Brittany Schutte	48
2012	Lauren Haeger	37
2013	Lauren Haeger	46
2014	Bailey Castro	44
2015	Lauren Haeger	49

Hit By Pitch

1997	Kristin Sandler	3
1998	Kristin Sandler	5
1999	Lora Pinkerton	6
2000	Lora Pinkerton	5
2001	Jenilee Garner	3
2002	Mylin Prieto	6
2003	Jackie Marchetta	7

2004	Lauren Roussell	6
2005	Lauren Roussell	13
2006	Kristen Butler	11
	Melissa Zick	11
2007	Lauren Roussell	8
	Kim Waleszonia	8
2008	Francesca Enea	8
2009	Kelsey Bruder	8
2010	Francesca Enea	15
2011	Cheyenne Coyle	8
2012	Michelle Moultrie	11
2013	Briana Little	20
2014	Bailey Castro	13
	Taylor Schwarz	13
2015	Kirsti Merritt	35

Strikeouts

1997	Trisha Ward	40
1998	Amy Criswell	36
1999	Jackie Griffin	65
2000	Jennifer Lutsi	42
2001	Breanne Berger	40
2002	Mandy Schuerman	53
2003	Mandy Schuerman	42
2004	Lacy Howard	38
2005	Shelley Stevens	36
2006	Lacy Howard	49
2007	Lacy Howard	57
2008	Megan Bush	48
2009	Corrie Brooks	43
2010	Corrie Brooks	37
2011	Brittany Schutte	57
2012	Lauren Haeger	37
2013	Kelsey Horton	50
2014	Taylor Schwarz	31
2015	Taylor Fuller	52

Sacrifice Flies

1997	Lora Pinkerton	3
1998	Lora Pinkerton	2
1999	Jennifer Lutsi	3
2000	Ashley Boone	2
	Jennifer Lutsi	2
	Emily Marino	2
	Lora Pinkerton	2
	Prissie Walden	2
2001	Ashley Boone	3
	Jennifer Mossadeghi	3
	Mylin Prieto	3
2002	Nikki Baldwin	2
	Breanne Berger	2
	Katy Berger	2
	Andrea Zimbardi	2
2003	Jennifer Mossadeghi	5
2004	Lauren Roussell	2
2005	Kristen Butler	3
2006	Lindsey Cameron	3
2007	Kim Waleszonia	3
	Francesca Enea	3
2008	Francesca Enea	6
2009	Kelsey Bruder	5
2010	Megan Bush	6
2011	Megan Bush	9
2012	Lauren Haeger	3
	Brittany Schutte	3
2013	Lauren Haeger	3
2014	Stephanie Toft	4
2015	Kirsti Merritt	6

Sacrifice Hits

1997	Nicole Kreipl	9
	Bobbie Molyneux	9
1998	Nicole Kreipl	12
1999	Jamie Hirschman	6
	Nicole Kreipl	6
2000	Nicole Kreipl	21
2001	Mylin Prieto	8
2002	Jackie Marchetta	10
2003	Mylin Prieto	9
	Kristen Butler	9
2004	Lauren Roussell	8
	Jenilee Garner	8
2005	Stacie Pestrak	13
2006	Lacy Howard	8
	Kristen Butler	8
2007	Lauren Roussell	20
2008	Kim Waleszonia	10
	Corrie Brooks	10
2009	Tiffany DeFelice	9
2010	Michelle Moultrie	8
2011	Tiffany DeFelice	13
2012	Kathlyn Medina	10
2013	Kathlyn Medina	15
2014	Kathlyn Medina	13
2015	Kirsti Merritt	10
	Aubree Munro	10

Stolen Bases

1997	Tiffany Johnson	22
1998	Lora Pinkerton	11
1999	Jackie Griffin	14
2000	Lora Pinkerton	23
2001	Jackie Marchetta	17
2002	Jackie Marchetta	18
2003	Jackie Marchetta	23
2004	Shelley Stevens	18
2005	Stacie Pestrak	19
2006	Stacie Pestrak	12
	Kim Waleszonia	12
2007	Kim Waleszonia	24
2008	Kim Waleszonia	24
2009	Aja Paculba	27
2010	Aja Paculba	15
2011	Michelle Moultrie	31
2012	Michelle Moultrie	24
2013	Kelsey Stewart	36
2014	Kelsey Stewart	36
2015	Kelsey Stewart	26

PITCHING

ERA

1997	Chelsey Sakizzie	1.41
1998	Chelsey Sakizzie	0.88
1999	Beth Dieter	2.67
2000	Beth Dieter	1.75
2001	Amanda Moore	1.75
2002	Amanda Knowles	2.40
2003	Jenny Gladding	1.46
2004	Jenny Gladding	0.78
2005	Mandy Schuerman	1.89
2006	Lindsay Littlejohn	1.72
2007	Stacey Nelson	0.95
2008	Stacey Nelson	0.75
2009	Stacey Nelson	0.61
2010	Stephanie Brombacher	2.01
2011	Stephanie Brombacher	1.51



YEAR-BY-YEAR LEADERS

2012	Hannah Rogers	1.23
2013	Alyssa Bache	1.29
2014	Hannah Rogers	1.60
2015	Lauren Haeger	1.23

Opponent Batting Average

1997	Chelsey Sakizzie	.199
1998	Chelsey Sakizzie	.187
1999	Renise Landry	.252
2000	Renise Landry	.184
2001	Renise Landry	.214
2002	Amanda Knowles	.214
2003	Jenny Gladding	.190
2004	Jenny Gladding	.146
2005	Mandy Schuerman	.234
2006	Lindsay Littlejohn	.243
2007	Stacey Nelson	.184
2008	Stacey Nelson	.164
2009	Stacey Nelson	.161
	Stephanie Brombacher	.161
2010	Stephanie Brombacher	.217
2011	Stephanie Brombacher	.188
2012	Hannah Rogers	.186
2013	Alyssa Bache	.190
2014	Lauren Haeger	.190
2015	Lauren Haeger	.185

Innings Pitched

1997	Chelsey Sakizzie	282.0
1998	Chelsey Sakizzie	287.0
1999	Beth Dieter	257.1
2000	Beth Dieter	243.2
2001	Renise Landry	206.1
2002	Amanda Moore	174.2
2003	Jenny Gladding	254.2
2004	Stacey Stevens	174.2
2005	Stacey Stevens	252.0
2006	Stacey Stevens	189.1
2007	Stacey Nelson	318.0
2008	Stacey Nelson	352.1
2009	Stacey Nelson	285.1
2010	Stephanie Brombacher	226.1
2011	Hannah Rogers	265.2
2012	Hannah Rogers	228.1
2013	Hannah Rogers	270.2
2014	Hannah Rogers	223.1
2015	Lauren Haeger	222.1

Hits Allowed

1997	Chelsey Sakizzie	203
1998	Chelsey Sakizzie	195
1999	Beth Dieter	263
2000	Beth Dieter	200
2001	Amanda Moore	176
2002	Amanda Moore	181
2003	Jenny Gladding	170
2004	Stacey Stevens	154
2005	Stacey Stevens	239
2006	Stacey Stevens	191
2007	Stacey Nelson	205
2008	Stacey Nelson	200
2009	Stacey Nelson	162
2010	Stephanie Brombacher	181
2011	Hannah Rogers	205
2012	Hannah Rogers	151
2013	Hannah Rogers	192
2014	Hannah Rogers	158
2015	Lauren Haeger	145

Runs Allowed

1997	Chelsey Sakizzie	77
1998	Beth Dieter	50
1999	Beth Dieter	125
2000	Beth Dieter	81
2001	Renise Landry	92
2002	Amanda Moore	104
2003	Jenny Gladding	68
2004	Stacey Stevens	73
2005	Stacey Stevens	113
2006	Stacey Stevens	90
2007	Stacey Stevens	68
2008	Stacey Nelson	56
2009	Stacey Nelson	40
2010	Stephanie Brombacher	77
2011	Hannah Rogers	91
2012	Hannah Rogers	52
2013	Hannah Rogers	81
2014	Hannah Rogers	57
2015	Aleshia Ocasio	45

Earned Runs Allowed

1997	Chelsey Sakizzie	57
1998	Beth Dieter	41
1999	Beth Dieter	98
2000	Beth Dieter	61
2001	Renise Landry	71
2002	Amanda Moore	72
2003	Jenny Gladding	53
2004	Stacey Stevens	57
2005	Stacey Stevens	79
2006	Stacey Stevens	65
2007	Stacey Stevens	56
2008	Stacey Nelson	38
2009	Stacey Nelson	25
2010	Stephanie Brombacher	65
2011	Stephanie Brombacher	33
2012	Hannah Rogers	40
2013	Hannah Rogers	66
2014	Hannah Rogers	51
2015	Lauren Haeger	39
	Aleshia Ocasio	39

Walks

1997	Chelsey Sakizzie	37
1998	Renise Landry	48
1999	Beth Dieter	60
2000	Beth Dieter	79
2001	Renise Landry	110
2002	Mandy Schuerman	74
2003	Jenny Gladding	88
2004	Stacey Stevens	54
2005	Stacey Stevens	80
2006	Stacey Stevens	71
2007	Stacey Nelson	74
2008	Stacey Nelson	116
2009	Stacey Nelson	52
2010	Stephanie Brombacher	81
2011	Stephanie Brombacher	33
2012	Hannah Rogers	65
2013	Hannah Rogers	95
2014	Hannah Rogers	63
2015	Lauren Haeger	43

Strikeouts

1997	Chelsey Sakizzie	267
1998	Chelsey Sakizzie	270

1999	Beth Dieter	106
2000	Renise Landry	200
2001	Renise Landry	150
2002	Amanda Knowles	105
2003	Jenny Gladding	285
2004	Jenny Gladding	217
2005	Stacey Stevens	218
2006	Stacey Stevens	114
2007	Stacey Nelson	285
2008	Stacey Nelson	363
2009	Stacey Nelson	357
2010	Stephanie Brombacher	237
2011	Hannah Rogers	221
2012	Hannah Rogers	202
2013	Hannah Rogers	243
2014	Hannah Rogers	167
2015	Lauren Haeger	214

Wins

1997	Chelsey Sakizzie	30
1998	Chelsey Sakizzie	30
1999	Beth Dieter	21
2000	Renise Landry	21
2001	Renise Landry	19
2002	Amanda Knowles	12
2003	Jenny Gladding	23
2004	Jenny Gladding	17
2005	Stacey Stevens	24
2006	Stacey Stevens	20
2007	Stacey Nelson	34
2008	Stacey Nelson	47
2009	Stacey Nelson	41
2010	Stephanie Brombacher	35
2011	Hannah Rogers	36
2012	Hannah Rogers	28
2013	Hannah Rogers	33
2014	Hannah Rogers	30
2015	Lauren Haeger	32

Losses

1997	Chelsey Sakizzie	14
1998	Chelsey Sakizzie	12
1999	Beth Dieter	19
2000	Beth Dieter	16
2001	Renise Landry	16
2002	Amanda Moore	14
2003	Jenny Gladding	14
2004	Stacey Stevens	11
2005	Stacey Stevens	14
2006	Stacey Nelson	12
2007	Stacey Nelson	14
2008	Stacey Nelson	5
2009	Stacey Nelson	5
2010	Stephanie Brombacher	8
2011	Stephanie Brombacher	3
2012	Hannah Rogers	8
2013	Hannah Rogers	7
2014	Hannah Rogers	8
2015	Aleshia Ocasio	3

Saves

1997	Chelsey Sakizzie	3
1998	Chelsey Sakizzie	2
1999	Beth Dieter	2
2000	Nicole Michael	2
2001	Nicole Michael	3
2002	Amanda Moore	2
	Brittani Houghton	2

YEAR-BY-YEAR LEADERS



	Amanda Knowles	2
2003	Jenny Gladding	2
2004	Amanda Knowles	3
2005	Stacey Stevens	4
2006	Stacey Nelson	5
2007	Stacey Nelson	5
2008	Stacey Nelson	5
2009	Stacey Nelson	3
2010	Ensley Gammel	4
2011	Hannah Rogers	3
2012	Hannah Rogers	4
2013	Hannah Rogers	5
2014	Hannah Rogers	2
	Delanie Gourley	2
2015	Aleshia Ocasio	5

Appearances

1997	Chelsey Sakizzie	49
1998	Chelsey Sakizzie	46
1999	Beth Dieter	44
2000	Beth Dieter	45
2001	Amanda Moore	46
2002	Amanda Moore	48
2003	Jenny Gladding	44
2004	Stacey Stevens	34
2005	Stacey Stevens	54
2006	Stacey Nelson	39
2007	Stacey Nelson	58
2008	Stacey Nelson	59
2009	Stacey Nelson	50
2010	Stephanie Brombacher	47
2011	Hannah Rogers	55
2012	Hannah Rogers	44
2013	Hannah Rogers	49
2014	Hannah Rogers	43
2015	Lauren Haeger	41

Games Started

1997	Chelsey Sakizzie	40
1998	Chelsey Sakizzie	39
1999	Beth Dieter	38
2000	Beth Dieter	37
2001	Renise Landry	32
2002	Amanda Moore	25
2003	Jenny Gladding	39
2004	Stacey Stevens	29
2005	Stacey Stevens	32
2006	Stacey Stevens	34
2007	Stacey Nelson	42
2008	Stacey Nelson	49
2009	Stacey Nelson	41
2010	Stephanie Brombacher	40
2011	Hannah Rogers	36
2012	Hannah Rogers	35
2013	Hannah Rogers	39
2014	Hannah Rogers	36
2015	Lauren Haeger	35

Complete Games

1997	Chelsey Sakizzie	34
1998	Chelsey Sakizzie	37
1999	Beth Dieter	30
2000	Beth Dieter	30
2001	Amanda Moore	14
2002	Amanda Moore	6
2003	Jenny Gladding	25
2004	Jenny Gladding	17
2005	Stacey Stevens	18

2006	Stacey Nelson	19
2007	Stacey Nelson	37
2008	Stacey Nelson	43
2009	Stacey Nelson	34
2010	Stephanie Brombacher	23
2011	Hannah Rogers	28
2012	Hannah Rogers	25
2013	Hannah Rogers	28
2014	Hannah Rogers	27
2015	Lauren Haeger	25

Shutouts

1997	Chelsey Sakizzie	8
1998	Chelsey Sakizzie	19
1999	Beth Dieter	7
2000	Beth Dieter	10
2001	Renise Landry	6
2002	Amanda Knowles	3
2003	Jenny Gladding	9
2004	Jenny Gladding	7
2005	Stacey Stevens	5
2006	Stacey Nelson	6
2007	Stacey Nelson	14
2008	Stacey Nelson	18
2009	Stacey Nelson	22
2010	Stephanie Brombacher	12
2011	Hannah Rogers	10
2012	Hannah Rogers	8
2013	Hannah Rogers	11
2014	Hannah Rogers	12
2015	Lauren Haeger	12

Wild Pitches

1997	Danielle Wilson	11
1998	Renise Landry	8
1999	Renise Landry	7
2000	Renise Landry	13
2001	Renise Landry	21
2002	Brittani Houghton	17
2003	Amanda Moore	5
2004	Stacey Stevens	8
2005	Stacey Stevens	16
2006	Stacey Nelson	13
2007	Stacey Nelson	9
2008	Stacey Nelson	15
2009	Stacey Nelson	12
2010	Ensley Gammel	13
2011	Ensley Gammel	11
2012	Hannah Rogers	7
2013	Hannah Rogers	9
2014	Delanie Gourley	9
2015	Delanie Gourley	8

Hit Batters

1997	Chelsey Sakizzie	9
1998	Beth Dieter	7
1999	Beth Dieter	8
2000	Beth Dieter	18
2001	Amanda Moore	15
2002	Amanda Moore	21
2003	Jenny Gladding	13
2004	Stacey Stevens	14
2005	Stacey Stevens	18
2006	Stacey Nelson	10
2007	Stacey Nelson	25
2008	Stacey Nelson	28
2009	Stacey Nelson	20
2010	Stephanie Brombacher	23

2011	Hannah Rogers	18
2012	Hannah Rogers	9
2013	Hannah Rogers	17
2014	Hannah Rogers	12
2015	Aleshia Ocasio	14

FIELDING

Chances

1997	Bobbie Molyneux	396
1998	Ashley Boone	395
1999	Ashley Boone	481
2000	Emily Marino	495
2001	Ashley Boone	550
2002	Prissie Walden	458
2003	Prissie Walden	404
2004	Melissa Zick	378
2005	Melissa Zick	443
2006	Melissa Zick	463
2007	Ali Gardiner	546
2008	Ali Gardiner	563
2009	Kristina Hilbeth	495
2010	Megan Bush	271
2011	Megan Bush	459
2012	Kelsey Horton	307
2013	Taylor Schwarz	415
2014	Taylor Schwarz	424
2015	Aubree Munro	381

Putouts

1997	Bobbie Molyneux	358
1998	Ashley Boone	367
1999	Ashley Boone	455
2000	Emily Marino	461
2001	Ashley Boone	528
2002	Prissie Walden	417
2003	Prissie Walden	372
2004	Melissa Zick	358
2005	Melissa Zick	418
2006	Melissa Zick	455
2007	Ali Gardiner	520
2008	Ali Gardiner	529
2009	Kristina Hilberth	469
2010	Tiffany DeFelice	243
2011	Megan Bush	435
2012	Kelsey Horton	286
2013	Taylor Schwarz	399
2014	Taylor Schwarz	402
2015	Aubree Munro	354

Assists

1997	Nicole Kreipl	81
1998	Nicole Kreipl	103
1999	Nicole Kreipl	141
2000	Jennifer Mossadeghi	131
2001	Jackie Marchetta	150
2002	Jackie Marchetta	151
2003	Jackie Marchetta	146
2004	Lauren Roussell	105
2005	Lauren Roussell	124
2006	Brooke Johnson	157
2007	Lauren Roussell	163
2008	Corrie Brooks	158
2009	Corrie Brooks	112
2010	Aja Paculba	95
2011	Cheyenne Coyle	119
2012	Cheyenne Coyle	117
2013	Stephanie Toft	133
2014	Kelsey Stewart	114



YEAR-BY-YEAR LEADERS

2015	Kathlyn Medina	107	2013	Aubree Munro	9
			2014	Aubree Munro	10
			2015	Aubree Munro	10

Errors

1997	Lora Pinkerton	19
1998	Nicole Kreipl	18
1999	Lora Pinkerton	21
2000	Jennifer Mossadeghi	30
2001	Jackie Marchetta	18
2002	Jackie Marchetta	23
2003	Jennifer Mossadeghi	13
2004	Lauren Roussell	14
2005	Lauren Roussell	13
	Stacie Pestrak	13
2006	Brooke Johnson	17
2007	Melissa Zick	16
2008	Megan Bush	15
	Corrie Brooks	15
2009	Megan Bush	10
2010	Megan Bush	10
	Brittany Walker	10
2011	Cheyenne Coyle	13
2012	Cheyenne Coyle	8
	Kathlyn Medina	8
2013	Kathlyn Medina	11
2014	Stephanie Toft	10
2015	Taylor Fuller	8

Double Plays

1997	Trisha Ward	4
	Danielle Wilson	4
1998	Ashley Boone	9
1999	Ashley Boone	13
2000	Jennifer Mossadeghi	19
2001	Ashley Boone	13
2002	Prissie Walden	8
2003	Prissie Walden	19
2004	Melissa Zick	12
2005	Melissa Zick	21
2006	Melissa Zick	16
2007	Ali Gardiner	21
2008	Ali Gardiner	21
2009	Ali Gardiner	8
2010	Megan Bush	17
2011	Megan Bush	17
2012	Cheyenne Coyle	9
2013	Taylor Schwarz	17
2014	Taylor Schwarz	24
2015	Taylor Schwarz	16

Caught Stealing By

1997	Bobbie Molyneux	16
1998	Chelsey Sakizzie	5
1999	Emily Marino	17
2000	Emily Marino	7
2001	Breanne Berger	8
2002	Andrea Zimbardi	15
2003	Kristen Butler	19
	Jenny Gladding	19
2004	Michelle Diaz	8
2005	Kristen Butler	14
2006	Kristen Butler	20
2007	Kristina Hilberth	18
2008	Kristina Hilberth	14
2009	Kristina Hilberth	10
2010	Tiffany DeFelice	4
2011	Tiffany DeFelice	9
	Hannah Rogers	9
2012	Kelsey Horton	12

ALL-TIME HIT STREAKS



No. Games	Player	Dates	Longest Hit Streaks By Class		
22	Kelsey Stewart	3/27/15-5/17/15	<u>Freshmen</u>		
20	Megan Bush	2/25/11-3/25/11	12	Kelsey Stewart	4/10/13-5/3/13
19	Michelle Moultrie	3/26/11-5/1/11	11	Jenilee Garner	2/16/01-2/24/01
16	Aja Paculba	3/14/10-4/14/10	10	Nicole Kreipl	4/26/97-5/10/97
16	Melissa Zick	4/14/07-5/11/07	10	Lora Pinkerton	2/16/97-2/25/97
13	Aja Paculba	2/12/11-3/4/11	10	Sami Fagan	4/24/12-5/12/12
13	Jenny Gladding	4/18/03-5/9/03	9	Mylin Prieto	3/10/01-3/18/01
12	Lauren Haeger	2/9/14-2/19/14	<u>Sophomores</u>		
12	Briana Little	4/11/14-5/4/14			
12	Francesca Enea	2/19/10-3/7/10	14	Kelsey Stewart	3/1/14-3/18/14
12	Ali Gardiner	4/20/08-5/10/08	11	Melissa Zick	3/19/05-4/3/05
12	Ashley Boone	3/10/00-3/22/00	10	Aubree Munro	2/7/14-2/19/14
11	Jennifer Mossadeghi	3/27/02-4/13/02	10	Lauren Haeger	2/22/13-3/8/13
11	Jenilee Garner	2/16/01-2/24/01	10	Breanne Berger	3/14/01-3/23/01
11	Ashley Boone	2/16/01-2/24/01	10	Aja Paculba	5/3/09-5/28/09
11	Melissa Zick	3/19/05-4/3/05	10	Michelle Moultrie	4/10/10-5/5/10
10	Aubree Munro	2/7/14-2/19/14	9	Kelsey Bruder	3/7/09-3/14/09
10	Sami Fagan	4/24/12-5/12/12	9	Kim Waleszonia	4/24/07-5/10/07
10	Kelsey Bruder	4/16/11-5/1/11	9	Jackie Marchetta	3/30/02-5/4/02
10	Kim Waleszonia	2/19/09-4/25/09*	9	Ashley Boone	2/20/99-3/6/99
10	Mylin Prieto	2/15/04-2/28/04	8	Taylor Schwarz	2/6/14-2/14/14
10	Breanne Berger	3/14/01-3/23/01	8	Brittany Schutte	3/5/11-3/12/11
10	Nicole Kreipl	4/26/97-5/10/97	<u>Juniors</u>		
10	Lora Pinkerton	2/16/97-2/25/97			
9	Kirsti Merritt	3/21/15-4/4/15			
9	Kristina Hilberth	5/2/09-5/17/09	22	Kelsey Stewart	3/27/15-5/17/15
9	Jackie Marchetta	3/30/02-5/4/02	19	Michelle Moultrie	3/26/11-5/1/11
9	Mylin Prieto	3/10/01-3/18/01	16	Aja Paculba	3/14/10-4/14/10
8	Taylor Schwarz	2/6/14-2/14/14	13	Jenny Gladding	4/18/03-5/9/03
8	Brittany Schutte	2/12/12-2/24/12	12	Lauren Haeger	2/9/14-2/19/14
8	Corrie Brooks	4/18/09-5/3/09	12	Briana Little	4/11/14-5/4/14
8	Mandy Schuerman	1/31/03-2/8/03	12	Ashley Boone	3/10/00-3/22/00
8	Katy Berger	4/4/01-4/8/01	12	Ali Gardiner	4/20/08-5/10/08
8	Breanne Berger	2/10/01-2/20/01	11	Jennifer Mossadeghi	3/27/02-4/13/02
8	Kristin Sandler	4/17/98-4/22/98	11	Megan Bush	3/7/10-3/28/10
8	Lindsay Norfleet	2/4/05-2/12/05	10	Kim Waleszonia	4/16/08-5/3/08
8	Stacie Pestrak	3/11/06-3/22/06	10	Francesca Enea	2/7/09-2/19/09
8	Lindsey Cameron	4/5/06-4/19/06	<u>Seniors</u>		
			20	Megan Bush	2/25/11-3/25/11
			16	Melissa Zick	4/14/07-5/10/07
			13	Aja Paculba	2/12/11-3/4/11
			12	Francesca Enea	2/19/10-3/7/10
			11	Ashley Boone	2/16/01-2/24/01
			10	Kelsey Bruder	4/16/11-5/1/11
			10	Mylin Prieto	2/15/04-2/28/04
			10	Ali Gardiner	3/11/09-3/28/09
			10	Kim Waleszonia	2/19/09-4/25/09*
			9	Kristina Hilberth	5/2/09-5/17/09
			9	Lora Pinkerton	3/28/00-4/15/00
			9	Amy Criswell	3/31/98-4/11/98

* - Kim Waleszonia was injured on Feb. 28 and did not play until April 25



GAME RECORDS

TEAM HITTING

At Bats			
1.	62	vs. Nebraska	6/1/13
Runs Scored			
1.	22	North Florida	5/5/10
Hits			
1.	21	South Carolina	5/8/10
Runs Batted In			
1.	22	North Florida	5/5/10
Doubles			
1.	6	vs. Centenary	2/2/03
	6	LSU	3/29/08
	6	North Carolina	2/20/11
	6	vs. Hampton	2/6/15
Triples			
1.	4	Birmingham-Southern	2/14/03
Home Runs			
1.	8	at Auburn	4/17/11
	8	vs. FAMU	3/2/13
Total Bases			
1.	46	vs. FAMU	3/2/13
Walks			
1.	18	North Dakota State	3/5/11
Hit by Pitch			
1.	6	vs. Michigan	6/3/15
Strikeouts			
1.	22	Tennessee	3/10/07
Sacrifice Flies			
1.	4	vs. South Carolina	5/7/15
Sacrifice Hits			
1.	5	Alabama	4/15/00
Stolen Bases			
1.	12	Mississippi State	4/27/03
Steal Attempts			
1.	12	Mississippi State	4/27/03
Intentional Walks			
1.	3	South Florida	2/12/00

TEAM PITCHING

Innings Pitched			
1.	15.0	vs. Nebraska	6/1/13
Hits			
1.	21	at Tennessee	4/2/99
Home Runs Allowed			
1.	4	2x, last at Missouri	5/1/15
Walks Allowed			
1.	12	Georgia	3/26/11
Runs Allowed			
1.	18	at Tennessee	4/2/99
Earned Runs Allowed			
1.	14	at Tennessee	4/2/99
Strikeouts			
1.	17	at Samford	2/20/00
Strikeouts Looking			
1.	7	Tennessee	4/18/03
	7	Missouri	2/7/04
	7	Connecticut	2/28/04
	7	Alabama	3/29/09
	7	Auburn	3/17/10

Batters Faced			
1.	65	vs. Nebraska	6/1/13

TEAM FIELDING

Chances			
1.	60	vs. Nebraska	6/1/13
Putouts			
1.	45	vs. Nebraska	6/1/13
Assists			
1.	19	at Florida Atlantic	3/25/01
	19	Georgia	4/13/02
	19	vs. Texas	3/1/03
	19	LSU	4/3/10
Errors			
1.	6	vs. LSU	5/13/05
Double Plays			
1.	3	at Arkansas	3/20/05
Passed Balls			
1.	3	at Georgia	5/4/97
Stolen Bases Against			
1.	8	at Georgia	4/14/01
Caught Stealing By			
1.	3	Arkansas	3/5/97
	3	at South Florida	4/2/03
	3	Alabama	3/14/07

INDIVIDUAL HITTING

At Bats			
1.	8	Briana Little	vs. Nebraska 6/1/13
Runs Scored			
1.	4	Amy Criswell	Florida A&M 4/5/98
	4	Nicole Kreipl	Kentucky 4/18/98
	4	Emily Marino	Kentucky 3/17/01
	4	Mylin Prieto	Kentucky 3/17/01
	4	L. Cameron	Texas A&M CC 2/12/06
	4	K. Hilberth	Gardner-Webb 2/22/08
	4	F. Enea	CS Fullerton 3/6/10
	4	Aja Paculba	North Florida 5/5/10
	4	2x, K. Bruder	last vs. MSU 3/16/11
	4	C. Coyle	at Auburn 4/16/11
	4	2x, Britt Schutte	last vs. NDSU 3/5/11
	4	M. Moultrie	Michigan State 2/19/12
	4	Briana Little	at Auburn 3/8/13
	4	Kelsey Stewart	Ole Miss 3/8/14
	4	Briama Little	Mercer 2/22/15

Hits			
1.	5	Breanne Berger	at Kentucky 3/17/01

Runs Batted In			
1.	9	Briana Little	Mercer 2/22/15

Doubles			
1.	3	Nicole Kreipl	Florida A&M 3/11/00

Triples			
1.	2	J. Marchetta	Birmingham-Southern 2/14/03
	2	K. Waleszonja	Coastal Carol. 2/13/09
	2	M. Moultrie	vs. Utah 2/21/11

Home Runs			
1.	3	Briana Little	Mercer 2/22/15
	3	Taylor Fuller	LSU 3/14/15

Total Bases			
1.	12	Briana Little	Mercer 2/22/15
	12	Taylor Fuller	LSU 3/14/15

Walks			
1.	4	Lauren Roussell	at Ole Miss 3/28/04
	4	Aja Paculba	vs. Fresno State 2/19/09
	4	Brittany Schutte	NDSU 3/5/11
	4	C. Coyle	EMU 3/2/12
	4	Lauren Haeger	vs. UCF 4/3/13
	4	Lauren Haeger	Boston College 3/4/14
	4	Bailey Castro	at UCF 3/26/14
	4	Bailey Castro	at Tennessee 3/30/14
	4	Bailey Castro	at Mississippi St. 3/29/15

Hit By Pitch			
1.	3	Lauren Roussell	at LSU 3/17/07
	3	F. Enea	vs. Alabama 5/9/09
	3	Kirsti Merritt	at Long Beech St. 3/4/15

Strikeouts			
1.	4	Katy Berger	at Tennessee 4/25/02
	4	Lacy Howard	Tennessee 3/10/07
	4	Mary Ratliff	at Tennessee 3/3/08
	4	Megan Bush	vs. Texas 2/24/11
	4	Bailey Castro	at Mississippi St. 3/29/15

Sacrifice Flies			
1.	2	Kelsey Bruder	Illinois 2/28/09
	2	Megan Bush	vs. NC State 2/12/11
	2	Kirsti Merritt	at Jacksonville 2/11/15
	2	Janell Wheaton	vs. So. Carolina 5/7/15

Sacrifice Hits			
1.	2	25 players	39 times
		last Justine McLean	at LSU 3/16/14

Stolen Bases			
1.	4	J. Marchetta	Mississippi State 4/27/03

Steal Attempts			
1.	4	J. Marchetta	Mississippi State 4/27/03

Intentional Walks			
1.	2	Emily Marino	at Stetson 4/21/99
	2	Nicole Kreipl	at Georgia 5/8/99
	2	Jennifer Lutsi	at USF 2/13/00
	2	A. Zimbardi	USF 4/19/00

INDIVIDUAL PITCHING

Innings Pitched			
1.	10.0	C. Sakizzie	Tennessee 3/27/98
	10.0	Renise Landry	Ole Miss 4/30/00
	10.0	J. Gladding	Arkansas 3/21/04
	10.0	Stacey Nelson	Tennessee 3/20/07

Hits Allowed			
1.	19	Beth Dieter	at Arizona 3/2/97

Runs Allowed			
1.	12	Stacey Stevens	Georgia 4/15/06

Earned Runs Allowed			
1.	12	Stacey Stevens	Georgia 4/15/06

Walks Allowed			
1.	10	Ensley Gammel	Georgia 3/26/11

Strikeouts			
1.	17	Renise Landry	at Samford 2/20/00
	17	Aleshia Ocasio	Florida A&M 5/15/15

Batters Faced			
1.	44	Beth Dieter	Alabama 4/15/00
	44	Stacey Stevens	at Tennessee 4/18/04

Strikeouts Looking			
1.	7	Jenny Gladding	Tennessee 4/18/03
	7	Jenny Gladding	Missouri 2/7/04
	7	Stacey Stevens	Connecticut 2/28/04
	7	S. Brombacher	Auburn 3/17/10

INDIVIDUAL FIELDING

Chances			
1.	19	Ashley Boone	at FAU 3/25/01
	19	Kristen Butler	vs. UT-Arlington 1/31/03

Putouts			
1.	19	Ashley Boone	at FAU 3/25/01

Assists			
1.	10	J. Mossadeghi	at FAU 3/25/01
	10	Stephanie Tofft	at S. Carolina 5/3/13

Errors			
1.	3	J. Mossadeghi	at S. Carolina 3/17/00
	3	J. Mossadeghi	Cal 5/21/00
	3	J. Marchetta	Alabama 3/20/02
	3	Prissie Walden	at Texas 3/1/03

Passed Balls			
1.	3	B. Molyneux	at Georgia 5/4/97

Stolen Bases Against			
1.	8	Emily Marino	at Georgia 4/14/01

Caught Stealing By			
1.	3	B. Molyneux	Arkansas 3/5/97
	3	Chelsey Sakizzie	Arkansas 3/5/97
	3	Ashlie Gobleat	at South Florida 4/2/03
	3	Jenny Gladding	at South Florida 4/2/03
	3	Kristina Hilberth	Alabama 3/14/07
	3	Stacey Stevens	Alabama 3/14/07

POSTSEASON RECORDS / MONTH-BY-MONTH

FLORIDA IN SEC TOURNAMENT

2015: 1-1
2014: 0-1
2013: 3-0
2012: 2-1
2011: 0-1
2010: 1-1
2009: 3-0
2008: 3-0
2007: 2-1
2006: 0-1
2005: 0-2
2004: 0-2
2003: 2-2
2002: 0-2
2001: 0-2
2000: 1-2
1999: 0-2
1998: 2-2
1997: 3-2

Total: 23-25 (.479)

FLORIDA IN NCAA REGIONALS

2015: 3-0
2014: 3-0
2013: 3-0
2012: 2-2
2011: 3-1
2010: 3-0
2009: 3-0
2008: 3-1
2007: 3-0
2006: 1-2
2005: 0-2
2004: 1-2
2003: 1-2
2002: -----
2001: 1-2
2000: 2-2
1999: ----
1998: 0-2
1997: ----

Total: 32-18 (.640)

FLORIDA IN NCAA SUPER REGIONALS

2015: 2-0
2014: 2-1
2013: 2-0
2011: 2-0
2010: 2-0
2009: 2-0
2008: 2-0
2007: 1-2

Total: 15-3 (.833)

FLORIDA IN WCWS

2015: 5-1
2014: 5-0
2013: 1-2
2011: 4-3
2010: 1-2
2009: 3-2
2008: 3-2

Total: 22-12 (.647)

RECORD BY MONTH

JANUARY

2005: 2-0
2003: 3-1

Total: 5-1 (.833)

FEBRUARY

2015: 21-0
2014: 17-0
2013: 17-1
2012: 13-1
2011: 14-0
2010: 12-1
2009: 17-2
2008: 21-1
2007: 16-5
2006: 11-5
2005: 11-3
2004: 17-2
2003: 13-5
2002: 11-8
2001: 12-5
2000: 14-3
1999: 9-4
1998: 9-4
1997: 12-5

Total: 267-55 (.829)

MARCH

2015: 11-4
2014: 14-7
2013: 18-2
2012: 17-3
2011: 16-4
2010: 12-3
2009: 17-1
2008: 16-1
2007: 11-11
2006: 17-7
2005: 16-7
2004: 17-4
2003: 11-4
2002: 11-16
2001: 16-8
2000: 16-13
1999: 6-12
1998: 18-10
1997: 11-15

Total: 271-132 (.672)

APRIL

2015: 15-0
2014: 11-3
2013: 12-3
2012: 13-4
2011: 12-4
2010: 10-3
2009: 15-0
2008: 16-0
2007: 14-3
2006: 10-10
2005: 8-10
2004: 5-8

2003: 9-10

2002: 10-6

2001: 8-11

2000: 11-8

1999: 14-10

1998: 14-4

1997: 11-3

Total: 218-100 (.686)

MAY

2015: 11-2
2014: 10-2
2013: 10-2
2012: 5-5
2011: 10-2
2010: 13-1
2009: 14-0
2008: 13-2
2007: 9-3
2006: 5-3
2005: 5-5
2004: 2-6
2003: 5-5
2002: 0-5
2001: 1-5
2000: 5-6
1999: 5-3
1998: 6-4
1997: 8-2

Total: 137-63 (.685)

JUNE

2015: 2-1
2014: 3-0
2013: 1-1
2011: 4-3
2010: 1-2
2009: 0-2
2008: 1-1

Total: 12-10 (.545)



2015 NATIONAL CHAMPIONS

Final Record: 60-7

Regular Season: 49-5

Postseason: 11-2

Nonconference: 31-0

Southeastern Conference: 18-5 (1st)

Roster

No.	Gator	Position
1	Aubree Munro	C
4	Jessica Damico	OF
6	Kathlyn Medina	SS
7	Kelsey Stewart	2B
8	Aleshia Ocasio	UT
12	Taylor Fuller	UT
16	Becca Shipper	UT
17	Lauren Haeger	RHP/1B
19	Chelsea Herndon	UT
20	Francesca Martinez	OF
21	Kayli Kvistad	UT
22	Megan Reed	OF
23	Nicole DeWitt	IF
24	Kirsti Merritt	OF
25	Janell Wheaton	C/1B
33	Delanie Gourley	LHP
49	Taylor Schwarz	1B
52	Justine McLean	OF
55	Briana Little	OF
88	Bailey Castro	OF

Team Highlights

- Won the program's second straight national title, defeating Michigan two games to one in the final of the Women's College World Series.

- In the 34-year history of the WCWS, 12 different teams have claimed the national title. Florida joins UCLA (2003, 2004 / 1988, 1989, 1990 / 1984, 1985) and Arizona (2006, 2007 / 1996, 1997 / 1993, 1994) as the only three programs to claim NCAA titles in consecutive years.

- In the 11 years of the Regional-Super Regional-WCWS format, Florida is the fifth No. 1 seed to win the title (Florida – 2015; Oklahoma – 2013; Arizona State – 2011; Arizona – 2007; Michigan – 2005).

- Florida ranked No. 1 in the 2015 ESPN/USA Today preseason poll. The last preseason No. 1 team to win the NCAA title was Arizona in 2007.

- The Florida-Michigan meeting marked the fifth consecutive year a Southeastern Conference team appeared in the WCWS Championship Series.

- Finished the season 60-7 – tied with UM for the highest win total in the country.

- Notched the Gators' third 60-win season.

- Recorded Florida's seventh 50-win season.

- Advanced to the WCWS for the seventh time in the past eight seasons.

- Ranked first in the country in winning percentage; first in fielding percentage; 22nd in scoring; 29th slugging percentage and 32nd in home runs per game; 4th in ERA; and 11th



in on base percentage.

- Recorded the 900th win in program history on April 26, a 9-1 win over Texas A&M.

- Head coach Tim Walton notched career win No. 550 at UF on the fourth day of the WCWS (May 31), when the Gators downed Auburn, 3-2, in nine innings to advance to the Championship Series.

- Picked up the No. 1 National Seed in the 2015 NCAA Tournament, UF's seventh-straight top-five national seed.

- Was one of five SEC teams in the eight-team WCWS field. Before this year, the Pac-12 was the last league to send five teams to the WCWS (1999).

- Received an NCAA Tournament bid for the 16th time in school history and hosted NCAA Regionals at KSP Stadium for the 11th straight season, including each year under Tim Walton.

- Boasted four NFCA All-Southeast Region Team members: Lauren Haeger, Kirsti Merritt, Aleshia Ocasio (first team); Kelsey Stewart (second team).

- Lauren Haeger, Kelsey Stewart (first team) and Aleshia Ocasio (third team) went on to earn All-America honors, bringing the tally to 15 athletes with 29 honors under Tim Walton, as the Gators have had at least one All-American each of the last nine years, including a first-team selection for eight straight seasons.

- Had three All-SEC selections and two SEC All-Freshman Team members.

- Lauren Haeger was the 2015 USA Softball National Collegiate Player of the Year and became the first Gator to receive the award, which is considered the most prestigious honor in Division I women's softball.

- Lauren Haeger was the 2015 SEC Female

Athlete of the Year - eighth Gator (and fifth female) to earn the league's Athlete of the Year honor.

- Led the Southeastern Conference in three major categories: wins (60), ERA (1.63) and fielding percentage (.981).

- The Gators and their opponents were caught stealing 11 and 12 times, respectively; however, UF had 81 more steals (94) than its foes (13).

- Florida's .981 fielding percentage in 2015 is the best mark in school history, eclipsing the .979 mark set in 2013.

- The Gators committed just 33 errors (UF record), which is seven fewer than any previous squad.

- Junior Kelsey Stewart and former Gator Michelle Moultrie both were selected to USA Softball's National Team following the season.

- Freshman Nicole DeWitt and incoming frosh Kelly Barnhill both were invited to USA Softball's Women's Junior National Team following the season.

- Walton completes the 2015 campaign with a 552-121 (.820) record at UF and boasts a 675-185 (.785) career record as a head coach. Walton is 64-23 (.735) in the NCAA Tournament as a head coach, while the Florida program moved to 32-18 (.640) in NCAA Regional play, 15-3 (.833) in Super Regional play and 22-12 (.647) in WCWS action.

- Walton, assistant coach Jennifer Rocha and former assistants Kenny Gajewski and Stacie Pestrak (volunteer) were named the 2015 National Fastpitch Coaches Association Division I National Coaching Staff of the Year.

- That was the first NFCA national honor received by the UF staff in program history. Walton and his staff were previously named NFCA Southeast Region Coaching Staff of the



Individual Highlights

All-Americans: 3 – Lauren Haeger, Kelsey Stewart (first team); Aleshia Ocasio (third team)

NFCA All-Southeast Region: 4 – Lauren Haeger, Kirsti Merritt, Aleshia Ocasio (first team); Kelsey Stewart (second team)

WCWS All-Tournament: 4 – Lauren Haeger (MOP), Nicole DeWitt, Aubree Munro, Kelsey Stewart

Honda Award: Lauren Haeger

USA Softball National Collegiate Player of the Year: Lauren Haeger

SEC Female Athlete of the Year: Lauren Haeger

SEC Player of the Year: Kelsey Stewart

SEC Pitcher of the Year: Lauren Haeger

All-SEC: 3 – Lauren Haeger (first team), Kirsti Merritt (first team), Kelsey Stewart (first team)

Freshman All-SEC: 2 – Nicole DeWitt, Aleshia Ocasio

SEC Academic Honor Roll: 7 - Bailey Castro, Taylore Fuller, Briana Little, Kathlyn Medina, Kirsti Merritt, Aubree Munro, Taylor Schwarz

SEC First-Year Honor Roll: 4 - Becca Shipper, Janell Wheaton, Kayli Kvistad, Megan Reed

Letterwinners Returning/Lost for 2015 season: 14/6

Departing Players (all seniors): Bailey Castro, Jessica Damico, Lauren Haeger, Briana Little, Francesca Martinez, Kathlyn Medina

Newcomers: Kelly Barnhill, Brooke Clemens, Amanda Lorenz, Lily Mann, Sophia Reynoso, Theresa Swertfager, Alexandra Voss

2015 WCWS All-Tournament Team:



Lauren Haeger (Most Outstanding Player)




Nicole DeWitt



Aubree Munro



Kelsey Stewart





ALL-TIME NUMERICAL ROSTER

00	Renise Landry Shelley Stevens Alex Voss	1998-01 2004-07* 2016-present
1	Amy Criswell Andrea Zimbardi Jennifer Mossadeghi Ashley Snedeker Aubree Munro	1997-98 1999* 2000-03 2011 2013-present
2	Kristin Sandler Jenilee Garner Lindsey Cameron Kelsey Bruder	1997-98 2001* 2003-06 2008-11
3	Michelle Parks Andrea Magura Stacie Pestrak Shelley Stevens Aja Paculba	1997-99 2003-04 2005-06 2007* 2008-11
4	Nicole Michael Mandy Schuerman Danyell Hines Jessica Damico	2000-01 2002-05 2008-09 2012-15
5	Jodi Hackett Mylin Prieto Kim Waleszonia	1997 2001-04 2006-09
6	Jennifer Cordero Nicole Baldwin Kathlyn Medina	1997-00 2002-05 2012-15
7	Bobbie Molyneux Brittani Houghton Lisa Hasson Lauren Heil Kelsey Stewart	1997-98 2002-03 2005-06 2009-11 2013-present
8	Lora Pinkerton Lacy Howard Kristine Priebe Alyssa Bache Aleshia Ocasio	1997-00 2004-07 2008-09 2012-14 2015-present
9	Cindy Snoddy Katy Berger Mirelis Torres Alicia Sisco Kasey Fagan Stephanie Tofft	1998 2001-02 2003-06 2009 2011-12 2013-14
10	Nicole Kreipl Laura Templeton Francesca Enea	1997-00 2003-06 2007-10
11	Tiffany Johnson Prissie Walden Savana Kelly Ensley Gammel Kelly Barnhill	1997 2000-03 2004-07 2010-13 2016-present
12	Trisha Ward Jackie Griffin Jennifer Brown Kristen Butler Megan Bush Taylore Fuller	1997 1999 2000-03 2004-06* 2008-11 2013-present
13	Jamie Hirschman Kimberly Boyle Stacey Stevens Shaunice Harris Hannah Rogers	1997-99 2000 2004-07 2008-10 2011-14
14	Chelsey Sakizzie Annie Heffernan Erica Chesak	1997-98 1999 2005
15	Erika Roberts Jackie Marchetta Brooke Johnson Samantha Holle	1997 2001-03 2006-09 2010-12
16	Beth Dieter Lindsay Littlejohn Michelle Moultrie Becca Shipper	1997-00 2006 2009-12 2015
17	Jessica Allegretta Breanne Berger Lauren Haeger	1998 2000-02 2012-15
18	Lana Harris Michelle Diaz Alyese Stapf Amanda Lorenz	2000 2004-05 2010 2016-present
19	Chelsea Herndon	2014-present
20	Le-Net Franklin Kelsey Horton Francesca Martinez Theresa Swertfager	2008-09 2010-13 2014-15 2016-present
21	Kim Hunter Kristen Butler Kristen Adkins Erin Schuppert Kayli Kvistad	1999 2003* 2008 2010 2015-present
22	Christa Frey Kortney Edge Jenilee Garner Brittany Walker Megan Reed	1997 1999-01 2002-04* 2010 2015
23	Kim Hagan Maria DiGrazia Jessica Franklin Mary Ratliff Chelsea Howell Nicole DeWitt	1997-98 1999 2002 2005-08 2011-12 2015-present
24	Amanda Knowles Alicia Spack Ali Gardiner Kirsti Merritt	2002-05 2006 2007-09 2013-present
25	Danielle Wilson Ashlie Goble Janell Wheaton	1997 2002-05 2015-present
26	Ashley Harris Ami Austin	2007 2008-09
27	Corrie Brooks Cheyenne Coyle Cari Broderick Lindsey Spatola	2007-10 2011-12 2013 2014
28	Melissa Zick Tiffany DeFelice Brooke Clemens	2004-07 2008-11 2016-present
29	Lauren Roussell	2004-07
30	Andrea Zimbardi	2000-03*
31	Kristina Hilberth	2006-09
32	Jennifer Lutsi Amanda Judd Lindsay Norfleet Stephanie Brombacher	1998-2000 2001 2003-06 2008-11
33	Emily Marino Ashley Cutcliff Brittany Handy Delanie Gourley	1998-01 2002 2006-08 2014-present
42	Amanda Moore Stacey Nelson	2001-04 2006-09
44	Ashley Boone Brittany Schutte	1998-01 2010-12
46	Ellie Langley	2011
47	Lily Mann	2016-present
49	Taylor Schwarz	2013-present
51	Jenny Gladding Sami Fagan	2003-04 2012
52	Justine McLean	2014-present
55	Stacy Rosen Briana Little	2001-04 2012-15
74	Sophia Reynoso	2016-present
88	Bailey Castro	2012-15

* Wore two numbers, years listed are for years player wore that number

ALL-TIME ALPHABETICAL ROSTER



No.	Player	Pos.	Hometown	Years at UF
21	Kristen Adkins	Util.	McKinney, Texas (McKinney North)	2008
17	Jessica Allegretta	Util.	Bonita Springs, Fla. (Barron Collier)	1998
26	Ami Austin	Util.	Ormond Beach, Fla. (Seabreeze)	2008-09
8	Alyssa Bache	RHP	Clearwater, Fla. (East Lake)	2012-14
6	Nicole Baldwin	OF	Homestead, Fla. (South Dade)	2002-05
11	Kelly Barnhill	RHP	Marietta, Ga. (Pope)	2016-present
17	Breanne Berger	C	Carmel, Ind. (Carmel)	2000-02
9	Katy Berger	OF	Carmel, Ind. (Carmel/Fresno State)	2001-02
44	Ashley Boone	INF	Irvine, Calif. (Woodbridge)	1998-01
13	Kimberly Boyle	OF	Tampa, Fla. (Chamberlain/Lake City C.C.)	2000
27	Cari Broderick	C	Jacksonville, Fla. (Mandarin)	2013
32	Steph Brombacher	P	Pembroke Pines, Fla. (American Heritage)	2008-11
27	Corrie Brooks	3B	Christmas, Fla. (Timber Creek)	2007-10
12	Jennifer Brown	Util.	Orlando, Fla. (Bishop Moore)	2000-03
2	Kelsey Bruder	OF	Corona, Calif. (Santiago)	2008-11
12	Megan Bush	Util.	Anaheim Hills, Calif. (Conyon)	2008-11
21	Kristen Butler	C/OF	Orlando, Fla. (Central Fla. Christian Academy)	2003-06
2	Lindsey Cameron	INF	Palm Beach Gardens, Fla. (Palm Beach Gardens)	2003-06
88	Bailey Castro	OF	Pembroke Pines, Fla. (American Heritage)	2012-15
14	Erica Chesak	Util.	Apopka, Fla. (Apopka)	2005
28	Brooke Clemens	C	Rotonda West, Fla. (Lemon Bay)	2016-present
6	Jennifer Cordero	INF	Ft. Lauderdale, Fla. (St. Thomas Aquinas)	1997-00
27	Cheyenne Coyle	SS	West Hills, Calif. (Chatsworth)	2011-12
1	Amy Criswell	OF	Phoenix, Ariz. (Moon Valley/Central Arizona)	1997-98
33	Ashley Cutcliff	INF	Zionsville, Ind. (Zionsville)	2002
4	Jessica Damico	OF	Gray Summit, Mo. (Pacific)	2012-15
28	Tiffany DeFelice	C	Coral Springs, Fla. (American Heritage)	2008-11
23	Nicole DeWitt	INF	Garden Grove, Calif. (Pacifica)	2015-present
18	Michelle Diaz	C	West Plam Beach, Fla. (Leonard)	2004-05
16	Beth Dieter	P	Orlando, Fla. (Dr. Phillips)	1997-00
22	Maria DiGrazia	INF	Seffner, Fla. (Armwood)	1999
23	Kortney Edge	OF	Camarillo, Calif. (Adolfo/Fresno State)	1999-01
10	Francesca Enea	C/OF	Woodland Hills, Calif. (El Camino Real)	2007-10
9	Kasey Fagan	Util.	Dunnellon, Fla. (Dunnellon)	2011-12
51	Sami Fagan	Util.	Dunnellon, Fla. (Dunnellon)	2012
23	Jessica Franklin	OF	Miami, Fla. (Palmetto)	2002
20	Le-Net Franklin	Util.	Belton, Texas (Belton/Temple College)	2008-09
22	Christa Frey	INF	Lutz, Fla. (Tampa Chamberlain)	1997
12	Taylor Fuller	Util.	Trenton, Fla. (Chiefland)	2013-present
11	Ensley Gammel	Util.	Bakersfield, Calif. (Centennial)	2010-13
24	Ali Gardiner	1B	Waccabuc, N.Y. (John Jay/UNC-Wilmington)	2007-09
22	Jenilee Garner	INF/OF	Gainesville, Fla. (Gainesville)	2001-04
51	Jenny Gladding	P	Palm City, Fla. (Martin County/Arizona)	2003-04
25	Ashlie Goble	C	Pine, Colo. (Mullen)	2002-05
33	Delanie Gourley	LHP	Lakeside, Calif. (El Capitan)	2014-present
12	Jackie Griffin	OF	Lake Butler, Fla. (Union County)	1999
5	Jodi Hackett	OF	Ormond Beach, Fla. (Spruce Creek)	1997
17	Lauren Haeger	RHP/1B	Peoria, Ariz. (Deer Valley)	2012-15
23	Kim Hagan	INF	Tampa, Fla. (Tampa Chamberlain/Santa Fe CC)	1997-98
33	Brittany Handy	INF	Gainesville, Fla. (Buchholz)	2006-08
26	Ashley Harris	Util.	Royal Palm Beach, Fla. (Suncoast)	2007
18	Lana Harris	OF	Satellite Beach, Fla. (Satellite)	2000
13	Shaunice Harris	3B	Moreno Valley Calif. (Canyon Springs)	2008-10
7	Lisa Hasson	P	Seminole, Fla. (Seminole)	2005
14	Annie Hefferman	P	Miami, Fla. (Lourdes Academy)	1999
7	Lauren Heil	3B	Pembroke Pines, Fla. (Flanagan)	2009-11
19	Chelsea Herndon	Util.	Carrollton, Texas (Hebron)	2014-present
31	Kristina Hilberth	C	Dunedin, Fla. (Palm Harbor University)	2006-09
4	Danyell Hines	OF	Bryan, Texas (Bryan/Temple College)	2008-09
13	Jamie Hirschman	OF	Sparks, Nev. (Reed/ Nevada-Reno)	1997-99
15	Samantha Holle	1B	Tampa, Fla. (Chamberlain)	2010-12
20	Kelsey Horton	OF/C	Valrico, Fla. (Durant)	2010-13
7	Brittani Houghton	P/OF	Ft. Myers, Fla. (Ft. Myers)	2002-03
8	Lacy Howard	OF	League City, Texas (Clear Creek)	2004-07
23	Chelsea Howell	Util.	Plantation, Fla. (American Heritage)	2011-12
21	Kim Hunter	P/OF	Lithia, Fla. (Bloomingtondale/Palm Beach CC)	1999
15	Brooke Johnson	3B/OF	Lakeland, Fla. (George Jenkins)	2006-09
11	Tiffany Johnson	OF	Orange Park, Fla. (Orange Park)	1997
32	Amanda Judd	OF	Cornville, Ariz. (Mingus Union/Arizona Western CC)	2001

No.	Player	Pos.	Hometown	Years at UF
11	Savana Kelly	Util.	Ft. Lauderdale, Fla. (Hollywood Hills)	2005-07
24	Amanda Knowles	P	Cooper City, Fla. (St. Thomas Aquinas)	2002-05
10	Nicole Kreipl	OF	Huntington Beach, Calif. (Huntington Beach)	1997-00
21	Kayli Kvistad	IF	Lake City, Fla. (Columbia)	2015-present
00	Renise Landry	P	West Monroe, La. (West Monroe)	1998-01
46	Ellie Langley	Util.	Spring Hill, Fla. (Hernando Chrstan Academy/PHCC)	2011
55	Briana Little	OF	Middleburg, Fla. (Middleburg)	2012-15
16	Lindsay Littlejohn	P	Bartow, Fla. (Bartow)	2006
18	Amanda Lorenz	OF	Moorpark, Calif. (Moorpark)	2016-present
32	Jennifer Lutsi	OF	Naples, Fla. (Barron Collier/Ohio)	1998-00
3	Andrea Magura	OF	Gainesville, Fla. (Sante Fe/Santa Fe CC)	2003-04
47	Lily Mann	OF	St. Cloud, Fla. (Harmony)	2016-present
15	Jackie Marchetta	INF	Boynton Beach, Fla. (Santaluces/Florida Southern)	2001-03
33	Emily Marino	C/INF	Joliet, Ill. (Joliet Catholic)	1998-01
20	Francesca Martinez	Util.	Centreville, Va. (West Field)	2014-15
52	Justine McLean	OF	Rancho Cucamonga, Calif. (Rancho Cucamonga)	2014-present
6	Kathlyn Medina	SS	Downey, Calif. (Downey)	2012-15
24	Kirsti Merritt	OF	Lake Panasoffkee, Fla. (South Sumter)	2013-present
4	Nicole Michael	P	Phoenix, Ariz. (Greenway)	2000-01
7	Bobbie Molyneux	C	Perrysburg, Ohio (Bowling Green/Miami of Ohio)	1997-98
42	Amanda Moore	P	Tuscaloosa, Ala. (Hillcrest)	2001-04
1	J. Mossadeghi	INF	Jupiter, Fla. (The King's Academy)	2000-03
16	Michelle Moultrie	CF	Jacksonville, Fla. (Mandarin)	2009-12
1	Aubree Munro	C	Brea, Calif. (Brea Olinda)	2013-present
42	Stacey Nelson	P	Los Alamitos, Calif. (Los Alamitos)	2006-09
32	Lindsay Norfleet	INF	Madison, Fla. (Madison)	2003-06
8	Aleshia Ocasio	SS/OF/P	St. Cloud, Fla. (Harmony)	2015-present
3	Aja Paculba	2B	Wildomar, Calif. (Elsinore)	2008-11
3	Michelle Parks	C	Miami, Fla. (Miami Palmetto)	1997-99
3	Stacie Pestrak	SS/3B	Gainesville, Fla. (Buchholz/Santa Fe CC)	2005-06
8	Lora Pinkerton	INF	Phoenix, Ariz. (Moon Valley)	1997-00
8	Kristine Priebe	C	Moorpark, Calif. (Moorpark)	2008-09
5	Mylin Prieto	INF/OF	Cooper City, Fla. (St. Thomas Aquinas)	2001-04
23	Mary Ratliff	C/OF	Mt. Sterling, Ky. (Montgomery County)	2005-08
22	Megan Reed	OF	Seffner, Fla. (Strawberry Crest)	2015
74	Sophia Reynoso	INF	Palmdale, Calif. (Knight)	2016-present
15	Erika Roberts	OF	Gainesville, Fla. (Gainesville)	1997
13	Hannah Rogers	RHP	Lake Wales, Fla. (Lake Wales)	2011-14
55	Stacy Rosen	OF	Ft. Lauderdale, Fla. (Piper)	2001-04
29	Lauren Roussell	INF	Cerritos, Calif. (Gahr)	2004-07
14	Chelsey Sakizzie	P	Farmington, N.M. (Farmington/Central Arizona)	1997-98
2	Kristin Sandler	OF	Cooper City, Fla. (Cooper City)	1997-98
4	Mandy Schuerman	P/Util.	Riverview, Fla. (East Bay)	2002-05
21	Erin Schuppert	P	Atlantic Beach, Fla. (Fletcher)	2010
44	Brittany Schutte	Util.	Fountain Valley, Calif. (Mater Dei)	2010-12
49	Taylor Schwarz	1B	Palm Beach, Fla. (Palm Beach Gardens)	2013-present
16	Becca Shipper	Util.	Magnolia, Del. (The Hill School)	2015
9	Alicia Sisco	OF	Cooper City, Fla. (Pembroke Pines Charter)	2009
1	Ashley Snedeker	Util.	Bloomington, Minn. (Jefferson/Yavapai College)	2011
9	Cindy Snoddy	OF	Winter Haven, Fla. (Lake Region)	1998
24	Alicia Spack	C	West Lafayette, Ind. (West Lafayette)	2006
27	Lindsey Spatola	RHP	Jacksonville, Fla. (Creekside)	2014
18	Alyese Stapf	Util.	Tampa, Fla. (Sickles)	2010
7	Kelsey Stewart	2B	Wichita, Kan. (Maize)	2013-present
00	Shelley Stevens	Util.	Gainesville, Fla. (Buchholz)	2004-07
13	Stacey Stevens	RHP	Gainesville, Fla. (Buchholz)	2004-07
20	Theresa Swertfager	INF	Katonah, N.Y. (John Jay)	2016-present
10	Laura Templeton	INF	Odessa, Fla. (Walter Sickles)	2003-06
9	Stephanie Tofft	3B	Lincoln, Calif. (Lincoln/Northern Illinois)	2013-14
9	Mirelis Torres	INF/DP	Tampa, Fla. (Gaither)	2003-06
00	Alexandra Voss	SS	Coral Springs, Fla. (Coral Springs)	2016-present
11	Prissie Walden	INF/OF	Jacksonville, Fla. (First Coast)	2000-03
5	Kim Waleszon	INF/OF	Fontana, Calif. (Fontana)	2006-09
22	Brittany Walker	Util.	Tomball, Texas (Klein Oak)	2010
12	Trisha Ward	INF	Ville Platte, La. (Sacred Heart)	1997
25	Janell Wheaton	C/1B	San Dimas, Calif. (San Dimas)	2015-present
25	Danielle Wilson	P/INF	Yorba Linda, Calif. (Esperanza)	1997
28	Melissa Zick	INF	Tampa, Fla. (Chamberlain)	2004-07
30	Andrea Zimbardi	C	Green, Ohio (Green)	1999-03



ALL-TIME FLORIDA SOFTBALL COACHES

HEAD COACHES			OVERALL				SEC			
COACH	YEARS	DATE	W	L	T	PCT.	W	L	T	PCT.
Tim Walton	10	2006-pr	552	121	0	.820	200	64	0	.758
Karen Johns	5	2001-2005	192	131	0	.594	79	69	0	.534
Larry Ray	4	1997-2000	169	106	0	.615	65	42	0	.607
TOTALS	19		913	358	0	.718	344	175	0	.663

ASSISTANT COACHES

COACH	YEARS	DATE
Kyla (Hall) Holas	3	1997-1999
Gaye Lynn Wilson	4	1997-2000
Kaci Clark	1	2000
Jack Byerley	2	2001-02
Kathy Morton	2	2001-02
Dave Majeski	2	2003-04
Heather (Compton) Butler	3	2003-05
Carie Dever-Boaz	1	2005
Sondra Hall	1	2006
Jenny Gladding	6	2007-12
Kenny Gajewski	3	2013-15
Jennifer Rocha	10th season	2006-pr
Sharonda McDonald	1st season	2016-pr

VOLUNTEER & STUDENT ASSISTANT COACHES

COACH	YEARS	DATE
LuAnn Love	1	2002
Emily Marino	1	2002
Crystal Boyer	1	2003
Andrew McNally	2	2003-04
Donna Howard	1	2005
Jeff Dabney	1	2006
Kristen Butler	1	2007
Mary Ratliff	1	2009
Coy Adkins	2	2010-11
Kristina Hilberth	1	2012
Kelsey Bruder	1	2013
Stacie Pestrak	2	2014-15
Doug Mirabelli	1st season	2016-present



2008 SEC Regular Season & Tournament Champions



2009 SEC Regular Season & Tournament Champions



2014 National Champions



2015 National Champions



Katie Seashole Pressly Stadium on May 24, 2015, vs. Kentucky when the Gators swept the Wildcats in the NCAA Super Regional to reach the Women's College World Series for the seventh time in program history.

Built: 1996 | Last Renovated: 2001 | Additions: 2012 | Seating Capacity: 1,200

Katie Seashole Pressly Stadium, located on the corner of Hull and Museum Roads, is the home of Gator Softball. Ground broke for the stadium on Feb. 1, 1996, just a year before holding the first-ever Florida Softball game on Feb. 8, 1997. Originally built at a cost of \$2.6 million, improvements to enhance the experience of Florida's fans and student-athletes have been made to the stadium since its opening.

Led by Chip Howard, UF's executive association athletic director for internal affairs, the University Athletic Association held its latest in a series of meetings to address the conception phase for major renovations to Pressly Stadium last summer.

The meeting focused on potential amenities that would be folded into the project to accommodate the growth of the team's fan base due to its phenomenal success under Coach Tim Walton. The committee first began its stadium renovation study in February of 2015.

Budget for the project is expected to be in excess of \$2 million. With plans only in the conception phase, no timetable has been set to begin construction.

Among the areas expected to be addressed:

Nearly doubling the current capacity of 1,200 by extending the bleachers into the current berm areas, plus the addition of more ADA seating.

Shade structure for the stands.

More concessions and larger restrooms.

Larger dugouts.

Expanded press box

Team video area in clubhouse

Renovated bullpen areas.

Katie Seashole Pressly Stadium opened in UF's inaugural 1997 season, but in nearly two decades has outgrown the popularity of a program that has been to the Women's College World Series seven of the last eight seasons.

In 2001, a 2,300 square-foot locker room, team room and equipment room building were added next to the existing training room and clubhouse building. Nets were extended from the backstop to the ends of both dugouts to protect fans from fly balls. Called the Florida Softball Stadium until the summer of 2007, the stadium was named Katie Seashole Pressly Stadium after a generous gift from Jamie and Katie Pressly of West Palm Beach. The Presslys are long-time supporters of Gator athletics, as Florida's track and soccer stadium is named for Jamie Pressly and his father.

Amenities for the student-athletes and coaches include a training room for treatment needs, a team room for team meetings, study space and equipment for reviewing video, locker rooms for players, coaches and umpires and a brand new all-weather batting cage facility. The press box affords room for home and visitor radio broadcasts and TV telecasts, as well as a multi-level media seating and game management area. For the fans, Katie Seashole Pressly Stadium seats 1,200 in amphitheater style with ample handicapped seating, large restrooms, concession and Gator Locker Room areas on the concourse.



DID YOU KNOW?

- A total of 38,628 fans watched a Gator game at Katie Seashole Pressly Stadium in 2015, an average of 1,246 fans per game



KATIE SEASHOLE PRESSLY STADIUM



KATIE SEASHOLE PRESSLY STADIUM SUPERLATIVES

All-Time Top-Five Florida Softball Home Crowds

1. 2,488	Kentucky	April 11, 2015
2. 2,443	Florida State	March 27, 2013
3. 2,433	LSU	April 3, 2010
4. 2,423	Alabama	March 28, 2009
5. 2,398	Florida State	April 8, 2009
6. 2,388	Stetson (program's opening day)	Feb. 8, 1997

Florida Softball Stadium Team Records

Most Runs	22	North Florida (5/5/10)
Most Hits	21	South Carolina (5/8/10)
Most Home Runs	8	FAMU (3/2/13)
Most RBIs	22	North Florida (5/5/10)
Most Stolen Bases	12	Mississippi State (4/27/03)
Most Strikeouts	16	Ole Miss (3/10/98)

Florida Softball Stadium Individual Records

Most Runs	4	Briana Little	(Mercer, 2/22/15)
	4	Kelsey Stewart	(Ole Miss, 3/8/14)
	4	Michelle Moultrie	(Michigan State, 2/19/12)
	4	Brittany Schutte	(2/19/12 & 3/5/12)
Most Hits	4	Kelsey Bruder	(Mississippi State, 3/16/11)
	4	Amy Criswell	(Florida A&M, 4/5/98)
	4	Kelsey Stewart	(South Carolina, 4/4/15)
	4	Kelsey Stewart	(Texas A&M, 4/24/15)
	4	Stephanie Tofft	(Washington, 5/25/14 - Game 1)
	4	Kelsey Stewart	(Ole Miss, 3/8/14)
	4	Michelle Moultrie	(3/16/11 & 5/19/12)
	4	Kelsey Bruder	(Mississippi State, 3/16/11)
	4	Aja Paculba	(North Florida, 5/5/10)
	4	Kim Waleszon	(Jacksonville, 3/22/06)
Most HR	4	Nicole Kreipl	(4/5/97, 2/13/99 & 4/11/99)
	4	Amy Criswell	(Florida A&M, 4/5/98)
	3	Briana Little	(Mercer, 2/22/15)
Most RBI	3	Taylor Fuller	(LSU, 3/14/15)
	3	Briana Little	(Mercer, 2/22/15)
Most SB	9	Jackie Marchetta	(Mississippi St., 4/27/03)
Most Ks	17	Aleshia Ocasio	(Florida A&M, 5/15/15)
Perfect Games	4	Chelsey Sakizze	(4/5/97)
		Jenny Gladding	(2/7/04)
		Stephanie Brombacher	(3/25/10)
		H. Rogers, A. Bache, L. Haeger	(3/3/13)
No-Hitters	11	Chelsey Sakizze	(3/10/98)
		Beth Dieter	(5/7/00)
		Renise Landry	(2/20/00 & 3/10/01)
		Jenny Gladding	(4/18/03)
		Lindsay Littlejohn	(2/19/06)
		Stephanie Brombacher	(2/13/09)
		Stacey Nelson	(4/26/09)
		Hannah Rogers	(4/5/13 & 4/21/13)
		Delanie Gourley (NCAA Regional)	(5/16/14)



Renovations at Katie Seashole Pressly Stadium in 2012 included upgrades to the Gators' locker room & team room



A brand new, state-of-the-art, high definition video board was installed just prior to the start of the 2012 season



Thanks to a generous donation from Gator Booster Joyce Oliver, the Joyce Oliver Batting Cages opened in 2012, featuring an all-purpose, all-weather facility for hitting, pitching and defense, complete with a sound system & video analysis



THE FEEL OF POWER

POWER BRIGADE²
SQUARE IT UP

CXN ZERO

CXN ZERO™ patented two-piece technology eliminates vibration, giving you confidence at the plate so you feel nothing but power.

2016 FASTPITCH POWER BRIGADE BATS
LEARN MORE AT WWW.EASTON.COM/FASTPITCH

OFFICIAL SPONSOR OF FLORIDA SOFTBALL

