

Florida and Miami were the only schools in the nation in 2001 to rank in the top 10 of the final national rankings in both total offense and total defense.

2001 Season Notebook

Squad Achievements

- Florida finished the year ranked third in both the AP and the coaches polls, marking just the fourth time in school history that a Gator team has finished in the top three of the polls (1984, 1995, 1996 and 2001).

- Florida established a SEC record for most consecutive seasons (12 from 1990-2001) with nine-plus wins, one more than the old SEC mark of 11 straight nine-win seasons held by Alabama (1971-81). UF's current streak of 12 years with at least nine wins ranks among the three longest streaks in that category in major college history.

- UF finished in the Top 15 of the final polls for a 12th straight year (1990-2001), a mark that set a SEC record in that category and ranks among the five longest streaks in that category in major college history.

Florida and Alabama (1971-81) previously shared the SEC record with 11 straight seasons finishing in the Top 15 of the polls. Florida and Florida State are the only schools to be ranked in the final top 15 of the polls in each of the last 12 seasons (1990-2001).

- Florida appeared in a January bowl game for the ninth straight year. Only Florida and Florida State have gone to a January bowl game in each of the past nine seasons (1993-2001). The nine straight January bowl appearances is the longest such streak in SEC history.

- Florida won its 10th game in a season for the ninth time since 1991.

- UF stretched its SEC record for consecutive seasons with at least six conference wins

The Gators posted a 10-2 record in 2001 and finished third in the final polls after a victory over Maryland in the Orange Bowl. Those achievements resulted in several SEC records for consistent success as Florida became the first team in conference history to win at least nine games for 12 straight years and the first in the league to finish a season ranked in the final Top 15 of the polls for 12 consecutive years.

to 12 years (1990-2001), a total that doubles the previous record of six set by Alabama from 1961-66.

● The Gators appeared in a bowl game for the 11th straight year. UF is one of only five schools (also Nebraska, Florida State, Tennessee and Michigan) to go to a bowl game in each of the past 11 seasons (1991-2001).

Schedule Notes

● Florida and Tennessee played more games (7) vs. teams ranked in the final regular season Top 25 than any other school. Florida posted more wins (6) vs. teams (Marshall, LSU, Georgia, South Carolina, Florida State and Maryland) ranked in the final regular season Top 25 than any school in the nation.

● Nine Gator games came against teams that were ranked in the polls at some point during the season (Marshall, Miss. State, LSU, Auburn, Georgia, South Carolina, Florida State, Tennessee and Maryland).

● The Gators played eight games against teams that were selected for bowl games (Marshall, LSU, Auburn, Georgia, South Carolina, Florida State, Tennessee and Maryland) with those teams posting a 5-3 mark in bowl play.

● The Gators' 2001 schedule featured seven teams that won at least eight games (Marshall, LSU, Georgia, South Carolina, Florida State, Tennessee and Maryland). Five of those teams (Marshall, LSU, South Carolina, Tennessee and Maryland) won at least nine games.

Poll Notes

● Florida finished the season ranked third in both the AP and Coaches polls, the fourth time in school history that UF has finished in the top three (1984, 1995, 1996, 2001).

● Florida is one of only two schools in the nation to appear in the final Top 15 of the polls in each of the last 12 seasons (1990-2001). The 12 straight years also sets a SEC record in that category. UF is the fourth school to ever achieve that distinction in major college history.

● Florida's 10 Top 10 finishes since 1990 is second best in the nation over that span.

● The Gators entered the 2001 season ranked No. 1 by both the AP and the coaches. This was the third time since 1994 that the Gators opened a season ranked in the top spot. UF was ranked number 1 by AP entering the 1994 season and by the

2001 Schedule and Results

(10-2, 6-2 SEC) 3rd AP, 3rd Coaches

Sept. 1	MARSHALL (ESPN2)	W, 49-14
Sept. 8	UL-MONROE	W, 55-6
Sept. 22	at Kentucky (UP)	W, 44-10
Sept. 29	MISS. ST. (CBS)	W, 52-0
Oct. 6	at LSU (CBS)	W, 44-15
Oct. 13	at Auburn (ESPN)	L, 20-23
Oct. 27	#vs. Georgia (CBS)	W, 24-10
Nov. 3	VANDERBILT (UP)	W, 71-13
Nov. 10	at S. Carolina (ESPN)	W, 54-17
Nov. 17	FLORIDA ST. (CBS)	W, 37-13
Dec. 1	TENNESSEE (CBS)	L, 32-34
Jan. 2	%vs. Maryland (ABC)	W, 56-23

at Jacksonville, Fla.

% FedEx Orange Bowl, Miami, Fla.

coaches in 1997. It was the Gators' first ever consensus preseason No. 1 ranking.

● This was the 11th consecutive season that UF opened the season ranked in the top 10 of the polls.

● Florida has now appeared in the weekly polls 202 out of a possible 203 weeks since the start of the 1990 season, including each of the last 202 polls. The Gators didn't open the 1990 season ranked but after beating Oklahoma State 50-7 in Steve Spurrier's Florida coaching debut, UF entered the AP poll at No. 24 the following week. Florida has been ranked by one of the two major polls every week since.

● Florida is one of only three schools in major college history to ever be ranked in the polls for a period of at least 200 consecutive weeks.

● Florida has been ranked No. 1 in the AP and/or coaches poll 29 times since 1994, tying for the second most weeks of any school over that eight year time period. Nebraska has been ranked first 33 times and Florida State 29 to round out the top three schools in that category since 1994.

● Since 1990 the Gators have been ranked number one 29 times, ranked in the top five 117 times and have appeared in the Top 10 179 times.

Squad Notes

● Florida and Miami were the only two schools in the nation to appear in the top 10 in both total offense and total defense in the final NCAA stats.

● The Gators outscored opponents 482-155 (an average of 43.8 to 14.1). Its scoring margin of +29.7 ranked as the second best figure in the nation behind Miami (+33.8).

UF in the 2001 Polls

Date	AP	Coaches	BCS
Preseason	1st	1st	n/a
Aug. 27	1st	1st	n/a
Sept. 2	2nd	1st	n/a
Sept. 9	2nd	2nd	n/a
Sept. 23	2nd	2nd	n/a
Sept. 30	2nd	2nd	n/a
Oct. 7	1st	2nd	n/a
Oct. 14	7th	7th	n/a
Oct. 21	6th	6th	11th
Oct. 28	4th	3rd	8th
Nov. 4	4th	3rd	7th
Nov. 11	4th	3rd	5th
Nov. 18	3rd	3rd	4th
Nov. 25	2nd	2nd	2nd
Dec. 2	6th	6th	6th
Dec. 9	5th	5th	5th
Final	3rd	3rd	n/a

UF in the SEC and NCAA Rankings

Category	SEC	NCAA
Passing Offense (405.2 ypg)	1st	1st
Rushing Offense (122.4 ypg)	11th	85th
Total Offense (527.6 ypg)	1st	2nd
Scoring Offense (43.8 ppg)	1st	2nd
Passing Efficiency (170.1 rating)	1st	1st
Rushing Defense (100.1 ypg)	2nd	12th
Passing Defense (190.1 ypg)	3rd	28th
Total Defense (290.2 ypg)	1st	9th
Scoring Defense (14.1 ppg)	1st	5th
Passing Eff. Def. (100.1 rating)	1st	13th
Rex Grossman (170.8 QB rating)	1st	1st
Rex Grossman (354.9 total off.)	1st	1st
Jabar Gaffney (108.3 rec. ypg)	2nd	8th
Jabar Gaffney (6.09 rec. per gm.)	2nd	22nd
Reche Caldwell (96.3 rec. ypg)	4th	14th
Jeff Chandler (10.3 points per game)	1st	6th

Eye-Catching Differentials

Florida put together some impressive differential numbers during the 2001 season.

	UF	Opp.	Diff.
Total Points	482	155	+327
Points Per Game	43.8	14.1	+29.7
Total TDs	61	19	+42
Yards Per Game	527.5	290.2	+237.3
Yards Per Play	7.4	4.5	+2.9
Passing TDs	43	5	+38
Pass. Yds. Per Gm.	405.2	190.1	+215.1
Passing Efficiency	170.1	101.1	+69.0
First Downs	292	163	+129
Punts Forced	74	26	+48
QB Sacks	30	13	+17
1st Qtr. Scoring	131	39	+92
2nd Qtr. Scoring	147	26	+141
First Half Scoring	278	65	+213
3rd Qtr. Scoring	96	23	+73
% Drives for scores	55.6	18.9	+36.7
% Drives for TDs	41.5	12.8	+28.7

● The Gators were one of only four schools to rank in the top 10 in the final stats in the nation in both scoring offense and scoring defense, joining Miami (Fla.), Nebraska and Texas.

● Florida led the nation in most passing TDs (43) and tied Miami for the fewest passing TDs allowed (five).

● In eight SEC games, UF outscored its opponents 341-132, an average of 42.6 to 16.5 (+26.1 points per game).

● UF outscored its six opponents at "The Swamp" 296-80, an average score of 49.3 to 13.3 (average margin of victory of 36.0). In three SEC games at Florida Field, UF outscored its opponents 155-47 (51.6 to 15.7).

● UF was -4 in turnover margin after being +18 in that category in 2000. After finishing the 2000 season ranked second in the nation in that category, the Gators were tied for 79th in turnover margin in 2001.

● Florida had just 15 true freshman scholarship players on the roster, a total that tied the 1996 class for the lowest number of freshman scholarship signees on the roster in the Spurrier era. In 2001, the Gators had 26 freshman scholarship signees.

● Seven true freshmen played in 2001 (Jonathan Colon, Jarvis Herring, Larry Kendrick, Matt Leach, Todd McCullough, Mo Mitchell, and walk-on Brian Stone). In 2000, 15 true freshmen played over the course of the season.

Offense Notes

● The Gator offensive recap:

● Averaged 527.5 yards a game in total offense, 1st in SEC and 2nd in the nation

● Averaged 43.8 points per game, 1st in SEC and 2nd in the nation

● Averaged 405.2 passing yards per game, 1st in the nation

● Pass efficiency rating of 170.1, 1st in the nation.

● The Gators averaged 7.36 yards per play, a mark that ranked best in the nation.

● The 2001 Gator offense ranked among the finest units in UF and SEC history.

● 405.2 passing yards per game set a new UF record and ranked second best in SEC history.

● 43 TD passes tied for second best in both SEC and UF history.

● 527.5 yards in total offense per game ranked second in UF history and third in SEC history.

● 7.36 average yards per play ranked second in both the UF and SEC history.

● 43.8 points per game scoring average ranked fourth best in SEC history and third UF history.

● 5803 yards in total offense ranked third in UF history and fourth in SEC history.

● 482 points ranked fourth in UF and SEC history

● 292 first downs ranked tied for fifth in SEC history

● The Gator offense posted at least 500 yards of total offense in seven of 11 regular season games and posted 659 yards of total offense in the Orange Bowl, the fourth best total in UF history and the best ever by the Gators in a bowl game. Its 507 passing yards vs. Mississippi State and 504 vs. LSU are the second and fourth best game totals in UF history and its top two ever in SEC play. Its 640 and 632 total offense totals vs. Miss. State and LSU are seventh and ninth, respectively, in school history and two of its top three all-time in SEC play. Its 584 total yards against Georgia was UF's most ever against the Bulldogs.

● The potent Gator offense started 142 drives this season and scored on 79 of them (55.6%), including 59 TDs (41.5%).

● Florida's passing offense racked up some top achievements. It averaged 405.2 yards a game passing, second best in SEC history, best in the nation in 2001, and a mark that was well above the Spurrier era high (360.8 ypg in 1995). Its 170.1 passing efficiency, 43 TD passes, 9.61 yards per attempt, and TD percentage of 9.27 all led the nation.



Florida's offense in 2001 led the nation in passing (405.2 ypg), pass efficiency (170.1), and TD passes (43) while ranking second in scoring (43.8 ppg) and total offense (527.6 yards per game)

● As mentioned, the Gators team passing efficiency rating of 170.1 led the nation. Rex Grossman led the nation with a mark of 170.8. Grossman's 235.86 mark vs. LSU set a school record (min. 20 completions). His 230.68 the previous week vs. Miss State ranks third and his 198.00 vs. Marshall ranks as the sixth best in school history.

● Florida led the nation in TD passes (43) for the fifth time in the past nine seasons.

● The Gators only punted 26 times in 2001, an average of just 2.4 punts per game. UF played consecutive games against Vanderbilt and South Carolina without punting.



WR Reche Caldwell (above) and Jabar Gaffney (right), both semifinalist for the Biletnikoff Award, became just the second pair of wide receivers in both UF and SEC history to register over 1,000 receiving yards in the same season. The duo combined for 132 catches for 2,250 yards and 23 TDs in

● UF scored over 30 points in nine of 11 regular season games (all but Auburn – 23 and Georgia – 24) and also scored 56 in the Orange Bowl.

● A lot of good things were rightfully said about the improvement of the 2001 Gator defense vs. 2000. The Gator offense also showed quite an improvement when compared to the 2000 unit.

	2000	2001
Total Offense	418.7	527.5
Passing Offense	308.2	405.2
Rushing Offense	110.5	122.4
Yards per play	6.1	7.4
1st downs per game	21.5	26.5



Rex Grossman (above), who set a NCAA Division 1-A record for most TD passes in a combined freshman and sophomore season (55), led the nation in pass efficiency (170.8), passing yards per game (354.2), total offense per game (354.9), yards per play (9.10 and yards per pass attempt (9.86), while ranking second in points responsible for (21.27 per game). Grossman became the first player since BYU's Steve Young in 1983 to lead the nation in both passing efficiency and total offense per game in the same year.



● The Gators scored on 90% of their red zone possessions (53 of 59), including a TD percentage of 68% (40 of 59). UF scored on each of its final 26 red zone possessions of the 2001 season (18 TDs, eight FGs).

● One of the big strengths of the 2000 Gator offense was that it protected the ball, committing only 21 turnovers in 12 games – a mark that ranked just one shy of the school record. UF exceeded that total in 2001 with 26 (13 interceptions and 13 fumbles lost), a mark that ranked tied for 85th in the country.

● The Gator offense ran 788 total plays (464 pass, 324 rush) with 58.9% of those plays coming via the pass, eclipsing last year's 56.3% passing plays as the Spurrier era high. Here is a season-by-season run-pass ratio since 1990:

Year	Run %	Pass%
1990	51.5	48.5
1991	50.5	49.5
1992	45.9	54.1
1993	45.0	55.0
1994	48.9	51.1
1995	47.3	52.7
1996	51.8	48.2
1997	50.7	49.3
1998	44.7	55.3
1999	46.8	53.2
2000	43.7	56.3
2001	41.1	58.9

● UF had 17 different players catch a pass during the season. The unit averaged a sparkling 14.9 yards per catch in 2001. Florida had 14 different players catch a pass against UL-Monroe, breaking the school single-game record of 13 set in 1995 against Northern Illinois and tied in 1996 against Georgia Southern.

● In its 12 games, including the Orange Bowl, Florida had two receivers catch over 100 yards in the same game six times (Miss. State, LSU, Auburn, Vanderbilt, Tennessee and Maryland). In the previous 94 years of UF football (951 games) that had happened only 10 times.

● Florida's offensive line yielded just 13 sacks in 2001 (third fewest in the SEC) out of 477 attempted passing plays. In 2000, UF allowed 26 sacks over the course of the year.

● RBs Earnest Graham and Robert Gillespie have rushed for 3,834 combined yards in their careers. Graham is on the verge (1987 career rushing yards) of becoming just the 12th back in Gator history to break the 2,000 career rushing yard plateau while Gillespie joined Errict Rhett as the only two running backs in UF history with over 1,000 career receiving yards.

● The trio of Jabar Gaffney, Reche Caldwell and Taylor Jacobs combined for 170 catches for 2,962 yards (17.42 avg) and 30 TDs. The talented duo of Gaffney and Caldwell combined for 252 catches for 4,194 receiving yards and 43 TDs during the past two seasons (23 games).

● The wide receiver duo of junior Reche

Caldwell and sophomore Jabar Gaffney combined for 279 career catches for 4,463 yards and 45 TDs. They rank sixth and seventh, respectively on UF's all time receptions list. The duo combined for 132 catches this fall for 2,250 yards and 23 TDs and clearly ranked among the elite receiving duos in the nation.

- They were both named one of 11 semifinalists for the Biletnikoff Award, making UF the only school with two representatives on the list. Gaffney is one of three finalists for the award.

- They were just the second pair of wide receivers in UF and SEC history to both register 1,000 yard receiving seasons in the same year (Chris Doering- 1,045 and Ike Hilliard with 1,008 in UF's 1995 season). Gaffney had 1,191 yards on the season and Caldwell 1,059.

- They are one of two duos in the nation that both ranked among the nation's top 15 in average receiving yards per game (Gaffney – 8th with 108.3 yards per game and Caldwell – 14th with 96.3), joining Fresno State's Bernard Berrian and Rodney Wright.

- Their 23 combined TD catches was tied for third best in the nation for a receiver duo and their 17.05 yards per catch ranked fourth in the nation for a duo (minimum 50 catches for each player).

- Their 204.5 average receiving yards per game ranked second best in the nation for a receiver duo (minimum 50 catches for each player) behind Hawaii's Ashley Lelie and Channon Harris' 209.5.

- Gaffney was the first wide receiver in Florida history and only the third in SEC history (LSU's Josh Reed in 2000-01 and Tennessee's Joey Kent in 1995-96) to register back-to-back 1,000 receiving seasons.

- One of Florida's goals in 2001 was to run the ball more effectively and the Gators improved somewhat over 2000. UF averaged 122.4 ypg on the ground, a mark that was 11th in the SEC and 85th in the nation. In its nine wins UF averaged 149.6 rushing yards per game while in its two losses it rushed for a combined zero yards. Florida had only 324 rushing attempts on the year, breaking the old school record for fewest rushing attempts in a year of 325 set in 1946. The Gators rushed for only 110.5 ypg in 2000, which ranked 10th in the SEC

and 91st in the nation. It also ranked as the second lowest average in the Spurrier era and among the six lowest in that category in school history.

Defense Notes

- The Gator defensive recap:

- Yielded 290.2 yards per game, 1st in the SEC and 9th in the nation

- Gave up 14.1 points per game, 1st in the SEC and 5th best in the nation

- Yielded 100.1 rushing yards per game, 2nd in the SEC and 12th in the nation.

- A pass efficiency defense rating of 101.1, 1st in the SEC and 13th in the nation

- Allowed 163 first downs, 1st in the SEC

- Permitted 25.3% of third downs conversion attempts, 1st in the SEC

- Florida was the only defense in the SEC and one of only six schools in the nation (also Kansas State, Oklahoma, Southern Miss., Texas and Virginia Tech) to rank in the top 15 in total defense, scoring defense, rushing defense and passing efficiency defense.



Florida, which led the SEC in total defense in 2001, was one of only six units (also Texas, Oklahoma, Kansas State, Virginia Tech and Southern Miss) to rank in the Top 15 in the nation in scoring defense, total defense, rushing defense and pass efficiency defense.

● The Gators yielded a total of just 19 TDs, a sum that ranked as the fourth fewest in the nation. Miami led the nation allowing just 14 touchdowns this year, followed by Virginia Tech (17) and Oklahoma (18).

● The Gator defense surrendered 17 or fewer points in nine of 12 games (all but Auburn – 23, Tennessee – 34 and Maryland – 23).

● Florida's five TD passes surrendered tied Miami for the fewest in the nation.

● A big reason for Florida's defensive improvement was the experience of the unit. Entering the 2001 season the Gators had 205 combined career starts on the defensive unit (DB- 122, DL, 34, LB- 49), making it by far the most experienced Gator unit in Jon Hoke's three years as defensive coordinator. Florida's 1999 defensive unit had only 28 combined starts entering that season (DL- 13, LB-3 and DB- 12). The 2000 unit entered the year with 140 combined career starts (DL- 57, LB-18, DB- 65)

● Twenty-six (26) players on the 2001 Gator roster have started a game at UF on defense.

● There were clearly some impressive achievements about this veteran defensive unit in 2001 when compared to the 2000 unit.

	2000	2001
Total Defense	346.0	290.2
Scoring Defense	19.7	14.1
Rushing Defense	133.1	100.1
3rd Down Conv	37%	25%
Plays per game	73.2	64.7
Forced punts per gm.	5.9	6.7

● The Florida defense saw opponents begin 148 drives in 2001. Only 28 of those drives (18.9%) ended in a score (19 TDs and nine field goals) and only 12.8% (19 of 148) ended in TDs.

● One of the top goals for the 2001 Gator defense was to improve against the rush and the Gators met that goal.

- It yielded an average of 100.1 yards per game. It surrendered an average of 133.1 ypg in 2000.
- 155 of 347 rushing plays (45%) went for one yard or less.
- Only allowed only 64 rushing first downs all season after allowing 92 in 2000.
- Permitted 3.2 yards per rush vs. 3.7 in 2000.

● Florida made 30 sacks in 2001, second in the SEC, after making 26 in 2000. The Gators have led the SEC in that category in four of the last six years.

● Another high priority for the Gator defense was to reduce the amount of time it was on the field. In 2000 Gator oppo-

nents were on the field for 878 offensive plays, an average of 73.2 per game. The 878 offensive snaps by Gator opponents were the most run against a Gator defense during a single season in school history. The Gator defense was on the field for 712 plays in 2001, an average of 64.7 snaps a game.

● A disappointment for the Gator defense in 2001 was its lack of forced turnovers. Florida led the nation in 2000 in turnovers gained with 40 on the season (16 fumble recoveries plus a school record 24 interceptions) whereas it had just 22 (12 INTs, 10 fumble recoveries) last fall, a mark that ranked tied for 54th in the nation.

● The experienced secondary had 10 players that have started a game, and they combined for 176 career starts. The experienced unit had 122 combined career starts entering the year whereas the 2000 unit had only 66 combined starts entering that season and just 12 in Jon Hoke's first year as defensive coordinator in 1999. This is the first season since 1998 that a senior has started a game in the Gator secondary. Throughout the entire 1999 and 2000 seasons a senior never started a game in the defensive backfield.

● UF's experience on defense, especially in the secondary, resulted in UF's pass efficiency rating ranking 13th in the nation (101.2). UF yielded just 5.7 yards per pass attempt and allowed five TD passes this season, tying Miami for the fewest of any school in the nation.

● The Gator linebacking corps was also an experienced unit. Eight of the top nine linebackers from 2000 returned providing far more experience than entering that season. UF's linebackers combined to make 49 career starts entering 2001 where as last year's linebackers entered the season having only a combined 18 career starts between them.

● Although the overall defensive unit boasted a lot of experience, that wasn't the case on the defensive line entering the year. Tackle Bryan Savelio and end Bobby McCray both made their first career start in the game against Marshall. DT Ian Scott did the same vs. UL-Monroe. The departing defensive tackle trio of Gerard Warren, Buck Gurley and Derrick Chambers started 67 games in their careers. The 2001 tackle group had just one career start entering the year, courtesy of Tron LaFavor who started that lone game vs. Tennessee last year at end. The defensive end contingent had four players who had started games for a combined total of 34 career starts entering the year, but 22 of those were by Alex Brown.

Special Teams

● The Gators showed improvement in several aspects of its special teams coverage units in 2001.

- It had a 36.9 net punting average (34th in the nation) vs. a 34.3 average in 2000
- Opponents averaged 15.2 yards per KO return vs. 19.9 in 2000
- Opponents averaged just 8.4 yards per punt return vs. 12.9 in 2000
- UF's punt and kickoff return units didn't have the type of year they expected, ranking 43rd in the nation in punt returns (10.3) and only 73rd in kickoff returns (19.5).
- Florida blocked six kicks, its most since blocking seven in 1995.
- Florida did not have a single player on its roster who had ever punted in a collegiate game prior to the 2001 season.
- UF's field goal team, with PK Jeff Chandler at the helm for all but two attempts (one miss), is 57-for-66 (86%) since 1999 and hit on each of its final 16 attempts in 2001.

Record Book

PK Jeff Chandler

368 career points broke the UF record, is second in SEC history for all players and ranks eighth all-time in NCAA career scoring by a kicker...83.8 percent career field goal percentage ranks second in UF and SEC history...67 career field goals made ranks first in UF history and fourth in SEC history...167 career PATs made is the most in UF history



Jeff Chandler scored more points (368) than any player in UF history, a total that also ranks second best in SEC history. He made more field goals (67) than any player in Gator history.

and the second best total in SEC history...16 consecutive field goals made in 2001 ranks second in UF history and 13 consecutive field goals made over the 2000 and 2001 seasons is third in school history.

WR Jabar Gaffney

14 career 100-yard receiving games ranks first in school history...138 career receptions is seventh in UF history...2,375 career receiving yards ranks second in UF history...1,191 receiving yards in 2001 is fourth on Florida's single-season receiving yards list and eighth on the SEC's single-season receiving yards list...27 TD catches ranks fourth in UF history and sixth in SEC history... 27 TD catches in 2000-01 are the most by a player in his combined freshman and sophomore seasons in major college history...



Jabar Gaffney caught more TD passes (27) over the course of his combined freshman and sophomore seasons than any player in major college history. His 14 career 100 yard receiving games ranks first in UF history.

Eight 100-yard receiving games in 2001 is tied for the most 100-yard receiving games in a season in UF history.

WR Reche Caldwell

Eight career 100-yard receiving games is tied for third in UF history...141 career receptions ranks sixth in school history... 2,088 career receiving yards ranks ninth in UF history...1,059 receiving yards in 2001 ranks as the seventh best seasonal total in school history...18 career receiving TDs is 11th in UF history...10 consecutive games with a TD catch is send all-time in Florida history...Six 100-yard receiving games in 2001 tied for fifth most 100-yard receiving games in a season.

QB Rex Grossman

290 career completions is eighth in UF history...5,762 career passing yards ranks seventh in school history...3,896 passing yards in 2001 is the most in a season in UF history and second in SEC history for single-season passing yards...464 yards passing at LSU in 2001 is the most in a game in UF history...34 TD passes in 2001 is third in UF history for a single season and sixth in



Rex Grossman's 3,896 passing yards in 2001 ranks as the top single-season total in Gator history.

SEC history...55 career TD passes is fifth in school history and 11th in SEC history...55 TD passes in his combined freshman and sophomore seasons sets a major college record...Nine consecutive 300-yard passing games in 2001 is the best in that category in school history...10 300-yard passing games in 2001 is the most for a season at UF...11 career 300-yard passing games ranks third in UF history...170.8 passing efficiency in 2001 ranks 12th for a season in NCAA history...235.86 passing efficiency at LSU is the best in school history for a single game...230.68 passing efficiency against Mississippi State ranks third in UF history for a single game...198.00 passing efficiency against Marshall ranks sixth in school history for a single game...36 total TDs in 2001 ranks third for a season at UF.

RB Robert Gillespie

16 career rushing TDs is 11th-best in UF history...1,091 career receiving yards ranks second in school history by a RB...96 career catches ranks second best in UF history for a RB...3,312 career all-purpose yards ranks 10th in UF history

RB Earnest Graham

22 career rushing TDs is seventh in UF history



Robert Gillespie became only the second running back in school history to rush for over 1,800 career yards and catch passes for over 1,000 career yards.

DE Alex Brown

33 career QB sacks is the most in UF history...46 career tackles for loss ranks sixth in school history

Television Exposure

● In its 150 games since 1990 Florida has appeared on live network television 119 times. Seventy-nine (79) of those 119 live network telecasts have been national broadcasts. Florida has posted a 92-26-1 record in those games.



Alex Brown set a school record for most QB sacks in a career with 33.

● NATIONAL TV APPEARANCES SINCE 1990

1. Notre Dame	122
2. FLORIDA	79
3. Michigan	74
Florida State	74
5. Miami	69
Penn State	69

● Amazingly, the Gators have appeared on live network television in 55 of their last 56 SEC games. Since the start of the 1994 season the Gators have had 64 of their 68 SEC games televised live on network TV.

● ESPN's College GameDay has been on-site for 16 UF games, tying Florida State for the most games covered of any school. Nebraska is third with 12 GameDay appearances. GameDay's six appearances in Gainesville tie South Bend, IN for the most of any campus site in the show's history.

● Seventy-four of UF's last 86 games (86%) have been selected for live network telecasts.

Attendance Notes

● Once again in 2001, the Gators sold all available season tickets (72,000). That figure continues to rank as the best in the state of Florida history for any team – collegiate or professional.

● The Gators have ranked among the nation's top 15 schools in average home attendance in each of the last 20 years (1982-2001) and ranked among the nation's top eight schools in each of the last 11 years (1991-2001). UF's average of 85,493 fans per home game in 1999 ranked as the best single-season mark in school history. UF averaged 85,432 in 2001, including a school-record 85,771 for the Tennessee game.

● Florida has a current streak of 77 consecutive home sellouts dating back to the 1989 season. Here is where UF ranks nationally for current consecutive sellouts.

1. Nebraska	246
2. Notre Dame	160
3. Michigan	105
4. Penn State	94
5. FLORIDA	77

ALL-AMERICA

AMERICAN FOOTBALL COACHES ASSOCIATION: WR Jabar Gaffney (first team)

ASSOCIATED PRESS: DE Alex Brown (first team), WR Jabar Gaffney (first team), QB Rex Grossman (first team), OT Mike Pearson (first team), CB Lito Sheppard (second team), LB Andra Davis (third team)

FOOTBALL NEWS: WR Jabar Gaffney (first team), QB Rex Grossman (first team), DE Alex Brown (second team), OT Mike Pearson (second team), WR Reche Caldwell (honorable mention)

FOOTBALL WRITERS: DE Alex Brown (first team), WR Jabar Gaffney (first team), OT Mike Pearson (first team)

SPORTING NEWS: WR Jabar Gaffney (first team), OT Mike Pearson (first team), DE Alex Brown (second team), LB Andra Davis (second team), CB Lito Sheppard (second team), QB Rex Grossman (third team), C Zac Zedalis (fourth team)

WALTER CAMP FOOTBALL FOUNDATION: DE Alex Brown (first team), WR Jabar Gaffney (first team), QB Rex Grossman (first team)

**2001 HONORS
By Agency**

NATIONAL PLAYER OF THE YEAR AWARDS

HEISMAN TROPHY: QB Rex Grossman (second in balloting)

WALTER CAMP AWARD (national player of the year): QB Rex Grossman (one of four finalists)

MAXWELL AWARD (college player of the year): QB Rex Grossman (one of three finalists)

ASSOCIATED PRESS NATIONAL PLAYER OF THE YEAR: QB Rex Grossman

FOOTBALL NEWS NATIONAL OFFENSIVE PLAYER OF THE YEAR: QB Rex Grossman (one of five finalists), WR Jabar Gaffney (Football News-one of 15 semifinalists)

FOOTBALL NEWS NATIONAL DEFENSIVE PLAYER OF THE YEAR: DE Alex Brown (one of 15 semifinalists)

BILETNIKOFF AWARD (top wide receiver): WR Jabar Gaffney (one of three finalists), WR Reche Caldwell (one of 11 semifinalists)

BUTKUS AWARD (top linebacker): LB Andra Davis (one of 12 semifinalists), LB Travis Carroll (Watch List), LB Mike Nattiel (Watch List)

DAVEY O'BRIEN AWARD (top quarterback): QB Rex Grossman (one of three finalists)

DOAK WALKER AWARD (top running back): RB Earnest Graham (Watch List)

GROZA AWARD (top place kicker): PK Jeff Chandler (Watch List)

LOMBARDI AWARD (top lineman/linebacker): DE Alex Brown (one of four finalists), OT Mike Pearson (Watch List)

NAGURSKI TROPHY (top defensive player): DE Alex Brown (one of five finalists)

OUTLAND TROPHY (top offensive lineman): OT Mike Pearson (Watch List)

THORPE AWARD (top defensive back): FS Todd Johnson (Watch List), CB Lito Sheppard (Watch List)

SEC PLAYER OF THE YEAR AWARDS

SEC PLAYER OF THE YEAR: QB Rex Grossman (SEC Coaches, Football News)

SEC OFFENSIVE PLAYER OF THE YEAR: QB Rex Grossman (AP)

SEC DEFENSIVE PLAYER OF THE YEAR: DE Alex Brown (AP)

ALL-SEC

ASSOCIATED PRESS: DE Alex Brown (first team), PK Jeff Chandler (first team), LB Andra Davis (first team), WR Jabar Gaffney (first team), QB Rex Grossman (first team), FS Todd Johnson (first team), OT Mike Pearson (first team), CB Lito Sheppard (first team), WR Reche Caldwell (second team), RB Earnest Graham (second team), DT Ian Scott (second team), C Zac Zedalis (second team)

SEC COACHES: DE Alex Brown (first team), WR Jabar Gaffney (first team), QB Rex Grossman (first team), OT Mike Pearson (first team), CB Lito

Sheppard (first team), C Zac Zedalis (first team), WR Reche Caldwell (second team), PK Jeff Chandler (second team), LB Andra Davis (second team), FS Todd Johnson (second team)

FOOTBALL NEWS: DE Alex Brown, PK Jeff Chandler, LB Andra Davis, WR Jabar Gaffney, QB Rex Grossman, OT Mike Pearson, CB Lito Sheppard

ACADEMIC HONORS

VERIZON ACADEMIC ALL-DISTRICT: QB Brock Berlin, SS Marquand Manuel, OT Mike Pearson, DT Ian Scott

SEC ACADEMIC HONOR ROLL: WR Casey Conner, RB Robert Gillespie, LB Bam Hardmon, WR Danny Heard, C David Jorgensen, DT Tron LaFavor, FS Marquand Manuel, OT Mike Pearson, FB Rob Roberts, TE Aaron Walker, TE Kirk Wells, C Zac Zedalis

OTHER HONORS

SEC GOOD WORKS TEAM: OG Tommy Moody

SEC PLAYER OF THE WEEK: QB Rex Grossman (Sept. 1 vs. Marshall), RB Robert Gillespie (Sept. 22 vs. Kentucky), DE Alex Brown (Oct. 6 vs. LSU), QB Rex Grossman (Oct. 27 vs. Georgia), LB Andra Davis (Nov. 10 vs. South Carolina)

ALL-STAR GAMES

EAST-WEST SHRINE GAME: PK Jeff Chandler

SENIOR BOWL: DE Alex Brown, PK Jeff Chandler, LB Andra Davis (Defensive MVP), SS Marquand Manuel

FLORIDA GRIDIRON CLASSIC: CB Bennie Alexander, LB Travis Carroll, RB Robert Gillespie, OG Tommy Moody, C Zac Zedalis

HULA BOWL: DE Alex Brown, PK Jeff Chandler, LB Andra Davis, OG Tommy Moody, C Zac Zedalis



Alex Brown, a finalist for the Lombardi Award, was named the SEC Defensive Player of the Year and became the first defensive lineman in school history to garner first-team All-America honors twice (1999, 2001).



Jabar Gaffney, a finalist for the Biletnikoff Award, became just the second sophomore wide receiver in Gator history to garner first-team All-American honors.



Rex Grossman became just the fifth sophomore to ever rank in the top two of the Heisman Trophy balloting. He was named National Player of the Year by the Associated Press.

Bennie Alexander
Brock Berlin
Alex Brown

Selected for the Florida Gridiron Classic
Verizon Academic All-District III

Selected for the Senior Bowl and Hula Bowl; Lombardi Award Finalist (one of four); Nagurski Trophy Finalist (one of five); Football News National Defensive Player of the Year Semifinalist (one of 15); SEC Defensive Player of the Year (Associated Press); All-America First Team (AP, Walter Camp Football Foundation, Football Writers); All-America Second Team (Football News, The Sporting News); All-SEC First Team (Associated Press, SEC Coaches, Football News); SEC Defensive Player of the Week (Oct. 6 vs. LSU)

Reche Caldwell

Biletnikoff Award Semifinalist (one of 11); All-America Honorable Mention (Football News); All-SEC Second Team (Associated Press, SEC Coaches)

Travis Carroll
Jeff Chandler

Selected for the Florida Gridiron Classic; Butkus Award Watch List

Selected for the East-West Shrine Game, Senior Bowl and Hula Bowl; Groza Award Watch List; All-SEC First Team (Associated Press, Football News); All-SEC Second Team (SEC Coaches)

Casey Conner

SEC Academic Honor Roll

2001 HONORS

Individual

Andra Davis

Selected for the Senior Bowl and Hula Bowl; Butkus Award Semifinalist (one of 12); All-America Second Team (The Sporting News); All-America Third Team (AP); All-SEC First Team (Associated Press, Football News); All-SEC Second Team (SEC Coaches); SEC Defensive Player of the Week (Nov. 10 vs. South Carolina)

Jabar Gaffney

Biletnikoff Award Finalist (one of three); Football News National Offensive Player of the Year Semifinalist (one of 15); All-America First Team (AP, American Football Coaches Association, Walter Camp, Football Writers, Football News, The Sporting News); All-SEC First Team (Associated Press, SEC Coaches, Football News)

Robert Gillespie

Selected for the Florida Gridiron Classic; SEC Offensive Player of the Week (Sept. 22 vs. Kentucky); SEC Academic Honor Roll

Ernest Graham
Rex Grossman

All-SEC Second Team (Associated Press); Doak Walker Award Watch List
Heisman Trophy Finalist (second in balloting); Walter Camp Award Finalist (one of four); Maxwell Award Finalist (one of three); Davey O'Brien Award Finalist (one of three); Associated Press National Player of the Year; Football News National Offensive Player of the Year Finalist (one of five); All-America First Team (AP, Walter Camp Football Foundation, Football News); All-America Third Team (The Sporting News); SEC Player of the Year (SEC Coaches, Football News); SEC Offensive Player of the Year (Associated Press); All-SEC First Team (Associated Press, SEC Coaches, Football News); SEC Player of the Week (Sept. 1 vs. Marshall and Oct. 27 vs. Georgia)

Byron Hardmon

SEC Academic Honor Roll

Danny Heard

SEC Academic Honor Roll

Todd Johnson

All-SEC First Team (Associated Press); All-SEC Second Team (SEC Coaches); Thorpe Award Watch List

David Jorgensen

SEC Academic Honor Roll

Tron LaFavor

SEC Academic Honor Roll

Marquand Manuel

Selected for the Senior Bowl; Verizon Academic All-District III; SEC Academic Honor Roll

Tommy Moody

Selected for the Hula Bowl and the Florida Gridiron Classic; SEC Good Works Team

Mike Nattiel

Butkus Award Watch List

Mike Pearson

All-America First Team (AP, Football Writers, The Sporting News); All-America Second Team (Football News); All-SEC First Team (Associated Press, SEC Coaches, Football News); Lombardi Award Watch List; Outland Trophy Watch List; Verizon Academic All-District III; SEC Academic Honor Roll

Rob Roberts

SEC Academic Honor Roll

Ian Scott

All-SEC Second Team (Associated Press); Verizon Academic All-District III

Lito Sheppard

All-America Second Team (AP, The Sporting News); All-SEC First Team (Associated Press, SEC Coaches, Football News); Thorpe Award Watch List

Aaron Walker

SEC Academic Honor Roll

Kirk Wells

SEC Academic Honor Roll

Zac Zedalis

Selected for the Hula Bowl and the Florida Gridiron Classic; All-America Fourth Team (The Sporting News); All-SEC First Team (SEC Coaches); All-SEC Second Team (Associated Press); SEC Academic Honor Roll

Game-by-Game Results

RECORD:	OVERALL	HOME	AWAY	NEUTRAL
ALL GAMES	(10-2-0)	(5-1-0)	(3-1-0)	(2-0-0)
CONFERENCE	(6-2-0)	(2-1-0)	(3-1-0)	(1-0-0)
NON-CONFERENCE ...	(4-0-0)	(3-0-0)	(0-0-0)	(1-0-0)

DATE	OPPONENT	W/L	SCORE	ATTEND
Sep 1	MARSHALL	W	49-14	85445
Sep 8	LOUISIANA-MONROE	W	55-6	85011
*Sep 22	at Kentucky	W	44-10	66126
*Sep 29	MISSISSIPPI STATE	W	52-0	85579
*Oct 6	at LSU	W	44-15	92010
*Oct 13	at Auburn	L	20-23	86063
*Oct 27	vs Georgia	W	24-10	84401
*Nov 3	VANDERBILT	W	71-13	85052
*Nov 10	at South Carolina	W	54-17	84900
Nov 17	FLORIDA STATE	W	37-13	85732
*Dec 1	TENNESSEE	L	32-34	85771
Jan 2	vs Maryland (Orange Bowl)	W	56-23	73640

* denotes conference game

3RD-DOWN CONVERSIONS	60/132	40/158
3rd-Down Pct	45%	25%
4TH-DOWN CONVERSIONS	12/18	12/25
4th-Down Pct	67%	48%
SACKS BY-YARDS	30-150	13-91
MISC YARDS	8	5
TOUCHDOWNS SCORED.	61	19
FIELD GOALS-ATTEMPTS.	20-24	9-14
PAT KICKS-ATTEMPTS	56-59	12-17
ATTENDANCE	512590	329099
Games/Avg Per Game	6/85432	4/82275

Score by Quarters

BY QUARTER	1st	2nd	3rd	4th	Total
Team	131	147	96	108	482
Opponents	39	26	23	67	155

2001 STATISTICS

Team and Individual

(Statistics represent regular season games only)

Team Statistics

	UF	OPP
SCORING	482	155
Points Per Game	43.8	14.1
FIRST DOWNS	292	163
Rushing	84	64
Passing	194	87
Penalty	14	12
RUSHING YARDAGE	1346	1101
Yards gained rushing	1547	1431
Yards lost rushing	201	330
Rushing Attempts	324	347
Average Per Rush	4.2	3.2
Average Per Game	122.4	100.1
TDs Rushing	16	14
PASSING YARDAGE	4457	2091
Att-Cmp-Int	464-299-13	365-201-12
Average Per Pass	9.6	5.7
Average Per Catch	14.9	10.4
Average Per Game	405.2	190.1
TDs Passing	43	5
TOTAL OFFENSE	5803	3192
Total Plays	788	712
Average Per Play	7.4	4.5
Average Per Game	527.5	290.2
KICKOFF RETURNS: #-YARDS	24-468	66-1003
PUNT RETURNS: #-YARDS	36-369	10-84
INT RETURNS: #-YARDS	12-180	13-60
KICKOFF RETURN AVERAGE	19.5	15.2
PUNT RETURN AVERAGE	10.3	8.4
INT RETURN AVERAGE	15.0	5.0
FUMBLES-LOST	22-13	17-10
PENALTIES-YARDS	101-721	65-495
Average Per Game	65.5	45.0
PUNTS-YARDS	26-1044	74-2875
Average Per Punt	40.2	38.9
Net punt average	36.9	33.9
TIME OF POSSESSION/GAME	29:28	30:32

Individual Statistics

RUSHING	GP/GS	Att	Gain	Loss	Net	Avg	TD	Long	Avg/G
Earnest Graham	9/9	125	665	15	650	5.2	9	50	72.2
R. Gillespie	11/3	94	421	26	395	4.2	1	25	35.9
Ran Carthon	11/0	36	172	10	162	4.5	0	22	14.7
Willie Green	3/0	14	72	11	61	4.4	1	34	20.3
Reche Caldwell	11/11	5	47	0	47	9.4	0	18	4.3
Taylor Jacobs	11/2	4	29	2	27	6.8	0	21	2.5
Carlos Perez	11/2	2	22	0	22	11.0	0	12	2.0
Matt Sitter	3/0	2	13	0	13	6.5	0	10	4.3
Rex Grossman	11/11	34	95	87	8	0.2	5	31	0.7
Kelvin Knight	11/0	1	7	0	7	7.0	0	7	0.6
Max Starks	11/11	1	4	0	4	4.0	0	4	0.4
Brock Berlin	8/0	1	0	9	-9	-9.0	0	0	-1.3
Matt Leach	10/0	1	0	18	-18	-18.0	0	0	-1.8
Team	11/11	4	0	23	-23	-11.5	0	0	-2.1
Total	11/11	324	1547	201	1346	4.2	16	50	122.4
Opponents	11/11	347	1431	330	1101	3.2	14	68	100.1
PASSING	GP/GS	Effic	Att-Cmp-Int	Pct	Yds	TD	Lng	Avg/G	
Rex Grossman	11/11	170.75	395-259-12	65.6	3896	34	80	354.2	
Brock Berlin	8/0	173.79	60-36-1	60.0	483	9	64	69.0	
Jeff Creveling	2/0	110.90	4-2-0	50.0	29	0	23	14.5	
Jabar Gaffney	11/11	203.87	3-2-0	66.7	49	0	40	4.5	
Earnest Graham	9/9	0.00	1-0-0	0.0	0	0	0	0.0	
UF Team	11/11	0.00	1-0-0	0.0	0	0	0	0.0	
Total	11/11	170.11	464-299-13	64.4	4457	43	80	405.2	
Opponents	11/11	101.14	365-201-12	55.1	2091	5	62	190.1	

UF in the Red Zone

Team	No.	Scores	TDs	FGs	TO	Dwn.	MFG	Sc.%	TD%
UF	59	53	40	13	4	0	2	.898	.678
Opp	26	19	16	3	1	4	1	.731	.615

TO: Turnover; Dwn.: Turnover on downs or half/game ends; EOQ: End of quarter; MFG: Missed Field Goal; Sc.%: Scoring percentage; TD%: Touchdown percentage

RECEIVING

	GP/GS	No.	Yds	Avg	TD	Long	Avg/G
Jabar Gaffney	11/11	67	1191	17.8	13	80	108.3
Reche Caldwell	11/11	65	1059	16.3	10	64	96.3
Taylor Jacobs	11/2	38	712	18.7	7	64	64.7
R. Gillespie	11/3	41	445	10.9	2	52	40.5
Aaron Walker	11/9	16	179	11.2	2	28	16.3
Ran Carthon	11/0	13	145	11.2	0	36	13.2
Earnest Graham	9/9	12	129	10.8	0	40	14.3
Carlos Perez	11/2	11	178	16.2	3	32	16.2
Ben Troupe	11/0	9	98	10.9	1	22	8.9
Kelvin Kight	11/0	8	93	11.6	2	23	8.5
B. Haugabrook	9/0	5	71	14.2	0	23	7.1
Kirk Wells	10/1	5	58	11.6	2	20	5.8
Rob Roberts	11/4	4	23	5.8	1	11	2.1
Matt Jackson	11/1	2	37	18.5	0	27	3.4
O.J. Small	8/0	1	24	24.0	0	24	4.0
Ray Snell	11/2	1	9	9.0	0	9	0.9
Brian Stone	11/0	1	6	6.0	0	6	0.5
Total	11/11	299	4457	14.9	43	80	405.2
Opponents	11/11	201	2091	10.4	5	62	190.1

INTERCEPTIONS

	No.	Yds	Avg	TD	Long
Lito Sheppard	2	7	3.5	0	7
Keiwan Ratliff	2	16	8.0	0	16
Travis Carroll	2	50	25.0	1	26
Todd Johnson	2	25	12.5	0	25
Marquand Manuel	1	18	18.0	0	18
Andra Davis	1	25	25.0	1	25
Mike Nattiel	1	25	25.0	0	25
Matt Farrow	1	14	14.0	0	14
Total	12	180	15.0	2	26
Opponents	13	60	4.6	0	37

PUNTING

	No.	Yds	Avg	Long	TB	FC	I20	Blkd
Matt Leach	26	1044	40.2	54	2	6	7	0
Total	26	1044	40.2	54	2	6	7	0
Opponents	74	2875	38.9	65	5	7	11	2

PUNT RETURNS

	No.	Yds	Avg	TD	Long
Lito Sheppard	26	246	9.5	0	28
Keiwan Ratliff	6	63	10.5	0	38
Kelvin Kight	3	26	8.7	0	12
Guss Scott	1	34	34.0	0	0
Total	36	369	10.3	0	38
Opponents	10	84	8.4	0	23

KICK RETURNS

	No.	Yds	Avg	TD	Long
Lito Sheppard	7	171	24.4	0	40
Keiwan Ratliff	7	121	17.3	0	26
R. Gillespie	2	62	31.0	0	45
Ran Carthon	2	35	17.5	0	23
Daryl Dixon	2	29	14.5	0	22
Kelvin Kight	1	9	9.0	0	9
Reche Caldwell	1	12	12.0	0	12
Carlos Perez	1	8	8.0	0	8
Matt Jackson	1	21	21.0	0	21
Total	24	468	19.5	0	45
Opponents	66	1003	15.2	0	68

FIELD GOALS

	FGM-FGA	Pct	01-19	20-29	30-39	40-49	50-99	Lg	Blk
Brendt Talcott	1-2	50.0	0-0	1-2	0-0	0-0	0-0	28	0
Jeff Chandler	19-22	86.4	1-1	3-3	8-10	6-7	1-1	52	1

FG SEQUENCE

	FLORIDA	OPPONENTS
Marshall	25	—
Louisiana-Monroe	(29),(28)	—
Kentucky	(39)	51,(41)
Mississippi State	33,40,(46)	44
LSU	38,(42)	(44)
Auburn	(45),(32)	(45),(32),(44)
Georgia	(32)	(42),31
Vanderbilt	(37)	—
South Carolina	(42),(36),(46),(44)	(32),39
Florida State	(36),(38),(18)	(39),(23)
Tennessee	(20),(27),(35),(52)	44

Numbers in (parentheses) indicate field goal was made.

ALL PURPOSE

	G	Rush	Rec	PR	KOR	IR	Tot	Avg/G
Jabar Gaffney	11	0	1191	0	0	0	1191	108.3
Reche Caldwell	11	47	1059	0	12	0	1118	101.6
R. Gillespie	11	395	445	0	62	0	902	82.0
Earnest Graham	9	650	129	0	0	0	779	86.6
Taylor Jacobs	11	27	712	0	0	0	739	67.2
Lito Sheppard	11	0	0	246	171	7	424	38.5
Ran Carthon	11	162	145	0	35	0	342	31.1
Carlos Perez	11	22	178	0	8	0	208	18.9
Keiwan Ratliff	11	0	0	63	121	16	200	18.2
Aaron Walker	11	0	179	0	0	0	179	16.3
Kelvin Kight	11	7	93	26	9	0	135	12.3
Ben Troupe	11	0	98	0	0	0	98	8.9
B. Haugabrook	9	0	71	0	0	0	71	7.1
Willie Green	3	61	0	0	0	0	61	20.3
Kirk Wells	10	0	58	0	0	0	58	5.8
Matt Jackson	11	0	37	0	21	0	58	5.3
Travis Carroll	11	0	0	0	0	50	50	4.5
Guss Scott	11	0	0	34	0	0	34	3.1
Daryl Dixon	11	0	0	0	29	0	29	2.6
Todd Johnson	11	0	0	0	0	25	25	2.3
Andra Davis	11	0	0	0	0	25	25	2.3
Mike Nattiel	11	0	0	0	0	25	25	2.3
O.J. Small	8	0	24	0	0	0	24	4.0
Rob Roberts	11	0	23	0	0	0	23	2.1
Marquand Manuel	11	0	0	0	0	18	18	1.6
Matt Farrow	11	0	0	0	0	14	14	1.3
Matt Sitter	3	13	0	0	0	0	13	4.3
Ray Snell	11	0	9	0	0	0	9	0.9
Rex Grossman	11	8	0	0	0	0	8	0.7
Brian Stone	11	0	6	0	0	0	6	0.5
Max Starks	11	4	0	0	0	0	4	0.4
Brock Berlin	8	-9	0	0	0	0	-9	-1.3
Matt Leach	10	-18	0	0	0	0	-18	-1.8
Team	11	-23	0	0	0	0	-23	-2.1
Total	11	1346	4457	369	468	180	6820	620.0
Opponents	11	1101	2091	84	1003	60	4339	394.5

TOTAL OFFENSE

	G	Plays	Rush	Pass	Total	Avg/G
Rex Grossman	11	429	8	3896	3904	354.9
Earnest Graham	9	126	650	0	650	72.2
Brock Berlin	7	61	-9	483	474	67.7
R. Gillespie	11	94	395	0	395	35.9
Ran Carthon	11	36	162	0	162	14.7
Willie Green	3	14	61	0	61	20.3
Jabar Gaffney	11	3	0	49	49	4.5
Reche Caldwell	11	5	47	0	47	4.3
Jeff Creveling	2	4	0	29	29	14.5
Taylor Jacobs	11	4	27	0	27	2.5
Carlos Perez	11	2	22	0	22	2.0
Matt Sitter	3	2	13	0	13	4.3
Kelvin Kight	11	1	7	0	7	0.6
Max Starks	11	1	4	0	4	0.4
Team	2	4	-23	0	-23	-11.5
Matt Leach	10	1	-18	0	-18	-1.8
Total	11	788	1346	4457	5803	527.5
Opponents	11	712	1101	2091	3192	290.2

DEFENSIVE STATISTICS

Player	G/GS	UT	AT	TT*	QBS (YDS)	TBL(YDS)	TTFL(YDS)	FH	FF	FR	BLK	PD	INT	BP
Andra Davis	11/11	68	39	107	2 (-14)	8 (-21)	10(-35)	2	1	2	0	0	1	16
Guss Scott	11/2	49	26	75	3.5 (-16)	4 (-9)	7.5(-25)	6	2	0	1	4	0	20.5
Todd Johnson	11/11	46	26	72	0	0	0	0	0	2	1	3	2	8
Mike Nattiel	11/8	37	29	66	0	1 (-3)	1 (-3)	1	0	1	0	2	1	6
Marquand Manuel	11/11	40	22	62	3 (-21)	2 (-7)	5 (-28)	2	2	1	0	2	1	13
Travis Carroll	11/2	31	20	51	1 (-6)	4 (-10)	5(-16)	0	0	0	0	0	2	7
Alex Brown	11/11	24	26	50	10.5 (-51)	3 (-6)	13.5 (-57)	14	1	0	3	4	0	35.5
Ian Scott	11/10	25	24	49	2.5 (-10)	8(-21)	10.5(-31)	11	0	0	0	6	0	27.5
Bennie Alexander	11/11	29	14	43	0	1(-1)	1(-1)	0	0	0	0	3	0	4
Lito Sheppard	11/11	29	13	42	0	2(-4)	2(-4)	0	0	0	0	6	2	10
Byron Hardmon	11/9	19	23	42	0	2(-10)	2 (-10)	1	0	0	0	2	0	5
Tron LaFavor	11/9	19	23	42	1 (-7)	2(-6)	3(-13)	6	0	1	0	1	0	11
Matt Farris	11/0	11	18	29	0	2(-7)	2(-7)	0	0	0	0	0	1	3
Kennard Ellis	9/6	7	21	28	2 (-8)	3(-7)	5 (-15)	10	0	0	0	0	0	15
Darrell Lee	11/3	12	13	25	2 (-9)	0	2 (-9)	6	0	0	0	2	0	10
Daryl Dixon	11/0	18	6	24	0	0	0	0	0	0	0	3	0	3
Keiwan Ratliff	11/1	11	6	17	0	0	0	0	0	0	0	2	2	4
Matt Jackson	11/0	9	6	15	0	0	0	0	0	0	0	0	0	0
Bryan Savelio	11/2	6	8	14	0	0	0	2	0	0	0	0	0	2
Johnny Lamar	10/0	6	7	13	0	0	0	0	0	0	0	0	0	0
Cory Bailey	11/0	8	4	12	0	0	0	0	0	1	0	0	0	1
Bobby McCray	8/2	1	11	12	2.5 (-8)	0	2.5(-8)	2	0	0	0	0	0	4.5
M. Oquendo-Johnson	7/0	3	7	10	0	0	0	1	0	0	0	0	0	1
Matt Piotrowicz	11/0	8	2	10	0	0	0	0	0	0	0	0	0	0
Reid Fleming	10/0	6	3	9	0	0	0	0	0	0	0	0	0	0
Larry Kendrick	10/0	5	4	9	0	0	0	0	0	1	0	0	0	1
Todd McCullough	6/0	3	4	7	0	0	0	0	0	0	0	0	0	0
Marquis Westbrook	9/1	4	2	6	0	0	0	0	0	0	0	1	0	1
Chris Reynolds	6/0	4	1	5	0	0	0	1	0	0	0	0	0	1
Clint Mitchell	2/0	1	3	4	0	1(-3)	1(-3)	4	0	1	1	0	0	7
Brian Haugabrook	9/0	1	2	3	0	0	0	0	0	0	0	0	0	0
Dwight Jackson	5/0	3	0	3	0	0	0	0	0	0	0	0	0	0
Arpedge Rolle	7/0	1	1	2	0	1(-4)	1(-4)	0	0	0	0	0	0	1
Taylor Jacobs	11/2	1	0	1	0	0	0	0	0	0	0	0	0	0
Tre Orr	3/0	1	0	1	0	0	0	0	0	0	0	0	0	0
Carlos Perez	11/0	1	0	1	0	0	0	0	0	0	0	0	0	0
Ronald Dowdy	2/0	0	1	1	0	0	0	0	0	0	0	0	0	0
Kenny Parker	1/0	0	1	1	0	0	0	0	0	0	0	0	0	0
Major Parker	7/0	0	0	0	0	0	0	1	0	0	0	0	0	1
UF TOTALS	11/11	547	416	963	30 (-150)	44 (-119)	74 (-269)	70	6	10	6	41	12	219
OPP. TOTALS	11/11	519	155	597	13 (-91)	39 (-145)	52 (-236)	n/a	12	13	1	50	13	n/a

* Total Tackles column includes special teams tackles

Game-By-Game Defensive Leaders

Team	Tackles (Solo)
Marshall	
Guss Scott	7
Todd Johnson	5
Total Tackles For Loss	
Andra Davis	3(-16)
Alex Brown	2(-6)
Big Plays	
Guss Scott	5.5
Andra Davis	3
Louisiana-Monroe	
Marquand Manuel	4
Matt Farris	3
Guss Scott	3
Total Tackles For Loss	
Ian Scott	2(-7)
Matt Farris	1.5(-7)
Big Plays	
Guss Scott	2
Ian Scott	2
Kentucky	
Guss Scott	6
Andra Davis	6
Total Tackles For Loss	
Andra Davis	2(-5)
Lito Sheppard	2(-4)
Daryl Dixon	2(-4)
Big Plays	
Lito Sheppard	3
Alex Brown	2.5

Team	Tackles (Solo)
Mississippi State	
Andra Davis	6
Travis Carroll	6
Total Tackles For Loss	
Marquand Manuel	2(-17)
Bobby McCray	2(-5)
Big Plays	
Bobby McCray	4
Kennard Ellis	3.5
LSU	
Todd Johnson	6
Andra Davis	6
Byron Hardmon	6
Total Tackles For Loss	
Alex Brown	2(-12)
Darrell Lee	1(-5)
Guss Scott	1(-3)
Big Plays	
Alex Brown	9
Darrell Lee	5
Auburn	
Andra Davis	6
Lito Sheppard	6
Mike Nattiel	6
Total Tackles For Loss	
Ian Scott	4(-8)
Kennard Ellis	2(-4)

Team	Tackles (Solo)
Big Plays	
Ian Scott	6
Kennard Ellis	3
Alex Brown	3
Georgia	
Andra Davis	8
Bennie Alexander	6
Total Tackles For Loss	
Travis Carroll	2(-4)
Marquand Manuel	1(-7)
Alex Brown	1(-6)
Big Plays	
Andra Davis	3
Marquand Manuel	3
Alex Brown	3
Vanderbilt	
Andra Davis	5
Marquand Manuel	4
Keiwan Ratliff	4
Total Tackles For Loss	
Alex Brown	3 (-23)
Ian Scott	3 (-10)
Big Plays	
Clint Mitchell	6
Ian Scott	5
South Carolina	
Todd Johnson	12
Andra Davis	9

Team	Tackles (Solo)
Total Tackles For Loss	
Tron LaFavor	1 (-7)
Andra Davis	1 (-2)
Marquand Manuel	1 (-1)
Big Plays	
Marquand Manuel	3
Andra Davis	2
Tron LaFavor	2
Florida State	
Guss Scott	7
Marquand Manuel	6
Total Tackles For Loss	
Guss Scott	2 (-9)
Andra Davis	1 (-4)
Travis Carroll	1 (-3)
Alex Brown	1 (-2)
Big Plays	
Ian Scott	4
Alex Brown	2
Todd Johnson	2
Alex Brown	2
Tennessee	
Andra Davis	10
Todd Johnson	4
Total Tackles For Loss	
None	
Big Plays	
Guss Scott	2
Six with	1

Florida Superlatives

Points Scored Low	71 vs. Vanderbilt 20 vs. Auburn
First Downs Low	35 vs. Mississippi St. 18 vs. Auburn
Rushing Plays Low	38 vs. Georgia 18 vs. Auburn
Fumbles Lost Low	3 vs. Kentucky 0 vs. Marshall
Rushing Yardage Low	185 vs. UL-Monroe -36, Auburn
Passes Attempted Low	53 vs. Tennessee 34 vs. South Carolina
Passes Completed Low	34 vs. Tennessee 22 vs. South Carolina
Passes Intercepted Low	4 vs. Auburn 0 vs. Kentucky 0 vs. Mississippi St. 0 vs. South Carolina
Passing Yardage Low	507 vs. Mississippi St. 312 vs. South Carolina
Total Plays Low	80 vs. UL-Monroe 60 vs. Auburn
Total Offense Low	640 vs. Mississippi St. 328 vs. Auburn

Opponents Superlatives

Points Scored Low	34, Tennessee 0, Mississippi St.
First Downs Low	23, LSU 5, UL-Monroe
Rushing Plays Low	43, South Carolina 21, UL-Monroe 21, Kentucky 21, Florida State
Fumbles Lost Low	3, Vanderbilt 0, Kentucky
Rushing Yardage Low	242, Tennessee 27, UL-Monroe
Passes Attempted Low	43, Marshall 17, South Carolina
Passes Completed Low	27, Marshall 27, Florida State 7, South Carolina 3, LSU
Passes Intercepted Low	0, Marshall 0, UL-Monroe 0, Kentucky 0, Auburn
Passing Yardage Low	286, LSU 57, South Carolina
Total Plays Low	80, LSU 47, UL-Monroe
Total Offense Low	423, LSU 105, UL-Monroe

SUPERLATIVES

Individual Long Plays

Rushing 50, Graham vs. Kentucky	Rushing 68, Travis Stephens, Tennessee
Passing 80, Grossman vs. Auburn	Passing 62, Byron Leftwich, Marshall
Reception 80, Gaffney vs. Auburn	Reception 62, Darius Watts, Marshall
Field Goal 52, Chandler vs. Tennessee	Field Goal 45, Damon Duval, Auburn
Punt 78, Leach vs. UL-Monroe	Punt 65, Glenn Pakulak, Kentucky
Punt Return 38, Ratliff vs. UL-Monroe	Punt Return 23, Roderick Hood, Auburn
Kickoff Return 45, Gillespie vs. LSU	Kickoff Return 68, Tim Carter, Auburn
Interception Return 26, Carroll vs. LSU	Interception Return 37, Damien James, LSU

Individual Player Superlatives

Rushes 23, Graham vs. Georgia	Rushes 20, Casinious Moore, Auburn
Yards Rushing 131, Graham vs. Georgia	Yards Rushing 226, Travis Stephens, Tennessee
TD Rushes 3, Graham vs. Marshall	TD Rushes 2, Benji Walker, Vanderbilt
Pass Attempts 51, Grossman vs. Tennessee	2, Travis Stephens, Tennessee
Pass Completions 33, Grossman vs. Tennessee	2, Jabari Davis, Tennessee
Yards Passing 464, Grossman vs. LSU	Pass Attempts 43, Byron Leftwich, Marshall
TD Passes 5, Grossman vs. Mississippi St. 5, Grossman vs. LSU	Pass Completions 27, Byron Leftwich, Marshall
Receptions 10, Gillespie vs. Tennessee	Yards Passing 274, Byron Leftwich, Marshall
Yards Receiving 164, Gaffney vs. LSU	TD Passes 1, five players
TD Receptions 2, Gaffney vs. UL-Monroe 2, Gaffney vs. Kentucky 2, Caldwell vs. Mississippi St. 2, Gaffney vs. LSU 2, Jacobs vs. Vanderbilt 2, Gaffney vs. South Carolina	Receptions 8, Mick Maddox, Florida St.
Field Goals 4, Chandler vs. South Carolina 4, Chandler vs. Tennessee	Yards Receiving 131, Fred Gibson, Georgia
Punts 5, Leach vs. Auburn	TD Receptions 1, five players
Punting Average 47.0, Leach vs. LSU	Field Goals 3, Damon Duval, Auburn
	Punts 12, Andy Chance, UL-Monroe
	Punting Average 45.0, Dustin Colquitt, Tennessee

OFFENSE

	MU	ULM	@Ky.	MSU	@LSU	@Aub.	vs. UGA	VANDY	@USC	FSU	TENN
WR	Jabar Gaffney	Jabar Gaffney	Jabar Gaffney	Jabar Gaffney	Jabar Gaffney	Jabar Gaffney	Jabar Gaffney	Jabar Gaffney	Jabar Gaffney	Jabar Gaffney	Jabar Gaffney
WR	Reche Caldwell	Reche Caldwell	Reche Caldwell	Reche Caldwell	Reche Caldwell	Reche Caldwell	Reche Caldwell	Reche Caldwell	Reche Caldwell	Reche Caldwell	Reche Caldwell
LT	Mike Pearson	Mike Pearson	Mike Pearson	Mike Pearson	Mike Pearson	Mike Pearson	Mike Pearson	Mike Pearson	Mike Pearson	Mike Pearson	Mike Pearson
LG	Shannon Snell	Shannon Snell	Shannon Snell	Shannon Snell	Shannon Snell	Shannon Snell	Shannon Snell	Shannon Snell	Shannon Snell	Shannon Snell	Shannon Snell
C	David Jorgensen	Zac Zedalis	Zac Zedalis	Zac Zedalis	Zac Zedalis	Zac Zedalis	David Jorgensen	David Jorgensen	David Jorgensen	David Jorgensen	Zac Zedalis
RG	Thomas Moody	Thomas Moody	Erik Strange	Thomas Moody	Thomas Moody	Thomas Moody	Zac Zedalis	Zac Zedalis	Zac Zedalis	Zac Zedalis	Thomas Moody
RT	Max Starks	Max Starks	Max Starks	Max Starks	Max Starks	Max Starks	Max Starks	Max Starks	Max Starks	Max Starks	Max Starks
TE	Aaron Walker	Aaron Walker	Aaron Walker	Aaron Walker	Aaron Walker	Aaron Walker	Carlos Perez#	Kirk Wells	Aaron Walker	Aaron Walker	Aaron Walker
QB	Rex Grossman	Rex Grossman	Rex Grossman	Rex Grossman	Rex Grossman	Rex Grossman	Rex Grossman	Rex Grossman	Rex Grossman	Rex Grossman	Rex Grossman
TB	Earnest Graham	Earnest Graham	Earnest Graham	Earnest Graham	Earnest Graham	Robert Gillespie	Earnest Graham	Earnest Graham	Earnest Graham	Earnest Graham	Robert Gillespie
FB	Ray Snell	Ray Snell	Robert Gillespie	Matt Jackson*	Taylor Jacobs*	Rob Roberts	Taylor Jacobs#	Carlos Perez*	Rob Roberts	Rob Roberts	Rob Roberts

* Florida started the Mississippi State, Louisiana State and Vanderbilt games with three wide receivers.
 # Florida started the Georgia game with four wide receivers.

GAME-BY-GAME Starters

DEFENSE

	MU	ULM	@Ky.	MSU	@LSU	@Aub.	vs. UGA	VANDY	@USC	FSU	TENN
DE	Bobby McCray	Bobby McCray	Kennard Ellis	Kennard Ellis	Kennard Ellis	Kennard Ellis	Kennard Ellis	Kennard Ellis	Darrell Lee	Darrell Lee	Darrell Lee
NT	Bryan Savelio	Ian Scott	Ian Scott	Ian Scott	Ian Scott	Ian Scott	Ian Scott	Ian Scott	Ian Scott	Ian Scott	Ian Scott
DT	Marquis Westbrook*	Tron LaFavor	Tron LaFavor	Tron LaFavor	Tron LaFavor	Tron LaFavor	Tron LaFavor	Tron LaFavor	Bryan Savelio	Tron LaFavor	Tron LaFavor
RE	Alex Brown	Alex Brown	Alex Brown	Alex Brown	Alex Brown	Alex Brown	Alex Brown	Alex Brown	Alex Brown	Alex Brown	Alex Brown
WLB	Marquand Manuel*	Mike Nattiel	Mike Nattiel	Mike Nattiel	Travis Carroll	Mike Nattiel	Mike Nattiel	Mike Nattiel	Mike Nattiel	Mike Nattiel	Travis Carroll
SLB	Guss Scott*	Byron Hardmon	Byron Hardmon	Byron Hardmon	Byron Hardmon	Byron Hardmon	Guss Scott#	Byron Hardmon	Byron Hardmon	Byron Hardmon	Byron Hardmon
MLB	Andra Davis	Andra Davis	Andra Davis	Andra Davis	Andra Davis	Andra Davis	Andra Davis	Andra Davis	Andra Davis	Andra Davis	Andra Davis
LC	Lito Sheppard	Lito Sheppard	Lito Sheppard	Lito Sheppard	Lito Sheppard	Lito Sheppard	Lito Sheppard	Lito Sheppard	Lito Sheppard	Lito Sheppard	Lito Sheppard
RC	Bennie Alexander	Bennie Alexander	Bennie Alexander	Bennie Alexander	Bennie Alexander	Bennie Alexander	Bennie Alexander	Bennie Alexander	Bennie Alexander	Bennie Alexander	Bennie Alexander
SS	Keiwan Ratliff	Marquand Manuel	Marquand Manuel	Marquand Manuel	Marquand Manuel	Marquand Manuel	Marquand Manuel	Marquand Manuel	Marquand Manuel	Marquand Manuel	Marquand Manuel
FS	Todd Johnson	Todd Johnson	Todd Johnson	Todd Johnson	Todd Johnson	Todd Johnson	Todd Johnson	Todd Johnson	Todd Johnson	Todd Johnson	Todd Johnson

* Florida started the Marshall Game in a seven-DB package, which included one LB and three DL.
 # Florida started the Georgia game in a nickel defense.

Opponents	MARSHALL	UL-MONROE	at KENTUCKY	MISSISSIPPI ST.	at LSU	at AUBURN
Scoring	49/14	55/6	44/10	52/0	44/15	20/23
First Downs	22/21	34/5	25/11	35/13	28/23	18/13
Rush	6/5	10/0	7/4	10/5	7/10	0/3
Pass	16/14	24/4	16/7	21/7	20/12	17/8
Penalty	0/2	0/1	2/0	4/1	1/1	1/2
Rushing Yardage	111/66	185/40	191/99	133/44	128/137	-36/79
Attempts	28/26	31/21	32/21	30/28	26/41	18/41
Avg. Rush	4.0/2.5	6.0/1.9	6.0/4.7	4.4/1.6	4.9/3.3	-2/1.9
TDs Rushing	3/1	3/1	1/0	1/0	0/2	0/2
Passing Yardage	430/274	432/78	397/203	507/170	504/286	364/160
Att-Comp	38-25/43-27	49-33/26-11	40-25/39-23	49-29/37-18	41-26/39-18	42-25/27-13
INT	1/0	1/0	0/0	0/1	2/3	4-0
Avg. Per Pass	11.3/6.4	8.8/3.0	9.9/5.2	10.3/4.6	12.3/7.3	8.6/5.9
Avg. Per Catch	17.2/10.1	13.1/7.1	15.8/8.8	17.5/9.4	19.3/15.9	14.6/12.3
TDs Passing	4/1	4/0	5/1	6/0	6/0	2/0
Total Offense	541/340	600/105	565/288	640/214	632/423	328/239
Total Plays	66/69	80/47	72/60	79/65	67/80	60/68
Avg per Play	8.2/4.9	7.5/2.2	7.8/4.8	8.1/3.3	9.4/5.3	5.5/3.5
Fumbles-Lost	1-0/1-1	3-2/1-1	3-3/1-0	2-1/3-1	0-0/0-0	3-1/5-2
Penalties-yards	11-89/5-39	8-65/2-10	6-40/7-44	15-103/14-97	12-68/8-83	10-63/8-64
Punts-Yards	4-173/8-313	2-82/12-442	4-164/8-346	1-35/8-351	2-94/6-222	5-223/7-309
Avg. per Punt	43.3/39.1	41.0/36.8	41.0/43.2	35.0/43.9	47.0/37.0	44.6/44.1
Punt Ret-Yds	2-48/0-0	6-64/2-3	6-54/1-10	6-56/0-0	3-16/2-17	3-29/3-45
KO Ret-Yds	3-49/7-99	2-29/6-67	0-0/5-85	1-17/8-142	2-54/5-87	2-43/4-114
Time of Possession	30:02/29:58	32:15/27:45	30:12/29:48	31:52/28:08	27:10/32:50	26:08/33:52
3rd Down Conv.	2 of 11/4 of 15	6 of 10/1 of 13	6 of 14/1 of 14	9 of 14/4 of 15	5 of 11/8 of 17	3 of 12/2 of 16
Attendance	85,445	85,011	66,126	85,579	92,010	86,063

GAME-BY-GAME

Team Statistics

All Figures are given UF/Opponent

Opponents	vs. GEORGIA	VANDERBILT	at S. CAROLINA	FLORIDA STATE	TENNESSEE
Scoring	24/10	7/13	54/10	37/13	32/34
First Downs	29/20	28/14	26/14	24/13	23/16
Rush	9/8	11/6	11/11	9/2	4/10
Pass	0/8	16/8	13/3	14/11	17/5
Penalty	0/4	1/0	2/0	1/0	2/1
Rushing Yardage	177/111	168/63	170/207	123/40	36/242
Attempts	38/36	37/38	31/43	30/21	23/31
Avg. Rush	4.7/3.1	4.5/1.7	5.5/4.8	4.1/1.9	1.6/7.8
TDs Rushing	1/1	3/2	1/1	2/0	4/1
Passing Yardage	407/258	403/209	312/57	330/228	371/168
Att-Comp	35-27/42-25	40-25/30-15	34-22/17-7	43-28/40-27	53-34/25-17
INT	2/1	1/2	0/2	1/1	1/2
Avg. Per Pass	11.6/6.1	10.1/7.0	9.2/3.4	7.7/5.7	7.0/6.7
Avg. Per Catch	15.1/10.3	16.1/13.9	14.2/8.1	11.8/8.4	10.9/9.9
TDs Passing	2/0	6/0	4/1	2/1	2/1
Total Offense	584/369	571/272	482/264	453/268	407/410
Total Plays	73/78	77/68	65/60	73/61	76/56
Avg per Play	8.0/4.7	7.4/4.0	7.4/4.4	6.2/4.4	5.4/7.3
Fumbles-Lost	4-2/1-1	3-2/3-3	2-1/1-0	1-1/0-0	0-0/1-1
Penalties-yards	12-106/4-20	9-59/3-28	4-20/4-32	5-50/5-33	9-58/5-45
Punts-yards	3-106/4-164	0-0/7-186	0-0/5-216	3-88/8-281	2-79/1-45
Avg. per Punt	35.3/41.0	0.0/26.6	0.0/43.2	29.3/35.1	39.5/45.0
Punt Ret-Yds	1-4/2-9	3-53/0-0	2-12/0-0	3-30/1-0	1-3/0-0
KO Ret-Yds	3-55/3-37	2-29/8-135	2-49/9-104	3-63/5-59	4-80/6-74
Time of Poss.	27:02/32:58	29:25/30:35	29:04/30:56	31:35/28:25	33:09/26:51
3rd Down Conv.	2 of 9/4 of 16	7 of 12/4 of 15	7 of 11/3 of 12	6 of 13/4 of 14	7 of 15/5 of 11
Attendance	84,401	85,052	84,900	85,732	85,771

Rushing

PLAYER	MU Att-Yds-TD	ULM Att-Yds-TD	@KY Att-Yds-TD	MSU Att-Yds-TD	@LSU Att-Yds-TD	@AUB Att-Yds-TD	vs. UGA Att-Yds-TD	VANDY Att-Yds-TD	@USC Att-Yds-TD	FSU Att-Yds-TD	TENN Att-Yds-TD
Berlin	0-0-0	1-(-9)-0	0-0-0	0-0-0	0-0-0	DNP	DNP	0-0-0	0-0-0	0-0-0	DNP
Caldwell	0-0-0	0-0-0	0-0-0	1-9-0	0-0-0	0-0-0	0-0-0	0-0-0	0-0-0	1-18-0	3-20-0
Carthon	1-2-0	4-17-0	7-26-0	2-9-0	3-20-0	0-0-0	0-0-0	9-39-0	2-25-0	4-3-0	4-21-0
Gillespie	9-60-0	10-68-1	13-66-0	10-30-0	9-54-0	12-4-0	4-22-0	3-14-0	4-10-0	11-46-0	9-21-0
Graham	14-53-3	13-82-2	11-86-1	13-74-0	13-55-0	DNP	23-131-0	9-35-2	19-91-0	10-43-1	DNP
Green	DNP	DNP	DNP	DNP	DNP	DNP	DNP	11-49-1	2-8-0	1-4-0	DNP
Grossman	3-(-2)-0	1-(-3)-0	1-(-10)-0	2-(-5)-1	1-(-1)-0	2-(-11)-0	7-9-1	3-12-0	4-36-1	3-9-1	7-(-26)-1
Jacobs	1-(-2)-0	0-0-0	0-0-0	1-6-0	0-0-0	1-2-0	1-21-0	0-0-0	0-0-0	0-0-0	0-0-0
Kight	0-0-0	0-0-0	0-0-0	0-0-0	0-0-0	0-0-0	0-0-0	1-7-0	0-0-0	0-0-0	0-0-0
Perez	0-0-0	0-0-0	0-0-0	1-10-0	0-0-0	0-0-0	0-0-0	1-12-0	0-0-0	0-0-0	0-0-0
Sitter	DNP	2-13-0	DNP	DNP	DNP	DNP	DNP	0-0-0	DNP	DNP	0-0-0
Starks	0-0-0	0-0-0	0-0-0	0-0-0	0-0-0	1-4-0	0-0-0	0-0-0	0-0-0	0-0-0	0-0-0

Passing

PLAYER	MU Att-Cmp-Int Yds-TD	ULM Att-Cmp-Int Yds-TD	@KY Att-Cmp-Int Yds-TD	MSU Att-Cmp-Int Yds-TD	@LSU Att-Cmp-Int Yds-TD	@AUB Att-Cmp-Int Yds-TD	vs. UGA Att-Cmp-Int Yds-TD	VANDY Att-Cmp-Int Yds-TD	@USC Att-Cmp-Int Yds-TD	FSU Att-Cmp-Int Yds-TD	TENN Att-Cmp-Int Yds-TD
Grossman	30-20-1 375-3	34-23-1 331-3	36-22-0 302-4	31-22-0 393-5	32-22-1 464-5	42-25-4 364-2	35-27-2 407-2	29-17-1 306-3	33-21-0 302-3	42-27-1 290-2	51-33-1 362-2
Berlin	8-5-0 55-1	13-9-0 95-1	3-3-0 95-1	17-7-0 114-1	9-4-1 40-1	DNP	DNP	9-7-0 74-3	1-1-0 10-1	0-0-0 0-0	DNP
Creveling	DNP	2-1-0 6-0	DNP	DNP	DNP	DNP	DNP	2-1-0 23-0	DNP	DNP	DNP
Gaffney	0-0-0 0-0	0-0-0 0-0	0-0-0 0-0	0-0-0 0-0	0-0-0 0-0	0-0-0 0-0	0-0-0 0-0	0-0-0 0-0	0-0-0 0-0	1-1-0 40-0	2-1-0 9-0

GAME-BY-GAME Individual Statistics

Receiving

PLAYER	MU Rec-Yds-TD	ULM Rec-Yds-TD	@KY Rec-Yds-TD	MSU Rec-Yds-TD	@LSU Rec-Yds-TD	@AUB Rec-Yds-TD	vs. UGA Rec-Yds-TD	VANDY Rec-Yds-TD	@USC Rec-Yds-TD	FSU Rec-Yds-TD	TENN Rec-Yds-TD
Caldwell	4-87-1	5-62-1	5-105-1	5-101-2	6-120-1	9-128-1	6-87-1	4-117-1	6-67-1	7-70-0	8-115-0
Carthon	2-40-0	2-25-0	0-0-0	1-9-0	1-5-0	0-0-0	4-49-0	1-3-0	1-7-0	1-7-0	0-0-0
Gaffney	5-102-0	8-102-2	6-80-2	9-159-0	5-164-2	4-110-1	9-143-1	4-55-1	6-110-2	4-65-1	7-101-1
Gillespie	5-60-1	2-29-0	3-81-1	4-44-0	2-41-0	7-36-0	0-0-0	2-15-0	2-45-0	4-18-0	10-76-0
Graham	2-4-0	1-9-0	0-0-0	0-0-0	0-0-0	DNP	3-36-0	1-9-0	1-11-0	4-60-0	DNP
Haugabrook	0-0-0	1-12-0	0-0-0	0-0-0	0-0-0	0-0-0	DNP	1-23-0	0-0-0	3-36-0	0-0-0
Jackson	0-0-0	0-0-0	0-0-0	0-0-0	0-0-0	0-0-0	0-0-0	2-37-0	0-0-0	0-0-0	0-0-0
Jacobs	1-64-1	5-98-0	5-41-1	3-95-1	3-43-1	2-33-0	1-54-0	6-105-2	2-40-0	5-74-1	6-65-0
Kight	0-0-0	3-33-0	1-11-0	1-23-1	1-8-1	0-0-0	0-0-0	0-0-0	1-10-0	0-0-0	1-8-0
Perez	1-25-1	1-20-0	0-0-0	2-46-0	0-0-0	1-32-0	1-9-0	2-32-1	2-12-0	0-0-0	1-2-1
Roberts	0-0-0	1-3-1	0-0-0	0-0-0	1-8-0	1-11-0	0-0-0	1-1-0	0-0-0	0-0-0	0-0-0
Small	0-0-0	1-24-0	0-0-0	0-0-0	0-0-0	0-0-0	DNP	0-0-0	0-0-0	DNP	0-0-0
R. Snell	0-0-0	0-0-0	0-0-0	0-0-0	1-9-0	0-0-0	0-0-0	0-0-0	0-0-0	0-0-0	0-0-0
Stone	0-0-0	1-6-0	0-0-0	0-0-0	0-0-0	0-0-0	0-0-0	0-0-0	0-0-0	0-0-0	0-0-0
Troupe	1-7-0	1-4-0	2-29-0	2-17-1	1-18-0	0-0-0	2-23-0	0-0-0	0-0-0	0-0-0	0-0-0
Walker	2-19-0	1-5-0	2-30-0	2-13-1	5-88-1	1-14-0	2-6-0	0-0-0	0-0-0	0-0-0	2-4-0
Wells	2-22-0	DNP	1-20-0	0-0-0	0-0-0	0-0-0	0-0-0	1-6-1	1-10-1	0-0-0	0-0-0

Final Standings

EASTERN

	SEC	Pct.	Overall	Pct.
†Tennessee	7-1	.875	11-2	.846
Florida	6-2	.750	10-2	.833
S. Carolina	5-3	.625	9-3	.750
Georgia	5-3	.625	8-4	.667
Kentucky	1-7	.125	2-9	.182
Vanderbilt	0-8	.000	2-9	.182

† Eastern Division Champion

WESTERN

	SEC	Pct.	Overall	Pct.
*LSU#	5-3	.625	10-3	.769
Auburn	5-3	.625	7-5	.583
Alabama	4-4	.500	7-5	.583
Arkansas	4-4	.500	7-5	.583
Ole Miss	4-4	.500	7-4	.636
Miss. State	2-6	.250	3-8	.273

*Western Division Champion

Team Statistics

SCORING OFFENSE

	G	TD	XP	2XP	DXP	FG	Saf	Pts	Avg
Florida (2)	11	61	56	0	0	20	0	482	43.8
Ole Miss (11)	11	55	47	1	0	4	0	391	35.5
LSU (29)	12	47	41	2	0	14	1	371	30.9
Tennessee (35)	12	44	40	2	0	15	1	355	29.6
Georgia (45)	11	38	34	1	0	17	0	315	28.6
Alabama (52)	11	37	33	1	0	15	1	304	27.6
Arkansas (63)	11	37	29	2	0	12	0	291	26.5
South Carolina (72)	11	35	31	0	0	12	1	279	25.4
Kentucky (80)	11	35	27	2	0	6	0	259	23.5
Auburn (86)	11	28	28	0	0	16	0	244	22.2
Vanderbilt (95)	11	31	26	1	0	4	0	226	20.5
Miss. State (108)	11	25	20	1	0	8	0	196	17.8

SCORING DEFENSE

	G	TD	XP	2XP	DXP	FG	Saf	Pts	Avg
Florida (5)	11	19	12	1	0	9	0	155	14.1
South Carolina (12)	11	24	19	0	0	13	0	202	18.4
Georgia (17)	11	26	22	0	0	10	0	208	18.9
Tennessee (21)	12	27	21	3	0	15	0	234	19.5
Alabama (24)	11	28	25	0	1	8	0	219	19.9
LSU (39)	12	34	27	2	0	11	0	268	22.3
Auburn (48)	11	33	32	1	0	11	0	265	24.1
Arkansas (52)	11	35	27	1	0	10	0	269	24.5
Miss. State (65)	11	36	36	0	0	12	0	288	26.2
Ole Miss (76)	11	41	33	2	0	9	0	310	28.2
Kentucky (98)	11	49	42	1	0	9	1	367	33.4
Vanderbilt (106)	11	52	39	2	0	15	1	402	36.5

RUSHING OFFENSE

	G	Att	Yds	Avg	TD	Yds/G
Alabama (9)	11	472	2490	5.3	19	226.4
South Carolina (31)	11	451	2053	4.6	22	186.6
Arkansas (38)	11	494	1950	3.9	23	177.3
Georgia (50)	11	432	1787	4.1	16	162.5
Tennessee (57)	12	453	1849	4.1	19	154.1
LSU (58)	12	451	1840	4.1	28	153.3
Auburn (61)	11	437	1686	3.9	17	153.3
Ole Miss (68)	11	422	1587	3.8	23	144.3
Vanderbilt (74)	11	368	1475	4.0	17	134.1
Miss. State (79)	11	397	1415	3.6	10	128.6
Florida (85)	11	324	1346	4.2	16	122.4
Kentucky (100)	11	286	1180	4.1	10	107.3

RUSHING DEFENSE

	G	Rushes	Yards	Avg.	TD	Yds/G
Tennessee (3)	12	384	1024	2.7	8	85.3
Florida (12)	11	347	1101	3.2	14	100.1
Georgia (15)	11	387	1197	3.1	9	108.8
Alabama (16)	11	382	1198	3.1	15	108.9
LSU (21)	12	375	1399	3.7	9	116.6
Auburn (42)	11	379	1466	3.9	17	133.3
South Carolina (54)	11	418	1586	3.8	11	144.2
Arkansas (57)	11	420	1636	3.9	13	148.7
Miss. State (64)	11	445	1726	3.9	14	156.9
Kentucky (80)	11	442	1958	4.4	20	178.0
Vanderbilt (93)	11	469	2226	4.7	23	202.4
Ole Miss (105)	11	472	2356	5.0	27	214.2

TOTAL OFFENSE

	G	Rush	Pass	Plays	Yards	Avg/P	TD	Yds/G
Florida (2)	11	1346	4457	788	5803	7.4	59	527.5
LSU (11)	12	1840	3578	862	5418	6.3	46	451.5
Georgia (21)	11	1787	2974	784	4761	6.1	35	432.8
Ole Miss (37)	11	1587	2978	839	4565	5.4	54	415.0
Alabama (39)	11	2490	2013	732	4503	6.2	35	409.4
Tennessee (42)	12	1849	2980	813	4829	5.9	41	402.4
Kentucky (56)	11	1180	3031	732	4211	5.8	33	382.8
Vanderbilt (62)	11	1475	2647	745	4122	5.5	31	374.7
Auburn (73)	11	1686	2282	740	3968	5.4	28	360.7
South Carolina (85)	11	2053	1914	733	3967	5.4	34	360.6
Miss. State (93)	11	1415	2364	752	3779	5.0	23	343.5
Arkansas (97)	11	1950	1613	762	3563	4.7	33	323.9

SEC STATISTICS

() National Rank

PASS OFFENSE

	G	Att	Cmp	In	Pct.	Yds	Avg	TD	Yds/G
Florida (1)	11	464	299	13	64.4	4457	9.6	43	405.2
LSU (11)	12	411	238	12	57.9	3578	8.7	18	298.2
Kentucky (19)	11	446	252	13	56.5	3031	6.8	23	275.5
Ole Miss (23)	11	417	263	9	63.1	2978	7.1	31	270.7
Georgia (24)	11	352	204	11	58.0	2974	8.4	19	270.4
Tennessee (37)	12	360	230	9	63.9	2980	8.3	22	248.3
Vanderbilt (45)	11	377	195	11	51.7	2647	7.0	14	240.6
Miss. State (62)	11	355	187	16	52.7	2364	6.7	13	214.9
Auburn (69)	11	303	178	12	58.7	2282	7.5	11	207.5
Alabama (84)	11	260	143	5	55.0	2013	7.7	16	183.0
South Carolina (90)	11	282	159	7	56.4	1914	6.8	12	174.0
Arkansas (102)	11	268	133	11	49.6	1613	6.0	10	146.6

PASS DEFENSE

	G	Att	Cmp	Int	Pct.	Yds	Avg	TD	Yds/G
Ole Miss (5)	11	275	136	12	49.5	1774	6.5	12	161.3
South Carolina (22)	11	314	180	13	57.3	2006	6.4	12	182.4
Florida (28)	11	365	201	12	55.1	2091	5.7	5	190.1
Miss. State (50)	11	311	170	13	54.7	2360	7.6	21	214.5
Auburn (52)	11	348	185	15	53.2	2369	6.8	15	215.4
Tennessee (58)	12	394	210	12	53.3	2619	6.6	17	218.2
Arkansas (68)	11	357	193	17	54.1	2502	7.0	19	227.5
Alabama (95)	11	360	210	6	58.3	2774	7.7	13	252.2
Georgia (96)	11	425	257	12	60.5	2779	6.5	16	252.6
LSU (108)	12	457	261	18	57.1	3353	7.3	25	279.4
Vanderbilt (112)	11	333	213	9	64.0	3155	9.5	26	286.8
Kentucky (115)	11	380	228	5	60.0	3271	8.6	28	297.4

KICKOFF RETURNS

	G	Ret	Yds	TD	Avg
Ole Miss (12)	11	33	805	1	24.4
Georgia (38)	11	32	694	0	21.7
Alabama (41)	11	35	752	0	21.5
Arkansas (46)	11	41	867	1	21.1
Kentucky (47)	11	52	1098	0	21.1
South Carolina (48)	11	37	779	0	21.1
Auburn (49)	11	42	865	0	20.6
Vanderbilt (62)	11	47	956	0	20.3
Miss. State (64)	11	47	952	0	20.3
LSU (68)	12	36	718	0	19.9
Florida (73)	11	24	468	0	19.5
Tennessee (90)	12	39	722	0	18.5

TOTAL DEFENSE

	G	Rush	Pass	Plays	Yards	Avg	TD	Yds/G
Florida (9)	11	1101	2091	712	3192	4.5	19	290.2
Tennessee (13)	12	1024	2619	778	3643	4.7	25	303.6
South Carolina (26)	11	1586	2006	732	3592	4.9	23	326.5
Auburn (39)	11	1466	2369	727	3835	5.3	32	348.6
Alabama (48)	11	1198	2774	742	3972	5.4	28	361.1
Georgia (49)	11	1197	2779	812	3976	4.9	25	361.5
Miss. State (59)	11	1726	2360	756	4086	5.4	35	371.5
Ole Miss (60)	11	2356	1774	747	4130	5.5	39	375.5
Arkansas (62)	11	1636	2502	777	4138	5.3	32	376.2
LSU (75)	12	1399	3353	832	4752	5.7	34	396.0
Kentucky (109)	11	1958	3271	822	5229	6.4	48	475.4
Vanderbilt (111)	11	2226	3155	802	5381	6.7	49	489.2

PUNT RETURNS

	G	Ret	Yds	TD	Avg
Georgia (9)	11	29	410	1	14.1
LSU (25)	12	23	257	1	11.2
Auburn (26)	11	31	346	0	11.2
Miss. State (36)	11	20	213	1	10.6
Florida (43)	11	36	369	0	10.2
Kentucky (52)	11	22	218	1	9.9
Arkansas (53)	11	29	286	1	9.9
Tennessee (72)	12	45	394	1	8.8
Ole Miss (81)	11	26	214	0	8.2
Vanderbilt (94)	11	15	107	0	7.1
Alabama (106)	11	28	175	0	6.2
South Carolina (108)	11	18	106	0	5.9

PASS EFFICIENCY - Offense

	G	Att	Cmp	Pct	Int	Yds	TD	Effic
Florida (1)	11	464	299	.644	13	4457	43	170.1
Tennessee (9)	12	360	230	.639	9	2980	22	148.6
Ole Miss (14)	11	417	263	.631	9	2978	31	143.3
Georgia (19)	11	352	204	.580	11	2974	19	140.5
LSU (22)	12	411	238	.579	12	3578	18	139.6
Alabama (26)	11	260	143	.550	5	2013	16	136.5
Auburn (46)	11	303	178	.587	12	2282	11	126.1
Kentucky (57)	11	446	252	.565	13	3031	23	124.8
South Carolina (63)	11	282	159	.564	7	1914	12	122.5
Vanderbilt (75)	11	377</						

PASS EFFICIENCY – Defense

	G	Att	Cmp	Int	Pct.	Yds	TD	Eff
Florida (13)	11	365	201	12	55.1	2091	5	101.1
Ole Miss (30)	11	275	136	12	49.5	1774	12	109.3
South Carolina (43)	11	314	180	13	57.3	2006	12	115.3
Auburn (47)	11	348	185	15	53.2	2369	15	115.9
Tennessee (48)	12	394	210	12	53.3	2619	17	117.3
Arkansas (60)	11	357	193	17	54.1	2502	19	121.0
Georgia (64)	11	425	257	12	60.5	2779	16	122.2
LSU (76)	12	457	261	18	57.1	3353	25	128.9
Alabama (86)	11	360	210	6	58.3	2774	13	131.6
Miss. State (87)	11	311	170	13	54.7	2360	21	132.3
Kentucky (111)	11	380	228	5	60.0	3271	28	154.0
Vanderbilt (112)	11	333	213	9	64.0	3155	26	163.9

TURNOVER MARGIN

	G	Fum	Int	Tot	Fum	Int	Tot	Mar	Per/G
South Carolina (21)	11	7	13	20	6	7	13	+7	0.64
Arkansas (28)	11	9	17	26	10	11	21	+5	0.45
Alabama (31)	11	13	6	19	10	5	15	+4	0.36
LSU (45)	12	8	18	26	11	12	23	+3	0.25
Tennessee (46)	12	9	12	21	9	9	18	+3	0.25
Georgia (53)	11	9	12	21	9	11	20	+1	0.09
Auburn (57)	11	9	15	24	12	12	24	0	0.00
Ole Miss (62)	11	7	12	19	11	9	20	-1	-0.09
Vanderbilt (67)	11	12	9	21	12	11	23	-2	-0.18
Miss. State (79)	11	9	13	22	10	16	26	-4	-0.36
Florida (79)	11	10	12	22	13	13	26	-4	-0.36
Kentucky (98)	11	8	5	13	8	13	21	-8	-0.73

Individual Statistics

RUSHING

Team	CI	G	Att	Yds	Avg	TD	Yds/G	
Travis Stephens (12)	UT	SR	12	291	1464	5.0	10	122.0
L. Toefield (49)	LSU	SO	12	230	992	4.3	19	82.7
Ahmaad Galloway (53)	UA	SR	11	174	881	5.1	6	80.1
Joe Gunn (55)	UM	SR	11	200	870	4.3	9	79.1
Dicenzo Miller (66)	MS	SR	9	132	676	5.1	4	75.1
Earnest Graham (71)	UF	JR	9	125	650	5.2	9	72.2
Fred Talley (75)	AR	JR	11	164	774	4.7	4	70.4
Verron Haynes (80)	UG	SR	10	126	691	5.5	7	69.1
C. Williams	AU	FR	9	120	619	5.2	6	68.8
Tyler Watts (93)	UA	JR	9	111	564	5.1	5	62.7

TOTAL OFFENSE

Team	CI	G	Rush	Pass	Plays	Total	Yds/G	
Rex Grossman (1)	UF	SO	11	8	3896	429	3904	354.9
Rohan Davey (13)	LS	SR	12	4	3347	405	3351	279.2
Eli Manning (17)	UM	SO	11	9	2948	442	2957	268.8
David Greene (22)	UG	FR	11	41	2789	371	2830	257.3
Casey Clausen (30)	UT	SO	12	-36	2969	418	2933	244.4
Greg Zolman (39)	VU	SR	11	-8	2512	427	2504	227.6
Tyler Watts (49)	UA	JR	9	564	1325	283	1889	209.9
Phil Petty (73)	SC	SR	11	234	1699	327	1933	175.7
Kevin Fant (91)	MS	SO	9	9	1352	196	1361	151.2
Travis Stephens	UT	SR	12	1464	0	291	1464	122.0

RECEPTIONS/GAME

Team	CI	G	Rec	Yds	TD	Avg/C	Rec/G	
Josh Reed (3)	LS	JR	12	94	1740	7	18.5	7.83
Jabar Gaffney (22)	UF	SO	11	67	1191	13	17.8	6.09
Derek Abney (24)	UK	SO	11	66	741	6	11.2	6.00
Dan Stricker (26)	VU	JR	11	65	1079	8	16.6	5.91
Reche Caldwell (26)	UF	JR	11	65	1059	10	16.3	5.91
Kelley Washington (47)	UT	FR	12	64	1010	5	15.8	5.33
Chris Collins (55)	UM	SO	11	54	692	6	12.8	4.91
Donte Stallworth (71)	UT	JR	9	41	821	10	20.0	4.56
Michael Clayton	LS	FR	12	47	754	6	16.0	3.92
Justin Jenkins	MS	SO	11	42	661	8	15.7	3.82

RECEIVE YDS/GAME

Team	CI	G	Rec	Yds	TD	Avg/C	Yds/G	
Josh Reed (1)	LS	JR	12	94	1740	7	18.5	145.0
Jabar Gaffney (8)	UF	SO	11	67	1191	13	17.8	108.3
Dan Stricker (12)	VU	JR	11	65	1079	8	16.6	98.1
Reche Caldwell (14)	UF	JR	11	65	1059	10	16.3	96.3
Donte Stallworth (21)	UT	JR	9	41	821	10	20.0	91.2
Kelley Washington (28)	UT	FR	12	64	1010	5	15.8	84.2
Fred Gibson (42)	UG	FR	10	33	772	6	23.4	77.2
Derek Abney (64)	UK	SO	11	66	741	6	11.2	67.4
Taylor Jacobs (75)	UF	JR	11	38	712	7	18.7	64.7
Chris Collins (85)	UM	SO	11	54	692	6	12.8	62.9

ALL PURPOSE YARDS

Team	CI	G	Rush	Rcv	PR	KR	Yds	Avg/G	
Josh Reed (11)	LS	JR	12	7	1740	5	108	1860	155.0
Derek Abney (12)	UK	SO	11	0	741	212	739	1692	153.8
Travis Stephens (21)	UT	SR	12	1464	169	0	0	1633	136.1
Fred Gibson (49)	UG	FR	10	27	772	0	375	1174	117.4
Dicenzo Miller (57)	MS	SR	9	676	337	0	19	1032	114.7
Jabar Gaffney (74)	UF	SO	11	0	1191	0	0	1191	108.3
C. Williams (81)	AU	FR	9	619	140	0	190	949	105.4
Dan Stricker (84)	VU	JR	11	80	1079	0	0	1159	105.4
Derek Watson (84)	SC	JR	11	591	181	0	381	1153	104.8
Donte Stallworth (88)	UT	JR	9	11	821	98	0	930	103.3

INTERCEPTIONS

Team	CI	G	Int	Yds	TD	Int/G	
Karlos Dansby (27)	AU	SO	11	5	41	0	0.45
Damien James (27)	LS	JR	12	5	80	0	0.42
Caleb Miller (34)	AR	SO	11	4	62	0	0.36
Korey Banks (34)	MS	JR	11	4	29	0	0.36
Rashad Baker (34)	UT	SO	12	4	82	0	0.33
Andre Goodman (69)	SC	SR	10	3	13	0	0.30
Jermaine Phillips (69)	UG	SR	11	3	89	1	0.27
Syniker Taylor (69)	UM	SR	11	3	69	0	0.27
L. Richardson (69)	AR	SO	11	3	45	1	0.27
Ken Hamlin (69)	AR	SO	11	3	33	0	0.27

PASS EFFICIENCY

Team	CI	G	Att	Cmp	Int	Pct.	Yds	TD	Eff.	
Rex Grossman (11)	UF	SO	11	395	259	12	65.6	3896	34	170.8
Casey Clausen (11)	UT	SO	12	354	227	9	64.1	2969	22	150.0
Rohan Davey (18)	LS	SR	12	367	217	10	59.1	3347	18	146.5
Eli Manning (20)	UM	SO	11	408	259	9	63.5	2948	31	144.8
David Greene (22)	UG	FR	11	324	192	9	59.3	2789	17	143.3
Tyler Watts (35)	UA	JR	9	172	94	3	54.7	1325	10	135.1
Jason Campbell	AU	FR	10	142	89	4	62.7	1117	4	132.4
Kevin Fant (55)	MS	SO	9	170	94	9	55.3	1352	8	127.0
Phil Petty (64)	SC	SR	11	251	145	6	57.8	1699	10	123.0
Greg Zolman (72)	VU	SR	11	357	186	9	52.1	2512	14	119.1

PUNT RETURN AVG

Team	CI	G	Ret	Yds	TD	Avg	
Domanick Davis (11)	LS	JR	12	19	263	1	13.8
Damien Gary (17)	UG	SO	10	23	288	1	12.5
Joe Walkins (30)	AU	FR	10	15	167	0	11.1
Ray Ray Bivines (45)	MS	FR	10	12	125	0	10.4
Roderick Hood (48)	AU	JR	11	15	154	0	10.3
Marvin Jackson (51)	AR	JR	11	27	265	1	9.8
Derek Abney (54)	UK	SO	11	22	212	1	9.6
Lito Sheppard (57)	UF	JR	11	26	246	0	9.5
Rashad Baker (61)	UT	SO	12	26	237	0	9.1
Jason Armstead (66)	UM	JR	11	22	196	0	8.9

KICK RETURN AVG

Team	CI	G	Ret	Yds	TD	Avg	
Derek Watson	SC	JR	11	13	381	0	29.3
Jason Armstead (9)	UM	JR	11	19	524	1	27.6
Fred Gibson (15)	UG	FR	10	14	375	0	26.8
Tim Carter	AU	SR	11	13	311	0	23.9
Freddie Milions (44)	UA	SR	11	16	374	0	23.4
L. Richardson (47)	AR	SO	11	18	416	1	23.1
Pig Prather (53)	MS	SR	11	25	569	0	22.8
Derek Abney (58)	UK	SO	11	33	739	0	22.4
Jason Mathenia (66)	VU	FR	11	15	330	0	22.0
D. Birmingham	AR	FR	11	12	263	0	21.9

PUNTING

Team	CI	G	Punts	Yds	Avg	
Glenn Pakulak (6)	UK	JR	11	56	2492	44.5
Damon Duval (13)	AU	JR	11	51	2244	44.0
Jonathan Kilgo (15)	UG	JR	11	42	1838	43.8
Donnie Jones (19)	LS	SO	12	47	2054	43.7
Richie Butler (30)	AR	JR	11	67	2848	42.5
Tyler Dean (40)	SC	JR	11	41	1707	41.6
Joe Webb (41)	VU	SR	11	57	2358	41.4
Derek Cook (49)	MS	FR	11	60	2445	40.8
Dustin Colquitt (66)	UT	FR	12	51	2020	39.6
Lane Bearden (67)	UA	JR	11	50	1980	39.6

SCORING

Team	CI	G	TD	XPT	FG	Pts	Pts/G	
Jeff Chandler (6)	UF	SR	10	0	46	19	103	10.3
L. Toefield (12)	LS	SO	12	19	0	0	114	9.5
Billy Bennett (37)	UG	SO	11	0	34	17	85	7.7
Donte Stallworth (46)	UT	JR	9	11	2	0	68	7.6
Neal Thomas (50)	UA	SR	11	0	33	15	78	7.1
Jabar Gaffney (50)	UF	SO	11	13	0	0	78	7.1
Alex Walls (55)	UT	JR	12	0	39	15	84	7.0
John Corbello (61)	LS	JR	12	0	41	14	83	6.9
Damon Duval (61)	AU	JR	11	0	28	16	76	6.9
Daniel Weaver (87)	SC	SO	11	0	31	12	67	6.1

FIELD GOALS

Team	CI	G	FG	FGA	Pct.	FG/G	
Jeff Chandler (2)	UF	SR	10	19	22	86.4	1.90
Billy Bennett (12)	UG	SO	11	17	25	68.0	1.55
Damon Duval (15)	AU	JR	11	16	26	61.5	1.45
Neal Thomas (17)							



FLORIDA 49 MARSHALL 14

September 1, 2001

Ben Hill Griffin Stadium
at Florida Field

Gainesville, Fla.

Attendance: 85,445

Quarterback Rex Grossman passed for a career-high 375 yards (including 343 in the first half) and three touchdowns in leading Florida to a 49-14 season opening victory against Marshall at Ben Hill Griffin Stadium. The crowd of 85,445 was the largest season opening day crowd in Gator history.

Led by Grossman, the Gators opened up the game with 35 unanswered first half points. Set up by a 26-yard Lito Sheppard punt return and 25-yard Jabar Gaffney reception, Florida grabbed a 7-0 first quarter lead on a seven-yard run by Earnest Graham. Two plays and 19 seconds later, Marquand Manuel recovered a Marshall fumble forced by Guss Scott and Graham ran for his second touchdown (6 yards) as UF took a 14-0 lead. Reche Caldwell and Grossman made it 21-0 as they teamed on a 27-yard touchdown pass.

In the second quarter, Grossman engineered a seven-play, 92-yard drive that ended in a 27-yard

nine carries, Reche Caldwell finished with four receptions and 87 yards and Graham contributed his career-high three rushing touchdowns.

"I'm very proud of Rex and Brock throwing the ball and the receivers," Florida head coach Steve Spurrier said. "I'm proud of our guys, it was a good opener."

OTHER GAME NOTES

- Florida has now won its last 12 season opening games while Steve Spurrier is a perfect 12-0 on opening day during his UF coaching career.

- The game marked the third time since 1996 that the Gators opened a season on Sept. 1st or earlier after opening on Sept. 1st earlier just two total times (1984, 1986) in the previous 89 years of play (1906-1995). This is only the second time UF has played on Sept. 1st, the other being a 32-20 loss to Miami in 1984.

- The contest marked the 109th game since 1990 that the Gators have appeared on live network television including its 71st national appearance, the second most in the nation over the last 12 seasons.

- The sellout crowd marked the 72nd consecutive sellout at Ben Hill Griffin Stadium.

- Running back Earnest Graham rushed for a career-high three touchdowns.

- Taylor Jacobs' 64-yard TD reception was the longest of his career.

- Seven Gators made their first career starts in the game. On defense, defensive end Bobby McCray,

Grossman (B. Talcott kick) - 5 plays, 74 yards, TOP- 1:24.

3rd Quarter

MU: 6:30 - D. Watts 62-yard pass from B. Leftwich (C. Head kick failed)- 1 play, 62 yards, TOP- 0:13

4th Quarter

UF: 14:13 - E. Graham 1-yard run (B. Talcott kick)- 7 plays, 26 yards, TOP- 2:46

MU: 5:53 - C. Rodgers 2-yard run (D. Watts pass)- 12 plays, 65 yards, TOP- 4:51

UF: 2:42 - C. Perez 25-yard pass from B. Berlin (B. Talcott kick)- 8 plays, 69 yards, TOP- 3:11

TEAM STATISTICS

	MU	Florida
First Downs	21	22
Rushes - Net Yards	26-66	28-111
Passing Comp.-Att-Yds.	27-43-274	25-38-430
Total Offense	340	541
Penalties-Yards	5-39	11-89
Turnovers (Fumbles Lost-Int.)	1 (1-0)	1 (0-1)
Possession Time	29:58	30:02

INDIVIDUAL STATISTICS

Rushing (Attempts-Yards-Touchdowns)

Florida: R. Gillespie 9-60-0; E. Graham 14-53-3; R. Carthon 1-2; R. Grossman 3(-2); T. Jacobs 1(-2)

Marshall: C. Rodgers 16-85-1; B. Leftwich 9(-18); Team 1(-1)

Passing (Completions-Attempts-Yards-Touchdowns-Interceptions)

Florida: R. Grossman 20-30-375-3-1; B. Berlin 5-8-55-1-0

Marshall: B. Leftwich 27-43-274-1-0

Receiving (Receptions-Yards-Touchdowns)

Florida: J. Gaffney 5-102-0; R. Gillespie 5-60-1; R. Caldwell 4-87-1; R. Carthon 2-40-0; K. Wells 2-22-0; A. Walker 2-19-0; E. Graham 2-4-0; T. Jacobs 1-64-1; C. Perez 1-25-1; B. Troupe 1-7-0

Marshall: J. Davis 7-67-0; D. Watts 6-116-1; C. Jones 4-12-0; C. Martin 3-28-0; D. Doss 2-30-0; G. Kellett 2-6-0; C. Rodgers 1-9-0; B. Bates 1-5-0; J. Edwards 1-1-0

Leading Tacklers (Total Tackles-Sacks)

Florida: G. Scott 8-0; T. Carroll 7-0; T. Johnson 6-0; R. Nattiel 6-0; M. Manuel 5-0; B. Alexander 5-0
BSU: Y. Satterwhite 9-1; M. Yates 8-0; C. Cocker 7-0; R. Street 5-0

touchdown pass to Robert Gillespie. Grossman found receiver Taylor Jacobs open over the middle for a 64-yard touchdown pass just 32 seconds before the half. The play gave the Gators a commanding 35-0 halftime lead. Meanwhile, on defense the Gators held Marshall to 129 total yards in a scoreless first half.

Marshall got on the board first in the second half on a 62-yard pass from quarterback Byron Leftwich to Darius Watts. Leftwich completed 27 of 43 passes for 274 yards and a TD on the evening while Watts caught six passes for 116 yards.

The Gators added two more scores on Earnest Graham's third touchdown of the evening (fourth quarter one-yard run) and Carlos Perez's first career TD reception from quarterback Brock Berlin (25-yard pass play).

Florida finished the game with 541 total yards (430 passing/111 rushing). Gaffney caught five passes for 102 yards, his seventh 100+ yard receiving game of his career, Gillespie caught five passes for 60 yards and led UF with 60 rushing yards on

defensive tackle Ian Scott, defensive tackle Bryan Savelio and safety Guss Scott. On offense, offensive tackle Max Starks, offensive guard Shannon Snell and fullback Ray Snell.

SCORING SUMMARY & STATISTICS

Team	1st	2nd	3rd	4th	Final
Marshall	0	0	6	8	14
Florida	21	14	0	14	49

1st Quarter

UF: 7:02 - E. Graham 7-yard run (B. Talcott kick) - 3 plays, 32 yards, TOP- 0:33

UF: 5:49 - E. Graham 6-yard run (B. Talcott kick) - 2 plays, 12 yards, TOP- 0:54.

UF: 1:33 - R. Caldwell 28-yard pass from R. Grossman (B. Talcott kick) - 3 plays, 43 yards, TOP- 1:12

2nd Quarter

UF: 4:18 - R. Gillespie 27-yard pass from R. Grossman (B. Talcott kick) - 7 plays, 92 yards, TOP- 3:09.

UF: 0:32 - T. Jacobs 64-yard pass from R.

2001 GAME REVIEWS



FLORIDA 55 LOUISIANA-MONROE 6

September 8, 2001

Ben Hill Griffin Stadium
at Florida Field

Gainesville, Fla. •
Attendance: 85,011

After opening with a shaky seven minutes that included two fumbles and 6-0 deficit, Florida exploded for 55 unanswered points, 600 total yards and 34 first downs en route to a 55-6 victory against Louisiana-Monroe before Ben Hill Griffin Stadium's 72nd consecutive sellout crowd (85,011).

Florida put on an offense display as the Gators completed a combined 33 of 49 passes to 14 different receivers for 432 yards, rushed 31 times for 168 yards and amassed 600 total yards of offense, the 12th time during the Steve Spurrier Era that the Gators registered 600+ total yards. Florida's 34 first downs tied for the fourth highest total in the Spurrier Era.

Meanwhile, the Gator defense held the Indians to 105 total yards, the 11th lowest total allowed by a UF defense in school history, 27 net rushing yards and only five first downs. The five first downs tied for the lowest output by an opponent during the Spurrier Era (5 vs. Kentucky in 1996) and the 105 yards gained was the fourth lowest total gained by an opponent during that time frame.

Trailing 6-0, Florida's offense put together an 11-play, 63-yard touchdown drive that ended in Earnest Graham's 12-yard touchdown run. The second quarter was all Florida as the Gators scored four touchdowns during an eight-minute span. Rex Grossman hit Reche Caldwell for a 16-yard TD pass and then found Gaffney for a 10 and 24-yard strikes. Following Robert Gillespie's one-yard TD run set up by a Corey Bailey fumble recovery, Jeff Chandler made it 38-6 on a 29-yard field goal to end the half. The Gators also added second half scores by Earnest Graham (3-yard run), Rob Roberts (3-yard pass from Grossman) and a Brendt Talcott 28-yard field goal.

Louisiana Monroe grabbed a 6-0 lead when Ivory Brown scored on a two-yard run up in the middle after John Thompson recovered a fumble deep in UF territory. The visiting Indians recovered a second UF fumble several minutes later but couldn't capitalize. The Gators never looked back as UF went on their 11-play, 63-yard TD drive to take a 7-6 lead.

Jabar Gaffney (8-102) registered his second straight and eighth career 100+ yard receiving day as he hauled in two touchdown receptions (10 and 24 yards), his fourth career multi-TD game. His eight career 100-yard receiving games ranks him tied for second with Travis McGriff, Ike Hilliard and Willie Jackson for 100+ yard receiving games. Quarterback Rex Grossman (23-34) threw for three TDs and 331 passing yards, his second straight 300+ yard passing game and third of his career. Receiver Taylor Jacobs registered a career-high 98 yards receiving on five catches, Reche Caldwell added five recep-

tions for 62 yards and a TD and Earnest Graham rushed for two TDs and 82 yards on 13 carries.

Florida improved to 76-1 under Steve Spurrier against unranked teams and 49-0 at "The Swamp."

OTHER GAME NOTES

- Florida is now 65-4 at Florida Field under Steve Spurrier, including a 28-2 record against non-conference foes

- Florida is now 9-1 against current Sun Belt schools. The only loss was to North Texas (20-12) in 1947. UL-Monroe made its second trip to Gainesville. UF defeated UL-Monroe 41-10 on Sept. 12, 1998 when the school was known as Northeast Louisiana.

- Florida rushed for 168 yards in the game. The Gators are now 102-6 when they rush for at least 100+ yards in a game since 1990.

- Florida has now won its last 19 regular season games against out-of-state non-conference opponents.

- Rex Grossman threw for 300+ yards in back-to-back games for the first time in his career.

- Rob Roberts' receiving TD in the third quarter was his first career touchdown.

- Earnest Graham now has 18 career rushing TDs, tying him for eighth on the school's all-time list.

- Center Zac Zedalis made his first start in two years while defensive tackle Ian Scott made his first career start.

SCORING SUMMARY & STATISTICS

Team	1st	2nd	3rd	4th	Final
UL-Monroe	6	0	0	0	6
Florida	7	31	14	3	55

1st Quarter

ULM: 13:30- I. Brown 2-yard run (D. Francis kick failed) - 3 plays, 23 yards, TOP- 1:16

UF: 2:53- E. Graham 12-yard run (J. Chandler kick) - 11 plays, 63 yards, TOP- 4:06

2nd Quarter

UF: 14:20- R. Caldwell 16-yard pass from R. Grossman (J. Chandler kick) - 7 plays, 66 yards, TOP- 1:38

UF: 11:15- J. Gaffney 10-yard pass from R. Grossman (J. Chandler kick) - 4 plays, 66 yards, TOP- 1:24

UF: 9:18- J. Gaffney 24-yard pass from R. Grossman (J. Chandler kick) - 2 plays, 58 yards, TOP- 0:50

UF: 7:58- R. Gillespie 1-yard run (J. Chandler kick) - 3 plays, 6 yards, TOP- 1:04

UF: 0:00- J. Chandler 29-yard field goal - 5 plays, 28 yards, TOP- 1:54

3rd Quarter

UF: 6:21- E. Graham 3-yard run (J. Chandler kick) - 13 plays, 75 yards, TOP- 5:00

UF: 0:11- R. Roberts 3-yard pass from B. Berlin (J. Chandler kick) - 10 plays, 73 yards, TOP- 4:48

4th Quarter

UF: 3:23- B. Talcott 28-yard field goal - 9 plays, 49 yards, TOP- 3:33

TEAM STATISTICS

	ULM	Florida
First Downs	5	34
Rushes - Net Yards	21-27	31-168
Passing Comp.-Att-Yds.	11-26-78	33-49-432
Total Offense	105	600
Penalties-Yards	2-10	8-65
Turnovers (Fumbles Lost-Int.)	1 (1-0)	3 (2-1)
Possession Time	27:45	32:15

INDIVIDUAL STATISTICS

Rushing (Attempts-Yards-Touchdowns)

Florida: E. Graham 13-82-2; R. Gillespie 10-68-1; R. Carthon 4-17-0; M. Sitter 2-13-0; R. Grossman 1-(-3)-0; B. Berlin 1-(-9)-0

UL-Monroe: I. Brown 6-8-1; T. Patterson 5-8-0; A. Chance 1-6-0; K. Thomas 4-6-0; A. Vige 1-1-0; B. Jacobs 4-(-2)-0

Passing (Completions-Attempts-Yards-Touchdowns-Interceptions)

Florida: R. Grossman 23-34-331-3-1; B. Berlin 9-13-95-1-0; J. Creveling 1-2-6-0-0

UL-Monroe: A. Chance 6-18-63-0-0; A. Vige 5-8-15-0-0

Receiving (Receptions-Yards-Touchdowns)

Florida: J. Gaffney 8-102-2; T. Jacobs 5-98-0; R. Caldwell 5-62-1; K. Kight 3-33-0; R. Gillespie 2-29-0; R. Carthon 2-25-0; O.J. Small 1-24-0; C. Perez 1-20-0; B. Haugabrook 1-12-0; E. Graham 1-9-0; B. Stone 1-6-0; A. Walker 1-5-0; B. Troupe 1-4-0; R. Roberts 1-3-1

UL-Monroe: S. Brown 4-35-0; M. Vincent 2-23-0; B. Wright 2-21-0; T. Patterson 1-6-0; A. Chance 1-(-1)-0; K. Thomas 1-(-6)-0

Leading Tacklers (Total Tackles-Sacks)

Florida: M. Manuel 8-0; I. Scott 6-0; G. Scott 5-0; A. Davis 4-0; B. Hardmon 4-0

UL-Monroe: D. Buckels 8-0; D. McGill 7-0; C. Hall 6-0; D. Richard 6-0; M. Sonnier 4-0; C. Mouton 3-0





**FLORIDA 44
KENTUCKY 10**

September 22, 2001

**Commonwealth
Stadium**

**Lexington, Ky.
Attendance: 66,126**

In its first action since a postponed matchup against Tennessee due to the World Trade Center tragedy, Florida used a dominating second half to capture a 44-10 win at Kentucky. The win gave Florida its 11th SEC opening victory in 12 years, its 15th straight win over Kentucky and the Gators' 21st win in the last 22 games against the Wildcats.

On a third and inches situation, Jabar Gaffney and Rex Grossman teamed to give Florida a 7-0 first quarter lead as the duo hooked up for a 29-yard touchdown pass up the middle. The play followed a six-play, 67-yard drive. It was the first of Grossman's four TD passes on the day. Taylor Jacobs gave the Gators a 13-3 second quarter lead when he caught a screen pass from Grossman and used a Robert Gillespie block to scamper into the end zone for a six yard touchdown reception. Jeff Chandler kicked a 39-yard field goal as time expired to give the Gators a 16-3 halftime lead.

Florida pushed the margin to 23-3 on Grossman's 4-yard slant TD pass to Gaffney with 3:27 to play in the third quarter. Kentucky's Shane Boyd then found Chase Harp for a two-yard TD pass to close the gap to 23-10. But Earnest Graham sprinted 50-yards down the sideline to give UF a commanding 30-10 lead. The Gators added two more insurance touchdowns in the fourth quarter- a 52-yard pass from Grossman to Gillespie and a 64-yard pass from Brock Berlin to Reche Caldwell to close out the scoring.

Florida's defense held Kentucky to 11 first downs and 288 yards of total offense. The Wildcats converted on only one of their 14 third down plays.

Rex Grossman became just the second player in Gator football history to throw for 300+ yards in three consecutive games (Shane Matthews in 1990 and 1992) as he completed 22 of 36 passes for 302 yards and four touchdowns. Jabar Gaffney caught two touchdown passes, his fifth career multi-TD game, and six passes for 80 yards, Reche Caldwell finished with a career-high 105 receiving yards on five catches and Robert Gillespie finished with 147 all purpose yards (66 rushing/81 receiving) and one TD reception.

Florida also improved to 77-1 against unranked teams under Steve Spurrier and 82-12 in SEC play since 1990 under Spurrier.

OTHER GAME NOTES

● Florida now holds the all-time series lead at 35-17 and has won each of the last 15 meetings and 21 of the last 22 meetings.

● Florida is now 94-1 since 1990 when holding opponents to 21 points or less.

● Rex Grossman threw for 302 yards on the day. Since 1990, UF has had a QB throw for 300 or more yards 49 times.



Robert Gillespie received SEC Offensive Player of the Week honors for his performance vs. Kentucky in which he accumulated 147 all-purpose yards.

● Jeff Chandler has 133 successful PAT attempts on his career, passing Judd Davis (129 from 1992-94) for second on the all-time UF career chart and seventh on the SEC career chart. He also passed Michael Proctor's 131 for sixth and tied Alabama's Bill Davis (133) for fifth-most in SEC history.

● Robert Gillespie's 81 receiving yards raised his career total to 816, the fourth most for a running back in school history.

● Earnest Graham's third quarter rushing TD was the 19th of his career, moving him into sole possession of seventh place on the UF career chart.

● Reche Caldwell had his third career 100+ yard receiving game (also 110 in Sugar Bowl vs. Miami, and 102 vs. Vanderbilt in 2000).

● Rex Grossman threw for at least four touchdowns for the third time in his career (5 vs. Auburn in 2000, 4 vs. Auburn in SEC Championship Game).

SCORING SUMMARY & STATISTICS

Team	1st	2nd	3rd	4th	Final
Florida	7	9	14	14	44
Kentucky	0	3	7	0	10

1st Quarter

UF: 9:47 – J. Gaffney 29-yard pass from R. Grossman (J. Chandler kick) - 6 plays, 67 yards, TOP- 2:20

2nd Quarter

UK: 14:38 – S. Scaldaferrri 41-yard field goal - 8

plays, 59 yards, TOP- 2:24
UF: 9:48 – T. Jacobs 6-yard pass from R. Grossman (rush failed) - 11 plays, 65 yards, TOP- 4:50
UF: 0:00 – J. Chandler 39-yard field goal - 6 plays, 44 yards, TOP- 0:46

3rd Quarter

UF: 3:27 – J. Gaffney 4-yard pass from R. Grossman (J. Chandler kick) - 9 plays, 55 yards, TOP- 4:11
UK: 1:30 – C. Harp 2-yard pass from S. Boyd (S. Scaldaferrri kick) - 3 plays, 55 yards, TOP- 0:52
UF: 0:28 – E. Graham 50-yard run (J. Chandler kick) - 3 plays, 80 yards, TOP- 1:12

4th Quarter

UF: 8:47 – R. Gillespie 52-yard pass from R. Grossman (J. Chandler kick) - 7 plays, 80 yards, TOP- 4:12
UF: 6:42 – R. Caldwell 64-yard pass from B. Berlin (J. Chandler kick) - 1 play, 64 yards, TOP- 0:13

TEAM STATISTICS

	Florida	Kentucky
First Downs	25	11
Rushes – Net Yards	32-168	21-85
Passing Comp.-Att-Yds.	25-40-397	23-39-203
Total Offense	565	288
Penalties-Yards	6-40	7-44
Turnovers (Fumbles Lost-Int.)	3 (3-0)	0 (0-0)
Possession Time	30:12	29:48

INDIVIDUAL STATISTICS

Rushing (Attempts-Yards-Touchdowns)

Florida: E. Graham 11-86-1; R. Gillespie 13-66-0; R. Carthon 7-26-0; R. Grossman 1-(-10)-0

Kentucky: M. Johnson 9-49-0; S. Boyd 7-40-0; C. Scott 1-1-0; A. Pinner 2-0-0; G. Jacobs 1-(-2)-0

Passing (Completions-Attempts-Yards-Touchdowns-Interceptions)

Florida: R. Grossman 22-36-302-4-0; B. Berlin 3-3-95-1-0; UF Team 0-1-0-0-0

Kentucky: S. Boyd 23-39-203-1-0

Receiving (Receptions-Yards-Touchdowns)

Florida: J. Gaffney 6-80-2; R. Caldwell 5-105-1; T. Jacobs 5-41-1; R. Gillespie 3-81-1; A. Walker 2-30-0; B. Troupe 2-29-0; K. Wells 1-20-0; K. Kight 1-11-0

Kentucky: E. Simms 6-75-0; D. Abney 5-54-0; C. Harp 3-19-1; C. Scott 2-12-0; D. Smith 2-6-0; T. Malloy 1-25-0; M. Johnson 1-7-0; T. Cook 1-7-0; D. Allen 1-(-1)-0; A. Boone 1-(-1)-0

Leading Tacklers (Total Tackles-Sacks)

Florida: G. Scott 9-0; A. Davis 7-0; T. Johnson 7-0; R. Nattiel 6-0; M. Manuel 5-0

Kentucky: J. White 7-0; L. Burress 6-0; D. Tatum 5-0; A. Wajda 5-0

and tied career highs for completions (22 of 31) and touchdown passes (five). In the first half alone, Grossman was 16 of 21 with four TDs and 317 yards. It was the eighth time in his career that he has thrown for three or more touchdowns. Two Gators went over 100+ yards receiving in Jabar Gaffney (career-high 9 catches for 159 yards) and Reche Caldwell (5-101 and two TDs).

Florida grabbed an early 21-0 first quarter lead. On its first offensive series, Florida drove 51 yards on nine plays, ending with Rex Grossman's one-yard touchdown run, the first TD run of his career. After a Mississippi State missed field goal attempt, Florida took over at its own 38, drove 72 yards and scored when Grossman found Reche Caldwell wide open on a crossing pattern to give UF a 14-0 lead. Minutes later and following a 28-yard Lito Sheppard punt return and 26-yard Jabar Gaffney reception, Grossman hit tight end Aaron Walker for a 5-yard touchdown pass to go up 21-0.

Grossman found Caldwell open for a 14-yard TD pass and 28-0 second quarter lead and Taylor Jacobs (3 catches for 95 yards) capped off UF's scoring when he caught a Grossman pass and scampered 60 yards for a 35-0 halftime lead.

Florida's defense held Mississippi State to 214 total net yards and 14 first downs as the normally potent Bulldog rushing attack finished with 44 yards.

OTHER GAME NOTES

● Florida won its 15th straight vs. Mississippi State in Gainesville. The Bulldogs have not won at Florida Field since an 18-13 victory in 1965, Steve

Spurrier's junior year at UF and Jackie Sherrill's senior year at Alabama.

● In his two games against Mississippi State, Rex Grossman has a passing efficiency of 235.14. In the two games, he is 35-for-47 for 624 yards and seven touchdowns with no interceptions.

● Since 1990, Florida quarterbacks have passed for 300 yards in a game 83 times. UF teams had thrown for 300 yards in a game just 14 times in the previous 83 seasons prior to the Spurrier's arrival.

● Both Jabar Gaffney and Reche Caldwell finished with 100+ yards receiving. It was the second occasion that both had surpassed the 100+ yard mark in the same game.

● Jabar Gaffney moved into sole possession of second place in UF recordbooks in career 100+ yard receiving games with nine. Carlos Alvarez (13 100+ yard games) tops the list. His 49-yard catch in the second quarter was his longest of the season. His nine catches was a career-high.

● With his nine PATs, Jeff Chandler moves into fourth place on the SEC's career PAT list. He now has 142. Chandler is also eighth on the SEC career scoring (kickers) list with 295 career points.

● Several Gators had career firsts including Matt Farrior's interception, Kelvin Kight's receiving TD and Ben Troupe's receiving TD.

● Florida gained 500+ yards of total offense for the fourth consecutive game.



**FLORIDA 52
MISSISSIPPI
STATE 0**

September 29, 2001
Ben Hill Griffin Stadium
at Florida Field
Gainesville, Fla.
Attendance: 85,579

A matchup between the nation's top passing offense and the nation's statistically best pass defense never materialized as Florida grabbed an early lead and shut down Mississippi State for a 52-0 shutout victory at Ben Hill Griffin Stadium. The win was Florida's 15th straight against Mississippi State in Gainesville, while the shutout was Florida's first SEC blanking since a 65-0 victory against Kentucky in 1996 and its first against a ranked team since a win at Tennessee in 1994.

The contest was a stark contrast to the 2000 UF-MSU game played in Starkville when MSU defeated the Gators 47-35 and racked up 517 total offensive yards including 351 rushing yards and held the Gators to a school-record low -78 yards rushing.

Florida's offense put on a sparkling display as it gained 35 first downs and amassed 640 total yards, a total that ranks sixth all-time at UF and tops against a SEC team. Mississippi State entered the game surrendering an average of 68.0 passing yards per game, but in the first quarter alone, Florida had doubled that total with 149 passing yards. UF finished the day with 507 passing yards, the seventh highest output in SEC history, the second-most passing yards in school history and the most ever against a SEC opponent.

Quarterback Rex Grossman set the school record with his fourth consecutive 300+ yard passing performance as he threw for a career-high 393 yards



The Gator defense was sensational against Mississippi State holding the Bulldogs to just 214 net yards (44 rushing).

SCORING SUMMARY & STATISTICS

Team	1st	2nd	3rd	4th	Final
Miss. State	0	0	0	0	0
Florida	21	14	7	10	52

1st Quarter

UF: 11:05 – R. Grossman 1-yard run (U. Chandler kick) - 9 plays, 51 yards, TOP- 2:15
 UF: 5:09 – R. Caldwell 20-yard pass from R. Grossman (U. Chandler kick) - 5 plays, 72 yards, TOP- 1:44
 UF: 1:54 – A. Walker 5-yard pass from R. Grossman (U. Chandler kick) - 4 plays, 29 yards, TOP- 1:29

2nd Quarter

UF: 6:37 – R. Caldwell 14-yard pass from R. Grossman (U. Chandler kick) - 4 plays, 80 yards, TOP- 0:58
 UF: 2:24 – T. Jacobs 60-yard pass from R. Grossman (U. Chandler kick) - 5 plays, 88 yards, TOP- 1:39

3rd Quarter

UF: 5:04 – B. Troupe 16-yard pass from R. Grossman (U. Chandler kick) - 9 plays, 78 yards, TOP- 3:38

4th Quarter

UF: 12:02 – J. Chandler 46-yard field goal - 8 plays, 22 yards, TOP- 2:17
 UF: 1:45 – K. Kight 23-yard pass from B. Berlin (U. Chandler kick) - 3 plays, 64 yards, TOP- 0:59

TEAM STATISTICS

	Miss. State	Florida
First Downs	13	35
Rushes – Net Yards	28-44	30-133
Passing Comp.-Att-Yds.	18-37-170	29-49-507
Total Offense	214	640
Penalties-Yards	14-97	15-103
Turnovers (Fumbles)		
Lost-Int.)	2 (1-1)	1 (1-0)
Possession Time	31:52	28:08

INDIVIDUAL STATISTICS

Rushing (Attempts-Yards-Touchdowns)

Florida: E. Graham 13-74-0; R. Gillespie 10-30-0; C. Perez 1-10-0; R. Caldwell 1-9-0; R. Carthon 1-9-0; T. Jacobs 1-6-0; R. Grossman 1-(-5)-1

Mississippi State: D. Walker 10-19-0; K. Fant 4-15-0; F. Reid 4-12-0; J. Griffith 1-1-0; W. Madkin 9-(-3)-0

Passing (Completions-Attempts-Yards-Touchdowns-Interceptions)

Florida: R. Grossman 22-31-393-5-0; B. Berlin 7-17-114-1-0

Mississippi State: K. Fant 8-20-84-1-0; W. Madkin 10-17-86-0-0

Receiving (Receptions-Yards-Touchdowns)

Florida: J. Gaffney 9-159-0; R. Caldwell 5-101-2; R. Gillespie 4-44-0; T. Jacobs 3-95-1; C. Perez 2-46-0; B. Troupe 2-17-1; A. Walker 2-13-1; K. Kight 2-23-1; R. Carthon 1-9-0

Mississippi State: J. Griffith 4-18-0; J. Jenkins 2-50-0; F. Reid 2-28-0; A. Lumpkin 2-18-0; A. Hargro 1-17-0; R.R. Bivines 1-17-0; T. Grindle 1-9-0; C. Parker 1-8-0; D. Walker 1-6-0; D. Lee 1-3-0; D. Jones 1-1-0; H. Lindsey 1-(-5)-0

Leading Tacklers (Total Tackles-Sacks)

Florida: A. Davis 12-0; T. Carroll 9-0; G. Scott 7-0; A. Brown 7-0; T. Johnson 6-0

Mississippi State: P. Prather 10-0.5; D. Wright 7-0; J. Morgan 6-0; M. Haggan 5-0; J. Clark 5-0



**FLORIDA 44
LSU 15**

October 6, 2001

Tiger Stadium

**Baton Rouge, La.
Attendance: 92,010**

Rex Grossman threw for a school-record 464 yards and a career-high tying five touchdowns as Florida jumped out to a 21-3 first quarter lead and coasted to a 44-15 victory at LSU before a Tiger Stadium-record crowd of 92,010.

Grossman broke Danny Wuerffel's five-year school record of 462 passing yards (set vs. Arkansas in 1996) with his 464-yard performance. In the first half alone, he surpassed 300+ yards in his fifth consecutive week and threw for four touchdowns, 319 yards on 15 of 23 passing. In the end, Grossman completed 22 of 32 pass attempts.


"Rex played his best game as a Gator today," Florida head coach Steve Spurrier said. "He really threw some beautiful passes. That was our best passing day in a long time. We scored on our first three

possessions and looked real good."

The Gators began their first quarter scoring spurt when Grossman found Taylor Jacobs open down the middle for a 13-yard TD and 7-0 lead. Following a 44-yard field goal by LSU's John Corbello, Grossman and company drove 80 yards on five plays ending with a 32-yard TD strike to Reche Caldwell. On the next series, Florida safety Todd Johnson intercepted a Rohan Davey pass which set up another Gator score. Two plays later, Grossman found Jabar Gaffney open down the right sideline for a 63-yard TD pass to give Florida a commanding 21-3 first quarter lead.

The Gators took a 27-9 lead into halftime as Grossman hit Gaffney for his second TD of the day, a seven-yard TD pass following a six-play, 48-yard scoring drive.

The Florida offense racked up 632 total yards of offense, the eighth best total in school history. Gaffney (164) and Caldwell (120), who each registered the 100th catch of their careers and each surpassed 100+ receiving yards for the second straight game, Robert Gillespie chipped in 140 all purpose yards (54 rushing, 41 receiving, 45 returns) and Brock Berlin threw for his fifth TD pass in five games, completing four of nine passes for 40 yards. Tight end Aaron Walker surpassed career-highs with five catches for 88 yards.



Rex Grossman set a school record for most passing yards in a game (464) and also set a Gaor single-game record for best pass efficiency rating (235.86) in Florida's impressive 44-15 win at LSU. It was Grossman's fifth 300-yard passing game of the season, a total that tied a school season record.

For the first time in the 2001 season, Florida's defense came up with several significant "Big Plays" as it registered a season-high three interceptions (Todd Johnson, Keiwan Ratliff and Travis Carroll). Senior defensive end Alex Brown broke the UF career sack record with his 27.5th sack of his career. He broke Alonzo Johnson's 16-year record of 27 sacks set from 1981-85.

OTHER GAME NOTES

- Florida now leads the all-time series 26-19-3 including a 14-11 edge in Baton Rouge. The Gators have now won 13 of the last 14 meetings in and nine of the last 11 at LSU.

- Steve Spurrier is now 11-1 against LSU as a coach after posting a 3-0 mark as UF's QB from 1964-66.

- Rex Grossman's first quarter TD pass to Taylor Jacobs was the 400th since Steve Spurrier took over as head coach in 1990. UF has now thrown 405 since 1990, a total of 94 more TD passes than any other school in the nation.

- Florida has now gone over 500 yards of total offense in every game this year. Its 632 total is seventh best in the Spurrier Era and eighth best in school history. UF's 504 passing yards is the fourth-best total in UF history overall.

- With his 464-yard effort, Rex Grossman set a new school record, breaking the mark of 462 set by Danny Wuerffel vs. Arkansas in 1996. Grossman ties the school record for 300-yard passing games in a single season with five, a feat also done by Shane Matthews in 1990, 1991 and 1992. Grossman's five TDs gave him 41 for his career, passing Terry Dean (1991-94) with 39 and Steve Spurrier (1964-66) with 36 for sixth place on UF's career chart. Grossman has thrown for at least three TDs in each game this season and four or more in each of the past three games.

- Jabar Gaffney's two TD catches on the afternoon gave him 20 in his career (in just 17 games), already placing him eighth on UF's career TD chart and in a tie for 13th on the SEC's career TD reception chart. Gaffney went over 100+ yards receiving for the 10th time in 17 regular season games.

- Reche Caldwell set a new career-high with his 120 receiving yards.

- Gaffney and Caldwell became the 16th and 17th Gators in history to catch 100 career passes and the 10th and 11th players to do so since 1990.

- Alex Brown set the school record for career QB sacks with his 27.5 sack of the day. He surpassed Alonzo Johnson's 16-year record of 27 sacks set from 1981-85.

- Robert Gillespie's 41 receiving yards gave him 901 for his career, moving him past John L. Williams (1982-85) and into second place in UF history for most receiving yards by a running back. His 3,005 career total yards jumped him past Larry Smith (1966-68) and Cris Collinsworth (1977-80) to rank 12th in school history.

- Tight end Aaron Walker registered career-highs of five receptions for 88 yards.

SCORING SUMMARY & STATISTICS

Team	1st	2nd	3rd	4th	Final
Florida	21	6	3	14	44
LSU	3	6	0	6	15

1st Quarter

UF: 11:59 – T. Jacobs 13-yard pass from R. Grossman (U. Chandler kick) - 6 plays, 55 yards, TOP- 3:01

LSU: 7:29 – J. Corbello 44-yard field goal - 12 plays, 50 yards, TOP- 4:30

UF: 5:19 – R. Caldwell 34-yard pass from R. Grossman (U. Chandler kick) - 5 plays, 80 yards, TOP- 2:10

UF: 4:33 – J. Gaffney 64-yard pass from R. Grossman (U. Chandler kick) - 2 plays, 48 yards, TOP- 0:28

2nd Quarter

LSU: 12:58 – L. Toefield 2-yard run (U. Corbello kick blocked) - 17 plays, 87 yards, TOP- 6:35

UF: 9:48 – J. Gaffney 7-yard pass from R. Grossman (U. Chandler kick failed) - 6 plays, 48 yards, TOP- 2:00

3rd Quarter

UF: 4:20-J. Chandler 42-yard field goal - 9 plays, 65 yards, TOP- 3:04

4th Quarter

UF: 14:54 – A. Walker 5-yard pass from R. Grossman (U. Chandler kick) - 6 plays, 87 yards, TOP- 2:12

UF: 2:32 – K. Kight 8-yard pass from B. Berlin (U. Chandler kick) - 10 plays, 62 yards, TOP- 4:34

LSU: 0:42 – D. Davis 1-yard run (U. Corbello kick blocked) - 5 plays, 74 yards, TOP- 1:00

TEAM STATISTICS

	Florida	LSU
First Downs	28	23
Rushes – Net Yards	26-128	41-137
Passing Comp.-Att-Yds.	26-41-504	18-39-286
Total Offense	632	425
Penalties-Yards	12-68	8-83
Turnovers (Fumbles Lost-Int.)	2 (0-2)	3 (0-3)
Possession Time	27:10	32:50

INDIVIDUAL STATISTICS

Rushing (Attempts-Yards-Touchdowns)

Florida: E. Graham 13-55-0; R. Gillespie 9-54-0; R. Carthon 3-20-0; R. Grossman 2-(-1)-0

LSU: D. Henderson 6-86-0; L. Toefield 19-40-1; M. Mauck 7-37-0; D. Davis 3-3-1; R. Davey 5-(-31)-0

Passing (Completions-Attempts-Yards-Touchdowns-Interceptions)

Florida: R. Grossman 22-32-464-5-1; B. Berlin 4-9-40-1-1

LSU: M. Mauck 11-23-132-0-2; R. Davey 7-17-154-0-1

Receiving (Receptions-Yards-Touchdowns)


Florida: R. Caldwell 6-120-1; J. Gaffney 5-164-2; A. Walker 5-88-1; T. Jacobs 3-43-1; R. Gillespie 2-41-0; B. Troupe 1-18-0; R. Snell 1-9-0; R. Roberts 1-8; K. Kight 1-8-1; R. Carthon 1-5-0

LSU: J. Reed 6-123-0; M. Clayton 5-79-0; J. Myers 2-35-0; C. Webster 2-24-0; L. Toefield 1-11-0; D. Davis 1-9-0; R. Royal 1-5-0

Leading Tacklers (Total Tackles-Sacks)

Florida: B. Hardmon 9-0; G. Scott 8-1; T. Johnson 8-0; A. Brown 7-2; A. Davis 7-0; T. Carroll 7-0

LSU: D. James 6-0; B. James 5.5-0; T. Faulk 5-0; R. Clark 5.5-0; Damond 6-0



**AUBURN 23
FLORIDA 20**

October 13, 2001
Jordan-Hare Stadium
Auburn, Ala.
Attendance: 86,063

Damon Duval's 44-yard field goal with 10 seconds remaining broke a 20-20 tie to lift Auburn over No. 1 ranked Florida 23-20 before 86,063 fans on a windy, rain-threatening night at Jordan-Hare Stadium. Duval's winning kick came after a drive from their own two yardline which began with 4:28 left on the clock after their fourth interception off a Rex Grossman pass.

Florida started the scoring with a 45-yard field goal in the first quarter. Auburn tied the game at 3-3 on a 45-yard Damon Duval field goal. Auburn then went up 10-3 when it drove 59 yards in 6:30 ending in a Daniel Cobb one-yard TD run.

Florida grabbed a 13-10 third quarter lead when Rex Grossman found Reche Caldwell open for a 20-yard scoring pass.

Auburn took a 17-13 fourth quarter lead after it took advantage of a Gator fumble when UF punter Matt Leach mishandled the snap from center. The ball was recovered by Auburn's Derrick Graves on the UF 2-yard line. Four plays later, Auburn's Chris Butler scored on a two-yard TD run. The Tigers then went up 20-13 two minutes later when Mayo Sowell picked off a Grossman pass setting up a 32-yard Damon Duval field goal.

But Florida rallied back to tie the game at 20-20 when Rex Grossman hit Jabar Gaffney down the right sideline for an 80-yard TD strike. It was Gaffney's career-long reception and Grossman's career-long pass.

Grossman passed for 300+ yards for his sixth consecutive contest. He completed 25 of 42 passes for 364 yards, two touchdowns with four interceptions. He set the single season record for most 300+ yard passing games in a single season with his sixth. Wide receiver Reche Caldwell registered career-highs for receptions (nine) and receiving yards (128). Florida's -36 yards rushing was its second-worst total in school history.

OTHER GAME NOTES

- Florida was -3 in turnover margin for the game and stands at -6 on the season. After six games last year, Florida was +13 in turnover margin.

- Florida's -36 rushing yards were the second lowest in school history (-78 at Mississippi State in 2000 was the worst). Florida has been outrushed in 24 of its 26 losses under Spurrier.

- UF registered only 328 yards in total offense after registering at least 500+ in each of the season's first five games.

- The loss snapped a seven-game UF win streak in the series, the longest in long history of the rivalry.

- The loss marked the sixth time in the last nine seasons that the Gators have lost either the fifth or sixth game of the season.

- Steve Spurrier is now 11-3 in his coaching career against Auburn. Auburn is one of only four SEC teams to have beaten Spurrier's Gators multiple

times (Alabama, Auburn, Mississippi State and Tennessee).

- The game marked the first time UF was held without a first half touchdown since a 37-17 loss to Georgia in Jacksonville, Nov. 1, 1997 (14-3 Georgia at the half).

- Rex Grossman passed for over 300+ yards for the sixth time in six games this year. That sets a school-record for most 300-yard games in one season. It is his seventh career 300-yard game, tying him with Doug Johnson for third on the UF career chart.

- Reche Caldwell had his fourth consecutive 100-yard receiving game.

- Jabar Gaffney went over 100+ yards receiving for the fifth time on the season and the 11th time in his 18-game career.

SCORING SUMMARY & STATISTICS

Team	1st	2nd	3rd	4th	Final
Florida	3	3	7	7	20
Auburn	3	7	0	13	23

1st Quarter

UF: 11:24 – J. Chandler 45-yard field goal - 6 plays, 24 yards, TOP- 1:32

AU: 9:39- D. Duval 45-yard field goal - 4 plays, 4 yards, TOP- 1:45

2nd Quarter

AU: 11:03 – D. Cobb 1-yard run (D. Duval kick) - 11 plays, 59 yards, TOP- 6:30

UF: 0:21 – J. Chandler 32-yard field goal - 13 plays, 65 yards, TOP- 5:59

3rd Quarter

UF: 7:48 – R. Caldwell 20-yard pass from R. Grossman (U. Chandler kick) - 6 plays, 72 yards, TOP- 2:32

4th Quarter

AU: 14:55 – C. Butler 2-yard run (D. Duval kick) - 3 plays, 2 yards, TOP- 1:26

AU: 12:27- D. Duval 32-yard field goal - 4 plays, 6 yards, TOP- 2:07

UF: 12:09- J. Gaffney 80-yard pass from R. Grossman (U. Chandler kick) - 1 play, 80 yards, TOP- 0:18

AU: 0:10- D. Duval 44-yard field goal - 10 plays, 49 yards, TOP- 4:18

TEAM STATISTICS

	Florida	Auburn
First Downs	18	13
Rushes – Net Yards	18-(-36)	41-79
Passing Comp.-Att-Yds.	25-42-364	13-27-160
Total Offense	328	239
Penalties-Yards	10-63	8-64
Turnovers (Fumbles Lost-Int.)	5 (1-4)	2 (2-0)
Possession Time	26:08	33:52

INDIVIDUAL STATISTICS

Rushing (Attempts-Yards-Touchdowns)

Florida: R. Gillespie 12-4-0; M. Starks 1-4-0; T. Jacobs 1-2-0; R. Grossman 2-(-11)-0; M. Leach 1-(-18)-0

Auburn: C. Moore 20-60-0; C. Williams 8-25-0; D. Cobb 5-17-1; R. Brown 2-1-0; C. Butler 2-(-1)-0; J. Campbell 1-(-14)-0

Passing (Completions-Attempts-Yards-Touchdowns-Interceptions)

Florida: R. Grossman 25-42-364-2-4

Auburn: D. Cobb 11-23-152-0-0; J. Campbell 2-4-8-0-0

Receiving (Receptions-Yards-Touchdowns)

Florida: R. Caldwell 9-128-1; R. Gillespie 7-36-0; J. Gaffney 4-110-1; T. Jacobs 2-33-0; C. Perez 1-32-0; A. Walker 1-14-0; R. Roberts 1-11-0

Auburn: C. Moore 2-61-0; L. Diamond 2-36-0; J. McIntyre 2-26-0; D. Green 2-9-0; M. Willis 2-7-0; C. Williams 1-13-0; T. Carter 1-5-0; J. Watkins 1-3-0

Leading Tacklers (Total Tackles-Sacks)

Florida: M. Nattiel 11-0; A. Davis 10-0; A. Brown 9-0; L. Sheppard 6-0

Auburn: M. Sowell 9-0; K. Dansby 5-0; R. Walker 5-1-0; C. Rogers 5-0



**FLORIDA 24
GEORGIA 10**

October 27, 2001

All-Tel Stadium

Jacksonville, Fla.

Attendance: 84,401

Florida racked up 584 total yards of offense but needed to overcome four turnovers and 12 penalties to defeat Georgia 24-10 at AllTel Stadium before 84,401 fans. The victory gave Florida its fourth consecutive win against Georgia and its 11th victory in the past 12 meetings.

Florida registered its all-time high for yardage against Georgia (584 total yards) and its second-most passing yards (407) in the 79-year series. In addition, the Gators piled up 385 yards of total offense in the first half alone, a season-high for first half yardage.

Taking advantage of an interception, Georgia grabbed a 3-0 first quarter lead on a Billy Bennett's 42-yard field goal. The Gators evened the score at 3-3 on Jeff Chandler's 32-yard field goal. Three minutes later Florida went up 10-3 as the Gators' scoring drive went 69 yards on seven plays ending with Rex Grossman's 21-yard pass to Jabar Gaffney.

Georgia evened the score at 10-10 as it recovered a Gator fumble and drove 43 yards in seven plays ending in a Jasper Sanks 3-yard touchdown run. Florida took a 17-10 lead into halftime after a 13-play, 79-yard drive ended in a 1-yard Rex Grossman touchdown dive on a fourth-down play. The drive was sparked by a 21-yard reverse to Taylor Jacobs.

Florida's defense registered several big plays in the second half. The Gators stopped Georgia on a fourth-and-two play at UF's six-yard line following the Bulldogs' 16-play, 85-yard, 8:31-minute drive. A Lito Sheppard tackle stopped Fred Gibson one-yard short of a first down on a fourth-and-13 play deep in UF territory. That play set the stage for Florida's 30-yard TD scoring strike from Rex Grossman to Reche Caldwell. On the next series, UF strong safety Marquand Manuel forced a David Greene fumble which was recovered by UF's Andra Davis.

Rex Grossman completed a career-high 27 passes for 407 yards and registered his school record seventh consecutive 300+ yard passing game. Jabar Gaffney caught a career-high tying nine passes including his first quarter 21-yard grab, Earnest Graham rushed 23 times for 131 yards and caught three passes for 36 yards (167 yards of total offense) and Reche Caldwell caught six passes for 87 yards including his eighth

straight game of catching a TD pass.

OTHER GAME NOTES

- Florida wore all blue uniforms for the first time since January 1, 1998 against Penn State in the Citrus Bowl. The last time the Gators wore all blue for a regular season game was November 22, 1997 vs. Florida State in Gainesville.

- Florida's 584 yards of total offense is the most-ever gained against Georgia by the Gators. The 407 passing yards is the second-most ever against the Bulldogs by UF.

- Florida has now won 11 of its last 12 decisions against Georgia including its last four. Georgia leads the all-time series 44-33-2.

- Florida is now 9-1 in games played in Jacksonville vs. Georgia under Steve Spurrier.

- The Gators are now 26-1 against SEC East division foes in the state of Florida since 1992. The lone loss was to Georgia in 1997 in Jacksonville.

- Florida is now 22-4 in games following a loss and 18-5 after a bye week under Steve Spurrier.

- Earnest Graham rushed for 131 yards on the day. He becomes the first Gator to rush for over 100+ yards on the season. He registered over 100 yards of total offense in the first quarter alone.

- With his 143 receiving yards on the day, Jabar Gaffney registered his 12th career and sixth season 100+ yard receiving game. Gaffney tied his career-high with nine receptions.

- Reche Caldwell has caught a TD pass in eight consecutive regular season games. He and Gaffney are tied for second on the all-time list for consecutive games with a TD pass. Reidel Anthony holds the record with 11.

SCORING SUMMARY & STATISTICS

Team	1st	2nd	3rd	4th	Final
Georgia	3	7	0	0	10
Florida	10	7	0	7	24

1st Quarter

UGA: 11:00 – B. Bennett 42-yard field goal- 8 plays, 31 yards, TOP- 2:03

UF: 5:23 – J. Chandler 32-yard field goal- 11 plays, 75 yards, TOP- 5:37

UF: 1:46 – J. Gaffney 21-yard pass from R. Grossman (U. Chandler kick) - 7 plays, 69 yards, TOP- 2:25

2nd Quarter

UGA: 7:32 – J. Sanks 3-yard run (B. Bennett kick) - 7 plays, 43 yards, TOP- 3:00

UF: 0:46 – R. Grossman 1-yard run (U. Chandler kick) - 13 plays, 79 yards, TOP- 2:52

4th Quarter

UF: 9:12 – R. Caldwell 30-yard pass from R. Grossman (U. Chandler kick) - 6 plays, 76 yards, TOP- 2:36

TEAM STATISTICS

	Georgia	Florida
First Downs	20	29
Rushes – Net Yards	36-111	38-177
Passing Comp.-Att-Yds.	25-42-258	27-35-407
Total Offense	369	584
Penalties-Yards	4-20	12-106
Turnovers (Fumbles Lost-Int.)	2 (1-1)	4 (2-2)
Possession Time	32:58	27:02



Florida's 24-10 win over 15th ranked Georgia was the Gators eleventh win over the Bulldogs in the last twelve seasons.

INDIVIDUAL STATISTICS

Rushing (Attempts-Yards-Touchdowns)

Florida: E. Graham 23-131-0; R. Gillespie 4-22-0; T. Jacobs 1-21-0; R. Grossman 7-9-1; Team 3--(-6)

Georgia: J. Sanks 16-56-1; T. Wansley 1-18-0; V. Haynes 6-14-0; F. Gibson 1-14-0; M. Smith 4-12-0; M. Gilliam 1-7-0; Team 2--(-4); D. Greene 5--(-6)-0

Passing (Completions-Attempts-Yards-Touchdowns-Interceptions)

Florida: R. Grossman 27-35-407-2-2

Georgia: D. Greene 25-42-258-1-0

Receiving (Receptions-Yards-Touchdowns)

Florida: J. Gaffney 9-143-1; R. Caldwell 6-87-1; R. Carthon 4-49-0; E. Graham 3-36-0; B. Troupe 2-23-0; T. Jacobs 1-54-0; C. Perez 1-9-0; A. Walker 1-6-0

Georgia: F. Gibson 7-131-0; V. Haynes 6-16-0; R. McMichael 4-25-0; L. Mitchell 2-18-0; D. Gary 2-12-0; B. Watson 1-36-0; M. Gilliam 1-9-0; T. Morgan 1-8-0; J. Sanks 1-3-0

Leading Tacklers (Total Tackles-Sacks)

Florida: A. Davis 15-0; M. Nattiel 10-0; B. Alexander 8-0; T. Lafavor 7-0

Georgia: T. Bierria 8-0; J. Phillips 8-0; T. Gilbert 8-0; T. Wansley 7-0; D. Jacobs 4-1



**FLORIDA 71
VANDERBILT 13**

November 3, 2001

**Ben Hill Griffin Stadium
at Florida Field**

Gainesville, Fla.

Attendance: 85,052

Playing at "The Swamp" for the first time in over a month, Florida put on an impressive offensive, defensive and special teams display on Homecoming as it defeated Vanderbilt 71-13. The 58-point margin of victory was UF's third largest-ever vs. a SEC opponent.

Florida gained over 500 yards of total offense for the seventh time in eight games on the year (571) and passed for their third 400+ yard game of the season. The Gators scored 10 touchdowns, totaled 28 first downs and were never forced to punt in the game. UF's defense forced five turnovers (two interceptions/three fumble recoveries) and limited Vanderbilt to 63 yards rushing and 272 total offensive yards. The defense also scored its first TD since September, 2000 when Andra Davis scored on a 25-yard interception return. In addition, the special teams units blocked three kicks (two punts/one PAT).

Rex Grossman completed 17 passes (29 attempts) to 11 receivers for 306 yards and three TDs all in the first half. It was his eight straight 300-yard passing game and fourth time this season that he surpassed 300-yards passing in the first half. Brock Berlin

relieved Grossman at quarterback and completed seven of nine passes for 74 yards and a career-high three touchdowns. The duo of Taylor Jacobs and Reche Caldwell each finished with 100-yard receiving days. Caldwell caught a TD pass for the ninth straight game and hauled in four passes for 117 yards while Jacobs registered career-highs for receptions (six), receiving yards (105) and TD catches (two).

Florida grabbed an early first quarter lead and never looked back. With its 24-0 lead, the Gators had outscored opponents in the first quarter on the year 114-15. Set up by a 48-yard pass from Grossman to Taylor Jacobs, the Gators went up 7-0 on Earnest Graham's two-yard TD run. Two minutes later, Graham scored again on a five-yard TD run up the middle set up by a Larry Kendrick fumble recovery at Vandy's five yardline. Florida made it 21-0 when Grossman hit Jabar Gaffney for a seven-yard scoring pass. Jeff Chandler connected on a 37-yard field goal and the Gators led 24-0. Florida led 37-0 at halftime, its largest halftime lead of the year.

OTHER GAME NOTES

- Florida's 71 points were the second most ever against a SEC opponent (73 vs. Kentucky, Sept. 10, 1994). It was the most points scored by UF this season.

- Florida's margin of victory (58) is the school's third largest vs. a SEC opponent. The largest was a 66-point win against Kentucky (73-7) in 1994. It is UF's largest margin of victory in the history of the Vanderbilt series. The 58-point margin surpassed a 52-0 victory over Vanderbilt in 1993.

- With UF's victory, Vanderbilt drops to 1-14-1 all-time at "The Swamp." Florida now leads the all-time series 24-9-2. Florida has won each of the last 11 matchups and holds a 20-3-1 edge in the last 24 matchups between the two schools.

- UF's defense registered a season-high five turnovers.

- At the conclusion of the game, Florida had turned the ball over 22 times after its eight games this season. In 2000, after eight games, Florida had just 12 turnovers and finished the year with 21 total in 12 games, a mark that ranked just one shy of the lowest season total in school history.

- In the history of UF football, there have been only 14 games in which two receivers have registered 100+ receiving yards. Four of those 14 have now taken place in this season alone. This was the fourth as Taylor Jacobs and Reche Caldwell became the 14th duo to do so.

- Reche Caldwell has now caught a TD pass in nine consecutive games (eight this season/Sugar Bowl game). That ranks second on UF's consecutive TD reception games list.

- The win marks Florida's 76th annual Homecoming win. The victory improved Florida's record to 55-20-1 in all-time Homecoming games. The Gators are now 12-0 on Homecoming under Steve Spurrier. It is the seventh time Vanderbilt has been the homecoming opponent, including each of VU's last three trips to Gainesville. UF is 6-1 vs. Vanderbilt on Homecoming.

- Florida is now 86-13 in 99 games under Steve Spurrier and the win today over Vanderbilt ensures that Florida will set a new standard for the most-ever wins and best win percentage over a 100 SEC game

time frame in SEC history. From the start of the 1971 season through the third conference game of the 1986 season, Alabama compiled a 85-14-1 record (85.5%) in SEC play, the most successful 100-game period in conference history for league play. Next week's game vs. South Carolina will mark the 100th SEC game of the Spurrier Era and the Gators will stand at either 87-13 (87.0%) or 86-14 (86.0%) after that contest, the most wins and best win percentage for a 100-game conference time period in league history.

SCORING SUMMARY & STATISTICS

Team	1st	2nd	3rd	4th	Final
Vanderbilt	0	0	0	13	13
Florida	24	13	28	6	71

1st Quarter

UF: 13:44 – E. Graham 2-yard run (J. Chandler kick)- 6 plays, 63 yards, TOP- 1:16

UF: 11:51 – E. Graham 5-yard run (J. Chandler kick)- 1 play, 5 yards, TOP- 0:08

UF: 6:16 – J. Gaffney 7-yard pass from R. Grossman (J. Chandler kick)- 5 plays, 68 yards, TOP- 1:29

UF: 1:29 – J. Chandler 37-yard field goal- 4 plays, 1 yard, TOP- 1:21

2nd Quarter

UF: 12:35 – T. Jacobs 13-yard pass from R. Grossman (J. Chandler kick)- 7 plays, 69 yards, TOP- 2:36

UF: 0:07 – R. Caldwell 18-yard pass from R. Grossman (J. Chandler kick failed)- 8 plays, 54 yards, TOP- 2:04

3rd Quarter

UF: 14:02 – A. Davis 25-yard interception return (J. Chandler kick)

UF: 10:06 – T. Jacobs 2-yard pass from B. Berlin (B. Talcott kick)- 6 plays, 44 yards, TOP- 2:48

UF: 6:17 – W. Green 5-yard run (B. Talcott kick)- 2 plays, 11 yards, TOP- 0:41

UF: 0:00 – C. Perez 15-yard pass from B. Berlin (B. Talcott kick)- 9 plays, 41 yards, TOP- 4:00

4th Quarter

UF: 8:31 – K. Wells 6-yard pass from B. Berlin (M. Leach kick failed)- 10 plays, 92 yards, TOP- 4:18

VU: 5:05 – B. Walker 27-yard run (C. Folino kick)- 7 plays, 58 yards, TOP- 3:26

VU: 0:00 – B. Walker 2-yard run (C. Folino kick)- 5 plays, 50 yards, TOP- 0:38

TEAM STATISTICS

	Vanderbilt	Florida
First Downs	14	28
Rushes – Net Yards	38-63	37-168
Passing Comp.-Att-Yds.	15-30-209	25-40-403
Total Offense	272	571
Penalties-Yards	3-28	9-59
Turnovers (Fumbles Lost-Int.)	5 (3-2)	3 (2-1)
Possession Time	30:35	29:25

INDIVIDUAL STATISTICS

Rushing (Attempts-Yards-Touchdowns)

Florida: W. Green 11-49-1; R. Carthon 9-39-0; E. Graham 9-35-2; R. Gillespie 3-14-0; C. Perez 1-12-0; R. Grossman 3-12-0; K. Kight 1-7-0

Vanderbilt: N. McKenzie 5-37-0; R. Williams 15-34-0; B. Walker 4-33-2; J. Mathenia 2-5-0; R. Hatcher 1-1-0; J. Webb 1-(-8); G. Zolman 7-(-12); T. Olmstead 3-(-27)

Passing (Completions-Attempts-Yards-Touchdowns-Interceptions)

Florida: R. Grossman 17-29-306-3-1; B. Berlin 7-9-74-3-0; J. Creveling 1-2-23-0-0

Vanderbilt: G. Zolman 8-17-80-0-1; T. Olmstead 5-9-81-0-1; B. Walker 2-3-48-0-0; Team 0-1

Receiving (Receptions-Yards-Touchdowns)

Florida: T. Jacobs 6-105-2; R. Caldwell 4-117-1; J. Gaffney 4-55-1; M. Jackson 2-37-0; C. Perez 2-32-1; R. Gillespie 2-15-0; B. Haugabrook 1-23-0; E. Graham 1-9-0; K. Wells 1-6-1; R. Carthon 1-3-0; R. Roberts 1-1-0

Vanderbilt: D. Stricker 5-87-0; R. Williams 4-44-0; J. Mathenia 2-24-0; B. Smith 1-43-0; N. McKenzie 1-6-0; N. Hassanoglu 1-5-0; Hatcher 1-0-0

Leading Tacklers (Total Tackles-Sacks)

Florida: G. Scott 8-1; M. Manuel 8-0; A. Davis 7-0; M. Nattiel 6-0

Vanderbilt: A. Bradford 9-0; H. Lercius 9-0; M. Adam 6-0; L. Parker 4-0




FLORIDA 54
SOUTH CAROLINA 17
 November 10, 2001
 Williams-Brice Stadium
 Columbia, S.C.
 Attendance: 84,900



Florida scored 44 unanswered points as it defeated 14th ranked South Carolina for the 11th straight time, 54-17, before 84,900 fans. For the second consecutive week, Florida did not attempt a punt, scored on its first nine possessions, converted on all six of its chances in the red zone (four TD, two FG) while amassing 482 total yards of offense led by quarterback Rex Grossman's ninth straight 300+ yard passing game (21-33, 302 yards, 3 TD).

South Carolina jumped out to a 10-3 first quarter lead on a seven-yard Derek Watson TD run (following a fumble recovery on a UF punt return) and a 32-yard Daniel Weaver field goal. But the Gators rallied for 44 unanswered points to take control. It started when Rex Grossman found Jabar Gaffney in



OTHER GAME NOTES

- Florida now leads the all-time series 16-3-3 and has won each of the last 11 meetings dating back to a 7-0 loss in 1939 in Columbia. Steve Spurrier is now 10-1 vs. South Carolina as the coach, the lone loss being a 27-21 setback while coaching at Duke in the 1989 season opener. The 54 points were the most-ever scored against South Carolina.
- Florida wins its sixth SEC game of the season, which stretches its streak to 12 consecutive seasons with at least six SEC wins (1990-2001). This doubles the previous record of six set by Alabama from 1961-66.
- Florida sets a SEC record for the best 100 SEC game time period in conference history. UF is 87-13 (87.0%) in league play since 1990, new highs for both wins and winning percentage. Alabama held that mark by going 85-14-1 (85.5%) from the start of the 1971 season through the third SEC game of the 1986 season.
- UF starts the season 8-1 for the 10th time in 12 years under Steve Spurrier (all but
- Florida wore orange pants on the road for the first time since Oct. 3, 1998 against Alabama in Tuscaloosa. UF last wore orange pants for a game, regardless of site, for the 1999 Florida State game in Gainesville.
- Rex Grossman passed for his ninth straight 300+ yard passing day. He eclipsed the career 5,000-yard mark, only the seventh Gator to do so. Grossman's TD pass to Reche Caldwell was the 50th of his Gator career. He also surpassed Steve Spurrier's career passing yards in the first quarter. He also went over 3,000+ yards for the season and became only the third UF quarterback to reach that plateau (Danny Wuerffel – 1995, 1996; Shane Matthews – 1991, 1992).
- Wide receiver Jabar Gaffney's fourth quarter TD catch put him over 1,000 yards for the season. Gaffney becomes only the third receiver in SEC history to post multiple 1,000-yard receiving seasons joining Joey Kent of Tennessee (1995-96) and LSU's Josh Reed (2000-01). His 100-yard game is the 13th of his career (in just 21 games) and ties Carlos Alvarez's school record set from 1969-71.
- Reche Caldwell caught a TD pass in his 10th straight game, the second longest such streak in UF history. Reidel Anthony set the record with 11 in 1996.

SCORING SUMMARY & STATISTICS

Team	1st	2nd	3rd	4th	Final
Florida	10	17	13	14	54
S. Carolina	10	0	0	7	17

1st Quarter

- USC: 12:11 – D. Watson 7-yard run (D. Weaver kick)- 1 play, 7 yards, TOP- 0:06
- UF: 9:07 – J. Chandler 42-yard field goal- 10 plays, 50 yards, TOP- 3:04
- USC: 5:12 – D. Weaver 32-yard field goal- 9 plays, 56 yards, TOP- 3:55
- UF: 1:44 – J. Gaffney 11-yard pass from R. Grossman (J. Chandler kick)- 7 plays, 71 yards, TOP- 3:28

2nd Quarter

- UF: 12:15 – R. Grossman 1-yard run (J. Chandler kick)- 7 plays, 71 yards, TOP- 2:30
- UF: 1:44 – J. Chandler 36-yard field goal- 12 plays, 59 yards, TOP- 5:31
- UF: 0:26 – R. Caldwell 11-yard pass from R. Grossman (J. Chandler kick)- 3 plays, 21 yards, TOP- 0:24

In posting a 54-17 win over 14th ranked South Carolina, Florida set a SEC record as it won its 87th league contest over a 100-game conference stretch since the start of the 1990 season. Alabama had held that SEC distinction with a 85-14-1 conference record over a 100 game league stretch from the start of the 1971 season thru the third league game of the 1986 season.

the endzone for an 11-yard TD pass. On its next possession, UF drove 71 yards in seven plays ending with a one-yard Rex Grossman TD run with the big play a 36-yard pass play from Grossman to Robert Gillespie. After a Jeff Chandler field goal, his second of four on the day, Marquand Manuel intercepted a Phil Petty pass late in the first half. The play set up an 11-yard scoring strike from Grossman to Reche Caldwell with 26 seconds left before halftime. UF led 27-10 at the half.

Florida continued its scoring the second half as Chandler nailed field goals of 46 and 44 yards. Linebacker Travis Carroll returned an interception 24 yards for a score and Grossman hit Jabar Gaffney for a 59-yard touchdown pass to take a 47-10 lead. UF

scored one last time when Brock Berlin hit Kirk Wells for a 10-yard TD pass.

Rex Grossman completed 21 of 33 passes for 302 yards and two touchdowns. He surpassed career marks of 5,000 yards passing and 50 touchdowns. It was his ninth straight 300+ yard passing game. Jabar Gaffney caught six passes for 110 yards and two touchdowns. It was his 13th 100+ yard receiving game in 21 career games and tied the school record for most 100+ yard receiving games (Carlos Alvarez, 1969-71). Gaffney also became the third receiver in SEC history to reach the 1,000-yard receiving plateau in two consecutive seasons.

3rd Quarter

UF: 10:27 – J. Chandler 46-yard field goal- 9 plays, 51 yards, TOP- 4:33
 UF: 3:52 – J. Chandler 44-yard field goal- 10 plays, 40 yards, TOP- 4:35
 UF: 2:53 – T. Carroll 24-yard interception return (J. Chandler kick)

4th Quarter

UF: 11:19- J. Gaffney 59-yard pass from R. Grossman (J. Chandler kick)- 4 plays, 84 yards, TOP- 2:12
 USC: 4:28 – R. Brewer 3-yard pass from D. Pinkins (D. Weaver kick)- 15 plays, 73 yards, TOP- 6:51
 UF: 2:28 – K. Wells 10-yard pass from B. Berlin (J. Chandler kick)- 4 plays, 45 yards, TOP- 2:00

TEAM STATISTICS

	Florida	Georgia
First Downs	26	14
Rushes – Net Yards	31-170	43-207
Passing Comp.-Att-Yds.	22-34-312	7-17-57
Total Offense	482	264
Penalties-Yards	4-20	4-32
Turnovers (Fumbles)		
Lost-Int.)	1 (1-0)	2 (0-2)
Possession Time	29:04	30:56

INDIVIDUAL STATISTICS

Rushing (Attempts-Yards-Touchdowns)

Florida: E. Graham 19-91-0; R. Grossman 4-36-1; R. Carthon 2-25-0; R. Gillespie 4-10-0; W. Green 2-8-0

South Carolina: C. Jenkins 14-66-0; P. Petty 8-39-0; A. Pinnock 8-38-0; D. Pinkins 3-28-0; D. Watson 6-26-1; M. Thomas 1-6-0; R. Brewer 2-5-0; C. Alexander 1-(1)-0

Passing (Completions-Attempts-Yards-Touchdowns-Interceptions)

Florida: R. Grossman 21-33-302-3-0; B. Berlin 1-1-10-1-0

South Carolina: P. Petty 5-12-48-0-2; C. Jenkins 1-3-6-0-0; D. Pinkins 1-2-3-1-0

Receiving (Receptions-Yards-Touchdowns)

Florida: J. Gaffney 6-110-2; R. Caldwell 6-67-1; R. Gillespie 2-45-0; T. Jacobs 2-40-0; C. Perez 2-12-0; E. Graham 1-11-0; K. Kight 1-10-0; K. Wells 1-10-1; R. Carthon 1-7-0

South Carolina: R. Brewer 4-17-1; M. Thomas 1-26-0; R. Wilson 1-8-0; A. Pinnock 1-6-0

Leading Tacklers (Total Tackles-Sacks)

Florida: T. Johnson 17-0; A. Davis 16-0; M. Nattiel 8-0; I. Scott 6-0; G. Scott 6-0

South Carolina: K. Harney 8-0; J. Lemon 6-0; R. Faison 6-0; S. Brown 6-0

ever to witness a game at Ben Hill Griffin Stadium. The victory snapped a three-game Florida State win streak in the series and knocked Florida State out of the national polls for the first time since 1989.

Florida finished with 453 total offensive yards (123 rushing/330 passing) while the Gator defense held Florida State to 268 yards of total offense including only 40 rushing yards.

The Gators took a 7-0 lead when the Gators drove 90-yards on 12 plays ending in an Earnest Graham two-yard TD run in which quarterback Rex Grossman faked right and lateraled left to Graham. The score followed the five minute, 12 second drive that included a 40-yard pass from wide receiver Jabar Gaffney to running back Earnest Graham. Florida made it 14-0 when Rex Grossman hit Taylor Jacobs for a six-yard scoring strike. The score followed an 11-play, 82-yard drive and was set up by a 27-yard pass from Grossman to Jacobs. UF took a 17-0 lead as it used Todd Johnson's interception to score on a Jeff Chandler 36-yard field goal. The Gators held a 20-3 halftime lead after another Chandler field goal.

After UF stopped Florida State on a fourth-and-one at the UF six yard line and a Michael Boulware interception, FSU scored on a 23-yard third quarter field goal attempt by Xavier Beitia. But the Gators took the ensuing kickoff and drove 85 yards in 11 plays ending on a Rex Grossman one-yard touchdown run to go up 27-6. The Gators added a fourth touchdown when Grossman connected with Gaffney for a 28-yards scoring strike.

On the day, Florida put together four 80+ yard scoring drives. Quarterback Rex Grossman completed a career-high tying 27 passes out of 42 attempts for 290 yards and two touchdowns. Receiver Reche Caldwell caught seven passes for 70 yards, Taylor Jacobs made five receptions for 74 yards and a TD and Jabar Gaffney finished with four catches for 65 yards and a touchdown. Earnest Graham (four

catches, 60 yards) and Robert Gillespie led the UF rushing attack with a combined 21 carries for 89 yards and a touchdown.

OTHER GAME NOTES

- Florida improves to 27-12-2 all-time vs. Florida State and 17-7-1 vs. the Seminoles in Gainesville. The victory snapped FSU's three-game win streak in the series.
- Florida scored the most points (37) and registered its largest margin of victory (24 points) vs. Florida State since its 52-20 Nokia Sugar Bowl victory in 1997 which gave Florida the 1996 national title.
- The win improves Florida to 18-0 in night games under Steve Spurrier at "The Swamp" and 34-13 overall in night games under Spurrier.
- Florida won its ninth game of the season for a SEC record 12th consecutive season. The Gators entered the game tied with Alabama (1971-81) with 11 consecutive nine-win seasons. The 12th straight nine-win season ranks as the third longest all-time in that category in major college history (1. Nebraska-33, 1969-2001; 2. Florida State- 14, 1987-2000).
- Florida is now 9-1 on the season. Florida has now gone at least 9-1 or better for the 10th time in Steve Spurrier's 12 years as head coach.
- The attendance of 85,732 ranks as the second largest crowd in Florida Field history. The school record is 85,747 set on Nov. 20, 1999 vs. Florida State.
- The Gator defense gave up 17 fewer points for the ninth time in 10 games this season.
- The contest was the first meeting between Florida and Florida State since 1989 where both teams were not ranked among the nation's top-10 at game time.
- Rex Grossman's second quarter touchdown pass to Taylor Jacobs was UF's 40th TD pass of the season. It is the fifth time in SEC history (all by UF) that a school had passed for 40+ touchdowns in a season.



In a 37-13 win over Florida State the Gator defense held the Seminoles to just 268 yard in total offense, including just 40 on the ground.



FLORIDA 37
FLORIDA STATE 13

November 17, 2001

**Ben Hill Griffin Stadium
 at Florida Field**

Gainesville, Fla.

Attendance: 85,732

Florida cruised to a 37-13 decision over Florida State before 85,732 fans, the second largest crowd

- Florida is now 100-1 under Spurrier when holding an opponent to 21 or fewer points.
- Rex Grossman's streak of 300+ yard passing games ended at nine and Reche Caldwell's streak of consecutive games with a touchdown catch was stopped at 10.
- With his three field goals on the day, Jeff Chandler has converted on 12 consecutive field goal attempts. The streak ranks second on UF's consecutive field goals made list (17-Bobby Raymond, 1984; 12-Jeff Chandler, 2001; 11-Berj Yepremian, 1978).
- Jabar Gaffney ended the evening with 2,274 career receiving yards. That ranks him tied for second on UF's all-time career list (1. His 26 career TD catches ranks him sixth in SEC career history and tied for fourth on the school career list.

SCORING SUMMARY & STATISTICS

Team	1st	2nd	3rd	4th	Final
Florida State	0	3	3	7	13
Florida	7	13	7	10	37

1st Quarter

UF: 6:33 – E. Graham 2-yard run (J. Chandler kick)- 12 plays, 90 yards, TOP- 5:12

2nd Quarter

UF: 14:46 – T. Jacobs 6-yard pass from R. Grossman (J. Chandler kick)- 11 plays, 82 yards, TOP- 4:22

UF: 7:42 – J. Chandler 36-yard field goal- 5 plays, 18 yards, TOP- 1:43

UF: 1:04 – J. Chandler 38-yard field goal- 9 plays, 52 yards, TOP- 2:34

FSU: 0:00 – X. Beitia 39-yard field goal- 8 plays, 36 yards, TOP- 1:04

3rd Quarter

FSU: 6:23- X. Beitia 23-yard field goal- 4 plays, 5 yards, TOP- 1:36

UF: 0:55- R. Grossman 1-yard run (J. Chandler kick)- 11 plays, 85 yards, TOP- 5:28

4th Quarter

UF: 12:59 – P.K. Sam 5-yard pass from C. Rix (X. Beitia kick)- 7 plays, 80 yards, TOP- 2:56

UF: 8:15 – J. Gaffney 28-yard pass from R. Grossman (J. Chandler kick)- 1 play, 28 yards, TOP- 0:07

UF: 2:32 – J. Chandler 18-yard field goal- 8 plays, 37 yards, TOP- 4:20

TEAM STATISTICS

	Florida State	Florida
First Downs	13	24
Rushes – Net Yards	21-40	30-123
Passing Comp.-Att-Yds.	27-40-228	28-43-330
Total Offense	268	453
Penalties-Yards	5-33	5-50
Turnovers (Fumbles Lost-Int.)	1 (0-1)	2 (1-1)
Possession Time	28:25	31:35

INDIVIDUAL STATISTICS

Rushing (Attempts-Yards-Touchdowns)

Florida: R. Gillespie 11-46-0; E. Graham 10-43-1; R. Caldwell 1-18-0; R. Grossman 3-9-1; W. Green 1-4-0; R. Carthon 4-3-0

Florida State: C. Rix 7-18-0; N. Maddox 5-11-0; E. Shelton 3-6-0; G. Jones 6-5-0

Passing (Completions-Attempts-Yards-Touchdowns-Interceptions)

Florida: R. Grossman 27-42-290-2-1; J. Gaffney 1-1-40-0-0

Florida State: C. Rix 26-39-229-1-1; N. Maddox 1-1-(-1)-0-0

Receiving (Receptions-Yards-Touchdowns)

Florida: R. Caldwell 7-70-0; T. Jacobs 5-74-1; J. Gaffney 4-65-1; E. Graham 4-60-0; R. Gillespie 4-18-0; B. Haugabrook 3-36-0; R. Carthon 1-7-0

Florida State: N. Maddox 8-36-0; J. Walker 5-67-0; J. Kaleikini 3-20-0; A. Bell 3-18-0; T. Gardner 2-23-0; B.J. Ward 2-10-0; C. Thorpe 1-45-0; G. Jones 1-5-0; P.K. Sam 1-5-1; C. Rix 1-(-1)-0

Leading Tacklers (Total Tackles-Sacks)

Florida: A. Davis 10-0; G. Scott 10-1; M. Manuel 8-0; T. Johnson 8-0; T. Carroll 7-0

Florida State: B. Jennings 8-0; S. Samuels 6-0; K. Pope 6-0; A. Howard 5-0; M. Boulware 5-0; C. Osei 4-0



**TENNESSEE 34
FLORIDA 32**

December 1, 2001

Ben Hill Griffin Stadium
at Florida Field

Gainesville, Fla.
Attendance: 85,771

With a SEC East title, SEC Championship Game berth and possible national title game appearance on the line, Tennessee's Travis Stephens rushed for 226 yards, the second most rushing yards ever yielded by a Gator defense as the No. 5 Vols handed No. 2 Florida a heartbreaking 34-32 loss before a school-record 85,771 Ben Hill Griffin Stadium fans and a national television audience. It was UT's first win in Gainesville since 1971.

Tennessee held a 14-0 lead at the end of the first quarter and held Florida scoreless for the first time this season. The Vols put together a 14-play drive spanning 7:05 and 66 yards and grabbed a 7-0 lead on Troy Fleming's 2-yard pass from Casey Clausen. Tennessee went up 14-0 after Jabari Greer intercepted a deflected pass enabling Travis Stephens to score on a six-yard run.

But Florida battled back. After an 80-yard drive sparked by a 40-yard pass from Rex Grossman to Reche Caldwell, Grossman scored on a one-yard run. A Todd Johnson fumble recovery set up a 20-yard Jeff Chandler field goal and a Mike Nattiel interception enabled Florida to score again, on a 21-yard pass from Grossman to Jabar Gaffney. The Gators added a 27-yard field goal from Jeff Chandler to take a 20-14 halftime lead.

Tennessee quickly grabbed its lead back on Travis Stephen's 35-yard TD run but Chandler's 35-yard field goal gave UF a 23-21 third quarter lead. The Vols then went up 27-23 on Jabari Davis' two-yard run. After Jeff Chandler's 52-yard field goal, Travis Stephens set up another short TD run by Davis (one-yard) and 34-26 UT lead when he scampered 68 yards through the middle of the UF defense. Stephens ended the day with 226 rushing yards and two touchdowns on 19 carries. The 226 rushing yards ranks as the second most yardage put up by an opponent back since Georgia's Hershel Walker rushed for 238 yards vs. UF in 1980 in Jacksonville.

Florida scored for the final time when Carlos Perez dove into the end zone on a two-yard TD scoring pass from Grossman to complete a 66-yard scoring

drive. Trailing 34-32 with only 1:10 left on the clock, the Gators attempted to tie the contest on two point conversion but Grossman's pass intended for Gaffney to incomplete. Tennessee's John Finlayson fielded a Gator onside kick to end the game.

OTHER GAME NOTES

● Tennessee's win snapped an 11-game Gator win streak at Florida Field. The Vols became the first SEC East school to defeat UF at the Swamp since divisional play began in 1992 (had been 22-0). Tennessee's victory at Florida Field was its first since 1971. Tennessee's 34 points were the most points scored vs. Florida at the Swamp since Kentucky scored 35 in a 1998 Florida win.

● The crowd of 85,771 was the largest in school history surpassing the previous high of 85,747 vs. Florida State in 1999.

● Tennessee's 34 points were the most points scored against the Gator defense on the season. UT's 242 net rushing yards were the most yielded by UF's defense this season. The Gators entered the game surrendering 85.9 yards per game. Tennessee scored five touchdowns on the day. Prior to the game, UF's defense had only surrendered 14 total touchdowns in the season's first 10 games.

● Tennessee's Travis Stephens rushed for 226 yards against the Gators. His 226 yards rushing ranks as the second-best total ever against the Gators and tops in Gainesville. Georgia's Hershel Walker ran for an opponent record 238 yards vs. UF in 1980. Stephens became the first running back to rush for more than 100-yards vs. the Gators since Auburn's Rudy Johnson registered 133 yards on 10/14/00.

● The Gators are now 87-14 in SEC games since 1990. Florida is also 44-25-1 vs. teams ranked in the top-25 at game time in the Steve Spurrier Era. Florida dropped to 12-21-1 when held under 100-yards rushing in the Spurrier Era.

● Florida concluded the season with 43 touchdown passes, a total that ranks tied for second in both UF and SEC history. Only five times has a team thrown for 40 or more TD passes in a season and all five have been accomplished by the Gator offense since 1990.

● A school record 607 media credentials were issued for the game, a total that breaks the previous record of 582 issued for the 1995 Florida State game. ESPN GameDay broadcast live giving Florida its 16th total on-site appearance by that show, tying Florida State for the most appearances in the show's history. It was also GameDay's sixth appearance in Gainesville, tying it with Notre Dame for its most appearances on a campus.

● Eighteen Gator seniors played their final game in the Swamp.

● With his 115 yards receiving, Reche Caldwell went over the 1,000-yard receiving mark this season, joining Jabar Gaffney at that mark and in the process, those two receivers now become only the second receiving duo in SEC history to reach the 1,000-yard mark (Chris Doering and Ike Hilliard, 1995) in the same campaign.

● Rex Grossman and Jabar Gaffney have combined for 25 TD passes over the past two seasons, tying it for the best QB-WR combination in that category in school history (25, Danny Wuerffel-Ike Hilliard, 1994-96; 25, Danny Wuerffel-Reidel Anthony, 1994-96).

● Rex Grossman set career-highs for completions (33) and pass attempts (55). He also threw for 362 yards and now has passes for 300+ yards in 10 of the

11 games on the season. His 3,896 passing yards on the season, a new Florida single season record (previous high was Danny Wuerffel's 3,626 in 1996). That mark also ranks second in SEC history. Grossman's 55 TD passes is the most for quarterback in NCAA Division I history over the course of the combined freshman-sophomore seasons.

● Jabar Gaffney set the school record for most games (14) over 100+ yards receiving (Carlos Alvarez, 13 in 1969).

SCORING SUMMARY & STATISTICS

Team	1st	2nd	3rd	4th	Final
Tennessee	14	0	7	13	34
Florida	0	20	3	9	32

1st Quarter

UT: 6:22 – T. Fleming 2-yard pass from C. Clausen (A. Walls kick)- 14 plays, 66 yards, TOP- 7:05

UT: 3:03 – T. Stephens 6-yard run (A. Walls kick)- 7 plays, 47 yards, TOP- 2:05

2nd Quarter

UF: 14:17 – R. Grossman 1-yard run (J. Chandler kick)- 10 plays, 80 yards, TOP- 3:46

UF: 11:49 – J. Chandler 20-yard field goal- 7 plays, 13 yards, TOP- 2:06

UF: 8:51 – J. Gaffney 21-yard pass from R. Grossman (J. Chandler kick)- 1 play, 21 yards, TOP- 0:09

UF: 0:04 – J. Chandler 27-yard field goal- 14 plays, 63 yards, TOP- 6:50

3rd Quarter

UT: 13:04- T. Stephens 35-yard run (A. Walls kick)- 5 plays, 80 yards, TOP- 1:56

UF: 5:54- J. Chandler 35-yard field goal- 14 plays, 63 yards, TOP- 7:10

4th Quarter

UT: 13:09- J. Davis 2-yard run (C. Clausen rush fumbled)- 7 plays, 55 yards, TOP- 3:00

UF: 10:30- J. Chandler 52-yard field goal- 7 plays, 43 yards, TOP- 2:39

UT: 8:30- J. Davis 1-yard run (A. Walls kick)- 4 plays, 77 yards, TOP- 2:00

UF: 1:10- C. Perez 2-yard pass from R. Grossman (R. Grossman pass failed)- 10 plays, 66 yards, TOP- 3:50

TEAM STATISTICS

	Tennessee	Florida
First Downs	16	23
Rushes – Net Yards	31-242	23-36
Passing Comp.-Att-Yds.	17-25-168	34-53-371
Total Offense	410	407
Penalties-Yards	5-45	9-58
Turnovers (Fumbles Lost-Int.)	3 (1-2)	1 (0-1)
Possession Time	26:51	33:09

INDIVIDUAL STATISTICS

Rushing (Attempts-Yards-Touchdowns)

Florida: R. Gillespie 9-21-0; R. Carthon 4-21-0; R. Caldwell 3-20-0; R. Grossman 7-(26)-1

Tennessee: T. Stephens 19-226-2; C. Clausen 4-13-0; J. Davis 4-11-2; T. Fleming 2-2-0; Team 2-(10)-0

Passing (Completions-Attempts-Yards-Touchdowns-Interceptions)

Florida: R. Grossman 33-51-362-2-1; J. Gaffney 1-2-9-0-0

Tennessee: C. Clausen 17-25-168-1-2

Receiving (Receptions-Yards-Touchdowns)

Florida: R. Gillespie 10-76-0; R. Caldwell 8-115-0; J. Gaffney 7-101-1; T. Jacobs 5-65-0; A. Walker

2-4-0; K. Kight 1-8-0; C. Perez 1-2-1

Tennessee: B. Graham 7-71-0; D. Stallworth 2-43-0; J. Finlayson 2-14-0; J. Witten 2-14-0; T. Stephens 2-11-0; K. Washington 1-13-0; T. Fleming 1-2-1

Leading Tacklers (Total Tackles-Sacks)

Tennessee: R. Baker 7-0; T. Gaines 6-0; D. Stevenson 6-0; A. Lott 5-0



**FLORIDA 56
MARYLAND 23**

January 2, 2002

**FEDEX ORANGE BOWL
Pro Player Stadium**

**Miami, Fla.
Attendance: 73,640**

Florida's third appearance in the Orange Bowl was a memorable one, as the Gators rolled to a runaway victory on their way to setting numerous offensive records against the Atlantic Coast Conference champion Maryland Terrapins.

The Gators jumped on top early, as first-time starter Brock Berlin quarterbacked Florida to scoring drives of 83 and 55 yards respectively in the first quarter. The first, capped off by a one-yard plunge by running back Earnest Graham and the second was capped by a 46-yard pass from Berlin to Orange Bowl MVP wide receiver Taylor Jacobs down the right sideline. Jacobs would establish himself as Berlin's favorite target early on, totaling 115 yards receiving on five catches in the first quarter.

Maryland answered quickly with a strike of its own. On the first play from scrimmage after Jacobs' touchdown catch, Maryland quarterback Shaun Hill hit Jafar Williams with a 64 pass that closed the score to 14-7.

Berlin, named the starter earlier in the week due to Rex Grossman missing curfew, eventually gave way to the Heisman Trophy runner-up early in the second quarter after the Gators third turnover led to a Terrapin field goal that cut the score to 14-10.

Eager to display why he had been the Gators' starting quarterback since August, Grossman entered the game and proceeded to lead the Gators on six straight touchdown drives, including four touchdown passes to three separate receivers.

Grossman began by connecting on six of eight passes, including a 15-yard touchdown pass to Jacobs as the sophomore guided the Gators 72 yards on his initial drive. Jacobs' second touchdown reception of the game tied for the most in the Orange Bowl and the most since former Gator Travis Taylor also caught two in the 1999 Orange Bowl.

Florida would score once more just before the half as Grossman found wide receiver Jabar Gaffney in the endzone for a touchdown to conclude the Gators 64-yard touchdown drive during the last 1:24 of the half. The Gators entered the locker room with a comfortable 28-10 lead.

After receiving the opening kick off of the second half, Florida put together another impressive drive, highlighted by Graham's second touchdown of the game, this one a four-yard rush up the middle, capping off the 65-yard drive and extending the lead

to 35-10. During the drive, Jacobs surpassed the Orange Bowl single-game mark for receiving yards with his ten receptions and 170 yards receiving.

Another quick drive, this one capitalizing on a 35-yard run by Graham, ended with running back Robert Gillespie darting for an 11-yard touchdown. The five-play drive lasted a minute and a half and covered 74 yards without once incurring a second down.

The next drive would see more of the same, as the Gators scored again in just two plays. The first play, a 35-yard run by Earnest Graham and the ensuing play, a 33-yard Grossman pass to Gaffney for his second touchdown of the game.

With the Gators holding a 49-10 lead, Maryland answered with a 15-play, 71-yard drive ending with a one-yard run by Terrapin running back Marc Riley. During the drive, Hill completed six of eight passes, to four different receivers, and also rushed twice for 12 yards. Maryland would recover its on-side kick, but due to an offside call, would forfeit possession and be forced to kick again, this time downfield to the Gators.

The Gators' final scoring drive produced the highlight of the game. Robert Gillespie rushed around the right side, spinning around numerous Maryland defenders and racing 50 yards before eventually being pushed out of bounds at the Terrapin 10-yard line. Grossman next fired 10 yards to receiver Carlos Perez for his fourth and final touchdown pass of the game.

With the Gators' offense chewing up yards and minutes on the clock, the Florida defense also helped prevent any Terrapin uprisings with its consistent play. Maryland was forced to punt in three of its first four possessions to start the game and then, during the second half, the Terps never had a chance to get back on track as Maryland was only provided with five possessions over the last 30 minutes of play.

The Terrapins received the ball once again and produced their final points of the night. With his feet and with his arm, Hill led Maryland to the endzone. Hill passed for 43 yards on the drive and rushed for an additional 26 yards before Riley swept to the right for a 10-yard touchdown. Hill's pass attempt fell incomplete for the two-point conversion and the Terrapins kicked off to the Gators.

The Gators inserted quarterback Jeff Creveling, their third quarterback of the game, in for Grossman and ran the remaining 2:25 off the clock.

OTHER GAME NOTES

● UF is now 64-2 since 1990 when a player rushes for 100 or more yards in a game.

● Florida's 456 passing yards set an Orange Bowl and school bowl record. The previous Florida bowl record was 449 vs. Florida State in the 1995 Sugar Bowl.

● Florida's 659 yards of total offense breaks the Orange Bowl and school bowl game records. The previous Florida record was 511 vs. Notre Dame in the 1992 Sugar Bowl.

● Florida has gone over 500 yards of total offense in eight of its twelve games this year, all but Auburn, South Carolina, Florida State and Tennessee.

● The 56 points scored by the Gators were the most in Florida bowl history. UF scored 52 in its 52-20 win over Florida State in the Sugar Bowl that won UF the 1996 National Championship.

● Florida defeated more teams ranked in the final regular season top-25 poll (six) than any other school in the nation this year. (Marshall, LSU,

Georgia, South Carolina, Florida State and Maryland).

● This is the sixth time this season that UF has had two receivers go over 100 yards in the same game, a feat that happened only 10 times in the previous 94 years of Florida football.

● Game MVP Taylor Jacobs finished the game with 10 catches for 170 yards which set a new Orange Bowl and Florida Bowl record for most receiving yards in a game. The old Florida bowl record of 166 receiving yards was set by Cris Collinsworth against Maryland in the 1980 Tangerine Bowl.

● Earnest Graham went over 100 yards rushing in his second consecutive bowl game. Graham rushed for 136 yards in last year's Sugar Bowl against Miami. His 149 yards on the night rank as fifth best in Florida bowl history.

● Jabar Gaffney went over 100 yards receiving for the ninth time this season and 15th time in his career.

● Rex Grossman's four touchdown passes set a Florida bowl game record, topping a three-way tie with three TD passes by Doug Johnson in the 2000 Citrus Bowl, Danny Wuerffel in the 1997 Sugar Bowl and Bob Hewko in the 1982 Bluebonnet Bowl.

SCORING SUMMARY & STATISTICS

Team	1st	2nd	3rd	4th	Final
Florida	14	14	21	7	56
Maryland	7	3	0	13	23

1st Quarter

UF: 9:51 – E. Graham 1-yard run (J. Chandler kick)- 10 plays, 83 yards, TOP- 3:59

UF: 0:12 – T. Jacobs 46-yard pass from B. Berlin (J.

Chandler kick)-2 plays, 55 yards, TOP- 0:47
 UM: 0:00 – J. Williams 64-yard pass from S. Hill (N. Novak kick)- 1 play, 64 yards, TOP- 0:12

2nd Quarter

UM: 12:20 – N. Novack 20-yard field goal- 4 plays, 1 yard, TOP- 0:45

UF: 2:18 – T. Jacobs 15-yard pass from R. Grossman (J. Chandler kick)- 10 plays, 72 yards, TOP- 3:45

UF: 0:03- J. Gaffney 4-yard pass from R. Grossman (J. Chandler kick)- 6 plays, 64 yards, TOP- 1:21

3rd Quarter

UF: 11:22- E. Graham 6-yard run (J. Chandler kick)- 10 plays, 65 yards, TOP- 3:38

UF: 7:26- R. Gillespie 11-yard run (J. Chandler kick)- 4 plays, 74 yards, TOP- 1:29

UF: 2:52- J. Gaffney 33-yard pass from R. Grossman (J. Chandler kick)- 2 plays, 68 yards, TOP- 0:19

4th Quarter

UM: 11:56- M. Riley 1-yard run (N. Novak kick)- 15 plays, 71 yards, TOP- 5:56

UF: 10:16- C. Perez 10-yard pass from R. Grossman (J. Chandler kick)- 4 plays, 69 yards, TOP- 1:40

UM: 5:10- M. Riley 10-yard run (Hill pass failed)- 14 plays, 80 yards, TOP- 1:40

TEAM STATISTICS

	Florida	Maryland
First Downs	30	19
Rushes – Net Yards	25-203	40-103
Passing Yards	456	257
Passes Att-Comp-Int	49-33-2	39-23-1

Total Offense	659	360
Penalties-Yards	6-43	4-20
Fumbles-Lost	2-1	0-0
Possession Time	28:26	31:34

INDIVIDUAL STATISTICS

Rushing (Attempts-Yards-Touchdowns)

Florida: Graham 16-149-2; Gillespie 4-63-1; Sitter 2-9-0; Berlin 3-(-18)-0

Maryland: Hill 11-31-0; Riley 9-23-2; Perry 11-22-0; Parson 4-18-0; Killian 1-10-0; Lynch 3-9-0; Williams 1-(-10)-0

Passing (Completions-Attempts-Yards-Touchdowns-Interceptions)

Florida: Grossman 20-28-248-4-0; Berlin 11-19-196-1-2; Creveling 2-2-12-0-0

Maryland: Hill 23-39-257-1-1

Receiving (Receptions-Yards-Touchdowns)

Florida: Jacobs 10-170-2; Gaffney 7-118-2; Caldwell 4-47-0; Gillespie 4-29-0; Perez 2-31-1; Kight 2-18-0; Troupe 2-16-0; Haugabrook 1-16-0; Roberts 1-11-0

Maryland: Murphy 5-42-0; Williams 4-91-1; Gary 4-35-0; Parson 3-46-0; Perry 3-27-0; Whitmer 2-14-0; Crawford 2-2-0

Leading Tacklers (Total Tackles-Sacks)

Florida: Johnson (13-0); Manuel (9-0); G. Scott (7-1); T. Carroll (7-0)

Maryland: Henderson (8-1); Okanlawon (8-1); Littles (6-0)



The Gators closed out a 10-2 season with an impressive 56-23 win over ACC champion Maryland in the FedEx Orange Bowl. Wide receiver Taylor Jacobs was the game's MVP and the contest ended up being the final game in Steve Spurrier's illustrious Florida coaching career as he resigned two days later and then moved on to the NFL Washington Redskins. Spurrier also concluded his Gator playing career in the 1967 Orange Bowl with a win over Georgia Tech.