

# 1996 REVIEW



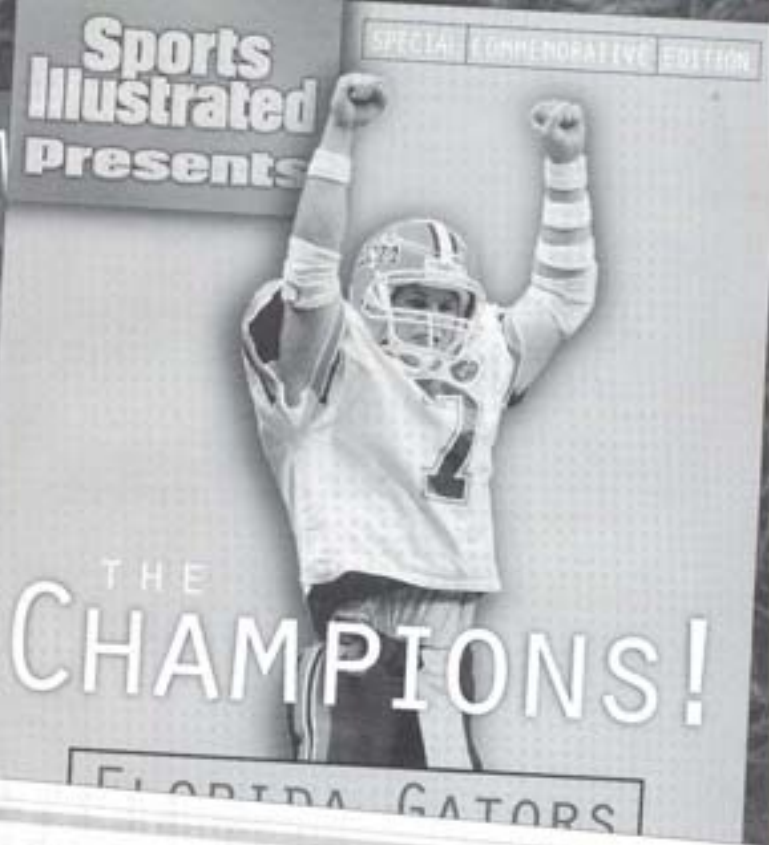
## Florida Focus



- ◆ *UF students are among the best in the nation. Nearly 90 percent of all entering freshmen score above the national average on standardized college entrance exams and some 60 percent of 1996 fall freshmen were ranked in the top 10 percent of their high school class.*
- ◆ *A report published in The Chronicle of Higher Education in January of 1996 ranks the University of Florida fifth among all universities in patents awarded.*
- ◆ *Florida was the only school in the nation in 1996 that had its football team ranked in the final AP Top 10 Poll, had its overall athletic program ranked among the nation's ten finest in 1996 national all-sports rankings, and is a member school of the Association of American Universities, the nation's most prestigious organization of higher education.*
- ◆ *Florida and Alabama are the only SEC schools to win four consecutive conference football championships.*
- ◆ *UF's community relations programs (The Goodwill Gators) has received a letter of commendation from the White House for its volunteerism.*

### *In this Section...*

1996 Gator Notebook.....	126-130
1996 Honors.....	131-134
Final Team and Individual Statistics .....	135-137
1996 Superlatives .....	138
Starting Lineups.....	139
Game-by-Game Statistics.....	140-141
1996 SEC Statistics .....	142-143
1996 Game Reviews .....	144-154



- USA Today/CNN
1. Florida
  2. Ohio State
  3. Florida State
  4. Arizona State
  5. Brigham Young

**Gators voted national champs**

...The Florida Gators were named the national champion by a vote of 1,000 fans from 100 different cities across the country...

...The Gators were named the national champion by a vote of 1,000 fans from 100 different cities across the country...

...The Gators were named the national champion by a vote of 1,000 fans from 100 different cities across the country...

## SQUAD

### ACHIEVEMENTS

- ◆ Captured school's first national championship.
- ◆ Tied the 1995 team for best record in a season in school history (12-1).
- ◆ Won Florida's fourth straight SEC title, something accomplished just one other time in conference history. Alabama won five straight titles from 1971-75.
- ◆ Won the school's fifth straight SEC Eastern Division title and made its fifth straight appearance in the SEC Championship Game.
- ◆ Was just the second team in Gator history to start a season with a 10-0 record (also 1995 team).
- ◆ Was just the second team in school history to post a 9-0 conference record (also 1995 team).
- ◆ Just the second Gator team to win 12 games in a season (1995, 1996).
- ◆ Became the first team in SEC history to win at least eight or more league games for four consecutive years (1993-96).
- ◆ Became the first team in SEC history to win at least nine regular season conference games in back-to-back years (1995-96).
- ◆ Became the first team in SEC history to win six or more conference games for the seventh consecutive season (1990-96).
- ◆ Ranked number one for more weeks (11) than any squad in UF history.
- ◆ Stretched UF's unbeaten mark in SEC games to 22, the third-longest unbeaten streak in conference history.
- ◆ Stretched UF's unbeaten record in SEC games away from Florida Field to a school-record 19 straight.
- ◆ Stretched UF's unbeaten record versus SEC Eastern Division opponents to 22 straight.
- ◆ Defeated its nine SEC opponents by an average score of 421-142 (an average of 46.8 to 15.8), a margin of 31.0 points.
- ◆ The 32-point win against top-ranked Florida State in the Nokia Sugar Bowl was the largest margin of victory against a No. 1 ranked team in bowl history.
- ◆ Florida's 52 points in the Nokia Sugar Bowl is the most in Sugar Bowl history and tops in school bowl history.
- ◆ Defeated Georgia for a school-record seventh straight year (a mark that also ties the series record for the most consecutive wins by a team in this long rivalry).
- ◆ Defeated Georgia, 47-7, the largest margin of victory (40) for a Gator team in this series.

# 1996 GATOR NOTEBOOK

## A Championship Season

- ◆ Beat Arkansas, 42-7, the largest margin of defeat (35 points) for a Razorback team in Fayetteville since 1931.
- ◆ Defeated Auburn, 51-10, a 41-point margin of victory that tied a UF record vs. the Tigers.
- ◆ Beat Kentucky, 65-0, the largest shutout win versus a SEC foe in school history.
- ◆ Defeated LSU for a school-record ninth consecutive year.

### GENERAL

- ◆ With its ranking as the nation's No. 1 team, UF remains one of just two schools in the nation to finish in the Top 10 in each of the last six years (1991-96).
- ◆ Florida is the only team in the nation to win at least 12 games in each of the last two seasons (1995-96).
- ◆ The Gators outscored opponents 559-201 (an avg. of 46.6 to 16.8) during the regular season, an average scoring margin of 29.8 points.
- ◆ UF's average scoring margin of 29.8 points was second-best in the nation.
- ◆ In nine SEC games, the Gators outscored their opponents 421-142 (an average of 46.8 to 15.8), an average scoring margin of 31.0 points per game.
- ◆ The Gators scored 42 or more points in seven of nine SEC games.
- ◆ UF's 76 total TDs in 12 regular season games (42 passing, 25 rushing, two punt returns, one blocked punt, six defensive) led the nation, as did its 46.6 average points per game.
- ◆ Florida and Notre Dame were the only teams in the nation to rank in the Top 15 in both total offense (2) AND total defense (14).
- ◆ Florida (along with Florida State, Ohio State, Syracuse, Tennessee and Nebraska) was one of six teams to finish the year ranked in the Top 10 in both scoring offense and scoring defense.

- ◆ The Gators were hit hard by injuries the entire season, forcing the team to start 38 different players throughout the 12 game regular season, 19 on offense and 19 on defense.
- ◆ Scored 50 or more points in all six home games.
- ◆ The '96 Gators set school records for most penalty yards (1095) and total penalties (125) in a season.

### SCHEDULE

- ◆ Florida once again faced a demanding schedule in 1996.
  - ▶ Defeated five top 16 teams at gametime (at No. 2 Tennessee, vs. No. 11 LSU, vs. No. 16 Auburn, vs. No. 11 Alabama, vs. No. 1 Florida State) and lost by three points at No. 2 Florida State.
  - ▶ Florida was the only school in the final AP rankings which played six games vs. teams ranked in the final AP Top 25.
  - ▶ Florida played three games vs. teams that were ranked in the top two at gametime (at No. 2 Tennessee, at No. 2 Florida State, vs. No. 1 Florida State), with none of those three games coming at home.


### OFFENSE

- ◆ The '96 squad continued Florida's legacy of great offensive units in the 1990's. UF ranked among the nation's top 10 teams in passing offense for the seventh consecutive year and among the nation's top 10 in total offense for the sixth time in the past seven seasons. The '96 Gators ranked second in total offense (503.9 ypg), fifth in passing offense (333.9 ypg) and first in scoring offense (46.6 ppg).
- ◆ The '96 unit appeared quite prominently in the SEC record book. It ranked first in conference history in average points per game (46.6), first in total touchdowns (76), first in total points (559), second in total yards per game (503.9), second in total yards (6,047), second in total first downs (303), third in passing touchdowns

(42), third in total passing yards (4,007) and third in passing yards per game (333.9).

- ◆ UF led the nation in yards per play (7.1) and yards per completion (17.1, minimum 250 atts.), and was tied with Brigham Young (67 in 14 games) for tops in offensive TDs (67 in 12 games).
- ◆ Florida and BYU were the only offensive units in the nation to have 30 or more passing TDs and at least 25 rushing TDs.
- ◆ The '96 UF offense was:
  - ▶ 52-59 (43 TDs, nine FGs, five missed FGs, one blocked FG and one interception) for a 88.1% success rate inside the 20. The Gators were 41-47 inside the 20 under Danny Wuerffel (36 TDs, five FGs, five missed FGs and one interception) for 265 points. Wuerffel's scoring percentage was 87.2% inside the Red Zone, while his TD percentage was 76.6%. Wuerffel completed 22 passes inside the 20 for 20 TDs, with the last 20 straight completions going for touchdowns.
  - ▶ averaged 503.9 yards in total offense (170.0 rush and 333.9 pass)
  - ▶ averaged 25.3 first downs per game
  - ▶ gained 7.1 yards per play
  - ▶ averaged 17.1 yards per pass completion
  - ▶ posted a 164.37 team pass efficiency rating
  - ▶ scored 67 touchdowns (42 passing, 25 rushing)
- ◆ The Gator offense scored 67 TDs and the average for those scoring drives was just 1:59. It scored 35 TDs in two minutes or less and 27 TDs on TD drives of four plays or less, including seven TDs on drives of just one play.
- ◆ Reidel Anthony, Ike Hilliard and Jacques Green combined for 37 TD catches (Anthony - 18, Hilliard - 10, Green - 9) to rank one-two-three in the SEC. A Gator receiver has led the SEC in TD catches every year since 1990. Anthony's 18 TD catches were tops in the nation.
- ◆ UF had a nice balance, rushing 442 times (51.8%) and passing it 412 (48.2%), with 25 rushing and 42 passing TDs. The Gators were one of three teams (along with BYU and Ohio State) in the nation to score at least 25 TDs both rushing and passing.
- ◆ The Gators scored a touchdown on their opening drive in each of the first seven games.
- ◆ Nineteen different players started on the offensive unit.
- ◆ In nine SEC games the Gator offense averaged 498.0 yards a game in total offense.
- ◆ The Gator running game tied the school record with 25 rushing TDs (held by the 1975 and 1976 teams)

*Year in Review*



The 1996 Gator squad captured the school's first national title and became the first squad in SEC history to win at least eight conference games for a fourth straight year. It outscored its opponents by a combined total of 611-221.

and its average per carry of 4.6 ranked as the sixth-best mark in school history. Against LSU both Fred Taylor and Elijah Williams rushed for over 100 yards marking the first time since 1984 that two Gators went over the century rushing mark in the same game. The very next week vs. Auburn the duo both went over 100 rushing yards again.

- ◆ UF's 1995 starting line of Jason Odom, Reggie Green, Jeff Mitchell, Donnie Young and Mo Collins started all 13 games. In 1996 there were six different starting lineups during the regular season, with a seventh different line getting the start in the Nokia Sugar Bowl, and eight different players started at least one game. The Gators were forced to use five different lines over the final six regular season games.
- ◆ Offensive game highlights from the season:
  - ▶ Gained 658 yards vs. Georgia Southern, third-best in UF history
  - ▶ Scored 35 first-half points vs. second-ranked Tennessee
  - ▶ 42 points vs. Arkansas was most ever vs. a Razorback team in Fayetteville since 1931
  - ▶ 635 total yards vs. LSU, most ever for UF vs. a SEC foe and the most ever surrendered by LSU vs. a SEC team
  - ▶ A school-record 36 first downs vs. LSU
  - ▶ Against LSU had two backs rush for over 100 yards AND two receivers gain over 100 yards for the first time in school history
  - ▶ 51 points vs. Auburn marked the first time since 1948 that a Tiger team had 50 points scored against it
  - ▶ 625 total yards vs. Auburn was the most ever by any team vs. a Tiger squad

- ▶ Threw for six touchdown passes vs. an Alabama defense that had only allowed five total TD passes in its 11 previous games
- ▶ 470 yards in total offense vs. the league's top-ranked defense (236.0 ypg) in Alabama
- ▶ 45 points was most points scored vs. an Alabama team since 1970
- ▶ 52 points against Florida State in the Nokia Sugar Bowl was most against a FSU team since 1985. In fact, no team had scored more than 41 points against the Seminoles since Auburn scored 59 against FSU in 1985.
- ◆ Florida's 40.7% conversion rate on third down was somewhat below recent seasons (49.7% in '95, 51.9% in '94).
- ◆ UF has led the nation in TD passes since 1990 with 256. UF's 42 TD passes in 1996, 48 in 1995, 43 in 1994 and 41 in 1993 were all tops in that national category in each of the last four years.

## DEFENSE

- ◆ UF ranked 14th in the nation in total defense (281.1 ypg), 18th in rushing defense (108.6 ypg), 12th in pass efficiency defense (96.11) and 15th in scoring defense (16.8 ppg).
- ◆ Florida, West Virginia, North Carolina, Syracuse, Florida State, Nebraska, Alabama, Ohio State and Tennessee were the only nine schools in the nation to rank in the Top 18 in rush defense, pass efficiency defense, scoring defense and total defense.
- ◆ The Gators registered six defensive touchdowns (two interception returns and four fumble returns), a new single-season UF record. The '95 unit had just one TD. Here is a breakdown of defensive touchdowns since Steve Spurrier's arrival in 1990:

Year	Defensive Scores Total (FR/IR)
1990	4 (1 FR/3 IR)
1991	2 (0 FR/2 IR)
1992	0
1993	1 (1 FR/0 IR)
1994	4 (1 FR/3 IR)
1995	1 (1 FR/0 IR)
1996	6 (4 FR/2 IR)

- ◆ UF's four fumble returns for TDs in 1996 tied a NCAA Division I-A single-season record.
- ◆ Florida's defense forced 28 turnovers (14 interceptions, 14 fumble recoveries), leading to 121 points (42 directly and 79 indirectly).
- ◆ Started 19 different players.
- ◆ One of the goals of the '96 unit was "Big Plays". The unit received a good deal of attention in that regard for its school record six TDs but that was just part of the picture. The unit is awarded "Big Plays" in several categories: QB sacks, additional tackles behind the line of scrimmage, forced QB hurries, forced fumbles, fumble recoveries, pass deflections and interceptions. It was credited with 300 "Big Plays", an average of 25.0 per game.
- ◆ Here is a comparison of the 1996 Gator defense vs. the 1995 unit:

STATISTIC	1996	1995
Turnovers	28	29
Touchdowns	6	1
Points off TO	121	99
"Big Plays"	300	256
3rd Downs	49-189	50-174
3rd Down %	25.9	33.3
Total Yards	3373	3787
Total Ypg	281.1	315.6
Rush Yards	1303	1562
Rush Ypg	108.6	130.2
Pass Yards	2070	2225
Pass Ypg	172.5	185.4
Pass Efficiency	96.11	101.1
Tackles for Loss	95	67
Avg Plays/Drive	4.81	5.54
TDs against	24	22
Points against	184	184
Three and Out	68-165	52-155
Three and Out %	41.2	33.5
First Downs per game	16.0	17.5

- ◆ The Gator defense vastly improved its third-down effectiveness. The 1995 unit was at 33.3% on third down but the 1996 group was a sparkling 25.9%.
- ◆ UF led the SEC in QB sacks with 48, an average of 4.0 per game. The 48 sacks also tied the UF single-season record with the 1989 team. The 1995 defense was credited with 29 QB sacks the entire year.
- ◆ UF was credited with 95 total tackles for negative yardage of 413, an average of 7.9 plays for negative yardage of 34.4 yards per game. The 1995 unit had 67 total tackles for loss the entire year in 12 games.
- ◆ The Gator secondary ranked among the nation's most experienced. The starting unit of corners Anthonie Lott (46) and Fred Weary (24), along with safeties Lawrence Wright (37), Teako Brown (11) and Shea Showers (14) combined for 132 career starts. Showers moved into the top spot at FS with Brown's knee injury, which forced him to miss five games.
- ◆ Florida's was hurt by injuries to the defensive line throughout the season as no player was able to start every game. The Gators were forced to start eight different defensive line combinations, including a different line in each of the final six regular season games. In all, nine different players started at least one game in 1996.
- ◆ Defensive Highlights in 1996
  - ▶ Four touchdowns vs. Southwestern Louisiana, the most defensive scores in a game in school history
  - ▶ Two fumble returns for TDs vs. USL tied a NCAA single-game record
  - ▶ Forced six turnovers (including four interceptions of Peyton Manning) vs. No. 2 ranked Tennessee and held the Volunteers to just nine net rushing yards
  - ▶ Held Kentucky to 67 total yards, the second-best total defense effort in school history
  - ▶ Held Kentucky to five total first downs, the lowest total vs. a SEC foe in Gator history
  - ▶ Held 12th ranked LSU to 28 net rushing yards - the Tiger entered the game averaging a SEC best 279 ypg.
  - ▶ Held 16th-ranked Auburn to just 173 yards in total offense
  - ▶ Held No. 11 Alabama, which was averaging 187.2 rushing yards per game, to 27 net yards
  - ▶ Limited No. 1 Florida State to just 42 net yards rushing in the 1997 Nokia Sugar Bowl after they entered game averaging 178.2 ypg rushing

## INSIDE THE NUMBERS SINCE 1990

- ◆ The Gators have posted a 43-1-1 record when they hold an opponent to less than 100 team rushing yards.
- ◆ 60-0 when holding opponents to 21 or less points.
- ◆ 50-4 when the defense is not scored upon first. UF is just 23-10-1 when its opponent scores first.

## SPECIAL TEAMS

- ◆ Averaged 13.0 yards per punt return, a figure that ranked 15th in the nation. Jacquez Green ranked 14th with an average of 13.0.
- ◆ The Gators had 520 punt return yards in 1996, the second-best seasonal total in UF history.
- ◆ Jacquez Green's two punt returns for TDs vs. Kentucky tied a NCAA single-game individual record and set a UF record. UF's two punt return TDs in 1996 ties the school single-season record.
- ◆ The Gators surpassed their punt return yardage total of 208 yards from 1995 in the fourth game of 1996. In fact, UF eclipsed the entire '95 season total in one game as it totaled 272 punt return yards in the fourth game against Kentucky.
- ◆ The Gators 272 punt return yards vs. Kentucky were the most in a game for a SEC team in conference history.
- ◆ Florida registered touchbacks on 40 of its 97 kickoffs.
- ◆ Since 1990, UF is 16-0 in games in which it blocks a punt.

## MISCELLANEOUS NOTES

### SUPER SENIORS

- ◆ The 1996 senior class put together a long and distinguished list of accomplishments:
  - ◆ Posted a 45-6-1 record, the most victories for a senior class in school history.
  - ◆ Compiled a 34-2 SEC record, the most conference wins for a senior class in school history.
  - ◆ Won the national championship in 1996, the first in school history.
  - ◆ Won four straight SEC titles (1993, 1994, 1995, 1996), the only senior class in SEC history to achieve that distinction.
  - ◆ Won four SEC Eastern Division titles.
  - ◆ Appearances in four consecutive SEC Championship Games (1993-96).
  - ◆ Appeared in four major bowl games (1994, 1995 and 1997 Sugar, and 1996 Fiesta)

- ◆ Played in two National Championship Games (1996 Fiesta and 1997 Sugar)

- ◆ On squads that were part of numerous firsts at Florida:

- ◆ First to win a National Championship (1996)
- ◆ First to beat the nation's top-ranked team (Florida State in the 1997 Nokia Sugar Bowl)
- ◆ First to win a SEC Championship Game (1993)
- ◆ First to win 11 games (1993)
- ◆ First to win 12 games (1995)
- ◆ First to win four straight SEC titles (1993, 1994, 1995, 1996)
- ◆ First to play in a National Championship Game (1996 Fiesta Bowl)
- ◆ First to open a season with a 12-0 mark (1995)
- ◆ First to open a season (1994) ranked number one in pre-season wire service polls
- ◆ First to end a season (1996) ranked number one in final wire service polls
- ◆ First to win a Sugar Bowl game (1993 season)
- ◆ First to win 12 consecutive games in a season (1995)
- ◆ First to post a perfect 9-0 SEC record (1995)
- ◆ The only senior class in SEC history to win eight or more league games in each of its four years (1993-96).
- ◆ On squads that stretched UF's streak of six or more conference wins a season to seven years (1990-96), something never before accomplished in SEC history.
- ◆ Appeared in the weekly AP Top 10 Poll every week of their four years (69 polls). On squads that were ranked number one for seven of the first nine weeks of the 1994 season, as well as 11 weeks in 1996.
- ◆ Won 22 straight SEC games, the third-longest win streak in SEC history, and were 34-2 in their 36 conference games.
- ◆ One of four senior classes to never lose to Georgia.
- ◆ Never lost to a SEC Eastern Division team, a string of 20 straight wins.
- ◆ Won their last 18 straight SEC games away from Florida Field.

### UF AND THE 1990's

- ◆ Florida is one of only two teams in the nation to finish each of the last six seasons (1991-96) ranked in the Top 10 in the final AP Poll (FSU is the other).
- ◆ Florida is one of only three teams in the nation (Florida, Florida State, Nebraska) to win at least nine games in each of the last seven seasons (1990-96).
- ◆ The Gators are the only team in the nation to win at least 12 games

- in each of the last two seasons (1995-96).

- ◆ Florida captured the National Championship in 1996.

- ◆ UF has won four straight SEC titles (1993-96), only the second school in league history to achieve that distinction (Alabama won five straight from 1971-75).

- ◆ UF has won five SEC titles in the past six years ('91, '93, '94, '95 and '96).

- ◆ The Gators own the SEC's best league record since 1990, 53-6 (.898).

- ◆ Florida has appeared in each of the first five SEC Championship Games, the only school in the league to accomplish that feat.

- ◆ During this decade UF has become the first school in SEC history to win eight or more conference games in a season four consecutive years (1993-96) and the first in SEC history to win at least six conference games for seven consecutive years (1990-96).

- ◆ UF has a current streak of 23 straight wins vs. SEC Eastern Division teams and has posted a 24-1 record vs. eastern opponents since divisional play began in 1992.

- ◆ Won 22 straight SEC games and 34 of its last 36 league games. Its current 22-game league win streak is the third-longest in SEC history.

- ◆ Has a current school record streak of 18 straight SEC wins away from Florida Field and has claimed 20 of its last 21 SEC games away from Gainesville.

- ◆ Has posted a 12-1-1 record in its last 14 true away games (played at opponent campus stadium).

- ◆ Is 24-1 vs. SEC foes at Florida Field since 1990.

- ◆ Florida has made a school-record six straight appearances in bowl games. That streak has included five major New Year's Day Bowls.

- ◆ Florida's 73-14-1 (.835) record since 1990 ranks as the third best winning percentage and the third-best win total in the nation over the last seven seasons.

### The best programs in the nation (based on winning percentage) since 1990:

1. Florida State	75-10-1	.878
2. Nebraska	74-11-1	.866
3. Florida	73-14-1	.835
4. Miami	69-14-0	.831
5. Alabama	70-16-1	.810

### Most wins since 1990:

1. Florida State	75
2. Nebraska	74
3. Florida	73
4. Alabama	70
5. Penn State	69
Miami	69

- ◆ Florida's 34-4-1 (.885) record since 1994 ranks as the second best winning percentage and the second-best win total in the nation over the last three years.

### The best programs in the nation (based on winning percentage) since 1994:

1. Nebraska	36-2-0	.947
2. Florida	34-4-1	.885
3. Florida State	31-4-1	.875
4. Penn State	32-5-0	.865
5. Colorado	31-5-0	.861

### Most wins since 1994:

1. Nebraska	36
2. Florida	34
3. Penn State	32
4. BYU	31
Colorado	31
Florida State	31
Ohio State	31

- ◆ Florida's 24-2 (.923) record since 1995 ranks as the best winning percentage and is the best win total in the nation over the last two years (1995-96).

### The best programs in the nation (based on winning percentage) since 1995:

1. Florida	24-2-0	.923
2. Nebraska	23-2-0	.920
3. Ohio State	22-3-0	.880
4. Florida State	21-3-0	.875
Tennessee	21-3-0	.875
5. BYU	21-5-0	.808

### Most wins since 1995:

1. Florida	24
2. Nebraska	23
3. Ohio State	22
4. BYU	21
Florida State	21
Tennessee	21

### POLLS

- ◆ UF is one of only two schools to finish the season in the final AP Top 10 Poll in each of the past six years (1991-96).
- ◆ Florida has appeared in a school-record 117 consecutive Associated Press polls, a streak that began the second week of the 1990 season.
- ◆ The Gators have also appeared in a current school-record 70 consecutive AP Top 10 polls, the second longest such streak in the nation.
- ◆ UF was number one in the polls in seven of the first nine weeks of the 1994 season as well as 11 weeks during 1996, including the final poll of 1996.
- ◆ UF was ranked number one in both the 1996 AP and USA Today/CNN final polls, the highest finish in school history.

### THE SWAMP

- ◆ Since taking over the Gator program in 1990, Steve Spurrier is 41-2 at "The Swamp."

Year in Review

- ◆ The Gators set a school record with a 23 game home winning streak from 1990-93 before having the streak snapped versus Florida State in the 1993 home season finale. The previous school record was 20 straight wins from 1909-1915.
- ◆ Spurrier is 24-1 vs. SEC opponents at Florida Field since his arrival in 1990. The Gators are 11-0 vs. SEC East foes since divisional play began in 1992.
- ◆ UF has defeated six teams at "The Swamp" who were ranked in the AP Top 10 on gameday (in 1990 beat No. 4 Auburn, 48-7; in 1991 beat No. 4 Tennessee, 35-18; in 1991 beat No. 3 Florida State, 14-9; in 1993 beat No. 5 Tennessee, 41-34, in 1995 beat No. 8 Tennessee, 62-37 and in 1995 beat No. 6 Florida State, 35-24).
- ◆ Since 1990, Spurrier's squads have outscored their opponents at home by a combined total of 1864-668 (an average of 43.3 to 15.5 for an average victory margin of 27.8).
- ◆ In 43 home games under Spurrier, UF has scored 30 or more points 35 times and has held its opponent to 14 or less points 21 times. Florida has scored 24 or more points in 24 of the 25 home SEC games.
- ◆ Nine times in Gator history a UF team has posted a perfect 60 home record. Five of those times have come since Spurrier's arrival in 1990 (1990, 1991, 1992, 1995, 1996), with the other four coming in 1952, 1974, 1981 and 1983.

#### ACADEMIC SUCCESS

- ◆ Over the last seven years (1990-96), Florida has had 93 honorees named to the SEC Academic Honor Roll, the top seven year total in school history and second-best in the SEC this decade. Its 19 honorees in 1994 was the top single-season total in conference history.
- ◆ Since 1980, Florida's 153 SEC Academic Honor Roll selections rank second only to Kentucky's 170 among all league schools.
- ◆ UF was one of only four schools in the nation in 1994 to have more than one player named to the Academic All-America Team (QB Terry Dean and FS Michael Gilmore) and one of only two in 1996 to have two (QB Danny Wuerffel and DB Lawrence Wright) named to the CFA Scholar-Athlete Team.
- ◆ Florida has had some of the nation's most honored scholar-athletes during the 1990's. In 1991 DT Brad Culpepper was the recip-

ient of the Draddy Scholarship Trophy, presented annually by the National Football Foundation and College Hall of Fame to the nation's top scholar-athlete. Center David Swain was one of nine national recipients of the Honda Scholar-Athlete Awards in 1992. In 1993 Michael Gilmore was a first-team Academic All-American and was the state of Florida's lone national finalist for the Rhodes Scholar program. In 1994 Gilmore and Terry Dean were named first-team Academic All-America and Gilmore was a recipient of a National Scholar-Athlete Award from the National Football Foundation and College Hall of Fame. In 1995, quarterback Danny Wuerffel was named the GTE Academic All-American of the Year. In 1996, Wuerffel received the Draddy Trophy, which goes to the nation's premier scholar-athlete, as presented by the National Football Foundation and College Hall of Fame. He also received the 1996 Honda National Scholar-Athlete Award and was once again named the GTE Academic All-American of the Year.

- ◆ Florida is the only school which has had two players (Brad Culpepper in 1991 and Danny Wuerffel in 1996) receive the Draddy Scholarship Trophy, presented by the National Football Foundation and College Hall of Fame to the nation's top scholar-athlete.

#### TELEVISION EXPOSURE

- ◆ In 88 games since Steve Spurrier returned to Gainesville, Florida has appeared on live network television 66 times. Forty-three of those 66 have been national broadcasts. During that span, Florida is 52131 on live network television.
- ◆ The Gators appeared on live network television a school record 12 times in 1996. UF had appeared on live network television 10 times in both 1992 and 1994.
- ◆ Fifty-eight of UF's last 76 games (34 national, 24 regional) have been televised on live network television.

#### ATTENDANCE

- ◆ Florida has ranked among the nation's top 15 schools in average home attendance in each of the last 13 seasons. Since the Ben Hill Griffin Stadium expansion in 1991, bringing capacity to over 83,000, the Gators have ranked in the top five in the nation for the last six years. In 1996, UF averaged 85,404

fans, a new school seasonal record.

- ◆ Once again in 1996, the Gators sold all available season tickets (72,000). That figure continues to rank as best in state history for any team - collegiate or pro.
- ◆ Since 1991, UF has drawn crowds of more than 82,000 in each of the last 37 games.
- ◆ The 20 largest crowds in the state of Florida history collegiate, professional, bowl games, Super Bowls have all occurred since 1991 at Florida Field.

## CHART BUSTERS

#### QB DANNY WUERFFEL

- ◆ Ended his career by laying claim to 48 records - 4 NCAA, 12 SEC, 32 Florida. He ended his career with the best pass efficiency rating (163.6) in NCAA Division I-A history and the highest percentage of passes for touchdowns (9.74) in major college history. His 114 career touchdown passes is the best total in SEC and UF history, as well as second-best in collegiate history. Wuerffel had 10,875 career passing yards, the most in school history; second-best in SEC history and fifth-best in NCAA Division I-A history. His 122 career touchdowns responsible for was best in SEC and UF history, as was his career total yards per play (7.75). His 10,500 career yards in total offense is best in UF history. He set a school record for most career 400-yard passing games (3) and most career 200-yard passing games (31). His interception ratio of 3.59 is the best in school history, as is his 121 consecutive pass attempts without an interception. Wuerffel had 3,625 passing yards in 1996, the best single-season total in SEC and UF history. He threw for 39 touchdowns in 1996, the top single-season mark in SEC and UF history. His 41 touchdowns responsible for in 1996 was the best mark in SEC and UF history, as was his 3,525 yards in total offense. He tied his own league and school record with six touchdown passes versus Alabama in the SEC Championship Game, the most in a league game. Wuerffel threw for 462 yards against Arkansas in 1996, the best total in a game in UF history. His completion percentage of 93.8% (15-16 vs. Georgia Southern in 1996) was the best single-game mark in school history. He also tied the record for most consecutive passes completed in a single game

(11 vs. Georgia Southern in 1996). Wuerffel set the school single-game record for best average yards per completion (min. 10 comp.) with a mark of 26.4 vs. South Carolina in 1996 (11 completions for 290 yards).

#### WR REIDEL ANTHONY

- ◆ Set a NCAA Division I-A record with at least one touchdown catch in 11 consecutive games. He also tied a NCAA Division I-A record for most games with at least one touchdown catch with 11. He finished the season ranked third in SEC and UF history with his 26 career touchdown receptions. Anthony's 18 touchdown catches in 1996 was the best single-season total in SEC and Florida history, as well as the top total in the nation. His 1,293 receiving yards in 1996 was the second-best seasonal mark in SEC and UF history, while his 72 receptions in 1996 was the second-best total in Gator history. His career TD/reception ratio of 4.85 (126 receptions/26 TDs) is fifth-best in UF history, while he ended the year with 2,274 career receiving yards, second-best in school history. His 126 career receptions ranks tied for seventh-best in UF history.

#### WR IKE HILLIARD

- ◆ Finished the season ranked second in SEC and UF history with his 29 career touchdown receptions. His 900 receiving yards in 1996 was the seventh-best seasonal mark in UF history. His career TD/reception ratio of 4.34 (126 receptions/29 TDs) is second-best in SEC and UF history, while he ended the year with 2,214 career receiving yards, fourth-best in school history. His 126 career receptions ranks tied for seventh-best in UF history.

#### PK BART EDMISTON

- ◆ Finished his career with 226 points, the best total in Florida history. He ended the 1996 season with 160 career PATs, the most in UF history and second-best in SEC history. His 116 consecutive PATs made from 1992-96 was the longest streak in school history.

#### TB ELIJAH WILLIAMS

- ◆ Completed the 1996 season with 2,181 career rushing yards, the seventh-best total in school history.

#### TB FRED TAYLOR

- ◆ Ended the 1996 season with 1,783 career rushing yards, the 12th-best total in Gator history.

**STEVE SPURRIER**

- Paul "Bear" Bryant National Coach of the Year Finalist (one of six)
- Associated Press SEC Coach of the Year
- American Football Coaches Association GTE Region II Coach of the Year

**TREMAYNE ALLEN**

- SEC Academic Honor Roll

**REIDELANTHONY**

- Biletnikoff Award Finalist (one of three)
- Football Writers Association of America first-team All-America
- Associated Press first-team All-America
- *Sporting News* first-team All-America
- *Football News* honorable mention All-America
- Coaches' first-team All-SEC
- Associated Press first-team All-SEC

**JAMES BATES**

- Coaches' first-team All-SEC
- Associated Press first-team All-SEC

**NOAH BRINDISE**

- SEC Academic Honor Roll

**COOPER CARLISLE**

- SEC Academic Honor Roll

**ED CHESTER**

- Coaches' first-team All-SEC
- Associated Press first-team All-SEC
- *Football News* first-team All-SEC

**BART EDMISTON**

- SEC Academic Honor Roll

**JEROME EVANS**

- SEC Academic Honor Roll

**JACQUEZ GREEN**

- SEC Offensive Player of the Week vs. Kentucky

**IKE HILLIARD**

- Walter Camp Football Foundation All-America
- American Football Coaches Association first-team All-America
- *Football News* first-team All-America
- Associated Press third-team All-America
- *Football News* National Offensive Player of the Year Semi-finalist (one of 15)
- Biletnikoff Award Semi-finalist (one of 10)
- Coaches' first-team All-SEC
- *Football News* first-team All-SEC
- Associated Press second-team All-SEC

**DEMETRIC JACKSON**

- SEC Academic Honor Roll

**TERRY JACKSON**

- GTE Academic All-District III Team
- SEC Academic Honor Roll

**RYAN KALICH**

- *Knoxville News-Sentinel* SEC All-Freshmen Team

**JEVON KEARSE**

- *Knoxville News-Sentinel* SEC All-Freshmen Team

**ERRON KINNEY**

- SEC Academic Honor Roll

**ANTHONE LOTT**

- *Football News* National Defensive Player of the Year Semifinalist (one of 15)
- *Football News* third-team All-America

# HONORS

## Individual

- Coaches' first-team All-SEC
- Associated Press first-team All-SEC
- *Football News* first-team All-SEC

**REGGIE MCGREW**

- *Sporting News* Freshman All-America Team
- *Knoxville News-Sentinel* SEC All-Freshmen Team

**JEFF MITCHELL**

- Outland Trophy Semi-finalist (one of 13)
- Associated Press third-team All-America
- *Football News* honorable mention All-America
- Coaches' first-team All-SEC
- Associated Press first-team All-SEC
- *Football News* first-team All-SEC
- SEC Academic Honor Roll

**DAVID NABAVI**

- SEC Academic Honor Roll

**JASON PERRY**

- SEC Academic Honor Roll

**BRIAN SCHOTTENHEIMER**

- SEC Academic Honor Roll

**FRED WEARY**

- *Football News* honorable mention All-America
- Coaches' first-team All-SEC
- *Football News* first-team All-SEC
- Associated Press second-team All-SEC
- SEC Defensive Player of the Week vs. Southwestern Louisiana

**LAWRENCE WRIGHT**

- Thorpe Award (recipient)
- CFA Scholar Athlete Team
- *Sports Illustrated* for Kids Good Sport Award (one of four national winners)
- Coaches' first-team All-SEC
- Associated Press first-team All-SEC
- SEC Academic Honor Roll

**DANNY WUERFFEL** (see pages 132-133)**JON XYNIDIS**

- SEC Academic Honor Roll

**BILLY YOUNG**

- SEC Academic Honor Roll

**DONNIE YOUNG**

- Outland Trophy Semi-finalist (one of 13)
- Jacobs Blocking Trophy (SEC's top blocker)
- *Sporting News* second-team All-America
- *Football News* second-team All-America
- Coaches' first-team All-SEC
- Associated Press first-team All-SEC
- *Football News* first-team All-SEC

# HONORS

## Danny Wuerffel — A Legendary Performer

### WUERFFEL'S TOP ACHIEVEMENTS

- Holds 48 records (4 NCAA, 12 SEC and 32 Florida)
- First player to ever win both the Heisman Trophy (1996) and the Draddy Scholarship Trophy (1996), presented to the nation's premier football scholar-athlete
- 163.56 career pass efficiency rating is the best in collegiate history
- The only quarterback in major college history to post a pass efficiency rating of 170-plus in back-to-back seasons (178.4 in 1995 and 170.6 in 1996)
- Percentage of passes for TDs of 9.74 ranks as the best in NCAA Div. I-A history
- 114 TD passes is the second top total in NCAA Div I-A history
- TD/interception ratio of 2.71 is best in NCAA history (min. 900 att.)
- TD/attempts ratio of 10.26 is the best in collegiate history (min. 900 att.)
- TD/completion ratio of 6.21 is the best in collegiate history (min. 900 att.)
- 114 TD passes is 40 more than anyone else in SEC history
- 10,875 passing yards is second-best in SEC history and fifth-best in NCAA Division I-A history
- One of only two QBs in NCAA Division I-A history to throw for 35 TDs in back-to-back years (35 in 1995, 39 in 1996) and the only quarterback in SEC history to throw for 30 touchdowns in back-to-back years
- 122 touchdowns responsible for (114 passing, 8 rushing) is the best total in SEC history
- In 1993 as a first-year signal caller he threw for 22 TDs, then the top total for a freshman QB in collegiate history
- 178.4 pass efficiency rating in 1995 is the best seasonal mark in that category in collegiate history
- Led the nation in touchdown passes in 1995 (35) and 1996 (39), with the 39 TD passes in 1996 ranking as the top seasonal mark in SEC history, as well as tied for the fifth-best seasonal total in NCAA Division I-A history
- One of only two quarterbacks to receive the Davey O'Brien National Quarterback of the Year Award twice (1995, 1996)
- Holds seven of the top 10 single-game passing yardage marks in Florida history



Danny Wuerffel is the most honored student-athlete in Florida history.

“ I think that Danny is the best quarterback that's ever played college football. ”

— Steve Spurrier

“ Substance over style. That is the signature of Danny Wuerffel written large on stadium floors across America for the past two seasons (1995-96). ”

— Larry Dorman  
New York Times

“ Danny is one of, if not the most, courageous quarterbacks in collegiate history. ”

— Lee Corso  
ESPN College Football Analyst

“ In reading defenses and finding the right receiver, Wuerffel is masterful. ”

— Bob Griese  
ABC-TV College Football Analyst

“ When I think of Danny Wuerffel, I think of accuracy. He is an unbelievably accurate passer. ”

— Terry Donahue  
CBS-TV College Football Analyst

“ Wuerffel has this great anticipation as far as throwing to the right spot. There might not be anyone ever, better than him at that. ”

— Bobby Bowden  
Florida State Head Coach

## WUERFFEL'S TOP HONORS

### 1996

- Heisman Trophy recipient
- Walter Camp Football Foundation National Player of the Year Award
- College Player of the Year as selected by the National Football Foundation and College Hall of Fame
- Maxwell Award (nation's top player)
- Recipient of the Davey O'Brien Award (nation's top quarterback)
- Unitas Golden Arm Award (nation's top senior quarterback)
- Finalist for the Sullivan Award as the nation's top amateur athlete
- National Football Foundation and College Hall of Fame Draddy Scholarship Trophy recipient (presented to the nation's premier scholar-athlete)
- NCAA Top Eight Award
- GTE Football Academic All-American of the Year
- National Honda Scholar-Athlete Award
- *Sporting News* National Offensive Player of the Year
- SEC Player of the Year
- CFA Scholar-Athlete Team

### 1995

- Recipient of the Davey O'Brien Award (nation's top quarterback)
- Finished third in balloting for the Heisman Trophy
- SEC Player of the Year as voted by the league coaches
- College Player of the Year as selected by the National Football Foundation and College Hall of Fame
- GTE Football Academic All-American of the Year
- NCAA Back of the Year (Touchdown Club of Washington, D.C.)
- Sammy Baugh College Passer of the Year (Touchdown Club of Columbus, Ohio)
- Street and Smith's College Football "Exemplary Player of the Year" Award
- *Football News* Offensive Player of the Year
- CFA Scholar-Athlete Team
- 1995-96 SEC Male Athlete of the Year (all sports)

### 1993

- First-team Freshman All-America by *Football News*
- Honorable mention All-America by *Football News*
- *Knoxville News-Sentinel* SEC All-Freshman Team
- SEC Academic Honor Roll



## RECORDS HELD BY WUERFFEL

### NCAA RECORDS 4

#### Career

- Best Pass Efficiency Rating (163.6)
- Highest Percentage of Passes for Touchdowns (9.74)

#### Season

- Best Pass Efficiency Rating (178.4 in 1995)
- Most TD passes by a Freshman (22 in 1993)

### SEC RECORDS 12

#### Career

- Best Pass Efficiency Rating (163.6)
- Most TD passes (114)
- Most Touchdowns Responsible For (122 - 114 passing, 8 rushing)
- Most total yards per play (7.75; 1355-10,500)

#### Season

- Best Pass Efficiency Rating (178.4 in 1995)
- Most Passing Yards (3,625 in 1996)
- Most TD passes (39 in 1996)
- Most TDs responsible for (41 in 1996)
- Most total offense yards gained in a season (3,525 in 1996)
- Most TD passes by a freshman (22 in 1993)

#### Game

- Most TD passes in a league game (6 vs. Tennessee in 1995 and 6 vs. Alabama in 1996)
- Tied - Most TDs responsible for in a SEC game (7 (6 pass, 1 rush) vs. Tennessee in 1995)

### FLORIDA RECORDS 32

#### Career

- Best Pass Efficiency Rating (163.6)
- Most TD passes (114)
- Most passing yards (10,875)
- Most Touchdowns Responsible For (122 - 114 passing, 8 rushing)
- Most yards total offense (10,500)
- Most 400yard passing games (3)
- Most 200yard passing games (31)
- Lowest interception ratio (3.59)
- Most Consecutive Pass Attempts without an Interception (121)

#### Season

- Best Pass Efficiency Rating (178.4 in 1995)
- Most TD passes (39 in 1996)
- Most TDs responsible for (41 in 1996)
- Most TD passes by a freshman (22 in 1993)
- Most TD passes by a junior (35 in 1995)
- Most TD passes by a senior (39 in 1996)
- Most passing yards (3,625 in 1996)
- Most passing yards by a freshman (2,230 in 1993)
- Most passing yards by a junior (3,266 in 1995)
- Most passing yards by a senior (3,625 in 1996)
- Tied - Most 200-yard passing games (11 in 1996)
- Best pass completion percentage, min. 200 comp. (64.6% in 1995)
- Best average yards per play (8.42 in 1995)

#### Game

- Most passing yards in a game (462 vs. Arkansas in 1996)
- Most TD passes vs. an SEC opponent (6 vs. Tennessee in 1995 and vs. Alabama in 1996)
- Most TDs responsible for in a SEC game (7 (6 pass, 1 rush) vs. Tennessee in 1995)
- Most passing yards in a SEC game (462 vs. Arkansas in 1996)
- Most passing yards in a game by a senior (462 vs. Arkansas in 1996)
- Most passing yards in a game by a freshman (449 vs. Mississippi State in 1993)
- Best pass efficiency rating in a SEC game (287.23 vs. Georgia in 1995)
- Best single-game completion percentage - 93.8% (15-16 vs. Georgia Southern in 1996)
- Tied record for most consecutive passes completed in a single game (11 vs. Georgia Southern in 1996)
- Set school single-game record for best average yards per completion (min. 10 comp.) with a mark of 26.4 vs. South Carolina in 1996 (11 completions for 290 yards)

Year in Review

# HONORS

*By Agency*

## ALL-AMERICA

### AMERICAN FOOTBALL COACHES ASSOCIATION:

First Team - WR Ike Hilliard, QB Danny Wuerffel

### ASSOCIATED PRESS:

First Team - WR Reidel Anthony, QB Danny Wuerffel

Second Team - WR Ike Hilliard

Third Team - C Jeff Mitchell

### WALTER CAMP FOOTBALL FOUNDATION:

First Team - WR Ike Hilliard, QB Danny Wuerffel

### FOOTBALL WRITERS ASSOCIATION:

First Team - WR Reidel Anthony

### FOOTBALL NEWS: First Team - WR Ike Hilliard, QB Danny Wuerffel

Second Team - OL Donnie Young

Third Team - CB Anthone Lott

Honorable Mention - WR Reidel Anthony, C Jeff Mitchell,  
CB Fred Weary

### SPORTING NEWS:

First Team - WR Reidel Anthony, QB Danny Wuerffel

Second Team - OL Donnie Young

### SPORTING NEWS FRESHMAN ALL-AMERICA:

First Team - DT Reggie McGrew

## COACH OF THE YEAR

### PAUL "BEAR" BRYANT NATIONAL COACH OF THE YEAR:

Steve Spurrier (One of six finalists)

### ASSOCIATED PRESS SEC COACH OF THE YEAR:

Steve Spurrier (Recipient)

### AFCA GTE REGION 2 COACH OF THE YEAR:

Steve Spurrier (Recipient)

## PLAYER OF THE YEAR

### HEISMAN TROPHY: QB Danny Wuerffel (Recipient)

### WALTER CAMP FOOTBALL FOUNDATION NATIONAL PLAYER OF

THE YEAR: QB Danny Wuerffel (Recipient)

### NATIONAL FOOTBALL FOUNDATION AND COLLEGE HALL OF

FAME NATIONAL PLAYER OF THE YEAR:

QB Danny Wuerffel (Recipient)

### MAXWELL AWARD (nation's top player):

QB Danny Wuerffel (Recipient)

### BILETNIKOFF AWARD (nation's top wide receiver):

WR Reidel Anthony (One of three finalists),

WR Ike Hilliard (One of 10 semifinalists)

### THORPE AWARD (nation's top defensive back):

SS Lawrence Wright (Recipient)

### O'BRIEN NATIONAL QUARTERBACK OF THE YEAR AWARD:

Danny Wuerffel (Recipient)

### UNITAS GOLDEN ARM AWARD (nation's top senior quarterback):

QB Danny Wuerffel (Recipient)

### COLLEGE QUARTERBACK OF THE YEAR (as presented by the

Touchdown Club of Columbus): Danny Wuerffel (Recipient)

### OUTLAND TROPHY (nation's top interior lineman): C Jeff Mitchell

(One of 13 semifinalists), OL Donnie Young (One of 13 semifinalists)

### SPORTING NEWS NATIONAL OFFENSIVE PLAYER OF THE YEAR:

QB Danny Wuerffel (Recipient)

## ALL-SEC

### ASSOCIATED PRESS:

First Team - WR Reidel Anthony, LB James Bates, DT Ed Chester,

CB Anthone Lott, C Jeff Mitchell, SS Lawrence Wright,

QB Danny Wuerffel, OL Donnie Young

Second Team - WR Ike Hilliard, CB Fred Weary

### COACHES:

First Team - WR Reidel Anthony, LB James Bates, DT Ed Chester,

WR Ike Hilliard, CB Anthone Lott, C Jeff Mitchell,

CB Fred Weary, SS Lawrence Wright, QB Danny

Wuerffel, OL Donnie Young

### ASSOCIATED PRESS SEC PLAYER OF THE YEAR:

QB Danny Wuerffel (Recipient)

### FOOTBALL NEWS: DT Ed Chester, WR Ike Hilliard,

CB Anthone Lott, C Jeff Mitchell, CB Fred Weary,

QB Danny Wuerffel, OL Donnie Young

### FOOTBALL NEWS SEC PLAYER OF THE YEAR:

QB Danny Wuerffel (Recipient)

### JACOBS BLOCKING TROPHY (presented to SEC's top blocker as

voted by league coaches): OL Donnie Young

### KNOXVILLE NEWS-SENTINEL SEC ALL-FRESHMEN TEAM:

OG Ryan Kalich, LB Jevon Kearsse, DT Reggie McGrew

## ACADEMIC HONORS

### DRADDY SCHOLARSHIP TROPHY (nation's premier football scholar-

athlete): QB Danny Wuerffel (Recipient)

### GTE FOOTBALL ACADEMIC ALL-AMERICAN OF THE YEAR:

QB Danny Wuerffel (Recipient)

### HONDA NATIONAL SCHOLAR-ATHLETE AWARD:

QB Danny Wuerffel (Recipient)

### NATIONAL FOOTBALL FOUNDATION AND COLLEGE HALL OF

FAME SCHOLAR-ATHLETE: QB Danny Wuerffel (One of 16)

### COLLEGE FOOTBALL ASSOCIATION (CFA) SCHOLAR-ATHLETE

TEAM: SS Lawrence Wright, QB Danny Wuerffel

### GTE ACADEMIC ALL-DISTRICT III TEAM: RB Terry Jackson,

QB Danny Wuerffel

### SEC ACADEMIC HONOR ROLL: Tremayne Allen, Noah Brindise,

Cooper Carlisle, Bart Edmiston, Jerome Evans, Demetric Jackson,

Terry Jackson, Erron Kinney, Jeff Mitchell, David Nabavi, Jason

Perry, Brian Schottenheimer, Lawrence Wright, Danny Wuerffel,

Jon Xynidis, Billy Young

### UNIVERSITY OF FLORIDA OUTSTANDING MALE GRADUATE

LEADERSHIP AWARD: QB Danny Wuerffel

## SEC PLAYER OF THE WEEK

August 31 vs. SW Louisiana:

CB Fred Weary (Defensive)

September 21 vs. Tennessee:

QB Danny Wuerffel (Offensive)

September 28 vs. Kentucky:

WR Jacquez Green (Offensive)

October 5 vs. Arkansas:

QB Danny Wuerffel (Offensive)

October 19 vs. Auburn:

QB Danny Wuerffel (Offensive)

## POST-SEASON ALL-STAR GAMES

**Hula Bowl:** C Jeff Mitchell, QB Danny Wuerffel, OG Donnie Young,

C Jeff Mitchell

**Senior Bowl:** CB Anthone Lott, SS Lawrence Wright

# 1996 GAME-BY-GAME RESULTS

DATE	OPPONENT	W/L	SCORE	ATTEND
Aug 31	SW Louisiana	W	55-21	85,075
Sep 7	Georgia Southern	W	62-14	84,962
*Sep 21	At Tennessee	W	35-29	107,608
*Sep 28	Kentucky	W	65-0	85,422
*Oct 5	At Arkansas	W	42-7	52,318
*Oct 12	LSU	W	56-13	85,567
*Oct 19	Auburn	W	51-10	85,697
*Nov 2	vs Georgia (at Jacksonville)	W	47-7	84,103
*Nov 9	at Vanderbilt	W	28-21	40,249
*Nov 16	South Carolina	W	52-25	85,701
Nov 30	at Florida State	L	21-24	80,932
*Dec 7	vs Alabama (at Atlanta)	W	45-30	74,132
Jan 2	vs. Florida State (at New Orleans)	W	52-20	78,344

\*Denotes Conference Game    †Denotes SEC Championship Game    ‡Denotes Nokia Sugar Bowl

Overall Record: 12-1    SEC: 9-0  
 National Champions  
 (First SEC Eastern Division and SEC Champions)  
 Home: 6-0    Away: 3-1    Neutral: 3-0  
 Average Home Attendance: 85,404

## TEAM STATISTICS

(Does not include bowl game)	Florida	Opp
Scoring	559	201
Points Per Game	46.6	16.8
First Downs	303	192
Rushing	118	81
Passing	167	87
Penalty	18	24
Rushing Yardage	2040	1303
Yards Gained Rushing	2378	1730
Yards Lost Rushing	338	427
Rushing Attempts	442	463
Average Per Rush	4.6	2.8
Average Per Game	170.0	108.6
Tds Rushing	25	13
Passing Yardage	4007	2070
Att-Comp-Int	412-234-16	355-159-14
Average Per Pass	9.7	5.8
Average Per Catch	17.1	13.0
Average Per Game	333.9	172.5
Tds Passing	42	11
Total Offense	6047	3373
Total Plays	854	818
Average Per Play	7.1	4.1
Average Per Game	503.9	281.1
Kickoff Returns: #-Yards	28-585	54-1075
Punt Returns: #-Yards	41-532	15-137
Int Returns: #-Yards	14-226	16-132
Kickoff Return Average	20.9	19.9
Punt Return Average	13.0	9.1
Int Return Average	16.1	8.3
Fumbles-Lost	16-7	27-14
Penalties-Yards	125-1095	90-748
Average Per Game	91.3	62.3
Punts-Yards	38-1475	86-3477
Average Per Punt	38.8	40.4
Time Of Possession/Game	28:42	31:18
3rd-Down Conversions	59/145	49/189
3rd-Down Pct	41%	26%
4th-Down Conversions	12/19	8/23
4th-Down Pct	63%	35%
Sacks By-Yards	48-297	35-217
Misc Yards	148	92
Touchdowns Scored	76	26
Field Goals-Attempts	10-18	7-11
Pat-Attempts	71-75	20-22

# STATISTICS

## SCORE BY QUARTERS

	1st	2nd	3rd	4th	Total (Avg)
GATORS	137	207	102	113	559 (46.6)
OPPONENTS	47	38	63	53	201 (16.8)

## INDIVIDUAL PLAYER STATISTICS

(Does not include bowl game)

RUSHING	G/S	ATT	GAIN	LOSS	NET	AVG	TD	LP
E. Williams	12/9	106	690	19	671	6.3	4	46
F. Taylor	9/2	104	650	21	629	6.0	5	30
T. Jackson	12/1	79	398	10	388	4.9	8	34
E. McCaslin	9/0	41	301	11	290	7.1	4	63
T. Baker	11/0	16	80	0	80	5.0	0	18
I. Hilliard	11/10	4	33	0	33	8.3	0	13
R. Anthony	12/12	4	27	0	27	6.8	0	21
J. Green	12/7	6	24	3	21	3.5	1	10
D. Mobley	12/6	2	17	0	17	8.5	0	10
J. Evans	12/2	2	11	0	11	5.5	0	9
E. Dubose	12/0	2	9	0	9	4.5	0	6
B. Schottenheimer	9/0	7	10	7	3	0.4	1	3
J. Richardson	9/0	1	0	0	0	0.0	0	0
D. Johnson	7/0	3	2	12	-10	-3.3	0	1
N. Brindise	3/0	1	0	10	-10	-10.0	0	0
TEAM	8/0	1	0	19	-19	-19.0	0	0
D. Wuerrfel	12/12	63	126	226	-100	-1.6	2	18
Total	12	442	2378	338	2040	4.6	25	63
Opponents	12	463	1730	427	1303	2.8	13	53

PASSING	G/S	EFFIC	ATT-CMP-INT	PCT	YDS	TD	LNG	AVG/G
D. Wuerrfel	12/12	170.61	360-207-13	57.5	3625	39	85	302.1
D. Johnson	7/0	99.87	27-12-3	44.4	171	2	27	24.4
B. Schottenheimer	9/0	155.22	21-13-0	61.9	194	1	34	21.6
N. Brindise	3/0	114.27	3-2-0	66.7	17	0	15	5.7
T. Jackson	12/1	0.00	1-0-0	0.0	0	0	0	0.0
Total	12	164.37	412-234-16	56.8	4007	42	85	333.9
Opponents	12	96.11	355-159-14	44.8	2070	11	94	172.5

RECEIVING	G/S	NO.	YDS	AVG	TD	LONG
R. Anthony	12/12	72	1293	18.0	18	56
I. Hilliard	11/10	47	900	19.1	10	46
J. Green	12/7	33	626	19.0	9	85
E. Williams	12/9	14	253	18.1	1	45
T. McGriff	8/3	14	167	11.9	0	27
T. Jackson	12/1	13	163	12.5	1	43
F. Taylor	9/2	8	120	15.0	0	38
T. Allen	12/8	7	118	16.9	1	32
J. Richardson	9/0	5	75	15.0	1	34
T. Ross	12/1	4	93	23.3	1	45
D. Mobley	12/6	4	51	12.8	0	19
N. Karim	9/0	3	47	15.7	0	27
E. McCaslin	9/0	3	40	13.3	0	19
E. Kinney	11/0	3	40	13.3	0	15
E. Dubose	12/0	1	9	9.0	0	9
J. Dean	5/0	1	5	5.0	0	5
D. Nabavi	9/0	1	5	5.0	0	5
N. Schiralli	4/0	1	2	2.0	0	2
Total	12	234	4007	17.1	42	85
Opponents	12	159	2070	13.0	11	94

Year in Review

PUNT RETURNS	NO.	YDS	AVG	TD	LONG
J. Green	25	324	13.0	2	79
R. Anthony	8	90	11.3	0	30
J. Richardson	4	46	11.5	0	20
L. Hilliard	1	10	10.0	0	10
J. Nymidis	1	28	28.0	0	28
T. Jackson	1	25	25.0	0	25
A. Lott	1	0	0.0	0	0
M. Peterson	0	9	0.0	1	9
<b>Total</b>	<b>41</b>	<b>532</b>	<b>13.0</b>	<b>3</b>	<b>79</b>
Opponents	15	137	9.1	0	19

INTERCEPTIONS	NO.	YDS	AVG	TD	LONG
E. Weary	5	117	23.4	1	65
T. Brown	3	73	24.3	1	26
A. Lott	2	25	12.5	0	25
D. Jackson	1	0	0.0	0	0
S. Showers	1	0	0.0	0	0
T. George	1	2	2.0	0	2
J. Bates	1	9	9.0	0	9
<b>Total</b>	<b>14</b>	<b>226</b>	<b>16.1</b>	<b>2</b>	<b>65</b>
Opponents	16	132	8.3	0	30

KICKOFF RETURNS	NO.	YDS	AVG	TD	LONG
J. Green	10	216	21.6	0	40
R. Anthony	7	113	16.1	0	22
L. Hilliard	5	144	28.8	0	40
J. Richardson	3	79	26.3	0	28
E. Dubose	2	18	9.0	0	16
Jackson	1	15	15.0	0	15
<b>Total</b>	<b>28</b>	<b>585</b>	<b>20.9</b>	<b>0</b>	<b>40</b>
Opponents	54	1075	19.9	0	36

FUMBLES RCVRD	NO.	YDS	AVG	TD	LONG
L. Wright	2	12	6.0	1	12
A. Lott	2	26	13.0	1	27
K. Council	1	0	0.0	0	0
R. McGrew	1	0	0.0	0	0
J. Rutledge	1	0	0.0	0	0
E. Chester	1	0	0.0	0	0
E. Weary	1	64	64.0	1	64
W. Rodgers	1	0	0.0	0	0
D. Pollard	1	0	0.0	0	0
D. Jackson	1	0	0.0	0	0
T. Beauchamp	1	6	6.0	0	6
C. Davis	1	40	40.0	1	40
<b>Total</b>	<b>14</b>	<b>148</b>	<b>10.6</b>	<b>4</b>	<b>64</b>
Opponents	5	92	18.4	2	42

TOTAL OFFENSE	G	PLAYS	RUSH	PASS	TOTAL	AVG/G
D. Wuerffel	12	423	-100	3625	3525	293.8
E. Williams	12	106	671	0	671	55.9
E. Taylor	9	104	629	0	629	69.9
T. Jackson	12	80	388	0	388	32.3
E. McCaslin	9	41	290	0	290	32.2
B. Schottenheimer	9	28	3	194	197	21.9
D. Johnson	7	30	-10	171	161	23.0
T. Baker	11	16	80	0	80	7.3
L. Hilliard	11	4	33	0	33	3.0
R. Anthony	12	4	27	0	27	2.3
J. Green	12	6	21	0	21	1.8
D. Mobley	12	2	17	0	17	1.4
J. Evans	12	2	11	0	11	0.9
E. Dubose	12	2	9	0	9	0.8
N. Brindise	3	4	-10	17	7	2.3
J. Richardson	1	0	0	0	0	0.0
TEAM	8	1	-19	0	-19	-2.4
<b>Total</b>	<b>12</b>	<b>854</b>	<b>2040</b>	<b>4007</b>	<b>6047</b>	<b>503.9</b>
Opponents	12	818	1303	2070	3373	281.1

SCORING	TD	FGS	KICK	RUSH	RCV	PASS	DXP	SAF	-PTS
R. Anthony	18	0-0	0-0	0-0	0	1-1	0	0	-110
B. Edmiston	0	9-17	64-66	0-0	0	0-0	0	0	-91
J. Green	12	0-0	0-0	0-0	0	0-0	0	0	-72
L. Hilliard	10	0-0	0-0	0-0	0	0-0	0	0	-60
T. Jackson	9	0-0	0-0	0-0	0	0-0	0	0	-54
E. Williams	5	0-0	0-0	0-0	0	0-0	0	0	-30
E. Taylor	5	0-0	0-0	0-0	0	0-0	0	0	-30
E. McCaslin	4	0-0	0-0	0-0	0	0-0	0	0	-24
D. Wuerffel	2	0-0	0-0	0-0	0	0-0	0	0	-12
E. Weary	2	0-0	0-0	0-0	0	0-0	0	0	-12
C. Cooper	0	1-1	7-9	0-0	0	0-0	0	0	-10
L. Wright	1	0-0	0-0	0-0	0	0-0	0	0	-6
A. Lott	1	0-0	0-0	0-0	0	0-0	0	0	-6
J. Richardson	1	0-0	0-0	0-0	0	0-0	0	0	-6
B. Schottenheimer	1	0-0	0-0	0-0	0	0-0	0	0	-6
C. Davis	1	0-0	0-0	0-0	0	0-0	0	0	-6
T. Allen	1	0-0	0-0	0-0	0	0-0	0	0	-6
T. Brown	1	0-0	0-0	0-0	0	0-0	0	0	-6
T. Ross	1	0-0	0-0	0-0	0	0-0	0	0	-6
M. Peterson	1	0-0	0-0	0-0	0	0-0	0	0	-6
<b>Total</b>	<b>76</b>	<b>10-18</b>	<b>71-75</b>	<b>0-0</b>	<b>0</b>	<b>1-1</b>	<b>0</b>	<b>0</b>	<b>-559</b>
Opponents	26	7-11	20-22	0-1	0	1-3	0	1	-201

ALL PURPOSE	G	RUSH	REC	PR	KOR	IR	FR	TOT	AVG/G
R. Anthony	12	27	1293	90	113	0	0	1523	126.9
J. Green	12	21	626	324	216	0	0	1167	98.9
L. Hilliard	11	33	900	10	144	0	0	1087	98.8
E. Williams	12	671	253	0	0	0	0	924	77.0
E. Taylor	9	629	120	0	0	0	0	749	83.2
T. Jackson	12	388	163	25	15	0	0	591	49.3
E. McCaslin	9	290	40	0	0	0	0	330	36.7
J. Richardson	9	0	75	46	79	0	0	200	22.2
E. Weary	12	0	0	0	0	117	64	181	15.1
T. McGriff	8	0	167	0	0	0	0	167	20.9
T. Allen	12	0	118	0	0	0	0	118	9.8
T. Ross	12	0	93	0	0	0	0	93	7.8
T. Baker	11	80	0	0	0	0	0	80	7.3
T. Brown	7	0	0	0	0	73	0	73	10.4
D. Mobley	12	17	51	0	0	0	0	68	5.7
A. Lott	12	0	0	0	0	25	26	51	4.3
N. Karim	9	0	47	0	0	0	0	47	5.2
E. Kinney	11	0	40	0	0	0	0	40	3.6
C. Davis	11	0	0	0	0	0	40	40	3.6
E. Dubose	12	9	9	0	18	0	0	36	3.0
J. Nymidis	11	0	0	28	0	0	0	28	2.5
L. Wright	12	0	0	0	0	0	12	12	1.0
J. Evans	12	11	0	0	0	0	0	11	0.9
M. Peterson	10	0	0	9	0	0	0	9	0.9
J. Bates	12	0	0	0	0	0	9	9	0.8
T. Beauchamp	11	0	0	0	0	0	6	6	0.5
J. Dean	5	0	5	0	0	0	0	5	1.0
D. Nabavi	9	0	5	0	0	0	0	5	0.6
B. Schottenheimer	9	3	0	0	0	0	0	3	0.3
T. George	12	0	0	0	0	2	0	2	0.2
N. Schiralli	4	0	2	0	0	0	0	2	0.5
D. Johnson	7	-10	0	0	0	0	0	-10	-1.4
N. Brindise	3	-10	0	0	0	0	0	-10	-3.3
TEAM	8	-19	0	0	0	0	0	-19	-2.4
D. Wuerffel	12	-100	0	0	0	0	0	-100	-8.3
<b>Total</b>	<b>12</b>	<b>2040</b>	<b>4007</b>	<b>532</b>	<b>585</b>	<b>226</b>	<b>148</b>	<b>7538</b>	<b>628.2</b>
Opponents	12	1303	2070	137	1075	132	92	4809	400.8

FIELD GOALS	FGM-FGA	PCT	01-19	20-29	30-39	40-49	50-99	LG	BLK
B. Edmiston	9-17	52.9	0-0	5-8	4-5	0-3	0-1	39	2
C. Cooper	1-1	100.0	0-0	0-0	1-1	0-0	0-0	35	0

PUNTING	NO.	YDS	AVG	LONG	BLKD
R. Stevenson	35	1475	42.1	64	0
TEAM	3	0	0.0	0	3
<b>Total</b>	<b>38</b>	<b>1475</b>	<b>38.8</b>	<b>64</b>	<b>3</b>
Opponents	86	3477	40.4	67	2

# STATISTICS

## Defensive

PLAYER	G/GS	UT	AT	TT	QBS (YDS)	TBL (YDS)	TTFL (YDS)	FF	FF	FR	BLK	PD	INT	BP
James Bates	12/12	58	77	135	3(-15)	5(-11)	8(-26)	8	0	0	0	4	1	21
Johnny Rutledge	12/12	49	59	108	6(-48)	9(-35)	15(-73)	5	4	1	0	0	0	25
Lawrence Wright	12/12	45	31	76	2.5(-15.5)	0	2.5(-15.5)	5	1	2	0	3	0	13.5
Shea Showers	12/8	54	18	72	0	1(-1)	1(-1)	1	1	0	0	4	1	8
Mike Peterson	10/5	28	21	49	.5(-1.5)	3(-9)	3.5(-10.5)	3	0	0	0	2	0	8.5
Anthony Lott	12/12	38	9	47	1(-6)	0	1(-6)	0	1	2	0	7	2	13
Ed Chester	11/9	24	20	44	6(-34)	4(-7)	10(-41)	21	1	1	0	0	0	33
Jevon Kearse	11/7	28	16	44	2.5(-11.5)	6(-27)	8.5(-38.5)	6	2	0	1	2	0	19.5
Reggie McGrew	12/10	24	15	39	2(-12)	2(-2)	4(-14)	8	0	1	0	1	0	14
Fred Weary	12/11	25	10	35	0	0	0	0	0	1	0	9	5	15
Mike Harris	10/0	16	14	30	0	0	0	0	0	0	0	1	0	1
Mike Moten	12/3	11	16	27	1(-5)	1(-2)	2(-7)	6	0	0	0	0	0	8
Anthony Mitchell	11/3	14	12	26	3(-14)	0	3(-14)	5	0	0	0	1	0	9
Willie Rodgers	10/3	13	9	22	4(-24.5)	4(-9)	8(-33.5)	9	2	1	0	1	0	21
Demetric Jackson	12/1	14	7	21	0	1(-1)	1(-1)	1	0	1	0	5	1	9
Tim Beauchamp	11/11	8	12	20	7(-45)	1(-3)	8(-48)	13	1	1	0	0	0	23
Keith Kelsey	9/0	9	10	19	1(-9)	3(-8)	4(-17)	2	0	0	0	0	0	6
Dwayne Thomas	12/0	12	7	19	0	0	0	0	0	0	0	0	0	0
Cameron Davis	11/5	6	8	14	5.5(-38)	4(-7)	9.5(-45)	8	1	1	0	0	0	19.5
Teako Brown	7/4	8	4	12	0	0	0	0	0	0	0	3	3	6
Keith Council	11/1	6	6	12	1(-7)	2(-3)	3(-10)	4	0	1	0	2	0	10
Tony George	12/0	5	2	7	1(-7)	0	1(-7)	3	0	0	0	1	1	6
McDon, Ferguson	8/0	1	5	6	0	0	0	0	0	0	0	0	0	0
Willie Cohens	4/3	5	0	5	1(-4)	1(-1)	2(-5)	3	0	0	0	0	0	5
Teddy Sims	2/0	1	4	5	0	0	0	0	1	0	0	0	0	1
Daryl Owens	2/0	2	1	3	0	0	0	1	0	0	0	0	0	1
Terry Jackson	12/1	1	1	2	0	0	0	0	0	0	1	0	0	1
Xavier McCray	12/0	2	0	2	0	0	0	0	0	0	0	0	0	0
Jason Perry	4/0	2	0	2	0	0	0	0	0	0	0	0	0	0
Kavin Walton	7/0	0	2	2	0	0	0	0	0	0	0	0	0	0
Ernie Badeaux	6/0	1	0	1	0	0	0	0	0	0	0	0	0	0
Jon Xynidis	11/0	1	0	1	0	0	0	0	0	0	1	0	0	1
Ronnie Battle	12/0	0	0	0	0	0	0	0	0	0	0	1	0	1
Demetrius Lewis	11/0	0	0	0	0	0	0	0	0	0	0	0	0	0
Dock Pollard	7/0	0	0	0	0	0	0	0	0	1	0	0	0	1
Tyrone Baker	11/0	0	0	0	0	0	0	0	0	0	0	0	0	0
UF TOTALS	12/12	511	396	907	48(-297)	47(-116)	95(-413)	112	15	14	3	47	14	300
OPP TOTALS	12/12	496	247	743	35(-217)	29(-101)	64(-318)	N/A	8	7	7	54	16	N/A

\*Statistics reflect regular season games only.

NOTE: UT (Unassisted Tackles); AT (Assisted Tackles); TT (Total Tackles); QBS (Quarterback sacks); TBL (Tackles, other than quarterback sacks, behind the line of scrimmage); TTFL (Total tackles for loss - QBS & TBL); FF (Forced fumbles on QB); FF (Forced fumble); FR (Fumble Recovery); BLK (Blocked Punts/Extra Points/Field Goals); PD (Pass deflections); INT (Interceptions); BP (Big Plays - Combination of TTFL, FF, FR, FR, BLK, PD and INT).

### SPECIAL TEAMS TACKLES

NAME	UT	AT	TT
Tony George	7	8	15
Jon Xynidis	6	8	14
Xavier McCray	2	10	12
Ronnie Battle	2	6	8
Jerome Evans	3	5	8
Dwayne Thomas	1	6	7
Demetrius Lewis	1	5	6
Taras Ross	5	1	6
Eugene McCaslin	4	1	5
Matt Teague	1	4	5
Mike Harris	2	2	4
Demetric Jackson	1	3	4
Tyrone Baker	0	3	3
Tim Beauchamp	2	0	2
Terry Jackson	1	1	2
Fred Weary	2	0	2
Reggie Davis	0	1	1
Keith Kelsey	0	1	1
Dock Pollard	0	1	1
Shea Showers	0	1	1



### GAME-BY-GAME DEFENSIVE LEADERS

OPPONENT	TACKLES (Solo)
<b>SW LOUISIANA</b>	
Johnny Rutledge	9 (3)
Anthony Lott	7 (6)
Jevon Kearse	6 (3)
<b>TOTAL TACKLES FOR LOSS</b>	
Ed Chester	2 (-11)
Jevon Kearse	2 (-9)
Tim Beauchamp	1.5 (-10)
<b>BIG PLAYS</b>	
Chester, Kearse	5
Rutledge, Weary	3
<b>GEORGIA SOUTHERN</b>	
James Bates	14 (4)
Johnny Rutledge	12 (7)
Jevon Kearse	9 (7)
<b>TOTAL TACKLES FOR LOSS</b>	
Jevon Kearse	1.5 (-7.5)
Cameron Davis	1 (-2)
Johnny Rutledge	1 (-2)
<b>BIG PLAYS</b>	
Jevon Kearse	2.5
Cameron Davis	2
<b>at TENNESSEE</b>	
James Bates	11 (7)

Anthony Lott	11 (1)
Johnny Rutledge	11 (4)
<b>TOTAL TACKLES FOR LOSS</b>	
Ed Chester	2 (-9)
<b>BIG PLAYS</b>	
Ed Chester	8
Teako Brown	4
<b>KENTUCKY</b>	
James Bates	12 (6)
Jevon Kearse	8 (3)
Johnny Rutledge	6 (3)
<b>TOTAL TACKLES FOR LOSS</b>	
Cameron Davis	3.5 (18)
Johnny Rutledge	2 (-11)
Keith Kelsey	2 (-10)
<b>BIG PLAYS</b>	
Cameron Davis	3.5
Tim Beauchamp	3.5
Kelsey, Rutledge	3
<b>at ARKANSAS</b>	
James Bates	16 (7)
Johnny Rutledge	13 (10)
Shea Showers	8 (2)
<b>TOTAL TACKLES FOR LOSS</b>	
Johnny Rutledge	3 (-4)

Mike Peterson	2 (-6)
<b>BIG PLAYS</b>	
Willie Rodgers	5
Rutledge, Davis	3
<b>LSU</b>	
James Bates	12 (7)
Johnny Rutledge	9 (3)
Lawrence Wright	7 (5)
<b>TOTAL TACKLES FOR LOSS</b>	
Cameron Davis	2 (-13)
Jevon Kearse	2 (-4)
Reggie McGrew	2 (-7)
<b>BIG PLAYS</b>	
Davis, Kearse	4
<b>ABURN</b>	
Johnny Rutledge	11 (5)
James Bates	9 (3)
Shea Showers	6 (5)
<b>TOTAL TACKLES FOR LOSS</b>	
Ed Chester	3 (-11)
Tim Beauchamp	2 (-18)
Willie Rodgers	2 (-10)
<b>BIG PLAYS</b>	
Beauchamp, Chester	5
Anthony Mitchell	4

<b>GEORGIA (JAX)</b>	
James Bates	11 (4)
Shea Showers	11 (7)
Mike Moten	7 (2)
<b>TOTAL TACKLES FOR LOSS</b>	
Johnny Rutledge	1.5 (-7)
<b>BIG PLAYS</b>	
Reggie McGrew	4
Mike Moten	3
Johnny Rutledge	2.5
<b>at VANDERBILT</b>	
James Bates	13 (4)
Johnny Rutledge	12 (7)
Shea Showers	12 (8)
<b>TOTAL TACKLES FOR LOSS</b>	
James Bates	3 (-8)
Tim Beauchamp	2 (-5)
<b>BIG PLAYS</b>	
James Bates	5
Beauchamp, Rutledge	3
<b>SOUTH CAROLINA</b>	
James Bates	13 (4)
Mike Peterson	7 (4)
<b>TOTAL TACKLES FOR LOSS</b>	
Cameron Davis	2 (-10)

<b>BIG PLAYS</b>	
Cameron Davis	4
Chester, Lott	3
<b>at FLORIDA STATE</b>	
Lawrence Wright	18 (8)
James Bates	10 (3)
Shea Showers	9 (5)
<b>TOTAL TACKLES FOR LOSS</b>	
Willie Rodgers	1.5 (4)
<b>BIG PLAYS</b>	
Willie Rodgers	4.5
Johnny Rutledge	3.5
<b>vs. ALABAMA</b>	
(SEC Championship Game)	
James Bates	10 (7)
Johnny Rutledge	9 (8)
Lawrence Wright	3 (5)
<b>TOTAL TACKLES FOR LOSS</b>	
Johnny Rutledge	3 (-13)
James Bates	2 (-3)
<b>BIG PLAYS</b>	
James Bates	7
Tim Beauchamp	3
Fred Weary	4

Year in Review

# SUPERLATIVES

*(Does not include bowl game)*

LONGEST PUNT RETURN: 79 yards, Jacquez Green vs. Kentucky.

LONGEST INTERCEPTION RETURN: 65 yards (TD), Fred Weary vs. SW Louisiana.

LONGEST PUNT: 64 yards, Robby Stevenson at Vanderbilt.

LONGEST FIELD GOAL: 39 yards, Bart Edmiston vs. SW Louisiana and Kentucky.

MOST RUSHING ATTEMPTS: 22, Terry Jackson at Tennessee.

MOST YARDS RUSHING: 116, Elijah Williams vs. Auburn and Eugene McCaslin vs. Georgia Southern.

MOST TDs RUSHING: 3, Fred Taylor vs. South Carolina.

MOST PASS ATTEMPTS: 48, Danny Wuerffel at Florida State.

MOST PASS COMPLETIONS: 23, Danny Wuerffel at Arkansas and at Florida State.

MOST TD PASSES THROWN: 6, Danny Wuerffel vs. Alabama (SEC Championship Game).

MOST RECEPTIONS: 11, Reidel Anthony at Florida State and vs. Alabama (SEC Championship Game).

MOST YARDS RECEIVING: 193, Reidel Anthony at Florida State.

MOST TD PASSES CAUGHT: 3, Reidel Anthony at Arkansas and vs. Alabama (SEC Championship Game).

MOST YARDS TOTAL OFFENSE: 466, Danny Wuerffel at Arkansas.

MOST POINTS SCORED: 18, Fred Taylor vs. South Carolina and Reidel Anthony at Arkansas and vs. Alabama (SEC Championship Game).

MOST TOTAL TACKLES: 18, Lawrence Wright at Florida State.

MOST TACKLES FOR LOSS: 3.5, Cameron Davis vs. Kentucky.

MOST INTERCEPTIONS: 2, Fred Weary and Teako Brown vs. SW Louisiana.

MOST FUMBLES CAUSED: 1, 14 times, last by Willie Rodgers vs. Florida State.

MOST FUMBLES RECOVERED: 1, 13 times, last by Johnny Rutledge vs. Florida State.

MOST PUNTS: 7, Robby Stevenson vs. Tennessee.

BEST PUNTING AVERAGE: 58.0, Robby Stevenson vs. Georgia Southern.

LONGEST RUN FROM SCRIMMAGE: 63 yards, Eugene McCaslin vs. Georgia Southern.

LONGEST TOUCHDOWN RUN: 63 yards, Eugene McCaslin vs. Georgia Southern.

LONGEST PASS PLAY: 85 yards, Danny Wuerffel to Jacquez Green vs. Alabama (SEC Championship Game).

LONGEST TOUCHDOWN PASS: 85 yards, Danny Wuerffel to Jacquez Green vs. Alabama (SEC Championship Game).

LONGEST KICK RETURN: 40 yards, Jacquez Green vs. SW Louisiana and Ike Hilliard vs. Florida State

## SEASON HIGHS AND LOWS

		FLORIDA	OPPONENTS
POINTS SCORED	HIGH	65 vs. Kentucky	29 - Tennessee
	LOW	21 at Florida State	0 - Kentucky
FIRST DOWNS	HIGH	36 vs. LSU	26 - Tennessee
	LOW	18 at Tennessee	5 - Kentucky
RUSHING PLAYS	HIGH	52 vs. LSU	65 - Georgia Southern
	LOW	24 vs. Georgia Southern	27 - Alabama
RUSHING YARDS	HIGH	308 vs. LSU	311 - Georgia Southern
	LOW	69 vs. Alabama	9 - Tennessee
PASSES ATTEMPTED	HIGH	48 at Florida State	65 - Tennessee
	LOW	22 at Tennessee	10 - Georgia Southern
PASSES COMPLETED	HIGH	28 vs. Kentucky	37 - Tennessee
	LOW	11 at Tennessee & vs. USC	7 - Georgia Southern
PASSES INTERCEPTED	HIGH	3 at Florida State	4 - twice, USL & Tenn.
	LOW	0 vs. GSU & at Vanderbilt	0 - (three times), last FSU
PASSING YARDAGE	HIGH	462 at Arkansas	492 - Tennessee
	LOW	155 at Tennessee	43 - Kentucky
TOTAL PLAYS	HIGH	80 vs. USL & LSU	83 - Tennessee
	LOW	60 vs. Georgia	58 - Kentucky
TOTAL OFFENSE	HIGH	658 vs. Georgia Southern	501 - Tennessee
	LOW	304 vs. Tennessee	67 - Kentucky
FUMBLES LOST	HIGH	2 vs. USL & Auburn	2 - five times, last at Vandy
	LOW	0 vs. (seven times), last Ala.	0 - Ky, Auburn & Alabama
FUMBLES CAUSED	HIGH	4 at Vanderbilt	2 - USL & Auburn
	LOW	0 vs. Alabama	0 - USC, FSU & Alabama

# STARTERS

## Game-by-Game

### DEFENSIVE

POSITION	SW LA	GA SO	TENN	KY	ARK	LSU	AUB	UGA	VU	USC	FSU	ALA
Left End	Tim Beauchamp	Tim Beauchamp	Tim Beauchamp	Tim Beauchamp	Tim Beauchamp	Tim Beauchamp	Tim Beauchamp	Willie Rodgers	Tim Beauchamp	Tim Beauchamp	Willie Rodgers	Tim Beauchamp
Left Tackle	Ed Chester	Ed Chester	Ed Chester	Ed Chester	Ed Chester	Reggie McGrew	Reggie McGrew	Mike Moten	Mike Moten	Mike Moten	Tim Beauchamp	Keith Council
Right Tackle	Reggie McGrew	Reggie McGrew	Reggie McGrew	Reggie McGrew	Reggie McGrew	Ed Chester	Ed Chester	Reggie McGrew	Reggie McGrew	Reggie McGrew	Ed Chester	Ed Chester
Right End	Willie Rodgers	Cameron Davis	Willie Cohens	Willie Cohens	Cameron Davis	Cameron Davis	Cameron Davis	Anthony Mitchell	Anthony Mitchell	Cameron Davis	Anthony Mitchell	Willie Cohens
Strongside LB	Jevon Kearse	Jevon Kearse	Jevon Kearse	Jevon Kearse	Jevon Kearse	Jevon Kearse	Jevon Kearse	Mike Peterson	Mike Peterson	Mike Peterson	Mike Peterson	Mike Peterson
Middle LB	James Bates	James Bates	James Bates	James Bates	James Bates	James Bates	James Bates	James Bates	James Bates	James Bates	James Bates	James Bates
Weakside LB	Johnny Rutledge	Johnny Rutledge	Johnny Rutledge	Johnny Rutledge	Johnny Rutledge	Johnny Rutledge	Johnny Rutledge	Johnny Rutledge	Johnny Rutledge	Johnny Rutledge	Johnny Rutledge	Johnny Rutledge
Strong Corner	Anthone Lott	Anthone Lott	Anthone Lott	Anthone Lott	Anthone Lott	Anthone Lott	Anthone Lott	Anthone Lott	Anthone Lott	Anthone Lott	Anthone Lott	Anthone Lott
Weak Corner	Fred Weary	Fred Weary	Fred Weary	Fred Weary	Fred Weary	Fred Weary	Fred Weary	Fred Weary	Fred Weary	Shea Showers	Shea Showers	Fred Weary
Strong Safety	Lawrence Wright	Lawrence Wright	Lawrence Wright	Lawrence Wright	Lawrence Wright	Lawrence Wright	Lawrence Wright	Lawrence Wright	Lawrence Wright	Lawrence Wright	Lawrence Wright	Lawrence Wright
Free Safety	Teako Brown	Teako Brown	Teako Brown	Teako Brown	Shea Showers	Shea Showers	Shea Showers	Shea Showers	Shea Showers	Demetric Jackson	Fred Weary	Shea Showers

### OFFENSIVE

POSITION	SW LA	GA SO	TENN	KY	ARK	LSU	AUB	UGA	VU	USC	FSU	ALA
Wide Receiver	Ike Hilliard	Ike Hilliard	Ike Hilliard	Ike Hilliard	Ike Hilliard	Ike Hilliard	Ike Hilliard	Jacquez Green	Jacquez Green	Ike Hilliard	Ike Hilliard	Ike Hilliard
Left Tackle	Mo Collins	Mo Collins	Mo Collins	Cooper Carlisle	Zach Piller	Zach Piller	Zach Piller	Cooper Carlisle	Cooper Carlisle	Cooper Carlisle	Cooper Carlisle	Cooper Carlisle
Left Guard	Ryan Kalich	Ryan Kalich	Ryan Kalich	Ryan Kalich	Ryan Kalich	Ryan Kalich	Ryan Kalich	Ryan Kalich	Ryan Kalich	Ryan Kalich	Ryan Kalich	Ryan Kalich
Center	Jeff Mitchell	Jeff Mitchell	Jeff Mitchell	Jeff Mitchell	Jeff Mitchell	Jeff Mitchell	Jeff Mitchell	Jeff Mitchell	Wyley Ritch	Wyley Ritch	Wyley Ritch	Wyley Ritch
Right Guard	Donnie Young	Donnie Young	Donnie Young	Donnie Young	Corey Yarbrough	Corey Yarbrough	Corey Yarbrough	Donnie Young	Donnie Young	Corey Yarbrough	Donnie Young	Corey Yarbrough
Right Tackle	Zach Piller	Zach Piller	Zach Piller	Zach Piller	Donnie Young	Donnie Young	Donnie Young	Zach Piller	Zach Piller	Donnie Young	Mo Collins	Donnie Young
Tight End	Tremayne Allen	Tremayne Allen	Tremayne Allen	Jacquez Green *	Jacquez Green *	Tremayne Allen	Jacquez Green *	Travis McGriff *	Tremayne Allen	Tremayne Allen	Tremayne Allen	Tremayne Allen
Wide Receiver	Reidel Anthony	Reidel Anthony	Reidel Anthony	Reidel Anthony	Reidel Anthony	Reidel Anthony	Reidel Anthony	Reidel Anthony	Reidel Anthony	Reidel Anthony	Reidel Anthony	Reidel Anthony
Quarterback	Danny Wuerffel	Danny Wuerffel	Danny Wuerffel	Danny Wuerffel	Danny Wuerffel	Danny Wuerffel	Danny Wuerffel	Danny Wuerffel	Danny Wuerffel	Danny Wuerffel	Danny Wuerffel	Danny Wuerffel
Tailback	Elijah Williams	Elijah Williams	Elijah Williams	Elijah Williams	Elijah Williams	Elijah Williams	Elijah Williams	Elijah Williams	Elijah Williams	Fred Taylor	Fred Taylor	Terry Jackson
Fullback	Jerome Evans	Jerome Evans	Taras Ross #	Travis McGriff *	Travis McGriff *	Dwayne Mobley	Dwayne Mobley	Dwayne Mobley	Dwayne Mobley	Dwayne Mobley	Jacquez Green *	Dwayne Mobley

\* Started at wide receiver

# Started at tight end

Year in Review

# STATISTICS

## Game-by-Game

OPPONENTS	SW LOUISIANA		GA SOUTHERN		at TENNESSEE		KENTUCKY		at ARKANSAS		LSU	
	UF	USL	UF	GSU	UF	UT	UF	UK	UF	ARK	UF	LSU
Score	55	21	62	14	35	29	65	0	42	7	56	13
First Downs	27	13	29	22	18	26	27	5	22	13	36	15
Rush	9	4	11	17	9	3	10	2	5	7	18	4
Pass	15	7	17	13	8	21	16	2	16	6	16	10
Penalty	1	2	1	2	1	2	1	1	1	0	2	1
Rush Attempts	33	37	33	65	48	18	29	35	29	50	52	33
Net Yards Rush	139	48	264	311	149	9	146	24	87	127	308	28
Rushing TDs	1	0	6	2	0	0	2	0	2	1	5	1
Pass Att-Comp	47-22	25-11	28-23	10-7	22-11	65-37	43-28	23-9	40-23	19-9	28-19	30-17
Net Yds Pass	325	213	394	60	155	492	343	43	462	131	327	275
Pass INTs	2	4	0	0	0	4	2	1	1	0	1	1
Pass TDs	2	2	2	0	4	4	4	0	4	0	3	1
Total Plays	80	62	61	75	70	83	72	58	69	69	80	63
Total Yds	464	261	658	371	304	501	489	67	549	258	635	303
KO Ret/Yds	4-107	3-32	3-53	7-151	4-83	6-120	1-21	3-57	0-0	3-47	0-0	6-113
Punt Ret/Yds	1-(-8)	1-17	2-12	1-10	1-5	3-21	11-272	0-0	5-32	2-6	4-37	0-0
Punts/Avg	2-19.0	7-36.7	1-58	7-36.9	7-43.7	3-52.7	1-32.0	13-41.5	4-43.3	9-41.1	2-40.5	6-40.5
Penalties/Yds	14-117	9-86	7-59	5-30	12-92	4-46	7-82	7-65	6-60	8-63	4-39	13-87
Fumbles/Lost	2-2	3-2	0-0	3-2	2-1	2-2	1-0	1-0	1-0	2-1	1-0	3-1
3rd Dwn Conv	5-13	3-14	5-9	5-16	3-15	5-15	5-11	0-16	2-11	3-17	8-11	4-14
Poss. Time	28:34	31:26	22:24	37:36	32:58	27:02	27:37	32:23	25:32	34:28	31:36	28:24

OPPONENTS	AUBURN		vs GEORGIA (TAX)		at VANDERBILT		SO CAROLINA		at FLORIDA STATE		vs ALABAMA	
	UF	AUB	UF	UGA	UF	VU	UF	USC	UF	FSU	UF	ALA
Score	51	10	47	7	28	21	52	25	21	24	45	30
First Downs	32	15	28	18	19	16	22	21	23	15	22	13
Rush	16	9	12	12	9	4	10	8	3	7	6	4
Pass	14	3	15	5	10	7	10	8	16	7	14	8
Penalty	2	3	1	1	0	5	2	5	4	1	2	1
Rush Attempts	47	39	34	42	37	36	35	46	28	35	37	27
Net Yards Rush	279	91	209	166	153	153	204	167	81	183	69	27
Rushing TDs	4	1	1	1	0	1	4	3	0	2	0	1
Pass Att-Comp	32-17	29-7	26-19	22-10	29-18	27-10	34-11	26-9	48-23	33-13	35-20	46-20
Net Yds Pass	346	82	319	106	283	113	290	152	362	134	401	269
Pass INTs	1	2	1	1	1	0	2	0	3	0	2	1
Pass TDs	3	0	5	0	4	0	2	0	3	1	6	3
Total Plays	79	68	60	64	66	63	69	72	76	68	72	73
Total Yds	625	173	528	272	388	235	494	319	443	317	470	296
KO Ret/Yds	1-16	5-137	1-28	5-93	4-53	4-96	3-49	5-84	3-92	2-60	4-83	5-85
Punt Ret/Yds	4-23	0-0	2-37	1-1	3-56	3-27	4-29	2-19	2-25	2-36	2-12	0-0
Punts/Avg	2-53.0	7-44.1	1-35.0	4-38.5	5-38.2	4-34.8	3-43.7	9-33.1	6-29.3	9-47.3	4-37.0	8-40.8
Penalties/Yds	12-92	6-43	11-88	5-36	17-147	6-35	14-144	8-69	7-80	12-143	14-95	7-45
Fumbles/Lost	3-2	1-0	0-0	3-2	1-1	5-2	1-0	2-1	0-0	1-1	0-0	0-0
3rd Dwn Conv	4-9	4-18	3-7	6-15	6-13	3-13	8-16	4-16	6-16	5-17	4-14	7-18
Poss. Time	30:21	29:39	30:33	29:27	30:13	29:47	23:56	36:04	30:47	29:13	29:48	30:12

Year in Review

## PASSING

PASSING	SWLA	GASO	TENN	KY	ARK	LSU	AUB	UGA	VU	USC	FSU	ALA
	Att-Comp Yds-TD-Int	Att-Comp Yds-Td-Int	Att-Comp Yds-TD-Int	Att-Comp Yds-TD-Int	Att-Comp Yds-TD-Int	Att-Comp Yds-TD-Int	Att-Comp Yds-TD-Int	Att-Comp Yds-TD-Int	Att-Comp Yds-TD-Int	Att-Comp Yds-TD-Int	Att-Comp Yds-TD-Int	Att-Comp Yds-TD-Int
Brindise	2-1 15-0-0	DNP	DNP	1-1 2-0-0	DNP	0-0	DNP 0-0-0	DNP	DNP	DNP	DNP	DNP
Johnson	9-3 37-0-2	7-3 37-0-0	DNP	5-3 41-1-1	0-0 0-0-0	2-1 27-0-0	2-0 0-0-0	2-2 29-1-0	DNP	DNP	DNP	DNP
Schottenheimer	8-3 49-0-0	5-5 90-0-0	0-0 0-0-0	6-3 21-0-0	0-0 0-0-0	1-1 23-0-0	0-0 0-0-0	1-1 11-0-0	DNP	0-0 0-0-0	DNP	DNP
Wuerffel	28-15 224-1-0	16-15 267-2-0	22-11 155-4-0	31-21 279-3-1	39-23 462-4-1	25-17 277-3-1	30-17 346-3-1	23-16 279-4-1	29-18 283-4-1	34-11 290-2-2	48-23 362-3-3	35-20 401-6-2

## RUSHING

	SWLA	GASO	TENN	KY	ARK	LSU	AUB	UGA	VU	USC	FSU	ALA
	Att-Yds-TD	Att-Yds-TD	Att-Yds-TD	Att-Yds-TD	Att-Yds-TD	Att-Yds-TD	Att-Yds-TD	Att-Yds-TD	Att-Yds-TD	Att-Yds-TD	Att-Yds-TD	Att-Yds-TD
Anthony	0-0-0	0-0-0	1-3-0	0-0-0	1-1-0	0-0-0	1-21-0	0-0-0	1-2-0	0-0-0	0-0-0	0-0-0
Baker	11-55-0	5-25-0	DNP	0-0-0	DNP	0-0-0	0-0-0	0-0-0	0-0-0	0-0-0	0-0-0	0-0-0
DuBose	2-9-0	0-0-0	0-0-0	0-0-0	0-0-0	0-0-0	0-0-0	0-0-0	0-0-0	0-0-0	0-0-0	0-0-0
Evans	1-9-0	0-0-0	1-2-0	0-0-0	0-0-0	0-0-0	0-0-0	0-0-0	0-0-0	0-0-0	0-0-0	0-0-0
Green	0-0-0	0-0-0	0-0-0	0-0-0	1-(-3)-0	1-7-1	0-0-0	2-14-0	2-3-0	0-0-0	0-0-0	0-0-0
Hilliard	0-0-0	0-0-0	0-0-0	1-13-0	0-0-0	1-13-0	1-4-0	DNP	0-0-0	1-3-0	0-0-0	0-0-0
Jackson	7-26-1	4-60-2	22-86-0	7-46-0	4-8-1	3-3-1	9-25-2	5-34-0	5-24-0	5-50-1	2-18-0	6-8-0
Johnson	1-(-12)-0	1-1-0	DNP	0-0-0	0-0-0	1-1-0	0-0-0	0-0-0	DNP	DNP	DNP	DNP
McCaslin	DNP	8-116-2	0-0-0	8-15-0	5-35-1	12-57-1	2-13-0	6-54-0	0-0-0	DNP	DNP	DNP
Mobley	1-7-0	0-0-0	0-0-0	0-0-0	0-0-0	0-0-0	0-0-0	0-0-0	0-0-	1-10-0	0-0-0	0-0-0
Richardson	0-0-0	0-0-0	0-0-0	1-0-0	0-0-0	DNP	DNP	0-0-0	0-0-0	0-0-0	0-0-0	0-0-0
Schottenheimer	0-0-0	0-0-0	0-0-0	0-0-0	1-(-2)-0	0-0-0	0-0-0	1-(-5)-0	DNP	0-0-0	DNP	DNP
Taylor	DNP	DNP	DNP	6-45-1	7-16-0	16-107-0	14-110-0	7-39-1	9-57-0	21-139-3	11-33-0	13-83-0
Williams	5-19-0	9-75-1	17-74-0	4-29-1	6-28-0	13-109-1	16-116-1	10-94-0	11-49-0	5-15-0	7-55-0	3-8-0
Wuerffel	2-30-0	4-(-15)-0	7-(-16)-0	1-(-4)-0	4-4-0	5-11-1	4-(-10)-1	3-(-21)-0	9-(-30)-0	2-(-13)-0	8-(-25)-0	14-(-11)-0

## RECEIVING

	SWLA	GASO	TENN	KY	ARK	LSU	AUB	UGA	VU	USC	FSU	ALA
	Rec-Yds-TD	Rec-Yds-TD	Rec-Yds-TD	Rec-Yds-TD	Rec-Yds-TD	Rec-Yds-TD	Rec-Yds-TD	Rec-Yds-TD	Rec-Yds-TD	Rec-Yds-TD	Rec-Yds-TD	Rec-Yds-TD
Allen	0-0-0	1-27-0	0-0-0	1-7-0	1-32-0	0-0-0	0-0-0	1-19-1	1-15-0	1-14-0	0-0-0	1-4-0
Anthony	3-41-0	2-62-1	5-81-1	7-126-2	9-189-3	7-100-1	4-91-2	7-98-2	4-70-1	2-71-1	11-193-1	11-171-3
Dean	DNP	1-5-0	DNP	0-0-0	DNP	0-0-0	DNP	0-0-0	DNP	0-0-0	DNP	DNP
Green	1-9-0	3-61-1	2-36-1	4-46-0	2-62-0	0-0-0	4-71-0	3-47-1	5-75-2	2-69-1	4-44-2	3-106-1
Hilliard	7-117-2	4-72-0	2-14-1	3-63-1	5-108-1	8-145-2	6-156-1	DNP	4-81-1	2-27-0	3-43-0	3-74-1
Jackson	2-15-0	1-0-0	2-24-1	0-0-0	0-0-0	2-32-0	0-0-0	2-54-0	3-36-0	0-0-0	1-2-0	0-0-0
Karim	DNP	DNP	DNP	0-0-0	0-0-0	1-27-0	0-0-0	1-9-0	0-0-0	1-11-0	0-0-0	0-0-0
Kinney	1-15-0	1-15-0	0-0-0	0-0-0	1-10-0	0-0-0	0-0-0	0-0-0	0-0-0	0-0-0	0-0-0	0-0-0
McCaslin	DNP	1-16-0	0-0-0	1-5-0	1-19-0	0-0-0	0-0-0	0-0-0	0-0-0	DNP	DNP	DNP
McGriff	4-52-0	3-28-0	0-0-0	2-24-0	1-8-0	0-0-0	2-16-0	2-39-0	DNP	DNP	DNP	DNP
Mobley	1-19-0	0-0-0	0-0-0	1-11-0	1-9-0	0-0-0	1-12-0	0-0-0	0-0-0	0-0-0	0-0-0	0-0-0
Nabavi	0-0-0	1-5-0	DNP	0-0-0	0-0-0	0-0-0	0-0-0	0-0-0	DNP	0-0-0	DNP	DNP
Richardson	0-0-0	1-34-0	0-0-0	3-26-1	0-0-0	DNP	DNP	1-15-0	0-0-0	0-0-0	0-0-0	0-0-0
Ross	0-0-0	1-11-0	0-0-0	0-0-0	0-0-0	1-23-0	0-0-0	1-14-1	0-0-0	1-45-0	0-0-0	0-0-0
Taylor	DNP	DNP	DNP	3-19-0	0-0-0	0-0-0	0-0-0	0-0-0	0-0-0	1-23-0	3-77-0	1-1-0
Williams	3-57-0	3-58-0	0-0-0	1-5-0	0-0-0	0-0-0	0-0-0	1-24-0	1-6-0	1-30-0	0-0-0	1-45-1

Year in Review

# 1996 SEC STATISTICS

(National Ranking in Parentheses)

## TOTAL OFFENSE

SCHOOL	GAMES	PLAYS	YDS.	AVG.	TD	YDSPG
Florida (2)	12	854	6047	7.08	76	503.92
Tennessee (22)	11	795	4779	6.01	52	434.45
LSU (30)	11	738	4389	5.96	44	399.91
Auburn (41)	11	785	4201	5.43	47	387.36
Georgia	11	772	4016	5.20	29	365.09
Alabama	12	864	4278	4.95	38	356.50
South Carolina	11	747	3901	5.22	30	354.64
Mississippi State	11	748	3593	4.80	32	326.64
Arkansas	11	749	3267	4.36	21	297.00
Ole Miss	11	721	3014	4.18	26	274.00
Kentucky	11	691	2396	3.47	17	217.82
Vanderbilt	11	663	2241	3.38	14	203.73

## TOTAL DEFENSE

SCHOOL	GAMES	PLAYS	YDS	AVG	TD	YDSPG
Tennessee (5)	11	708	2602	3.68	19	236.55
Alabama (8)	12	711	3066	4.31	22	255.50
Florida (14)	12	826	3373	4.08	26	281.08
South Carolina (22)	11	706	3463	4.91	31	314.82
Vanderbilt (28)	11	786	3499	4.45	28	318.09
LSU (31)	11	740	3533	4.77	27	321.18
Arkansas (34)	11	715	3636	5.09	36	330.55
Mississippi State (47)	11	777	3865	4.97	28	351.36
Georgia (48)	11	736	3883	5.28	31	353.00
Kentucky (50)	11	731	3889	5.32	42	353.55
Ole Miss	11	746	4037	5.41	34	367.00
Auburn	11	795	4074	5.12	33	370.36

## RUSHING OFFENSE

SCHOOL	GAMES	CARR	YDS	AVG	TD	YDSPG
LSU (23)	11	488	2322	4.76	33	211.09
South Carolina (36)	11	489	1908	4.02	21	178.91
Alabama (40)	12	543	2086	3.84	22	173.83
Florida (47)	12	442	2040	4.62	25	170.00
Mississippi State	11	442	1744	3.95	15	158.55
Arkansas	11	486	1885	3.49	15	154.09
Auburn	11	437	1686	3.86	24	153.27
Georgia	11	412	1480	3.59	15	134.55
Tennessee	11	396	1383	3.49	24	125.73
Ole Miss	11	395	1124	2.85	13	102.18
Kentucky	11	430	1098	2.55	9	99.82
Vanderbilt	11	371	759	2.05	6	69.00

## RUSHING DEFENSE

SCHOOL	GAMES	CARR	YDS	AVG	TD	YDSPG
Alabama (7)	12	381	1110	2.91	9	92.50
Arkansas (12)	11	379	1131	2.98	12	102.82
Tennessee (15)	11	423	1168	2.76	4	106.18
Florida (18)	12	463	1303	2.81	13	108.58
Mississippi State (30)	11	447	1436	3.21	10	130.55
Auburn (32)	11	433	1443	3.33	18	131.18
Georgia (49)	11	476	1648	3.46	15	149.82
South Carolina (50)	11	396	1655	4.18	15	150.45
Vanderbilt	11	473	1665	3.52	15	151.36
Kentucky	11	422	1607	3.85	20	151.55
LSU	11	434	168	3.88	16	153.27
Ole Miss	11	458	1738	3.79	16	158.00

## PASSING OFFENSE

SCHOOL	GAMES	ATT	CMP	INT	PCT	YDS	YDS/ATT	TD	YDSPG
Florida (5)	12	412	234	16	0.57	4007	9.73	42	333.92
Tennessee (8)	11	399	255	12	0.64	3396	8.51	20	308.73

## EASTERN DIVISION

	SEC	PCT.	ALL	PCT.
Florida	9-0	1.000	12-1	.923
Tennessee	7-1	.875	10-2	.833
S. Carolina	4-4	.500	6-5	.545
Georgia	3-5	.375	5-6	.455
Kentucky	3-5	.375	4-7	.364
Vanderbilt	0-8	.000	2-9	.181

\*SEC and Eastern Division Champion  
Florida defeated Alabama, 45-30, in the SEC Championship Game

## WESTERN DIVISION

	SEC	PCT.	ALL	PCT.
+@Alabama	6-3	.667	10-3	.769
+LSU	6-2	.750	10-2	.833
Auburn	4-4	.500	8-4	.667
Miss State	3-5	.375	5-6	.455
Arkansas	2-6	.250	4-7	.364
*Ole Miss	2-6	.250	5-6	.455

+SEC Western Division Co-Champions/  
@SEC Championship Game  
\*Not eligible for title

SCHOOL	GAMES	YDS	AVG	TD	INT	YDS/ATT	TD	RATING	
Auburn (30)	11	348	192	13	0.55	2575	7.40	19	234.09
Georgia (35)	11	360	184	16	0.51	2536	7.04	14	230.55
LSU	11	250	131	11	0.32	2077	6.31	8	188.82
Alabama	12	321	160	16	0.50	2192	6.83	15	182.67
South Carolina	11	282	139	6	0.53	1933	7.38	8	175.73
Ole Miss	11	326	183	12	0.56	1890	5.80	8	171.82
Mississippi State	11	306	140	10	0.46	1849	6.04	13	168.09
Arkansas	11	263	127	15	0.48	1572	5.98	6	142.91
Vanderbilt	11	292	122	12	0.42	1482	5.08	5	134.73
Kentucky	11	261	126	7	0.48	1288	4.97	7	118.00

## PASS EFFICIENCY DEFENSE

SCHOOL	GAMES	ATT	CMP	PCT	INT	YDS	YDS/ATT	TD	RATING
Tennessee (8)	11	285	134	0.47	14	1434	5.03	12	93.353
Auburn (9)	12	319	132	0.41	17	1956	6.13	11	93.606
Florida (12)	12	355	159	0.45	14	2070	5.83	11	96.107
S. Carolina (22)	11	306	137	0.45	11	1808	5.91	13	101.233
LSU (28)	11	306	150	0.49	10	1847	6.04	9	102.892
Vanderbilt (32)	11	313	166	0.53	11	1834	5.86	11	106.823
Auburn (39)	11	361	190	0.53	22	2631	7.29	14	114.461
Georgia (42)	11	279	212	0.76	48	2235	8.01	13	124.244
Kentucky	11	309	172	0.56	12	2222	7.19	15	124.320
Mississippi State	11	330	176	0.53	10	2429	7.36	18	127.102
Ole Miss	11	280	154	0.53	10	2299	7.98	14	129.600
Arkansas	11	336	186	0.55	11	2505	7.46	21	132.000

## SCORING OFFENSE

SCHOOL	GAMES	PTS	AVG	TD	KXP	ONP	FG	SF
Florida (1)	12	558	46.58	76	71	1	10	0
Tennessee (13)	11	389	35.36	52	47	0	10	0
Auburn (17)	11	386	33.27	47	43	1	13	1
LSU (14)	11	323	29.36	44	42	0	5	0
Alabama	12	299	24.92	38	33	0	12	0
Mississippi State	11	249	22.64	32	25	3	8	1
South Carolina	11	245	22.27	30	25	1	12	0
Georgia	11	230	20.91	29	27	1	9	0
Ole Miss	11	203	18.45	26	26	0	7	2
Arkansas	11	174	15.82	21	21	1	9	0
Kentucky	11	138	12.55	17	17	0	6	2
Vanderbilt	11	122	11.09	14	14	3	7	0

## SCORING DEFENSE

SCHOOL	GAMES	PTS	AVG	TD	KXP	ONP	FG	SF
Tennessee (6)	11	157	14.27	19	19	0	8	0
Alabama (7)	12	181	15.08	22	16	3	9	0
Florida (15)	12	201	16.75	26	20	1	7	1
LSU (22)	11	203	18.45	27	21	1	6	0
Mississippi State (32)	11	223	20.27	28	26	1	9	0
Vanderbilt (37)	11	234	21.27	28	23	1	13	1
South Carolina (40)	11	238	21.68	32	31	0	5	0
Auburn (47)	11	246	22.36	33	31	1	5	0
Georgia (48)	11	257	23.36	31	25	0	14	2
Arkansas	11	267	24.27	36	33	0	6	0
Ole Miss	11	270	24.55	34	30	1	10	2
Kentucky	11	322	29.27	42	41	1	9	0

## KICKOFF RETURNS

SCHOOL	GAMES	NO	YDS	TD	AVG
Alabama (9)	11	22	532	0	24.18
Vanderbilt (23)	12	33	737	0	22.33
Tennessee (34)	11	32	697	0	21.78
Ole Miss (43)	11	31	659	2	21.26
Florida (49)	12	28	585	0	20.90
Auburn	11	24	496	0	20.67
Kentucky	11	26	537	1	20.65

Mississippi State	11	28	572	0	20.43
LSU	11	32	631	0	19.72
Arkansas	11	36	663	0	18.42
Georgia	11	35	634	0	18.11
South Carolina	11	30	511	0	17.03

#### PUNT RETURNS

SCHOOL	GAMES	NO	YDS	TD	AVG
LSU (6)	11	25	371	1	14.88
Florida (15)	12	41	532	3	12.98
Ole Miss (19)	11	28	353	1	12.61
Tennessee (25)	11	43	520	2	12.09
Mississippi State (47)	11	30	299	0	9.97
Vanderbilt	11	34	332	1	9.76
Auburn	11	26	241	1	9.27
Kentucky	11	23	197	0	8.57
Alabama	12	32	186	0	5.81
Georgia	11	26	120	0	4.62
Arkansas	11	23	104	0	4.52
South Carolina	11	18	66	0	3.67

#### RUSHING

PLAYER TEAM	GAMES	ATT	YDS	AVG	TD	YDS/PG
1.Duce Staley, S Carolina (13)	9	218	1116	5.1	9	124
2.Kevin Faulk, LSU (15)	11	248	1282	5.2	13	116.6
3.Dennis Riddle, Alabama (45)	12	242	1079	4.5	11	89.9
4.Oscar Malone, Arkansas	11	197	814	4.1	4	74
5.Robert Edwards, Georgia	11	184	800	4.3	9	72.7
6.Jay Graham, Tennessee	11	179	797	4.5	11	72.5
7.John Avery, Ole Miss	11	181	788	4.4	5	71.6
8.Derrick Logan, Kentucky	10	199	700	3.7	5	70.0
9.Fred Taylor, Florida	9	104	629	6.0	5	69.9
10.Elijah Williams, Florida	12	106	671	6.3	4	55.9

#### PASSING (Minimum 10 passes per game played)

PLAYER TEAM	G	ATT	COMP	PCT	INT	YDS	YDS/PG	TD	RATING
1.Danny Wuerffel, Florida (2)	12	380	207	57.5	13	3625	302.1	39	170.6
2.Peyton Manning, Tennessee (7)	11	380	243	63.9	12	3287	298.8	20	147.7
3.Herb Tyler, LSU (23)	11	388	109	28.1	8	1888	171.6	7	137.2
4.Dameyane Craig, Auburn (35)	11	310	169	54.5	10	2296	208.7	16	127.3
5.Anthony Wright, S. Carolina	11	244	131	53.7	6	1850	168.2	8	123.3
6.Matt Wyatt, Mississippi State	10	130	64	49.2	3	830	83.0	7	116.0
7.Freddie Kitchens, Alabama	12	302	152	50.3	14	2124	177.0	14	115.4
8.Mike Bobo, Georgia	11	344	175	50.9	16	2440	221.8	13	113.6
9.Pete Burks, Arkansas	11	224	115	51.3	9	1390	126.4	6	104.3
10.Billy Jack Hankins, Kentucky	11	175	83	53.1	5	967	87.9	3	103.3

#### RECEIVING (By Number of Receptions; NCAA ranks by Receptions Per game)

PLAYER TEAM	G	REC	YDS	TD	YDS/PG	CTPG	AVG
1.Reidel Anthony, Florida (10)	12	72	1293	18	107.8	6.0	18.0
2.Joy Kerr, Tennessee (14)	11	68	1080	7	98.2	6.2	15.9
3.Marcus Nash, Tennessee (35)	11	53	688	3	62.5	4.8	13.0
3.Hines Ward, Georgia (42)	11	52	900	4	81.8	4.7	17.3
5.Anthony Eubanks, Arkansas (48)	11	51	809	3	73.5	4.6	15.9
6.Ike Hilliard, Florida	11	47	900	10	81.8	4.3	19.2
7.Karsten Bailey, Auburn	11	45	592	3	53.8	4.1	13.2
8.Ta' Boris Fisher, Ole Miss	10	40	417	0	41.7	4.0	10.4
9.Michael Vaughn, Alabama	12	39	702	6	58.5	3.3	18.0
10.Juan Daniels, Georgia	11	37	663	8	60.3	3.4	17.9

#### FIELD GOALS

PLAYER TEAM	G	FGA	FGM	PCT	FGPG
1.Jaret Holmes, Auburn (21)	11	20	13	0.65	1.2
2.Jeff Hall, Tennessee	11	18	10	0.56	0.9
3.Todd Latourette, Arkansas	11	14	9	0.64	0.8
3.Bart Edmiston, Florida	11	17	9	0.53	0.8
5.Brett Speakman, Vanderbilt	9	12	7	0.58	0.8
6.Brian Hazelwood, Mississippi State	11	17	8	0.47	0.7
7.Tim Montz, Ole Miss	11	14	7	0.50	0.6
8.Brian Johnson, Kentucky	10	8	5	0.63	0.5
9.Wade Richey, LSU	11	12	5	0.42	0.5
10.Courtney Leavins, South Carolina	11	8	3	0.38	0.3

#### PUNTING

PLAYER TEAM	GAME	NO	YDS	AVG
1.Bill Marinangeli, Vanderbilt (1)	11	77	3586	46.6
2.Andy Russ, Mississippi State (3)	13	53	2466	46.5
3.Hayden Stockton, Alabama (33)	12	73	3088	42.3
4.Chad Kessler, LSU (34)	11	49	2071	42.3
5.Robby Sovenson, Florida	12	35	1475	42.1
6.Jaret Holmes, Auburn (35)	11	48	2018	42.0

7.Randall Green, Ole Miss (47)	11	58	2371	40.9
8.Matt Walt, Arkansas	11	68	2777	40.3

#### PUNT RETURNS (Minimum 1 Punt Return Per Game)

PLAYER TEAM	GAME	NO	YDS	AVG	PGM	TD
1.Kevin Faulk, LSU (4)	11	24	375	15.6	2.2	1
2.Terry Fair, Tennessee (8)	11	29	400	13.8	2.6	2
3.Jacquez Green, Florida (14)	12	25	324	13.0	2.1	2
4.Ta' Boris Fisher, Ole Miss (20)	10	21	256	12.2	2.1	1
5.Jermaine Copeland, Tennessee	11	11	113	10.3	1.0	0
6.Robert Baker, Auburn (37)	11	23	230	10.0	2.1	1
7.Robert Isaac, Mississippi State (39)	11	19	189	9.9	1.5	0
8.Alvin Duke, Vanderbilt	11	33	305	9.2	3.0	1
9.Kio Sanford, Kentucky	10	16	129	8.1	1.6	0
10.Chad Goss, Alabama	12	12	83	6.9	1.0	0

#### KICKOFF RETURNS (Minimum 1 Kickoff Return Per Game)

PLAYER TEAM	GAME	NO	YDS	AVG	PGM	TD
1.John Avery, Ole Miss (7)	11	17	473	27.8	1.6	2
2.Mark Levine, Tennessee (19)	11	17	431	25.4	1.6	0
3.Corey Chavous, Vanderbilt (24)	10	16	364	22.8	1.6	0
4.Marcell West, Alabama (25)	12	16	393	24.6	1.3	0
5.Robert Isaac, Mississippi State (32)	11	20	469	23.5	1.5	0
6.Kevin Faulk, LSU (46)	11	14	313	22.4	1.3	0
7.Ronell Mealey, LSU	11	12	260	21.7	1.1	0
8.Robert Baker, Auburn	11	21	454	21.6	1.9	0
9.Dahron Moss, Arkansas	9	14	296	21.1	1.6	0
10.Damien Charley, Vanderbilt	10	14	285	20.4	1.4	0

#### INTERCEPTIONS

PLAYER TEAM	GAME	NO	YDS	TD	IPG
1.Kevin Jackson, Alabama (13)	12	7	41	1	0.6
2.Marcus Campbell, Arkansas (13)	11	5	52	0	0.5
3.Jayson Bray, Auburn (28)	9	4	41	1	0.4
3.Fred Weary, Florida (27)	12	5	117	1	0.4
5.Terry Fair, Tennessee (30)	11	4	94	0	0.4
5.Mark Roman, LSU (37)	11	4	116	1	0.4
4.Brad Ware, Auburn (37)	10	4	83	1	0.4
5.Raymond Austin, Tennessee (37)	11	4	54	1	0.4
5.Irell McGill, Mississippi State (37)	11	4	71	1	0.4
5.Conny Johnson, Georgia	11	4	26	0	0.4

#### SCORING

PLAYER TEAM	G	TD	XP	FG	PTS	PTPG	FGA	XPA
1.Reidel Anthony, Florida (14)	12	18	1	0	110	9.2	0	0
2.Bart Edmiston, Florida (28)	11	0	64	9	91	8.3	17	66
3.Kevin Faulk, LSU (33)	11	14	0	0	84	7.6	0	0
4.Jaret Holmes, Auburn (40)	11	0	43	13	82	7.5	20	45
5.Dennis Riddle, Alabama (56)	12	14	0	0	84	7.0	0	0
6.Jeff Hall, Tennessee	11	0	45	10	75	6.8	18	47
7.Jay Graham, Tennessee	11	12	0	0	72	6.6	0	0
8.Jacquez Green, Florida	12	12	0	0	72	6.0	0	0
8.Duce Staley, South Carolina	9	9	0	0	54	6.0	0	0
8.Ronell Mealey, LSU	11	11	0	0	66	6.0	0	0

#### TOTAL OFFENSE RUSHING PASSING TOTAL

PLAYER TEAM	G	CAR	NET	ATT	YDS	PLAYS	YDS	TD/PL	TDR	YDS/PG
1.Danny Wuerffel, Florida (6)	12	63	-100	360	3625	423	3525	8.3	41	293.8
2.Peyton Manning, Tennessee (8)	11	42	-131	389	3287	432	3156	7.5	23	286.9
3.Dameyane Craig, Auburn (23)	11	123	207	310	2296	433	2503	3.8	24	227.6
4.Mike Bobo, Georgia (37)	11	43	-201	344	2440	387	2239	5.8	14	203.6
5.Anthony Wright, S. Carolina	12	97	90	244	1850	341	1940	5.7	11	176.4
6.Herb Tyler, LSU	11	85	245	188	1888	273	1933	7.1	14	175.7
7.Freddie Kitchens, Alabama	11	86	-127	302	2124	388	1997	5.2	13	166.4
8.Pete Burks, Arkansas	12	92	74	224	1390	336	1464	4.6	8	133.1
9.Duce Staley, South Carolina	9	218	1116	0	0	218	1116	5.1	9	124.0
10.Kevin Faulk, LSU	11	248	1282	1	7	249	1289	5.2	14	117.2

#### ALL-PURPOSE RUNNERS

PLAYER TEAM	G	RUSH	REC	PR	KOR	YDS	YDS/PG	PLAYS	YDS/PL
1.Kevin Faulk, LSU (4)	11	1282	134	375	313	2104	191.3	296	7.1
2.Duce Staley, South Carolina (12)	9	1116	253	0	115	1484	164.9	253	5.9
3.Reidel Anthony, Florida (50)	12	27	1290	90	113	1523	126.9	91	16.7
4.John Avery, Ole Miss	11	788	99	0	473	1360	123.6	214	6.4
5.Robert Isaac, Mississippi State	11	327	172	189	469	1357	123.4	168	8.1
6.Hines Ward, Georgia	11	170	900	47	234	1351	122.8	96	14.1
7.Dennis Riddle, Alabama	12	1079	290	0	1369	114.1	276	5.0	
8.Robert Baker, Auburn	11	5	526	230	454	1215	110.5	80	13.2
9.Jacquez Green, Florida	12	21	626	324	216	1187	98.9	74	16.0
10.Ike Hilliard, Florida	11	33	900	10	144	1087	98.8	57	18.1

Year in Review

# GAME REVIEWS

## Game 1 SOUTHWESTERN LOUISIANA



Florida ..... 55  
SW Louisiana ..... 21

August 31, 1996, Ben Hill Griffin Stadium at Florida Field, Gainesville, Fla.  
Attendance: 85,075

Using a school-record four defensive touchdowns, fourth-ranked Florida defeats Southwestern Louisiana 55-21 in front of 85,075 fans - the largest opening day crowd in Florida football history.



Lawrence Wright gets the defense started, picking up a fumble and returning it 12 yards for a 14-0 second quarter Florida lead. Fred Weary adds a 64-yard fumble recovery for a touchdown later in the quarter to give the Gators a commanding 35-0 lead. After the half, it is more of the same as free safety Teako Brown bobs and weaves through a maze of would-be-tacklers for a 26-yard interception return. His play is later featured as CNN's Play of the Day. Weary adds his second score of the day - this one a 65-yard interception return in the final quarter for UF's record setting fourth defensive TD.

Overall, the Gator defense forces six turnovers, records five sacks and yields only 261 yards (just 48 rushing) in the debut of defensive coordinator Bobby Stoops, who unveils his new aggressive, attacking scheme.

Despite a less than dominating performance, the Florida offense still tallies 464 yards in total offense, including 325 yards in the air and 139 yards on the ground. Senior quarterback Danny Wuerffel, one of five Gator quarterbacks on the day, is 15-of-28 for 224 yards and a TD. Gator fans also see the debut of true freshman signal caller Doug Johnson, who completes 3-of-9 passes for 37 yards. Wide receiver Ike Hilliard is the favorite target of the day, catching seven passes for 117 yards and two TDs.

One of Southwestern Louisiana's scores comes on a 54-yard fumble recovery and another is on a 5-yard pass from Jake Delhomme to Mark Buford two plays after the Ragin' Cajuns blocked a punt.

*Fred Weary returned a fumble and an interception for touchdowns as UF scored a school-record four defensive touchdowns in the season opener against Southwestern Louisiana.*

### OTHER GAME NOTES

- Florida is now 66-24 in its 90 season-openers, including a 48-6 mark in the 54 openers played in Gainesville. UF has now won 25 of its last 26 openers held at home.
- Steve Spurrier upped his Gator season-opener record to 7-0. Since taking over at UF, Spurrier is now 36-2 at Florida Field and 44-0 vs. unranked teams.
- Danny Wuerffel becomes the all-time leader in SEC history for TDs responsible for with 83 (76 passing, 7 rushing). He entered the game tied with former Gator Shane Matthews (74 passing, 7 rushing, 1 receiving) on the SEC list with 82. Wuerffel also extends his own UF and SEC marks for career TD passes to 76.
- Ike Hilliard's 117 yards marks the fifth 100-yard receiving game of his career. His two touchdown catches gives him ratio of one touchdown catch for every 4.10 balls caught (86 catches/21 TD receptions) - the top mark in that category in school history. His 21 career TD catches is the fifth top total in SEC history.

### SCORING SUMMARY & STATISTICS

Team	1st	2nd	3rd	4th	Final
USL	0	0	14	7	21
Florida	7	28	7	13	55

#### 1st Quarter

UF: 12:34 - T. Jackson 8 yard run (Edmiston PAT) - 7 plays, 46 yards, 2:26

#### 2nd Quarter

UF: 14:40 - Wright 12 yard fumble return (Edmiston PAT)

UF: 8:51 - Hilliard 24 yard pass from Schottenheimer (Edmiston PAT) - 9 plays, 67 yards, 2:21

UF: 8:29 - Hilliard 19 yard pass from Wuerffel (Edmiston PAT) - 1 play, 19 yards, :56

UF: 6:16 - Weary 64 yard fumble return (Edmiston PAT)

#### 3rd Quarter

USL: 9:32 - Buford 2 yard pass from Delhomme (Deach PAT) - 2 plays, 5 yards, :45

UF: 7:13 - Brown 26 yard interception return (Edmiston PAT)

USL: 3:14 - Jackson 42 yard fumble return (Deach PAT)

#### 4th Quarter

USL: 14:22 - Richard 79 yard pass from Delhomme (Deach PAT) - 1 play 79 yards, :38

UF: 9:55 - Edmiston 36 yard field goal - 13 plays, 62 yards, 4:27

UF: 8:28 - Weary 65 yard interception return (Edmiston PAT)

UF: 2:03 - Edmiston 39 yard field goal - 7 plays, 16 yards, 3:25

### TEAM STATISTICS

	Florida	USL
First Downs	25	13
Rushes - Net Yards	33-138	36-48
Passing Comp. - Att. - Yds.	22-47-325	11-25-213
Total Offense	464	261
Penalties-Yards	14-117	9-86
Turnovers (Fumbles Lost/Interceptions)	2-2	2-4
Possession Time	28:34	31:26

### INDIVIDUAL STATISTICS

#### RUSHING

(Attempts-Yards-Touchdowns)

Florida: Baker 11-55-0; Wuerffel 2-30-0; T. Jackson 7-26-1; Williams 5-19-0; Evans 1-9-0; Dabose 2-9-0; Mobley 1-7-0; Schottenheimer 2-6-0; Brindise 1-(-10)-0; Johnson 1-(-12)-0.

USL: Cotton 20-82-0; Brister 6-11-0; Stokley 1-9-0; Gaillory 1-0-0; Dugas 1-0-0; Soignier 1-(-6)-0; Delhomme 7-(-48)-0.

#### PASSING (Completions-Attempts-Yards-Touchdowns-Interceptions)

Florida: Wuerffel 15-28-224-1-0; Schottenheimer 3-8-49-1-0; Johnson 3-9-37-0-2; Brindise 1-2-15-0-0.

USL: Delhomme 11-24-213-2-4; Soignier 0-1-0-0.

#### RECEIVING

(Receptions-Yards-Touchdowns)

Florida: Hilliard 7-117-2; McGriff 4-52-0; Williams 3-57-0; Anthony 3-41-0; T. Jackson 2-15-0; Mobley 1-19-0; Kinney 1-15-0; Green 1-9-0.

USL: Stokley 8-122-0; Richard 2-89-1; Buford 1-2-1.

#### LEADING TACKLERS

(Total Tackles-Sacks)

Florida: Rutledge 9-1; Lott 7-0; Kearse 6-1.

USL: Dotson 13-0; Mason 7-0; Johnson 6-0.

## Game 2 GEORGIA SOUTHERN



Florida ..... 62  
Georgia Southern ... 14

September 7, 1996, Ben Hill Griffin Stadium at Florida Field, Gainesville, Fla.  
Attendance: 84,963

A week after the Florida defense steals the spotlight, the offense responds with an outstanding effort of its own as the fourth-ranked Gators defeat Georgia Southern 62-14 in front of 84,963 faithful.

The Gators score on their first four possessions and four of the five times they touch the ball in the first half to build a 35-7 halftime lead. It is more of the same in the second half, as Florida scores the first three times it has the ball. Overall, the offense finds itself in the endzone on seven of 11 possessions en route to 658 yards in total offense, the second most total yards in the Spurrier era and the third best effort in school history. Six of the touchdowns come on the ground, the most by a UF team since 1990. UF runs for 264 yards on the day and passes for 394 yards, while playing turnover-free football.

Danny Wuerffel leads the offensive charge - completing his first 11 passes on the day and finishes 15-of-16 for 267 yards with two touchdowns. Wuerffel's 11 straight completions ties a UF single-game record (Terry Dean completed 11 straight vs. Arkansas State in 1993). Wuerffel also sets a UF single-game mark with his 93.8 completion percentage. On the day, UF quarterbacks complete 23-of-28 passes and throw to 13 different receivers. Freshman Eugene McCaslin leads all ground gainers with 116 yards on just eight carries. Sixty-three of his yards come on a fourth-quarter touchdown burst - his second TD of the day.

The UF defense scores its fifth touchdown of the young season when Cameron Davis grabs a loose-fumble and rambles 40-yards for a second-quarter touchdown. The five defensive scores establishes a school single-season record.

Georgia Southern enjoys success operating its flexbone offense. The Golden Eagles control more than 37 minutes of the game clock and rush 65 times for 311 yards and two touchdowns. The 311 yards is the most by a Gator opponent in the Spurrier era.

#### OTHER GAME NOTES

- ◆ Danny Wuerffel's two TD passes allows him to pass John Elway and move into sixth place on the NCAA career passing TD chart with 78.
- ◆ Wuerffel also moved into second place on the UF all-time yards passing chart with 7,741 - passing John Reeves and Kerwin Bell.
- ◆ Wuerffel posts a passing efficiency of 275.18, the second best single-game performance of his career and the third best in UF history. Wuerffel now owns five of the top six single-game pass efficiency ratings in school history.
- ◆ Bart Edmiston sets a UF school record with his 85th consecutive

PAT made. The old record was 82 held by Judd Davis.

- ◆ UF's 264 yards rushing is the second best single-game effort in the Spurrier era.

#### SCORING SUMMARY & STATISTICS

Team	1st	2nd	3rd	4th	Final
GSU	7	0	7	0	14
Florida	14	21	20	7	62

#### 1st Quarter

UF: 12:09 - Anthony 32-yard pass from Wuerffel (Edmiston PAT) - 3 plays, 54 yards, :51

GSU: 4:45 - Russell 5-yard run (Stalnaker PAT) - 14 plays, 80 yards, 7:24

UF: 2:26 - T. Jackson 8-yard run (Edmiston PAT) - 8 plays, 74 yards, 2:19

#### 2nd Quarter

UF: 10:38 - T. Jackson 12-yard run (Edmiston PAT) - 8 plays, 77 yards, 2:26

UF: 9:57 - C. Davis 40-yard fumble recovery (Edmiston PAT)

UF: 4:52 - E. Williams 1-yard run (Edmiston PAT) - 7 plays, 90 yards, 2:43

#### 3rd Quarter

UF: 13:26 - Green 28-yard pass from Wuerffel (Edmiston PAT) - 4 plays, 53 yards, 1:34

GSU: 7:02 - Cunningham 6-yard run (Stalnaker PAT) - 13 plays, 62 yards, 6:24

UF: 5:17 - McCaslin 2-yard run (Edmiston PAT) - 6 plays, 68 yards, 1:45

UF: 0:01 - Shottenheimer 1-yard run (Cooper missed PAT) - 8 plays, 72 yards, 3:24

#### 4th Quarter

UF: 2:46 - McCaslin 63-yard run (Cooper PAT) - 3 plays, 68 yards, :50

#### TEAM STATISTICS

	Florida	GSU
First Downs	29	22
Rushes - Net Yards	33-264	65-311
Passing Comp. - Att. - Yds.	23-28-384	7-10-60
Total Offense	658	371
Penalties-Yards	7-59	5-30
Turnovers (Fumbles Lost/Interceptions)	0-0	2-0
Possession Time	22:24	37:36

#### INDIVIDUAL STATISTICS

##### RUSHING

##### (Attempts-Yards-Touchdowns)

Florida: McCaslin 8-116-2; Williams 9-75-1; T. Jackson 4-60-2; Baker 5-25-0; Schottenheimer 2-2-1; Johnson 1-1-0; Wuerffel 4-(15)-0

GSU: Russell 15-64-1; Cunningham 7-60-1; Hill 6-36-0; Small 11-36-0; Joyner 9-35-0; Stevenson 3-34-0; Robinson 12-20; Sullivan 2-6-0.

##### PASSING (Completions-Attempts-Yards-Touchdowns-Interceptions)

Florida: Wuerffel 15-16-267-2-0; Schottenheimer 5-5-90-0-0; Johnson 3-7-37-0-0.

GSU: Robinson 7-7-60-0-0; Hill 0-3-0-0.

##### RECEIVING

##### (Receptions-Yards-Touchdowns)

Florida: Hilliard 4-72-0; McGriff 3-28-0; Green 3-61-1; Williams 3-58-0; Anthony 2-62-1; Richardson 1-34-0; Allen 1-27-0; McCaslin 1-16-0; Kinsey 1-15-0; Ross 1-11-0; Dean 1-5-0; Nabari 1-5-0; T. Jackson 1-0-0.

GSU: Bing 4-46-0; Stevenson 2-6-0; Garland 1-8-0.

##### LEADING TACKLERS

##### (Total Tackles-Sacks)

Florida: Bates 14-0; Rutledge 12-1; Kears 9-0-5.

GSU: Taylor 11-1; Harvey 9-0; Thigpen 7-0.

## Game 3 TENNESSEE



Florida ..... 35  
Tennessee ..... 29

September 21, 1996, Neyland Stadium Knoxville, Tenn.  
Attendance: 107,608

With another opportunistic defensive effort and timely offensive execution the fourth-ranked Gators defeat No. 2 Tennessee 35-29 in front of the NCAA-record on-campus crowd of 107,608 and a nationally televised CBS audience. The victory, coupled with an upset loss by top-ranked Nebraska to Arizona State, vaults the Gators to the nation's top ranking.

The blitzing, attacking UF defense forces six turnovers (four interceptions and two fumbles) leading to 21 points, while Danny Wuerffel's four TD tosses in the first half highlight the win.

The Gator offense silences the record crowd early with an 80-yard touchdown drive the first time they touch the ball. The scoring play comes on a fourth-and-11 play from the Tennessee 35 as Danny Wuerffel connects with a streaking Reidel Anthony. The UF defense then sets the tone for the day, with Teako Brown picking off a Peyton Manning pass on the Vols' first series to set up Florida's next score. Another UF interception by Tennessee native James Bates leads to a score and a 27-yard fumble recovery return for a touchdown by Anthonie Lott has the Gators up 35-0 in the first 20 minutes of the game. Lott's touchdown is the sixth for the Gator defense just three games into the early season.

Tennessee gets on the board for the first time on a 72-yard pass play from Manning to Peerless Price and has two more chances to get momentum and the crowd back on their side before intermission. The UF defense responds, however, and forces Manning to go 0-for-8 with two interceptions in the final two drives of the first half.

UF's four interceptions of Manning in the first half is as many as the Vol quarterback threw during the entire 1995 season. Meanwhile, the Tennessee ground game manages just three rushing yards in the first half. Overall, the UF defense is credited with 38 "Big Plays" (four interceptions, eight pass deflections, two forced fumbles and recoveries with five TFL and 17 QB hurries) on the day.

Tennessee closes the gap to 35-22 on a fourth-quarter touchdown. With just over eight minutes left in the contest and the Vols within two touchdowns of taking the lead, the UF offense answers with a 13-play drive that eats up 6:11 of the game clock to all but end Tennessee's comeback bid. The drive features another fourth-down conversion, the Gators fourth straight of the game, before another fails at the Vol 24-yard line. Tennessee manages a score with just 10 seconds left in the game to provide the 35-29 final.

#### OTHER GAME NOTES

- ◆ The win is the first ever for UF vs. a No. 1 or No. 2 ranked team.
- ◆ The win is the 14th consecutive SEC victory for UF and the Gators improve to 26-2 in its last 28 league contests. Spurrier is now 45-6 in conference play.
- ◆ UF is now 20-1 vs. SEC Eastern Divisional foes since divisional play began in 1992, including a current streak of 19 straight versus the East.
- ◆ Florida has now defeated Tennessee four straight times and nine of the last 11 meetings between the two schools.
- ◆ The UF defense allows just nine net yards rushing, the eighth best single-game effort in UF history.
- ◆ Sophomore Robby Stevenson has seven punts for 306 yards (43.7 avg.) with a long of 58 yards and earns a game ball for his efforts.
- ◆ UF's 304 yards in total offense (155 passing, 149 rushing) is the third lowest output in the Spurrier era.
- ◆ Manning's 497 yards passing is the most ever by an opponent QB vs. UF.

Year in Review

## SCORING SUMMARY & STATISTICS

Team	1st	2nd	3rd	4th	Final
Florida	14	21	0	0	35
Tennessee	0	6	10	13	29

### 1st Quarter

UF: 12:00 - Anthony 35-yard pass from Wuerffel (Edmiston PAT) - 7 plays, 80 yards, 3:00

UF: 10:34 - T. Jackson 10-yard pass from Wuerffel (Edmiston PAT) - 1 play, 10 yards, :05

### 2nd Quarter

UF: 11:57 - Hilliard 5-yard pass from Wuerffel (Edmiston PAT) - 9 plays, 60 yards, 3:32

UF: 11:03 - Green 15-yard pass from Wuerffel (Edmiston PAT) - 1 play, 30 yards, :12

UF: 10:06 - Lott 27-yard fumble recovery (Edmiston PAT)

UF: 9:47 - Price 72-yard pass from Manning (Pass failed) - 1 play, 72 yards, :19

### 3rd Quarter

UF: 11:14 - Hall 46-yard field goal - 10 plays, 42 yards, 3:46

UF: 2:21 - Lane 3-yard pass from Manning (Hall PAT) - 7 plays, 72 yards, 2:48

### 4th Quarter

UF: 8:01 - Lane 3-yard pass from Manning (Pass failed) - 10 plays, 64 yards, 8:01

UF: 0:10 - McCullough 4-yard pass from Manning (Hall PAT) - 10 plays, 76 yards, 1:40

## TEAM STATISTICS

	Florida	Tennessee
First Downs	18	26
Rushes - Net Yards	48-148	18-9
Passing Comp. - Att. - Yds.	11-22-155	37-65-492
Total Offense	304	501
Penalties-Yards	12-92	4-46
Turnovers (Fumbles Lost/Interceptions)	1-0	2-4
Possession Time	32:58	27:02

## INDIVIDUAL STATISTICS

### RUSHING

(Attempts-Yards-Touchdowns)

Florida: T. Jackson 22-86-0; Williams 17-74-0; Anthony 1-3-0; Evans 1-2-0; Wuerffel 7-(-18)-0-2  
Tenn: Graham 12-31-0; Copeland 1-(-5)-0; Manning (6-(-17)-0.

PASSING (Completions-Attempts-Yards-Touchdowns-Interceptions)

Florida: Wuerffel 11-22-155-4-0.  
Tenn: Manning 37-65-492-4-4.

### RECEIVING

(Receptions-Yards-Touchdowns)

Florida: Anthony 5-81-1; Hilliard 2-14-1; Green 2-36-1; Jackson 2-24-1.  
Tenn: Kent 7-107-0; Price 7-161-1; McCullough 6-88-2; Copeland 5-64-0; Graham 4-18-0; Nash 3-29-0; Lane 2-5-1; Tyler 2-17-0; Levine 1-3-0.

### LEADING TACKLERS

(Total Tackles-Sacks)

Florida: Bates 11-0; Lott 11-0; Rutledge 11-0.  
Tenn: Little 7-1; Gaines 7-0; Austin 6-0.

## Game 4 KENTUCKY



Florida ..... 65  
Kentucky ..... 0

September 28, 1996, Ben Hill Griffin Stadium at Florida Field, Gainesville, Fla.  
Attendance: 85,422

A ferocious Florida defense turns in a dominating performance and the special teams dazzles a crowd of 85,422 and a CBS regional television audience as the top-ranked Gators man-handle Kentucky 65-0 for the biggest SEC shutout win in school history.


The Gator defense holds Kentucky to just 67 yards in total offense, the lowest total ever by a UF SEC opponent and just a yard short of tying the school record of 66 set vs. Tulane in 1961. The Wildcats are held to three downs and a punt on their first seven possessions and move the yardsticks for their initial first down with 3:19 remaining in the first half. Overall, the Gator defense allows just five first downs on the day - again the lowest total by an SEC team vs. UF and just short of

the school record of four set vs. Miami in 1974.

Kentucky is also shutout on third-down conversions (0-for-16) and is forced to punt 13 times. Sophomore Jacquze Green returns two punts for a touchdown to establish a UF record and tie SEC and NCAA records. Green's first return - a 66-yarder - is the first punt return for a touchdown by a UF player since Ricky Nattiel's 67-yarder vs. Mississippi State in 1984. Less than three minutes later on the game clock, Green tacks on a 79-yarder for a touchdown. Green becomes the fifth player in SEC history to have two punt returns for a TD in a game and the first since 1974.

Green's efforts highlight 272 yards in punt returns for UF on the day, as the Gators establish a SEC and UF single-game record for most punt return yards in a game.

For the fourth straight time this year, Danny Wuerffel directs the Gator offense for a TD on its first drive of the game and the Gators score seven of the nine times they touch the ball in the first half. Wuerffel sets a school record with 121 consecutive passes without an interception before an errant second-quarter toss is picked off by UK's Kiyo Wilson. The senior QB finishes the day 21-of-31 for 279 yards and three TDs. His three TDs give him 85 for his career and moves him ahead of BYU's Jim McMahon into fourth place on the NCAA all-time list.



Jacquze Green tied a NCAA single-game record as he returned two punts for touchdowns in the Gators' win over Kentucky.

One of 12 UF receivers to catch a ball, Reidel Anthony is the featured receiver of the day with seven catches for 126 yards and two TDs.

## OTHER GAME NOTES

- UF wins its 17th consecutive regular season games and is now 21-0-1 in regular-season games since mid-season of 1994.
- UF won for the 10th straight time vs. Kentucky and for the 16th time in the last 17 meetings between the two schools.
- UF won its 15th straight SEC game and its 20th straight vs. SEC Eastern Division foes since the league began divisional play in 1992.
- UF is now 20-1 vs. SEC Eastern Division foes since divisional play began in 1992, including a current streak of 19 straight versus the East.
- Ike Hilliard catches a TD pass - the 23rd of his career to move into fourth place on the SEC and UF all-time chart.
- The Florida defense forces one turnover that leads to a field goal, giving the Gators 15 forced turnovers resulting in 66 points on the year.
- Matt Teague kicks off 11 times, with nine going into the endzone and eight for touchbacks.

## SCORING SUMMARY & STATISTICS

Team	1st	2nd	3rd	4th	Final
Kentucky	0	0	0	0	0
Florida	20	21	17	7	65

### 1st Quarter

UF: 13:57 - Hilliard 34-yard pass from Wuerffel (Edmiston PAT) - 3 plays, 78 yards, 1:03

UF: 11:05 - Edmiston 39-yard field goal - 4 plays, 4 yards, 1:27

UF: 4:24 - Anthony 13-yard pass from Wuerffel (Edmiston PAT) - 3 plays, 39 yards, :50

UF: 0:10 - Edmiston 27-yard field goal - 8 plays, 54 yards, 2:16

### 2nd Quarter

UF: 10:54 - Anthony 17-yard pass from Wuerffel (Edmiston PAT) - 7 plays, 43 yards, 3:11

UF: 7:33 - Taylor 21-yard run (Edmiston PAT) - 4 plays, 44 yards, 1:44

UF: 0:00 - Williams 1-yard run (Edmiston PAT) - 8 plays, 62 yards, 1:44

### 3rd Quarter

UF: 12:17 - Green 66-yard punt return

UF: 9:17 - Green 79-yard punt return

UF: 3:13 - Edmiston 34-yard field goal - 8 plays, 18 yards, 3:50

### 4th Quarter

UF: 9:56 - Richardson 19-yard pass from Johnson (Cooper PAT) - 7 plays, 61 yards, 3:09

## TEAM STATISTICS

	Florida	Kentucky
First Downs	27	5
Rushes - Net Yards	29-146	35-24
Passing Comp. - Att. Yds.	28-43-343	9-23-43
Total Offense	489	67
Penalties-Yards	7-82	7-65
Turnovers (Fumbles Lost/Interceptions)	0-2	0-1
Possession Time	27:37	32:23

## INDIVIDUAL STATISTICS

### RUSHING

#### (Attempts-Yards-Touchdowns)

Florida: T. Jackson 7-46-0; Taylor 6-45-1; Williams 4-29-1; McCaslin 8-15-0; Hilliard 1-13-0; Schottenheimer 1-2-0; Richardson 1-0-0; Wuerffel 1-(-4)-0.  
 Kentucky: McLaurin 13-34-0; Logan 7-8-0; Dales 5-6-0; White 2-2-0; Couch 5-(-4)-0; Haskins 3-(-22)-0.

### PASSING (Completions-Attempts-Yards-Touchdowns-Interceptions)

Florida: Wuerffel 21-31-279-3-1; Schottenheimer 3-6-21-0-0; Johnson 3-5-41-1-1; Brindise 1-1-2-0-0.  
 Kentucky: Couch 6-18-13-0-1; Haskins 3-5-30-0.

### RECEIVING

#### (Receptions-Yards-Touchdowns)

Florida: Anthony 5-126-2; Green 4-46-0; Hilliard 3-63-1; Richardson 3-26-1; Taylor 3-19-0; McGriff 2-24-0; Mobley 1-11-0; Dubose 1-9-0; Allen 1-7-0; McCaslin 1-5-0; Schiralli 1-2-0.  
 Kentucky: McCord 3-32-0; Simms 1-9-0; Spencer 1-5-0; Masten 1-5-0; Curtis 1-1-0; Dales 1-1-0; McLaurin 1-(-10)-0.

### LEADING TACKLERS

#### (Total Tackles-Sacks)

Florida: Bates 6-0; Kearse 5-0; Rutledge 3-0.  
 Kentucky: Hiles 8-0; Wilson 6-0; Boyd 6-0.

The Gator lead is just 14-7 at the half, but the UF defense allows just three Arkansas first-downs the rest of the way and Wuerffel throws three of his four TD passes after intermission to highlight a 28-0 second-half run by the Gators.

Wuerffel completes 23-of-39 passes for his 462 yards to surpass the mark held by Eric Kresser, who threw for 458 vs. Northern Illinois in 1995. His four TD passes moves him into third place on the NCAA all-time list with 89 (trails only Ty Detmer at 121 and David Klingler at 91). Wuerffel's 462 yards, the third-400 yard passing game of his career, is also the most ever against an Arkansas team.

Wuerffel's favorite receiver is Beidel Anthony, who sets career highs in receptions (nine), yards (189) and touchdowns (three). Anthony's 189 yards receiving is the fourth-best single-game total in UF history and the second-best versus an SEC opponent.

Wuerffel and Anthony book-up on the second play of the game for a 56-yard touchdown play as UF scores on its opening drive for the fifth straight game. The Gators add another touchdown in the first quarter on a 1-yard run by Terry Jackson for an early 14-0 lead but Arkansas cuts the deficit in half on a 1-yard TD run by quarterback Pete Burks. That, combined with the Gators running only 13 plays for 44 yards in the second quarter, keeps the game close.

On the opening series of the second half safety Chris Atkins picks off a Wuerffel pass to give the Hogs the ball on the Florida 22 with a chance to tie the game. The UF defense holds and Arkansas place-kicker Todd Latourette misses a 30-yard field goal to give the ball and momentum back to the Gators. UF outgains Arkansas 242 yards to 46 in the third quarter.

*Danny Wuerffel threw for a school-record 462 yards in Florida's win at Arkansas.*

## OTHER GAME NOTES

- ◆ Florida's 462 yards passing as a team is the most ever vs. an SEC foe.
- ◆ Florida's 35-point margin of victory is the largest against an Arkansas team in Fayetteville since 1931.
- ◆ UF wins its 18th consecutive regular season games and is now 22-0-1 in regular-season games since mid-season of 1994.
- ◆ The Gators have now won 15 straight SEC games away from Florida Field.
- ◆ The Gators have now outscored opponents 160-20 in the first half this season and have yet to trail in a game.
- ◆ Florida is now 47-0 vs. unranked opponents under Spurrier.
- ◆ The Gator defense forces its 16th turnover of the year, leading to 73 points (42 directly and 31 indirectly).
- ◆ Wuerffel moves into sole possession of second place on UF's all-time 200-yard passing games chart with his 24th (John Reeves had 23). Wuerffel also throws for 300 yards for the 10th time in his career.
- ◆ Wuerffel becomes the first Gator QB to throw for 400 yards in a game three times.



- ◆ Matt Teague kicks off seven times, with all seven going into the endzone and four for touchbacks.

## SCORING SUMMARY & STATISTICS

Team	1st	2nd	3rd	4th	Final
Florida	14	0	14	14	42
Arkansas	0	7	0	0	7

### 1st Quarter

UF: 10:55 - Anthony 56-yard pass from Wuerffel (Edmiston PAT) - 2 plays, 68 yards, 0:23

UF: 0:39 - T. Jackson 1-yard run (Edmiston PAT) - 6 plays, 77 yards, 1:54

### 2nd Quarter

ARK: 5:07 - Burks 1-yard run (Latourette PAT) - 7 plays, 40 yards, 1:06

### 3rd Quarter

UF: 10:03 - Anthony 23-yard pass from Wuerffel (Edmiston PAT) - 7 plays, 80 yards, 1:06

UF: 5:34 - Anthony 6-yard pass from Wuerffel (Edmiston PAT) - 3 plays, 50 yards, 0:37

### 4th Quarter

UF: 14:55 - Hilliard 7-yard pass from Wuerffel (Edmiston PAT) - 9 plays, 57 yards, 4:00

UF: 8:52 - McCaslin 18-yard run (Edmiston PAT) - 2 plays, 37 yards, 0:23

## TEAM STATISTICS

	Florida	Arkansas
First Downs	22	13
Rushes - Net Yards	29-87	50-127
Passing Comp. - Att. Yds.	23-49-462	9-19-131
Total Offense	549	258
Penalties-Yards	6-60	8-63
Turnovers (Fumbles Lost/Interceptions)	0-1	1-0
Possession Time	25:32	34:28

## INDIVIDUAL STATISTICS

### RUSHING

#### (Attempts-Yards-Touchdowns)

Florida: McCaslin 5-35-1; Williams 6-28-0; Taylor 7-16-0; T. Jackson 4-8-1; Wuerffel 4-4-0; Anthony 1-1-0; Schottenheimer 1-(-2)-0; Green 1-(-3)-0.  
 Arkansas: Chukwura 21-83-0; Malone 15-31-0; Burks 9-19-1; Cornelius 1-1-0; Stoerner 4-(-7)-0.

### PASSING (Completions-Attempts-Yards-Touchdowns-Interceptions)

Florida: Wuerffel 23-39-462-4-1; T. Jackson 0-1-0-0-0.  
 Arkansas: Burks 9-17-131-0-0; Stoerner 0-2-0-0-0.

### RECEIVING

#### (Receptions-Yards-Touchdowns)

Florida: Anthony 9-189-3; Hilliard 5-106-1; Green 2-62-0; Williams 2-25-0; Allen 1-32-0; McCaslin 1-19-0; Kinney 1-10-0; Mobley 1-9-0; McGriff 1-8-0.  
 Arkansas: Eubanks 6-111-0; Smith 1-13-0; Cornelius 1-6-0; Davenport 1-3-0.

### LEADING TACKLERS

#### (Total Tackles-Sacks)

Florida: Bates 16-0; Rutledge 13-0; Showers 8-0.  
 Arkansas: Smith 5-0; Sanders 5-0; McLain 4-0.

## Game 5 ARKANSAS



Florida ..... 42  
 Arkansas ..... 7

October 5, 1996, Razorback Stadium, Fayetteville, Arkansas  
 Attendance: 52,318

Danny Wuerffel throws for a school-record 462 yards and the Florida defense dominates the second half as the top-ranked Gators defeat Arkansas 42-7 in the first regular-season meeting between the two schools. Florida wins its 16th straight SEC game and improves to 5-0 for the fourth year in a row.

Year in Review

## Game 6 LOUISIANA STATE



Florida ..... 56  
Louisiana State .... 13

October 12, 1996, Ben Hill Griffin Stadium at Florida Field, Gainesville, Fla.  
Attendance: 85,567

Playing what Steve Spurrier calls one of Florida's most complete games in his seven years at UF, the top-ranked Gators defeat No. 11 LSU 56-13 in front of a homecoming record crowd of 85,567 and a CBS national television audience. UF is now off to a 6-0 start for the fifth time in school history and the second under Spurrier.

The Gators get a school-record 36 first downs on the day en route to 635 yards in total offense, the most ever for Florida versus an SEC team and the fifth best offensive total overall in UF history. The outburst is balanced with 305 yards on the ground (the most in the Spurrier era) and 327 yards through the air. For the first time in school history two players rush for over 100 yards and two players catch more than 100 yards in passes in the same game. Elijah Williams has 109 yards on 13 carries, while Fred Taylor adds 107 yards on 16 carries to mark the first time since 1984 two UF backs go over the century mark in the same game. Ike Hilliard has eight catches for 145 yards and two TDs, while Reidel Anthony has seven catches for an even 100 yards and a TD to pull off the first time feat.

Meanwhile, the Gator defense is outstanding, allowing LSU just 28 yards rushing on the day. The Tiger ground game was ranked tops in the SEC and eighth nationally with 279.5 yards a game entering the contest. The swarming, attacking defense forces two turnovers resulting in two scores, boosting UF's season turnover total to 18 turnovers leading to 87 points. UF notches eight sacks on the day and holds LSU to just 4-of-14 on third-down

conversions after LSU enters the contest with a the SEC's second-best percentage at 47%. The Gators have now allowed opponents to convert just 7-of-47 third downs over the last three games (.149).

For the sixth straight game UF scores on its first possession of the game and builds an early 14-0 first-quarter lead before LSU closes the gap to 14-6. UF reels off 28 points in the second quarter to build a comfortable 42-6 halftime edge. UF gets 379 yards in total offense in the first half after LSU enters the game surrendering just 281.3 yard per game and comes after the Tigers held UF to a season-low 321 yards in the 1995 meeting.

Danny Wuerffel completes 17-of-25 passes for 277 yards with three touchdowns and throws just his third interception of the year. Wuerffel's three TDs moves him into second place on the NCAA all-time career passing chart with 92 (passing Houston's David Klinger).

### OTHER GAME NOTES

- ◆ UF wins its 19th consecutive regular season games and is now 23-0-1 in regular-season games since mid-season of 1994.
- ◆ UF wins its 17th straight SEC game and its 29th conference contest in its last 31 tries.
- ◆ UF is now 22-1 vs. SEC foes at "The Swamp" since 1990 and has won eight straight league games at home.
- ◆ Florida wins for the ninth straight time vs. LSU and improves to 51-19-3 in Homecoming Games,

including 24 of the last 26 and 16 of the last 17.

- ◆ Bart Edmiston establishes school record for career PATs attempted (138) and made (136).
- ◆ LSU enters the game yielding only 23 total points in the first half in its first four games and UF scores 42; points in the opening 30 minutes of the game. Florida's 635 yards in total offense is the second most LSU has ever given up to an SEC team.
- ◆ Ike Hilliard's two TD catches brings his career total to 26, third best in SEC and UF history.

### SCORING SUMMARY & STATISTICS

Team	1st	2nd	3rd	4th	Final
LSU	0	6	0	7	13
Florida	14	28	0	14	56

#### 1st Quarter

UF: 12:50 - Anthony 13-yard pass from Wuerffel (Edmiston PAT) - 6 plays, 65 yards, 2:02

UF: 4:29 - Wuerffel 1-yard run (Edmiston PAT) - 8 plays, 53 yards, 1:36

#### 2nd Quarter

LSU: 13:34 - Foster 8-yard pass from Tyler (PAT blocked) - 12 plays, 80 yards 5:55

UF: 11:40 - T. Jackson 2-yard run (Edmiston PAT) - 6 plays, 80 yards, 1:54

UF: 8:26 - Green 7-yard run (Edmiston PAT) - 7 plays, 93 yards, 2:42

UF: 7:27 - Hilliard 25-yard pass from Wuerffel (Edmiston PAT) - 1 play, 25 yards, :06

UF: 3:27 - Williams 45-yard run (Edmiston PAT) - 3 plays, 58 yards, 1:02

#### 4th Quarter

UF: 14:36 - Hilliard 8-yard pass from Wuerffel (Edmiston PAT) - 10 plays, 75 yards, 4:43

LSU: 10:58 - Mealey 2-yard run (Richey PAT) - 10 plays, 70 yards, 3:38

UF: 6:13 - McCaslin 5-yard run (Edmiston PAT) - 9 plays, 63 yards, 4:45

### TEAM STATISTICS

	Florida	LSU
First Downs	36	15
Rushes - Net Yards	52-308	33-28
Passing Comp. - Att. - Yds.	19-28-327	17-30-275
Total Offense	635	303
Penalties-Yards	4-39	13-87
Turnovers (Fumbles)		
Lost/Interceptions	0-1	1-1
Possession Time	31:36	28:24

### INDIVIDUAL STATISTICS

#### RUSHING

(Attempts-Yards-Touchdowns)

Florida: Williams 13-109-1; Taylor 16-107-1; McCaslin 12-57-1; Hilliard 1-13-0; Wuerffel 5-11-1; Green 1-7-1; T. Jackson 3-3-0; Johnson 1-1-0. LSU: Mealey 8-30-0; Faulk 13-26-0; Tyler 12-(1-28)-0.

(Receptions-Attempts-Yards-Touchdowns-Interceptions)

Florida: Wuerffel 17-25-277-3-1; Schottenheimer 1-1-23-0-0; Johnson 1-1-27-0.

LSU: Tyler 14-24-215-1-1; Sparacino 3-6-60-0-0.

#### RECEIVING

(Receptions-Yards-Touchdowns)

Florida: Hilliard 8-145-2; Anthony 7-100-1; T. Jackson 2-32-0; Ross 1-23-0; Karim 1-27-0.

LSU: Frazier 6-79-0; Faulk 3-42-0; Bates 2-52-0; LaFleur 2-29-0; Beard 1-30-0; Savoie 1-27-0; Mealey 1-8-1; Foster 1-8-0.

#### LEADING TACKLERS

(Total Tackles-Sacks)

Florida: Bates 12-1; Rutledge 9-0; Wright 8-1.5.

LSU: R. Hill 10-0; Walker 8-0; G. Hill 8-0.

## Game 7 AUBURN



Florida ..... 51  
Auburn ..... 10

October 19, 1996, Ben Hill Griffin Stadium at Florida Field, Gainesville, Fla.  
Attendance: 85,697

Florida continues to flex its number one muscles - this time to the tune of a 51-10 defeat of No. 16



*Elijah Williams led a Gator running attack against LSU that saw two UF backs (Williams and Fred Taylor) go over 100 yards in the same game for the first time since 1984. The duo repeated the performance with 100-yard games the following week versus Auburn.*

Auburn in front of 85,697 fans and a CBS national television audience. UF is now off to a 7-0 start for the fifth time in school history and has outscored its three ranked opponents (Tennessee, LSU and Auburn), 142-52.

The Florida defense shuts down an Auburn attack that entered the game averaging 411.8 yards and 38 points a contest. The Tigers manage just three yards in total offense in the fourth quarter and 40 in the second half to total just 173 yards on the afternoon. The passing attack, which threw for a school record 394 yards a week earlier vs. Mississippi State and was averaging 264.8 yards a game, totals 82 yards and completes just seven of 28 passes. UF records seven sacks and picks off two passes - one by Demetric Jackson and one by Anthonie Lott. Auburn also entered the contest with a league-best 51% conversion rate on third down, but converts just 4-of-18 opportunities (22%) vs. the Gators.

A week after setting a school-record with 36 first downs vs. LSU, the Gator offense is again in high gear, racking up 625 yards in total offense, the most ever vs. an Auburn team. Florida records 32 first downs and the Tigers give up 50 or more points for the first time since 1948. The Gators gain 279 yards on the ground and 346 in the air. The running game features two 100-yard rushers for the second consecutive week, as Elijah Williams runs for 116 yards and a TD, while Fred Taylor carries the ball 14 times for 110 yards. That same duo had 100-yard rushing performances last week vs. LSU, the first time two UF backs had 100-yard games in the same contest since 1984.

Danny Wuerffel finishes the day 17-of-30 for 346 yards with three touchdowns and one interception and earns SEC Player-of-the-Week for his efforts. Most of the damage comes early, as Wuerffel attempts just two passes in the fourth quarter - one is an 18-yard touchdown to Ike Hilliard. Hilliard finishes the day with six catches for 156 yards, his third consecutive 100-yard receiving game. Reidel Anthony has his three-game consecutive 100 yard receiving streak snapped, as he catches four passes for 91 yards and two TDs. Anthony's first TD comes on the Gators' initial drive of the game, marking the seventh straight game UF has scored on its first drive of the game. Anthony has scored five of those seven first drive touchdowns.

Florida then finds itself in a tie game for the first time since the Georgia Southern game and the second time all year after Auburn's Markeith Cooper scores on a seven-

yard run with 3:52 left in the first quarter. Florida responds with touchdowns on its next two possessions, while the defense allows more than one first down on just two of Auburn's final 11 possessions.

#### OTHER GAME NOTES

- ◆ UF wins its 20th consecutive regular season game and is now 24-0-1 in regular-season games since mid-season of 1994.
- ◆ UF wins its 18th straight SEC game and its 30th conference contest in its last 32 tries.
- ◆ UF is now 23-1 vs. SEC foes at "The Swamp" since 1990 and has won nine straight league games at home.
- ◆ Reidel Anthony catches a TD pass in his sixth consecutive game.
- ◆ Wuerffel registers his 11th career 300-yard passing game, his 26th 200-yard passing game and throws for three TDs after Auburn entered the game allowing just five all year.
- ◆ Bart Edmiston has his school record streak of 114 consecutive PATs snapped with a miss in the third quarter (last miss was vs. Arkansas State in 1993).
- ◆ The crowd of 85,697 is the second largest ever at Florida Field.
- ◆ UF's 41-point victory margin ties the largest margin in the 73 games of the series (48-7 UF win in 1990).

#### SCORING SUMMARY & STATISTICS

Team	1st	2nd	3rd	4th	Final
Auburn	7	3	0	0	10
Florida	7	14	16	14	51

##### 1st Quarter

UF: 11:00 - Anthony 25-yard pass from Wuerffel (Edmiston PAT) - 7 plays, 60 yards, 2:15

AU: 3:52 - Cooper 7-yard run (Holmes PAT) - 7 plays, 45 yards, 2:10

##### 2nd Quarter

UF: 14:58 - Wuerffel 1-yard run (Edmiston PAT) - 9 plays, 92 yards, 3:54

UF: 11:00 - T. Jackson 1-yard run (Edmiston PAT) - 7 plays, 80 yards, 2:21

AU: 3:17 - Holmes 41-yard field goal - 11 plays, 55 yards, 4:48

##### 3rd Quarter

UF: 11:58 - Edmiston 25-yard field goal - 10 plays, 72 yards, 3:02

UF: 9:18 - Anthony 8-yard pass from Wuerffel (Edmiston missed PAT) - 8 plays, 63 yards, 2:05

UF: 7:26 - Williams 14-yard run (Edmiston PAT) - 2 plays, 48 yards, 0:15

##### 4th Quarter

UF: 8:42 - Hilliard 18-yard pass from Wuerffel (Edmiston PAT) - 12 plays, 89 yards, 6:18

UF: 5:16 - T. Jackson 10-yard run (Edmiston PAT) - 3 plays, 39 yards, 1:16

#### TEAM STATISTICS

	Florida	Auburn
First Downs	32	15
Rushes - Net Yards	47-279	39-91
Passing Comp. - Att. - Yds.	17-32-346	7-29-82
Total Offense	625	173
Penalties-Yards	12-92	6-43
Turnovers (Fumbles Lost/Interceptions)	2-1	6-43
Possession Time	30:21	29:39

#### INDIVIDUAL STATISTICS

##### RUSHING

###### (Attempts-Yards-Touchdowns)

Florida: Williams 16-116-1; Taylor 14-110-0; T. Jackson 9-25-2; Anthony 1-21-0; McCain 2-13-0; Hilliard 1-4-0; Wuerffel 4-(-10)-1.

Auburn: R. Williams 12-53-0; Cooper 6-53-1; Hines-Tucker 4-10-0; McLeod 1-4-0; Pennington 2-3-0; Craig 14-(-32)-0.

##### PASSING (Completions-Attempts-Yards-Touchdowns-Interceptions)

Florida: Wuerffel 17-30-346-3-1; Johnson 0-2-0-0.

Auburn: Craig 7-29-82-0-2; Cooley 1-0-0-0.

##### RECEIVING

###### (Receptions-Yards-Touchdowns)

Florida: Hilliard 6-156-1; Anthony 4-91-2; Green 4-71-0; McGriff 2-16-0; Mobley 1-12-0.

Auburn: Bailey 2-13-0; Cooper 1-22-0;

Goodson 1-20-0; Baker 1-17-0; Gosha 1-8-0; R. Williams 1-2-0.

##### LEADING TACKLERS

###### (Total Tackles-Sacks)

Florida: Rutledge 11-0; Bates 9-0;

Showers 6-0.

Auburn: Ware 10-0; Spikes 10-0; Bray 8-0.

## Game 8 GEORGIA



Florida ..... 47  
Georgia ..... 7

November 2, 1996, Jacksonville Municipal Stadium, Jacksonville, Fla.  
Attendance: 84,103

After a two-game absence from the city of Jacksonville, Florida posts a 47-7 victory over Georgia before 84,103 fans at Jacksonville Municipal Stadium, the largest crowd in Jacksonville for this series. Florida moves to 8-0 for the third time in

school history, joining the 1928 and 1995 teams and improves to 6-0 in league action for the third time in school history (1991 and 1995). The 40-point margin of victory is the largest for Florida in the 73 meetings between the two schools and the win is Florida's seventh consecutive vs. the Bulldogs, tying the all-time series record for most consecutive wins by a school in the rivalry (Georgia also won seven straight games from 1941 to 1948 - no game in 1943).

Florida fails to score on its initial drive of the game for the first time all year, but puts 20 points on the board in the first 12-plus minutes of the game to provide an early knockout punch. Danny Wuerffel continues his pin-point accuracy, completing 10-of-14 passes for 175 yards and two TDs in the first quarter alone. His second completion of the day, a six-yarder to Reidel Anthony, makes him UF's all-time passing yardage leader - passing Shane Matthews, who had 9,287 yards passing in his career. Wuerffel, the owner of 23 Florida school records, finishes the day 16-of-23 for 279 yards with four touchdowns and one interception. The game marks the 10th time Wuerffel has thrown for four or more touchdowns in a game. Wuerffel, who only plays in the opening drive of the second half before calling it a day, also completes three passes in the redzone, all for touchdowns, giving him 16 completions in the redzone in 1996 with 14 of them going for touchdowns.

Anthony catches seven balls for 98 yards and two touchdowns. He now has 12 touchdown grabs on the year, already tied for third on the UF single-season chart and good enough for fourth on the SEC single-season chart.

Despite playing without five defensive starters, including three on the defensive line, the Florida defense still allows just one touchdown (a fourth quarter score) and 272 yards in total offense (166 rushing, 106 passing) to Georgia. The defense also forces three turnovers leading to 20 points. Tony George recorded his first interception of the year, while Reggie McGrew and Dock Pollard recovered fumbles.

The win is number 69 for Florida head coach Steve Spurrier, just one shy of the school record of 70 set by Ray Graves from 1960-69. Spurrier is a perfect 7-0 vs. Georgia and he ties the Bulldog's Wally Butts for most consecutive wins in the series by a coach.

#### OTHER GAME NOTES

- ◆ UF wins its 21st consecutive regular season game and is now 25-0-1 in regular-season games since

Year in Review

mid-season of 1994.

- ◆ UF wins its 19th straight SEC game and its 31st conference contest in its last 33 tries.
- ◆ Florida improves to 48-0 vs. unranked opponents under Spurrier and 47-4-1 in games played in the state of Florida.
- ◆ UF wins its 21st straight game vs. an SEC Eastern Division team and wins its 16th straight SEC game away from Florida Field.
- ◆ UF has now scored more than 31 points in six of the seven meetings between Florida and Georgia under head coach Steve Spurrier. In the 67 meetings between Florida and Georgia prior to the arrival of Spurrier in 1990, UF had never scored more than 31 points in a game vs. Georgia.
- ◆ Reidel Anthony catches a TD pass in his seventh consecutive game.

### SCORING SUMMARY & STATISTICS

Team	1st	2nd	3rd	4th	Final
Florida	20	14	0	13	47
Georgia	0	0	0	7	7

#### 1st Quarter

- UF: 9:19 - Taylor 2-yard run (Edmiston PAT); 3 plays, 40 yards, :58
- UF: 8:19 - Anthony 20-yard pass from Wuerffel (PAT blocked) - 1 play, 20 yards, :07
- UF: 2:02 - Anthony 21-yard pass from Wuerffel (Edmiston PAT) - 9 plays, 84 yards, 4:32

#### 2nd Quarter

- UF: 7:36 - Allen 19-yard pass from Wuerffel (Edmiston PAT) - 10 plays, 92 yards, 4:23
- UF: 4:19 - Green 11-yard pass from Wuerffel (Edmiston PAT) - 4 plays, 28 yards, 1:49

#### 4th Quarter

- UF: 14:55 - Edmiston 27-yard field goal - 8 plays, 48 yards, 4:15
- UG: 8:45 - Pass 9-yard run - 13 plays, 80 yards, 6:10
- UF: 2:42 - Edmiston 23-yard field goal - 9 plays, 63 yards, 6:03
- UF: 2:23 - Ross 14-yard pass from Johnson (Edmiston PAT) - 1 play, 14 yards, :19

### TEAM STATISTICS

	Florida	Georgia
First Downs	28	18
Rushes - Net Yards	34-209	42-166
Passing Comp. - Att. Yds.	19-26-319	10-22-106
Total Offense	528	272
Penalties-Yards	11-88	5-36
Turnovers (Fumbles)		
Lost/Interceptions	0-1	2-1
Possession Time	30:33	29:27

### INDIVIDUAL STATISTICS

#### RUSHING

(Attempts-Yards-Touchdowns)  
 Florida: Williams 10-94-0; Taylor 7-39-1; McCaslin 6-54-0; T. Jackson 5-34-0; Green 2-14-0; Schottenheimer 1-(-5)-0; Wuerffel 3-(-21)-0.  
 Georgia: Kirtsey 15-71-0; Pass 9-57-1; Edwards 9-34-0; Simpson 2-6-0; Collins

1-5-0; Calloway 1-4-0; Ward 2-(-1)-0; Bobo 3-(-10)-0.

#### PASSING (Completions-Attempts-Yards-Touchdowns-Interceptions)

Florida: Wuerffel 16-23-279-4-1; Schottenheimer 1-1-11-0-0; Johnson 2-2-29-1-0.  
 Georgia: Bobo 9-20-113-0-1; B. Smith 1-2-(-7)-0-0.

#### RECEIVING

##### (Receptions-Yards-Touchdowns)


Florida: Anthony 7-99-2; Green 3-47-1; T. Jackson 2-54-0; McGriff 2-39-0; Williams 1-24-0; Allen 1-19-0; Richardson 1-15-0; Ross 1-14-0; Karim 1-9-0.  
 Georgia: Allen 5-44-0; Daniels 2-41-0; Brown 2-28-0; Kirtsey 1-(-7)-0.

#### LEADING TACKLERS

##### (Total Tackles-Sacks)

Florida: Bates 11-0; Showers 11-0; Moten 7-0.  
 Georgia: C. Johnson 9-0; Smart 5-0; Bailey 5-0.

## Game 9 VANDERBILT



Florida ..... 28  
 Vanderbilt ..... 21

November 9, 1996, Commodore Stadium, Nashville, Tenn.  
 Attendance: 40,249

Florida holds off a late Vanderbilt second-half rally to clinch its fifth straight SEC Eastern Division title with a 28-21 victory over the Commodores. UF is the only school in the conference to advance to all five SEC Championship Game since the inception of the contest in 1992. UF is now 9-0 for just the second time in school history (joining the 1995 team) and 7-0 in league action.

The Gators trail for the first time all year when Vanderbilt blocks a Gator punt after UF's initial drive of the game and converts it into a field goal. The Gators answer with three touchdowns in the first half, all on Danny Wuerffel touchdown passes to build a comfortable 21-3 halftime edge. The Gators look to be on their way to another dominating performance after holding Vanderbilt to just five yards in total offense in the first quarter and 64 yards in total offense in the first half.

Another Vanderbilt field goal is followed by Wuerffel's fourth TD pass of the day and it appears the Gators

have the game in hand with a 28-6 margin in the middle of the third quarter. The Commodores, however, close the gap on a 31-yard fumble return by Jamie Duncan with just over two minutes left in the third quarter and add another score on a 34-yard run by Jason Dunnivant to pull Vanderbilt within seven.

Vanderbilt has the ball two more times to try to even the score in the final 11 minutes, but the Gator defense forces a missed field goal and stops the Commodores on downs in UF territory. Florida converts a crucial fourth and one late in the game to seal the win.

The win is Florida's 20th consecutive in SEC action, tying Alabama and Tennessee for the third longest in conference history. (Alabama holds the league mark at 27 and Georgia also put together a streak of 23). The victory is also number 70 for Steve Spurrier at Florida, tying him with his former coach Ray Graves as the all-time winningest coach in school history.

Wuerffel throws for four or more TDs for the 11th time in his career. His four TD tosses makes him just the second player in NCAA history to throw for over 100 or more in his career (he has 103 in his career).

### OTHER GAME NOTES:

- ◆ The Gators 7-0 SEC record marks the first time in SEC history that a school has won seven or more conference games in a season for four consecutive years (1993-96).
- ◆ The 1996 senior class wins its 42nd game, tying the '95 class for the school record for the most wins in their career. The '96 senior class now has a 42-5-1 overall record since 1993 and has now posted a 32-2 record in SEC play, the most league wins for a senior class in school history.
- ◆ UF wins its 22nd straight game against an SEC Eastern Division foe and improves to 23-1 vs. eastern teams since divisional play began in 1992.
- ◆ UF wins its 22nd straight regular season game and is 26-0-1 in its last 27 regular season games dating back to midseason of 1994 (36-33 loss to Auburn).
- ◆ Wuerffel's four TD passes come against a Vanderbilt defense that had yielded just five total TD passes in eight previous games in 1996.
- ◆ Reidel Anthony records his 100th career reception, becoming the seventh player to catch 100 or more passes since Steve Spurrier arrived in 1990. Prior to Spurrier's arrival, just six players had 100 or

more catches in their career in the previous 83 years (1906-89) of football at Florida.

### SCORING SUMMARY & STATISTICS

Team	1st	2nd	3rd	4th	Final
Florida	7	14	7	0	28
Vanderbilt	3	0	11	7	21

#### 1st Quarter

- VU: 10:54 - Speakman 27-yard field goal - 4 plays, 6 yards, 1:35
- UF: 8:30 - Anthony 14-yard pass from Wuerffel (Edmiston PAT) - 7 plays, 69 yards, 2:24

#### 2nd Quarter

- UF: 14:51 - Green 28-yard pass from Wuerffel (Edmiston PAT) - 4 plays, 44 yards, 1:23
- UF: 8:36 - Hilliard 31-yard pass from Wuerffel (Edmiston PAT) - 11 plays, 91 yards, 4:37

#### 3rd Quarter

- VU: 10:00 - Speakman 27-yard field goal - 13 plays, 64 yards, 5:00
- UF: 7:04 - Green 9-yard pass from Wuerffel (Edmiston PAT) - 9 plays, 95 yards, 2:56
- VU: 2:07 - Duncan 31-yard fumble return (Yoder Pass for two)

#### 4th Quarter

- VU: 13:21 - Dunnivant 34-yard rush (Speakman PAT) - 4 plays, 49 yards, 2:05

### TEAM STATISTICS

	Florida	Vanderbilt
First Downs	19	16
Rushes - Net Yards	37-105	36-122
Passing Comp. - Att. Yards	18-29-283	10-27-113
Total Offense	388	235
Penalties-Yards	17-147	6-35
Turnovers (Fumbles)		
Lost/Interceptions	2 (1/1)	2 (0/2)
Possession Time	30:13	29:47

### INDIVIDUAL STATISTICS

#### RUSHING

##### (Attempts-Yards-Touchdowns)

Florida: Taylor 9-57-0; Williams 11-49-0; T. Jackson 5-24-0; Green 2-3-0; Anthony 1-2-0; Wuerffel 9-(-30)-0.  
 Vanderbilt: Dunnivant 23-88-1; Fleming 1-39-0; DeGraffenre 0-8-0.

#### PASSING (Completions-Attempts-Yards-Touchdowns-Interceptions)

Florida: Wuerffel 18-29-283-4-1.  
 Vanderbilt: Allen 10-27-113-0-0.

#### RECEIVING

##### (Receptions-Yards-Touchdowns)

Florida: Green 5-75-2; Hilliard 4-81-1; Anthony 4-70-1; T. Jackson 3-36-0; Allen 1-15-0; Williams 1-6-0.  
 Vanderbilt: Yoder 3-32-0; Fleming 2-0-1; Tonichuk 2-30-0; Miller 2-24-0; Winkler 1-27-0.

#### LEADING TACKLERS

##### (Total Tackles-Sacks)

Florida: Bates 13-0; Rutledge 12-1; Showers 12-0.  
 Vanderbilt: Duncan 17-2; Finklin 8-2; Jeffcoat 8-0.

Year in Review

# Game 10 SOUTH CAROLINA



Florida ..... 52  
South Carolina ..... 25

November 16, 1996, Ben Hill Griffin Stadium at Florida Field, Gainesville, Fla.  
Attendance: 85,701

Nineteen Florida seniors make their final appearance at "The Swamp" as the top-ranked Gators defeat South Carolina 52-25 to cap off another perfect season at home. The 1996 squad is just the second team in school history to go 10-0 and 8-0 in SEC play (the 1995 squad was also 10-0 and 8-0 in SEC action). Florida becomes the first school in SEC history to win at least eight league games for four straight years.

The victory makes head coach Steve Spurrier the winningest coach in school history as the seventh-year mentor wins his 71st game against just 13 losses and one tie. Spurrier passes his former coach Ray Graves, who posted a 70-31-4 record from 1960-69.

After not trailing in the first eight games of the year, Florida falls behind early for the second consecutive week after South Carolina's Anthony Wright scores on a seven-yard run seven-plus minutes into the game. Florida answers with three straight scores, the last coming on a 52-yard pass from Danny Wuerffel to Reidel Anthony. The pass puts Wuerffel over the 10,000-yard passing mark in his career to become only the 11th player in NCAA Division I-A and the second in SEC history to go over the 10,000-yard plateau.

Another Wright touchdown run, this one an eight-yarder makes the score 21-12 and the Gamecocks hold the Gators to three and out on the next possession. After a roughing the kicker call moves the ball to the Florida 39-yard line, up-back Terry Jackson takes the fake punt and goes 34-yards to the South Carolina 27. Jackson later gets the ball in the endzone on a four-yard run.

Jackson and the special teams unit strikes again to open the third quarter. The UF defense holds South Carolina to three and out on the initial drive of the second half and Jackson blocks the Gamecock punt, while Mike Peterson picks it up and runs nine yards for the score.

Junior Fred Taylor makes the most of his first start of the year, finishing with a career high 21 carries and 137 yards rushing with three TDs. Taylor falls just short of his career high of 140 yards rushing vs. Vanderbilt in 1994.

Wuerffel finishes the day with 290 yards on just 11 completions to average 26.4 yards per completion. Wuerffel also throws for two touchdowns and now has 30 TD tosses on the year, already the second best single-season total in UF and SEC history (Wuerffel threw for a UF and SEC record 35 last year).

### OTHER GAME NOTES:

- ◆ Prior to coach Spurrier's arrival in 1990, no Gator team had ever won more than nine games in a season....Spurrier has now won 10 or more games in year five times (1993 - 11; 1994 - 10; 1995 - 12; 1996 - 10)....Prior to his arrival, Gator teams had achieved the nine win level in a season just seven times from 1906-1989....Spurrier has led the Gators to nine or more wins in all seven of his seasons.
- ◆ The 1996 senior class wins its school-record 43rd game, breaking the school record of 42 set by the 1995 class.
- ◆ UF wins its 23rd straight regular season game and is 27-0-1 in its last 28 regular season games dating back to midseason of 1994 (36-33 loss to Auburn).
- ◆ UF wins its 23rd straight game against an SEC Eastern Division foe and improves to 24-1 vs. Eastern teams since divisional play began in 1992.
- ◆ Florida rushes for four touchdowns, giving it 25 rushing TDs on the year to tie the school record of 25 set in 1976.
- ◆ Bart Edmiston scores 10 points, giving him 224 career points, just one point shy of tying the UF career record of 225 set by Judd Davis from 1992-94.
- ◆ The Gators start their fifth different combination on the offensive line.

### SCORING SUMMARY & STATISTICS

Team	1st	2nd	3rd	4th	Final
S. Carolina	6	9	7	3	25
Florida	14	14	7	17	52

### 1st Quarter

USC: 0:57 - Wright 7-yard run (PAT missed) - 3 plays, 65 yards, 1:20  
UF: 5:20 - Taylor 5-yard run (Edmiston PAT) - 12 plays, 78 yards, 3:37  
UF: 3:20 - Green 56-yard pass from Wuerffel (Edmiston PAT) - 1 play, 56 yards, 1:13

### 2nd Quarter

UF: 14:48 - Anthony 52-yard pass from (Edmiston PAT) - 6 plays, 67 yards, 1:59  
USC: 9:59 - Wright 8-yard run (Run conversion failed) - 4 plays, 61 yards, 1:38  
UF: 6:53 - T. Jackson 4-yard run (Edmiston PAT) - 10 plays, 65 yards, 3:06  
USC: 0:02 - Morton 27-yard field goal - 13 plays, 63 yards, 6:51

### 3rd Quarter

UF: 13:28 - M. Peterson 9-yard punt block return (Edmiston PAT)  
USC: 0:51 - T. Hambrick 2-yard run (Leavitt PAT) - 8 plays, 51 yards, 4:04

### 4th Quarter

UF: 13:13 - Edmiston 21-yard field goal - 7 plays, 60 yards, 2:38  
UF: 8:06 - Taylor 27-yard run (Edmiston PAT) - 8 plays, 78 yards, 3:22  
UF: 3:49 - Taylor 25-yard run (Edmiston PAT) - 4 plays, 48 yards, 1:59  
USC: 0:03 - Leavitt 32-yard field goal - 10 plays, 62 yards, 3:46

### TEAM STATISTICS

	Florida	S. Carolina
First Downs	22	21
Rushes - Net Yards	35-204	46-167
Passing Comp.		
Att-Yards	11-34-290	9-26-152
Total Offense	494	319
Penalties-Yards	14-144	8-68
Turnovers (Fumbles)		
Lost/Interceptions	2 (0/2)	1 (1/0)
Possession Time	23:56	36:04

### INDIVIDUAL STATISTICS

#### RUSHING

(Attempts-Yards-Touchdowns)  
Florida: Taylor 21-139-3; T. Jackson 5-30-1; Williams 5-15-0; Mobley 1-10-0; Hilliard 1-3-0; Wuerffel 2-(-13)-0;  
South Carolina: Hambrick 20-120-1; Wright 12-30-2; Williams 9-18-0; Mixson 2-2-0; Bridges 1-0-0; Barnhardt 2-(-3)-0.

#### PASSING (Completions-Attempts-Yards-Touchdowns-Interceptions)

Florida: Wuerffel 11-34-290-2-2.  
South Carolina: Wright 7-18-114-0-0; Barnhardt 2-8-38-0-0.

#### RECEIVING

(Receptions-Yards-Touchdowns)  
Florida: Hilliard 2-27-0; Anthony 2-71-1; Green 2-69-1; Ross 1-45-0; Williams 1-30-0; Taylor 1-23-0; Karim 1-11-0; Allen 1-14-0.  
South Carolina: Robinson 3-57-0; Mixson 3-42-0; Davis 1-11-0; Bridges 1-27-0; Fleming 1-15-0.

#### LEADING TACKLERS

(Total Tackles-Sacks)  
Florida: Bates 13-1; Peterson 7-0; Showers 6-0.  
South Carolina: D. Hambrick 7-0; Young 7-1; B. Washington 7-0.

# Game 11 FLORIDA STATE



Florida State ..... 24  
Florida ..... 21

November 30, 1996  
Doak Campbell Stadium,  
Tallahassee, Fla.  
Attendance: 80,932

In front of a Doak Campbell Stadium record crowd of 80,932 and an ABC national television audience, top-ranked Florida is defeated by No. 2 Florida State, 24-21, ending the Gators' hopes for an undefeated season and apparently a second consecutive appearance in the National Championship Game. FSU's Warrick Dunn rushed for 185 yards to key the Seminole victory.

Florida's bid to tie the largest road comeback (17-0) in school history fell short as Florida State held on for the victory, with the help of a fourth quarter score by Pooh Bear Williams that put the Seminoles up 24-14. Danny Wuerffel found Reidel Anthony for a two-yard score with 1:19 left in the game, but Florida's ensuing effort to recover the onside kick failed. The touchdown reception for Anthony marked the 10th straight game in which he had caught at least one touchdown pass, tying him with Desmond Howard of Michigan for the NCAA Division I-A record.

The Gators fell behind early as the Seminoles capitalized on several UF mistakes to take a 17-0 first quarter lead. Scott Bentley hit a 26-yard field goal following a Wuerffel interception and a blocked punt led to a three-yard touchdown run by Williams.

Florida rallied though, to cut the lead to 17-14 at the half on two touchdown passes from Wuerffel to Jacques Green. The first came with 12:22 remaining in the second quarter on a one-yard pass, which was set up by a 50-yard completion to Reidel Anthony. The second touchdown, a nine-yard pass play, capped a 71-yard, six play drive.

The Gator offense totaled 443 yards on the day against a Florida State team that had surrendered only 208.1 yards per game in its previous

10 games. Wuerffel, who was harassed all game by a highly ranked FSU defensive unit, completed 23-of-48 passes for 362 yards with three touchdowns and three interceptions behind his sixth different starting offensive line this season, including the fourth in the past four games.

#### OTHER GAME NOTES:

- ◆ The loss is Florida's first in the regular season since midseason of 1994, when it fell to Auburn, 36-33.
- ◆ Anthony had a career-high 193 yards receiving, the third-best single-game effort in school history. He now owns two of the top five UF single-game performances. Anthony also became the fourth player in school history to record 1,000 or more receiving yards in a season.
- ◆ Bart Edmiston became the school's all-time leading scorer with 226 points as he connected on both of his PAT attempts.
- ◆ With his three touchdown passes, Wuerffel became just the second quarterback in major college history to throw for 33 or more touchdowns in back-to-back seasons. He is also the first in SEC history to throw for 30-plus in back-to-back seasons.
- ◆ Wuerffel also became the third quarterback in SEC history to throw for over 3,000 yards in consecutive seasons. A 12-yard pass to Anthony in the second quarter put him over the 3,000-yard plateau for the season.

#### SCORING SUMMARY & STATISTICS

Team	1st	2nd	3rd	4th	Final
Florida	0	14	0	7	21
Florida St.	17	0	0	7	24

#### 1st Quarter

- FSU: 6:43 - Bentley 26-yard field goal - 13 plays, 72 yards, 6:25
- FSU: 3:07 - Williams 3-yard run (Bentley PAT) - 2 plays, 3 yards, 6:45
- FSU: 0:59 - Pearsall 1-yard pass from Busby (Bentley PAT) - 2 plays, 39 yards, 6:13

#### 2nd Quarter

- UF: 12:22 - Green 1-yard pass from Wuerffel (Edmiston PAT) - 2 plays, 62 yards, 6:20
- FSU: 9:29 - Green 9-yard pass from Wuerffel (Edmiston PAT) - 6 plays, 71 yards, 2:13

#### 4th Quarter

- FSU: 7:15 - Williams 1-yard run (Bentley PAT) - 11 plays, 75 yards, 4:48
- UF: 1:19 - Anthony 2-yard pass from Wuerffel (Cooper PAT) - 8 plays, 80 yards, 2:28

#### TEAM STATISTICS

	Florida	Florida St.
First Downs	23	15
Rushes - Net Yards	28-81	35-183
Passing Comp-Att-Yards	23-48-362	13-33-134

Total Offense	443	317
Penalties-Yards	7-80	12-143
Turnovers (Fumbles Lost/Interceptions)	3 (0/3)	1 (1/0)
Possession Time	30:47	29:13

#### INDIVIDUAL STATISTICS

##### RUSHING

(Attempts-Yards-Touchdowns)  
 Florida: Williams 7-55-0; Taylor 11-33-0; T. Jackson 2-18-0; Wuerffel 8-(-25)-0  
 Florida State: Dunn 24-185-0; Preston 2-6-0; Williams 5-4-2; Busby 4-(-12)-0

##### PASSING (Completions-Attempts-Yards-Touchdowns-Interceptions)

Florida: Wuerffel 23-48-362-3-3  
 Florida State: Busby 12-32-124-1-0; Dunn 1-1-10-0-0

##### RECEIVING

(Receptions-Yards-Touchdowns)  
 Florida: Anthony 11-183-3; Green 4-44-2; Taylor 3-77-0; Hilliard 3-43-0; Jackson 1-2-0; Williams 1-3-0  
 Florida State: Dunn 4-24-0; Green 3-37-0; Warrick 3-70-0; Cooper 1-10-0; Pearsall 1-1-1; Preston 1-(-8)-0

##### LEADING TACKLERS

(Total Tackles-Sacks)  
 Florida: Wright 18-0; Bates 10-0; Showers 9-0  
 Florida State: S. Smith 10-0; Crockett 6-0; D. Jackson 6-1

## Game 12 SEC CHAMPIONSHIP GAME



Florida ..... 45  
 Alabama ..... 30

December 7, 1996  
 Georgia Dome, Atlanta, Ga.  
 Attendance: 74,132

A week after having their national championship hopes seemingly vanish, fourth-ranked Florida defeats No. 11 Alabama 45-30 in the Southeastern Conference Championship Game before 74,132 fans and an ABC national television audience. Florida's win, coupled with Texas' 37-27 upset over Nebraska earlier in the day in the

*Reidel Anthony caught 11 passes for 171 yards and three touchdowns as UF claimed its fourth consecutive SEC title with a 45-30 victory over Alabama.*

Big 12 Championship Game, puts the Gators back in the national championship hunt with a rematch against Florida State in the Nokia Sugar Bowl on January 2nd.

The SEC title is Florida's fifth since 1991 (1991, 1993-96) and fourth consecutive crown, the second best achievement in league history (Alabama won five straight SEC crowns from 1971-75).

Playing in his final regular-season game against the nation's No. 1 rated pass defense, senior quarterback Danny Wuerffel completes 20-of-35 passes for 401 yards and six touchdowns. Wuerffel's six touchdown passes, which was one more than the Alabama pass defense had surrendered all year in 11 games, ties his SEC record for most TD passes in a league game.

Reidel Anthony catches 11 of Wuerffel's passes for 171 yards and three touchdowns. Anthony, who finished with a nation's best and SEC-record setting 18 TD grabs on the year, hauls in TD passes in the second, third and fourth quarter.

Overall, the Gator offense tallies 470 yards in total offense against an Alabama defensive unit that ranked first in the SEC and sixth in the nation allowing just 236 yards per game coming into the game.


After the Gators fall behind seven-plus minutes into the game, Florida reels off 24 straight points to build a 17-point cushion nearing the end of the half. A Michael Vaughn touchdown pass from Fred Kitchens with 29 seconds left in the half, coupled with a five-yard run by Dennis Riddle after a blocked UF punt early in the third quarter, cuts the UF lead to three at 24-21.

The two teams score three touchdowns in the next 2:05, with UF stealing any Tide momentum with a 85-pass from Wuerffel to a streaking Jacques Green to give the Gators a 38-28 lead. Anthony then adds his third TD catch of the day on the first play of the fourth quarter to give Florida an insurmountable 17-point lead.

#### OTHER GAME NOTES:

- ◆ Florida has now won 22 consecutive SEC games, the third-longest streak in league history.
- ◆ Florida's 45 points sets an SEC and UF school record as the Gators finish the regular-season with 559 points.
- ◆ UF finished the regular-season with a nation's best 76 touchdowns on the year and also led the nation with 42 TD passes.
- ◆ Wuerffel finished his career as the most efficient passer in NCAA Division IA history (163.56)...His 10,875 yards rank fourth all-time (second in SEC) and his 114 TDs rank second all-time.
- ◆ Florida's SEC football title is the fourth league crown for Florida this season (women's cross country, volleyball, soccer) in five fall sports.
- ◆ The 45 points scored vs. the Tide is the most versus an Alabama team since 1970.
- ◆ Steve Spurrier joins Bear Bryant as the only coaches in SEC history to win four consecutive league championships.

- ◆ Spurrier's five outright SEC titles is third best total in league history.



## SCORING SUMMARY & STATISTICS

Team	1st	2nd	3rd	4th	Final
Florida	6	18	14	7	45
Alabama	7	7	14	2	30

### 1st Quarter

- AL: 8:52 - Riddle 36-yard pass from Kitchens (Brock PAT), 6 plays, 51 yards, 2:44
- UF: 3:11 - Hilliard 46-yard pass from Wuerffel (Cooper PAT blocked), 5 plays, 79 yards, 1:48

### 2nd Quarter

- UF: 14:37 - Anthony 21-yard pass from Wuerffel (Wuerffel to Anthony Pass) - 6 plays, 61 yards, 1:01
- UF: 11:35 - Williams 45-yard pass from Wuerffel (Cooper PAT) - 3 plays, 72 yards, 1:21
- UF: 7:39 - Cooper 35 yard field goal, 6 plays, 23 yards, 1:46
- AL: 0:29 - Vaughn 8-yard pass from Kitchens (Brock PAT) - 8 plays, 48 yards, 1:58

### 3rd Quarter

- AL: 9:12 - Riddle 5-yard run (Brock PAT) - 1 play, 5 yards, :05
- UF: 5:14 - Anthony 13-yard pass from Wuerffel (Cooper PAT) - 10 plays, 65 yards, 3:58
- AL: 4:06 - Vaughn 94-yard pass from Kitchens (Brock PAT) - 3 plays, 94 yards, 1:08
- UF: 3:09 - Green 85-yard pass from Wuerffel (Cooper PAT) - 2 plays, 81 yards, :57

### 4th Quarter

- UF: 14:34 - Anthony 21-yard pass from Wuerffel (Cooper PAT) - 3 plays, 51 yards, 1:23
- AL: 4:32 - Team safety

## TEAM STATISTICS

	Florida	Alabama
First Downs	22	13
Rushes - Net Yards	37-69	27-27
Passing Comp - Att-Yards	20-35-401	20-46-269
Total Offense	470	296
Penalties-Yards	14-95	7-45
Turnovers (Fumbles Lost/Interceptions)	3 (1/2)	1 (0/1)
Possession Time	29:48	30:12

## INDIVIDUAL STATISTICS

### RUSHING

(Attempts-Yards-Touchdowns)

Florida: Taylor 13-83-0; Williams 3-8-0; T. Jackson 6-8-0; Wuerffel 14-(1)-0.  
Alabama: Riddle 17-42-1; Alexander 2-5-0; Kitchens 8-(20)-0.

### PASSING (Completions-Attempts-Yards-Touchdowns-Interceptions)

Florida: Wuerffel 20-35-401-6-2  
Alabama: Kitchens 19-45-264-3-1; Goss 1-1-5-0-0.

### RECEIVING

(Receptions-Yards-Touchdowns)

Florida: Anthony 11-171-3; Green 3-106-1; Hilliard 3-74-1; Williams 1-45-1; Allen 1-4-0; Taylor 1-1-0.  
Alabama: Riddle 6-82-1; Vaughn 5-142-2; Alexander 3-4-0; Buchanan 2-17-0; West 1-17-0; Foust 1-5-0; Goss 1-3-0; Alexander 1-(1)-0.

### LEADING TACKLERS

(Total Tackles-Sacks)

Florida: Bates 10-0; Rutledge 9-1; Wright 5-0.  
Alabama: Sigler 7-1; Samuel 6-0; Four tied with five.

# Game 13

## NOKIA SUGAR BOWL

### NATIONAL CHAMPIONSHIP GAME



Florida ..... 52  
Florida State ..... 20

January 2, 1997  
Louisiana Superdome,  
New Orleans, La.  
Attendance: 78,344

The third-ranked Gators lay claim to their first national championship as they stop top-ranked Florida State's hopes for a perfect season with a 52-20 victory before a Superdome Sugar Bowl record crowd of 78,344 and an ABC national television audience in the 1997 Nokia Sugar Bowl. With Ohio State's 20-17 defeat of undefeated and second ranked Arizona State the day before in the Rose Bowl, Florida is voted national champions in both major polls for the first time in school history.

Both teams open the contest throwing the football, combining for 238 yards passing and a 10-3 Gator lead at the end of the first quarter on a nine-yard touchdown pass from Danny Wuerffel to Ike Hilliard and a 32-yard Bart Edmiston field goal.

Florida, which worked out of the shotgun for much of the game, twice extended its lead to 14 points in the second quarter on a two-yard scoring run by Fred Taylor and another Hilliard touchdown, this one a 31-yarder from Wuerffel. But the Seminoles responded each time, cutting the UF lead to 24-17 on a 12-yard run by Warrick Dunn with under a minute to play in the half.

Scott Bentley trimmed the Gator lead to 24-20 on a 45-yard field goal less than five minutes into the second half, but the Seminoles would not score again. Florida seals the victory by scoring the final 28 points of the game, a run that began with Hilliard's third touchdown reception of the game on an eight-yard strike from Wuerffel. Wuerffel scrambles 16 yards for a score to put UF up 38-20 with 13 seconds left in the third quarter, and Terry Jackson adds two fourth quarter scoring runs, including a 42-yarder, for the final margin.

The Gator defense is strong from start to finish, stopping the Seminoles on downs at the UF 23 on the game's opening possession and holding FSU to just 42 net yards rushing total, just two yards shy of the UF bowl record set against Baylor in the 1960 Gator Bowl. The Seminoles are successful on only five of 18 third downs and the Gators pick off two FSU passes.

The Gator special teams also play well, with punter Robby Stevenson pinning the Seminoles inside the five-yard line on two different occasions while averaging 48.1 yards per punt.

### OTHER GAME NOTES:

- The 32-point margin of victory is the largest against a No. 1 ranked team in bowl history.

- The win marked Florida's first-ever victory over the nation's top-ranked team. It had been 0-4 (0-3 regular season, 0-1 in bowl games) in four previous meetings versus the nation's top-ranked team at gametime.

- Florida's 52 points is the most in Sugar Bowl history and UF bowl history.

- Wuerffel's three touchdown passes and Hilliard's three touchdown receptions both tied UF bowl records.

- Hilliard's 150 yards receiving was the second-best single-game performance in UF bowl history, trailing only Cris Collinsworth's 166 in the 1980 Tangerine Bowl.

- With Terry Jackson's 118 yards rushing, it marked the third time in Sugar Bowl history that a member of the Jackson family has gained over 100 yards rushing or receiving in a Sugar Bowl game. His brother, Willie Jackson, eclipsed the 100-yard receiving mark in both the 1992 (148 yards vs. Notre Dame) and 1994 (131 yards vs. West Virginia) Sugar Bowl games.

- Wuerffel's 300-yard game was the fourth 300-yard passing performance in UF bowl history, with all four coming in the Sugar Bowl.

## SCORING SUMMARY & STATISTICS

Team	1st	2nd	3rd	4th	Final
Florida	10	14	14	14	52
Florida State	3	14	3	0	20

*The 1996 squad poses for an informal team photo after the impressive 52-20 win over Florida State gave UF the national title.*



Year in Review

### 1st Quarter

UF: 9:48 - Hilliard 9-yard pass from Wuerffel (Edmiston PAT) - 9 plays, 77 yards, 2:55

FSU: 7:49 - Bentley 43-yard field goal - 8 plays, 55 yards, 1:59

UF: 2:44 - Edmiston 32-yard field goal - 5 plays, 11 yards, 0:43

### 2nd Quarter

UF: 11:28 - Taylor 2-yard run (Edmiston PAT) - 4 plays, 73 yards, 0:26

FSU: 7:28 - Green 29-yard pass from Busby (Bentley PAT) - 7 plays, 63 yards, 1:52

UF: 5:18 - Hilliard 31-yard pass from Wuerffel (Edmiston PAT) - 4 plays, 65 yards, 2:10

FSU: 0:40 - Dunn 12-yard run (Bentley PAT) - 5 plays, 66 yards, 1:17

### 3rd Quarter

FSU: 10:24 - Bentley 45-yard field goal - 6 plays, 30 yards, 2:35

UF: 5:43 - Hilliard 8-yard pass from Wuerffel (Edmiston PAT) - 4 plays, 24 yards, 1:51

UF: 0:13 - Wuerffel 16-yard run (Edmiston PAT) - 9 plays, 68 yards, 3:50

### 4th Quarter

UF: 8:52 - Jackson 42-yard run (Edmiston PAT) - 5 plays, 62 yards, 2:48

UF: 2:12 - Jackson 1-yard run (Edmiston PAT) - 10 plays, 70 yards, 5:15

### TEAM STATISTICS

	Florida	Florida St.
First Downs	26	13
Rushes-NetYards	43-168	21-42
Passing Comp- Att-Yards	18-34-306	17-42-271
Total Offense	474	313
Penalties-Yards	15-102	14-115
Turnovers (Fumbles)		
Lost/Interceptions	1 (0/1)	2 (0/2)
Possession Time	36:27	23:33

### INDIVIDUAL STATISTICS

#### RUSHING

(Attempts-Yards-Touchdowns)

Florida: Jackson 12-118-2; Taylor 18-60-1;

Williams 4-2-0; Schottenheimer 1-0-0;

McCaslin 2-(-2)-0; Wuerffel 6-(-1)-10-1.

Florida State: Dunn 9-20-1; Warrick

1-12-0; Williams 2-7-0; Feaster 2-1-0;

Busby 7-(-6)-0.

#### PASSING (Completions-Attempts-

Yards-Touchdowns-Interceptions)

Florida: Wuerffel 18-34-306-3-1

Florida State: Busby 17-41-271-1-1;

Kendra 0-1-0-0-1.

#### RECEIVING (Receptions-Yards-

Touchdowns)

Florida: Hilliard 7-150-3; Green 5-79-0;

Anthony 4-50-0; Mobley 1-16-0; Taylor

1-11-0.

Florida State: Messam 5-48-0; Cooper

4-82-0; Green 3-86-1; Pearsall 1-25-0;

Dunn 1-12-0; Abdullah 1-10-0; Warrick

1-7-0; Williams 1-1-0.

#### LEADING TACKLERS

(Total Tackles-Sacks)

Florida: Wright 7-0; Showers 4-0;

Rutledge 4-0.

Florida State: Crockett 11-0; Capers 6-0;

Bush 5-0.



More than 65,000 Gator fans (above and right) came to Florida Field for a national championship celebration just over a week after UF's 52-20 victory over Florida State in the Sugar Bowl.



Gator players (left) celebrate moments after UF's Sugar Bowl victory over Florida State.



President Bill Clinton (below) welcomed the Gator team to Washington, D.C. at a private reception held in late-March at the White House.