



2015-16 Women's Basketball SOUTH CAROLINA

Assoc. Media Relations Director: Diana Koval | Office: 803.777.7977 | Cell: 314.369.6050 | Email: dkoval@mailbox.sc.edu | Twitter: @DianaKovalSID
Website: www.GamecocksOnline.com | Twitter: @GamecockWBB | Instagram: @GamecockWBB | Facebook: @GamecockWBB

Game 24

Feb. 11, 2016 • 7 p.m. • Columbia, S.C. • Colonial Life Arena (18,000)

South Carolina Gamecocks
22-1, 10-0 SEC



vs.



Florida Gators
19-4, 7-3 SEC

Ranking: 2/2 (AP/Coaches)

Head Coach: Dawn Staley

Record at South Carolina: 177-75 (8th)

Career Record: 349-155 (16th)

Top Scorer: A'ja Wilson (16.5)

Top Rebounder: Alaina Coates (10.0)

Ranking: 16/19

Head Coach: Amanda Butler

Record at UF: 172-116 (9th)

Career Record: 212-138 (11th)

Top Scorer: Ronni Williams (11.0)

Top Rebounder: Ronni Williams (7.6)

Schedule/Results

Nov. 13	#6/10 Ohio State (SECN+)	W, 88-80
Nov. 15	UNCG (SECN+)	W, 92-44
Nov. 18	at Clemson (ESPN3)	W, 67-41
Nov. 22	at UCLA (Pac-12 Network)	W, 68-65

*Waikiki Beach Marriott
Rainbow Wahine Showdown*

Nov. 27	vs. #16/18 Arizona State	W, 60-58
Nov. 28	vs. CSU Bakersfield	W, 90-71
Nov. 29	at Hawaii	W, 67-51

Dec. 6	#14/13 Duke (ESPN2)	W, 66-55
Dec. 13	Winthrop (SECN)	W, 86-37
Dec. 16	Hampton (SECN+)	W, 86-48

CresCom Bank Carolinas College Women's Challenge

Dec. 20	vs. East Carolina	W, 88-57
---------	-------------------	----------

Dec. 22	Elon (SECN+)	W, 78-63
Jan. 3	Arkansas* (ESPNU)	W, 85-32
Jan. 7	at Vanderbilt* (SECN^)	W, 71-61
Jan. 10	#20/- Missouri* (SECN)	W, 83-58
Jan. 14	at #9/9 Kentucky* (SECN)	W, 73-62
Jan. 17	#15/11 Texas A&M* (ESPN2)	W, 59-58
Jan. 21	at Auburn* (SECN+)	W, 74-58
Jan. 24	at #10/10 Miss. State* (ESPN2)	W, 51-57
Jan. 28	Ole Miss* (SECN+)	W, 81-62
Jan. 31	at #10/10 Texas A&M* (ESPN2)	W, 70-63
Feb. 4	#18/18 Kentucky* (SECN)	W, 78-68
Feb. 8	#1/1 Connecticut (ESPN2)	L, 54-66
Feb. 11	#16/19 Florida* (SECN+)	7 p.m.
Feb. 15	at Tennessee* (ESPN2)	7 p.m.
Feb. 18	Georgia* (SECN+)	7 p.m.
Feb. 22	at Alabama* (SECN)	7 p.m.
Feb. 25	at Ole Miss* (SECN^)	9 p.m.
Feb. 28	LSU* (ESPN2/2U)	TBA

SEC Tournament (Jacksonville, Fla.)

Mar. 2	First Round	TBA
Mar. 3	Second Round	TBA
Mar. 4	Quarterfinals	TBA
Mar. 5	Semifinals	TBA
Mar. 6	Final	TBA

*All Times Listed as Eastern and are subject to change
< indicates game played in Myrtle Beach, S.C.
* indicates SEC Game*

Game Information

Doors Open: 5:30 p.m.

Tickets: \$8 Adults, \$4 Youth (17 and under)

Live Stats: GamecocksOnline.com

Broadcast: SEC Network+ (Derek Scott, play-by-play; Robin Muller, analyst)

Radio: 107.5 The Game (Brad Muller)

Series History

South Carolina Record	14-20
In Columbia	6-10
In Gainesville	8-8
At Neutral Site	0-0
Staley Era	6-4
First Meeting	SC, 93-50, Dec. 1, 1979
Current Streak	Won 6

Last Five Meetings:

Date	Result	Location
1/19/15	W, 77-42	Gainesville
2/23/14	W, 69-55	Columbia
3/3/13	W, 67-56	Columbia
1/20/13	W, 52-44	Gainesville
2/12/12	W, 62-58	Columbia












Game Notables

- In the Dawn Staley era, South Carolina and Florida have often squared off in more defensive battles with the Gamecocks' 77 points in last season's win the outlier of the series recently. In the 10 games of the Staley era, South Carolina has averaged 62.4 points to the Gators' 58.2, which includes scoring 77 and 82 to points in the first two games of the series. Five of the 10 games have been decided by single digits, and at least one of the teams scored fewer than 60 points seven times, including three games in which neither team hit that mark.
- Today's game pits the SEC's top two offenses against each other as Florida's 81.0 ppg leads the league ahead of South Carolina's 74.8 ppg. In conference games, the positions are reversed with the Gamecocks' league-best 73.1 ppg leading Florida's 72.6 ppg. Defensively, South Carolina holds the edge in both, allowing 56.9 ppg overall and 57.3 in SEC action to rank fourth in both. Florida yields 68.5 ppg on the season and 70.0 ppg in league action to rank 14th in both.
- South Carolina is looking for its school-record tying 10th win against a ranked opponent this season. The Gamecocks are 9-1 vs. ranked foes, including six wins against SEC ranked teams. South Carolina's starting frontcourt of Alaina Coates and A'ja Wilson each average a double-double in games against ranked teams with Coates posting 11.3 points and 10.4 rebounds per game and Wilson recording 19.3 points and 10.2 rebounds per game.
- The Gamecocks have won 39 of their last 42 SEC games dating back to the 2013-14 season, and South Carolina has won 23 straight SEC games at home. The program's last SEC loss at Colonial Life Arena was a 48-50 result against Texas A&M on Feb. 10, 2013.
- South Carolina has been atop the SEC standings throughout the season as one of three teams in the league play six games against a ranked league foe in the opening five weeks of the season. Georgia and Arkansas have also played six games against a ranked SEC team, doing so in 11 games. Today's game is the Gamecocks' seventh vs. a ranked league opponent in 11 outings.
- Three Gamecocks rank among the SEC's top 12 scorers in SEC play this season (Coates, Mitchell, Wilson). Auburn is the only other team with multiple entries in the top 15.
- The Gamecocks have shot 72.4 percent from the free throw line over the last four games and 66.7 percent in the last five. South Carolina is shooting 65.4 percent for the season.

#TheShowSC

South Carolina head coach Dawn Staley selected this season's theme as "The Show" to recognize all the elements that go into what has become one of the nation's premier programs. For the first time the theme is not focused on the team itself. Instead, Staley wanted to showcase the state of South Carolina, the fans, the band, the cheerleaders, the program, the University and how they have come together to support her team.

2015-16 South Carolina Media Roster

1		Bianca Cuevas 5-6 • So. • Guard • Bronx, N.Y. <i>kway-VAHS</i> PPG 6.5 RPG 1.6 APG 1.5 FG% .356 FT% .717	LAST GAME: 2 pts, 2 rebs, 2 blks vs. UConn NOTABLE: Lightning-quick guard who finishes well in traffic ... scored in double figures 6x ... ≥ 3 steals 4x this season ... solid floor management vs. UK ... 2014 McDonald's All-America.	Career Highs Pts: 21 at Ole Miss, 2/1/15 Reb: 4, 6x, vs. Duke, 12/6/15 Ast: 6 vs. CSUB, 11/28/15 Stl: 5 vs. Missouri, 1/10/16
4		Doniyah Cliney 6-0 • R-Fr. • Guard • Newark, N.J. <i>dawn-YAY CLY-nee</i> PPG 2.9 RPG 0.8 APG 0.8 FG% .391 FT% .500	LAST GAME: 4 pts, 1 ast vs. UConn NOTABLE: Athletic guard with good court vision ... 8 games since (right) hand injury ... no game action since HS, so adjusting to pace of play, etc. ... solid mins vs. UK filling in for injured starters ... won two HS state titles.	Career Highs Pts: 7 vs. Kentucky, 2/4/16 Reb: 3 vs. Ole Miss, 1/28/16 Ast: 3 at Auburn, 1/21/16 Stl: 1, 2x, vs. Kentucky, 2/4/16
5		Khadijah Sessions 5-8 • Sr. • Guard • Myrtle Beach, S.C. <i>kuh-DEE-zhuh SESH-uns</i> PPG 6.4 RPG 2.6 APG 2.5 FG% .480 FT% .639	LAST GAME: 4 pts, 2 assts, 1 stl vs. UConn NOTABLE: Team captain ... best FG %age of career ... in SEC play, 8.0 ppg on 53.1% FG, including clutch shots in 5 comeback wins ... handed out ≥4 assts 7x and scored ≥10 pts 5x ... 8th in SEC in steals (2.0).	Career Highs Pts: 19 vs. Auburn, 2/3/13 Reb: 6 vs. Clemson, 11/20/14 Ast: 8 vs. NC Central, 12/1/14 Stl: 4, 14x, vs. TAMU 1/17/16
22		A'ja Wilson 6-5 • So. • Forward • Hopkins, S.C. <i>A-zhuh</i> PPG 16.5 RPG 9.0 BPG 3.1 FG% .539 FT% .695	LAST GM: 13 pts, 6 rebs, 2 blks vs. UConn NOTABLE: Growing offense and defense ... Has 10 dbl-dbls, 3.2 bpg (14th in nation) ... SEC top 5 in ppg, rpg, FG% ... 4x SEC Plyr of Wk. ... Naismith, Wooden and Drysdale Watch Lists ... 1st SC fr. to earn All-America.	Career Highs Pts: 28 vs. Duke, 12/6/15 Reb: 19 at Kentucky, 3/1/15 Blks: 8, 2x, vs. TAMU, 1/17/16 Stl: 3, 4x, vs. C. Mich., 12/20/14
23		Tina Roy 5-11 • Sr. • Guard • Kaplan, La. PPG 6.3 RPG 1.4 APG 2.4 FG% .331 FT% .444	LAST GM: 2 rebs, 2 assts vs. UConn NOTABLE: Team captain ... in SEC play – 8.9 ppg, .409 3FG %age (27-of-66) ... overall, 5th in SEC in 3s/gm (2.0) ... ≥4 3s in 5 games ... 2nd on team in assts vs. SEC teams (2.4).	Career Highs Pts: 21 vs. Arkansas, 1/3/16 Reb: 8 at Miss. St., 2/6/14 Ast: 10 vs. Sav. St., 12/14/14 Stl: 3, 2x, vs. Ole Miss, 1/28/16
24		Sarah Imovbioh 6-2 • Sr. • Forward • Abuja, Nigeria <i>ih-MOE-vee-o</i> PPG 4.8 RPG 5.2 APG 0.2 FG% .638 FT% .468	LAST GM: 13 pts, 8 rebs vs. UConn NOTABLE: Great energy, still learning SC system ... ≥10 rebs 3x, ≥10 pts 3x, 1 double-double ... 2nd on team in FG %age ... avg. dbl-dbl in 2014-15, 10.8 rpg (19th in nation, 1st in ACC) and 12.6 ppg playing at UVa.	Career Highs Pts: 19 vs. Hampton, 12/16/15 Reb: 12 vs. ECU, 12/20/15 Ast: 2, 2x, vs. Missouri, 1/10/16 Stl: 2, 2x, at Clemson, 11/18/15
25		Tiffany Mitchell 5-9 • Sr. • Guard • Charlotte, N.C. PPG 14.5 RPG 3.0 APG 2.3 FG% .415 FT% .818	LAST GM: 12 pts, 5 rebs, 2 stls vs. UConn NOTABLE: Team captain ... ≥10 pts all but two games ... 8th in SEC in ppg, 3rd in FT%age ... vs. SEC – 15.1 ppg, 2.8 apg, 2.0 spg ... Naismith, Wooden, Drysdale and Staley Watch Lists ... 2x SEC POY, All-America.	Career Highs Pts: 25 vs. Georgia, 2/27/14 Reb: 11, 5x, at Arkansas, 1/2/14 Ast: 9 at SDSU, 11/23/13 Stl: 7 vs. NC Central, 12/1/14
31		Asia Dozier 6-0 • Sr. • Guard/For. • Columbia, S.C. <i>DOE-zhur</i> PPG 3.2 RPG 1.1 APG 2.0 FG% .339 FT% .833	LAST GAME: 1 reb, 1 ast at Texas A&M NOTABLE: Two-time team captain ... cerebral player, nurturing leader ... started 10 games ... always seems to deliver timely points or defensive play ... suffered right hand injury at Texas A&M, return is day-to-day.	Career Highs Pts: 16, 2x, at SDSU, 11/23/13 Reb: 10 vs. Elon, 11/9/12 Ast: 6, 3x, vs. UNCG, 11/15/15 Stl: 2, 9x, vs. Hampton, 12/16/15
40		Jatarie White 6-4 • So. • Forward • Charlotte, N.C. <i>juh-TAR-ee</i> PPG 3.3 RPG 3.2 APG 0.5 FG% .357 FT% .641	LAST GAME: 4 pts, 1 reb, 1 ast vs. UConn NOTABLE: Solid play not always in the box score ... grabbed at least 5 rebs 6 times this season ... ≥10 points two times this season ... 2014 WBCA, McDonald's All-America.	Career Highs Pts: 14 vs. ECU, 12/20/15 Reb: 9 vs. Winthrop, 12/13/15 Blk: 4 vs. Winthrop, 12/13/15 Stl: 2 vs. Syracuse, 3/22/15
41		Alaina Coates 6-4 • Jr. • Center • Irmo, S.C. <i>uh-LAY-nuh COATS</i> PPG 12.4 RPG 10.0 BPG 1.5 FG% .673 FT% .539	LAST GM: 2 pts, 9 rebs vs. UConn NOTABLE: SEC-best 12 dbl-dbls (1 triple) – 10 in last 15 gms ... avg dbl-dbl overall and in SEC ... leads nation in FG %age, 30th rpg (1st in SEC) ... shooting 71.6% in SEC play ... Naismith Watch List ... 2x All-SEC.	Career Highs Pts: 29 vs. Winthrop, 12/13/15 Reb: 17 vs. Kentucky, 1/9/14 Blk: 10 vs. Winthrop, 12/13/15 Ast: 6 at Texas A&M, 1/31/16
44		India Farmer 6-0 • Jr. • Forward • N. Myrtle Beach, S.C. PPG 0.0 RPG 14.0 APG 0.0 FG% .000 FT% --	LAST GAME: 1 reb in 3 mins vs. Arkansas NOTABLE: Played in 4 games this season after seeing action in 16 in 2014-15, including five SEC and three postseason ... great team player ... works hard with good attitude.	Career Highs Pts: 3, 2x, vs. Alabama, 1/19/14 Reb: 3 vs. NC Central, 12/2/13 Blk: 2 vs. UNCG, 11/15/15 Stl: 1 at Florida, 1/19/15

Starter

Reserve

Gamecocks' Five-Second Count

South Carolina is enjoying its most successful period in program history. The 2015 Senior Class set a four-year record with 113 wins and a .813 winning percentage. The 2016 Senior Class is quickly closing in on that number, currently holding a record of 110-17, winning 86.7 percent of its contests. Winning consecutive SEC regular-season titles in the last two seasons, South Carolina has not finished outside the SEC's top four in four campaigns. Nationally, 68 straight AP Poll appearances is the new program record.

In the last two seasons, three Gamecocks have earned All-America honors, including two on the 2015-16 squad, and seven have earned All-SEC selection, including three on this season's roster.

Quick Facts

The University

Location: Columbia, S.C.

Founded: 1801

Enrollment: 32,972

Colors: Garnet (PMS 202C) and Black

Nickname: Gamecocks

Conference: Southeastern

President: Dr. Harris Pastides

Athletics Director: Ray Tanner

Facility: Colonial Life Arena (18,000)

Coaching Staff

Head Coach: Dawn Staley

Alma Mater: Virginia, 1992

Overall Record: 349-155 (16th season)

School Record: 177-75 (8th season)

Assoc. Head Coach (Alma Mater):

Lisa Boyer (Ithaca, 1979)

Assistant Coaches (Alma Mater):

Nikki McCray-Penson (Tennessee, 1995)

Fred Chmiel (Excelsior, 2001)

Team Information

2014-15 Record: 34-3

Home: 16-0 Away: 9-2 Neutral: 9-1

SEC Record (Finish): 15-1 (T-1st)

Home: 8-0 Away: 7-1

Letterwinners Returning/Lost: 11/3

Starters Returning/Lost: 3/2

Program History

First Year of Women's Basketball: 1974-75

All-Time Record: 757-504 (42nd season)

All-Time SEC Record: 142-201 (25th season)

NCAA Appearances (Last): 12 (2015)

NCAA Tournament Record: 17-12

2015 NCAA Result: Final Four; L, 65-66, Notre Dame; Tampa, Fla.

WNIT Appearances (Last): 4 (2011)

WNIT Record: 3-4

Media Relations

Women's Basketball Contact: Diana Koval

Office: 803.777.7977

Cell: 314.369.6050

Email: dkoval@mailbox.sc.edu

Press Row Phone: 803.777.6182

Athletics Department on the Web

Website: GamecocksOnline.com

Twitter: @GamecocksOnline

Instagram: @GamecocksOnline

Facebook: Facebook.com/GamecocksOnline

YouTube: YouTube.com/GamecocksOnline

Women's Basketball on Twitter

Team: @GamecockWBB

Head Coach: @DawnStaley

By the Numbers

	2	4	8.0	45
1	Rebound needed by Alaina Coates to become just the second Gamecock ever to record 1,000 career points and 800 rebounds prior to her senior season (Sheila Foster, 1979-82) – Coates will be the 10th in program history to hit both marks during her career			
2	Gamecocks who have turned in double-digit double-doubles this season – the only two to reach that mark in the SEC so far this season			
3	Points needed by senior guard Tiffany Mitchell to become the eighth Gamecock all-time to reach 1,700 career points			
4	Stats in which a Gamecock leads the SEC – rebounding (Coates, 10.0), field goal percentage (Coates, .673), blocks (Wilson, 3.1) and double-doubles (Coates, 12)			
5	SEC teams held under 60 points by the Gamecocks this season			
6	Of South Carolina's 10 SEC games that have been against a nationally ranked team, including three top-10 matchups			
7	Stats in which South Carolina leads the SEC in league play – scoring (73.1), scoring margin (+15.8), field goal percentage (.466), 3-point field goal percentage (.325), rebounding margin (+5.7), assists (15.0) and assist-to-turnover ratio (1.0)			
8.0	Points per SEC game scored by senior guard Khadijah Sessions, who averaged just 4.9 per league game last season			
9	Games in which Tina Roy has hit at least three 3-pointers, including six in SEC play			
12	Double-doubles by junior center Alaina Coates this season, matching her 2014-15 total			
18	Second-half points by Tiffany Mitchell at Texas A&M (Jan. 31), the most by a Gamecock in one half of an SEC game this season			
23	Double-doubles by the Gamecocks this season, the most of any team in the league			
55.9	Percent shooting by the Gamecocks in the final 5:00 of SEC games within single digit at that time, including 57.1 from 3-point range			
99	Consecutive games started by senior guard Tiffany Mitchell, the school record			

Florida Series Notes

The Gators lead the series 20-14, but the Gamecocks have won the last six and are 6-4 against Florida in the Dawn Staley era, including a 3-2 record at home.

Current Streaks

	Total	Home	Road	Neut.
Overall	L1	L1	W8	W3
SEC	W10	W23	W5	—
Non-Conference	W12	W24	W3	W3
Ranked Teams	L1	L1	W3	W1

Prior to last season's commanding victory for then-No. 1 South Carolina, the middle years of the Staley era saw close games between the two teams with single digits separating the teams in three of the Gamecocks' wins and two of their losses.

Last season's 77-42 South Carolina victory in Gainesville (Jan. 19) came via 59.3 percent field goal shooting, including 68.0 percent in the first half, for the Gamecocks, who held the Gators to just 27.1 percent from the field. Tiffany Mitchell led all scorers with 18 points on an efficient 8-of-10 shooting, and she added four steals as well. Then-freshman guard Bianca Cuevas gave Florida fits en route to 11 points and four assists in just 19 minutes of action. South Carolina dominated the paint with a variety of weapons, out-scoring Florida inside 46-26.

South Carolina's results vs. Florida since the arrival of head coach Dawn Staley:

Date	W/L	Score	Site	Rank (SC/UF)
1/19/15	W	77-42	A	1/-
2/23/14	W	69-55	H	4/-
3/3/13	W	67-56	H	14/-
1/20/13	W	52-44	A	19/-
2/12/12	W	62-58	H	24/-
1/8/12	W	49-44	A	-/-
1/9/11	L	63-65	H	-/-
1/24/10	L	56-59	A	-/-
2/22/09	L	66-82	A	-/15
1/15/09	L	63-77	H	-/19

Home Sweet Home

With an 11-1 mark this season, the Gamecocks have won 45 of their last 46 games at Colonial Life Arena. Prior to this season, South Carolina turned in back-to-back perfect seasons, going 16-0 at home in 2013-14 and 2014-15.

South Carolina is 405-156 (.722) at home, including a 160-59 (.731) record at Colonial Life Arena. Head coach Dawn Staley owns a 94-26 (.783) record at home.

Tale of the Tape

Florida				South Carolina			
Overall	SEC Rank	SEC Only	SEC Rank	Overall	SEC Rank	SEC Only	SEC Rank
19-4		7-3		22-1		10-0	
11-2		4-2		11-1		5-0	
6-2		3-1		8-0		5-0	
2-0				3-0			
81.0.....1st		72.6.....2nd		74.8.....2nd		73.1.....1st	
68.5.....14th		70.0.....14th		56.9.....4th		57.3.....4th	
.444.....5th		.425.....3rd		.463.....2nd		.466.....1st	
.394.....12th		.415.....11th		.352.....2nd		.366.....3rd	
.311.....7th		.315.....4th		.314.....6th		.325.....1st	
.289.....8th		.309.....9th		.283.....6th		.236.....3rd	
.670.....9th		.620.....12th		.654.....11th		.644.....11th	
15.1.....		12.4.....		15.6.....		16.1.....	
43.8.....1st		41.3.....2nd		41.2.....4th		38.6.....5th	
+4.3.....8th		+0.6.....10th		+8.1.....2nd		+5.7.....1st	
15.4.....3rd		14.2.....2nd		14.6.....7th		15.0.....1st	
+2.7.....6th		-0.3.....9th		+1.0.....9th		+0.4.....7th	
13.0.....1st		11.5.....1st		8.3.....9th		8.5.....7th	
4.8.....3rd		4.0.....4th		5.5.....1st		4.9.....3rd	

Ranked Readings

The Gamecocks have played 10 games against ranked teams this season and with two more currently on the schedule in the next five days.

This season against ranked teams, South Carolina averages 68.8 points on 43.2 percent field goal shooting while holding its opponent to 61.9 points per game on 36.1 percent shooting. Sophomore forward A'ja Wilson leads the offense with 19.3 points per game to go with her 10.2 rebounds per outing. Junior center Alaina Coates also averages a double-double against ranked teams this season – 11.3 points, 10.4 rebounds. Senior guard Tiffany Mitchell adds 13.4 points per game against ranked opponents.

After posting a 22-9 record against ranked opponents since the start of the 2013-14 season, head coach Dawn Staley has a 34-43 mark vs. the nation's best teams during her South Carolina tenure, highlighted by a 22-8 mark when the Gamecocks carry a better ranking than their opponent into the contest.

This season, South Carolina is 9-1 against ranked opponents. The Gamecocks' 10 wins against ranked foes in 2014-15 set a program record, topping the eight wins of the 1979-80 squad. Of last season's 10 wins, five came against a top-10 foe. This season, four of the nine ranked wins have been against top-10 teams.

SEC Story

Head coach Dawn Staley has steadily lifted the Gamecocks' national profile by building the Gamecocks into a consistent SEC contender with back-to-back regular-season titles, shirking decades of difficulty in the nation's best women's basketball conference.

In her eighth season at the helm, Staley boasts a 77-43 (.642) SEC regular-season record and has finished

outside the league's top five just twice – an unprecedented achievement for a program that had finished INSIDE the top five only two times in the previous 17 seasons. Staley's 77 wins include now five seasons of double-digit league victories – 10 in 2012, 11 in 2013, an SEC-best 14 in 2014 and 15 in 2015, and currently 10 in 2016.

Staley's SEC regular-season record includes a 43-18 (.705) mark at home and a 34-25 (.576) slate on the road.

Poll Position

South Carolina remains at No. 2 in the nation in both polls this week, marking the 32nd-straight time the Gamecocks have been ranked among the nation's top three teams. South Carolina has held a top-10 position in the Associated Press poll for 43 straight weeks and been ranked in the AP top 25 for 68 consecutive weeks (beginning Dec. 10, 2012), breaking the school record of 62 from Feb. 27, 1979 through Jan. 9, 1983.

RPI Ratings

With 11 games away from Columbia so far this season, the Gamecocks are third in the RPI – best in the SEC with Tennessee (15), Texas A&M (17), Florida (21), Mississippi State (22) and Kentucky (23) also among the top 25. Georgia (28) and Missouri (32) are in the top 50.

SEC Title Talk

The media and league coaches picked the Gamecocks to repeat as SEC champions this season. After winning its first SEC regular-season championship in 2013-14, South Carolina shared the title last season. If the prediction holds, the Gamecocks would become just

the third team to win three straight regular-season championships in league history, joining Tennessee (2000-2004, 1993-1995) and Auburn (1987-89).

Location, Location, Location

South Carolina averages 39.8 points in the paint this season, making up 53.2 percent of the Gamecocks' offense. No opponent has out-scored South Carolina in the paint this season (Vanderbilt and UConn have tied) with the Gamecocks out-pacing their opponents in that space by 17.6 points per game.

In 10 games against ranked opponents this season,

In the National Rankings

(thru games of 2/9)

Team	SEC	NCAA	Actual
Scoring Offense	2	30	74.8
Scoring Defense	4	41	56.9
Scoring Margin	2	8	+17.9
Field Goal Percentage	2	12	.463
Field Goal %age Def.	2	24	.352
3-Point FG %age	6	154	.314
3-Point FG %age Def.	6	60	.283
3-Point FG Made/Gm.	7	198	5.2
Free Throw Percentage	11	277	.654
Rebounding Offense	4	—	41.2
Rebounding Defense	3	—	33.1
Rebounding Margin	2	28	+8.1
Assists	7	77	14.6
Steals	9	134	8.3
Turnover Margin	9	135	+1.0
Turnovers	—	45	14.0
Assist-to-Turnover Ratio	3	52	1.0
Blocked Shots	1	17	5.5
Home Attendance Avg.	1	1	14,844

Alaina Coates	SEC	NCAA	Actual
Scoring	14	—	12.4
Rebounding	1	30	10.0
FG Percentage	1	1	.673
Blocks	5	113	1.5
Off. Rebounds	13	—	2.8
Double-Doubles	1	15	12

Tiffany Mitchell	SEC	NCAA	Actual
Scoring	8	212	14.5
FT Percentage	3	81	.818
Steals	15	—	1.7
3FG Made/Game	12	—	1.7

Tina Roy	SEC	NCAA	Actual
3FG Made/Game	5	186	2.0

Khadijah Sessions	SEC	NCAA	Actual
Steals	8	164	2.0

A'ja Wilson	SEC	NCAA	Actual
Scoring	5	100	16.5
Rebounding	4	69	9.0
FG Percentage	3	39	.539
FT Percentage	9	—	.695
Blocks	1	14	3.1
Off. Rebounds	11	—	2.9
Double-Doubles	2	34	10

2015-16 Double-Doubles

Alaina Coates (12)

11/13	Ohio State	17 pts/13 rebs
11/22	at UCLA	12 pts/12 rebs
12/13	Winthrop	29 pts/16 rebs/10 blks
12/16	Hampton	22 pts/12 rebs
12/20	vs. East Carolina	10 pts/15 rebs
1/3	Arkansas	11 pts/10 rebs
1/7	at Vanderbilt	11 pts/10 rebs
1/10	Missouri	13 pts/12 rebs
1/21	at Auburn	17 pts/10 rebs
1/28	Ole Miss	13 pts/14 rebs
1/31	at Texas A&M	12 pts/10 rebs
2/4	Kentucky	27 pts/13 rebs

Sarah Imovbioh (1)

11/15	UNCG	14 pts/11 rebs
-------	------	----------------

A'ja Wilson (10)

11/13	Ohio State	20 pts/14 rebs
11/15	UNCG	19 pts/10 rebs
11/22	at UCLA	11 pts/10 rebs
11/27	vs. Arizona State	18 pts/11 rebs
12/6	Duke	28 pts/11 rebs
12/20	vs. East Carolina	15 pts/10 rebs
1/3	Arkansas	11 pts/10 rebs
1/10	Missouri	11 pts/11 rebs
1/14	at Kentucky	26 pts/13 rebs
1/31	at Texas A&M	27 pts/10 rebs

Alaina Coates

Naismith Early Season Watch List
Wooden Award Watch List
SEC Player of the Week (Jan. 26-Feb. 1)
Preseason All-SEC First Team (Media, Coaches)

Bianca Cuevas

Rainbow Wahine Showdown All-Tournament

Tiffany Mitchell

USBWA Ann Meyers Drysdale Midseason List
Wooden Award Midseason Top 20
Naismith Early Season Watch List
Dawn Staley Award Watch List
Senior CLASS Award candidate
Preseason All-America (AP, Lindy's, Athlon, SI, ESPN)
Preseason All-SEC First Team (Media, Coaches)
Preseason SEC Player of the Year (Media, Coaches)

A'ja Wilson

USBWA Ann Meyers Drysdale Midseason List
Wooden Award Midseason Top 20
2015 USA Basketball Female Athlete of the Year
Naismith Early Season Watch List
Rainbow Wahine Showdown Tournament MVP
Preseason All-America 2nd Team (Lindy's, SI, ESPN)
Preseason All-America Honorable Mention (AP)
Preseason All-SEC First Team (Media, Coaches)
SEC Player of the Week (Nov. 13-16; Nov. 24-30; Dec. 1-7; Jan. 12-18)
ESPN National Player of the Week (Jan. 12-18)

Gamecocks in 2015-16 National Polls

Poll	Pre	11/16	11/23	11/30	12/7	12/14	12/21	12/28	1/4	1/11	1/18	1/25	2/1	2/8	2/15	2/22	3/1	3/8	3/16	Final
Associated Press	2	2	2	2	2	2	2	2	2	2	2	2	2	2	2	2	2	2	2	2
Coaches	2	2	2	2	2	2	2	2	2	2	2	2	2	2	2	2	2	2	2	2

South Carolina has out-scored its foes in the paint by 15.5 points per game. The Gamecocks average 14.2 points in the paint per game more than their SEC opponents.

South Carolina's interior advantage has been at least 20 points in 10 of the team's 23 games this season, including three games against ranked teams – #6/10 Ohio State (32), #16/18 Arizona State (26) and #15/10 Texas A&M (20). The season-high advantage of 34 points has happened twice – against Arkansas (Jan. 3) and UNCG (Nov. 15).

Be Aggressive

Led by arguably among the best frontcourts in the nation, South Carolina leads the country with 23.8 free throw attempts per game. The Gamecocks' 547 total attempts is second in the nation behind SIUE's 559 in 24 games. South Carolina's 358 made free throws are eighth in the nation.

The Gamecocks are shooting 65.4 percent from the free throw line – a number that has been steadily on the rise recently after hitting 72.4 percent in the last three games and 66.7 percent in the last five.

This season, South Carolina has outscored its opponent on the free throw line 19 times, including eight SEC games. The Gamecocks have made at least 20 free throws five times this season – 23 vs. #6/10 Ohio State (Nov. 13), 21 vs. East Carolina (Dec. 20), 32 vs. #20/- Missouri (Jan. 10), 20 at #10/10 Texas A&M (Jan. 31), 24 vs. #18/18 Kentucky (Feb. 4).

Balancing Act

Six different Gamecocks have been the team's high scorer in a game at least once, but often the high scorer has several teammates on her heels. In a constant search for balance, the Gamecocks' top scorer in a game has accounted for less than one-third of the team's points in all but six games. Overall, three Gamecocks average double-figure points – A'ja Wilson 16.5 ppg, Tiffany Mitchell 14.5, Alaina Coates 12.4 – with three others scoring at least 6.3 points per game – Bianca Cuevas 6.5 ppg, Khadijah Sessions 6.4, Tina Roy 6.3.

In SEC play, the balance of offense is only slightly contracted with Wilson at 16.0, Mitchell at 15.1 ppg and Coates at 12.4 to go along with Roy's 8.9 ppg and Sessions' often timely 8.0 ppg.

Diversified Assets

Head coach Dawn Staley has compiled an arsenal of offensive weapons that keeps growing throughout the season with no one Gamecock consistently dominating the stat line, especially on offense.

While nine different Gamecocks have been the team's top scorer in at least one quarter this season, no Gamecock has led the team in scoring for all four

Team Specialty Stats

South Carolina-Opponent

	Pts. in Paint	Pts. Off TOs	2nd Chance Pts	Fast Break Pts
11/13 OSU	52-20	20-14	21-8	16-9
11/15 UNCG	52-18	29-4	16-10	13-8
11/18 at Clem.	24-16	21-2	22-11	8-0
11/20 at UCLA	30-20	8-17	10-9	4-6
11/27 vs. ASU	42-16	18-20	8-9	2-0
11/28 vs. CSUB	48-20	16-7	7-7	2-0
11/29 at Hawaii	36-18	23-5	12-11	6-0
12/6 Duke	42-24	15-6	18-9	15-6
12/13 Winthrop	50-18	20-9	14-10	19-6
12/16 Hampton	42-22	7-18	17-1	2-10
12/20 vs. ECU	46-18	16-6	17-11	2-0
12/22 Elon	40-32	21-17	14-10	9-8
1/3 Ark.	44-10	28-8	20-5	16-2
1/7 at VU	30-30	12-12	6-9	10-6
1/10 Mizzou	34-22	17-9	10-7	14-4
1/14 at UK	38-34	16-9	15-12	0-12
1/17 TAMU	42-22	24-19	8-9	10-10
1/21 at Aub.	36-16	16-15	9-14	8-4
1/24 at MSU	28-10	4-13	6-4	14-6
1/28 Miss.	46-34	18-8	17-7	15-8
1/31 at TAMU	40-24	22-15	14-16	10-17
2/4 UK	44-38	15-13	17-15	12-8
2/8 UConn	30-30	4-6	6-8	0-10
2/11 Fla.				
2/15 at Tenn.				
2/18 Ga.				
2/22 at Ala.				
2/25 at Miss.				
2/28 LSU				
Season Avg.	39.8-22.3	17.0-11.0	13.2-9.2	9.0-630
SEC Avg.	38.2-24.0	17.2-12.1	12.2-9.8	10.9-7.5

quarters of a game. A single player has topped the team in three quarters just eight times – Alaina Coates (Winthrop, Kentucky), Tiffany Mitchell (at Clemson, at Vandy) and A'ja Wilson (vs. CSUB, Duke, at Kentucky, Texas A&M). Conversely, a different Gamecock has led each quarter of a game eight times (Ohio State, UNCG, Hampton, vs. East Carolina, Arkansas, Missouri, at Auburn, Ole Miss).

A Little Help From My Friends

Playing under one of the best point guards in U.S. women's basketball history, South Carolina has always been committed to finding the teammate with the best shot, and the Gamecocks currently lead the SEC with 15.0 assists per conference game. After assisting on just

Starters vs. Bench Points

	SC Starters	Opp. Starters	SC Bench	Opp. Bench
11/13 OSU	58	70	30	10
11/15 UNCG	52	33	40	11
11/18 at Clem.	38	33	29	8
11/22 at UCLA	57	55	11	10
11/27 vs. ASU	39	38	21	20
11/28 vs. CSUB	56	47	34	24
11/29 at Hawaii	46	36	21	15
12/6 Duke	64	45	2	10
12/13 Winthrop	55	30	31	7
12/16 Hampton	69	35	17	15
12/20 vs. ECU	58	47	30	10
12/22 Elon	59	52	19	11
1/3 Ark.	65	24	20	8
1/7 at VU	50	35	21	26
1/10 Mizzou	54	38	29	20
1/14 at UK	59	51	14	11
1/17 TAMU	50	53	9	5
1/21 at Aub.	47	44	27	14
1/24 at MSU	45	46	12	5
1/28 Miss.	52	38	29	24
1/31 at TAMU	69	53	1	10
2/4 UK	63	46	15	22
2/8 UConn	31	61	23	5
2/11 Fla.				
2/15 at Tenn.				
2/18 Ga.				
2/22 at Ala.				
2/25 at Miss.				
2/28 LSU				
Season Avg.	53.7	43.8	21.1	13.1
SEC Avg.	55.4	42.8	17.7	14.5

45.9 percent of its field goals (158 of 344) to start the season, in league play, South Carolina has rediscovered its roots, handing out assists on 150 of 258 made field goals (58.1 percent). Senior Tiffany Mitchell, who is the Gamecocks second-leading scorer in SEC games (15.1 ppg), also leads the team in assists (2.8 apg).

Overall, South Carolina has assisted on at least 50.0 percent of its field goals in 15 games, including four games of over 70.0 percent. The Gamecocks' 24 assists on 31 made field goals against Ole Miss (Jan. 28) was a season-best 77.4 percent.

Senior Moments

South Carolina's four four-year seniors – Asia Dozier, Tiffany Mitchell, Tina Roy, Khadijah Sessions – have been a huge part of the Gamecocks' undefeated record, especially since SEC play began. After accounting for 36.5 percent of South Carolina's offense to open the season, the quarter averages 33.1 points per SEC game to make up 45.3 percent of the Gamecocks' league-best 73.1 points per game.

Crunch Time

This season 10 games have been in the balance late with the teams within single digits in the last five minutes – #6/10 Ohio State, at UCLA, vs. #16/18 Arizona State, #14/13 Duke, at Vanderbilt, at #9/9 Kentucky, #15/11 Texas A&M, at #10/10 Mississippi State, at #10/10 Texas A&M, #18/18 Kentucky – including five in which South Carolina trailed at halftime. The Gamecocks have won all nine of those outings behind offensive efficiency and defensive rebounding in the closing moments.

In the last five minutes of those 10 games, the Gamecocks shot 59.1 percent while allowing just 33.0 percent to their opponent, and South Carolina out-rebounded its opponents 57-40 in that segment of the game, including grabbing 63.9 percent of the available

All-Time Records vs. SEC Teams

Opponent	Overall	Under Staley	SEC Season	SEC Tourn.	H	A	N	Streak	Last
Alabama	21-15	11-0	16-12	2-2	11-5	8-8	2-2	Won 11	W: 85-54, 1/29/15 (H)
Arkansas	15-17	8-3	14-15	1-2	9-5	5-10	1-2	Won 7	W: 85-32, 1/3/16 (H)
Auburn	19-21	7-3	14-15	1-1	11-7	7-12	1-2	Won 4	W: 74-58, 1/21/16 (A)
Florida	14-20	6-4	12-18	0-2	6-10	8-8	0-2	Won 6	W: 77-42, 1/19/15 (A)
Georgia	10-33	6-6	7-21	2-2	4-14	3-15	3-4	Won 3	W: 58-35, 2/5/15 (A)
Kentucky	24-33	8-9	20-25	0-2	17-9	7-20	0-4	Won 2	W: 78-68, 2/4/16 (H)
LSU	9-22	6-5	7-22	2-0	4-10	3-12	2-0	Won 5	W: 74-54, 3/7/15 (N)
Ole Miss	19-17	9-2	15-12	2-4	11-4	6-8	2-5	Won 7	W: 81-62, 1/28/16 (H)
Miss. State	16-16	7-3	15-14	0-2	10-5	6-9	0-2	Won 7	W: 57-51, 1/24/16 (A)
Missouri	4-1	3-1	3-1	—	2-0	1-1	1-0	Won 3	W: 83-58, 1/10/16 (H)
Tennessee	4-45	3-8	2-26	1-3	2-19	1-21	1-5	Won 2	W: 62-46, 3/8/15 (N)
Texas A&M	3-3	3-3	3-2	0-1	2-1	1-1	0-1	Won 3	W: 70-63, 1/31/16 (A)
Vanderbilt	13-21	8-2	13-18	0-2	7-8	5-11	0-2	Won 6	W: 71-61, 1/7/16 (A)
Totals	171-264	85-49	142-200	11-23	94-97	61-136	13-30	Won 13	

defensive rebounds (39 of 61).

In the fourth quarter of those 10 games, South Carolina has shot over 50.0 from the field eight times, including five games of at least 60.0 percent. The best fourth-quarter showing was 7-of-10 (.700) at Mississippi State, during which the Gamecocks missed just one field goal in the final five minutes to seal the win.

Call in The Closer

Head coach Dawn Staley and senior guard Tiffany Mitchell share many traits, but their loathe for losing is likely the strongest similarity between the two. And, in the last three seasons, the coach has called on The Closer to deliver in tough situations – a role that merited back-to-back SEC Player of the Year and All-America status for the Charlotte, N.C., native.

While Mitchell ceded the role early in the season as she recovered from injury, the Gamecocks' star is shining once again under the harshest spotlights. South Carolina has played six tight games this season (within nine points in the final 5:00), tied or trailing at halftime in four of them – at Vanderbilt (Jan. 7), at #9/9 Kentucky (Jan. 14), vs. #15/11 Texas A&M (Jan. 17), at #10/10

Texas A&M (Jan. 31).

Mitchell played in the second half of five of those close SEC games (missing the UK game due to first-half injury), leading the team with 11.0 points per second half along with 1.2 assists, 1.4 steals and 2.2 rebounds. That scoring average includes 6.4 points per fourth quarter. In the six first halves, she averaged 6.2 points, 1.2 assists, 0.7 steals and 0.5 rebounds.

At Vanderbilt (Jan. 7), eight of Mitchell's 22 points came in the fourth quarter. At #9/9 Kentucky (Jan. 14), nine of her 16 points came in the second half, including a fourth-quarter tip-in of a missed free throw that helped spark a 12-0 run. At #10/10 Mississippi State (Jan. 24), nine of her 21 points came in the fourth quarter, including five straight to stretch a one-point lead into six and two free throws with :10 to play. At #10/10 Texas A&M (Jan. 31), 18 of her 20 points came in the second half, including seven during 13-2 fourth-quarter run the delivered seven-point lead with 3:38 to play and two more on a pair of free throws in a four-point game with :34 to go.

Offensive Operation

Head coach Dawn Staley is often thought of as a defensive coach, but she has steadily built an efficient offensive team over the last few seasons, culminating in the 2014-15 squad's 75.9 points per game (fourth-best in program history and the first new entry in the top five since 1993-94) on 48.4 percent shooting. That group ranked 18th in the nation in scoring and fourth in field goal percentage.

This season, the Gamecocks are 30th in the nation in scoring average (74.8) and 12th in field goal percentage (.463).

Here's a look at the offense's growth over the last six seasons.

Season	PPG (rank)	FG%age (rank)
2015-16	74.8 (30th)	.463 (12th)
2014-15	75.9 (18th)	.484 (4th)
2013-14	72.9 (63rd)	.474 (6th)
2012-13	61.3 (183rd)	.390 (155th)
2011-12	61.2 (180th)	.398 (121st)
2010-11	58.7 (253rd)	.380 (223rd)

Getting Defensive

South Carolina has been a defensive juggernaut under head coach Dawn Staley, ranking among the nation's top 15 in scoring defense the last four seasons, including three seasons among the top 10. While the Gamecock offense has grown, the attention to defense has not with opponent field goal percentage ranking among the nation's top 25 each of the last three seasons.

This season, South Carolina has held its opponents to just 56.9 points per game on 35.2 percent shooting to rank 41st and 24th in the nation, respectively. The Gamecocks have yielded over 65 points just four times this season, and only five opponents have shot at least 40.0 percent against South Carolina with just one hitting 45.0 percent.

Here's a look at the defense's dominance over the last five seasons:

Season	Opp. PPG	Opp. FG%age
2015-16	56.9 (41st)	.352 (24th)
2014-15	54.1 (12th)	.349 (10th)
2013-14	55.8 (8th)	.346 (5th)
2012-13	50.3 (5th)	.354 (32nd)
2011-12	51.4 (4th)	.376 (108th)

Quality vs. Quantity

Senior point guard Khadijah Sessions embodies head coach Dawn Staley's theory that her position is one of service to others. Last season, Sessions averaged 4.5 points per SEC game on 40.1 percent shooting, which left most opponents focusing on stopping every other Gamecock on the floor. The veteran honed her shot and her confidence this summer, and, this season, SEC foes have continued their defensive philosophy at their own peril.

Sessions is enjoying a career-best .463 field goal percentage this season, including 53.1 percent in SEC play, during which she is 8-of-18 (.444) from 3-point range. She averages 8.0 points per league game while still averaging 2.1 assists and 2.1 steals. Last season, Sessions contributed just 4.9 points per SEC game, shooting 46.0 percent from the field, including 33.3 percent from outside the arc.

In the Gamecocks' 10 games that were within single digits with 5:00 remaining, Sessions is shooting 75.0 percent (6-of-8) in that time, including 2-of-3 from 3-point range. In the six SEC games in that group, her numbers rise to 6-of-7 (.857) from the field and 2-of-2 from 3-point range, and she is tied with Tiffany Mitchell for the team lead with a 3.2 scoring average during that time.

With the Gamecocks leading by one with 4:24 to go at Vanderbilt (Jan. 7), Sessions hit two 3-pointers over the next 2:00 to twice turn back the Commodores. In the final 2:34 against #15/11 Texas A&M (Jan. 17), she picked up a steal then delivered the game-winning free throw after forcing the action following a game-tying layup by the Aggies with :03 on the clock. At #10/10 Mississippi State (Jan. 24), Sessions buried a pair of pull-up jumpers to turn back the Bulldogs, the second of which came in a two-point game with 30 seconds to play, setting up her fellow seniors for the game-clinching free throws. At #10/10 Texas A&M (Jan. 31), in the

Games Led Team In...

(Tied for team lead in each category included)

Scoring	2015-16	Career	Record
A'ja Wilson	11	26	23-3
Tiffany Mitchell	7	44	42-2
Alaina Coates	4	16	15-1
Tina Roy	2	4	4-0
Bianca Cuevas	1	3	3-0
Sarah Imovbioh	1	1	0-1
Khadijah Sessions	0	3	2-1
Asia Dozier	0	2	2-0

Rebounding	2015-16	Career	Record
Alaina Coates	16	50	47-3
A'ja Wilson	10	19	18-1
Sarah Imovbioh	2	2	2-0
Jatarie White	1	1	1-0
Tiffany Mitchell	0	10	9-1

Assists	2015-16	Career	Record
Khadijah Sessions	8	30	27-3
Tina Roy	8	18	17-1
Tiffany Mitchell	6	35	33-2
Asia Dozier	4	17	17-0
Alaina Coates	2	3	3-0
Bianca Cuevas	1	9	8-1
Sarah Imovbioh	1	1	1-0

2015-16 Scoring Differentials

Largest lead in a win.....	by 52 (84-32), 4th-3:11, vs. Winthrop, 12/13
Largest deficit overcome to win.....	by 11 (19-30), 2nd-3:43, at Kentucky, 1/14
Largest lead given up in a loss.....	
Largest deficit in a loss.....	by 21 (33-54), 3rd-1:20, vs. UConn, 2/8

Miscellaneous Stats			
Triple-Doubles	2015-16	Career	Record
Alaina Coates	1	1	1-0
Double-Doubles	2015-16	Career	Record
Alaina Coates	12	34	33-1
A'ja Wilson	10	15	14-1
Sarah Imovbioh	1	1	1-0
Tiffany Mitchell	0	4	4-0
20+ Points	2015-16	Career	Record
A'ja Wilson	6	11	10-1
Tiffany Mitchell	3	16	16-0
Alaina Coates	3	13	10-1
Bianca Cuevas	1	2	2-0
Tina Roy	1	1	1-0
10+ Points	2015-16	Career	Record
Tiffany Mitchell	22	96	86-10
A'ja Wilson	18	47	43-4
Alaina Coates	16	63	60-3
Tina Roy	6	18	16-2
Bianca Cuevas	6	14	14-0
Khadijah Sessions	5	25	24-1
Sarah Imovbioh	3	3	2-1
Jatarie White	2	4	4-0
Asia Dozier	1	14	13-1
10+ Rebounds	2015-16	Career	Record
Alaina Coates	14	39	38-1
A'ja Wilson	11	16	15-1
Sarah Imovbioh	3	3	3-0
Tiffany Mitchell	0	7	6-1
Asia Dozier	0	1	1-0
5+ Assists	2015-16	Career	Record
Tiffany Mitchell	3	14	14-0
Khadijah Sessions	3	13	13-0
Asia Dozier	3	11	11-0
Bianca Cuevas	1	6	6-0
Alaina Coates	1	1	1-0
Tina Roy	0	5	5-0
5+ Steals	2015-16	Career	Record
Bianca Cuevas	1	1	1-0
Tiffany Mitchell	0	8	8-0
5+ Blocks	2015-16	Career	Record
A'ja Wilson	3	4	3-1
Alaina Coates	1	4	4-0

final 5:23, Sessions hit a transition layup, assisted on Tiffany Mitchell's 3-pointer that made it a seven-point game, blocked a 3-point attempt and hit two free throws with 46 seconds to play to help seal the win. In putting away #18/18 Kentucky (Feb. 4), which trailed by just two with 2:39 to play, Sessions swiped a steal, hit a free throw and converted a transition layup as part of the 10-2 run that closed the game.

All-Around All-American

Senior guard Tiffany Mitchell's ability to take over games has powered the Gamecocks to some of their most dynamic victories, but her impact has never been limited to the big moments or to the offensive end. The Charlotte, N.C., native's greatness is felt in every possession of every game, and this season's SEC numbers back that up.

In league play, Mitchell ranks among the league's top 10 in five categories and comes in 12th in another. Her 15.1 points per league game are sixth in the league as are her 2.0 steals per game. She is fourth in field goal percentage (.427) and third in free throw percentage (.814), and her 1.4 made 3s per game rank 10th. Mitchell is 12th with 2.8 assists per game.

Another All-Around Contender

Sophomore forward A'ja Wilson rivals her teammate Tiffany Mitchell in comprehensive impact on the game, matching Mitchell's five stats among the league's top 10 in SEC play and adding an 11th-place entry in another. And, while Wilson may have joked about aiming to become the SEC Defensive Player of the Year this season, she has been changing the game on both sides of the ball.

In SEC play, the 6-foot-5 forward leads the league in field goal percentage (.526) and blocks per game (3.3). Her 9.1 rebounds per game are fourth best as are her team-high 16.0 points per game. Hitting 70.2 percent from the free throw line, she is ninth in the conference, and her 2.8 offensive rebounds per game are 11th best.

Overall this season, Wilson ranks among the SEC's top five in scoring (5th, 16.5 ppg), rebounding (4th,

9.0 rpg), field goal percentage (3rd, .539), blocks (1st, 3.1 bpg) and double-doubles (2nd, 10). She has been the team's top scorer 11 times, and her 18 double-digit scoring games include six 20-point outings.

Quarter Breakdown

Through 92 quarters this season, South Carolina has out-scored its opponent 64 times with the Gamecocks topping their foe by double digits 18 times, including a season-high differential of 26 (35-9) in the second quarter against Arkansas (Jan. 3). This season's best first-quarter advantage is 19 (26-7) against Winthrop (Dec. 13), third-quarter margin is 22 (29-7) against Arkansas (Jan. 3) and fourth-quarter edge is 17 (27-10) vs. Hampton (Dec. 16). South Carolina has shot at least 50.0 percent in 41 quarters this season with a high of 80.0 percent (8-of-10) in the third quarter against Hampton.

South Carolina's offensive efficiency builds steadily throughout the game as opponents begin to feel the effects of the Gamecocks' formidable frontcourt with 30 of the 43 quarters in which South Carolina has shot at least 50 percent coming in the second half. The Gamecocks shoot a game-high 52.3 percent in the fourth quarter with the third quarter next in line at 48.9 percent.

Similarly, opponents' shooting percentages steadily decline throughout the game. Of the 10 lowest shooting percentage quarters for opposing teams, six have been in the second half, including two of the four lowest.

A more detailed look at the quarter-by-quarter production for the Gamecocks and their opponents.

Qtr.	SC/Opp Avg. Pts	SC/Opp Avg. Rebs	SC/Opp FG%
1	16.9/13.2	11.2/9.3	.389/.336
2	17.8/13.5	9.9/8.0	.470/.361
3	20.2/15.0	10.6/8.7	.489/.360
4	20.1/15.1	10.1/7.9	.523/.344

Individually, sophomore forward A'ja Wilson has turned in four of the eight double-digit scoring quarters this season, but senior guard Tina Roy owns the top spot with 15 points in the third quarter against Arkansas (Jan. 3). Senior guard Tiffany Mitchell has the highest first-quarter scoring total with nine against both CSUB (Nov. 28) and Winthrop (Dec. 13). Wilson owns the best mark the second quarter, turning in 11 in the

second quarter against UNCG (Nov. 15), and her 12 in the fourth quarter against Ohio State (Nov. 13) are tied with Alaina Coates' 12 against #18/18 Kentucky (Feb. 4) for that quarter's top mark.

SEC Active Leaders

Among the SEC's active leaders in eight statistical categories five different Gamecocks are among the top 10 in at least one with junior Alaina Coates leading the conference in two. Senior Tiffany Mitchell's league-high six entries is not a surprise given the breadth of her resume, but the appearance of sophomore A'ja Wilson at No. 2 on the active blocked shots list (130) may catch some observers off guard.

Mitchell headlines the South Carolina entries ranking second in scoring (1,697) and field goals made (568); third in steals (211) and 3-pointers made (157); fourth in assists (321) and ninth in rebounding (542). She is one of just two true perimeter players on the rebounding list, trailing the other in the standing by six boards.

Coates is the league's active leader in blocks (160) and double-doubles (34). She sits third in rebounds (799) and is 10th in scoring (1,101).

Senior Khadijah Sessions holds sixth in steals (162) and eighth in assists (275). Senior Tina Roy comes in fifth on the 3-pointers made list (143).

Great Gamecock Fans

South Carolina leads the nation in average attendance at 14,844 and is one of just two programs averaging at least 10,000 fans this season. (Both are in the SEC as Tennessee joins the Gamecocks with a 10,143 average.)

In fact, 10 of the top 15 attended games in NCAA Division I women's basketball this season were played at Colonial Life Arena, including seven of the top 10 and three of the top five.

Delving more deeply into the numbers, South Carolina's Colonial Life Arena's capacity of 18,000 makes it the seventh-largest women's basketball venue in the nation. South Carolina is the only one of those selling over 50 percent of their capacity as Gamecocks fans are filling Colonial Life Arena at 82.47 percent capacity, the highest of any facility seating at least 10,000 and fifth overall.

Prior to 2015-16, the Gamecocks led the nation in average attendance increase in each of the previous two



Around the SEC

	SEC Games			Overall		
	W	L	Pct.	W	L	Pct.
South Carolina	10	0	1.000	22	1	.956
Mississippi St.	8	3	.727	21	4	.840
Florida	7	3	.700	19	4	.826
Texas A&M	6	4	.600	16	7	.695
Georgia	6	5	.545	18	6	.750
Auburn	6	5	.545	16	8	.667
Tennessee	5	5	.500	14	9	.608
Arkansas	5	6	.454	10	14	.416
Kentucky	5	6	.454	16	6	.727
Missouri	5	6	.454	18	6	.750
Vanderbilt	4	6	.400	15	8	.652
Alabama	3	8	.272	14	10	.583
Ole Miss	2	8	.200	10	13	.434
LSU	2	9	.181	8	16	.333

Today's Games

February 11

Auburn at Ole Miss, 7 p.m. (SECN+)
 #11/11 Miss. State at #15/13 Texas A&M, 7 p.m. (SECN)
 Alabama at Missouri, 8 p.m. (SECN+)
 #25/- Tennessee at Vanderbilt, 9 p.m. (SECN)

*Rankings are listed as AP/ESPN Poll
 All Times Eastern; TV Network in ()*

AP Top 25

(Week of Feb. 8)

1. Connecticut	22-0
2. South Carolina	22-0
3. Notre Dame	23-1
4. Baylor	23-1
5. Maryland	21-2
6. Texas	21-1
7. Ohio State	18-4
8. Oregon State	20-3
9. Arizona State	20-4
10. Florida State	19-4
11. Mississippi State	21-4
12. Louisville	18-6
13. Stanford	19-5
14. UCLA	17-6
15. Texas A&M	16-7
16. Florida	19-4
17. Michigan State	18-5
18. Kentucky	16-6
19. Miami (FL)	20-4
20. Oklahoma State	18-4
21. Oklahoma	16-6
22. South Florida	16-6
23. DePaul	19-7
24. West Virginia	18-6
25. Tennessee	14-9

USA Today Coaches Top 25

(Week of Feb. 8)

1. Connecticut	22-0
2. South Carolina	22-0
3. Notre Dame	23-1
4. Baylor	23-1
5. Texas	21-1
6. Ohio State	18-4
7. Maryland	21-2
8. Oregon State	20-3
9. Florida State	19-4
10. Arizona State	20-4
11. Mississippi State	21-4
12. Louisville	18-6
13. Texas A&M	16-7
14. Stanford	19-5
15. Michigan State	18-5
16. UCLA	17-6
17. Miami (FL)	20-4
18. Kentucky	16-6
19. Florida	19-4
20. South Florida	16-6
21. Oklahoma	16-6
22. Syracuse	18-6
23. DePaul	19-7
24. Duquesne	21-2
25. Oklahoma State	18-4

seasons and paced the country in average attendance in 2014-15 at 12,293. In the last two seasons South Carolina has played in front of over 10,000 fans at Colonial Life Arena 25 times, including every game this season. The program enjoyed its first sell out at Colonial Life Arena when 18,000 fans turned out to watch the No. 2/2 Gamecocks take on No. 1/1 UConn on Feb. 8, 2016.

Double-Double Trouble

The most recent addition to the Gamecocks' 1,000-point club, junior center Alaina Coates has the size and skill to take over games against any opponent and continues to grow more comfortable in that role. Leading the SEC with 12 double-doubles this season – matching her career high originally set in 2013-14 – she averages a double-double on the season with her SEC-best 10.0 rebounds per game and 12.4 points per outing, which ranks 14th in the league. She also averages a double-double in SEC play with 12.4 points and 11.2 rebounds per game.

Coates became the 31st member of the 1,000-point club in the first 30 seconds of the win over No. 20/-Missouri (Jan. 10) but just the 13th member to also amass 700 career rebounds – a number she reached against the Tigers as well.

With 34 career double-doubles, during which the Gamecocks are 33-1, she is fifth in program history in that category, becoming the first new entry in the top five since Marsha Williams moved into the No. 2 spot in 1992-93 with 44. (The school record of 70 belongs to Sheila Foster, 1979-82.) With three straight double-doubles to open league play, Coates matched and then broke Williams' school record for double-doubles in SEC action, previously 11 now 16.

The SEC's active leader with 160 career blocks, Coates is third in South Carolina history in the category. She is just 17 shy of Lakesha Tolliver's (2004-07) career record of 177 and four out of second place (Elem Ibiam, 2012-15).

Mitchell's March

Senior guard Tiffany Mitchell's work ethic and competitive fire have made her an annual part of the national player of the year conversations, and expectations have been the same this season for the two-time All-American and reigning back-to-back SEC Player of the Year. Ranking among the SEC's best in numerous categories over the last three seasons, Mitchell is steadily moving up various Gamecocks' career charts as well.

Here are a few of the career benchmarks she has a chance to catch:

Category	Current	Chasing	To Go
Points	1,697 (8th)	1,714 (7th)	117
3FG Made	157 (6th)	159 (5th)	2
3FG Att.	383 (9th)	405 (8th)	22
FT Made	405 (5th)	411 (4th)	7
FT Att.	525 (6th)	545 (5th)	20
Steals	212 (10th)	215 (7th)	3
Minutes	3,790 (5th)	3,886 (3rd)	96
Games Played	127 (7th)	128 (5th)	1
Games Started	124 (1st)	—	—

2015-16 Roster

No.	Name	Pos.	Ht.	Yr.	Hometown/Last School
1	Bianca Cuevas	G	5-6	So.	Bronx, N.Y./Nazareth Regional
4	Doniyah Cliney	G	6-0	R-Fr.	Newark, N.J./Malcolm X Shabazz
5	Khadijah Sessions	G	5-8	Sr.	Myrtle Beach, S.C./Myrtle Beach
10	Allisha Gray*	G	6-0	Jr.	Sandersville, Ga./North Carolina
15	Tiffany Davis	G	5-7	Jr.	Houston Texas/Westbury Christian
22	A'ja Wilson	F	6-5	So.	Hopkins, S.C./Heathwood Hall
23	Tina Roy	G	5-11	Sr.	Kaplan, La./Kaplan
24	Sarah Imovbioh	F	6-2	Sr.	Abuja, Nigeria/Virginia
25	Tiffany Mitchell	G	5-9	Sr.	Charlotte, N.C./Providence Day
31	Asia Dozier	G/F	6-0	Sr.	Columbia, S.C./Spring Valley
35	Kaela Davis*	G	6-2	Jr.	Suwanee, Ga./Georgia Tech
40	Jatarie White	F	6-4	So.	Charlotte, N.C./Providence Day
41	Alaina Coates	C	6-4	Jr.	Irmo, S.C./Dutch Fork
44	India Farmer	F	6-0	Jr.	North Myrtle Beach, S.C./North Myrtle Beach

* indicates will sit out 2015-16 due to NCAA transfer rules

Head Coach: Dawn Staley

Assoc. Head Coach: Lisa Boyer

Assistant Coaches: Nikki McCray-Penson, Fred Chmiel

Hometown Hero

Sophomore forward A'ja Wilson has lived up to her billing, both this season being selected to the watch lists for the Wooden, Naismith and the USBWA Drysdale awards and last season as the SEC Freshman of the Year, First-Team All-SEC selection and the first Gamecock freshman to earn All-America honors.

The sophomore's numbers have not just come in volume but in importance – 12 of her 20 points against #6/10 Ohio State (Nov. 13) came in the fourth quarter, including six of the team's 10 in the final 2:35; scoring and rebounding late at UCLA (Nov. 22) put Gamecocks on top in final 3:00 of tight game; three rebounds in final 18 seconds of tie game vs. #16/18 Arizona State (Nov. 27) led to game-winning free throws with 0.6 seconds to play; 20 second-half points against Duke included 12 of the team's 16 in the third quarter and six in the final 1:45 of the game; nine points of team's 15-2 fourth-quarter run broke open a 56-56 tie at #9/9 Kentucky (Jan. 14); and a blocked shot and defensive rebound in the final 13 seconds at #10/10 Mississippi State (Jan. 24).

Named SEC Player of the Week three times in the first four weeks of the season, Wilson added a fourth honor after leading the Gamecocks to comeback wins at #9/9 Kentucky and over #15/11 Texas A&M.

Highest Honors

Experts have their eye on three Gamecocks in the running for national player of the year honors – senior guard Tiffany Mitchell, junior center Alaina Coates and sophomore forward A'ja Wilson. South Carolina is in elite company with that many players in the running.

The Wooden Award got the streak going, announcing its 30-player watch list, which featured all three Gamecocks. South Carolina joined UConn as the only schools with three players selected. The organization released its Midseason Top 20 on Jan. 15, tapping Mitchell and Wilson.

On both the early season and midseason watch lists for the Ann Meyers Drysdale Award, the USBWA also included Mitchell and Wilson, putting South Carolina among just three programs with multiple players recognized.

The trio also appeared on the Naismith Early Season Watch List, which included the 50 best players in the nation. South Carolina was one of three teams with three entries.

Legacy of Leadership

South Carolina has thrived under excellent leadership from its team-selected captains the last few seasons. While some thought that area would be a question mark heading into this season, the Gamecocks selected their four returning seniors – Asia Dozier, Tiffany Mitchell, Tina Roy and Khadijah Sessions – as their captains. All but Roy have served in that capacity at least once prior to this season.

U-S-A, U-S-A

USA Basketball honored two Gamecocks for their contributions to the Americans' medal count in 2015. Head coach Dawn Staley became the first person to earn Athlete of the Year and Coach of the Year honors from USA Basketball, sharing the 2015 coaching award with Sean Miller. Sophomore forward A'ja Wilson earned USA Basketball Female Athlete of the Year honors for her MVP effort at the FIBA U19 Women's World Championship.

Two other Gamecocks also represented USA Basketball last summer. Senior Tiffany Mitchell and junior Alaina Coates on the U.S. Pan Am Games silver medal team.

Gamecocks Coming Soon!

Head coach Dawn Staley signed two Gamecocks in the early period, adding espnW Top 100 recruits Araion Bradshaw (Hyde Park, Mass./Tabor Academy) and Mikiah "Kiki" Harrigan (Pembroke Pines, Fla./Flanagan) to the South Carolina's 2016-17 roster.

Bradshaw is ranked No. 32 overall in the class and is the No. 10 guard in the group. An athletic, explosive athlete, she averaged nearly 12.0 points as a junior and was just as disruptive on the defensive end. The 5-foot-6 point guard helped Tabor Academy to the finals of the New England Prep School Athletic Council Class A Tournament and earned a spot on the All-New England Team.

Harrigan is the 12th-ranked forward in the nation and comes in at No. 74 overall in the espnW rankings. The 6-foot-2 forward averaged 15.7 points and 9.1 rebounds as a junior to earn Florida Association of Basketball Coaches Class 8A All-State first-team honors.

South Carolina's Record When...

	vs. Ranked	SEC	All
Record.....	9-1	10-0	22-1
Playing a ranked opponent.....	9-1	6-0	9-1
Playing at home	5-1	5-0	11-1
Playing on the road	3-0	5-0	8-0
Playing at neutral site	1-0	0-0	3-0
Leading at half	4-0	6-0	16-0
Trailing at half	5-1	3-0	5-1
Tied at half		1-0	1-0
Playing an overtime game	0-0	0-0	0-0
0 players score in double figures	0-0	0-0	0-0
1 player scores in double figures	0-0	0-0	0-0
2 players score in double figures	3-0	2-0	4-0
3 players score in double figures	4-1	3-0	8-1
4 players score in double figures	2-0	4-0	7-0
5 players score in double figures	0-0	1-0	3-0
More than 5 players in double figures.....	0-0	0-0	0-0
Starters out-score opponent's starters	6-0	8-0	19-0
Opponent's starters score equal/more	3-1	2-0	3-1
Bench out-scores opponent's bench	6-1	7-0	18-1
Opponent's bench scores equal/more.....	3-0	3-0	4-0
SC Starters out-score SC Bench.....	9-1	10-0	22-1
SC Bench out-scores/ties SC Starters.....	0-0	0-0	0-0
Shooting 50% or better	1-0	4-0	7-0
Shooting between 40-49%	8-0	6-0	14-0
Shooting between 30-39%	0-0	0-0	1-0
Shooting less than 30%	0-0	0-0	0-0
Opponent shoots 50% or better.....	0-0	0-0	0-0
Opponent shoots between 40-49%	2-1	5-0	7-1
Opponent shoots between 30-39%	6-1	3-0	10-1
Opponent shoots less than 30%	1-0	2-0	5-0
Shooting better than opponent.....	9-0	9-0	21-0
Shooting worse than/equal to opponent.....	0-1	1-0	1-1
Having more FTs made than opponent	8-0	8-0	19-0
Having equal/less FTs made than opponent	1-1	2-0	3-1
Out-rebounding opponent	8-0	9-0	20-0
Having equal/less rebounds than opponent	1-1	1-0	2-1
Having more TOs than opponent	5-1	3-0	7-1
Having equal or less TOs than opponent.....	4-0	7-0	15-0
Attempting more FT than 3FG.....	9-1	9-0	17-1
Attempting equal/less FT than 3FG	0-0	1-0	5-0
Making 5 or more 3FGs.....	1-0	6-0	13-0
Making less than 5 3FGs.....	8-1	4-0	91
Making no 3 FGs.....	0-0	0-0	0-0
Attempting 15 or more 3FGs.....	1-0	5-0	12-0
Attempting less than 15 3FGs.....	8-1	5-0	10-1

	vs. Ranked	SEC	All
No South Carolina players foul out	8-0	9-0	20-0
One or more SC players foul out.....	1-0	1-0	2-0
Assist on less than half of field goals made	4-1	1-0	7-1
Assist at least half of field goals made.....	5-0	9-0	15-0
Assist on at least 2/3 of field goals made	0-0	2-0	4-0
Scoring more pts. in paint than opponent	9-0	9-0	21-0
Scoring equal/less pts. in paint than opp.	0-1	1-0	1-1
Scoring more pts. off TOs than opponent	7-0	8-0	17-0
Scoring equal/less pts. off TOs than opp.	2-1	2-0	5-1
Scoring more 2nd-chance pts.	6-0	6-0	16-0
Scoring equal/less 2nd-chance pts.....	3-1	4-0	6-1
Scoring more fast break pts.....	6-0	7-0	17-0
Scoring equal/less fast break pts.....	3-1	3-0	5-1
Wearing white uniforms.....	6-1	6-0	14-1
Wearing black uniforms	3-0	4-0	8-0
Wearing pink uniforms	0-0	0-0	0-0
Playing in tournaments/classics	1-0		4-0
Playing on live television	8-1	10-0	20-1
Playing in November.....	2-0		7-0
Playing in December	0-0		5-0
Playing in January	6-0	9-0	9-0
Playing in February	1-1	1-0	1-1
Playing in March.....	0-0	0-0	0-0
Playing during the day.....	5-0	4-0	11-0
Playing at night.....	4-1	6-0	11-1
Playing on Sunday.....	5-0	5-0	11-0
Playing on Monday.....	0-1		0-1
Playing on Tuesday.....	0-0		1-0
Playing on Wednesday.....	0-0		2-0
Playing on Thursday.....	2-0	5-0	5-0
Playing on Friday	2-0		2-0
Playing on Saturday.....	0-0		1-0
Margin is less than 5 pts.	2-0	1-0	3-0
Margin is between 5-9.....	3-0	2-0	3-0
Margin is between 10-19.....	3-1	5-0	9-1
Margin is 20 pts. or more.....	1-0	2-0	7-0
Having a 20-pt. scorer.....	6-0	7-0	12-0
Having a 30-pt. scorer.....	0-0	0-0	0-0
Scoring 49 points or less.....	0-0	0-0	0-0
Scoring 50-59 points	2-1	2-0	2-1
Scoring 60-69 points.....	2-0	0-0	5-0
Scoring 70-79 points.....	3-0	5-0	6-0
Scoring 80-89 points.....	2-0	3-0	7-0
Scoring 90-99 points.....	0-0	0-0	2-0
Scoring 100 points or more.....	0-0	0-0	0-0

2015-16 Team High/Low

South Carolina Highs	South Carolina Lows	Category	Opponent Lows	Opponent Highs
92 vs. UNCG, 11/15 85 vs. Arkansas, 1/3	55 vs. UConn, 2/8 57 at Mississippi State, 1/24	Points in Game (SEC)	32, Arkansas, 1/3 32, Arkansas, 1/3	80, Ohio State, 11/13 68, Kentucky, 2/4
56 (2nd) vs. Hampton, 12/16 45 (2nd) at Texas A&M, 1/31 45 (2nd) at Kentucky, 1/14	22 (1st) at Mississippi State, 1/24 22 (1st) at Mississippi State, 1/24	Points in a Half (SEC)	13 (1st), Winthrop, 12/13 14 (2nd), Arkansas, 1/3	47 (1st), Ohio State, 11/13 41 (2nd), Missouri, 1/10
35 (2nd) vs. Arkansas, 1/3 35 (2nd) vs. Arkansas, 1/3	7 (1st) at Mississippi State, 1/24 7 (1st) at Mississippi State, 1/24	Points in a Quarter (SEC)	5 (2nd), at Auburn, 1/21 5 (1st), Missouri, 1/10 5 (2nd), at Auburn, 1/21 5 (1st), Missouri, 1/10	26 (1st), Ohio State, 11/13 24 (4th), Missouri, 1/10
35 vs. CSUB, 11/28 35 vs. UNCG, 11/15 33 vs. Arkansas, 1/3	19 at Mississippi State, 1/24 19 at Mississippi State, 1/24	Field Goals Made (SEC)	13, Arkansas, 1/3 13, Arkansas, 1/3	28, Kentucky, 2/4 28, Kentucky, 2/4
69 vs. Ohio State, 11/13 68 vs. Ole Miss, 1/28	50 vs. Kentucky, 2/4 50 at Vanderbilt, 1/7 50 vs. Kentucky, 2/4 50 at Vanderbilt, 1/7	Field Goal Attempts (SEC)	43, at Clemson, 11/18 53, at Vanderbilt, 1/7	80, Ohio State, 11/13 69, Kentucky, 2/4
.548 (34-62) vs. Winthrop, 12/13 .524 (33-63) vs. Arkansas, 1/13	.365 (23-63) at Clemson, 11/18 .412 (26-63) at Kentucky, 1/14	FG Percentage (SEC)	.241 (13-54), Arkansas, 1/3 .241 (13-54), Arkansas, 1/3	.481 (26-54), Ole Miss, 1/28 .481 (26-54), Ole Miss, 1/28
11 vs. Arkansas, 1/3 11 vs. Arkansas, 1/3	1 vs. Arizona State, 11/17 2 vs. Kentucky, 2/4 2 at Texas A&M, 1/31 2 vs. Texas A&M, 1/17	3-Point FG Made (SEC)	1, Arkansas, 1/3 1, Winthrop, 12/13 1, Arkansas, 1/3	10, Ohio State, 11/13 9, at Auburn, 1/21
25 at Clemson, 11/18 23 vs. Ole Miss, 1/28 23 vs. Arkansas, 1/3	10 vs. Duke, 12/6 11 at Texas A&M, 1/31	3-Point FG Attempts (SEC)	7, Texas A&M, 1/17 7, at Clemson, 11/18 7, Texas A&M, 1/17	23, vs. ECU, 12/20 23, Ohio State, 11/13 27, at Auburn, 1/21
32 vs. Missouri, 1/10 32 vs. Missouri, 1/10	8 vs. Arkansas, 1/3 8 vs. Arkansas, 1/3	Free Throws Made (SEC)	4, Winthrop, 12/13 5, Texas A&M, 1/17 5, Arkansas, 1/3	18, Missouri, 1/10 18, Ohio State, 11/13 18, Missouri, 1/10
43 vs. Missouri, 1/10 43 vs. Missouri, 1/10	12 vs. Winthrop, 12/13 13 vs. Arkansas, 1/3	Free Throw Attempts (SEC)	6, at Texas A&M, 1/31 6 at Texas A&M, 1/31	25, at UCLA, 11/22 21, Missouri, 1/10
.875 (14-16) at UCLA, 11/22 .800 (20-25) at Texas A&M, 1/31	.478 (11-23) at Vanderbilt 1/7 .478 (11-23) at Vanderbilt, 1/7	FT Percentage (SEC)	.267 (4-15), Winthrop, 12/13 .500 (5-10), Arkansas, 1/3	1.00 (6-6) at Texas A&M, 1/31 1.00 (6-6) at Texas A&M, 1/31
54 vs. ECU, 12/20 48 vs. Arkansas, 1/3	30 at Vanderbilt, 1/7 30 at Hawaii, 11/29 30 at Vanderbilt, 1/7	Rebounds (SEC)	19, Hampton, 12/16 26, Arkansas, 1/3	43, Texas A&M, 1/17 43, at Kentucky, 1/14 43, Texas A&M, 1/17 43, at Kentucky, 1/14
25 vs. UNCG, 11/15 25 vs. Winthrop, 12/13 24 vs. Ole Miss, 1/28	6 vs. Arizona State, 11/27 9 at Mississippi State, 1/24	Assists (SEC)	3, Ohio State, 11/13 7, at Kentucky, 1/14	16, at Texas A&M, 1/31 16, vs. CSUB, 11/28 16, at Texas A&M, 1/31
15 vs. UNCG, 11/15 14 vs. Missouri, 1/10	3 at Kentucky, 1/14 3 vs. Hampton, 12/16 3 at Kentucky, 1/14	Steals (SEC)	0, at Clemson, 11/18 3, at Kentucky, 1/14	13, at UCLA, 11/22 13, Ohio State, 11/13 10, Texas A&M, 1/17
16 vs. Winthrop, 12/13 10 at Kentucky, 1/14	0 at Vanderbilt, 1/7 0 at Vanderbilt, 1/7	Blocked Shots (SEC)	0, at Clemson, 11/18 1, vs. Kentucky, 2/4 1, at Auburn, 1/21 1, at Vanderbilt, 1/7 1, Arkansas, 1/3	10, Ohio State, 11/13 7, Texas A&M, 1/17
21 at Mississippi State, 1/24 21 vs. Arizona State, 11/27 21 at UCLA, 11/22 21 at Mississippi State, 1/24	5 vs. CSUB, 11/28 5 at Clemson, 11/18 11 at Kentucky, 1/14 11 at Vanderbilt, 1/7	Turnovers (SEC)	9, Hampton, 12/16 9, at UCLA, 11/22 11, Kentucky, 2/4	21, UNCG, 11/15 20, Missouri, 1/10
22 vs. Missouri, 1/10 22 at Hawaii, 11/29 22 vs. Missouri, 1/10	11 vs. Ole Miss, 1/28 11 vs. Arkansas, 1/3 11 vs. Ole Miss, 1/28 11 vs. Arkansas, 1/3	Fouls (SEC)	16, UConn, 2/8 16, at Auburn, 1/21 16, at Auburn, 1/21	34, Missouri, 1/10 32, Missouri, 1/10

2015-16 Individual Superlatives

Category	South Carolina	Opponent
Points in Game (SEC)	29 by Alaina Coates vs. Winthrop, 12/13 27 by Alaina Coates vs. Kentucky, 2/4 27 by A'ja Wilson at Texas A&M, 1/31	36 by Kelsey Mitchell, Ohio State, 11/13 26 by Shandricka Sessom, Ole Miss, 1/28
Points in a Half	20 (2nd) by A'ja Wilson vs. Duke, 12/6 18 (2nd) by Tiffany Mitchell at Texas A&M, 1/31	21 (2nd) by Kelsey Mitchell, Ohio State, 11/13 17 (2nd) by Makayla Epps, Kentucky, 2/4
Points in a Quarter (SEC)	15 (3rd) by Tina Roy vs. Arkansas, 1/3 15 (3rd) by Tina Roy vs. Arkansas, 1/3	13 (3rd) by Makayla Epps, Kentucky, 2/4 13 (4th) by Kelsey Mitchell, Ohio State, 11/13 13 (3rd) by Makayla Epps, Kentucky, 2/4
Field Goals Made (SEC)	13 by Alaina Coates vs. Winthrop, 12/13 11 by A'ja Wilson vs. Texas A&M, 1/17 11 by A'ja Wilson at Kentucky, 1/14	11 by Shandricka Sessom, Ole Miss, 1/28 11 by Shandricka Sessom, Ole Miss, 1/28
Field Goal Attempts (SEC)	19 by A'ja Wilson vs. Texas A&M, 1/17 19 by A'ja Wilson vs. Duke, 12/6 19 by A'ja Wilson vs. Texas A&M, 1/17	25 by Victoria Vivians, at Mississippi State, 1/24 25 by Victoria Vivians, at Mississippi State, 1/24
FG Percentage (SEC)	1.00 (3-3) by Alaina Coates vs. Missouri, 1/10 1.00 (3-3) by Tina Roy vs. Elon, 12/22 1.00 (3-3) by Shay Colley vs. CSU Bakersfield, 11/28 1.00 (3-3) by Alaina Coates vs. Missouri, 1/10	1.00 (3-3) by Tra'Cee Tanner, at Auburn, 1/21 1.00 (3-3) by Tra'Cee Tanner, at Auburn, 1/21
3-Point FG Made (SEC)	7 by Tina Roy vs. Arkansas, 1/3 7 by Tina Roy vs. Arkansas, 1/3	5 by Katie Frerking, at Auburn, 1/21 5 by Katie Frerking, at Auburn, 1/21
3-Point FG Attempts (SEC)	12 by Tina Roy vs. Arkansas, 1/3 12 by Tina Roy vs. Arkansas, 1/3	12 by Katie Frerking, at Auburn, 1/21 12 by Katie Frerking, at Auburn, 1/21
3-Point FG Percentage (SEC)	1.00 (3-3) by Tina Roy vs. Elon, 12/22 .750 (3-4) by Tina Roy at Mississippi State, 1/24	.800 (4-5) by Ameryst Alston, Ohio State, 11/13 .600 (3-5) by Jordan Jones, Texas A&M, 1/17
Free Throws Made (SEC)	9 by A'ja Wilson at Texas A&M, 1/31 9 by A'ja Wilson at Texas A&M, 1/31	12 by Kelsey Mitchell, Ohio State, 11/13 7 by Jordan Frericks, Missouri, 1/10
Free Throw Attempts (SEC)	12 by Alaina Coates vs. Kentucky, 2/4 12 by Alaina Coates vs. Missouri, 1/10 12 by Alaina Coates vs. Kentucky, 2/4 12 by Alaina Coates vs. Missouri, 1/10	13 by Kelsey Mitchell, Ohio State, 11/13 8 by Jordan Frericks, Missouri, 1/10 8 by Cierra Porter, Missouri, 1/10
FT Percentage (SEC)	1.00 (6-6) by Alaina Coates vs. Elon, 12/22 1.00 (6-6) by Tiffany Mitchell at UCLA, 11/22 1.000 (5-5) by Tiffany Mitchell at Texas A&M, 1/31 1.000 (5-5) by A'ja Wilson vs. Ole Miss, 1/28 1.000 (5-5) by Tiffany Mitchell at Kentucky, 1/14	1.00 (6-6) by Ketara Chapel, at Mississippi State, 1/24 1.00 (6-6) by Jada Payne, East Carolina, 12/20 1.00 (6-6) by Ketara Chapel, at Mississippi State, 1/24
Rebounds (SEC)	16 by Alaina Coates vs. Winthrop, 12/13/15 14 by Alaina Coates vs. Ole Miss, 1/28	15 by Shayla Cooper, Ohio State, 11/13 10 by Batouly Camara, at Kentucky, 1/14
Assists (SEC)	6 by Alaina Coates at Texas A&M, 1/31 6 by Khadijah Sessions vs. Winthrop, 12/13 6 by Bianca Cuevas vs. CSU Bakersfield, 11/28 6 by Asia Dozier vs. UNCG, 11/15 6 by Tina Roy vs. UNCG, 11/15 6 by Alaina Coates at Texas A&M, 1/31	9 by Jordan Jones, at Texas A&M, 1/31
Steals (SEC)	5 by Bianca Cuevas vs. Missouri, 1/10 5 by Bianca Cuevas vs. Missouri, 1/10	6 by Jordin Canada, at UCLA, 11/22 3 by Shequela Joseph, Ole Miss, 1/28
Blocked Shots (SEC)	10 by Alaina Coates vs. Winthrop, 12/13 8 by A'ja Wilson vs. Texas A&M, 1/17 8 by A'ja Wilson at Kentucky, 1/14	5 by Breanna Stewart, UConn, 2/8 3 by Khaalia Hillsman, at Texas A&M, 1/31
Turnovers (SEC)	8 by Tiffany Mitchell vs. Ohio State, 11/13 7 by Tiffany Mitchell, at Mississippi State, 1/24	8 by Shayla Cooper, Ohio State, 11/13 6 by Courtney Williams, at Texas A&M, 1/31

Gamecock Career Highs

Alaina Coates

Pts	29 vs. Winthrop, 12/13/15
FG	13 vs. Winthrop, 12/13/15
FGA	16 vs. Vanderbilt, 1/5/14
FG %	1.000 (7-7) vs. SC St., 12/22/13
FT	11 at San Diego St., 11/23/13
FTA	15 at San Diego St., 11/23/13
FT %	1.000 (10-10) vs. North Carolina, 3/27/15
Reb	17 vs. Kentucky, 1/9/14
Off Reb	7 vs. Kentucky, 1/9/14
Def Reb	13 vs. CSU Northridge, 3/23/14
Blk	10 vs. Winthrop, 12/13/15
Stl	3, 4x, last at Mississippi State, 1/24/16
Asst	6 at Texas A&M, 1/31/16
Min	38 at Texas A&M, 1/31/16

Bianca Cuevas

Pts	21 at Ole Miss, 2/1/15
FG	8 vs. CSUB, 11/28/15
FGA	14 at Georgia, 2/5/15
FG %	.833 (5-6) at Hampton, 12/17/14
3FG	2, 5x, last vs. CSUB, 11/28/15
3FGA	6 vs. Clemson, 11/20/14
3FG %	.667 (2-3) at Hampton, 12/17/14
FT	9 at Ole Miss, 2/1/15
FTA	11 at Ole Miss, 2/1/15
FT %	1.000 (5-5) vs. Syracuse, 3/22/15
Reb	4, 6x, last vs. Duke, 12/6/15
Off Reb	3 vs. Alabama, 1/29/15
Blk	2, 2x, last vs. UConn, 2/8/16
Stl	5 Missouri, 1/10/16
Asst	6 vs. CSUB, 11/28/15
Min	29 at Hawaii, 11/29/15

Asia Dozier

Pts	16, 2x, at San Diego St., 11/23/13
FG	6, 2x, last at Alabama, 1/8/15
FGA	13 at San Diego St., 11/23/13
FG %	1.00 (4-4) at Kentucky, 2/14/13
3FG	4, 2x, last vs. Syracuse, 3/22/15
3FGA	10 at San Diego St., 11/23/13
3FG %	1.000 (2-2), 3x, last vs. East Carolina, 12/20/15
FT	4, 3x, last vs. Florida State, 3/29/15
FTA	7 vs. Elon, 11/9/12
FT %	1.000 (4-4), 2x, last vs. Florida State, 3/29/15
Reb	10 vs. Elon, 11/9/12
Off Reb	4 vs. Elon, 11/9/12
Blk	3 at Kentucky, 3/1/15
Stl	2, 9x, last vs. Hampton, 12/16/15
Asst	6, 3x, last vs. UNCG, 11/15/15
Min	40 at Arkansas, 1/2/14

India Farmer

Pts	3, 2x, last vs. Alabama, 1/19/14
FGA	3 vs. NC Central, 12/2/13
3FGA	2 vs. NC Central, 12/2/13
FT	2 at Florida, 1/19/15
FTA	2, 2x, last, at Florida, 1/19/15
FT %	1.000 (2-2) at Florida, 1/19/15
Reb	3 vs. NC Central, 12/2/13
Blk	2 vs. UNCG, 11/15/15
Min	11 vs. NC Central, 12/2/13

Sarah Imovbioh

Pts	19 vs. Hampton, 12/16/15
FG	6, 2x, last vs. UConn, 2/8/16
FGA	8 vs. Hampton, 12/16/15
FG %	1.00 (6-6) vs. UConn, 2/8/16
FT	7 vs. Hampton, 12/16/15
FTA	9 vs. Hampton, 12/16/15
FT %	.777 (7-9) vs. Hampton, 12/16/15
Reb	12 vs. East Carolina, 12/20/15
Off Reb	7 vs. Ole Miss, 1/28/16
Def Reb	8 vs. East Carolina, 12/20/15
Stl	2, 2x, last at Clemson, 11/18/15
Asst	2, 2x, last vs. Missouri, 1/10/16
Min	24 vs. Hampton, 12/16/15

Tiffany Mitchell

Pts	25 vs. Georgia, 2/27/14
FG	8, 7x, last at Vanderbilt, 1/7/16
FGA	17, 2x, last at Texas A&M, 1/31/16
FG %	.857 (6-7) vs. Savannah State, 12/14/14
3FG	6, 2x, last at Hampton, 12/17/14
3FGA	8, 2x, last at Hampton, 12/17/14
3FG %	1.000 (6-6) vs. San Diego State, 11/23/14
FT	13 vs. CSU Northridge, 3/23/14
FTA	17 vs. CSU Northridge, 3/23/14
FT %	1.000 (10-10) vs. Georgia, 2/27/14
Reb	11, 5x, last at Arkansas, 1/2/14
Off Reb	6 at Florida, 1/20/13
Blk	3 at Arkansas, 2/19/15
Stl	7 vs. NC Central, 12/1/14
Asst	9 at San Diego State, 11/23/13
Min	40, 3x, last vs. Texas A&M, 1/17/16

Tina Roy

Pts	21 vs. Arkansas, 1/3/16
FG	7 vs. Arkansas, 1/3/16
FGA	14 at UCLA, 11/22/15
FG %	1.000 (4-4) at Alabama, 1/8/15
3FG	7 vs. Arkansas, 1/3/16
3FGA	12 vs. Arkansas, 1/3/16
3FG %	1.000 (3-3), 2x, last vs. Elon, 12/22/15
FT	4 at Southern Cal, 11/25/13
FTA	4, 4x, last vs. Georgia, 2/27/14
FT %	1.000 (4-4) at Southern Cal, 11/25/13
Reb	8 at Mississippi State, 2/6/14
Off Reb	3, 2x, last vs. CSU Northridge, 3/23/14
Blk	2 vs. Mississippi State, 2/6/14
Stl	3, 2x, last vs. Ole Miss, 1/28/16
Asst	10 vs. Savannah State, 12/14/14
Min	37 at UCLA, 11/22/15

Khadijah Sessions

Pts	19 vs. Auburn, 2/3/13
FG	6, 2x, last vs. Seton Hall, 11/17/13
FGA	15 at Missouri, 2/28/13
FG %	.833 (5-6) vs. LSU, 2/12/15
3FG	3, 4x, last vs. LSU, 3/7/15
3FGA	6, 3x, last vs. Kentucky, 1/11/15
3FG %	1.00 (3-3) at Kentucky, 2/20/14
FT	8 vs. Auburn, 2/3/13
FTA	12 vs. Missouri, 2/2/14
FT %	1.00 (5-5) at Kentucky, 2/20/14
Reb	6 vs. Clemson, 11/20/14
Off Reb	3, 3x, last at Vanderbilt, 1/7/16
Stl	4, 14x, last vs. Texas A&M, 1/17/16
Asst	8 vs. NC Central, 12/1/14
Min	39 at Texas A&M, 1/31/16

Jatarie White

Pts	14 vs. East Carolina, 12/20/15
FG	5, 2x, last vs. East Carolina, 12/20/15
FGA	12 vs. Clemson, 11/20/14
FG %	.626 (5-8) vs. East Carolina, 12/20/15
FT	5 vs. Missouri, 1/10/16
FTA	6, 2x, last vs. Missouri, 1/10/16
FT %	1.000 (2-2), 2x, last vs. Hampton, 12/16/15
Reb	9 vs. Winthrop, 12/13/15
Off Reb	4 at Clemson, 11/18/15
Def Reb	8 vs. Winthrop, 12/13/15
Blk	4 vs. Winthrop, 12/13/15
Stl	2 vs. Syracuse, 3/22/15
Asst	2, 4x, last at Clemson, 11/18/15
Min	22 vs. San Diego St., 11/23/14

A'ja Wilson

Pts	28 vs. Duke, 12/6/15
FG	11, 2x, last vs. Texas A&M, 1/17/16
FGA	19, 2x, last vs. Texas A&M, 1/17/16
FG %	.800 (8-10) vs. Savannah State, 12/14/14
FT	11 vs. LSU, 2/12/15
FTA	15 vs. LSU, 2/12/15
FT %	1.00 (5-5), 2x, last vs. Ole Miss, 1/28/16
Reb	19 at Kentucky, 3/1/15
Off Reb	6, 3x, last at Kentucky, 1/14/16
Def Reb	14 at Kentucky, 3/1/15
Blk	8, 2x, last vs. Texas A&M, 1/17/16
Stl	3, 4x, last vs. Central Michigan, 12/20/14
Asst	4 vs. CSUB, 11/28/15
Min	39 at Texas A&M, 1/31/16

The Last Time...

Individual

Scored 50 Points

South Carolina	51, Jocelyn Penn vs. Stetson, 1/4/03
Opponent	Never

Scored 40 Points

South Carolina	51, Jocelyn Penn vs. Stetson, 1/4/03
Opponent	46, Cornelia Gayden, LSU, 1/14/95

Scored 30 Points

South Carolina	30, Ieasia Walker vs. Clemson, 11/18/10
Opponent	36, Kelsey Mitchell, Ohio State, 11/13/15

Grabbed 20 Rebounds

South Carolina	25, Kelsey Bone vs. Boston University, 12/28/09
Opponent	24, Courtney Paris, Oklahoma, 12/30/07

Grabbed 15 Rebounds

South Carolina	15, Alaina Coates vs. East Carolina, 12/20/15
Opponent	15, Shayla Cooper, Ohio State, 11/13/15

Two Players with 20 or More Points

South Carolina	A'ja Wilson 27/Tiffany Mitchell 20 at Texas A&M, 1/31/16
Opponent	Kelsey Mitchell 36/Ameryst Alston 23, Ohio State, 11/13/15

Two Players with 10 or More Rebounds

South Carolina	A'ja Wilson 13/Alaina Coates 11 at Kentucky, 1/14/16
Opponent	Breanna Stewart 10/Gabby Williams 10, UConn, 2/8/16

Had 10 Assists

South Carolina	10, Tina Roy vs. Savannah State, 12/14/14
Opponent	11, Marneshia Richard, Mississippi State, 1/21/07

Had Five Steals

South Carolina	5, Bianca Cuevas vs. Missouri, 1/10/16
Opponent	6, Jordin Canada, at UCLA, 11/22/15

Had Five Blocked Shots

South Carolina	8, A'ja Wilson vs. Texas A&M, 1/17/16
Opponent	5, Breanna Stewart, UConn, 2/8/16

Had a Double-Double

South Carolina	Alaina Coates (27 pts/13 rebs) vs. Kentucky, 2/4/16
Opponent	Breanna Stewart (25 pts/10 rebs), UConn, 2/8/16

Two Players had a Double-Double

South Carolina	Alaina Coates (12 pts/10 rebs)/A'ja Wilson (27 pts/10 rebs) at Texas A&M, 1/31/16
Opponent	Sheila Boykin (12 pts/12 rebs)/Danielle Ballard (16 pts/12 rebs), LSU, 2/12/15

Three Players had a Double-Double

South Carolina	Ashley Bruner (16 pts/12 rebs)/Aleighsa Welch (16 pts/ 11 rebs)/Elem Ibiam (12 pts/10 rebs) vs. Kansas, 3/25/13
Opponent	Merlakia Jones (26 pts/10 rebs)/Takilya Davis (19 pts/13 rebs)/DeLisha Milton (14 pts/15 rebs), at Florida, 2/20/94

Had a Triple-Double

South Carolina	Alaina Coates (29 pts/16 rebs/10 blks) vs. Winthrop, 12/13/15
Opponent	Never

Team

Scored 100 Points

South Carolina	102 at Alabama, 1/8/15
Opponent	103, Clemson, 11/21/03

Won by 30 or More Points

South Carolina	85-32 (53) vs. Arkansas, 1/3/16
Opponent	66-34 (32), Georgia, 3/4/11

Shot 65% or Better from the Field

South Carolina	.652 (45-69) vs. East Tennessee State, 12/19/00
Opponent	Never

Shot 60% or Better from the Field

South Carolina	.612 (30-49) vs. Florida State, 3/29/15
Opponent	.604 (29-48), Vanderbilt, 1/18/01

Shot 50% or Better from the Field

South Carolina	.520 (26-50) vs. Kentucky, 2/4/16
Opponent	.554 (31-56), at UConn, 2/9/15

No Players in Double-Figure Points

South Carolina	at Auburn, 1/19/12
Opponent	Arkansas, 1/3/16

Five Players in Double-Figure Points

South Carolina	vs. Arkansas, 1/3/16
Opponent	Arkansas, 2/14/10

More Than Five Players in Double-Figure Points

South Carolina	6 vs. Syracuse, 3/22/15
Opponent	6 at Georgia, 2/13/03

Faced AP Top-25 Opponent

Win	78-68 vs. No. 18 Kentucky, 2/4/16
Loss	56-67 at No. 13 Kentucky, 3/1/15

Faced AP Top-10 Opponent

Win	70-63 at No. 10 Texas A&M, 1/31/16
Loss	87-62 at No. 2 UConn, 2/9/15

Faced AP Top-5 Opponent

Win	62-46 vs. No. 5 Tennessee, 3/8/15
Loss	87-62 at No. 2 UConn, 2/9/15

Faced AP No. 1 Team

Win	Never
Loss	54-66 vs. No. 1 UConn, 2/8/16

Overtime Game

Win	58-55 vs. Drexel, 11/28/12
Loss	65-57 at Texas A&M, 1/16/14

Double-Overtime Game

Win	92-91 at Florida State, 2/4/91
Loss	92-94 at Clemson, 11/19/09

South Carolina Was Ranked (AP Poll)

No. 1	2/9/15
Top 10	No. 2, 2/8/16
Top 25	No. 2, 2/8/16

Staley Era Team Records

Italics indicates set in 2015-16

Scoring

Most	Points
1. vs. Savannah State, 12/14/14	111
2. at Alabama, 1/8/15	102
3. vs. Clemson, 11/20/14	99
vs. Ole Miss, 1/30/14	99
vs. Charleston Southern, 11/8/13	99

Fewest	Points
1. at Stanford, 11/26/10	32
2. vs. Georgia, 3/4/11	34
3. vs. Mississippi State, 3/5/09	39
4. at Georgia, 1/13/13	40
5. at Mississippi State, 2/26/09	41

Fewest Allowed	Points
1. vs. South Carolina State, 12/14/11	21
2. vs. Presbyterian, 11/27/11	24
3. vs. NC Central, 12/1/14	26
vs. SC State, 12/22/13	26
5. vs. NC Central, 12/2/13	27

Most Allowed	Points
1. at Clemson, 11/19/09	94
2. vs. North Carolina, 12/20/09	93
3. at Connecticut, 2/9/15	87
4. vs. Xavier, 11/12/10	84
5. at Tennessee, 2/17/11	82
at Florida, 2/22/09	82

Margin of Outcome

Victory	Score	Margin
1. vs. Charleston Southern, 11/8/13	99-29	+70
2. vs. NC Central, 12/1/14	90-26	+64
3. vs. Savannah State, 12/14/14	111-49	+62
4. vs. Clemson, 11/20/14	99-41	+58
5. vs. <i>Arkansas</i>	85-32	+53

Defeat	Score	Margin
1. at Stanford, 11/26/10	32-70	-38
2. vs. Georgia, 3/4/11	34-66	-32
3. vs. Stanford, 12/19/08	47-78	-31
4. at Penn State, 11/21/10	48-78	-30
5. vs. Connecticut, 12/28/08	48-77	-29

Field Goals

Made	FGM
1. vs. Charleston Southern, 11/8/13	39
2. vs. Savannah State, 12/14/14	38
vs. Clemson, 11/20/14	38
4. at Alabama, 1/8/15	37
vs. Central Michigan, 12/20/14	37

Attempts	FGA
1. vs. Penn State, 11/20/11	76
2. at Clemson, 11/19/09	74
3. vs. Tennessee, 1/20/11	73
4. vs. Central Michigan, 12/20/14	72
vs. Clemson, 11/20/14	72
vs. Kansas, 3/25/13	72

Highest Percentage (Min. 40 FGA)	FGM-A	Pct
1. vs. Savannah State, 3/20/15	34-53	.642
2. at Alabama, 1/8/15	37-58	.638
3. vs. Florida State, 3/29/15	30-49	.612
4. vs. Charleston Southern, 11/8/13	39-64	.609
5. vs. Ole Miss, 1/30/14	31-51	.608

Lowest Percentage (Min. 40 FGA)	FGM-A	Pct
1. at Stanford, 11/26/10	12-55	.218
2. vs. Georgia, 3/4/11	12-52	.231
3. at Florida, 1/20/13	15-64	.234
4. at Kentucky, 2/5/09	13-55	.236
5. at Georgia, 1/2/11	13-54	.241

Lowest Percentage Allowed	FGM-A	Pct
1. vs. South Carolina State, 12/14/11	6-48	.125
2. vs. NC Central, 12/2/13	8-50	.160
3. vs. Charleston Southern, 11/8/13	10-54	.185
4. vs. Arkansas, 3/6/15	11-57	.193
vs. Hampton, 11/22/12	11-57	.193

Highest Percentage Allowed	FGM-A	Pct
1. vs. Connecticut, 12/28/08	35-62	.565
vs. Florida, 1/9/11	26-46	.565
3. vs. Xavier, 11/12/10	34-61	.557
4. at Connecticut, 2/9/15	31-56	.554
5. at Kentucky, 1/13/11	30-55	.545

3-Point Field Goals

Made	3FGM
1. vs. <i>Arkansas</i> , 1/3/16	11
at Alabama, 1/8/15	11
3. at <i>Vanderbilt</i> , 1/7/16	10
4. vs. <i>Winthrop</i> , 12/13/15	9
10 other times	9

Attempts	3FGA
1. vs. Penn State, 11/20/11	29
2. vs. College of Charleston, 11/14/13	28
vs. North Carolina, 12/19/10	28
4. vs. Syracuse, 11/28/14	26
5. at <i>Clemson</i> , 11/18/15	25
vs. Savannah State, 11/15/12	25
at Ole Miss, 1/16/11	25

Percentage (Min. 5 3FGA)	3FGM-A	Pct
1. vs. Oregon State, 3/25/14	4-6	.667
vs. Ole Miss, 1/30/14	4-6	.667
vs. Savannah State, 12/28/13	4-6	.667
vs. Western Carolina, 12/29/12	6-9	.667
at Alabama, 1/10/10	8-12	.667
vs. Charlotte, 12/21/08	8-12	.667

Free Throws

Made	FTM
1. vs. Savannah State, 12/14/14	34
vs. Oregon State, 3/25/14	34
3. vs. <i>Missouri</i> , 1/10/16	32
vs. Ole Miss, 1/30/14	32
at Mississippi State, 1/6/13	32

Attempts	FTA
1. at Mississippi State, 1/6/13	50
2. vs. Savannah State, 12/28/13	48
3. vs. Savannah State, 12/14/14	47
4. vs. Missouri, 2/2/14	46
5. vs. Seton Hall, 11/17/13	44
vs. SC State, 12/21/12	44

Percentage (Min. 10 FTA)	FTM-A	Pct
1. vs. Alabama, 1/19/14	10-11	.909
2. vs. Auburn, 1/2/09	23-26	.885
3. at <i>UCLA</i> , 11/22/15	14-16	.875
vs. San Diego State, 11/28/09	14-16	.875
5. at Mississippi State, 2/6/14	20-23	.870

Rebounding

Total	Rebs
1. vs. College of Charleston, 11/14/13	62
2. at Florida, 1/20/13	59
3. vs. Hampton, 11/22/12	57
4. vs. Savannah State, 12/14/14	56
5. vs. Kentucky, 1/11/15	55

Margin	Rebs	Margin
1. vs. Savannah State, 12/14/14	56-21	+35
2. vs. <i>Hampton</i> , 12/16/15	52-19	+33
3. at Alabama, 2/7/13	53-24	+29
4. vs. Hampton, 12/17/14	48-21	+27
5. vs. SC State, 12/22/13	47-21	+26
vs. Florida Gulf Coast, 11/23/12	46-20	+26

Assists

Game	Assists
1. vs. NC Central, 12/1/14	26
2. vs. <i>Winthrop</i> , 12/13/15	25
vs. <i>UNCG</i> , 11/15/15	25
vs. San Diego State, 11/23/14	25
vs. Clemson, 11/20/14	25
vs. Alabama, 1/19/14	25
vs. Charleston Southern, 11/8/13	25

Steals

Game	Steals
1. vs. NC Central, 12/1/14	21
vs. Furman, 12/11/11	21
3. vs. San Diego State, 11/23/14	18
4. vs. Charleston Southern, 11/8/13	17
5. vs. NC State, 12/12/10	16
vs. USC Upstate, 12/16/08	16

Blocked Shots

Game	Blocks
1. vs. <i>Winthrop</i> , 12/13/15	16
2. vs. Arkansas, 3/6/15	15
3. at Mississippi State, 2/6/14	14
vs. Kentucky, 1/9/14	14
5. at Kentucky, 3/1/15	12
vs. Charleston Southern, 11/14/13	12

Turnovers

Fewest	TOs
1. at Tennessee, 2/2/12	4
2. vs. <i>CSU Bakersfield</i> , 11/28/15	5
at <i>Clemson</i> , 11/18/15	5
vs. Tennessee, 2/23/15	5
vs. Syracuse, 11/28/14	5
at Missouri, 2/28/13	5
vs. Georgia, 3/2/12	5
vs. Ole Miss, 3/3/11	5

Most	TOs
1. at Wake Forest, 12/3/08	32
2. vs. Hampton, 11/22/12	29
vs. Kentucky, 1/15/12	29
4. at Kentucky, 1/13/11	28
5. vs. Jacksonville, 12/30/08	26

Dawn Staley

Head Coach
8th Season at South Carolina
Virginia, 1992



When three-time Olympic gold medalist Dawn Staley took the reins of the University of South Carolina women's basketball program on May 10, 2008, the Gamecocks' stature immediately rose not just in the Southeastern Conference but on the national stage as well. Building on a foundation of hard work, defensive effort and a "team first" mentality, South Carolina began to realize those expectations in 2011-12, and the program has continued to thrive. The Gamecocks boast four straight 25-win seasons, which include two SEC regular-season championships (2014, 2015), an SEC Tournament title (2015), an NCAA Final Four appearance (2015) and two other Sweet 16 seasons (2012, 2014), the program's first ever No. 1 national ranking and a school-record 34 wins in 2014-15. Staley's success has united every demographic in the state of South Carolina as the Gamecocks' fan based has tripled over the last three seasons, leading the nation in home attendance in 2014-15 at 12,293 fans per game and pacing the country in attendance increase in 2013-14 and 2014-15.

While her coaching career is blossoming, Staley is still recognized for her body of work as a one of the most decorated participants in United States women's basketball history. The Naismith Memorial Basketball Hall of Fame solidified her legacy with her enshrinement into the Hall as part of the Class of 2013. The Phoenix Club of Philadelphia established the Dawn Staley Award recognizing the nation's top guard in women's Division I basketball in 2013 as well. Staley was inducted into the Women's Basketball Hall of Fame as part of the Class of 2012 and was one of the final nominees for induction to the U.S. Olympic Hall of Fame the same year. In the summer of 2011, the WNBA recognized her as one of the league's "Top 15," honoring the most influential players in the league's history.

In her 16th season as a head coach, Staley has led her teams to six 25-win seasons, a total of 12 postseason appearances (two WNIT) and 34 weeks in the Associated Press top 10, including 12 in the No. 1 spot.

At the helm of the Gamecocks over the last seven seasons, Staley has been named National Coach of the Year (2014, *Basketball Times*), a Naismith National Coach of the Year Finalist (2014, 2015), SEC Coach of the Year (2014, *Coaches and AP*; 2015, *Coaches*) and BCA Female Coach of the Year (2012). She has coached two All-Americans, 16 All-SEC selections, six SEC All-Freshman team selections, two SEC Player of the Year choices, an SEC Sixth Player of the Year, an SEC Defensive Player of the Year and three SEC Freshman of the Year winners. South Carolina has turned in historic seasons each of the last four, especially standing out among the program's 24 seasons in the SEC, posting 25 wins in 2011-12 and 2012-13, 29 wins in 2013-14 and a school-record 34 victories in 2014-15. The Gamecocks have won more SEC games than the season before in each of Staley's last six seasons, and her 67 SEC victories are more than any other Gamecock coach, accounting for 51.1 percent of the program's total 131 league wins. She has helped the Gamecocks to four of the program's five top-four finishes in the SEC, including the first regular-season championship in 2013-14 and a share of the same title in 2014-15. Her 113 overall wins in the last four seasons mark the most successful four-year stretch in program history. Off the court, Staley's Gamecocks have been active in the community and thriving in the classroom. Every student-athlete who completed her eligibility under Staley at South Carolina has graduated or is on track to graduate, and the team GPA has been over 3.0 for the last six semesters. During the historic 2014-15 season, eight Gamecocks posted at least a 3.0 GPA for the year.

Year-by-Year Coaching Record

Year	School	Record	Conf. Rec.	Conf. Finish	Postseason
2000-01	Temple	19-11	11-5	2nd East	WNIT
2001-02	Temple	20-11	12-4	2nd East	A-10 Tourn. Champ./NCAA 1st Round
2002-03	Temple	14-15	9-7	2nd East	
2003-04	Temple	21-10	14-2	1st East	A-10 Tourn. Champ./NCAA 1st Round
2004-05	Temple	28-4	16-0	1st East*	A-10 Tourn. Champ./NCAA 2nd Round
2005-06	Temple	24-8	12-4	3rd	A-10 Tourn. Champ./NCAA 1st Round
2006-07	Temple	25-8	13-1	2nd	NCAA 2nd Round
2007-08	Temple	21-13	12-2	T-1st	NCAA 1st Round
2008-09	South Carolina	10-18	2-12	11th	
2009-10	South Carolina	14-15	7-9	T-7th	
2010-11	South Carolina	18-15	8-8	T-5th	WNIT 2nd Round
2011-12	South Carolina	25-10	10-6	T-4th	NCAA Sweet 16
2012-13	South Carolina	25-8	11-5	T-4th	NCAA 2nd Round
2013-14	South Carolina	29-5	14-2	1st	NCAA Sweet 16
2014-15	South Carolina	34-3	15-1	T-1st	SEC Tourn. Champ./NCAA Final Four
2015-16	South Carolina	22-1	10-0		
Career	16th season	349-155	176-68		
At SC	8th season	177-75	77-43		

Coaching Highlights

College

- 10 NCAA Tournament Appearances (4 at South Carolina)
- 10 20-Win Seasons (4 at South Carolina)
- 3 Regular-Season Conference Titles (SEC 2014, 2015; A-10 2008)
- 5 Conference Tournament Titles (SEC 2015; A-10 2002, 2004, 2005, 2006)
- 2-time Naismith National Coach of the Year Finalist (2014, 2015)
- *Basketball Times* National Coach of the Year (2014)
- 3-time WBCA Region Coach of the Year (Region 3 2014, 2015; Region 1 2005)
- Four-time Conference Coach of the Year (SEC 2014, 2015; A-10 2004, 2005)

USA Basketball

- Senior National Team Asst. Coach (2006-08, 2014-16) – FIBA World Championship gold medal (2014), Beijing Olympics gold medal (2008), FIBA Americas Championship gold medal (2007), FIBA World Championship bronze medal (2006)
- U19 National Team Head Coach – FIBA U19 World Championship gold medal (2015)
 - > 2015 USA Basketball co-National Coach of the Year
- U18 National Team Head Coach – FIBA U18 Americas Championship gold medal (2014)
- Pan Am Games Head Coach – Gold medal (2007)

Playing Highlights

U.S. Professional – 11 seasons

- Five-time WNBA All-Star (2001-03, 2005-06)
- Two-time ABL All-Star (1997, 1998)
- WNBA All-Decade Team

USA Basketball

- Olympic gold medalist (1996, 2000, 2004)
- Flag bearer for U.S. in Olympic Games Opening Ceremony (2004)
- Two-time USA Basketball Female Athlete of the Year (1994, 2004)

College – Virginia (1989-92)

- Kodak All-America (1990, 1991, 1992)
- Honda-Broderick Cup Award for Collegiate Female Athlete of the Year (1991)
- Two-time ACC Player of the Year (1991, 1992)
- NCAA Tournament MOP (1991)

Other Notables

- Naismith Memorial Basketball Hall of Fame, Class of 2013
- Women's Basketball Hall of Fame, Class of 2012



DONIYAH CLINEY

6-0 • R-Fr. • G • Newark, N.J. • Shabazz
Major: Sociology



2015-16

- Has played in nine games following hand injury
- Was having great preseason before surgery on her right hand in early November ... had cast removed Dec. 17 and was fully cleared for practice in January
- Efficient in relief of Tiffany Mitchell (injury) against #18/18 Kentucky (Feb. 4), notching a career-high seven points (3-of-4 shooting) that included a key bucket in transition during South Carolina's 10-2 run to end the game
- Scored her four points against Ole Miss (Jan. 28) during 13-4 fourth-quarter run to end Rebels' rally
- Made an impact on the boards against Ole Miss (Jan. 28), grabbing a career-best three rebounds in 12 minutes of action
- Showed her court vision at Auburn (Jan. 21) handing out three assists in the second half while capping the third quarter with her first career 3-pointer
- Added five points to win over No. 20/- Missouri (Jan. 10), finding her way in pace of play on both sides of the ball after not seeing game action since high school (2013-14)
- Made her South Carolina debut at Vanderbilt (Jan. 7), tallying two points in five minutes of action

Career Highs

Pts 7 vs. Kentucky, 2/4/16
Rebs 3 vs. Ole Miss, 1/28/16
Blks
Stls 1, 2x, last vs. Kentucky, 2/4/16
Assts 3 at Auburn, 1/21/16
Min 26 vs. Kentucky, 2/4/16

SEC Career Highs

Pts 7 vs. Kentucky, 2/4/16
Rebs 3 vs. Ole Miss, 1/28/16
Blks
Stls 1, 2x, last vs. Kentucky, 2/4/16
Assts 3 at Auburn, 1/21/16
Min 26 vs. Kentucky, 2/4/16

2015-16 Game-by-Game

Opponent	Date	GS	MIN	FG-A	3FG-A	FT-A	Reb	A	TO	B	S	TP
Ohio State	11/13					— DNP —						
UNCG	11/15					— DNP —						
at Clemson	11/18					— DNP —						
at UCLA	11/22					— DNP —						
vs. Arizona State	11/27					— DNP —						
vs. CSUB	11/28					— DNP —						
vs. Hawaii	11/29					— DNP —						
Duke	12/6					— DNP —						
Winthrop	12/13					— DNP —						
Hampton	12/16					— DNP —						
vs. East Carolina	12/20					— DNP —						
Elon	12/22					— DNP —						
Arkansas	1/3					— DNP —						
at Vanderbilt	1/7		5	1-2	0-0	0-0	0-0-0	0	0	0	0	2
Missouri	1/10		14	2-5	0-0	1-1	1-0-1	0	0	0	1	5
at Kentucky	1/14		5	0-2	0-0	0-0	0-0-0	0	0	0	0	0
Texas A&M	1/17					— DNP —						
at Auburn	1/21		11	1-2	1-2	0-0	0-2-2	3	1	0	0	3
at Miss. State	1/24		9	0-0	0-0	1-4	0-0-0	0	1	0	0	1
Ole Miss	1/28		12	1-5	0-1	2-4	2-1-3	1	1	0	0	4
at Texas A&M	1/31		1	0-0	0-0	0-0	0-0-0	0	0	0	0	0
Kentucky	2/4		26	3-4	0-0	1-1	0-1-1	2	2	0	1	7
UConn	2/8		20	1-3	1-2	1-2	0-0-0	1	1	0	0	4

Career Stats at South Carolina

Year	GP	GS	Min	Avg	FG	FGA	Pct	3FG	FGA	Pct	FT	FTA	Pct	Off	Def	Tot	Avg	PF	FO	A	TO	Blk	Stl	Pts	Avg
2014-15	— Did Not Play —																								
2015-16	9	0	102	11.3	9	23	.391	2	5	.400	6	12	.500	3	4	7	0.8	17	0	7	6	0	2	26	2.9
Career	9	0	102	11.3	9	23	.391	2	5	.400	6	12	.500	3	4	7	0.8	17	0	7	6	0	2	26	2.9



#41

ALAINA
COATES6-4 • Jr. • C • Irmo, S.C. • Dutch Fork
Major: Social Work

Career Highlights

Naismith Early Season Watch List (2015-16)
Wooden Award Watch List (2015-16)
SEC Player of the Week (Feb. 2)
Preseason All-SEC First Team (Coaches, Media)
2015 SEC All-Defensive Team
All-SEC 2nd Team (Coaches - 2014, 2015; AP - 2015)
2015 NCAA Greensboro Region MOP

2015 SEC All-Tournament Team
2015 Naismith Trophy Top 50 Watch List
2014 SEC Co-6th Player of the Year (Coaches)
2014 SEC Freshman of the Year (Coaches, AP)
2014 Freshman All-America First Team (Full Court)
2014 SEC All-Freshman Team
5-time SEC Freshman of the Week (2013-14)

2015-16

- Leads the nation in field goal percentage (.673), is 15th in double-doubles and 30th in rebounding
- Ranks first in SEC in double-doubles and rebounding, fifth in blocks (1.5) and 14th in scoring
- Averaging a double-double on the season overall and in SEC play
- Holds third place in school history with 160 career blocks, just 17 away from the school record
- Became the 31st player in program history to net 1,000 career points and the 13th to do it with 700 rebounds
- Has tallied 12 double-doubles (10 in her last 14 games), including one triple-double
- Led team in rebounds 16 times – at Clemson, at UCLA, Winthrop, Hampton, vs. ECU, Elon, Arkansas, at Vandy, Missouri, Texas A&M, at Auburn, at Miss. St., Ole Miss, at Texas A&M, Kentucky, UConn
- Dominated both ends of the floor against #18/18 Kentucky (Feb. 4), especially down the stretch with 12 of her SEC career-high 27 points coming in the fourth quarter on 4-of-4 field goals and 4-of-5 free throws
- Quietly stuffed the stat sheet at #10/10 Texas A&M (Jan. 31), adding career-high six assists to her double-double and helping key a 10-0 fourth-quarter run that turned a deficit into a six-point lead with solid defense at the rim, three defensive rebounds and a drive to the basket
- Grabbed nine of her 14 rebounds against Ole Miss (Jan. 28) in the first half and scored five of last seven points of the half
- Shook off tough scoring night with great rebounding at #10/10 Mississippi State (Jan. 24), including six in a tight third quarter and her 11th of the night sparking a transition layup for a six-point lead with 3:01 to play
- Established inside game early with six of team's first 12 points at Auburn (Jan. 21) and nearly had double-double by halftime
- Hit both 1,000 career points and 700 career rebounds in opening minute against #20/- Missouri (Jan. 10), finishing with third-straight double-double
- Completed her school-record 12th career double-double in SEC play with key putback in late 11-3 run that sealed win at

2015-16 Game-by-Game

Opponent	Date	GS	MIN	FG-A	3FG-A	FT-A	Reb	A	TO	B	S	TP
Ohio State	11/13		28	6-9	0-0	5-10	4-9-13	0	3	3	1	17
UNCG	11/15	*	13	6-7	0-0	0-3	2-5-7	0	0	0	3	12
at Clemson	11/18	*	22	4-7	0-0	2-4	5-1-6	1	2	2	1	10
at UCLA	11/22	*	32	6-7	0-0	0-0	4-8-12	0	1	0	2	12
vs. Arizona State	11/27	*	23	3-6	0-0	0-1	3-4-7	1	2	1	1	6
vs. CSUB	11/28	*	22	3-10	0-0	0-2	1-3-4	0	1	0	0	6
vs. Hawaii	11/29	*	20	1-3	0-0	1-2	0-1-1	0	2	3	0	3
Duke	12/6	*	25	7-9	0-0	2-4	2-5-7	0	1	1	1	16
Winthrop	12/13	*	30	13-15	0-0	3-5	6-10-16	0	1	10	1	29
Hampton	12/16	*	26	8-11	0-0	6-9	2-10-12	2	3	1	0	22
vs. East Carolina	12/20	*	21	4-8	0-0	2-4	4-11-15	0	0	2	0	10
Elon	12/22	*	24	5-6	0-0	6-6	5-3-8	0	4	2	1	16
Arkansas	1/3	*	26	4-5	0-0	3-3	0-10-10	2	0	1	1	11
at Vanderbilt	1/7	*	29	5-6	0-0	1-4	3-7-10	1	1	0	0	11
Missouri	1/10	*	19	3-3	0-0	7-12	3-9-12	0	2	0	1	13
at Kentucky	1/14	*	28	3-4	0-0	3-4	2-9-11	1	0	0	0	9
Texas A&M	1/17	*	34	2-5	0-0	1-2	1-10-11	3	1	0	2	5
at Auburn	1/21	*	26	8-10	0-0	1-2	5-5-10	2	4	1	0	17
at Miss. State	1/24	*	37	2-3	0-0	2-2	1-10-11	1	1	2	3	6
Ole Miss	1/28	*	23	6-9	0-0	1-6	5-9-14	2	1	1	1	13
at Texas A&M	1/31	*	38	5-8	0-0	2-3	2-8-10	6	1	0	1	12
Kentucky	2/4	*	32	10-14	0-0	7-12	5-8-13	2	3	4	1	27
UConn	2/8	*	26	1-6	0-0	0-2	0-9-9	0	3	0	2	2

Miscellaneous

	Season	Career
Triple-Double	1	1
Double-Double	12	34
20+ Points	3	11
10+ Points	16	63
10+ Rebounds	15	40
5+ Blocks	1	4
Tm-High Points	4	16
Tm-High Rebs.	16	50

Career Highs

Pts 29 vs. Winthrop, 12/13/15
Rebs 17 vs. Kentucky, 1/9/14
Blks 10 vs. Winthrop, 12/13/15
Stls. 3, 4x, last at Mississippi State, 1/24/16
Assts 6 at Texas A&M, 1/31/16
Min 38 at Texas A&M, 1/31/16

2015-16 Highs

Pts 29 vs. Winthrop, 12/13
Rebs 16 vs. Winthrop, 12/13
Blks 10 vs. Winthrop, 12/13
Stls. 3, 2x, last at Mississippi State, 1/24
Assts 6 at Texas A&M, 1/31
Min 38 at Texas A&M, 1/31

SEC Career Highs

Pts 27 vs. Kentucky, 2/4/16
Rebs 17 vs. Kentucky, 1/9/14
Blks 5, 3x, last vs. Alabama, 1/29/15
Stls. 3, 3x, last at Mississippi St., 1/24/16
Assts 6 at Texas A&M, 1/31/16
Min 38 at Texas A&M, 1/31/16

Career Stats at South Carolina

Year	GP	GS	Min	Avg	FG	FGA	Pct	3FG	FGA	Pct	FT	FTA	Pct	Off	Def	Tot	Avg	PF	FO	A	TO	Blk	Stl	Pts	Avg
2013-14	34	1	668	19.6	148	242	.612	0	0	—	121	185	.654	82	203	285	8.4	83	1	11	57	73	17	417	12.3
2014-15	36	5	760	21.1	141	251	.562	0	0	—	117	168	.696	99	186	285	7.9	62	0	28	50	53	19	399	11.1
2015-16	23	22	604	26.3	115	171	.673	0	0	—	55	102	.539	65	164	229	10.0	54	0	24	37	34	23	285	12.4
Career	93	28	2032	21.8	404	664	.608	0	0	—	293	455	.644	246	553	799	8.6	199	1	63	144	160	59	1101	11.8



BIANCA CUEVAS

5-6 • So. • G • Bronx, N.Y. • Nazareth Regional
Major: Criminal Justice



Career Highlights

2015 Rainbow Wahine Showdown All-Tournament

McDonald's All-America (2013-14)

New York Class AA co-Player of the Year (2013-14)

2015-16

- Has appeared in every game
- Led team in scoring once – vs. Arizona State
- Handed out team-high assists once – vs. CSUB
- Solid extended minutes against #18/18 Kentucky (Feb. 4), committing just one turnover in 21 minutes
- Scored seven of her nine points against #15/11 Texas A&M (Jan. 17) during 12-7 fourth-quarter run that gave Gamecocks five-point lead with 3:55 to play
- Played lock-down defense against #20/- Missouri (Jan. 10), recording a career-best five steals
- Snatched a game-high three steals in the SEC opener against Arkansas (Jan. 3)
- Matched a career high with four rebounds against #14/13 Duke (Dec. 6)
- Named to the Rainbow Wahine Showdown All-Tournament team, finishing second on the team in scoring at the event with 17.0 points per game on 54.1 percent shooting, averaging 3.3 rebounds and swiping seven steals over the three-game event
- Scored in double figures for the third-straight game with 13 at Hawaii (Nov. 29), including nine in the second half to help Gamecocks pull away from a seven-point halftime lead
- Fell one point shy of her career high with 20 against CSU Bakersfield with four of her nine fourth-quarter points coming on back-to-back plays to launch a 14-2 run that put the game out of Roadrunners' reach
- Went on a personal 11-7 second-half run against #16/18 Arizona State (Nov. 27) as part of her team-high tying 18 points
- Gave UNCG (Nov. 15) trouble with her speed en route to 11 points, including 6-of-8 from the free throw line

Miscellaneous

	Season	Career
20+ Points	1	2
10+ Points	6	14
5+ Assists	1	6
Tim-High Points	1	3
Tim-High Assists	1	9

Career Highs

Pts21 at Ole Miss, 2/1/15
Rebs4, 6x, last vs. Duke, 12/6/15
Blks2, 2x, last vs. UConn, 2/8/16
Stls5 vs. Missouri, 1/10/16
Assts6 vs. CSU Bakersfield, 11/28/15
Min30 vs. Southern Cal, 11/15/14

2015-16 Highs

Pts20 vs. CSU Bakersfield, 11/28
Rebs4, 3x, last vs. Duke, 12/6
Blks2 vs. UConn, 2/8
Stls5 vs. Missouri, 1/10
Assts6 vs. CSU Bakersfield, 11/28
Min29 vs. Hawaii, 11/29

SEC Career Highs

Pts21 vs. Ole Miss, 2/1/15
Rebs4, 3x, last at Georgia, 2/5/15
Blks1, 2x, last at Kentucky, 3/1/15
Stls5 vs. Missouri, 1/10/16
Assts5, 2x, last vs. Vanderbilt, 2/15/15
Min24, 2x, last vs. Arkansas, 1/3/16

2015-16 Game-by-Game

Opponent	Date	GS	MIN	FG-A	3FG-A	FT-A	Reb	A	TO	B	S	TP
Ohio State	11/13		8	1-5	0-1	3-4	0-0-0	1	1	0	0	5
UNCG	11/15		19	2-4	1-3	6-8	0-2-2	1	3	0	2	11
at Clemson	11/18		17	2-7	0-3	0-0	0-1-1	2	0	0	2	4
at UCLA	11/22		13	2-4	0-0	3-3	0-2-2	2	2	0	0	7
vs. Arizona State	11/27		18	7-13	0-2	4-7	0-2-2	0	2	0	2	18
vs. CSUB	11/28		26	8-12	2-5	2-2	1-3-4	6	2	0	3	20
vs. Hawaii	11/29		29	5-12	1-3	2-4	1-3-4	0	2	0	2	13
Duke	12/6		13	1-4	0-1	0-2	0-4-4	2	1	0	0	2
Winthrop	12/13		22	4-11	1-2	4-4	0-2-2	1	2	0	1	13
Hampton	12/16		17	2-6	1-3	1-1	0-1-1	1	2	0	0	6
vs. East Carolina	12/20		17	1-7	0-3	2-2	0-1-1	1	0	0	3	4
Elon	12/22		15	1-4	0-3	0-0	0-1-1	2	3	0	0	2
Arkansas	1/3		24	4-8	1-5	1-2	1-1-2	3	3	0	3	10
at Vanderbilt	1/7		12	2-6	0-3	0-0	0-1-1	2	2	0	1	4
Missouri	1/10		17	2-6	0-1	2-2	0-0-0	1	3	0	5	6
at Kentucky	1/14		15	0-7	0-1	2-2	0-0-0	1	0	0	0	2
Texas A&M	1/17		20	3-6	1-1	2-2	1-2-3	2	2	0	1	9
at Auburn	1/21		18	0-3	0-2	1-2	0-2-2	2	2	0	0	1
at Miss. State	1/24		6	0-2	0-0	0-2	0-0-0	1	1	0	0	0
Ole Miss	1/28		18	3-7	0-2	0-0	0-0-0	1	2	0	0	6
at Texas A&M	1/31		3	0-0	0-0	0-0	0-0-0	0	0	0	0	3
Kentucky	2/4		21	1-5	0-1	3-4	0-2-2	2	1	0	1	5
UConn	2/8		20	1-7	0-1	0-0	1-1-2	1	1	2	0	2

Career Stats at South Carolina

Year	GP	GS	Min	Avg	FG	FGA	Pct	3FG	FGA	Pct	FT	FTA	Pct	Off	Def	Tot	Avg	PF	FO	A	TO	Blk	Stl	Pts	Avg
2014-15	37	0	536	14.5	74	200	.370	16	72	.222	45	58	.776	13	35	48	1.3	44	1	64	60	5	42	209	5.6
2015-16	23	0	388	16.9	52	146	.356	8	46	.174	38	53	.717	5	31	36	1.6	24	0	35	37	2	26	150	6.5
Career	60	0	924	15.4	126	346	.364	24	118	.203	83	111	.748	18	66	84	1.4	68	1	99	97	7	68	359	6.0



ASIA DOZIER

6-0 • Sr. • G/F • Columbia, S.C. • Spring Valley
Major: Accounting



Career Highlights

Three-time SEC Academic Honor Roll

2015-16

- Team captain
- Has played in 20 games with 11 starts
- Suffered injury to right hand at #10/10 Texas A&M (Jan. 31) and is listed as day-to-day for her return
- Has recorded at least five assists three times
- Handed out team-high assists four times – UNCG, Duke, Hampton, Ole Miss
- Displayed great court vision against Ole Miss (Jan. 28) to finish with a game-high five assists
- Hit two clutch free throws at #10/10 Mississippi State (Jan. 24) after playing just 5:00 in the second half to give South Carolina a 55-51 advantage with 23 seconds to play
- Reached double figures for the first time this season against East Carolina (Dec. 20), scoring five of her 10 points in the first quarter
- Returned to starting lineup against Hampton (Dec. 16), matching a career high with two steals in the opening 10 minutes
- Connected on a game-high three 3-pointers on the way to a season-best nine points against Winthrop (Dec. 13)
- Was solid, steady force on defense against #14/13 Duke (Dec. 6)
- Started the second half at Clemson (Nov. 18) and hit back-to-back 3s as part of 19-5 run that broke open the game
- Tied career high with six assists against UNCG (Nov. 15)
- Started the second half against #6/10 Ohio State (Nov. 13), providing calming influence after Gamecocks trailed at the break

Miscellaneous

	Season	Career
10+ Points	1	14
10+ Rebounds	0	1
5+ Assists	3	11
Tm-High Points	0	2
Tm-High Assists	4	17

Career Highs

Pts 16, 2x, at San Diego State, 11/23/13
Rebs 10 vs. Elon, 11/9/12
Blks 3 at Kentucky, 3/1/15
Stls 2, 9x, last vs. Hampton, 12/16/15
Assts 6, 3x, last vs. UNCG, 11/15/15
Min 40 at Arkansas, 1/2/14

2015-16 Highs

Pts 10 vs. East Carolina, 12/20
Rebs 3 vs. Missouri, 1/10
Blks
Stls 2 vs. Hampton, 12/16
Assts 6 vs. UNCG, 11/15
Min 26 vs. UNCG, 11/15

SEC Career Highs

Pts 15 at Alabama, 1/8/15
Rebs 6 vs. Florida, 2/23/14
Blks 3 at Kentucky, 3/1/15
Stls 2 at Alabama, 1/8/15
Assts 6 vs. Ole Miss, 1/30/14
Min 40 at Arkansas, 1/2/14

2015-16 Game-by-Game

Opponent	Date	GS	MIN	FG-A	3FG-A	FT-A	Reb	A	TO	B	S	TP
Ohio State	11/13		12	1-2	0-0	2-2	0-0-0	1	2	0	0	4
UNCG	11/15		26	1-4	1-4	0-0	0-2-2	6	0	0	0	3
at Clemson	11/18		21	3-9	2-7	0-0	0-1-1	0	1	0	0	8
at UCLA	11/22		3	0-1	0-1	0-0	0-0-0	0	1	0	0	0
vs. Arizona State	11/27		5	0-0	0-0	0-0	0-1-1	0	1	0	1	2
vs. CSUB	11/28		3	0-1	0-1	0-0	0-0-0	0	0	0	0	0
vs. Hawaii	11/29		25	0-2	0-2	3-4	0-0-0	3	1	0	1	3
Duke	12/6		20	0-2	0-1	0-0	0-2-2	3	1	0	0	0
Winthrop	12/13		18	3-4	3-4	0-0	0-2-2	3	2	0	1	9
Hampton	12/16	*	22	2-6	0-2	2-2	1-1-2	5	1	0	2	6
vs. East Carolina	12/20	*	19	4-5	2-2	0-0	0-1-1	0	1	0	0	10
Elon	12/22	*	22	3-5	1-3	0-0	1-0-1	3	1	0	0	7
Arkansas	1/3					— DNP —						
at Vanderbilt	1/7	*	23	1-5	1-4	0-0	0-1-1	4	2	0	0	3
Missouri	1/10	*	18	1-3	0-0	0-0	1-2-3	1	1	0	0	2
at Kentucky	1/14	*	5	0-2	0-1	0-0	0-1-1	0	1	0	0	0
Texas A&M	1/17	*	13	0-1	0-1	0-0	1-0-1	1	2	0	1	0
at Auburn	1/21	*	20	0-4	0-3	1-2	0-2-2	3	0	0	0	1
at Miss. State	1/24	*	12	0-1	0-1	2-2	0-1-1	1	1	0	0	2
Ole Miss	1/28	*	20	1-3	1-3	0-0	0-0-0	5	1	0	1	3
at Texas A&M	1/31	*	22	0-0	0-0	0-0	0-1-1	1	3	0	0	0
Kentucky	2/4					— DNP —						
UConn	2/8					— DNP —						

Career Stats at South Carolina

Year	GP	GS	Min	Avg	FG	FGA	Pct	3FG	FGA	Pct	FT	FTA	Pct	Off	Def	Tot	Avg	PF	FO	A	TO	Blk	Stl	Pts	Avg
2012-13	31	0	398	12.8	28	134	.209	16	91	.176	11	24	.458	19	42	61	2.0	35	1	25	20	4	8	83	2.7
2013-14	34	32	911	26.8	72	211	.341	33	103	.320	28	44	.636	18	77	95	2.8	63	0	92	68	7	21	205	6.0
2014-15	37	30	615	16.6	55	133	.414	29	87	.333	10	13	.769	2	36	38	1.0	27	0	67	33	7	20	149	4.0
2015-16	20	11	329	16.5	21	62	.339	11	40	.275	10	12	.833	4	18	22	1.1	16	0	40	23	0	7	63	3.2
Career	122	73	2253	18.5	176	540	.326	89	321	.277	59	93	.634	43	173	216	1.8	141	1	224	144	18	56	500	4.1



#44 INDIA FARMER

6-0 • Jr. • F • N. Myrtle Beach, S.C. • North Myrtle Beach
Major: Criminal Justice



Career Highlights

Two-time SEC Academic Honor Roll

2015-16

- Has seen time in four contests, including SEC opener against Arkansas (Jan. 3)
- Recorded a pair of blocked shots against UNCG (Nov. 15)

Career Highs

Pts 3, 2x, last vs. Alabama, 1/19/14
Rebs 3 vs. NC Central, 12/2/13
Blks 2 vs. UNCG, 11/15/15
Stls 1 at Florida, 1/19/15
Assts
Min 11 vs. NC Central, 12/2/13

2015-16 Highs

Pts
Rebs 1, 4x, last vs. Arkansas, 1/3
Blks 2 vs. UNCG, 11/15
Stls
Assts
Min 5, 2x, last vs. East Carolina, 12/20

SEC Career Highs

Pts 3, 2x, last vs. Alabama, 1/19/14
Rebs 1, 2x, last vs. Arkansas, 1/3/16
Blks
Stls 1 at Florida, 1/19/15
Assts
Min 4, 2x, last at Florida, 1/19/15

2015-16 Game-by-Game

Opponent	Date	GS	MIN	FG-A	3FG-A	FT-A	Reb	A	TO	B	S	TP
Ohio State	11/13					DNP						
UNCG	11/15		5	0-1	0-1	0-0	0-1-1	0	0	2	0	0
at Clemson	11/18					DNP						
at UCLA	11/22					DNP						
vs. Arizona State	11/27					DNP						
vs. CSUB	11/28					DNP						
vs. Hawaii	11/29					DNP						
Duke	12/6					DNP						
Winthrop	12/13		3	0-2	0-1	0-0	1-0-1	0	0	0	0	0
Hampton	12/16					DNP						
vs. East Carolina	12/20		5	0-1	0-1	0-0	0-1-1	0	0	0	0	0
Elon	12/22					DNP						
Arkansas	1/3		3	0-0	0-0	0-0	0-1-1	0	0	0	0	0
at Vanderbilt	1/7					DNP						
Missouri	1/10					DNP						
at Kentucky	1/14					DNP						
Texas A&M	1/17					DNP						
at Auburn	1/21					DNP						
at Miss. State	1/24					DNP						
Ole Miss	1/28					DNP						
at Texas A&M	1/31					DNP						
Kentucky	2/4					DNP						
UConn	2/8					DNP						

Career Stats at South Carolina

Year	GP	GS	Min	Avg	FG	FGA	Pct	3FG	FGA	Pct	FT	FTA	Pct	Off	Def	Tot	Avg	PF	FO	A	TO	Blk	Stl	Pts	Avg
2013-14	18	0	48	2.7	2	7	.286	2	4	.500	0	0	—	2	4	6	0.3	4	0	0	1	1	0	6	0.3
2014-15	16	0	37	2.3	0	4	.000	0	2	.000	4	6	.667	5	3	8	0.5	1	0	0	1	0	1	4	0.3
2015-16	4	0	16	4.0	0	4	.000	0	3	.000	0	0	—	1	3	4	1.0	2	0	0	0	2	0	0	0.0
Career	38	0	101	2.7	2	15	.133	2	9	.222	4	6	.667	8	10	18	0.5	7	0	0	2	3	1	10	0.3



#24

SARAH IMOVBIOH

6-2 • Sr. • F • Abuja, Nigeria • Virginia
Major: Criminal Justice (master's)



Career Highlights

2011 Parade All-America (HS)

2015-16

- Has played in every game, starting three
- Led the team in rebounding twice – UNCG, at Clemson
- Was aggressive against #1/1 UConn (Feb. 8), scoring eight of her team-high 13 points in the second half and finishing 6-of-6 from the floor
- Grabbed seven of her nine rebounds against Ole Miss (Jan. 28) on the offensive end, including five in 10 minutes of second-half action
- Controlled the glass early at #10/10 Mississippi State (Jan. 24), collecting six first-half rebounds and seven total boards in just nine minutes of action
- Was effective in her SEC debut against Arkansas (Jan. 3) with seven rebounds and nine points in just 17 minutes
- Grabbed seven of her 12 rebounds against East Carolina (Dec. 20) in the first half
- Great offensive work against Hampton (Dec. 16), finishing with career bests in points (19), field goals (6) and free throws (7) after playing a career-high 24 minutes
- Was second on team in rebounding at Rainbow Wahine Showdown (Nov. 27-29) with 5.7 per game, including 2.3 offensive per outing
- Grabbed six of eight total rebounds against #16/18 Arizona State (Nov. 27) in the first half, including all three offensive boards to help Gamecocks stay within one possession at halftime
- Started the second half at Clemson (Nov. 18), providing great energy on the glass and adding four points to the game-changing 19-5 third-quarter surge
- Posted first double-double of Gamecock career with 14 points and team-high 11 boards against UNCG (Nov. 15)
- Had great fourth quarter against #6/10 Ohio State, scoring the six of the first eight points in the period, including to putbacks, to hold off the charging Buckeyes

Miscellaneous

	Season	Career
Double-Double	1	1
10+ Points	3	3
10+ Rebounds	3	3
Tm-High Points	1	1
Tm-High Rebs.	2	2

Career Highs

Pts 19 vs. Hampton, 12/16/15
Rebs 12 vs. East Carolina, 12/20/15
Blks 1, 3x, last at Kentucky, 1/14/16
Stls 2, 2x, last at Clemson, 11/18/15
Assts 2, 2x, last vs. Missouri, 1/10/16
Min 24 vs. Hampton, 12/16/15

SEC Career Highs

Pts 9 vs. Arkansas, 1/3/16
Rebs 9 vs. Ole Miss, 1/28/16
Blks 1, 2x, last at Kentucky, 1/14/16
Stls 1 at Auburn, 1/21/16
Assts 2 vs. Missouri, 1/10/16
Min 17, 4x, last vs. Ole Miss, 1/28/16

2015-16 Game-by-Game

Opponent	Date	GS	MIN	FG-A	3FG-A	FT-A	Reb	A	TO	B	S	TP
Ohio State	11/13	*	16	4-5	0-0	0-2	3-7-10	0	1	0	0	8
UNCG	11/15		21	5-7	0-0	4-6	5-6-11	0	0	0	2	14
at Clemson	11/18		19	3-4	0-0	3-8	4-2-6	0	0	0	2	9
at UCLA	11/22		8	0-0	0-0	0-0	3-1-4	0	0	0	1	0
vs. Arizona State	11/27		16	0-1	0-0	1-2	3-5-8	0	2	0	0	1
vs. CSUB	11/28		15	3-5	0-0	0-5	3-2-5	0	0	0	0	6
vs. Hawaii	11/29		13	1-2	0-0	1-1	1-3-4	0	1	0	0	3
Duke	12/6		3	0-0	0-0	0-0	0-0-0	0	1	0	0	0
Winthrop	12/13	*	22	3-3	0-0	1-1	1-3-4	1	1	1	0	7
Hampton	12/16	*	24	6-8	0-0	7-9	5-2-7	0	0	0	0	19
vs. East Carolina	12/20		18	1-5	0-0	2-3	4-8-12	2	0	0	0	4
Elon	12/22		16	1-2	0-0	0-0	2-1-3	0	1	0	1	2
Arkansas	1/3		17	4-7	0-0	1-2	4-3-7	0	3	0	0	9
at Vanderbilt	1/7		5	0-0	0-0	0-0	0-2-2	0	1	0	0	0
Missouri	1/10		17	2-2	0-0	0-0	0-2-2	2	2	1	0	4
at Kentucky	1/14		13	0-2	0-0	0-2	2-3-5	0	0	1	0	0
Texas A&M	1/17		3	0-2	0-0	0-0	1-0-1	0	1	0	0	0
at Auburn	1/21		17	1-1	0-0	0-2	1-1-2	0	0	0	1	2
at Miss. State	1/24		9	0-0	0-0	0-0	4-3-7	0	2	0	0	0
Ole Miss	1/28		17	3-5	0-0	1-3	7-2-9	0	2	0	0	7
at Texas A&M	1/31		1	0-0	0-0	0-0	1-0-1	0	0	0	0	1
Kentucky	2/4		8	1-2	0-0	0-0	1-0-1	0	0	0	0	2
UConn	2/8		21	6-6	0-0	1-1	2-6-8	0	1	0	0	13

Career Stats at South Carolina

Year	GP	GS	Min	Avg	FG	FGA	Pct	3FG	FGA	Pct	FT	FTA	Pct	Off	Def	Tot	Avg	PF	FO	A	TO	Blk	Stl	Pts	Avg
2015-16	23	3	319	13.9	44	69	.638	0	0	—	22	47	.468	57	62	119	5.2	34	0	5	19	3	7	110	4.8



#25

TIFFANY MITCHELL

5-9 • Sr. • G • Charlotte, N.C. • Providence Day
Major: Retail Management



Career Highlights

Wooden Award Midseason Top 20
USBWA Ann Meyers Drysdale Award Midseason Watch List
Dawn Staley Award Midseason Watch List
Naismith Early Season Watch List
Senior CLASS Award candidate
Preseason All-America (AP, Lindy's, Athlon, SI, ESPN)
Preseason SEC Player of the Year (Coaches, Media)
Two-time SEC Player of the Year (Coaches – 2014, 2015; AP - 2015)
Two-time All-SEC First Team (2014, 2015)
2015 All-America First Team (ESPN, AP, USBWA)
2015 Naismith and Dawn Staley Award Finalist

2015 Wooden Award All-America Team/Finalist
2015 Wade Watch List
2015 Capital One Academic All-District 4
2015 NCAA Greensboro Region All-Tournament Team
2015 FIBA 3x3 World Championship Gold (USA)
2014 WBCA All-America
2014 All-America Third Team (AP, Full Court)
2014 Wooden Award Final Ballot, Wade Trophy Watch List, Dawn Staley Award Watch List
2014 WBCA All-Region 3
2014 SEC All-Defensive Team
2013 SEC All-Freshman Team

Miscellaneous

	Season	Career
Double-Double	0	4
20+ Points	3	16
10+ Points	21	96
10+ Rebounds	0	7
5+ Assists	3	14
5+ Steals	0	8
Tm-High Points	7	44
Tm-High Rebs.	0	10
Tm-High Assists	6	35

2015-16

- Selected team captain for second-straight season
- In SEC play, ranks among league's top 10 in five categories, including sixth in scoring (15.1 ppg), third in free throw percentage (.804), fourth in field goal percentage (.427) and sixth in steals (2.0 spg)
- Ranks eighth in the SEC in scoring overall, third in free throw percentage and 12th in 3-pointers made per game
- Has been team's top scorer seven times – at Clemson, at UCLA, vs. East Carolina, Elon, at Vandy, Mizzou, at Miss. St.
- Handed out team-high assists six times – Ohio State, Arkansas, at Vanderbilt, Missouri, at Auburn, at Miss. St.
- Played just 10 minutes against #18/18 Kentucky (Feb. 4) after suffering lower back injury midway through second quarter
- Scored 18 of her 20 points in the second half at #10/10 Texas A&M (Jan. 31), including seven during South Carolina's 13-2 fourth-quarter run that grabbed control of the game
- Willed the Gamecocks to victory at #10/10 Mississippi State (Jan. 24), scoring seven straight points to stretch a one-point lead to six with 2:34 to go and adding clutch free throws in final 10 seconds for second 20-point game
- Tallied nine second-half points at #9/9 Kentucky (Jan. 14), converting a key three-point play late in the third quarter to give South Carolina its first lead of the game
- Scored eight points of 10-2 third-quarter run after #20/- Missouri (Jan. 10) opened the period on a 12-4 surge en route to game-high 19 points

2015-16 Game-by-Game

Opponent	Date	GS	MIN	FG-A	3FG-A	FT-A	Reb	A	TO	B	S	TP
Ohio State	11/13	*	32	6-12	2-4	1-2	1-2-3	3	8	1	4	15
UNCG	11/15	*	23	3-11	2-7	2-2	0-2-2	5	1	0	2	10
at Clemson	11/18	*	25	6-12	4-7	2-4	3-2-5	0	1	0	4	18
at UCLA	11/22	*	34	5-12	1-5	6-6	2-3-5	2	6	0	1	17
vs. Arizona State	11/27	*	36	2-7	0-3	2-2	0-1-1	1	2	0	2	6
vs. CSUB	11/28	*	32	3-9	0-2	7-8	0-1-1	1	1	0	0	13
vs. Hawaii	11/29	*	29	5-10	2-5	2-2	1-1-2	2	3	0	0	14
Duke	12/6	*	35	3-13	1-5	5-6	2-2-4	2	3	1	0	12
Winthrop	12/13	*	22	4-8	3-6	1-2	1-4-5	3	4	0	1	12
Hampton	12/16	*	29	4-11	3-6	6-8	4-2-6	2	0	0	1	17
vs. East Carolina	12/20	*	24	5-9	1-3	7-8	0-1-1	3	1	0	2	18
Elon	12/22	*	34	7-15	3-6	1-1	2-2-4	2	1	1	1	18
Arkansas	1/3	*	26	4-9	2-5	2-3	0-3-3	4	3	0	2	12
at Vanderbilt	1/7	*	34	8-15	3-6	3-6	1-1-2	5	2	0	2	22
Missouri	1/10	*	31	5-12	1-5	8-9	0-2-2	2	2	0	3	19
at Kentucky	1/14	*	31	5-13	1-5	5-5	1-1-2	2	2	0	1	16
Texas A&M	1/17	*	40	4-13	1-5	2-5	2-2-4	2	3	0	4	11
at Auburn	1/21	*	24	4-10	1-3	4-4	1-0-1	5	1	0	3	13
at Miss. State	1/24	*	37	6-15	1-7	8-9	0-2-2	2	7	0	0	21
Ole Miss	1/28	*	26	6-11	3-6	0-0	1-3-4	4	2	1	1	15
at Texas A&M	1/31	*	38	7-17	1-6	5-5	3-1-4	2	3	0	3	20
Kentucky	2/4	*	10	1-2	0-0	0-0	0-0-0	0	3	0	1	2
UConn	2/8	*	39	4-12	2-5	2-2	0-5-5	0	2	1	2	12

- Powered team to win at Vanderbilt (Jan. 7) with seven of her season-high 22 points during 10-3 third-quarter run that put team ahead for good, adding seven of fourth quarter's first eight points
- Had most efficient scoring game of the season vs. East Carolina (Dec. 20), hitting 5-of-9 field goals and 7-of-8 free throws on her way to a game-high 18 points
- Sparked Gamecock offense in second half against Hampton (Dec. 16), tallying nine points over the first four minutes of the half and finishing 4-of-4 from the field in the final 20 minutes
- Scored 10 of her 14 points at Hawaii (Nov. 28) in the first half on 4-of-7 shooting (.571), including the first five points of the second quarter
- Netted four of her 17 points at UCLA (Nov. 22) during 10-4 run over final 4:05 to deliver the win
- Looked sharp in win at Clemson (Nov. 18), shooting 50.0 percent from the field with a team-high 18 points, including four 3-pointers, and swiped four steals for second time in three games

Career Highs

Pts 25 vs. Georgia, 2/27/14
Rebs 11, 5x, last at Arkansas, 1/2/14
Blks 3 at Arkansas, 2/19/15
Stls 7 vs. NC Central, 12/2/14
Assts 9 at San Diego State, 11/23/13
Min.... 40, 3x, last vs. Texas A&M, 1/17/16

2015-16 Highs

Pts 22 at Vanderbilt, 1/7
Rebs 6 vs. Hampton, 12/16
Blks 1, 5x, last vs. UConn, 2/8
Stls 4, 3x, last vs. Texas A&M, 1/17
Assts 5, 3x, last at Auburn, 1/21
Min..... 40 vs. Texas A&M, 1/17

SEC Career Highs

Pts 25 vs. Georgia, 2/27/14
Rebs 11, 2x, last at Arkansas, 1/2/14
Blks 3 at Arkansas, 2/19/15
Stls 6 at Auburn, 1/12/14
Assts 8, 2x, last vs. Ole Miss, 1/30/14
Min..... 40 vs. Texas A&M, 1/17/16

Career Stats at South Carolina

Year	GP	GS	Min	Avg	FG	FGA	Pct	3FG	FGA	Pct	FT	FTA	Pct	Off	Def	Tot	Avg	PF	FO	A	TO	Blk	Stl	Pts	Avg
2012-13	33	30	927	28.1	107	282	.379	22	60	.367	68	111	.613	60	109	169	5.1	64	1	43	82	4	44	304	9.2
2013-14	34	34	1066	31.4	165	335	.493	40	74	.541	157	198	.793	41	149	190	5.6	63	0	118	97	8	62	527	15.5
2014-15	37	37	1106	29.9	189	378	.500	57	137	.416	98	117	.838	28	87	115	3.1	64	1	106	82	11	65	533	14.4
2015-16	23	23	691	30.0	107	258	.415	38	112	.339	81	99	.818	25	43	68	3.0	41	0	54	61	5	40	333	14.5
Career	127	124	3790	29.8	568	1253	.453	157	383	.410	404	525	.770	154	388	542	4.3	232	2	321	322	28	211	1697	13.4



#23 TINA ROY

5-11 • Sr. • G • Kaplan, La. • Kaplan
Major: Retail Management



Career Highlights

Two-time SEC Academic Honor Roll

2015-16

- Selected team captain
- Has played in every game, starting 12
- In league play, leads the SEC in 3-pointers per game (2.7) and is second in 3-point percentage (.409)
- Overall, ranks fifth in 3s made per game (2.0)
- Has led the team in scoring twice – at UCLA, vs. Arkansas
- Dished out a team-high assists eight times – UNCG, at UCLA, vs. Arizona State, Missouri, at Kentucky, at Miss. St., Kentucky, UConn
- Started against #18/18 Kentucky (Feb. 4) contributing on both ends with two steals, a team-high four assists and five timely points, including a free-throw-line jumper after the Wildcats got within three points in fourth quarter
- Well-rounded effort against Ole Miss (Jan. 28) matching career high with three steals to go with nine points on three 3s and four assists
- Opened and closed 11-4 run at end of second quarter at #10/10 Mississippi State (Jan. 24) with 3-pointers and added a third to cap a 7-0 run that ended a 35-35 tie midway through the fourth quarter
- Helped spark an 18-0 run in the second quarter at Auburn (Jan. 21) with a pair of 3-pointers in a 2:00 span, the second of which gave team a lead it never relinquished
- Knocked down two of her four 3-pointers in a span of 97 seconds late in the third quarter at #9/9 Kentucky (Jan. 14) to help the Gamecocks stay within three of the lead
- Hit three of her four 3-pointers at Vanderbilt (Jan. 7) in the second half, including one at the end of the third quarter to put Gamecocks in front going into the fourth and another late in the fourth after Commodores pulled within three
- Buried back-to-back 3s as part of 20-2 run to open the second quarter against Arkansas (Jan. 3), finishing with career-best seven 3-pointers to tie the South Carolina record against an SEC opponent
- Went 3-of-3 from the behind the arc against Elon (Dec. 22), netting at least three 3s for the third time this season
- Matched her career high with five 3s at UCLA (Nov. 22), including one to open the fourth quarter to launch the Gamecocks' 23-17 final period to overcome a three-point deficit

2015-16 Game-by-Game

Opponent	Date	GS	MIN	FG-A	3FG-A	FT-A	Reb	A	TO	B	S	TP
Ohio State	11/13	*	23	1-6	1-6	0-0	0-1-1	1	1	0	0	3
UNCG	11/15	*	19	3-8	3-8	0-0	0-0-0	6	0	0	0	9
at Clemson	11/18	*	22	1-6	1-6	0-0	0-1-1	1	0	0	1	3
at UCLA	11/22	*	37	6-14	5-11	0-0	0-3-3	4	2	0	0	17
vs. Arizona State	11/27	*	22	1-7	1-3	0-0	0-2-2	3	2	1	0	3
vs. CSUB	11/28	*	21	1-4	1-4	0-0	1-4-5	3	0	0	0	3
vs. Hawaii	11/29	*	9	0-1	0-1	0-0	0-0-0	2	0	0	1	0
Duke	12/6	*	16	1-3	1-2	0-0	0-1-1	2	1	0	1	3
Winthrop	12/13	*	11	1-6	1-6	0-0	0-0-0	3	0	0	0	3
Hampton	12/16		24	0-3	0-2	0-0	0-3-3	3	1	0	0	0
vs. East Carolina	12/20		12	1-5	1-4	0-0	1-2-3	0	2	0	0	3
Elon	12/22		11	3-3	3-3	0-0	0-0-0	1	0	0	0	9
Arkansas	1/3	*	29	7-13	7-12	0-0	0-1-1	3	0	0	1	21
at Vanderbilt	1/7		20	4-8	4-6	1-2	0-1-1	1	2	0	1	13
Missouri	1/10		16	1-5	1-5	0-3	0-2-2	2	2	0	0	3
at Kentucky	1/14		35	4-11	4-9	0-0	1-2-3	4	2	0	1	12
Texas A&M	1/17		13	0-3	0-3	0-0	0-2-2	1	0	0	0	0
at Auburn	1/21		20	4-7	4-7	0-0	0-0-0	2	0	0	0	12
at Miss. State	1/24		27	4-6	3-4	0-0	0-1-1	2	3	0	0	11
Ole Miss	1/28		20	3-9	3-9	0-0	0-0-0	4	1	0	3	9
at Texas A&M	1/31		18	0-3	0-3	1-2	0-1-1	1	2	0	1	1
Kentucky	2/4	*	33	2-11	1-8	2-2	0-1-1	4	0	0	2	7
UConn	2/8	*	19	0-3	0-2	0-0	1-1-2	2	2	0	0	0

Career Stats at South Carolina

Year	GP	GS	Min	Avg	FG	FGA	Pct	3FG	FGA	Pct	FT	FTA	Pct	Off	Def	Tot	Avg	PF	FO	A	TO	Blk	Stl	Pts	Avg
2011-12	34	0	383	11.3	53	181	.293	32	127	.252	10	22	.455	20	29	49	1.4	20	0	10	15	1	9	148	4.4
2012-13	— Did Not Play —																								
2013-14	34	1	553	16.3	44	146	.301	20	86	.233	14	23	.609	13	56	69	2.0	19	0	48	23	9	6	122	3.6
2014-15	36	0	568	15.8	59	152	.388	46	119	.387	2	5	.400	8	59	67	1.9	19	0	78	34	5	7	166	4.6
2015-16	23	12	477	20.7	48	145	.331	45	124	.363	4	9	.444	4	29	33	1.4	10	0	55	23	1	12	145	6.3
Career	127	13	1981	15.6	204	624	.327	143	456	.314	30	59	.508	45	173	218	1.7	68	0	191	95	16	34	581	4.6

Miscellaneous

	Season	Career
10+ Points	6	18
5+ Assists	0	5
Tm-High Points	2	4
Tm-High Assists	8	18

Career Highs

Pts21 vs. Arkansas, 1/3/16
Rebs8 at Mississippi State, 2/6/14
Blks2 at Mississippi State, 2/6/14
Stls3, 2x, last vs. Ole Miss, 1/28/16
Assts10 vs. Savannah State, 12/14/14
Min37 at UCLA, 11/22/15

2015-16 Highs

Pts21 vs. Arkansas, 1/3
Rebs5 vs. CSU Bakersfield, 11/28
Blks1 vs. Arizona State, 11/27
Stls3 vs. Ole Miss, 1/28
Assts6 vs. UNCG, 11/15
Min37 at UCLA, 11/22

SEC Career Highs

Pts21 vs. Arkansas, 1/3/16
Rebs8 at Mississippi State, 2/6/14
Blks2 at Mississippi State, 2/6/14
Stls3 vs. Ole Miss, 1/28/16
Assts4, 6x, last vs. Kentucky, 2/4/16
Min35 at Kentucky, 1/14/16



KHADIJAH SESSIONS

5-8 • Sr. • G • Myrtle Beach, S.C. • Myrtle Beach
Major: Hotel, Restaurant, Tourism Management



Career Highlights

Three-time SEC Academic Honor Roll
2012 Parade All-America (HS)

2012 SCBA Class 4A Player of the Year

2015-16

- Selected team captain
- Has started every game
- Ranks third in SEC in steals in league play (2.1) and eighth overall (2.0)
- Has led the team in assists eight times – Ohio State, at Clemson, at Hawaii, Winthrop, Elon, Arkansas, Ole Miss, UConn – and handed out five or more assists three times this season
- Shooting 53.1 percent from the field in SEC play, including 8-of-18 from 3-point range, to average 8.0 points
- Knocked down a 70-foot, third-quarter buzzer beater to give the Gamecocks momentum and a 57-53 lead over #18/18 Kentucky (Feb. 4) heading into the final period
- Finished in double figures at #10/10 Texas A&M (Jan. 31), capping off South Carolina's 10-0 fourth-quarter run with a layup in transition for a 60-54 lead midway through the period and hit a pair of free throws in the final 1:00 to help seal the win
- Continued her clutch shooting with a pair of midrange jumpers in the final 2:34 at #10/10 Mississippi State (Jan. 24), including one with 30 seconds to go in a two-point game
- Managed the game at Auburn (Jan. 21) well and provided great ball pressure to help Tigers shoot just 12.5 percent in the second quarter
- Bounced back from early thigh contusion against #15/11 Texas A&M (Jan. 17) to swipe two of her four steals in the final 5:12 then sink the game-winning free throw with less than a second to play
- Scored five of her eight points against #9/9 Kentucky (Jan. 14) in the fourth quarter, scoring four points of a 6-0 run that brought Gamecocks within one late in the third quarter then knocking down a fourth-quarter 3-pointer as part of the 15-2 run that won the game
- Great ball pressure against #20/- Missouri (Jan. 10) helped harass Tigers into 20 turnovers
- Hit a pair of clutch fourth-quarter 3-pointers at Vanderbilt (Jan. 7), the first coming in a one-point game with 4:00 to play and the second after 'Dores drew within three inside 2:00 remaining
- Was critical to 20-2 run that opened second quarter against Arkansas (Jan. 3), making two key defensive plays and handing out assists on two of the three 3-pointers that launched the surge

Miscellaneous

	Season	Career
10+ Points	5	25
5+ Assists	3	13
Tm-High Points	0	3
Tm-High Assists	8	30

Career Highs

Pts	19 vs. Auburn, 2/3/13
Rebs	6 vs. Clemson, 11/20/14
Blks	1, 10x, last at Texas A&M, 1/31/16
Stls	4, 14x, last vs. Texas A&M, 1/17/16
Assts	8 vs. NC Central, 12/1/14
Min	39 at Texas A&M, 1/31/16

2015-16 Highs

Pts	12 vs. Ohio State, 11/13
Rebs	5, 2x, last vs. Duke, 12/6
Blks	1, 2x, last at Texas A&M, 1/31
Stls	4, 4x, last vs. Texas A&M, 1/17
Assts	6 vs. Winthrop, 12/13
Min	39 at Texas A&M, 1/31

SEC Career Highs

Pts	19 vs. Auburn, 2/3/13
Rebs	5, 4x, last at Arkansas, 2/19/15
Blks	1, 4x, last at Texas A&M, 1/31/16
Stls	4, 6x, last vs. Texas A&M, 1/17/16
Assts	7 at Arkansas, 2/19/15
Min	39 at Texas A&M, 1/31/16

2015-16 Game-by-Game

Opponent	Date	GS	MIN	FG-A	3FG-A	FT-A	Reb	A	TO	B	S	TP
Ohio State	11/13	*	36	3-8	0-0	6-8	0-3-3	3	3	0	4	12
UNCG	11/15	*	18	1-2	0-0	0-0	0-1-1	4	0	0	2	2
at Clemson	11/18	*	19	0-1	0-1	0-0	0-2-2	5	1	0	1	0
at UCLA	11/22	*	23	0-1	0-1	0-0	1-4-5	1	4	0	0	0
vs. Arizona State	11/27	*	30	2-7	0-2	2-2	3-0-3	0	1	0	2	6
vs. CSUB	11/28	*	26	3-4	0-0	2-3	1-0-1	1	0	0	2	8
vs. Hawaii	11/29	*	21	4-5	1-2	2-2	1-3-4	4	1	0	4	11
Duke	12/6	*	37	2-4	0-1	1-6	2-3-5	1	1	0	4	5
Winthrop	12/13	*	15	2-3	0-1	0-0	0-1-1	6	1	0	1	4
Hampton	12/16	*	17	2-3	1-1	0-0	0-4-4	2	3	0	0	5
vs. East Carolina	12/20	*	22	1-5	0-2	3-4	0-2-2	3	2	0	1	5
Elon	12/22	*	24	2-4	1-2	1-2	1-1-2	4	1	0	2	6
Arkansas	1/3	*	25	3-4	1-1	0-0	1-2-3	4	1	1	3	7
at Vanderbilt	1/7	*	30	3-5	2-3	2-3	3-1-4	0	0	0	3	10
Missouri	1/10	*	23	2-6	1-2	4-4	0-0-0	1	0	0	1	9
at Kentucky	1/14	*	29	3-5	1-1	1-3	1-0-1	3	2	0	0	8
Texas A&M	1/17	*	34	3-5	0-2	2-4	0-2-2	2	2	0	4	8
at Auburn	1/21	*	26	1-1	1-1	2-2	0-3-3	1	3	0	3	5
at Miss. State	1/24	*	29	4-6	0-1	2-2	0-4-4	1	2	0	1	10
Ole Miss	1/28	*	25	1-4	0-2	2-4	1-1-2	5	0	0	1	4
at Texas A&M	1/31	*	39	3-8	1-2	3-5	0-2-2	3	2	1	3	10
Kentucky	2/4	*	30	3-5	1-3	2-4	0-4-4	1	3	0	2	9
UConn	2/8	*	23	1-6	0-0	2-3	0-1-1	2	0	0	1	4

- Served as a catalyst for the South Carolina offense against Winthrop (Dec. 13), dishing out six assists
- Matched career highs in steals (4) and minutes played (37) against #14/13 Duke (Dec. 6), picking up last two steals in final 5:03 to spark 15-5 run that turned one-point deficit into victory
- At Rainbow Wahine Showdown, averaged 8.3 points on 56.3 percent shooting (9-of-16) to go with eight steals
- Scored in double figures for second time this season with 11 at Hawaii (Nov. 29) all in the second half, including nine during a 17-6 run to close the third quarter after UH had closed within five points
- Grabbed three offensive rebounds against #16/18 Arizona State (Nov. 27)
- Swiped four steals against #6/10 Ohio State (Nov. 13) and applied pressure to the Buckeyes' defense early with strong drives to the basket

Career Stats at South Carolina

Year	GP	GS	Min	Avg	FG	FGA	Pct	3FG	FGA	Pct	FT	FTA	Pct	Off	Def	Tot	Avg	PF	FO	A	TO	Blk	Stl	Pts	Avg
2012-13	33	3	570	17.3	53	151	.351	13	54	.241	72	109	.661	22	24	46	1.4	43	0	36	49	3	21	191	5.8
2013-14	29	26	761	26.2	58	159	.365	18	59	.305	74	109	.679	9	38	47	1.6	60	0	77	45	1	28	208	7.2
2014-15	37	36	814	22.0	59	147	.401	20	64	.313	27	51	.529	26	63	89	2.4	63	0	105	49	4	68	165	4.5
2015-16	23	23	601	26.1	49	102	.480	11	31	.355	39	61	.639	15	44	59	2.6	50	1	57	33	2	45	148	6.4
Career	122	88	2746	22.5	219	559	.392	62	208	.298	212	324	.654	72	169	241	2.0	216	1	275	176	10	162	712	5.8



#40 JATARIE WHITE

6-4 • So. • F • Charlotte, N.C. • Providence Day
Major: Public Relations/Advertising



Career Highlights

2014 McDonald's All-America
2014 WBCA All-America

Charlotte Observer Player of the Year (2013, 2014)
North Carolina Miss Basketball (2013, 2014)

2015-16

- Has seen time in every game
- Led the team in rebounding once – at Clemson
- Played eight tough minutes at #10/10 Mississippi State (Jan. 24), recording a fourth-quarter steal
- Showed better poise inside at Auburn (Jan. 21) for nine points in SEC career-high tying 21 minutes
- Reached double figures for the second time this season against #20/- Missouri (Jan. 10), pouring in an SEC career-high 11 points
- Great offensive game against East Carolina (Dec. 20) with career-high 14 points on 5-of-8 shooting
- Scored all of her eight points against Hampton (Dec. 16) in the second half, shooting 3-of-5 from the field and grabbing five her seven rebounds in the final 20 minutes as well
- Notched career highs in rebounds (9) and blocks (4) in 18 minutes of action against Winthrop (Dec. 13)
- Played 19 minutes against #14/13 Duke (Dec. 6), finishing with five rebounds
- Grabbed five rebounds in just 11 minutes of action against CSU Bakersfield (Nov. 27)
- Started the second half at Clemson (Nov. 18) and was key part of 19-5 third-quarter run that broke open the game ... tied for team-high honors with six rebounds
- Great contributions against #6/10 Ohio State (Nov. 13), beyond the four points, three rebounds and two assists in the box score

Miscellaneous

	Season	Career
10+ Points	2	4
10+ Rebounds	0	0
Tm-High Points	0	0
Tm-High Rebs.	1	1

Career Highs

Pts14 vs. East Carolina, 12/20/15
Rebs9 vs. Winthrop, 12/13/15
Blks4 vs. Winthrop, 12/13/15
Stls2 vs. Syracuse, 3/22/15
Assts2, 4x, last at Clemson, 11/18/15
Min22 vs. San Diego St., 11/23/14

2015-16 Highs

Pts14 vs. East Carolina, 12/20
Rebs9 vs. Winthrop, 12/13
Blks4 vs. Winthrop, 12/13
Stls1, 5x, last vs. Ole Miss, 1/28
Assts2, 2x, last at Clemson, 11/18
Min21, 2x, last at Auburn, 1/21

SEC Career Highs

Pts11 v. Missouri, 1/10/16
Rebs7 at Georgia, 2/5/15
Blks2 at Georgia, 2/5/15
Stls1, 4x, last vs. Ole Miss, 1/28/16
Assts2 vs. LSU, 2/12/15
Min21, 2x, last at Auburn, 1/21/16

2015-16 Game-by-Game

Opponent	Date	GS	MIN	FG-A	3FG-A	FT-A	Reb	A	TO	B	S	TP
Ohio State	11/13	15	1-3	0-0	2-3	1-2-3	2	0	0	0	0	4
UNCG	11/15	13	2-4	0-0	1-2	0-3-3	1	0	1	0	5	
at Clemson	11/18	18	1-4	0-0	1-2	4-2-6	2	0	1	0	3	
at UCLA	11/22	12	0-2	0-0	2-2	0-2-2	0	0	0	0	2	
vs. Arizona State	11/27	12	0-2	0-0	0-0	1-1-2	0	1	0	0	0	
vs. CSUB	11/28	11	1-2	0-0	0-2	1-4-5	1	0	1	0	2	
vs. Hawaii	11/29	14	0-2	0-0	0-0	0-2-2	1	1	0	0	0	
Duke	12/6	19	0-3	0-0	0-0	1-4-5	1	2	0	1	0	
Winthrop	12/13	18	2-2	0-0	0-0	1-8-9	1	0	4	1	4	
Hampton	12/16	21	3-8	0-0	2-2	2-5-7	0	4	1	0	8	
vs. East Carolina	12/20	19	5-8	0-1	4-6	1-3-4	0	0	0	0	14	
Elon	12/22	14	1-7	0-0	0-0	0-2-2	0	0	0	0	2	
Arkansas	1/3	18	0-5	0-0	1-2	2-3-5	1	1	0	0	1	
at Vanderbilt	1/7	18	0-0	0-0	2-4	0-2-2	0	0	0	0	2	
Missouri	1/10	18	3-5	0-1	5-6	3-1-4	0	1	0	1	11	
at Kentucky	1/14	7	0-1	0-0	0-0	2-3-5	0	2	1	0	0	
Texas A&M	1/17	5	0-0	0-0	0-0	0-0-0	0	1	1	0	0	
at Auburn	1/21	21	4-7	0-1	1-2	1-1-2	0	0	0	0	9	
at Miss. State	1/24	8	0-0	0-0	0-0	0-0-0	0	1	0	1	0	
Ole Miss	1/28	13	1-3	0-0	1-2	1-1-2	0	0	0	1	3	
at Texas A&M	1/31	2	0-0	0-0	0-0	0-0-0	0	0	0	0	0	
Kentucky	2/4	12	0-0	0-0	1-2	1-2-3	1	1	0	0	1	
UConn	2/8	9	1-2	0-0	2-2	0-1-1	1	1	0	0	4	

Career Stats at South Carolina

Year	GP	GS	Min	Avg	FG	FGA	Pct	3FG	FGA	Pct	FT	FTA	Pct	Off	Def	Tot	Avg	PF	FO	A	TO	Blk	Stl	Pts	Avg
2014-15	20	0	184	9.2	20	49	.408	0	0	—	9	14	.643	16	28	44	2.2	20	0	7	14	5	7	49	2.5
2015-16	23	0	317	13.8	25	70	.357	0	3	.000	25	39	.641	22	52	74	3.2	43	0	12	16	10	5	75	3.3
Career	43	0	501	11.7	45	119	.378	0	3	.000	34	53	.642	38	80	118	2.7	63	0	19	30	15	12	124	2.9



A'JA #22 WILSON

6-5 • So. • F • Hopkins, S.C. • Heathwood Hall
Major: Broadcasting



Career Highlights

Wooden Award Midseason Top 20 (2015-16)
USBWA Ann Meyers Drysdale Award Midseason Watch List
Naismith Early Season Watch List (2015-16)
2015 USA Basketball Female Athlete of the Year
2015 Rainbow Wahine Showdown Tournament MVP
Four-time SEC Player of the Week
Preseason All-America Second Team (Lindy's, SI, ESPN)
Preseason All-America Honorable Mention (AP)
Preseason All-SEC First Team (Media, Coaches)
2015 All-America (Third Team, AP; Hon. Men, WBCA)

2015 WBCA All-Region 3
2015 SEC Freshman of the Year (Coaches, AP)
2015 All-SEC First Team (Coaches, AP)
2015 SEC All-Freshman Team
USBWA National Freshman of the Week (Dec. 1-7)
Five-time SEC Freshman of the Week
2014 National High School Player of the Year (WBCA, Naismith, Parade)
2014 McDonald's and Parade (HS) All-America
Three-time SCISA Player of the Year

Miscellaneous

	Season	Career
Double-Double	10	15
20+ Points	6	11
10+ Points	18	47
10+ Rebounds	11	16
5+ Blocks	4	5
Tm-High Points	11	26
Tm-High Rebs.	10	19

2015-16

- Leads team in scoring and is second in rebounding
- Ranks 34th in the nation in double-doubles and is 14th with an SEC-leading 3.1 blocked shots per game
- Among SEC's top five in field goal percentage (3rd), rebounding (4th) and scoring (5th)
- Team's top scorer 11 times – Ohio St., UNCG, vs. Arizona St., vs. CSUB, at Hawaii, Duke, at Ky., Texas A&M, Ole Miss, at Texas A&M, UConn
- Team's top rebounder 10 times – Ohio St., vs. Arizona St., vs. CSUB, at Hawaii, Duke, Elon, Ark., at Ky., at Miss. St., at Texas A&M
- Played just 23 minutes against #1/1 UConn (Feb. 8) due to injury, but still tied for team-high honors with 13 points, including 4-of-4 shooting in the first half
- Carried offense early at #10/10 Texas A&M (Jan. 31), scoring 17 of team's 25 first-half points and all eight of its second-quarter points, adding a putback and key defensive boards late in the game
- Scored game's first six points and seven of first 11 of second half against Ole Miss (Jan. 28)
- Overcame tough shooting night at #10/10 Mississippi State (Jan. 24) to record two of her four blocks and two of her 11 rebounds in the final 2:08, including one of each in the final 13 seconds
- Delivered second-straight 26-point, eight-block game adding eight rebounds against #15/11 Texas A&M (Jan. 17), scoring team's first six points of second half to reclaim lead and adding five during 1:12 span of fourth quarter
- Powered win at #9/9 Kentucky on both sides of the ball with six of her career-high eight blocked shots coming in the second half, along with 15 of her game-high 26 points, including eight points of the 15-2 fourth-quarter run

Career Highs

Pts	28 vs. Duke, 12/6/15
Rebs	19 at Kentucky, 3/1/15
Blks	8, 2x, last vs. Texas A&M, 1/17/16
Stls	3, 4x, last vs. C. Michigan, 12/20/14
Assts	4 vs. CSU Bakersfield, 11/28/15
Min	39 at Texas A&M, 1/31/16

2015-16 Highs

Pts	28 vs. Duke, 12/6
Rebs	14 vs. Ohio State, 11/13
Blks	8, 2x, last vs. Texas A&M, 1/17
Stls	2, 3x, last vs. Missouri, 1/10
Assts	4 vs. CSU Bakersfield, 11/28
Min	39 at Texas A&M, 1/31

SEC Career Highs

Pts	27 at Texas A&M, 1/31/16
Rebs	19 at Kentucky, 3/1/15
Blks	8, 2x, last vs. Texas A&M, 1/17/16
Stls	2, 2x, last vs. Missouri, 1/10/16
Assts	3, 3x, last vs. Kentucky, 2/4/16
Min	39 at Texas A&M, 1/31/16

- Nearly got her double-double in the first half alone against #20/- Missouri (Jan. 10) to go with six blocks
- Scored career-high 28 points against #14/13 Duke (Dec. 6), including 20 in the second half and 12 of the team's 16 in the third quarter
- Named MVP of Rainbow Wahine Showdown, averaging 20.7 points on 65.0 percent shooting (26-of-40), 8.0 rebounds and 2.3 blocks, helping her to SEC co-Player of the Week honors as well (Nov. 24-30)
- Tallied 26 points against CSUB (Nov. 28), including 16 in second half to break open eight-point game at halftime
- Grabbed three of her fourth-quarter rebounds in the final seven seconds of a tie game, including two offensive, getting fouled on the final one and hitting the resulting two free throws with 0.6 seconds to deliver the win over #16/18 Arizona State (Nov. 27)
- Tied her career high with six blocks against UNCG (Nov. 15), while posting her second double-double in as many games (19 pts/10 rebs)
- Scored 12 of her team-high 20 points against #6/10 Ohio State (Nov. 13) in the fourth quarter, including six of the team's 10 points in the final 2:35 to deliver the win

2015-16 Game-by-Game

Opponent	Date	GS	MIN	FG-A	3FG-A	FT-A	Reb	A	TO	B	S	TP
Ohio State	11/13	*	21	8-18	0-0	4-4	5-9-14	0	0	2	0	20
UNCG	11/15	*	17	9-14	0-0	1-2	6-4-10	1	2	6	2	19
at Clemson	11/18	*	21	3-10	0-0	1-4	1-4-5	0	0	3	0	7
at UCLA	11/22	*	30	4-9	0-0	3-5	2-8-10	3	2	4	1	11
vs. Arizona State	11/27	*	28	8-11	0-0	2-2	2-9-11	1	6	1	2	18
vs. CSUB	11/28	*	31	10-14	0-0	6-9	2-6-8	4	0	4	0	26
vs. Hawaii	11/29	*	27	8-15	0-0	2-2	2-3-5	0	1	2	0	18
Duke	12/6	*	32	10-19	0-0	8-10	6-5-11	2	3	3	1	28
Winthrop						DNP						
Hampton						DNP						
vs. East Carolina	12/20	*	22	7-10	0-0	1-1	3-7-10	0	2	2	1	15
Elon	12/22	*	25	5-12	0-0	2-5	2-6-8	2	1	3	1	12
Arkansas	1/3	*	25	7-12	0-0	0-1	4-6-10	1	2	0	0	14
at Vanderbilt	1/7	*	24	1-3	0-0	2-4	0-6-6	2	1	0	0	4
Missouri	1/10	*	27	3-10	0-0	5-6	2-9-11	1	0	6	2	11
at Kentucky	1/14	*	32	11-16	0-0	4-9	6-7-13	2	2	8	1	26
Texas A&M	1/17	*	38	11-19	0-0	4-6	2-6-8	1	4	8	0	26
at Auburn	1/21	*	17	4-7	0-0	3-4	2-4-6	2	1	0	0	11
at Miss. State	1/24	*	26	3-11	0-0	0-2	2-9-11	1	2	4	0	6
Ole Miss	1/28	*	26	6-12	0-0	5-5	4-5-9	2	1	1	1	17
at Texas A&M	1/31	*	39	9-17	0-0	9-10	4-6-10	1	5	4	1	27
Kentucky	2/4	*	28	5-7	0-0	8-10	2-5-7	3	4	2	0	18
UConn	2/8	*	23	5-8	0-0	3-4	1-5-6	0	2	2	1	13

Career Stats at South Carolina

Year	GP	GS	Min	Avg	FG	FGA	Pct	3FG	FGA	Pct	FT	FTA	Pct	Off	Def	Tot	Avg	PF	FO	A	TO	Blk	Stl	Pts	Avg
2014-15	37	1	734	19.8	177	329	.538	1	3	.333	131	198	.662	78	165	243	6.6	72	1	37	62	65	32	486	13.1
2015-16	21	21	559	26.6	137	254	.539	0	0	—	73	105	.695	60	129	189	9.0	51	1	29	41	65	14	347	16.5
Career	58	22	1293	22.3	314	583	.539	1	3	.333	204	303	.673	138	294	432	7.5	123	2	66	103	130	46	833	14.4



Official Basketball Box Score -- Game Totals -- Final Statistics
#6/10 Ohio State vs South Carolina
 11/13/15 7 p.m. at Columbia, S.C./Colonial Life Arena



#6/10 Ohio State 80 • 0-1

#	Player		Total			3-Ptr			Rebounds			PF	TP	A	TO	Blk	Stl	Min
			FG	FGA	FT	FGA	FT	FTA	Off	Def	Tot							
22	Alexa Hart	f	1-5	0-0	0-0	0-0	4	1	5	3	2	0	0	2	0		19	
32	Shayla Cooper	f	2-17	0-4	0-0	0-0	3	12	15	5	4	1	8	0	2		33	
03	Kelsey Mitchell	g	10-24	4-9	12-13		0	2	2	4	36	1	3	3	0		38	
13	Cait Craft	g	1-3	0-1	3-4		1	0	1	3	5	0	2	1	5		31	
14	Amethyst Alston	g	8-19	4-5	3-3		0	3	3	2	23	0	1	1	2		38	
12	Kianna Holland		2-4	1-3	0-0		0	0	0	3	5	0	0	0	0		8	
20	Asia Doss		1-2	1-1	0-0		0	0	0	1	3	1	1	0	1		5	
21	Lisa Blair		1-3	0-0	0-0		5	3	8	4	2	0	2	2	1		12	
24	Makayla Waterman		0-3	0-0	0-0		2	1	3	3	0	0	1	1	2		13	
34	Theresa Ekhelar		0-0	0-0	0-0		0	0	0	1	0	0	0	0	0		3	
Team							3	2	5									
Totals				26-80	10-23	18-20	18	24	42	29	80	3	18	10	13		200	
1st FG %:			8-21	38.1%	2nd:	8-18	44.4%	3rd:	6-23	26.1%	4th:	4-18	22.2%	Game:	26-80	32.5%	Deadball	
3FG %:			5-8	62.5%		2-3	66.7%		1-7	14.3%		10-23	43.5%		18-20	90.0%	Rebounds	
FT %:			5-5	100.0%		3-3	100.0%		2-2	100.0%		8-10	80.0%				1,1	

South Carolina 88 • 1-0

#	Player		Total		3-Ptr		Rebounds			PF	TP	A			Blk	Stl	Min
			FG	FGA	FG	FGA	Off	Def	Tot			TO	Blk				
22	WILSON, A'ja	f	8-18	0-0	4-4	5	9	14	0	20	0	0	2	0	21		
24	IMOVBIOH, Sarah	f	4-5	0-0	0-2	3	7	10	3	8	0	1	0	0	16		
05	SESSIONS, Khadijah	g	3-8	0-0	6-8	0	3	3	4	12	3	3	0	4	36		
23	ROY, Tina	g	1-6	1-6	0-0	0	1	1	2	3	1	1	0	0	23		
25	MITCHELL, Tiffany	g	6-12	2-4	1-2	1	2	3	4	15	3	8	1	4	32		
00	COLLEY, Shay		0-0	0-0	0-0	0	0	0	3	0	0	1	0	0	6		
01	CUEVAS, Bianca		1-5	0-1	3-4	0	0	0	2	5	1	1	0	0	8		
03	DOCKETT, Kaydra		0-1	0-0	0-0	0	0	0	1	0	0	0	0	0	3		
31	DOZIER, Asia		1-2	0-0	2-2	0	0	0	0	4	1	2	0	0	12		
40	WHITE, Jatarie		1-3	0-0	2-3	1	2	3	0	4	2	0	0	0	15		
41	COATES, Alaina		6-9	0-0	5-10	4	9	13	1	17	0	3	3	1	28		
Team						2	2	4									
Totals			31-69	3-11	23-35	16	35	51	20	88	11	20	6	9	200		
1st FG %:			9-19	47.4%	2nd:	4-12	33.3%	3rd:	6-17	35.3%	4th:	12-21	57.1%	Game:	31-69	44.9%	Deadball
3FG %:			1-3	33.3%		0-2	0.0%		2-4	50.0%		0-2	0.0%		31-11	27.3%	Rebounds
FT %:			11-14	78.6%		7-12	58.3%		5-7	71.4%		0-2	0.0%		23-35	65.7%	9,2

Officials: Beverly Roberts, Mark Zentz, Kevin Pethel
 Technical fouls: #6/10 Ohio State-None. South Carolina-None.
 Attendance: 16815

Score by periods	1st	2nd	3rd	4th	Total
#6/10 Ohio State	26	21	15	18	80
South Carolina	30	15	19	24	88

Last FG - OSU 4th-02:35, SC 4th-00:08.
 Largest lead - OSU by 6 3rd-08:26, SC by 15 1st-03:56.
 OSU led for 08:14. SC led for 28:41. Game was tied for 03:05.

Score tied - 6 times.
 Lead changed - 6 times.

Points	In	Off	2nd	Fast	Bench
OSU	20	14	8	9	10
SC	52	20	21	16	30



Official Basketball Box Score -- Game Totals -- Final Statistics
UNCG vs South Carolina
 11/15/15 3 p.m. at Columbia, S.C./Colonial Life Arena



UNCG 44 • 1-1

#	Player		Total		3-Ptr		Rebounds			PF	TP	A	TO	Blk	Stl	Min	
			FG	FGA	FG	FGA	FT	FTA	Off								Def
15	Jade Scaife	f	2-5	0-0	0-1	0	2	2	3	4	0	2	1	1	26		
22	India Timpton	f	0-6	0-0	0-0	4	2	6	4	0	0	5	0	1	27		
44	Mariah Wilson	c	1-3	0-0	0-1	2	3	5	3	2	0	1	1	2	21		
03	Jasmine Missouri	g	2-5	1-2	2-2	1	1	2	0	7	1	3	0	0	21		
12	Lucy Mason	g	7-20	1-5	5-6	0	2	2	2	20	1	3	0	2	40		
00	Ashley Bearden		0-0	0-0	0-0	0	0	0	1	0	0	0	0	0	6		
01	Keli Foster		0-1	0-0	0-0	0	1	1	1	0	0	2	0	0	6		
10	Gena Penick		0-1	0-0	0-0	1	0	1	4	0	0	1	0	0	3		
14	Bailey Williams		0-1	0-1	1-2	0	0	0	1	1	2	3	0	0	10		
21	Medena Bartley		0-0	0-0	0-0	0	0	0	0	0	0	0	0	0	4		
23	Jayda Luckie		1-3	0-0	0-0	1	0	1	1	2	0	0	0	0	6		
25	Shanese Harris		3-17	1-5	1-2	3	3	6	1	8	0	1	0	0	30		
Team						3	7	10									
Totals			16-62	3-13	9-14	15	21	36	21	44	4	21	2	6	200		
1st FG %:			5-12	41.7%	2nd:	4-14	28.6%	3rd:	3-17	17.6%	4th:	4-19	21.1%	Game:	16-62	25.8%	Deadball
3FG %:			2-3	66.7%	0-2	0.0%	1-4	25.0%	0-4	0.0%		3-13	23.1%		Rebounds		
FT %:			4-4	100.0%	1-3	33.3%	2-4	50.0%	2-3	66.7%		9-14	64.3%		4,2		

South Carolina 92 • 2-0

#	Player		Total		3-Ptr		Rebounds			PF	TP	A	TO	Blk	Stl	Min	
			FG	FGA	FG	FGA	FT	FTA	Off								Def
22	WILSON, A'ja	f	9-14	0-0	1-2	6	4	10	0	19	1	2	6	2	17		
41	COATES, Alaina	c	6-7	0-0	0-0	2	5	7	2	12	0	0	0	3	13		
05	SESSIONS, Khadijah	g	1-2	0-0	0-0	0	1	1	2	2	4	0	0	2	18		
23	ROY, Tina	g	3-8	3-8	0-0	0	0	0	0	9	6	0	0	0	19		
25	MITCHELL, Tiffany	g	3-11	2-7	2-2	0	2	2	2	10	5	1	0	2	23		
00	COLLEY, Shay		3-5	1-1	0-0	1	1	2	2	7	1	2	0	1	16		
01	CUEVAS, Bianca		2-4	1-3	6-8	0	2	2	1	11	1	3	0	2	19		
03	DUCKETT, Kaydra		0-0	0-0	0-0	0	1	1	1	0	0	1	1	1	10		
24	IMOVBIOH, Sarah		5-7	0-0	4-6	5	6	11	3	14	0	0	0	2	21		
31	DOZIER, Asia		1-4	1-4	0-0	0	2	2	2	3	6	0	0	0	26		
40	WHITE, Jatarie		2-4	0-0	1-2	0	3	3	0	5	1	0	1	0	13		
44	FARMER, India		0-1	0-1	0-0	0	1	1	0	0	0	0	2	0	5		
Team						1	4	5									
Totals				35-67	8-24	14-23	15	32	47	15	92	25	10	15	200		
1st FG %:			11-18	61.1%	2nd:	9-19	47.4%	3rd:	12-19	63.2%	4th:	3-11	27.3%	Game:	35-67	52.2%	Deadball
3FG %:			4-7	57.1%		1-3	33.3%		3-8	37.5%		0-6	0.0%		8-24	33.3%	Rebounds
FT %:			1-3	33.3%		7-11	63.6%		0-1	0.0%		6-8	75.0%		14-23	60.9%	3

Officials: Scott Yarbrough, Troy Winders, Nick Marshall
 Technical fouls: UNCG-None. South Carolina-None.
 Attendance: 13607

Score by periods	1st	2nd	3rd	4th	Total
UNCG	16	9	9	10	44
South Carolina	27	26	27	12	92

Points	In	Off	2nd	Fast	Bench
UNCG	18	4	10	8	11
SC	52	29	16	13	40

Last FG - UNCG 4th-00:55, SC 4th-02:39.
 Largest lead - UNCG None, SC by 51 4th-03:32.
 UNCG led for 00:00. SC led for 39:22. Game was tied for 00:34.

Score tied - 1 time.
 Lead changed - 0 times.



Official Basketball Box Score -- Game Totals -- Final Statistics
South Carolina vs Clemson
 11/18/15 7:00 PM at Clemson, S.C.



South Carolina 67 • 3-0

#	Player	Total		3-Ptr		Rebounds			PF	TP	A TO		Blk	Stl	Min
		FG	FGA	FG	FGA	Off	Def	Tot			TO	Blk			
22	WILSON, A'ja	f	3-10	0-0	1-4	1	4	5	3	7	0	0	3	0	21
41	COATES, Alaina	c	4-7	0-0	2-4	5	1	6	3	10	1	2	2	1	22
05	SESSIONS, Khadijah	g	0-1	0-1	0-0	0	2	2	0	5	1	0	1	1	19
23	ROY, Tina	g	1-6	1-6	0-0	0	1	1	1	3	1	0	0	1	22
25	MITCHELL, Tiffany	g	6-12	4-7	2-4	3	2	5	1	18	0	1	0	4	25
00	COLLEY, Shay		0-3	0-1	5-6	2	1	3	0	5	2	0	0	1	



Official Basketball Box Score -- Game Totals -- Final Statistics
#16/18 Arizona State vs South Carolina
 11/27/15 2:30pm HT at Honolulu, Oahu



#16/18 Arizona State 58 • 1-2

#	Player		Total		3-Ptr		Rebounds			PF	TP	A TO Blk Stl				Min
			FG-FGA	FG-FGA	FT-FTA	Off	Def	Total	A			TO	Blk	Stl		
21	Brunner, Sophie	f	1-6	0-0	4-6	3	7	10	1	6	2	6	0	3	29	
24	Moos, Kelsey	f	2-5	0-0	1-2	2	0	2	1	5	0	1	0	0	18	
22	Dornstauder, Quinn	c	2-5	0-0	1-2	5	2	7	1	5	0	4	1	2	26	
00	Hempen, Katie	g	4-10	4-7	0-0	1	4	5	2	12	2	3	0	3	29	
23	Davis, Elisha	g	4-12	2-6	0-0	0	0	0	3	10	5	0	0	1	26	
01	Hawkins, Arnecia		3-10	0-1	1-2	1	1	2	2	7	0	0	0	1	21	
03	Haines, Sabrina		2-2	2-2	0-0	2	1	3	0	6	0	1	0	0	11	
11	Amukumara, Peace		2-4	0-1	1-2	0	4	4	4	5	1	3	0	0	17	
33	Johnson-Chapman, Cha		0-0	0-0	0-0	0	0	0	0	0	0	0	0	0	1	
42	Ibis, Kianna		0-2	0-1	0-0	0	0	0	0	0	0	0	0	0	4	
43	Normen, Eliza		1-5	0-2	0-0	0	2	2	1	2	0	1	0	1	18	
	Team					2	2	4								
Totals			21-61	8-20	8-14	16	23	39	15	58	10	19	1	11	200	

1st - FG %: 7-16 43.8% 2nd: 5-15 33.3% 3rd: 3-13 23.1% 4th: 6-17 35.3% Game: 21-61 34.4% Deadball Rebounds 2
 3FG %: 2-6 33.3% 2-5 40.0% 2-5 40.0% 1-2 50.0% 1-4 25.0% 8-20 40.0%
 FT %: 1-2 50.0% 4-8 50.0% 1-2 50.0% 2-2 100.0% 8-14 57.1%

South Carolina 60 • 5-0

#	Player		Total		3-Ptr		Rebounds			PF	TP	A TO Blk Stl				Min
			FG-FGA	FG-FGA	FT-FTA	Off	Def	Total	A			TO	Blk	Stl		
22	WILSON, A'ja	f	8-11	0-0	2-2	2	9	11	2	18	1	6	1	2	28	
41	COATES, Alaina	c	3-6	0-0	0-1	3	4	7	2	6	1	2	1	1	23	
05	SESSIONS, Khadijah	g	2-7	0-2	2-2	3	0	3	1	6	0	1	0	2	30	
23	ROY, Tina	g	1-7	1-3	0-0	0	2	2	0	3	3	2	1	0	22	
25	MITCHELL, Tiffany	g	2-7	0-0	2-2	0	1	1	2	6	1	2	0	2	36	
00	COLLEY, Shay	g	0-2	0-1	0-0	0	1	1	1	0	0	1	0	0	10	
01	CUEVAS, Bianca	g	7-13	0-2	4-7	0	2	2	2	18	0	2	0	2	18	
24	IMOVBIQH, Sarah	g	0-1	0-0	1-2	3	5	8	3	1	0	2	0	0	16	
31	DOZIER, Asia	g	1-2	0-0	0-0	0	1	1	0	2	0	1	0	1	5	
40	WHITE, Jatarie	g	0-2	0-0	0-0	1	1	2	3	0	0	1	0	0	12	
	Team					2	2	4				1				
Totals			24-58	1-11	11-16	14	28	42	16	60	6	21	3	10	200	

1st - FG %: 5-17 29.4% 2nd: 7-13 53.8% 3rd: 7-12 58.3% 4th: 5-16 31.3% Game: 24-58 41.4% Deadball Rebounds 2
 3FG %: 0-1 0.0% 0-3 0.0% 0-2 0.0% 1-5 20.0% 1-11 9.1%
 FT %: 4-4 100.0% 2-5 40.0% 1-2 50.0% 4-5 80.0% 11-16 68.8%

Officials: Skelly Wingard, Victor Dunomes, Ethan Kahoano
 Technical fouls: #16/18 Arizona State-None. South Carolina-None.
 Attendance: 2020

Score by periods	1st	2nd	3rd	4th	Total
#16/18 Arizona State	17	16	9	16	58
South Carolina	14	16	15	15	60

Last FG - ASU 4th-01:20, SC 4th-00:56.
 Largest lead - ASU by 7 2nd-08:59, SC by 7 4th-07:08.
 ASU led for 15:11. SC led for 13:08. Game was tied for 11:17.

Score tied - 10 times.
 Lead changed - 11 times.

Points	In Paint	Off T/O	2nd Chance	Fast Break	Bench
ASU	16	20	9	0	20
SC	42	18	8	2	21



Official Basketball Box Score -- Game Totals -- Final Statistics
South Carolina vs CSU Bakersfield
 11/28/15 1:30 p.m. at Honolulu, HI (Stan Sheriff Center)



South Carolina 90 • 6-0

#	Player		Total		3-Ptr		Rebounds			PF	TP	A To Blk Stl				Min
			FG-FGA	FG-FGA	FT-FTA	Off	Def	Tot	A			To	Blk	Stl		
22	WILSON, A'ja	f	10-14	0-0	6-9	2	6	8	2	26	4	0	4	0	31	
41	COATES, Alaina	c	3-10	0-0	0-2	1	3	4	1	6	0	1	0	0	22	
05	SESSIONS, Khadijah	g	3-4	0-0	2-3	1	0	1	1	8	1	0	0	2	26	
23	ROY, Tina	g	1-4	1-4	0-0	1	4	5	0	3	3	0	0	0	21	
25	MITCHELL, Tiffany	g	3-9	0-2	7-8	0	1	1	0	13	1	1	0	0	32	
00	COLLEY, Shay	g	3-3	0-0	0-0	0	2	2	4	6	2	1	0	0	13	
01	CUEVAS, Bianca	g	8-12	2-5	2-2	1	3	4	1	20	6	2	0	3	26	
24	IMOVBIQH, Sarah	g	3-5	0-0	0-5	3	2	5	2	6	0	0	0	0	15	
31	DOZIER, Asia	g	0-1	0-1	0-0	0	0	0	0	0	0	0	0	0	3	
40	WHITE, Jatarie	g	1-2	0-0	0-2	1	4	5	1	2	1	0	1	0	11	
Team						1	3	4								
Totals				35-64	3-12	17-31	11	28	39	12	90	18	5	5	5	200

1st - FG %: 10-19 52.6% 2nd: 7-14 50.0% 3rd: 9-18 50.0% 4th: 9-13 69.2% Game: 35-64 54.7% Deadball Rebounds 6
 3FG %: 0-5 0.0% 0-0 0.0% 1-3 33.3% 2-4 50.0% 3-12 25.0%
 FT %: 7-8 87.5% 4-12 33.3% 0-3 0.0% 6-8 75.0%

CSU Bakersfield 71 • 1-4

#	Player	Total			3-Ptr			Rebounds			PF	TP	A TO Blk Stl				Min
		FG-FGA	FG-FGA	FT-FTA	Off	Def	Tot	A	To	Blk			Stl				
01	Shannon, Alyssa	*	3-7	1-1	4-4	0	0	0	4	11	5	2	0	0	0	35	
10	Kleist, Keri	*	0-2	0-0	0-0	1	1	2	2	0	0	0	0	0	0	8	
12	Gilbert, Alexxus	*	3-7	0-0	1-1	0	1	1	2	7	1	2	0	0	0	23	
15	Williams, Erika	*	3-9	1-3	3-4	0	5	5	5	10	4	1	0	1	1	33	
21	Zempare, Batabe	*	7-11	1-1	4-4	2	6	8	3	19	1	1	0	1	0	34	
00	Fears, Jerice		0-0	0-0	0-0	0	2	2	2	0	0	0	0	0	0	6	
02	Sims, Brittany		3-5	1-1	1-2	0	1	1	4	8	0	0	0	0	0	15	
04	Torres-Rodriguez, He		0-0	0-0	0-0	0	0	0	0	0	0	0	0	0	0	1	
11	Walters, Addi		2-6	2-6	0-0	1	0	1	1	6	2	3	0	0	0	26	
13	Vines, Dajj		4-9	2-6	0-0	1	4	5	4	10	3	1	0	0	0	17	
23	Carter, Tylinn		0-2	0-0	0-0	0	2	2	0	0	0	1	0	0	0	2	
	Team					1	2	3									
	Totals		25-58	8-18	13-15	6	24	30	27	71	16	11	0	2	0	200	

1st - FG %: 5-16 31.3% 2nd: 8-15 53.3% 3rd: 7-16 43.8% 4th: 5-11 45.5% Game: 25-58 43.1% Deadball Rebounds 1,2
 3FG %: 2-4 50.0% 2-7 28.6% 2-3 66.7% 2-4 50.0% 8-18 44.4%
 FT %: 2-2 100.0% 5-5 100.0% 4-6 66.7% 2-2 100.0% 13-15 86.7%

Officials: Jen Zylstra, Victor Dunomes, Tim Tamashiro
 Technical fouls: South Carolina-None. CSU Bakersfield-None.
 Attendance: 2152

Score by periods	1st	2nd	3rd	4th	Total
South Carolina	27	18	19	26	90
CSU Bakersfield	14	23	20	14	71

Last FG - SC 4th-00:02, CSUB 4th-03:03.
 Largest lead - SC by 19 4th-01:01, CSUB None.
 SC led for 39:49. CSUB led for 00:00. Game was tied for 00:11.

Score tied - 0 times.
 Lead changed - 0 times.

Points	In Paint	Off T/O	2nd Chance	Fast Break	Bench
SC	48	16	7	2	34
CSUB	20	7	7	0	24



Official Basketball Box Score -- Game Totals -- Final Statistics
South Carolina vs Hawaii
 11/29/15 5:00 pm HT at Stan Sheriff Center



South Carolina 67 • 7-0, 0-0 SEC

#	Player		Total		3-Ptr		Rebounds			PF	TP	A TO Blk Stl				Min
			FG-FGA	FG-FGA	FT-FTA	Off	Def	Tot	A			TO	Blk	Stl		
22	WILSON, A'ja	f	8-15	0-0	2-2	2	3	5	5	18	0	1	2	0	27	
41	COATES, Alaina	c	1-3	0-0	1-2	0	1	1	4	3	0	2	3	0	20	
05	SESSIONS, Khadijah	g	4-5	1-2	2-2	1	3	4	4	11	4	1	0	4	21	
23	ROY, Tina	g	0-1	0-1	0-0	0	0	0	0	0	2	0	0	1	9	
25	MITCHELL, Tiffany	g	5-10	2-5	2-2	1	1	2	2	14	2	3	0	0	29	
00	COLLEY, Shay	g	1-3	0-1	0-2	1	2	3	1	2	0	1	0	1	12	
01	CUEVAS, Bianca	g	5-12	1-3	2-4	1	3	4	1	13	0	2	0	2	29	
03	DUCKETT, Kaydra	g	0-0	0-0	0-0	0	0	0	0	0	0	0	0	0	1	
24	IMOVBIQH, Sarah	g	1-2	0-0	1-1	1	3	4	0	3	0	1	0	0	13	
31	DOZIER, Asia	g	0-2	0-2	3-4	0	0	0	1	3	3	1	0	1	25	
40	WHITE, Jatarie	g	0-2	0-0	0-0	0	2	2	4	0	1	1	0	0	14	
Team						2	3	5				1				
Totals			25-55	4-14	13-19	9	21	30	22	67	12	14	5	9	200	

1st - FG %: 7-17 41.2% 2nd: 5-12 41.7% 3rd: 8-18 44.4% 4th: 5-8 62.5% Game: 25-55 45.5% Deadball Rebounds 4,3
 3FG %: 2-4 50.0% 1-2 50.0% 1-7 14.3% 0-1 0.0% 4-14 28.6%
 FT %: 1-1 100.0% 1-2 50.0% 5-6 83.3% 6-10 60.0%



Official Basketball Box Score -- Game Totals -- Final Statistics
Winthrop vs #2/2 South Carolina
 12/13/15 2 p.m. at Columbia, S.C./Colonial Life Arena



Winthrop 37 • 2-7

		Total	3-Ptr		Rebounds										
#	Player	FG-FGA	FG-FGA	FT-FTA	Off	Def	Tot	PF	TP	A	To	Blk	Stl	Min	
14	WHITAKER, Arianne	f	3-13	0-0	1-4	5	3	8	3	7	0	1	4	3	38
44	MBAMALU, Ezinne	f	3-11	0-0	1-4	4	3	7	3	7	0	2	0	1	30
01	KILPATRICK, Aliyah	f	1-11	0-2	0-0	2	3	5	4	2	1	2	0	1	36
02	BANKS, Jimecheia	g	2-5	0-3	0-1	1	0	1	2	4	4	5	0	1	27
33	WILLIAMS, Erica	g	4-18	1-3	1-4	1	3	4	2	10	3	2	0	2	37
05	JACKSON, Nuba	g	3-6	0-1	1-2	0	2	2	2	7	1	2	0	1	26
15	JACKSON, Naima	g	0-0	0-0	0-0	0	0	0	0	0	0	0	0	0	6
Team						4	1	5							
Totals			16-64	1-9	4-15	17	15	32	16	37	9	14	4	9	200

1st - FG %: 3-20 15.0% 2nd: 3-9 33.3% 3rd: 6-18 33.3% 4th: 4-17 23.5% Game: 16-64 25.0% Deadball Rebounds 6,1
 3FG %: 0-4 0.0% 0-1 0.0% 0-2 0.0% 1-2 50.0% 1-9 11.1% 4-15 26.7%
 FT %: 1-2 50.0% 0-0 0.0% 2-7 28.6% 1-6 16.7% 4-15 26.7%

#2/2 South Carolina 86 • 9-0

#	Player	Total		3-Ptr		Rebounds			PF	TP	A To Blk Stl				Min
		FG-FGA	FG-FGA	FT-FTA	Off	Def	Tot	A			To	Blk	Stl		
24	IMOVBIOH, Sarah	f	3-3	0-0	1-1	1	3	4	0	7	1	1	1	0	22
41	COATES, Alaina	c	13-15	0-0	3-5	6	10	16	4	29	0	1	10	1	30
05	SESSIONS, Khadijah	g	2-3	0-1	0-0	0	0	1	2	4	6	1	0	1	15
23	ROY, Tina	g	1-6	1-6	0-0	0	0	0	0	3	3	0	0	0	11
25	MITCHELL, Tiffany	g	4-8	3-6	1-2	1	4	5	0	12	3	4	0	1	22
00	COLLEY, Shay	g	1-4	1-3	0-0	1	3	4	1	3	4	2	1	3	24
01	CUEVAS, Bianca	g	4-11	1-2	4-4	0	2	2	2	13	1	2	0	1	22
03	DUCKETT, Kaydra	g	1-4	0-1	0-0	0	2	2	1	2	3	0	0	1	15
31	DOZIER, Asia	g	3-4	3-4	0-0	0	2	2	0	9	3	2	0	1	18
40	WHITE, Jatarie	g	2-2	0-0	0-0	1	8	9	3	4	1	0	4	1	18
44	FARMER, India	g	0-2	0-1	0-0	1	0	1	0	0	0	0	0	0	3
	Team					1	1	2							
Totals			34-62	9-24	9-12	12	36	48	13	86	25	13	16	10	200

1st - FG %: 10-14 71.4% 2nd: 8-14 57.1% 3rd: 7-18 38.9% 4th: 9-16 56.3% Game: 34-62 54.8% Deadball Rebounds 3
 3FG %: 4-7 57.1% 1-5 20.0% 3-9 33.3% 9-24 37.5% 9-12 75.0%
 FT %: 2-3 66.7% 4-4 100.0% 3-4 75.0% 3-9 33.3% 9-24 37.5%

Officials: Dee Kantner, Laura Morris, Chaney Muench
 Technical fouls: Winthrop-None. #2/2 South Carolina-None.
 Attendance: 13409

Score by periods	1st	2nd	3rd	4th	Total
Winthrop	7	6	14	10	37
#2/2 South Carolina	26	21	20	19	86

Points	In Paint	Off T/O	2nd Chance	Fast Break	Bench
WU	18	9	10	6	7
SC	50	20	14	19	31

Last FG - WU 4th-00:47, SC 4th-00:56.
 Largest lead - WU None, SC by 52 4th-03:11.
 WU led for 00:00. SC led for 38:49. Game was tied for 01:11.

Score tied - 1 time.
 Lead changed - 0 times.



Official Basketball Box Score -- Game Totals -- Final Statistics
Hampton vs #2/2 South Carolina
 12/16/15 7 p.m. at Columbia, S.C./Colonial Life Arena



Hampton 48 • 1-8

#	Player		Total		3-Ptr		Rebounds			PF	TP	A TO Blk Stl				Min
			FG	FGA	FG	FGA	FT	FTA	Off			Def	Tot	A	TO	
31	LUPOE, Kaylah	f	3-6	0-0	1-1		2	6	8	5	7	1	1	4	1	27
00	TATE-DeFREITAS, Mallia	g	5-15	1-3	3-5		0	2	2	1	14	5	2	0	3	39
03	GILBEAUX, Georgianna	g	0-1	0-0	0-0		0	0	0	0	0	0	0	0	0	15
15	JORDAN, Ryan	g	4-12	1-3	0-0		1	3	4	5	9	1	3	1	2	24
33	GREEN, Chanel	g	1-7	1-2	0-0		0	0	0	3	3	3	3	0	3	39
01	JAMES, DeJanae	g	0-2	0-1	0-0		0	0	0	0	0	0	0	0	0	1
05	WILLIAMS, Natalie	g	0-0	0-0	0-0		0	0	0	0	0	0	0	0	0	1
10	WILLIS, K'lynn	g	0-2	0-2	0-0		0	0	0	1	0	0	0	0	0	8
13	BOYD, Shaleise	g	1-1	0-0	0-0		0	0	0	0	2	0	0	0	0	3
21	SAYLE, Mikayla	g	1-2	0-0	1-2		2	1	3	3	3	0	0	0	0	10
24	DAVIS, Aareana	g	2-5	0-3	0-0		0	0	0	3	4	0	0	0	0	7
30	ROSE, Kristine	g	2-8	2-7	0-0		0	0	0	4	6	2	0	0	1	26
Team							1	1	2							
Totals				19-61	5-21	5-8	6	13	19	25	48	12	9	6	10	200

1st - FG %: 4-12 33.3% 2nd: 4-15 26.7% 3rd: 8-20 40.0% 4th: 3-14 21.4% Game: 19-61 31.1% Deadball Rebounds 2,1
 3FG %: 1-3 33.3% 1-4 25.0% 2-6 33.3% 1-8 12.5% 5-21 23.8%
 FT %: 0-0 0.0% 0-0 0.0% 2-2 100.0% 3-6 50.0% 5-8 62.5%

#2/2 South Carolina 86 • 10-0

#	Player		Total		3-Ptr		Rebounds					PF	TP	A TO Blk Stl				Min
			FG-FGA	FG-FGA	FT-FTA	Off	Def	Tot	A	TO	Blk			Stl				
24	IMOVBIOH, Sarah	f	6-8	0-0	7-9	5	2	7	1	19	0	0	0	0	0	24		
31	DOZIER, Asia	f	2-6	0-2	2-2	1	1	2	0	6	5	1	0	0	2	22		
41	COATES, Alaina	c	8-11	0-0	6-9	2	10	12	1	22	2	3	1	0	0	26		
05	SESSIONS, Khadijah	g	2-3	1-1	0-0	0	4	4	2	5	2	3	0	0	0	17		
25	MITCHELL, Tiffany	g	4-11	3-6	6-8	4	2	6	1	17	2	0	0	0	1	29		
00	COLLEY, Shay		0-0	0-0	0-0	0	2	2	1	0	0	3	0	0	0	8		
01	CUEVAS, Bianca		2-6	1-3	1-1	0	1	1	0	6	1	2	0	0	0	17		
03	DUCKETT, Kaydra		1-2	1-2	0-0	1	1	2	3	3	2	0	0	0	0	12		
23	ROY, Tina		0-3	0-2	0-0	0	3	3	0	0	3	1	0	0	0	24		
40	WHITE, Jatarie		3-8	0-0	2-2	2	5	7	4	8	0	4	1	0	0	21		
	Team					3	3	6										
Totals			28-58	6-16	24-31	18	34	52	13	86	17	17	2	3	0	200		

1st - FG %: 4-12 33.3% 2nd: 6-17 35.3% 3rd: 8-10 80.0% 4th: 10-15 66.7% Game: 28-58 48.3% Deadball Rebounds 5,3
 3FG %: 0-4 0.0% 1-4 25.0% 3-4 75.0% 2-4 50.0% 5-5 100.0%
 FT %: 3-3 100.0% 10-16 62.5%

Officials: Mark Zentz, Mary Day, Metta Roberts
 Technical fouls: Hampton-ROSE, Kristine. #2/2 South Carolina-None.
 Attendance: 12117

Score by periods	1st	2nd	3rd	4th	Total
Hampton	9	9	20	10	48
#2/2 South Carolina	14	16	29	27	86

Points	In Paint	Off T/O	2nd Chance	Fast Break	Bench
HU	22	18	1	10	15
SC	42	7	17	2	17

Last FG - HU 4th-05:19, SC 4th-00:26.
 Largest lead - HU None, SC by 38 4th-00:26.
 HU led for 00:00. SC led for 38:33. Game was tied for 01:27.

Score tied - 0 times.
 Lead changed - 0 times.



Official Basketball Box Score -- Game Totals -- Final Statistics
East Carolina vs #2/2 South Carolina
 12/20/15 1 p.m. at Myrtle Beach (SC) Convention Center



East Carolina 57 • 6-6

#	Player		Total		3-Ptr		Rebounds					PF	TP	A	TO	Blk	Stl	Min
			FG-FGA	FG-FGA	FT-FTA	Off	Def	Tot										
23	PAYNE, Jada	f	3-11	2-6	6-6	3	3	6	1	14	0	2	1	1	39			
24	TAYLOR, I'Tiana	f	8-18	0-0	0-1	4	3	7	3	16	1	1	1	1	24			
55	LARAMIE, Marina	c	4-14	3-7	2-2	3	7	10	4	13	0	4	0	0	36			
02	TOURE, Khadija	g	1-9	0-4	2-2	0	3	3	3	4	3	3	0	0	26			
04	GRAY, DeV Vaughn	g	0-3	0-3	0-0	0	1	1	2	0	0	0	0	0	14			
01	FRAZIER, Alex		1-2	0-0	1-1	1	1	2	4	3	2	3	0	0	19			
03	WOMBLE, Manesha		0-0	0-0	0-0	0	0	0	0	0	0	0	0	0	1			
13	CSUTORAS, Fanni		2-8	1-3	0-0	0	1	1	4	5	1	0	0	0	28			
40	HOLSTON, Gabrielle		0-4	0-0	2-2	0	2	2	5	2	0	0	1	1	13			
	Team					1	4	5										
Totals			19-69	6-23	13-14	12	25	37	26	57	7	13	3	3	200			

1st - FG %: 5-16 31.3% 2nd: 3-15 20.0% 3rd: 9-21 42.9% 4th: 2-17 11.8% Game: 19-69 27.5% Deadball Rebounds 0
 3FG %: 1-7 14.3% 2-5 40.0% 2-6 66.7% 1-5 20.0% 6-23 26.1% 13-14 92.9%
 FT %: 4-4 100.0% 2-3 66.7%

#2/2 South Carolina 88 • 11-0

#	Player		Total		3-Ptr		Rebounds			PF	TP	A TO Blk Stl				Min
			FG-FGA	FG-FGA	FT-FTA	Off	Def	Total	A			TO	Blk	Stl		
22	WILSON, A'ja	f	7-10	0-0	1-1	3	7	10	2	15	0	2	2	1	22	
31	DOZIER, Asia	f	4-5	2-2	0-0	0	1	1	0	10	0	1	0	0	19	
41	COATES, Alana	c	4-8	0-0	2-4	4	11	15	2	10	0	0	2	0	21	
05	SESSIONS, Khadijah	g	1-5	0-2	3-4	0	2	2	5	3	2	0	1	1	22	
25	MITCHELL, Tiffany	g	5-9	1-3	7-8	0	1	1	2	18	3	1	0	2	24	
00	COLLEY, Shay	g	1-2	1-2	0-0	1	0	1	1	3	4	1	0	0	16	
01	CUEVAS, Bianca		1-7	0-3	2-2	0	1	1	1	4	1	0	0	3	17	
03	DUCKETT, Kaydra		1-1	0-0	0-0	0	0	0	0	2	0	1	0	0	5	
23	ROY, Tina		1-5	1-4	0-0	1	2	3	0	3	0	2	0	0	12	
24	IMOVBIOH, Sarah		1-5	0-0	2-3	4	8	12	0	4	2	0	0	0	18	
40	WHITE, Jatarie		5-8	0-1	4-6	1	3	4	2	14	0	0	0	0	19	
44	FARMER, India		0-1	0-1	0-0	0	1	1	2	0	0	0	0	0	5	
	Team					1	2	3				1				



Official Basketball Box Score -- Game Totals -- Final Statistics
Arkansas vs #2/2 South Carolina
 01/03/16 3 p.m. at Columbia, S.C./Colonial Life Arena



Arkansas 32 • 5-9 (0-1 SEC)

#	Player	Total		3-Ptr		Rebounds			PF	TP	A TO Blk Stl				Min
		FG	FGA	FG	FGA	FT	FTA	Off Def Tot			A	TO	Blk	Stl	
00	JACKSON, Jessica	f	4-12	0-3	1-2	1	3	4	3	9	1	2	0	1	29
35	COOLEY, Alecia	c	0-4	0-0	2-2	2	4	6	3	2	1	4	1	0	29
03	MONK, Malica	g	1-6	0-0	0-0	0	0	0	3	2	0	1	0	0	27
21	COOPER, Devin	g	1-4	0-3	0-0	0	1	1	0	2	4	2	0	1	21
33	WOLFF, Melissa	g	4-10	0-0	1-2	2	5	7	4	9	1	1	0	2	33
04	SWENSON, Keiryn	g	2-5	0-1	0-0	0	2	2	0	4	0	0	0	0	18
12	FREEMAN, Briunna	g	0-3	0-0	0-2	1	0	1	1	0	1	2	0	0	12
25	BROOKS, Kelsey	g	0-3	0-2	0-0	0	0	0	1	0	0	1	0	0	7
12	ZIMMERMAN, Bailey	g	0-1	0-1	0-0	0	1	1	0	0	0	0	0	1	5
24	DANBERRY, Jordan	g	1-5	1-2	1-2	1	0	1	1	4	1	4	0	0	14
32	WEST, Khadijah	g	0-1	0-0	0-0	0	0	0	1	0	0	0	0	0	5
Team						2	1	3			1				
Totals			13-54	1-12	5-10	9	17	26	17	32	9	18	1	5	200

1st - FG %: 4-15 26.7% 2nd: 4-12 33.3% 3rd: 2-14 14.3% 4th: 3-13 23.1% Game: 13-54 24.1% Deadball Rebounds 2,1
 3FG %: 0-3 0.0% 1-4 25.0% 0-2 0.0% 0-3 0.0% 1-12 8.3%
 FT %: 1-2 50.0% 0-0 0.0% 3-4 75.0% 1-4 25.0% 5-10 50.0%

#2/2 South Carolina 85 • 13-0 (1-0 SEC)

#	Player	Total		3-Ptr		Rebounds			PF	TP	A TO Blk Stl				Min
		FG	FGA	FG	FGA	FT	FTA	Off Def Tot			A	TO	Blk	Stl	
22	WILSON, A'ja	f	7-12	0-0	0-1	4	6	10	2	14	1	2	0	0	25
41	COATES, Alaina	c	4-5	0-0	3-3	0	10	10	3	11	2	0	1	1	26
05	SESSIONS, Khadijah	g	3-4	1-1	0-0	1	2	3	0	7	4	1	1	3	25
23	ROY, Tina	g	7-13	7-12	0-0	0	1	1	0	21	3	0	0	1	29
25	MITCHELL, Tiffany	g	4-9	2-5	2-3	0	3	3	0	12	4	3	0	2	26
01	CUEVAS, Bianca	g	4-8	1-5	1-2	1	1	2	1	10	3	0	3	3	24
03	DUCKETT, Kaydra	g	0-0	0-0	0-0	0	2	2	2	0	0	2	0	1	7
24	IMOVBIQH, Sarah	g	4-7	0-0	1-2	4	3	7	2	9	0	3	0	0	17
40	WHITE, Jatarie	g	0-5	0-0	1-2	2	3	5	1	1	1	1	0	0	18
44	FARMER, India	g	0-0	0-0	0-0	0	1	1	0	0	0	0	0	0	3
Team						3	1	4							
Totals			33-63	11-23	8-13	15	33	48	11	85	18	15	2	11	200

1st - FG %: 4-18 22.2% 2nd: 14-19 73.7% 3rd: 11-18 61.1% 4th: 4-8 50.0% Game: 33-63 52.4% Deadball Rebounds 2,2
 3FG %: 0-4 0.0% 5-7 71.4% 6-11 54.5% 0-1 0.0% 11-23 47.8%
 FT %: 1-2 50.0% 2-2 100.0% 1-3 33.3% 4-6 66.7% 8-13 61.5%

Officials: Sue Bauch, Eric Brewton, Troy Winders
 Technical fouls: Arkansas-None. #2/2 South Carolina-None.
 Attendance: 13407

Score by periods	1st	2nd	3rd	4th	Total
Arkansas	9	9	7	7	32
#2/2 South Carolina	9	35	29	12	85

Last FG - AR 4th-04:33, SC 4th-03:53.
 Largest lead - AR by 2 1st-08:53, SC by 53 4th-00:38.
 AR led for 02:05. SC led for 31:19. Game was tied for 06:36.

Score tied - 5 times.
 Lead changed - 3 times.

Points	In Paint	Off T/O	2nd Chance	Fast Break	Bench
AR	10	8	5	2	8
SC	44	28	20	16	20



Official Basketball Box Score -- Game Totals -- Final Statistics
#2/2 South Carolina vs Vanderbilt
 01/07/16 8 p.m. at Nashville, Tenn. (Memorial Gym)



#2/2 South Carolina 71 • 14-0, 2-0

#	Player	Total		3-Ptr		Rebounds			PF	TP	A TO Blk Stl				Min
		FG	FGA	FG	FGA	FT	FTA	Off Def Tot			A	TO	Blk	Stl	
22	WILSON, A'ja	f	1-3	0-0	2-4	0	6	6	4	4	2	1	0	0	24
31	DOZIER, Asia	f	1-5	1-4	0-0	0	1	1	2	3	4	2	0	0	23
41	COATES, Alaina	c	5-6	0-0	1-4	3	7	10	2	11	1	1	0	0	29
05	SESSIONS, Khadijah	g	3-5	2-3	2-3	3	1	4	1	10	0	0	0	3	30
25	MITCHELL, Tiffany	g	8-15	3-6	3-6	1	1	2	3	22	5	2	0	2	34
01	CUEVAS, Bianca	g	2-6	0-3	0-0	0	1	1	2	4	2	2	0	1	12
04	CLINEY, Doniyah	g	1-2	0-0	0-0	0	0	0	2	2	0	0	0	0	5
23	ROY, Tina	g	4-8	4-6	1-2	0	1	1	0	13	1	2	0	1	20
24	IMOVBIQH, Sarah	g	0-0	0-0	0-0	0	2	2	1	0	0	1	0	0	5
40	WHITE, Jatarie	g	0-0	0-0	2-4	0	2	2	1	2	0	0	0	0	18
Team						1	0	1							
Totals			25-50	10-22	11-23	8	22	30	18	71	15	11	0	7	200

1st - FG %: 6-13 46.2% 2nd: 5-12 41.7% 3rd: 7-14 50.0% 4th: 7-11 63.6% Game: 25-50 50.0% Deadball Rebounds 9,1
 3FG %: 1-6 16.7% 2-6 33.3% 3-5 60.0% 4-5 80.0% 10-22 45.5%
 FT %: 2-6 33.3% 4-5 80.0% 1-2 50.0% 4-10 40.0% 11-23 47.8%

Vanderbilt 61 • 11-4, 0-2

#	Player	Total		3-Ptr		Rebounds			PF	TP	A TO Blk Stl				Min
		FG	FGA	FG	FGA	FT	FTA	Off Def Tot			A	TO	Blk	Stl	
44	Rayte'a Long	f	1-1	0-0	0-0	3	1	4	2	2	0	1	0	0	11
01	Rebekah Dahlman	g	5-10	2-7	2-2	2	4	6	3	14	3	1	0	2	33
03	Rachel Bell	g	3-12	0-4	3-4	1	1	2	0	9	1	1	0	0	28
23	Minta Spears	g	1-9	0-5	2-2	0	2	2	4	4	4	3	0	0	39
33	Christa Reed	g	2-6	2-4	0-0	0	3	3	2	6	0	4	0	1	29
15	Jasmine Jenkins	g	2-3	0-0	0-0	1	2	3	1	4	2	2	0	2	11
22	Marqu'es Webb	g	3-5	0-0	1-1	0	3	3	5	7	0	1	0	0	17
25	Morgan Batey	g	2-3	0-0	2-2	0	2	2	1	6	2	0	0	0	20
35	Kendall Shaw	g	3-4	0-0	3-4	1	1	2	1	9	0	0	1	0	12
Team						1	1	2							
Totals			22-53	4-20	13-15	9	20	29	19	61	12	13	1	5	200

1st - FG %: 2-7 28.6% 2nd: 8-13 61.5% 3rd: 6-16 37.5% 4th: 6-17 35.3% Game: 22-53 41.5% Deadball Rebounds 1
 3FG %: 1-4 25.0% 1-4 25.0% 1-5 20.0% 1-7 14.3% 4-20 20.0%
 FT %: 5-6 83.3% 4-4 100.0% 2-2 100.0% 2-3 66.7% 13-15 86.7%

Officials: Beverly Roberts, Jesse Dickerson, Douglas Knight
 Technical fouls: #2/2 South Carolina-None. Vanderbilt-None.
 Attendance: 2547

Score by periods	1st	2nd	3rd	4th	Total
#2/2 South Carolina	15	16	18	22	71
Vanderbilt	10	21	15	15	61

Last FG - SC 4th-00:55, VANDY 4th-02:22.
 Largest lead - SC by 10 4th-00:24, VANDY by 6 3rd-07:31.
 SC led for 25:49. VANDY led for 09:56. Game was tied for 04:08.

Score tied - 8 times.
 Lead changed - 18 times.

Points	In Paint	Off T/O	2nd Chance	Fast Break	Bench
SC	30	12	6	10	21
VANDY	30	12	9	6	26



Official Basketball Box Score -- Game Totals -- Final Statistics
#20/- Missouri vs #2/2 South Carolina
 01/10/16 12 p.m. at Columbia, S.C./Colonial Life Arena



#20/- Missouri 58 • 14-2 (1-2 SEC)

#	Player	Total		3-Ptr		Rebounds			PF	TP	A TO Blk Stl				Min
		FG	FGA	FG	FGA	FT	FTA	Off Def Tot			A	TO	Blk	Stl	
21	PORTER, Cierra	f	2-7	0-1	6-8	3	4	7	3	10	1	3	0	1	28
22	FRERICKS, Jordan	f	1-4	0-0	7-8	2	2	4	5	9	0	3	0	1	20
11	CUNNINGHAM, Sophie	g	4-13	1-5	0-0	0	2	2	5	9	0	1	0	1	24
03	CUNNINGHAM, Lindsey	g	1-3	1-1	0-0	0	2	2	2	3	1	4	0	0	23
24	MICHAELIS, Sierra	g	3-11	1-5	0-0	1	2	3	4	7	2	1	0	1	19
01	DOTY, Lianna	g	0-0	0-0	2-2	1	2	3	3	2	1	3	0	1	9
02	STOCK, Morgan	g	0-4	0-3	2-2	0	3	3	1	2	2	1	1	0	18
04	PORTER, Bri	g	0-1	0-1	0-0	0	1	1	1	0	0	0	0	0	3
10	STOCK, Maddie	g	2-3	1-2	0-0	0	0	0	3	5	0	0	0	0	14
12	HUDYN, Michelle	g	0-2	0-0	0-0	0	0	0	2	0	1	2	1	0	7
15	SHEPARD, Carrie	g	0-0	0-0	0-0	0	1	0	1	0	0	0	0	0	3
20	McDOWELL, Kayla	g	3-5	0-1	1-1	0	4	4	0	7	0	1	0	0	14
23	ROBINSON, Juanita	g	2-5	0-2	0-0	1	1	2	4	4	3	1	0	1	18
Team						2	3	5							
Totals			18-58	4-21	18-21	11	26	37	34	58	11	20	2	6	200

1st - FG %: 2-18 11.1% 2nd: 4-13 30.8% 3rd: 6-15 40.0% 4th: 6-12 50.0% Game: 18-58 31.0% Deadball Rebounds 2,1
 3FG %: 0-3 0.0% 2-7 28.6% 2-6 33.3% 0-5 0.0% 4-21 19.0%
 FT %: 1-2 50.0% 2-2 100.0% 3-4 75.0% 12-13 92.3% 18-21 85.7%

#2/2 South Carolina 83 • 15-0



Official Basketball Box Score -- Game Totals -- Final Statistics
#15/11 Texas A&M vs #2/2 South Carolina
 01/17/16 1:30 p.m. at Columbia, S.C./Colonial Life Arena



#15/11 Texas A&M 58 • 13-5 (3-2 SEC)

#	Player		Total		3-Ptr		Rebounds			PF	TP	A TO Blk			Stl	Min
			FG-FGA	FG-FGA	FT-FTA	Off	Def	Tot	A			TO	Blk			
05	Anriel Howard	f	2-5	0-0	0-0	4	5	9	4	4	1	1	0	0	22	
00	Khaalila Hillsman	c	1-2	0-0	0-0	2	1	3	3	2	0	1	0	0	21	
13	Chelsea Jennings	g	7-14	0-0	0-0	0	7	7	4	14	0	3	0	1	35	
24	Jordan Jones	g	6-10	3-5	2-3	0	1	1	5	17	3	5	1	2	32	
33	Courtney Walker	g	7-18	0-0	2-2	2	3	5	1	16	5	3	1	2	40	
01	Courtney Williams		1-10	0-1	0-0	2	1	3	0	2	1	1	0	2	12	
03	Taylor Cooper		0-0	0-0	0-0	0	0	0	0	0	1	0	0	0	1	
10	Shlonte Allen		0-0	0-0	0-0	0	0	0	1	0	0	0	0	0	1	
11	Curtcy Knox		0-2	0-1	0-0	0	1	1	0	0	0	0	0	0	6	
12	Danni Williams		0-0	0-0	0-0	0	0	0	0	0	0	0	0	0	1	
21	Jasmine Lumpkin		1-3	0-0	1-3	0	2	2	1	3	1	0	0	0	9	
23	Rachel Mitchell		0-4	0-0	0-0	5	3	8	2	0	0	1	5	3	20	
Team						2	2	4								
Totals			25-68	3-7	5-8	17	26	43	21	58	12	15	7	10	200	

1st - FG %: 8-16 50.0% 2nd: 5-18 27.8% 3rd: 4-16 25.0% 4th: 8-18 44.4% Game: 25-68 36.8% Deadball Rebounds 1,1
 3FG %: 1-1 100.0% 0-1 0.0% 1-2 50.0% 1-3 33.3% 3-7 42.9%
 FT %: 0-1 0.0% 0-0 0.0% 2-3 66.7% 3-4 75.0% 5-8 62.5%

#2/2 South Carolina 59 • 17-0 (5-0 SEC)

#	Player		Total		3-Ptr		Rebounds			PF	TP	A To Blk			Stl	Min
			FG-FGA	FG-FGA	FT-FTA	Off	Def	Tot	A			To	Blk			
22	WILSON, A'ja	f	11-19	0-0	4-6	2	6	8	3	26	1	4	8	0	38	
31	DOZIER, Asia	f	0-1	0-1	0-0	1	0	1	0	0	1	2	0	1	13	
41	COATES, Alaina	c	2-5	0-0	1-2	1	10	11	3	5	3	1	0	2	34	
05	SESSIONS, Khadijah	g	3-5	0-2	2-4	0	2	2	3	8	2	2	0	4	34	
25	MITCHELL, Tiffany	g	4-13	1-5	2-5	2	2	4	1	11	2	3	0	4	40	
01	CUEVAS, Bianca		3-6	1-1	2-2	1	2	3	2	9	2	2	0	1	20	
23	ROY, Tina		0-3	0-3	0-0	0	2	2	1	0	1	0	0	0	13	
24	IMOVBIQH, Sarah		0-2	0-0	0-0	1	0	1	0	0	0	1	0	0	3	
40	WHITE, Jatarie		0-0	0-0	0-0	0	0	0	1	0	0	1	1	0	5	
Team						0	1	1								
Totals			23-54	2-12	11-19	8	25	33	14	59	12	16	9	12	200	
1st: FG % 7-15 46.7% 2nd: 5-14 35.7% 3rd: 5-14 35.7% 4th: 6-11 54.5% Game: 23-54 42.6% Deadball																
3FG % 1-1 100.0% 0-5 0.0% 0-4 0.0% 1-2 50.0% 2-12 16.7% Rebounds																
FT % 1-1 100.0% 0-0 0.0% 0-0 0.0% 1-8 12.5% 11-19 57.9% 4,3																

1st - FG %: 7-15 46.7% 2nd: 5-14 35.7% 3rd: 5-14 35.7% 4th: 6-11 54.5% Game: 23-54 42.6% Deadball Rebounds 4,3
 3FG %: 1-1 100.0% 0-5 0.0% 1-2 50.0% 1-2 50.0% 2-12 16.7%
 FT %: 0-1 0.0% 0-0 0.0% 0-0 0.0% 10-18 55.6% 11-19 57.9%

Officials: Lisa Mattingly, Bryan Enterline, Brian Garland
 Technical fouls: #15/11 Texas A&M-None. #2/2 South Carolina-None.
 Attendance: 15406

Score by periods	1st	2nd	3rd	4th	Total
#15/11 Texas A&M	17	10	11	20	58
#2/2 South Carolina	16	10	10	23	59

Points	In	Off	2nd	Fast	Bench
TAMU	22	19	9	10	5
SC	42	24	8	10	9

Last FG - TAMU 4th-00:00, SC 4th-01:16.
 Largest lead - TAMU by 7 1st-06:30, SC by 6 4th-02:34.
 TAMU led for 17:48. SC led for 21:20. Game was tied for 00:52.

Score tied - 4 times.
 Lead changed - 19 times.



Official Basketball Box Score -- Game Totals -- Final Statistics
#2/2 South Carolina vs Auburn
 01/21/16 6:00 pm at Auburn Arena -- Auburn, Ala.



#2/2 South Carolina 74 • 18-0, 6-0 SEC

#	Player		Total		3-Ptr		Rebounds			PF	TP	A TO Blk			Stl	Min			
			FG	FGA	FG	FGA	Off	Def	Tot			A	TO	Blk					
22	WILSON, A'ja	f	4-7	0-0	3-4	2	4	6	1	11	2	1	0	0	17				
31	DOZIER, Asia	f	0-4	0-3	1-2	0	2	2	1	1	3	0	0	0	20				
41	COATES, Alaina	c	8-10	0-0	1-2	5	5	10	2	17	2	4	1	0	26				
05	SESSIONS, Khadijah	g	1-1	1-1	2-2	0	3	3	3	5	1	3	0	3	26				
25	MITCHELL, Tiffany	g	4-10	1-3	4-4	1	0	1	1	13	5	1	0	3	24				
01	CUEVAS, Bianca		0-3	0-2	1-2	0	2	2	1	1	2	2	0	0	18				
04	CLINEY, Doniyah		1-2	1-2	0-0	0	2	2	2	3	3	1	0	0	11				
23	ROY, Tina		4-7	4-7	0-0	0	0	0	0	12	2	0	0	0	20				
24	IMOVBIQH, Sarah		1-1	0-0	0-2	1	1	2	2	2	0	0	0	1	17				
40	WHITE, Jatarie		4-7	0-1	1-2	1	1	2	2	9	0	0	0	0	21				
Team						1	3	4											
Totals				27-52		7-19		13-20		11	23	34	15	74	20	12	1	7	200
1st- 3FG %: 5-13 38.5%			2nd: 7-14 50.0%			3rd: 7-14 50.0%			4th: 8-13 61.5%			Game: 27-52 51.9%			Deadball 7-19 36.8%			Rebounds	
3FG %: 0-4 0.0%			2nd: 7-14 66.7%			3rd: 7-14 50.0%			4th: 2-6 33.3%			Game: 27-52 51.9%			Deadball 7-19 36.8%			Rebounds	

1st - FG %: 5-13 38.5% 2nd: 7-14 50.0% 3rd: 7-12 58.3% 4th: 8-13 61.5% Game: 27-52 51.9% Deadball Rebounds 4
 3FG %: 0-4 0.0% 2-3 66.7% 3-6 50.0% 2-6 33.3% 7-19 36.8%
 FT %: 3-5 60.0% 4-7 57.1% 3-3 100.0% 3-5 60.0% 13-20 65.0%

Auburn 58 • 12-7, 2-4 SEC

#	Player		Total		3-Ptr		Rebounds			PF	TP	A TO Blk Stl				Min
			FG	FGA	FG	FGA	FT	FTA	Off			Def	Tot	A	TO	
15	Jones,Jazmine	f	3-6	0-0	0-0		5	3	8	2	6	1	0	0	0	30
44	Tanner,Tra'Cee	f	3-3	0-0	3-4		1	3	4	3	9	0	2	0	0	22
10	Montgomery, Brandy	g	2-11	1-8	2-2		0	1	1	0	7	2	1	0	0	32
13	Frerking,Katie	g	5-15	5-12	2-4		2	5	7	3	17	4	3	1	1	30
40	Dieng,Khady	g	2-3	1-2	0-0		1	1	2	1	5	3	3	0	2	19
03	Sanders,Erica		0-1	0-0	2-2		1	1	2	4	2	1	0	0	2	15
12	Garvin,Jonika		0-2	0-0	0-0		0	1	1	0	0	0	0	0	0	3
23	Jones,Jessica		0-2	0-0	2-2		2	1	3	2	2	1	0	0	0	18
33	McKay,Janiah		4-12	2-5	0-0		0	1	1	1	10	2	3	0	2	21
35	Capers,Cabriana		0-0	0-0	0-0		0	0	0	0	0	0	1	0	0	10
Team							1	0	1							
Totals				19-55	9-27	11-14	13	17	30	16	58	14	13	1	7	200

1st - FG %: 5-14 35.7% 2nd: 2-16 12.5% 3rd: 5-13 38.5% 4th: 7-12 58.3% Game: 19-55 34.5% Deadball Rebounds 3
 3FG %: 3-8 37.5% 1-9 11.1% 2-4 50.0% 3-6 50.0% 9-27 33.3%
 FT %: 2-2 100.0% 0-0 0.0% 4-6 66.7% 5-6 83.3% 11-14 78.6%

Officials: Beverly Roberts, Laura Morris, Eric Brewton
 Technical fouls: #2/2 South Carolina-None. Auburn-None.
 Attendance: 2419

Score by periods	1st	2nd	3rd	4th	Total
#2/2 South Carolina	13	20	20	21	74
Auburn	15	5	16	22	58

Points	In	Off	2nd	Fast	Bench
SC	36	16	9	8	27
AU	16	15	14	4	14

Last FG - SC 4th-02:33, AU 4th-00:15.
 Largest lead - SC by 24 4th-02:33, AU by 5 2nd-09:31.
 SC led for 30:48. AU led for 06:57. Game was tied for 02:04.

Score tied - 2 times.
 Lead changed - 2 times.



Official Basketball Box Score -- Game Totals -- Final Statistics
#2/2 South Carolina vs #10/10 Mississippi State
 01/24/16 4:01 p.m. at Starkville, Miss. (Humphrey Coliseum)



#2/2 South Carolina 57 • 19-0 (7-0 SEC)

#	Player		Total			Rebounds			PF	TP	A	TO	Blk	Stl	Min
			FG-FGA	3-Ptr	FT-FTA	Off	Def	Tot							
22	WILSON, A'ja	f	3-11	0-0	0-2	2	9	11	4	6	1	2	4	0	26
31	DOZIER, Asia	f	0-1	0-1	2-2	0	1	1	0	2	1	1	0	0	12
41	COATES, Alaina	c	2-3	0-0	2-2	1	10	11	2	6	1	1	2	3	37
05	SESSIONS, Khadijah	g	4-6	0-1	2-2	0	4	4	5	10	1	2	0	1	29
25	MITCHELL, Tiffany	g	6-15	1-7	8-9	0	2	2	3	21	2	7	0	0	37
01	CUEVAS, Bianca		0-2	0-0	0-2	0	0	0	0	0	1	1	0	0	6
04	CLINEY, Doniyah		0-0	0-0	1-4	0	0	0	2	1	0	1	0	0	9
23	ROY, Tina		4-6	3-4	0-0	0	1	1	1	11	2	3	0	0	27
24	IMOVBIQH, Sarah		0-0	0-0	0-0	4	3	7	4	0	0	2	0	0	9
40	WHITE, Jatarie		0-0	0-0	0-0	0	0	0	0	0	0	1	0	1	8
Team						2	1	3							
Totals			19-44	4-13	15-23	9	31	40	21	57	9	21	6	5	200
1st FG %: 2-11 18.2% 2nd: 5-9 55.6% 3rd: 5-14 35.7% 4th: 7-10 70.0% Game: 19-44 43.2% Deadball															
3FG %: 1-3 33.3% 2-4 50.0% 0-5 0.0% 1-1 100.0% 4-13 30.8% Rebounds															
100.0% 3-8 37.5% 8-11 72.7%															

1st - FG %: 2-11 18.2% 2nd: 5-9 55.6% 3rd: 5-14 35.7% 4th: 7-10 70.0% Game: 19-44 43.2% Deadball Rebounds 5
 3FG %: 1-3 33.3% 2-4 50.0% 0-5 0.0% 1-1 100.0% 4-13 30.8%
 FT %: 2-2 100.0% 3-8 37.5% 2-2 100.0% 8-11 72.7% 15-23 65.2%

#10/10 Mississippi State 51 • 17-4 (4-3 SEC)

#	Player	Total		3-Ptr		Rebounds		
---	--------	-------	--	-------	--	----------	--	--



Official Basketball Box Score -- Game Totals -- Final Statistics
#2/2 South Carolina vs #10/10 Texas A&M
 01/31/16 5 p.m. at College Station, Texas (Reed Arena)



#2/2 South Carolina 70 • 21-0, 9-0 SEC

#	Player	Total		3-Ptr		Rebounds			PF	TP	A TO Blk			Stl	Min
		FG-FGA	FG-FGA	FT-FTA	FT-FTA	Off	Def	Tot			A	TO	Blk		
05	SESSIONS, Khadijah	* 3-8	1-2	3-5	0 2 2	2	10	3	2	1	3	39			
22	WILSON, A'ja	* 9-17	0-0	9-10	4 6 10	2	27	1	5	4	1	39			
25	MITCHELL, Tiffany	* 7-17	1-6	5-5	3 1 4	4	20	2	3	0	3	38			
31	DOZIER, Asia	* 0-0	0-0	0-0	0 1 1	3	0	1	3	0	0	22			
41	COATES, Alaina	* 5-8	0-0	2-3	2 8 10	2	12	6	1	0	1	38			
01	CUEVAS, Bianca	0-0	0-0	0-0	0 0 0	1	0	0	0	0	0	3			
04	CLINEY, Doniyah	0-0	0-0	0-0	0 0 0	0	0	0	0	0	0	0+			
23	ROY, Tina	0-3	0-3	1-2	0 1 1	0	1	1	2	0	1	18			
24	IMOVBIQH, Sarah	0-0	0-0	0-0	1 0 1	1	0	0	0	0	0	1			
40	WHITE, Jatarie	0-0	0-0	0-0	0 0 0	1	0	0	0	0	0	2			
Team					4 1 5										
Totals		24-53	2-11	20-25	14 20 34	16	70	14	16	5	9	200			

1st - FG %: 6-17 35.3% 2nd: 3-11 27.3% 3rd: 9-15 60.0% 4th: 6-10 60.0% Game: 24-53 45.3% Deadball Rebounds 3
 3FG %: 1-4 25.0% 0-4 0.0% 0-1 0.0% 1-2 50.0% 2-11 18.2%
 FT %: 4-6 66.7% 2-2 100.0% 7-9 77.8% 7-8 87.5% 20-25 80.0%

#10/10 Texas A&M 63 • 15-6, 5-3 SEC

#	Player	Total		3-Ptr		Rebounds			PF	TP	A TO Blk			Stl	Min
		FG-FGA	FG-FGA	FT-FTA	FT-FTA	Off	Def	Tot			A	TO	Blk		
00	Khaaila Hillsman	* 0-0	0-0	2-2	1 0 1	4	2	0	0	3	0	18			
01	Courtney Williams	* 6-20	1-4	0-0	1 5 6	4	13	5	6	0	2	34			
05	Anriel Howard	* 2-3	0-0	0-0	1 0 1	2	4	0	1	0	1	12			
24	Jordan Jones	* 4-11	2-6	1-1	0 2 2	3	11	9	5	0	1	37			
33	Courtney Walker	* 10-17	0-1	3-3	3 4 7	2	23	1	3	0	1	40			
11	Curtyce Knox	0-1	0-1	0-0	0 0 0	0	0	0	0	0	0	3			
12	Danni Williams	0-0	0-0	0-0	0 0 0	1	0	0	0	0	0	0+			
13	Jessie Jennings	3-6	0-0	0-0	1 2 3	2	6	0	0	3	1	28			
24	Chasmine Lumpkin	0-1	0-0	0-0	0 1 1	1	0	0	1	0	0	4			
23	Rachel Mitchell	2-3	0-0	0-0	1 3 4	2	4	1	1	0	0	24			
Team					5 0 5										
Totals		27-62	3-12	6-6	13 17 30	21	63	16	17	6	6	200			

1st - FG %: 5-13 38.5% 2nd: 8-15 53.3% 3rd: 7-14 50.0% 4th: 7-20 35.0% Game: 27-62 43.5% Deadball Rebounds 2
 3FG %: 0-3 0.0% 0-1 0.0% 1-1 100.0% 2-7 28.6% 3-12 25.0%
 FT %: 2-2 100.0% 3-3 100.0% 1-1 100.0% 0-0 0.0% 6-6 100.0%

Officials: Dee Kantner, Beverly Roberts, Brian Hall
 Technical fouls: #2/2 South Carolina-None. #10/10 Texas A&M-None.
 Attendance: 8511

Score by periods	1st	2nd	3rd	4th	Total
#2/2 South Carolina	17	8	25	20	70
#10/10 Texas A&M	12	19	16	16	63

Points	In Paint	Off T/O	2nd Chance	Fast Break	Bench
SC	40	22	14	10	1
TAM	24	15	16	17	10

Last FG - SC 4th-01:22, TAM 4th-00:37.
 Largest lead - SC by 7 1st-02:29, TAM by 10 2nd-05:04.
 SC led for 21:47. TAM led for 13:28. Game was tied for 03:47.
 Score tied - 7 times.
 Lead changed - 9 times.



Official Basketball Box Score -- Game Totals -- Final Statistics
#18/18 Kentucky vs #2/2 South Carolina
 02/04/16 7 p.m. at Columbia, S.C./Colonial Life Arena



#18/18 Kentucky 68 • 15-6 (4-6 SEC)

#	Player	Total		3-Ptr		Rebounds			PF	TP	A TO Blk			Stl	Min
		FG-FGA	FG-FGA	FT-FTA	FT-FTA	Off	Def	Tot			A	TO	Blk		
01	Camara, Batouly	f 7-13	0-0	0-1	5 4 9	5	14	2	1	1	0	25			
13	Akhtator, Evelyn	f 1-4	0-0	0-0	1 4 5	3	2	0	1	0	1	23			
03	Thompson, Janee	g 1-7	1-2	0-0	0 3 3	4	3	6	2	0	2	34			
04	Morris, Maci	g 3-11	0-4	4-5	0 2 2	4	10	1	1	0	1	25			
25	Epps, Makayla	g 8-17	0-1	1-3	1 1 2	3	17	1	3	0	0	31			
02	Jakubcova, Ivana	1-2	0-0	0-0	2 2 4	1	2	0	0	0	0	5			
24	Murray, Taylor	2-4	1-1	1-1	0 0 0	4	6	1	1	0	0	30			
35	Jennings, Alexis	4-9	0-0	4-4	4 0 4	4	12	0	1	0	0	21			
45	Rice, Alyssa	1-2	0-0	0-0	0 0 0	3	2	0	1	0	0	6			
Team					1 2 3										
Totals		28-69	2-8	10-14	14 18 32	31	68	11	11	1	4	200			

1st - FG %: 5-17 29.4% 2nd: 7-14 50.0% 3rd: 10-21 47.6% 4th: 6-17 35.3% Game: 28-69 40.6% Deadball Rebounds 3,1
 3FG %: 0-2 0.0% 1-3 33.3% 0-0 0.0% 1-3 33.3% 2-8 25.0%
 FT %: 1-1 100.0% 4-5 80.0% 3-4 75.0% 2-4 50.0% 10-14 71.4%

#2/2 South Carolina 78 • 22-0 (10-0 SEC)

#	Player	Total		3-Ptr		Rebounds			PF	TP	A TO Blk			Stl	Min
		FG-FGA	FG-FGA	FT-FTA	FT-FTA	Off	Def	Tot			A	TO	Blk		
22	WILSON, A'ja	f 5-7	0-0	8-10	2 5 7	4	18	3	4	2	0	28			
41	COATES, Alaina	c 10-14	0-0	7-12	5 8 13	3	27	2	3	4	1	32			
05	SESSIONS, Khadijah	g 3-5	1-3	2-4	0 4 4	0	9	1	3	0	2	30			
23	ROY, Tina	g 2-11	1-8	2-2	0 1 1	1	7	4	0	0	2	33			
25	MITCHELL, Tiffany	g 1-2	0-0	0-0	0 0 0	1	2	0	3	0	1	10			
01	CUEVAS, Bianca	1-5	0-1	3-4	0 2 2	2	5	2	1	0	1	21			
04	CLINEY, Doniyah	3-4	0-0	1-1	0 1 1	2	7	2	2	0	1	26			
24	IMOVBIQH, Sarah	1-2	0-0	0-0	1 0 1	1	2	0	0	0	0	8			
40	WHITE, Jatarie	0-0	0-0	1-2	1 2 3	3	1	1	1	0	0	12			
Team					2 5 7										
Totals		26-50	2-12	24-35	11 28 39	17	78	15	17	6	8	200			

1st - FG %: 6-12 50.0% 2nd: 5-14 35.7% 3rd: 8-13 61.5% 4th: 7-11 63.6% Game: 26-50 52.0% Deadball Rebounds 5
 3FG %: 0-2 0.0% 0-3 0.0% 2-4 50.0% 0-3 0.0% 2-12 16.7%
 FT %: 3-3 100.0% 10-16 62.5% 4-7 57.1% 7-9 77.8% 24-35 68.6%

Officials: Michael Price, Amy Bonner, Greg Small
 Technical fouls: #18/18 Kentucky-None. #2/2 South Carolina-WILSON, A'ja.
 Attendance: 15015

Score by periods	1st	2nd	3rd	4th	Total
#18/18 Kentucky	11	19	23	15	68
#2/2 South Carolina	15	20	22	21	78

Points	In Paint	Off T/O	2nd Chance	Fast Break	Bench
UK	38	13	15	8	22
SC	44	15	17	12	15

Last FG - UK 4th-00:26, SC 4th-01:01.
 Largest lead - UK by 1 2nd-05:53, SC by 12 4th-00:32.
 UK led for 00:35. SC led for 37:33. Game was tied for 01:43.
 Score tied - 0 times.
 Lead changed - 2 times.



Official Basketball Box Score -- Game Totals -- Final Statistics
#1/1 UConn vs #2/2 South Carolina
 02/08/16 7 p.m. at Columbia, S.C./Colonial Life Arena



#1/1 UConn 66 • 23-0 (12-0 AAC)

#	Player	Total		3-Ptr		Rebounds			PF	TP	A TO Blk			Stl	Min
		FG-FGA	FG-FGA	FT-FTA	FT-FTA	Off	Def	Tot			A	TO	Blk		
03	TUCK, Morgan	f 6-13	0-5	4-7	2 3 5	2	16	2	2	1	1	33			
30	STEWART, Breanna	f 9-18	3-4	4-5	2 8 10	1	25	0	4	5	1	40			
33	SAMUELSON, Katie Lou	f 1-1	0-0	0-0	0 3 3	4	2	2	1	0	3	22			
04	JEFFERSON, Moriah	g 4-9	1-3	3-4	1 2 3	4	12	6	2	0	2	40			
11	NURSE, Kia	g 2-9	2-4	0-0	0 2 2	1	6	4	3	0	1	39			
15	WILLIAMS, Gabby	2-6	0-0	1-2	3 7 10	3	5	0	1	0	1	22			
24	COLLIER, Napheesa	0-1	0-0	0-0	0 1 1	1	0	0	0	0	0	4			
Team					0 1 1										
Totals		24-57	6-16	12-18	8 27 35	16	66	14	13	6	9	200			

1st - FG %: 7-14 50.0% 2nd: 6-16 37.5% 3rd: 7-16 43.8% 4th: 4-11 36.4% Game: 24-57 42.1% Deadball Rebounds 1,1
 3FG %: 0-3 0.0% 3-6 50.0% 2-4 50.0% 1-3 33.3% 6-16 37.5%
 FT %: 3-4 75.0% 3-4 75.0% 3-4 75.0% 3-6 50.0% 12-18 66.7%

#2/2 South Carolina 54 • 22-1 (10-0 SEC)

#	Player	Total			3-Ptr			Rebounds			PF	TP	A To Blk			Stl	Min
		FG-FGA	FG-FGA	FT-FTA	Off	Def	Tot	A	To	Blk							
22	WILSON, A'ja	f	5-8	0-0	3-4	1	5	6	3	13	0	2	2	1	23		
41	COATES, Alaina	c	1-6	0-0	0-2	0	9	9	4	2	0	3	0	2	26		
05	SESSIONS, Khadijah	g	1-6	0-0	2-3	0	1	1	1	4	2	0	0	1	23		
23	ROY, Tina	g	0-3	0-2	0-0	1	1	2	0	0	0	2	2	0	0	19	
25	MITCHELL, Tiffany	g	4-12	2-5	2-2	0	5	5	1	12	0	2	1	2	39		
01	CUEVAS, Bianca		1-7	0-1	0-0	1	1	2	0	2	1	1	2	0	20		
04	CLINEY, Doniyah		1-3	1-2	1-2	0	0	0	2	4	1	1	0	0	20		
24	IMOVBIOH, Sarah		6-6	0-0	1-1	2	6	8	2	13	0	1	0	0	21		
40	WHITE, Jatarie		1-2	0-0	2-2	0	1	1	2	4	1	1	0	0	9		
	Team					1	0	1				2					
Totals			20-53	3-10	11-16	6	29	35	15	54	7	15	5	6	200		



2015-16 South Carolina Basketball
South Carolina Season Schedule/Results & Leaders (as of Feb 08, 2016)
All games



RECORD:	OVERALL	HOME	AWAY	NEUTRAL
ALL GAMES	22-1	11-1	8-0	3-0
CONFERENCE	10-0	5-0	5-0	0-0
NON-CONFERENCE	12-1	6-1	3-0	3-0

Date	Opponent	Score	Att.	High Points	High Rebounds
11/13/15	#6/10 OHIO STATE	w 88-80	16815	(20)WILSON, A'ja	(14)WILSON, A'ja
11/15/15	UNCG	w 92-44	13607	(19)WILSON, A'ja	(11)IMOVBIQH, Sarah
11/18/15	at Clemson	w 67-41	1030	(18)MITCHELL, Tiffany	(6)COATES, Alaina
					(6)IMOVBIQH, Sarah
					(6)WHITE, Jatarie
11/22/15	at UCLA	w 68-65	2018	(17)ROY, Tina	(12)COATES, Alaina
				(17)MITCHELL, Tiffany	
11/27/15	@vs #16/18 Arizona State	w 60-58	2020	(18)CUEVAS, Bianca	(11)WILSON, A'ja
				(18)WILSON, A'ja	
11/28/15	@vs CSU Bakersfield	w 90-71	2152	(26)WILSON, A'ja	(8)WILSON, A'ja
11/29/15	@at Hawaii	w 67-51	2073	(18)WILSON, A'ja	(5)WILSON, A'ja
12/06/15	#14/13 DUKE	w 66-55	16429	(28)WILSON, A'ja	(11)WILSON, A'ja
12/13/15	WINTHROP	w 86-37	13409	(29)COATES, Alaina	(16)COATES, Alaina
12/16/15	HAMPTON	w 86-48	12117	(22)COATES, Alaina	(12)COATES, Alaina
12/20/15	<vs East Carolina	w 88-57		(18)MITCHELL, Tiffany	(15)COATES, Alaina
12/22/15	ELON	w 78-63	13670	(18)MITCHELL, Tiffany	(8)WILSON, A'ja
					(8)COATES, Alaina
01/03/16	*ARKANSAS	w 85-32	13407	(21)ROY, Tina	(10)WILSON, A'ja
					(10)COATES, Alaina
01/07/16	*at Vanderbilt	w 71-61	2547	(22)MITCHELL, Tiffany	(10)COATES, Alaina
01/10/16	*#20/- MISSOURI	w 83-58	15934	(19)MITCHELL, Tiffany	(12)COATES, Alaina
01/14/16	*at #9/9 Kentucky	w 73-62	5527	(26)WILSON, A'ja	(13)WILSON, A'ja
01/17/16	*#15/11 TEXAS A&M	w 59-58	15406	(26)WILSON, A'ja	(11)COATES, Alaina
01/21/16	*at Auburn	w 74-58	2419	(17)COATES, Alaina	(10)COATES, Alaina
01/24/16	*at #10/10 Mississippi State	w 57-51	10626	(21)MITCHELL, Tiffany	(11)WILSON, A'ja
					(11)COATES, Alaina
01/28/16	*OLE MISS	w 81-62	14313	(17)WILSON, A'ja	(14)COATES, Alaina
01/31/16	*at #10/10 Texas A&M	w 70-63	8511	(27)WILSON, A'ja	(10)WILSON, A'ja
					(10)COATES, Alaina
02/04/16	*#18/18 KENTUCKY	w 78-68	15015	(27)COATES, Alaina	(13)COATES, Alaina
02/08/16	#1/1 UCONN	54-66 L	18000	(13)WILSON, A'ja	(9)COATES, Alaina
					(13)IMOVBIQH, Sarah

* = Conference game

@ = Rainbow Wahine Showdown (Honolulu, Hawaii)

< = Carolinas Challenge (Myrtle Beach, S.C.)

Attendance Summary	Games	Attend	Avg/Game
Home	12	178122	14844
Away	8	34751	4344
Neutral	3	4172	1391
Total	23	217045	9437



2015-16 South Carolina Basketball
South Carolina Points-Rebounds-Assists (as of Feb 08, 2016)
All games



Opponent	Date	Score	01 CUEVAS,BIA	04 CLINEY,DON	05 SESSIONS,K	22 WILSON,A'J	23 ROY,TINA	24 IMOVBIQH,S	25 MITCHELL,T
#6/10 OHIO STATE	11/13/15	88-80 w	5-0-1	DNP	12-3-3	20-14-0	3-1-1	8-10-0	15-3-3
UNCG	11/15/15	92-44 w	11-2-1	DNP	2-1-4	19-10-1	9-0-6	14-11-0	10-2-5
at Clemson	11/18/15	67-41 w	4-1-2	DNP	0-2-5	7-5-0	3-1-1	9-6-0	18-5-0
at UCLA	11/22/15	68-65 w	7-2-2	DNP	0-5-1	11-10-3	17-3-4	0-4-0	17-5-2
vs #16/18 Arizona State	11/27/15	60-58 w	18-2-0	DNP	6-3-0	18-11-1	3-2-3	1-8-0	6-1-1
vs CSU Bakersfield	11/28/15	90-71 w	20-4-6	DNP	8-1-1	26-8-4	3-5-3	6-5-0	13-1-1
at Hawaii	11/29/15	67-51 w	13-4-0	DNP	11-4-4	18-5-0	0-0-2	3-4-0	14-2-2
#14/13 DUKE	12/06/15	66-55 w	2-4-2	DNP	5-5-1	28-11-2	3-1-2	0-0-0	12-4-2
WINTHROP	12/13/15	86-37 w	13-2-1	DNP	4-1-6	DNP	3-0-3	7-4-1	12-5-3
HAMPTON	12/16/15	86-48 w	6-1-1	DNP	5-4-2	DNP	0-3-3	19-7-0	17-6-2
vs East Carolina	12/20/15	88-57 w	4-1-1	DNP	5-2-3	15-10-0	3-3-0	4-12-2	18-1-3
ELON	12/22/15	78-63 w	2-1-2	DNP	6-2-4	12-8-2	9-0-1	2-3-0	18-4-2
ARKANSAS	01/03/16	85-32 w	10-2-3	DNP	7-3-4	14-10-1	21-1-3	9-7-0	12-3-4
at Vanderbilt	01/07/16	71-61 w	4-1-2	2-0-0	10-4-0	4-6-2	13-1-1	0-2-0	22-2-5
#20/- MISSOURI	01/10/16	83-58 w	6-0-1	5-1-0	9-0-1	11-11-1	3-2-2	4-2-2	19-2-2
at #9/9 Kentucky	01/14/16	73-62 w	2-0-1	0-0-0	8-1-3	26-13-2	12-3-4	0-5-0	16-2-2
#15/11 TEXAS A&M	01/17/16	59-58 w	9-3-2	DNP	8-2-2	26-8-1	0-2-1	0-1-0	11-4-2
at Auburn	01/21/16	74-58 w	1-2-2	3-2-3	5-3-1	11-6-2	12-0-2	2-2-0	13-1-5
at #10/10 Mississippi S	01/24/16	57-51 w	0-0-1	1-0-0	10-4-1	6-11-1	11-1-2	0-7-0	21-2-2
OLE MISS	01/28/16	81-62 w	6-0-1	4-3-1	4-2-5	17-9-2	9-0-4	7-9-0	15-4-4
at #10/10 Texas A&M	01/31/16	70-63 w	0-0-0	0-0-0	10-2-3	27-10-1	1-1-1	0-1-0	20-4-2
#18/18 KENTUCKY	02/04/16	78-68 w	5-2-2	7-1-2	9-4-1	18-7-3	7-1-4	2-1-0	2-0-0
#1/1 UCONN	02/08/16	54-66 L	2-2-1	4-0-1	4-1-2	13-6-0	0-2-2	13-8-0	12-5-0

Opponent	Date	Score	31 DOZIER,ASI	40 WHITE,JATA	41 COATES,ALA	44 FARMER,IND
#6/10 OHIO STATE	11/13/15	88-80 w	4-0-1	4-3-2	17-13-0	DNP
UNCG	11/15/15	92-44 w	3-2-6	5-3-1	12-7-0	0-1-0
at Clemson	11/18/15	67-41 w	8-1-0	3-6-2	10-6-1	DNP
at UCLA	11/22/15	68-65 w	0-0-0	2-2-0	12-12-0	DNP
vs #16/18 Arizona State	11/27/15	60-58 w	2-1-0	0-2-0	6-7-1	DNP
vs CSU Bakersfield	11/28/15	90-71 w	0-0-0	2-5-1	6-4-0	DNP
at Hawaii	11/29/15	67-51 w	3-0-3	0-2-1	3-1-0	DNP
#14/13 DUKE	12/06/15	66-55 w	0-2-3	0-5-1	16-7-0	DNP
WINTHROP	12/13/15	86-37 w	9-2-3	4-9-1	29-16-0	0-1-0
HAMPTON	12/16/15	86-48 w	6-2-5	8-7-0	22-12-2	DNP
vs East Carolina	12/20/15	88-57 w	10-1-0	14-4-0	10-15-0	0-1-0
ELON	12/22/15	78-63 w	7-1-3	2-2-0	16-8-0	DNP
ARKANSAS	01/03/16	85-32 w	DNP	1-5-1	11-10-2	0-1-0
at Vanderbilt	01/07/16	71-61 w	3-1-4	2-2-0	11-10-1	DNP
#20/- MISSOURI	01/10/16	83-58 w	2-3-1	11-4-0	13-12-0	DNP
at #9/9 Kentucky	01/14/16	73-62 w	0-1-0	0-5-0	9-11-1	DNP
#15/11 TEXAS A&M	01/17/16	59-58 w	0-1-1	0-0-0	5-11-3	DNP
at Auburn	01/21/16	74-58 w	1-2-3	9-2-0	17-10-2	DNP
at #10/10 Mississippi S	01/24/16	57-51 w	2-1-1	0-0-0	6-11-1	DNP
OLE MISS	01/28/16	81-62 w	3-0-5	3-2-0	13-14-2	DNP
at #10/10 Texas A&M	01/31/16	70-63 w	0-1-1	0-0-0	12-10-6	DNP
#18/18 KENTUCKY	02/04/16	78-68 w	DNP	1-3-1	27-13-2	DNP
#1/1 UCONN	02/08/16	54-66 L	DNP	4-1-1	2-9-0	DNP



2015-16 South Carolina Basketball
South Carolina Team Game-by-Game Comparison (as of Feb 08, 2016)
All games



Opponent	1st	2nd	Score	Mar	Total FG	FG Pct	3-Pointers	3FG Pct	Free Throws	FT Pct	Rebounds	Assist	T/Over	Block	Steal	Fouls	
#6/10 OHIO STATE	45/47	43/33	88-80	+8	31-69/26-80	.449/.325	3-11/10-23	.273/.435	23-35/18-20	.657/.900	51/42	+9	11/3	20/18	6/10	9/13	20/29
UNCG	53/25	39/19	92-44	+48	35-67/16-62	.522/.258	8-24/3-13	.333/.231	14-23/9-14	.609/.643	47/36	+11	25/4	10/21	10/2	15/6	15/21
Clemson	31/20	36/21	67-41	+26	23-63/14-43	.365/.326	7-25/3-7	.280/.429	14-28/10-14	.500/.714	41/36	+5	13/12	5/19	6/0	12/0	15/24
UCLA	32/31	36/34	68-65	+3	24-55/23-64	.436/.359	6-19/4-18	.316/.222	14-16/15-25	.875/.600	45/31	+14	12/10	2/19	4/3	6/13	19/21
#16/18 Arizona State	30/33	30/25	60-58	+2	24-58/21-61	.414/.344	1-11/8-20	.091/.400	11-16/6-14	.688/.571	42/39	+3	6/10	2/19	3/1	10/11	16/15
CSU Bakersfield	45/37	45/34	90-71	+19	35-64/25-58	.547/.431	3-12/8-18	.250/.444	17-31/13-15	.548/.867	39/30	+9	18/16	5/11	5/0	5/2	12/27
Hawaii	29/22	38/29	67-51	+16	25-55/19-50	.455/.380	4-14/5-18	.286/.278	13-19/6-18	.664/.444	30/33	(3)	12/11	14/20	5/3	9/3	22/20
#14/13 DUKE	30/26	36/29	66-55	+11	24-57/21-59	.421/.356	2-10/3-10	.200/.300	16-28/10-13	.571/.769	43/36	+7	13/9	14/15	5/6	8/8	16/21
WINTHROP	47/13	39/24	86-37	+49	34-62/16-64	.548/.250	9-24/1-9	.375/.111	9-12/4-15	.750/.267	48/32	+16	25/9	13/14	16/4	10/9	13/16
HAMPTON	30/18	56/30	86-48	+38	28-58/19-61	.483/.311	6-16/5-21	.375/.238	24-31/5-8	.774/.625	52/19	+33	17/12	17/9	2/6	3/10	13/25
East Carolina	44/26	44/31	88-57	+31	31-66/19-69	.470/.275	5-18/6-23	.278/.261	21-28/13-14	.750/.929	54/37	+17	13/7	11/13	4/3	7/3	14/26
ELON	35/31	43/32	78-63	+15	30-63/23-52	.476/.442	8-19/4-13	.421/.308	10-14/13-19	.714/.684	34/26	+8	14/14	14/17	6/1	6/7	17/17
ARKANSAS	44/18	41/14	85-32	+53	33-63/13-54	.524/.241	11-23/1-12	.478/.083	8-13/5-10	.615/.500	48/26	+22	18/9	15/18	2/1	11/5	11/17
Vanderbilt	31/31	40/30	71-61	+10	25-50/22-53	.500/.415	10-22/4-20	.455/.200	11-23/13-15	.478/.867	30/29	+1	15/12	11/13	0/1	7/5	18/19
#20- MISSOURI	35/17	48/41	83-58	+25	24-57/18-58	.421/.310	3-14/4-21	.214/.190	32-43/18-21	.744/.857	39/37	+2	10/11	13/20	7/2	14/6	22/34
#9/9 Kentucky	28/32	45/30	73-62	+11	26-63/24-64	.413/.375	6-17/3-9	.353/.333	15-25/11-18	.600/.611	44/43	+1	13/7	11/13	10/2	3/3	16/22
#15/11 TEXAS A&M	26/27	33/31	59-58	+1	23-54/25-68	.426/.368	2-12/3-7	.167/.429	11-19/5-8	.579/.625	33/43	(10)	12/12	16/15	9/7	12/10	14/21
Auburn	33/20	41/38	74-58	+16	27-52/19-55	.519/.345	7-19/9-27	.368/.333	13-20/11-14	.650/.786	34/30	+4	20/14	12/13	1/1	7/7	15/16
#10/10 Mississippi State	22/20	35/31	57-51	+6	19-44/16-59	.432/.271	4-13/3-13	.308/.231	15-23/16-17	.652/.941	40/31	+9	9/9	21/13	6/2	5/5	21/21
OLE MISS	40/26	41/36	81-62	+19	31-68/26-54	.456/.481	7-23/3-19	.304/.158	12-24/7-13	.500/.538	45/28	+17	24/14	11/14	3/3	9/8	11/21
#10/10 Texas A&M	25/31	45/32	70-63	+7	24-53/27-62	.453/.435	2-11/3-12	.182/.250	20-25/6-6	.800/1000	34/30	+4	14/16	16/17	5/6	9/6	16/21
#18/18 KENTUCKY	35/30	43/38	78-68	+10	26-50/28-69	.520/.406	2-12/2-8	.167/.250	24-35/10-14	.686/.714	39/32	+7	15/11	17/11	6/1	8/4	17/31
#1/1 UCONN	25/35	29/31	54-66	(12)	20-53/24-57	.377/.421	3-10/6-16	.300/.375	11-16/12-18	.688/.667	35/35	-	7/14	15/13	5/6	6/9	15/16

Note: Game totals are displayed in the format TEAM/OPPONENT for each category



2015-16 South Carolina Basketball
South Carolina Combined Team Statistics (as of Feb 08, 2016)
Last 5



RECORD:	OVERALL	HOME	AWAY	NEUTRAL
ALL GAMES	4-1	2-1	2-0	0-0
CONFERENCE	4-0	2-0	2-0	0-0
NON-CONFERENCE	0-1	0-1	0-0	0-0

##	Player	gp-gs	min	avg	Total		3-Point		F-Throw		Rebounds				pf	dq	a	to	blk	stl	pts	avg
					fg-fga	fg%	3fg-fga	3fg%	ft-fa	ft%	off	def	tot	avg								
22	WILSON, A'ja	5-5	142	28.4	28-55	.509	0-0	.000	25-31	.806	13	30	43	8.6	14	0	7	14	13	3	81	16.2
25	MITCHELL, Tiffany	5-5	150	30.0	24-57	.421	7-24	.292	15-16	.938	4	11	15	3.0	11	0	8	17	2	7	70	14.0
41	COATES, Alaina	5-5	156	31.2	24-40	.600	0-0	.000	12-25	.480	13	44	57	11.4	11	0	11	9	7	8	60	12.0
05	SESSIONS, Khadijah	5-5	146	29.2	12-29	.414	2-8	.250	11-18	.611	1	12	13	2.6	9	1	12	7	1	8	37	7.4
23	ROY, Tina	5-2	117	23.4	9-32	.281	7-26	.269	3-4	.750	1	4	5	1.0	2	0	13	8	0	6	28	5.6
24	IMOVBIQH, Sarah	5-0	56	11.2	10-13	.769	0-0	.000	2-4	.500	15	11	26	5.2	9	0	0	5	0	0	22	4.4
04	CLINEY, Doniyah	5-0	67	13.4	5-12	.417	1-3	.333	5-11	.455	2	2	4	0.8	9	0	4	5	0	1	16	3.2
01	CUEVAS, Bianca	5-0	68	13.6	5-21	.238	0-4	.000	3-6	.500	1	3	4	0.8	4	0	5	5	2	1	13	2.6
31	DOZIER, Asia	3-3	54	18.0	1-4	.250	1-4	.250	2-2	1.000	0	2	2	0.7	4	0	7	5	0	1	5	1.7
40	WHITE, Jatarie	5-0	44	8.8	2-5	.400	0-0	.000	4-6	.667	2	4	6	1.2	7	0	2	3	0	2	8	1.6
Team											10	8	18					2				
Total.....		5	1000		120-268	.448	18-69	.261	82-123	.667	62	131	193	38.6	80	1	69	80	25	37	340	68.0
Opponents.....		5	1000		121-301	.402	17-68	.250	51-68	.750	54	102	156	31.2	110	2	64	68	18	32	310	62.0



2015-16 South Carolina Basketball
South Carolina Combined Team Statistics (as of Feb 08, 2016)
Last 3



RECORD:	OVERALL	HOME	AWAY	NEUTRAL
ALL GAMES	2-1	1-1	1-0	0-0
CONFERENCE	2-0	1-0	1-0	0-0
NON-CONFERENCE	0-1	0-1	0-0	0-0

##	Player	gp-gs	min	avg	Total		3-Point		F-Throw		Rebounds				pf	dq	a	to	blk	stl	pts	avg
					fg-fga	fg%	3fg-fga	3fg%	ft-fa	ft%	off	def	tot	avg								
22	WILSON, A'ja	3-3	90	30.0	19-32	.594	0-0	.000	20-24	.833	7	16	23	7.7	9	0	4	11	8	2	58	19.3
41	COATES, Alaina	3-3	96	32.0	16-28	.571	0-0	.000	9-17	.529	7	25	32	10.7	9	0	8	7	4	4	41	13.7
25	MITCHELL, Tiffany	3-3	87	29.0	12-31	.387	3-11	.273	7-7	1.000	3	6	9	3.0	6	0	2	8	1	6	34	11.3
05	SESSIONS, Khadijah	3-3	92	30.7	7-19	.368	2-5	.400	7-12	.583	0	7	7	2.3	3	0	6	5	1	6	23	7.7
24	IMOVBIQH, Sarah	3-0	30	10.0	7-8	.875	0-0	.000	1-1	1.000	4	6	10	3.3	4	0	0	1	0	0	15	5.0
04	CLINEY, Doniyah	3-0	46	15.3	4-7	.571	1-2	.500	2-3	.667	0	1	1	0.3	4	0	3	3	0	1	11	3.7
23	ROY, Tina	3-2	70	23.3	2-17	.118	1-13	.077	3-4	.750	1	3	4	1.3	1	0	7	4	0	3	8	2.7
01	CUEVAS, Bianca	3-0	44	14.7	2-12	.167	0-2	.000	3-4	.750	1	3	4	1.3	3	0	3	2	2	1	7	2.3
40	WHITE, Jatarie	3-0	23	7.7	1-2	.500	0-0	.000	3-4	.750	1	3	4	1.3	6	0	2	2	0	0	5	1.7
31	DOZIER, Asia	1-1	22	22.0	0-0	.000	0-0	.000	0-0	.000	0	1	1	1.0	3	0	1	3	0	0	0	0.0
Team											7	6	13					2				
Total.....		3	600		70-156	.449	7-33	.212	55-76	.724	31	77	108	36.0	48	0	36	48	16	23	202	67.3
Opponents.....		3	600		79-188	.420	11-36	.306	28-38	.737	35	62	97	32.3	68	1	41	41	13	19	197	65.7



2015-16 South Carolina Basketball
South Carolina Combined Team Statistics (as of Feb 10, 2016)
vs. Ranked



RECORD:	OVERALL	HOME	AWAY	NEUTRAL
ALL GAMES	9-1	5-1	3-0	1-0
CONFERENCE	6-0	3-0	3-0	0-0
NON-CONFERENCE	3-1	2-1	0-0	1-0

##	Player	gp-gs	min	avg	Total		3-Point		F-Throw		Rebounds				pf	dq	a	to	blk	stl	pts	avg
					fg-fga	fg%	3fg-fga	3fg%	ft-fa	ft%	off	def	tot	avg								
22	WILSON, A'ja	10-10	294	29.4	73-136	.537	0-0	.000	47-63	.746	32	70	102	10.2	25	0	12	28	40	8	193	19.3
25	MITCHELL, Tiffany	10-10	329	32.9	43-116	.371	10-45	.222	38-45	.844	9	18	27	2.7	24	0	16	35	3	20	134	13.4
41	COATES, Alaina	10-9	290	29.0	42-67	.627	0-0	.000	29-52	.558	23	81	104	10.4	25	0	14	17	11	13	113	11.3
05	SESSIONS, Khadijah	10-10	310	31.0	26-60	.433	4-14	.286	25-41	.610	6	19	25	2.5	23	1	17	16	1	22	81	8.1
01	CUEVAS, Bianca	10-0	141	14.1	16-55	.291	1-9	.111	16-25	.640	2	11	13	1.3	10	0	11	12	2	9	49	4.9
23	ROY, Tina	10-5	222	22.2	14-58	.241	12-45	.267	3-7	.429	2	14	16	1.6	7	0	22	15	1	5	43	4.3
04	CLINEY, Doniyah	6-0	74	12.3	6-14	.429	1-2	.500	4-8	.500	1	1	2	0.3	10	0	3	4	0	2	17	2.8
24	IMOVBIQH, Sarah	10-1	107	10.7	13-20	.650	0-0	.000	2-7	.286	17	26	43	4.3	19	0	2	10	2	0	28	2.8
40	WHITE, Jatarie	10-0	107	10.7	5-16	.313	0-1	.000	10-13	.769	9	14	23	2.3	17	0	5	10	2	3	20	2.0
31	DOZIER, Asia	8-5	107	13.4	3-13	.231	0-4	.000	4-4	1.000	2	8	10	1.3	8	0	8	12	0	2	10	1.3
00	COLLEY, Shay	2-0	16	8.0	0-2	.000	0-1	.000	0-0	.000	0	1	1	0.5	4	0	0	2	0	0	0	0.0
03	DUCKETT, Kaydra	1-0	3	3.0	0-1	.000	0-0	.000	0-0	.000	0	0	0	0.0	1	0	0	0	0	0	0	0.0
Team											17	17	34				3					
Total.....		10	2000		241-558	.432	28-121	.231	178-265	.672	120	280	400	40.0	173	1	110	164	62	84	688	68.8
Opponents.....		10	2000		230-637	.361	45-139	.324	114-149	.765	139	229	368	36.8	231	8	102	154	43	75	619	61.9

TEAM STATISTICS	SC	OPP
SCORING	688	619
Points per game	68.8	61.9
Scoring margin	+6.9	-
FIELD GOALS-ATT	241-558	230-637
Field goal pct	.432	.361
3 POINT FG-ATT	28-121	45-139
3-point FG pct	.231	.324
3-pt FG made per game	2.8	4.5
FREE THROWS-ATT	178-265	114-149
Free throw pct	.672	.765
F-Throws made per game	17.8	11.4
REBOUNDS	400	368
Rebounds per game	40.0	36.8
Rebounding margin	+3.2	-
ASSISTS	110	102
Assists per game	11.0	10.2
TURNOVERS	164	154
Turnovers per game	16.4	15.4
Turnover margin	-1.0	-
Assist/turnover ratio	0.7	0.7
STEALS	84	75
Steals per game	8.4	7.5
BLOCKS	62	43
Blocks per game	6.2	4.3
ATTENDANCE	97599	26684
Home games-Avg/Game	6-16266	3-8221
Neutral site-Avg/Game	-	1-2020

Date	Opponent		Score	Att.
11/13/15	#6/10 OHIO STATE	w	88-80	16815
@ 11/27/15	vs #16/18 Arizona State	w	60-58	2020
12/06/15	#14/13 DUKE	w	66-55	16429
* 01/10/16	#20/- MISSOURI	w	83-58	15934
* 01/14/16	at #9/9 Kentucky	w	73-62	5527
* 01/17/16	#15/11 TEXAS A&M	w	59-58	15406
* 01/24/16	at #10/10 Mississippi State	w	57-51	10626
* 01/31/16	at #10/10 Texas A&M	w	70-63	8511
* 02/04/16	#18/18 KENTUCKY	w	78-68	15015
02/08/16	#1/1 UCONN	L	54-66	18000

* = Conference game

@ = Rainbow Wahine Showdown (Honolulu, Hawaii)

< = Carolinas Challenge (Myrtle Beach, S.C.)

Score by Periods	1st	2nd	3rd	4th	Totals
South Carolina	146	155	171	216	688
Opponents	143	155	154	167	619



2015-16 South Carolina Basketball
#2/2 South Carolina Combined Team Statistics (as of Feb 04, 2016)
Conference games



RECORD:	OVERALL	HOME	AWAY	NEUTRAL
ALL GAMES	10-0	5-0	5-0	0-0
CONFERENCE	10-0	5-0	5-0	0-0
NON-CONFERENCE	0-0	0-0	0-0	0-0

##	Player	gp-gs	min	avg	Total		3-Point		F-Throw		Rebounds				pf	dq	a	to	blk	stl	pts	avg
					fg-fga	fg%	3fg-fga	3fg%	ft-fa	ft%	off	def	tot	avg								
22	WILSON, A'ja	10-10	282	28.2	60-114	.526	0-0	.000	40-57	.702	28	63	91	9.1	25	0	16	22	33	5	160	16.0
25	MITCHELL, Tiffany	10-10	297	29.7	50-117	.427	14-48	.292	37-46	.804	9	15	24	2.4	20	0	28	28	1	20	151	15.1
41	COATES, Alaina	10-10	292	29.2	48-67	.716	0-0	.000	28-50	.560	27	85	112	11.2	22	0	20	14	9	10	124	12.4
23	ROY, Tina	10-2	231	23.1	29-76	.382	27-66	.409	4-9	.444	1	11	12	1.2	4	0	24	12	0	9	89	8.9
05	SESSIONS, Khadijah	10-10	290	29.0	26-49	.531	8-18	.444	20-31	.645	6	19	25	2.5	21	1	21	15	2	21	80	8.0
01	CUEVAS, Bianca	10-0	154	15.4	15-50	.300	2-16	.125	11-16	.688	2	8	10	1.0	11	0	15	16	0	11	43	4.3
04	CLINEY, Doniyah	8-0	82	10.3	8-20	.400	1-3	.333	5-10	.500	3	4	7	0.9	15	0	6	5	0	2	22	2.8
40	WHITE, Jatarie	10-0	122	12.2	8-21	.381	0-2	.000	11-18	.611	10	13	23	2.3	15	0	2	7	2	3	27	2.7
24	IMOVBIH, Sarah	10-0	107	10.7	11-21	.524	0-0	.000	2-9	.222	21	16	37	3.7	17	0	2	11	2	1	24	2.4
31	DOZIER, Asia	8-8	133	16.6	3-19	.158	2-13	.154	3-4	.750	2	8	10	1.3	9	0	16	11	0	2	11	1.4
03	DUCKETT, Kaydra	1-0	7	7.0	0-0	.000	0-0	.000	0-0	.000	0	2	2	2.0	2	0	0	2	0	1	0	0.0
44	FARMER, India	1-0	3	3.0	0-0	.000	0-0	.000	0-0	.000	0	1	1	1.0	0	0	0	0	0	0	0	0.0
Team											15	17	32									
Total.....		10	2000		258-554	.466	54-166	.325	161-250	.644	124	262	386	38.6	161	1	150	143	49	85	731	73.1
Opponents.....		10	2000		218-596	.366	35-148	.236	102-136	.750	121	208	329	32.9	223	8	115	147	26	59	573	57.3

TEAM STATISTICS	SC	OPP	Date	Opponent	Score	Att.
SCORING	731	573	* 01/03/16	ARKANSAS	w 85-32	13407
Points per game	73.1	57.3	* 01/07/16	at Vanderbilt	w 71-61	2547
Scoring margin	+15.8	-	* 01/10/16	#20/- MISSOURI	w 83-58	15934
FIELD GOALS-ATT	258-554	218-596	* 01/14/16	at #9/9 Kentucky	w 73-62	5527
Field goal pct	.466	.366	* 01/17/16	#15/11 TEXAS A&M	w 59-58	15406
3 POINT FG-ATT	54-166	35-148	* 01/21/16	at Auburn	w 74-58	2419
3-point FG pct	.325	.236	* 01/24/16	at #10/10 Mississippi State	w 57-51	10626
3-pt FG made per game	5.4	3.5	* 01/28/16	OLE MISS	w 81-62	14313
FREE THROWS-ATT	161-250	102-136	* 01/31/16	at #10/10 Texas A&M	w 70-63	8511
Free throw pct	.644	.750	* 02/04/16	#18/18 KENTUCKY	w 78-68	15015
F-Throws made per game	16.1	10.2				
REBOUNDS	386	329				
Rebounds per game	38.6	32.9				
Rebounding margin	+5.7	-				
ASSISTS	150	115				
Assists per game	15.0	11.5				
TURNOVERS	143	147				
Turnovers per game	14.3	14.7				
Turnover margin	+0.4	-				
Assist/turnover ratio	1.0	0.8				
STEALS	85	59				
Steals per game	8.5	5.9				
BLOCKS	49	26				
Blocks per game	4.9	2.6				
ATTENDANCE	74075	29630				
Home games-Avg/Game	5-14815	5-5926				
Neutral site-Avg/Game	-	0-0				

* = Conference game

@ = Rainbow Wahine Showdown (Honolulu, Hawaii)

< = Carolinas Challenge (Myrtle Beach, S.C.)

Score by Periods	1st	2nd	3rd	4th	Totals
#2/2 South Carolina	141	178	203	209	731
Opponents	114	138	148	173	573



2015-16 South Carolina Basketball
#2/2 South Carolina Combined Team Statistics (as of Feb 08, 2016)
All games



RECORD:	OVERALL	HOME	AWAY	NEUTRAL
ALL GAMES	22-1	11-1	8-0	3-0
CONFERENCE	10-0	5-0	5-0	0-0
NON-CONFERENCE	12-1	6-1	3-0	3-0

##	Player	gp-gs	min	avg	Total		3-Point		F-Throw		Rebounds				pf	dq	a	to	blk	stl	pts	avg
					fg-fga	fg%	3fg-fga	3fg%	ft-fga	ft%	off	def	tot	avg								
22	WILSON, A'ja	21-21	559	26.6	137-254	.539	0-0	.000	73-105	.695	60	129	189	9.0	51	1	29	41	65	14	347	16.5
25	MITCHELL, Tiffany	23-23	691	30.0	107-258	.415	38-112	.339	81-99	.818	25	43	68	3.0	41	0	54	61	5	40	333	14.5
41	COATES, Alaina	23-22	604	26.3	115-171	.673	0-0	.000	55-102	.539	65	164	229	10.0	54	0	24	37	34	23	285	12.4
01	CUEVAS, Bianca	23-0	388	16.9	52-146	.356	8-46	.174	38-53	.717	5	31	36	1.6	24	0	35	37	2	26	150	6.5
05	SESSIONS, Khadijah	23-23	601	26.1	49-102	.480	11-31	.355	39-61	.639	15	44	59	2.6	50	1	57	33	2	45	148	6.4
23	ROY, Tina	23-12	477	20.7	48-145	.331	45-124	.363	4-9	.444	4	29	33	1.4	10	0	55	23	1	12	145	6.3
24	IMOVBIQH, Sarah	23-3	319	13.9	44-69	.638	0-0	.000	22-47	.468	57	62	119	5.2	34	0	5	19	3	7	110	4.8
40	WHITE, Jatarie	23-0	317	13.8	25-70	.357	0-3	.000	25-39	.641	22	52	74	3.2	43	0	12	16	10	5	75	3.3
31	DOZIER, Asia	20-11	329	16.5	21-62	.339	11-40	.275	10-12	.833	4	18	22	1.1	16	0	40	23	0	7	63	3.2
04	CLINEY, Doniyah	9-0	102	11.3	9-23	.391	2-5	.400	6-12	.500	3	4	7	0.8	17	0	7	6	0	2	26	2.9
00	COLLEY, Shay	11-0	142	12.9	11-31	.355	3-12	.250	5-8	.625	8	12	20	1.8	18	0	13	16	1	7	30	2.7
03	DUCKETT, Kaydra	8-0	55	6.9	4-9	.444	1-3	.333	0-0	.000	1	7	8	1.0	8	0	5	4	1	3	9	1.1
44	FARMER, India	4-0	16	4.0	0-4	.000	0-3	.000	0-0	.000	1	3	4	1.0	2	0	0	0	2	0	0	0.0
Team											37	42	79				7					
Total.....		23	4600		622-1344	.463	119-379	.314	358-547	.654	307	640	947	41.2	368	2	336	323	126	191	1721	74.8
Opponents.....		23	4600		484-1376	.352	101-357	.283	240-343	.700	280	481	761	33.1	501	16	246	345	71	153	1309	56.9

TEAM STATISTICS	SC	OPP	Date	Opponent	Score	Att.
SCORING	1721	1309	11/13/15	#6/10 OHIO STATE	w 88-80	16815
Points per game	74.8	56.9	11/15/15	UNCG	w 92-44	13607
Scoring margin	+17.9	-	11/18/15	at Clemson	w 67-41	1030
FIELD GOALS-ATT	622-1344	484-1376	11/22/15	at UCLA	w 68-65	2018
Field goal pct	.463	.352	@ 11/27/15	vs #16/18 Arizona State	w 60-58	2020
3 POINT FG-ATT	119-379	101-357	@ 11/28/15	vs CSU Bakersfield	w 90-71	2152
3-point FG pct	.314	.283	@ 11/29/15	at Hawaii	w 67-51	2073
3-pt FG made per game	5.2	4.4	12/06/15	#14/13 DUKE	w 66-55	16429
FREE THROWS-ATT	358-547	240-343	12/13/15	WINTHROP	w 86-37	13409
Free throw pct	.654	.700	12/16/15	HAMPTON	w 86-48	12117
F-Throws made per game	15.6	10.4	< 12/20/15	vs East Carolina	w 88-57	0
REBOUNDS	947	761	12/22/15	ELON	w 78-63	13670
Rebounds per game	41.2	33.1	* 01/03/16	ARKANSAS	w 85-32	13407
Rebounding margin	+8.1	-	* 01/07/16	at Vanderbilt	w 71-61	2547
ASSISTS	336	246	* 01/10/16	#20/- MISSOURI	w 83-58	15934
Assists per game	14.6	10.7	* 01/14/16	at #9/9 Kentucky	w 73-62	5527
TURNOVERS	323	345	* 01/17/16	#15/11 TEXAS A&M	w 59-58	15406
Turnovers per game	14.0	15.0	* 01/21/16	at Auburn	w 74-58	2419
Turnover margin	+1.0	-	* 01/24/16	at #10/10 Mississippi State	w 57-51	10626
Assist/turnover ratio	1.0	0.7	* 01/28/16	OLE MISS	w 81-62	14313
STEALS	191	153	* 01/31/16	at #10/10 Texas A&M	w 70-63	8511
Steals per game	8.3	6.7	* 02/04/16	#18/18 KENTUCKY	w 78-68	15015
BLOCKS	126	71	02/08/16	#1/1 UCONN	L 54-66	18000
Blocks per game	5.5	3.1				
ATTENDANCE	178122	38923				
Home games-Avg/Game	12-14844	8-4344				
Neutral site-Avg/Game	-	3-1391				

* = Conference game

@ = Rainbow Wahine Showdown (Honolulu, Hawaii)

< = Carolinas Challenge (Myrtle Beach, S.C.)

Score by Periods	1st	2nd	3rd	4th	Totals
#2/2 South Carolina	386	409	464	462	1721
Opponents	306	310	346	347	1309