

FLORIDA™

MEN'S BASKETBALL

Release Date: Dec. 20, 2016



Florida (8-3/0-0 SEC) vs. Little Rock (9-3/0-0 Sun Belt)
Exactech Arena at the Stephen C. O'Connell Center (10,133)
Gainesville, Fla. | Game 12 | Dec. 21, 2016 | 7 p.m.



Exactech® Arena



O'CONNELL CENTER

COACHES

Mike White

29-18 | 2nd season at Florida
130-58 | 6th season overall

Wes Flanigan

9-3 | 1st season at Little Rock/overall

BROADCAST INFORMATION

TV: SEC Network

Streaming | WatchESPN

Play-by-Play: Rich Hollenberg

Analyst: Kyle Macy

Reporter: Steffi Sorensen

Radio | Gator IMG Sports Network

Play-by-Play: Mick Hubert

Analyst: Bill Koss

TICKET INFORMATION

Tickets Available

Contact the Gator Ticket Office

352-375-4683 x6800

FloridaGators.com/tickets

SOCIAL MEDIA

Facebook, Twitter & Instagram: @GatorsMBK

NOTABLE NUMBERS

295

Florida makes its return to Exactech Arena 295 days after the team last appeared on its home court. In the meantime, the home of the Gators underwent a \$64.5 million renovation.

11

The Gators finally return to Gainesville after playing their first 11 games around the state. Dating back to last season, Florida played 17 straight games away from home in 11 different venues.

534

Though this will be the first game post-renovation in Exactech Arena, it will be the 534th game the Gators have played at the O'Connell Center. Beginning with the building's original opening on Dec. 30, 1980, Florida has compiled a 417-116 (.782) record at the O'Connell Center.

46

Kasey Hill's 46 career home games played are the most on the Gators' roster.

• Florida returns home to open the renovated Exactech Arena at the Stephen C. O'Connell Center.

• The arena's \$64.5 million upgrade includes a grand entrance, chairback seating throughout the arena, premium seating and club space, new locker rooms, new concourses with updated concessions and bathrooms, a center-hung scoreboard, new corner video boards, and new lighting and sound systems.

• It marks the Gators' first home game since March 1, a span of 295 days that included 17 consecutive games outside of Gainesville dating back to last season.

• The Gators are 1-0 all-time against Little Rock, previously defeated the Trojans in 2013. Kasey Hill had 14 points and six assists in the contest, which was the third game of his career.

• Florida got back on track with an 87-46 rout of Charlotte in the Orange Bowl Classic after suffering back-to-back losses for the first time this season. Devin Robinson was named MVP of the game with 15 points and nine rebounds.

• UF bounced back from its first loss of the season to defeat Miami after coming up short against 11th-ranked Gonzaga. The Gators posted a 31-17 advantage over the final 15 minutes to win the game, sparked by Keith Stone's 15 points and team-high eight rebounds off the bench.

• The Gators posted a hard-fought 81-76 win vs. Seton Hall, with KeVaughn Allen (21) and Canyon Barry (20) both topping 20 points. Barry scored six points during a 10-0 second-half run that turned a five-point UF deficit into a five-point lead.

• Six different players led the team in scoring within the first eight games of the season, and eight players had at least one double-figure scoring game in that time.

• Devin Robinson has emerged as a more consistent performer and vocal leader in the early going of his junior season, while Canyon Barry gives the Gators a scoring threat at all three levels off the bench.

• John Egbunu has had a remarkable emergence as a more proficient shot-blocker recently, swatting four in each of the Gators' three AdvoCare Invitational games.

• Preseason All-SEC guard KeVaughn Allen leads the Gators in scoring, with the ability to score in bunches when he makes himself the aggressor on the offensive end.

• Justin Leon continues to be a steady effort and hustle guy, while also providing great consistency as a spot-up 3-point threat.

• Kasey Hill became the 10th Gator in history to reach 400 career assists, recently passing Taurean Green in the record books.

• Despite coming off the bench, Chris Chiozza has provided a steady veteran presence in the backcourt with the ability to make an impact on the game whether scoring or not.

• Kevarrus Hayes has grown into a capable post player, who is especially effective defensively and gives consistent effort, while Keith Stone broke out for 15 points and eight rebounds in the win vs. Miami.

NOVEMBER

11	vs. FGCU (Jacksonville)	SECN +	W	80-59
13	vs. Mercer (Jacksonville)	ESPNU	W	76-54
17	vs. St. Bonaventure (Lakeland)	SECN +	W	73-66
21	vs. Belmont (Tampa)	SECN	W	78-61
24	vs. Seton Hall (Orlando)	ESPNU	W	81-76
25	vs. #11 Gonzaga (Orlando)	ESPNU	L	72-77
27	vs. Miami (Orlando)	ESPNU	W	65-56

DECEMBER

1	at North Florida	ESPNU	W	91-60
6	vs. #5/4 Duke (New York)	ESPN	L	74-84
11	at Florida State	ESPNU	L	78-83
17	vs. Charlotte (Sunrise)	FS2/Sun	W	87-46
21	Little Rock	SECN		7 p.m.
29	at Arkansas	SECN		9 p.m.

JANUARY

3	Ole Miss	ESPNU		7 p.m.
7	Tennessee	ESPNU		5:15 p.m.
10	at Alabama	ESPNU		9 p.m.
14	Georgia	ESPNU/2		12 p.m.
18	at South Carolina	SECN		6:30 p.m.
21	Vanderbilt	CBS		12 p.m.
25	at LSU	SECN		9 p.m.
28	at Oklahoma (SEC/B12)	ESPN		2 p.m.

FEBRUARY

2	Missouri	ESPNU/2		7 p.m.
4	Kentucky	ESPNU/2		2:08 p.m.
7	at Georgia	ESPNU		7 p.m.
11	Texas A&M	ESPNU/2		12 p.m.
14	at Auburn	SECN		7 p.m.
18	at Mississippi State	ESPNU/2		2 p.m.
21	South Carolina	ESPN		7 p.m.
25	at Kentucky	CBS		2 p.m.

MARCH

1	Arkansas	ESPNU		7 p.m.
4	at Vanderbilt	ESPNU/2		2 p.m.
8-12	SEC Tournament (Nashville)			

FLORIDAGATORS.COM

Contact: Denver Parler | denverp@gators.ufl.edu | 352-375-4683 ext. 6135

FLORIDA PROBABLE STARTERS

#	Name	Pos.	Ht.	Wt.	Cl.	P/RPG
1	Devin Robinson	F	6-8	200	Jr.	11.6/5.7
23	Justin Leon	F	6-8	196	Sr.	7.1/3.6
13	Kevarrus Hayes	C	6-9	218	So.	4.7/3.4
0	Kasey Hill	G	6-1	175	Sr.	9.2/4.2a
5	KeVaughn Allen	G	6-2	183	So.	13.1/2.0

OPPONENT PROBABLE STARTERS

#	Name	Pos.	Ht.	Wt.	Cl.	P/RPG
1	Jalen Jackson	F	6-6	215	Sr.	11.6/4.8
10	Maurius Hill	F	6-5	220	Sr.	10.4/6.2
12	Lis Shoshi	F	6-11	225	Sr.	9.7/8.8
13	Marcus Johnson Jr.	G	5-11	175	Sr.	14.8/3.2
23	Kemy Osse	G	6-1	208	RSr.	11.1/4.1

0

**KASEY
HILL**Guard
Senior
Umatilla, Fla.
6-1 | 175

Stuffed the box score vs. Duke with 13 points, seven rebounds and six assists...Scored 18 points both 2016 SEC Tournament games, his season high...Has three career game with 8+ assists and 1 or fewer turnovers.

Year	GP	GS	Min	Avg	FG	FGA	Pct	3FG	3A	Pct	FT	FTA	Pct	OR	DR	Tot	Avg	PF	FO	Ast	TO	Blk	Stl	Pts	Avg
2016-17	11	11	309	28.1	35	85	.412	2	13	.154	29	39	.744	7	26	33	3.0	25	1	46	30	3	15	101	9.2
TOTAL	112	68	2870	25.6	299	762	.392	34	141	.241	207	352	.588	41	218	259	2.3	245	6	415	224	27	137	839	7.5

1

**DEVIN
ROBINSON**Forward
Junior
Chesterfield, Va.
6-8 | 200

Has the most double-digit scoring games on the team this season...Scored 15 points and drew three charges in last season's home date vs. Ole Miss, which White called Robinson's best performance as a Gator...Posted three double-doubles during his sophomore season.

Year	GP	GS	Min	Avg	FG	FGA	Pct	3FG	3A	Pct	FT	FTA	Pct	OR	DR	Tot	Avg	PF	FO	Ast	TO	Blk	Stl	Pts	Avg
2016-17	11	11	270	24.5	44	80	.550	7	21	.333	33	41	.805	20	43	63	5.7	24	2	8	9	7	13	128	11.6
TOTAL	80	46	1730	21.6	236	523	.451	64	209	.306	127	174	.730	108	248	356	4.5	168	7	48	69	41	48	663	8.3

2

**ERIC
HESTER**Guard
Freshman
Clearwater, Fla.
6-3 | 167

The first high school recruit to commit to the Gators under head coach Mike White...Has a 6-foot-10 wingspan and the motor to be an elite defender...Named a top-100 player in USA Today's composite rankings...Rivals and 247 Sports four-star prospect.

Year	GP	GS	Min	Avg	FG	FGA	Pct	3FG	3A	Pct	FT	FTA	Pct	OR	DR	Tot	Avg	PF	FO	Ast	TO	Blk	Stl	Pts	Avg
2016-17	7	0	38	5.4	4	9	.444	2	7	.286	1	2	.500	0	1	1	0.1	6	0	2	2	0	3	11	1.6

5

**KEVAUGHN
ALLEN**Guard
Sophomore
Little Rock, Ark.
6-2 | 183

Scored 21 points against Seton Hall...Established his ability to score in bunches during a productive freshman season...Exploded for 32 points vs. Florida State and added a 27-point performance in Florida's win at Ole Miss.

Year	GP	GS	Min	Avg	FG	FGA	Pct	3FG	3A	Pct	FT	FTA	Pct	OR	DR	Tot	Avg	PF	FO	Ast	TO	Blk	Stl	Pts	Avg
2016-17	11	11	297	27.0	53	123	.431	17	53	.321	21	24	.875	3	19	22	2.0	19	0	14	19	4	14	144	13.1
TOTAL	47	45	1275	27.1	187	459	.407	68	215	.316	120	141	.851	21	98	119	2.5	75	0	71	54	9	55	562	12.0

11

**CHRIS
CHIOZZA**Guard
Junior
Memphis, Tenn.
6-0 | 176

The Gators' assists and assist-to-turnover ratio leader last season...An attacking point guard with the ability to distribute or score himself...His 62 career 3-pointers made are the most on the team.

Year	GP	GS	Min	Avg	FG	FGA	Pct	3FG	3A	Pct	FT	FTA	Pct	OR	DR	Tot	Avg	PF	FO	Ast	TO	Blk	Stl	Pts	Avg
2016-17	11	0	217	19.7	20	52	.385	7	25	.280	24	30	.800	5	22	27	2.5	28	1	35	15	0	19	71	6.5
TOTAL	80	33	1826	22.8	150	415	.361	69	218	.317	92	133	.692	28	175	203	2.5	164	4	263	121	3	97	461	5.8

12

**GORJOK
GAK**Forward/Center
Freshman
Sydney, Australia
6-11 | 231

Runs the floor extremely well, and his 7-foot-4 wingspan enables him to play well above the rim...Good ball handler for his size, and possesses a soft touch around the basket.

Year	GP	GS	Min	Avg	FG	FGA	Pct	3FG	3A	Pct	FT	FTA	Pct	OR	DR	Tot	Avg	PF	FO	Ast	TO	Blk	Stl	Pts	Avg
2016-17	6	0	26	4.3	2	4	.500	0	0	.000	1	2	.500	1	7	8	1.3	9	0	0	3	0	1	5	0.8

13

**KEVARRIUS
HAYES**Forward/Center
Sophomore
Live Oak, Fla.
6-9 | 218

Posted 5 blocked shots in the season opener vs. FGCU (11/11)...Has shown improved strength and is a solid post defender off the bench...Brings maximum effort to the court every day...A long and athletic shot-blocker and rebounder who moves extremely well.

Year	GP	GS	Min	Avg	FG	FGA	Pct	3FG	3A	Pct	FT	FTA	Pct	OR	DR	Tot	Avg	PF	FO	Ast	TO	Blk	Stl	Pts	Avg
2016-17	11	1	153	13.9	17	33	.515	0	0	.000	18	26	.692	16	21	37	3.4	22	0	1	5	15	4	52	4.7
TOTAL	46	7	556	12.1	52	83	.627	0	0	.000	46	85	.541	61	68	129	2.8	86	0	8	22	35	15	150	3.3

15

**JOHN
EGBUNU**Center
Junior (R)
Bauchi, Nigeria
6-11 | 255

Showing improved shot-blocking instincts and increased persistence on the glass this season...Scored a career-high 27 points (including nine dunks) vs. Kentucky...One of the team's best communicators on defense.

Year	GP	GS	Min	Avg	FG	FGA	Pct	3FG	3A	Pct	FT	FTA	Pct	OR	DR	Tot	Avg	PF	FO	Ast	TO	Blk	Stl	Pts	Avg
2016-17	10	10	253	25.3	30	70	.429	1	1	1.000	29	50	.580	33	44	77	7.7	25	0	2	15	24	4	90	9.0
TOTAL	44	40	1110	25.2	179	322	.556	1	1	1.000	121	223	.543	125	172	297	6.8	135	6	14	74	72	19	480	10.9
All*	76	71	1903	25.0	268	473	.567	1	2	.500	181	333	.544	205	290	495	6.5	227	7	26	129	115	29	718	9.4

23

**JUSTIN
LEON**Forward
Senior
Conway, Ark.
6-8 | 206

Scored a career-best 17 points in Florida's win vs. Mercer (11/13), including a 3-for-5 night from 3-point range...High-motor player who earned his way into the starting lineup on a semi-regular basis in his first season with the Gators...Finished the season with UF's top 3-point percentage.

Year	GP	GS	Min	Avg	FG	FGA	Pct	3FG	3A	Pct	FT	FTA	Pct	OR	DR	Tot	Avg	PF	FO	Ast	TO	Blk	Stl	Pts	Avg
2016-17	11	11	229	20.8	28	52	.538	14	28	.500	8	13	.615	17	23	40	3.6	25	0	5	6	1	4	78	7.1
TOTAL	45	22	736	16.4	100	198	.505	39	95	.411	20	39	.513	63	84	147	3.3	77	0	16	27	6	14	259	5.8

24

**CANYON
BARRY**Guard
Grad / Senior (R)
Colorado Springs, Colo.
6-6 | 215

Posted his first 20-point game as a Gator vs. Seton Hall...Scored 8 of his team-high 17 points vs. Belmont as part of a second-half 16-0 Florida run...Prolific scorer who was averaging 19.7 points at College of Charleston before a season-ending shoulder injury...Grad transfer to UF, studying nuclear engineering.

Year	GP	GS	Min	Avg	FG	FGA	Pct	3FG	3A	Pct	FT	FTA	Pct	OR	DR	Tot	Avg	PF	FO	Ast	TO	Blk	Stl	Pts	Avg
2016-17	11	0	250	22.7	39	99	.394	9	36	.250	38	45	.844	14	27	41	3.7	8	0	9	10	5	10	125	11.4
All*	81	58	2385	29.4	340	903	.377	127	379	.335	211	271	.779	64	246	310	3.8	134	2	112	159	34	69	1018	12.6

25

**KEITH
STONE**Forward
Freshman (R)
Deerfield Beach, Fla.
6-8 | 240

Broke out for 15 points and 8 rebounds in the Gators' win vs. Miami...Strength, athleticism and handle to be a versatile inside-out player...A skilled offensive player who can score in a variety of ways...Spent last season working tirelessly in the weight room, shedding about 15 pounds before putting it back on as muscle.

Year	GP	GS	Min	Avg	FG	FGA	Pct	3FG	3A	Pct	FT	FTA	Pct	OR	DR	Tot	Avg	PF	FO	Ast	TO	Blk	Stl	Pts	Avg
2016-17	11	0	137	12.5	15	37	.405	4	12	.333	10	12	.833	10	13	23	2.1	10	0	6	8	5	2	44	4.0

NOTE: All* line includes stats at previous school. TOTAL line is UF only.

STARTING LINEUPS						STAT LEADERS				
	1	2	3	4	5	Points	Rebounds	Assists	Steals	Blocks
vs. FGCU	Hill	Allen	Robinson	Leon	Egbunu	14-Robinson	8-Egbunu	4-Hill	3-Chiozza/Robinson	5-Hayes
vs. Mercer	Hill	Allen	Robinson	Leon	Egbunu	17-Leon	9-Robinson	5-Allen	2-Allen/Robinson	2-Allen/Egbunu
vs. St. Bonaventure	Hill	Allen	Robinson	Leon	Egbunu	16-Allen/Barry	10-Egbunu	4-Hill	2-Allen/Chiozza	3-Hayes
vs. Belmont	Hill	Allen	Robinson	Leon	Egbunu	17-Barry	8-Egbunu	5-Hill	3-Chiozza/Hill	2-Hayes
vs. Seton Hall	Hill	Allen	Robinson	Leon	Egbunu	21-Allen	10-Egbunu	2-Barry/Chiozza/Hill	1-Four tied	4-Egbunu
vs. Gonzaga	Hill	Allen	Robinson	Leon	Egbunu	18-Robinson	7-Egbunu	7-Hill	2-Barry/Hill	4-Egbunu
vs. Miami	Hill	Allen	Robinson	Leon	Egbunu	16-Hill	8-Stone	5-Chiozza	2-Barry/Hill/Robinson	4-Egbunu
at North Florida	Hill	Allen	Robinson	Leon	Egbunu	16-Chiozza	6-Robinson	9-Chiozza	3-Allen/Chiozza	3-Egbunu
vs. Duke	Hill	Allen	Robinson	Leon	Egbunu	21-Allen	12-Egbunu	6-Hill	2-Barry/Robinson	3-Egbunu
at Florida State	Hill	Allen	Robinson	Leon	Egbunu	21-Hill	7-Hayes	4-Chiozza	2-Hill	1-Barry/Egbunu
vs. Charlotte	Hill	Allen	Robinson	Leon	Hayes	16-Barry	9-Robinson	5-Hill	5-Chiozza	2-Rimmer/Stone
Little Rock										
at Arkansas										
Ole Miss										
Tennessee										
at Alabama										
Georgia										
at South Carolina										
Vanderbilt										
at LSU										
at Oklahoma										
Missouri										
Kentucky										
at Georgia										
Texas A&M										
at Auburn										
at Mississippi State										
South Carolina										
at Kentucky										
Arkansas										
at Vanderbilt										
MISC. SCORING						NOTABLE				
UF/Opp.	Paint	Off T/O	2nd Ch.	Fastbreak	Bench					
vs. FGCU	46/26	24/7	16/13	14/4	28/22	UF overcame a 5-point deficit with a 15-0 second-half run and allowed just 9 points in the final 16 minutes.				
vs. Mercer	22/18	22/6	24/12	4/2	22/20	Florida allowed just 14 first-half points, the fewest in a half under White...All 12 players appeared and scored.				
vs. St. Bonaventure	28/26	22/23	12/17	8/8	25/7	The Gators' 15-point lead was erased before a 7-0 run, including 2 run-out dunks, in the final minute.				
vs. Belmont	30/26	20/13	13/4	4/0	36/17	Florida opened the game on a 15-0 run & added a 16-0 run in the second half...UF forced 21 turnovers.				
vs. Seton Hall	24/34	16/23	12/15	4/6	34/21	The Gators used a 10-0 run to go from 47-42 down to 52-47 ahead with 11:30 to play...3 Gators fouled out.				
vs. Gonzaga	26/36	13/3	18/9	2/4	14/19	Robinson scored UF's first 9 points...Gonzaga's 10-0 run put the Bulldogs up 63-57 at the 6:51 mark.				
vs. Miami	36/26	21/9	8/13	6/2	19/10	Stone broke out with 15 points off the bench...Gators weathered a 7-minute FG drought to start the 2nd half.				
at North Florida	38/18	38/19	13/5	2/0	51/16	UF posted a .585 FG%, its best under White, and forced 20 turnovers...Dallas Moore led UNF with 31 points.				
vs. Duke	40/36	12/17	9/14	10/8	13/22	Florida turned the ball over 10 times in the first half as Duke built a 10-point lead...Luke Kennard scored 29.				
at Florida State	42/34	25/12	11/10	15/10	18/19	UF sliced a 13-point deficit to 3 in the final 2 minutes, but fell short...Barry scored his 1,000th career point.				
vs. Charlotte	38/14	21/13	14/2	10/0	45/23	Florida allowed 14 FG on .275 FG% & forced 20 turnovers...Robinson, Barry combined for 31 points on 12 FGA.				
Little Rock										
at Arkansas										
Ole Miss										
Tennessee										
at Alabama										
Georgia										
at South Carolina										
Vanderbilt										
at LSU										
at Oklahoma										
Missouri										
Kentucky										
at Georgia										
Texas A&M										
at Auburn										
at Mississippi State										
South Carolina										
at Kentucky										
Arkansas										
at Vanderbilt										
Total	370/294	234/145	150/116	79/44	305/196					
Average per game	33.6/26.7	21.3/13.2	13.6/10.5	7.2/4.0	27.7/17.8					

MATCHUP

SERIES HISTORY

- Florida holds a 1-0 lead in the all-time series.
- UF is 14-6 all-time vs. current Sun Belt Conference teams. This will be the Gators' first game against a Sun Belt team under Mike White.

LAST MEETING

- After the Gators entered halftime tied with UALR, UF exploded for 59 points in the second half en route to an 86-56 win on Nov. 16, 2013.
- Casey Prather led the UF attack with 27 points, while Dorian Finney-Smith posted 17 points and nine rebounds in his Florida debut. Prather shot 10-for-11 from the field, while Finney-Smith shot 3-for-4 from 3-point range.
- After being outrebounded in the first half, the Gators responded with a 25-14 edge on the glass in the second half. Florida also stepped up its free throw shooting in the second half, hitting 80 percent (12-for-15) after making just 42.9 percent (6-for-14) in the first half.
- Kasey Hill, the lone remaining Gator from that game, recorded 14 points and six assists in the third game of his career.

ABOUT THE OPPONENT

- Little Rock is the reigning Sun Belt champions, going 30-5 last season and knocking off Purdue in the first round of the NCAA Tournament as a 14-seed.
- The Trojans had won six straight games before falling on the road at Oral Roberts on Monday.
- All five starters average at least 9.7 points per game, led by 5-foot-11 guard Marcus Johnson Jr. at 14.8. Johnson also leads Little Rock with 31 assists.
- Lis Shoshi grabs a team-high 8.8 rebounds per game, while Kemy Osse has hit a team-leading 28 3-pointers.

OPPONENT'S LAST 5 GAMES

Dec. 3	Tulsa	W	72-62
Dec. 8	UAPB	W	67-52
Dec. 10	Central Arkansas	W	70-59
Dec. 14	at Northern Arizona	W	72-67
Dec. 19	at Oral Roberts	L	48-63

OPPONENT'S NEXT 5 GAMES

Dec. 31	ULM
Jan. 2	Louisiana
Jan. 7	at Appalachian State
Jan. 9	at Coastal Carolina
Jan. 14	Arkansas State

UF ALL-TIME VS. LITTLE ROCK (1-0)

Nov. 16, 2013	H	W	86-56
---------------	---	---	-------

UF ALL-TIME VS. CURRENT SUN BELT (14-6)

Feb. 4, 1937	at Georgia Southern	L	35-39
Dec. 30, 1952	vs. Georgia Southern	W	73-61
Dec. 28, 1953	vs. Georgia Southern	L	86-99
Dec. 28, 1983	vs. UL Lafayette	L	65-74
March 14, 1984	^vs. South Alabama	L	87-88
March 14, 1985	^at UL Lafayette	L	64-65
Nov. 29, 1997	Coastal Carolina	W	62-44
Nov. 16, 1998	Georgia Southern	W	76-62
Nov. 30, 1998	Coastal Carolina	W	110-68
Dec. 30, 1999	South Alabama	W	82-61
Nov. 24, 2002	Coastal Carolina	W	88-45
Dec. 19, 2004	Georgia Southern	W	100-68
March 16, 2006	*vs. South Alabama	W	76-50
Dec. 15, 2007	vs. Georgia Southern	W	52-49
Dec. 22, 2008	Georgia Southern	W	88-81
Nov. 18, 2009	Georgia Southern	W	69-49
Nov. 20, 2009	Troy	W	80-58
Dec. 22, 2009	South Alabama	L	66-67
Nov. 16, 2013	Little Rock	W	86-56
Nov. 21, 2014	Louisiana-Monroe	W/OT	61-56

Category	UF	SEC Rank	Opponent
Scoring Offense	77.7	6	74.7
Scoring Defense	65.6	6	65.9
Scoring Margin	+12.1	3	+8.8
Field Goal Pct.	.447	8	.457
Field Goal Pct. Def.	.411	6	.419
3-Pt. FG Pct.	.320	11	.363
3-Pt. FG Pct. Def.	.329	7	.346
3-Pt. FG Made	5.7	14	6.8
3-Pt. FG Allowed	6.2	3	6.9
Free Throw Pct.	.743	5	.712
Free Throws Made	19.5	2	15.3
Rebounds	37.1	9	36.8
Opp. Rebounds	35.0	t6	32.8
Offensive Rebounds	12.7	5	10.5
Defensive Rebounds	24.4	13	26.3
Rebounding Margin	+2.1	10	+4.1
Assists	11.6	14	12.6
Turnovers	11.4	t2	12.5
Opp. Turnovers	16.5	3	14.8
Turnover Margin	+5.2	3	+2.3
Assist/TO Ratio	1.0	11	1.0
Steals	8.1	5	6.8
Blocked Shots	6.1	t2	3.5
National rank in parentheses for SEC-leading stats.			

NUMERICAL ROSTER

0	Kasey Hill	G	6-1	175	Sr.	3L	Umatilla, Fla./Montverde Academy
1	Devin Robinson	F	6-8	200	Jr.	2L	Chesterfield, Va./Christchurch School
2	Eric Hester	G	6-3	167	Fr.	HS	Clearwater, Fla./Oldsmar Christian
3	Jalen Hudson	G	6-6	190	Jr.	TR	Richmond, Va./Virginia Tech
5	KeVaughn Allen	G	6-2	183	So.	1L	Little Rock, Ark./North Little Rock
11	Chris Chiozza	G	6-0	176	Jr.	2L	Memphis, Tenn./White Station
12	Gorjok Gak	F/C	6-11	231	Fr.	HS	Sydney, Australia/Victory Rock Prep
13	Kevarrius Hayes	F/C	6-9	218	So.	1L	Live Oak, Fla./Suwanee
15	John Egbunu	C	6-11	255	Jr.-R	1L	Bauchi, Nigeria/USF
21	Dontay Bassett	F	6-9	222	Fr.	HS	Oakland, Calif./Oldsmar Christian
23	Justin Leon	F	6-8	206	Sr.	1L	Conway, Ark./Shawnee (III.) CC
24	Canyon Barry	G	6-6	215	Gr.	TR	Colorado Springs, Colo./College of Charleston
25	Keith Stone	F	6-8	240	Fr.-R	SQ	Deerfield Beach, Fla./Zion Lutheran
32	Schuyler Rimmer	C	6-10	249	Sr.	1L	Orlando, Fla./Stanford

ALPHABETICAL ROSTER

5	KeVaughn Allen	G	6-2	183	So.	1L	Little Rock, Ark./North Little Rock
24	Canyon Barry	G	6-6	215	Gr.	TR	Colorado Springs, Colo./College of Charleston
21	Dontay Bassett	F	6-9	222	Fr.	HS	Oakland, Calif./Oldsmar Christian
11	Chris Chiozza	G	6-0	176	Jr.	2L	Memphis, Tenn./White Station
15	John Egbunu	C	6-11	255	Jr.-R	1L	Bauchi, Nigeria/USF
12	Gorjok Gak	F/C	6-11	231	Fr.	HS	Sydney, Australia/Victory Rock Prep
13	Kevarrius Hayes	F/C	6-9	218	So.	1L	Live Oak, Fla./Suwanee
2	Eric Hester	G	6-3	167	Fr.	HS	Clearwater, Fla./Oldsmar Christian
0	Kasey Hill	G	6-1	175	Sr.	3L	Umatilla, Fla./Montverde Academy
3	Jalen Hudson	G	6-6	190	Jr.	TR	Richmond, Va./Virginia Tech
23	Justin Leon	F	6-8	206	Sr.	1L	Conway, Ark./Shawnee (III.) CC
32	Schuyler Rimmer	C	6-10	249	Sr.	1L	Orlando, Fla./Stanford
1	Devin Robinson	F	6-8	200	Jr.	2L	Chesterfield, Va./Christchurch School
25	Keith Stone	F	6-8	240	Fr.-R	SQ	Deerfield Beach, Fla./Zion Lutheran

Head Coach: Mike White (Ole Miss '00)

Assistant Coaches: Dusty May (Indiana '00), Jordan Mincy (Kent State '09), Darris Nichols (West Virginia '08)

Head Athletic Trainer: Dave Werner

Strength & Conditioning Coordinator: Preston Greene

Director of Basketball Operations: Kyle Church

Video Coordinator: Jonathan Blake

Academic Counselor: Tom Williams

Note: Coach White has no personal preference between Mike or Michael. We use Mike in our materials simply for consistency's sake, and either form is perfectly acceptable in broadcast or print.

PRONUNCIATION GUIDE

KeVaughn Allen	KAY-vawn
Dontay Bassett	DAHN-tay BASS-ett
Chris Chiozza	chee-OH-zah
John Egbunu	egg-B00-noo
Gorjok Gak	GORE-zhahk GACK
Kevarrius Hayes	KEE-vahr-ee-us
Justin Leon	LEE-on
Schuyler Rimmer	SKY-ler
Devin Robinson	DEV-in

CHARTING THE GATORS

ALL-TIME AT FLORIDA

Dunks		
1.	Dwayne Davis	1987-91 168
2.	Eugene McDowell	1981-85 162
3.	David Lee	2001-05 155
4.	Alex Tyus	2007-11 146
5.	Patric Young	2010-14 142
6.	Joakim Noah	2004-07 130
7.	Andrew DeClercq	1991-95 102
8.	Udonis Haslem	1998-2002 101
9.	Al Horford	2004-07 100
10.	John Egbunu	2015-present 90

Assists		
1.	Erving Walker	2008-12 547
2.	Ronnie Montgomery	1984-88 503
3.	Eddie Shannon	1995-99 493
4.	Nick Calathes	2007-09 452
5.	Vernon Delancy	1980-84 427
6.	Greg Williams	1993-97 423
7.	Scottie Wilbekin	2010-14 419
8.	Kasey Hill	2013-present 415
9.	Andrew Moten	1983-87 411
10.	Brett Nelson	1999-2003 406

Steals		
1.	Eddie Shannon	1995-99 204
2.	Brett Nelson	1999-2003 198
	Dan Cross	1991-95 198
4.	Dwayne Davis	1987-91 178
5.	Corey Brewer	2004-07 176
6.	Scottie Wilbekin	2010-14 167
7.	Andrew Moten	1983-87 165
8.	Justin Hamilton	1999-2003 164
9.	Kenyan Weaks	1996-2000 163
10.	Erving Walker	2008-12 159
Chasing the top 10...		
	Kasey Hill	2013-present 137

1,000-POINT CLUB WATCH

Player	Has	Needs
Kasey Hill	839	161

UF SINCE 1996-97

Games with 8/1 or better Assist/Turnover Ratio (career)

1.	Chris Chiozza	2014-present	5
	Eddie Shannon	1995-99	5
3.	Kasey Hill	2013-present	3
	Nick Calathes	2007-09	3
5.	Taurean Green	2004-07	2
	Justin Hamilton	1999-2003	2

- SIGNEES
- **DeAundrae Ballard:** Guard, Southwest Atlanta Christian Academy, Atlanta, Ga.; The 6-foot-6 Ballard is rated a four-star prospect by ESPN and 247Sports and is a member of the ESPN 100 (65th).
 - **Chase Johnson:** Forward, Huntington Prep, Ripley, W.V.; The 6-foot-8 Johnson rates a four-star recruit via ESPN and three-star prospect by 247Sports.
 - **Isaiah Stokes:** Forward/Center, IMG Academy, Memphis, Tenn.; Ranked 60th in the ESPN 100 and a four-star prospect, the 6-foot-8 Stokes is the brother of two-time All-SEC performer Jarnell Stokes.

ODDS & ENDS

2016-17 INDIVIDUAL STAT LEADERS & SEC RANKINGS

Category	Player	Stat	Rank
Scoring	Allen	13.1	t18
Rebounds	Egbunu	7.7	6
FG Pct.	Robinson	.550	*
3-Pt. FG Pct.	Leon	.500	*
3-Pt. FG Made	Allen	1.5	^
FT Pct.	Allen	.875	*
Assists	Hill	4.2	7
Steals	Chiozza	1.7	t5
Blocked Shots	Egbunu	2.4	t2
A/T/O Ratio	Chiozza	2.3	5
Minutes	Hill	28.1	^

*not qualified for rankings; -outside SEC rankings

- GATORS' LAST GAME
- Florida routed Charlotte, 87-46, in the second-largest blowout of the Mike White Era.
 - Devin Robinson won MVP honors for the game with 15 points on 5-for-6 shooting and a game-high nine rebounds.
 - Canyon Barry led UF off the bench with 16 points, while Keith Stone added 10 points on 4-for-5 shooting.
 - Florida used an early 10-0 run to jump out to a 12-3 lead and a 14-0 second-half run to build its lead to 77-33.
 - The Gators limited Charlotte's leading scorer, Jon Davis, to nine points, all of which came in the final seven minutes of the game after UF was ahead by 40+ points.
 - Eric Hester scored a career-high seven points in 14 minutes off the bench.

- GATORS GLAD TO BE HOME
- The Gators played their first 11 games away from Gainesville and, dating back to last season, played 17 straight away from the friendly confines of Exactech Arena.
 - Below is a look at all the venues the Gators visited between its home games on March 1 and Dec. 21.

City/Venue	Games	Record
Jacksonville, Fla.	4	4-0
Jacksonville Veterans Memorial Arena	2	2-0
UNF Arena	2	2-0
Orlando, Fla.; HP Field House	3	2-1
Nashville, Tenn.; Bridgestone Arena	2	1-1
Columbus, Ohio; Value City Arena	1	1-0
Lakeland, Fla.; The Lakeland Center	1	1-0
Sunrise, Fla.; BB&T Center	1	1-0
Tampa, Fla.; Amalie Arena	1	1-0
New York City, N.Y.; Madison Square Garden	1	0-1
Tallahassee, Fla.; Tucker Center	1	0-1
Washington, D.C.; Charles E. Smith Center	1	0-1

2016-17 INDIVIDUAL HONORS

KeVaughn Allen
Preseason All-SEC (2nd team media & coaches)
AdvoCare Invitational All-Tournament Team

John Egbunu
Preseason All-SEC (2nd team coaches)

STANDINGS & RESULTS

2016-17 SEC STANDINGS

	SEC		Overall	
Kentucky	0-0	-	10-1	.909
Arkansas	0-0	-	9-1	.900
South Carolina	0-0	-	9-1	.900
Auburn	0-0	-	8-2	.800
LSU	0-0	-	8-2	.800
Texas A&M	0-0	-	7-3	.700
FLORIDA	0-0	-	8-3	.727
Ole Miss	0-0	-	8-3	.727
Georgia	0-0	-	7-3	.700
Mississippi State	0-0	-	7-3	.700
Tennessee	0-0	-	6-5	.546
Alabama	0-0	-	5-5	.500
Missouri	0-0	-	5-5	.500
Vanderbilt	0-0	-	5-5	.500

AP TOP 25		COACHES TOP 25	
1.	Villanova (56)	1.	Villanova (28)
2.	UCLA (3)	2.	UCLA (2)
3.	Kansas	3.	Kansas (1)
4.	Baylor (6)	4.	*Duke (1)
5.	*Duke	5.	*Kentucky
6.	*Kentucky	6.	Baylor
7.	*Gonzaga	7.	*Gonzaga
8.	North Carolina	8.	North Carolina
9.	Creighton	9.	Creighton
10.	Louisville	10.	Virginia
11.	West Virginia	11.	Louisville
12.	Virginia	12.	West Virginia
13.	Butler	13.	Butler
14.	Wisconsin	14.	Wisconsin
15.	Purdue	15.	Purdue
16.	Indiana	16.	Indiana
17.	Xavier	17.	Xavier
18.	Arizona	18.	Arizona
19.	Saint Mary's	19.	Saint Mary's
20.	Oregon	20.	*South Carolina
21.	*Florida State	21.	Oregon
22.	*South Carolina	22.	*Florida State
23.	Southern California	23.	Cincinnati
24.	Cincinnati	24.	Notre Dame
25.	Notre Dame	25.	Southern California

*2016-17 Florida Opponent

FLORIDA IN THE POLLS & RATINGS							
Date	AP	Coaches	RPI	KenPom	Sagarin	KPI	BPI
Preseason	RV	RV	*	17	*	*	*
Nov. 14	RV	RV	*	13	14	*	*
Nov. 21	RV	RV	*	14	17	*	*
Nov. 28	24	RV	*	11	13	*	*
Dec. 5	21	21	6	12	15	*	*
Dec. 12	RV	RV	5	15	18	*	*
Dec. 19	RV		4	14	14	19	*

*Initial rankings not yet released.

HEAD COACH MIKE WHITE

YEAR-BY-YEAR COACHING RECORD

Year	School	Overall	League	Postseason
2011-12	Louisiana Tech	18-16 .529	6-8 .429	
2012-13	Louisiana Tech	27-7 .794	16-2 .889	NIT 2nd Round (1-1)
2013-14	Louisiana Tech	29-8 .784	13-3 .813	NIT Quarterfinals (2-1)
2014-15	Louisiana Tech	27-9 .750	15-3 .833	NIT Quarterfinals (2-1)
2015-16	Florida	21-15 .583	9-9 .500	NIT Quarterfinals (2-1)
2016-17	Florida	8-3 .727	0-0 -	
Overall	5th Year	130-58 .691	59-25 .702	4 postseasons (7-4)
At UF	1st Year	29-18 .617	9-9 .500	1 postseason (2-1)

WHITE'S WIN-LOSS BREAKDOWN

	2016-17	Florida	Overall
Overall	8-3	29-18	130-58
Home	0-0	12-4	68-9
Away	1-1	7-10	41-39
Neutral	7-2	10-4	21-10
vs. Conference	0-0	9-9	59-25
vs. Conference Home	0-0	6-3	35-7
vs. Conference Away	0-0	3-6	24-18
vs. Non-Conference (Reg. Season)	7-3	16-7	57-24
vs. Non-Conference Home	0-0	6-1	31-2
vs. Non-Conference Away	1-1	2-3	12-17
vs. Non-Conference Neutral	7-2	9-3	15-5
Postseason Play	0-0	3-2	13-9
Conference Tournament	0-0	1-1	6-5
NCAA Tournament	0-0	0-0	0-0
NIT	0-0	2-1	7-4
vs. AP Top 25	0-2	1-9	1-10
vs. AP Top 15	0-2	1-4	1-5
vs. AP Top 10	0-1	1-2	1-3
vs. AP Top 5	0-1	0-2	0-2
vs. AP No. 1	0-0	0-1	0-1
Overtime	0-0	0-1	3-4
November	6-1	11-2	30-9
December	2-2	5-5	25-15
January	0-0	6-3	30-10
February	0-0	3-5	26-11
March	0-0	4-3	19-13
April	0-0	0-0	0-0
Sunday	2-1	3-2	9-5
Monday	1-0	2-0	9-2
Tuesday	0-1	6-7	14-9
Wednesday	0-0	2-2	11-8
Thursday	3-0	4-0	33-9
Friday	1-1	3-2	10-5
Saturday	1-0	9-5	44-20
Scoring 49 or fewer	0-0	0-0	0-1
Scoring 50-59	0-0	2-4	10-12
Scoring 60-69	1-0	3-5	20-24
Scoring 70-79	3-3	10-8	48-16
Scoring 80-89	3-0	10-0	34-4
Scoring 90-99	1-0	3-1	12-1
Scoring 100+	0-0	1-0	6-0
Allowing 49 or fewer	1-0	2-0	17-0
Allowing 50-59	3-0	7-1	32-1
Allowing 60-69	3-0	12-3	44-9
Allowing 70-79	1-1	7-5	31-26
Allowing 80-89	0-2	1-8	4-19
Allowing 90-99	0-0	0-1	2-3
Allowing 100+	0-0	0-0	0-0

The University of Florida hired Mike White as head men's basketball coach, on Thursday, May 7, 2015.

In his first season at the helm, White guided Florida to a 21-15 record, one of three active SEC coaches to post a 20-win season in their first year on the job. It also matched a Florida record for most wins by a first-year head coach.

Under White, the Gators returned to the postseason, advancing to the quarterfinals of the NIT before falling to eventual tournament winner George Washington.

The Gators enter the second year under White's leadership with a unique challenge in front of them, playing the first 11 games of the season away from home as the renovation of Exactech Arena at the Stephen C. O'Connell Center finishes. Florida has a total of just 10 home games this season and is scheduled to re-open the building following the \$64.5 million project on Dec. 21.

White, the 2014-15 Conference USA Coach of the Year, came to the Gators after leading Louisiana Tech to a 101-40 record (.716) over past four seasons, including three straight conference championships. Born in Dunedin, Fla., White brought a wealth of SEC experience to the Gators, as a four-year starter at Ole Miss and later an assistant coach for seven seasons under two different head coaches on the Rebels' bench.

QUOTABLE GATORS

Mike White on playing the team's first 11 games on the road:

"Obviously, I haven't been part of anything like this before. ... You feel like it's been five years since we played in front of our people in Gainesville. You can spend time complaining, but it would be a waste of time. I would trade a brand new arena — and I know our fans would too — to go through what we've done the last few months."

Keith Stone on his breakout performance against Miami:

"I got confidence from my teammates telling me to shoot, and they gave me confidence. Even though I had a bad start they kept telling me 'keep going, you're doing well,' and we just came together as a family."

Devin Robinson on the team's mentality:

"Defense translates to our offense. That's what we try to hang our hats on."

Kasey Hill on getting everyone involved:

"Every day, Coach preaches that we need to get everybody else involved. We have a lot of great shooters, and I don't need to go out and hunt for shots. I think me going out and facilitating is better for the team, and the team will win more games if I do that instead of trying to go get mine."

Justin Leon on the defense:

"When we're able to click and play hard, I think we're a hard team to score on. We're doing a lot of defensive stuff every day, and it's good to see it transition to the game."

Canyon Barry on the closeness of the team:

"Whenever you play basketball, you want to have an impact on the game in some way. I'm blessed to be able to play with these great guys, and I feel like we're a family."



THE LAST TIME...

INDIVIDUAL PERFORMANCES

20 Points: 21, Kasey Hill, at Florida State, 12/11/16

25 Points: 27, John Egbunu, vs. Kentucky, 3/1/16

30 Points: 32, KeVaughn Allen, vs. Florida State, 12/29/15

35 Points: 37, Michael Frazier II, at South Carolina, 3/4/14

40 Points: 40, Eugene McDowell, vs. Biscayne, 12/21/82

50 Points: 54, Tony Miller, vs. Chicago State, 2/29/72

10 Rebounds: 12, John Egbunu, vs. Duke (neutral at New York), 12/6/16

12 Rebounds: 12, John Egbunu, vs. Duke (neutral at New York), 12/6/16

15 Rebounds: 15, Dorian Finney-Smith, at Arkansas, 1/11/14

20 Rebounds: 20, Andrew DeClercq, vs. Kentucky, 1/18/94

25 Rebounds: 25, Neal Walk, vs. Georgia, 3/1/69

30 Rebounds: 31, Neal Walk, vs. Alabama, 1/27/68

10 Assists: 10, Kasey Hill, at Texas A&M, 2/14/15

12 Assists: 13, Nick Calathes, at Georgia, 2/14/09

15 Assists: 17, Jason Williams, vs. Duquesne, 12/3/97

Made 8 Field Goals: 10-for-15, Kasey Hill, at Florida State, 12/11/16

Made 10 Field Goals: 10-for-15, Kasey Hill, at Florida State, 12/11/16

Made 12 Field Goals: 12-for-15, John Egbunu, vs. Kentucky, 3/1/16

Attempted 15 Field Goals: 10-for-15, Kasey Hill, at Florida State, 12/11/16

Attempted 20 Field Goals: 12-for-21, Michael Frazier II, at South Carolina, 3/4/14

Attempted 25 Field Goals: 9-for-26, Anthony Roberson, vs. Tennessee, 1/19/05

Made 5 3-Pointers: 5-for-7, Dorian Finney-Smith, vs. West Virginia, 1/30/16

Made 6 3-Pointers: 6-for-7, KeVaughn Allen, at Ole Miss, 1/16/16

Made 7+ 3-Pointers: 11-for-18, Michael Frazier II, at South Carolina, 3/4/14

Attempted 10 3-Pointers: 4-for-10, Eli Carter, at Texas A&M, 2/14/15

Attempted 12 3-Pointers: 11-for-18, Michael Frazier II, at South Carolina, 3/4/14

Attempted 15 3-Pointers: 11-for-18, Michael Frazier II, at South Carolina, 3/4/14

Made 10 Free Throws: 10-for-12, Kasey Hill, vs. North Carolina (neutral at Bahamas), 11/28/14

Made 12 Free Throws: 13-for-16, Scottie Wilbekin, vs. Missouri, 2/4/14

Made 15 Free Throws: 19-for-22, Joakim Noah, vs. Georgia, 3/1/06

Attempted 10 Free Throws: 9-for-10, Canyon Barry, vs. Charlotte (neutral at Sunrise), 12/17/16

Attempted 15 Free Throws: 8-for-16, Kasey Hill, vs. Georgia, 1/2/16

Attempted 20 Free Throws: 19-for-22, Joakim Noah, vs. Georgia, 3/1/06

4 Blocks: 4, John Egbunu, vs. Miami (neutral at Orlando), 11/27/16

5 Blocks: 5, Kevarrus Hayes, vs. FGCU (neutral at Jacksonville), 11/11/16

6 Blocks: 6, Patric Young, vs. Savannah St., 11/20/12

7 Blocks: 7, Al Horford, vs. Ole Miss, 2/16/05

5 Steals: 5, Chris Chiozza, vs. Charlotte (neutral at Sunrise), 12/17/16

6 Steals: 6, Michael Frazier II, at Vanderbilt, 2/3/15

7 Steals: 7, Dan Werner, vs. Georgia, 2/9/08

Double-Double: Dorian Finney-Smith, at Ohio State, 3/20/16, 16 points/12 rebounds

Double-Double with Points/Assists: Scottie Wilbekin, vs. Missouri, 1/19/13, 13 points/10 assists

Triple-Double: Nick Calathes, vs. Georgia, 1/28/09, 20 points/13 rebounds/10 assists

2 Straight Double-Doubles: John Egbunu, vs. Ole Miss, 2/9/16, 14 points/10 rebounds; vs. Alabama, 2/13/16, 10 points/11 rebounds

3 Straight Double-Doubles: Dorian Finney-Smith, at Texas A&M, 1/12/16, 17 points/12 rebounds; at Ole Miss, 1/16/16, 17 points/10 rebounds; vs. Mississippi State, 1/19/16, 20 points/13 rebounds

4 Straight Double-Doubles: David Lee, vs. Vanderbilt, 2/23/05, 13 points/14 rebounds; at South Carolina, 2/27/05, 13 points/14 rebounds; at Georgia, 3/2/05, 17 points/13 rebounds; vs. Kentucky, 3/6/05, 11 points/10 rebounds

20 Points & 10 assists: Erving Walker, vs. Georgia, 1/27/10, 21 points/10 assists

20 Points & 10 Rebounds: Dorian Finney-Smith, vs. Mississippi State, 1/19/16, 20 points/13 rebounds

20 Points & 15 Rebounds: Dorian Finney-Smith, at Arkansas, 1/11/14, 22 points/15 rebounds

25 Points & 10 Rebounds: Erik Murphy, vs. LSU (SEC Tournament), 3/15/13, 27 points/12 rebounds

25 Points & 15 Rebounds: Greg Stolt, vs. USF, 12/10/96, 33 points/15 rebounds

30 Points & 10 Rebounds: Joakim Noah, vs. Georgia, 3/1/06, 37 points/11 rebounds

30 Points & 15 Rebounds: Greg Stolt, vs. USF, 12/10/96, 33 points/15 rebounds

TEAM PERFORMANCES

85 Points: 87, vs. Charlotte (neutral at Sunrise), 12/17/16

90 Points: 91, at North Florida, 12/1/16

95 Points: 97, at North Florida, 3/15/16

100 Points: 104, vs. North Carolina A&T, 11/16/15

105 Points: 107, vs. Jacksonville, 11/25/11

110 Points: 112, NCAA Tournament vs. Jackson State, 3/16/07

120 Points: 125, vs. FAMU, 12/10/00

130 Points: 131, vs. New Hampshire, 11/29/99

50 Rebounds: 54, vs. Alabama, 2/13/16

55 Rebounds: 57, vs. Richmond, 12/1/15

60 Rebounds: 62, NCAA Tournament vs. Jackson State, 3/16/07

20 Offensive Rebounds: 20, vs. Mercer (neutral at Jacksonville), 11/13/16

25 Offensive Rebounds: 27, vs. Bethune-Cookman, 12/11/99

Made 35 Field Goals: 35-for-68, at North Florida, 3/15/16

Made 40 Field Goals: 42-for-73, vs. North Carolina A&T, 11/18/10

Made 45 Field Goals: 46-for-81, vs. New Hampshire, 11/29/99

Attempted 65 Field Goals: 24-for-65, vs. Gonzaga (neutral at Orlando), 11/25/16

Attempted 70 Field Goals: 23-for-70, at Vanderbilt, 1/26/16

Attempted 75 Field Goals: 39-for-76, vs. Jackson State, 11/11/11

Attempted 80 Field Goals: 39-for-83, vs. FAU, 11/27/00

Made 10 3-Pointers: 16-for-32, at North Florida, 3/15/16

Made 12 3-Pointers: 16-for-32, at North Florida, 3/15/16

Made 15 3-Pointers: 16-for-32, at North Florida, 3/15/16

Made 18 3-Pointers: 18-for-35, vs. Robert Morris, 12/30/96

Attempted 25 3-Pointers: 8-for-25, vs. Mercer (neutral at Jacksonville), 11/13/16

Attempted 30 3-Pointers: 16-for-32, at North Florida, 3/15/16

Attempted 35 3-Pointers: 14-for-35, vs. Stetson, 11/28/11

Made 25 Free Throws: 25-for-33, at Missouri, 3/5/16

Made 30 Free Throws: 30-for-36, vs. Arkansas, 2/3/16

Made 35 Free Throws: 35-for-39, vs. Vanderbilt, 2/7/04

Made 40 Free Throws: 40-for-50, vs. Morehead State, 12/22/98

Attempted 35 Free Throws: 16-for-37, vs. Kentucky, 3/1/16

Attempted 40 Free Throws: 24-for-41, vs. Georgia, 1/2/16

Attempted 45 Free Throws: 33-for-45, vs. Florida State, 11/25/05

Attempted 50 Free Throws: 40-for-50, vs. Morehead State, 12/22/98

20 Assists: 23, at North Florida, 3/15/16

25 Assists: 25, at Auburn, 2/16/13

30 Assists: 32, vs. Northeastern, 12/22/03

10 Steals: 13, vs. Charlotte (neutral at Sunrsie), 12/17/16

15 Steals: 17, vs. Wake Forest (neutral at Sunrise), 12/20/14

20 Steals: 22, vs. VMI, 12/28/99

25 Steals: 25, vs. Morehead State, 12/22/98

Forced 20 Turnovers: 20, vs. Charlotte (neutral at Sunrise), 12/17/16

Forced 25 Turnovers: 25, vs. Toledo, 11/14/08

Forced 30 Turnovers: 30, vs. Georgia, 2/5/00

Forced 35 Turnovers: 35, vs. Florida A&M, 12/4/99

8 Blocks: 8, vs. Duke (neutral at New York), 12/6/16

9-11 Blocks: 11, vs. Miami (neutral at Orlando), 11/27/16

12 Blocks: 12, vs. FAMU, 12/17/06

Had 5/6 Players with 10 Points: 6 players, at North Florida, 3/15/16; Dorian Finney-Smith (15), Kasey Hill (14), KeVaughn Allen (13), John Egbunu (13), Chris Chiozza (11), Devin Robinson (10)

Had 7/8 Players with 10 Points: 8 players, vs. North Carolina A&T, 11/18/10; Kenny Boynton (16), Chandler Parsons (16), Casey Prather (12), Erik Murphy (11), Erving Walker (11), Scottie Wilbekin (11), Patric Young (11), Vernon Macklin (10)

Had 2 Players with 20 Points: vs. Seton Hall (neutral at Orlando), 11/24/16; KeVaughn Allen (21), Canyon Barry (20)

Had 3 Players with 20 Points: at Arkansas, 2/18/12; Erving Walker (31), Kenny Boynton (25), Bradley Beal (21)

Had 2 Players with 25 Points: at Arkansas, 2/18/12; Erving Walker (31), Kenny Boynton (25)

Had 2 Players with 30 Points: vs. Georgia, 3/3/62; Cliff Luyk (36), Tom Barbee (32)

Had 6/7 Players Make a 3-Pointer: 7, at North Florida, 3/15/16

Had 8 Players Make a 3-Pointer: 8, vs. North Carolina A&T, 11/16/15

Had 9 Players Make a 3-Pointer: 9, vs. Chattanooga, 11/18/06 (*tied for NCAA record*)

Had 2 Players with 10 Rebounds: vs. Alabama, 2/13/16; Devin Robinson (12), John Egbunu (11)

Had 3 Players with 10 Rebounds: vs. Richmond, 12/1/15; John Egbunu (14), Dorian Finney-Smith (13), Devin Robinson (13)

Had 2 Players with a Double-Double: vs. Richmond, 12/1/15; John Egbunu (17 points, 14 rebounds), Devin Robinson (12 points, 13 rebounds)

Had 3 Players with a Double-Double: vs. Jacksonville, 12/18/05; Corey Brewer (15 points, 13 assists & 10 rebounds), Joakim Noah (21 points, 10 rebounds), Al Horford (20 points, 11 rebounds)

Had 2+ Players Foul Out: 3, vs. Seton Hall (neutral in Orlando), 11/24/16; Chris Chiozza, Kasey Hill, Devin Robinson

Overcame a 10-Point Deficit: 1/19/15, vs. Mississippi State; Trailing 56-45 at 16:06 in 2nd half & won 81-78


Lost a 10-Point Lead: 11/26/16, vs. Gonzaga (neutral at Orlando); Led 29-18 at 4:22 in 1st half, lost 77-72

Made a Game-Winner: 2/18/15, vs. Vanderbilt, Devin Robinson dunk with 2.1 seconds left to put UF ahead, 48-47 (Chiozza FTs sealed 50-47 win)

Made a Buzzer-Beater: 1/23/10, vs. South Carolina, Chandler Parsons 3-Pointer at the buzzer to win, 56-55

Lost on a Game-Winner: 12/29/15, vs. Florida State, Dwayne Bacon jumper with :04 left to defeat UF, 73-71

2016-17 FLORIDA GATORS



#0 KASEY HILL
G | Sr. | 6-1 | 175 | Umatilla, Fla.



#1 DEVIN ROBINSON
F | Jr. | 6-8 | 200 | Chesterfield, Va.



#2 ERIC HESTER
G | Fr. | 6-3 | 167 | Clearwater, Fla.



#3 JALEN HUDSON
G | Jr. | 6-6 | 190 | Richmond, Va.



#5 KEVAUGHN ALLEN
G | So. | 6-2 | 183 | Little Rock, Ark.




#11 CHRIS CHIOZZA
G | Jr. | 6-0 | 176 | Memphis, Tenn.



#12 GORJOK GAK
F/C | Fr. | 6-11 | 231 | Sydney, Australia



#13 KEVARRIUS HAYES
F/C | So. | 6-9 | 218 | Live Oak, Fla.



#15 JOHN EGBUNU
C | Jr. | 6-11 | 255 | Bauchi, Nigeria



#21 DONTAY BASSETT
F | Fr. | 6-9 | 222 | Oakland, Calif.



#23 JUSTIN LEON
F | Sr. | 6-8 | 206 | Conway, Ark.



#24 CANYON BARRY
G | Gr. | 6-6 | 215 | Colorado Springs, Colo.



#25 KEITH STONE
F | Fr. | 6-8 | 240 | Deerfield Beach, Fla.



#32 SCHUYLER RIMMER
C | Sr. | 6-10 | 249 | Orlando, Fla.



MIKE WHITE
Head Coach



DUSTY MAY
Assistant Coach



JORDAN MINCY
Assistant Coach



DARRIS NICHOLS
Assistant Coach

MEDIA INFORMATION

The University of Florida appreciates the media coverage from all local, regional and national outlets. The Communications Office believes in developing mutually beneficial relationships with the media and we emphasize a positive and professional working environment with all entities. The ultimate goal of the Communications Office is to provide accurate and timely information about our athletic teams and to ensure that we assist the media to the best of our abilities while they cover our program.

GAME COVERAGE

CREDENTIALS: Requests for credentials will be taken online and reviewed by Denver Parler. To access the credential request form, please visit www.sportssystem.com/florida. Once you have submitted your credential request, you will receive an automated email from the Communications Department acknowledging your request was received and is being reviewed. Once a decision on your request is made, you will receive an email with further information. Requests must be made by the day prior to a game (noon for afternoon games or 4:30 p.m. for evening games).

CREDENTIAL PICK-UP: Credentials will be mailed up until 10 days prior to the event or held at the Press Will Call window at Gate One of the O'Connell Center, which opens for pick-up 90 minutes prior to each game. Credentials can be overnighted at the expense of the media organization within 10 days of the event (by request).

PARKING: A limited number of parking spaces exist and can be requested online with your credential application. Please note that if you request to pick up your credentials at Press Will Call, we will be unable to provide a parking pass as you will have to park before visiting Press Will Call. Free parking is available in the deck next to the O'Connell Center and is generally still available 75-90 minutes before the game.

MEDIA ROOM/INTERVIEW AREA: Located between Gates 1 & 4 in the Martial Arts room near the loading dock, the media room includes work space, necessary electrical outlets, a television and wireless internet. A pre-game meal, snacks and soft drinks are also available in the media room. The pre-game meal begins 1:15 before tip. Post-game coach and player press conferences are also conducted in this area.

FLORIDA LOCKER ROOM: The Gator locker room is closed to the media with the exception of the SEC and NCAA Tournaments. Coach White and selected players will be available to the media following games in the media room/interview area. At Florida home games, players are available first while Coach White will follow with a post-game press conference in the Martial Arts/Media Room. If the visiting team chooses to utilize the media room, they will do so either directly before or after Florida players. Coach White will typically go last.

VISITOR LOCKER ROOM: Interview policies and procedures will be determined by visiting Sports Information Directors and coaches. Those procedures will be announced on game days.

GENERAL GAME DAY MEDIA SERVICES: Game program/scorecard, game notes, play-by-play, complete halftime and final statistics, coaches' & player quote sheets and post-game notes are all regular services on game days.

SEATING: Press seating is assigned, and all media members are asked to utilize their assigned seat. A limited number of front-row courtside press seats are available and will be provided to national publications, major daily newspapers and/or those who cover Florida basketball regularly. Additional seating will be at the front row table in the baseline bleachers near Gate 2 and in the second row courtside behind the press table. Photographers are restricted to two baseline locations closest to the team benches.

TENTATIVE MEDIA SCHEDULE: DEC. 19-JAN. 1

Monday	Tuesday	Wednesday	Thursday	Friday	Saturday	Sunday
No Availability	2:45 Coach White/ Players at arena	7 p.m. Game vs. Little Rock	No Availability	No Availability	No Availability	No Availability

Monday	Tuesday	Wednesday	Thursday	Friday	Saturday	Sunday
No Availability	No Availability	Time TBA Coach White/ Player	9 p.m. Game at Arkansas	No Availability	No Availability	No Availability

2016-17 QUICK FACTS

University Facts

Location: Gainesville, Fla.
Founded: 1853
Enrollment: 53,744
Conference: Southeastern (SEC)
Nickname: Gators
UF President: Dr. W. Kent Fuchs
Athletic Director: Scott Stricklin
Mascots: Albert and Alberta
Colors: Orange (PMS 172) and Blue (PMS 287)
Website: FloridaGators.com
Facebook: facebook.com/GatorsMBK
Twitter: @GatorsMBK, @MikeWhiteUF
Instagram: @gatorsmbk

Coaching Staff Facts

Head Coach: Mike White (Ole Miss '00)
UF Record: 2nd season/29-18
Overall Record: 6th season/130-58
Assistant Coaches: Dusty May (Indiana '00), Jordan Mincy (Kent State '09), Darris Nichols (West Virginia '08)
Athletic Trainer: David "Duke" Werner
Strength & Conditioning Coordinator: Preston Greene
Director of Basketball Operations: Kyle Church
Video Coordinator: Jonathan Blake
Office Manager: Tracy Pfaff
Staff Assistant: Mike Robuck
Academic Counselor: Tom Williams

Program Facts

Arena: Exactech Arena at the Stephen C. O'Connell Center (10,133)
Season: 98th
Overall Record: 1,375-1,079
SEC Record: 607-632
NCAA Tournaments: 17 (1989, '94, '95, '99, 2000, '01, '02, '03, '04, '05, '06, '07, '10, '11, '12, '13, '14)
Final Fours: 5 (1994, 2000, '06, '07, '14)
National Championships: 2 (2006, '07)
NIT Appearances: 10 (1969, '84, '85, '86, '92, '93, '98, 2008, '09, '16)
SEC Tournament Championships: 4 (2005, '06, '07, '14)
SEC Championships: 7 (1989, 2000, '01, '07, '11, '13, '14)
All-Americans: 25
All-SEC: 106
SEC Academic Honor Roll: 113
NBA Draftees: 35
2015-16 Record: 21-15
2015-16 Conference Record: 9-9 (t-8th)
Lettermen Returning/Lost: 8/7
Starters Returning/Lost: 4/1

Communications Contact

Denver Parler
Email: denverp@gators.ufl.edu
Office: 352-375-4683 ext. 6135
Cell: 352-318-3493
Main Comm. Office Phone: 352-375-4683, ext. 6100
Fax: 352-375-4809

#5 KeVaughn Allen

Sophomore | G | 6-2 | 183 | Little Rock, Ark. | North Little Rock

Overview

- An explosive athlete with the ability to score in bunches from beyond the arc, as well.
- Named 2016 SEC All-Freshman, ranking second on the Gators in scoring both for the season (11.6) and in SEC action (12.3)
- Named SEC Freshman of the Week on Feb. 1 after his 19-point performance in helping Florida knock off ninth-ranked West Virginia.
- Exploded for a career-high 32 points in the loss to Florida State, marking the fifth-most points in a game by a Florida freshman all-time and the most since Matt Walsh had 33 vs. Miami (12/21/02).

2016-17 Highlights

- Named preseason second-team All-SEC in the media and coaches polls.
- Projects as the starting 2-guard for the second straight season and figures to be one of the Gators' primary offensive weapons.
- Broke out with a 21-point game vs. Seton Hall in the AdvoCare Invitational opener.
- Set a career-best and led the team with five assists in the win vs. Mercer.



Season	gp-gs		Total		3-Point		F-Throws		Rebounds				Scoring							
			fg-fga	pct	fg-fga	pct	ft-fa	pct	off	def	tot	avg	pf	fo	ast	to	blk	stl	pts	avg
2015-16	36-34	978/27.2	134-336	.399	51-162	.315	99-117	.846	18	79	97	2.7	56	0	57	35	5	41	418	11.6
2016-17	11-11	297/27.0	53-123	.431	17-53	.321	21-24	.875	3	19	22	2.0	19	0	14	19	4	14	144	13.1
TOTAL	47-45	1275/27.1	187-459	.407	68-215	.316	120-141	.851	21	98	119	2.5	75	0	71	54	9	55	562	12.0

Opponent	Date	gs	min	Total		3-Pointers		Free throws		Rebounds				pf	a	t/o	blk	stl	pts	avg	
				fg-fga	pct	3fg-fga	pct	ft-fa	pct	off	def	tot	avg								
vs FGCU	11/11/16	*	29	2-8	.250	0-3	.000	2-2	1.000	1	1	2	2.0	1	2	1	0	2	6	6.0	
vs Mercer	11/13/16	*	26	3-12	.250	2-8	.250	5-5	1.000	1	2	3	2.5	1	5	4	2	2	13	9.5	
vs St. Bonaventure	11/17/16	*	31	7-14	.500	2-3	.667	0-0	.000	0	3	3	2.7	2	1	2	1	2	16	11.7	
vs Belmont	11/21/16	*	26	4-9	.444	2-5	.400	4-4	1.000	0	1	1	2.3	0	0	2	0	2	14	12.3	
vs Seton Hall	11/24/16	*	35	7-14	.500	3-8	.375	4-4	1.000	0	6	6	3.0	1	1	2	1	1	21	14.0	
vs Gonzaga	11/25/16	*	27	7-17	.412	1-7	.143	0-0	.000	1	0	1	2.7	4	0	2	0	0	15	14.2	
vs Miami	11/27/16	*	24	4-11	.364	1-3	.333	0-0	.000	0	2	2	2.6	1	1	0	0	1	9	13.4	
at North Florida	12/1/16	*	24	2-2	1.000	0-0	.000	1-2	.500	0	2	2	2.5	1	1	0	0	3	5	12.4	
vs Duke	12/6/16	*	32	8-13	.615	3-5	.600	2-2	1.000	0	0	0	2.2	2	0	2	0	0	21	13.3	
at Florida State	12/11/16	*	20	6-13	.462	1-3	.333	3-5	.600	0	0	0	2.0	4	0	1	0	0	16	13.6	
vs Charlotte	12/17/16	*	23	3-10	.300	2-8	.250	0-0	.000	0	2	2	2.0	2	3	3	0	1	8	13.1	
Totals			11	297	53-123	.431	17-53	.321	21-24	.875	3	19	22	2.0	19	14	19	4	14	14.4	13.1

Games played: 11
Minutes/game: 27.0
Points/game: 13.1
FG Pct: 43.1
3FG Pct: 32.1
FT Pct: 87.5

Rebounds/game: 2.0
Assists/game: 1.3
Turnovers/game: 1.7
Assist/turnover ratio: 0.7
Steals/game: 1.3
Blocks/game: 0.4

Allen Game Highs

Points	
2016-17	21, 2x, last vs. Duke (12/6/16)
Career	32, vs. Florida State (12/29/15)

Rebounds	
2016-17	6, vs. Seton Hall (11/24/16)
Career	6, 2x, last vs. Seton Hall (11/24/16)

Field Goals	
2016-17	8, vs. Duke (12/6/16)
Career	10, vs. Florida State (12/29/15)

Field Goal Attempts	
2016-17	17, vs. Gonzaga (11/25/16)
Career	18, vs. Florida State (12/29/15)

3-Point Field Goals	
2016-17	3, 2x, last vs. Duke (12/6/16)
Career	6, at Ole Miss (1/16/16)

3-Point FG Attempts	
2016-17	8, 3x, last vs. Charlotte (12/17/16)
Career	9, at Georgia (2/16/16)

Free Throws	
2016-17	5, vs. Mercer (11/13/16)
Career	9, 2x, last vs. West Va. (1/30/16)

Free Throw Attempts	
2016-17	5, 2x, last at FSU (12/11/16)
Career	9, 2x, last vs. West Va. (1/30/16)

Assists	
2016-17/Career	5, vs. Mercer (11/13/16)

Steals	
2016-17/Career	3, at North Florida (12/1/16)

Blocked Shots	
2016-17/Career	2, vs. Mercer (11/13/16)

Minutes Played	
2016-17	35, vs. Seton Hall (11/24/16)
Career	35, 4x, last vs. SHU (11/24/16)

#24 CANYON BARRY

GRADUATE | G | 6-6 | 215 | COLORADO SPRINGS, COLO. | COLL. OF CHARLESTON

Overview

- Averaged 12.8 points in 70 appearances with College of Charleston
- Enrolled in graduate studies in nuclear engineering at UF
- Two-time Academic All-American, earning first-team honors in 2016 and second-team recognition in 2015.
- 2015 CAA Winter Sports Scholar-Athlete Award (Men's Basketball)
- Three-Time CAA All-Academic Team (2014, 2015 and 2016)
- Three-Time CAA Player of the Week selection
- 2014 CAA All-Rookie Team
- CAA Co-Rookie of the Week selection (Nov. 18, 2013)

2016-17 Highlights

- Gives Florida an additional 3-point threat, but also has the athleticism to drive to the rim.
- His 20 points vs. Seton Hall marked the first 20-point game by a Gator off the bench since Dorian Finney-Smith (vs. Tennessee, 2/28/15).
- Scored 17 off the bench to spark Florida's offense in the win vs. Belmont, contributing eight points during a 16-0 second-half Gator run.
- Surpassed 900 career points in his Florida debut, chipping in 13 points off the bench.



Season	gp-gs		min/avg		Total		3-Point		F-Throws		Rebounds				pf		fo		ast		to		blk		stl		Scoring	
					fg-fga	pct		fg-fga	pct	ft-fla	pct	off	def	tot	avg											pts	avg	
2013-14*	24-12	573/23.9			71-210	.338		26-85	.306	56-76	.737	16	42	58	2.4	44	0	33	52	6	11			224	9.3			
2014-15*	33-33	1147/34.8			146-385	.379		64-174	.368	57-79	.722	28	139	167	5.1	62	2	53	66	16	38			413	12.5			
2015-16*	13-13	415/31.9			84-209	.402		28-84	.333	60-71	.845	6	38	44	3.4	20	0	17	31	7	10			256	19.7			
2016-17	11-0	250/22.7			39-99	.394		9-36	.250	38-45	.844	14	27	41	3.7	8	0	9	10	5	10			125	11.4			
TOTAL	11-0	250/22.7			39-99	.394		9-36	.250	38-45	.844	14	27	41	3.7	8	0	9	10	5	10			125	11.4			
All*	81-58	2385/29.4			340-903	.377		127-379	.335	211-271	.779	64	246	310	3.8	134	2	112	159	34	69			1018	12.6			

Opponent	Date	gs min		Total		3-Pointers		Free throws		Rebounds				pf	a	t/o	blk	stl	pts	avg
		fg-fga	pct	3fg-fga	pct	ft-fla	pct	off	def	tot	avg									
vs FGCU	11/11/16	24	5-12	.417	0-3	.000	3-6	.500	3	3	6	6.0	0	0	0	0	0	1	13	13.0
vs Mercer	11/13/16	20	2-5	.400	1-1	1.000	2-2	1.000	1	3	4	5.0	0	0	0	0	0	7	10.0	
vs St. Bonaventure	11/17/16	23	4-9	.444	3-7	.429	5-6	.833	1	4	5	5.0	0	1	1	0	1	16	12.0	
vs Belmont	11/21/16	21	6-9	.667	1-4	.250	4-4	1.000	1	1	2	4.3	2	0	2	1	0	17	13.3	
vs Seton Hall	11/24/16	33	6-13	.462	2-7	.286	6-7	.857	1	5	6	4.6	0	2	1	0	1	20	14.6	
vs Gonzaga	11/25/16	26	3-9	.333	0-3	.000	6-6	1.000	3	2	5	4.7	1	1	2	0	2	12	14.2	
vs Miami	11/27/16	15	0-6	.000	0-1	.000	0-0	.000	1	1	2	4.3	1	1	0	2	2	0	12.1	
at North Florida	12/1/16	21	5-11	.455	1-4	.250	1-2	.500	1	3	4	4.3	0	0	2	0	0	12	12.1	
vs Duke	12/6/16	19	3-9	.333	0-1	.000	0-0	.000	0	1	1	3.9	0	1	1	1	2	6	11.4	
at Florida State	12/11/16	26	2-10	.200	0-2	.000	2-2	1.000	0	2	2	3.7	3	1	0	1	0	6	10.9	
vs Charlotte	12/17/16	22	3-6	.500	1-3	.333	9-10	.900	2	2	4	3.7	1	2	1	0	1	16	11.4	
Totals		0	250	39-99	.394	9-36	.250	38-45	.844	14	27	41	3.7	8	9	10	5	10	125	11.4

Games played: 11
Minutes/game: 22.7
Points/game: 11.4
FG Pct: 39.4
3FG Pct: 25.0
FT Pct: 84.4

Rebounds/game: 3.7
Assists/game: 0.8
Turnovers/game: 0.9
Assist/turnover ratio: 0.9
Steals/game: 0.9
Blocks/game: 0.5

Barry Game Highs

Points	
2016-17/UF	20, vs. Seton Hall (11/24/16)
Career	31, 2x, last at Davidson (11/21/15)

Rebounds	
2016-17/UF	6, 2x, last vs. SHU (11/24/16)
Career	10, vs. UNC-Wilmington (1/21/15)

Field Goals	
2016-17/UF	6, 2x, last vs. SHU (11/24/16)
Career	12, at Davidson (11/21/15)

Field Goal Attempts	
2016-17/UF	13, vs. Seton Hall (11/24/16)
Career	25, at Davidson (11/21/15)

3-Point Field Goals	
2016-17/UF	3, vs. St. Bonaventure (11/17/16)
Career	5, 4x, last at Campbell (12/22/15)

3-Point FG Attempts	
2016-17/UF	7, 2x, last vs. Seton Hall (11/24/16)
Career	9, 5x, last at Campbell (12/22/15)

Free Throws	
2016-17/UF	9, vs. Charlotte (12/17/16)
Career	13, vs. East Carolina (12/7/15)

Free Throw Attempts	
2016-17	10, vs. Charlotte (12/17/16)
Career	14, vs. East Carolina (12/7/15)

Assists	
2016-17/UF	2, 2x, last vs. Charlotte (12/17/16)
Career	6, at Charlotte (12/16/14)

Steals	
2016-17/UF	2, 3x, last vs. Duke (12/6/16)
Career	6, vs. South Carolina St. (12/11/14)

Blocked Shots	
2016-17/UF	2, vs. Miami (11/27/16)
Career	2, 4x, last vs. Miami (11/27/16)

Minutes Played	
2016-17/UF	33, vs. Seton Hall (11/24/16)
Career	43, vs. UNC-Wilmington (1/21/15)

Note: Career highs before this season came at College of Charleston.

#11 CHRIS CHIOZZA

JUNIOR | G | 6-0 | 176 | MEMPHIS, TENN. | WHITE STATION

Overview

- Part of UF's two-headed point guard tandem along with Kasey Hill, Chiozza led the team in assists with 156 as a sophomore.
- Chiozza is an attacking point guard with the ability to distribute or score himself.
- Has four career games with 8+ assists and one or fewer turnovers, second only to Eddie Shannon's five since the 1996-97 season.
- Had an all-around game at Missouri his sophomore season matching his career high with 17 points, setting a personal best with seven rebounds, while also posting eight assists vs. one turnover.
- Had a 12-game stretch from 12/22/15-2/3/16 where he averaged 6.4 assists per game and a 3.21 assist-to-turnover ratio.

2016-17 Highlights

- Once again shares the point guard position with Hill, giving the Gators plentiful experience in that role.
- Posted 16 points and nine assists with just one turnover at UNF, his fifth career game with 8+ assists and one or fewer turnovers.
- Made two massive plays on the defensive end in the final minute vs. St. Bonaventure to help the Gators secure the victory. With UF holding a two-point lead, Chiozza skied for a two-handed rebound and found John Egbunu heading down court for a dunk, then forced a turnover and ignited the break leading to a Devin Robinson dunk.



Season	gp-gs		min/avg		Total fg-fga		3-Point fg-fga		F-Throws ft-fa		Rebounds				Scoring						
					fg-fga	pct	fg-fga	pct	ft-fa	pct	off	def	tot	avg	pf	fo	ast	to	blk	stl	pts
2014-15	33-11	752/22.8	44-113	.389	21-65	.323	21-44	.477	13	59	72	2.2	54	1	72	41	1	39	130	3.9	
2015-16	36-22	857/23.8	86-250	.344	41-128	.320	47-59	.797	10	94	104	2.9	82	2	156	65	2	39	260	7.2	
2016-17	11-0	217/19.7	20-52	.385	7-25	.280	24-30	.800	5	22	27	2.5	28	1	35	15	0	19	71	6.5	
TOTAL	80-33	1826/22.8	150-415	.361	69-218	.317	92-133	.692	28	175	203	2.5	164	4	263	121	3	97	461	5.8	

Opponent	Date	gs		min		Total fg-fga		3-Pointers 3fg-fga		Free throws ft-fa		Rebounds				pf	a	t/o	blk	stl	pts	avg
						fg-fga	pct	3fg-fga	pct	ft-fa	pct	off	def	tot	avg							
vs FGCU	11/11/16			21		2-5	.400	0-2	.000	2-3	.667	1	1	2	2.0	3	4	0	0	3	6	6.0
vs Mercer	11/13/16			16		1-4	.250	1-2	.500	1-2	.500	0	1	1	1.5	3	2	0	0	0	4	5.0
vs St. Bonaventure	11/17/16			18		1-3	.333	0-1	.000	4-4	1.000	0	4	4	2.3	3	2	2	0	2	6	5.3
vs Belmont	11/21/16			20		2-5	.400	0-1	.000	4-6	.667	0	2	2	2.3	3	1	2	0	3	8	6.0
vs Seton Hall	11/24/16			22		3-6	.500	2-3	.667	6-8	.750	1	0	1	2.0	5	2	1	0	0	14	7.6
vs Gonzaga	11/25/16			17		0-5	.000	0-2	.000	0-0	.000	1	2	3	2.2	3	1	0	0	1	0	6.3
vs Miami	11/27/16			23		0-2	.000	0-1	.000	0-0	.000	1	2	3	2.3	1	5	3	0	1	0	5.4
at North Florida	12/1/16			26		5-8	.625	3-5	.600	3-3	1.000	0	4	4	2.5	3	9	1	0	3	16	6.8
vs Duke	12/6/16			9		1-1	1.000	0-0	.000	0-0	.000	0	1	1	2.3	1	1	3	0	0	2	6.2
at Florida State	12/11/16			22		2-7	.286	0-5	.000	2-2	1.000	1	2	3	2.4	2	4	1	0	1	6	6.2
vs Charlotte	12/17/16			23		3-6	.500	1-3	.333	2-2	1.000	0	3	3	2.5	1	4	2	0	5	9	6.5
Totals				0	217	20-52	.385	7-25	.280	24-30	.800	5	22	27	2.5	28	35	15	0	19	71	6.5

Games played: 11
Minutes/game: 19.7
Points/game: 6.5
FG Pct: 38.5
3FG Pct: 28.0
FT Pct: 80.0

Rebounds/game: 2.5
Assists/game: 3.2
Turnovers/game: 1.4
Assist/turnover ratio: 2.3
Steals/game: 1.7

Chiozza Game Highs

Points

2016-17 16, at North Florida (12/1/16)
Career 17, 2x, last at Missouri (3/5/16)

Rebounds

2016-17 4, 2x, last at UNF (12/1/16)
Career 7, 2x, last vs. Texas A&M (3/11/16)

Field Goals

2016-17 5, at North Florida (12/1/16)
Career 5, 4x, last at UNF (12/1/16)

Field Goal Attempts

2016-17 8, at North Florida (12/1/16)
Career 12, 3x, last vs. Alabama (2/13/16)

3-Point Field Goals

2016-17 3, at North Florida (12/1/16)
Career 3, 7x, last at UNF (12/1/16)

3-Point FG Attempts

2016-17 5, 2x, last at FSU (12/11/16)
Career 9, at South Carolina (2/20/16)

Free Throws

2016-17 6, vs. Seton Hall (11/24/16)
Career 8, vs. Arkansas (2/3/16)

Free Throw Attempts

2016-17 8, vs. Seton Hall (11/24/16)
Career 12 vs. Texas A&M (3/3/15)

Assists

2016-17 9, at North Florida (12/1/16)
Career 9, 2x, last at UNF (12/1/16)

Steals

2016-17 5, vs. Charlotte (12/17/16)
Career 6, vs. UAB (11/27/14)

Blocked Shots

2016-17 ---
Career 1, 3x, last vs. Arkansas (3/10/16)

Minutes Played

2016-17 26, at North Florida (12/1/16)
Career 37, vs. ULM (11/21/14)

#15 JOHN EGBUNU

SOPHOMORE (R) | C | 6-11 | 255 | BAUCHI, NIGERIA | USF

Overview

- Immediate starter at UF, where he finished third on the team in scoring, first in blocks and second in rebounding.
- Set a Florida record with 75 dunks in 2015-16, including nine in his 27-point outing vs. Kentucky.
- Provides a physical post presence in the middle with the ability to shot-block on the defensive end of the floor.
- Transferred to UF in Summer 2014, following one season at USF.

2016-17 Highlights

- Florida's starting center for the second straight year, looks to make the jump into being a dominant SEC big man.
- Named preseason second-team All-SEC by the coaches.



Season	gp-gs	min/avg	Total		3-Point		F-Throws		Rebounds				Scoring	
			fg-fga	pct	fg-fga	pct	ft-fa	pct	off	def	tot	avg	pts	avg
2013-14*	32-31	793/24.8	89-151	.589	0-1	.000	60-110	.545	80	118	198	6.2	238	7.4
2015-16	34-30	857/25.2	149-252	.591	0-0	.000	92-173	.532	92	128	220	6.5	390	11.5
2016-17	10-10	253/25.3	30-70	.429	1-1	1.000	29-50	.580	33	44	77	7.7	90	9.0
TOTAL	44-40	1110/25.2	179-322	.556	1-1	1.000	121-223	.543	125	172	297	6.8	480	10.9
All*	76-71	1903/25.0	268-473	.567	1-2	.500	181-333	.544	205	290	495	6.5	718	9.4

Opponent	Date	gs	min	Total		3-Pointers		Free throws		Rebounds				pf	a	t/o	blk	stl	pts	avg	
				fg-fga	pct	3fg-fga	pct	ft-fa	pct	off	def	tot	avg								
vs FGCU	11/11/16	*	24	6-11	.545	0-0	.000	1-2	.500	5	3	8	8.0	2	0	1	1	0	13	13.0	
vs Mercer	11/13/16	*	22	2-4	.500	0-0	.000	2-2	1.000	4	4	8	8.0	3	0	1	2	1	6	9.5	
vs St. Bonaventure	11/17/16	*	26	2-10	.200	0-0	.000	4-6	.667	5	5	10	8.7	2	1	5	1	0	8	9.0	
vs Belmont	11/21/16	*	20	4-4	1.000	0-0	.000	4-6	.667	3	5	8	8.5	3	1	0	1	2	12	9.8	
vs Seton Hall	11/24/16	*	27	2-8	.250	0-0	.000	4-8	.500	4	6	10	8.8	3	0	1	4	1	8	9.4	
vs Gonzaga	11/25/16	*	28	4-8	.500	0-0	.000	4-5	.800	3	4	7	8.5	1	0	0	4	0	12	9.8	
vs Miami	11/27/16	*	28	3-6	.500	0-0	.000	1-4	.250	1	3	4	7.9	4	0	2	4	0	7	9.4	
at North Florida	12/1/16	*	22	3-5	.600	0-0	.000	1-2	.500	1	4	5	7.5	4	0	1	3	0	7	9.1	
vs Duke	12/6/16	*	29	2-10	.200	0-0	.000	5-10	.500	7	5	12	8.0	2	0	3	3	0	9	9.1	
at Florida State	12/11/16	*	27	2-4	.500	1-1	1.000	3-5	.600	0	5	5	7.7	1	0	1	1	0	8	9.0	
vs Charlotte	12/17/16		dnp	-	-	-	-	-	-	-	-	-	-	-	-	-	-	-	-	-	
Totals			10	253	30-70	.429	1-1	1.000	29-50	.580	33	44	77	7.7	25	2	15	24	4	90	9.0

Games played: 10
Minutes/game: 25.3
Points/game: 9.0
FG Pct: 42.9
3FG Pct: 100.0
FT Pct: 58.0

Rebounds/game: 7.7
Assists/game: 0.2
Turnovers/game: 1.5
Assist/turnover ratio: 0.1
Steals/game: 0.4
Blocks/game: 2.4

Egbunu Game Highs

Points	
2016-17	13, vs. FGCU (11/11/16)
UF/Career	27, vs. Kentucky (3/1/16)
Rebounds	
2016-17	12, vs. Duke (12/6/16)
UF	14, vs. Richmond (12/1/15)
Career	14, 2x, last vs. Richmond (12/1/15)

Field Goals	
2016-17	6, vs. FGCU (11/11/16)
UF/Career	12, vs. Kentucky (3/1/16)

Field Goal Attempts	
2016-17	11, vs. FGCU (11/11/16)
UF/Career	15, vs. Kentucky (3/1/16)

3-Point Field Goals	
2016-17/UF/Career	1, at Florida State (12/11/16)

3-Point FG Attempts	
2016-17/UF	1, at Florida State (12/11/16)
Career	1, 2x, last at FSU (12/11/16)

Free Throws	
2016-17	5, vs. Duke (12/6/16)
UF/Career	8, vs. Mississippi State (1/19/16)

Free Throw Attempts	
2016-17	10, vs. Duke (12/6/16)
UF/Career	14, vs. Alabama (2/13/16)

Assists	
2016-17	1, 2x, last vs. Belmont (11/21/16)
UF	1, 14x, last vs. Belmont (11/21/16)
Career	2, vs. Santa Clara (12/23/13)

Steals	
2016-17	2, vs. Belmont (11/21/16)
UF	2, 3x, last vs. Belmont (11/21/16)
Career	2, 4x, last vs. Belmont (11/21/16)

Blocked Shots	
2016-17	4, 3x, last vs. Miami (11/27/16)
UF/Career	5, at Georgia (2/16/16)

Minutes Played	
2016-17	29, vs. Duke (12/6/16)
UF/Career	36, vs. Ole Miss (2/9/16)

Note: Career highs from 2013-14 took place at USF.

#12 GORJOK GAK

FRESHMAN | F/C | 6-11 | 231 | SYDNEY, AUSTRALIA | VICTORY ROCK PREP

Overview

- An adept passer whose 7-foot-4 wingspan enables him to play above the rim.
- Runs the floor and handles the ball well, enabling him to stretch defenses.
- Rated a three-star prospect by ESPN, Rivals and 247 Sports.
- ESPN.com bottom line: "Gak is a high major power forward that is new to the game but has all the tools to be successful immediately on the college level."

2016-17 Highlights

- Granted a waiver by to compete immediately the day before Florida's first game of the season after previously being ruled ineligible.



Season	gp-gs	min/avg	Total		3-Point		F-Throws		Rebounds				pf	fo	ast	to	blk	stl	Scoring	
			fg-fga	pct	fg-fga	pct	ft-fla	pct	off	def	tot	avg							pts	avg
2016-17	6-0	26/4.3	2-4	.500	0-0	.000	1-2	.500	1	7	8	1.3	9	0	0	3	0	1	5	0.8
TOTAL	6-0	26/4.3	2-4	.500	0-0	.000	1-2	.500	1	7	8	1.3	9	0	0	3	0	1	5	0.8

Opponent	Date	gs	min	Total		3-Pointers		Free throws		Rebounds				pf	a	t/o	blk	stl	pts	avg
				fg-fga	pct	3fg-fga	pct	ft-fla	pct	off	def	tot	avg							
vs FGCU	11/11/16	3		0-0	.000	0-0	.000	0-0	.000	0	0	0	0.0	0	0	0	0	0	0	0.0
vs Mercer	11/13/16	3		0-0	.000	0-0	.000	1-2	.500	1	1	2	1.0	1	0	0	0	0	1	0.5
vs St. Bonaventure	11/17/16	dnp		-	-	-	-	-	-	-	-	-	-	-	-	-	-	-	-	-
vs Belmont	11/21/16	4		0-0	.000	0-0	.000	0-0	.000	0	2	2	1.3	4	0	1	0	0	0	0.3
vs Seton Hall	11/24/16	4		0-1	.000	0-0	.000	0-0	.000	0	0	0	1.0	0	0	0	0	0	0	0.3
vs Gonzaga	11/25/16	dnp		-	-	-	-	-	-	-	-	-	-	-	-	-	-	-	-	-
vs Miami	11/27/16	dnp		-	-	-	-	-	-	-	-	-	-	-	-	-	-	-	-	-
at North Florida	12/1/16	4		2-2	1.000	0-0	.000	0-0	.000	0	2	2	1.2	2	0	0	0	0	4	1.0
vs Duke	12/6/16	dnp		-	-	-	-	-	-	-	-	-	-	-	-	-	-	-	-	-
at Florida State	12/11/16	dnp		-	-	-	-	-	-	-	-	-	-	-	-	-	-	-	-	-
vs Charlotte	12/17/16	8		0-1	.000	0-0	.000	0-0	.000	0	2	2	1.3	2	0	2	0	1	0	0.8
Totals		0	26	2-4	.500	0-0	.000	1-2	.500	1	7	8	1.3	9	0	3	0	1	5	0.8

Games played: 6

Minutes/game: 4.3

Points/game: 0.8

FG Pct: 50.0

FT Pct: 50.0

Rebounds/game: 1.3

Turnovers/game: 0.5

Steals/game: 0.2

Gak Game Highs

Points	
2016-17/Career	4, at North Florida (12/1/16)
Rebounds	
2016-17/Career	2, 4x, last vs. Charlotte (12/17/16)
Field Goals	
2016-17/Career	2, at North Florida (12/1/16)
Field Goal Attempts	
2016-17/Career	2, at North Florida (12/1/16)
3-Point Field Goals	
2016-17/Career	---
3-Point FG Attempts	
2016-17/Career	---
Free Throws	
2016-17/Career	1, vs. Mercer (11/13/16)
Free Throw Attempts	
2016-17/Career	2, vs. Mercer (11/13/16)
Assists	
2016-17/Career	---
Steals	
2016-17/Career	1, vs. Charlotte (12/17/16)
Blocked Shots	
2016-17/Career	---
Minutes Played	
2016-17/Career	4, 3x, last at UNF (12/1/16)

#13 KEVARRIUS HAYES

SOPHOMORE | F/C | 6-9 | 218 | LIVE OAK, FLA. | SUWANEE

Overview

- Long and athletic shot-blocker and rebounder, who has a great motor and is an outstanding mover.
- Started six games and scored a season-high 14 points in each of the two final games of the season while starting in place of the injured John Egbunu.
- Drew praise from head coach Mike White throughout his freshman season for his consistent effort and attitude.

2016-17 Highlights

- Projects to fill the backup center spot again, but may also see minutes as a power forward.
- Blocked five shots in 14 minutes in the season opener vs. FGCU.
- Demonstrating the same energy he brought as a freshman, but with added strength and skill.



			Total		3-Point		F-Throws		Rebounds											Scoring	
Season	gp-gs	min/avg	fg-fga	pct	fg-fga	pct	ft-fa	pct	off	def	tot	avg	pf	fo	ast	to	blk	stl	pts	avg	
2015-16	35-6	403/11.5	35-50	.700	0-0	.000	28-59	.475	45	47	92	2.6	64	0	7	17	20	11	98	2.8	
2016-17	11-1	153/13.9	17-33	.515	0-0	.000	18-26	.692	16	21	37	3.4	22	0	1	5	15	4	52	4.7	
TOTAL	46-7	556/12.1	52-83	.627	0-0	.000	46-85	.541	61	68	129	2.8	86	0	8	22	35	15	150	3.3	

Opponent	Date	qs	min	Total		3-Pointers		Free throws		Rebounds				pf	a	t/o	blk	stl	pts	avg
				fg-fga	pct	3fg-fga	pct	ft-fa	pct	off	def	tot	avg							
vs FGCU	11/11/16	14	2-2	1.000	0-0	.000	5-5	1.000	1	4	5	5.0	2	1	1	5	0	9	9.0	
vs Mercer	11/13/16	15	2-6	.333	0-0	.000	0-1	.000	2	2	4	4.5	3	0	1	1	0	4	6.5	
vs St. Bonaventure	11/17/16	14	0-3	.000	0-0	.000	3-4	.750	2	1	3	4.0	1	0	0	3	0	3	5.3	
vs Belmont	11/21/16	17	3-5	.600	0-0	.000	1-2	.500	2	2	4	4.0	1	0	0	2	0	7	5.8	
vs Seton Hall	11/24/16	10	0-0	.000	0-0	.000	0-0	.000	0	0	0	3.2	3	0	0	1	1	0	4.6	
vs Gonzaga	11/25/16	12	1-3	.333	0-0	.000	0-1	.000	1	1	2	3.0	3	0	1	0	1	2	4.2	
vs Miami	11/27/16	12	1-1	1.000	0-0	.000	2-2	1.000	0	2	2	2.9	2	0	0	1	0	4	4.1	
at North Florida	12/1/16	14	3-4	.750	0-0	.000	2-3	.667	2	1	3	2.9	2	0	0	0	0	8	4.6	
vs Duke	12/6/16	11	1-1	1.000	0-0	.000	0-0	.000	1	1	2	2.8	1	0	1	2	1	2	4.3	
at Florida State	12/11/16	13	1-3	.333	0-0	.000	2-4	.500	3	4	7	3.2	3	0	1	0	0	4	4.3	
vs Charlotte	12/17/16	* 21	3-5	.600	0-0	.000	3-4	.750	2	3	5	3.4	1	0	0	0	1	9	4.7	
Totals		1	153	17-33	.515	0-0	.000	18-26	.692	16	21	37	3.4	22	1	5	15	4	52	4.7

Games played: 11
Minutes/game: 13.9
Points/game: 4.7
FG Pct: 51.5
FT Pct: 69.2

Rebounds/game: 3.4
Assists/game: 0.1
Turnovers/game: 0.5
Assist/turnover ratio: 0.2
Steals/game: 0.4
Blocks/game: 1.4

Hayes Game Highs

Points	
2016-17	9, 2x, last vs. Charlotte (12/17/16)
Career	14, 2x, last at GW (3/23/16)

Rebounds	
2016-17	7, at Florida State (12/11/16)
Career	7, 3x, last vs. FSU (12/11/16)

Field Goals	
2016-17	3, 3x, last vs. Charlotte (12/17/16)
Career	6, at G. Washington (3/23/16)

Field Goal Attempts	
2016-17	6, 2x, last vs. Belmont (11/21/16)
Career	7, at G. Washington (3/23/16)

3-Point Field Goals	
2016-17/Career	---

3-Point FG Attempts	
2016-17/Career	---

Free Throws	
2016-17/Career	5, vs. FGCU (11/11/16)

Free Throw Attempts	
2016-17/Career	5, vs. FGCU (11/11/16)

Assists	
2016-17	1, vs. FGCU (11/11/16)
Career	2, at UNF (3/15/16)

Steals	
2016-17	1, 3x, last vs. Charlotte (12/17/16)
Career	2, 2x, last vs. Richmond (12/1/15)

Blocked Shots	
2016-17/Career	5, vs. FGCU (11/11/16)

Minutes Played	
2016-17	21, vs. Charlotte (12/17/16)
Career	34, at G. Washington (3/23/16)

#2 ERIC HESTER

FRESHMAN | G | 6-3 | 167 | CLEARWATER, FLA. | OLDSMAR CHRISTIAN

Overview

- The first high school players to commit to UF under head coach Mike White.
- A long guard who boasts a 6-foot-10 wingspan and the motor to be an elite defender.
- Named a top-100 player in USA Today's composite rankings.
- Rated a four-star prospect by Rivals and 247 Sports and a three-star recruit by ESPN and Scout.

2016-17 Highlights

- Combo guard who will look to get minutes in the Gators' deep and experienced backcourt.



Season	gp-gs		min/avg		Total fg-fga		3-Point fg-fga		F-Throws ft-fla		Rebounds				Scoring			
					fg-fga	pct	fg-fga	pct	ft-fla	pct	off	def	tot	avg	pf	fo	ast	to
2016-17	7-0		38/5.4		4-9	.444	2-7	.286	1-2	.500	0	1	1	0.1	6	0	2	2
TOTAL	7-0		38/5.4		4-9	.444	2-7	.286	1-2	.500	0	1	1	0.1	6	0	2	2

Opponent	Date	gs		min		Total fg-fga		3-Pointers 3fg-fga		Free throws ft-fla		Rebounds				pf	a	t/o	blk	stl	pts	avg
						fg-fga	pct	3fg-fga	pct	ft-fla	pct	off	def	tot	avg							
vs FGCU	11/11/16	2				0-1	.000	0-1	.000	0-0	.000	0	1	1	1.0	0	0	0	0	1	0	0.0
vs Mercer	11/13/16	3				0-1	.000	0-1	.000	1-2	.500	0	0	0	0.5	0	0	0	0	0	1	0.5
vs St. Bonaventure	11/17/16	dnp				-	-	-	-	-	-	-	-	-	-	-	-	-	-	-	-	-
vs Belmont	11/21/16	3				0-1	.000	0-1	.000	0-0	.000	0	0	0	0.3	1	0	1	0	1	0	0.3
vs Seton Hall	11/24/16	dnp				-	-	-	-	-	-	-	-	-	-	-	-	-	-	-	-	-
vs Gonzaga	11/25/16	dnp				-	-	-	-	-	-	-	-	-	-	-	-	-	-	-	-	-
vs Miami	11/27/16	3				0-0	.000	0-0	.000	0-0	.000	0	0	0	0.3	0	0	0	0	0	0	0.3
at North Florida	12/1/16	11				1-1	1.000	1-1	1.000	0-0	.000	0	0	0	0.2	2	1	0	0	0	3	0.8
vs Duke	12/6/16	dnp				-	-	-	-	-	-	-	-	-	-	-	-	-	-	-	-	-
at Florida State	12/11/16	2				0-0	.000	0-0	.000	0-0	.000	0	0	0	0.2	0	0	0	0	0	0	0.7
vs Charlotte	12/17/16	14				3-5	.600	1-3	.333	0-0	.000	0	0	0	0.1	3	1	1	0	1	7	1.6
Totals		0		38		4-9	.444	2-7	.286	1-2	.500	0	1	1	0.1	6	2	2	0	3	11	1.6

Games played: 7
Minutes/game: 5.4
Points/game: 1.6
FG Pct: 44.4
3FG Pct: 28.6
FT Pct: 50.0

Rebounds/game: 0.1
Assists/game: 0.3
Turnovers/game: 0.3
Assist/turnover ratio: 1.0
Steals/game: 0.4

Hester Game Highs

Points

2016-17/Career 7, vs. Charlotte (12/17/16)

Rebounds

2016-17/Career 1, vs. FGCU (11/11/16)

Field Goals

2016-17/Career 1, vs. Charlotte (12/17/16)

Field Goal Attempts

2016-17/Career 5, vs. Charlotte (12/17/16)

3-Point Field Goals

2016-17/Career 1, 2x, last vs. Charlotte (12/17/16)

3-Point FG Attempts

2016-17/Career 3, vs. Charlotte (12/17/16)

Free Throws

2016-17/Career 1, vs. Mercer (11/13/16)

Free Throw Attempts

2016-17/Career 2, vs. Mercer (11/13/16)

Assists

2016-17/Career 1, 2x, last vs. Charlotte (12/17/16)

Steals

2016-17/Career 1, 3x, last vs. Charlotte (12/17/16)

Blocked Shots

2016-17/Career ---

Minutes Played

2016-17/Career 14, vs. Charlotte (12/17/16)

#0 KASEY HILL


JUNIOR | G | 6-1 | 180 | UMATILLA, FLA. | MONTVERDE ACADEMY

Overview

- Has three career 10-assist games and three games with at least eight assists and one turnover or fewer.
- Has the potential to move into the top five all-time on UF's career assists list.
- Especially dangerous in transition and open-floor situations, Hill is an outstanding athlete with the ability to play above the rim.
- 2013 McDonald's All-American.

2016-17 Highlights

- The lone four-year senior on the team, Hill projects to tag-team point guard duties with Chris Chiozza.
- Showing great game control through the first two games, running the UF offense with poise and efficiency.



Season	gp-gs		Total		3-Point		F-Throws		Rebounds				Scoring												
			fg-fga	pct	fg-fga	pct	ft-fa	pct	off	def	tot	avg	pf	fo	ast	to	blk	stl	pts	avg					
2013-14	32	8	703	22.0	57	140	.407	5	35	.143	57	86	.663	9	54	63	2.0	67	2	100	50	5	37	176	5.5
2014-15	33	32	1000	30.3	89	235	.379	8	29	.276	50	95	.526	13	64	77	2.3	66	1	149	72	8	32	236	7.2
2015-16	36	17	858	23.8	118	302	.391	19	64	.297	71	132	.538	12	74	86	2.4	87	2	120	72	11	53	326	9.1
2016-17	11	11	309	28.1	35	85	.412	2	13	.154	29	39	.744	7	26	33	3.0	25	1	46	30	3	15	101	9.2
TOTAL	112	68	2870	25.6	299	762	.392	34	141	.241	207	352	.588	41	218	259	2.3	245	6	415	224	27	137	839	7.5

Opponent	Date	gs	min	Total		3-Pointers		Free throws		Rebounds											
				fg-fga	pct	3fg-fga	pct	ft-fga	pct	off	def	tot	avg	pf	a	t/o	blk	stl	pts	avg	
vs FGCU	11/11/16	*	30	4-5	.800	0-0	.000	3-4	.750	0	3	3	3.0	1	4	1	0	2	11	11.0	
vs Mercer	11/13/16	*	26	1-6	.167	0-4	.000	4-6	.667	0	3	3	3.0	2	2	2	0	0	6	8.5	
vs St. Bonaventure	11/17/16	*	32	1-5	.200	0-0	.000	2-4	.500	1	1	2	2.7	1	4	5	0	0	4	7.0	
vs Belmont	11/21/16	*	25	2-11	.182	1-3	.333	0-0	.000	0	1	1	2.3	3	5	1	0	3	5	6.5	
vs Seton Hall	11/24/16	*	23	3-6	.500	0-1	.000	0-0	.000	1	1	2	2.2	5	2	5	1	0	6	6.4	
vs Gonzaga	11/25/16	*	32	1-4	.250	0-0	.000	6-6	1.000	1	3	4	2.5	3	7	2	1	2	8	6.7	
vs Miami	11/27/16	*	31	4-7	.571	0-0	.000	8-10	.800	0	2	2	2.4	1	3	1	0	2	16	8.0	
at North Florida	12/1/16	*	20	2-5	.400	0-1	.000	1-1	1.000	0	2	2	2.4	2	5	4	0	2	5	7.6	
vs Duke	12/6/16	*	34	4-11	.364	0-0	.000	5-7	.714	2	5	7	2.9	4	6	2	1	0	13	8.2	
at Florida State	12/11/16	*	36	10-15	.667	1-2	.500	0-0	.000	0	3	3	2.9	2	3	5	0	2	21	9.5	
vs Charlotte	12/17/16	*	20	3-10	.300	0-2	.000	0-1	.000	2	2	4	3.0	1	5	2	0	2	6	9.2	
Totals			11	309	35-85	.412	2-13	.154	29-39	.744	7	26	33	3.0	25	46	30	3	15	101	9.2

Games played: 11
Minutes/game: 28.1
Points/game: 9.2
FG Pct: 41.2
3FG Pct: 15.4
FT Pct: 74.4

Rebounds/game: 3.0
Assists/game: 4.2
Turnovers/game: 2.7
Assist/turnover ratio: 1.5
Steals/game: 1.4
Blocks/game: 0.3

Hill Game Highs

Points	2016-17/Career	21, at Florida State (12/11/16)
Rebounds	2016-17	7, vs. Duke (12/6/16)
	Career	8, vs. Arkansas (1/31/15)
Field Goals	2016-17/Career	10, at Florida State (12/11/16)
Field Goal Attempts	2016-17	15, at Florida State (12/11/16)
	Career	18, at G. Washington (3/23/16)
3-Point Field Goals	2016-17	1, vs. Belmont (11/21/16)
	Career	2, 5x, last at UNF (3/15/16)
3-Point FG Attempts	2016-17	4, vs. Mercer (11/13/16)
	Career	5, 2x, last at Missouri (3/5/16)
Free Throws	2016-17	8, vs. Miami (11/27/16)
	Career	10, vs. UNC (11/28/14)
Free Throw Attempts	2016-17	10, vs. Miami (11/27/16)
	Career	16, vs. Georgia (1/2/16)
Assists	2016-17	7, vs. Gonzaga (11/25/16)
	Career	10, 3x, last at Texas A&M (2/14/15)
Steals	2016-17	3, vs. Belmont (11/21/16)
	Career	5, 2x, last at UNF (3/15/16)
Blocked Shots	2016-17	1, 3x, last vs. Duke (12/6/16)
	Career	2, 2x, last vs. Arkansas (2/3/16)
Minutes Played	2016-17	36, at Florida State (12/11/16)
	Career	37, 3x, last at LSU (2/21/15)

Hill vs. Little Rock

Opponent	Date	GS	Min	FG	FGA	Pct	3FG	FGA	Pct	FT	FTA	Pct	Off	Def	Tot	PF	FO	A	TO	Blk	Stl	Pts
UALR	11/16/13	*	30	4	6	.667	0	0	.000	6	8	.750	0	3	3	2	0	6	0	1	5	14

#23 JUSTIN LEON

SENIOR | F | 6-8 | 206 | CONWAY, ARK. | SHAWNEE (ILL.) C.C.

Overview

- Moved into the starting lineup at the beginning of SEC play due to his max-effort style of play, ultimately starting 11 games in his first season at UF.
- Had a monster game against LSU, scoring 14 points and grabbing a team-high nine rebounds. Leon also spent most of the game guarding Ben Simmons.
- The first Mike White recruit to suit up for the Gators.

2016-17 Highlights

- Has the potential to play minutes at the 3 and the 4 this season after playing mostly 3 last season as Dorian Finney-Smith dominated minutes at the 4.
- Led UF and posted a career best with 17 points in the win vs. Mercer, including matching his career high with three 3-pointers.



Season	gp-gs		Total		3-Point		F-Throws		Rebounds				Scoring			
			fg-fga	pct	fg-fga	pct	ft-fa	pct	off	def	tot	avg	pts	avg		
2015-16	34-11	507/14.9	72-146	.493	25-67	.373	12-26	.462	46	61	107	3.1	52	0	11	21
2016-17	11-11	229/20.8	28-52	.538	14-28	.500	8-13	.615	17	23	40	3.6	25	0	5	6
TOTAL	45-22	736/16.4	100-198	.505	39-95	.411	20-39	.513	63	84	147	3.3	77	0	16	27

Opponent	Date	gs min		Total		3-Pointers		Free throws		Rebounds				Field Goals			
				fg-fga	pct	3fg-fga	pct	ft-fa	pct	off	def	tot	avg	pts	avg		
vs FGCU	11/11/16	*	19	3-8	.375	2-3	.667	0-0	.000	0	3	3	3.0	3	0	1	0
vs Mercer	11/13/16	*	24	6-10	.600	3-5	.600	2-2	1.000	3	2	5	4.0	1	1	1	0
vs St. Bonaventure	11/17/16	*	29	2-5	.400	2-5	.400	0-2	.000	1	2	3	3.7	3	0	1	1
vs Belmont	11/21/16	*	20	0-1	.000	0-0	.000	0-0	.000	2	3	5	4.0	3	1	0	0
vs Seton Hall	11/24/16	*	29	3-6	.500	1-3	.333	0-1	.000	4	3	7	4.6	2	0	2	0
vs Gonzaga	11/25/16	*	20	2-4	.500	1-3	.333	0-0	.000	3	1	4	4.5	2	0	0	0
vs Miami	11/27/16	*	9	2-2	1.000	0-0	.000	0-0	.000	0	2	2	4.1	4	0	1	0
at North Florida	12/1/16	*	17	3-6	.500	3-5	.600	4-4	1.000	1	0	1	3.8	1	0	0	0
vs Duke	12/6/16	*	23	3-4	.750	1-2	.500	0-0	.000	1	2	3	3.7	3	1	0	0
at Florida State	12/11/16	*	21	3-3	1.000	1-1	1.000	0-2	.000	0	1	1	3.4	1	1	0	1
vs Charlotte	12/17/16	*	18	1-3	.333	0-1	.000	2-2	1.000	2	4	6	3.6	2	1	0	0
Totals			11	229	28-52	.538	14-28	.500	8-13	.615	17	23	40	3.6	25	5	6

Games played: 11
Minutes/game: 20.8
Points/game: 7.1
FG Pct: 53.8
3FG Pct: 50.0
FT Pct: 61.5

Rebounds/game: 3.6
Assists/game: 0.5
Turnovers/game: 0.5
Assist/turnover ratio: 0.8
Steals/game: 0.4
Blocks/game: 0.1

Leon Game Highs

Points	
2016-17/Career	17, vs. Mercer (11/13/16)
Rebounds	
2016-17	7, vs. Seton Hall (11/24/16)
Career	9, vs. LSU (1/9/16)
Field Goals	
2016-17	6, vs. Mercer (11/13/16)
Career	7, at Texas A&M (1/12/16)
Field Goal Attempts	
2016-17	10, vs. Mercer (11/13/16)
Career	11, vs. Alabama (2/13/16)
3-Point Field Goals	
2016-17	3, 2x, last at UNF (12/1/16)
Career	3, 4x, last at UNF (12/1/16)
3-Point FG Attempts	
2016-17	5, 3x, last at UNF (12/1/16)
Career	5, 6x, last at UNF (12/1/16)
Free Throws	
2016-17/Career	4, at North Florida (12/1/16)
Free Throw Attempts	
2016-17	4, at North Florida (12/1/16)
Career	4, 2x, last at UNF (12/1/16)
Assists	
2016-17	1, 5x, last vs. Charlotte (12/17/16)
Career	3, 2x, last at UNF (3/15/16)
Steals	
2016-17	1, 4x, last at FSU (12/11/16)
Career	1, 13x, last at FSU (12/11/16)
Blocked Shots	
2016-17	1, vs. St. Bonaventure (11/17/16)
Career	1, 4x, last vs. St. Bona. (11/17/16)
Minutes Played	
2016-17/Career	29, 2x, last vs. SHU (11/24/16)

#32 SCHUYLER RIMMER

SENIOR | C | 6-10 | 249 | ORLANDO, FLA. | STANFORD

Overview

- Provided additional frontcourt depth off the bench for the Gators, including 21 critical minutes in the win vs. ninth-ranked West Virginia.
- Mid-year transfer from Stanford in 2014-15, given a waiver to compete at the beginning of the 2015-16 season.
- Big man who is most at home in the post, but also has a mid-range jump shot.

2016-17 Highlights

- Will again serve as a post reserve as the team's lone walk-on this season.



Season	gp-gs	min/avg	Total		3-Point		F-Throws		Rebounds				Scoring			
			fg-fga	pct	fg-fga	pct	ft-fla	pct	off	def	tot	avg	pf	fo	ast	to
2013-14*	14-0	69/4.9	3-9	.333	0-0	.000	1-7	.143	1	8	9	0.6	11	0	0	5
2014-15*	2-0	6/3.0	0-0	.000	0-0	.000	1-2	.500	1	1	2	1.0	0	0	0	0
2015-16	25-0	162/6.5	13-30	.433	1-1	1.000	9-10	.900	10	20	30	1.2	25	0	3	7
2016-17	5-0	21/4.2	2-3	.667	0-1	.000	2-4	.500	1	5	6	1.2	4	0	0	1
TOTAL	30-0	183/6.1	15-33	.455	1-2	.500	11-14	.786	11	25	36	1.2	29	0	3	8
All*	46-0	258/5.6	18-42	.429	1-2	.500	13-23	.565	13	34	47	1.0	40	0	3	13

Opponent	Date	gs	min	Total		3-Pointers		Free throws		Rebounds				pf	a	t/o	blk	stl	pts	avg
				fg-fga	pct	3fg-fga	pct	ft-fla	pct	off	def	tot	avg							
vs FGCU	11/11/16	2	0-0	.000	0-0	.000	0-0	.000	0	0	0	0.0	1	0	0	0	0	0	0	0.0
vs Mercer	11/13/16	2	1-1	1.000	0-0	.000	1-1	1.000	0	0	0	0.0	1	0	1	1	0	3	1.5	
vs St. Bonaventure	11/17/16	dnp	-	-	-	-	-	-	-	-	-	-	-	-	-	-	-	-	-	-
vs Belmont	11/21/16	2	0-1	.000	0-1	.000	0-0	.000	0	1	1	0.3	0	0	0	0	0	0	0	1.0
vs Seton Hall	11/24/16	dnp	-	-	-	-	-	-	-	-	-	-	-	-	-	-	-	-	-	-
vs Gonzaga	11/25/16	dnp	-	-	-	-	-	-	-	-	-	-	-	-	-	-	-	-	-	-
vs Miami	11/27/16	dnp	-	-	-	-	-	-	-	-	-	-	-	-	-	-	-	-	-	-
at North Florida	12/1/16	3	0-0	.000	0-0	.000	0-0	.000	0	1	1	0.5	0	0	0	0	0	0	0	0.8
vs Duke	12/6/16	dnp	-	-	-	-	-	-	-	-	-	-	-	-	-	-	-	-	-	-
at Florida State	12/11/16	dnp	-	-	-	-	-	-	-	-	-	-	-	-	-	-	-	-	-	-
vs Charlotte	12/17/16	12	1-1	1.000	0-0	.000	1-3	.333	1	3	4	1.2	2	0	0	2	0	3	1.2	
Totals		0	21	2-3	.667	0-1	.000	2-4	.500	1	5	6	1.2	4	0	1	3	0	6	1.2

Games played: 5
Minutes/game: 4.2
Points/game: 1.2
FG Pct: 66.7
3FG Pct: 0.0
FT Pct: 50.0

Rebounds/game: 1.2
Turnovers/game: 0.2
Blocks/game: 0.6

Rimmer Game Highs

Points

2016-17 3, 2x, last vs. Charlotte (12/17/16)
UF/Career 9, vs. N. Carolina A&T (11/16/15)

Rebounds

2016-17 4, vs. Charlotte (12/17/16)
UF/Career 6, vs. West Virginia (1/30/16)

Field Goals

2016-17 1, 2x, last vs. Charlotte (12/17/16)
UF/Career 4, vs. N. Carolina A&T (11/16/15)

Field Goal Attempts

2016-17 1, 3x, last vs. Charlotte (12/17/16)
UF/Career 6, vs. N. Carolina A&T (11/16/15)

3-Point Field Goals

2016-17 ---
UF/Career 1, vs. N. Carolina A&T (11/16/15)

3-Point FG Attempts

2016-17 1, vs. Belmont (11/21/16)
UF/Career 1, 2x, last vs. Belmont (11/21/16)

Free Throws

2016-17 1, 2x, last vs. Charlotte (12/17/16)
UF/Career 2, 4x, last vs. West Va. (1/30/16)

Free Throw Attempts

2016-17/UF/Career 3, vs. Charlotte (12/17/16)

Assists

2016-17 ---
UF/Career 1, 3x, last vs. Arkansas (2/3/16)

Steals

2016-17/UF/Career ---

Blocked Shots

2016-17/UF/Career 2, vs. Charlotte (12/17/16)

Minutes Played

2016-17 12, vs. Charlotte (12/17/16)
UF/Career 21, vs. West Virginia (1/30/16)

Note: Career highs before 2015 from Stanford.

#1 DEVIN ROBINSON

JUNIOR | F | 6-8 | 200 | CHESTERFIELD, VA. | CHRISTCHURCH SCHOOL

Overview

- Noted by head coach Mike White as one of the Gators' most improved players of 2015-16 with plenty of room for further growth.
- Has shown flashes of the ability to be a standout SEC player, but looks to add consistency.
- Named to the 2015 SEC All-Freshman team.
- Robinson brings length to the wing, with the ability to put the ball on the floor or pull up for a 3-pointer.
- Playmaker who can cause matchup problems at the 3 position due to his size and at the 4 due to his athleticism.

2016-17 Highlights

- Looks to take more leadership and develop consistency as one of the top-performing upperclassmen on the team.
- Scored the Gators' first nine points of the game en route to a career-best 18 as Florida came up just short against 11th-ranked Gonzaga.



Season	gp-gs		min/avg		Total		3-Point		F-Throws		Rebounds				Scoring							
	fg-pg	gs	min	avg	fg-fga	pct	fg-fga	pct	ft-fa	pct	off	def	tot	avg	pf	fo	ast	to	blk	stl	pts	avg
2014-15	33-17		628	19.0	78-194	.402	21-82	.256	35-55	.636	27	65	92	2.8	57	2	23	31	13	17	212	6.4
2015-16	36-18		832	23.1	114-249	.458	36-106	.340	59-78	.756	61	140	201	5.6	87	3	17	29	21	18	323	9.0
2016-17	11-11		270	24.5	44-80	.550	7-21	.333	33-41	.805	20	43	63	5.7	24	2	8	9	7	13	128	11.6
TOTAL	80-46		1730	21.6	236-523	.451	64-209	.306	127-174	.730	108	248	356	4.5	168	7	48	69	41	48	663	8.3

Opponent	Date	gs	min	Total		3-Pointers		Free throws		Rebounds				pf	a	t/o	blk	stl	pts	avg	
				fg-fga	pct	3fg-fga	pct	ft-fa	pct	off	def	tot	avg								
vs FGCU	11/11/16	*	24	4-7	.571	2-2	1.000	4-4	1.000	2	4	6	6.0	2	0	1	2	3	14	14.0	
vs Mercer	11/13/16	*	32	4-9	.444	1-3	.333	3-3	1.000	4	5	9	7.5	2	1	2	0	2	12	13.0	
vs St. Bonaventure	11/17/16	*	25	6-6	1.000	1-1	1.000	1-3	.333	4	3	7	7.3	3	1	1	0	1	14	13.3	
vs Belmont	11/21/16	*	26	4-9	.444	1-5	.200	2-2	1.000	0	4	4	6.5	2	2	2	0	0	11	12.8	
vs Seton Hall	11/24/16	*	11	2-2	1.000	0-0	.000	1-1	1.000	0	3	3	5.8	5	1	0	0	0	5	11.2	
vs Gonzaga	11/25/16	*	34	6-13	.462	0-3	.000	6-6	1.000	1	4	5	5.7	0	0	0	1	1	18	12.3	
vs Miami	11/27/16	*	30	5-9	.556	0-2	.000	0-0	.000	1	4	5	5.6	0	1	1	3	2	10	12.0	
at North Florida	12/1/16	*	21	3-7	.429	0-2	.000	4-7	.571	1	5	6	5.6	0	0	2	0	0	10	11.8	
vs Duke	12/6/16	*	31	3-7	.429	1-1	1.000	4-4	1.000	2	2	4	5.4	3	1	0	1	2	11	11.7	
at Florida State	12/11/16	*	16	2-5	.400	0-1	.000	4-5	.800	2	3	5	5.4	5	0	0	0	1	8	11.3	
vs Charlotte	12/17/16	*	20	5-6	.833	1-1	1.000	4-6	.667	3	6	9	5.7	2	1	0	0	1	15	11.6	
Totals			11	270	44-80	.550	7-21	.333	33-41	.805	20	43	63	5.7	24	8	9	7	13	128	11.6

Games played: 11
Minutes/game: 24.5
Points/game: 11.6
FG Pct: 55.0
3FG Pct: 33.3
FT Pct: 80.5

Rebounds/game: 5.7
Assists/game: 0.7
Turnovers/game: 0.8
Assist/turnover ratio: 0.9
Steals/game: 1.2
Blocks/game: 0.6

Robinson Game Highs

Points	
2016-17/Career	18, vs. Gonzaga (11/25/16)
Rebounds	
2016-17	9, 2x, last vs. Charlotte (12/17/16)
Career	13, vs. Richmond (12/1/15)
Field Goals	
2016-17	6, 2x, last vs. Gonzaga (11/25/16)
Career	6, 4x, last vs. Gonzaga (11/25/16)
Field Goal Attempts	
2016-17	13, vs. Gonzaga (11/25/16)
Career	13, 2x, last vs. Gonzaga (11/25/16)
3-Point Field Goals	
2016-17	2, vs. FGCU (11/11/16)
Career	4, at LSU (2/27/16)
3-Point Attempts	
2016-17	5, vs. Belmont (11/21/16)
Career	6, 3x, last at S. Carolina (2/20/16)
Free Throws	
2016-17/Career	6, vs. Gonzaga (11/25/16)
Free Throw Attempts	
2016-17/Career	7, at North Florida (12/1/16)
Assists	
2016-17	2, vs. Belmont (11/21/16)
Career	3, 4x, last at Ohio State (3/20/16)
Steals	
2016-17	3, vs. FGCU (11/11/16)
Career	4, at LSU (2/27/16)
Blocked Shots	
2016-17	3, vs. Miami (11/27/16)
Career	3, 2x, last vs. Miami (11/27/16)
Minutes Played	
2016-17	34, vs. Gonzaga (11/25/16)
Career	40, at South Carolina (2/20/16)

#25 KEITH STONE

FRESHMAN (R) | F | 6-8 | 240 | DEERFIELD BEACH, FLA. | ZION LUTHERAN

Overview

- Strong wing player with the size and strength to compete on the interior.
- Rated a four-star prospect by ESPN and a three-star by Rivals.
- ESPN.com bottom line: "Stone is a combination forward that is a tough cover. He can make plays from almost anywhere inside the arc. Stone is just scratching the surface of how good he can become. When Stone is locked in and competing he has a high major game to go along with his terrific scoring package."

2016-17 Highlights

- Figures to be a regular rotation player immediately with the offensive fire-power and versatility.
- Broke out in a major way in the win against Miami, coming off the bench for 15 points and eight rebounds. Set a career high in every category except assists in the game.



Season	gp-gs min/avg		Total		3-Point		F-Throws		Rebounds				Scoring							
			fg-fga	pct	fg-fga	pct	ft-fa	pct	off	def	tot	avg	pf	fo	ast	to	blk	stl	pts	avg
2016-17	11-0	137/12.5	15-37	.405	4-12	.333	10-12	.833	10	13	23	2.1	10	0	6	8	5	2	44	4.0
TOTAL	11-0	137/12.5	15-37	.405	4-12	.333	10-12	.833	10	13	23	2.1	10	0	6	8	5	2	44	4.0

				Total		3-Pointers		Free throws		Rebounds										
Opponent	Date	gs	min	fg-fga	pct	3fg-fga	pct	ft-fa	pct	off	def	tot	avg	pf	a	t/o	blk	stl	pts	avg
vs FGCU	11/11/16	8		0-3	.000	0-1	.000	0-0	.000	1	1	2	2.0	1	0	1	1	0	0	0.0
vs Mercer	11/13/16	11		0-3	.000	0-1	.000	2-2	1.000	1	2	3	2.5	1	3	1	0	0	2	1.0
vs St. Bonaventure	11/17/16	2		0-1	.000	0-0	.000	0-0	.000	0	0	0	1.7	0	0	0	0	0	0	0.7
vs Belmont	11/21/16	16		2-4	.500	0-1	.000	0-0	.000	0	1	1	1.5	1	2	0	1	0	4	1.5
vs Seton Hall	11/24/16	6		0-2	.000	0-2	.000	0-0	.000	0	0	0	1.2	1	0	0	0	0	0	1.2
vs Gonzaga	11/25/16	4		0-2	.000	0-1	.000	0-0	.000	0	0	0	1.0	0	0	1	0	0	0	1.0
vs Miami	11/27/16	25		5-8	.625	2-2	1.000	3-4	.750	4	4	8	2.0	1	0	1	1	1	15	3.0
at North Florida	12/1/16	17		2-2	1.000	1-1	1.000	3-4	.750	1	0	1	1.9	1	1	2	0	0	8	3.6
vs Duke	12/6/16	12		1-5	.200	1-2	.500	0-0	.000	0	1	1	1.8	1	0	1	0	1	3	3.6
at Florida State	12/11/16	17		1-2	.500	0-1	.000	0-0	.000	1	2	3	1.9	2	0	0	0	0	2	3.4
vs Charlotte	12/17/16	19		4-5	.800	0-0	.000	2-2	1.000	2	2	4	2.1	1	0	1	2	0	10	4.0
Totals		0	137	15-37	.405	4-12	.333	10-12	.833	10	13	23	2.1	10	6	8	5	2	44	4.0

Games played: 11
Minutes/game: 12.5
Points/game: 4.0
FG Pct: 40.5
3FG Pct: 33.3
FT Pct: 83.3

Rebounds/game: 2.1
Assists/game: 0.5
Turnovers/game: 0.7
Assist/turnover ratio: 0.8
Steals/game: 0.2
Blocks/game: 0.5

Stone Game Highs

Points	
2016-17/Career	15, vs. Miami (11/27/16)
Rebounds	
2016-17/Career	8, vs. Miami (11/27/16)
Field Goals	
2016-17/Career	5, vs. Miami (11/27/16)
Field Goal Attempts	
2016-17/Career	8, vs. Miami (11/27/16)
3-Point Field Goals	
2016-17/Career	2, vs. Miami (11/27/16)
3-Point FG Attempts	
2016-17/Career	2, 3x, last vs. Duke (12/6/16)
Free Throws	
2016-17/Career	3, 2x, last at UNF (12/1/16)
Free Throw Attempts	
2016-17/Career	4, 2x, last at UNF (12/1/16)
Assists	
2016-17/Career	3, vs. Mercer (11/13/16)
Steals	
2016-17/Career	1, 2x, last vs. Duke (12/6/16)
Blocked Shots	
2016-17/Career	2, vs. Charlotte (12/17/16)
Minutes Played	
2016-17/Career	25, vs. Miami (11/27/16)

NOT COMPETING IN 2016-17

#21 DONTAY BASSETT

FRESHMAN | F | 6-9 | 222 | OAKLAND, CALIF. | OLDSMAR CHRISTIAN

Overview

- Power forward with the ability to face up and handle the ball.
- Rated a three-star prospect by ESPN, Rivals and Scout.

2016-17 Highlights

- Projects as a power forward with good size and strength.
- Diagnosed with a stress fracture in his right foot in October and will red-shirt while recovering.



#3 JALEN HUDSON

JUNIOR | G | 6-6 | 190 | RICHMOND, VA. | VIRGINIA TECH

Overview

- Played 67 games at Virginia Tech with 27 starts, averaging 7.7 points over two seasons in Blacksburg.
- Shot .432 out of the backcourt and went .500 or better from the field in 29 games at VT.
- Brings good length to the perimeter.

2016-17 Highlights

- Gives the Gators a talented and experienced player with outstanding scoring ability waiting in the wings while sitting out due to transfer rules.



Season	gp-gs		Total		3-Point		F-Throws		Rebounds				Scoring							
			fg-fga	pct	fg-fga	pct	ft-fa	pct	off	def	tot	avg	pf	fo	ast	to	blk	stl	pts	avg
2014-15*	32-3	535/16.7	80-167	.479	15-53	.283	47-73	.644	23	40	63	2.0	58	2	37	51	10	17	222	6.9
2015-16*	35-24	700/20.0	99-247	.401	28-81	.346	67-100	.670	59	79	138	3.9	67	2	21	49	5	21	293	8.4
All*	67-27	1235/18.4	179-414	.432	43-134	.321	114-173	.659	82	119	201	3.0	125	4	58	100	15	38	515	7.7

2016-17 BOX SCORES

Official Basketball Box Score -- Game Totals -- Final Statistics FGCU vs Florida 11/11/16 7:30 p.m. at Veterans Mem. Arena - Jacksonville, Fla.

FGCU 59 • 0-1

#	Player	Total			3-Ptr			Rebounds			PF	TP	A	TO	Blk	Stl	Min
		FG-FGA	FG-FGA	FT-FTA	Off	Def	Tot	Off	Def	Tot							
13	SCOTT Jr, RaySean	f	1-3	1-3	2-2	1	3	4	3	5	1	1	0	0	0	21	
21	MORANT, Demetris	f	1-3	0-0	1-2	3	6	9	1	3	1	1	1	0	0	32	
00	GOODWIN, Brandon	g	6-12	2-3	0-1	2	2	4	3	14	0	3	0	0	0	27	
05	JOHNSON, Zach	g	2-10	0-4	2-6	1	0	1	3	6	2	3	0	0	0	25	
11	TERRELL, Christian	g	4-11	1-4	0-0	1	1	2	1	9	1	5	0	0	0	33	
01	REID, Reggie	g	2-7	1-2	0-0	0	1	1	1	5	2	2	0	0	1	13	
03	TUCKER, Raylon	g	4-6	2-3	0-0	0	3	3	3	10	1	3	0	0	0	21	
10	MICKLE, Kevin	g	0-0	0-0	0-0	1	1	2	3	0	0	0	0	0	0	12	
23	CARLYLE, Christian	g	0-1	0-0	0-0	0	1	1	0	0	0	0	0	0	0	4	
32	SIMMONS, Antravious	g	3-6	1-1	0-0	2	2	4	4	7	0	1	1	0	0	12	
Team							3	4	7								
Totals			23-59	8-20	5-11	14	24	38	22	59	8	19	2	1	0	200	
FG % 1st Half: 15-34		44.1%	2nd half: 8-25	32.0%	Game: 23-59	39.0%	Deadball Rebounds 2										
3FG % 1st Half: 5-12		41.7%	2nd half: 3-8	37.5%	Game: 8-20	40.0%											
FT % 1st Half: 0-0		0.0%	2nd half: 5-11	45.5%	Game: 5-11	45.5%											

Florida 80 • 1-0

#	Player		Total			3-Ptr			Rebounds			PF	TP	A	TO	Blk	Stl	Min.	
			FG-FGA	FG-FGA	FT-FTA	Off	Def	Tot	Off	Def	Tot								
01	Robinson, Devin	f	4-7	2-2	4-4	2	4	6	2	14	0	1	2	3	24				
23	Leon, Justin	f	3-8	2-3	0-0	0	3	3	3	8	0	1	0	1	19				
15	Egbunu, John	c	6-11	0-0	1-2	5	3	8	2	13	0	1	1	0	24				
00	Hill, Kasey	g	4-5	0-0	3-4	0	3	3	1	11	4	1	0	2	30				
05	Allen, KeVaughn	g	2-8	0-3	2-2	1	1	2	1	6	2	1	0	2	29				
02	Hester, Eric		0-1	0-1	0-0	0	1	1	0	0	0	0	0	1	2				
11	Chiozza, Chris		2-5	0-2	2-3	1	1	2	3	6	4	0	0	3	21				
12	Gak, Gorjok		0-0	0-0	0-0	0	0	0	0	0	0	0	0	0	3				
13	Hayes, Kevarrus		2-2	0-0	5-5	1	4	5	2	9	1	1	5	0	14				
24	Barry, Canyon		5-12	0-3	3-6	3	3	6	0	13	0	0	0	1	24				
25	Stone, Keith		0-3	0-1	0-0	1	1	2	1	0	0	1	1	0	8				
32	Rimmer, Schuyler		0-0	0-0	0-0	0	0	0	1	0	0	0	0	0	2				
Team							1	2	3										
Totals			28-62	4-15	20-26	15	26	41	16	80	11	7	9	13	200				
FG % 1st Half: 14-33			42.4%	2nd half: 14-29	48.3%	Game: 28-62	45.2%												Deadball Rebounds
3FG % 1st Half: 3-8			37.5%	2nd half: 1-7	14.3%	Game: 4-15	26.7%												1
FT % 1st Half: 9-13			69.2%	2nd half: 11-13	84.6%	Game: 20-26	76.9%												

Officials: Pat Adams, Bruce Benedict, Nate Green
Technical fouls: FGCU-None. Florida-None.
Attendance: 5212

Score by periods	1st	2nd	Total
FGCU	35	24	59
Florida	40	40	80

Last FG - FGCU 2nd-06:58, UF 2nd-01:34.
Largest lead - FGCU by 5 1st-07:57, UF by 22 2nd-01:34.
FGCU led for 10:35, UF led for 24:47. Game was tied for 04:16.

Score tied - 6 times.
Lead changed - 9 times.

Official Basketball Box Score -- Game Totals -- Final Statistics Mercer vs Florida 11/13/16 8 p.m. at Veterans Mem. Arena - Jacksonville, Fla.

Mercer 54 • 1-1

#	Player	Total			3-Ptr			Rebounds			PF	TP	A	TO	Blk	Stl	Min
		FG-FGA	FG-FGA	FT-FTA	Off	Def	Tot	Off	Def	Tot							
00	Desmond Ringer	f	1-1	0-0	0-1	0	3	3	5	2	0	2	2	0	0	17	
15	Stephon Jelks	f	2-4	1-3	0-0	0	1	1	2	5	0	2	1	0	0	19	
05	Jordan Strawberry	g	1-3	0-0	2-3	2	1	3	1	4	2	4	0	0	0	21	
10	Ria'n Holland	g	8-16	5-10	0-0	0	4	4	4	21	1	3	0	1	32		
23	Demetre Rivers	g	1-4	0-2	0-0	0	1	1	5	2	2	2	0	0	0	16	
01	Cory Kilby	g	1-3	0-2	0-0	1	2	3	2	2	0	1	0	1	1	18	
13	Ryan Johnson	g	3-6	1-2	0-0	1	6	7	1	7	1	0	0	0	0	18	
20	Darius Roy	g	0-0	0-0	2-4	2	3	5	1	2	1	0	0	2	12		
24	Ross Cummings	g	1-3	0-0	0-0	2	1	3	2	2	2	1	0	0	0	12	
25	Rashad Lewis	g	0-2	0-0	1-2	0	0	0	2	1	0	2	0	1	12		
44	JJ N'Ganga	g	0-3	0-0	1-2	0	0	0	4	1	0	0	0	1	13		
55	Andrew Fishler	g	1-3	0-0	3-5	1	0	1	2	5	0	0	1	0	0	10	
Team							1	0	1								
Totals			19-51	7-19	9-17	10	22	32	31	54	9	17	4	6	200		
FG % 1st Half: 6-18		33.3%	2nd half: 13-33	39.4%	Game: 19-51	37.3%	Deadball Rebounds 3										
3FG % 1st Half: 0-6		0.0%	2nd half: 7-13	53.8%	Game: 7-19	36.8%											
FT % 1st Half: 2-4		50.0%	2nd half: 7-13	53.8%	Game: 9-17	52.9%											

Florida 76 • 2-0

#	Player	Total			3-Ptr			Rebounds			PF	TP	A	TO	Blk	Stl	Min
		FG-FGA	FG-FGA	FT-FTA	Off	Def	Tot	Off	Def	Tot							
01	Robinson, Devin	f	4-9	1-3	3-3	4	5	9	2	12	1	2	0	2	32		
23	Leon, Justin	f	6-10	3-5	2-2	3	2	5	1	17	1	1	0	1	24		
15	Egbunu, John	c	2-4	0-0	2-2	4	4	8	3	6	0	1	2	1	22		
00	Hill, Kasey	c	1-6	0-4	4-6	0	3	3	2	6	2	2	0	0	26		
05	Allen, KeVaughn	g	3-12	2-8	5-5	1	2	3	1	13	5	4	2	2	26		
02	Hester, Eric	g	0-1	0-1	1-2	0	0	0	0	0	0	0	0	0	3		
11	Chiozza, Chris	g	1-4	1-2	1-2	0	1	1	3	4	2	0	0	0	16		
12	Gak, Gorjok	g	0-0	0-0	1-2	1	1	2	1	1	0	0	0	0	3		
13	Hayes, Kevarrus	g	2-6	0-0	0-1	2	2	4	3	4	0	1	1	0	15		
24	Barry, Canyon	g	2-5	1-1	2-2	1	3	4	0	7	0	0	0	0	20		
25	Stone, Keith	g	0-3	0-1	2-2	1	2	3	1	2	3	1	0	0	11		
32	Rimmer, Schuyler	g	1-1	0-0	1-1	0	0	0	1	3	0	1	1	0	2		
Team							3	2	5								
Totals			22-61	8-25	24-30	20	27	47	18	76	14	13	6	6	200		
FG % 1st Half: 11-33		33.3%	2nd half: 11-28	39.3%	Game: 22-61	36.1%	Deadball Rebounds 3										
3FG % 1st Half: 4-14		28.6%	2nd half: 4-11	36.4%	Game: 8-25	32.0%											
FT % 1st Half: 10-12		83.3%	2nd half: 14-18	77.8%	Game: 24-30	80.0%											

Officials: Tony Greene, Lee Cassell, Will Howard
Technical fouls: Mercer-None. Florida-None.
Attendance: 3716
Mercer #23 D. Rivers fouls out at 12:07 (2)
Mercer #00 D. Rivers fouls out at 7:50 (2)

Score by periods	1st	2nd	Total
Mercer	14	40	54
Florida	36	40	76

Last FG - MER 2nd-02:56, UF 2nd-00:37.
Largest lead - MER by 2 1st-18:00, UF by 25 2nd-06:46.
MER led for 01:15, UF led for 33:41. Game was tied for 05:04.

Score tied - 3 times.
Lead changed - 3 times.

Official Basketball Box Score -- Game Totals -- Final Statistics St. Bonaventure vs Florida 11/17/16 7 p.m. at The Lakeland Center - Lakeland, Fla.

St. Bonaventure 66 • 1-1

#	Player	Total		3-Ptr	Rebounds					PF	TP	A	TO	Blk	Stl	Min
		FG-FGA	FG-FGA	FT-FTA	Off	Def	Tot	Off	Def							
05	OBOKOH, Chinonso	f	0-1	0-0	0-0	0	1	1	3	0	0	1	2	0	0	10
12	GREGG, Denzel	f	3-8	0-1	1-2	0	3	3	2	7	0	3	1	1	1	35
01	TAOQUEE, Idris	g	2-10	0-3	0-0	6	3	9	4	4	2	1	0	1	1	36
02	MOBLEY, Matt	g	10-21	6-12	2-4	1	5	6	0	28	2	3	1	2	40	
10	ADAMS, Jaylen	g	7-16	3-10	3-4	1	3	4	3	20	4	6	0	2	38	</
00	ANDOH, David		1-2	0-1	0-0	0	0	0	0	2	0	0	0	0	0	7
03	COBURN, Tareq		0-0	0-0	0-0	0	0	0	0	0	0	0	0	0	0	0+
15	GRIFFIN, LaDarlen		0-0	0-0	0-0	1	2	3	3	0	0	0	0	0	0	8
32	IKPEZE, Amadi		1-4	0-0	2-2	0	3	3	4	0	1	4	2	0	0	19
33	AYENI, Josh		0-1	0-0	1-2	0	2	2	5	1	0	2	0	0	0	7
Team						4	1	5								
Totals			24-63	9-27	9-14	15	21	36	23	66	8	17	8	8	200	
FG % 1st Half: 11-29 37.9% 2nd half: 13-34 38.2% Game: 24-63 38.1% Deadball Rebounds																
3FG % 1st Half: 3-11 27.3% 2nd half: 6-16 37.5% Game: 9-27 33.3%																
FT % 1st Half: 7-10 70.0% 2nd half: 2-4 50.0% Game: 9-14 64.3%																
4																

2016-17 BOX SCORES

Official Basketball Box Score -- Game Totals -- Final Statistics

Florida vs Duke

12/6/16 9:30pm at Madison Square Garden, New York, NY

Florida 74 • 7-2

#	Player		Total		3-Ptr	Rebounds			PF	TP	A	TO	Blk	Stl	Min
			FG-FGA	FG-FGA	FT-FTA	Off	Def	Tot							
01	Robinson, Devin	f	3-7	1-1	4-4	2	2	4	3	11	1	0	1	2	31
23	Leon, Justin	f	3-4	1-2	0-0	1	2	3	3	7	1	0	0	0	23
15	Egbunu, John	c	2-10	0-0	5-10	7	5	12	2	9	0	3	3	0	29
00	Hill, Kasey	g	4-11	0-0	5-7	2	5	7	4	13	6	2	1	0	34
05	Allen, KeVaughn	g	8-13	3-5	2-2	0	0	0	2	21	0	2	0	0	32
11	Chiozza, Chris	g	1-1	0-0	0-0	0	1	1	1	2	1	3	0	0	9
13	Hayes, Kevarrus	g	1-1	0-0	0-0	1	1	2	1	2	0	1	2	1	11
24	Barry, Canyon	g	3-9	0-1	0-0	0	1	1	0	6	1	1	1	2	19
25	Stone, Keith	g	1-5	1-2	0-0	0	1	1	1	3	0	1	0	1	12
Team						0	1	1							
Totals			26-61	6-11	16-23	13	19	32	17	74	10	13	8	6	200
FG % 1st Half: 11-25			44.0%	2nd half: 15-36	41.7%	Game: 26-61	42.6%								Deadball Rebounds 4
3FG % 1st Half: 1-3			33.3%	2nd half: 5-8	62.5%	Game: 6-11	54.5%								
FT % 1st Half: 8-11			72.7%	2nd half: 8-12	66.7%	Game: 16-23	69.6%								

Duke 84 • 9-1

#	Player		Total			3-Ptr			Rebounds			PF	TP	A	TO	Blk	Stl	Min.
			FG-FGA	FG-FGA	FT-FTA	Off	Def	Total										
21	JEFFERSON,AMILE	f	11-14	0-0	2-2	5	10	15	2	24	2	2	2	4	1	39		
03	ALLEN,GRAYSON	g	2-10	1-5	1-2	0	2	2	2	6	8	2	0	1	35			
05	KENNARD,LUKE	g	11-16	5-7	2-2	1	0	1	3	29	3	3	0	2	38			
13	JONES,MATT	g	0-4	0-2	0-0	1	2	3	3	0	1	1	1	1	36			
15	JACKSON,FRANK	g	1-5	1-3	0-0	0	0	0	2	3	0	1	0	1	20			
15	TATUM,JAYSON	g	7-12	0-0	8-8	0	8	8	3	22	2	2	1	2	29			
02	JETER,CHASE	g	0-0	0-0	0-0	0	0	0	1	0	0	1	0	0	1			
20	BOLDEN,MARQUES	g	0-0	0-0	0-0	0	0	0	2	0	0	0	0	0	2			
Team						3	3	6										
Totals				32-61	7-17	13-14	10	25	35	18	84	16	13	6	8	200		
FG % 1st Half: 18-38			47.4%	2nd half: 14-23	60.9%	Game: 32-61			52.5%								Deadball Rebounds 1	
3FG % 1st Half: 2-8			25.0%	2nd half: 5-9	55.6%	Game: 7-17			41.2%									
FT % 1st Half: 3-4			75.0%	2nd half: 10-10	100.0%	Game: 13-14			92.9%									

Officials: Roger Ayers, Mike Roberts, Mike Eades

Technical fouls: Florida-None. Duke-JONES,MATT.

Attendance: 15294

2016 JIMMY V CLASSIC

Score by periods	1st	2nd	Total
Florida	31	43	74
Duke	41	43	84

Last FG - UF 2nd-02:29, DU 2nd-00:40.

Largest lead - UF by 3 1st-10:35, DU by 14 2nd-14:30.

UF led for 05:03. DU led for 32:04. Game was tied for 02:29.

Score tied - 3 times.

Lead changed - 6 times.

Official Basketball Box Score -- Game Totals -- Final Statistics

Florida vs Florida State

12/11/16 4:00 pm at the Tucker Center - Tallahassee, Florida

Florida 78 • 7-3

#	Player		Total			3-Ptr		Rebounds			PF	TP	A	TO	Blk	Stl	Min	
			FG-FGA	FG-FGA	FT-FTA	Off	Def	Tot										
01	Robinson, Devin	f	2-5	0-1	4-5	2	3	5	8	0	0	0	1	16				
23	Leon, Justin	f	3-3	1-1	0-2	0	1	1	7	1	0	0	1	21				
15	Egbunu, John	c	2-4	1-1	3-5	0	5	5	1	8	0	1	1	0	27			
00	Hill, Kasey	g	10-15	1-2	0-0	0	3	3	2	21	3	5	0	2	36			
05	Allen, KeVaughn	g	6-13	1-3	3-5	0	0	0	4	16	0	1	0	0	20			
02	Hester, Eric	g	0-0	0-0	0-0	0	0	0	0	0	0	0	0	0	2			
11	Chiozza, Chris	g	2-7	0-5	2-2	1	2	3	2	6	4	1	0	1	22			
13	Hayes, Kevarrus	g	1-3	0-0	2-4	3	4	7	3	4	0	1	0	0	13			
24	Barry, Canyon	g	2-10	0-2	2-2	0	2	2	3	6	1	0	1	0	26			
25	Stone, Keith	g	1-2	0-1	0-0	1	2	3	2	2	0	0	0	0	17			
Team						2	2	4	1									
Totals				29-62	4-16	16-25	9	24	33	24	78	9	9	2	5	200		
FG % 1st Half: 11-24			45.8%	2nd half: 18-38	47.4%	Game: 29-62	46.8%											Deadball
3FG % 1st Half: 2-8			25.0%	2nd half: 2-8	25.0%	Game: 4-16	25.0%											Rebounds
FT % 1st Half: 10-16			62.5%	2nd half: 6-9	66.7%	Game: 16-25	64.0%											2,1

Florida State 83 • 10-1

#	Player		Total			3-Ptr		Rebounds			PF	TP	A	TO	Blk	Stl	Min
			FG	FGA	FG-FGA	FT	FTA	Off	Def	Tot							
01	Isaac, Jonathan	f	1-4	1-3	6-6	1	5	6	2	9	0	2	0	0	0	19	
50	Ojo, Michael	c	1-4	0-0	6-6	4	3	7	3	8	1	0	1	0	0	16	
04	Bacon, Dwayne	g	9-18	0-4	6-7	1	2	3	1	24	2	2	0	1	1	31	
14	Mann, Terance	g	6-10	0-0	4-8	2	8	10	1	16	2	3	0	1	1	31	
22	Rathan-Mayes, Xavier	g	3-6	1-2	0-1	0	3	3	1	7	2	3	0	0	0	29	
00	Cofer, Phil	g	0-0	0-0	0-0	0	0	0	0	0	0	1	1	0	1	4	
02	Walker, CJ	g	0-3	0-1	0-0	1	0	1	0	0	0	0	0	0	0	7	
03	Forrest, Trent	g	3-5	0-0	2-2	0	1	1	1	8	1	2	0	0	0	21	
05	Savoy, PJ	g	1-3	1-3	0-0	0	0	0	1	3	0	0	0	0	0	5	
11	Angola-Rodas, Braian	g	2-4	1-2	1-1	1	4	5	1	6	2	0	0	1	1	12	
21	Koumadje, Christ	g	0-0	0-0	0-0	0	2	2	4	0	0	1	2	1	1	13	
23	Smith, Jarquez	g	1-2	0-0	0-2	1	3	4	2	2	0	0	0	0	0	12	
Team						0	0	0									
Totals				27-59	4-15	25-33	11	31	42	17	83	10	14	4	4	200	
FG % 1st Half: 11-30			36.7%	2nd half: 16-29	55.2%	Game: 27-59	45.8%										Deadball
3FG % 1st Half: 3-12			25.0%	2nd half: 1-3	33.3%	Game: 4-15	26.7%										Rebounds
FT % 1st Half: 11-13			84.6%	2nd half: 14-20	70.0%	Game: 25-33	75.8%										4

Officials: Michael Stephens, Bill Covington Jr, Keith Kimble

Technical fouls: Florida-TEAM. Florida State-None.

Attendance: 10029

UF Head Coach assessed technical foul at 14:04 2H

Score by periods	1st	2nd	Total
Florida	34	44	78
Florida State	36	47	83

Last FG - UF 2nd-00:09, FS 2nd-01:51.

Largest lead - UF by 5 1st-11:17, FS by 13 2nd-11:51.

UF led for 11:15. FS led for 24:15. Game was tied for 04:30.

	In	Off	2nd	Fast	
Points	Paint	T/O	Chance	Break	Bench
UF	42	25	11	15	18
FS	34	12	10	10	19

Score tied - 8 times.

Lead changed - 6 times.

Official Basketball Box Score -- Game Totals -- Final Statistics

Charlotte vs Florida

12/17/16 4:00 PM at BB&T Center (Sunrise, Fla.)

Charlotte 46 • 6-4

#	Player	Total			3-Ptr	Rebounds						PF	TP	A	TO	Blk	Stl	Min
		FG	FGA	FT	FTA	Off	Def	Tot										
14	WASHINGTON, JC	f	1-3	0-0	0-0	2	1	3	4	2	0	1	0	0	0	13		
15	VANHOOK, Anthony	f	1-4	0-0	0-0	1	1	2	3	2	1	1	0	0	0	16		
01	OGBUEZE, Braxton	g	0-3	0-2	2-2	0	1	1	2	2	0	1	0	0	0	18		
02	WHITE, Andrien	g	2-8	2-5	2-3	0	0	0	1	8	0	1	0	1	1	16		
03	DAVIS, Jon	g	2-8	0-2	5-9	1	2	3	0	9	5	6	0	0	0	32		
00	GARVIN, Najee	g	1-4	0-0	0-0	0	3	3	1	2	0	2	0	0	0	16		
05	AJUKWA, Austin	g	3-8	1-5	5-7	0	3	3	4	12	0	3	0	4	29			
11	JACKSON, Quentin	g	2-4	0-0	0-0	0	2	2	2	4	1	3	0	0	0	14		
12	BERGANG, Lukas	g	0-0	0-0	0-0	0	0	0	1	0	0	0	0	0	4	4		
21	PRICE, Hudson	g	1-4	1-2	0-0	0	1	1	0	3	0	1	0	2	24			
25	AUBE, Reid	g	0-0	0-0	0-0	0	0	0	2	0	0	1	0	0	1	1		
31	GRICIUNAS, Benas	g	1-5	0-0	0-0	0	3	3	2	2	0	0	0	0	0	17		
Team						2	0	2										
Totals			14-51	4-16	14-21	14	6	17	23	22	46	7	20	0	7	200		
FG % 1st Half: 6-23		26.1%		2nd half: 8-28	28.6%		Game: 14-51		27.5%		Deadball							
3FG % 1st Half: 3-10		30.0%		2nd half: 1-6	16.7%		Game: 4-16		25.0%		Rebounds							
FT % 1st Half: 7-10		70.0%		2nd half: 1-1	63.6%		Game: 14-21		66.7%		6.1							

2016-17 MISCELLANEOUS STATS

Times Led UF in Scoring

Includes times co-led

	Season	Career
KeVaughn Allen	3	12
Kasey Hill	2	10
Canyon Barry	3	3
Devin Robinson	2	10
Justin Leon	1	3
Chris Chiozza	1	1
John Egbunu	0	5

Times Led UF in Rebounding

Includes times co-led

	Season	Career
John Egbunu	6	13
Devin Robinson	3	13
Kearrius Hayes	1	3
Keith Stone	1	1
Chris Chiozza	0	3
Justin Leon	0	2
KeVaughn Allen	0	1
Schuyler Rimmer	0	1

Times Led UF in Assists

Includes times co-led

	Season	Career
Kasey Hill	7	60
Chris Chiozza	5	31
KeVaughn Allen	1	2
Canyon Barry	1	1
Kearrius Hayes	0	1

Double-Figure Scoring Games

	Season	Career
Devin Robinson	9	39
KeVaughn Allen	7	29
Canyon Barry	7	7
Kasey Hill	4	28
John Egbunu	3	25
Chris Chiozza	2	17
Justin Leon	2	9
Keith Stone	2	2
Kearrius Hayes	0	2

20-Point Games

	Season	Career
KeVaughn Allen	2	5
Kasey Hill	1	2
Canyon Barry	1	1
John Egbunu	0	2

Double-Figure Rebounding Games

	Season	Career
John Egbunu	3	10
Devin Robinson	0	4

Double-Doubles

	Season	Career
John Egbunu	0	6
Devin Robinson	0	3

Dunks (Season Total: 30)

	Season	Career
John Egbunu	15	90
Devin Robinson	7	42
Justin Leon	3	16
Kasey Hill	2	16
Canyon Barry	1	1
Gorjok Gak	1	1
Keith Stone	1	1
KeVaughn Allen	0	13
Kearrius Hayes	0	9
Schuyler Rimmer	0	1

Charges Drawn (Season Total: 6)

	Season	Career
Devin Robinson	3	12
KeVaughn Allen	2	2
Canyon Barry	1	1
Kearrius Hayes	0	7
Justin Leon	0	6
Chris Chiozza	0	3
John Egbunu	0	1
Kasey Hill	0	1

Point Distribution (%)

Freshmen	60	7.0%
Sophomores	196	22.9%
Juniors	289	33.8%
Seniors	310	36.3%
TOTAL	855	

Technical Fouls

Opponents	0
Florida	1

Technical Foul Free Throws

Opponents	0-2
Florida	0-0

Opening Tips Controlled

Opponents	5
Florida	6

3-Second Violation

Opponents	0
Florida	0

Shot Clock Expired

Opponents	7
Florida	1

10-Second Violation

Opponents	0
Florida	0

Backcourt Violation

Opponents	1
Florida	0

Florida's First Sub

Includes all when multiple players enter

Canyon Barry	6
Kearrius Hayes	6
Chris Chiozza	5
Keith Stone	3
Eric Hester	1

Scored UF's First Points

John Egbunu	3
KeVaughn Allen	2
Justin Leon	2
Devin Robinson	2
Kearrius Hayes	1
Kasey Hill	1

How Scored UF's First Points

Layup	4
Jump Shot	3
Free Throw	2
Dunk	1
3-Pointer	1

Three-Point Plays

Ordered by most opportunities

	Season	Career
Devin Robinson	5-8	20-28
Canyon Barry	3-3	3-3
Chris Chiozza	2-3	5-8
Schuyler Rimmer	2-2	2-2
Kasey Hill	1-2	10-25
Kearrius Hayes	1-2	2-6
KeVaughn Allen	1-1	8-8
John Egbunu	0-1	10-23
Justin Leon	0-1	1-3
TOTALS	15-23	61-106

Four-Point Plays

	Season	Career
Chris Chiozza	0-0	1-1
TOTALS	0-0	1-1

3-Pointer Streak - Team

Florida: 843 (at UK, 1/11/92)

Opponents: 603 (FAMU, 12/04/99)

Players in Double Figures

Players	Games
1	0
2	1
3	6
4	4
5	0
6	0

Runs of 10-0 or Better

Run	Occurrences
10-0	5
11-0	1
12-0	2
14-0	1
15-0	2
16-0	1

Largest run: 16-0 vs. Belmont, 11/21/16

Lineups and Record

Listed by position 1-5; Ordered by most wins

Hill, Allen, Robinson, Leon, Egbunu	7-3
Hill, Allen, Robinson, Leon, Hayes	1-0

2016-17 MISCELLANEOUS STATS

*Note: Streak stats below are consecutive **team** games. A player's streak starts over if he misses a game.*

Consecutive Games Played

Kasey Hill 91; Chris Chiozza 80; Devin Robinson 80; KeVaughn Allen 47; Justin Leon 26; Kevarrus Hayes 21; Canyon Barry 11; Keith Stone 11; Eric Hester 2; Gorjok Gak 1; Schuyler Rimmer 1

Consecutive Starts

KeVaughn Allen 37; Devin Robinson 20; Kasey Hill 14; Justin Leon 11; Kevarrus Hayes 1

Consecutive Games Scored

KeVaughn Allen 31; Devin Robinson 27; Kasey Hill 20; Justin Leon 7; Kevarrus Hayes 6; Keith Stone 5; Canyon Barry 4; Chris Chiozza 4; Eric Hester 1; Schuyler Rimmer 1

Consecutive Games with a 3-Pointer

KeVaughn Allen 3; Canyon Barry 1; Chris Chiozza 1; Eric Hester 1; Devin Robinson 1

Consecutive Games with a Rebound

Chris Chiozza 33; Justin Leon 26; Devin Robinson 19; Kasey Hill 15; Canyon Barry 11; Kevarrus Hayes 6; Keith Stone 5; KeVaughn Allen 1; Gorjok Gak 1; Schuyler Rimmer 1

Consecutive Games with an Assist

Chris Chiozza 37; Kasey Hill 22; Canyon Barry 3; Justin Leon 3; KeVaughn Allen 1; Eric Hester 1; Devin Robinson 1

Consecutive Made Free Throws

	Active Streak	Season High
Chris Chiozza	13	13
Canyon Barry	9	9
Keith Stone	3	5
Justin Leon	2	4
Devin Robinson	1	11
Kasey Hill	1	9
Kevarrus Hayes	1	5
Schuyler Rimmer	1	1
KeVaughn Allen	0	16
John Egbunu	0	5
Gorjok Gak	0	1
Eric Hester	0	1

Scoring Margin

Largest Lead: 44, vs. Charlotte (at Sunrise), 12/17/16

Largest Deficit: 14, vs. Duke (at NYC), 12/6/16

Largest Deficit Overcome: 8, vs. Miami (at Orlando), 11/27/16

Largest Lead Lost: 11, vs. Gonzaga (at Orlando), 11/25/16

Largest Margin of Victory: 41, vs. Charlotte (at Sunrise), 12/17/16

Largest Margin of Defeat: 10, vs. Duke (at NYC), 12/6/16

Situational Records

	2016-17	Under White
Controlling the Tip	6-0	19-6
Scoring First	6-1	23-5
Leading at Half	7-1	25-3
Trailing at Half	1-2	4-15
Tied at Half	0-0	0-0
Leading with 5:00 Left	8-0	28-1
Trailing with 5:00 Left	0-3	1-17
Tied with 5:00 Left	0-0	0-0
In Overtime	0-0	0-1
When UF Outrebounds Opponent	5-0	18-7
When UF is Outrebounded	3-3	11-11
When Rebounds are the Same	0-0	0-0
When UF Commits More Turnovers	0-0	5-5
When UF Forces More Turnovers	6-2	19-11
When Turnovers are the Same	2-1	5-2
When UF Has More Free Throw Attempts	8-2	23-9
When Opponent Has More Free Throw Attempts	0-1	5-9
When Free Throw Attempts are the Same	0-0	1-0
When UF Shoots 45% or Better from the Field	5-1	15-2
When UF Shoots Less Than 45% from the Field	3-2	14-16
When Opponent Shoots 45% or Better from the Field	0-3	2-10
When Opponent Shoots Less Than 45% from the Field	8-0	27-8
When UF Shoots Better Than Opponent from the Field	7-1	25-2
When Opponent Shoots Better Than UF from the Field	1-2	4-16
When UF Shoots 40% or Better from 3-Point Range	2-1	10-2
When UF Shoots Less Than 40% from 3-Point Range	6-2	18-16
When UF Shoots Better Than Opponent from 3-Point Range	4-1	16-4
When UF Shoots 75% or Better from the Line	4-1	8-4
When UF Shoots Less Than 75% from the Line	4-2	21-14
When UF Bench Outscores Opponent's	8-0	23-9
When Opponent Bench Outscores UF's	0-3	5-9
When Bench Scoring is the Same	0-0	1-0
Following a UF win	5-2	15-13
Following a UF loss	2-1	12-5
When 3 or More Players Score in Double Figures	8-2	26-16
When 4 or More Players Score in Double Figures	3-1	16-9
When 5 or More Players Score in Double Figures	0-0	7-1
In White Uniforms	6-1	23-7
In Blue Uniforms	1-0	4-6
In Orange Uniforms	1-2	2-5
In November	6-1	10-2
In December	2-2	5-5
In January	0-0	6-3
In February	0-0	3-5
In March	0-0	4-3
In April	0-0	0-0
On Sunday	2-1	3-2
On Monday	1-0	2-0
On Tuesday	0-1	6-7
On Wednesday	0-0	2-2
On Thursday	3-0	4-0
On Friday	1-1	3-2
On Saturday	1-0	9-5

2016-17 Florida Men's Basketball
Florida Combined Team Statistics (as of Dec 17, 2016)
All games

RECORD:	OVERALL	HOME	AWAY	NEUTRAL
ALL GAMES	8-3	0-0	1-1	7-2
CONFERENCE	0-0	0-0	0-0	0-0
NON-CONFERENCE	8-3	0-0	1-1	7-2

##	Player	gp-gs	min	avg	Total		3-Point		F-Throw		Rebounds				pf	dq	a	to	blk	stl	pts	avg
					fg-fga	fg%	3fg-fga	3fg%	ft-fta	ft%	off	def	tot	avg								
05	Allen, KeVaughn	11-11	297	27.0	53-123	.431	17-53	.321	21-24	.875	3	19	22	2.0	19	0	14	19	4	14	144	13.1
01	Robinson, Devin	11-11	270	24.5	44-80	.550	7-21	.333	33-41	.805	20	43	63	5.7	24	2	8	9	7	13	128	11.6
24	Barry, Canyon	11-0	250	22.7	39-99	.394	9-36	.250	38-45	.844	14	27	41	3.7	8	0	9	10	5	10	125	11.4
00	Hill, Kasey	11-11	309	28.1	35-85	.412	2-13	.154	29-39	.744	7	26	33	3.0	25	1	46	30	3	15	101	9.2
15	Egbunu, John	10-10	253	25.3	30-70	.429	1-1	1.000	29-50	.580	33	44	77	7.7	25	0	2	15	24	4	90	9.0
23	Leon, Justin	11-11	229	20.8	28-52	.538	14-28	.500	8-13	.615	17	23	40	3.6	25	0	5	6	1	4	78	7.1
11	Chiozza, Chris	11-0	217	19.7	20-52	.385	7-25	.280	24-30	.800	5	22	27	2.5	28	1	35	15	0	19	71	6.5
13	Hayes, Kevarrus	11-1	153	13.9	17-33	.515	0-0	.000	18-26	.692	16	21	37	3.4	22	0	1	5	15	4	52	4.7
25	Stone, Keith	11-0	137	12.5	15-37	.405	4-12	.333	10-12	.833	10	13	23	2.1	10	0	6	8	5	2	44	4.0
02	Hester, Eric	7-0	38	5.4	4-9	.444	2-7	.286	1-2	.500	0	1	1	0.1	6	0	2	2	0	3	11	1.6
32	Rimmer, Schuyler	5-0	21	4.2	2-3	.667	0-1	.000	2-4	.500	1	5	6	1.2	4	0	0	1	3	0	6	1.2
12	Gak, Gorjok	6-0	26	4.3	2-4	.500	0-0	.000	1-2	.500	1	7	8	1.3	9	0	0	3	0	1	5	0.8
Team											13	17	30		1		2					
Total.....		11	2200		289-647	.447	63-197	.320	214-288	.743	140	268	408	37.1	206	4	128	125	67	89	855	77.7
Opponents.....		11	2200		259-630	.411	68-207	.329	136-199	.683	130	255	385	35.0	238	-	99	182	33	56	722	65.6

TEAM STATISTICS	UF	OPP
SCORING	855	722
Points per game	77.7	65.6
Scoring margin	+12.1	-
FIELD GOALS-ATT	289-647	259-630
Field goal pct	.447	.411
3 POINT FG-ATT	63-197	68-207
3-point FG pct	.320	.329
3-pt FG made per game	5.7	6.2
FREE THROWS-ATT	214-288	136-199
Free throw pct	.743	.683
F-Throws made per game	19.5	12.4
REBOUNDS	408	385
Rebounds per game	37.1	35.0
Rebounding margin	+2.1	-
ASSISTS	128	99
Assists per game	11.6	9.0
TURNOVERS	125	182
Turnovers per game	11.4	16.5
Turnover margin	+5.2	-
Assist/turnover ratio	1.0	0.5
STEALS	89	56
Steals per game	8.1	5.1
BLOCKS	67	33
Blocks per game	6.1	3.0
ATTENDANCE	0	55253
Home games-Avg/Game	0-0	2-7071
Neutral site-Avg/Game	-	9-4568

	Date	Opponent		Score	Att.
1	11/11/16	vs FGCU	w	80-59	5212
1	11/13/16	vs Mercer	w	76-54	3716
2	11/17/16	vs St. Bonaventure	w	73-66	4133
3	11/21/16	vs Belmont	w	78-61	6650
4	11/24/16	vs Seton Hall	w	81-76	1949
4	11/25/16	vs Gonzaga	L	72-77	2941
4	11/27/16	vs Miami	w	65-56	1216
	12/1/16	at North Florida	w	91-60	4113
5	12/6/16	vs Duke	L	74-84	15294
	12/11/16	at Florida State	L	78-83	10029
6	12/17/16	vs Charlotte	w	87-46	0

* = Conference game

1 = Jacksonville Veterans Memorial Arena; Jacksonville, Fla.

2 = The Lakeland Center; Lakeland, Fla.

3 = Amalie Arena; Tampa, Fla.

4 = HP Field House; Orlando, Fla.; AdvoCare Invitational

5 = Madison Square Garden; New York, N.Y.; Jimmy V Classic

6 = BB&T Center; Sunrise, Fla.; Orange Bowl Classic

Score by Periods	1st	2nd	Totals
Florida	420	435	855
Opponents	333	389	722

2016-17 Florida Men's Basketball
Florida Category Leaders (as of Dec 17, 2016)
All games

Points	G	Pts	Pts/G
Allen, KeVaughn	11	144	13.1
Robinson, Devin	11	128	11.6
Barry, Canyon	11	125	11.4
Hill, Kasey	11	101	9.2
Egbunu, John	10	90	9.0
Leon, Justin	11	78	7.1
Chiozza, Chris	11	71	6.5
Hayes, Kavarrius	11	52	4.7
Stone, Keith	11	44	4.0
Hester, Eric	7	11	1.6
Rimmer, Schuyler	5	6	1.2
Gak, Gorjok	6	5	0.8

FG Percentage	FG	Att	Pct
Rimmer, Schuyler	2	3	.667
Robinson, Devin	44	80	.550
Leon, Justin	28	52	.538
Hayes, Kavarrius	17	33	.515
Gak, Gorjok	2	4	.500
Hester, Eric	4	9	.444
Allen, KeVaughn	53	123	.431
Egbunu, John	30	70	.429
Hill, Kasey	35	85	.412
Stone, Keith	15	37	.405
Barry, Canyon	39	99	.394
Chiozza, Chris	20	52	.385

3-Point Percentage	3FG	Att	Pct
Egbunu, John	1	1	1.000
Leon, Justin	14	28	.500
Robinson, Devin	7	21	.333
Stone, Keith	4	12	.333
Allen, KeVaughn	17	53	.321
Hester, Eric	2	7	.286
Chiozza, Chris	7	25	.280
Barry, Canyon	9	36	.250
Hill, Kasey	2	13	.154
Rimmer, Schuyler	0	1	.000

Free Throw Percent	FG	Att	Pct
Allen, KeVaughn	21	24	.875
Barry, Canyon	38	45	.844
Stone, Keith	10	12	.833
Robinson, Devin	33	41	.805
Chiozza, Chris	24	30	.800
Hill, Kasey	29	39	.744
Hayes, Kavarrius	18	26	.692
Leon, Justin	8	13	.615
Egbunu, John	29	50	.580
Hester, Eric	1	2	.500
Rimmer, Schuyler	2	4	.500
Gak, Gorjok	1	2	.500

Scoring Average	G	Pts	Avg/G
Allen, KeVaughn	11	144	13.1
Robinson, Devin	11	128	11.6
Barry, Canyon	11	125	11.4
Hill, Kasey	11	101	9.2
Egbunu, John	10	90	9.0
Leon, Justin	11	78	7.1
Chiozza, Chris	11	71	6.5
Hayes, Kavarrius	11	52	4.7
Stone, Keith	11	44	4.0
Hester, Eric	7	11	1.6
Rimmer, Schuyler	5	6	1.2
Gak, Gorjok	6	5	0.8

Field Goal Attempts	G	Att	Att/G
Allen, KeVaughn	11	123	11.2
Barry, Canyon	11	99	9.0
Hill, Kasey	11	85	7.7
Robinson, Devin	11	80	7.3
Egbunu, John	10	70	7.0

Field Goals Made	G	Made	Made/G
Allen, KeVaughn	11	53	4.8
Robinson, Devin	11	44	4.0
Barry, Canyon	11	39	3.5
Hill, Kasey	11	35	3.2
Egbunu, John	10	30	3.0

3-Point FG Attempts	G	Att	Att/G
Allen, KeVaughn	11	53	4.8
Barry, Canyon	11	36	3.3
Leon, Justin	11	28	2.5
Chiozza, Chris	11	25	2.3
Robinson, Devin	11	21	1.9

3-Point FG Made	G	Made	Made/G
Allen, KeVaughn	11	17	1.5
Leon, Justin	11	14	1.3
Barry, Canyon	11	9	0.8
Chiozza, Chris	11	7	0.6
Robinson, Devin	11	7	0.6

Free Throw Attempts	G	Att	Att/G
Egbunu, John	10	50	5.0
Barry, Canyon	11	45	4.1
Robinson, Devin	11	41	3.7
Hill, Kasey	11	39	3.5
Chiozza, Chris	11	30	2.7

Free Throws Made	G	Made	Made/G
Barry, Canyon	11	38	3.5
Robinson, Devin	11	33	3.0
Hill, Kasey	11	29	2.6
Egbunu, John	10	29	2.9
Chiozza, Chris	11	24	2.2

2016-17 Florida Men's Basketball
Florida Category Leaders (as of Dec 17, 2016)
All games

Rebounds	G	Reb	Reb/G
Egbunu, John	10	77	7.7
Robinson, Devin	11	63	5.7
Barry, Canyon	11	41	3.7
Leon, Justin	11	40	3.6
Hayes, Kavarrius	11	37	3.4

Rebound Average	G	Reb	Avg/G
Egbunu, John	10	77	7.7
Robinson, Devin	11	63	5.7
Barry, Canyon	11	41	3.7
Leon, Justin	11	40	3.6
Hayes, Kavarrius	11	37	3.4

Offensive Rebounds	G	No.	Avg/G
Egbunu, John	10	33	3.3
Robinson, Devin	11	20	1.8
Leon, Justin	11	17	1.5
Hayes, Kavarrius	11	16	1.5
Barry, Canyon	11	14	1.3

Defensive Rebounds	G	No.	Avg/G
Egbunu, John	10	44	4.4
Robinson, Devin	11	43	3.9
Barry, Canyon	11	27	2.5
Hill, Kasey	11	26	2.4
Leon, Justin	11	23	2.1

Fouls	G	No.	Per/G
Chiozza, Chris	11	28	2.5
Leon, Justin	11	25	2.3
Egbunu, John	10	25	2.5
Hill, Kasey	11	25	2.3
Robinson, Devin	11	24	2.2

Foulsouts	G	No.
Robinson, Devin	11	2
Chiozza, Chris	11	1
Hill, Kasey	11	1

Assists	G	No.	Ast/G
Hill, Kasey	11	46	4.2
Chiozza, Chris	11	35	3.2
Allen, KeVaughn	11	14	1.3
Barry, Canyon	11	9	0.8
Robinson, Devin	11	8	0.7

Steals	G	No.	Stl/G
Chiozza, Chris	11	19	1.7
Hill, Kasey	11	15	1.4
Allen, KeVaughn	11	14	1.3
Robinson, Devin	11	13	1.2
Barry, Canyon	11	10	0.9

Blocked Shots	G	No.	Blk/G
Egbunu, John	10	24	2.4
Hayes, Kavarrius	11	15	1.4
Robinson, Devin	11	7	0.6
Stone, Keith	11	5	0.5
Barry, Canyon	11	5	0.5

Minutes	G	No.	Min/G
Hill, Kasey	11	309	28.1
Allen, KeVaughn	11	297	27.0
Robinson, Devin	11	270	24.5
Egbunu, John	10	253	25.3
Barry, Canyon	11	250	22.7

Turnovers	G	No.	TO/G
Hill, Kasey	11	30	2.7
Allen, KeVaughn	11	19	1.7
Chiozza, Chris	11	15	1.4
Egbunu, John	10	15	1.5
Barry, Canyon	11	10	0.9

2016-17 Florida Men's Basketball
Florida Team Game-by-Game Comparison (as of Dec 17, 2016)
All games

Opponent	1st	2nd	Score	Mar	Total FG	FG Pct	3-Pointers	3FG Pct	Free Throws	FT Pct	Rebounds	Assist	T/Over	Block	Steal	Fouls
FGCU	40/35	40/24	80-59	+21	28-62/23-59	.452/.390	4-15/8-20	.267/.400	20-26/5-11	.769/.455	41/38 +3	11/8	7/19	9/2	13/1	16/22
Mercer	36/14	40/40	76-54	+22	22-61/19-51	.361/.373	8-25/7-19	.320/.368	24-30/9-17	.800/.529	47/32 +15	14/9	13/17	6/4	6/6	18/31
St. Bonaventure	38/32	35/34	73-66	+7	23-56/24-63	.411/.381	8-17/9-27	.471/.333	19-29/9-14	.655/.643	41/36 +5	10/8	17/17	6/8	7/8	15/23
Belmont	38/26	40/35	78-61	+17	27-59/20-51	.458/.392	5-21/7-27	.238/.259	19-24/14-22	.792/.636	33/35 (2)	12/11	12/21	5/0	11/3	23/18
Seton Hall	39/40	42/36	81-76	+5	26-58/27-63	.448/.429	8-24/5-14	.333/.357	21-29/17-25	.724/.680	38/40 (2)	8/8	12/12	7/1	4/5	25/26
Gonzaga	37/32	35/45	72-77	(5)	24-65/30-58	.369/.517	2-19/7-16	.105/.438	22-24/10-14	.917/.714	34/38 (4)	9/12	8/16	6/3	7/6	17/24
Miami	34/30	31/26	65-56	+9	24-52/23-61	.462/.377	3-9/4-14	.333/.286	14-20/6-9	.700/.667	33/37 (4)	11/8	9/13	11/2	9/4	15/16
North Florida	45/25	46/35	91-60	+31	31-53/20-53	.585/.377	9-19/6-22	.474/.273	20-28/14-19	.714/.737	32/29 +3	17/2	12/20	3/3	8/4	18/21
Duke	31/41	43/43	74-84	(10)	26-61/32-61	.426/.525	6-11/7-17	.545/.412	16-23/13-14	.696/.929	32/35 (3)	10/16	13/13	8/6	6/8	17/18
Florida State	34/36	44/47	78-83	(5)	29-62/27-59	.468/.458	4-16/4-15	.250/.267	16-25/25-33	.640/.758	33/42 (9)	9/10	9/14	2/4	5/4	24/17
Charlotte	48/22	39/24	87-46	+41	29-58/14-51	.500/.275	6-21/4-16	.286/.250	23-30/14-21	.767/.667	44/23 +21	17/7	13/20	4/0	13/7	18/22

Note: Game totals are displayed in the format TEAM/OPPONENT for each category

2016-17 Florida Men's Basketball
Florida Team Game-by-Game (as of Dec 17, 2016)
All games

TEAM STATISTICS

Opponent	Date	Score		Total		3-Pointers		Free throws		Rebounds										
				fg-fga	pct	3fg-fga	pct	ft-fta	pct	off	def	tot	avg	pf	a	t/o	blk	stl	pts	avg
vs FGCU	11/11/16	80-59	W	28-62	.452	4-15	.267	20-26	.769	15	26	41	41.0	16	11	7	9	13	80	80.0
vs Mercer	11/13/16	76-54	W	22-61	.361	8-25	.320	24-30	.800	20	27	47	44.0	18	14	13	6	6	76	78.0
vs St. Bonaventure	11/17/16	73-66	W	23-56	.411	8-17	.471	19-29	.655	16	25	41	43.0	15	10	17	6	7	73	76.3
vs Belmont	11/21/16	78-61	W	27-59	.458	5-21	.238	19-24	.792	9	24	33	40.5	23	12	12	5	11	78	76.8
vs Seton Hall	11/24/16	81-76	W	26-58	.448	8-24	.333	21-29	.724	12	26	38	40.0	25	8	12	7	4	81	77.6
vs Gonzaga	11/25/16	72-77	L	24-65	.369	2-19	.105	22-24	.917	16	18	34	39.0	17	9	8	6	7	72	76.7
vs Miami	11/27/16	65-56	W	24-52	.462	3-9	.333	14-20	.700	9	24	33	38.1	15	11	9	11	9	65	75.0
at North Florida	12/1/16	91-60	W	31-53	.585	9-19	.474	20-28	.714	7	25	32	37.4	18	17	12	3	8	91	77.0
vs Duke	12/6/16	74-84	L	26-61	.426	6-11	.545	16-23	.696	13	19	32	36.8	17	10	13	8	6	74	76.7
at Florida State	12/11/16	78-83	L	29-62	.468	4-16	.250	16-25	.640	9	24	33	36.4	24	9	9	2	5	78	76.8
vs Charlotte	12/17/16	87-46	W	29-58	.500	6-21	.286	23-30	.767	14	30	44	37.1	18	17	13	4	13	87	77.7
Florida		855		289-647	.447	63-197	.320	214-288	.743	140	268	408	37.1	206	128	125	67	89	855	77.7
Opponents		722		259-630	.411	68-207	.329	136-199	.683	130	255	385	35.0	238	99	182	33	56	722	65.6

Games played: 11
Points/game: 77.7
FG Pct: 44.7
3FG Pct: 32.0
FT Pct: 74.3

Rebounds/game: 37.1
Assists/game: 11.6
Turnovers/game: 11.4
Assist/turnover ratio: 1.0
Steals/game: 8.1
Blocks/game: 6.1

2016-17 Florida Men's Basketball
Florida Opponent Game-by-Game (as of Dec 17, 2016)
All games

OPPONENT STATISTICS

Opponent	Date	Score		Total		3-Pointers		Free throws		Rebounds										
				fg-fga	pct	3fg-fga	pct	ft-fta	pct	off	def	tot	avg	pf	a	t/o	blk	stl	pts	avg
vs FGCU	11/11/16	80-59	W	23-59	.390	8-20	.400	5-11	.455	14	24	38	38.0	22	8	19	2	1	59	59.0
vs Mercer	11/13/16	76-54	W	19-51	.373	7-19	.368	9-17	.529	10	22	32	35.0	31	9	17	4	6	54	56.5
vs St. Bonaventure	11/17/16	73-66	W	24-63	.381	9-27	.333	9-14	.643	15	21	36	35.3	23	8	17	8	8	66	59.7
vs Belmont	11/21/16	78-61	W	20-51	.392	7-27	.259	14-22	.636	11	24	35	35.2	18	11	21	0	3	61	60.0
vs Seton Hall	11/24/16	81-76	W	27-63	.429	5-14	.357	17-25	.680	15	25	40	36.2	26	8	12	1	5	76	63.2
vs Gonzaga	11/25/16	72-77	L	30-58	.517	7-16	.438	10-14	.714	12	26	38	36.5	24	12	16	3	6	77	65.5
vs Miami	11/27/16	65-56	W	23-61	.377	4-14	.286	6-9	.667	16	21	37	36.6	16	8	13	2	4	56	64.1
at North Florida	12/1/16	91-60	W	20-53	.377	6-22	.273	14-19	.737	10	19	29	35.6	21	2	20	3	4	60	63.6
vs Duke	12/6/16	74-84	L	32-61	.525	7-17	.412	13-14	.929	10	25	35	35.6	18	16	13	6	8	84	65.9
at Florida State	12/11/16	78-83	L	27-59	.458	4-15	.267	25-33	.758	11	31	42	36.2	17	10	14	4	4	83	67.6
vs Charlotte	12/17/16	87-46	W	14-51	.275	4-16	.250	14-21	.667	6	17	23	35.0	22	7	20	0	7	46	65.6
Opponents		722		259-630	.411	68-207	.329	136-199	.683	130	255	385	35.0	238	99	182	33	56	722	65.6
Florida		855		289-647	.447	63-197	.320	214-288	.743	140	268	408	37.1	206	128	125	67	89	855	77.7

Games played: 11
Points/game: 65.6
FG Pct: 41.1
3FG Pct: 32.9
FT Pct: 68.3

Rebounds/game: 35.0
Assists/game: 9.0
Turnovers/game: 16.5
Assist/turnover ratio: 0.5
Steals/game: 5.1
Blocks/game: 3.0

2016-17 Florida Men's Basketball
Florida Points-Rebounds-Assists (as of Dec 17, 2016)
All games

Opponent	Date	Score		00 HILL,KASEY	01 ROBINSON,D	02 HESTER,ERI	05 ALLEN,KEVA	11 CHIOZZA,CH	12 GAK,GORJOK	13 HAYES,KEVA
vs FGCU	11/11/16	80-59	w	11-3-4	14-6-0	0-1-0	6-2-2	6-2-4	0-0-0	9-5-1
vs Mercer	11/13/16	76-54	w	6-3-2	12-9-1	1-0-0	13-3-5	4-1-2	1-2-0	4-4-0
vs St. Bonaventure	11/17/16	73-66	w	4-2-4	14-7-1	DNP	16-3-1	6-4-2	DNP	3-3-0
vs Belmont	11/21/16	78-61	w	5-1-5	11-4-2	0-0-0	14-1-0	8-2-1	0-2-0	7-4-0
vs Seton Hall	11/24/16	81-76	w	6-2-2	5-3-1	DNP	21-6-1	14-1-2	0-0-0	0-0-0
vs Gonzaga	11/25/16	72-77	L	8-4-7	18-5-0	DNP	15-1-0	0-3-1	DNP	2-2-0
vs Miami	11/27/16	65-56	w	16-2-3	10-5-1	0-0-0	9-2-1	0-3-5	DNP	4-2-0
at North Florida	12/1/16	91-60	w	5-2-5	10-6-0	3-0-1	5-2-1	16-4-9	4-2-0	8-3-0
vs Duke	12/6/16	74-84	L	13-7-6	11-4-1	DNP	21-0-0	2-1-1	DNP	2-2-0
at Florida State	12/11/16	78-83	L	21-3-3	8-5-0	0-0-0	16-0-0	6-3-4	DNP	4-7-0
vs Charlotte	12/17/16	87-46	w	6-4-5	15-9-1	7-0-1	8-2-3	9-3-4	0-2-0	9-5-0

Opponent	Date	Score		15 EGBUNU,JOH	23 LEON,JUSTI	24 BARRY,CANY	25 STONE,KEIT	32 RIMMER,SCH
vs FGCU	11/11/16	80-59	w	13-8-0	8-3-0	13-6-0	0-2-0	0-0-0
vs Mercer	11/13/16	76-54	w	6-8-0	17-5-1	7-4-0	2-3-3	3-0-0
vs St. Bonaventure	11/17/16	73-66	w	8-10-1	6-3-0	16-5-1	0-0-0	DNP
vs Belmont	11/21/16	78-61	w	12-8-1	0-5-1	17-2-0	4-1-2	0-1-0
vs Seton Hall	11/24/16	81-76	w	8-10-0	7-7-0	20-6-2	0-0-0	DNP
vs Gonzaga	11/25/16	72-77	L	12-7-0	5-4-0	12-5-1	0-0-0	DNP
vs Miami	11/27/16	65-56	w	7-4-0	4-2-0	0-2-1	15-8-0	DNP
at North Florida	12/1/16	91-60	w	7-5-0	13-1-0	12-4-0	8-1-1	0-1-0
vs Duke	12/6/16	74-84	L	9-12-0	7-3-1	6-1-1	3-1-0	DNP
at Florida State	12/11/16	78-83	L	8-5-0	7-1-1	6-2-1	2-3-0	DNP
vs Charlotte	12/17/16	87-46	w	DNP	4-6-1	16-4-2	10-4-0	3-4-0