

FLORIDA™

MEN'S BASKETBALL

Release Date: Nov. 8, 2016



Florida (0-0/0-0 SEC) vs. Florida Gulf Coast (0-0/0-0 Atlantic Sun)
Jacksonville Veterans Memorial Arena | 9,000 | Jacksonville, Fla.
Game 1 | November 11, 2016 | 7:30 p.m.



COACHES

Mike White

21-15 | 2nd season at Florida
122-55 | 6th season overall

Joe Dooley

65-38 | 4th season at FGCU
122-90 | 8th season overall

BROADCAST INFORMATION

Streaming | SEC Network +
Play-by-Play: Bernie Guenther
Analyst: Bill Koss

Radio | Gator IMG Sports Network

Sirius 108 | XM 389

Play-by-Play: Mick Hubert

Analyst: Mark Wise

TICKET INFORMATION

Tickets Available

Veterans Memorial Arena box office

800-745-3000

ticketmaster.com

SOCIAL MEDIA

Facebook, Twitter & Instagram: @GatorsMBK

NOTABLE NUMBERS

11

Florida's first 11 games of the season will be played away from Gainesville as the Exactech Arena at the O'Connell Center renovations are completed. Dating back to last season, the Gators will ultimately play 17 straight games on the road or at neutral sites.

295

The 295 starts on this year's team is more than any other recent Gator team, as the 2006-07 team returned 267 games started, followed by 2012-13 (246) and 2013-14 (202).

7/4/17

The Gators open the season fast and furious with seven games in four cities over the course of 17 days in the month of November. While the pace slows a little bit in December, the Gators' five non-conference games in that month all take place in different cities.

50

In Florida's three previous meetings with FGCU, the Gators have limited the Eagles to 50 points or fewer. Most notably among the prior contests, UF posted a 62-50 victory in the 2013 NCAA Tournament Sweet 16 in Arlington, Texas.

- Florida enters its second season under head coach Mike White, returning seven of the team's top eight scorers from 2015-16's 21-15 team.

- UF looks to extend its winning streak in season openers to 25. The Gators have won 24 straight opening games, with the last loss coming in Lon Kruger's debut in 1990.

- The Gators are 3-0 all-time against Florida Gulf Coast, including 1-0 under White. UF is attempting to improve to 2-0 in season openers under White, winning last season at Navy in White's UF debut.

- The Gators went 3-2 in neutral-site games in White's first season at the helm. UF's first seven games and nine of the first 11 will be neutral-site contests this season.

- SEC All-Freshman guard KeVaughn Allen is UF's top returning scorer, averaging 11.6 points per game last season and posting 12.3 per game in SEC action. The lone underclassman starter, Allen is plenty experienced in his own right, starting 34 of 36 games his freshman campaign.

- Center John Egbunu led the Gators in blocked shots (48), ranked second in rebounds (6.5) and third in scoring (11.5) last season. After suffering a torn ligament in his hand late last season, Egbunu returned fully healthy for the start of fall practice.

- Senior point guard Kasey Hill returns with a chance to join the 1,000-point club and reach UF's top five list in career assists. Hill also led the Gators in steals (53) last season.

- Junior wing man Devin Robinson averaged 9.0 points per game last season, but had a five-game stretch late in the season where he scored 13.0 per game.

- Chris Chiozza emerged as Florida's assist leader last season (156), splitting point guard duties with Hill.

- Senior Justin Leon made his way into Florida's rotation as a hustle guy and ended the season with the team's best 3-point percentage (.373).

- Backup center Kavarrius Hayes returns after a strong finish to his freshman season where he scored 14 points in each of the final two games of the season.

- Freshman forward Keith Stone will contribute after redshirting last season to improve his game and spend time in the weight room.

- Graduate transfer wing Canyon Barry comes to Florida from College of Charleston, where he averaged 12.8 points per game, including 19.7 last season.

- Freshmen Eric Hester comes to Florida from Oldsmar Christian in the Tampa area. Hester is a long guard who is a plus defender.

- Walk-on Schuyler Rimmer returns for his senior season, providing minutes at the center position.

- Sitting this season for Florida are Jalen Hudson (transfer, Virginia Tech), Dontay Bassett (injury) and Gorjok Gak (ineligible).

NOVEMBER

11	vs. FGCU (Jacksonville)	SECN +	7:30 p.m.
13	vs. Mercer (Jacksonville)	ESPNU	8 p.m.
17	vs. St. Bonaventure (Lakeland)	SECN +	7 p.m.
21	vs. Belmont (Tampa)	SECN	7 p.m.
24	vs. Seton Hall (Orlando)	ESPN2	8:30 p.m.
25	vs. Gonzaga/Quinnipiac (Orl.)	ESPN2	7:30/9:30 p.m.
27	vs. TBD (Orlando)	ESPN/2/U	TBD

DECEMBER

1	at North Florida	ESPN3	7 p.m.
6	vs. Duke (New York City)	ESPN	9 p.m.
11	at Florida State	ESPNU	4 p.m.
17	vs. Charlotte (Sunrise)	FS2/Sun	4 p.m.
21	Little Rock	SECN	7 p.m.
29	at Arkansas	SECN	7 p.m.

JANUARY

3	Ole Miss	ESPNU	7 p.m.
7	Tennessee	ESPN2	5:15 p.m.
10	at Alabama	ESPNU	9 p.m.
14	Georgia	ESPN/2	12 p.m.
18	at South Carolina	SECN	6:30 p.m.
21	Vanderbilt	CBS	12 p.m.
25	at LSU	SECN	9 p.m.
28	at Oklahoma (SEC/B12)	ESPN	2 p.m.

FEBRUARY

2	Missouri	ESPN/2	7 p.m.
4	Kentucky	ESPN/2	2/8 p.m.
7	at Georgia	ESPN2	7 p.m.
11	Texas A&M	ESPN/2	12 p.m.
14	at Auburn	SECN	7 p.m.
18	at Mississippi State	ESPN/2	2 p.m.
21	South Carolina	ESPN	7 p.m.
25	at Kentucky	CBS	2 p.m.

MARCH

1	Arkansas	ESPN2	7 p.m.
4	at Vanderbilt	ESPN/2	2 p.m.
8-12	SEC Tournament (Nashville)		

FLORIDAGATORS.COM

Contact: Denver Parler | denverp@gators.ufl.edu | 352-375-4683 ext. 6135

FLORIDA PROBABLE STARTERS

#	Name	Pos.	Ht.	Wt.	Cl.	P/RPG
1	Devin Robinson	F	6-8	200	Jr.	9.0/5.6
23	Justin Leon	F	6-8	196	Jr.	5.3/3.1
15	John Egbunu	C	6-11	255	RJr.	11.5/6.5
5	KeVaughn Allen	G	6-2	183	So.	11.6/2.7
11	Chris Chiozza	G	6-0	176	Jr.	7.2/4.3a

OPPONENT PROBABLE STARTERS

#	Name	Pos.	Ht.	Wt.	Cl.	P/RPG
21	Demetris Morant	F	6-9	209	RSr.	5.7/5.3
32	Antravious Simmons	F	6-9	250	RJr.	7.9/5.2
0	Brandon Goodwin	G	6-2	180	RJr.	*10.2/4.2a
5	Zach Johnson	G	6-2	195	RSo.	11.1/3.3a
11	Christan Terrell	G	6-5	187	Jr.	12.7/5.1

*2014-15 at UCF

0

**KASEY
HILL**Guard
Senior
Umatilla, Fla.
6-1 | 175

Provides experience in the Gators' backcourt, whether in the starting lineup or off the bench...Scored 18 points both 2016 SEC Tournament games, his season high...Has three career game with 8+ assists and 1 or fewer turnovers.

Year	GP	GS	Min	Avg	FG	FGA	Pct	3FG	3A	Pct	FT	FTA	Pct	OR	DR	Tot	Avg	PF	FO	Ast	TO	Blk	Stl	Pts	Avg
2016-17																									
TOTAL	101	57	2561	25.4	264	677	.390	32	128	.250	178	313	.569	34	192	226	2.2	220	5	369	194	24	122	738	7.3

1

**DEVIN
ROBINSON**Forward
Junior
Chesterfield, Va.
6-8 | 200

Spent the offseason recovering from a stress fracture in his foot...Scored 15 points and drew three charges in last season's home date vs. Ole Miss, which White called Robinson's best performance as a Gator...Posted three double-doubles during his sophomore season.

Year	GP	GS	Min	Avg	FG	FGA	Pct	3FG	3A	Pct	FT	FTA	Pct	OR	DR	Tot	Avg	PF	FO	Ast	TO	Blk	Stl	Pts	Avg
2016-17																									
TOTAL	69	35	1460	21.2	192	443	.433	57	188	.303	94	133	.707	88	205	293	4.2	144	5	40	60	34	35	535	7.8

2

**ERIC
HESTER**Guard
Freshman
Clearwater, Fla.
6-3 | 167

The first high school recruit to commit to the Gators under head coach Mike White...Has a 6-foot-10 wingspan and the motor to be an elite defender...Named a top-100 player in USA Today's composite rankings...Rivals and 247 Sports four-star prospect.

Year	GP	GS	Min	Avg	FG	FGA	Pct	3FG	3A	Pct	FT	FTA	Pct	OR	DR	Tot	Avg	PF	FO	Ast	TO	Blk	Stl	Pts	Avg
2016-17																									

5

**KEVAUGHN
ALLEN**Guard
Sophomore
Little Rock, Ark.
6-2 | 183

Established his ability to score in bunches during a productive freshman season...Exploded for 32 points vs. Florida State and added a 27-point performance in Florida's win at Ole Miss, shooting 9-for-11 from the floor and 6-for-7 from 3-point range.

Year	GP	GS	Min	Avg	FG	FGA	Pct	3FG	3A	Pct	FT	FTA	Pct	OR	DR	Tot	Avg	PF	FO	Ast	TO	Blk	Stl	Pts	Avg
2016-17																									
TOTAL	36	34	978	27.2	134	336	.399	51	162	.315	99	117	.846	18	79	97	2.7	56	0	57	35	5	41	418	11.6

11

**CHRIS
CHIOZZA**Guard
Junior
Memphis, Tenn.
6-0 | 176

The Gators' assists and assist-to-turnover ratio leader last season...An attacking point guard with the ability to distribute or score himself...His 62 career 3-pointers made are the most on the team.

Year	GP	GS	Min	Avg	FG	FGA	Pct	3FG	3A	Pct	FT	FTA	Pct	OR	DR	Tot	Avg	PF	FO	Ast	TO	Blk	Stl	Pts	Avg
2016-17																									
TOTAL	69	33	1609	23.3	130	363	.358	62	193	.321	68	103	.660	23	153	176	2.6	136	3	228	106	3	78	390	5.7

13

**KEVARRIUS
HAYES**Forward/Center
Sophomore
Live Oak, Fla.
6-9 | 218

Had two big performances in the NIT after John Egbunu went down with injury, scoring 14 points at Ohio State and George Washington...Brings maximum effort to the court every day...A long and athletic shot-blocker and rebounder who moves extremely well.

Year	GP	GS	Min	Avg	FG	FGA	Pct	3FG	3A	Pct	FT	FTA	Pct	OR	DR	Tot	Avg	PF	FO	Ast	TO	Blk	Stl	Pts	Avg
2016-17																									
TOTAL	35	6	403	11.5	35	50	.700	0	0	.000	28	59	.475	45	47	92	2.6	64	0	7	17	20	11	98	2.8

15

**JOHN
EGBUNU**Center
Junior (R)
Bauchi, Nigeria
6-11 | 255

Scored a career-high 27 points (including nine dunks) vs. Kentucky...Had five double-doubles, including three vs. SEC opponents, during his first season at UF...One of the team's best communicators on defense...A presence in the lane and a strong finisher at the basket.

Year	GP	GS	Min	Avg	FG	FGA	Pct	3FG	3A	Pct	FT	FTA	Pct	OR	DR	Tot	Avg	PF	FO	Ast	TO	Blk	Stl	Pts	Avg
2016-17																									
TOTAL	34	30	857	25.2	149	252	.591	0	0	.000	92	173	.532	92	128	220	6.5	110	6	12	59	48	15	390	11.5
All*	66	61	1650	25.0	227	403	.563	0	1	.000	152	283	.537	172	246	418	6.3	202	7	24	114	91	25	606	9.2

23

**JUSTIN
LEON**Forward
Senior
Conway, Ark.
6-8 | 206

High-motor player who earned his way into the starting lineup on a semi-regular basis in his first season with the Gators...Finished the season with UF's top 3-point percentage...A JuCo All-American in 2015, averaging 21.5 points and 10.0 rebounds at Shawnee (Ill.) Community College.

Year	GP	GS	Min	Avg	FG	FGA	Pct	3FG	3A	Pct	FT	FTA	Pct	OR	DR	Tot	Avg	PF	FO	Ast	TO	Blk	Stl	Pts	Avg
2016-17																									
TOTAL	34	11	507	14.9	72	146	.493	25	67	.373	12	26	.462	46	61	107	3.1	52	0	11	21	5	10	181	5.3

24

**CANYON
BARRY**Guard
Grad / Senior (R)
Colorado Springs, Colo.
6-6 | 215

Prolific scorer who was averaging 19.7 points at College of Charleston before a season-ending shoulder injury...Grad transfer to UF, studying nuclear engineering.

Year	GP	GS	Min	Avg	FG	FGA	Pct	3FG	3A	Pct	FT	FTA	Pct	OR	DR	Tot	Avg	PF	FO	Ast	TO	Blk	Stl	Pts	Avg
2016-17																									
All*	70	58	2135	30.5	301	804	.374	118	343	.344	173	226	.765	50	219	269	3.8	126	2	103	149	29	59	893	12.8

25

**KEITH
STONE**Forward
Freshman (R)
Deerfield Beach, Fla.
6-8 | 240

Strength, athleticism and handle to be a versatile inside-out player...A skilled offensive player who can score in a variety of ways...Spent last season working tirelessly in the weight room, shedding about 15 pounds before putting it back on as muscle.

Year	GP	GS	Min	Avg	FG	FGA	Pct	3FG	3A	Pct	FT	FTA	Pct	OR	DR	Tot	Avg	PF	FO	Ast	TO	Blk	Stl	Pts	Avg
2016-17																									

32

**SCHUYLER
RIMMER**Center
Senior
Orlando, Fla.
6-10 | 249

Big man who provides the Gators with frontcourt depth...Along with Hayes, served as backup to John Egbunu at the center position last season...Has improved his athleticism in the weight room since coming to UF.

Year	GP	GS	Min	Avg	FG	FGA	Pct	3FG	3A	Pct	FT	FTA	Pct	OR	DR	Tot	Avg	PF	FO	Ast	TO	Blk	Stl	Pts	Avg
2016-17																									
TOTAL	25	0	162	6.5	13	30	.433	1	1	1.000	9	10	.900	10	20	30	1.2	25	0	3	7	5	0	36	1.4
All*	41	0	237	5.8	16	39	.410	1	1	1.000	11	19	.579	12	29	41	1.0	36	0	3	12	6	0	44	1.1

NOTE: All* line includes stats at previous school. TOTAL line is UF only.

STARTING LINEUPS						STAT LEADERS				
	1	2	3	4	5	Points	Rebounds	Assists	Steals	Blocks
vs. FGCU										
vs. Mercer										
vs. St. Bonaventure										
vs. Belmont										
vs. Seton Hall										
vs. Gonzaga/Quinnipiac										
vs. TBD										
at North Florida										
vs. Duke										
at Florida State										
vs. Charlotte										
Little Rock										
at Arkansas										
Ole Miss										
Tennessee										
at Alabama										
Georgia										
at South Carolina										
Vanderbilt										
at LSU										
at Oklahoma										
Missouri										
Kentucky										
at Georgia										
Texas A&M										
at Auburn										
at Mississippi State										
South Carolina										
at Kentucky										
Arkansas										
at Vanderbilt										
MISC. SCORING						NOTABLE				
UF-Opp.	Paint	Off T/O	2nd Ch.	Fastbreak	Bench					
vs. FGCU										
vs. Mercer										
vs. St. Bonaventure										
vs. Belmont										
vs. Seton Hall										
vs. Gonzaga/Quinnipiac										
vs. TBD										
at North Florida										
vs. Duke										
at Florida State										
vs. Charlotte										
Little Rock										
at Arkansas										
Ole Miss										
Tennessee										
at Alabama										
Georgia										
at South Carolina										
Vanderbilt										
at LSU										
at Oklahoma										
Missouri										
Kentucky										
at Georgia										
Texas A&M										
at Auburn										
at Mississippi State										
South Carolina										
at Kentucky										
Arkansas										
at Vanderbilt										
Total										
Average per game										

MATCHUP

SERIES HISTORY

- Florida leads the all-time series, 3-0, including a 1-0 mark under head coach Mike White.
- The Gators are also 1-0 in season openers under White.
- This will be the second neutral-site contest between UF and FGCU, previously meeting in Arlington, Texas, in the 2013 NCAA Tournament Sweet 16.
- The Gators are 90-19 all-time vs. current Atlantic Sun teams, including 3-0 under White.

LAST MEETING

- Florida defeated FGCU 70-50 in Gainesville on Nov. 27, 2015, led by Dorian Finney-Smith's 23 points and John Egbunu's double-double (17/11) and four blocked shots.
- The Gators overcame a 22 percent day from 3-point range by winning the turnover margin 18-6, leading to a 26-6 advantage in points off turnovers.

ABOUT THE OPPONENT

- Florida Gulf Coast went 21-14 last season, winning the Atlantic Sun Tournament and a First Four NCAA Tournament game before falling to eventual national runner-up North Carolina.
- The Eagles return three double-figure scorers, including Marc-Eddy Norelia (17.1), Christian Terrell (12.7) and Zach Johnson (11.1). Norelia also led FGCU in rebounding last season with 9.3 per game.
- Norelia and Johnson were both named preseason all-conference, while Demetris Morant is the A-Sun's preseason defensive player of the year after averaging 1.4 blocked shots per game last season.

OPPONENT'S LAST 5 GAMES

March 1	Kennesaw State	W	74-64
March 3	at North Florida	W	89-56
March 6	Stetson	W/OT	80-78
March 15	*vs. Fairleigh Dickinson	W	96-65
March 17	*vs. North Carolina	L	67-83

OPPONENT'S NEXT 5 GAMES

Nov. 16	UT Arlington
Nov. 18	at Baylor
Nov. 20	at Michigan State
Nov. 23	Binghamton
Nov. 25	Long Beach State

UF ALL-TIME VS. FLORIDA GULF COAST (3-0)

Dec. 10, 2008	H	W	69-44
March 29, 2013	*N	W	62-50
Nov. 27, 2015	H	W	70-50

UF VS. CURRENT A-SUN | LAST 20 MEETINGS (19-1)

Dec. 20, 2006	Stetson	W	88-67
Nov. 20, 2007	North Florida	W	102-51
Nov. 27, 2007	Stetson	W	71-48
Dec. 3, 2007	Jacksonville	W	88-72
Dec. 10, 2008	FGCU	W	94-60
Dec. 30, 2008	Stetson	W	78-57
March 18, 2009	^Jacksonville	W	84-62
Nov. 15, 2009	Stetson	W	74-46
Dec. 4, 2009	at Jacksonville	W	85-67
Dec. 20, 2010	Jacksonville	L/OT	68-71
Nov. 17, 2011	North Florida	W	91-55
Nov. 25, 2011	Jacksonville	W	107-62
Nov. 28, 2011	vs. Stetson	W	96-70
March 29, 2013	*vs. FGCU	W	62-50
Nov. 8, 2013	North Florida	W	77-69
Nov. 23, 2013	at Jacksonville	W	86-60
Dec. 14, 2014	Jacksonville	W	79-34
Nov. 27, 2015	FGCU	W	70-50
Dec. 22, 2015	Jacksonville	W	89-65
March 15, 2016	^at North Florida	W	97-68

*NCAA Tournament; ^NIT

Category	UF	SEC Rank	Opponent
Scoring Offense	74.3	10	77.2
Scoring Defense	68.5	5	70.7
Scoring Margin	+5.8	5	+6.6
Field Goal Pct.	.426	8	.479
Field Goal Pct. Def.	.409	6	.412
3-Pt. FG Pct.	.320	13	.353
3-Pt. FG Pct. Def.	.344	9	.304
3-Pt. FG Made	7.2	8	5.3
3-Pt. FG Allowed	6.4	4	6.6
Free Throw Pct.	.643	13	.644
Free Throws Made	15.6	9	14.3
Rebounds	40.1	2	40.6
Opp. Rebounds	37.8	11	35.3
Offensive Rebounds	13.1	3	11.9
Defensive Rebounds	27.0	3	28.7
Rebounding Margin	+2.2	5	+5.3
Assists	13.4	9	13.8
Turnovers	11.3	4	12.5
Opp. Turnovers	13.2	6	12.1
Turnover Margin	+1.9	5	-0.5
Assist/TO Ratio	1.2	7	1.1
Steals	6.5	6	6.6
Blocked Shots	4.3	9	4.0

NUMERICAL ROSTER

0	Kasey Hill	G	6-1	175	Sr.	3L	Umatilla, Fla./Montverde Academy
1	Devin Robinson	F	6-8	200	Jr.	2L	Chesterfield, Va./Christchurch School
2	Eric Hester	F	6-3	167	Fr.	HS	Clearwater, Fla./Oldsmar Christian
3	Jalen Hudson	G	6-6	190	Jr.	TR	Richmond, Va./Virginia Tech
5	KeVaughn Allen	G	6-2	183	So.	1L	Little Rock, Ark./North Little Rock
11	Chris Chiozza	G	6-0	176	Jr.	2L	Memphis, Tenn./White Station
12	Gorjok Gak	F/C	6-11	231	Fr.	HS	Sydney, Australia/Victory Rock Prep
13	Kearrius Hayes	F/C	6-9	218	So.	1L	Live Oak, Fla./Suwanee
15	John Egbunu	C	6-11	255	Jr.-R	1L	Bauchi, Nigeria/USF
21	Dontay Bassett	F	6-9	222	Fr.	HS	Oakland, Calif./Oldsmar Christian
23	Justin Leon	F	6-8	206	Sr.	1L	Conway, Ark./Shawnee (Ill.) CC
24	Canyon Barry	G	6-6	215	Gr.	TR	Colorado Springs, Colo./College of Charleston
25	Keith Stone	F	6-8	240	Fr.-R	SQ	Deerfield Beach, Fla./Zion Lutheran
32	Schuyler Rimmer	C	6-10	249	Sr.	1L	Orlando, Fla./Stanford

ALPHABETICAL ROSTER

5	KeVaughn Allen	G	6-2	183	So.	1L	Little Rock, Ark./North Little Rock
24	Canyon Barry	G	6-6	215	Gr.	TR	Colorado Springs, Colo./College of Charleston
21	Dontay Bassett	F	6-9	222	Fr.	HS	Oakland, Calif./Oldsmar Christian
11	Chris Chiozza	G	6-0	176	Jr.	2L	Memphis, Tenn./White Station
15	John Egbunu	C	6-11	255	Jr.-R	1L	Bauchi, Nigeria/USF
12	Gorjok Gak	F/C	6-11	231	Fr.	HS	Sydney, Australia/Victory Rock Prep
13	Kearrius Hayes	F/C	6-9	218	So.	1L	Live Oak, Fla./Suwanee
2	Eric Hester	G	6-3	167	Fr.	HS	Clearwater, Fla./Oldsmar Christian
0	Kasey Hill	G	6-1	175	Sr.	3L	Umatilla, Fla./Montverde Academy
3	Jalen Hudson	G	6-6	190	Jr.	TR	Richmond, Va./Virginia Tech
23	Justin Leon	F	6-8	206	Sr.	1L	Conway, Ark./Shawnee (Ill.) CC
32	Schuyler Rimmer	C	6-10	249	Sr.	1L	Orlando, Fla./Stanford
1	Devin Robinson	F	6-8	200	Jr.	2L	Chesterfield, Va./Christchurch School
25	Keith Stone	F	6-8	240	Fr.-R	SQ	Deerfield Beach, Fla./Zion Lutheran

Head Coach: Mike White (Ole Miss '00)

Assistant Coaches: Dusty May (Indiana '00), Jordan Mincy (Kent State '09), Darris Nichols (West Virginia '08)

Head Athletic Trainer: Dave Werner

Strength & Conditioning Coordinator: Preston Greene

Director of Basketball Operations: Kyle Church

Video Coordinator: Jonathan Blake

Academic Counselor: Tom Williams

Note: Coach White has no personal preference between Mike or Michael.

We use Mike in our materials simply for consistency's sake, and either form is perfectly acceptable in broadcast or print.

PRONUNCIATION GUIDE

KeVaughn Allen	KAY-vawn
Dontay Bassett	DAHN-tay BASS-ett
Chris Chiozza	chee-OH-zah
John Egbunu	egg-B00-noo
Gorjok Gak	GORE-zhahk GACK
Kearrius Hayes	KEE-vahr-ee-us
Schuyler Rimmer	SKY-ler
Devin Robinson	DEV-in

CHARTING THE GATORS

ALL-TIME AT FLORIDA

Assists			
1.	Erving Walker	2008-12	547
2.	Ronnie Montgomery	1984-88	503
3.	Eddie Shannon	1995-99	493
4.	Nick Calathes	2007-09	452
5.	Vernon Delancy	1980-84	427
6.	Greg Williams	1993-97	423
7.	Scottie Wilbekin	2010-14	419
8.	Andrew Moten	1983-87	411
9.	Brett Nelson	1999-2003	406
10.	Taurean Green	2004-07	397
Chasing the top 10...			
	Kasey Hill	2013-present	369

Steals

1.	Eddie Shannon	1995-99	204
2.	Brett Nelson	1999-2003	198
	Dan Cross	1991-95	198
4.	Dwayne Davis	1987-91	178
5.	Corey Brewer	2004-07	176
6.	Scottie Wilbekin	2010-14	167
7.	Andrew Moten	1983-87	165
8.	Justin Hamilton	1999-2003	164
9.	Kenyan Weaks	1996-2000	163
10.	Erving Walker	2008-12	159
Chasing the top 10...			
	Kasey Hill	2013-present	122

Dunks

1.	Dwayne Davis	1987-91	168
2.	Eugene McDowell	1981-85	162
3.	David Lee	2001-05	155
4.	Alex Tyus	2007-11	146
5.	Patric Young	2010-14	142
6.	Joakim Noah	2004-07	130
7.	Andrew DeClercq	1991-95	102
8.	Udonis Haslem	1998-2002	101
9.	Al Horford	2004-07	100
10.	Vernon Delancy	1980-84	83
Chasing the top 10...			
	John Egbunu	2015-present	75

UF SINCE 1996-97

Games with 8+ Assists, 1 or Fewer Turnovers (career)

1.	Eddie Shannon	1995-99	5
2.	Chris Chiozza	2014-present	4
3.	Kasey Hill	2013-present	3
	Nick Calathes	2007-09	3
5.	Taurean Green	2004-07	2
	Justin Hamilton	1999-2003	2

1,000-POINT CLUB WATCH

Player	Has	Needs
Canyon Barry*	893	107
Kasey Hill	738	262

*Includes 893 points scored at College of Charleston

- NEUTRAL NOTES
- Mike White is 3-2 in neutral site games at UF.
 - Kasey Hill's career-high 20 points came in a neutral game vs. North Carolina at the 2014 Battle 4 Atlantis. He also hit a career-best 10 free throws on in that game.
 - Hill averaged 11.6 points in UF's five neutral-site games in 2015-16. John Egbunu (10.8) and KeVaughn Allen (10.6) both averaged double-figure scoring in those games, as well.

ODDS & ENDS

2016-17 INDIVIDUAL STAT LEADERS & SEC RANKINGS

Category	Player	Stat	Rank
Scoring	-	-	-
Rebounds	-	-	-
FG Pct.	-	-	-
3-Pt. FG Pct.	-	-	-
3-Pt. FG Made	-	-	-
FT Pct.	-	-	-
Assists	-	-	-
Steals	-	-	-
Blocked Shots	-	-	-
A/T/O Ratio	-	-	-
Minutes	-	-	-

*not qualified for rankings

- GATORS' LAST GAME
- Florida opened the season with a 91-63 exhibition win vs. Eckerd College in Jacksonville.
 - John Egbunu's double-double (18 points, 13 rebounds) led the way for UF as six players tallied double-figure scoring.
 - The Gators found themselves down 34-33 at halftime, but used a 17-3 run followed by another 17-0 run to put the game away.
 - Despite an 0-for-3 day from 3-point range, KeVaughn Allen got the rim and the free throw line to contribute 13 points. He also nabbed six steals.
 - After committing 10 first-half turnovers, UF turned it over just four times in the second half. The Gators forced Eckerd into 24 turnovers, including 13 in the second half.
 - Florida shot 22-for-29 from the free throw line, including a perfect 6-for-6 from Justin Leon.

- GATORS' EXPERIENCE
- The Gators' opening day roster has more career Division I starts' worth of experience than any in recent memory (does not include redshirting transfers). UF's 2006-07 team returned 267 starts.
 - The team's 521 games played entering the season is the most since the 595 games played on the 2013-14 opening day roster and the 2006-07 team's 575.

Season	Games	Starts
2016-17	521	295
2015-16	421	166
2014-15	502	136
2013-14	595	202
2012-13	573	246
2011-12	446	211
2010-11	509	223
2009-10	486	145
2008-09	343	118
2007-08	181	11
2006-07	575	267
2005-06	343	97
2004-05	369	196
2003-04	300	80

2016-17 INDIVIDUAL HONORS

KeVaughn Allen

Preseason All-SEC (2nd team media)

STANDINGS & RESULTS

2016-17 SEC STANDINGS

	SEC	Overall
Alabama	0-0	-
Arkansas	0-0	-
Auburn	0-0	-
FLORIDA	0-0	-
Georgia	0-0	-
Kentucky	0-0	-
LSU	0-0	-
Ole Miss	0-0	-
Mississippi State	0-0	-
Missouri	0-0	-
South Carolina	0-0	-
Tennessee	0-0	-
Texas A&M	0-0	-
Vanderbilt	0-0	-

AP TOP 25	COACHES TOP 25
1. *Duke (58)	1. *Duke (27)
2. *Kentucky (2)	2. Kansas (1)
3. Kansas	3. Villanova (1)
4. Villanova (4)	4. *Kentucky (2)
5. Oregon (1)	5. Oregon
6. North Carolina	6. North Carolina
7. Xavier	7. Virginia
8. Virginia	8. Xavier
9. Wisconsin	9. Michigan State
10. Arizona	10. Wisconsin
11. Indiana	11. Arizona
12. Michigan State	12. Indiana
13. Louisville	13. ^Gonzaga
14. ^Gonzaga	14. Louisville
15. Purdue	15. Purdue
16. UCLA	16. Connecticut
17. Saint Mary's	17. Syracuse
18. Connecticut	18. West Virginia
19. Syracuse	19. Saint Mary's
20. West Virginia	20. UCLA
21. Texas	21. Maryland
22. Creighton	22. Texas
23. Rhode Island	23. Creighton
24. ^Iowa State	24. Rhode Island
25. Maryland	25. Cincinnati

*2016-17 Florida Opponent; ^Possible Opponent

FLORIDA IN THE POLLS & RATINGS

Date	AP	Coaches	RPI	KenPom	Sagarin	KPI	BPI
Preseason	RV	RV	*	17	*	*	*

*Initial rankings not yet released.

HEAD COACH MIKE WHITE

YEAR-BY-YEAR COACHING RECORD

Year	School	Overall		League		Postseason
2011-12	Louisiana Tech	18-16	.529	6-8	.429	
2012-13	Louisiana Tech	27-7	.794	16-2	.889	NIT 2nd Round (1-1)
2013-14	Louisiana Tech	29-8	.784	13-3	.813	NIT Quarterfinals (2-1)
2014-15	Louisiana Tech	27-9	.750	15-3	.833	NIT Quarterfinals (2-1)
2015-16	Florida	21-15	.583	9-9	.500	NIT Quarterfinals (2-1)
2016-17	Florida	0-0	-	0-0	-	
Overall	5th Year	122-55	.689	59-25	.702	4 postseasons (7-4)
At UF	1st Year	21-15	.583	9-9	.500	1 postseason (2-1)

WHITE'S WIN-LOSS BREAKDOWN

	2016-17	Florida	Overall
Overall	0-0	21-15	122-55
vs. Conference	0-0	9-9	59-25
vs. Conference Home	0-0	6-3	35-7
vs. Conference Away	0-0	3-6	24-18
vs. Non-Conference (Reg. Season)	0-0	9-4	50-21
vs. Non-Conference Home	0-0	6-1	31-2
vs. Non-Conference Away	0-0	1-2	11-16
vs. Non-Conference Neutral	0-0	2-1	8-3
Postseason Play	0-0	3-2	13-9
Conference Tournament	0-0	1-1	6-5
NCAA Tournament	0-0	0-0	0-0
NIT	0-0	2-1	7-4
vs. AP Top 25	0-0	1-7	1-8
vs. AP Top 15	0-0	1-2	1-3
vs. AP Top 10	0-0	1-1	1-2
vs. AP Top 5	0-0	0-1	0-1
vs. AP No. 1	0-0	0-1	0-1
Overtime	0-0	0-1	3-4
November	0-0	5-1	24-8
December	0-0	3-3	23-13
January	0-0	6-3	30-10
February	0-0	3-5	26-11
March	0-0	4-3	19-13
April	0-0	0-0	0-0
Sunday	0-0	1-1	7-4
Monday	0-0	1-0	8-2
Tuesday	0-0	6-6	14-8
Wednesday	0-0	2-2	11-8
Thursday	0-0	1-0	30-9
Friday	0-0	2-1	9-4
Saturday	0-0	8-5	43-20
Scoring 49 or fewer	0-0	0-0	0-1
Scoring 50-59	0-0	2-4	10-12
Scoring 60-69	0-0	2-5	19-24
Scoring 70-79	0-0	7-5	45-13
Scoring 80-89	0-0	7-0	31-4
Scoring 90-99	0-0	2-1	11-1
Scoring 100+	0-0	1-0	6-0
Allowing 49 or fewer	0-0	1-0	16-0
Allowing 50-59	0-0	4-1	29-1
Allowing 60-69	0-0	9-3	41-9
Allowing 70-79	0-0	6-4	30-25
Allowing 80-89	0-0	1-6	4-17
Allowing 90-99	0-0	0-1	2-3
Allowing 100+	0-0	0-0	0-0

The University of Florida hired Mike White as head men's basketball coach, on Thursday, May 7, 2015.

In his first season at the helm, White guided Florida to a 21-15 record, one of three active SEC coaches to post a 20-win season in their first year on the job. It also matched a Florida record for most wins by a first-year head coach.

Under White, the Gators returned to the postseason, advancing to the quarterfinals of the NIT before falling to eventual tournament winner George Washington.

The Gators enter the second year under White's leadership with a unique challenge in front of them, playing the first 11 games of the season away from home as the renovation of Exactech Arena at the Stephen C. O'Connell Center finishes. Florida has a total of just 10 home games this season and is scheduled to re-open the building following the \$64.5 million project on Dec. 21.

White, the 2014-15 Conference USA Coach of the Year, came to the Gators after leading Louisiana Tech to a 101-40 record (.716) over past four seasons, including three straight conference championships. Born in Dunedin, Fla., White brought a wealth of SEC experience to the Gators, as a four-year starter at Ole Miss and later an assistant coach for seven seasons under two different head coaches on the Rebels' bench.

QUOTABLE WHITE

On the first several days of practice (10/6, UF Media Day):

"It was as good of a first practice as I've been a part of as an assistant or a head coach. Day two and day three were pretty good. Day one was really good. So obviously when you go for a long time for the first time and you go bone on bone at that length for the first time, fatigue's going to set in, not only physically, but mentally. I think our guys were pretty beat up the last couple days, but fought through it."

On the team's strengths this season (10/6, UF Media Day):

"I think this team has good experience. We've got really good depth. In my opinion, we've got really good length. And those would be three of the biggest strengths that stick out with this team, so I think we can be really good defensively and that will be the challenge to this team just like it was last year. Just like it was last year, but I think we can be better this year defensively."

On grad transfer Canyon Barry (10/6, UF Media Day):

"Canyon came here to have a chance to play in an NCAA Tournament, to play with high-level players. Canyon wants to win, and I expect him to maintain that mentality more than anything else, whether that means he scores 21 a night or scores 4. That goes for everyone on our team. He's very capable of scoring the ball, but I think he's underrated in other areas. He's a great communicator. He's always talking. He's a quick thinker. He's a very good passer. He's probably our best post passer right now in evaluating three practices. Kind of sees things before he catches the ball, he's always checking the defense, very good vision. I think he's going to be a good scouting report guy."



THE LAST TIME...

INDIVIDUAL PERFORMANCES

20 Points: 22, KeVaughn Allen, at George Washington, 3/23/16

25 Points: 27, John Egbunu, vs. Kentucky, 3/1/16

30 Points: 32, KeVaughn Allen, vs. Florida State, 12/29/15

35 Points: 37, Michael Frazier II, at South Carolina, 3/4/14

40 Points: 40, Eugene McDowell, vs. Biscayne, 12/21/82

50 Points: 54, Tony Miller, vs. Chicago State, 2/29/72

10 Rebounds: 12, Dorian Finney-Smith, at Ohio State, 3/20/16

12 Rebounds: 12, Dorian Finney-Smith, at Ohio State, 3/20/16

15 Rebounds: 15, Dorian Finney-Smith, at Arkansas, 1/11/14

20 Rebounds: 20, Andrew DeClercq, vs. Kentucky, 1/18/94

25 Rebounds: 25, Neal Walk, vs. Georgia, 3/1/69

30 Rebounds: 31, Neal Walk, vs. Alabama, 1/27/68

10 Assists: 10, Kasey Hill, at Texas A&M, 2/14/15

12 Assists: 13, Nick Calathes, at Georgia, 2/14/09

15 Assists: 17, Jason Williams, vs. Duquesne, 12/3/97

Made 8 Field Goals: 8-for-15, KeVaughn Allen, at George Washington, 3/23/16

Made 10 Field Goals: 12-for-15, John Egbunu, vs. Kentucky, 3/1/16

Made 12 Field Goals: 12-for-15, John Egbunu, vs. Kentucky, 3/1/16

Attempted 15 Field Goals: 8-for-15, KeVaughn Allen; 5-for-18, Kasey Hill; at George Washington, 3/23/16

Attempted 20 Field Goals: 12-for-21, Michael Frazier II, at South Carolina, 3/4/14

Attempted 25 Field Goals: 9-for-26, Anthony Roberson, vs. Tennessee, 1/19/05

Made 5 3-Pointers: 5-for-7, Dorian Finney-Smith, vs. West Virginia, 1/30/16

Made 6 3-Pointers: 6-for-7, KeVaughn Allen, at Ole Miss, 1/16/16

Made 7+ 3-Pointers: 11-for-18, Michael Frazier II, at South Carolina, 3/4/14

Attempted 10 3-Pointers: 4-for-10, Eli Carter, at Texas A&M, 2/14/15

Attempted 12 3-Pointers: 11-for-18, Michael Frazier II, at South Carolina, 3/4/14

Attempted 15 3-Pointers: 11-for-18, Michael Frazier II, at South Carolina, 3/4/14

Made 10 Free Throws: 10-for-12, Kasey Hill, vs. North Carolina (neutral at Bahamas), 11/28/14

Made 12 Free Throws: 13-for-16, Scottie Wilbekin, vs. Missouri, 2/4/14

Made 15 Free Throws: 19-for-22, Joakim Noah, vs. Georgia, 3/1/06

Attempted 10 Free Throws: 3-for-11, John Egbunu, 3/1/16

Attempted 15 Free Throws: 8-for-16, Kasey Hill, vs. Georgia, 1/2/16

Attempted 20 Free Throws: 19-for-22, Joakim Noah, vs. Georgia, 3/1/06

4 Blocks: 5, John Egbunu, at Georgia, 2/16/16

5 Blocks: 5, John Egbunu, at Georgia, 2/16/16

6 Blocks: 6, Patric Young, vs. Savannah St., 11/20/12

7 Blocks: 7, Al Horford, vs. Ole Miss, 2/16/05

5 Steals: 5, Kasey Hill, at North Florida, 3/15/16

6 Steals: 6, Michael Frazier II, at Vanderbilt, 2/3/15

7 Steals: 7, Dan Werner, vs. Georgia, 2/9/08

Double-Double: Dorian Finney-Smith, at Ohio State, 3/20/16, 16 points/12 rebounds

Double-Double with Points/Assists: Scottie Wilbekin, vs. Missouri, 1/19/13, 13 points/10 assists

Triple-Double: Nick Calathes, vs. Georgia, 1/28/09, 20 points/13 rebounds/10 assists

2 Straight Double-Doubles: John Egbunu, vs. Ole Miss, 2/9/16, 14 points/10 rebounds; vs. Alabama, 2/13/16, 10 points/11 rebounds

3 Straight Double-Doubles: Dorian Finney-Smith, at Texas A&M, 1/12/16, 17 points/12 rebounds; at Ole Miss, 1/16/16, 17 points/10 rebounds; vs. Mississippi State, 1/19/16, 20 points/13 rebounds

4 Straight Double-Doubles: David Lee, vs. Vanderbilt, 2/23/05, 13 points/14 rebounds; at South Carolina, 2/27/05, 13 points/14 rebounds; at Georgia, 3/2/05, 17 points/13 rebounds; vs. Kentucky, 3/6/05, 11 points/10 rebounds

20 Points & 10 assists: Erving Walker, vs. Georgia, 1/27/10, 21 points/10 assists

20 Points & 10 Rebounds: Dorian Finney-Smith, vs. Mississippi State, 1/19/16, 20 points/13 rebounds

20 Points & 15 Rebounds: Dorian Finney-Smith, at Arkansas, 1/11/14, 22 points/15 rebounds

25 Points & 10 Rebounds: Erik Murphy, vs. LSU (SEC Tournament), 3/15/13, 27 points/12 rebounds

25 Points & 15 Rebounds: Greg Stolt, vs. USF, 12/10/96, 33 points/15 rebounds

30 Points & 10 Rebounds: Joakim Noah, vs. Georgia, 3/1/06, 37 points/11 rebounds

30 Points & 15 Rebounds: Greg Stolt, vs. USF, 12/10/96, 33 points/15 rebounds

TEAM PERFORMANCES

85 Points: 97, at North Florida, 3/15/16

90 Points: 97, at North Florida, 3/15/16

95 Points: 97, at North Florida, 3/15/16

100 Points: 104, vs. North Carolina A&T, 11/16/15

105 Points: 107, vs. Jacksonville, 11/25/11

110 Points: 112, NCAA Tournament vs. Jackson State, 3/16/07

120 Points: 125, vs. FAMU, 12/10/00

130 Points: 131, vs. New Hampshire, 11/29/99

50 Rebounds: 54, vs. Alabama, 2/13/16

55 Rebounds: 57, vs. Richmond, 12/1/15

60 Rebounds: 62, NCAA Tournament vs. Jackson State, 3/16/07

20 Offensive Rebounds: 23, vs. Alabama, 2/13/16

25 Offensive Rebounds: 27, vs. Bethune-Cookman, 12/11/99

Made 35 Field Goals: 35-for-68, at North Florida, 3/15/16

Made 40 Field Goals: 42-for-73, vs. North Carolina A&T, 11/18/10

Made 45 Field Goals: 46-for-81, vs. New Hampshire, 11/29/99

Attempted 65 Field Goals: 28-for-65, at George Washington, 3/23/16

Attempted 70 Field Goals: 23-for-70, at Vanderbilt, 1/26/16

Attempted 75 Field Goals: 39-for-76, vs. Jackson State, 11/11/11

Attempted 80 Field Goals: 39-for-83, vs. FAU, 11/27/00

Made 10 3-Pointers: 16-for-32, at North Florida, 3/15/16

Made 12 3-Pointers: 16-for-32, at North Florida, 3/15/16

Made 15 3-Pointers: 16-for-32, at North Florida, 3/15/16

Made 18 3-Pointers: 18-for-35, vs. Robert Morris, 12/30/96

Attempted 25 3-Pointers: 16-for-32, at North Florida, 3/15/16

Attempted 30 3-Pointers: 16-for-32, at North Florida, 3/15/16

Attempted 35 3-Pointers: 14-for-35, vs. Stetson, 11/28/11

Made 25 Free Throws: 25-for-33, at Missouri, 3/5/16

Made 30 Free Throws: 30-for-36, vs. Arkansas, 2/3/16

Made 35 Free Throws: 35-for-39, vs. Vanderbilt, 2/7/04

Made 40 Free Throws: 40-for-50, vs. Morehead State, 12/22/98

Attempted 35 Free Throws: 16-for-37, vs. Kentucky, 3/1/16

Attempted 40 Free Throws: 24-for-41, vs. Georgia, 1/2/16

Attempted 45 Free Throws: 33-for-45, vs. Florida State, 11/25/05

Attempted 50 Free Throws: 40-for-50, vs. Morehead State, 12/22/98

20 Assists: 23, at North Florida, 3/15/16

25 Assists: 25, at Auburn, 2/16/13

30 Assists: 32, vs. Northeastern, 12/22/03

10 Steals: 13, at North Florida, 3/15/16

15 Steals: 17, vs. Wake Forest (neutral at Sunrise), 12/20/14

20 Steals: 22, vs. VMI, 12/28/99

25 Steals: 25, vs. Morehead State, 12/22/98

Forced 20 Turnovers: 21, at North Florida, 3/15/16

Forced 25 Turnovers: 25, vs. Toledo, 11/14/08

Forced 30 Turnovers: 30, vs. Georgia, 2/5/00

Forced 35 Turnovers: 35, vs. Florida A&M, 12/4/99

8-10 Blocks: 10, at Georgia, 1/6/16

11 Blocks: 11, vs. FGCU, 11/27/15

12 Blocks: 12, vs. FAMU, 12/17/06

Had 5/6 Players with 10 Points: 6 players, at North Florida, 3/15/16; Dorian Finney-Smith (15), Kasey Hill (14), KeVaughn Allen (13), John Egbunu (13), Chris Chiozza (11), Devin Robinson (10)

Had 7/8 Players with 10 Points: 8 players, vs. North Carolina A&T, 11/18/10; Kenny Boynton (16), Chandler Parsons (16), Casey Prather (12), Erik Murphy (11), Erving Walker (11), Scottie Wilbekin (11), Patric Young (11), Vernon Macklin (10)

Had 2 Players with 20 Points: vs. Jacksonville, 12/14/14; Dorian Finney-Smith (25), Michael Frazier II (22)

Had 3 Players with 20 Points: at Arkansas, 2/18/12; Erving Walker (31), Kenny Boynton (25), Bradley Beal (21)

Had 2 Players with 25 Points: at Arkansas, 2/18/12; Erving Walker (31), Kenny Boynton (25)

Had 2 Players with 30 Points: vs. Georgia, 3/3/62; Cliff Luyk (36), Tom Barbee (32)

Had 6/7 Players Make a 3-Pointer: 7, at North Florida, 3/15/16

Had 8 Players Make a 3-Pointer: 8, vs. North Carolina A&T, 11/16/15

Had 9 Players Make a 3-Pointer: 9, vs. Chattanooga, 11/18/06 (*tied for NCAA record*)

Had 2 Players with 10 Rebounds: vs. Alabama, 2/13/16; Devin Robinson (12), John Egbunu (11)

Had 3 Players with 10 Rebounds: vs. Richmond, 12/1/15; John Egbunu (14), Dorian Finney-Smith (13), Devin Robinson (13)

Had 2 Players with a Double-Double: vs. Richmond, 12/1/15; John Egbunu (17 points, 14 rebounds), Devin Robinson (12 points, 13 rebounds)

Had 3 Players with a Double-Double: vs. Jacksonville, 12/18/05; Corey Brewer (15 points, 13 assists & 10 rebounds), Joakim Noah (21 points, 10 rebounds), Al Horford (20 points, 11 rebounds)

Overcame a 10-Point Deficit: 1/19/15, vs. Mississippi State; Trailing 56-45 at 16:06 in 2nd half & won 81-78


Lost a 10-Point Lead: 1/24/15, at Ole Miss; Led 20-9 at 11:02 in 1st half, lost 72-71

Made a Game-Winner: 2/18/15, vs. Vanderbilt, Devin Robinson dunk with 2.1 seconds left to put UF ahead, 48-47 (Chiozza FTs sealed 50-47 win)

Made a Buzzer-Beater: 1/23/10, vs. South Carolina, Chandler Parsons 3-Pointer at the buzzer to win, 56-55

Lost on a Game-Winner: 12/29/15, vs. Florida State, Dwayne Bacon jumper with :04 left to defeat UF, 73-71

2016-17 FLORIDA GATORS



#0 KASEY HILL
G | Sr. | 6-1 | 175 | Umatilla, Fla.



#1 DEVIN ROBINSON
F | Jr. | 6-8 | 200 | Chesterfield, Va.



#2 ERIC HESTER
G | Fr. | 6-3 | 167 | Clearwater, Fla.



#3 JALEN HUDSON
G | Jr. | 6-6 | 190 | Richmond, Va.



#5 KEVAUGHN ALLEN
G | So. | 6-2 | 183 | Little Rock, Ark.




#11 CHRIS CHIOZZA
G | Jr. | 6-0 | 176 | Memphis, Tenn.



#12 GORJOK GAK
F/C | Fr. | 6-11 | 231 | Sydney, Australia



#13 KEVARRIUS HAYES
F/C | So. | 6-9 | 218 | Live Oak, Fla.



#15 JOHN EGBUNU
C | Jr. | 6-11 | 255 | Bauchi, Nigeria



#21 DONTAY BASSETT
F | Fr. | 6-9 | 222 | Oakland, Calif.



#23 JUSTIN LEON
F | Sr. | 6-8 | 206 | Conway, Ark.



#24 CANYON BARRY
G | Gr. | 6-6 | 215 | Colorado Springs, Colo.



#25 KEITH STONE
F | Fr. | 6-8 | 240 | Deerfield Beach, Fla.



#32 SCHUYLER RIMMER
C | Sr. | 6-10 | 249 | Orlando, Fla.



MIKE WHITE
Head Coach



DUSTY MAY
Assistant Coach



JORDAN MINCY
Assistant Coach



DARRIS NICHOLS
Assistant Coach

MEDIA INFORMATION

The University of Florida appreciates the media coverage from all local, regional and national outlets. The Communications Office believes in developing mutually beneficial relationships with the media and we emphasize a positive and professional working environment with all entities. The ultimate goal of the Communications Office is to provide accurate and timely information about our athletic teams and to ensure that we assist the media to the best of our abilities while they cover our program.

GAME COVERAGE

CREDENTIALS: Requests for credentials will be taken online and reviewed by Denver Parler. To access the credential request form, please visit www.sportssystem.com/florida. Once you have submitted your credential request, you will receive an automated email from the Communications Department acknowledging your request was received and is being reviewed. Once a decision on your request is made, you will receive an email with further information. Requests must be made by the day prior to a game (noon for afternoon games or 4:30 p.m. for evening games).

CREDENTIAL PICK-UP: Credentials will be mailed up until 10 days prior to the event or held at the Press Will Call window at Gate One of the O'Connell Center, which opens for pick-up 90 minutes prior to each game. Credentials can be overnighted at the expense of the media organization within 10 days of the event (by request).

PARKING: A limited number of parking spaces exist and can be requested online with your credential application. Please note that if you request to pick up your credentials at Press Will Call, we will be unable to provide a parking pass as you will have to park before visiting Press Will Call. Free parking is available in the deck next to the O'Connell Center and is generally still available 75-90 minutes before the game.

MEDIA ROOM/INTERVIEW AREA: Located between Gates 1 & 4 in the Martial Arts room near the loading dock, the media room includes work space, necessary electrical outlets, a television and wireless internet. A pre-game meal, snacks and soft drinks are also available in the media room. The pre-game meal begins 1:15 before tip. Post-game coach and player press conferences are also conducted in this area.

FLORIDA LOCKER ROOM: The Gator locker room is closed to the media with the exception of the SEC and NCAA Tournaments. Coach White and selected players will be available to the media following games in the media room/interview area. At Florida home games, players are available first while Coach White will follow with a post-game press conference in the Martial Arts/Media Room. If the visiting team chooses to utilize the media room, they will do so either directly before or after Florida players. Coach White will typically go last.

VISITOR LOCKER ROOM: Interview policies and procedures will be determined by visiting Sports Information Directors and coaches. Those procedures will be announced on game days.

GENERAL GAME DAY MEDIA SERVICES: Game program/scorecard, game notes, play-by-play, complete halftime and final statistics, coaches' & player quote sheets and post-game notes are all regular services on game days.

SEATING: Press seating is assigned, and all media members are asked to utilize their assigned seat. A limited number of front-row courtside press seats are available and will be provided to national publications, major daily newspapers and/or those who cover Florida basketball regularly. Additional seating will be at the front row table in the baseline bleachers near Gate 2 and in the second row courtside behind the press table. Photographers are restricted to two baseline locations closest to the team benches.

TENTATIVE MEDIA SCHEDULE: NOV. 7-20

Monday	Tuesday	Wednesday	Thursday	Friday	Saturday	Sunday
No Availability	No Availability	2:15 p.m. Coach White/ Player	No Availability	7:30 p.m. Game vs. FGCU (at Jacksonville)	No Availability	8 p.m. Game vs. Mercer (at Jacksonville)

Monday	Tuesday	Wednesday	Thursday	Friday	Saturday	Sunday
No Availability	No Availability	2:15 p.m. Coach White/ Player	7 p.m. Game vs. St. Bonaventure (at Lakeland)	No Availability	No Availability	TBA

2016-17 QUICK FACTS

University Facts

Location: Gainesville, Fla.
Founded: 1853
Enrollment: 53,744
Conference: Southeastern (SEC)
Nickname: Gators
UF President: Dr. W. Kent Fuchs
Athletic Director: Jeremy Foley; Scott Stricklin (incoming, Nov. 1)
Mascots: Albert and Alberta
Colors: Orange (PMS 172) and Blue (PMS 287)
Website: FloridaGators.com
Facebook: facebook.com/GatorsMBK
Twitter: @GatorsMBK, @MikeWhiteUF
Instagram: @gatorsmbk

Coaching Staff Facts

Head Coach: Mike White (Ole Miss '00)
UF Record: 2nd season/21-15
Overall Record: 6th season/122-55
Assistant Coaches: Dusty May (Indiana '00), Jordan Mincy (Kent State '09), Darris Nichols (West Virginia '08)
Athletic Trainer: David "Duke" Werner
Strength & Conditioning Coordinator: Preston Greene
Director of Basketball Operations: Kyle Church
Video Coordinator: Jonathan Blake
Office Manager: Tracy Pfaff
Staff Assistant: Mike Robuck
Academic Counselor: Tom Williams

Program Facts

Arena: Exactech Arena at the Stephen C. O'Connell Center (10,133)
Season: 98th
Overall Record: 1,367-1,076
SEC Record: 607-632
NCAA Tournaments: 17 (1989, '94, '95, '99, 2000, '01, '02, '03, '04, '05, '06, '07, '10, '11, '12, '13, '14)
Final Fours: 5 (1994, 2000, '06, '07, '14)
National Championships: 2 (2006, '07)
NIT Appearances: 10 (1969, '84, '85, '86, '92, '93, '98, 2008, '09, '16)
SEC Tournament Championships: 4 (2005, '06, '07, '14)
SEC Championships: 7 (1989, 2000, '01, '07, '11, '13, '14)
All-Americans: 25
All-SEC: 106
SEC Academic Honor Roll: 113
NBA Draftees: 35
2015-16 Record: 21-15
2014-15 Conference Record: 9-9 (t-8th)
Lettermen Returning/Lost: 8/7
Starters Returning/Lost: 4/1

Communications Contact

Denver Parler
Email: denverp@gators.ufl.edu
Office: 352-375-4683 ext. 6135
Cell: 352-318-3493
Main Comm. Office Phone: 352-375-4683, ext. 6100
Fax: 352-375-4809

#5 KeVaughn Allen

Sophomore | G | 6-2 | 183 | Little Rock, Ark. | North Little Rock

Overview

- An explosive athlete with the ability to score in bunches from beyond the arc, as well.
- Named 2016 SEC All-Freshman, ranking second on the Gators in scoring both for the season (11.6) and in SEC action (12.3)
- Named SEC Freshman of the Week on Feb. 1 after his 19-point performance in helping Florida knock off ninth-ranked West Virginia.
- Exploded for a career-high 32 points in the loss to Florida State, marking the fifth-most points in a game by a Florida freshman all-time and the most since Matt Walsh had 33 vs. Miami (12/21/02).

2016-17 Highlights

- Named preseason second-team All-SEC in the media poll.
- Projects as the starting 2-guard for the second straight season and figures to be one of the Gators' primary offensive weapons.



Season	gp-gs		min/avg		Total fg-fga		3-Point fg-fga		F-Throws ft-fla		Rebounds				Scoring			
					fg-fga	pct	fg-fga	pct	ft-fla	pct	off	def	tot	avg	pf	fo	ast	to
2015-16	36	34	978	27.2	134	.336	39	.315	99	.846	18	79	97	2.7	56	0	57	35
TOTAL	36	34	978	27.2	134	.336	39	.315	99	.846	18	79	97	2.7	56	0	57	35

Opponent	Date	gs	min	Total		3-Pointers		Free throws		Rebounds				pf	a	t/o	blk	stl	pts	avg				
				fg-fga	pct	3fg-fga	pct	ft-fla	pct	off	def	tot	avg											
at Navy	11/13/15	*	21	3-7	.429	0-3	.000	3-5	.600	0	0	0	0.0	1	0	3	0	1	9	9.0				
NORTH CAROLINA A&T	11/16/15	*	17	1-5	.200	1-3	.333	2-2	1.000	1	2	3	1.5	2	3	3	1	1	5	7.0				
vs Saint Joseph's	11/21/15	*	23	3-12	.250	1-6	.167	2-2	1.000	0	4	4	2.3	1	1	0	0	2	9	7.7				
vs Purdue	11/22/15	*	18	5-9	.556	1-3	.333	1-2	.500	0	1	1	2.0	2	1	0	0	0	12	8.8				
VERMONT	11/25/15	*	18	0-5	.000	0-1	.000	0-0	.000	0	1	1	1.8	2	0	0	0	0	0	7.0				
FLORIDA GULF COAST	11/27/15	*	27	3-12	.250	1-6	.167	0-0	.000	0	2	2	1.8	0	3	0	1	2	7	7.0				
RICHMOND	12/1/15	*	21	4-8	.500	2-4	.500	0-0	.000	0	1	1	1.7	2	2	0	0	1	10	7.4				
at Miami	12/8/15	*	21	2-7	.286	0-1	.000	0-0	.000	0	2	2	1.8	1	0	0	0	0	4	7.0				
at Michigan State	12/12/15		9	0-2	.000	0-1	.000	0-0	.000	0	1	1	1.7	1	0	0	0	2	0	6.2				
vs Oklahoma State	12/19/15		22	4-6	.667	1-3	.333	2-2	1.000	0	2	2	1.7	1	1	2	0	2	11	6.7				
JACKSONVILLE	12/22/15	*	25	5-10	.500	0-4	.000	5-6	.833	0	5	5	2.0	4	3	0	0	2	15	7.5				
FLORIDA STATE	12/29/15	*	35	10-18	.556	3-7	.429	9-9	1.000	1	1	2	2.0	1	2	0	0	1	32	9.5				
GEORGIA	1/2/16	*	31	5-11	.455	3-6	.500	5-6	.833	0	2	2	2.0	4	1	2	0	1	18	10.2				
at Tennessee	1/6/16	*	27	5-11	.455	1-5	.200	7-8	.875	2	3	5	2.2	2	3	3	0	1	18	10.7				
LSU	1/9/16	*	32	4-14	.286	0-4	.000	0-0	.000	0	4	4	2.3	1	1	0	0	1	8	10.5				
at Texas A&M	1/12/16	*	18	0-4	.000	0-3	.000	0-0	.000	2	1	3	2.4	2	3	2	0	0	0	9.9				
at Ole Miss	1/16/16	*	35	9-11	.818	6-7	.857	3-4	.750	1	5	6	2.6	1	2	4	0	1	27	10.9				
MISSISSIPPI STATE	1/19/16	*	34	6-12	.500	3-7	.429	4-4	1.000	0	5	5	2.7	2	0	1	0	2	19	11.3				
AUBURN	1/23/16	*	31	3-5	.600	1-3	.333	4-6	.667	0	3	3	2.7	0	3	0	0	2	11	11.3				
at Vanderbilt	1/26/16	*	30	6-12	.500	3-4	.750	1-1	1.000	1	1	2	2.7	2	0	0	0	2	16	11.6				
WEST VIRGINIA	1/30/16	*	35	4-8	.500	2-5	.400	9-9	1.000	1	1	2	2.7	2	4	2	0	2	19	11.9				
ARKANSAS	2/3/16	*	28	2-6	.333	0-3	.000	6-6	1.000	0	2	2	2.6	1	1	0	0	2	10	11.8				
at Kentucky	2/6/16	*	27	1-6	.167	1-4	.250	0-0	.000	0	2	2	2.6	0	3	1	0	1	3	11.4				
OLE MISS	2/9/16	*	30	4-8	.500	2-4	.500	5-8	.625	1	1	2	2.6	1	1	2	1	2	15	11.6				
ALABAMA	2/13/16	*	34	5-12	.417	1-5	.200	1-2	.500	2	2	4	2.6	1	2	0	0	1	12	11.6				
at Georgia	2/16/16	*	34	7-13	.538	4-9	.444	1-2	.500	1	1	2	2.6	2	0	1	1	2	19	11.9				
at South Carolina	2/20/16	*	34	3-8	.375	0-3	.000	3-3	1.000	0	1	1	2.6	0	0	1	0	1	9	11.8				
VANDERBILT	2/23/16	*	32	0-7	.000	0-3	.000	3-4	.750	1	1	2	2.5	3	3	1	0	1	3	11.5				
at LSU	2/27/16	*	23	2-6	.333	0-4	.000	2-3	.667	0	2	2	2.5	4	2	0	0	0	6	11.3				
KENTUCKY	3/1/16	*	29	5-16	.313	2-6	.333	3-4	.750	2	3	5	2.6	3	2	1	0	0	15	11.4				
at Mizzou	3/5/16	*	28	3-12	.250	1-6	.167	6-6	1.000	0	3	3	2.6	1	2	1	1	1	13	11.5				
vs Arkansas	3/10/16	*	32	3-10	.300	2-5	.400	3-3	1.000	0	5	5	2.7	3	3	2	0	0	11	11.4				
vs Texas A&M	3/11/16	*	27	2-8	.250	2-5	.400	4-4	1.000	1	2	3	2.7	1	1	1	0	0	10	11.4				
at North Florida	3/15/16	*	27	4-8	.500	4-7	.571	1-2	.500	0	0	0	2.6	0	2	0	0	0	13	11.4				
at Ohio State	3/20/16	*	32	3-12	.250	1-5	.200	0-0	.000	0	4	4	2.7	0	1	0	0	2	7	11.3				
at George Washington	3/23/16	*	31	8-15	.533	2-7	.286	4-4	1.000	1	3	4	2.7	2	1	2	0	2	22	11.6				
Totals			34	978	134	.336	399	51	.162	.315	99	117	.846	18	79	97	2.7	56	57	35	5	41	418	11.6

Allen vs. Florida Gulf Coast

Opponent	Date	GS	Min	FG	FGA	Pct	3FG	FGA	Pct	FT	FTA	Pct	Off	Def	Tot	PF	FO	A	TO	Blk	Stl	Pts
FLORIDA GULF COAST	11/27/15	*	27	3	12	.250	1	6	.167	0	0	.000	0	2	2	0	0	3	0	1	2	7

#24 CANYON BARRY

GRADUATE | G | 6-6 | 215 | COLORADO SPRINGS, COLO. | COLL. OF CHARLESTON

Overview

- Averaged 12.8 points in 70 appearances with College of Charleston
- Enrolled in graduate studies in nuclear engineering at UF
- Two-time Academic All-American, earning first-team honors in 2016 and second-team recognition in 2015.
- 2015 CAA Winter Sports Scholar-Athlete Award (Men's Basketball)
- Three-Time CAA All-Academic Team (2014, 2015 and 2016)
- Three-Time CAA Player of the Week selection
- 2014 CAA All-Rookie Team
- CAA Co-Rookie of the Week selection (Nov. 18, 2013)

2016-17 Highlights

- Gives Florida an additional 3-point threat, but also has the ability to drive to the rim.
- Projects as a wing guard in a three-guard lineup with the potential to play 2-guard in a big lineup.



Season	gp-gs		min/avg		Total		3-Point		F-Throws		Rebounds				avg		pf		fo		ast		to		blk		stl		Scoring	
	pts	reb	pts	reb	fg-fga	pct	fg-fga	pct	ft-fra	pct	off	def	tot	avg	pts	reb	pts	reb	pts	reb	pts	reb	pts	reb	pts	reb	pts	reb	pts	reb
2013-14*	24-12	573/23.9	71-210	.338	26-85	.306	56-76	.737	16	42	58	2.4	44	0	33	52	6	11	224	9.3										
2014-15*	33-33	1147/34.8	146-385	.379	64-174	.368	57-79	.722	28	139	167	5.1	62	2	53	66	16	38	413	12.5										
2015-16*	13-13	415/31.9	84-209	.402	28-84	.333	60-71	.845	6	38	44	3.4	20	0	17	31	7	10	256	19.7										
All*	70-58	2135/30.5	301-804	.374	118-343	.344	173-226	.765	50	219	269	3.8	126	2	103	149	29	59	893	12.8										

Barry Game Highs

Points	
2016-17/UF	
Career	31, 2x, last at Davidson (11/21/15)
Rebounds	
2016-17/UF	
Career	10, vs. UNC-Wilmington (1/21/15)
Field Goals	
2016-17/UF	
Career	12, at Davidson (11/21/15)
Field Goal Attempts	
2016-17/UF	
Career	25, at Davidson (11/21/15)
3-Point Field Goals	
2016-17/UF	
Career	5, 4x, last at Campbell (12/22/15)
3-Point FG Attempts	
2016-17/UF	
Career	9, 5x, last at Campbell (12/22/15)
Free Throws	
2016-17/UF	
Career	13, vs. East Carolina (12/7/15)
Free Throw Attempts	
2016-17	
Career	14, vs. East Carolina (12/7/15)
Assists	
2016-17/UF	
Career	6, at Charlotte (12/16/14)
Steals	
2016-17/UF	
Career	6, vs. South Carolina St. (12/11/14)
Blocked Shots	
2016-17/UF	
Career	2, 3x, last at Navy (11/16/15)
Minutes Played	
2016-17/UF	
Career	43, vs. UNC-Wilmington (1/21/15)

#11 CHRIS CHIOZZA

JUNIOR | G | 6-0 | 176 | MEMPHIS, TENN. | WHITE STATION

Overview

- Part of UF's two-headed point guard tandem along with Kasey Hill, Chiozza led the team in assists with 156 as a sophomore.
- Chiozza is an attacking point guard with the ability to distribute or score himself.
- Has four career games with 8+ assists and one or fewer turnovers, second only to Eddie Shannon's five since the 1996-97 season.
- Had an all-around game at Missouri his sophomore season matching his career high with 17 points, setting a personal best with seven rebounds, while also posting eight assists vs. one turnover.
- Had a 12-game stretch from 12/22/15-2/3/16 where he averaged 6.4 assists per game and a 3.21 assist-to-turnover ratio.

2016-17 Highlights

- Once again expected to share the point guard position with Hill, giving the Gators plentiful experience in that role.



Season			Total		3-Point		F-Throws		Rebounds											Scoring	
	gp-gs	min/avg	fg-fga	pct	fg-fga	pct	ft-fa	pct	off	def	tot	avg	pf	fo	ast	to	blk	stl	pts	avg	
2014-15	33-11	752/22.8	44-113	.389	21-65	.323	21-44	.477	13	59	72	2.2	54	1	72	41	1	39	130	3.9	
2015-16	36-22	857/23.8	86-250	.344	41-128	.320	47-59	.797	10	94	104	2.9	82	2	156	65	2	39	260	7.2	
TOTAL	69-33	1609/23.3	130-363	.358	62-193	.321	68-103	.660	23	153	176	2.6	136	3	228	106	3	78	390	5.7	

Opponent	Date	gs	min	Total		3-Pointers		Free throws		Rebounds				pf	a	t/o	blk	stl	pts	avg	
				fg-fga	pct	3fg-fga	pct	ft-fa	pct	off	def	tot	avg								
at Navy	11/13/15		16	3-4	.750	1-2	.500	0-0	.000	0	0	0	0.0	1	1	0	0	2	7	7.0	
NORTH CAROLINA A&T	11/16/15		18	3-4	.750	3-4	.750	2-3	.667	0	4	4	2.0	4	5	1	0	1	11	9.0	
vs Saint Joseph's	11/21/15		22	2-5	.400	1-2	.500	2-3	.667	1	1	2	2.0	1	4	2	0	0	7	8.3	
vs Purdue	11/22/15		19	3-5	.600	2-4	.500	0-0	.000	1	2	3	2.3	3	1	1	0	1	8	8.3	
VERMONT	11/25/15		20	1-4	.250	0-2	.000	0-0	.000	0	4	4	2.6	0	1	0	0	1	2	7.0	
FLORIDA GULF COAST	11/27/15		20	0-4	.000	0-2	.000	0-0	.000	0	2	2	2.5	0	3	1	0	1	0	5.8	
RICHMOND	12/1/15		19	2-4	.500	2-3	.667	0-0	.000	0	3	3	2.6	2	5	2	1	1	6	5.9	
at Miami	12/8/15		20	1-4	.250	0-2	.000	0-0	.000	0	2	2	2.5	5	3	2	0	1	2	5.4	
at Michigan State	12/12/15	*	26	4-9	.444	3-5	.600	0-0	.000	0	2	2	2.4	0	3	0	0	2	11	6.0	
vs Oklahoma State	12/19/15	*	23	4-12	.333	2-7	.286	1-1	1.000	0	2	2	2.4	3	0	0	0	4	11	6.5	
JACKSONVILLE	12/22/15	*	22	1-4	.250	1-2	.500	4-4	1.000	0	5	5	2.6	0	7	0	0	0	7	6.5	
FLORIDA STATE	12/29/15	*	25	2-7	.286	0-3	.000	0-0	.000	0	2	2	2.6	2	5	1	0	2	4	6.3	
GEORGIA	1/2/16	*	27	3-8	.375	2-4	.500	3-4	.750	0	6	6	2.8	1	6	1	0	0	11	6.7	
at Tennessee	1/6/16	*	21	1-5	.200	1-3	.333	0-0	.000	0	0	0	2.6	4	4	2	0	0	3	6.4	
LSU	1/9/16	*	32	2-10	.200	0-4	.000	3-6	.500	1	4	5	2.8	1	8	0	0	0	7	6.5	
at Texas A&M	1/12/16	*	33	5-11	.455	2-6	.333	0-0	.000	0	4	4	2.9	2	8	3	0	0	12	6.8	
at Ole Miss	1/16/16	*	23	0-5	.000	0-2	.000	2-2	1.000	0	1	1	2.8	3	9	1	0	1	2	6.5	
MISSISSIPPI STATE	1/19/16	*	21	1-4	.250	1-4	.250	0-0	.000	0	1	1	2.7	0	5	3	0	0	3	6.3	
AUBURN	1/23/16	*	25	5-10	.500	2-6	.333	2-2	1.000	0	3	3	2.7	2	8	3	0	2	14	6.7	
at Vanderbilt	1/26/16	*	31	4-11	.364	1-3	.333	1-1	1.000	1	3	4	2.8	2	3	3	0	2	10	6.9	
WEST VIRGINIA	1/30/16	*	32	4-8	.500	2-3	.667	0-0	.000	0	3	3	2.8	3	6	6	0	2	10	7.0	
ARKANSAS	2/3/16	*	36	4-12	.333	1-6	.167	8-10	.800	0	2	2	2.7	4	8	1	0	2	17	7.5	
at Kentucky	2/6/16	*	29	1-8	.125	1-4	.250	0-0	.000	0	2	2	2.7	1	4	2	0	1	3	7.3	
OLE MISS	2/9/16	*	25	2-10	.200	1-7	.143	0-0	.000	1	2	3	2.7	4	5	3	0	0	5	7.2	
ALABAMA	2/13/16	*	28	3-12	.250	0-4	.000	1-2	.500	1	3	4	2.8	3	2	5	0	0	7	7.2	
at Georgia	2/16/16		14	1-2	.500	0-1	.000	2-2	1.000	0	2	2	2.7	2	1	0	0	0	4	7.1	
at South Carolina	2/20/16		25	4-11	.364	3-9	.333	0-0	.000	0	3	3	2.7	2	2	4	0	0	11	7.2	
VANDERBILT	2/23/16		16	3-8	.375	1-2	.500	2-2	1.000	0	1	1	2.7	3	2	1	0	2	9	7.3	
at LSU	2/27/16	*	19	2-7	.286	0-2	.000	4-4	1.000	1	3	4	2.7	4	7	3	0	1	8	7.3	
KENTUCKY	3/1/16	*	25	1-9	.111	0-4	.000	0-2	.000	1	4	5	2.8	4	4	2	0	1	2	7.1	
at Mizzou	3/5/16	*	32	5-8	.625	3-5	.600	4-4	1.000	1	6	7	2.9	3	8	1	0	3	17	7.5	
vs Arkansas	3/10/16	*	28	2-9	.222	1-2	.500	0-0	.000	0	1	1	2.9	3	2	4	1	1	5	7.4	
vs Texas A&M	3/11/16	*	26	0-4	.000	0-2	.000	0-0	.000	1	6	7	3.0	2	1	3	0	0	0	7.2	
at North Florida	3/15/16		20	3-3	1.000	3-3	1.000	2-2	1.000	0	2	2	3.0	5	7	2	0	4	11	7.3	
at Ohio State	3/20/16		21	2-5	.400	0-1	.000	2-3	.667	0	1	1	2.9	1	3	2	0	1	6	7.2	
at George Washington	3/23/16		18	2-4	.500	1-3	.333	2-2	1.000	0	2	2	2.9	2	5	0	0	0	7	7.2	
Totals			22	857	86-250	.344	41-128	.320	47-59	.797	10	94	104	2.9	82	156	65	2	39	260	7.2

Chiozza vs. Florida Gulf Coast

Opponent	Date	GS	Min	FG	FGA	Pct	3FG	FGA	Pct	FT	FTA	Pct	Off	Def	Tot	PF	FO	A	TO	Blk	Stl	Pts
FLORIDA GULF COAST	11/27/15		20	0	4	.000	0	2	.000	0	0	.000	0	2	2	0	0	3	1	0	1	0

Chiozza Game Highs

Points

2016-17
Career 17, 2x, last at Missouri (3/5/16)

Rebounds

2016-17
Career 7, 2x, last vs. Texas A&M (3/11/16)

Field Goals

2016-17
Career 5, 3x, last at Missouri (3/5/16)

Field Goal Attempts

2016-17
Career 12, 3x, last vs. Alabama (2/13/16)

3-Point Field Goals

2016-17
Career 3, 6x, last at UNF (3/15/16)

3-Point FG Attempts

2016-17
Career 9, at South Carolina (2/20/16)

Free Throws

2016-17
Career 8, vs. Arkansas (2/3/16)

Free Throw Attempts

2016-17
Career 12 vs. Texas A&M (3/3/15)

Assists

2016-17
Career 9, at Ole Miss (1/16/16)

Steals

2016-17
Career 6, vs. UAB (11/27/14)

Blocked Shots

2016-17
Career 1, 3x, last vs. Arkansas (3/10/16)

Minutes Played

2016-17
Career 37, vs. ULM (11/21/14)

#15 JOHN EGBUNU

SOPHOMORE (R) | C | 6-11 | 255 | BAUCHI, NIGERIA | USF

Overview

- Immediate starter at UF, where he finished third on the team in scoring, first in blocks and second in rebounding.
- Set a Florida record with 75 dunks in 2015-16, including nine in his 27-point outing vs. Kentucky.
- Provides a physical post presence in the middle with the ability to shot-block on the defensive end of the floor.
- Transferred to UF in Summer 2014, following one season at USF.

2016-17 Highlights

- Florida's starting center for the second straight year, looks to make the jump into being a dominant SEC big man.



Season	gp-gs	min/avg	Total		3-Point		F-Throws		Rebounds				Scoring			
			fg-fga	pct	fg-fga	pct	ft-fia	pct	off	def	tot	avg	pts	avg	pf	ast
2013-14*	32-31	793/24.8	78-151	.517	0-1	.000	60-110	.545	80	118	198	6.2	92	1	12	55
2015-16	34-30	857/25.2	149-252	.591	0-0	.000	92-173	.532	92	128	220	6.5	110	6	12	59
TOTAL	34-30	857/25.2	149-252	.591	0-0	.000	92-173	.532	92	128	220	6.5	110	6	12	59
All*	66-61	1650/25.0	227-403	.563	0-1	.000	152-283	.537	172	246	418	6.3	202	7	24	114

Opponent	Date	gs	min	Total		3-Pointers		Free throws		Rebounds				pf	a	t/o	blk	stl	pts	avg	
				fg-fga	pct	3fg-fga	pct	ft-fga	pct	off	def	tot	avg								
at Navy	11/13/15	*	20	2-2	1.000	0-0	.000	0-1	.000	3	5	8	8.0	3	0	3	2	2	4	4.0	
NORTH CAROLINA A&T	11/16/15	*	23	6-7	.857	0-0	.000	1-2	.500	3	2	5	6.5	4	0	2	2	1	13	8.5	
vs Saint Joseph's	11/21/15	*	16	2-3	.667	0-0	.000	2-2	1.000	2	4	6	6.3	3	0	1	1	0	6	7.7	
vs Purdue	11/22/15	*	29	7-14	.500	0-0	.000	5-6	.833	2	5	7	6.5	2	0	2	1	1	19	10.5	
VERMONT	11/25/15	*	20	4-6	.667	0-0	.000	5-6	.833	3	4	7	6.6	3	0	4	0	0	13	11.0	
FLORIDA GULF COAST	11/27/15	*	26	7-14	.500	0-0	.000	3-4	.750	5	6	11	7.3	3	1	0	4	1	17	12.0	
RICHMOND	12/1/15	*	26	7-9	.778	0-0	.000	3-5	.600	5	9	14	8.3	3	0	3	0	0	17	12.7	
at Miami	12/8/15	*	30	5-10	.500	0-0	.000	4-4	1.000	2	3	5	7.9	4	0	2	0	1	14	12.9	
at Michigan State	12/12/15	*	7	0-3	.000	0-0	.000	0-0	.000	2	0	2	7.2	5	0	0	1	0	0	11.4	
vs Oklahoma State	12/19/15		31	4-8	.500	0-0	.000	2-9	.222	1	2	3	6.8	4	1	0	3	0	10	11.3	
JACKSONVILLE	12/22/15	*	23	7-9	.778	0-0	.000	0-2	.000	2	3	5	6.6	1	1	3	3	0	14	11.5	
FLORIDA STATE	12/29/15	*	25	2-3	.667	0-0	.000	0-2	.000	3	3	6	6.6	5	0	2	1	0	4	10.9	
GEORGIA	1/2/16	*	31	5-8	.625	0-0	.000	2-3	.667	7	5	12	7.0	4	1	1	2	1	12	11.0	
at Tennessee	1/6/16	*	25	4-10	.400	0-0	.000	0-1	.000	3	4	7	7.0	2	0	1	2	0	8	10.8	
LSU	1/9/16	*	26	4-5	.800	0-0	.000	5-10	.500	1	3	4	6.8	4	1	1	1	1	13	10.9	
at Texas A&M	1/12/16	*	30	3-8	.375	0-0	.000	2-3	.667	1	1	2	6.5	5	1	3	2	1	8	10.8	
at Ole Miss	1/16/16	*	26	5-8	.625	0-0	.000	0-5	.000	3	4	7	6.5	2	1	3	3	0	10	10.7	
MISSISSIPPI STATE	1/19/16	*	32	4-8	.500	0-0	.000	8-12	.667	5	2	7	6.6	2	1	3	1	0	16	11.0	
AUBURN	1/23/16	*	23	4-7	.571	0-0	.000	4-6	.667	2	7	9	6.7	4	1	3	3	0	12	11.1	
at Vanderbilt	1/26/16	*	23	1-4	.250	0-0	.000	0-0	.000	1	3	4	6.6	5	0	2	1	1	2	10.6	
WEST VIRGINIA	1/30/16	*	12	4-4	1.000	0-0	.000	1-4	.250	2	2	4	6.4	4	0	1	1	0	9	10.5	
ARKANSAS	2/3/16		21	4-6	.667	0-0	.000	6-8	.750	3	1	4	6.3	4	0	2	0	1	14	10.7	
at Kentucky	2/6/16	*	26	3-7	.429	0-0	.000	6-8	.750	2	3	5	6.3	2	0	1	1	1	12	10.7	
OLE MISS	2/9/16	*	36	7-11	.636	0-0	.000	0-1	.000	3	7	10	6.4	2	1	4	1	0	14	10.9	
ALABAMA	2/13/16	*	32	2-9	.222	0-0	.000	6-14	.429	5	6	11	6.6	4	0	3	1	2	10	10.8	
at Georgia	2/16/16	*	28	4-8	.500	0-0	.000	2-2	1.000	0	7	7	6.6	3	0	0	5	0	10	10.8	
at South Carolina	2/20/16	*	23	2-6	.333	0-0	.000	1-2	.500	2	3	5	6.6	5	0	0	1	0	5	10.6	
VANDERBILT	2/23/16	*	25	5-8	.625	0-0	.000	4-8	.500	2	2	4	6.5	1	0	0	1	1	14	10.7	
at LSU	2/27/16	*	31	8-11	.727	0-0	.000	6-13	.462	2	2	4	6.4	2	1	3	0	0	22	11.1	
KENTUCKY	3/1/16	*	34	12-15	.800	0-0	.000	3-11	.273	3	1	4	6.3	3	0	0	1	0	27	11.6	
at Mizzou	3/5/16	*	28	2-3	.667	0-0	.000	5-9	.556	1	5	6	6.3	3	0	2	3	0	9	11.5	
vs Arkansas	3/10/16		24	3-3	1.000	0-0	.000	2-3	.667	6	3	9	6.4	4	0	1	0	0	8	11.4	
vs Texas A&M	3/11/16		21	4-5	.800	0-0	.000	3-4	.750	3	3	6	6.4	5	0	3	0	0	11	11.4	
at North Florida	3/15/16	*	24	6-10	.600	0-0	.000	1-3	.333	2	8	10	6.5	0	1	0	0	0	13	11.5	
Totals			30	857	149-252	.591	0-0	.000	92-173	.532	92	128	220	6.5	110	12	59	48	15	390	11.5

Egbunu vs. Florida Gulf Coast (14.5 ppg, 9.0 rpg)

Opponent	Date	GS	Min	FG	FGA	Pct	3FG	FGA	Pct	FT	FTA	Pct	Off	Def	Tot	PF	FO	A	TO	Blk	Stl	Pts
FLORIDA GULF COAST	12/17/13	*	32	5	9	.556	0	0	.000	2	4	.500	4	3	7	3	0	2	1	0	2	12
FLORIDA GULF COAST	11/27/15	*	26	7	14	.500	0	0	.000	3	4	.750	5	6	11	3	0	1	0	4	1	17
Totals	2 Games	2	58	12	23	.522	0	0	.000	5	8	.625	9	9	18	6	0	3	1	4	3	29

italics = while at USF

Egbunu Game Highs

Points	
2016-17	
UF/Career	27, vs. Kentucky (3/1/16)
Rebounds	
2016-17	
UF	14, vs. Richmond (12/1/15)
Career	14, 2x, last vs. Richmond (12/1/15)

Field Goals	
2016-17	
UF/Career	12, vs. Kentucky (3/1/16)

Field Goal Attempts	
2016-17	
UF/Career	15, vs. Kentucky (3/1/16)

3-Point Field Goals	
2016-17/UF/Career	---

3-Point FG Attempts	
2016-17/UF	---
Career	1, at Temple (1/9/14)

Free Throws	
2016-17	
UF/Career	8, vs. Mississippi State (1/19/16)

Free Throw Attempts	
2016-17	
UF/Career	14, vs. Alabama (2/13/16)

Assists	
2016-17	
UF	1, 12x, last at UNF (3/15/16)
Career	2, vs. Santa Clara (12/23/13)

Steals	
2016-17	
UF	2, 2x, last vs. Alabama (2/13/16)
Career	2, 3x, last vs. Alabama (2/13/16)

Blocked Shots	
2016-17	
UF/Career	5, at Georgia (2/16/16)

Minutes Played	
2016-17	
UF/Career	36, vs. Ole Miss (2/9/16)

Note: Career highs from 2013-14 took place at USF.

#13 KEVARRIUS HAYES

SOPHOMORE | F/C | 6-9 | 218 | LIVE OAK, FLA. | SUWANEE

Overview

- Long and athletic shot-blocker and rebounder, who has a great motor and is an outstanding mover.
- Started six games and scored a season-high 14 points in each of the two final games of the season while starting in place of the injured John Egbunu.
- Drew praise from head coach Mike White throughout his freshman season for his consistent effort and attitude.

2016-17 Highlights

- Projects to fill the backup center spot again, but may also see minutes as a power forward.



Season	gp-gs		Total		3-Point		F-Throws		Rebounds				Scoring			
			fg-fga	pct	fg-fga	pct	ft-fa	pct	off	def	tot	avg	pf	fo	ast	to
2015-16	35-6	403/11.5	35-50	.700	0-0	.000	28-59	.475	45	47	92	2.6	64	0	7	17
TOTAL	35-6	403/11.5	35-50	.700	0-0	.000	28-59	.475	45	47	92	2.6	64	0	7	17

Opponent	Date	gs min		Total		3-Pointers		Free throws		Rebounds				pf	a	t/o	blk	stl	pts	avg
				fg-fga	pct	3fg-fga	pct	ft-fa	pct	off	def	tot	avg							
at Navy	11/13/15	6		0-0	.000	0-0	.000	0-0	.000	0	0	0	0.0	2	0	0	1	0	0	0.0
NORTH CAROLINA A&T	11/16/15	7		0-0	.000	0-0	.000	1-2	.500	1	1	2	1.0	3	0	1	0	0	1	0.5
vs Saint Joseph's	11/21/15	15		2-2	1.000	0-0	.000	0-1	.000	4	0	4	2.0	1	1	1	0	2	4	1.7
vs Purdue	11/22/15	7		0-0	.000	0-0	.000	0-0	.000	1	0	1	1.8	0	0	0	0	0	0	1.3
VERMONT	11/25/15	13		1-3	.333	0-0	.000	2-3	.667	2	1	3	2.0	2	0	1	2	1	4	1.8
FLORIDA GULF COAST	11/27/15	13		3-3	1.000	0-0	.000	0-0	.000	2	2	4	2.3	0	0	0	0	1	6	2.5
RICHMOND	12/1/15	14		1-1	1.000	0-0	.000	2-4	.500	2	2	4	2.6	3	0	0	1	2	4	2.7
at Miami	12/8/15	10		1-2	.500	0-0	.000	0-0	.000	1	1	2	2.5	0	0	0	1	0	2	2.6
at Michigan State	12/12/15	21		1-1	1.000	0-0	.000	0-0	.000	1	0	1	2.3	3	1	2	0	0	2	2.6
vs Oklahoma State	12/19/15	*	8	0-2	.000	0-0	.000	0-2	.000	3	0	3	2.4	0	0	1	0	1	0	2.3
JACKSONVILLE	12/22/15	17		3-3	1.000	0-0	.000	3-3	1.000	4	3	7	2.8	2	1	1	1	0	9	2.9
FLORIDA STATE	12/29/15	15		2-2	1.000	0-0	.000	0-3	.000	1	6	7	3.2	3	0	0	3	1	4	3.0
GEORGIA	1/2/16	7		0-0	.000	0-0	.000	0-2	.000	0	1	1	3.0	4	0	1	0	0	0	2.8
at Tennessee	1/6/16	11		0-1	.000	0-0	.000	0-0	.000	0	3	3	3.0	0	0	2	1	1	0	2.6
LSU	1/9/16	9		0-0	.000	0-0	.000	0-2	.000	1	0	1	2.9	2	0	0	0	0	0	2.4
at Texas A&M	1/12/16	5		0-0	.000	0-0	.000	0-0	.000	1	0	1	2.8	2	0	0	0	0	0	2.3
at Ole Miss	1/16/16	14		1-2	.500	0-0	.000	0-0	.000	1	2	3	2.8	2	0	1	0	0	2	2.2
MISSISSIPPI STATE	1/19/16	8		0-0	.000	0-0	.000	0-4	.000	0	1	1	2.7	3	0	1	0	0	0	2.1
AUBURN	1/23/16	16		2-4	.500	0-0	.000	2-2	1.000	2	4	6	2.8	2	0	1	2	1	6	2.3
at Vanderbilt	1/26/16	13		0-3	.000	0-0	.000	0-0	.000	3	2	5	3.0	3	0	0	1	0	0	2.2
WEST VIRGINIA	1/30/16	10		1-2	.500	0-0	.000	2-2	1.000	1	1	2	2.9	2	0	1	0	0	4	2.3
ARKANSAS	2/3/16	*	7	0-0	.000	0-0	.000	2-2	1.000	0	0	0	2.8	2	0	1	0	0	2	2.3
at Kentucky	2/6/16	11		0-0	.000	0-0	.000	0-2	.000	1	0	1	2.7	2	0	1	0	0	0	2.2
OLE MISS	2/9/16	2		0-0	.000	0-0	.000	0-0	.000	0	0	0	2.6	3	0	0	1	0	0	2.1
ALABAMA	2/13/16	6		0-0	.000	0-0	.000	0-0	.000	0	0	0	2.5	1	0	0	0	0	0	2.0
at South Carolina	2/20/16	10		1-2	.500	0-0	.000	3-4	.750	2	2	4	2.5	3	1	0	1	0	5	2.1
VANDERBILT	2/23/16	5		0-0	.000	0-0	.000	0-0	.000	0	1	1	2.5	2	0	0	0	0	0	2.0
at LSU	2/27/16	5		2-2	1.000	0-0	.000	0-0	.000	0	2	2	2.5	1	1	0	0	0	4	2.1
KENTUCKY	3/1/16	6		0-0	.000	0-0	.000	1-4	.250	2	1	3	2.5	0	0	0	0	0	1	2.1
at Mizzou	3/5/16	12		1-1	1.000	0-0	.000	1-3	.333	0	1	1	2.4	0	0	0	2	0	3	2.1
vs Arkansas	3/10/16	*	15	0-0	.000	0-0	.000	3-8	.375	1	5	6	2.5	4	0	1	0	0	3	2.1
vs Texas A&M	3/11/16	*	11	0-0	.000	0-0	.000	0-0	.000	0	2	2	2.5	2	0	0	1	0	0	2.1
at North Florida	3/15/16	12		2-2	1.000	0-0	.000	0-0	.000	2	0	2	2.5	1	2	0	0	0	4	2.1
at Ohio State	3/20/16	*	28	5-5	1.000	0-0	.000	4-4	1.000	2	1	3	2.5	3	0	0	0	1	14	2.5
at George Washington	3/23/16	*	34	6-7	.857	0-0	.000	2-2	1.000	4	2	6	2.6	1	0	0	2	0	14	2.8
Totals		6	403	35-50	.700	0-0	.000	28-59	.475	45	47	92	2.6	64	7	17	20	11	98	2.8

Hayes vs. Florida Gulf Coast

Opponent	Date	GS	Min	FG	FGA	Pct	3FG	FGA	Pct	FT	FTA	Pct	Off	Def	Tot	PF	FO	A	TO	Blk	Stl	Pts
FLORIDA GULF COAST	11/27/15		13	3	3	1.000	0	0	.000	0	0	.000	2	2	4	0	0	0	0	0	1	6

#2 ERIC HESTER

FRESHMAN | G | 6-3 | 167 | CLEARWATER, FLA. | OLDSMAR CHRISTIAN

Overview

- The first high school players to commit to UF under head coach Mike White.
- A long guard who boasts a 6-foot-10 wingspan and the motor to be an elite defender.
- Named a top-100 player in USA Today's composite rankings.
- Rated a four-star prospect by Rivals and 247 Sports and a three-star recruit by ESPN and Scout.

2016-17 Highlights

- Combo guard who will look to get minutes in the Gators' deep and experienced backcourt.



Hester Game Highs

Points

2016-17/Career

Rebounds

2016-17/Career

Field Goals

2016-17/Career

Field Goal Attempts

2016-17/Career

3-Point Field Goals

2016-17/Career

3-Point FG Attempts

2016-17/Career

Free Throws

2016-17/Career

Free Throw Attempts

2016-17/Career

Assists

2016-17/Career

Steals

2016-17/Career

Blocked Shots

2016-17/Career

Minutes Played

2016-17/Career

#0 KASEY HILL


JUNIOR | G | 6-1 | 180 | UMATILLA, FLA. | MONTVERDE ACADEMY

Overview

- Has three career 10-assist games and three games with at least eight assists and one turnover or fewer.
- Has the potential to move into the top five all-time on UF's career assists list.
- Especially dangerous in transition and open-floor situations, Hill is an outstanding athlete with the ability to play above the rim.
- 2013 McDonald's All-American.

2016-17 Highlights

- The lone four-year senior on the team, Hill projects to tag-team point guard duties with Chris Chiozza.



Season	gp-gs		min/avg		Total		3-Point		F-Throws		Rebounds				Scoring							
					fg-fga	pct	fg-fga	pct	ft-fga	pct	off	def	tot	avg	pf	fo	ast	to	blk	stl	pts	avg
2013-14	32-8	703/22.0	57-140	.407	5-35	.143	57-86	.663	9	54	63	2.0	67	2	100	50	5	37	176	5.5		
2014-15	33-32	1000/30.3	89-235	.379	8-29	.276	50-95	.526	13	64	77	2.3	66	1	149	72	8	32	236	7.2		
2015-16	36-17	858/23.8	118-302	.391	19-64	.297	71-132	.538	12	74	86	2.4	87	2	120	72	11	53	326	9.1		
TOTAL	101-57	2561/25.4	264-677	.390	32-128	.250	178-313	.569	34	192	226	2.2	220	5	369	194	24	122	738	7.3		

Opponent	Date	gs	min	Total		3-Pointers		Free throws		Rebounds				pf	a	t/o	blk	stl	pts	avg	
				fg-fga	pct	3fg-fga	pct	ft-fa	pct	off	def	tot	avg								
at Navy	11/13/15	*	26	3-7	.429	0-1	.000	2-4	.500	1	3	4	4.0	2	5	3	0	2	8	8.0	
NORTH CAROLINA A&T	11/16/15	*	21	3-7	.429	1-1	1.000	0-1	.000	0	0	0	2.0	3	8	2	0	0	7	7.5	
vs Saint Joseph's	11/21/15	*	20	5-10	.500	1-2	.500	2-2	1.000	1	2	3	2.3	5	1	2	0	2	13	9.3	
vs Purdue	11/22/15	*	22	1-8	.125	0-0	.000	0-2	.000	0	0	0	1.8	2	2	1	0	1	2	7.5	
VERMONT	11/25/15	*	21	6-10	.600	1-1	1.000	1-2	.500	0	2	2	1.8	2	4	0	1	2	14	8.8	
FLORIDA GULF COAST	11/27/15	*	26	2-9	.222	0-0	.000	3-5	.600	0	3	3	2.0	2	2	2	0	1	7	8.5	
RICHMOND	12/1/15	*	21	2-8	.250	1-2	.500	2-2	1.000	1	0	1	1.9	4	2	1	0	1	7	8.3	
at Miami	12/8/15	*	21	1-7	.143	0-3	.000	2-3	.667	0	0	0	1.6	5	1	3	0	1	4	7.8	
at Michigan State	12/12/15		28	5-11	.455	0-1	.000	3-8	.375	1	5	6	2.1	0	1	1	0	4	13	8.3	
vs Oklahoma State	12/19/15		25	3-6	.500	0-1	.000	1-2	.500	0	3	3	2.2	0	8	1	0	0	7	8.2	
JACKSONVILLE	12/22/15		25	3-5	.600	0-1	.000	3-4	.750	0	5	5	2.5	1	6	2	0	2	9	8.3	
FLORIDA STATE	12/29/15		21	3-7	.429	0-1	.000	4-6	.667	1	2	3	2.5	1	2	5	0	0	10	8.4	
GEORGIA	1/2/16		27	1-6	.167	0-3	.000	8-16	.500	0	6	6	2.8	3	4	4	1	4	10	8.5	
at Tennessee	1/6/16		25	0-7	.000	0-1	.000	1-2	.500	0	1	1	2.6	2	5	3	1	1	1	8.0	
LSU	1/9/16		16	2-7	.286	0-1	.000	2-4	.500	0	3	3	2.7	1	0	0	1	3	6	7.9	
at Texas A&M	1/12/16		25	3-9	.333	0-1	.000	1-4	.250	2	4	6	2.9	1	3	2	1	0	7	7.8	
at Ole Miss	1/16/16		23	3-9	.333	1-3	.333	4-5	.800	1	1	2	2.8	2	1	2	0	2	11	8.0	
MISSISSIPPI STATE	1/19/16		26	2-9	.222	0-0	.000	0-0	.000	1	3	4	2.9	2	4	2	1	0	4	7.8	
AUBURN	1/23/16		26	5-7	.714	1-2	.500	3-3	1.000	0	1	1	2.8	2	4	2	0	0	14	8.1	
at Vanderbilt	1/26/16		28	7-17	.412	2-5	.400	0-0	.000	1	0	1	2.7	3	0	2	1	1	16	8.5	
WEST VIRGINIA	1/30/16	*	25	1-6	.167	0-1	.000	2-4	.500	1	2	3	2.7	3	1	2	0	1	4	8.3	
ARKANSAS	2/3/16	*	27	4-7	.571	1-2	.500	2-4	.500	0	2	2	2.7	3	2	0	2	2	11	8.4	
at Kentucky	2/6/16	*	13	2-7	.286	0-1	.000	0-0	.000	0	0	0	2.6	4	1	2	0	0	4	8.2	
OLE MISS	2/9/16		25	2-7	.286	1-4	.250	5-7	.714	0	3	3	2.6	4	6	1	0	3	10	8.3	
ALABAMA	2/13/16		8	1-3	.333	0-1	.000	0-0	.000	0	1	1	2.5	3	0	0	0	1	2	8.0	
at Georgia	2/16/16	*	27	3-9	.333	0-3	.000	1-6	.167	0	3	3	2.5	3	5	1	0	1	7	8.0	
at South Carolina	2/20/16	*	20	0-4	.000	0-1	.000	0-0	.000	0	2	2	2.5	3	7	4	0	1	0	7.7	
VANDERBILT	2/23/16	*	23	3-5	.600	0-1	.000	2-2	1.000	0	3	3	2.5	2	5	3	0	1	8	7.7	
at LSU	2/27/16		22	6-9	.667	2-3	.667	2-3	.667	0	2	2	2.5	4	3	5	1	1	16	8.0	
KENTUCKY	3/1/16		23	3-8	.375	0-0	.000	2-6	.333	0	2	2	2.5	4	4	0	0	2	8	8.0	
at Mizzou	3/5/16		23	3-6	.500	2-5	.400	1-2	.500	0	0	0	2.4	3	1	0	0	1	9	8.0	
vs Arkansas	3/10/16		26	6-10	.600	1-2	.500	5-9	.556	0	0	0	2.3	1	5	3	0	1	18	8.3	
vs Texas A&M	3/11/16		28	6-11	.545	0-1	.000	6-9	.667	0	3	3	2.4	1	2	2	1	2	18	8.6	
at North Florida	3/15/16	*	30	6-13	.462	2-4	.500	0-0	.000	0	2	2	2.4	3	3	3	0	5	14	8.8	
at Ohio State	3/20/16	*	32	7-13	.538	1-1	1.000	0-3	.000	0	3	3	2.4	1	5	4	0	2	15	9.0	
at George Washington	3/23/16	*	33	5-18	.278	1-4	.250	1-2	.500	1	2	3	2.4	2	7	2	0	2	12	9.1	
Totals			17	858	118-302	.391	19-64	.297	71-132	.538	12	74	86	2.4	87	120	72	11	53	326	9.1

Hill vs. Florida Gulf Coast

Opponent	Date	GS	Min	FG	FGA	Pct	3FG	FGA	Pct	FT	FTA	Pct	Off	Def	Tot	PF	FO	A	TO	Blk	Stl	Pts
FLORIDA GULF COAST	11/27/15	*	26	2	9	.222	0	0	.000	3	5	.600	0	3	3	2	0	2	2	0	1	7

#23 JUSTIN LEON

SENIOR | F | 6-8 | 206 | CONWAY, ARK. | SHAWNEE (ILL.) C.C.

Overview

- Moved into the starting lineup at the beginning of SEC play due to his max-effort style of play, ultimately starting 11 games in his first season at UF.
- Had a monster game against LSU, scoring 14 points and grabbing a team-high nine rebounds. Leon also spent most of the game guarding Ben Simmons.
- The first Mike White recruit to suit up for the Gators.

2016-17 Highlights

- Has the potential to play minutes at the 3 and the 4 this season after playing mostly 3 last season as Dorian Finney-Smith dominated minutes at the 4.



Season			Total		3-Point		F-Throws		Rebounds										Scoring	
	gp-gs	min/avg	fg-fga	pct	fg-fga	pct	ft-fla	pct	off	def	tot	avg	pf	fo	ast	to	blk	stl	pts	avg
2015-16	34-11	507/14.9	72-146	.493	25-67	.373	12-26	.462	46	61	107	3.1	52	0	11	21	5	10	181	5.3
TOTAL	34-11	507/14.9	72-146	.493	25-67	.373	12-26	.462	46	61	107	3.1	52	0	11	21	5	10	181	5.3

Leon Game Highs

Points

2016-17
Career 16, at Texas A&M (1/12/16)

Rebounds

2016-17
Career 9, vs. LSU (1/9/16)

Field Goals

2016-17
Career 7, at Texas A&M (1/12/16)

Field Goal Attempts

2016-17
Career 11, vs. Alabama (2/13/16)

3-Point Field Goals

2016-17
Career 3, 2x, last at UNF (3/15/16)

3-Point FG Attempts

2016-17
Career 5, 3x, last at UNF (3/15/16)

Free Throws

2016-17
Career 2, 2x, last at GW (3/23/16)

Free Throw Attempts

2016-17
Career 4, vs. Mississippi State (1/19/16)

Assists

2016-17
Career 3, 2x, last at UNF (3/15/16)

Steals

2016-17
Career 1, 9x, last at GW (3/23/16)

Blocked Shots

2016-17
Career 1, 3x, last at Georgia (2/16/16)

Minutes Played

2016-17
Career 25, 2x, last at S. Carolina (2/20/16)

Opponent	Date	gs min		Total fg-fga		3-Pointers 3fg-fga		Free throws ft-fa		Rebounds				pf	a	t/o	blk	stl	pts	avg
				fg-fga	pct	3fg-fga	pct	ft-fa	pct	off	def	tot	avg							
NORTH CAROLINA A&T	11/16/15	14	1-2	.500	0-1	.000	2-2	1.000	0	5	5	5.0	0	0	0	0	0	1	4	4.0
vs Saint Joseph's	11/21/15	10	2-3	.667	1-2	.500	0-0	.000	1	1	2	3.5	1	0	0	0	0	5	4.5	
vs Purdue	11/22/15	3	0-2	.000	0-2	.000	0-0	.000	0	0	0	2.3	2	0	0	0	1	0	3.0	
VERMONT	11/25/15	8	3-4	.750	1-2	.500	0-0	.000	2	1	3	2.5	2	0	0	0	1	7	4.0	
FLORIDA GULF COAST	11/27/15	6	1-1	1.000	0-0	.000	0-0	.000	1	1	2	2.4	0	0	0	1	0	2	3.6	
RICHMOND	12/1/15	7	1-2	.500	0-0	.000	0-1	.000	0	1	1	2.2	1	0	0	0	0	2	3.3	
at Miami	12/8/15	7	1-3	.333	0-1	.000	0-0	.000	2	1	3	2.3	1	0	0	0	1	2	3.1	
at Michigan State	12/12/15	7	0-1	.000	0-0	.000	1-2	.500	1	0	1	2.1	0	1	0	0	0	1	2.9	
vs Oklahoma State	12/19/15	3	0-1	.000	0-1	.000	0-0	.000	0	1	1	2.0	2	0	0	0	0	0	2.6	
JACKSONVILLE	12/22/15	12	1-2	.500	0-1	.000	0-0	.000	0	1	1	1.9	1	0	1	0	0	2	2.5	
FLORIDA STATE	12/29/15	5	0-0	.000	0-0	.000	0-0	.000	0	0	0	1.7	0	0	0	0	1	0	2.3	
GEORGIA	1/2/16	* 20	2-5	.400	1-2	.500	0-2	.000	1	1	2	1.8	2	0	3	0	0	5	2.5	
at Tennessee	1/6/16	* 18	4-6	.667	3-5	.600	0-0	.000	1	1	2	1.8	2	0	1	0	0	11	3.2	
LSU	1/9/16	* 25	6-8	.750	2-3	.667	0-1	.000	4	5	9	2.3	4	0	1	0	0	14	3.9	
at Texas A&M	1/12/16	* 21	7-8	.875	2-2	1.000	0-2	.000	2	2	4	2.4	4	0	1	1	0	16	4.7	
at Ole Miss	1/16/16	* 21	2-6	.333	2-5	.400	0-0	.000	1	2	3	2.4	1	0	2	0	1	6	4.8	
MISSISSIPPI STATE	1/19/16	* 23	3-7	.429	1-4	.250	1-4	.250	1	7	8	2.8	1	1	2	0	0	8	5.0	
AUBURN	1/23/16	* 23	3-3	1.000	2-2	1.000	0-0	.000	0	2	2	2.7	3	0	1	0	1	8	5.2	
at Vanderbilt	1/26/16	* 3	0-2	.000	0-0	.000	1-2	.500	0	0	0	2.6	0	0	0	0	0	1	4.9	
ARKANSAS	2/3/16	12	2-2	1.000	1-1	1.000	2-2	1.000	1	4	5	2.7	0	0	2	0	0	7	5.1	
at Kentucky	2/6/16	13	0-0	.000	0-0	.000	0-1	.000	2	0	2	2.7	2	1	1	0	0	0	4.8	
OLE MISS	2/9/16	* 15	1-3	.333	0-0	.000	0-0	.000	0	4	4	2.7	2	0	2	0	0	2	4.7	
ALABAMA	2/13/16	21	4-11	.364	2-4	.500	0-0	.000	4	1	5	2.8	1	0	0	0	0	10	4.9	
at Georgia	2/16/16	* 23	2-7	.286	0-3	.000	1-2	.500	5	3	8	3.0	1	1	1	1	1	5	4.9	
at South Carolina	2/20/16	* 25	2-5	.400	0-3	.000	0-0	.000	0	1	1	3.0	3	3	0	0	0	4	4.9	
VANDERBILT	2/23/16	21	6-9	.667	1-2	.500	2-3	.667	3	2	5	3.0	2	1	0	1	0	15	5.3	
at LSU	2/27/16	20	2-4	.500	0-2	.000	0-0	.000	1	0	1	3.0	2	0	1	0	1	4	5.2	
KENTUCKY	3/1/16	9	0-1	.000	0-1	.000	0-0	.000	2	0	2	2.9	0	0	0	0	0	0	5.0	
at Mizzou	3/5/16	15	0-4	.000	0-3	.000	0-0	.000	0	2	2	2.9	1	0	0	0	0	0	4.9	
vs Arkansas	3/10/16	15	1-3	.333	0-2	.000	0-0	.000	1	1	2	2.9	2	0	0	0	0	2	4.8	
vs Texas A&M	3/11/16	19	3-8	.375	0-3	.000	0-0	.000	2	2	4	2.9	2	0	0	0	0	6	4.8	
at North Florida	3/15/16	22	3-7	.429	3-5	.600	0-0	.000	1	2	3	2.9	0	3	1	0	0	9	4.9	
at Ohio State	3/20/16	17	5-9	.556	2-3	.667	0-0	.000	5	2	7	3.0	3	0	0	1	0	12	5.2	
at George Washington	3/23/16	24	4-7	.571	1-2	.500	2-2	1.000	2	5	7	3.1	4	0	1	0	1	11	5.3	
Totals		11	507	72-146	.493	25-67	.373	12-26	.462	46	61	107	3.1	52	11	21	5	10	181	5.3

Leon vs. Florida Gulf Coast

Opponent	Date	GS	Min	FG	FGA	Pct	3FG	FGA	Pct	FT	FTA	Pct	Off	Def	Tot	PF	FO	A	TO	Blk	Stl	Pts
FLORIDA GULF COAST	11/27/15		6	1	1	1.000	0	0	.000	0	0	.000	1	1	2	0	0	0	0	1	0	2

#32 SCHUYLER RIMMER

SENIOR | C | 6-10 | 249 | ORLANDO, FLA. | STANFORD

Overview

- Provided additional frontcourt depth off the bench for the Gators, including 21 critical minutes in the win vs. ninth-ranked West Virginia.
- Mid-year transfer from Stanford in 2014-15, given a waiver to compete at the beginning of the 2015-16 season.
- Big man who is most at home in the post, but also has a mid-range jump shot.

2016-17 Highlights

- Will again serve as a post reserve as the team's lone walk-on this season.



Season	gp-gs	min/avg	Total		3-Point		F-Throws		Rebounds				Scoring			
			fg-fga	pct	fg-fga	pct	ft-fa	pct	off	def	tot	avg	pf	fo	ast	to
2013-14*	14-0	69/4.9	3-9	.333	0-0	.000	1-7	.143	1	8	9	0.6	11	0	0	5
2014-15*	2-0	6/3.0	0-0	.000	0-0	.000	1-2	.500	1	1	2	1.0	0	0	0	0
2015-16	25-0	162/6.5	13-30	.433	1-1	1.000	9-10	.900	10	20	30	1.2	25	0	3	7
TOTAL	25-0	162/6.5	13-30	.433	1-1	1.000	9-10	.900	10	20	30	1.2	25	0	3	7
All*	41-0	237/5.8	16-39	.410	1-1	1.000	11-19	.579	12	29	41	1.0	36	0	3	12

Opponent	Date	gs	min	Total		3-Pointers		Free throws		Rebounds				pf	a	t/o	blk	stl	pts	avg
				fg-fga	pct	3fg-fga	pct	ft-fa	pct	off	def	tot	avg							
at Navy	11/13/15	14		3-3	1.000	0-0	.000	0-0	.000	2	2	4	4.0	2	0	1	0	0	6	6.0
NORTH CAROLINA A&T	11/16/15	10		4-6	.667	1-1	1.000	0-0	.000	2	2	4	4.0	1	0	1	1	0	9	7.5
vs Saint Joseph's	11/21/15	9		0-1	.000	0-0	.000	0-0	.000	0	1	1	3.0	3	1	0	0	0	5	5.0
vs Purdue	11/22/15	4		0-0	.000	0-0	.000	0-0	.000	0	0	0	2.3	1	0	0	0	0	0	3.8
VERMONT	11/25/15	7		1-2	.500	0-0	.000	2-2	1.000	1	1	2	2.2	0	0	1	0	0	4	3.8
FLORIDA GULF COAST	11/27/15	3		0-1	.000	0-0	.000	0-0	.000	1	0	1	2.0	0	0	0	0	0	0	3.2
RICHMOND	12/1/15	5		1-1	1.000	0-0	.000	0-0	.000	0	2	2	2.0	0	0	0	0	0	2	3.0
at Miami	12/8/15	1		0-0	.000	0-0	.000	0-0	.000	0	1	1	1.9	0	0	0	0	0	0	2.6
at Michigan State	12/12/15	9		0-2	.000	0-0	.000	0-0	.000	0	1	1	1.8	3	0	0	0	0	0	2.3
LSU	1/9/16	8		0-0	.000	0-0	.000	2-2	1.000	0	1	1	1.7	2	0	0	0	0	2	2.3
at Texas A&M	1/12/16	5		0-1	.000	0-0	.000	0-0	.000	1	0	1	1.6	1	0	0	1	0	0	2.1
AUBURN	1/23/16	3		1-1	1.000	0-0	.000	0-0	.000	0	0	0	1.5	0	0	0	0	0	2	2.1
at Vanderbilt	1/26/16	5		0-1	.000	0-0	.000	2-2	1.000	0	1	1	1.5	1	0	0	0	0	2	2.1
WEST VIRGINIA	1/30/16	21		0-2	.000	0-0	.000	2-2	1.000	1	5	6	1.8	2	1	1	1	0	2	2.1
ARKANSAS	2/3/16	11		1-3	.333	0-0	.000	0-0	.000	1	0	1	1.7	4	1	0	1	0	2	2.1
at Kentucky	2/6/16	1		0-0	.000	0-0	.000	0-0	.000	0	0	0	1.6	0	0	0	0	0	0	1.9
OLE MISS	2/9/16	2		0-0	.000	0-0	.000	0-0	.000	0	0	0	1.5	1	0	0	0	0	0	1.8
ALABAMA	2/13/16	1		0-0	.000	0-0	.000	0-0	.000	0	1	1	1.5	1	0	0	0	0	0	1.7
at Georgia	2/16/16	13		0-1	.000	0-0	.000	0-0	.000	1	1	2	1.5	0	0	0	1	0	0	1.6
at South Carolina	2/20/16	2		0-0	.000	0-0	.000	0-0	.000	0	0	0	1.5	1	0	2	0	0	0	1.6
VANDERBILT	2/23/16	1		0-1	.000	0-0	.000	0-0	.000	0	0	0	1.4	0	0	0	0	0	0	1.5
vs Texas A&M	3/11/16	5		0-2	.000	0-0	.000	0-0	.000	0	0	0	1.3	0	0	0	0	0	0	1.4
at North Florida	3/15/16	4		2-2	1.000	0-0	.000	1-2	.500	0	0	0	1.3	0	0	0	0	0	5	1.6
at Ohio State	3/20/16	12		0-0	.000	0-0	.000	0-0	.000	0	0	0	1.2	1	0	1	0	0	0	1.5
at George Washington	3/23/16	6		0-0	.000	0-0	.000	0-0	.000	0	1	1	1.2	1	0	0	0	0	0	1.4
Totals		0	162	13-30	.433	1-1	1.000	9-10	.900	10	20	30	1.2	25	3	7	5	0	36	1.4

Rimmer Game Highs

Points
2016-17
UF/Career 9, vs. N. Carolina A&T (11/16/15)

Rebounds
2016-17
UF/Career 6, vs. West Virginia (1/30/16)

Field Goals
2016-17
UF/Career 4, vs. N. Carolina A&T (11/16/15)

Field Goal Attempts
2016-17
UF/Career 6, vs. N. Carolina A&T (11/16/15)

3-Point Field Goals
2016-17
UF/Career 1, vs. N. Carolina A&T (11/16/15)

3-Point FG Attempts
2016-17
UF/Career 1, vs. N. Carolina A&T (11/16/15)

Free Throws
2016-17
UF/Career 2, 4x, last vs. West Va. (1/30/16)

Free Throw Attempts
2016-17
UF 2, 5x, last at UNF (3/15/16)
Career 2, 9x, last at UNF (3/15/16)

Assists
2016-17
UF/Career 1, 3x, last vs. Arkansas (2/3/16)

Steals
2016-17
UF/Career ---

Blocked Shots
2016-17
UF 1, 4x, last at Georgia (2/16/16)
Career 1, 5x, last at Georgia (2/16/16)

Minutes Played
2016-17
UF/Career 21, vs. West Virginia (1/30/16)

Note: Career highs before 2015 from Stanford.

Rimmer vs. Florida Gulf Coast

Opponent	Date	GS	Min	FG	FGA	Pct	3FG	FGA	Pct	FT	FTA	Pct	Off	Def	Tot	PF	FO	A	TO	Blk	Stl	Pts
FLORIDA GULF COAST	11/27/15		3	0	1	.000	0	0	.000	0	0	.000	1	0	1	0	0	0	0	0	0	0

#1 DEVIN ROBINSON

JUNIOR | F | 6-8 | 200 | CHESTERFIELD, VA. | CHRISTCHURCH SCHOOL

Overview

- Noted by head coach Mike White as one of the Gators’ most improved players of 2015-16 with plenty of room for further growth.
- Has shown flashes of the ability to be a standout SEC player, but looks to add consistency.
- Named to the 2015 SEC All-Freshman team.
- Robinson brings length to the wing, with the ability to put the ball on the floor or pull up for a 3-pointer.
- Playmaker who can cause matchup problems at the 3 position due to his size and at the 4 due to his athleticism .

2016-17 Highlights

- Looks to take more minutes at the 4 position in his junior season with the graduation of Dorian Finney-Smith.



Season	gp-gs		Total		3-Point		F-Throws		Rebounds				pf		fo		ast		to		blk		stl		Scoring	
			fg-fga	pct	fg-fga	pct	ft-fa	pct	off	def	tot	avg													pts	avg
2014-15	33-17	628/19.0	78-194	.402	21-82	.256	35-55	.636	27	65	92	2.8	57	2	23	31	13	17						212	6.4	
2015-16	36-18	832/23.1	114-249	.458	36-106	.340	59-78	.756	61	140	201	5.6	87	3	17	29	21	18						323	9.0	
TOTAL	69-35	1460/21.2	192-443	.433	57-188	.303	94-133	.707	88	205	293	4.2	144	5	40	60	34	35						535	7.8	

Opponent	Date	gs	min	Total		3-Pointers		Free throws		Rebounds				pf	a	t/o	blk	stl	pts	avg	
				fg-fga	pct	3fg-fga	pct	ft-fa	pct	off	def	tot	avg								
at Navy	11/13/15		28	5-10	.500	1-5	.200	2-3	.667	3	7	10	10.0	2	0	2	2	0	13	13.0	
NORTH CAROLINA A&T	11/16/15		22	5-9	.556	2-5	.400	3-3	1.000	2	5	7	8.5	0	0	1	1	15	14.0		
vs Saint Joseph's	11/21/15		26	5-10	.500	1-4	.250	1-2	.500	5	5	10	9.0	2	1	0	0	12	13.3		
vs Purdue	11/22/15		23	2-7	.286	1-3	.333	0-0	.000	1	3	4	7.8	2	0	1	0	5	11.3		
VERMONT	11/25/15	*	24	5-9	.556	2-5	.400	3-4	.750	2	6	8	7.8	2	0	0	0	15	12.0		
FLORIDA GULF COAST	11/27/15	*	24	2-8	.250	1-6	.167	1-2	.500	0	4	4	7.2	4	0	0	1	2	6	11.0	
RICHMOND	12/1/15	*	24	4-10	.400	0-2	.000	4-5	.800	4	9	13	8.0	1	0	2	1	12	11.1		
at Miami	12/8/15	*	30	5-10	.500	0-1	.000	1-1	1.000	1	5	6	7.8	3	2	0	0	11	11.1		
at Michigan State	12/12/15	*	31	5-9	.556	0-3	.000	0-0	.000	4	5	9	7.9	2	0	2	0	10	11.0		
vs Oklahoma State	12/19/15	*	22	4-6	.667	2-3	.667	3-4	.750	2	4	6	7.7	3	0	1	1	13	11.2		
JACKSONVILLE	12/22/15	*	20	5-9	.556	1-2	.500	1-2	.500	2	3	5	7.5	1	0	0	0	12	11.3		
FLORIDA STATE	12/29/15	*	22	2-7	.286	0-4	.000	2-3	.667	2	5	7	7.4	0	0	1	0	6	10.8		
GEORGIA	1/2/16		10	3-3	1.000	2-2	1.000	5-7	.714	1	1	2	7.0	1	0	0	0	13	11.0		
at Tennessee	1/6/16		20	5-8	.625	2-4	.500	1-2	.500	2	4	6	6.9	3	0	0	0	13	11.1		
LSU	1/9/16		18	2-5	.400	0-3	.000	0-0	.000	2	2	4	6.7	4	0	0	0	4	10.7		
at Texas A&M	1/12/16		16	2-6	.333	1-5	.200	0-0	.000	0	1	1	6.4	3	0	2	1	5	10.3		
at Ole Miss	1/16/16		18	1-3	.333	0-0	.000	3-4	.750	1	2	3	6.2	3	1	0	1	5	10.0		
MISSISSIPPI STATE	1/19/16		19	4-6	.667	2-2	1.000	1-2	.500	3	2	5	6.1	1	1	1	0	11	10.1		
AUBURN	1/23/16		19	1-7	.143	0-0	.000	2-2	1.000	2	6	8	6.2	3	1	3	1	2	4	9.7	
at Vanderbilt	1/26/16		13	0-3	.000	0-1	.000	0-0	.000	2	1	3	6.1	3	0	0	0	0	9.3		
WEST VIRGINIA	1/30/16		20	2-3	.667	0-1	.000	3-4	.750	2	3	5	6.0	0	1	0	1	7	9.1		
ARKANSAS	2/3/16		18	1-2	.500	0-1	.000	0-0	.000	0	2	2	5.8	1	0	1	1	0	2	8.8	
at Kentucky	2/6/16		18	3-6	.500	1-1	1.000	1-2	.500	1	3	4	5.7	4	0	1	0	1	8	8.8	
OLE MISS	2/9/16		28	5-7	.714	2-3	.667	3-5	.600	4	1	5	5.7	3	2	2	1	1	15	9.0	
ALABAMA	2/13/16	*	26	0-5	.000	0-3	.000	2-2	1.000	2	10	12	6.0	2	0	1	1	2	2	8.8	
at Georgia	2/16/16		21	2-5	.400	1-3	.333	0-0	.000	1	5	6	6.0	1	1	0	1	0	5	8.6	
at South Carolina	2/20/16		40	6-11	.545	3-6	.500	2-2	1.000	3	5	8	6.0	0	1	0	3	1	17	8.9	
VANDERBILT	2/23/16	*	22	4-5	.800	1-1	1.000	2-2	1.000	0	0	0	5.8	4	0	2	2	0	11	9.0	
at LSU	2/27/16	*	29	5-10	.500	4-5	.800	1-2	.500	0	2	2	5.7	1	1	0	0	4	15	9.2	
KENTUCKY	3/1/16	*	32	3-7	.429	2-2	1.000	3-4	.750	1	3	4	5.6	5	0	0	1	0	11	9.3	
at Mizzou	3/5/16	*	24	3-6	.500	1-4	.250	4-4	1.000	1	4	5	5.6	3	0	1	0	0	11	9.3	
vs Arkansas	3/10/16	*	29	3-8	.375	2-4	.500	0-0	.000	0	7	7	5.7	4	1	1	0	0	8	9.3	
vs Texas A&M	3/11/16	*	30	4-11	.364	0-4	.000	2-2	1.000	3	4	7	5.7	3	0	1	0	1	10	9.3	
at North Florida	3/15/16	*	22	4-6	.667	1-3	.333	1-1	1.000	0	2	2	5.6	5	1	1	0	0	10	9.3	
at Ohio State	3/20/16	*	26	2-7	.286	0-3	.000	0-0	.000	2	6	8	5.7	3	3	0	1	0	4	9.2	
at George Washington	3/23/16	*	18	0-5	.000	0-2	.000	2-2	1.000	0	3	3	5.6	5	0	2	0	0	2	9.0	
Totals			18	832	114-249	.458	36-106	.340	59-78	.756	61	140	201	5.6	87	17	29	21	18	323	9.0

Robinson vs. Florida Gulf Coast

Opponent	Date	GS	Min	FG	FGA	Pct	3FG	FGA	Pct	FT	FTA	Pct	Off	Def	Tot	PF	FO	A	TO	Blk	Stl	Pts
FLORIDA GULF COAST	11/27/15	*	24	2	8	.250	1	6	.167	1	2	.500	0	4	4	4	0	0	0	1	2	6

Robinson Game Highs	
Points	
2016-17	
Career	17, at South Carolina (2/20/16)
Rebounds	
2016-17	
Career	13, vs. Richmond (12/1/15)
Field Goals	
2016-17	
Career	6, 2x, last at S. Carolina (2/20/16)
Field Goal Attempts	
2016-17	
Career	13, at LSU (2/21/15)
3-Point Field Goals	
2016-17	
Career	4, at LSU (2/27/16)
3-Point Attempts	
2016-17	
Career	6, 3x, last at S. Carolina (2/20/16)
Free Throws	
2016-17	
Career	5, 2x, last vs. Georgia (1/2/16)
Free Throw Attempts	
2016-17	
Career	6, 2x, last vs. Georgia (1/2/16)
Assists	
2016-17	
Career	3, 4x, last at Ohio State (3/20/16)
Steals	
2016-17	
Career	4, at LSU (2/27/16)
Blocked Shots	
2016-17	
Career	3, at South Carolina (2/20/16)
Minutes Played	
2016-17	
Career	40, at South Carolina (2/20/16)

#25 KEITH STONE

FRESHMAN (R) | F | 6-8 | 240 | DEERFIELD BEACH, FLA. | ZION LUTHERAN

Overview

- Strong wing player with the size and strength to compete on the interior.
- Rated a four-star prospect by ESPN and a three-star by Rivals.
- ESPN.com bottom line: "Stone is a combination forward that is a tough cover. He can make plays from almost anywhere inside the arc. Stone is just scratching the surface of how good he can become. When Stone is locked in and competing he has a high major game to go along with his terrific scoring package."

2016-17 Highlights

- Figures to be a significant rotation player immediately with the offensive firepower and versatility to push older teammates for minutes.



Stone Game Highs

Points
2016-17/Career
Rebounds
2016-17/Career
Field Goals
2016-17/Career
Field Goal Attempts
2016-17/Career
3-Point Field Goals
2016-17/Career
3-Point FG Attempts
2016-17/Career
Free Throws
2016-17/Career
Free Throw Attempts
2016-17/Career
Assists
2016-17/Career
Steals
2016-17/Career
Blocked Shots
2016-17/Career
Minutes Played
2016-17/Career

NOT COMPETING IN 2016-17

#21 DONTAY BASSETT

FRESHMAN | F | 6-9 | 222 | OAKLAND, CALIF. | OLDSMAR CHRISTIAN

Overview

- Power forward with the ability to face up and handle the ball.
- Rated a three-star prospect by ESPN, Rivals and Scout.

2016-17 Highlights

- Projects as a power forward with good size and strength.
- Diagnosed with a stress fracture in his right foot in October and will red-shirt while recovering.



#12 GORJOK GAK

FRESHMAN | F/C | 6-11 | 231 | SYDNEY, AUSTRALIA | VICTORY ROCK PREP

Overview

- An adept passer whose 7-foot-4 wingspan enables him to play above the rim.
- Runs the floor and handles the ball well, enabling him to stretch defenses.
- Rated a three-star prospect by ESPN, Rivals and 247 Sports.
- ESPN.com bottom line: "Gak is a high major power forward that is new to the game but has all the tools to be successful immediately on the college level."

2016-17 Highlights

- Ineligible during the 2016-17 season.



#3 JALEN HUDSON

JUNIOR | G | 6-6 | 190 | RICHMOND, VA. | VIRGINIA TECH

Overview

- Played 67 games at Virginia Tech with 27 starts, averaging 7.7 points over two seasons in Blacksburg.
- Shot .432 out of the backcourt and went .500 or better from the field in 29 games at VT.
- Brings good length to the perimeter.

2016-17 Highlights

- Gives the Gators a talented and experienced player with outstanding scoring ability waiting in the wings while sitting out due to transfer rules.



Season	gp-gs		min/avg		Total		3-Point		F-Throws		Rebounds				Scoring							
	gp	gs	min	avg	fg-fga	pct	fg-fga	pct	ft-fa	pct	off	def	tot	avg	pf	fo	ast	to	blk	stl	pts	avg
2014-15*	32	3	535	16.7	80-167	.479	15-53	.283	47-73	.644	23	40	63	2.0	58	2	37	51	10	17	222	6.9
2015-16*	35	24	700	20.0	99-247	.401	28-81	.346	67-100	.670	59	79	138	3.9	67	2	21	49	5	21	293	8.4
All*	67	27	1235	18.4	179-414	.432	43-134	.321	114-173	.659	82	119	201	3.0	125	4	58	100	15	38	515	7.7

Official Basketball Box Score -- Game Totals -- Final Statistics

Eckerd College vs Florida

10/26/16 7 p.m. at Veterans Mem. Arena - Jacksonville, Fla.

Eckerd College 63 • 0-0

#	Player		Total		3-Ptr	Rebounds			PF	TP	A	TO	Blk	Stl	Min
			FG-FGA	FG-FGA	FT-FTA	Off	Def	Tot							
11	Kyei,Obi	f	4-7	0-1	0-2	2	4	6	4	8	2	3	0	0	23
24	McLaurn,Drushaun	f	5-10	0-0	0-4	3	1	4	4	10	3	3	0	0	23
32	Young,Trevon	c	4-10	0-1	0-0	2	4	6	4	8	2	3	0	1	30
21	Walsh,Kevin	g	3-7	3-6	0-0	0	0	0	2	9	1	1	0	0	22
30	Behori,Marco	g	0-2	0-0	0-0	1	3	4	1	0	0	6	0	1	17
10	Phillips,Shane		1-1	0-0	0-0	0	3	3	1	2	2	3	0	1	16
15	Beneduci,Matt		1-5	1-4	2-2	0	0	0	1	5	1	0	0	0	7
20	Ingram,Keshawn		5-11	3-5	4-4	0	5	5	2	17	1	2	0	0	27
22	Bianco,Travis		0-0	0-0	0-0	0	0	0	1	0	0	0	0	0	8
23	Zabilevicius,Paulius		0-1	0-1	0-0	0	1	1	0	0	0	0	0	0	2
33	Hagins,Myron		0-0	0-0	0-1	0	3	3	1	0	1	0	0	0	12
34	Radoncic,Admir		1-1	0-0	0-0	0	1	1	5	2	0	2	0	0	8
40	Jenkins,Connor		0-0	0-0	0-0	0	0	0	0	0	0	0	0	0	1
50	Radoncic,Armin		0-1	0-0	0-0	0	0	0	0	0	0	1	0	0	4
Team						1	1	2		*2					
Totals			24-56	7-18	6-13	9	26	35	26	63	13	24	0	3	200

FG % 1st Half: 14-26 53.8% 2nd half: 10-30 33.3% Game: 24-56 42.9%

3FG % 1st Half: 2-8 25.0% 2nd half: 5-10 50.0% Game: 7-18 38.9%

FT % 1st Half: 4-7 57.1% 2nd half: 2-6 33.3% Game: 6-13 46.2%

Deadball
Rebounds
1

Florida 91 • 0-0

#	Player		Total		3-Ptr	Rebounds			PF	TP	A	TO	Blk	Stl	Min
			FG-FGA	FG-FGA	FT-FTA	Off	Def	Tot							
01	Robinson, Devin	f	5-7	1-3	1-1	1	7	8	2	12	0	2	1	1	27
23	Leon, Justin	f	2-5	1-2	6-6	1	3	4	0	11	1	2	0	1	21
15	Egbunu, John	c	8-10	0-0	2-4	6	7	13	3	18	0	4	0	0	21
05	Allen, KeVaughn	g	4-10	0-3	5-6	0	1	1	2	13	3	3	1	6	26
11	Chiozza, Chris	g	5-10	1-2	0-1	2	3	5	1	11	4	2	0	2	31
02	Hester, Eric		0-0	0-0	0-0	0	0	0	0	0	4	0	0	2	12
13	Hayes, Kevarrius		4-6	0-0	1-2	3	2	5	3	9	0	1	2	0	12
24	Barry, Canyon		2-10	1-5	6-7	0	1	1	4	11	1	0	0	0	27
25	Stone, Keith		1-7	1-3	1-2	1	4	5	2	4	1	0	0	1	18
32	Rimmer, Schuyler		1-2	0-0	0-0	1	1	2	0	2	0	0	0	0	5
Team						1	0	1							
Totals			32-67	5-18	22-29	16	29	45	17	91	14	14	4	13	200

FG % 1st Half: 11-28 39.3% 2nd half: 21-39 53.8% Game: 32-67 47.8%

3FG % 1st Half: 3-11 27.3% 2nd half: 2-7 28.6% Game: 5-18 27.8%

FT % 1st Half: 8-13 61.5% 2nd half: 14-16 87.5% Game: 22-29 75.9%

Deadball
Rebounds
0

Officials: Mike Nance, Chuck Jones, Nate Green

Technical fouls: Eckerd College-None. Florida-None.

Attendance: 1122

* - points scored by the other team (wrong basket)

Eckerd #34 fouls out at 14:43(2).

Score by periods	1st	2nd	Total
Eckerd College	34	29	63
Florida	33	58	91

2016-17 MISCELLANEOUS STATS

Times Led UF in Scoring

<i>Includes times co-led</i>	Season	Career
KeVaughn Allen	0	9
Kasey Hill	0	8
Devin Robinson	0	8
John Egbunu	0	5
Justin Leon	0	2

Times Led UF in Rebounding

<i>Includes times co-led</i>	Season	Career
Devin Robinson	0	10
John Egbunu	0	7
Chris Chiozza	0	3
Kearrius Hayes	0	2
Justin Leon	0	2
KeVaughn Allen	0	1
Schuyler Rimmer	0	1

Times Led UF in Assists

<i>Includes times co-led</i>	Season	Career
Kasey Hill	0	53
Chris Chiozza	0	26
KeVaughn Allen	0	1
Kearrius Hayes	0	1

Double-Figure Scoring Games

	Season	Career
Devin Robinson	0	30
Kasey Hill	0	24
KeVaughn Allen	0	22
John Egbunu	0	22
Chris Chiozza	0	15
Justin Leon	0	7
Kearrius Hayes	0	2

20-Point Games

	Season	Career
KeVaughn Allen	0	3
John Egbunu	0	2
Kasey Hill	0	1

Double-Figure Rebounding Games

	Season	Career
John Egbunu	0	7
Devin Robinson	0	4

Double-Doubles

	Season	Career
John Egbunu	0	6
Devin Robinson	0	3

Dunks (Season Total: 0)

	Season	Career
John Egbunu	0	75
Devin Robinson	0	35
Kasey Hill	0	14
KeVaughn Allen	0	13
Justin Leon	0	13
Kearrius Hayes	0	9
Schuyler Rimmer	0	1

Charges Drawn (Season Total: 0)

	Season	Career
Devin Robinson	0	9
Kearrius Hayes	0	7
Justin Leon	0	6
Chris Chiozza	0	3
John Egbunu	0	1
Kasey Hill	0	1

Point Distribution (%)

Freshmen	0	0.0%
Sophomores	0	0.0%
Juniors	0	0.0%
Seniors	0	0.0%
TOTAL	0	

Technical Fouls

Opponents	0
Florida	0

Technical Foul Free Throws

Opponents	0-0
Florida	0-0

Opening Tips Controlled

Opponents	0
Florida	0

First-Half Timeouts Called

Opponents	0
Florida	0

3-Second Violation

Opponents	0
Florida	0

Shot Clock Expired

Opponents	0
Florida	0

10-Second Violation

Opponents	0
Florida	0

Backcourt Violation

Opponents	0
Florida	0

Florida's First Sub

<i>Includes all when multiple players enter</i>	
Player	#

Scored UF's First Points

Player	0
--------	---

How Scored UF's First Points

Jump Shot	0
Layup	0
Dunk	0
3-Pointer	0
Free Throw	0

Three-Point Plays

<i>Ordered by most opportunities</i>	Season	Career
Kasey Hill	0-0	9-23
John Egbunu	0-0	10-22
Devin Robinson	0-0	15-20
KeVaughn Allen	0-0	7-7
Chris Chiozza	0-0	3-5
Kearrius Hayes	0-0	1-4
Justin Leon	0-0	1-2
TOTALS	0-0	46-83

Four-Point Plays

	Season	Career
Chris Chiozza	0-0	1-1
TOTALS	0-0	1-1

3-Pointer Streak - Team

Florida:	832 (at UK, 1/11/92)
Opponents:	592 (FAMU,12/04/99)

Players in Double Figures

Players	Games
1	0
2	0
3	0
4	0
5	0
6	0

Runs

Run	Occurrences
8-0	0
9-0	0
10-0	0
11-0	0
12-0	0

Largest run:

Lineups and Record

<i>Listed by position 1-5; Ordered by most wins</i>	
PG, SG, SF, PF, C	0-0

2016-17 MISCELLANEOUS STATS

*Note: Streak stats below are consecutive **team** games. A player's streak starts over if he misses a game.*

Consecutive Games Played

Kasey Hill 80; Chris Chiozza 69; Devin Robinson 69; KeVaughn Allen 36; Justin Leon 15; Kevarrus Hayes 10; Schuyler Rimmer 4

Consecutive Starts

KeVaughn Allen 26; Devin Robinson 9; Kasey Hill 3; Kevarrus Hayes 2

Consecutive Games Scored

KeVaughn Allen 20; Devin Robinson 16; Kasey Hill 9; Justin Leon 5; Chris Chiozza 3; Kevarrus Hayes 3

Consecutive Games with a 3-Pointer

KeVaughn Allen 7; Kasey Hill 3; Justin Leon 3; Chris Chiozza 1

Consecutive Games with a Rebound

Chris Chiozza 22; Justin Leon 15; Kevarrus Hayes 10; Devin Robinson 8; Kasey Hill 4; KeVaughn Allen 2; Schuyler Rimmer 1

Consecutive Games with an Assist

Chris Chiozza 26; Kasey Hill 11; KeVaughn Allen 9

Consecutive Made Free Throws

	Active Streak	Season High
Kevarrus Hayes	6	0
Chris Chiozza	4	0
Justin Leon	4	0
KeVaughn Allen	2	0
Devin Robinson	2	0
Schuyler Rimmer	1	0
Kasey Hill	1	0
John Egbunu	0	0

Scoring Margin

Largest Lead:

Largest Deficit:

Largest Deficit Overcome:

Largest Lead Lost:

Situational Records

	2016-17	Under White
Controlling the Tip	0-0	13-6
Scoring First	0-0	17-4
Leading at Half	0-0	18-2
Trailing at Half	0-0	3-13
Tied at Half	0-0	0-0
Leading with 5:00 Left	0-0	20-1
Trailing with 5:00 Left	0-0	1-14
Tied with 5:00 Left	0-0	0-0
In Overtime	0-0	0-1
When UF Outrebounds Opponent	0-0	13-7
When UF is Outrebounded	0-0	8-8
When Rebounds are the Same	0-0	0-0
When UF Commits More Turnovers	0-0	5-5
When UF Forces More Turnovers	0-0	13-9
When Turnovers are the Same	0-0	3-1
When UF Has More Free Throw Attempts	0-0	15-7
When Opponent Has More Free Throw Attempts	0-0	5-8
When Free Throw Attempts are the Same	0-0	1-0
When UF Shoots 45% or Better from the Field	0-0	10-1
When UF Shoots Less Than 45% from the Field	0-0	11-14
When Opponent Shoots 45% or Better from the Field	0-0	2-7
When Opponent Shoots Less Than 45% from the Field	0-0	19-8
When UF Shoots Better Than Opponent from the Field	0-0	18-1
When Opponent Shoots Better Than UF from the Field	0-0	3-14
When UF Shoots 40% or Better from 3-Point Range	0-0	8-1
When UF Shoots Less Than 40% from 3-Point Range	0-0	12-14
When UF Shoots Better Than Opponent from 3-Point Range	0-0	12-3
When UF Shoots 75% or Better from the Line	0-0	4-3
When UF Shoots Less Than 75% from the Line	0-0	17-12
When UF Bench Outscores Opponent's	0-0	15-9
When Opponent Bench Outscores UF's	0-0	5-6
When Bench Scoring is the Same	0-0	1-0
Following a UF win	0-0	10-11
Following a UF loss	0-0	10-4
When 3 or More Players Score in Double Figures	0-0	18-14
When 4 or More Players Score in Double Figures	0-0	13-8
When 5 or More Players Score in Double Figures	0-0	7-1
In White Uniforms	0-0	17-6
In Blue Uniforms	0-0	3-6
In Orange Uniforms	0-0	1-3
In November	0-0	5-1
In December	0-0	3-3
In January	0-0	6-3
In February	0-0	3-5
In March	0-0	4-3
In April	0-0	0-0
On Sunday	0-0	1-1
On Monday	0-0	1-0
On Tuesday	0-0	6-6
On Wednesday	0-0	2-2
On Thursday	0-0	1-0
On Friday	0-0	2-1
On Saturday	0-0	8-5

2015-16 Florida Basketball
Florida Combined Team Statistics (as of Mar 23, 2016)
All games

Overall record: 21-15 Conf: 9-9 Home: 12-4 Away: 6-9 Neutral: 3-2

#	Player	gp-gs	min	avg	Total		3-Point		F-Throw		Rebounds				pf	dq	a	to	blk	stl	pts	avg
					fg-fga	fg%	3fg-fga	3fg%	ft-fa	ft%	off	def	tot	avg								
10	Finney-Smith, Dorian	36-36	1143	31.8	169-387	.437	71-193	.368	121-165	.733	89	211	300	8.3	78	2	75	68	29	33	530	14.7
04	Allen, KeVaughn	36-34	978	27.2	134-336	.399	51-162	.315	99-117	.846	18	79	97	2.7	56	0	57	35	5	41	418	11.6
15	Egbunu, John	34-30	857	25.2	149-252	.591	0-0	.000	92-173	.532	92	128	220	6.5	110	6	12	59	48	15	390	11.5
00	Hill, Kasey	36-17	858	23.8	118-302	.391	19-64	.297	71-132	.538	12	74	86	2.4	87	2	120	72	11	53	326	9.1
03	Robinson, Devin	36-18	832	23.1	114-249	.458	36-106	.340	59-78	.756	61	140	201	5.6	87	3	17	29	21	18	323	9.0
11	Chiozza, Chris	36-22	857	23.8	86-250	.344	41-128	.320	47-59	.797	10	94	104	2.9	82	2	156	65	2	39	260	7.2
24	Leon, Justin	34-11	507	14.9	72-146	.493	25-67	.373	12-26	.462	46	61	107	3.1	52	0	11	21	5	10	181	5.3
05	Murphy, Alex	3-0	23	7.7	4-10	.400	1-4	.250	1-4	.250	2	2	4	1.3	5	0	0	1	1	0	10	3.3
13	Hayes, Kavarrius	35-6	403	11.5	35-50	.700	0-0	.000	28-59	.475	45	47	92	2.6	64	0	7	17	20	11	98	2.8
02	Francis-Ramirez, B.	29-2	314	10.8	21-104	.202	10-59	.169	7-13	.538	7	22	29	1.0	25	0	15	10	0	10	59	2.0
01	Walker, DeVon	25-4	265	10.6	13-57	.228	2-19	.105	12-25	.480	18	24	42	1.7	25	0	6	9	6	5	40	1.6
32	Rimmer, Schuyler	25-0	162	6.5	13-30	.433	1-1	1.000	9-10	.900	10	20	30	1.2	25	0	3	7	5	0	36	1.4
14	Edwards, Lexx	10-0	15	1.5	1-5	.200	1-4	.250	1-2	.500	1	6	7	0.7	2	0	1	0	0	0	4	0.4
12	Hodskins, Zach	6-0	7	1.2	1-5	.200	0-2	.000	0-1	.000	0	1	1	0.2	2	0	0	0	0	0	2	0.3
20	Victor, Jhonny	5-0	5	1.0	0-1	.000	0-0	.000	0-0	.000	1	0	1	0.2	0	0	1	1	0	0	0	0.0
Team											58	58	116				11					
Total.....		36	7226		930-2184	.426	258-809	.319	559-864	.647	470	967	1437	39.9	700	15	481	405	153	235	2677	74.4
Opponents.....		36	7226		868-2109	.412	233-679	.343	510-752	.678	405	959	1364	37.9	732	-	413	471	126	192	2479	68.9

TEAM STATISTICS			UF	OPP	Date	Opponent	Score	Att.
SCORING			2677	2479	11/13/15	at Navy	w 59-41	5710
Points per game			74.4	68.9	11/16/15	NORTH CAROLINA A&T	w 104-54	8605
Scoring margin			+5.5	-	1 11/21/15	vs Saint Joseph's	w 74-63	4507
FIELD GOALS-ATT			930-2184	868-2109	1 11/22/15	vs Purdue	L 70-85	3813
Field goal pct			.426	.412	11/25/15	VERMONT	w 86-62	8003
3 POINT FG-ATT			258-809	233-679	11/27/15	FLORIDA GULF COAST	w 70-50	10323
3-point FG pct			.319	.343	12/1/15	RICHMOND	w 76-56	8231
3-pt FG made per game			7.2	6.5	12/8/15	at Miami	L 55-66	7972
FREE THROWS-ATT			559-864	510-752	12/12/15	at Michigan State	L 52-58	14797
Free throw pct			.647	.678	2 12/19/15	vs Oklahoma State	w 72-70	9483
F-Throws made per game			15.5	14.2	12/22/15	JACKSONVILLE	w 89-65	9083
REBOUNDS			1437	1364	12/29/15	FLORIDA STATE	L 71-73	10121
Rebounds per game			39.9	37.9	* 1/2/16	GEORGIA	w 77-63	9053
Rebounding margin			+2.0	-	* 1/6/16	at Tennessee	L 69-83	14387
ASSISTS			481	413	* 1/9/16	LSU	w 68-62	11350
Assists per game			13.4	11.5	* 1/12/16	at Texas A&M	L 68-71	9766
TURNOVERS			405	471	* 1/16/16	at Ole Miss	w 80-71	9333
Turnovers per game			11.3	13.1	* 1/19/16	MISSISSIPPI STATE	w 81-78	8250
Turnover margin			+1.8	-	* 1/23/16	AUBURN	w 95-63	11230
Assist/turnover ratio			1.2	0.9	* 1/26/16	at Vanderbilt	L 59-60	11351
STEALS			235	192	3 1/30/16	WEST VIRGINIA	w 88-71	11611
Steals per game			6.5	5.3	* 2/3/16	ARKANSAS	w 87-83	9013
BLOCKS			153	126	* 2/6/16	at Kentucky	L 61-80	24406
Blocks per game			4.3	3.5	* 2/9/16	OLE MISS	w 77-72	8345
ATTENDANCE			154982	207119	* 2/13/16	ALABAMA	L 55-61	12045
Home games-Avg/Game			16-9686	15-10788	* 2/16/16	at Georgia	w 57-53	8021
Neutral site-Avg/Game			-	5-9060	* 2/20/16	at South Carolina	Lot 69-73	18000
Score by Periods			1st	2nd	OT	Totals		
Florida			1260	1412	5	2677		
Opponents			1168	1302	9	2479		

* = Conference game

1 = Hall of Fame Tip-Off Tournament, Mohegan Sun Arena, Uncasville, Conn.

2 = Orange Bowl Classic, BB&T Center, Sunrise, Fla.

3 = SEC/Big 12 Challenge

4 = SEC Tournament, Bridgestone Arena, Nashville, Tenn.

5 = National Invitation Tournament

2015-16 Florida Basketball
Florida Combined Team Statistics (as of Mar 05, 2016)
Conference games

RECORD:	OVERALL	HOME	AWAY	NEUTRAL
ALL GAMES	9-9	6-3	3-6	0-0
CONFERENCE	9-9	6-3	3-6	0-0
NON-CONFERENCE	0-0	0-0	0-0	0-0

#	Player	gp-gs	min	avg	Total		3-Point		F-Throw		Rebounds								a	to	blk	stl	pts	avg
					fg-fga	fg%	3fg-fga	3fg%	ft-fa	ft%	off	def	tot	avg	pf	dq								
10	Finney-Smith, Dorian	18-18	604	33.6	90-192	.469	33-93	.355	65-80	.813	43	112	155	8.6	43	1	34	38	12	12	278	15.4		
04	Allen, KeVaughn	18-18	537	29.8	70-174	.402	28-86	.326	54-67	.806	13	42	55	3.1	30	0	29	20	3	21	222	12.3		
15	Egbunu, John	18-17	500	27.8	79-142	.556	0-0	.000	60-116	.517	46	66	112	6.2	57	3	8	32	29	9	218	12.1		
03	Robinson, Devin	18-5	391	21.7	50-105	.476	22-46	.478	30-40	.750	26	54	80	4.4	45	1	8	14	13	13	152	8.4		
11	Chiozza, Chris	18-15	462	25.7	47-151	.311	19-76	.250	32-41	.780	7	50	57	3.2	45	0	94	38	0	15	145	8.1		
00	Hill, Kasey	18-5	407	22.6	50-136	.368	10-37	.270	34-64	.531	5	37	42	2.3	49	0	55	33	9	24	144	8.0		
24	Leon, Justin	18-11	328	18.2	46-91	.505	17-42	.405	7-19	.368	28	37	65	3.6	31	0	7	18	3	4	116	6.4		
5	Murphy, Alex	1-0	4	4.0	1-2	.500	0-0	.000	1-2	.500	1	0	1	1.0	1	0	0	1	0	0	3	3.0		
02	Francis-Ramirez, B.	14-0	103	7.4	7-40	.175	3-22	.136	2-2	1.000	4	9	13	0.9	5	0	5	4	0	2	19	1.4		
13	Hayes, Kevarrius	17-1	147	8.6	7-15	.467	0-0	.000	9-25	.360	13	20	33	1.9	32	0	2	8	8	2	23	1.4		
32	Rimmer, Schuyler	11-0	52	4.7	2-8	.250	0-0	.000	4-4	1.000	3	4	7	0.6	11	0	1	2	3	0	8	0.7		
01	Walker, DeVon	11-0	86	7.8	0-11	.000	0-2	.000	1-5	.200	7	7	14	1.3	10	0	3	3	0	1	1	0.1		
14	Edwards, Lexx	3-0	4	1.3	0-1	.000	0-1	.000	0-0	.000	0	2	2	0.7	2	0	0	0	0	0	0	0.0		
12	Hodskins, Zach	1-0	1	1.0	0-1	.000	0-0	.000	0-0	.000	0	0	0	0.0	0	0	0	0	0	0	0	0.0		
Team											31	31	62				6							
Total.....		18	3626		449-1069	.420	132-405	.326	299-465	.643	227	471	698	38.8	361	5	246	217	80	103	1329	73.8		
Opponents.....		18	3625		455-1049	.434	120-326	.368	286-424	.675	200	484	684	38.0	374	-	226	226	75	107	1316	73.1		

TEAM STATISTICS	UF	OPP
SCORING	1329	1316
Points per game	73.8	73.1
Scoring margin	+0.7	-
FIELD GOALS-ATT	449-1069	455-1049
Field goal pct	.420	.434
3 POINT FG-ATT	132-405	120-326
3-point FG pct	.326	.368
3-pt FG made per game	7.3	6.7
FREE THROWS-ATT	299-465	286-424
Free throw pct	.643	.675
F-Throws made per game	16.6	15.9
REBOUNDS	698	684
Rebounds per game	38.8	38.0
Rebounding margin	+0.8	-
ASSISTS	246	226
Assists per game	13.7	12.6
TURNOVERS	217	226
Turnovers per game	12.1	12.6
Turnover margin	+0.5	-
Assist/turnover ratio	1.1	1.0
STEALS	103	107
Steals per game	5.7	5.9
BLOCKS	80	75
Blocks per game	4.4	4.2
ATTENDANCE	89005	115745
Home games-Avg/Game	9-9889	9-12861
Neutral site-Avg/Game	-	0-0

Date	Opponent		Score	Att.
* 1/2/16	GEORGIA	w	77-63	9053
* 1/6/16	at Tennessee	L	69-83	14387
* 1/9/16	LSU	w	68-62	11350
* 1/12/16	at Texas A&M	L	68-71	9766
* 1/16/16	at Ole Miss	w	80-71	9333
* 1/19/16	MISSISSIPPI STATE	w	81-78	8250
* 1/23/16	AUBURN	w	95-63	11230
* 1/26/16	at Vanderbilt	L	59-60	11351
* 2/3/16	ARKANSAS	w	87-83	9013
* 2/6/16	at Kentucky	L	61-80	24406
* 2/9/16	OLE MISS	w	77-72	8345
* 2/13/16	ALABAMA	L	55-61	12045
* 2/16/16	at Georgia	w	57-53	8021
* 2/20/16	at South Carolina	Lot	69-73	18000
* 2/23/16	VANDERBILT	L	74-87	9035
* 2/27/16	at LSU	L	91-96	13468
* 3/1/16	KENTUCKY	L	79-88	10684
* 3/5/16	at Mizzou	w	82-72	7013

* = Conference game

1 = Hall of Fame Tip-Off Tournament, Mohegan Sun Arena, Uncasville, Conn.

2 = Orange Bowl Classic, BB&T Center, Sunrise, Fla.

Score by Periods	1st	2nd	OT	Totals
Florida	617	707	5	1329
Opponents	620	687	9	1316