

2015-16 Schedule & Results

Overall Record: 15-3 (home: 7-2 * away: 5-1 * neutral: 2-0)

SEC: 3-2 (home: 1-2 * away: 2-0)

Date	UF Nat'l Rank	Opponent	TV/Video	Time ET
NOVEMBER				
Fri. 13	--	at Temple	OOV	L 91-97
Mon. 16	--	6/7 FLORIDA STATE (DH)	SECN	W 82-72
Sat. 21	-rv	KENNESAW STATE	SECN+	W 84-57
Tue. 24	rv/--	SAVANNAH STATE	SECN+	W 99-34
Fri. 27	rv/--	vs. Ball State (1)	--	W 85-79
Sat. 28	rv/--	at Colorado (1)	OOV	W 83-61
DECEMBER				
Tue. 1	rv/rv	at South Alabama	OOV	W 72-60
Mon. 7	rv/rv	--rv ARKANSAS STATE	SECN+	W 76-72
Thu. 10	rv/rv	at Wisconsin	BTN	W 91-75
Sun. 13	rv/rv	ROBERT MORRIS	SECN+	W 79-52
Sun. 20	rv/rv	SAINT FRANCIS (2)	SECN+	W 122-65
Mon. 21	rv/rv	NC STATE (2)	SECN+	W 79-72
Wed. 30	rv/rv	vs. UCF (3)	SECN	W 93-79
JANUARY				
Sun. 3	rv/rv	8 MISSISSIPPI STATE*	SECN	L 70-76
Thu. 7	rv/rv	12/11 at Tennessee*	~SECN	W 74-66
Sun. 10	rv/rv	-- at Ole Miss*	SECN	W 85-65
Thu. 14	20/21	--rv GEORGIA*	SECN+	L 61-71
Sun. 17	20/21	--LSU*	SECN+	W 53-45
Thu. 21	22/23	--ALABAMA*	SECN+	7 p.m.
Sun. 24	22/23	23/rv at Missouri*	SECN	2 p.m.
Thu. 28		at Arkansas*	SECN+	8 p.m.
Sun. 31		KENTUCKY*	SECN	1 p.m.
FEBRUARY				
Thu. 4		TEXAS A&M*	SECN+	7 p.m.
Thu. 11		at South Carolina*	SECN+	7 p.m.
Sun. 14		at Auburn*	SECN	2 p.m.
Thu. 18		VANDERBILT*	SECN+	7 p.m.
Sun. 21		at Georgia*	SECN	1 p.m.
Thu. 25		at LSU*	~SECN	8:30 p.m.
Sun. 28		AUBURN*	SECN+	2 p.m.
MARCH				
Wed.-Sun. 2-6		at SEC Tournament (4)		

*Southeastern Conference game; (1) 29th Omni Hotels Classic – Boulder, Col.; (2) Gator Holiday Classic – Gainesville, Fla.; (3) SEC-AAC Challenge – Jacksonville, Fla.; (4) SEC Tournament – Jacksonville, Fla.

TV Information: SECN = SEC Network; SECN+ = SEC Network +; ~SECN = SEC Network will provide whip around coverage of these games with each game available in its entirety on SEC Network +; BTN = Big Ten Network; OOV = opponent online video

To Watch the SEC Network: go to www.GetSECNetwork.com for complete channel listing

SEC Network +: Games offered exclusively on WatchESPN and SECNetwork.com through a number of national outlets.

SEC NETWORK +

WHAT IT IS:

- Also referred to as SEC Network Plus, this is the digital platform for the SEC Network show-casing live SEC athletic events, inclusive of:
- 550+ digital-only events not available on TV and SEC Network overflow events

HOW TO WATCH IT:

- SEC Network + is only available through WatchESPN (accessible through the WatchESPN app and on SECNetwork.com) ... To access SEC Network + on WatchESPN, fans must sign in

#22/23 Florida (15-3, 3-2 SEC) hosts

Alabama (13-5, 2-3 SEC)

Stephen C. O'Connell Center (11,548)

Gainesville, Florida

Thurs., January 21, 2016 * 7 p.m. ET

Game Coverage & More!

Radio: LIVE on ESPN Gainesville (95.3 FM and 850 AM)

.....with Tom Collett & Jennifer George

Internet Audio:LIVE thru FloridaGators.com (FREE)

Television: none

Internet Video:SECNetwork + with Adam Schick & Brittany Davis

Internet Scoring:(FREE) thru FloridaGators.com

O'Connell Center Press Row: 352-376-1801

Ticket Prices:\$5 – Reserved General Admission (Sections I1, J1)

..... \$4 – General Admission

..... FREE – UF and SFC Students with valid ID

..... FREE – Children 17 and Under (in General Admission areas)

Head Coaches

Florida (15-3, 3-2 SEC): Amanda Butler (Florida, '95, '97)

Overall Record / at UF: ...208-137 (11th year) / 168-115 (9th year)

Alabama (13-5, 2-3 SEC): Kristy Curry (Northeast Louisiana, '88)

Overall Record / at UA:349-189 (17th year) / 40-40 (3rd year)

Communications/Sports Info. Contacts

Florida: Kathy Cafazzo (KathyC@gators.ufl.edu)

Phone Numbers: O: 352-375-4683 x6133 / C: 352-316-4575

Website:floridagators.com

Twitter/Instagram: @GatorsWBK ... @CoachButlerUF

Facebook:facebook.com/GatorsWBK

Alabama: Jessica Paré (jpare@ia.ua.edu)

Phone: O: 205-348-6084 | C: 205-394-5985

Socially: Twitter and Instagram: @AlabamaWBB

We Back Pat

*The annual week-long celebration of legendary Tennessee head coach Pat Summitt - named "We Back Pat" spans from Sun., January 17 through Mon., January 25.

*Players from both teams in today's game will be wearing special "We Back Pat" shooting shirts and the coaching staffs will wear the color purple and Alzheimer awareness pins.

*The conference initiative is helping promote awareness of The Pat Summitt Foundation which is partnering with the UT Medical Center to create the Pat Summitt Alzheimer's Clinic

#WeBackPat

Florida's Possible Starting Lineup (based on previous game)

##	Gator	Pronunciation	POS	HT	CL	Hometown	PPG	RPG	NOTES
1	Ronni Williams		G/F	6-0	JR	Daytona Beach, Fla.	10.5	7.6	6 double-doubs this yr; doub-fig scoring 5 of last 6 gms
24	Tyshara Fleming	tie-SHEER-uh	C	6-4	JR	Virginia Beach, Va.	6.2	5.0	34 blocked shots (#2 in SEC games, 2.6 pg), 56.1% FG
4	Carlie Needles		G	5-6	SR-R	Highlands Ranch, Colo.	7.2	2.1	UF's 2nd-leading scorer 10.4 ppg in SEC gms
20	Simone Westbrook		G	5-8	JR	Chandler, Ariz.	7.7	3.2	team-best 47 steals (2.6 pg) - No. 2 in SEC
21	Eleanna Christinaki	L-ee.on-uh chris-tin-OCK-ee	G	6-0	FR	Athens, Greece	10.3	3.6	UF's leading scorer in SEC games (11.0)

Off The Bench

13	Cassie Peoples		G	5-6	SR-R	San Antonio, Texas	10.2	2.1	double-figure scoring in 5 in last 8 gms
44	Haley Lorenzen		F	6-3	SO	Iowa City, Iowa	10.0	6.1	averaging 6.8 rebounds in SEC games
3	January Miller		G	5-8	SR	Orlando, Fla.	6.6	2.1	3 total points in last 3 games, all from free throw line
11	Dyandria Anderson	dee-ANN-dree-uh	G	5-10	SO	Viera, Fla.	6.2	3.5	scoreless in 3 of last 5 games; 10pts at Ole Miss, 2vs LSU
32	Carla Batchelor		G	5-10	SR	Germantown, Md.	4.8	3.8	started 2 games; career-high 12 pts vs. Saint Francis
15	Viktorija Dimaite	Victoria dee-MY-tah	C	6-4	SR-R	Panevezys, Lithuania	2.9	1.5	missed 1st 2 games, in Lithuania - sister's wedding
2	Isis Young		G	5-7	FR-R	Berlin, N.J.	1.9	05	8.1 minutes per game
23	Brooke Copeland		G	6-2	SO	Cleveland, Tenn.	1.7	1.4	huge 3-pointer in second half at Tennessee gave UF lead

2015-16 Gator Women's Basketball

BROADCAST MEDIA SHEET

Probable Starters Numbers in Orange



1

RONNI WILLIAMS

	GP	GS	Min	G	FG	3PT	FT	R/G	A/G	S	B	PPG
SEASON	17-16	21.7	.533	.250	.696	7.7	0.6	23	14	10.5		
SEC	5-5	24.6	.559	.000	.684	10.4	1.8	8	5	10.2		
CAREER	79-42	20.9	.473	.200	.636	6.0	0.9	82	78	9.4		

JR * F * 6-0 * Daytona Beach, Fla./Atlantic H.S.

- leading rebounder & scorer ... SEC games averaging double-double: 10.2 pts, 10.4 reb
- 6 double-doubles this year - most recent 11 pts, 12 rebs (season-high) at Ole Miss (Jan. 10)
- DNP vs. Saint Francis (wisdom teeth extracted) ... Preseason Second-Team All-SEC
- last year 66.7% from free throw line ... big improvement from freshman year when hit 55.2%
- fouled out 5 gms this year; 2 gms last year; fouled out of pgm-record 16 games in 2013-14



2

ISIS YOUNG

	GP	GS	Min	G	FG	3PT	FT	R/G	A/G	S	B	PPG
SEASON	10-0	8.1	.269	.273	.500	0.5	0.9	2	0	1.9		
SEC	1-0	8.0	.000	.000	.500	0.0	1.0	0	0	1.0		
CAREER	10-0	8.1	.269	.273	.500	0.5	0.9	2	0	1.9		

R-FR * G * 5-7 * Berlin, New Jersey/Life Center Academy

- has not seen action in 5 of last 7 games ... 1 point at Ole Miss (Jan. 10); last FG vs St. Francis (Dec. 20)
- first collegiate score was a 3-pointer that sparked a huge rally vs. Temple
- 2015-16 season-opener at Temple was played 22 miles from her hometown of Berlin, N.J.
- Did not play or suit up last year; recovered from ACL torn during a game at the end of senior prep year
- Third Gator from the state of New Jersey



3

JANUARY MILLER

	GP	GS	Min	G	FG	3PT	FT	R/G	A/G	S	B	PPG
SEASON	18-6	13.1	.360	.409	.623	2.1	0.9	24	1	6.6		
SEC	5-4	13.0	.226	.250	.600	1.6	0.4	6	1	4.4		
CAREER	118-43	18.2	.370	.353	.665	2.7	1.0	137	10	7.3		

SR * G * 5-8 * Orlando, Fla./University H.S.

- did not score vs. LSU - had scored in 30 straight ... missed last 15 FGA (last FG made at Tenn, Jan 7)
- Huge game at Tennessee: 11 pts (5-9FG), 3 rebs, 2 steals ... 3pt w/ 8:40 remaining in the 3Q at Wisconsin gave UF 1st lead of the game and never relinquished it; also topped 800 career pts vs Badgers
- leads UF in FTA (61) ... played in more career games, scored more career pts than any active Gator
- 72.4% FT (55-76) last year - third most attempts & makes on team



4

CARLIE NEEDLES

	GP	GS	Min	G	FG	3PT	FT	R/G	A/G	S	B	PPG
SEASON	18-17	22.8	.372	.322	.611	2.1	1.6	25	0	7.2		
SEC	5-4	26.8	.487	.370	.500	3.0	1.6	8	0	10.4		
CAREER	116-78	26.8	.355	.336	.762	2.5	1.6	140	3	6.8		

R-SR * G * 5-6 * Highlands Ranch, Colo./ThunderRidge H.S.

- SEC Player of Week (Jan. 12) for 1st time in career ... UF 2nd-leading scorer in SEC games
- left UCF game in first half with back spasms (7 pts in 10 minutes) & did not start vs MSU as result
- No. 5 in UF history with 187 career 3-PT made; No. 4 is 194 (Jordan Jones, 2009-12)
- played in home state for first time in her collegiate career, Nov. 27-28 - totaled 19 pts, 7 ast, 7 steals
- "heart and soul of team" and its leader - Coach Butler



11

DYANDRIA ANDERSON

Name pronounced: dee-ANN-dree-uh

	GP	GS	Min	G	FG	3PT	FT	R/G	A/G	S	B	PPG
SEASON	18-12	20.4	.454	.222	1.000	3.4	1.7	31	6	6.0		
SEC	5-1	14.6	.263	.000	1.000	1.6	0.4	7	0	2.4		
CAREER	48-17	15.5	.401	.189	.781	2.3	0.9	61	8	3.7		

SO * G * 5-10 * Viera, Fla./Viera H.S.

- scoreless in 3 of last 5 games ... scored 10 points at Ole Miss (Jan. 10) and 2 vs. LSU
- 1st doub-doub of career came at South Alabama (Dec. 1) = career-high 13 pts, 10 rebs
- 10 assists vs. Ball State - most by Gator since Brandi McCain's 11 vs Kent State 12/29/01
- Scored all of her 9 pts vs FSU during 9-0 Gator 4Q run that gave UF lead for good after 15-pt deficit
- Yonnette(mom), Frank(dad), Chris(older bro), Kendall (twin bro)-frequently make 3-hr drive for home gms



13

CASSIE PEOPLES

	GP	GS	Min	G	FG	3PT	FT	R/G	A/G	S	B	PPG
SEASON	17-2	18.0	.445	.354	.854	2.1	2.1	19	3	10.2		
SEC	5-0	16.0	.389	.375	1.000	1.8	1.2	3	0	8.4		
CAREER	80-51	27.5	.366	.312	.828	2.5	3.5	131	11	9.9		

R-SR * G * 5-6 * San Antonio, Tx./Cypress-Fairbanks HS/Univ. of Texas

- 3rd-leading scorer ... doub-figure scoring in 5 of last 8 games ... in SEC: 6 ast, 21 turnovers
- MVP Gator Holiday Classic (also in '13) = in 2 gms team best 14.0 pts, 45% FG (9-20), 8-9FT, 7 steals
- Topped 700-point career scoring mark during 20-point outburst in the win at Wisconsin (Dec. 10)
- scored 12 of her team-high 14 pts in win at Colorado in the final 15:32 of the game
- 41 career double-fig scoring gms (10 in '16; 13 in '15); converted 4-point-play at UK last yr



15

VIKTORIJA DIMAITE

Name pronounced: Victoria dee-MY-tah

	GP	GS	Min	G	FG	3PT	FT	R/G	A/G	S	B	PPG
SEASON	10-0	6.4	.529	.250	.714	1.5	0.0	0	6	2.9		
SEC	2-0	5.0	.333	.000	1.000	2.0	0.0	0	0	2.0		
CAREER	34-0	5.3	.395	.100	.625	1.1	0.2	3	13	1.2		

R-SR * C * 6-4 * Panevezys, Lithuania/The Rock (Fla.) School

- played important 5 minutes in win at Tennessee ... career-high 8 pts in win vs. Saint Francis (Dec. 20)
- Matched career-high of 6 pts during win at Colorado (Nov. 28) & ended game w/ 13 pts for season in 3 games, one more than she totaled in 24 games last year
- career-best scoring night vs Savannah State (Nov. 24) - 8 points included 1st 3-pointer
- not with team for first two games of season (sister's wedding in Lithuania)



20

SIMONE WESTBROOK

	GP	GS	Min	G	FG	3PT	FT	R/G	A/G	S	B	PPG
SEASON	18-1	19.1	.371	.217	.750	3.2	2.7	47	2	7.7		
SEC	5-1	20.6	.200	.000	.500	3.0	2.0	12	1	3.4		
CAREER	18-1	19.1	.371	.217	.750	3.2	2.7	47	2	7.7		

JR * G * 5-8 * Chandler, Ariz./Chandler H.S./ NW Fla. State College

- ranked #2 in SEC (all games) for steals (2.6 pg) ... "Simone has Ninja hands" - Coach Butler
- earned 1st start vs. LSU (Jan. 17) ... leads team in three-point-play opportunities (8, 4-8 FT)
- One game after being scoreless for first time in career, recorded career-best 18 points with 6 steals, 5 rebounds and 4 assists in the road win at Wisconsin
- Omni Hotels Classic All-Tournament Team (at Colorado, Nov. 27-28)



21

ELEANNA CHRISTINAKI

Name pronounced: L-ee-on-uh christin-OCK-ee

	GP	GS	Min	G	FG	3PT	FT	R/G	A/G	S	B	PPG
SEASON	18-16	22.8	.466	.316	.804	3.6	3.7	23	2	10.3		
SEC	5-5	26.8	.458	.313	.750	3.6	4.8	3	0	11.0		
CAREER	18-16	22.8	.466	.316	.804	3.6	3.7	23	2	10.3		

FR * F * 6-0 * Athens, Greece/Moraitis School

- UF's leading scorer in SEC games ... in conf games, ranks #3 assists, #2 Assist/Turnover ratio
- scored double-figures in 8 of last 11 games ... 2x SEC FR of Week (Dec. 15 & Jan. 12)
- Huge game at Tenn.: 18 pts (8-16FG), 8 asts, 6 rebs, followed by 10 assists at Ole Miss
- Gator Holiday Classic All-Tour = team-best 18 pts in final vs NC St...last 3 gms: 13.0pts, 6.0 reb, 4.3 ast
- 14 pts, 10 rebs, 9 assists vs. UCF (Dec. 30)



23

BROOKE COPELAND

	GP	GS	Min	G	FG	3PT	FT	R/G	A/G	S	B	PPG
SEASON	16-0	6.6	.296	.273	.833	1.4	0.5	5	7	1.7		
SEC	5-0	3.2	.125	.167	.000	0.4	0.2	1	1	0.6		
CAREER	46-15	15.5	.322	.279	.711	2.5	1.0	23	28	3.8		

SO * G * 6-2 * Cleveland, Tenn./Bradley Central H.S.

- 3 total pts in last 7 games combined ... Played one minute vs. Georgia (Jan. 14) and drew a charge
- Huge 3-pointer at Tennessee from top of arc capped 7-0 run & gave UF lead w/ 1:39 left in 3Q
- converted 6 three-pointers, most recently at Tennessee (Jan. 7)
- played just 4 minutes at South Alabama (Dec. 1), but drew a defensive charge!
- has come off bench in every game this year; started final 14 games of 2014-15 season



24


TYSHARA FLEMING

Name pronounced: tie-SHEER-uh

	GP	GS	Min	G	FG	3PT	FT	R/G	A/G	S	B	PPG
SEASON	18-1	13.6	.561	.000	.426	4.9	0.4	20	34	6.2		
SEC	5-1	15.2	.611	.000	.429	4.8	0.2	6	13	5.6		
CAREER	18-1	13.6	.561	.000	.426	4.9	0.4	20	34	6.2		

JR * C * 6-4 * Virginia Beach, Va./Salem HS/ NW Fla. State College

- earned 1st start in game vs. LSU (Jan. 17) ... third-leading rebounder behind Williams & Lorenzen
- team-best 34 blocks (#2 in SEC games/ Tied-#2 in SEC all gms)... career-best 9 reb v. UCF (Dec. 30)
- Career-best 20 points (8-13 FG) in win vs. Saint Francis (Dec. 20)
- vs Savannah State (Nov. 24) - 11 pts (5-7 FG), 8 rebs in 9 minutes
- exciting Gator debut - 8 points, 5 blocks, 6 rebounds, 2 steals and 2 assists in 18 mins at Temple




32

CARLA BATCHELOR

	GP	GS	Min	G	FG	3PT	FT	R/G	A/G	S	B	PPG
SEASON	18-2	14.5	.414	.286	.594	3.7	0.6	8	4	4.6		
SEC	5-0	11.8	.438	.333	.556	3.0	0.2	1	0	4.0		
CAREER	47-2	10.1	.423	.290	.654	2.3	0.3	19	6	3.1		

SR * G * 5-10 * Germantown, Md./Northwest H.S./NW Fla. St. College

- started both games Gator Holiday Classic = 9.5 pts, 5.5 rebs, 66.7FG% (8-12)
- in first Gator start (vs. Saint Francis, Dec. 20), recorded career-best: 12 points (5-8FG), 8 rebounds
- solid bench minutes in Omni Classic title game at Colorado (Nov. 28): 5 rebounds, 4 on offensive end
- gritty performance in upset vs FSU Nov 16 = 5 pts, 6 rebs in 13 minutes
- teammates at NWFSC with current Gators Ty Fleming & Simone Westbrook ... Has 15 siblings



44

HALEY LORENZEN

	GP	GS	Min	G	FG	3PT	FT	R/G	A/G	S	B	PPG
SEASON	18-17	22.3	.504	.000	.618	6.1	0.6	13	16	9.8		
SEC	5-4	23.8	.414	.000	.545	6.8	1.0	1	4	7.2		
CAREER	47-38	21.8	.492	.000	.615	4.8	0.6	34	46	8.1		

SO * F * 6-3 * Iowa City, Iowa/Iowa City H.S.

- Only Gator who has scored in every game this year
- UF's #3 scorer & #2 rebounder & 2nd for blocked shots (16) ... 9 pts, 9 rebs at Ole Miss (Jan. 10)
- MVP of Omi Hotels Classic (at Colorado) - totaled 26 points (12-17), 16 rebounds, 4 steals
- 53 of 110 rebounds are offensive ... voted to 2015 SEC All-Fresh ... scored in every game played
- Mom All-Am in field hockey & dad hoops at U of Iowa; Stepmom, Barb Franke, hoops star at U-Wis

Game Day Matchup

Alabama's Probable "Starting 5"

Pos	#	Name	HT	YR	PPG	RPG
F	13	Nikki Hegstetter	6-1	SR	8.3	7.5
G	5	Breanna Hayden	5-8	SR	8.1	3.9
G	11	Hannah Cook	6-0	SO	13.1	6.1
G	15	Meoshonti Knight	5-8	SO	9.3	3.9
PG	22	Karyla Middlebrook	5-7	SO	9.6	3.8

Florida

Points Per Game:	82.2
Scoring Defense:	66.6
Scoring Margin:	+15.6
Rebounding Margin:	+5.7
FG%:	44.3%
3FG%:	30.0%
FT%:	67.8%

Gators Leaders

Scoring:	Williams, 10.5
Rebounding:	Williams, 7.67
Assists:	Christinaki, 3.7

Alabama

Points Per Game:	71.0
Scoring Defense:	56.4
Scoring Margin:	+14.6
Rebounding Margin:	+2.4
FG%:	41.0%
3FG%:	28.9%
FT%:	72.8%

Crimson Tide Leaders

Scoring:	Cook, 13.3
Rebounding:	Hegstetter, 7.5
Assists:	Middlebrook, 3.3

Florida vs. Alabama

55-Game Series: UF trails 26-29 (UF Home: 14-7; Away: 9-12; Neutral: 3-10)

Date	UF Rank	Opp Rank	Opponent	Result	UF	Opp	Diff	Site	Code
Mar. 10, 1976	--	--	Alabama	W	64	56	+8	N	5
Jan. 5, 1977	--	--	ALABAMA	L	72	78	-6	H	
Jan. 17, 1977	--	--	Alabama	L	76	92	-16	A	
1977-78	--	--	ALABAMA	L	56	60	-4	H	
1977-78	--	--	Alabama	L	56	73	-17	A	
1977-78	--	--	Alabama	W	80	71	+9	N	9
Jan. 22, 1979	--	--	ALABAMA	W	88	80	+8	H	
Jan. 19, 1980	--	--	Alabama	L	62	85	-23	N	13
Dec. 15, 1980	--	--	Alabama	L	66	89	-23	A	
Jan. 29, 1981	--	--	Alabama	L	54	67	-13	N	18
Feb. 14, 1981	--	--	ALABAMA	L	63	95	-32	H	
Jan. 20, 1982	--	--	Alabama	L	58	59	-1	N	13
Feb. 12, 1983	--	--	Alabama	L	56	83	-27	N	13
Mar. 3, 1983	--	--	Alabama	L	53	69	-16	N	14
Jan. 26, 1986	--	--	Alabama	L	63	82	-19	A	
Feb. 28, 1986	--	--	Alabama	L	57	71	-14	N	24
Feb. 28, 1987	--	--	Alabama	L	65	87	-22	A	
Feb. 3, 1988	--	--	ALABAMA	L	53	75	-22	H	
Jan. 14, 1989	--	--	ALABAMA	W	76	75	+1	H	
Jan. 24, 1990	--	--	Alabama	L	71	84	-13	A	
Feb. 9, 1991	--	--	ALABAMA	W-OT	93	90	+3	H	
Mar. 1, 1991	--	--	Alabama+	L	75	95	-20	N	30
Jan. 4, 1992	--	--	Alabama	W-2OT	103	101	+2	A	
Jan. 2, 1993	--	--	ALABAMA	W	81	75	+6	H	
Mar. 5, 1993	--	--	Alabama+	L	73	88	-15	N	44
Jan. 16, 1994	--	10	Alabama	W	80	75	+5	A	
Jan. 15, 1995	18	11	ALABAMA	W	97	88	+9	H	
Feb. 17, 1996	17	12	Alabama	L	54	73	-19	A	
Feb. 16, 1997	10	7	ALABAMA	L	81	86	-5	H	
Mar. 2, 1997	10	6	Alabama	W	83	72	+11	N	44
Dec. 21, 1997	15	25/23	ALABAMA	W	70	62	+8	H	
Feb. 14, 1998	8	24/23	Alabama	L	51	73	-22	A	
Feb. 28, 1998	12	20/19	Alabama	L	61	74	-13	N	66
Dec. 10, 1998	17	9/8	Alabama	W	77	71	+6	A	
Feb. 15, 1999	--	25	ALABAMA	L	73	75	-2	H	
Feb. 27, 2000	--	--	ALABAMA (DH)	W	84	60	+24	H	
Feb. 25, 2001	11	--	Alabama	W	74	62	+12	A	
Jan. 13, 2002	18	--	ALABAMA	W	83	77	+6	H	
Feb. 16, 2003	--	--	Alabama	L	65	69	-4	A	
Jan. 29, 2004	--	--	ALABAMA	W	76	69	+7	A	
Feb. 6, 2005	--	--	Alabama	L	66	77	-11	A	
Mar. 3, 2005	--	--	Alabama	L	58	62	-4	N	90
Jan. 5, 2006	--	--	ALABAMA	W	59	44	+15	H	
Feb. 18, 2007	--	--	Alabama	W	66	64	+2	A	
Jan. 13, 2008	--	--	ALABAMA	W	80	65	+15	H	
Feb. 5, 2009	11/13	--	Alabama	W	92	71	+21	A	
Jan. 21, 2010	--	--	Alabama	L	58	82	-24	A	
Feb. 28, 2010	--	--	ALABAMA	L	61	66	-5	H	
Jan. 27, 2011	--	--	ALABAMA	W	70	64	+6	H	
Feb. 13, 2011	--	--	Alabama	L	59	64	-5	A	
Jan. 19, 2012	--	--	ALABAMA	W	61	37	+24	H	
Feb. 3, 2013	--	--	ALABAMA	W	87	54	+33	H	
Feb. 24, 2013	--	--	Alabama	W	67	61	+6	A	
Jan. 30, 2014	--	--	Alabama	W	75	67	+8	H	
Feb. 26, 2015	--	--	Alabama	W	53	49	+4	A	

5 = AIAW Region III Tournament - Cleveland, Miss.

9 = Lady Bulldog Classic - Athens, Ga.

13 = at Pensacola, Fla.

14 = SEC Tournament, Knoxville, Tenn.

18 = SEC Tournament - Baton Rouge, La.

24 = SEC Tournament - Athens, Ga.

30 = SEC Tournament - Albany, Ga.

44 = SEC Tournament - Chattanooga, Tenn.

66 = SEC Tournament - Columbus, Ga.

90 = SEC Tournament - Greenville, S.C.

UF vs. Alabama: Last Meeting

Florida vs Alabama

02/26/15 6 p.m. at Tuscaloosa, Ala. (Foster Auditorium)

VISITORS: Florida 13-15, 5-10 SEC

#	Player Name	TOT-FG		3-PT		REBOUNDS		PF	TP	A	TO	BLK	S	MIN
		FG	FGA	FG	FGA	FT	FTA							
23	Copeland, Brooke.....	f	1-2	1-2	2-2	0	1	1	4	5	0	2	0	19
44	Lorenzen, Haley.....	f	3-7	0-0	2-4	2	4	6	1	8	0	2	1	25
03	Miller, January.....	g	0-3	0-0	2-2	0	3	3	2	2	0	4	0	15
04	Needles, Carlie.....	g	0-6	0-4	0-0	0	2	2	3	0	1	2	0	30
22	Lewis, Kayla.....	g	3-4	0-0	0-0	2	2	4	1	6	0	0	0	27
01	Williams, Ronni.....		4-10	0-0	2-4	2	5	7	1	10	0	1	0	26
11	Anderson, Dyandria...		1-3	0-0	0-0	1	0	1	4	2	0	0	0	29
13	Peoples, Cassie.....		7-11	0-2	4-4	0	3	3	1	18	4	4	0	36
32	Batchelor, Carla.....		0-0	0-0	2-2	0	0	0	1	2	0	1	0	3
TEAM.....						2	1	3						
Totals.....			19-46		1-8		14-18		9	21	30		19	53
TOTAL FG% 1st Half: 9-24			37.5%	2nd Half: 10-22			45.5%	Game: 41.3%		DEADB				
3-Pt. FG% 1st Half: 0-4			0.0%	2nd Half: 1-4			25.0%	Game: 12.5%		REBS				
F Throw % 1st Half: 4-4			100%	2nd Half: 10-14			71.4%	Game: 77.8%		2				

HOME TEAM: Alabama 13-17, 2-13 SEC

#	Player Name	TOT-FG		3-PT		REBOUNDS		PF	TP	A	TO	BLK	S	MIN
		FG	FGA	FG	FGA	FT	FTA							
13	Hegstetter, Nikki....	f	1-4	1-2	0-0	2	1	3	4	3	1	2	0	1
20	Williams, Ashley....	f	3-6	0-0	3-7	1	3	4	3	9	2	0	0	1
25	Hutchen, Briana....	f	0-3	0-2	0-0	0	2	2	0	4	0	1	0	15
22	Middlebrook, Karyla..	g	6-14	2-8	1-1	3	4	7	1	15	2	3	0	1
33	Rivers, Sharin.....	g	1-3	1-2	2-2	1	0	1	0	5	2	1	0	12
01	Bolton, Quanetria...		4-5	0-0	0-0	1	2	3	5	8	0	2	0	19
05	Hayden, Breanna....		1-2	1-1	0-0	0	2	2	3	2	1	0	0	23
11	Cook, Hannah.....		2-9	2-6	0-0	1	2	3	6	1	5	0	0	26
15	Knight, Meoshonti....		0-0	0-0	0-0	0	1	1	0	0	1	0	0	10
TEAM.....						3	3							
Totals.....			18-46		7-21		6-10		9	20	29		18	49
TOTAL FG% 1st Half: 8-19			42.1%	2nd Half: 10-27			37.0%	Game: 39.1%		DEADB				
3-Pt. FG% 1st Half: 5-11			45.5%	2nd Half: 2-10			20.0%	Game: 33.3%		REBS				
F Throw % 1st Half: 4-4			100%	2nd Half: 2-6			33.3%	Game: 60.0%		2				

Officials: Mark Zentz, Bill Larance, Eric Koch

Technical fouls: Florida-None, Alabama-None. Attendance: 2314

Score by Periods

1st 2nd Total

Florida..... 22 31 - 53

Alabama..... 25 24 - 49

Points in the paint-UF 28,UA 14. Points off turnovers-UF 18,UA 9.

2nd chance points-UF 8,UA 3. Fast break points-UF 8,UA 2.

Bench points-UF 32,UA 17. Score tied-6 times. Lead changed-6 times.

Last FG-UF 2nd-00:59, UA 2nd-00:07.

Largest lead-UF by 6 1st-11:04, UA by 8 2nd-15:53.

UF led for 16:02. UA led for 17:17. Game was tied for 06:37.

Game 28: Florida 53, Alabama 49

February 26, 2015 * Tuscaloosa, Alabama * Foster Auditorium

TUSCALOOSA, Ala. -- Cassie Peoples scored all of her game-high 18-points in the second half in helping Florida earn a 53-49 victory against Alabama at Foster Auditorium on Thursday evening in the final regular-season road game for the Gators.

The Florida junior scored eight points, including back-to-back three-point-plays, during a crucial 21-10 run after Alabama took a 32-24 lead with 15:53 remaining in the game.

Peoples' second three-point-play gave Florida a 45-42 lead with 4:12 left.

Alabama's Karyla Middlebrook, who scored a team-best 15 points, came back with a bucket and tied the score. The Tide then missed the front end of a one-and-one but collected the offensive board. The Gators weren't able to corral the miss board but after another Alabama field goal went awry, Ronni Williams skied for the rebound and the Gators capitalized when Peoples sank the first of two impressive drives that resulted in layups within a 36-second span.

Alabama scored twice more and fouled the Gators immediately after both makes. Florida stepped up to the line and Williams converted both of her one-and-one tries with 14.8 seconds on the clock and Peoples capped the game's scoring with two at the line with 3.6 ticks on the clock.

The victory marked UF's fourth SEC road win of the season and the became the first Gator squad to win as many away from the O'Connell Center since the 2005-06 Florida team won as many.

Alabama closed the first half on a 10-2 run and extended it into the second half where the Tide scored six straight points after Peoples scored the first points of the period and took a 32-24 lead.

Brooke Copeland ended Florida's three-point shooting drought that extended back to the February 19 game against Vanderbilt and started a 7-2 swing for the Gators, who closed within three points, 34-31, with 12:58 remaining.

The teams traded scorers for the next two minutes and with Alabaman holding a 39-33 lead, Ronni Williams sparked a run of six consecutive points for the Gators, who got two free throws from January Miller and a bucket from Peoples.

After a bucket from Alabama, Peoples produced a pair of consecutive three-point-plays and put Florida in the lead for good.

Florida led by as many as six points twice during the first half and Alabama always answered with a bucket that kept the Gators close.

After Carla Batchelor converted a pair of free throws with 5:44 remaining in the first half, Alabama drilled a 3-pointer 13 seconds later and ended the period on a 10-2 run to take a 25-22 halftime lead.

Williams also recorded a double-figure scoring effort, netting 10 points with a game-high-tying seven rebounds.

Home Away from Home?

- This was UF's fourth road win of the SEC season.
- Four of the Gator's five SEC wins this year have come away from the O'Connell Center.
- The 2005-06 Florida squad was the last to earn four or more conference road wins in a season.

Quick Quotes from UF Head Coach Amanda Butler:

"This was a fantastic SEC battle. This league is so grueling and this is one of the tougher places to play in our league and we take a lot of pride to be able to come in here and do this tonight. It was a group effort. We had a fantastic effort from Cassie Peoples down the stretch and that was real important for us. There's not one thing or one reason why we were able to win. It was a collection. We made sure we were pushing the ball in the right direction and at

meet



freshman Eleanna Christinaki

(pronounced: I-ee-ON-uh chris-tin-OCK-ee)

6-0 * Guard * Athens, Greece

Where she ranks among all SEC freshmen in league games:

- No. 1 **Scoring**
- No. 1 **Assists**
(No. 3 among ALL players)
- No. 1 **Assist/Turnover Ratio**
(No. 2 among ALL players)

Where she ranks among the Gators in SEC games:

- No. 1 **Scoring**
- No. 1 **Assists**
- No. 1 **Assist/Turnover Ratio**
- No. 4 **Rebounding**
- No. 2 **Free Throw Pct.**
- T-No. 1 **Minutes Played**

* Started EVERY SEC Game

Christinaki in SEC Games

Opponent	Pts-Reb-Ast	Worth Noting
#8 MISSISSIPPI STATE	7-4-2	3 offensive rebounds
at #12/11 Tennessee	18-6-8	game's leading scorer
at Ole Miss	4-1-10	10 assists, 3 turnovers
GEORGIA	11-5-2	just 1 turnover
LSU	15-2-2	game's leading scorer

in Notable Non-Conference Games:

Opponent	Pts-Reb-Ast	Worth Noting
#6/7 Florida State	13-3-7	just 4 turnovers, 4 steals
at Wisconsin	21-5-2	game's leading scorer
NC State	18-4-2	game's leading scorer + 3 steals
vs. UCF	14-10-9	just missed triple-double

Also of Note:

- 10 double-figure scoring games (tied for team lead)
- UF's leading scorer in **FIVE** games (most on team)
- UF's assists leader in **10 games** (most on team - and is NOT a point guard)
- TWO-time SEC Freshman of the Week
- Wears the same jersey number as former Gator legend **DeLisha Milton-Jones**

2015-16 Gator Women's Basketball

Game Day Story Lines

- Florida plays host to Alabama on Thursday when the Gators wrap up a three-game home stand at the O'Connell Center.
- Thursday's tip-off from Stephen C. O'Connell Center is set for 7 p.m. ET.
- While there will not be television coverage of the game, live streaming video will be provided by SEC Network +, with Adam Schick and Brittany Davis calling the action.

A Quick Look at our Week

- Entering this week's action, Florida sports a 15-3 overall record, tied for the third-best 18-game start in program history, trailing only the 16-2 record posted by the 2008-09 and the 2000-01 clubs.
- The Gators have a split location week of competition, first playing host to Alabama on Thursday, before traveling to face Missouri in Columbia on Sunday.
- Florida trails in the all-time series versus both of this week's foes, with the Tide holding the 29-26 edge against the Gators and the Tigers capturing all four contests.

Preseason Picks

- Florida was voted by the league's coaches and media to finish 12th in the 14-team league.
- Alabama was selected 14th by the coaches and by the media.

Go Figure

- Alabama is 2-3 in SEC games entering Thursday's outing versus the Gators.
- Each of the Tide's three losses have come against teams UF has yet to play.
- Alabama's two wins are against the two teams Florida faced in its last two games.
- Alabama cruised to win against LSU (62-45) and Georgia (64-50) in its most recent outing on Sunday in Tuscaloosa.
- Florida lost to Georgia, 71-61, in Gainesville and defeated LSU, 53-45, on Sunday.

The Series vs. Alabama

- 55-Series: UF trails 29-26
- UF Home: 14-7; Away: 9-12; Neutral: 3-10
- The 55-game series is the third longest for UF against any opponent, trailing only the games played against Florida State (72) and Georgia (67).
- Florida sports a five-game win streak against Alabama, with each of the last three meetings decided by eight points or less.

- Six of the last eight games in the series have been single-digit affairs.

Good to Be Back!

- Florida was ranked No. 20 in the January 11, 2016 Associated Press national poll.
- This was the team's first top-25 ranking since being No. 22 in the final poll of the 2008-09 season.
- After splitting results last week with a loss to Georgia and win against LSU, Florida fell to No. 22 in the AP poll and No. 23 in the coaches poll.

Gators as a Ranked Team

- UF is 152-78 all-time (1-1 this year) playing as a ranked team, including an 81-20 record (1-1 this year) when playing at home.
- Prior to this season, the last game UF played as a ranked team: March 24, 2009 at No. 1 Connecticut (L, 87-59) in the second round of the NCAA Tournament.
- PRIOR to this season, the last time UF played a HOME game as a ranked team: Feb. 22, 2009 - No. 15 Gators vs. South Carolina (W, 82-66)

A Gator Win on Thursday would ...

- Tie for the third-best 19-game start in program history, trailing only the 17-2 record of the 2008-09 and the 2000-01 clubs.
- Be UF's sixth straight victory against Alabama.
- Improve UF's overall home record to 9-2 this season.

Well Deserved Honors

- When the SEC's weekly awards were announced on January 12, Florida's **Carlie Needles** and **Eleanna Christinaki** were honored as the SEC Player and Freshman of the Week, respectively.
- It marked the first time that one school swept both awards since December 3, 2013.
- The individual honor is the first for Needles.
- This was the second time this year Christinaki has been recognized as the league's rookie of the week.

What's Next?

- The Gators embark on a two-game road swing, with the first stop in Columbia, Missouri, where Florida plays No. 23 Missouri on Sunday at 2 p.m. ET. The game will be televised live by SEC Network, with Jenn Hildreth and Gator legend DeLisha Milton-Jones calling the action.

Numbers of Note

<<< POINTS >>>

- 7 points shy is **Ronni Williams (743)** of her 750th career point
- 13 points shy is **Carlie Needles (787)** of her 800th career point
- 18 points shy is **Haley Lorenzen (382)** of her 400th career point
- 19 points shy is **January Miller (861)** of her 900th career point

<<< THREE-POINTERS >>>

- 7 three-pointers shy is **Carlie Needles (187)** of her 194th career trey that would move her into at tie for fourth place in UF history; currently No. 4 is **Jordan Jones (2009-12)**

<<< REBOUNDS >>>

- 3 rebounds shy is **Ronni Williams (472)** of her 475th career rebound
- 11 rebounds shy is **Tyshara Fleming (89)** of her 100th career rebound
- 11 rebounds shy is **Carlie Needles (289)** of her 300th career rebound
- 13 rebounds shy is **January Miller (312)** of her 325th career rebound

<<< ASSISTS >>>

- 6 assists shy is **Dyandria Anderson (44)** of her 50th career assist
- 8 assists shy is **Cassie Peoples (292)** of her 300th career assist
- 14 assists shy is **Carlie Needles (186)** of her 200th career assist

<<< STEALS >>>

- 3 steals shy is **Simone Westbrook (47)** of her 50th career steal

<<< BLOCKS >>>

- 2 blocks shy is **Ronni Williams (78)** of her 80th career block
- 4 blocks shy is **Haley Lorenzen (46)** of her 50th career block

<<< STREAKS & STUFF >>>

- 116 games played by **Carlie Needles** in her career
- 118 games played by **January Miller** in her career
- 21 points scored by **Ronni Williams** vs. Florida State (Nov. 16), **Haley Lorenzen** vs. Ball State (Nov. 27) and by **Eleanna Christinaki** at Wisconsin (Dec. 10), is the most by a Gator in a game this year
- 14 straight made free throws by **Dyandria Anderson** - who has yet to miss from the line this season!
- 12 straight made free throws by **Cassie Peoples** - who is 2 makes shy of tying her season-long (14; 19 is career)
- 21 consecutive games with a 3-pointer (went 0-8 at Texas A&M, Feb. 22 2015 and snapped a 156-game streak dated back to November 2010)
- 46 consecutive games scored in by **Haley Lorenzen** (active team-best streak)
- 16 consecutive games STARTED by **Eleanna Christinaki** (active team-best streak)

Additional Hoopla for Thursday's Game

- Presenting Sponsor: **KISS 105.3**
- Go Gators Car Magnets:** The first 500 fans in attendance will receive a #GoGators car magnet!
- \$1 Thursdays:** Thursday night \$1 promotion, all general admission tickets are \$1
- We Back Pat:** Raising awareness for Alzheimer's disease through messaging, videos and team engagement during 2016 We Back Pat Week - Asking fans to wear purple in support

Record Through First 18 Games, All Time

Season	Record	thru 19 Gms	3rd/4th loss
2008-09	16-2	17-2	22-3
2000-01	16-2	17-2	20-3
2015-16	15-3	TBA	TBA
1995-96	15-3	15-4	16-5
2005-06	15-3	16-3	16-3
1994-95	15-3	16-3	16-4
1984-85	14-4	15-4	14-4

UF's Longest Series Histories

School	Games Played	Overall W	L
1 Florida State	72	42	30
2 Georgia	67	15	52
3 Alabama	55	26	29
4 Vanderbilt	54	21	33
5 Auburn	53	20	33
6 Tennessee	52	4	48

2015-16 Gator Women's Basketball

Associated Press Poll

Week 11: January 18, 2016

1	Connecticut (32)	800
2	South Carolina	766
3	Notre Dame	738
4	Baylor	700
5	Maryland	655
6	Texas	653
7	Ohio State	568
8	Arizona State	558
9	Kentucky	548
10	Mississippi State	530
11	Oregon State	493
12	Stanford	411
13	Texas A&M	399
14	Florida State	397
15	South Florida	326
16	Miami (FL)	267
17	Louisville	254
18	Tennessee	235
19	Oklahoma	191
20	UCLA	160
21	Michigan State	151
22	Florida	104
23	Missouri	103
24	DePaul	82
25	West Virginia	54

Others receiving votes: Purdue 47, Northwestern 46, Washington 42, Duke 32, Syracuse 20, Green Bay 19, George Washington 11, UTEP 7, Iowa 6, Oklahoma State 5, California 5, **Arkansas 4**, Colorado State 3, St Bonaventure 3, San Diego 3, BYU 2, Villanova 1, USC 1

WBCA/USA Today Coaches' Poll

Week 11: January 19, 2016

1	Connecticut (32)	800
2	South Carolina	768
3	Notre Dame	735
4	Baylor	696
5	Maryland	656
6	Texas	653
7	Ohio State	565
8	Oregon State	558
9	Kentucky	523
10	Mississippi State	511
11	Arizona State	491
12	Texas A&M	440
13	Florida State	397
14	Stanford	379
15	South Florida	344
16	Miami (FL)	318
17	Louisville	246
18	Michigan State	186
19	Oklahoma	173
20	Northwestern	136
21	DePaul	130
22	Tennessee	127
23	Florida	98
24	Syracuse	87
25	UCLA	72

Others receiving votes: Duke 55, Green Bay 41, **Missouri 39**, George Washington 27, Duquesne 23, Seton Hall 21, St John's 15, **North Carolina State 14**, Washington 13, Iowa 10, West Virginia 9, BYU 9, Oklahoma State 7, Villanova 7, Virginia Tech 7, Virginia 4, Princeton 4, **Georgia 2**, Western Kentucky 2, Florida Gulf Coast 1, Tulane 1

Florida Week-by-Week in the 2015-16 National Polls

Week	WBCA/USA Today	
	AP	Coaches
Preseason	nr (6/9)	nr (6/8)
Nov. 16	nr (6/8)	RV (6/8)
Nov. 23	RV (6/8)	nr (6/8)
Nov. 30	RV (6/8)	RV (6/8)
Dec. 7	RV (6/8)	RV (6/9)
Dec. 14	RV (6/8)	RV (6/9)
Dec. 21	RV (7/8)	RV (7/9)
Dec. 28	RV (7/8)	RV (6/9)
Jan. 4	RV (7/8)	RV (6/9)
Jan. 11	20 (7/7)	21 (6/9)
Jan. 18	22 (7/8)	23 (6/9)

(opponents in Top-25/total receiving votes)

BOLDFACE indicates 2015-16 opponent

Florida in the National Rankings

- All-time weeks in AP poll: **134**
- Highest AP ranking: 5th, Nov. 24, 1997
- Highest Coaches' ranking: 5th, 11/25/1997
- First AP ranking: 19th, Dec. 26, 1983
- Last AP rank (prior to this season): 22nd, final 2008-09 poll
- Last Coaches' rank: 23rd, final 2008-09 poll

- Florida continues the road trip in Fayetteville, Arkansas, where the Gators and red-hot Razorbacks square off on Thursday, January 28 at 8 p.m. ET.

Looking Back: Florida defeated LSU, 53-45 Sunday, January 17

- Propelled by a 7-of-12 shooting, 20-point scoring effort in the fourth quarter, No. 20 Florida defeated LSU, 53-45.
- Led by **Eleanna Christinaki's** 11 second-half points, Florida took control of the game in the fourth quarter, outscoring the Tigers, 20-7, and knocking down 58.3 percent of their shots in the final 10 minutes of action.
- Florida's 53 points, 19 field goals, 38 field goal attempts and 32 rebounds were all season lows. Nevertheless, they all came in winning effort.
- Christinaki finished with a game-high 15 points, while **Ronni Williams** finished with 11 points and nine rebounds. **Haley Lorenzen** added six points and six boards, while **Carlie Needles** chipped in seven points.
- How It Happened**
- The first three quarters consisted entirely of back-and-forth basketball, resulting in six lead changes. Neither team led by more than five points until the fourth quarter.
- With LSU leading 40-33 at the 8:45 mark of the fourth quarter, Lorenzen's layup

Williams is Working!

Year-by-Year improvements by **Ronni Williams**:

Year	Scoring	Rebounding	FT%	FG%
Freshman	8.1	5.5	55.2%	49.6%
Sophomore	10.3*	5.5	66.7%	42.4%
Junior	10.5*	7.7*	69.6%	53.3%

*team leader

sparked what would eventually be an 11-1 run.

- After a Tigers free throw pushed the lead back to six points, Williams hit a layup, cutting the deficit to four points. She then collected a crucial offensive rebound and made a put-back layup to make it a two-point game with 5:26 remaining in regulation.
- Another offensive rebound from Williams set up a three-pointer for Christinaki, giving the Gators a 42-41 lead with 4:38 remaining and they would not relinquish the rest of the way. Christinaki capped the run with a steal and a layup at the 4:01 mark.
- Florida went on to make five free throws in the closing 32 seconds of regulation to seal the win.
- News and Numbers of Note:**
- The Gator win improved the team's overall record to 15-3, tied for the third-best 18-game start in program history, trailing only the 16-2 record posted by the 2008-09 and the 2000-01 clubs.
- Surprisingly, this was Florida's first home victory of the 2016 calendar year and its first SEC home win of the year.
- The win was UF's first as a ranked team since the Gators defeated Temple, 70-57, in the first round of the 2009 NCAA Tournament in Storrs, Conn.
- It was only the 10th time in program history that the Gators won a game in which they scored fewer than 55 points
- It marked just the eighth time since the start of the 2010-11 season the Gators and their opponent combined for less than 100 points in a game.
- Florida's 38 field goal attempts were its

- second-lowest total in program history
- UF has posted 10-plus steals in all but two games (at South Alabama; vs. Arkansas State) this season
- This was the first time this season a Gator opponent failed to convert a three-point attempt
- UF shot a season-low 42.3 percent (11-26) from the free throw line

Gator Watch

- Ronni Williams**, a preseason Second Team All-SEC performer, is UF's leading scorer (10.5 ppg) and rebounder (7.7 pg).
- In SEC games, Williams is averaging a double-double: 10.2 points and 10.4 rebounds per game.
- Williams ranks No. 3 in the SEC for rebounding in league games
- She has recorded six double-doubles this season (11 in career), including three straight during early November
- She became the first Gator to record three consecutive double-doubles since **Jennifer George** posted four in a row from Dec. 4-20, 2012.

Threading the Needles

- Through **five** SEC games, senior **Carlie Needles** is UF's second-leading scorer in league contests at 10.4 points per game
- In SEC games:
 - >> 10-of-27 three-pointers (37.0%)
 - >> 48.7% FG (19-39)
 - >> 8 assists and 8 steals

2015-16 Gator Women's Basketball

Carlie for '3'

- Redshirt senior **Carlie Needles** scored in doubles-figures in three consecutive games to start the SEC season: No. 8 Mississippi State (17 points), No. 12/11 Tennessee (15 points) and at Ole Miss (11 pts).
- This was the second three-game double-figure scoring game of her career.
- The other run came during her sophomore year (2013-14) against Troy (11 pts), Saint Francis (12) and Tennessee State (10 pts).

Rookie Review

- Eleanna Christinaki** is the only true freshman on the Gator squad and has made quite an impact!
- She has been in the starting lineup since the third game of the season.
- Has scored in double-figures in 8 of the last 11 games (entering Alabama)
- Has **10 double-figure scoring games** - tied for the most on the team
- Is UF's **assists leader**
- Has been UF's leading game **scorer five times**
- Has been UF's leading **rebounder twice**
- Has been UF's **assists leader in a team-best nine games**
- TWICE named the **SEC Freshman of the Week** (Dec. 8-14 and Jan. 5-11)
- Just missed a **triple-double** vs. UCF (Dec. 30) - 14 points, 10 rebounds, 9 assists
- at Tennessee (in first SEC road game): game-high 18 points, game-high 8 assists with 6 rebounds
- Completed a **'career triple-double'** with 10 assists at Ole Miss (Jan. 10) ... had 10 rebounds vs. UCF (Dec. 30) and first double-digit scoring game was 13 points vs. Florida State (Nov. 16)

BACK in Action

- Prior to the January 3 game against Mississippi State, **Carlie Needles** had started 25 consecutive games, as well as in 47 straight games she had played.
- She did not start vs. Mississippi State due to a back injury in the prior game, but played a team-high 28 minutes and responded with season and team-high 17 points.
- Needles did return to the starting line on January 7 at Tennessee and scored 15 points - all off three-pointers.

Lovin' Lorenzen

- It's been everything EXCEPT a "sophomore slump" for **Haley Lorenzen**
- UF's fourth-leading scorer and second-leading rebounder
- this year has been UF's leading scorer in 3 games (tied for the most on the team)
- has been UF's leading rebounder in a game three times (second-most on the team)
- Scored in a team-leading **46 consecutive games**
- Six double-figure scoring games -(tied for fourth-most on the team)
- Earned MVP honors at the Omni Hotels Classic, Nov. 27-28 in Colorado, where she compiled 26 points (12-17), 16 rebounds, 4 steals

Quick Study

- During the days leading up to UF's SEC opener against Mississippi State, sophomore **Haley Lorenzen** sat down with assistant coach **Shimmy Gray-Miller** (who oversees the post players development with assistant coach **Murriel Page**).
- The two watched game clips following the morning shoot around, with Gray-Miller's complete emphasis on offensive rebounding.
- Lorenzen took the extra study session to heart.
- The result was a career-high-tying **seven offensive rebounds** against the taller, No. 8-ranked Bulldogs.

STOP! THIEF! Wait - no, don't stop!

- Junior newcomer **Simone Westbrook** is a huge reason why the **Gators lead the SEC in steals** (all games & SEC games) this season.
- The crafty guard leads the team in thefts and **ranks No. 2 in the league** (all games) for steals!
- Westbrook has had at least one steal in every game except one (vs. Arkansas State).
- She's had a career-high six steals in four games this year.
- UF has posted 10-plus steals in all but two games this season.
- UF has at least 10 steals in each of the last 10 games (entering Alabama game)

And then there was 1

- Sophomore **Haley Lorenzen** is the only Gator who has scored in every game this season.
- Junior **Ronni Williams** has scored in every game she has played, however, she missed the December 20 contest against Saint Francis because she was resting after having her wisdom teeth extracted.
- Senior **January Miller** was one the list with Lorenzen until she was held scoreless against LSU (Jan. 17). Miller sported a 30-game win streak prior to that game.

20-20 Vision

- Last year not one Gator scored 20 points in a single game (yes, that is correct).
- Through the first 11 games this season, FIVE different Gators scored at least 20 points:
- Ronni Williams** (21 vs. Florida State), **Eleanna Christinaki** (21 at Wisconsin), **Haley Lorenzen** (20 vs. Ball State), **Cassie Peoples** (20 at Wisconsin) and **Tyshara Fleming** (20 vs. Saint Francis).

Florida's DEPTH at a Glance!

On the 13-player roster...

- 10 Gators average at least 13 minutes of playing time per game
- 9 Gators average at least 6.0 points per game
- 11 Gators have made at least one three-pointer (Fleming and Lorenzen have never attempted a three-pointer).
- 11 have started at least one game during their respective Gator careers (Dimaite and Young have not), while 10 of the 13 have started at least once this season.
- 7 have been UF's leading scorer in a game
- 7 have been UF's leading rebounder in a

Where We Rank NATIONALLY

UF rankings in the Top-25

(thru games played January 18)

No. 3	Steals per game
No. 4	Steals
No. 7	Rebounds per Game
No. 6	Free Throws Made
No. 7	Scoring Offense
No. 3	Free Throw Attempts
No. 4	Turnovers forced
No. 7	Rebounds
No. 7	Offensive Rebounds per game
No. 20	Blocked Shots
No. 20	Scoring Margin

NCAA RPI - 38 (as of January 19)

Where We Rank in the SEC

UF rankings in the Top-5

(entering games scheduled for January 21)

Category	All Games	SEC Games
Scoring Offense.....	1	4
Scoring Margin.....	4	-
Steals.....	1	1
Rebounding Offense.....	1	2
FG Percentage.....	5	4
FG Pct. Defense.....	-	3
Blocked Shots.....	3	4
Offensive Rebound Pct.....	2	4
Offensive Rebounds.....	3	3
Assists.....	5	2
Defensive Rebounds.....	4	1
3-Point FG Defense.....	4	-

	All	SEC
Dyandria Anderson		
Steals.....	T13	-
Eleanna Christinaki		
Scoring.....	29	T16
Assists.....	9	3
Assist/Turnover Ratio	13	2
Tyshara Fleming		
Blocked Shots.....	3	2
Haley Lorenzen		
Scoring.....	-	
Rebounding.....	T19	T16
Offensive Rebounds...	T12	T8
Blocked Shots.....	-	-
Carlie Needles		
Scoring.....	-	T20
3-PT FG Made.....	-	5
3-PT FG Pct.	-	4
Cassie Peoples		
Scoring.....	30	-
3-PT FG Made.....	-	T13
Simone Westbrook		
Steals.....	2	
Ronni Williams		
Scoring.....	25	T25
Rebounding.....	10	3
Defensive Rebounds ..	T5	2
Blocked Shots.....	-	T14
Offensive Rebounds ...	-	11

game this season

Balance, too!

- UF ranks No. 7 in the nation in scoring offense (82.2 ppg), however, the team's leading scorer - **Ronni Williams** - averages just 10.5 points per game, freshman **Eleanna Christinaki** averages 10.3 per game - while senior **Cassie Peoples** and sophomore **Haley Lorenzen** and are close behind at 10.2 and 9.8 per game, respectively.

2015-16 Gator Women's Basketball

Sharp-Shooting Career

- **Carlie Needles** is **187-556 (33.6%)** in her career from the three-point arc.
- Entering today's game, she is No. 5 all-time in UF history
- She passed **Steffi Sorensen** (2008-10) for fifth in UF history during the Nov. 24 win against Savannah State.
- Next on UF's chart: 194 by **Jordan Jones** (2009-12).
- Needles is the **SEC's leading active career three-point shooter** for makes just in front of Tiaria Griffin of Georgia

Quarterly Report

- Florida has outscored its opponent in **14 of 18 third quarters** this season (Temple, Ole Miss, Georgia and LSU are the only teams to outscore the Gators in the third)
- The Gators have won the **fourth quarter** in **15 of 18 games** (did not against N.C. State, UCF and Ole Miss)

Walk it Off

- **Cassie Peoples** earned her Bachelor's degree in Telecommunications Media and Society following the 2015 Summer session, however, she didn't get the chance to 'walk' with her peers when they received their diploma.
- Peoples walked during the December 19 graduation ceremony held in the O'Connell Center - the day before she embarked on becoming the MVP of the Gator Holiday Classic for the second time in her career (she also was named MVP of UF's home event in 2013).

First Degree

- **Three** Gators have already received their respective Bachelor's degrees:
- **Viktorija Dimaite** - Anthropology and Criminology (dual major) (Spring '15)
- **Carlie Needles** - Telecommunications: Media and Society (Spring '15)
- **Cassie Peoples** - Telecommunications Media and Society (Summer '15)

Gripping Gators

- Florida is **6-3 this year** in games decided by **10 points or less**
- 2015-16 games: Temple, Florida State, Ball State, Arkansas State, NC State, Mississippi State, Tennessee, Georgia and LSU
- 14 of UF's 30 games last year were **decided by 10 points or less**. The Gators were **5-9** in those games.
- 17 of Florida's games in 2013-14 were decided by 10 points or less (10-7 record).
- Last year, 10 of the Gators' 16 **SEC games**

were decided by **eight points or less** (2-6 this year)

Florida vs. Ranked Teams

- UF is 2-1 this year against ranked teams.
- > Defeated No. 6/7 Florida State, 82-72
- > Lost to No. 8 Mississippi State, 76-70
- > Defeated No. 12/11 Tennessee, 74-66
- **LAST YEAR:** The Gators were **1-5 vs. ranked teams** during the 2014-15 season.
- **Three of the six** games were decided by eight points or less.
- UF was 3-6 during the 2013-14 season vs. ranked opponents
- The highest-ranked team the Gators have ever defeated was No. 2/3 LSU, back on Feb. 16, 2006, when UF stunned the eventual Final Four Tigers, 79-78 in overtime inside the O'Connell Center under Carolyn Peck's direction.
- The highest-ranked team the Gators have defeated under **Amanda Butler** was No. 6 - TWICE! Florida State, 82-72, in Gainesville on Nov. 16, 2015 and Kentucky, 83-73, in Lexington on Jan. 5, 2014

UF's Upset Victories vs. Higher-Ranked Opponents (using AP Poll ranking at game time)

- 54 All-Time Upset Wins (1 this year)
- 28 upset wins at home (1 this year)
- 18 upset wins on away courts
- 8 upset wins on neutral site courts
- 34 upset wins when UF was not ranked, including 15 under Coach Butler (2 this year)

Twice the Fun

- In this year's 16-game SEC schedule, the Gators will play Auburn, Georgia and LSU twice.

What a Difference a Year Makes!

- It took the Gators 16 games this season to record their 14th victory this season and surpass last year's entire 13-win total.
- UF's win at Ole Miss on January 10 was the team's 14th victory of the year.

What a Run!

- After a season-opening loss at Temple, Florida won its next 12 games, a run that tied for the second-longest in program history.
- The streak began with an 82-72 win against No. 6/7 Florida State on November 16 and ended with a 76-70 loss to No. 8 Mississippi State on January 3, 2016.
- The Gator's 12-1 record tied for the fourth-best 13-game record in program history.
- The Gators earned victories in four different

Carlie's Career Climb

UF's Career Leaders for THREE-POINT FG MADE



#1
246
Talatha Bingham, 1995-99



#2
230
Brandi McCain, 1998-02



#3
212
Sha Brooks, 2005-09



#4
194
Jordan Jones, 2009-12



#5
187
Carlie Needles, 2012-pres



T-#6
161
Steffi Sorensen, 2008-10



January's Jaunt to 1,000

Senior **January Miller** has more **career points** than any active Gator.

861 career points

All-Time Series Records vs. SEC Opponents (includes all meetings)

Opponent	Overall W/L	Under Butler	Home W/L	Away W/L	Neutral W/L	Series Streak	Last Meeting
Alabama	26-29	8-3	15-7	8-12	3-10	Won 5	W, 53-49, 2/26/15 (A)
Arkansas	24-9	10-3	11-3	9-5	4-1	Won 1	W: 72-58, 1/25/15 (H)
Auburn	20-33	7-4	10-10	6-14	4-9	Lost 1	L: 49-71, 3/4/15 (N)
Georgia	15-52	5-12	10-23	5-27	0-2	Lost 2	L: 61-71, 1/14/16 (H)
Kentucky	24-27	3-9	12-9	9-14	3-4	Lost 2	L: 56-62, 1/15/15 (A)
LSU	13-26	4-6	8-12	4-13	1-1	Won 1	W: 53-45, 1/17/16 (H)
Mississippi	20-15	7-3	8-9	12-5	0-1	Won 1	W: 85-65, 1/10/16 (A)
Mississippi St.	25-20	9-3	13-7	8-12	4-1	Lost 2	L: 70-76 (1/3/16)
Missouri	0-4	0-4	0-2	0-2	0-0	Lost 4	L: 68-52, 1/29/04 (H)
South Carolina	20-14	6-7	8-8	10-6	2-0	Lost 6	L: 77-42, 1/19/15 (H)
Tennessee	3-48	2-13	2-19	2-20	0-9	Won 1	W, 74-66 1/7/16 (A)
Texas A&M	0-4	0-3	0-1	0-3	0-0	Lost 4	L: 46-66, 2/22/15 (A)
Vanderbilt	21-33	3-8	10-13	8-17	3-4	Lost 1	L-OT, 75-76, 2/19/15 (H)
OVERALL	212-313	63-76	106-122	82-149	24-42	Won 1	

states during the streak: Florida, Colorado, Alabama and Wisconsin.

Dandy December

- The Gators closed out their December schedule with a 7-0 record.
- This is the fifth time in program history the Gators were perfect during the month of December.
- Other Undefeated Decembers include:
 - 1983-84 (7-0)
 - 1989-90 (6-0)
 - 2005-06 (7-0)
 - 2013-14 (5-0)

See you Again Soon!

- The Jacksonville Veterans Memorial Arena will play host to the 2016 SEC Tournament, March 2-6.
- It is the first time the SEC's postseason tournament will be contested in the state of Florida.
- UF and Mississippi State got a quick preview of the arena on December 30, when the teams represented the league in the SEC-AAC Challenge, with the Gators defeating UCF and the Bulldogs downing South Florida.

2013 & 2015 GHC was for the Peoples

- Florida's **Cassie Peoples** was named the MVP of the 2013 AND the 2015 Gator Holiday Classic.
- In the 2013 event, she scored a career-high 24 points on 10-of-14 shooting in the championship game win against FIU.
- In the 2015 Classic, Peoples averaged a team-best 14.0 points, while hitting 45 percent (9-20) of her shots from the floor, with five assists and seven steals.

Every Day of the Week

- Florida's win against UCF on December 30 was the team's first game played on a Wednesday this season.
- That victory provided the last one needed to earn a win on each day of the week this year!

Alma Mater/SEC Coaching Pride

- Seven of the 14 SEC head coaches have a college degree from an SEC school, however, Florida's **Amanda Butler** and Tennessee's **Holly Warlick** are the only two SEC head coaches currently at the helm of the program of which they once played.
- Arkansas' Jimmy Dykes has returned to coach his alma mater, but naturally didn't play for the women's hoops team.
- Georgia's Joni Taylor played college ball at Alabama.
- Kentucky's Matthew Mitchell is a graduate of Mississippi State.
- LSU's Nikki Fargas starred at Tennessee.
- Mississippi State's Vic Schaefer is a Texas A&M graduate.

FSU Win Aftermath - People Noticed

- The Gators defeated No. 6/7 Florida State, 82-72, on Monday, Nov. 16.
- Florida's win was impressive enough that the voters of the WBCA-USA Today Coaches' Poll took notice and gave the Gators 20 votes the following day (Nov. 17 poll) - **ranking them unofficially at No. 33 in the country.**
- It was the first time UF has received votes in the COACHES poll since Feb. 16, 2014. The Gators lost consecutive games (vs. Missouri and at South Carolina) and lost their votes.
- This was the first time UF has received votes in either major national poll since earning votes in the Associated Press Poll on Feb. 23, 2014.

7 Days, 3,902 Miles, 3 States, 4 Games, 4 Wins

- The most hectic TRAVEL portion of UF's schedule in finally in its rear-view mirror!
- The run began when Florida played host to Savannah State on Tuesday, November 24.
- A little more than 12 hours after defeating the Tigers, 99-34, the Gators bussed 120 miles to the Orlando International Airport and flew 1,481 miles to Colorado to compete in Omni Hotels Classic, Nov. 27 and 28 against Ball State and Colorado.
- The team then departed the hotel in Boulder at 4:25 a.m. on November 29 and returned to Florida, where they bussed from Orlando to

Early Signing Period Gators

UF Head Coach Amanda Butler on the Signing Class overall:

"There is a lot of diversity in each of their games. You've got the speed and athleticism, the size and versatility. It's a trio that can score a lot of points. I love how much they fit in with our team and our culture. All three of them came on their visit to UF together and they seemed to instantly click. It's going to be a really, really strong class that's going to add to an exciting group of returners."

Florida Gators Signing Class, at a Glance

- **Sydney Morang** (5-10, Wing, New Providence, N.J / New Providence HS)
- **Sydney Searcy** (5-7, Guard, Ponte Vedra Beach, Florida / Nease HS)
- **Delicia Washington** (5-10, Guard, Glen St. Mary, Florida / Baker County HS)

Sydney Morang

(5-10, Wing, New Providence, N.J / New Providence HS)

- 2013-14 and 2014-15 NJ.com Union County Conference Player of the Year
- 2014-15 NJ.com First Team All-Junior
- 2014-15 First Team Union County Conference All-Stars, voted by UCC coaches
- Junior Year (2014-15): averaged 22.9 points, 9.4 rebounds, 2.3 assists, 2.2 steals, 5.3 made FTs
- Sophomore Year (2013-14): averaged 19.9 points, 9.4 rebounds
- 2013-14 First Team All-Group 1, reported by nj.com
- 2013-14 First Team All-Sophomore/Freshman, reported by nj.com
- Topped the 1,000-career point milestone during her sophomore year, fastest player in school history to reach the plateau
- Left-handed
- Entering senior year: 1,800 points, 747 rebounds, 229 steals, 181 assists
- Played with same nationally-recognized summer program Philly Bells as Gator great Sarah Lowe
- Evaluation on ESPN: "IMG Academy-September 2015: Consistent perimeter prospect delivers to the arc with smooth stroke; handles and passes in transition; executes in half-court game, teammate. (Olson)"

UF Head Coach Amanda Butler on Sydney Morang:

"Sydney brings size and length to the court and has a really high basketball I.Q. She's a left-handed player who can really shoot the ball. Playing with a variety of competitive programs has really prepared her for our level. Sydney's personality was a great fit with our team. She's going to be a fantastic contributor."

Sydney Searcy

(5-7, Guard, Ponte Vedra Beach, Florida / Nease HS)

- St. Augustine Record's 2015 Co-Player of the Year
- 2014, 2015 First Team Florida Association of Basketball Coaches (FABC) 6A All-State
- Junior Year (2014-15): averaged 23 points, 5 rebounds, 6 steals and four assists
- Enters senior season with 1,496 career points
- Coached by the legendary Sherri Anthony at Nease HS
- FGB 15U won the 2013 Deep South championship
- Only other girl's basketball players from St. John's county to play collegiately at an SEC school are Gator great Steffi Sorensen and Kelly Stevenson
- Verbally committed to UF as a sophomore
- 2014 All-First Coast Team
- Evaluation on ESPN: "Apache Paschal Memorial-July 2015: Athletic combo-guard handles and creates in uptempo game; converts off turnovers in pressure; developing perimeter game consistency. (Olson)"

UF Head Coach Amanda Butler on Sydney Searcy:

"Sydney has piled up a bunch of points during her career. She has really made a name for herself in the St. Augustine area because of her abilities. Coach Sherri Anthony relied on Sydney as soon as she joined the Nease program to help win games. Sydney is a scorer and a great athlete. She brings quickness to the court and is very excited to be a Gator."

Delicia Washington

(5-10, Guard, Glen St. Mary, Florida / Baker County HS)

- First player from Baker County High School to play Division I Basketball
- 2015 First Team Florida Association of Basketball Coaches (FABC) All-State
- 2014 All-First Coast Team
- Sophomore Year (2013-14): averaged 27.5 points – leading area scorer
- Also a very talented softball player, batting a career .447 with an on-base percentage of .526
- Evaluation on ESPN: "Apache Paschal Memorial-July 2015: Athletic off-guard flourishes in uptempo game; active in passing lanes, converts in pressure; mid-range game creator, attacks rim with body control to rim; perimeter game development is the key to next level production. (Olson)"

UF Head Coach Amanda Butler on Delicia Washington:

"Delicia is one of the most dynamic guards in the country. She is a great with the ball in her hands. She's a scorer, a playmaker and a good all-around athlete. It's exciting to have two players so close to the UF campus, in Sydney (Searcy) and Delicia. They grew up Gator fans and wanting to help continue our tradition here."

2015-16 Gator Women's Basketball

Gainesville and arrived at 6 p.m.

- 25 hours later, the Gators boarded another plane – this time out of Gainesville – and flew 350 miles to Mobile, Alabama, where they defeated South Alabama on Tuesday, December 1 and returned home immediately following the game.

Homecoming, Part 1

- Redshirt freshman **Isis Young** made her collegiate debut this season and played in the opener at Temple located just 22 miles from her hometown of Berlin, N.J.
- Young scored seven points with two assists in her inaugural game.

Homecoming, Part 2

- Redshirt senior **Carlie Needles** played collegiately in front of her hometown family and friends for the first time when the Gators participate in the 29th Omni Hotels Classic hosted by the University of Colorado.
- In her first appearance, she scored a season-high 13 points against Ball State en route to the 85-79 win.
- She departed Colorado with her 700th career point.
- Needles walked out of Coors Events Center with two wins. During her prep days, ThunderRidge HS twice reached the state semifinals held at that arena and went 0-2 during her time on the team.
- Boulder is approximately 46 miles from Needles' hometown of Highlands Ranch.
- Needles is the first Gator from the state of Colorado

How Does February Miller Sound?

- Junior **January Miller** sported an overall average of **7.3 points** per game last year.
- During the month of **January**, she averaged **5.3 points** per game, who 24.2 percent from the field and 53.3 percent (8-15) from the free throw line.
- In the month of **FEBRUARY**, January averaged **8.7 points**, while hitting 44.9 percent of her shots from the floor, including 84.2 percent (16-19) from the free throw line!
- She tied her season-high 16 pts at MissState (Feb. 15) and scored 15 points against Vanderbilt (Feb. 19).

In Butler We Trust

- Head coach **Amanda Butler** signed a two-year contract extension through the 2019 season, Athletics Director Jeremy Foley announced at the end of last year.
- Butler is the second-winningest coach in program history.
- The Gators have averaged 19 wins per season during Butler's eight-year tenure at her alma mater and earned a postseason berth seven times.

Home Away from Home?

- Four of the Gator's five SEC wins last year were away from the O'Connell Center.
- The February 26 game in Tuscaloosa was Florida's final SEC road game of the season and the Gators earned their fourth league road win of the year.
- The last Gator team that won at least four SEC road games – the 2005-06 squad.
- Only 5 SEC teams won at least 4 league road games – Florida was one of them!
- Florida was assigned with just three home games during the second half of its 16-game SEC schedule.

Friday the 13th

- Florida launched its 42nd season of varsity competition at Temple on Friday the 13th, falling, 97-91, in Philadelphia.
- This was just the second time in program history that Gators will play a game on Friday the 13th.
- The only other time: Dec. 13, 1996, when the No. 24-ranked Gators upset No. 12 Iowa, 68-58, in a game played in Madison, Wisconsin.

Friday the 13th - the Movie!

- During the preseason, head coach **Amanda Butler** and the Gators spent the night bonding and "team building" while 'roughing it' at **Camp Crystal Lake** in Starke, Florida, located just a few miles outside Gainesville.

- The cinematic thriller "Friday the 13th" was filmed in Blairstown, New Jersey, at ... **Camp Crystal Lake**.

High FIVE

- There are FIVE seniors on the Gators roster - the most since the 2011-12 squad also featured five seniors.
- Of those five, only **January Miller** is a 'true' fourth-year senior - **Carla Batchelor** played her first two years at NW Florida State College; **Viktorija Dimaite** is playing just her second year of college ball after because of an injury-plagued career; **Carlie Needles** redshirted her initial season due to injury; and **Cassie Peoples** transferred from Texas after playing six games and sat out the next year due to NCAA rules for transfers.
- The 2011-12 senior class: Deana Allen, Lanita Bartley, Jordan Jones, Ndidi Madu and Azania Stewart, who was the only 'true' senior that year.

Flashback

- Florida, which finished the 2014-15 season with a 13-17 overall record, lost just one player to graduation. Redshirt senior **Kayla Lewis**, who capped her final collegiate season as the team's leading rebounder (6.4 rpg) and third-best scorer (9.1 ppg) and closed her career with 1,053 points, a total that ranked No. 22 in program history.

Records, Awards & Highlights

Team Highlights

- Earned first Associated Press top-25 ranking (Jan. 11, 2016, No. 20) since end of 2008-09 season (No. 22)
- Florida swept the SEC individual weekly awards on January 23, the first school to do so since December 3, 2013
- (TIED) Third-best 18-game start in program history (15-3)
- (TIED) Third-best 17-game start in program history (14-3)
- (TIED) Second-best 16-game start in program history (14-2)
- (TIED) Second-best 15-game start in program history (13-2)
- (TIED) Fourth-best 14-game start in program history
- Defeated Tennessee for the fourth time in the 52-game series history
- Defeated Tennessee in Knoxville for just the second time in program history (23 games played in Knoxville)
- Compiled a 12-game winning streak - tied for the second-longest in program history
- Raced out to a 12-1 record to start the season - tied for the fourth best 13-game start in program history.
- Finished month of December with 7-0 record (fifth undefeated December in program history)
- Captured the Gator Holiday Classic for the 20th time in the 25-year history of the event
- Won the Omni Hotels Classic (Nov. 28, def. Ball State, Colorado, the first title is at a two-game event the Gators haven't hosted since winning the Courtyard LaGuardia Turkey Classic in Brooklyn, N.Y., in November of 2011.
- UF's win against No. 6/7 Florida State (Nov. 16) was the 53rd upset in program history, as well as the 28th at home and the 33rd upset win when UF was unranked; 14th under Head Coach Amanda Butler
- Received 20 votes in the November 17 WBCA-USA Today Coaches' Poll; first time receiving votes since Feb. 16, 2014.
- Received 6 votes in the November 23 Associated Press Poll; first time receiving votes since Feb. 23, 2014
- UF drew seven defensive charges by six different players during the win against Savannah State (Nov. 24)
- Held Savannah State scoreless in the second quarter, 22-0 (one of only four schools in the country through games played Nov. 27 that has done so)
- The Gators' season highs in steals (22), assists (23) and forced turnovers (39) all against Savannah State (Nov. 24), were all their most in a game since recording 24 steals, 29 assists and forcing 43 turnovers against Saint Francis on Dec. 17, 2013.
- This was the first time since the 2008-09 season that the Gators opened their season on the road

Team Records

- The win vs. LSU (Jan. 17) first as a ranked team since the Gators defeated Temple, 70-57, in the first round of the 2009 NCAA Tournament in Storrs, Conn.
- The 53-45 win vs. LSU (Jan. 17) was only the 10th time in program history that the Gators won a game in which they scored fewer than 55 points
- Florida's 38 field goal attempts vs. LSU (Jan. 17) were its second-lowest total in program history
- Reset program record with 122 points vs. Saint Francis (Dec. 20) - was 112 points vs. Lynn on Feb. 16, 1995 and at Florida Atlantic on Jan. 11, 1995
- Reset program record with 70 first-half points; also most points scored in any half (vs. Saint Francis, Dec. 20) - was 65 points vs. Lynn University on Feb. 16, 1995
- Florida's 65-point margin of victory versus Savannah State (Nov. 24) was the third-largest in program history; and its largest since setting the school record in a 69-point win over Lynn on Feb. 18, 1995.
- In the 99-34 win against Savannah State (Nov. 24), the Gators held their opponent to less than 35 points for the first time since limiting Coppin State to 34 points on Dec. 10, 2008.
- Florida's 13 points allowed in the first half by Savannah State (Nov. 24) matched the third-lowest total ever recorded by an opponent in Gainesville, and the lowest total since Dec. 20, 2012, when it limited (ironically) Savannah State to 13 first-half points.
- The Gators scored 50 points in the first half against Savannah State (Nov. 24), marking their first 50-point half since racking up 54 points in the second half of its 83-69 win over Dayton in the NCAA Tourna-

- ment First Round on March 23, 2014.
- UF's 50 points in the first half against Savannah State (Nov. 24), was its highest first-half total since tallying 53 points against Florida International on Dec. 21, 2013 in Gainesville.
- Florida's 37-point halftime lead against Savannah State (Nov. 24, 50-13 lead), was its largest of the Amanda Butler era (since the start of the 2007-08 season).

Individual Gators Honors & Awards

Amanda Butler

- 200th career head coaching win (vs. Arkansas State, Dec. 7, 2015); record at milestone win was 200-135

Dyandria Anderson

- 10 assists vs. Ball State (Nov. 27) - first Gator with double-figure assists since Brandi McCain's 11 vs. Kent State, Dec. 29, 2001

Eleanna Christinaki

- SEC Freshman Athlete of the Week (Jan. 12)
- Gator Holiday Classic All-Tournament Team
- SEC Freshman Athlete of the Week (Dec. 15)

Haley Lorenzen

- Omni Hotels Classic MVP (at Colorado)
- Omni Hotels Classic All-Tournament Team

Carlie Needles

- SEC Player Athlete of the Week (Jan. 12)

Cassie Peoples

- Gator Holiday Classic MVP
- Gator Holiday Classic All-Tournament Team

Simone Westbrook

- Omni Hotels Classic All-Tournament Team (at Colorado)

Ronni Williams

- first Gator to record three consecutive double-doubles since Jennifer George posted four in a row from Dec. 4-20, 2012
- Preseason Second Team All-SEC

Consecutive Wins, All Time

Gms	Began	Ended	Broken by	Score
15	11/17/08	1/11/09	Auburn	81-65
12	11/16/15	1/3/16	Miss. State	76-70
12	12/20/93	2/6/94	Vanderbilt	82-65
11	11/27/05	1/8/06	Georgia	89-70

Scoreless Quarters

Through games played Nov. 27, only four teams in the country had pitched a shutout quarter:

Idaho vs. CSUN	1Q: 29-0	Nov. 20, 2015
Seattle U. vs Evergreen St.	1Q: 22-0	Nov. 20, 2015
Bethune Cook v Edward Waters	1Q: 20-0	Nov. 20, 2015
Florida vs. Savannah St.	2Q: 22-0	Nov. 24, 2015

2015-16 Gator Women's Basketball

State Gatorade Gator

- **Haley Lorenzen** – 2014 Gatorade IOWA High School Player of the Year for girls' basketball

Generation Next: any current Gators whose parents or grandparents also played a varsity sport at UF

- **January Miller** – Mother, Marlene, was a letterwinner on the Gator track and field team (1988-90).
- **Ronni Williams** – father, Rodney Williams, played basketball for the Gators during the 1982 and 1983 seasons.

Growing Up Gator

- Both of **January Miller's** parents attended Florida: her mother, Marlene, was a member of the track & field team (1988-90) and her father, Michael, earned his undergraduate (1994) and master's (2008) degrees from UF.

Representing Their Country

- Freshman **Eleana Christinaki** has been playing with the Greece Senior National Team since 2012
- Redshirt-senior **Viktorija Dimaite** was a member of Lithuania's 2011 U-20 Team during that summer.

That's Magic!

- Women's basketball senior **January Miller** was an avid dancer for nine years (age 2-11) in cheer, dance and jazz, before she turned her focus to basketball. She auditioned for and was selected to the Junior Magic Dancers for three years, performing during timeouts and during halftime of NBA Orlando Magic games from ages 8 to 11.

First Degree: 3 current Gators have already earned a Bachelor's degree

- **Viktorija Dimaite** earned a B.S. in Anthropology and Criminology (dual major) in May 2015 and is currently pursuing a Master of Science in Recreation Administration and Supervision
- **Carlie Needles** Earned B.S. in Telecommunications Media and Society in May 2015 and is pursuing a Master of Science in Management
- **Cassie Peoples** Earned B.S. in Telecommunications-Media and Society in August 2015 and is pursuing a second undergraduate degree (Religion)

Doubling Her Fun

- **Viktorija Dimaite** earned TWO undergraduate degrees in the 2015 Spring - B.S. in Anthropology and Criminology - and currently is in graduate school.

Let's Go to the Video Tape

- Redshirt-senior **Carlie Needles** narrowly lost a three-point shooting contest against then-Denver Nuggets-now N.Y. Knicks star Carmelo Anthony, who "had to alter the rules to beat her," Carlie's father, Corey, said (the contest is posted on YouTube).

All-Sports Family

- Sophomore **Haley Lorenzen** has three parents – each of whom were All-Americans! Her mother, **Karen Napolitano**, was a 1986 first-team All-American in field hockey at the University of Iowa; her father, **Al Lorenzen**, was a McDonald's High School American and 1984 Iowa Mr. Basketball before an accomplished hoops career at the University of Iowa; and her stepmom, **Barb (Franke) Lorenzen**, was the 1991 Iowa Miss Basketball and starred at the University of Wisconsin (1991-96).

Special Blessing

- **Brooke Copeland** was baptized in the Jordan River.

First-Timers

- Four members of the 2015-16 women's basketball roster are the first ever in program history from a specific state or country: **Haley Lorenzen** is the first Gator from the state of Iowa, **Carlie Needles** is the initial Gator hoopster from the state of Colorado, **Viktorija Dimaite** is the first-ever from Lithuania and **Eleana Christinaki** is the first from Greece.

That's a Wrap!

- **January Miller** performed an internship during the 2015 summer at CNN. She is a Telecommunications – Production major.

I'm Loving It

- Junior **Ronni Williams** was the first Gator signee named a McDonald's High School All-American in program history. Also on the team is redshirt-senior **Cassie Peoples**, who was a McDonald's High School All-American and initially signed with Texas.

Part of a Set (where twin does NOT compete)

- **Dyandria Anderson** has a twin brother, Kendall, who attends East Florida State College.

Siblings, Siblings Everywhere!

- **Carla Batchelor** has 15 siblings (yes, 15): seven older sisters, one older brother and seven younger brothers. At most, she lived with five sisters and one brother at one time.

Mission Accomplished

- **Brooke Copeland** and her family have gone a number of mission trips, including a couple to Israel.

House Divided?

- **Ronni Williams** played her first collegiate game on Nov. 8, 2013, against Bethune-Cookman, the alma mater of her mother, Sherri Williams, who was "Miss Bethune-Cookman College" (now University) during the 1987-88 school year. Ronni had one of the more impressive debuts in program history with 15 points and 17 rebounds, and became just the second to net a double-double in her debut, joining Olympian Tammy Jackson.

Fun Times

- **Haley Lorenzen's** uncle is Dean Napolitano, a professional comedian.

Gooooood Training

- **Isis Young** played soccer during freshman and sophomore high school years, initially "as a hobby and to prepare physically for basketball" and in two years became the school's all-time leading goal scorer (66).

Together Again: Gators who also were teammates prior

- The women's basketball trio of senior **Carla Batchelor** played with junior newcomers **Tashara Fleming** and **Simone Westbrook** at NW Florida State College during the 2013-14 season

Famous Folks: current Gators whose parents or grandparents played professional sports or are 'famous' outside the sports world

- **Eleana Christinaki** – father, Nontas Christinakis, is a professional soccer coach in Greece
- **Ronni Williams** – uncle, Marlon McCree, played football at Kentucky before enjoying eight-year NFL career.

Runs in the Family: current Gators whose parents also played the SAME sport in college

- **Brooke Copeland** – mother, Kim, was a four-year basketball letterwinner at Chattanooga State.
- **Haley Lorenzen** - father, Al Lorenzen, was a McDonald's High School American and 1984 Iowa Mr. Basketball before an accomplished hoops career at the University of Iowa; and her stepmom, Barb (Franke) Lorenzen, was the 1991 Iowa Miss Basketball and starred at University of Wisconsin (1991-96).
- **Ronni Williams** – father, Rodney Williams, played basketball at Florida during the 1981-83 seasons before transferring to Stetson.

Also in the Family: current Gator whose relatives have played a varsity COLLEGIATE sport

- **Brooke Copeland** - older brother, Bryce, is a junior basketball player in 2015-16 at Lee University in Cleveland, Tenn.; her uncle, Chad Copeland, played college basketball at Florida State and UT-Chattanooga.
- **Haley Lorenzen** – mother, Karen Napolitano, was a 1986 first-team All-American in field hockey at the University of Iowa.
- **Cassie Peoples** – mother, Jessica, coached and played softball at St. Mary's University in San Antonio; father, Marcus, played basketball at the University of Mary-Hardin Baylor.
- **Simone Westbrook** – brother, Lawrence, played college hoops at the University of Minnesota (2006-09) and has played professionally since; cousin is nine-year NFL running back Brian Westbrook (now retired)
- **Ronni Williams** – father, Rodney Williams, played basketball at Florida during the 1981-83 seasons before transferring to Stetson; uncle, Marlon McCree, played football at Kentucky before enjoying an eight-year NFL career; cousin, Erik McCree, plays basketball at Louisiana Tech and will be a redshirt junior for the 2015-16 season.

Numbers of Note

5

There are **FIVE** seniors on the 2015-16 roster, the most since the 2011-12 season that also featured five seniors.

1

Haley Lorenzen is the only returning Gator who has never attempted a 3-pointer in her career.

8

Eight of the nine returning Gators have **started at least one game** during their career (Dimaite has not; Batchelor started on Dec. 20, 2015)

7

Seven of the nine returning Gators have recorded at least one **double-figure scoring effort**. (Anderson and Dimaite have not)

42

The 2015-16 season is the **42nd varsity campaign** for the Gator women's basketball team.

Florida's Record by Game Location (State & Territories)

(entering game vs. Alabama)

State/U.S. Territory Win . Loss

Alabama	19	32
Alaska	0	0
Arizona	1	2
Arkansas	10	9
California	5	8
Colorado	3	2
Connecticut	2	2
Delaware	0	0
District of Columbia	2	1
Florida	479	229
Georgia	18	57
Hawaii	2	1
Idaho	1	1
Illinois	3	4
Indiana	2	2
Iowa	0	1
Kansas	0	0
Kentucky	11	17
Louisiana	5	19
Maine	4	0
Maryland	0	0
Massachusetts	4	0
Michigan	1	1
Minnesota	0	0
Mississippi	23	26
Missouri	0	2
Montana	2	0
Nebraska	0	1
Nevada	3	2
New Hampshire	0	0
New Jersey	6	2
New Mexico	3	1
New York	3	1
North Carolina	6	6
North Dakota	0	0
Ohio	4	2
Oklahoma	1	0
Oregon	0	1
Pennsylvania	7	7
Rhode Island	3	1
South Carolina	13	8
South Dakota	0	0
Tennessee	26	59
Texas	9	8
Utah	0	2
Vermont	0	0
Virgin Islands	0	2
Virginia	8	9
Washington	0	0
West Virginia	2	0
Wisconsin	4	1
Wyoming	0	0
Bahamas	4	2

University of Florida Quick Facts General Information

Location: Gainesville, Florida
 Est. Population: 124,491
 Founded: 1853
 Enrollment: 49,042
 Nickname: Gators
 Colors: Orange & Blue (PMS 172 & 287)
 Conference: Southeastern (SEC)
 Home Court: Stephen C. O'Connell Center
 Capacity: 11,548
 Press Row Phone: 352-367-1801
 President: Dr. W. Kent Fuchs (Duke '77)
 Athletics Director: Jeremy Foley (Hobart)
 Executive Assoc. AD: Lynda Tealer (San Diego)
 Office: 352-375-4683
 Faculty Rep: Dr. Michael Sagas (Utah)
 Ticket Office: 352-375-4683, ext. 6800
 Athletic Web Pages: www.Gatorzone.com
 Sports Offered (21):
 Baseball, Basketball (M&W), Football, Cross
 Country (M&W), Golf (M&W), Gymnastics (W),
 Lacrosse (W), Soccer (W), Softball, Swimming
 & Diving (M&W), Tennis (M&W), Indoor/Outdoor
 Track & Field (M&W), Volleyball (W)

2015-16 Coaching Staff

Head Coach: Amanda Butler
 Asst. Coaches: Bill Ferrara,
 Shimmy Gray-Miller, Murriel Page
 Dir. of Basketball Operations: Serena Wilson

2015-16 Team Information

(at the start of the season)

Letterwinners Return/Lost from 2014-15: 9 / 3
 Starters Returning/Lost from 2014-15: 4 / 1
 Eligible Newcomers / Total Newcomers: 4 / 4
 Eligible SR/JR/SO/FR: 5 / 3 / 3 / 2

2014-15 Season Review

Overall Record: 13-17
 SEC Record (finish): 5-11 (T-11)
 Postseason: none
 SEC Tournament: 0-1 (first round)

Florida Communications

W-Basketball Contact: Kathy Cafazzo
 Email: KathyC@gators.ufl.edu
 Office Phone: 352-375-4683, ext. 6133
 Cell: 352-316-4575
 FAX: 352-375-4809
 Web Site: FloridaGators.com
 Twitter: @GatorsWBK, @CoachButlerUF
 Facebook: www.facebook.com/GatorsWBK
 Instagram: GatorsWBK
 USPS Mailing Address: UAA Communications
 PO Box 14485
 Gainesville, FL 32604
 Overnight Mailing Address:
 UAA, Ben Hill Griffin Stadium
 121 Gale Lemerand Dr.
 Gainesville, FL 32611

SEC Preseason Coaches' Poll

Order of Finish

1. South Carolina.....168
2. Tennessee158
3. Texas A&M.....138
4. Mississippi State...134
5. Kentucky.....125
6. Missouri94
7. Ole Miss.....81
8. Arkansas.....77
9. Georgia.....75
10. LSU.....64
11. Vanderbilt.....61
12. Florida.....54
13. Auburn29
14. Alabama.....16

Player of the Year

Tiffany Mitchell, South Carolina

First Team All-SEC

Makayla Epps, Kentucky
 Victoria Vivians, Mississippi State
 A'ja Wilson, South Carolina
 Tiffany Mitchell, South Carolina
 Alaina Coates, South Carolina
 Diamond DeShields, Tennessee
 Bashaara Graves, Tennessee
 Courtney Walker, Texas A&M
 Courtney Williams, Texas A&M

Second Team All-SEC

Jessica Jackson, Arkansas
Ronni Williams, Florida
 Shacobia Barbee, Georgia
 Raigyne Moncrief, LSU
 Jordan Frericks, Missouri
 Mercedes Russell, Tennessee
 Jordan Jones, Texas A&M
 Rebekah Dahlman, Vanderbilt
 <<<<>>>>

SEC Preseason Media Poll

Order of Finish

1. South Carolina.....265
2. Tennessee248
3. Mississippi State...215
4. Texas A&M207
5. Kentucky.....205
6. Ole Miss.....169
7. Missouri165
8. Arkansas.....138
- T9. Georgia.....128
- T9. LSU128
11. Vanderbilt.....80
12. Florida.....78
13. Auburn65
14. Alabama.....34

Player of the Year: Tiffany Mitchell, SC

Preseason All-SEC

Makayla Epps, Kentucky
 Victoria Vivians, Mississippi State
 Alaina Coates, South Carolina
 Tiffany Mitchell, South Carolina
 A'ja Wilson, South Carolina
 Diamond DeShields, Tennessee



Head Coach Amanda Butler

Amanda Butler at a Glance

Personal

Full Name: Amanda Kay Butler

Hometown: Mt. Juliet, Tenn.

Born: March 6, 1972

Education

College: University of Florida (B.S. in Exercise and Sport Sciences, 1995; Master of Exercise and Sport Sciences, 1997)

High School: Mt. Juliet H.S. (1990 graduate)

Butler's Head Coaching Record

Year	School	Record	Conference	Home	Postseason
2005-06	Charlotte	21-9	13-3 (T-1st)	13-2	WNIT; A-10 Co-Champs
2006-07	Charlotte	19-13	9-5 (4th)	13-2	WNIT Second Round
2007-08	Florida	19-14	6-8 (T-7th)	14-5	WNIT Round of 16
2008-09	Florida	24-8	9-5 (T-4th)	14-1	NCAA Second Round
2009-10	Florida	15-17	7-9 (T-7th)	10-7	WNIT Second Round
2010-11	Florida	20-15	7-9 (8th)	12-4	WNIT Round of 16
2011-12	Florida	20-13	8-8 (8th)	13-3	NCAA Second Round
2012-13	Florida	22-15	6-10 (T-8th)	11-5	WNIT Semifinals
2013-14	Florida	20-13	8-8 (5th)	12-4	NCAA Second Round
2014-15	Florida	13-17	5-11 (T-11)	8-9	--
2015-16	Florida	15-3	3-2	8-2	TBA
Total (11th Year)		208-137	81-78	129-44	9 Postseason Berths
At Florida (9th Year)		168-115	59-70	103-40	7 Postseason Berths
At Charlotte (2)		40-22	26-8	26-4	2 Postseason Berths

Individual Gator Accolades Under Butler

*All-SEC Selections: 8 athletes

*All-SEC Freshman Team Honorees: 5 athletes

*SEC Academic Honor Roll: 15 athletes, 25 honors

*SEC Freshman Academic Honor Roll: 6 athletes

*Additional Awards Achieved: SEC 6th Woman of the Year, SEC All-Defensive Team

Butler's Playing Experience

College: Univ. of Florida, Four-year starting guard (1990-94)

1993 & 1994 NCAA Berths were first two in program history



**Asst. Coach
Bill Ferrara**



**Asst. Coach
Shimmy Gray-Miller**



**Asst. Coach
Murriel Page**

Coach Butler All-Time Series' Records

	Overall (at UF)	Home	Away	Neutral
Alabama A&M	1-0 (1-0)	1-0 (1-0)	0-0	0-0
Alabama Birmingham (UAB)	2-0 (2-0)	1-0 (1-0)	1-0 (1-0)	0-0
Alabama State	1-0 (1-0)	1-0 (1-0)	0-0	0-0
Alabama	8-3 (8-3)	5-1 (5-1)	3-2 (3-2)	0-0
Appalachian State	1-0	1-0	0-0	0-0
Arizona State	1-1 (1-1)	0-0	0-0	1-1 (1-1)
Arkansas State	2-0 (1-0)	2-0 (1-0)	0-0	0-0
Arkansas	10-3 (10-3)	5-1 (5-1)	3-2 (3-2)	2-0 (2-0)
Auburn	7-4 (7-4)	4-0 (4-0)	2-2 (2-2)	1-2 (1-2)
Ball State	1-1 (1-0)	0-0	0-0	1-1 (1-0)
Baylor	0-1 (0-1)	0-0	0-0	0-1 (0-1)
Belmont	1-0 (1-0)	0-0	0-0	0-0
Bethune-Cookman	1-0 (1-0)	0-0	0-0	0-0
Brown	0-1 (0-1)	0-0	0-1 (0-1)	0-0
Central Florida (UCF)	2-0 (2-0)	1-0 (1-0)	0-0	1-0 (1-0)
Central Michigan	1-0 (1-0)	1-0 (1-0)	0-0	0-0
Charleston Southern	2-0 (2-0)	2-0 (2-0)	0-0	0-0
Charlotte	3-1 (3-1)	1-0 (1-0)	1-1 (1-1)	1-0 (1-0)
Clemson	1-0	0-0	1-0	0-0
Colorado	1-1 (1-0)	0-0	1-1 (1-0)	0-0
Connecticut	0-1 (0-1)	0-0	0-1 (0-1)	0-0
Coppin State	1-0 (1-0)	1-0 (1-0)	0-0	0-0
Davidson	1-1	1-0	0-1	0-0
Dayton	3-0 (1-0)	1-0	1-0	1-0 (1-0)
DePaul	0-1 (0-1)	0-0	0-1 (0-1)	0-0
Drexel	0-1 (0-1)	0-0	0-1 (0-1)	0-0
Duquesne	3-1 (1-0)	2-0 (1-0)	1-0	0-1
Eastern Washington	0-1 (0-1)	0-1 (0-1)	0-0	0-0
Fairfield	1-0 (1-0)	1-0 (1-0)	0-0	0-0
Florida A&M	2-1 (2-1)	2-1 (2-1)	0-0	0-0
Florida Gulf Coast	3-1 (3-1)	2-0 (2-0)	1-1 (1-1)	0-0
Florida International	3-0 (3-0)	1-0 (1-0)	2-0 (2-0)	0-0
Florida State	3-6 (3-6)	2-3 (2-3)	1-3 (1-3)	0-0
Florida	0-1	0-1	0-0	0-0
Fordham	2-0	1-0	1-0	0-0
George Washington	0-2	0-1	0-1	0-0
Georgetown	2-0 (2-0)	1-0 (1-0)	1-0 (1-0)	0-0
Georgia State	1-0 (1-0)	1-0 (1-0)	0-0	0-0
Georgia	5-12 (5-12)	4-5 (4-5)	1-7 (1-7)	0-0
Hampton	1-1 (1-1)	1-0 (1-0)	0-1 (0-1)	0-0
Harvard	1-0 (1-0)	1-0 (1-0)	0-0	0-0
High Point	1-1 (0-1)	1-1 (0-1)	0-0	0-0
Holy Cross	2-0 (2-0)	2-0 (2-0)	0-0	0-0
Houston	2-0	1-0	1-0	0-0
Illinois State	0-1 (0-1)	0-0	0-0	0-1 (0-1)
Jacksonville	3-1 (3-1)	3-0 (3-0)	0-1 (0-1)	0-0
James Madison	2-0 (1-0)	1-0	1-0 (1-0)	0-0
Kennesaw State	2-0 (2-0)	1-0 (1-0)	1-0 (1-0)	0-0
Kentucky	3-9 (3-9)	2-2 (2-2)	1-5 (1-5)	0-2 (0-2)
La Salle	3-1 (2-0)	1-0	1-1 (1-0)	1-0 (1-0)
Longwood	1-0 (1-0)	1-0 (1-0)	0-0	0-0
Louisville	0-1 (0-1)	0-0	0-1 (0-1)	0-0
Loyola Marymount	1-0	0-0	1-0	0-0
LSU	4-6 (3-6)	3-3 (3-3)	1-3 (1-3)	0-0
Maryland, BC (UMBC)	1-0 (1-0)	1-0 (1-0)	0-0	0-0
Massachusetts	2-0	1-0	1-0	0-0
Miami (FL)	0-1 (0-1)	0-0	0-1 (0-1)	0-0
Miami (OH)	1-0 (1-0)	1-0 (1-0)	0-0	0-0

	Overall (at UF)	Home	Away	Neutral
Michigan	0-2 (0-2)	0-1 (0-1)	0-1 (0-1)	0-0
Minnesota	0-1	0-0	0-1	0-0
Mississippi State	9-3 (9-3)	5-1 (5-1)	3-2 (3-2)	1-0 (1-0)
Mississippi	7-2 (7-2)	2-2 (2-2)	5-0 (5-0)	0-0
Missouri	0-4 (0-4)	0-2 (0-2)	0-2 (0-2)	0-0
Murray State	1-0	1-0	0-0	0-0
N.C. State	3-1 (3-1)	1-0 (1-0)	1-1 (1-1)	1-0 (1-0)
Nebraska	0-1 (0-1)	0-0	0-1 (0-1)	0-0
North Florida	4-0 (4-0)	4-0 (4-0)	0-0	0-0
Northern Iowa	1-0 (1-0)	0-0	0-0	1-0 (1-0)
Ohio State	1-0 (1-0)	0-0	0-0	1-0 (1-0)
Ohio Univ.	2-0 (2-0)	1-0 (1-0)	1-0 (1-0)	0-0
Old Dominion	3-1 (2-0)	2-1 (1-0)	1-0 (1-0)	0-0
Oregon State	1-0 (1-0)	0-0	0-0	1-0 (1-0)
Pacific	1-1 (1-1)	1-0 (1-0)	0-1 (0-1)	0-0
Penn State	0-1 (0-1)	0-0	0-1 (0-1)	0-0
Pittsburgh	1-1 (1-1)	1-0 (1-0)	0-1 (0-1)	0-0
Prairie View A&M	1-0 (1-0)	1-0 (1-0)	0-0	0-0
Providence	1-0 (1-0)	0-0	0-0	1-0 (1-0)
Rhode Island	1-1	1-0	0-1	0-0
Richmond	2-1	1-0	1-1	0-0
Robert Morris	2-0 (2-0)	2-0 (2-0)	0-0	0-0
Rutgers	0-2 (0-2)	0-0	0-1 (0-1)	0-1 (0-1)
Saint Francis -PA	3-0 (2-0)	3-0 (2-0)	0-0	0-0
Saint Joseph's	1-2	1-0	0-1	0-1
Saint Louis	5-0 (1-0)	3-0 (1-0)	2-0	0-0
Samford	1-0 (1-0)	1-0 (1-0)	0-0	0-0
San Francisco	1-0 (1-0)	0-0	1-0 (1-0)	0-0
Savannah State	3-1 (3-1)	3-0 (3-0)	0-1 (0-1)	0-0
South Alabama	2-0 (2-0)	0-0	1-0 (1-0)	1-0 (1-0)
South Carolina	6-7 (6-7)	2-4 (2-4)	3-3 (3-3)	1-0 (1-0)
South Florida	1-0 (1-0)	1-0 (1-0)	0-0	0-0
Southern Illinois	1-0 (1-0)	0-0	0-0	1-0 (1-0)
Southern	2-0 (2-0)	2-0 (2-0)	0-0	0-0
St. Bonaventure	2-0	1-0	1-0	0-0
St. John's	1-2 (1-2)	1-0 (1-0)	0-1	0-1 (0-1)
Stetson	5-0 (5-0)	5-0 (5-0)	0-0	0-0
TCU	1-0 (1-0)	1-0 (1-0)	0-0	0-0
Temple	2-3 (2-1)	0-1	1-2 (1-1)	1-0 (1-0)
Tennessee State	1-0 (1-0)	1-0 (1-0)	0-0	0-0
Tennessee	2-13 (2-13)	1-4 (1-4)	1-5 (1-5)	0-3 (0-4)
Texas A&M	0-3 (0-3)	0-1 (0-1)	0-2 (0-2)	0-0
Troy	2-0 (2-0)	1-0 (1-0)	1-0 (1-0)	0-0
Tulsa	1-0	0-0	0-0	1-0
U.S. Naval Academy	1-0 (1-0)	0-0	0-0	1-0 (1-0)
UCLA	0-1	0-0	0-0	0-1
UNC Greensboro	1-0	1-0	0-0	0-0
UNC Wilmington	1-0	0-0	1-0	0-0
Vanderbilt	3-8 (3-8)	0-5 (0-5)	3-3 (3-3)	0-0
Vermont	1-0 (1-0)	1-0 (1-0)	0-0	0-0
Virginia Tech	1-2 (1-1)	1-0 (1-0)	0-1 (0-1)	0-0
Virginia	0-1	0-0	0-1	0-0
Western Kentucky	0-2	0-0	0-2	0-0
Winthrop	3-0 (1-0)	2-0	1-0 (1-0)	0-0
Wisconsin	1-1 (1-1)	0-1	1-0 (1-0)	0-0
Wyoming	0-1	0-0	0-0	0-1
Xavier	4-0 (1-0)	3-0 (1-0)	1-0	0-0
Overall (11th Year):	208-137	129-44	59-75	21-18
at Florida (9th Year):	168-115	103-40	46-62	20-13
Conference (at UF):	81-78 (59-70)	45-35 (32-33)	35-40 (26-38)	0-0 (0-0)

2015-16 University of Florida Gator Basketball Roster

Numerical Roster

No.	Name	POS	CL	EX	HT	Hometown (High School/Prior University)
1	Ronni Williams	F	Jr.	2L	6-0	Daytona Beach, Fla. (Atlantic)
2	Isis Young	G	Fr.-RS	HS	5-7	Berlin, N.J. (Life Center Academy)
3	January Miller	G	Sr.	3L	5-8	Orlando, Fla. (University)
4	Carlie Needles	G	Sr.-RS	3L	5-6	Highlands Ranch, Col. (ThunderRidge)
11	Dyandria Anderson	G	So.	1L	5-10	Viera, Fla. (Viera)
13	Cassie Peoples	G	Sr.-RS	3L	5-6	San Antonio, Texas (Cypress-Fairbanks/Univ. of Texas)
15	Viktorija Dimaite	C	Sr.-RS	3L	6-4	Panevezys, Lithuania (The Rock (Fla.) School)
20	Simone Westbrook	G	Jr.	TR	5-8	Chandler, Az. (Chandler HS/ Northwest Fla. State College)
21	Eleanna Christinaki	G/F	Fr.	HS	6-0	Athens, Greece (Moraitis School)
23	Brooke Copeland	F	So.	1L	6-2	Cleveland, Tenn. (Bradley Central)
24	Tyshara "Ty" Fleming	C	Jr.	TR	6-4	Virginia Beach, Va. (Salem HS/ Northwest Fla. State College)
32	Carla Batchelor	G	Sr.	1L	5-10	Germantown, Md. (Northwest HS/Northwest Fla. State College)
44	Haley Lorenzen	F	So.	1L	6-3	Iowa City, Iowa (Iowa City)

Alphabetical Roster

No.	Name	POS	CL	EX	HT	Hometown (High School/Prior University)
11	Dyandria Anderson	G	So.	1L	5-10	Viera, Fla. (Viera)
32	Carla Batchelor	G	Sr.	1L	5-10	Germantown, Md. (Northwest HS/Northwest Fla. State College)
21	Eleanna Christinaki	G/F	Fr.	HS	6-0	Athens, Greece (Moraitis School)
23	Brooke Copeland	F	So.	1L	6-2	Cleveland, Tenn. (Bradley Central)
15	Viktorija Dimaite	C	Sr.-RS	3L	6-4	Panevezys, Lithuania (The Rock (Fla.) School)
24	Tyshara "Ty" Fleming	C	Jr.	TR	6-4	Virginia Beach, Va. (Salem HS/ Northwest Fla. State College)
44	Haley Lorenzen	F	So.	1L	6-3	Iowa City, Iowa (Iowa City)
3	January Miller	G	Sr.	3L	5-8	Orlando, Fla. (University)
4	Carlie Needles	G	Sr.-RS	3L	5-6	Highlands Ranch, Col. (ThunderRidge)
13	Cassie Peoples	G	Sr.-RS	3L	5-6	San Antonio, Texas (Cypress-Fairbanks/Univ. of Texas)
20	Simone Westbrook	G	Jr.	TR	5-8	Chandler, Az. (Chandler HS/ Northwest Fla. State College)
1	Ronni Williams	F	Jr.	2L	6-0	Daytona Beach, Fla. (Atlantic)
2	Isis Young	G	Fr.-RS	HS	5-7	Berlin, N.J. (Life Center Academy)

Coaching Staff

Head Coach: Amanda Butler (Florida: B.S. 1995, Master's 1997) - ninth year at UF / 11th overall

Assistant Coaches: Bill Ferrera (Florida: B.S. 2003, Master's 2005) - first year

Shimmy Gray-Miller (Michigan: B.S. 1994) - first year

Murriel Page (Florida: B.S. 1998) - sixth year



Support Staff

Director of Basketball Operations: Serena Wilson (Florida: B.S., 2008; Master's, 2010)

Program Coordinator: Shellie Greenman (Emory and Henry College: B.A., 1988; Virginia Tech: Master's, 1990)

Video Coordinator: Ryan Gensler (Saint Joseph's B.A. 2009; Providence, Master's 2011)

Strength & Conditioning Coordinator: Tyler Stuart (Anderson University: B.S., 2007)

Athletic Trainer: John "JB" Barrett (Mississippi State: B.S., 1997; Master's, 1999)

Academic Advisor: TBA

Communications: Kathy Cafazzo (Penn State: B.S., 1993)

Managers: Christina Bacon, Lauren Bornstien, Kevin Doelling, Hannah Haggas, Briana Maxwell, Kaitlynn Pacholke (GA), Max Sommer

Athletic Training Student: Nicholas Ricca

Video Assistants: Jama Sharp, Aaron Sternecker

Geographic Breakdown

Arizona (1)

Simone Westbrook - Chandler

Colorado (1)

Carlie Needles - Highlands Ranch

Florida (3)

Dyandria Anderson - Viera

January Miller - Orlando

Ronni Williams - Daytona Beach

Iowa (1)

Haley Lorenzen - Iowa City

Maryland (1)

Carla Batchelor - Germantown

New Jersey (1)

Isis Young - Berlin

Tennessee (1)

Brooke Copeland - Cleveland

Texas (1)

Cassie Peoples - San Antonio

Virginia (1)

Tyshara "Ty" Fleming - Virginia Beach

Lithuania (1)

Viktorija Dimaite - Panevezys

Greece (1)

Eleanna Christinaki - Athens

Eligibility Breakdown

Seniors (5)

Carla Batchelor

Viktorija Dimaite (RS)

January Miller

Carlie Needles (RS)

Cassie Peoples (RS)

Juniors (3)

Ty Fleming

Simone Westbrook

Ronni Williams

Sophomores (3)

Dyandria Anderson

Brooke Copeland

Haley Lorenzen

Freshmen (2)

Eleanna Christinaki

Isis Young (RS)

Pronunciation Guide:

DYANDRIA Anderson dee-ANN-dree-uh

ELEANNA CHRISTINAKI L-ee-on-uh
..... christin-OCK-ee

VIKTORIJA DIMAITE.....Victoria dee-MY-tah
Hometown Panevezys..... pah-nyeah-V-jezzs

TYSHARA Fleming.....tie-SHEER-uh

2015-16 FLORIDA GATOR RADIO/TV IDENTIFICATION ROSTER



#1
RONNI WILLIAMS
6-0 * JR * Guard/ Forward
Daytona Beach, Fla.




#2
ISIS YOUNG
5-7 * R-FR * Guard
Berlin, N.J.



#3
JANUARY MILLER
5-8 * SR * Guard
Orlando, Fla.



#4
CARLIE NEEDLES
5-6 * R-SR * Guard
Highlands Ranch, Col.



#11
DYANDRIA ANDERSON
5-10 * SO * Guard
Viera, Fla.



#13
CASSIE PEOPLES
5-6 * R-SR * Guard
San Antonio, Texas



#15
VIKTORIJA DIMAITE
6-4 * R-SR * Center
Panevezys, Lithuania



#20
SIMONE WESTBROOK
5-8 * JR * Guard
Chandler, Ariz.



#21
ELEANNA CHRISTINAKI
5-11 * FR * Guard/Forward
Athens, Greece



#23
BROOKE COPELAND
6-2 * SO * Forward
Cleveland, Tenn.



#24
TYSHARA "TY" FLEMING
6-4 * JR * Center
Virginia Beach, Va.



#32
CARLA BATCHELOR
6-0 * SR * Guard
Germantown, Md.



#44
HALEY LORENZEN
6-3 * SO * Forward
Iowa City, Iowa

PRONUNCIATION GUIDE:

DYANDRIA Anderson dee-ANN-dree-uh

ELEANNA CHRISTINAKI L-ee.on-uh christin-OCK-ee

VIKTORIJA DIMAITE Victoria dee-MY-tah

Hometown Panevezys pah-nyeah-V-jezzs

TYSHARA Fleming tie-SHEER-uh



AMANDA BUTLER
Head Coach
Ninth Year at UF; 11th Overall



BILL FERRARA
Assistant Coach
First Year at UF



SHIMMY GRAY-MILLER
Assistant Coach
First Year at UF



MURRIEL PAGE
Assistant Coach
Sixth Year at UF

2015-16 Florida Final Box Scores & Game Recaps

GAME 1: Florida vs Temple
11/13/15 7:00pm at Philadelphia, Pa. (Liacouras Center)

VISITORS: Florida 0-1

##	Player Name	TOT-FG		3-PT		REBOUNDS				PF	TP	A	TO	BLK	S	MIN
		FG-FGA	FG-FGA	FT-FTA	OF DE	DE TOT	PF	TP	A							
01	Williams,Ronni.....	f	3-6	0-0	0-0	1 1 2	5	6	0	3	0	0	14			
44	Lorenzen,Haley.....	f	3-9	0-0	2-4	4 3 7	0	8	0	0	3	1	19			
03	Miller,January.....	g	2-3	0-0	2-4	0 2 2	5	6	0	1	0	0	11			
04	Needles,Carlie.....	g	1-5	1-4	0-0	0 1 1	2	3	0	1	0	0	22			
13	Peoples,Cassie.....	g	7-13	2-4	2-2	1 0 1	1	18	8	6	2	1	32			
02	Young,Isis.....		2-5	2-4	1-2	1 0 1	0	7	2	3	0	0	10			
11	Anderson,Dyandria....		4-6	0-2	0-0	3 1 4	3	8	1	3	1	2	22			
20	Westbrook,Simone....		6-9	0-2	2-3	0 3 3	2	14	2	1	0	1	19			
21	Christinaki,Eleanna....		0-0	0-0	1-2	0 0 0	2	1	1	0	0	0	4			
23	Copeland,Brooke.....		2-5	2-4	0-0	0 1 1	4	6	3	1	0	3	20			
24	Fleming,Tyshara.....		3-3	0-0	2-4	1 5 6	3	8	2	2	5	2	19			
32	Batchelor,Carla.....		2-3	2-3	0-0	0 1 1	1	6	0	1	0	0	8			
TEAM.....						3 1 4	1									
Totals.....			35-67	9-23	12-21	14 19 33	29	91	19	22	11	10	200			
TOTAL FG% 1st Half: 17-31			54.8%	2nd Half: 18-36		50.0%	Game: 52.2%		DEADB							
3-Pt. FG% 1st Half: 4-10			40.0%	2nd Half: 5-13		38.5%	Game: 39.1%		REBS							
F Throw % 1st Half: 2-8			25.0%	2nd Half: 10-13		76.9%	Game: 57.1%		4							

HOME TEAM: Temple 1-0

##	Player Name	TOT-FG		3-PT		REBOUNDS				PF	TP	A	TO	BLK	S	MIN
		FG-FGA	FG-FGA	FT-FTA	OF DE	DE TOT	PF	TP	A							
35	MARTIN, Safiya.....	c	0-1	0-0	0-0	0 2 2	5	0	0	0	1	0	13			
00	BUTTS, Alliya.....	g	6-12	4-4	4-6	0 1 1	2	20	4	2	0	0	28			
01	COVILLE, Erica.....	g	2-2	0-0	7-7	2 2 4	2	11	3	4	0	2	30			
02	FITZGERALD, Feyonda..	g	11-20	2-6	8-8	0 4 4	1	32	5	7	0	3	37			
22	ATKINSON, Tanaya....	g	7-17	2-5	4-8	3 2 5	3	20	1	1	1	1	32			
05	NWAIIGWE, Ugo.....		1-2	0-0	0-0	1 2 3	2	2	0	0	1	0	10			
12	SHERILL, Ruth.....		0-0	0-0	0-0	0 1 1	0	0	0	0	0	0	8			
21	BERGER, Khadijah....		2-5	1-4	0-0	1 3 4	1	5	2	1	0	0	23			
32	FOUNTAIN, Donnaizha.		0-2	0-1	5-6	4 5 9	1	5	1	2	0	0	8			
33	BOLDUC, Monasia.....		1-1	0-0	0-0	0 0 0	1	2	0	0	0	0	9			
42	ROBINSON, Taylor....		0-0	0-0	0-0	0 1 1	3	0	0	2	0	0	2			
TEAM.....						4 4										
Totals.....			30-62	9-20	28-35	15 23 38	21	97	16	19	3	6	200			
TOTAL FG% 1st Half: 14-28			50.0%	2nd Half: 16-34		47.1%	Game: 48.4%		DEADB							
3-Pt. FG% 1st Half: 7-13			53.8%	2nd Half: 2-7		28.6%	Game: 45.0%		REBS							
F Throw % 1st Half: 15-19			78.9%	2nd Half: 13-16		81.3%	Game: 80.0%		5							

Officials: Technical fouls: Florida-None. Temple-TEAM. Attendance: 1453

Score by Periods	1st	2nd	3rd	4th	Total
Florida.....	22	18	22	29	91
Temple.....	19	31	27	20	97
Points in the paint-UF 46,TEMPLE 28. Points off turnovers-UF 24,TEMPLE 20.					
2nd chance points-UF 13,TEMPLE 16. Fast break points-UF 27,TEMPLE 8.					
Bench points-UF 50,TEMPLE 14. Score tied-2 times. Lead changed-4 times.					
Last FG-UF 4th-00:09, TEMPLE 4th-02:48.					
Largest lead-UF by 9 2nd-08:27, TEMPLE by 20 4th-07:53.					
UF led for 13:51. TEMPLE led for 25:08. Game was tied for 00:59.					

Game 1: Temple 97, Florida 91 November 13, 2015 * Liacouras Center * Philadelphia, Pa.

Senior **Cassie Peoples** scored 18 points, junior newcomer **Simone Westbrook** added 14 and Florida nearly erased a 20-point deficit but its comeback fell short in a 97-91 season-opening setback against Temple at the Liacouras Center Friday evening.

There were 56 free throw attempts and 49 personal fouls called during the game and it was the Owls who took advantage of some of the new rules implemented in women's basketball this season.

The hosts converted 28-of-35 from the line compared to the 12-of-21 effort by the Gators, who shot 52.2 percent (35-67) from the floor during the game.

Free throw differential aside, Florida rallied from down 84-64 with 7:21 remaining in the game and got as close as three points, 92-89, with 24 seconds remaining.

The Gators seemed to have a real chance at the comeback after Westbrook dropped in a floater that had UF within six points, 86-80, with 3:31 on the clock.

The Owls worked the shot clock and Feyonda Fitzgerald, who finished with a game-high 32 points, scored underneath before collecting a steal and Tanaya Atkinson, who added 20 points, converted the fastbreak layup and pushed Temple's lead back to 10 points, 90-80, with 2:48 to go. Peoples missed underneath for the Gators and Fitzgerald corralled the rebound.

Junior newcomer **Tyshara Fleming** then stole the ball, as the Temple bench was assessed a technical foul. Peoples made both free throws and the Gators had the ball with 2:26 remaining and down eight, but turned the ball over.

Neither team could connect offensively for the next minute until Fleming knocked down a free throw with 1:35 on the clock. TU followed with a pair from the line before Fleming scored under the basket. Westbrook stole the ball and found Fleming, who had the Gators within five, 92-87, with 61 seconds remaining.

Temple again worked the shot clock and after a miss with 29 seconds, Westbrook added a layup and the Gators were with three with 24 seconds left.

The Owls converted 5-of-6 free throws in the final 24 seconds to seal the decision.

Six different Gators scored during the furious span, with three newcomers leading the way. Redshirt-freshman **Isis Young's** first collegiate points came from beyond the arc and ignited a 25-8 spurt that began as a 16-2 march. Westbrook scored six points during the entire rally. Fleming came off the bench for an impressive game that resulted in eight points – five during the rally, five blocked shots, six rebounds, two steals and two assists in 18 minutes.

Westbrook led the run with six points, while Peoples added five, **Brooke Copeland** contributed a three-pointer and **Ronni Williams** converted one free throw.

Good Start by Florida, Better Finish by Temple

Florida led 22-19 after the first quarter and used an 8-2 run to start the second, as the Gators assumed a 30-21 lead with 8:27 remaining in the opening half. Carla Batchelor nailed back-to-back three-pointers and Haley Lorenzen put back a tough inside bucket during the spree.

Temple slowly chipped away at its deficit and with the Gators holding a 38-32 advantage ripped off 16 straight points and ended the half on an 18-2 march to take a 50-40 halftime lead.

GAME 2: #6/7 Florida State vs Florida
11/16/15 5:30 pm ET at Gainesville, FL (O'Connell Center)

VISITORS: #6/7 Florida State 0-1

##	Player Name	TOT-FG		3-PT		REBOUNDS				PF	TP	A	TO	BLK	S	MIN
		FG-FGA	FG-FGA	FT-FTA	OF DE	DE TOT	PF	TP	A							
20	Shakayla Thomas.....	f	4-8	0-0	2-3	2 0 2	4	4	10	0	1	0	2	18		
23	Ivey Slaughter.....	f	4-8	0-1	2-4	3 4 7	4	10	2	4	0	3	36			
02	Adut Bulgak.....	c	7-19	0-0	6-7	9 5 14	3	20	1	0	2	0	34			
10	Leticia Romero.....	g	5-12	2-3	4-4	5 1 6	2	16	2	5	0	3	28			
12	Brittany Brown.....	g	2-13	0-2	3-4	5 1 6	4	7	2	6	0	5	31			
03	Emiah Bingley.....		1-12	1-6	2-2	1 3 4	1	5	1	3	0	2	36			
11	Maria Conde.....		0-0	0-0	0-0	0 0 0	2	0	0	1	0	0	8			
42	Kai James.....		2-3	0-0	0-0	0 2 2	2	4	0	3	0	0	9			
TEAM.....						4 3 7										
Totals.....			25-75	3-12	19-24	29 19 48	22	72	8	24	2	15	200			
TOTAL FG% 1st Half: 13-37			35.1%	2nd Half: 12-38		31.6%	Game: 33.3%		DEADB							
3-Pt. FG% 1st Half: 1-4			25.0%	2nd Half: 2-8		25.0%	Game: 25.0%		REBS							
F Throw % 1st Half: 11-13			84.6%	2nd Half: 8-11		72.7%	Game: 79.2%		1							

HOME TEAM: Florida 1-1

##	Player Name		TOT-FG	3-PT	REBOUNDS										
			FG-FGA	FG-FGA	FT-FTA	OF	DE	TOT	PF	TP	A	TO	BLK	S	MIN
01	Williams,Ronni.....	f	9-16	0-2	3-3	3	7	10	4	21	1	2	2	2	27
44	Lorenzen,Haley.....	f	4-6	0-0	0-0	4	3	7	5	8	0	1	1	1	23
03	Miller,January.....	g	1-3	0-0	2-6	1	0	1	2	4	0	2	0	2	9
04	Needles,Carlie.....	g	3-5	2-4	0-0	0	0	0	0	8	0	2	0	0	20
13	Peoples,Cassie.....	g	0-2	0-0	0-0	0	2	2	0	0	3	2	0	1	12
02	Young,Isis.....		0-0	0-0	0-0	0	0	0	0	0	0	1	0	0	2
11	Anderson,Dyandria....		4-6	1-2	0-0	1	1	2	2	9	1	3	0	2	25
20	Westbrook,Simone....		5-10	3-5	1-1	1	3	4	3	14	3	6	0	1	24
21	Christinaki,Eleanna....		5-12	1-4	2-2	1	2	3	2	13	7	4	0	4	28
23	Copeland,Brooke.....		0-0	0-0	0-0	0	0	0	2	0	0	1	0	0	4
24	Fleming,Tyshara.....		0-1	0-0	0-0	1	1	2	5	0	0	1	0	0	13
32	Batchelor,Carla.....		1-3	0-2	3-6	2	4	6	1	5	0	2	1	0	13
TEAM.....						2	2	4							
Totals.....			32-64		7-19	11-18	16	25	41	26	82	15	27	4	13 200
TOTAL FG% 1st Half:			11-28	39.3%	2nd Half:		21-36	58.3%	Game:		50.0%	DEADB			
3-Pt. FG% 1st Half:			3-10	30.0%	2nd Half:		4-9	44.4%	Game:		36.8%	REBS			
F Throw % 1st Half:			4-10	40.0%	2nd Half:		7-8	87.5%	Game:		61.1%	4			

2015-16 Florida Final Box Scores & Game Recaps

GAME 3: Kennesaw State vs Florida
11/21/15 4:00 pm at Gainesville, FL * O'Connell Center

VISITORS: Kennesaw State 1-3

##	Player Name		TOT-FG		3-PT		REBOUNDS			PF	TP	A	TO	BLK	S	MIN
			FG-FGA	FG-FGA	FT-FTA	OF	DE	TOT								
30	SMITH, Aareon.....	f	1-8	1-5	0-0	0	4	4	1	3	0	1	0	0	18	
45	MCALLISTER, Jasmine..	f	1-2	0-0	0-2	0	1	1	4	2	2	2	1	1	17	
02	FRYE, Karly.....	g	1-5	0-3	4-4	0	1	1	3	6	2	6	1	0	34	
24	WALKER, Iceis.....	g	4-8	2-2	2-2	1	7	8	1	12	4	8	0	2	35	
44	SAWYERS, Deandrea....	g	1-7	0-3	5-8	2	3	5	3	7	0	3	0	1	31	
01	JEAN, Alexis.....		3-5	0-0	2-2	0	2	2	3	8	0	0	0	0	12	
04	DULKOSKI, Kelly.....		0-2	0-2	0-0	0	1	1	1	0	0	0	0	0	9	
10	SMITH, Tayler.....		2-2	0-0	0-0	0	2	2	2	4	0	1	0	0	8	
11	YOUNG, Clara.....		5-9	2-2	1-2	0	0	0	1	13	1	1	0	1	24	
22	JOHNSON, Allison....		0-2	0-0	2-4	0	0	0	5	2	0	0	0	0	9	
25	POLINSKY, Katie.....		0-0	0-0	0-0	0	0	0	0	0	0	0	0	0	3	
TEAM.....						5	3	8					3			
Totals.....			18-50	5-17	16-24	8	24	32	24	57	9	25	2	5	200	
TOTAL FG% 1st Half: 10-24			41.7%	2nd Half: 8-26			30.8%			Game: 36.0%			DEADB			
3-Pt. FG% 1st Half: 2-10			20.0%	2nd Half: 3-7			42.9%			Game: 29.4%			REBS			
F Throw % 1st Half: 12-16			75.0%	2nd Half: 4-8			50.0%			Game: 66.7%			5			

HOME TEAM: Florida 2-1

##	Player Name	TOT-FG	3-PT	REBOUNDS										
		FG-FGA	FG-FGA	FT-FTA	OF	DE	TOT	PF	TP	A	TO	BLK	S	MIN
01	Williams, Ronni.....	f	7-14	0-0	0-0	4	6	10	4	14	0	1	0	22
21	Christinaki, Eleanna..	f	4-9	0-1	1-2	3	0	3	2	9	1	6	0	26
44	Lorenzen, Haley.....	f	5-10	0-0	2-2	2	2	4	1	12	0	0	0	21
04	Needles, Carrie.....		2-6	0-4	0-0	0	0	0	2	4	1	1	0	3
11	Anderson, Dyandria....	g	4-7	0-0	0-0	1	1	2	2	8	0	0	1	2
02	Young, Isis.....		0-2	0-1	0-0	0	2	2	0	0	2	0	0	5
03	Miller, January.....		1-4	0-0	1-4	1	1	2	2	3	2	0	0	1
13	Peoples, Cassie.....		5-9	1-2	0-0	1	0	1	1	11	2	1	0	2
15	Dimaite, Viktorija....		0-0	0-0	1-2	1	0	1	1	1	0	1	0	0
20	Westbrook, Simone....		1-5	0-1	2-2	0	6	6	4	4	3	2	0	1
23	Copeland, Brooke.....		1-1	0-0	0-0	1	2	3	1	2	0	0	1	1
24	Fleming, Tyshara.....		4-8	0-0	3-9	4	4	8	2	11	0	1	1	0
32	Batchelor, Carla.....		1-3	0-2	3-4	2	1	3	4	5	0	1	0	1
TEAM.....						4	2	6						
Totals.....			35-78	1-11	13-25	24	27	51	26	84	9	16	3	15
TOTAL FG% 1st Half: 20-39			51.3%	2nd Half: 15-39		38.5%		Game: 44.9%		DEADB				
3-Pt. FG% 1st Half: 0-0			0.0%	2nd Half: 1-11		9.1%		Game: 9.1%		REBS				
F Throw % 1st Half: 8-13			61.5%	2nd Half: 5-12		41.7%		Game: 52.0%		7				

Officials: Scott Yarbrough, Maj Forsberg, Kelly Johnson
Technical fouls: Kennesaw State-None. Florida-None. Attendance: 1129
Score by Periods 1st 2nd 3rd 4th Total
Kennesaw State..... 17 17 10 13 - 57
Florida..... 22 26 20 16 - 84
Kennesaw State #22 A. Johnson fouls out at :57(4).
Points in the paint-KSU 16,UF 60. Points off turnovers-KSU 9,UF 17.
2nd chance points-KSU 7,UF 19. Fast break points-KSU 4,UF 6.
Bench points-KSU 27,UF 37. Score tied-3 times. Lead changed-2 times.
Last FG-KSU 4th-02:21, UF 4th-00:31.
Largest lead-KSU by 4 1st-07:50, UF by 27 4th-06:12.
KSU led for 02:27. UF led for 35:58. Game was tied for 01:11.

Game 3: Florida 84, Kennesaw State 57 November 21, 2015 * O'Connell Center * Gainesville, Fla.

Junior Ronni Williams posted her second consecutive double-double to lead Florida past Kennesaw State, 84-57, in a non-conference victory Saturday evening.

The Gators (2-1) used their size and quickness to create easy baskets inside, both on the drive and in the post, helping them outscore the Owls (1-3) by 44 points (60-16) in the paint. Florida also converted its season-high 24 offensive rebounds into 19 second-chance points.

Williams posted a game-high 14 points—which came on a steady 7-of-14 shooting—and snared 10 rebounds to collect her seventh career double-double.

Three other Gators joined her in double figures. That trio was led by sophomore forward Haley Lorenzen, who scored 12 points and made five of her 10 field goal attempts. Redshirt senior guard Cassie Peoples and junior center Tyshara Fleming finished with 11 points apiece for the Gators. In addition to her career-best scoring night, Fleming pulled down eight rebounds.

How It Happened

After falling behind by four points in the opening three minutes, the Gators rattled off a 12-2 run, with six of those points coming from sophomore guard Dyandria Anderson, to take an 18-12 lead at the 3:17 mark of the opening frame.

Hitting 10 of their first 17 shots from the field helped the Gators keep pace with the Owls' solid offensive output in the opening quarter and start of the second.

The Owls hung around for the majority of the second quarter, keeping the deficit to single digits until the closing four minutes of the second quarter, when the Gators hit their stride and closed the half by making five of their final six attempts. That sharp shooting allowed Florida to take a 48-34 lead into the locker room at halftime.

Following a brief run by Kennesaw State, aided by an uncharacteristic UF scoring drought in the first four minutes of the third quarter, the Gators pulled away for good, never letting the lead shrink to less than 13 points after the midway point of the third.

From there, Florida would led by as many as 27 points on three different occasions before the final buzzer sounded.

News and Numbers of Note

- Florida posted its largest margin of victory (27 points) since beating Southern, 78-49, on Dec. 21, 2014.
- UF reached its highest point total (84) in a home game since last season's 92-64 win over Charleston Southern on Nov. 25, 2014.
- Twelve different Gators scored a point in tonight's win.
- Florida racked up season highs in total rebounds (51), offensive rebounds (24), steals (15) and forced turnovers (25).
- Ronni Williams recorded consecutive double-doubles for the first time in her career
- At the 8:55 mark of the third quarter, Williams converted a layup to score her 600th career point
- In just 12 minutes of action, Tyshara Fleming posted a career-high 11 points, topping her previous high of eight points (Nov. 13, at Temple).
- Haley Lorenzen scored in double figures for the eighth time in her career, with her last double-digit effort coming at Texas A&M on Feb. 22, 2015. All but two of her 12 points came in the first half.

GAME 4: Savannah State vs Florida
11/24/15 7 pm ET at Gainesville, FL * O'Connell Center

VISITORS: Savannah State 1-2

##	Player Name		TOT-FG	3-PT	REBOUNDS										
			FG-FGA	FG-FGA	FT-FTA	OF	DE	TOT	PF	TP	A	TO	BLK	S	MIN
15	BUIE,Shanikwa.....	f	0-1	0-1	0-2	0	3	3	2	0	0	2	0	0	20
32	EDWARDS,Jeremica....	f	2-8	0-0	1-2	2	3	5	5	0	8	0	0	0	23
44	DAVIS,Tiyonda.....	c	1-6	0-0	1-2	3	4	7	5	3	0	1	4	3	28
02	HENDRIX,Kenyata.....	g	6-12	1-4	0-0	0	2	2	1	13	2	7	1	0	34
03	SHAW,Taylor-Ashley..	g	2-6	0-0	2-5	1	1	2	5	6	0	5	0	2	24
01	TREADWELL,Caprisha..		0-1	0-0	0-0	1	1	2	4	0	0	1	0	1	8
04	ANDERSON,Jacqueline.		0-0	0-0	0-0	0	0	0	1	0	0	1	0	0	5
05	FIELDS,Lauryn.....		1-11	0-2	1-2	1	4	5	2	3	1	7	0	1	29
14	RICHARDSON,Tanease..		0-0	0-0	0-0	0	0	0	1	0	0	0	0	0	4
24	BROWN,Deyja.....		1-3	0-1	0-0	0	2	2	4	2	0	2	0	0	13
25	BUSH,Destini.....		1-1	0-0	0-2	1	1	2	1	2	0	1	0	0	9
35	COLBERT,Charlinda...		0-0	0-0	0-0	0	0	0	0	0	0	2	0	0	3
TEAM.....						4	4	8			2				
Totals.....			14-49	1-8	5-15	13	25	38	31	34	3	39	5	7	200
TOTAL FG% 1st Half:		5-26	19.2%	2nd Half:		9-23	39.1%	Game:		28.6%		DEADB			
3-Pt. FG% 1st Half:		0-4	0.0%	2nd Half:		1-4	25.0%	Game:		12.5%		REBS			
F Throw % 1st Half:		3-8	37.5%	2nd Half:		2-7	28.6%	Game:		33.3%		4			

HOME TEAM: Florida 3-1

##	Player Name	TOT-FG	3-PT	REBOUNDS											
		FG-FGA	FG-FGA	FT-FTA	OF	DE	TOT	PF	TP	A	TO	BLK	S	MIN	
01	Williams,Ronni.....	f	7-9	0-0	2-3	4	6	10	0	16	0	1	3	2	24
44	Lorenzen,Haley.....	f	3-5	0-0	1-2	1	3	4	4	7	1	0	2	1	21
04	Needles,Carlie.....	g	2-8	1-6	4-5	1	0	1	0	9	1	1	0	2	22
11	Anderson,Dyandria....	g	3-6	0-1	0-0	1	1	2	1	6	1	0	1	4	14
21	Christinaki,Eleanna..	g	4-9	1-4	2-2	2	2	4	1	11	6	3	1	3	22
02	Young,Isis.....		2-9	0-4	0-0	0	0	0	2	4	2	2	0	1	19
03	Miller,January.....		5-11	1-3	5-6	0	1	1	0	16	0	1	0	3	16
15	Dimaite,Viktorija....		2-2	1-1	1-4	1	1	2	0	6	0	0	0	0	8
20	Westbrook,Simone....		3-5	1-3	0-0	1	4	5	0	7	8	2	0	6	19
23	Copeland,Brooke.....		0-2	0-2	1-2	2	2	4	0	1	2	1	1	0	11
24	Fleming,Tyshara.....		5-7	0-0	1-2	5	3	8	3	11	1	0	1	0	9
32	Batchelor,Carla.....		1-4	0-1	3-3	0	1	1	1	5	1	0	0	0	15
TEAM.....						1	4	5							
Totals.....			37-77	5-25	20-29	19	28	47	12	99	23	11	9	22	200
TOTAL FG% 1st Half: 19-37			51.4%	2nd Half: 18-40		45.0%		Game: 48.1%		DEADB					
3-Pt. FG% 1st Half: 2-10			20.0%	2nd Half: 3-15		20.0%		Game: 20.0%		REBS					
F Throw % 1st Half: 10-14			71.4%	2nd Half: 10-15		66.7%		Game: 69.0%		5					

Officials: Cameron Inouye, Frank Steratore, Angel Stanton
Technical fouls: Savannah State-None. Florida-None. Attendance: 1062
Score by Periods 1st 2nd 3rd 4th Total
Savannah State..... 13 0 14 7 - 34
Florida..... 28 22 33 16 - 99
SSU#44 T.Davis fouls out at 5:40(4), SSU#32 J.Edwards at 2:12(4)
SSU#3 T.Shaw at 1:21(4)
Points in the paint-SSU 22,UF 58. Points off turnovers-SSU 7,UF 49.
2nd chance points-SSU 4,UF 14. Fast break points-SSU 4,UF 24.
Bench points-SSU 7,UF 50. Score tied-0 times. Lead changed-0 times.
Last FG-SSU 4th-01:39, UF 4th-02:03.
Largest lead-SSU None, UF by 66 4th-02:03.
SSU led for 00:00. UF led for 39:02. Game was tied for 00:58.

Game 4: Florida 99, Savannah State 34 November 24, 2015 * O'Connell Center * Gainesville, Fla.

Behind an outstanding defensive effort and yet another barrage of points in the paint, Florida notched its third consecutive victory, routing Savannah State, 99-34.

The Gators held the Lady Tigers to just 28.6-percent shooting and forced a season-best 39 turnovers, 22 of which were the result of steals. Florida converted those miscues and takeaways into 49 points, tallying 24 on fast breaks. Mostly the result of layups off of turnovers and fantastic interior passing, UF outscored SSU 58-22 in the paint.

Junior **Ronni Williams** and junior **January Miller** scored a game-high 16 points apiece for UF, which posted the largest margin of victory in the **Amanda Butler** era that began with the 2007-08 season and was just four shy of tying the all-time program record. Williams also recorded a season-high three blocks and snared 10 rebounds for her third consecutive double-double.

Freshman **Eleanna Christinaki**, who made her second consecutive start, and junior **Tyshara Fleming** were the only other Gators in double figures. Both finished with 11 points, while Christinaki added six assists and Fleming corralled eight rebounds

2015-16 Florida Final Box Scores & Game Recaps

GAME 5: Ball State vs Florida
11/27/15 5:00 PM MST at Boulder, Colo. (Coors Events Center)

VISITORS: Ball State 2-2

##	Player Name	TOT-FG		3-PT		REBOUNDS		PF	TP	A	TO	BLK	S	MIN
		FG-FGA	FG-FGA	FT-FTA	OF DE TOT	PF	TP							
33	Monaco, Moriah.....	f	1-5	0-3	0-0	0	5	5	2	0	4	0	0	20
14	Bennett, Renee.....	c	5-6	0-0	0-0	1	4	4	10	0	1	0	0	17
03	Grande, Carmen.....	g	2-8	1-3	0-0	1	3	4	5	8	5	1	1	35
04	Fontaine, Nathalie....	g	7-16	0-1	2-2	4	3	7	3	16	3	4	1	2
05	Morrison, Jill.....	g	4-10	2-6	4-4	0	4	4	1	14	3	0	0	39
00	Simond, Brionna.....		0-1	0-0	2-2	0	0	0	1	2	0	1	0	7
10	Hosea, Calyn.....		1-2	0-0	0-0	2	2	4	1	2	2	0	0	12
15	Fernandez, Lucia....		4-9	0-0	3-6	1	4	5	2	11	1	2	1	19
20	Frazier, Shannie....		2-2	0-0	2-2	1	0	1	1	6	2	2	0	8
30	Merder, Shelby.....		4-5	3-4	0-0	0	0	0	2	11	0	0	0	10
TEAM.....					3	2	5							
Totals.....			30-64	6-17	13-16	13	25	38	24	79	19	22	3	7 200
TOTAL FG% 1st Half: 16-30			53.3%	2nd Half: 14-34		41.2%		Game: 46.9%		DEADB				
3-Pt. FG% 1st Half: 3-7			42.9%	2nd Half: 3-10		30.0%		Game: 35.3%		REBS				
F Throw % 1st Half: 8-11			72.7%	2nd Half: 5-5		100%		Game: 81.3%		1				

HOME TEAM: Florida 4-1

##	Player Name	TOT-FG		3-PT		REBOUNDS		PF	TP	A	TO	BLK	S	MIN
		FG-FGA	FG-FGA	FT-FTA	OF DE TOT	PF	TP							
01	Williams,Ronni.....	f	4-10	0-1	4-4	3	2	5	3	12	0	2	2	1 25
44	Lorenzen,Haley.....	f	9-12	0-0	2-2	5	1	6	2	20	0	2	0	2 30
04	Needles,Carlie.....	g	4-12	4-12	1-2	1	1	2	2	13	2	0	4	32
11	Anderson,Dyandria....	g	2-3	1-2	4-4	2	6	8	0	9	10	2	1	0 28
21	Christinaki,Eleanna. g		1-6	0-2	0-0	0	4	4	3	2	2	3	1	0 15
03	Miller,January.....		0-3	0-0	6-8	0	0	0	3	6	1	2	0	2 14
13	Peoples,Cassie.....		0-3	0-2	0-0	1	0	1	1	0	0	0	0	7
20	Westbrook,Simone....		5-12	3-6	4-4	1	1	2	2	17	2	1	0	2 24
23	Copeland,Brooke.....		0-0	0-0	0-0	0	0	0	1	0	0	0	0	2
24	Fleming,Tyshara.....		1-3	0-0	0-0	1	0	1	1	2	1	1	0	1 6
32	Batchelor,Carla.....		1-4	0-1	2-2	1	3	4	2	4	2	1	0	1 17
TEAM.....					1	4	5							
Totals.....			27-68	8-26	23-26	16	22	38	20	85	20	16	4	13 200
TOTAL FG% 1st Half: 12-29			41.4%	2nd Half: 15-39		38.5%		Game: 39.7%		DEADB				
3-Pt. FG% 1st Half: 5-12			41.7%	2nd Half: 3-14		21.4%		Game: 30.8%		REBS				
F Throw % 1st Half: 14-16			87.5%	2nd Half: 9-10		90.0%		Game: 88.5%		3,1				

Officials: Robert Scofield, Wanda Szeremeta, Alecia Murray
Technical fouls: Ball State-None. Florida-None. Attendance: 538
Score by Periods 1st 2nd 3rd 4th Total
Ball State..... 20 23 19 17 - 79
Florida..... 16 27 22 20 - 85
Omni Classic Semifinals
Monaco (BALLST) fouled out with 8.9 seconds remaining
Points in the paint-BALLST 42,UF 30. Points off turnovers-BALLST 12,UF 32.
2nd chance points-BALLST 17,UF 15. Fast break points-BALLST 6,UF 2.
Bench points-BALLST 32,UF 29. Score tied-10 times. Lead changed-8 times.
Last FG-BALLST 4th-00:11, UF 4th-00:50.
Largest lead-BALLST by 7 4th-03:22, UF by 7 3rd-07:15.
BALLST led for 16:42. UF led for 18:09. Game was tied for 05:09.

Game 5: Florida 85, Ball State 79 November 27, 2015 * Coors Events Center * Boulder, Colo.

A number of significant individual performances and clutch free throw shooting propelled the Gators to a thrilling 85-79 victory against Ball State in the first game of the 29th Omni Hotels Classic played at the Coors Events Center on Friday evening.

Florida trailed by as many as seven points, 77-70, with 3:22 remaining before ending the game on a 15-2 run to win its fourth consecutive game and earn a spot in Saturday's championship against host Colorado.

Sophomore Haley Lorenzen scored a game and career-high 20 points, hitting 9-of-12 from the field that included several outside jumpers.

Junior Simone Westbrook sparked the Gators off the bench with a career-high 17 points, as she converted 3-of-3 from beyond the arc, as well as all four free throw attempts. During the final 3:22 of the game, Westbrook scored seven points, including consecutive scores that featured a three-pointer and a scoop layin after Carlie Needles stole an inbounds pass and dished to Westbrook who had the Gators with two points, 77-75.

Needles, a redshirt senior from Highlands Ranch, Colo., approximately 46 miles from Boulder, scored all of her 13 points during the first half en route to a season-high scoring output. She also finished with a game-high four steals and a pair of assists.

Junior Ronni Williams finished with 12 points for her fourth double-figure scoring game of the season and 36th of her career.

Sophomore Dyandria Anderson had a stellar all-around game and flirted with a triple-double, recording nine points, 10 assists and eight rebounds, all of which were career-highs. It was the first time a Gator has dished double-figure assists since Brandi McCain handed out 11 against Kent State on Dec. 29, 2001.

Anderson also was clutch from the free throw line down the stretch for the Gators, who converted a season-best 23-of-26. Anderson hit all four of her attempts from the line in the final eight seconds to seal the victory.

How it Happened

The game was tight throughout and featured 10 lead changes and eight tied scores. The first half deadlocked at 45. Florida began the second half on a 9-2 spurt and took its largest lead of the game, 52-45, with 6:51 remaining in the third quarter.

Ball State charged back and tied the score on two different occasions in the third quarter, the second time as late as 25 seconds remaining. Westbrook, however, nailed a three-pointer with seven ticks left and the Gators carried a three-point lead into the final frame.

The Cardinals charged out to start the fourth quarter. After Lorenzen knocked down a 12 footer, BSU went on a 13-3 run over the next 5:23 and took a 77-79 lead with 3:22 remaining.

Lorenzen again hit a tough jumper with 3:01 remaining to stop the BSU spree and spark a 9-0 Gator run.

Anderson came up with a defensive board and found then found Westbrook on the other end where she nailed a three-pointer and had the Gators within two, 77-75, with 2:36 on the clock.

Anderson again limited BSU to one shot as she corralled her sixth defensive board. She also provided the assist to Lorenzen, who was the recipient of Anderson's great inside pass.

BSU's scoring drought continued, as Nathalie Fontaine, the Mid-American preseason conference player of the year who finished with a team-high 16 points, missed inside, but got the rebound and the Cardinals called a timeout. Lorenzen stole the inbounds pass and Westbrook was fouled with 28 seconds remaining. She knocked down both tries and Florida took an 81-77 lead.

Renee Bennett cut UF's lead to two with a layup and BSU quickly fouled Anderson, who sank both free throws with eight seconds left that gave UF an 83-79 advantage. The Cardinals again missed and had to foul Anderson, who had come up with the rebound. Anderson made both from the line to close the game's scoring.

GAME 6: Florida vs Colorado
11/28/15 7:30 p.m. at Boulder, Colo. (Coors Events Center)

VISITORS: Florida 5-1

##	Player Name	TOT-FG		3-PT		REBOUNDS		PF	TP	A	TO	BLK	S	MIN
		FG-FGA	FG-FGA	FT-FTA	OF DE TOT	PF	TP							
01	Williams,Ronni.....	f	2-2	0-0	4-5	0	6	6	5	8	0	5	0	0 13
44	Lorenzen,Haley.....	f	3-7	0-0	0-0	2	6	8	3	6	0	2	2	2 17
04	Needles,Carlie.....	g	2-8	2-4	0-0	1	3	4	1	6	3	0	0	3 32
11	Anderson,Dyandria....	g	1-2	1-1	0-0	0	5	5	1	3	0	2	0	3 21
21	Christinaki,Eleanna. g		4-10	0-1	0-1	3	1	4	3	8	4	3	0	1 19
02	Young,Isis.....		1-2	0-0	0-0	0	0	0	0	2	0	1	0	0 3
03	Miller,January.....		4-9	0-1	3-4	3	3	6	4	11	3	2	0	1 15
13	Peoples,Cassie.....		3-7	0-1	8-11	0	1	1	2	14	1	2	0	2 13
15	Dimaite,Viktorija...		3-3	0-0	0-0	0	1	1	1	6	0	0	1	0 8
20	Westbrook,Simone....		3-5	1-3	0-0	0	2	2	3	7	3	2	0	1 18
23	Copeland,Brooke.....		0-3	0-3	0-0	0	0	0	0	0	0	0	0	0 7
24	Fleming,Tyshara.....		4-7	0-0	0-2	4	4	8	3	8	1	2	2	3 15
32	Batchelor,Carla.....		2-7	0-1	0-0	4	1	5	3	4	1	3	0	0 19
TEAM.....					2	1	3							
Totals.....			32-72	4-15	15-23	19	34	53	29	83	16	24	5	16 200
TOTAL FG% 1st Half: 14-37			37.8%	2nd Half: 18-35		51.4%		Game: 44.4%		DEADB				
3-Pt. FG% 1st Half: 3-11			27.3%	2nd Half: 1-4		25.0%		Game: 26.7%		REBS				
F Throw % 1st Half: 8-10			80.0%	2nd Half: 7-13		53.8%		Game: 65.2%		2				

HOME TEAM: Colorado 3-2

##	Player Name	TOT-FG		3-PT		REBOUNDS		PF	TP	A	TO	BLK	S	MIN
		FG-FGA	FG-FGA	FT-FTA	OF DE TOT	PF	TP							
50	Swan, Jamee.....	f	2-7	0-0	6-6	3	4	7	2	10	1	3	2	1 15
15	Correal, Zoe.....	c	1-3	0-0	2-2	0	5	5	3	4	1	2	2	1 29
14	Leonard, Kennedy....	g	5-14	2-6	4-4	1	5	6	4	16	2	7	0	2 31
22	Smith, Haley.....	g	4-12	0-0	3-4	2	3	5	2	11	2	1	0	2 27
24	Huggins, Lauren....	g	1-7	0-5	0-0	1	2	3	1	2	1	0	0	1 28
01	Ellis, Makenzie....		3-6	0-0	2-2	0	3	3	1	8	0	3	1	0 20
02	Robinson, Alexis....		2-9	0-1	3-4	2	1	3	3	7	3	2	1	0 25
03	Watts, Bri.....		0-2	0-0	1-2	0	2	2	1	1	3	2	0	1 11
13	Thomas, Brecca.....		1-3	0-2	0-0	0	0	0	3	2	0	4	0	0 14
TEAM.....					3	2	5							
Totals.....			19-63	2-14	21-24	12	27	39	20	61	13	26	6	8 200
TOTAL FG% 1st Half: 8-29			27.6%	2nd Half: 11-34		32.4%		Game: 30.2%		DEADB				
3-Pt. FG% 1st Half: 1-9			11.1%	2nd Half: 1-5		20.0%		Game: 14.3%		REBS				
F Throw % 1st Half: 16-18			88.9%	2nd Half: 5-6		83.3%		Game: 87.5%		1				

Officials: Robert Scofield, Wanda Szeremeta, Alecia Murray
Technical fouls: Florida-None. Colorado-None. Attendance: 1666
Score by Periods 1st 2nd 3rd 4th Total
Florida..... 21 18 22 22 - 83
Colorado..... 8 25 15 13 - 61
Points in the paint-UF 48,COLO 22. Points off turnovers-UF 23,COLO 21.
2nd chance points-UF 17,COLO 8. Fast break points-UF 20,COLO 2.
Bench points-UF 52,COLO 18. Score tied-0 times. Lead changed-0 times.
Last FG-UF 4th-00:28, COLO 4th-01:06.
Largest lead-UF by 24 4th-06:07, COLO None.
UF led for 39:24. COLO led for 00:00. Game was tied for 00:36.

Game 6: Florida 83, Colorado 61 November 28, 2015 * Coors Events Center * Boulder, Colo.

Florida overcame early adversity and relied on its depth to defeat Colorado, 83-61, and win the 29th Omni Hotels Classic played at the Coors Events Center on Saturday evening.

The Gators were plagued with foul trouble from the opening minutes of the game, but turned to its bench which produced in 52 points, paced by a team-high 14 points from **Cassie Peoples** and 11 from **January Miller**, who also collected six rebounds and dished three assists.

In spite of her foul woes – picking up two in the first 1:52 of the game - sophomore **Haley Lorenzen** was named MVP of the event, as she followed her career-high 20-point performance against Ball State on Friday with six points, a game-high eight rebounds with two blocks and two steals in the championship game.

Simone Westbrook also earned a spot on the All-Tournament Team, as she scored a career-best 17 points against the Cardinals and continued to lead the Gator's defensive charge that came through with 20 fast-break points against Colorado, which had won its home tournament 18 of the previous 27 years.

How it Happened

2015-16 Florida Final Box Scores & Game Recaps

GAME 7: Florida vs South Alabama
12/01/15 7 p.m.CT at Mobile, Ala. (Mitchell Center)

VISITORS: Florida 6-1

		TOT-FG		3-PT		REBOUNDS													
##	Player Name	FG-FGA	FG-FGA	FT-FTA	OF	DE	TOT	PF	TP	A	TO	BLK	S	MIN					
01	Williams,Ronnie.....	f	6-10	1-1	1-6	5	7	12	5	14	0	1	0	2	21				
04	Needles,Carlie.....		5-15	4-11	1-1	1	2	3	0	15	3	4	0	2	36				
11	Anderson,Dyandria....	g	5-12	1-3	2-2	5	5	10	1	13	2	3	0	1	35				
21	Christinaki,Eleanna..	g	0-3	0-0	0-0	2	0	2	1	0	1	1	0	0	11				
44	Lorenzen,Haley.....	g	3-11	0-0	0-0	3	5	8	3	6	0	2	1	0	18				
02	Young,Isis.....		0-1	0-0	0-0	0	0	0	0	0	0	1	0	0	5				
03	Miller,January.....		1-4	0-0	1-2	1	2	3	2	3	1	1	0	0	8				
13	Peoples,Cassie.....		2-5	1-2	3-4	0	1	1	2	8	1	5	0	0	15				
15	Dimaite,Viktorija....		1-3	0-2	0-0	1	0	1	1	2	0	0	1	0	4				
20	Westbrook,Simone....		2-6	0-1	0-1	1	1	2	0	4	0	1	0	1	12				
23	Copeland,Brooke.....		0-1	0-1	0-0	0	1	1	0	0	0	0	0	0	4				
24	Fleming,Tyshara.....		1-1	0-0	0-0	1	4	5	2	2	0	1	2	1	12				
32	Batchelor,Carla.....		2-3	1-2	0-0	1	3	4	4	5	0	1	2	1	19				
TEAM.....						4	2	6											
Totals.....			28-75		8-23	8-16	25	33	58	21	72	8	21	6	8 200				
TOTAL FG% 1st Half: 12-39			30.8%	2nd Half: 16-36		44.4%		Game: 37.3%		DEADB									
3-Pt. FG% 1st Half: 3-11			23.1%	2nd Half: 5-10		50.0%		Game: 34.8%		REBS									
F Throw % 1st Half: 6-7			85.7%	2nd Half: 2-9		22.2%		Game: 50.0%		4									

HOME TEAM: South Alabama 1-3

HOME TEAM: South Alabama		TOT-FG		3-PT	REBOUNDS														
##	Player Name	FG-FGA	FG-FGA	FT-FTA	OF	DE	TOT	PF	TP	A	TO	BLK	S	MIN					
15	Gullory, LaNeetra.....	f	2-6	0-0	0-2	2	5	7	1	4	0	1	3	0	20				
34	Ellis, Chyna.....	c	3-8	0-1	1-3	2	7	9	2	7	1	1	2	1	30				
03	Davis, Colby.....	g	4-7	0-0	1-5	1	4	5	4	9	4	4	0	2	35				
10	Daniels, Marquita.....	g	4-16	1-10	1-4	0	1	1	1	10	3	4	2	4	31				
30	Perrymond, Genesis.....	g	4-8	4-8	3-4	1	3	4	0	15	3	1	2	1	36				
21	Miller, Julian.....		1-4	0-0	2-2	0	1	1	2	4	2	1	1	1	18				
24	Autio, Erin.....		2-6	1-3	2-3	1	2	3	4	7	0	5	0	0	20				
44	Hall, India.....		2-3	0-0	0-0	0	1	1	2	4	0	0	0	0	10				
TEAM.....						2		2		4									
Totals.....		22-58		6-22		10-23		9 26 35		16		60		13 17 10		9 200			
TOTAL FG% 1st Half: 14-28		50.0%		2nd Half: 8-30		26.7%		Game: 37.9%		DEADB									
3-Pt. FG% 1st Half: 3-11		27.3%		2nd Half: 3-11		27.3%		Game: 27.3%		REBS									
F Throw % 1st Half: 3-8		37.5%		2nd Half: 7-15		46.7%		Game: 43.5%		7									

Officials: Douglas Knight, Kylie Galloway, Meadow Overstreet
Technical fouls: Florida-None. South Alabama-None. Attendance: 804
Score by Periods 1st 2nd 3rd 4th Total
Florida..... 12 21 18 21 - 72
South Alabama..... 17 17 11 15 - 60
Points in the paint-UF 32,USA 24. Points off turnovers-UF 17,USA 12.
2nd chance points-UF 18,USA 10. Fast break points-UF 0,USA 4.
Bench points-UF 24,USA 15. Score tied-0 times. Lead changed-1 time.
Last FG-UF 4th-01:32, USA 4th-00:18.
Largest lead-UF by 16 4th-02:35, USA by 8 2nd-04:18.
UF led for 18:34. USA led for 20:25. Game was tied for 01:01.

Game 7: Florida 72, South Alabama 60 December 1, 2015 * Mitchell Center * Mobile, Ala.

Carlie Needles scored a game-high 15 points, sophomore **Dyandria Anderson** notched her first double-double of her career and the Gators overcame a sluggish start to win earn a 72-60 victory against South Alabama at the Mitchell Center Tuesday evening.

Tonight's win, which was Florida's sixth straight, represented the 199th career victory for UF Head Coach Amanda Butler, who is in her 11th year overall on the sideline

Florida trailed the entire first half and was within one points six times in the first half but couldn't manage to take the lead, as South Alabama took a 34-33 halftime lead.

Ronni Williams, who finished the game with 14 points and 12 rebounds for her fourth double-double of the season and ninth of her career, scored the first four points of the third quarter and gave the Gators their first lead of the game and they never trailed again, as Anderson tacked on two more points as part of that initial run of the frame.

The teams traded scores for the majority of the third quarter and South Alabama was within two points on three occasions, the latest with 34 seconds left.

That's when **Simone Westbrook** converted a slashing layup ignited a 21-9 run that gave the Gators a 70-54 lead with 2:35 remaining the fourth quarter and Florida won its third consecutive road game in a five-day span that covered two different states.

Second Quarter Momentum

Florida picked up the pace in the second quarter, thanks to nine points from Needles, as the Gators hit 7-of-16 shots during the frame and held a 13-6 rebounding edge

Viktorija Dimaite hit an inside jumper in the paint with three seconds remaining in the half to end the scoring.

The Gators struggled in the first quarter, when they shot just 21.7 percent (5-23) from the floor and trailed 20-12 to the Jaguars, who hit 50 percent of their shot attempts.

Double-Doubling Their Pleasure

- Dyandria Anderson recorded the first double-double of her career, finishing the night with 13 points and 10 rebounds
- Ronni Williams finished with 14 points and 11 rebounds for her fourth double-double of the year and ninth in her career
- Last time two Gators had a double-double in one game was on Feb. 21, 2013 against Vanderbilt – Jennifer George (13 points, 11 rebounds) and Sydney Moss (15 points, 10 rebounds)

Quotes from the Court – UF Head Coach Amanda Butler

"I think the road caught up with us a little bit. There's been a lot of talk about how many games we've played close together and on the road. We learned a great lesson about mental readiness. I think physically we were ready but we didn't come out of the gates like we needed to, but we did win. To shoot as poorly as we did from everywhere and still outbounced them – 23 offensive rebounds – that's definitely a positive. To outbounce them in the fashion that we did, honestly, we the story of the game for us."

Numbers of Note

- Florida won the rebounding battle, 57-35, including 23 offensive boards.
- UF shot 30.8 percent in the first half, 45.7 percent in the second and 37.8 percent overall

GAME 8: Arkansas State vs Florida
12/07/15 7 pm ET at Gainesville, FL * O'Connell Center

VISITORS: Arkansas State 4-2

		TOT-FG		3-PT	REBOUNDS																		
##	Player Name	FG-FGA	FG-FGA	FT-FTA	OF	DE	TOT	PF	TP	A	TO	BLK	S	MIN									
03	Brown-Haywood, Khadi	f	8-17	2-6	3-4	3	5	8	4	21	1	3	0	4	40								
05	Gill, Brittney.....	g	5-13	0-1	0-0	2	6	8	3	10	6	1	0	3	28								
11	Lawson, Amanda.....	g	3-6	0-0	1-4	2	2	4	5	7	1	2	1	2	28								
21	Flanery, Jessica.....	g	4-14	3-11	0-0	1	0	1	1	11	1	2	0	0	29								
24	Gamble, Aundrea.....	g	9-18	1-7	1-1	3	1	4	4	20	2	1	0	1	40								
01	Bradshaw, Lauren....		0-0	0-0	0-0	0	0	0	0	0	0	1	0	0	6								
13	Fowler, Brittany....		1-2	1-2	0-0	0	0	0	0	3	0	1	0	0	8								
25	Oliver, Dominique...		0-1	0-0	0-0	1	0	1	0	0	1	3	0	0	15								
33	Obinabo, Ogo.....		0-0	0-0	0-0	0	2	2	1	0	0	0	1	0	6								
TEAM.....						2		3		5													
Totals.....		30-71		7-27		5-9		14 19 33		18		72		12 14		2 10 200							
TOTAL FG% 1st Half: 14-33		42.4%		2nd Half: 16-38		42.1%		Game: 42.3%		DEADB													
3-Pt. FG% 1st Half: 3-10		30.0%		2nd Half: 4-17		23.5%		Game: 25.9%		REBS													
F Throw % 1st Half: 2-4		50.0%		2nd Half: 3-5		60.0%		Game: 55.6%		2													

2015-16 Florida Final Box Scores & Game Recaps

GAME 9: Florida vs Wisconsin
12/10/15 7 p.m. at Kohl Center, Madison, Wis.

VISITORS: Florida 8-1

		TOT-FG		3-PT	REBOUNDS										
##	Player Name		FG-FGA	FG-FGA	FT-FTA	OF	DE	TOT	PF	TP	A	TO	BLK	S	MIN
01	Williams,Ronni.....	f	2-4	0-0	0-0	1	3	4	5	4	0	2	1	2	19
44	Lorenzen,Haley.....	f	2-7	0-0	0-0	1	3	4	1	4	0	3	0	0	25
04	Needles,Carlie.....	g	1-4	0-1	0-0	2	0	2	0	2	0	2	0	0	14
11	Anderson,Dyandria....	g	1-2	0-1	2-2	0	1	1	2	4	2	1	0	0	23
21	Christinaki,Eleanna..	g	7-9	1-1	6-8	1	4	5	2	21	2	2	0	1	28
03	Miller,January.....		3-6	3-4	1-2	1	1	2	4	10	3	2	0	3	15
13	Peoples,Cassie.....		7-13	1-2	5-5	2	0	2	0	20	2	1	0	2	22
15	Dimaite,Viktorija....		0-0	0-0	0-0	0	1	1	0	0	0	0	0	0	1
20	Westbrook,Simone....		5-9	2-5	6-8	1	4	5	2	18	4	0	0	6	20
24	Fleming,Tyshara.....		0-3	0-0	1-2	0	3	3	1	1	0	1	2	0	12
32	Batchelor,Carla.....		3-9	1-4	0-0	2	2	4	2	7	1	1	1	1	21
TEAM.....						2	2	4							
Totals.....			31-66	8-18	21-27	13	24	37	19	91	14	15	4	15	200

TOTAL FG% 1st Half: 16-34 47.1% 2nd Half: 15-32 46.9% Game: 47.0% DEADB
3-Pt. FG% 1st Half: 5-9 55.6% 2nd Half: 3-9 33.3% Game: 44.4% REBS
F Throw % 1st Half: 6-6 100 % 2nd Half: 15-21 71.4% Game: 77.8% 5

HOME TEAM: Wisconsin 3-5

HOME TEAM: WASHINGTON																
#	Player Name	TOT-FG		3-PT		REBOUNDS				PF	TP	A	TO	BLK	S	MIN
		FG-FGA	FG-FGA	FT-FTA	OF	DE	TOT									
25	Johnson, Michala....	f	3-7	0-0	0-0	1	3	4	4	6	0	2	0	3	29	
40	Young, Aiyanna.....	f	3-5	0-0	2-4	4	5	9	3	8	1	3	1	1	34	
01	Whyte, Dakota.....	g	7-16	2-5	2-2	2	2	4	3	18	4	1	0	0	32	
04	Bauman, Nicole.....	g	6-14	3-9	4-6	0	1	1	4	19	5	7	0	0	30	
22	Cichy, Tessa.....	g	4-7	2-4	0-0	1	2	3	2	10	1	6	0	3	33	
05	Marble, Roichelle....	g	0-1	0-0	0-0	0	1	1	3	0	2	1	0	0	4	
11	Howard, Marsha.....	g	1-1	0-0	0-0	0	0	0	0	2	0	0	0	0	3	
23	McMorris, Cayla.....	g	4-10	1-4	1-2	2	0	2	5	10	2	2	1	0	20	
41	Gambino, Rosanna....	g	1-3	0-0	0-0	0	3	3	0	2	0	0	0	0	15	
TEAM.....						2	5	7								
Totals.....			29-64	8-22	9-14	12	22	34	24	75	15	22	2	7	200	

TOTAL FG% 1st Half: 17-31 54.8% 2nd Half: 12-33 36.4% Game: 45.3% DEADB
3-Pt. FG% 1st Half: 4-10 40.0% 2nd Half: 4-12 33.3% Game: 36.4% REBS
F Throw % 1st Half: 6-10 60.0% 2nd Half: 3-4 75.0% Game: 64.3% 4,1

Officials: Tina Napier, Mark Zentz, Brian Garland

Technical fouls: Florida-Anderson,Dyandria. Wisconsin-Whyte, Dakota. Att: 3019

Score by Periods 1st 2nd 3rd 4th Total
Florida..... 17 26 27 21 - 91
Wisconsin..... 26 18 18 13 - 75

Points in the paint-UF 36,WIS 26. Points off turnovers-UF 28,WIS 10.

2nd chance points-UF 6,WIS 11. Fast break points-UF 16,WIS 14.

Bench points-UF 56,WIS 14. Score tied-2 times. Lead changed-1 time.

Last FG-UF 4th-04:25, WIS 4th-04:31.

Largest lead-UF by 16 4th-00:16, WIS by 9 1st-06:04.

UF led for 18:38. WIS led for 19:43. Game was tied for 01:37.

Game 9: Florida 91, Wisconsin 75

December 10, 2015 * Kohl Center * Madison, Wisconsin

Florida's guards combined for 75 points and guided the Gators to a 91-75 road win against Wisconsin at the Kohl Center Thursday evening.

The victory didn't come easily, however. Wisconsin jumped out to a quick nine-point lead and held a one-point halftime advantage.

The Gators used a 28-9 run from the end of the first half into the third quarter – a span of 6:06 – that flipped a five-point deficit into a 14-point advantage, 67-53.

UW battled back with an 8-3 run and got within four points, 77-72, with 5:48 remaining in the game.

Simone Westbrook, who finished with a career-best 18 points to accompany six steals, five rebounds and four assists, halted the run with a bucket and **Ronni Williams**, who totaled four points with four rebounds before fouling out, hit a tough jumper inside and Florida was back up eight with just under five minutes to play.

Freshman **Eleanna Christinaki** scored a game and career-best 21 points, as she hit 7-of-9 from the field, including her only three-point attempt, and 6-of-8 free throws.

Cassie Peoples hit a season-best 20 points on 7-of-13 shots, including all five free throw tries.

Senior **January Miller** added 10 points that included the 800th of her career.

How It Happened

Florida scored the final four points of the first half to cut its deficit to one, 44-43, and carried that momentum into the second half where the Gators scored the first eight points and took a 51-44 lead.

After a three-pointer from Cayla McMorris, Florida continued its march when Peoples converted a three-point-play that started a 14-6 spurt and the Gators extended their lead to 67-53 with 4:19 left in the third quarter.

Florida carried a 70-62 lead into the fourth quarter, where Wisconsin staged a comeback early, getting within five points before Florida stepped up at the free throw line where the Gators scored their final eight points of the game.

Overall, UF hit a steady 21-of-27 from the line.

Numbers of Note:

- Florida took its first lead of the game on January Miller's three-pointer at the 8:40 mark of the third quarter (47-44)
- The Gators trailed at halftime (44-43) for the fourth time this season.
- It marks the fifth time in program history the Blue and Orange have competed in Wisconsin.
- Tonight's win was Florida's first-ever over the University of Wisconsin.
- Thursday night's contest extended the Gators' winning streak to eight games -- the first eight-game stretch since the 2013-14 squad won nine straight.
- Tonight's win marks the fourth triumph for UF outside of Gainesville and the third true "road" win on the season.
- Florida's guards combined for 75 of UF's 91 points.
- Wisconsin shot 54.8 percent (17-31) in the first half, the best in a half by a Gator opponent this season
- UW's 44 first-half points were the second-most by a UF opponent this year (Temple had 50)

GAME 10: Robert Morris vs Florida
12/13/15 2 pm ET at Gainesville, FL * O'Connell Center

VISITORS: Robert Morris 4-5

##	Player Name		TOT-FG		3-PT		REBOUNDS				PF	TP	A	TO	BLK	S	MIN
			FG-FGA	FG-FGA	FT-FTA	OF	DE	TOT									
22	SMITH, Megan.....	f	1-3	0-1	1-2	0	3	3	5	3	2	1	0	1	27		
21	MULRAIN, Mikalah....	c	1-1	0-0	3-6	2	5	7	4	5	1	3	1	3	23		
04	STAMOLAMPROU, A Niki	g	8-15	3-6	0-0	1	1	2	3	19	4	5	0	2	33		
10	NAVARRO, Rebeca.....	g	2-8	2-6	0-0	0	2	2	1	6	0	1	0	0	25		
14	RAVELLI, Ashley.....	g	2-7	0-2	1-2	1	2	3	1	5	0	3	0	3	19		
00	DASHIELL, Shakema...	g	0-0	0-0	0-0	0	0	0	0	0	0	0	0	0	1		
01	JONES, Jocelynn.....	g	0-0	0-0	2-2	0	0	0	0	2	0	0	0	1	4		
02	ADAMS, Nia.....	g	0-2	0-0	0-2	0	1	1	0	0	0	0	0	0	12		
11	BROWN, Janee.....	g	0-2	0-0	3-4	0	0	0	0	3	2	3	0	1	16		
12	MATALY, Lou.....	g	0-2	0-1	0-0	1	0	1	0	0	0	0	0	0	9		
13	KARAMBATSA, Viki....	g	0-1	0-0	1-2	0	1	1	2	1	0	0	0	0	9		
20	WORMACK, Leah.....	g	2-5	0-0	2-2	2	1	3	4	6	0	4	0	0	17		
41	JACKSON, Randi.....	g	1-1	0-0	0-2	0	0	0	0	2	0	4	0	0	5		
TEAM.....					2 2												
Totals.....				17-47	5-16	13-24	7	18	25	20	9	24	1	11	200		

TOTAL FG% 1st Half: 8-21 38.1% 2nd Half: 9-26 34.6% Game: 36.2% DEADB
3-Pt. FG% 1st Half: 4-11 36.4% 2nd Half: 1-5 20.0% Game: 31.3% REBS
F Throw % 1st Half: 5-10 50.0% 2nd Half: 8-14 57.1% Game: 54.2% 5

HOME TEAM: Florida 9-1

TEAM TOTALS															
#	Player Name	TOT-FG		3-PT		REBOUNDS		PF	TP	A	TO	BLK	S	MIN	
		FG-FGA	FG-FGA	FT-FTA	OF	DE	TOT								
01	Williams,Ronni.....	f	4-8	0-0	0-0	1	3	4	3	8	0	3	0	2	18
44	Lorenzen,Haley.....	f	4-7	0-0	5-8	5	3	8	2	13	1	2	1	0	19
04	Needles,Carlie.....	g	1-3	1-3	0-0	1	2	3	1	3	4	1	0	1	19
11	Anderson,Dyandria....	g	4-7	2-3	2-2	1	1	2	1	12	5	2	0	4	22
21	Christinaki,Eleanna..	g	5-6	1-2	2-3	0	1	1	1	13	1	4	0	1	22
02	Young,Isis.....		0-1	0-0	0-0	0	1	1	1	0	0	1	0	0	9
03	Miller,January.....		1-4	0-1	4-4	1	2	3	4	6	0	3	0	1	9
13	Peoples,Cassie.....		4-10	1-4	0-0	2	3	5	0	9	3	1	1	1	22
15	Dimaite,Viktorija....		0-2	0-0	2-2	1	2	3	1	2	0	1	2	0	13
20	Westbrook,Simone....		1-3	0-2	2-2	0	1	1	2	4	2	0	0	3	14
23	Copeland,Brooke.....		1-3	1-3	0-0	0	4	4	3	3	1	1	0	0	10
24	Fleming,Tyshara.....		2-3	0-0	2-2	0	2	2	1	6	0	0	0	3	12
32	Batchelor,Carla.....		0-0	0-0	0-2	2	1	3	2	0	1	2	0	0	11
TEAM.....					1	3	4								
Totals.....			27-57	6-18	19-25	15	29	44	22	79	18	21	4	16	200

TOTAL FG% 1st Half: 13-26 50.0% 2nd Half: 14-31 45.2% Game: 47.4% DEADB

3-Pt. FG% 1st Half: 3-8 37.5% 2nd Half: 3-10 30.0% Game: 33.3% REBS

F Throw % 1st Half: 7-10 70.0% 2nd Half: 12-15 80.0% Game: 76.0% 3

Officials: Felicia Grinter, Lawson Newton, Dawn Marsh

Technical fouls: Robert Morris-None. Florida-None. Attendance: 1017

Score by Periods 1st 2nd 3rd 4th Total

Robert Morris..... 9 16 9 18 - 52

Florida..... 14 22 24 19 - 79

RMU#22 M.Smith fouls out at 3:22(4)

Points in the paint-RMU 18,UF 38. Points off turnovers-RMU 22,UF 28.

2nd chance points-RMU 6,UF 13. Fast break points-RMU 2,UF 15.

Bench points-RMU 14,UF 30. Score tied-0 times. Lead changed-0 times.

Last FG-RMU 4th-02:28, UF 4th-01:39.

Largest lead-RMU None, UF by 31 4th-06:26.

RMU led for 00:00. UF led for 39:35. Game was tied for 00:25.

Game 10: Florida 79, Robert Morris 52

December 13, 2015 * Stephen C. O'Connell Center * Gainesville, Fla.

Florida won its ninth consecutive game on Sunday and the result was never in doubt. The Gators led from start to finish, stifling Robert Morris with their high-pressure defense in a wire-to-wire 79-52 victory at the Stephen C. O'Connell Center.

For the fifth time this season, Florida forced its opponent to commit at least 24 turnovers. The defense also flustered Robert Morris' shooters, as UF held the Colonials to 17-of-47 shooting (36.2 percent), marking the fifth time this year its opponent shot below 37 percent.

Three Gators—**Dyandria Anderson**, **Eleanna Christinaki**, **Haley Lorenzen**—scored at least 12 points.

Christinaki led the trio with a team-high 13 points, her third consecutive 13-plus-point outing. Lorenzen snared a team-best eight rebounds, while Anderson dished out a game-high five assists.

How It Happened

Florida's defense was the prevailing theme of the day, and it created the team's lead through the first quarter.

The Gators forced six turnovers in the final four-plus minutes of the opening frame, building a five-point edge (14-9) by the end of the quarter. Although Robert Morris turned in an efficient second quarter, the Gators made seven of their nine attempts, including a perfect 3-of-3 shooting mark from distance. Consecutive threes by Carlie Needles and Cassie Peoples in the final minute of the stanza stretched the UF lead to 11 points (36-25) as the intermission.

A pair of triples by Dyandria Anderson provided the Gators with all the momentum they needed to close out the victory.

The first came at the 8:20 mark of the third quarter, which gave Florida a 15-point advantage (40-25). Anderson's next trifecta forced Robert Morris to burn a timeout in an unsuccessful attempt to halt a 9-0 spurt that became a quarter-ending 17-5 run.

The Gators would lead by as many as 31 points before the final buzzer sounded.

News and Numbers of Note

- The nine consecutive victories is tied for the fourth longest in program history.
- This is UF's first nine-game win streak since the 2013-14 club (Nov. 30-Jan. 9) posted a 15-game run for the program's longest winning streak
- The Gators have won nine of their first 10 games for the only the eighth time in program history and the first time since starting the 2008-09 campaign with a 15-1 record
- Florida has scored at least 70 points in all 10 of its games this season—it had eight such outings in the entire 2014-15 campaign
- Florida forced Robert Morris to commit a season-high 24 turnovers
- The Gators collected 15 offensive rebounds for the eighth time this season
- Florida converted 19 free throws, marking the fifth time in the last seven games it sank 19-plus freebies

2015-16 Florida Final Box Scores & Game Recaps

GAME 11: Saint Francis vs Florida (GATOR HOLIDAY CLASSIC)
12/20/15 2:30 pm ET at Gainesville, FL * O'Connell Center

VISITORS: Saint Francis 2-8

##	Player Name	TOT-FG		3-PT		REBOUNDS			PF	TP	A	TO	BLK	S	MIN
		FG-FGA	FG-FGA	FT-FTA	OF	DE	TOT								
03	Brielle Ward.....	f	1-3	0-0	0-0	3	4	7	3	2	0	2	0	0	20
05	Katie Reese.....	g	1-8	1-2	2-2	0	4	4	0	5	2	9	0	2	22
12	Aisha Brock.....	g	8-15	3-8	0-0	2	2	4	1	19	3	3	0	2	26
23	Jessica Kovatch.....	g	7-20	5-13	4-4	0	3	3	4	23	3	8	0	2	28
50	Samiah Bethel.....	g	2-9	0-1	0-0	1	3	4	2	4	1	6	1	3	24
01	Madison Johnson.....	g	0-0	0-0	0-0	0	0	0	0	0	0	0	0	0	2
11	Kayla Meador.....	g	0-2	0-0	0-0	0	0	0	1	0	0	0	0	0	3
14	Taylor Allison.....	g	0-2	0-2	0-0	2	1	3	4	0	1	1	0	1	11
15	Maya Wynn.....	g	2-10	1-7	1-2	2	2	4	4	6	3	3	0	1	18
30	Jill Falvey.....	g	0-1	0-1	0-0	0	0	0	0	0	0	0	0	1	2
32	Courtney Zezza.....	g	1-5	0-2	1-2	2	2	4	1	3	0	0	0	0	17
33	Cydney Smith.....	g	1-4	0-1	1-2	4	3	7	5	3	0	4	1	0	15
44	HaLee Adams.....	g	0-2	0-1	0-0	2	0	2	1	0	0	1	0	0	12
TEAM.....						4	2	6							3
Totals.....			23-81	10-38	9-12	22	26	48	26	65	13	40	2	12	200
TOTAL FG% 1st Half: 9-35 25.7%			2nd Half: 14-46 30.4%		Game: 28.4%		DEADB								
3-Pt. FG% 1st Half: 8-21 38.1%			2nd Half: 2-17 11.8%		Game: 26.3%		REBS								
F Throw % 1st Half: 8-10 80.0%			2nd Half: 1-2 50.0%		Game: 75.0%		2								

HOME TEAM: Florida 10-1

##	Player Name	TOT-FG	3-PT	REBOUNDS					PF	TP	A	TO	BLK	S	MIN
		FG-FGA	FG-FGA	FT-FTA	OF	DE	TOT								
32	Batchelor,Carla.....	f	5-8	1-2	1-2	1	7	8	0	12	1	3	0	2	19
44	Lorenzen,Haley.....	f	7-12	0-0	2-2	2	3	5	1	16	2	1	0	2	15
04	Needles,Carlie.....	g	2-3	1-2	0-0	0	1	1	0	5	3	0	0	1	13
11	Anderson,Dyandria.....	g	3-7	0-2	0-0	1	2	3	1	6	3	1	1	0	16
21	Christinaki,Eleanna.....	g	2-5	1-3	2-2	2	2	4	1	7	4	0	2	21	
02	Young,Isis.....	g	2-5	1-1	0-0	0	1	1	2	5	4	3	0	0	17
03	Miller,January.....	g	2-5	0-0	1-3	2	3	5	5	5	2	2	0	1	14
13	Peoples,Cassie.....	g	5-10	1-4	1-1	1	3	4	0	12	2	1	0	5	18
15	Dimaite,Viktorija.....	g	2-4	0-1	4-4	2	0	2	0	8	0	3	2	0	15
20	Westbrook,Simone.....	g	6-11	0-2	5-7	0	3	3	1	17	2	3	1	6	17
23	Copeland,Brooke.....	g	2-3	1-2	4-4	1	5	6	0	9	1	2	3	0	17
24	Fleming,Tyshara.....	g	8-13	0-0	4-8	2	4	6	4	20	1	1	0	2	18
TEAM.....						6	3	9							1
Totals.....			46-86	6-19	24-33	20	37	57	15	122	25	25	7	21	200
TOTAL FG% 1st Half: 28-48		58.3%	2nd Half: 18-38		47.4%	Game: 53.5%		DEADB							
3-Pt. FG% 1st Half: 5-13		38.5%	2nd Half: 1-6		16.7%	Game: 31.6%		REBS							
F Throw % 1st Half: 9-12		75.0%	2nd Half: 15-21		71.4%	Game: 72.7%		3							

Officials: Gina Cross, Bruce Morris, Troy Winders

Technical fouls: Saint Francis-None. Florida-None. Attendance: 1107

Score by Periods 1st 2nd 3rd 4th Total

Saint Francis..... 13 21 14 17 - 65

Florida..... 34 36 18 34 - 122

Gator Holiday Classic, Game 2

SFU#33 fouls out at 3:22(4), UF#3 fouls out at 2:32(4)

Points in the paint-SFU 18,UF 74. Points off turnovers-SFU 22,UF 50.

2nd chance points-SFU 17,UF 12. Fast break points-SFU 8,UF 34.

Bench points-SFU 12,UF 76. Score tied-0 times. Lead changed-0 times.

Last FG-SFU 4th-00:27, UF 4th-00:35.

Largest lead-SFU None, UF by 59 4th-00:27.

SFU led for 00:00. UF led for 39:48. Game was tied for 00:12.

Game 11: Florida 122, Saint Francis 65 (GATOR HOLIDAY CLASSIC)

December 20, 2015 * Stephen C. O'Connell Center * Gainesville, Fla.

Points came early and often for the University of Florida women's basketball team on Sunday (Dec. 20) afternoon, when a pair of significant 20-year-old school records fell in a 122-65 victory over Saint Francis in the first round of the Gator Holiday Classic.

The Gators scored 30 of the game's first 32 points, eventually going on to score 70 points in the first half and shattering the previous UF record for points in a half. The 70 points were also the most by a team in any half of a game in the history of the O'Connell Center, topping the previous record of 65 points set by the Gators against Lynn University back on Feb. 16, 1995.

Florida's 122 total points broke the previous school record of 112 points, which it set against Lynn and at Florida Atlantic back on Jan. 11, 1995.

Five Gators logged double-digit scoring efforts. That group was highlighted by junior center Tyshara Fleming, who scored 20 points, her highest total in a UF uniform. Sophomore forward Haley Lorenzen posted 16 points for her fifth double-digit scoring game of the year, and it also marked the first time this year she's reached double figures in consecutive games.

Cassie Peoples dropped 12 points on 5-of-10 shooting to score in double digits for the sixth time this season, a figure that leads the team.

How It Happened

Florida scored the game's first 15 points and knocked down nine of its first 12 baskets to race out to a 21-2 lead before the halfway point of the first quarter.

The defense was stellar as well. Through the first 8:26 of the opening frame, Saint Francis missed all 14 of its field goal attempts and were forced into 10 turnovers before making its first basket.

Later in the half, following a steal and 3-point play by junior guard Simone Westbrook, senior guard Carla Batchelor finished a layup to make it 66-26, breaking the O'Connell Center record for points in a half.

At the 2:41 mark of the fourth quarter, sophomore guard Brooke Copeland sank a pair of free throws to score the 112th and 113th points of the game to break the school's single-game scoring record.

News and Numbers of Note

- In NCAA Division I records published prior to the start of the 2015-16 season, Florida's 70 first-half points tied the 16th-highest total against a Division I opponent in NCAA history
- UF reached the 100-point mark for the 22nd time in program history, and for the first time since it scored 105 points in a rout of Saint Francis on Dec. 17, 2013
- Florida forced a season-high 40 turnovers, marking its highest total since forcing 43 against Saint Francis back on Dec. 17, 2013
- The Gators also set a season high with 25 assists, their largest output in that category since dishing out 29 helpers against Saint Francis on Dec. 17, 2013
- Three of the five Gators who scored in double figures had at least 10 points at the half—Haley Lorenzen (10 points), Carla Batchelor (10 points), Tyshara Fleming (11 points)

GAME 12: NC State vs Florida
12/21/15 2:30 pm ET at Gainesville, FL * O'Connell Center

VISITORS: NC State 9-4

##	Player Name	TOT-FG		3-PT		REBOUNDS			PF	TP	A	TO	BLK	S	MIN
		FG-FGA	FG-FGA	FT-FTA	OF	DE	TOT								
11	Jennifer Mathurin...	f	4-8	2-4	6-6	2	6	8	1	16	3	1	0	1	33
25	Carlee Schuhmacher...	c	2-3	0-0	2-2	4	4	8	2	6	1	3	3	1	26
03	Miah Spencer.....	g	5-15	1-6	1-5	1	5	6	3	12	4	10	0	2	37
04	Ashley Williams.....	g	1-3	1-3	4-4	1	0	1	4	7	3	3	0	2	30
22	Dominique Wilson....	g	1-9	1-7	2-2	1	1	2	3	5	3	5	0	1	18
00	Camille Anderson....	g	2-7	2-6	0-0	0	2	2	3	6	1	1	0	0	25
05	Chelsea Nelson.....	g	4-9	0-0	7-8	3	4	7	4	15	0	2	0	1	14
21	DD Rogers.....	g	1-2	0-0	1-2	1	2	3	2	3	2	0	0	0	8
23	Amber Richardson....	g	1-3	0-2	0-0	1	1	2	0	2	0	2	0	1	9
TEAM.....						4	3	7							3
Totals.....			21-59	7-28	23-29	18	28	46	22	72	17	30	3	9	200
TOTAL FG% 1st Half: 9-29 31.0%			2nd Half: 12-30 40.0%		Game: 35.6%		DEADB								
3-Pt. FG% 1st Half: 4-14 28.6%			2nd Half: 3-14 21.4%		Game: 25.0%		REBS								
F Throw % 1st Half: 7-8 87.5%			2nd Half: 16-21 76.2%		Game: 79.3%		2								

HOME TEAM: Florida 11-1

##	Player Name	TOT-FG		3-PT		REBOUNDS			PF	TP	A	TO	BLK	S	MIN
		FG-FGA	FG-FGA	FT-FTA	OF	DE	TOT								
21	Christinaki, Eleanna...	f	6-9	1-1	5-5	1	3	4	1	18	2	2	0	3	26
44	Lorenzen, Haley.....	f	4-6	0-0	0-0	1	3	4	5	8	0	0	0	1	17
04	Needles, Carrie.....	g	1-5	1-5	0-0	0	1	1	0	3	3	1	0	1	16
11	Anderson, Dyandria....	g	1-4	0-1	0-0	0	1	1	1	2	1	0	0	1	21
32	Batchelor, Carla.....	g	3-4	0-0	1-2	3	0	3	2	7	0	2	0	1	17
01	Williams, Ronni.....	g	3-9	0-0	0-0	2	5	7	4	6	0	3	0	1	27
03	Miller, January.....	g	2-6	0-0	4-6	1	2	3	4	8	3	2	0	4	18
13	Peoples, Cassie.....	g	4-10	1-3	7-8	1	2	3	0	16	3	2	0	2	27
20	Westbrook, Simone....	g	1-7	0-2	4-4	0	3	3	2	6	2	7	0	1	16
24	Fleming, Tyshara.....	g	2-3	0-0	1-2	1	0	1	4	5	0	1	2	2	15
TEAM.....						4	4								1
Totals.....			27-63	3-12	22-27	10	24	34	23	79	14	21	2	17	200
TOTAL FG% 1st Half: 12-34 35.3%			2nd Half: 15-29 51.7%		Game: 42.9%		DEADB								
3-Pt. FG% 1st Half: 0-4 0.0%			2nd Half: 3-8 37.5%		Game: 25.0%		REBS								
F Throw % 1st Half: 7-10 70.0%			2nd Half: 15-17 88.2%		Game: 81.5%		3								

Officials: Lisa Mattingly, Wesley Dean, Eric Baker

Technical fouls: NC State-Ashley Williams. Florida-None. Attendance: 1053

Score by Periods 1st 2nd 3rd 4th Total

NC State..... 20 9 11 32 - 72

Florida..... 21 10 25 23 - 7

2015-16 Florida Final Box Scores & Game Recaps

GAME 13: UCF vs Florida
12/30/15 7:00pm ET at Jacksonville, FL * JAX Veterans Arena

VISITORS: UCF 3-8

##	Player Name		TOT-FG		3-PT		REBOUNDS			PF	TP	A	TO	BLK	S	MIN
			FG-FGA	FG-FGA	FT-FTA	FT-FTA	OF	DE	TOT							
21	Reasor,Makenzi.....	f	0-1	0-0	0-0	0	1	1	4	0	0	0	0	0	0	9
24	Ndour,Fifi.....	f	1-5	0-1	0-0	1	2	3	3	2	1	4	0	0	0	14
04	Polacek,Ashley.....	g	1-5	0-2	0-0	1	2	3	3	2	2	2	1	0	0	23
22	Gregory,Allyah.....	g	2-9	0-2	0-1	0	6	6	4	4	4	5	0	2	2	27
23	Lewis,Zykira.....	g	10-22	5-13	3-5	2	2	4	2	28	0	6	0	2	2	37
11	Thigpen,Kayla.....	g	5-17	0-6	0-0	0	3	3	1	10	1	0	1	2	2	28
12	Shuler,Nyala.....	g	1-2	0-0	2-2	1	2	3	2	4	0	3	0	0	0	14
14	Juarbe,Erica.....	g	3-6	0-0	1-1	3	2	5	2	7	0	2	0	0	1	15
32	Massey,Joslyn.....	g	8-10	0-0	4-7	5	5	10	2	20	4	0	0	0	1	31
33	Paul,Jamesha.....	g	1-1	0-0	0-0	1	0	1	0	2	0	1	0	0	0	2
TEAM.....							4	4	8							
Totals.....			32-78	5-24	10-16	18	29	47	23	79	12	23	2	8	200	
TOTAL FG% 1st Half: 15-38			39.5%	2nd Half: 17-40			42.5%	Game: 41.0%			DEADB					
3-Pt. FG% 1st Half: 2-10			20.0%	2nd Half: 3-14			21.4%	Game: 20.8%			REBS					
F Throw % 1st Half: 0-2			0.0%	2nd Half: 10-14			71.4%	Game: 62.5%			2					

HOME TEAM: Florida 12-1

##	Player Name		TOT-FG		3-PT		REBOUNDS			PF	TP	A	TO	BLK	S	MIN
			FG-FGA	FG-FGA	FT-FTA	FT-FTA	OF	DE	TOT							
01	Williams,Ronni.....	f	6-9	0-0	1-2	4	2	6	4	13	0	4	1	0	0	22
21	Christinaki,Eleanna.....	f	5-13	1-3	3-3	3	7	10	4	14	9	5	0	1	0	28
44	Lorenzen,Haley.....	c	5-12	0-0	3-7	3	2	5	2	13	1	1	0	0	0	23
04	Needles,Carlie.....	g	2-4	2-4	1-2	1	1	2	0	7	1	0	0	0	0	10
11	Anderson,Dyandria.....	g	2-5	0-1	1-1	3	3	6	2	5	1	1	1	3	1	17
02	Young,Isis.....	g	0-1	0-1	0-0	0	0	0	0	0	0	0	0	0	1	3
03	Miller,January.....	g	5-6	3-4	2-2	0	1	1	2	15	0	0	0	0	0	17
13	Peoples,Cassie.....	g	4-10	3-5	0-0	0	2	2	1	11	3	2	0	0	0	24
20	Westbrook,Simone.....	g	2-10	0-3	5-6	3	2	5	2	9	5	3	0	6	2	22
23	Copeland,Brooke.....	g	0-0	0-0	0-0	1	0	1	0	0	0	0	0	1	0	2
24	Fleming,Tyshara.....	g	2-6	0-0	0-2	2	7	9	3	4	0	2	3	0	0	15
32	Batchelor,Carla.....	g	1-5	0-0	0-0	1	4	5	0	2	1	1	0	0	0	17
TEAM.....							3	1	4							
Totals.....			34-81	9-21	16-25	24	32	56	20	93	21	19	6	11	200	
TOTAL FG% 1st Half: 12-40			30.0%	2nd Half: 22-41			53.7%	Game: 42.0%			DEADB					
3-Pt. FG% 1st Half: 5-11			45.5%	2nd Half: 4-10			40.0%	Game: 42.9%			REBS					
F Throw % 1st Half: 7-11			63.6%	2nd Half: 9-14			64.3%	Game: 64.0%			3					

Officials: Sue Blauch, Mary Day, Angel Stanton

Technical fouls: UCF-None. Florida-None. Attendance: 2044

Score by Periods

	1st	2nd	3rd	4th	Total
UCF.....	18	14	17	30	- 79
Florida.....	15	21	34	23	- 93

Points in the paint-UCF 44,UF 38. Points off turnovers-UCF 15,UF 28.

2nd chance points-UCF 19,UF 23. Fast break points-UCF 19,UF 14.

Bench points-UCF 43,UF 41. Score tied-5 times. Lead changed-5 times.

Last FG-UCF 4th-00:03, UF 4th-00:11.

Largest lead-UCF by 7 2nd-09:18, UF by 23 3rd-02:12.

UCF led for 10:06. UF led for 25:53. Game was tied for 04:01.

Game 13: Florida 93, UCF 79

December 30, 2015 * Jacksonville Veterans Memorial Arena * Jacksonville, Fla.

Freshman Eleanna Christinaki just missed a triple-double and the Florida outscored UCF 34-17 in the third quarter en route to a 93-79 victory in the Southeastern Conference-American Athletic Conference Challenge held at Jacksonville Veterans Memorial Arena Wednesday evening.

In the Gator's non-conference finale, January Miller scored 15 points and led a very balanced offensive attack for UF, as five players scored in double-figures, with Christinaki adding 14 points, a career-best 10 rebounds and a career-high nine assists. Ronni Williams and Haley Lorenzen recorded 13 points each, while Cassie Peoples ignited a cold-shooting Gator team early in the second quarter and she finished with 11 points for Florida which won its 12th consecutive game.

Florida hit just 30 percent of its shots in the first half, but converted 53.7 percent in the deciding second. The Gators also sank 9-of-21 from the three-point arc, with Christinaki (1), Carlie Needles (2), Miller (3) and Peoples (3) each hitting from deep.

In the other game of Wednesday's SEC-AAC Challenge, No. 8 Mississippi State defeated No. 20 South Florida, 68-58.

How It Happened

UCF built a 22-15 lead over the first 10:42 of the game, but it was all Gators the rest of the way.

After calling a timeout just 42 seconds into the second period, Florida ripped off a 17-4 run that flipped a seven-point deficit into a 32-26 lead.

Zykira Lewis, who finished with a game-high 28 points, hit consecutive three-pointers and tied the game at 32 for UCF, before Cassie Peoples responded with a trey for the Gators and Ronni Williams ended the half with one free throw and Florida carried a 36-32 lead into the locker room.

UF managed to sink just 30 percent of their shots during the opening 20 minutes, while the Knights started off blazing and cooled off to a 39.5 percent mark by the end of the half.

The Gators scored the first five points of the second half and after another three-pointer by the Knights never looked back.

Florida outscored UCF 34-17 in the third frame that was highlighted by a 14-0 run with scores from six different players as the Gators extended their lead to 62-41 with 2:43 left in the third period.

During the commanding third quarter, eight Gators scored, paced by seven points inside from Haley Lorenzen.

UCF rallied in the fourth quarter and outscored UF, 30-23, but the Gators held on and earned their 12th straight victory after a season-opening loss. The streak is tied for the second-longest in program history.

Tonight's Gator Win:

- Is UF's 12th consecutive victory.
- Improved UF's season-opening record to 12-1 which is the sixth time in program history the Gators have won 12 of their first 13 and the first time since 2008-09 squad ripped off a 15-1 record to start the season before incurring its second loss of the year.
- Tied for the second-longest winning streak in program history.
- Capped UF's record in the month of December with a perfect 7-0 record.
- Marked the fifth time in program history the Gators ripped through the final month of the calendar unscathed.

GAME 14: #8 Mississippi State vs Florida
01/03/16 1 pm ET at Gainesville, FL * O'Connell Center

VISITORS: #8 Mississippi State 14-1, 1-0 SEC

##	Player Name		TOT-FG		3-PT		REBOUNDS			PF	TP	A	TO	BLK	S	MIN
			FG-FGA	FG-FGA	FT-FTA	FT-FTA	OF	DE	TOT							
13	Ketara Chapel.....	f	2-5	0-0	1-1	3	3	6	3	5	0	0	1	0	2	12
45	Chinwe Okorie.....	c	3-4	0-0	0-0	4	3	7	2	6	0	1	2	0	0	17
00	Dominique Dillingham.....	g	4-8	2-3	0-0	2	0	2	4	10	1	2	0	1	0	34
02	Morgan William.....	g	7-14	2-3	5-6	0	2	2	1	21	4	7	1	4	1	36
35	Victoria Vivians.....	g	4-20	0-4	6-10	2	5	7	2	14	0	2	0	4	3	39
01	Blair Schaefer.....	g	0-2	0-2	0-0	0	2	2	0	0	0	0	0	0	4	4
03	Breanna Richardson.....	g	5-9	0-0	1-1	3	0	3	5	11	2	4	0	2	2	28
10	Jazzmun Holmes.....	g	0-0	0-0	0-0	0	1	1	2	0	0	3	0	2	4	4
15	Teaira McCowan.....	g	3-7	0-0	1-2	6	3	9	2	7	0	2	2	0	0	23
23	Kayla Nevitt.....	g	1-2	0-0	0-0	1	0	1	1	2	0	0	0	0	0	3
TEAM.....							1	5	6							
Totals.....			29-71	4-12	14-20	22	24	46	22	76	7	25	5	15	200	
TOTAL FG% 1st Half: 16-39			41.0%	2nd Half: 13-32			40.6%	Game: 40.8%			DEADB					
3-Pt. FG% 1st Half: 4-9			44.4%	2nd Half: 0-3			0.0%	Game: 33.3%			REBS					
F Throw % 1st Half: 6-9			66.7%	2nd Half: 8-11			72.7%	Game: 70.0%			1					

HOME TEAM: Florida 12-2, 0-1 SEC

#	Player Name		TOT-FG		3-PT		REBOUNDS			PF	TP	A	TO	BLK	S	MIN
			FG-FGA	FG-FGA	FT-FTA	OF	DE	TOT								
01	Williams,Ronni.....	f	4-8	0-0	3-4	5	7	12	3	11	1	5	2	0	0	22
21	Christinaki,Eleanna.....	f	2-6	1-3	2-2	3	1	4	2	7	2	4	0	0	0	20
44	Lorenzen,Haley.....	f	2-6	0-0	4-4	7	0	7	1	8	2	1	1	0	0	23
03	Miller,January.....	g	2-7	1-2	3-4	0	1	1	4	8	1	4	0	0	1	22
11	Anderson,Dyandria.....	g	0-3	0-1	0-0	0	0	0	2	0	1	2	0	2	0	17
04	Needles,Carlie.....	g	6-15	3-9	2-2	1	1	2	2	17	2	2	0	1	0	28
13	Peoples,Cassie.....	g	1-4	0-2	2-2	0	1	1	3	4	0	7	0	1	8	8
20	Westbrook,Simone.....	g	2-10	0-4	1-2	2	1	3	5	5	2	3	0	4	2	22
23	Copeland,Brooke.....	g	0-2	0-0	0-0	1	1	2	1	2	0	0	1	0	1	4
24	Fleming,Tyshara.....	g	2-3	0-0	2-4	2	5	7	2	6	0	2	4	2	2	17
32	Batchelor,Carla.....	g	1-4	0-0	2-4	1	1	2	0	4	0	1	0	1	0	17
TEAM.....							4	6	10							
Totals.....			22-68	5-21	21-28	26	25	51	25	70	11	32	7	13	200	
TOTAL FG% 1st Half: 8-27			29.6%	2nd Half: 14-41			34.1%	Game: 32.4%			DEADB					
3-Pt. FG% 1st Half: 3-10			30.0%	2nd Half: 2-11			18.2%	Game: 23.8%			REBS					
F Throw % 1st Half: 7-8			87.5%	2nd Half: 14-20			70.0%	Game: 75.0%			3					

2015-16 Florida Final Box Scores & Game Recaps

GAME 15: Florida vs #12/11 Tennessee
01/07/16 7:31 p.m. at Knoxville, Tenn. (Thompson-Boling Arena)

VISITORS: Florida 13-2, 1-1

##	Player Name		TOT-FG		3-PT		REBOUNDS		PF	TP	A	TO	BLK	S	MIN
			FG-FGA	FG-FGA	FT-FTA	OF	DE	TOT							
1	Williams, Ronni.....	f	3-7	0-0	0-2	2	8	10	4	6	1	6	0	2	21
21	Christinaki,Eleanna. f		8-16	1-3	1-2	3	3	6	1	18	8	2	0	0	31
44	Lorenzen,Haley.....	f	3-7	0-0	2-4	2	2	4	4	0	2	1	1	1	28
3	Miller, January.....	g	5-9	1-1	0-0	2	1	3	3	11	0	0	1	2	18
4	Needles, Carlie.....	g	5-8	5-8	0-0	1	3	4	1	15	3	2	0	0	29
11	Anderson,Dyandria...		0-1	0-0	0-0	0	2	2	0	0	0	2	0	0	6
13	Peoples,Cassie.....		3-7	1-2	2-2	1	3	4	0	9	1	4	0	2	17
15	Dimaite,Viktorija...		0-1	0-0	0-0	0	0	0	1	0	0	1	0	0	5
20	Westbrook, Simone...		0-3	0-1	0-0	0	2	2	0	0	1	4	0	1	18
23	Copeland,Brooke.....		1-3	1-3	0-0	0	0	0	0	3	0	0	1	0	4
24	Fleming,Tyshara.....		1-3	0-0	0-0	1	1	2	5	2	1	0	3	4	15
32	Batchelor, Carla.....		1-2	0-0	0-0	1	0	1	1	2	0	1	0	0	8
TEAM.....															
Totals.....			30-67		9-18		5-10		17 29 46		20 74 15 24		6 12 200		
TOTAL FG% 1st Half: 12-37			32.4%		2nd Half: 18-30		60.0%		Game: 44.8%		DEADB				
3-Pt. FG% 1st Half: 4-9			44.4%		2nd Half: 5-9		55.6%		Game: 50.0%		REBS				
F Throw % 1st Half: 1-2			50.0%		2nd Half: 4-8		50.0%		Game: 50.0%		2				

HOME TEAM: #12/11 Tennessee 10-4, 1-1

##	Player Name		TOT-FG		3-PT		REBOUNDS		PF	TP	A	TO	BLK	S	MIN
			FG-FGA	FG-FGA	FT-FTA	OF	DE	TOT							
12	Graves, Bashaara....	f	2-13	0-0	3-3	9	10	19	3	7	1	3	0	0	34
31	Nared, Jaime.....	f	4-12	0-2	2-3	6	0	6	3	10	2	1	0	1	25
21	Russell, Mercedes....	c	3-6	0-0	2-2	3	4	7	1	8	0	0	3	2	28
11	DeShields, Diamond..	g	6-21	0-5	4-4	1	3	4	1	16	2	7	2	1	33
14	Carter, Andraya.....	g	4-9	3-5	2-3	1	3	4	3	13	1	5	1	3	30
0	Reynolds, Jordan....		1-3	0-0	1-2	5	0	5	0	3	1	1	1	1	21
13	Dunbar, Kortney.....		0-2	0-2	0-0	0	0	0	0	0	0	0	0	0	1
20	Cooper, Te'a.....		3-11	1-5	0-0	1	0	1	3	7	2	2	0	3	19
33	Middleton, Alexa....		1-5	0-3	0-0	1	2	3	2	2	1	2	0	2	9
TEAM.....															
Totals.....			24-82		4-22		14-17		31 23 54		16 66 10 21		7 13 200		
TOTAL FG% 1st Half: 13-38			34.2%		2nd Half: 11-44		25.0%		Game: 29.3%		DEADB				
3-Pt. FG% 1st Half: 2-9			22.2%		2nd Half: 2-13		15.4%		Game: 18.2%		REBS				
F Throw % 1st Half: 7-10			70.0%		2nd Half: 7-7		100%		Game: 82.4%		1				

Officials: Dee Kantner, Laura Morris, Brian Garland

Technical fouls: Florida-None. #12/11 Tennessee-None. Attendance: 9774

Score by Periods

1st 2nd 3rd 4th Total

Florida..... 16 13 24 21 - 74

#12/11 Tennessee..... 25 10 18 13 - 66

Points in the paint-UF 38,UT 36. Points off turnovers-UF 17,UT 17.

2nd chance points-UF 14,UT 21. Fast break points-UF 20,UT 6.

Bench points-UF 16,UT 12. Score tied-5 times. Lead changed-8 times.

Last FG-UF 4th-01:12, UT 4th-01:26.

Largest lead-UF by 8 4th-00:46, UT by 11 1st-02:30.

UF led for 10:58. UT led for 22:39. Game was tied for 06:23.

Game 15: Florida 74, #12/11 Tennessee 66

January 7, 2016 * Thompson-Boling Arena * Knoxville, Tennessee

With their frontcourt saddled with foul trouble and their head coach not with the team, the Gators staged what could be considered an improbable, 74-66, victory against No. 12/11 Tennessee at Thompson-Boling Arena Thursday evening.

With assistant coach **Shimmy Gray-Miller** stepping in on the sideline for head coach **Amanda Butler**, who was not with the team because of a family emergency, the Gators showed the grit and toughness of their absent leader by defeating the Lady Vols for just the fourth time in the 52-game series history and for just the second time in Knoxville.

Individual Stat Line of the Game:

- Freshman **Eleanna Christinaki**: game-high 18 points, game-high 8 assists, 2 turnovers and 6 rebounds

How it Happened – A Quarterly Update:

Fourth Quarter:

- Ronni Williams, Eleanna Christinaki and Carlie Needles** (3) hit field goals during a 7-0 run over a 49-second span and the Gators turned a one-point deficit, 58-57, into a 64-58 lead with seven minutes remaining.
- The teams traded baskets and with the Gators holding a four-point lead, Carlie Needles drilled her fifth three-pointer of the game that gave UF a 69-62 lead with 3:16 to go.
- UF had a defensive stop, but turned the ball over on its ensuing possession.
- UT's DeShields canned a long jumper with 2:15 on the clock and Needles went down with a cramp on the play and went to the bench with the Gators holding a 69-64 lead.
- Williams came back with a bucket inside for a seven-point UF advantage with 1:50 on the clock and the teams continued to trade scores the rest of the way.
- Stat of the Quarter:** Florida outscored Tennessee, 21-13, in the final frame, when the Gators shot 69.2 percent (9-13) from the floor and UT managed just 28.6 percent (6-21)

Third Quarter:

- Gators used a 7-0 run over a 50-second span late in the period and took a 50-49 lead with 1:39 remaining; Needles and **Brooke Copeland** hit three-pointers, while Christinaki converted one free throw
- An 8-0 run cut UF's deficit to one, 40-39, with 5:54 left in quarter; also within one at 5:16, 42-41, after a tough offensive rebound putback by **January Miller**.
- leading scorer and rebounder Williams picked up her fourth foul at the 9:14 mark
- second-leading scorer and rebound **Haley Lorenzen** picked up her fourth foul at 3:38
- Third-leading rebounder **Tyshara Fleming** picked up her fourth foul at the 3:00 mark of the period; fouled out with 30.1 seconds left.
- Florida has outscored its opponent in the third quarter 14 times in 15 games this year
- Stat of the Quarter:** Florida outscored Tennessee, 24-18 and tied the game at 53 entering the fourth quarter.

Second Quarter:

- Florida won a low-scoring second quarter, 13-10.
- Gators opened the quarter on a 8-0 run and got within one, 25-24. Scoring during that run was by Miller, Needles (3), Christinaki and Lorenzen (1).
- Carla Batchelor's offensive rebound putback tied the game at 29 with 5:17 remaining in the quarter.
- The Gators committed six turnovers that resulted in two UT points, an improvement from the opening frame.
- Stat of the Quarter:** Tennessee shot a mere 11.8 percent from the floor in the second quarter, while UF outrebounded the taller Lady Vols, 15-14.

First Quarter:

- The Gators turned to their defense and Christinaki, who scored seven more points and got UF within six with 11 seconds remaining. UT, however, got the last shot and nailed a three for a 25-16 lead at the end of the period.
- Stat of the Quarter:** UT converted nine Gator turnovers into 11 points

GAME 16: Florida vs Ole Miss
1/10/16 1:01 PM at Oxford, Miss./The Pavilion at Ole Miss

VISITORS: Florida 14-2, 2-1 SEC

##	Player Name		TOT-FG		3-PT		REBOUNDS		PF	TP	A	TO	BLK	S	MIN
			FG-FGA	FG-FGA	FT-FTA	OF	DE	TOT							
01	Williams,Ronni.....	f	4-5	0-0	3-3	1	11	12	3	11	3	6	2	1	24
21	Christinaki,Eleanna. f		2-5	0-2	0-0	1	0	1	2	4	10	3	0	0	25
44	Lorenzen,Haley.....	f	4-9	0-0	1-2	2	7	9	4	9	2	1	1	0	19
03	Miller,January.....	g	0-8	0-3	2-4	1	2	3	3	2	1	3	0	1	13
04	Needles,Carlie.....	g	4-7	1-4	2-2	2	4	6	0	11	2	3	0	4	24
02	Young,Isis.....		0-0	0-0	1-2	0	0	0	3	1	1	2	0	0	8
11	Anderson,Dyandria...		5-9	0-1	0-0	2	2	4	2	10	0	0	0	3	21
13	Peoples,Cassie.....		3-7	1-3	4-4	0	2	2	1	11	3	4	0	0	17
15	Dimaite,Viktorija...		1-2	0-0	2-2	2	2	4	1	4	0	0	0	0	5
20	Westbrook,Simone....		0-4	0-1	2-2	0	1	1	3	2	0	2	1	1	11
23	Copeland,Brooke.....		0-3	0-3	0-0	0	0	0	0	0	0	2	0	0	5
24	Fleming,Tyshara.....		4-5	0-0	4-4	1	6	7	4	12	0	1	1	0	14
32	Batchelor,Carla.....		3-6	0-1	2-3	3	4	7	0	8	0	1	0	0	14
TEAM.....															
Totals.....			30-70		2-18		23-28		19 43 62		26 85 22 28		5 10 200		
TOTAL FG% 1st Half: 20-33			60.6%		2nd Half: 10-37		27.0%		Game: 42.9%		DEADB				
3-Pt. FG% 1st Half: 2-9			22.2%		2nd Half: 0-9		0.0%		Game: 11.1%		REBS				
F Throw % 1st Half: 11-13			84.6%		2nd Half: 12-15		80.0%		Game: 82.1%		2,1				

HOME TEAM: Ole Miss 9-7, 1-2 SEC

#	Player Name		TOT-FG		3-PT		REBOUNDS				PF	TP	A	TO	BLK	S	MIN
			FG-FGA	FG-FGA	FT-FTA	OF	DE	TOT									
11	Joseph,Shequila.....	f	1-1	0-0	0-0	1	3	4	1	2	0	0	0	0	0	10	
05	Sisk,Erika.....	g	5-20	3-7	2-4	2	2	4	3	15	4	2	0	4	33		
20	Muhammad,Madinah.....	g	5-10	3-5	2-4	1	1	2	2	15	1	1	0	4	21		
23	Sessom,Shandricka.....	g	3-18	1-4	1-2	4	6	10	5	8	2	6	0	1	27		
25	Alston,Aliissa.....	g	6-17	1-3	4-11	1	1	2	4	17	3	4	0	2	33		
00	Golden,Kiara.....		0-1	0-0	0-0	0	0	0	0	0	0	1	0	0	3		
02	Williams,Jonell.....		0-2	0-0	0-0	1	1	2	1	0	0	0	0	0	12		
03	Hayes,A'Queen.....		1-2	0-0	0-0	0	1	0	1	1	2	0	3	0	7		
10	Muhate Pena,C.....		1-2	0-0	1-4	4	5	9	5	3	2	3	1	1	16		
15	Briggs,Kelsey.....		0-2	0-0	0-0	2	0	2	0	0	0	0	0	0	11		
24	Hart,Bretta.....		0-1	0-0	0-0	0	0	0	1	0	0	0	1	0	9		
44	Lewis,Torri.....		1-4	1-4	0-0	0	0	0	2	3	0	1	0	1	18		
TEAM.....						3	5	8									
Totals.....			23-80	9-23	10-25	20	24	44		25	65	12	21	2	13	200	
TOTAL FG% 1st Half:			9-37	24.3%	2nd Half:	14-43	32.6%		Game: 28.8%		DEADB						
3-Pt. FG% 1st Half:			6-14	42.9%	2nd Half:	3-9	33.3%		Game: 39.1%		REBS						
F Throw % 1st Half:			6-12	50.0%	2nd Half:	4-13	30.8%		Game: 40.0%		8						

2015-16 Florida Final Box Scores & Game Recaps

GAME 17: Georgia vs Florida
01/14/16 7 pm ET at Gainesville, FL * O'Connell Center

VISITORS: Georgia 13-4, 1-3 SEC																		
##	Player Name		TOT-FG		3-PT		REBOUNDS					PF	TP	A	TO	BLK	S	MIN
			FG-FGA	FG-FGA	FT-FTA	OF	DE	TOT										
11	Pachis Roberts.....	f	4-9	1-3	2-3	2	4	6	5	11	1	2	0	1	26			
13	Merritt Hempe.....	f	1-2	0-0	0-0	2	3	5	5	2	0	1	0	0	14			
03	Tiaria Griffin.....	g	7-15	1-7	8-10	0	3	3	1	23	2	2	0	3	40			
20	Shacobia Barbee.....	g	2-9	0-1	1-4	2	8	10	2	5	4	2	0	3	37			
24	Marjorie Butler.....	g	2-7	0-1	3-4	1	3	4	4	7	2	3	0	2	34			
01	Shanea Armbrister.....	g	0-1	0-0	0-0	0	0	0	0	0	0	1	0	0	1			
04	Caliya Robinson.....	g	3-5	0-0	0-0	1	6	7	2	6	1	4	1	1	17			
12	Haley Clark.....	g	0-2	0-0	0-0	1	0	1	0	0	0	2	0	0	6			
23	Halle Washington....	g	8-11	0-0	1-2	4	3	7	3	17	0	1	2	0	25			
TEAM.....						1	3	4										
Totals.....			27-61		2-12	15-23	14	33	47	22	71	10	19		3	10	200	
TOTAL FG% 1st Half: 14-33			42.4%	2nd Half: 13-28			46.4%			Game: 44.3%			DEADB					
3-Pt. FG% 1st Half: 2-6			33.3%	2nd Half: 0-6			0.0%			Game: 16.7%			REBS					
F Throw % 1st Half: 3-6			50.0%	2nd Half: 12-17			70.6%			Game: 65.2%			3					

HOME TEAM: Florida 14-3, 2-2 SEC																		
##	Player Name		TOT-FG		3-PT		REBOUNDS			PF	TP	A	TO	BLK	S	MIN		
			FG-FGA	FG-FGA	FT-FTA	OF	DE	TOT	PF								TP	A
01	Williams,Ronni.....	f	4-8	0-0	4-6	3	6	9	5	12	4	2	0	2	29			
44	Lorenzen,Haley.....	f	1-5	0-0	3-6	4	4	8	1	5	0	1	1	0	25			
03	Miller,January.....	g	0-5	0-2	1-2	0	0	0	2	1	0	1	0	1	9			
04	Needles,Carlie.....	g	1-4	0-3	0-2	0	2	2	3	2	0	2	0	2	23			
21	Christinaki,Eleanna.	g	5-11	1-5	0-0	2	3	5	5	11	2	1	0	0	30			
11	Anderson,Dyandria...		0-3	0-1	0-0	0	1	1	1	0	0	5	0	2	12			
13	Peoples,Cassie.....		6-16	3-7	0-0	2	0	2	2	15	1	2	0	0	21			
20	Westbrook,Simone.....		4-10	0-3	1-4	1	4	5	1	9	3	4	0	3	26			
23	Copeland,Brooke.....		0-0	0-0	0-0	0	0	0	0	0	0	0	0	0	1			
24	Fleming,Tyshara.....		1-3	0-0	0-0	1	3	4	3	2	0	0	2	0	14			
32	Batchelor,Carla.....		1-3	1-2	1-2	2	1	3	0	4	0	0	0	0	10			
TEAM.....						3	1	4										
Totals.....				23-68		5-23	10-22	18	25	43	22	61	10	18		3	10	200
TOTAL FG% 1st Half:			9-31	29.0%	2nd Half:			14-37	37.8%	Game:			33.8%	DEADB				
3-Pt. FG% 1st Half:			2-11	18.2%	2nd Half:			3-12	25.0%	Game:			21.7%	REBS				
F Throw % 1st Half:			2-4	50.0%	2nd Half:			8-18	44.4%	Game:			45.5%	6				

Officials: Eric J. Brewton, Bill Larance, Missy Brooks
Technical fouls: Georgia-None. Florida-None. Attendance: 1912
Score by Periods 1st 2nd 3rd 4th Total
Georgia..... 19 14 17 21 - 71
Florida..... 10 12 14 25 - 61
UGA#11 P.Roberts fouls out at 4:12(4), UF#1 R.Williams at :40.6(4),
UGA#13 M.Hempe at :27.3(4), UF#21 E.Christinaki at :04.7(4)

Points in the paint-UGA 44,UF 28. Points off turnovers-UGA 18,UF 16.
2nd chance points-UGA 9,UF 17. Fast break points-UGA 12,UF 2.
Bench points-UGA 23,UF 30. Score tied-0 times. Lead changed-3 times.
Last FG-UGA 4th-01:12, UF 4th-00:27.
Largest lead-UGA by 21 3rd-03:28, UF by 4 1st-08:52.
UGA led for 36:26. UF led for 03:22. Game was tied for 00:11.

Game 17: Georgia 71, #20/21 Florida 61 January 14, 2016 * Stephen C. O'Connell Center * Gainesville, Fla.

The No. 20/21-ranked Gators fought for all 40 minutes, but cold shooting was too much for them to overcome in a 71-61 loss to Georgia at the Stephen C. O'Connell Center on Thursday night.

The Gators shot just 34 percent (23 of 68) from the field and only made 10 of their 22 attempts at the free throw line in the loss.

Redshirt senior guard **Cassie Peoples** scored a team-high 15 points, while junior forward **Ronni Williams** finished with a solid all-around game, logging 12 points and team highs in rebounds (nine) and assists (four). Freshman guard **Eleanna Christinaki** was the only other Gator to reach double figures, as she posted a stat line of 11 points, five rebounds and two assists.

How It Happened

After the Gators raced out to an early lead, Georgia took over and held a nine-point edge (19-10) by the end of the first quarter. A 7-0 run by UF—which featured a layup from Williams, a three from Christinaki and a layup by **Simone Westbrook**—cut the deficit to two, but the Bulldogs eventually took a 33-22 lead into the halftime locker room.

Although UF trailed by as many as 21 points late in the third quarter, it staged a furious rally to get back into the game.

Down 46-25 with 3:28 left in the third quarter, Peoples and **Haley Lorenzen** scored 13 of Florida's next 14 points to make it an 11-point game with 8:55 remaining in regulation. A corner three from Peoples brought the crowd to its feet at the 6:08 mark, as her triple chopped the deficit to single digits for the first time since the 1:05 mark of the second quarter.

Florida pulled within five points inside the final 30 seconds of play before the Bulldogs trumped its comeback efforts, as Georgia converted 11-of-14 free throws in the final minute.

Florida vs. Georgia Series History

- Each of the last six games, as well as 13 of the last 14 games, of the Florida-Georgia series has been decided by 10 points or less
- Georgia has won two straight and six of the last seven versus the Gators
- The teams will play again on February 21 in Athens

News and Numbers of Note

- Peoples logged her 10th double-digit scoring effort, the most such outings by a Gator this season
- With her 3-pointer at the 8:55 mark of the fourth quarter, Peoples scored her 800th career point
- Christinaki and Williams both recorded their ninth double-figure scoring game of the season
- Florida has now recorded 10-plus steals in 15 of its 17 games this season
- UF committed just 18 turnovers, marking the sixth time this season it had fewer than 20 giveaways, as well as its first loss of the season when committing fewer than 20 miscues
- Florida's 61 points were its fewest of the season, while its 33.8 shooting percentage was its second-lowest and its 45.4 free throw percentage (10-22) was its lowest of the year after entering the game converting 70.8 percent from the line.

GAME 18: LSU vs Florida
01/17/16 2 pm ET at Gainesville, FL * O'Connell Center

VISITORS: LSU 7-11, 1-4 SEC																		
##	Player Name	TOT-FG		3-PT		REBOUNDS			PF	TP	A	TO	BLK	S	MIN			
		FG-FGA	FG-FGA	FT-FTA	OF DE TOT	PF	TP	A										
20	HYDER, Alexis.....	f	5-11	0-0	3-6	5	5	10	5	13	3	1	0	2	31			
31	JONES, Ann.....	f	2-6	0-0	0-0	2	5	7	3	4	0	1	0	3	24			
02	NORTON, Shanice.....	g	3-5	0-1	1-2	0	1	1	2	7	1	3	0	3	32			
10	RHODES, Jasmine.....	g	5-12	0-1	0-0	1	3	4	0	10	1	2	1	1	34			
13	HILL, Rina.....	g	1-8	0-3	1-2	1	1	2	2	3	3	3	0	1	39			
03	BETHEL, Akilah.....	g	0-7	0-0	0-0	3	1	4	3	0	2	3	0	2	22			
04	PEDERSEN, Anne.....	g	4-7	0-1	0-0	0	1	1	2	8	0	2	0	0	18			
35	FAREO, Alliyah.....	g	0-0	0-0	0-0	0	0	0	0	0	0	0	0	0	0+			
TEAM.....						3	1	4										
Totals.....			20-56		0-6	5-10	15	18	33	17	45	10	18		1	12	200	
TOTAL FG% 1st Half: 12-28			42.9%	2nd Half: 8-28			28.6%	Game: 35.7%		DEADB								
3-Pt. FG% 1st Half: 0-2			0.0%	2nd Half: 0-4			0.0%	Game: 0.0%		REBS								
F Throw % 1st Half: 1-2			50.0%	2nd Half: 4-8			50.0%	Game: 50.0%		4								

HOME TEAM: Florida 15-3, 3-2 SEC																		
			TOT-FG		3-PT		REBOUNDS											
##	Player Name		FG-FGA	FG-FGA	FT-FTA	OF	DE	TOT	PF	TP	A	TO	BLK	S	MIN			
01	Williams,Ronni.....	f	4-6	0-0	3-4	4	5	9	3	11	0	5	1	3	27			
24	Fleming,Tyshara.....	f	3-4	0-0	0-6	2	2	4	2	6	0	2	3	0	16			
04	Needles,Carlie.....	g	3-5	1-3	0-2	0	1	1	4	7	1	1	0	1	30			
20	Westbrook,Simone.....	g	0-3	0-0	1-2	0	4	4	2	1	4	2	0	3	26			
21	Christinaki,Eleanna. g	5-10	2-3	3-4		1	1	2	0	15	2	3	0	3	28			
03	Miller,January.....		0-2	0-0	0-0	1	0	1	1	0	0	3	0	1	3			
11	Anderson,Dyandria...		0-3	0-2	2-2	0	1	1	1	2	1	2	0	0	17			
13	Peoples,Cassie.....		1-2	1-2	0-0	0	0	0	1	3	1	4	0	0	17			
23	Copeland,Brooke.....		0-0	0-0	0-0	0	0	0	0	0	0	0	0	0	2			
32	Batchelor,Carla.....		1-1	0-0	0-0	0	2	2	0	2	1	1	0	0	10			
44	Lorenzen,Haley.....		2-2	0-0	2-6	2	4	6	1	6	1	1	0	0	24			
TEAM.....								2										
Totals.....			19-38		4-10	11-26	10	22	32	15	53	12	24		4	11	200	
TOTAL FG% 1st Half:			9-18	50.0%	2nd Half:		10-20	50.0%	Game:		50.0%	DEADB						
3-Pt. FG% 1st Half:			2-5	40.0%	2nd Half:		2-5	40.0%	Game:		40.0%	REBS						
F Throw % 1st Half:			5-12	41.7%	2nd Half:		6-14	42.9%	Game:		42.3%	6						

2015-16 Univ. of Florida
Florida Combined Team Statistics (as of Jan 17, 2016)
All games

RECORD:	OVERALL	HOME	AWAY	NEUTRAL
ALL GAMES	15-3	8-2	5-1	2-0
CONFERENCE	3-2	1-2	2-0	0-0
NON-CONFERENCE	12-1	7-0	3-1	2-0

#	Player	gp-gs	min	avg	Total		3-Point		F-Throw		Rebounds								a	to	blk	stl	pts	avg
					fg-fga	fg%	3fg-fga	3fg%	ft-fa	ft%	off	def	tot	avg	pf	dq								
01	Williams,Ronni	17-16	369	21.7	73-137	.533	1-4	.250	32-46	.696	43	88	131	7.7	64	5	10	53	14	23	179	10.5		
21	Christinaki,Eleanna	18-16	410	22.8	68-146	.466	12-38	.316	37-46	.804	29	35	64	3.6	33	1	67	53	2	23	185	10.3		
13	Peoples,Cassie	17-2	306	18.0	61-137	.445	17-48	.354	35-41	.854	13	22	35	2.1	15	0	36	48	3	19	174	10.2		
44	Lorenzen,Haley	18-17	401	22.3	71-141	.504	0-0	.000	34-55	.618	53	57	110	6.1	44	2	10	21	16	13	176	9.8		
20	Westbrook,Simone	18-1	344	19.1	46-124	.371	10-46	.217	36-48	.750	11	47	58	3.2	36	1	48	46	2	47	138	7.7		
04	Needles,Carlie	18-17	411	22.8	45-121	.372	29-90	.322	11-18	.611	13	24	37	2.1	19	0	29	26	0	25	130	7.2		
03	Miller,January	18-6	236	13.1	36-100	.360	9-22	.409	38-61	.623	15	22	37	2.1	52	2	17	32	1	24	119	6.6		
24	Fleming,Tyshara	18-1	245	13.6	46-82	.561	0-0	.000	20-47	.426	33	56	89	4.9	48	2	7	18	34	20	112	6.2		
11	Anderson,Dyandria	18-12	367	20.4	44-97	.454	6-27	.222	14-14	1.000	23	38	61	3.4	24	0	31	31	6	31	108	6.0		
32	Batchelor,Carla	18-2	261	14.5	29-70	.414	6-21	.286	19-32	.594	27	40	67	3.7	25	0	10	24	4	8	83	4.6		
15	Dimaite,Viktorija	10-0	64	6.4	9-17	.529	1-4	.250	10-14	.714	8	7	15	1.5	6	0	0	6	6	0	29	2.9		
02	Young,Isis	10-0	81	8.1	7-26	.269	3-11	.273	2-4	.500	1	4	5	0.5	8	0	9	16	0	2	19	1.9		
23	Copeland,Brooke	16-0	105	6.6	8-27	.296	6-22	.273	5-6	.833	7	16	23	1.4	12	0	8	9	7	5	27	1.7		
Team											45	51	96		1		2							
Total.....		18	3600		543-1225	.443	100-333	.300	293-432	.678	321	507	828	46.0	387	13	282	385	95	240	1479	82.2		
Opponents.....		18	3600		433-1171	.370	93-340	.274	239-360	.664	292	433	725	40.3	393	-	208	429	61	177	1198	66.6		

TEAM STATISTICS	UF	OPP
SCORING	1479	1198
Points per game	82.2	66.6
Scoring margin	+15.6	-
FIELD GOALS-ATT	543-1225	433-1171
Field goal pct	.443	.370
3 POINT FG-ATT	100-333	93-340
3-point FG pct	.300	.274
3-pt FG made per game	5.6	5.2
FREE THROWS-ATT	293-432	239-360
Free throw pct	.678	.664
F-Throws made per game	16.3	13.3
REBOUNDS	828	725
Rebounds per game	46.0	40.3
Rebounding margin	+5.7	-
ASSISTS	282	208
Assists per game	15.7	11.6
TURNOVERS	385	429
Turnovers per game	21.4	23.8
Turnover margin	+2.4	-
Assist/turnover ratio	0.7	0.5
STEALS	240	177
Steals per game	13.3	9.8
BLOCKS	95	61
Blocks per game	5.3	3.4
ATTENDANCE	13521	21766
Home games-Avg/Game	10-1352	6-3197
Neutral site-Avg/Game	-	2-1291

Date	Opponent	Score	Att.
11/13/15	at Temple	L 91-97	1453
11/16/15	#6/7 FLORIDA STATE	w 82-72	2009
11/21/15	KENNESAW STATE	w 84-57	1129
11/24/15	SAVANNAH STATE	w 99-34	1062
1 11/27/15	vs Ball State	w 85-79	538
1 11/28/15	at Colorado	w 83-61	1666
12/01/15	at South Alabama	w 72-60	804
12/07/15	ARKANSAS STATE	w 76-72	1035
12/10/15	at Wisconsin	w 91-75	3019
12/13/15	ROBERT MORRIS	w 79-52	1017
2 12/20/15	SAINT FRANCIS	w 122-65	1107
2 12/21/15	NC STATE	w 79-72	1053
3 12/30/15	vs UCF	w 93-79	2044
* 01/03/16	#8 MISSISSIPPI STATE	L 70-76	1378
* 01/07/16	at #12/11 Tennessee	w 74-66	9774
* 1/10/16	at Ole Miss	w 85-65	2468
* 01/14/16	GEORGIA	L 61-71	1912
* 01/17/16	LSU	w 53-45	1819

1 = Omni Hotels Classic (Boulder, CO)

2 = Gator Holiday Classic (Gainesville, FL)

3 = SEC-AAC Challenge (Jacksonville, FL)

* = Conference game

Score by Periods	1st	2nd	3rd	4th	Totals
Florida	327	359	392	401	1479
Opponents	303	304	289	302	1198

2015-16 Univ. of Florida
Florida Combined Team Statistics (as of Jan 17, 2016)
Conference games

RECORD:	OVERALL	HOME	AWAY	NEUTRAL
ALL GAMES	3-2	1-2	2-0	0-0
CONFERENCE	3-2	1-2	2-0	0-0
NON-CONFERENCE	0-0	0-0	0-0	0-0

#	Player	gp-gs	min	avg	Total		3-Point		F-Throw		Rebounds				pf	dq	a	to	blk	stl	pts	avg
					fg-fga	fg%	3fg-fga	3fg%	ft-fa	ft%	off	def	tot	avg								
21	Christinaki,Eleanna	5-5	134	26.8	22-48	.458	5-16	.313	6-8	.750	10	8	18	3.6	10	1	24	13	0	3	55	11.0
04	Needles,Carlie	5-4	134	26.8	19-39	.487	10-27	.370	4-8	.500	4	11	15	3.0	10	0	8	10	0	8	52	10.4
01	Williams,Ronni	5-5	123	24.6	19-34	.559	0-0	.000	13-19	.684	15	37	52	10.4	18	1	9	24	5	8	51	10.2
13	Peoples,Cassie	5-0	80	16.0	14-36	.389	6-16	.375	8-8	1.000	3	6	9	1.8	6	0	6	21	0	3	42	8.4
44	Lorenzen,Haley	5-4	119	23.8	12-29	.414	0-0	.000	12-22	.545	17	17	34	6.8	11	0	5	6	4	1	36	7.2
24	Fleming,Tyshara	5-1	76	15.2	11-18	.611	0-0	.000	6-14	.429	7	17	24	4.8	16	1	1	5	13	6	28	5.6
03	Miller,January	5-4	65	13.0	7-31	.226	2-8	.250	6-10	.600	4	4	8	1.6	13	0	2	11	1	6	22	4.4
32	Batchelor,Carla	5-0	59	11.8	7-16	.438	1-3	.333	5-9	.556	7	8	15	3.0	1	0	1	4	0	1	20	4.0
20	Westbrook,Simone	5-1	103	20.6	6-30	.200	0-9	.000	5-10	.500	3	12	15	3.0	11	1	10	15	1	12	17	3.4
11	Anderson,Dyandria	5-1	73	14.6	5-19	.263	0-5	.000	2-2	1.000	2	6	8	1.6	6	0	2	11	0	7	12	2.4
15	Dimaite,Viktorija	2-0	10	5.0	1-3	.333	0-0	.000	2-2	1.000	2	2	4	2.0	2	0	0	1	0	0	4	2.0
02	Young,Isis	1-0	8	8.0	0-0	.000	0-0	.000	1-2	.500	0	0	0	0.0	3	0	1	2	0	0	1	1.0
23	Copeland,Brooke	5-0	16	3.2	1-8	.125	1-6	.167	0-0	.000	1	1	2	0.4	1	0	1	3	1	1	3	0.6
Team											15	15	30									
Total.....		5	1000		124-311	.399	25-90	.278	70-114	.614	90	144	234	46.8	108	4	70	126	25	56	343	68.6
Opponents.....		5	1000		123-350	.351	19-75	.253	58-95	.611	102	122	224	44.8	102	-	49	104	18	63	323	64.6

TEAM STATISTICS	UF	OPP
SCORING	343	323
Points per game	68.6	64.6
Scoring margin	+4.0	-
FIELD GOALS-ATT	124-311	123-350
Field goal pct	.399	.351
3 POINT FG-ATT	25-90	19-75
3-point FG pct	.278	.253
3-pt FG made per game	5.0	3.8
FREE THROWS-ATT	70-114	58-95
Free throw pct	.614	.611
F-Throws made per game	14.0	11.6
REBOUNDS	234	224
Rebounds per game	46.8	44.8
Rebounding margin	+2.0	-
ASSISTS	70	49
Assists per game	14.0	9.8
TURNOVERS	126	104
Turnovers per game	25.2	20.8
Turnover margin	-4.4	-
Assist/turnover ratio	0.6	0.5
STEALS	56	63
Steals per game	11.2	12.6
BLOCKS	25	18
Blocks per game	5.0	3.6
ATTENDANCE	5109	12242
Home games-Avg/Game	3-1703	2-6121
Neutral site-Avg/Game	-	0-0

Date	Opponent		Score	Att.
* 01/03/16	#8 MISSISSIPPI STATE	L	70-76	1378
* 01/07/16	at #12/11 Tennessee	w	74-66	9774
* 1/10/16	at Ole Miss	w	85-65	2468
* 01/14/16	GEORGIA	L	61-71	1912
* 01/17/16	LSU	w	53-45	1819

1 = Omni Hotels Classic (Boulder, CO)
2 = Gator Holiday Classic (Gainesville, FL)
3 = SEC-AAC Challenge (Jacksonville, FL)
* = Conference game

Score by Periods	1st	2nd	3rd	4th	Totals
Florida	79	76	83	105	343
Opponents	92	73	85	73	323

2015-16 Univ. of Florida
Florida Team Game-by-Game Comparison (as of Jan 17, 2016)
All games

Opponent	1st	2nd	Score	Mar	Total FG	FG Pct	3-Pointers	3FG Pct	Free Throws	FT Pct	Rebounds	Assist	T/Over	Block	Steal	Fouls
Temple	40/50	51/47	91-97	(6)	35-67/30-62	.522/.484	9-23/9-20	.391/.450	12-21/28-35	.571/.800	33/38 (5)	19/16	22/19	11/3	10/6	29/21
#6/7 FLORIDA STATE	29/38	53/34	82-72	+10	32-64/25-75	.500/.333	7-19/3-12	.368/.250	11-18/19-24	.611/.792	41/48 (7)	15/8	27/24	4/2	13/15	26/22
KENNESAW STATE	48/34	36/23	84-57	+27	35-78/18-50	.449/.360	1-11/5-17	.091/.294	13-25/16-24	.520/.667	51/32 +19	9/9	16/25	3/2	15/5	26/24
SAVANNAH STATE	50/13	49/21	99-34	+65	37-77/14-49	.481/.286	5-25/1-8	.200/.125	20-29/5-15	.690/.333	47/38 +9	23/3	11/39	9/5	22/7	12/31
Ball State	43/43	42/36	85-79	+6	27-68/30-64	.397/.469	8-26/6-17	.308/.353	23-26/13-16	.885/.813	38/38 -	20/19	16/22	4/3	13/7	20/24
Colorado	39/33	44/28	83-61	+22	32-72/19-63	.444/.302	4-15/2-14	.267/.143	15-23/21-24	.652/.875	53/39 +14	16/13	24/26	5/6	16/8	29/20
South Alabama	33/34	39/26	72-60	+12	28-75/22-58	.373/.379	8-23/6-22	.348/.273	8-16/10-23	.500/.435	58/35 +23	8/13	21/17	6/10	8/9	21/16
ARKANSAS STATE	33/33	43/39	76-72	+4	28-60/30-71	.467/.423	1-13/7-27	.077/.259	19-23/5-9	.826/.556	45/33 +12	10/12	21/14	5/2	7/10	17/18
Wisconsin	43/44	48/31	91-75	+16	31-66/29-64	.470/.453	8-18/8-22	.444/.364	21-27/9-14	.778/.643	37/34 +3	14/15	15/22	4/2	15/7	19/24
ROBERT MORRIS	36/25	43/27	79-52	+27	27-57/17-47	.474/.362	6-18/5-16	.333/.313	19-25/13-24	.760/.542	44/25 +19	18/9	21/24	4/1	16/11	22/20
SAINT FRANCIS	70/34	52/31	122-65	+57	46-86/23-81	.535/.284	6-19/10-38	.316/.263	24-33/9-12	.727/.750	57/48 +9	25/13	25/40	7/2	21/12	15/26
NC STATE	31/29	48/43	79-72	+7	27-63/21-59	.429/.356	3-12/7-28	.250/.250	22-27/23-29	.815/.793	34/46 (12)	14/17	21/30	2/3	17/9	23/22
UCF	36/32	57/47	93-79	+14	34-81/32-78	.420/.410	9-21/5-24	.429/.208	16-25/10-16	.640/.625	56/47 +9	21/12	19/23	6/2	11/8	20/23
#8 MISSISSIPPI STATE	26/42	44/34	70-76	(6)	22-68/29-71	.324/.408	5-21/4-12	.238/.333	21-28/14-20	.750/.700	51/46 +5	11/7	32/25	7/5	13/15	25/22
#12/11 Tennessee	29/35	45/31	74-66	+8	30-67/24-82	.448/.293	9-18/4-22	.500/.182	5-10/14-17	.500/.824	46/54 (8)	15/10	24/21	6/7	12/13	20/16
Ole Miss	53/30	32/35	85-65	+20	30-70/23-80	.429/.288	2-18/9-23	.111/.391	23-28/10-25	.821/.400	62/44 +18	22/12	28/21	5/2	10/13	26/25
GEORGIA	22/33	39/38	61-71	(10)	23-68/27-61	.338/.443	5-23/2-12	.217/.167	10-22/15-23	.455/.652	43/47 (4)	10/10	18/19	3/3	10/10	22/22
LSU	25/25	28/20	53-45	+8	19-38/20-56	.500/.357	4-10/0-6	.400/.000	11-26/5-10	.423/.500	32/33 (1)	12/10	24/18	4/1	11/12	15/17

Note: Game totals are displayed in the format TEAM/OPPONENT for each category

2015-16 Univ. of Florida
Florida Team Game-by-Game (as of Jan 17, 2016)
All games

TEAM STATISTICS

Opponent	Date	Score		Total		3-Pointers		Free throws		Rebounds										
				fg-fga	pct	3fg-fga	pct	ft-fta	pct	off	def	tot	avg	pf	a	t/o	blk	stl	pts	avg
at Temple	11/13/15	91-97	L	35-67	.522	9-23	.391	12-21	.571	14	19	33	33.0	29	19	22	11	10	91	91.0
#6/7 FLORIDA STATE	11/16/15	82-72	W	32-64	.500	7-19	.368	11-18	.611	16	25	41	37.0	26	15	27	4	13	82	86.5
KENNESAW STATE	11/21/15	84-57	W	35-78	.449	1-11	.091	13-25	.520	24	27	51	41.7	26	9	16	3	15	84	85.7
SAVANNAH STATE	11/24/15	99-34	W	37-77	.481	5-25	.200	20-29	.690	19	28	47	43.0	12	23	11	9	22	99	89.0
vs Ball State	11/27/15	85-79	W	27-68	.397	8-26	.308	23-26	.885	16	22	38	42.0	20	20	16	4	13	85	88.2
at Colorado	11/28/15	83-61	W	32-72	.444	4-15	.267	15-23	.652	19	34	53	43.8	29	16	24	5	16	83	87.3
at South Alabama	12/01/15	72-60	W	28-75	.373	8-23	.348	8-16	.500	25	33	58	45.9	21	8	21	6	8	72	85.1
ARKANSAS STATE	12/07/15	76-72	W	28-60	.467	1-13	.077	19-23	.826	16	29	45	45.8	17	10	21	5	7	76	84.0
at Wisconsin	12/10/15	91-75	W	31-66	.470	8-18	.444	21-27	.778	13	24	37	44.8	19	14	15	4	15	91	84.8
ROBERT MORRIS	12/13/15	79-52	W	27-57	.474	6-18	.333	19-25	.760	15	29	44	44.7	22	18	21	4	16	79	84.2
SAINT FRANCIS	12/20/15	122-65	W	46-86	.535	6-19	.316	24-33	.727	20	37	57	45.8	15	25	25	7	21	122	87.6
NC STATE	12/21/15	79-72	W	27-63	.429	3-12	.250	22-27	.815	10	24	34	44.8	23	14	21	2	17	79	86.9
vs UCF	12/30/15	93-79	W	34-81	.420	9-21	.429	16-25	.640	24	32	56	45.7	20	21	19	6	11	93	87.4
#8 MISSISSIPPI STATE	01/03/16	70-76	L	22-68	.324	5-21	.238	21-28	.750	26	25	51	46.1	25	11	32	7	13	70	86.1
at #12/11 Tennessee	01/07/16	74-66	W	30-67	.448	9-18	.500	5-10	.500	17	29	46	46.1	20	15	24	6	12	74	85.3
at Ole Miss	01/10/16	85-65	W	30-70	.429	2-18	.111	23-28	.821	19	43	62	47.1	26	22	28	5	10	85	85.3
GEORGIA	01/14/16	61-71	L	23-68	.338	5-23	.217	10-22	.455	18	25	43	46.8	22	10	18	3	10	61	83.9
LSU	01/17/16	53-45	W	19-38	.500	4-10	.400	11-26	.423	10	22	32	46.0	15	12	24	4	11	53	82.2
Florida		1479		543-1225	.443	100-333	.300	293-432	.678	321	507	828	46.0	387	282	385	95	240	1479	82.2
Opponents		1198		433-1171	.370	93-340	.274	239-360	.664	292	433	725	40.3	393	208	429	61	177	1198	66.6

Games played: 18
Points/game: 82.2
FG Pct: 44.3
3FG Pct: 30.0
FT Pct: 67.8

Rebounds/game: 46.0
Assists/game: 15.7
Turnovers/game: 21.4
Assist/turnover ratio: 0.7
Steals/game: 13.3
Blocks/game: 5.3

2015-16 Univ. of Florida
Florida Opponent Game-by-Game (as of Jan 17, 2016)
All games

OPPONENT STATISTICS

Opponent	Date	Score		Total		3-Pointers		Free throws		Rebounds										
				fg-fga	pct	3fg-fga	pct	ft-fta	pct	off	def	tot	avg	pf	a	t/o	blk	stl	pts	avg
at Temple	11/13/15	91-97	L	30-62	.484	9-20	.450	28-35	.800	15	23	38	38.0	21	16	19	3	6	97	97.0
#6/7 FLORIDA STATE	11/16/15	82-72	W	25-75	.333	3-12	.250	19-24	.792	29	19	48	43.0	22	8	24	2	15	72	84.5
KENNESAW STATE	11/21/15	84-57	W	18-50	.360	5-17	.294	16-24	.667	8	24	32	39.3	24	9	25	2	5	57	75.3
SAVANNAH STATE	11/24/15	99-34	W	14-49	.286	1-8	.125	5-15	.333	13	25	38	39.0	31	3	39	5	7	34	65.0
vs Ball State	11/27/15	85-79	W	30-64	.469	6-17	.353	13-16	.813	13	25	38	38.8	24	19	22	3	7	79	67.8
at Colorado	11/28/15	83-61	W	19-63	.302	2-14	.143	21-24	.875	12	27	39	38.8	20	13	26	6	8	61	66.7
at South Alabama	12/01/15	72-60	W	22-58	.379	6-22	.273	10-23	.435	9	26	35	38.3	16	13	17	10	9	60	65.7
ARKANSAS STATE	12/07/15	76-72	W	30-71	.423	7-27	.259	5-9	.556	14	19	33	37.6	18	12	14	2	10	72	66.5
at Wisconsin	12/10/15	91-75	W	29-64	.453	8-22	.364	9-14	.643	12	22	34	37.2	24	15	22	2	7	75	67.4
ROBERT MORRIS	12/13/15	79-52	W	17-47	.362	5-16	.313	13-24	.542	7	18	25	36.0	20	9	24	1	11	52	65.9
SAINT FRANCIS	12/20/15	122-65	W	23-81	.284	10-38	.263	9-12	.750	22	26	48	37.1	26	13	40	2	12	65	65.8
NC STATE	12/21/15	79-72	W	21-59	.356	7-28	.250	23-29	.793	18	28	46	37.8	22	17	30	3	9	72	66.3
vs UCF	12/30/15	93-79	W	32-78	.410	5-24	.208	10-16	.625	18	29	47	38.5	23	12	23	2	8	79	67.3
#8 MISSISSIPPI STATE	01/03/16	70-76	L	29-71	.408	4-12	.333	14-20	.700	22	24	46	39.1	22	7	25	5	15	76	67.9
at #12/11 Tennessee	01/07/16	74-66	W	24-82	.293	4-22	.182	14-17	.824	31	23	54	40.1	16	10	21	7	13	66	67.8
at Ole Miss	01/10/16	85-65	W	23-80	.288	9-23	.391	10-25	.400	20	24	44	40.3	25	12	21	2	13	65	67.6
GEORGIA	01/14/16	61-71	L	27-61	.443	2-12	.167	15-23	.652	14	33	47	40.7	22	10	19	3	10	71	67.8
LSU	01/17/16	53-45	W	20-56	.357	0-6	.000	5-10	.500	15	18	33	40.3	17	10	18	1	12	45	66.6
Opponents		1198		433-1171	.370	93-340	.274	239-360	.664	292	433	725	40.3	393	208	429	61	177	1198	66.6
Florida		1479		543-1225	.443	100-333	.300	293-432	.678	321	507	828	46.0	387	282	385	95	240	1479	82.2

Games played: 18
Points/game: 66.6
FG Pct: 37.0
3FG Pct: 27.4
FT Pct: 66.4

Rebounds/game: 40.3
Assists/game: 11.6
Turnovers/game: 23.8
Assist/turnover ratio: 0.5
Steals/game: 9.8
Blocks/game: 3.4

2015-16 Univ. of Florida
Florida Points-Rebounds-Assists (as of Jan 18, 2016)
All games

Opponent	Date	Score		01 WILLIAMS,R	02 YOUNG,ISIS	03 MILLER,JAN	04 NEEDLES,CA	11 ANDERSON,D	13 PEOPLES,CA	15 DIMAITE,VI
at Temple	11/13/15	91-97	L	6-2-0	7-1-2	6-2-0	3-1-0	8-4-1	18-1-8	DNP
#6/7 FLORIDA STATE	11/16/15	82-72	w	21-10-1	0-0-0	4-1-0	8-0-0	9-2-1	0-2-3	DNP
KENNESAW STATE	11/21/15	84-57	w	14-10-0	0-2-0	3-2-2	4-0-1	8-2-0	11-1-2	1-1-0
SAVANNAH STATE	11/24/15	99-34	w	16-10-0	4-0-2	16-1-0	9-1-1	6-2-1	DNP	6-2-0
vs Ball State	11/27/15	85-79	w	12-5-0	DNP	6-0-1	13-2-2	9-8-10	0-1-0	DNP
at Colorado	11/28/15	83-61	w	8-6-0	2-0-0	11-6-3	6-4-3	3-5-0	14-1-1	6-1-0
at South Alabama	12/01/15	72-60	w	14-12-0	0-0-0	3-3-1	15-3-3	13-10-2	8-1-1	2-1-0
ARKANSAS STATE	12/07/15	76-72	w	6-3-0	DNP	4-0-0	0-2-0	11-7-2	13-3-2	0-0-0
at Wisconsin	12/10/15	91-75	w	4-4-0	DNP	10-2-3	2-2-0	4-1-2	20-2-2	0-1-0
ROBERT MORRIS	12/13/15	79-52	w	8-4-0	0-1-0	6-3-0	3-3-4	12-2-5	9-5-3	2-3-0
SAINT FRANCIS	12/20/15	122-65	w	DNP	5-1-4	5-5-2	5-1-3	6-3-3	12-4-2	8-2-0
NC STATE	12/21/15	79-72	w	6-7-0	DNP	8-3-3	3-1-3	2-1-1	16-3-3	DNP
vs UCF	12/30/15	93-79	w	13-6-0	0-0-0	15-1-0	7-2-1	5-6-1	11-2-3	DNP
#8 MISSISSIPPI STATE	01/03/16	70-76	L	11-12-1	DNP	8-1-1	17-2-2	0-0-1	4-1-0	DNP
at #12/11 Tennessee	01/07/16	74-66	w	6-10-1	DNP	11-3-0	15-4-3	0-2-0	9-4-1	0-0-0
at Ole Miss	1/10/16	85-65	w	11-12-3	1-0-1	2-3-1	11-6-2	10-4-0	11-2-3	4-4-0
GEORGIA	01/14/16	61-71	L	12-9-4	DNP	1-0-0	2-2-0	0-1-0	15-2-1	DNP
LSU	01/17/16	53-45	w	11-9-0	DNP	0-1-0	7-1-1	2-1-1	3-0-1	DNP

Opponent	Date	Score		20 WESTBROOK,	21 CHRISTINAK	23 COPELAND,B	24 FLEMING,TY	32 BATCHELOR,	44 LORENZEN,H
at Temple	11/13/15	91-97	L	14-3-2	1-0-1	6-1-3	8-6-2	6-1-0	8-7-0
#6/7 FLORIDA STATE	11/16/15	82-72	w	14-4-3	13-3-7	0-0-0	0-2-0	5-6-0	8-7-0
KENNESAW STATE	11/21/15	84-57	w	4-6-3	9-3-1	2-3-0	11-8-0	5-3-0	12-4-0
SAVANNAH STATE	11/24/15	99-34	w	7-5-8	11-4-6	1-4-2	11-8-1	5-1-1	7-4-1
vs Ball State	11/27/15	85-79	w	17-2-2	2-4-2	0-0-0	2-1-1	4-4-2	20-6-0
at Colorado	11/28/15	83-61	w	7-2-3	8-4-4	0-0-0	8-8-1	4-5-1	6-8-0
at South Alabama	12/01/15	72-60	w	4-2-0	0-2-1	0-1-0	2-5-0	5-4-0	6-8-0
ARKANSAS STATE	12/07/15	76-72	w	0-2-2	13-2-3	3-1-0	6-6-0	1-5-1	19-6-0
at Wisconsin	12/10/15	91-75	w	18-5-4	21-5-2	DNP	1-3-0	7-4-1	4-4-0
ROBERT MORRIS	12/13/15	79-52	w	4-1-2	13-1-1	3-4-1	6-2-0	0-3-1	13-8-1
SAINT FRANCIS	12/20/15	122-65	w	17-3-2	7-4-4	9-6-1	20-6-1	12-8-1	16-5-2
NC STATE	12/21/15	79-72	w	6-3-2	18-4-2	DNP	5-1-0	7-3-0	8-4-0
vs UCF	12/30/15	93-79	w	9-5-5	14-10-9	0-1-0	4-9-0	2-5-1	13-5-1
#8 MISSISSIPPI STATE	01/03/16	70-76	L	5-3-2	7-4-2	0-2-0	6-7-0	4-2-0	8-7-2
at #12/11 Tennessee	01/07/16	74-66	w	0-2-1	18-6-8	3-0-0	2-2-1	2-1-0	8-4-0
at Ole Miss	1/10/16	85-65	w	2-1-0	4-1-10	0-0-0	12-7-0	8-7-0	9-9-2
GEORGIA	01/14/16	61-71	L	9-5-3	11-5-2	0-0-0	2-4-0	4-3-0	5-8-0
LSU	01/17/16	53-45	w	1-4-4	15-2-2	0-0-1	6-4-0	2-2-1	6-6-1

2015-16 Univ. of Florida
Florida Individual Game-by-Game (as of Jan 17, 2016)
All games

#01 Williams,Ronni

Opponent	Date	GS	Min	---TOTAL---		---3-PTS---		----REBOUNDS----										PF	FO	A	TO	Blk	Stl	Pts	Avg
				FG-FGA	Pct	3FG-FGA	Pct	FT-FTA	Pct	Off	Def	Tot	Avg												
at Temple	11/13/15	*	14	3-6	.500	0-0	.000	0-0	.000	1	1	2	2.0	5	1	0	3	0	0	6	6.0				
#6/7 FLORIDA STATE	11/16/15	*	27	9-16	.563	0-2	.000	3-3	1.000	3	7	10	6.0	4	0	1	2	2	2	21	13.5				
KENNESAW STATE	11/21/15	*	22	7-14	.500	0-0	.000	0-0	.000	4	6	10	7.3	4	0	0	1	0	1	14	13.7				
SAVANNAH STATE	11/24/15	*	24	7-9	.778	0-0	.000	2-3	.667	4	6	10	8.0	0	0	0	1	3	2	16	14.3				
vs Ball State	11/27/15	*	25	4-10	.400	0-1	.000	4-4	1.000	3	2	5	7.4	3	0	0	2	2	1	12	13.8				
at Colorado	11/28/15	*	13	2-2	1.000	0-0	.000	4-5	.800	0	6	6	7.2	5	1	0	5	0	0	8	12.8				
at South Alabama	12/01/15	*	21	6-10	.600	1-1	1.000	1-6	.167	5	7	12	7.9	5	1	0	1	0	2	14	13.0				
ARKANSAS STATE	12/07/15	*	14	1-6	.167	0-0	.000	4-4	1.000	0	3	3	7.3	4	0	0	2	0	2	6	12.1				
at Wisconsin	12/10/15	*	19	2-4	.500	0-0	.000	0-0	.000	1	3	4	6.9	5	1	0	2	1	2	4	11.2				
ROBERT MORRIS	12/13/15	*	18	4-8	.500	0-0	.000	0-0	.000	1	3	4	6.6	3	0	0	3	0	2	8	10.9				
NC STATE	12/21/15	*	27	3-9	.333	0-0	.000	0-0	.000	2	5	7	6.6	4	0	0	3	0	1	6	10.5				
vs UCF	12/30/15	*	22	6-9	.667	0-0	.000	1-2	.500	4	2	6	6.6	4	0	0	4	1	0	13	10.7				
#8 MISSISSIPPI STATE	01/03/16	*	22	4-8	.500	0-0	.000	3-4	.750	5	7	12	7.0	3	0	1	5	2	0	11	10.7				
at #12/11 Tennessee	01/07/16	*	21	3-7	.429	0-0	.000	0-2	.000	2	8	10	7.2	4	0	1	6	0	2	6	10.4				
at Ole Miss	1/10/16	*	24	4-5	.800	0-0	.000	3-3	1.000	1	11	12	7.5	3	0	3	6	2	1	11	10.4				
GEORGIA	01/14/16	*	29	4-8	.500	0-0	.000	4-6	.667	3	6	9	7.6	5	1	4	2	0	2	12	10.5				
LSU	01/17/16	*	27	4-6	.667	0-0	.000	3-4	.750	4	5	9	7.7	3	0	0	5	1	3	11	10.5				
Totals.....		16	369	73-137	.533	1-4	.250	32-46	.696	43	88	131	7.7	64	5	10	53	14	23	179	10.5				

Games played: 17
Minutes/game: 21.7
Points/game: 10.5
FG Pct: 53.3
3FG Pct: 25.0
FT Pct: 69.6

Rebounds/game: 7.7
Assists/game: 0.6
Turnovers/game: 3.1
Assist/turnover ratio: 0.2
Steals/game: 1.4
Blocks/game: 0.8

#02 Young,Isis

Opponent	Date	GS	Min	---TOTAL---		---3-PTS---		----REBOUNDS----										PF	FO	A	TO	Blk	Stl	Pts	Avg
				FG-FGA	Pct	3FG-FGA	Pct	FT-FTA	Pct	Off	Def	Tot	Avg												
at Temple	11/13/15		10	2-5	.400	2-4	.500	1-2	.500	1	0	1	1.0	0	0	2	3	0	0	7	7.0				
#6/7 FLORIDA STATE	11/16/15		2	0-0	.000	0-0	.000	0-0	.000	0	0	0	0.5	0	0	0	1	0	0	0	3.5				
KENNESAW STATE	11/21/15		5	0-2	.000	0-1	.000	0-0	.000	0	2	2	1.0	0	0	0	2	0	0	0	2.3				
SAVANNAH STATE	11/24/15		19	2-9	.222	0-4	.000	0-0	.000	0	0	0	0.8	2	0	2	2	0	1	4	2.8				
at Colorado	11/28/15		3	1-2	.500	0-0	.000	0-0	.000	0	0	0	0.6	0	0	0	1	0	0	2	2.6				
at South Alabama	12/01/15		5	0-1	.000	0-0	.000	0-0	.000	0	0	0	0.5	0	0	0	1	0	0	0	2.2				
ROBERT MORRIS	12/13/15		9	0-1	.000	0-0	.000	0-0	.000	0	1	1	0.6	1	0	0	1	0	0	0	1.9				
SAINT FRANCIS	12/20/15		17	2-5	.400	1-1	1.000	0-0	.000	0	1	1	0.6	2	0	4	3	0	0	5	2.3				
vs UCF	12/30/15		3	0-1	.000	0-1	.000	0-0	.000	0	0	0	0.6	0	0	0	0	0	1	0	2.0				
at Ole Miss	1/10/16		8	0-0	.000	0-0	.000	1-2	.500	0	0	0	0.5	3	0	1	2	0	0	1	1.9				
Totals.....		0	81	7-26	.269	3-11	.273	2-4	.500	1	4	5	0.5	8	0	9	16	0	2	19	1.9				

Games played: 10
Minutes/game: 8.1
Points/game: 1.9
FG Pct: 26.9
3FG Pct: 27.3
FT Pct: 50.0

Rebounds/game: 0.5
Assists/game: 0.9
Turnovers/game: 1.6
Assist/turnover ratio: 0.6
Steals/game: 0.2

#03 Miller, January

Opponent	Date	GS	Min	---TOTAL---		---3-PTS---		----REBOUNDS----										PF	FO	A	TO	Blk	Stl	Pts	Avg
				FG-FGA	Pct	3FG-FGA	Pct	FT-FTA	Pct	Off	Def	Tot	Avg												
at Temple	11/13/15	*	11	2-3	.667	0-0	.000	2-4	.500	0	2	2	2.0	5	1	0	1	0	0	6	6.0				
#6/7 FLORIDA STATE	11/16/15	*	9	1-3	.333	0-0	.000	2-6	.333	1	0	1	1.5	2	0	0	2	0	2	4	5.0				
KENNESAW STATE	11/21/15		16	1-4	.250	0-0	.000	1-4	.250	1	1	2	1.7	2	0	2	0	0	1	3	4.3				
SAVANNAH STATE	11/24/15		16	5-11	.455	1-3	.333	5-6	.833	0	1	1	1.5	0	0	0	1	0	3	16	7.3				
vs Ball State	11/27/15		14	0-3	.000	0-0	.000	6-8	.750	0	0	0	1.2	3	0	1	2	0	2	6	7.0				
at Colorado	11/28/15		15	4-9	.444	0-1	.000	3-4	.750	3	3	6	2.0	4	0	3	2	0	1	11	7.7				
at South Alabama	12/01/15		8	1-4	.250	0-0	.000	1-2	.500	1	2	3	2.1	2	0	1	1	0	0	3	7.0				
ARKANSAS STATE	12/07/15		9	2-5	.400	0-1	.000	0-0	.000	0	0	0	1.9	2	0	0	3	0	0	4	6.6				
at Wisconsin	12/10/15		15	3-6	.500	3-4	.750	1-2	.500	1	1	2	1.9	4	0	3	2	0	3	10	7.0				
ROBERT MORRIS	12/13/15		9	1-4	.250	0-1	.000	4-4	1.000	1	2	3	2.0	4	0	0	3	0	1	6	6.9				
SAINT FRANCIS	12/20/15		14	2-5	.400	0-0	.000	1-3	.333	2	3	5	2.3	5	1	2	2	0	1	5	6.7				
NC STATE	12/21/15		18	2-6	.333	0-0	.000	4-6	.667	1	2	3	2.3	4	0	3	2	0	4	8	6.8				
vs UCF	12/30/15		17	5-6	.833	3-4	.750	2-2	1.000	0	1	1	2.2	2	0	0	0	0	15	7.5					
#8 MISSISSIPPI STATE	01/03/16	*	22	2-7	.286	1-2	.500	3-4	.750	0	1	1	2.1	4	0	1	4	0	1	8	7.5				
at #12/11 Tennessee	01/07/16	*	18	5-9	.556	1-1	1.000	0-0	.000	2	1	3	2.2	3	0	0	0	1	2	11	7.7				
at Ole Miss	1/10/16	*	13	0-8	.000	0-3	.000	2-4	.500	1	2	3	2.3	3	0	1	3	0	1	2	7.4				
GEORGIA	01/14/16	*	9	0-5	.000	0-2	.000	1-2	.500	0	0	0	2.1	2	0	0	1	0	1	1	7.0				
LSU	01/17/16		3	0-2	.000	0-0	.000	0-0	.000	1	0	1	2.1	1	0	0	3	0	1	0	6.6				
Totals.....		6	236	36-100	.360	9-22	.409	38-61	.623	15	22	37	2.1	52	2	17	32	1	24	119	6.6				

Games played: 18
Minutes/game: 13.1
Points/game: 6.6
FG Pct: 36.0
3FG Pct: 40.9
FT Pct: 62.3

Rebounds/game: 2.1
Assists/game: 0.9
Turnovers/game: 1.8
Assist/turnover ratio: 0.5
Steals/game: 1.3
Blocks/game: 0.1

#04 Needles,Carlie

Opponent	Date	GS	Min	---TOTAL---		---3-PTS---		----REBOUNDS----																
				FG-FGA	Pct	3FG-FGA	Pct	FT-FTA	Pct	Off	Def	Tot	Avg	PF	FO	A	TO	Blk	Stl	Pts	Avg			
at Temple	11/13/15	*	22	1-5	.200	1-4	.250	0-0	.000	0	1	1	1.0	2	0	0	1	0	0	3	3.0			
#6/7 FLORIDA STATE	11/16/15	*	20	3-5	.600	2-4	.500	0-0	.000	0	0	0	0.5	0	0	0	2	0	0	8	5.5			
KENNESAW STATE	11/21/15	*	22	2-6	.333	0-4	.000	0-0	.000	0	0	0	0.3	2	0	1	1	0	3	4	5.0			
SAVANNAH STATE	11/24/15	*	22	2-8	.250	1-6	.167	4-5	.800	1	0	1	0.5	0	0	1	1	0	2	9	6.0			
vs Ball State	11/27/15	*	32	4-12	.333	4-12	.333	1-2	.500	1	1	2	0.8	2	0	2	2	0	4	13	7.4			
at Colorado	11/28/15	*	32	2-8	.250	2-4	.500	0-0	.000	1	3	4	1.3	1	0	3	0	0	3	6	7.2			
at South Alabama	12/01/15	*	36	5-15	.333	4-11	.364	1-1	1.000	1	2	3	1.6	0	0	3	4	0	2	15	8.3			
ARKANSAS STATE	12/07/15	*	19	0-4	.000	0-3	.000	0-0	.000	1	1	2	1.6	1	0	0	1	0	0	0	7.3			
at Wisconsin	12/10/15	*	14	1-4	.250	0-1	.000	0-0	.000	2	0	2	1.7	0	0	0	2	0	0	2	6.7			
ROBERT MORRIS	12/13/15	*	19	1-3	.333	1-3	.333	0-0	.000	1	2	3	1.8	1	0	4	1	0	1	3	6.3			
SAINT FRANCIS	12/20/15	*	13	2-3	.667	1-2	.500	0-0	.000	0	1	1	1.7	0	0	3	0	0	1	5	6.2			
NC STATE	12/21/15	*	16	1-5	.200	1-5	.200	0-0	.000	0	1	1	1.7	0	0	3	1	0	1	3	5.9			
vs UCF	12/30/15	*	10	2-4	.500	2-4	.500	1-2	.500	1	1	2	1.7	0	0	1	0	0	0	7	6.0			
#8 MISSISSIPPI STATE	01/03/16		28	6-15	.400	3-9	.333	2-2	1.000	1	1	2	1.7	2	0	2	2	0	1	17	6.8			
at #12/11 Tennessee	01/07/16	*	29	5-8	.625	5-8	.625	0-0	.000	1	3	4	1.9	1	0	3	2	0	0	15	7.3			
at Ole Miss	1/10/16	*	24	4-7	.571	1-4	.250	2-2	1.000	2	4	6	2.1	0	0	2	3	0	4	11	7.6			
GEORGIA	01/14/16	*	23	1-4	.250	0-3	.000	0-2	.000	0	2	2	2.1	3	0	0	2	0	2	2	7.2			
LSU	01/17/16	*	30	3-5	.600	1-3	.333	0-2	.000	0	1	1	2.1	4	0	1	1	0	1	7	7.2			
Totals.....		17	411	45-121	.372	29-90	.322	11-18	.611	13	24	37	2.1	19	0	29	26	0	25	130	7.2			

Games played: 18
Minutes/game: 22.8
Points/game: 7.2
FG Pct: 37.2
3FG Pct: 32.2
FT Pct: 61.1

Rebounds/game: 2.1
Assists/game: 1.6
Turnovers/game: 1.4
Assist/turnover ratio: 1.1
Steals/game: 1.4

#11 Anderson,Dyandria

Opponent	Date	GS	Min	---TOTAL---		---3-PTS---		----REBOUNDS----										Pts	Avg		
				FG-FGA	Pct	3FG-FGA	Pct	FT-FTA	Pct	Off	Def	Tot	Avg	PF	FO	A	TO	Blk	Stl		
at Temple	11/13/15		22	4-6	.667	0-2	.000	0-0	.000	3	1	4	4.0	3	0	1	3	1	2	8	8.0
#6/7 FLORIDA STATE	11/16/15		25	4-6	.667	1-2	.500	0-0	.000	1	1	2	3.0	2	0	1	3	0	2	9	8.5
KENNESAW STATE	11/21/15	*	18	4-7	.571	0-0	.000	0-0	.000	1	1	2	2.7	2	0	0	0	1	2	8	8.3
SAVANNAH STATE	11/24/15	*	14	3-6	.500	0-1	.000	0-0	.000	1	1	2	2.5	1	0	1	0	1	4	6	7.8
vs Ball State	11/27/15	*	28	2-3	.667	1-2	.500	4-4	1.000	2	6	8	3.6	0	0	10	2	1	0	9	8.0
at Colorado	11/28/15	*	21	1-2	.500	1-1	1.000	0-0	.000	0	5	5	3.8	1	0	0	2	0	3	3	7.2
at South Alabama	12/01/15	*	35	5-12	.417	1-3	.333	2-2	1.000	5	5	10	4.7	1	0	2	3	0	1	13	8.0
ARKANSAS STATE	12/07/15	*	32	5-11	.455	0-3	.000	1-1	1.000	3	4	7	5.0	1	0	2	2	0	2	11	8.4
at Wisconsin	12/10/15	*	23	1-2	.500	0-1	.000	2-2	1.000	0	1	1	4.6	2	0	2	1	0	0	4	7.9
ROBERT MORRIS	12/13/15	*	22	4-7	.571	2-3	.667	2-2	1.000	1	1	2	4.3	1	0	5	2	0	4	12	8.3
SAINT FRANCIS	12/20/15	*	16	3-7	.429	0-2	.000	0-0	.000	1	2	3	4.2	1	0	3	1	1	0	6	8.1
NC STATE	12/21/15	*	21	1-4	.250	0-1	.000	0-0	.000	0	1	1	3.9	1	0	1	0	0	1	2	7.6
vs UCF	12/30/15	*	17	2-5	.400	0-1	.000	1-1	1.000	3	3	6	4.1	2	0	1	1	1	3	5	7.4
#8 MISSISSIPPI STATE	01/03/16	*	17	0-3	.000	0-1	.000	0-0	.000	0	0	0	3.8	2	0	1	2	0	2	0	6.9
at #12/11 Tennessee	01/07/16		6	0-1	.000	0-0	.000	0-0	.000	0	2	2	3.7	0	0	0	2	0	0	0	6.4
at Ole Miss	1/10/16		21	5-9	.556	0-1	.000	0-0	.000	2	2	4	3.7	2	0	0	0	0	3	10	6.6
GEORGIA	01/14/16		12	0-3	.000	0-1	.000	0-0	.000	0	1	1	3.5	1	0	0	5	0	2	0	6.2
LSU	01/17/16		17	0-3	.000	0-2	.000	2-2	1.000	0	1	1	3.4	1	0	1	2	0	0	2	6.0
Totals.....		12	367	44-97	.454	6-27	.222	14-14	1.000	23	38	61	3.4	24	0	31	31	6	31	108	6.0

Games played: 18
Minutes/game: 20.4
Points/game: 6.0
FG Pct: 45.4
3FG Pct: 22.2
FT Pct: 100.0

Rebounds/game: 3.4
Assists/game: 1.7
Turnovers/game: 1.7
Assist/turnover ratio: 1.0
Steals/game: 1.7
Blocks/game: 0.3

#13 Peoples,Cassie

Opponent	Date	GS	Min	---TOTAL---		---3-PTS---		----REBOUNDS----										PF	FO	A	TO	Blk	Stl	Pts	Avg
				FG-FGA	Pct	3FG-FGA	Pct	FT-FTA	Pct	Off	Def	Tot	Avg												
at Temple	11/13/15	*	32	7-13	.538	2-4	.500	2-2	1.000	1	0	1	1.0	1	0	8	6	2	1	18	18.0				
#6/7 FLORIDA STATE	11/16/15	*	12	0-2	.000	0-0	.000	0-0	.000	0	2	2	1.5	0	0	3	2	0	1	0	9.0				
KENNESAW STATE	11/21/15		17	5-9	.556	1-2	.500	0-0	.000	1	0	1	1.3	1	0	2	1	0	2	11	9.7				
vs Ball State	11/27/15		7	0-3	.000	0-2	.000	0-0	.000	1	0	1	1.3	1	0	0	0	0	0	0	7.3				
at Colorado	11/28/15		13	3-7	.429	0-1	.000	8-11	.727	0	1	1	1.2	2	0	1	2	0	2	14	8.6				
at South Alabama	12/01/15		15	2-5	.400	1-2	.500	3-4	.750	0	1	1	1.2	2	0	1	5	0	0	8	8.5				
ARKANSAS STATE	12/07/15		17	6-9	.667	0-3	.000	1-2	.500	1	2	3	1.4	1	0	2	4	0	0	13	9.1				
at Wisconsin	12/10/15		22	7-13	.538	1-2	.500	5-5	1.000	2	0	2	1.5	0	0	2	1	0	2	20	10.5				
ROBERT MORRIS	12/13/15		22	4-10	.400	1-4	.250	0-0	.000	2	3	5	1.9	0	0	3	1	1	1	9	10.3				
SAINT FRANCIS	12/20/15		18	5-10	.500	1-4	.250	1-1	1.000	1	3	4	2.1	0	0	2	1	0	5	12	10.5				
NC STATE	12/21/15		27	4-10	.400	1-3	.333	7-8	.875	1	2	3	2.2	0	0	3	2	0	2	16	11.0				
vs UCF	12/30/15		24	4-10	.400	3-5	.600	0-0	.000	0	2	2	2.2	1	0	3	2	0	0	11	11.0				
#8 MISSISSIPPI STATE	01/03/16		8	1-4	.250	0-2	.000	2-2	1.000	0	1	1	2.1	3	0	0	7	0	1	4	10.5				
at #12/11 Tennessee	01/07/16		17	3-7	.429	1-2	.500	2-2	1.000	1	3	4	2.2	0	0	1	4	0	2	9	10.4				
at Ole Miss	1/10/16		17	3-7	.429	1-3	.333	4-4	1.000	0	2	2	2.2	1	0	3	4	0	0	11	10.4				
GEORGIA	01/14/16		21	6-16	.375	3-7	.429	0-0	.000	2	0	2	2.2	1	0	1	2	0	0	15	10.7				
LSU	01/17/16		17	1-2	.500	1-2	.500	0-0	.000	0	0	0	2.1	1	0	1	4	0	0	3	10.2				
Totals.....		2	306	61-137	.445	17-48	.354	35-41	.854	13	22	35	2.1	15	0	36	48	3	19	174	10.2				

Games played: 17
Minutes/game: 18.0
Points/game: 10.2
FG Pct: 44.5
3FG Pct: 35.4
FT Pct: 85.4

Rebounds/game: 2.1
Assists/game: 2.1
Turnovers/game: 2.8
Assist/turnover ratio: 0.8
Steals/game: 1.1
Blocks/game: 0.2

#15 Dimaite,Viktorija

Opponent	Date	GS	Min	---TOTAL---		---3-PTS---		----REBOUNDS----										PF	FO	A	TO	Blk	Stl	Pts	Avg
				FG-FGA	Pct	3FG-FGA	Pct	FT-FTA	Pct	Off	Def	Tot	Avg												
KENNESAW STATE	11/21/15		3	0-0	.000	0-0	.000	1-2	.500	1	0	1	1.0	1	0	0	1	0	0	1	1.0				
SAVANNAH STATE	11/24/15		8	2-2	1.000	1-1	1.000	1-4	.250	1	1	2	1.5	0	0	0	0	0	0	6	3.5				
at Colorado	11/28/15		8	3-3	1.000	0-0	.000	0-0	.000	0	1	1	1.3	1	0	0	0	1	0	6	4.3				
at South Alabama	12/01/15		4	1-3	.333	0-2	.000	0-0	.000	1	0	1	1.3	1	0	0	0	1	0	2	3.8				
ARKANSAS STATE	12/07/15		2	0-0	.000	0-0	.000	0-0	.000	0	0	0	1.0	0	0	0	0	0	0	0	3.0				
at Wisconsin	12/10/15		1	0-0	.000	0-0	.000	0-0	.000	0	1	1	1.0	0	0	0	0	0	0	0	2.5				
ROBERT MORRIS	12/13/15		13	0-2	.000	0-0	.000	2-2	1.000	1	2	3	1.3	1	0	0	1	2	0	2	2.4				
SAINT FRANCIS	12/20/15		15	2-4	.500	0-1	.000	4-4	1.000	2	0	2	1.4	0	0	0	3	2	0	8	3.1				
at #12/11 Tennessee	01/07/16		5	0-1	.000	0-0	.000	0-0	.000	0	0	0	1.2	1	0	0	1	0	0	0	2.8				
at Ole Miss	1/10/16		5	1-2	.500	0-0	.000	2-2	1.000	2	2	4	1.5	1	0	0	0	0	0	4	2.9				
Totals.....		0	64	9-17	.529	1-4	.250	10-14	.714	8	7	15	1.5	6	0	0	6	6	0	29	2.9				

Games played: 10
Minutes/game: 6.4
Points/game: 2.9
FG Pct: 52.9
3FG Pct: 25.0
FT Pct: 71.4

Rebounds/game: 1.5
Turnovers/game: 0.6
Blocks/game: 0.6

#20 Westbrook,Simone

Opponent	Date	GS	Min	---TOTAL---		---3-PTS---		----REBOUNDS----										PF	FO	A	TO	Blk	Stl	Pts	Avg
				FG-FGA	Pct	3FG-FGA	Pct	FT-FTA	Pct	Off	Def	Tot	Avg												
at Temple	11/13/15		19	6-9	.667	0-2	.000	2-3	.667	0	3	3	3.0	2	0	2	1	0	1	14	14.0				
#6/7 FLORIDA STATE	11/16/15		24	5-10	.500	3-5	.600	1-1	1.000	1	3	4	3.5	3	0	3	6	0	1	14	14.0				
KENNESAW STATE	11/21/15		18	1-5	.200	0-1	.000	2-2	1.000	0	6	6	4.3	4	0	3	2	0	1	4	10.7				
SAVANNAH STATE	11/24/15		19	3-5	.600	1-3	.333	0-0	.000	1	4	5	4.5	0	0	8	2	0	6	7	9.8				
vs Ball State	11/27/15		24	5-12	.417	3-6	.500	4-4	1.000	1	1	2	4.0	2	0	2	1	0	2	17	11.2				
at Colorado	11/28/15		18	3-5	.600	1-3	.333	0-0	.000	0	2	2	3.7	3	0	3	2	0	1	7	10.5				
at South Alabama	12/01/15		12	2-6	.333	0-1	.000	0-1	.000	1	1	2	3.4	0	0	0	1	0	1	4	9.6				
ARKANSAS STATE	12/07/15		18	0-2	.000	0-2	.000	0-0	.000	0	2	2	3.3	2	0	2	3	0	0	0	8.4				
at Wisconsin	12/10/15		20	5-9	.556	2-5	.400	6-8	.750	1	4	5	3.4	2	0	4	0	0	6	18	9.4				
ROBERT MORRIS	12/13/15		14	1-3	.333	0-2	.000	2-2	1.000	0	1	1	3.2	2	0	2	0	0	3	4	8.9				
SAINT FRANCIS	12/20/15		17	6-11	.545	0-2	.000	5-7	.714	0	3	3	3.2	1	0	2	3	1	6	17	9.6				
NC STATE	12/21/15		16	1-7	.143	0-2	.000	4-4	1.000	0	3	3	3.2	2	0	2	7	0	1	6	9.3				
vs UCF	12/30/15		22	2-10	.200	0-3	.000	5-6	.833	3	2	5	3.3	2	0	5	3	0	6	9	9.3				
#8 MISSISSIPPI STATE	01/03/16		22	2-10	.200	0-4	.000	1-2	.500	2	1	3	3.3	5	1	2	3	0	4	5	9.0				
at #12/11 Tennessee	01/07/16		18	0-3	.000	0-1	.000	0-0	.000	0	2	2	3.2	0	0	1	4	0	1	0	8.4				
at Ole Miss	1/10/16		11	0-4	.000	0-1	.000	2-2	1.000	0	1	1	3.1	3	0	0	2	1	1	2	8.0				
GEORGIA	01/14/16		26	4-10	.400	0-3	.000	1-4	.250	1	4	5	3.2	1	0	3	4	0	3	9	8.1				
LSU	01/17/16	*	26	0-3	.000	0-0	.000	1-2	.500	0	4	4	3.2	2	0	4	2	0	3	1	7.7				
Totals.....		1	344	46-124	.371	10-46	.217	36-48	.750	11	47	58	3.2	36	1	48	46	2	47	138	7.7				

Games played: 18
Minutes/game: 19.1
Points/game: 7.7
FG Pct: 37.1
3FG Pct: 21.7
FT Pct: 75.0

Rebounds/game: 3.2
Assists/game: 2.7
Turnovers/game: 2.6
Assist/turnover ratio: 1.0
Steals/game: 2.6
Blocks/game: 0.1

#21 Christinaki,Eleanna

Opponent	Date	GS	Min	---TOTAL---		---3-PTS---		----REBOUNDS----																Pts	Avg
				FG-FGA	Pct	3FG-FGA	Pct	FT-FTA	Pct	Off	Def	Tot	Avg	PF	FO	A	TO	Blk	Stl						
at Temple	11/13/15		4	0-0	.000	0-0	.000	1-2	.500	0	0	0	0.0	2	0	1	0	0	0	1	1.0				
#6/7 FLORIDA STATE	11/16/15		28	5-12	.417	1-4	.250	2-2	1.000	1	2	3	1.5	2	0	7	4	0	4	13	7.0				
KENNESAW STATE	11/21/15	*	26	4-9	.444	0-1	.000	1-2	.500	3	0	3	2.0	2	0	1	6	0	2	9	7.7				
SAVANNAH STATE	11/24/15	*	22	4-9	.444	1-4	.250	2-2	1.000	2	2	4	2.5	1	0	6	3	1	3	11	8.5				
vs Ball State	11/27/15	*	15	1-6	.167	0-2	.000	0-0	.000	0	4	4	2.8	3	0	2	3	1	0	2	7.2				
at Colorado	11/28/15	*	19	4-10	.400	0-1	.000	0-1	.000	3	1	4	3.0	3	0	4	3	0	1	8	7.3				
at South Alabama	12/01/15	*	11	0-3	.000	0-0	.000	0-0	.000	2	0	2	2.9	1	0	1	1	0	0	0	6.3				
ARKANSAS STATE	12/07/15	*	26	3-7	.429	0-0	.000	7-8	.875	1	1	2	2.8	0	0	3	3	0	2	13	7.1				
at Wisconsin	12/10/15	*	28	7-9	.778	1-1	1.000	6-8	.750	1	4	5	3.0	2	0	2	2	0	1	21	8.7				
ROBERT MORRIS	12/13/15	*	22	5-6	.833	1-2	.500	2-3	.667	0	1	1	2.8	1	0	1	4	0	1	13	9.1				
SAINT FRANCIS	12/20/15	*	21	2-5	.400	1-3	.333	2-2	1.000	2	2	4	2.9	1	0	4	4	0	2	7	8.9				
NC STATE	12/21/15	*	26	6-9	.667	1-1	1.000	5-5	1.000	1	3	4	3.0	1	0	2	2	0	3	18	9.7				
vs UCF	12/30/15	*	28	5-13	.385	1-3	.333	3-3	1.000	3	7	10	3.5	4	0	9	5	0	1	14	10.0				
#8 MISSISSIPPI STATE	01/03/16	*	20	2-6	.333	1-3	.333	2-2	1.000	3	1	4	3.6	2	0	2	4	0	0	7	9.8				
at #12/11 Tennessee	01/07/16	*	31	8-16	.500	1-3	.333	1-2	.500	3	3	6	3.7	1	0	8	2	0	0	18	10.3				
at Ole Miss	1/10/16	*	25	2-5	.400	0-2	.000	0-0	.000	1	0	1	3.6	2	0	10	3	0	0	4	9.9				
GEORGIA	01/14/16	*	30	5-11	.455	1-5	.200	0-0	.000	2	3	5	3.6	5	1	2	1	0	0	11	10.0				
LSU	01/17/16	*	28	5-10	.500	2-3	.667	3-4	.750	1	1	2	3.6	0	0	2	3	0	3	15	10.3				
Totals.....		16	410	68-146	.466	12-38	.316	37-46	.804	29	35	64	3.6	33	1	67	53	2	23	185	10.3				

Games played: 18
Minutes/game: 22.8
Points/game: 10.3
FG Pct: 46.6
3FG Pct: 31.6
FT Pct: 80.4

Rebounds/game: 3.6
Assists/game: 3.7
Turnovers/game: 2.9
Assist/turnover ratio: 1.3
Steals/game: 1.3
Blocks/game: 0.1

#23 Copeland,Brooke

Opponent	Date	GS	Min	---TOTAL---		---3-PTS---		----REBOUNDS----										PF	FO	A	TO	Blk	Stl	Pts	Avg
				FG-FGA	Pct	3FG-FGA	Pct	FT-FTA	Pct	Off	Def	Tot	Avg												
at Temple	11/13/15		20	2-5	.400	2-4	.500	0-0	.000	0	1	1	1.0	4	0	3	1	0	3	6	6.0				
#6/7 FLORIDA STATE	11/16/15		4	0-0	.000	0-0	.000	0-0	.000	0	0	0	0.5	2	0	0	1	0	0	0	3.0				
KENNESAW STATE	11/21/15		7	1-1	1.000	0-0	.000	0-0	.000	1	2	3	1.3	1	0	0	0	1	1	2	2.7				
SAVANNAH STATE	11/24/15		11	0-2	.000	0-2	.000	1-2	.500	2	2	4	2.0	0	0	2	1	1	0	1	2.3				
vs Ball State	11/27/15		2	0-0	.000	0-0	.000	0-0	.000	0	0	0	1.6	1	0	0	0	0	0	0	1.8				
at Colorado	11/28/15		7	0-3	.000	0-3	.000	0-0	.000	0	0	0	1.3	0	0	0	0	0	0	0	1.5				
at South Alabama	12/01/15		4	0-1	.000	0-1	.000	0-0	.000	0	1	1	1.3	0	0	0	0	0	0	0	1.3				
ARKANSAS STATE	12/07/15		5	1-1	1.000	1-1	1.000	0-0	.000	1	0	1	1.3	0	0	0	0	0	0	3	1.5				
ROBERT MORRIS	12/13/15		10	1-3	.333	1-3	.333	0-0	.000	0	4	4	1.6	3	0	1	1	0	0	3	1.7				
SAINT FRANCIS	12/20/15		17	2-3	.667	1-2	.500	4-4	1.000	1	5	6	2.0	0	0	1	2	3	0	9	2.4				
vs UCF	12/30/15		2	0-0	.000	0-0	.000	0-0	.000	1	0	1	1.9	0	0	0	0	1	0	0	2.2				
#8 MISSISSIPPI STATE	01/03/16		4	0-2	.000	0-0	.000	0-0	.000	1	1	2	1.9	1	0	0	1	0	1	0	2.0				
at #12/11 Tennessee	01/07/16		4	1-3	.333	1-3	.333	0-0	.000	0	0	0	1.8	0	0	0	0	1	0	3	2.1				
at Ole Miss	1/10/16		5	0-3	.000	0-3	.000	0-0	.000	0	0	0	1.6	0	0	0	2	0	0	0	1.9				
GEORGIA	01/14/16		1	0-0	.000	0-0	.000	0-0	.000	0	0	0	1.5	0	0	0	0	0	0	0	1.8				
LSU	01/17/16		2	0-0	.000	0-0	.000	0-0	.000	0	0	0	1.4	0	0	1	0	0	0	0	1.7				
Totals.....		0	105	8-27	.296	6-22	.273	5-6	.833	7	16	23	1.4	12	0	8	9	7	5	27	1.7				

Games played: 16
Minutes/game: 6.6
Points/game: 1.7
FG Pct: 29.6
3FG Pct: 27.3
FT Pct: 83.3

Rebounds/game: 1.4
Assists/game: 0.5
Turnovers/game: 0.6
Assist/turnover ratio: 0.9
Steals/game: 0.3
Blocks/game: 0.4

#24 Fleming,Tyshara

Opponent	Date	GS	Min	---TOTAL---		---3-PTS---		----REBOUNDS----										PF	FO	A	TO	Blk	Stl	Pts	Avg
				FG-FGA	Pct	3FG-FGA	Pct	FT-FTA	Pct	Off	Def	Tot	Avg												
at Temple	11/13/15		19	3-3	1.000	0-0	.000	2-4	.500	1	5	6	6.0	3	0	2	2	5	2	8	8.0				
#6/7 FLORIDA STATE	11/16/15		13	0-1	.000	0-0	.000	0-0	.000	1	1	2	4.0	5	1	0	1	0	0	0	4.0				
KENNESAW STATE	11/21/15		12	4-8	.500	0-0	.000	3-9	.333	4	4	8	5.3	2	0	0	1	1	0	11	6.3				
SAVANNAH STATE	11/24/15		9	5-7	.714	0-0	.000	1-2	.500	5	3	8	6.0	3	0	1	0	1	0	11	7.5				
vs Ball State	11/27/15		6	1-3	.333	0-0	.000	0-0	.000	1	0	1	5.0	1	0	1	1	0	1	2	6.4				
at Colorado	11/28/15		15	4-7	.571	0-0	.000	0-2	.000	4	4	8	5.5	3	0	1	2	2	3	8	6.7				
at South Alabama	12/01/15		12	1-1	1.000	0-0	.000	0-0	.000	1	4	5	5.4	2	0	0	1	2	1	2	6.0				
ARKANSAS STATE	12/07/15		11	3-6	.500	0-0	.000	0-0	.000	4	2	6	5.5	0	0	0	0	3	0	6	6.0				
at Wisconsin	12/10/15		12	0-3	.000	0-0	.000	1-2	.500	0	3	3	5.2	1	0	0	1	2	0	1	5.4				
ROBERT MORRIS	12/13/15		12	2-3	.667	0-0	.000	2-2	1.000	0	2	2	4.9	1	0	0	0	0	3	6	5.5				
SAINT FRANCIS	12/20/15		18	8-13	.615	0-0	.000	4-8	.500	2	4	6	5.0	4	0	1	1	0	2	20	6.8				
NC STATE	12/21/15		15	2-3	.667	0-0	.000	1-2	.500	1	0	1	4.7	4	0	0	1	2	2	5	6.7				
vs UCF	12/30/15		15	2-6	.333	0-0	.000	0-2	.000	2	7	9	5.0	3	0	0	2	3	0	4	6.5				
#8 MISSISSIPPI STATE	01/03/16		17	2-3	.667	0-0	.000	2-4	.500	2	5	7	5.1	2	0	0	2	4	2	6	6.4				
at #12/11 Tennessee	01/07/16		15	1-3	.333	0-0	.000	0-0	.000	1	1	2	4.9	5	1	1	0	3	4	2	6.1				
at Ole Miss	1/10/16		14	4-5	.800	0-0	.000	4-4	1.000	1	6	7	5.1	4	0	0	1	1	0	12	6.5				
GEORGIA	01/14/16		14	1-3	.333	0-0	.000	0-0	.000	1	3	4	5.0	3	0	0	0	2	0	2	6.2				
LSU	01/17/16	*	16	3-4	.750	0-0	.000	0-6	.000	2	2	4	4.9	2	0	0	2	3	0	6	6.2				
Totals.....		1	245	46-82	.561	0-0	.000	20-47	.426	33	56	89	4.9	48	2	7	18	34	20	112	6.2				

Games played: 18
Minutes/game: 13.6
Points/game: 6.2
FG Pct: 56.1
FT Pct: 42.6

Rebounds/game: 4.9
Assists/game: 0.4
Turnovers/game: 1.0
Assist/turnover ratio: 0.4
Steals/game: 1.1
Blocks/game: 1.9

#32 Batchelor,Carla

Opponent	Date	GS	Min	---TOTAL---		---3-PTS---		----REBOUNDS----										PF	FO	A	TO	Blk	Stl	Pts	Avg
				FG-FGA	Pct	3FG-FGA	Pct	FT-FTA	Pct	Off	Def	Tot	Avg												
at Temple	11/13/15		8	2-3	.667	2-3	.667	0-0	.000	0	1	1	1.0	1	0	0	1	0	0	6	6.0				
#6/7 FLORIDA STATE	11/16/15		13	1-3	.333	0-2	.000	3-6	.500	2	4	6	3.5	1	0	0	2	1	0	5	5.5				
KENNESAW STATE	11/21/15		13	1-3	.333	0-2	.000	3-4	.750	2	1	3	3.3	4	0	0	1	0	1	5	5.3				
SAVANNAH STATE	11/24/15		15	1-4	.250	0-1	.000	3-3	1.000	0	1	1	2.8	1	0	1	0	0	0	5	5.3				
vs Ball State	11/27/15		17	1-4	.250	0-1	.000	2-2	1.000	1	3	4	3.0	2	0	2	1	0	1	4	5.0				
at Colorado	11/28/15		19	2-7	.286	0-1	.000	0-0	.000	4	1	5	3.3	3	0	1	3	0	0	4	4.8				
at South Alabama	12/01/15		19	2-3	.667	1-2	.500	0-0	.000	1	3	4	3.4	4	0	0	1	2	1	5	4.9				
ARKANSAS STATE	12/07/15		13	0-1	.000	0-0	.000	1-2	.500	1	4	5	3.6	2	0	1	2	0	0	1	4.4				
at Wisconsin	12/10/15		21	3-9	.333	1-4	.250	0-0	.000	2	2	4	3.7	2	0	1	1	1	1	7	4.7				
ROBERT MORRIS	12/13/15		11	0-0	.000	0-0	.000	0-2	.000	2	1	3	3.6	2	0	1	2	0	0	0	4.2				
SAINT FRANCIS	12/20/15	*	19	5-8	.625	1-2	.500	1-2	.500	1	7	8	4.0	0	0	1	3	0	2	12	4.9				
NC STATE	12/21/15	*	17	3-4	.750	0-0	.000	1-2	.500	3	0	3	3.9	2	0	0	2	0	1	7	5.1				
vs UCF	12/30/15		17	1-5	.200	0-0	.000	0-0	.000	1	4	5	4.0	0	0	1	1	0	0	2	4.8				
#8 MISSISSIPPI STATE	01/03/16		17	1-4	.250	0-0	.000	2-4	.500	1	1	2	3.9	0	0	0	1	0	1	4	4.8				
at #12/11 Tennessee	01/07/16		8	1-2	.500	0-0	.000	0-0	.000	1	0	1	3.7	1	0	0	1	0	0	2	4.6				
at Ole Miss	1/10/16		14	3-6	.500	0-1	.000	2-3	.667	3	4	7	3.9	0	0	0	1	0	0	8	4.8				
GEORGIA	01/14/16		10	1-3	.333	1-2	.500	1-2	.500	2	1	3	3.8	0	0	0	0	0	0	4	4.8				
LSU	01/17/16		10	1-1	1.000	0-0	.000	0-0	.000	0	2	2	3.7	0	0	1	1	0	0	2	4.6				
Totals.....		2	261	29-70	.414	6-21	.286	19-32	.594	27	40	67	3.7	25	0	10	24	4	8	83	4.6				

Games played: 18
Minutes/game: 14.5
Points/game: 4.6
FG Pct: 41.4
3FG Pct: 28.6
FT Pct: 59.4

Rebounds/game: 3.7
Assists/game: 0.6
Turnovers/game: 1.3
Assist/turnover ratio: 0.4
Steals/game: 0.4
Blocks/game: 0.2

#44 Lorenzen, Haley

Opponent	Date	GS	Min	---TOTAL---		---3-PTS---		----REBOUNDS----															
				FG-FGA	Pct	3FG-FGA	Pct	FT-FTA	Pct	Off	Def	Tot	Avg	PF	FO	A	TO	Blk	Stl	Pts	Avg		
at Temple	11/13/15	*	19	3-9	.333	0-0	.000	2-4	.500	4	3	7	7.0	0	0	0	0	3	1	8	8.0		
#6/7 FLORIDA STATE	11/16/15	*	23	4-6	.667	0-0	.000	0-0	.000	4	3	7	7.0	5	1	0	1	1	1	8	8.0		
KENNESAW STATE	11/21/15	*	21	5-10	.500	0-0	.000	2-2	1.000	2	2	4	6.0	1	0	0	0	0	1	12	9.3		
SAVANNAH STATE	11/24/15	*	21	3-5	.600	0-0	.000	1-2	.500	1	3	4	5.5	4	0	1	0	2	1	7	8.8		
vs Ball State	11/27/15	*	30	9-12	.750	0-0	.000	2-2	1.000	5	1	6	5.6	2	0	0	2	0	2	20	11.0		
at Colorado	11/28/15	*	17	3-7	.429	0-0	.000	0-0	.000	2	6	8	6.0	3	0	0	2	2	2	6	10.2		
at South Alabama	12/01/15	*	18	3-11	.273	0-0	.000	0-0	.000	3	5	8	6.3	3	0	0	2	1	0	6	9.6		
ARKANSAS STATE	12/07/15	*	34	7-8	.875	0-0	.000	5-6	.833	3	3	6	6.3	4	0	0	1	2	1	19	10.8		
at Wisconsin	12/10/15	*	25	2-7	.286	0-0	.000	0-0	.000	1	3	4	6.0	1	0	0	3	0	0	4	10.0		
ROBERT MORRIS	12/13/15	*	19	4-7	.571	0-0	.000	5-8	.625	5	3	8	6.2	2	0	1	2	1	0	13	10.3		
SAINT FRANCIS	12/20/15	*	15	7-12	.583	0-0	.000	2-2	1.000	2	3	5	6.1	1	0	2	1	0	2	16	10.8		
NC STATE	12/21/15	*	17	4-6	.667	0-0	.000	0-0	.000	1	3	4	5.9	5	1	0	0	0	1	8	10.6		
vs UCF	12/30/15	*	23	5-12	.417	0-0	.000	3-7	.429	3	2	5	5.8	2	0	1	1	0	0	13	10.8		
#8 MISSISSIPPI STATE	01/03/16	*	23	2-6	.333	0-0	.000	4-4	1.000	7	0	7	5.9	1	0	2	1	1	0	8	10.6		
at #12/11 Tennessee	01/07/16	*	28	3-7	.429	0-0	.000	2-4	.500	2	2	4	5.8	4	0	0	2	1	1	8	10.4		
at Ole Miss	1/10/16	*	19	4-9	.444	0-0	.000	1-2	.500	2	7	9	6.0	4	0	2	1	1	0	9	10.3		
GEORGIA	01/14/16	*	25	1-5	.200	0-0	.000	3-6	.500	4	4	8	6.1	1	0	0	1	1	0	5	10.0		
LSU	01/17/16		24	2-2	1.000	0-0	.000	2-6	.333	2	4	6	6.1	1	0	1	1	0	0	6	9.8		
Totals.....		17	401	71-141	.504	0-0	.000	34-55	.618	53	57	110	6.1	44	2	10	21	16	13	176	9.8		

Games played: 18
Minutes/game: 22.3
Points/game: 9.8
FG Pct: 50.4
FT Pct: 61.8

Rebounds/game: 6.1
Assists/game: 0.6
Turnovers/game: 1.2
Assist/turnover ratio: 0.5
Steals/game: 0.7
Blocks/game: 0.9

- Individual Career History (Jan 17, 2016)

Anderson,Dyandria

			Total		3-Point		Rebounds													
Year	GP-GS	Min/Avg	FG-FGA	Pct	FG-FGA	Pct	FT-FTA	Pct	Off-Def	Tot	Avg	PF-FO	Ast	TO	Blk	Stl	Pts/Avg			
2014-15	30-5	375/12.5	29-85	.341	1-10	.100	11-18	.611	22-26	48	1.6	30-0	13	33	2	30	70/2.3			
2015-16	18-12	367/20.4	44-97	.454	6-27	.222	14-14	1.000	23-38	61	3.4	24-0	31	31	6	31	108/6.0			
TOTAL	48-17	742/15.5	73-182	.401	7-37	.189	25-32	.781	45-64	109	2.3	54-0	44	64	8	61	178/3.7			

Batchelor,Carla

Year	GP-GS	Min/Avg	Total		3-Point		Rebounds								TO	Blk	Stl	Pts/Avg
			FG-FGA	Pct	FG-FGA	Pct	FT-FTA	Pct	Off-Def	Tot	Avg	PF-FO	Ast					
2014-15	29-0	212/7.3	23-53	.434	3-10	.300	15-20	.750	14-27	41	1.4	31-0	6	18	2	11	64/2.2	
2015-16	18-2	261/14.5	29-70	.414	6-21	.286	19-32	.594	27-40	67	3.7	25-0	10	24	4	8	83/4.6	
TOTAL	47-2	473/10.1	52-123	.423	9-31	.290	34-52	.654	41-67	108	2.3	56-0	16	42	6	19	147/3.1	

Christinaki,Eleanna

			Total		3-Point		Rebounds												
Year	GP-GS	Min/Avg	FG-FGA	Pct	FG-FGA	Pct	FT-FTA	Pct	Off-Def	Tot	Avg	PF-FO	Ast	TO	Blk	Stl	Pts/Avg		
2015-16	18-16	410/22.8	68-146	.466	12-38	.316	37-46	.804	29-35	64	3.6	33-1	67	53	2	23	185/10.3		
TOTAL	18-16	410/22.8	68-146	.466	12-38	.316	37-46	.804	29-35	64	3.6	33-1	67	53	2	23	185/10.3		

Copeland,Brooke

	Total				3-Point		Rebounds										
Year	GP-GS	Min/Avg	FG-FGA	Pct	FG-FGA	Pct	FT-FTA	Pct	Off-Def	Tot	Avg	PF-FO	Ast	TO	Blk	Stl	Pts/Avg
2014-15	30-15	607/20.2	47-144	.326	28-100	.280	27-39	.692	35-59	94	3.1	61-1	36	45	21	18	149/5.0
2015-16	16-0	105/6.6	8-27	.296	6-22	.273	5-6	.833	7-16	23	1.4	12-0	8	9	7	5	27/1.7
TOTAL	46-15	712/15.5	55-171	.322	34-122	.279	32-45	.711	42-75	117	2.5	73-1	44	54	28	23	176/3.8

Dimaite,Viktorija

			Total		3-Point		Rebounds													
Year	GP-GS	Min/Avg	FG-FGA	Pct	FG-FGA	Pct	FT-FTA	Pct	Off-Def	Tot	Avg	PF-FO	Ast	TO	Blk	Stl	Pts/Avg			
2014-15	24-0	116/4.8	6-21	.286	0-6	.000	0-2	.000	10-14	24	1.0	23-0	8	15	7	3	12/0.5			
2015-16	10-0	64/6.4	9-17	.529	1-4	.250	10-14	.714	8-7	15	1.5	6-0	0	6	6	0	29/2.9			
TOTAL	34-0	180/5.3	15-38	.395	1-10	.100	10-16	.625	18-21	39	1.1	29-0	8	21	13	3	41/1.2			

Fleming,Tyshara

Year	GP-GS	Min/Avg	Total		3-Point		Rebounds								PF-FO	Ast	TO	Blk	Stl	Pts/Avg
			FG-FGA	Pct	FG-FGA	Pct	FT-FTA	Pct	Off-Def	Tot	Avg									
2015-16	18-1	245/13.6	46-82	.561	0-0	.000	20-47	.426	33-56	89	4.9	48-2	7	18	34	20	112/6.2			
TOTAL	18-1	245/13.6	46-82	.561	0-0	.000	20-47	.426	33-56	89	4.9	48-2	7	18	34	20	112/6.2			

Lorenzen,Haley

	Total				3-Point		Rebounds										
Year	GP-GS	Min/Avg	FG-FGA	Pct	FG-FGA	Pct	FT-FTA	Pct	Off-Def	Tot	Avg	PF-FO	Ast	TO	Blk	Stl	Pts/Avg
2014-15	29-21	625/21.6	88-182	.484	0-0	.000	30-49	.612	54-63	117	4.0	58-0	18	36	30	21	206/7.1
2015-16	18-17	401/22.3	71-141	.504	0-0	.000	34-55	.618	53-57	110	6.1	44-2	10	21	16	13	176/9.8
TOTAL	47-38	1026/21.8	159-323	.492	0-0	.000	64-104	.615	107-120	227	4.8	102-2	28	57	46	34	382/8.1

Miller,January

			Total		3-Point		Rebounds										
Year	GP-GS	Min/Avg	FG-FGA	Pct	FG-FGA	Pct	FT-FTA	Pct	Off-Def	Tot	Avg	PF-FO	Ast	TO	Blk	Stl	Pts/Avg
2012-13	37-3	597/16.1	81-202	.401	28-72	.389	30-49	.612	40-40	80	2.2	82-0	27	42	5	28	220/5.9
2013-14	33-19	685/20.8	105-273	.385	26-76	.342	66-98	.673	54-47	101	3.1	86-3	30	59	2	39	302/9.2
2014-15	30-15	631/21.0	75-227	.330	15-51	.294	55-76	.724	43-52	95	3.2	96-3	41	65	2	46	220/7.3
2015-16	18-6	236/13.1	36-100	.360	9-22	.409	38-61	.623	15-22	37	2.1	52-2	17	32	1	24	119/6.6
TOTAL	118-43	2149/18.2	297-802	.370	78-221	.353	189-284	.665	152-161	313	2.7	316-8	115	198	10	137	861/7.3

- Individual Career History (continued)

Needles,Carlie

			Total		3-Point			Rebounds										
Year	GP-GS	Min/Avg	FG-FGA	Pct	FG-FGA	Pct	FT-FTA	Pct	Off-Def	Tot	Avg	PF-FO	Ast	TO	Blk	Stl	Pts/Avg	
2012-13	37-15	966/26.1	77-216	.356	63-185	.341	26-35	.743	16-44	60	1.6	51-0	64	60	2	29	243/6.6	
2013-14	33-18	842/25.5	63-174	.362	50-143	.350	33-44	.750	17-46	63	1.9	67-1	39	33	1	40	209/6.3	
2014-15	28-28	894/31.9	59-177	.333	45-138	.326	42-50	.840	30-99	129	4.6	65-2	54	70	0	46	205/7.3	
2015-16	18-17	411/22.8	45-121	.372	29-90	.322	11-18	.611	13-24	37	2.1	19-0	29	26	0	25	130/7.2	
TOTAL	116-78	3113/26.8	244-688	.355	187-556	.336	112-147	.762	76-213	289	2.5	202-3	186	189	3	140	787/6.8	

Peoples,Cassie

Year	GP-GS	Min/Avg	Total		3-Point		FT-FTA	Pct	Rebounds			Avg	PF-FO	Ast	TO	Blk	Stl	Pts/Avg
			FG-FGA	Pct	FG-FGA	Pct			Off-Def	Tot								
2013-14	33-25	968/29.3	112-303	.370	30-102	.294	86-110	.782	8-81	89	2.7	45-0	121	98	4	53	340/10.3	
2014-15	30-24	925/30.8	89-276	.322	30-97	.309	71-81	.877	15-58	73	2.4	52-0	126	117	4	59	279/9.3	
2015-16	17-2	306/18.0	61-137	.445	17-48	.354	35-41	.854	13-22	35	2.1	15-0	36	48	3	19	174/10.2	
TOTAL	80-51	2199/27.5	262-716	.366	77-247	.312	192-232	.828	36-161	197	2.5	112-0	283	263	11	131	793/9.9	
All*	86-51	2299/26.7	268-738	.363	79-262	.302	194-236	.822	38-168	206	2.4	117-0	292	274	12	134	809/9.4	

* Statistics from prior team/school

Westbrook,Simone

			Total		3-Point			Rebounds										
Year	GP-GS	Min/Avg	FG-FGA	Pct	FG-FGA	Pct	FT-FTA	Pct	Off-Def	Tot	Avg	PF-FO	Ast	TO	Blk	Stl	Pts/Avg	
2015-16	18-1	344/19.1	46-124	.371	10-46	.217	36-48	.750	11-47	58	3.2	36-1	48	46	2	47	138/7.7	
TOTAL	18-1	344/19.1	46-124	.371	10-46	.217	36-48	.750	11-47	58	3.2	36-1	48	46	2	47	138/7.7	

Williams,Ronni

Year	GP-GS	Min/Avg	Total		3-Point		Rebounds										
			FG-FGA	Pct	FG-FGA	Pct	FT-FTA	Pct	Off-Def	Tot	Avg	PF-FO	Ast	TO	Blk	Stl	Pts/Avg
2013-14	33-17	640/19.4	114-230	.496	1-4	.250	37-67	.552	56-126	182	5.5	136-16	35	88	43	27	266/8.1
2014-15	29-9	645/22.2	117-276	.424	0-2	.000	64-96	.667	56-103	159	5.5	90-2	25	90	21	32	298/10.3
2015-16	17-16	369/21.7	73-137	.533	1-4	.250	32-46	.696	43-88	131	7.7	64-5	10	53	14	23	179/10.5
TOTAL	79-42	1654/20.9	304-643	.473	2-10	.200	133-209	.636	155-317	472	6.0	290-23	70	231	78	82	743/9.4

Young, Isis

			Total		3-Point				Rebounds									
Year	GP-GS	Min/Avg	FG-FGA	Pct	FG-FGA	Pct	FT-FTA	Pct	Off-Def	Tot	Avg	PF-FO	Ast	TO	Blk	Stl	Pts/Avg	
2015-16	10-0	81/8.1	7-26	.269	3-11	.273	2-4	.500	1-4	5	0.5	8-0	9	16	0	2	19/1.9	
TOTAL	10-0	81/8.1	7-26	.269	3-11	.273	2-4	.500	1-4	5	0.5	8-0	9	16	0	2	19/1.9	

2015-16 Univ. of Florida
Florida Team High/Low Analysis (as of Jan 17, 2016)
All games

Florida - TEAM GAME HIGHS

POINTS	122	SAINT FRANCIS (12/20/15)
	99	SAVANNAH STATE (11/24/15)
	93	vs UCF (12/30/15)
	91	at Wisconsin (12/10/15)
	91	at Temple (11/13/15)
FIELD GOALS MADE	46	SAINT FRANCIS (12/20/15)
	37	SAVANNAH STATE (11/24/15)
FIELD GOAL ATTEMPTS	86	SAINT FRANCIS (12/20/15)
	81	vs UCF (12/30/15)
FIELD GOAL PERCENTAGE	.535 (46-86)	SAINT FRANCIS (12/20/15)
	.522 (35-67)	at Temple (11/13/15)
3 PT FIELD GOALS MADE	9	at #12/11 Tennessee (01/07/16)
	9	vs UCF (12/30/15)
	9	at Temple (11/13/15)
3 PT FG ATTEMPTS	26	vs Ball State (11/27/15)
	25	SAVANNAH STATE (11/24/15)
3 PT FG PERCENTAGE	.500 (9-18)	at #12/11 Tennessee (01/07/16)
	.444 (8-18)	at Wisconsin (12/10/15)
FREE THROWS MADE	24	SAINT FRANCIS (12/20/15)
	23	at Ole Miss (01/10/16)
	23	vs Ball State (11/27/15)
FREE THROW ATTEMPTS	33	SAINT FRANCIS (12/20/15)
	29	SAVANNAH STATE (11/24/15)
FREE THROW PERCENTAGE	.885 (23-26)	vs Ball State (11/27/15)
	.826 (19-23)	ARKANSAS STATE (12/07/15)
REBOUNDS	62	at Ole Miss (01/10/16)
	58	at South Alabama (12/01/15)
ASSISTS	25	SAINT FRANCIS (12/20/15)
	23	SAVANNAH STATE (11/24/15)
STEALS	22	SAVANNAH STATE (11/24/15)
	21	SAINT FRANCIS (12/20/15)
BLOCKED SHOTS	11	at Temple (11/13/15)
	9	SAVANNAH STATE (11/24/15)
TURNOVERS	32	#8 MISSISSIPPI STATE (01/03/16)
	28	at Ole Miss (01/10/16)
FOULS	29	at Colorado (11/28/15)
	29	at Temple (11/13/15)

2015-16 Univ. of Florida
Florida High/Low Analysis (as of Jan 17, 2016)
All games

Opponent - GAME HIGHS

POINTS	97	at Temple (11/13/15)
	79	vs UCF (12/30/15)
	79	vs Ball State (11/27/15)
	76	#8 MISSISSIPPI STATE (01/03/16)
	75	at Wisconsin (12/10/15)
FIELD GOALS MADE	32	vs UCF (12/30/15)
	30	ARKANSAS STATE (12/07/15)
	30	vs Ball State (11/27/15)
	30	at Temple (11/13/15)
FIELD GOAL ATTEMPTS	82	at #12/11 Tennessee (01/07/16)
	81	SAINT FRANCIS (12/20/15)
FIELD GOAL PERCENTAGE	.484 (30-62)	at Temple (11/13/15)
	.469 (30-64)	vs Ball State (11/27/15)
3 PT FIELD GOALS MADE	10	SAINT FRANCIS (12/20/15)
	9	at Ole Miss (01/10/16)
	9	at Temple (11/13/15)
3 PT FG ATTEMPTS	38	SAINT FRANCIS (12/20/15)
	28	NC STATE (12/21/15)
3 PT FG PERCENTAGE	.450 (9-20)	at Temple (11/13/15)
	.391 (9-23)	at Ole Miss (01/10/16)
FREE THROWS MADE	28	at Temple (11/13/15)
	23	NC STATE (12/21/15)
FREE THROW ATTEMPTS	35	at Temple (11/13/15)
	29	NC STATE (12/21/15)
FREE THROW PERCENTAGE	.875 (21-24)	at Colorado (11/28/15)
	.824 (14-17)	at #12/11 Tennessee (01/07/16)
REBOUNDS	54	at #12/11 Tennessee (01/07/16)
	48	SAINT FRANCIS (12/20/15)
	48	#6/7 FLORIDA STATE (11/16/15)
ASSISTS	19	vs Ball State (11/27/15)
	17	NC STATE (12/21/15)
STEALS	15	#8 MISSISSIPPI STATE (01/03/16)
	15	#6/7 FLORIDA STATE (11/16/15)
BLOCKED SHOTS	10	at South Alabama (12/01/15)
	7	at #12/11 Tennessee (01/07/16)
TURNOVERS	40	SAINT FRANCIS (12/20/15)
	39	SAVANNAH STATE (11/24/15)
FOULS	31	SAVANNAH STATE (11/24/15)
	26	SAINT FRANCIS (12/20/15)

2015-16 Univ. of Florida
Florida High/Low Analysis (as of Jan 17, 2016)
All games

Florida - GAME LOWS

POINTS	53	LSU (01/17/16)
	61	GEORGIA (01/14/16)
	70	#8 MISSISSIPPI STATE (01/03/16)
	72	at South Alabama (12/01/15)
	74	at #12/11 Tennessee (01/07/16)
FIELD GOALS MADE	19	LSU (01/17/16)
	22	#8 MISSISSIPPI STATE (01/03/16)
FIELD GOAL ATTEMPTS	38	LSU (01/17/16)
	57	ROBERT MORRIS (12/13/15)
FIELD GOAL PERCENTAGE	.324 (22-68)	#8 MISSISSIPPI STATE (01/03/16)
	.338 (23-68)	GEORGIA (01/14/16)
3 PT FIELD GOALS MADE	1	KENNESAW STATE (11/21/15)
	1	ARKANSAS STATE (12/07/15)
3 PT FG ATTEMPTS	10	LSU (01/17/16)
	11	KENNESAW STATE (11/21/15)
3 PT FG PERCENTAGE	.077 (1-13)	ARKANSAS STATE (12/07/15)
	.091 (1-11)	KENNESAW STATE (11/21/15)
FREE THROWS MADE	5	at #12/11 Tennessee (01/07/16)
	8	at South Alabama (12/01/15)
FREE THROW ATTEMPTS	10	at #12/11 Tennessee (01/07/16)
	16	at South Alabama (12/01/15)
FREE THROW PERCENTAGE	.423 (11-26)	LSU (01/17/16)
	.455 (10-22)	GEORGIA (01/14/16)
REBOUNDS	32	LSU (01/17/16)
	33	at Temple (11/13/15)
ASSISTS	8	at South Alabama (12/01/15)
	9	KENNESAW STATE (11/21/15)
STEALS	7	ARKANSAS STATE (12/07/15)
	8	at South Alabama (12/01/15)
BLOCKED SHOTS	2	NC STATE (12/21/15)
	3	KENNESAW STATE (11/21/15)
	3	GEORGIA (01/14/16)
TURNOVERS	11	SAVANNAH STATE (11/24/15)
	15	at Wisconsin (12/10/15)
FOULS	12	SAVANNAH STATE (11/24/15)
	15	SAINT FRANCIS (12/20/15)
	15	LSU (01/17/16)

2015-16 Univ. of Florida
Florida High/Low Analysis (as of Jan 17, 2016)
All games

Opponent - GAME LOWS

POINTS	34		SAVANNAH STATE (11/24/15)
	45		LSU (01/17/16)
	52		ROBERT MORRIS (12/13/15)
	57		KENNESAW STATE (11/21/15)
	60		at South Alabama (12/01/15)
FIELD GOALS MADE	14		SAVANNAH STATE (11/24/15)
	17		ROBERT MORRIS (12/13/15)
FIELD GOAL ATTEMPTS	47		ROBERT MORRIS (12/13/15)
	49		SAVANNAH STATE (11/24/15)
FIELD GOAL PERCENTAGE	.284	(23-81)	SAINT FRANCIS (12/20/15)
	.286	(14-49)	SAVANNAH STATE (11/24/15)
3 PT FIELD GOALS MADE	0		LSU (01/17/16)
	1		SAVANNAH STATE (11/24/15)
3 PT FG ATTEMPTS	6		LSU (01/17/16)
	8		SAVANNAH STATE (11/24/15)
3 PT FG PERCENTAGE	.000	(0-6)	LSU (01/17/16)
	.125	(1-8)	SAVANNAH STATE (11/24/15)
FREE THROWS MADE	5		SAVANNAH STATE (11/24/15)
	5		ARKANSAS STATE (12/07/15)
	5		LSU (01/17/16)
FREE THROW ATTEMPTS	9		ARKANSAS STATE (12/07/15)
	10		LSU (01/17/16)
FREE THROW PERCENTAGE	.333	(5-15)	SAVANNAH STATE (11/24/15)
	.400	(10-25)	at Ole Miss (01/10/16)
REBOUNDS	25		ROBERT MORRIS (12/13/15)
	32		KENNESAW STATE (11/21/15)
ASSISTS	3		SAVANNAH STATE (11/24/15)
	7		#8 MISSISSIPPI STATE (01/03/16)
STEALS	5		KENNESAW STATE (11/21/15)
	6		at Temple (11/13/15)
BLOCKED SHOTS	1		ROBERT MORRIS (12/13/15)
	1		LSU (01/17/16)
TURNOVERS	14		ARKANSAS STATE (12/07/15)
	17		at South Alabama (12/01/15)
FOULS	16		at South Alabama (12/01/15)
	16		at #12/11 Tennessee (01/07/16)

2015-16 Univ. of Florida
Florida Player High/Low Analysis (as of Jan 17, 2016)
All games

Florida - INDIVIDUAL GAME HIGHS

Points	21	Christinaki,Eleanna at Wisconsin (12/10/15)
	21	Williams,Ronni vs #6/7 Florida State (11/16/15)
	20	Fleming,Tyshara vs Saint Francis (12/20/15)
	20	Peoples,Cassie at Wisconsin (12/10/15)
	20	Lorenzen,Haley vs Ball State (11/27/15)
Field Goals Made	9	Lorenzen,Haley vs Ball State (11/27/15)
	9	Williams,Ronni vs #6/7 Florida State (11/16/15)
Field Goal Att.	16	Peoples,Cassie vs Georgia (01/14/16)
	16	Christinaki,Eleanna at #12/11 Tennessee (01/07/16)
	16	Williams,Ronni vs #6/7 Florida State (11/16/15)
FG Pct (min 5 made)	.875 (7-8)	Lorenzen,Haley vs Arkansas State (12/07/15)
	.833 (5-6)	Miller,January vs UCF (12/30/15)
	.833 (5-6)	Christinaki,Eleanna vs Robert Morris (12/13/15)
3-Point FG Made	5	Needles, Carlie at #12/11 Tennessee (01/07/16)
	4	Needles,Carlie at South Alabama (12/01/15)
	4	Needles,Carlie vs Ball State (11/27/15)
3-Point FG Att.	12	Needles,Carlie vs Ball State (11/27/15)
	11	Needles,Carlie at South Alabama (12/01/15)
3-Pt FG Pct (min 2 made)	.750 (3-4)	Miller,January vs UCF (12/30/15)
	.750 (3-4)	Miller,January at Wisconsin (12/10/15)
Free Throws Made	8	Peoples,Cassie at Colorado (11/28/15)
	7	Peoples,Cassie vs NC State (12/21/15)
	7	Christinaki,Eleanna vs Arkansas State (12/07/15)
Free Throw Att.	11	Peoples,Cassie at Colorado (11/28/15)
	9	Fleming,Tyshara vs Kennesaw State (11/21/15)
FT Pct (min 3 made)	1.000 (5-5)	Christinaki,Eleanna vs NC State (12/21/15)
	1.000 (5-5)	Peoples,Cassie at Wisconsin (12/10/15)
	1.000 (4-4)	Peoples,Cassie at Ole Miss (01/10/16)
	1.000 (4-4)	Fleming,Tyshara at Ole Miss (01/10/16)
	1.000 (4-4)	Lorenzen,Haley vs #8 Mississippi State (01/03/16)
	1.000 (4-4)	Westbrook,Simone vs NC State (12/21/15)
	1.000 (4-4)	Copeland,Brooke vs Saint Francis (12/20/15)
	1.000 (4-4)	Dimaite,Viktorija vs Saint Francis (12/20/15)
	1.000 (4-4)	Miller,January vs Robert Morris (12/13/15)
	1.000 (4-4)	Williams,Ronni vs Arkansas State (12/07/15)
	1.000 (4-4)	Anderson,Dyandria vs Ball State (11/27/15)
	1.000 (4-4)	Williams,Ronni vs Ball State (11/27/15)
	1.000 (4-4)	Westbrook,Simone vs Ball State (11/27/15)
	1.000 (3-3)	Williams,Ronni at Ole Miss (01/10/16)
	1.000 (3-3)	Christinaki,Eleanna vs UCF (12/30/15)
	1.000 (3-3)	Batchelor,Carla vs Savannah State (11/24/15)
	1.000 (3-3)	Williams,Ronni vs #6/7 Florida State (11/16/15)
Rebounds	12	Williams,Ronni at Ole Miss (01/10/16)
	12	Williams,Ronni vs #8 Mississippi State (01/03/16)
	12	Williams,Ronni at South Alabama (12/01/15)
Assists	10	Christinaki,Eleanna at Ole Miss (01/10/16)
	10	Anderson,Dyandria vs Ball State (11/27/15)
Steals	6	Westbrook,Simone vs UCF (12/30/15)
	6	Westbrook,Simone vs Saint Francis (12/20/15)
	6	Westbrook,Simone at Wisconsin (12/10/15)
	6	Westbrook,Simone vs Savannah State (11/24/15)
Blocked Shots	5	Fleming,Tyshara at Temple (11/13/15)
	4	Fleming,Tyshara vs #8 Mississippi State (01/03/16)

Turnovers	7	Peoples,Cassie vs #8 Mississippi State (01/03/16)
	7	Westbrook,Simone vs NC State (12/21/15)
Fouls	5	Williams,Ronni vs Georgia (01/14/16)
	5	Christinaki,Eleanna vs Georgia (01/14/16)
	5	Fleming,Tyshara at #12/11 Tennessee (01/07/16)
	5	Westbrook,Simone vs #8 Mississippi State (01/03/16)
	5	Lorenzen,Haley vs NC State (12/21/15)
	5	Miller,January vs Saint Francis (12/20/15)
	5	Williams,Ronni at Wisconsin (12/10/15)
	5	Williams,Ronni at South Alabama (12/01/15)
	5	Williams,Ronni at Colorado (11/28/15)
	5	Fleming,Tyshara vs #6/7 Florida State (11/16/15)
	5	Lorenzen,Haley vs #6/7 Florida State (11/16/15)
	5	Miller,January at Temple (11/13/15)
	5	Williams,Ronni at Temple (11/13/15)
Minutes	36	Needles,Carlie at South Alabama (12/01/15)
	35	Anderson,Dyandria at South Alabama (12/01/15)
	34	Lorenzen,Haley vs Arkansas State (12/07/15)
	32	Anderson,Dyandria vs Arkansas State (12/07/15)
	32	Needles,Carlie at Colorado (11/28/15)
	32	Needles,Carlie vs Ball State (11/27/15)
	32	Peoples,Cassie at Temple (11/13/15)

2015-16 Univ. of Florida
Florida Opponent High/Low Analysis (as of Jan 17, 2016)
All games

OPPONENT INDIVIDUAL GAME HIGHS

Points	32	FITZGERALD, Feyonda at Temple (11/13/15)
	28	Lewis, Zykira vs UCF (12/30/15)
	23	Tiaria Griffin vs Georgia (01/14/16)
	23	Jessica Kovatch vs Saint Francis (12/20/15)
	21	Morgan William vs #8 Mississippi State (01/03/16)
	21	Brown-Haywood, Khadi vs Arkansas State (12/07/15)
Field Goals Made	11	FITZGERALD, Feyonda at Temple (11/13/15)
	10	Lewis, Zykira vs UCF (12/30/15)
Field Goal Att.	22	Lewis, Zykira vs UCF (12/30/15)
	21	DeShields, Diamond at #12/11 Tennessee (01/07/16)
FG Pct (min 5 made)	.833 (5-6)	Bennett, Renee vs Ball State (11/27/15)
	.800 (8-10)	Massey, Joslyn vs UCF (12/30/15)
3-Point FG Made	5	Lewis, Zykira vs UCF (12/30/15)
	5	Jessica Kovatch vs Saint Francis (12/20/15)
3-Point FG Att.	13	Lewis, Zykira vs UCF (12/30/15)
	13	Jessica Kovatch vs Saint Francis (12/20/15)
3-Pt FG Pct (min 2 made)	1.000 (4-4)	BUTTS, Alliya at Temple (11/13/15)
	1.000 (2-2)	YOUNG, Clara vs Kennesaw State (11/21/15)
	1.000 (2-2)	WALKER, Iceis vs Kennesaw State (11/21/15)
Free Throws Made	8	Tiaria Griffin vs Georgia (01/14/16)
	8	FITZGERALD, Feyonda at Temple (11/13/15)
Free Throw Att.	11	Alston, Alissa at Ole Miss (01/10/16)
	10	Tiaria Griffin vs Georgia (01/14/16)
	10	Victoria Vivians vs #8 Mississippi State (01/03/16)
FT Pct (min 3 made)	1.000 (8-8)	FITZGERALD, Feyonda at Temple (11/13/15)
	1.000 (7-7)	COVILE, Erica at Temple (11/13/15)
	1.000 (6-6)	Jennifer Mathurin vs NC State (12/21/15)
	1.000 (6-6)	Swan, Jamee at Colorado (11/28/15)
	1.000 (4-4)	DeShields, Diamond at #12/11 Tennessee (01/07/16)
	1.000 (4-4)	Ashley Williams vs NC State (12/21/15)
	1.000 (4-4)	Jessica Kovatch vs Saint Francis (12/20/15)
	1.000 (4-4)	Leonard, Kennedy at Colorado (11/28/15)
	1.000 (4-4)	Morrison, Jill vs Ball State (11/27/15)
	1.000 (4-4)	FRYE, Karly vs Kennesaw State (11/21/15)
	1.000 (4-4)	Leticia Romero vs #6/7 Florida State (11/16/15)
	1.000 (3-3)	Graves, Bashaara at #12/11 Tennessee (01/07/16)
Rebounds	19	Graves, Bashaara at #12/11 Tennessee (01/07/16)
	14	Adut Bulgak vs #6/7 Florida State (11/16/15)
Assists	8	Grande, Carmen vs Ball State (11/27/15)
	6	Gill, Brittney vs Arkansas State (12/07/15)
Steals	5	Brittany Brown vs #6/7 Florida State (11/16/15)
	4	Sisk, Erika at Ole Miss (01/10/16)
	4	Muhammad, Madinah at Ole Miss (01/10/16)
	4	Morgan William vs #8 Mississippi State (01/03/16)
	4	Victoria Vivians vs #8 Mississippi State (01/03/16)
	4	Brown-Haywood, Khadi vs Arkansas State (12/07/15)
	4	Daniels, Marquita at South Alabama (12/01/15)
Blocked Shots	4	DAVIS, Tiyonda vs Savannah State (11/24/15)
	3	Russell, Mercedes at #12/11 Tennessee (01/07/16)
	3	Carlee Schuhmacher vs NC State (12/21/15)
	3	Guillory, LaNeetra at South Alabama (12/01/15)
Turnovers	10	Miah Spencer vs NC State (12/21/15)
	9	Katie Reese vs Saint Francis (12/20/15)

Fouls	5	HYDER, Alexis vs LSU (01/17/16)
	5	Merritt Hempe vs Georgia (01/14/16)
	5	Pachis Roberts vs Georgia (01/14/16)
	5	Sessom,Shandricka at Ole Miss (01/10/16)
	5	Muhate Pena,C at Ole Miss (01/10/16)
	5	Breanna Richardson vs #8 Mississippi State (01/03/16)
	5	Cydney Smith vs Saint Francis (12/20/15)
	5	SMITH, Megan vs Robert Morris (12/13/15)
	5	McMorris, Cayla at Wisconsin (12/10/15)
	5	Lawson, Amanda vs Arkansas State (12/07/15)
	5	Monaco, Moriah vs Ball State (11/27/15)
	5	DAVIS,Tiyonda vs Savannah State (11/24/15)
	5	SHAW,Taylor-Ashley vs Savannah State (11/24/15)
	5	EDWARDS,Jeremica vs Savannah State (11/24/15)
	5	JOHNSON, Allison vs Kennesaw State (11/21/15)
	5	MARTIN, Safiya at Temple (11/13/15)

2015-16 Florida Gator Basketball ... by the numbers

Overall Record: 15-3 (Home: 8-2 Away: 5-1 Neutral: 2-0) * Southeastern Conference: 3-2 (Home: 1-2 * Away: 2-0)**

Largest Margin of Victory: 65 points (99-34 vs Savannah St., 11/24/15)

[under Butler: 65 points (99-34 vs Savannah St., 11/24/15);
57 pts (95-38 vs. Alabama St., 12/20/10)]

Largest Margin of Defeat: 10 pts (71-61 vs. Georgia, 1/14/16)

[under Butler: 43 points (83-40 vs. Tennessee, 1/13/11)]

Smallest Margin of Victory: 4 points (76-72 vs. Arkansas St., 12/7/15)

[under Butler: 2 points-5 times (67-65 OT vs Georgetown 12/28/13; 67-65
at Charlotte, 3/27/13; 66-64 vs NC State, 1/23/12; 65-63 vs. S. Carolina, 1/9/11; 77-75
at UAB, 12/3/08)]

Smallest Margin of Defeat: 6 pts (2x: 76-70 v. MissSt, 1/3/16; 97-91 at Temple, 11/13/15)

[under Butler: 1 point (4 times: 76-75 OT vs. Vanderbilt, 2/19/15; 73-72, 2ot at
Arkansas, 1/28/12; 59-58 vs. Kentucky, 1/20/11; 74-73 at DePaul, 11/18/10)]

Average Margin of Victory: 20.2 points (303 total points in 15 games)

[under Butler: 14.5 (2,429 total points in 168 games)]

Average Margin of Defeat: 7.3 points (22 total points in 3 games)

[under Butler: 11.5 (1,326 total points in 115 games)]

Largest Lead in a game: 66 pts (2:03/4th Quarter vs Savannah St, 11/21/15)

[under Butler: 66 pts (2:03/4th Quarter vs Savannah St, 11/21/15)
entering season was 57 points (twice)]

Largest Deficit in a game: 21 pts (3:28/3Q vs. Georgia, 1/14/16)

[under Butler: 45 points (1:40/2nd half vs. Tennessee 1/13/11)]

Largest Deficit and won: 15 pts (8:57/2nd Q vs. Florida State, 11/16/15)

[under Butler: 17 points (halftime at Ole Miss, 3/2/08)]

Largest Lead and lost: 9 pts (7:58/2nd Quarter at Temple, 11/13/15)

[under Butler: 17 pts (18:58/2nd half at Charlotte, 3/24/11)]

UF when leading at half: 8-0 (129-22)

UF when trailing at half: 4-3 (26-89)

UF when tied at half: 3-0 (13-4)

SCORING

UF when scoring in 30's: 0-0 (0-3)

UF when scoring in 40's: 0-0 (0-14)

UF when scoring in 50's: 1-0 (13-40)

UF when scoring in 60's: 0-1 (37-34)

UF when scoring in 70's: 5-1 (58-19)

UF when scoring in 80's: 5-0 (43-2)

UF when scoring in 90's: 3-1 (13-2)

UF when scoring in 100's: 1-0 (3-0)

UF when outscoring opponent: 15-0 (168-0)

UF when opponent scores in 30's: 1-0 (7-0)

UF when opponent scores in 40's: 1-0 (17-1)

UF when opponent scores in 50's: 2-0 (58-10)

UF when opponent scores in 60's: 5-0 (50-38)

UF when opponent scores in 70's: 6-2 (31-35)

UF when opponent scores in 80's: 0-0 (4-25)

UF when opponent scores in 90's: 0-1 (0-5)

UF when opponent scores in 100's: 0-0 (0-1)

**First record is
during 2015-16
season (second
is UF's all-time re-
cord under Coach
Amanda Butler)**

SHOOTING PERCENTAGE

UF when shooting at least 40%: 13-1 (132-41)

UF when shooting less than 40%: 2-2 (37-74)

UF when opponent shoots at least 40%: 4-3 (53-95)

UF when opponent shoots less than 40%: 11-0 (113-20)

INDIVIDUAL SCORING

UF when Florida player scores 20 points or more: 4-0 (52-27)

UF when no Florida player scores at least 20 points: 11-3 (116-86)

UF when opposing player scores 20 points or more: 4-3 (52-61)

UF when no opposing player scores at least 20 points: 11-0 (116-54)

UF when 0 Gators score in double-figures: 0-0 (0-7)

UF when 1 Gator scores in double-figures: 1-0 (9-18)

UF when 2 Gators score in double-figures: 3-2 (29-32)

UF when 3 Gators score in double-figures: 3-1 (61-43)

UF when 4 Gators score in double-figures: 5-0 (50-14)

UF when 5 Gators score in double-figures: 3-0 (16-1)

UF when 6 Gators score in double-figures: 0-0 (1-0)

UF when 7 Gators score in double-figures: 0-0 (2-0)

3-POINT SHOOTING

UF when making 5 or more three-point shots: 9-3 (115-64)

UF when making less than 5 three-point shots: 6-0 (53-51)

UF when opponent makes 5 or more three-point shots: 10-1 (88-76)

UF when opponent makes less than 5 three-point shots: 5-2 (80-39)

FREE THROWS

UF when attempting 20 or more free throws: 12-3 (92-33)

UF when attempting less than 20 free throws: 3-0 (76-82)

UF when opponent attempts 20 free throws or more: 7-3 (51-71)

UF when opponent attempts less than 20 free throws: 8-0 (117-44)

UF when attempting more free throws than opponent: 10-1 (108-32)

UF when opponent attempts more free throws than UF: 5-2 (53-80)

UF when attempting same number of free throws: 0-0 (7-3)

FREE THROW PERCENTAGE

UF when FT% is higher than 68%: 8-1 (95-60)

UF when FT% is 68% or lower: 7-2 (73-56)

UF when opponent FT% is higher than 68%: 6-2 (76-67)

UF when opponent FT% is 68% or lower: 9-1 (102-48)

TEAM REBOUNDING

UF when outrebounding opponent: 10-1 (119-42)

UF when outrebounded by opponent: 4-2 (45-70)

UF when rebounds are equal: 1-0 (4-3)

ASSISTS

UF when Florida has 15 or more assists: 9-1 (91-20)

UF when Florida has less than 15 assists: 6-2 (77-95)

UF when opponent has 15 or more assists: 3-1 (19-59)

UF when opponent has less than 15 assists: 12-2 (149-56)

TURNOVERS

UF when committing 17 turnovers or less: 4-0 (89-48)

UF when committing more than 17 turnovers: 10-3 (79-67)

UF when forcing less than 17 opponent turnovers: 1-0 (42-51)

UF when forcing at least 17 opponent turnovers: 14-3 (126-64)

ATTENDANCE

UF when home attendance is 2,000 or higher: 1-0 (17-13)

UF when home attendance is less than 2,000: 7-2 (85-27)

UF when road attendance is 2,000 or higher: 3-0 (20-46)

UF when road attendance is less than 2,000: 2-1 (27-16)

UF when neutral site attendance is 2,000 or higher: 1-0 (9-8)

UF when neutral site attendance is less than 2,000: 1-0 (11-5)

SCHEDULING

UF on Sunday: 4-1 (55-40) on Thursday: 2-1 (33-40)

on Monday: 3-0 (18-4) on Friday: 1-1 (19-17)

on Tuesday: 2-0 (17-7) on Saturday: 2-0 (17-2)

on Wednesday: 1-0 (10-4)

UNIFORM COLORS

When wearing.... [all-time under Butler]

White: 10-2 overall (8-2 home; 0-0 away; 2-0 neutral)

[102-41 overall (90-35 home; 0-1 away; 12-5 neutral)]

Blue: 3-1 overall (0-0 home; 3-1 away; 0-0 neutral)

[27-38 overall (0-0 home; 25-37 away; 2-1 neutral)]

Black: 2-0 overall (0-0 home; 2-0 away; 0-0 neutral)

[21-23 overall (2-0 home; 15-19 away; 4-4 neutral)]

Orange: 0-0 overall (0-0 home; 0-0 away; 0-0 neutral)

[5-1 overall (4-0 home; 1-0 away; 0-1 neutral)]

Pink: 0-0 overall (0-0 home; 0-0 away; 0-0 neutral)

[4-2 overall (3-1 home; 1-1 away; 0-0 neutral)]

BENCH WORK

UF when UF bench outscores opponent bench: 13-3 (126-60)

UF when Opponent bench outscores UF bench: 2-0 (37-48)

Bench Scoring is equal: 0-0 (5-7)

UF when UF bench outrebounds opponent bench: 13-1 (104-57)

UF when Opponent bench outrebounds UF bench: 2-1 (46-49)

Bench Rebounds are equal: 0-1 (8-9)

2015-16 Florida Gators Season & Career Highs

(players listed, alphabetically)

#11 Dyandria Anderson

2015-16 Season	Career Highs
Pts 13 at South Alabama, 12/1/15	same
Rbs 10 at South Alabama, 12/1/15	same
Ast 10 vs. Ball State, 11/27/15	same
Stl 4-2x last vs Robt Morris 12/13/15	same
Blk 1-6x last vs. UCF 12/30/15	1-9x last vs. UCF 12/30/15
Min 35 at South Alabama, 12/1/15	same
FG 5-3x last at Ole Miss, 1/10/16	same
FGA 12 at South Alabama, 12/1/15	same
3FG 2 vs Robt Morris 12/13/15	same
3FGA 3-3x last vs Robt Morris 12/13/15	same
FT 4 vs. Ball State, 11/27/15	5 vs. Char.So. 11/25/14
FTA 4 vs. Ball State, 11/27/15	6 vs. Char.So. 11/25/14

Dbl Fig Scoring Games - 4 in 2015-16 & Career

#32 Carla Batchelor

2015-16 Season	Career Highs
Pts 12 vs. SaintFrancis 12/20/15	same
Rbs 8 vs. SaintFrancis 12/20/15	same
Ast 2 vs. Ball State, 11/27/15	2-2x last vs. Ball State, 11/27/15
Stl 2 v. SaintFrancis 12/20/15	2-3x last v.SaintFrancis 12/20/15
Blk 2 at South Alabama, 12/1/15	same
Min 21 at Wisconsin, 12/10/15	same
FG 5 v. SaintFrancis 12/20/15	same
FGA 9 at Wisconsin, 12/10/15	same
3FG 2 at Temple, 11/13/15	same
3FGA 4 at Wisconsin, 12/10/15	same
FT 3-3x last vs. SavannahSt, 11/24	5 at Florida State 12/7/14
FTA 6 vs. Florida St., 11/16/15	6-2x last vs. Florida St., 11/16/15

Dbl Fig Scoring Games - 1 in 2015-16 & 12in Career

#21 Eleanna Christinaki

2015-16 Season & Career Highs
Pts 21 at Wisconsin, 12/10/15
Rbs 10 vs. UCF 12/30/15
Ast 10 at Ole Miss, 1/10/16
Stl 4 vs. Florida St., 11/16/15
Blk 1-2x last vs. Ball State, 11/27/15
Min 32 vs. Arkansas St, 12/7/15
FG 8 at Tennessee, 1/7/16
FGA 16 at Tennessee, 1/7/16
3FG 2 vs. LSU, 1/17/16
3FGA 5 vs. Georgia, 1/14/16
FT 6 at Wisconsin, 12/10/15
FTA 8 at Wisconsin, 12/10/15

Dbl Fig Scoring Games - 10 in 2015-16 & in Career

#23 Brooke Copeland

2015-16 Season	Career Highs
Pts 9 v. SaintFrancis 12/20/15	15 vs. Char.So. 11/25/14
Rbs 6-2x last v. SaintFrancis 12/20/15	8 vs. Georgia 3/1/15
Ast 3 at Temple, 11/13/15	4 at Kentucky 1/15/15
Stl 3 at Temple, 11/13/15	same
Blk 3 vs. SaintFrancis 12/20/15	same
Min 20 at Temple, 11/13/15	38 at Kentucky 1/15/15
FG 2 at Temple, 11/13/15	4-4x last at MissState, 2/15/15
FGA 5 at Temple, 11/13/15	9-2x last v. So.Carolina, 1/19/15
3FG 2 at Temple, 11/13/15	4 at Auburn 1/4/15
3FGA 4 at Temple, 11/13/15	8 at Auburn 1/4/15
FT 1 vs. SavannahSt, 11/24	5 vs. Char.So. 11/25/14
FTA 2 vs. SavannahSt, 11/24	6 vs. Char.So. 11/25/14

Dbl Fig Scoring Games - 0 in 2015-16 & 4 in Career

#15 Viktorija Dimaite

2015-16 Season	Career Highs
Pts 6-2x last at Colorado, 11/28/15	same
Rbs 4 at Ole Miss, 1/10/16	4-2x last at Ole Miss, 1/10/16
Ast	2 vs. Southern U. 12/21/14
Stl	1-4x last vs. Vanderbilt 2/19/15
Blk 2 vs Robt Morris 12/13/15	same
Min 13 vs Robt Morris 12/13/15	13-2x last vs Robt Morris 12/13/15
FG 3 at Colorado, 11/28/15	same
FGA 3-2x last at South Alabama, 12/1	3-4x last at So.Alabama, 12/1/15
3FG 1 vs. SavannahSt, 11/24	same
3FGA 2 at South Alabama, 12/1/15	same
FT 2-2x last at Ole Miss, 1/10/16	same
FTA 4 vs. SavannahSt, 11/24/15	same

Dbl Fig Scoring Games - 0 in 2015-16 & Career

#24 Tyshara Fleming

2015-16 Season & Career Highs
Pts 20 svs. Colorado State, 12/13/15
Rbs 9 vs. UCF 12/30/15
Ast 2 at Temple, 11/13/15
Stl 4 at Tennessee, 1/7/16
Blk 5 at Temple, 11/13/15
Min 18 at Temple, 11/13/15
FG 5 vs. SavannahSt, 11/24
FGA 8 vs. KennesawSt, 11/21
3FG
3FGA
FT 4 at Ole Miss, 1/10/16
FTA 9 vs. KennesawSt, 11/21/15

Dbl Fig Scoring Games - 3 in 2015-16 & in Career

#44 Haley Lorenzen

2015-16 Season	Career Highs
Pts 20 vs. Ball State, 11/27/15	same
Rbs 9 at Ole Miss, 1/10/16	9-2x last at Ole Miss, 1/10/16
Ast 2-2x last at Ole Miss, 1/10/16	2-5x last at Ole Miss, 1/10/16
Stl 2-2x last at Colorado, 11/28/15	3 vs. Char.So. 11/25/14
Blk 3 at Temple, 11/13/15	3-6x last at Temple, 11/13/15
Min 34 vs. Arkansas St, 12/7/15	same
FG 9 vs. Ball State, 11/27/15	same
FGA 12-2x last vs. UCF 12/30/15	13 at Texas A&M 2/22/15
3FG	0
3FGA	0
FT 5-2x last vs Robt Morris 12/13/15	same
FTA 8 vs Robt Morris 12/13/15	same

Dbl Fig Scoring Games - 5 in 2015-16 & 12 in Career

#3 January Miller

2015-16 Season	Career Highs
Pts 16 vs. SavannahSt, 11/24	22 at Troy, 12/4/13
Rbs 6 at Colorado, 11/28/15	10 vs MissState 1/2/14
Ast 3-3x last vs. NC State, 12/21/15	7 vs. St. Francis 12/17/13
Stl 4 vs. NC State, 12/21/15	5 vs. St. Francis 12/17/13
Blk 1-2x last vs. Georgia, 1/14/16	2 vs Ole Miss, 1/24/13
Min 22 vs. MissState, 1/3/16	37 vs. Georgetown 12/28/13
FG 5-3x last at Tennessee, 1/7/16	7-3x last at Troy, 12/4/13
FGA 11 vs. SavannahSt, 11/24	19 vs. St. Francis 12/17/13
3FG 3-2x last vs. UCF 12/30/15	4 vs. Florida St. 11/21/13
3FGA 4-2x last vs. UCF 12/30/15	5-6x last at Mizzou 1/11/15
FT 6 vs. Ball State, 11/27/15	7 vs. Kentucky 2/9/14
FTA 8 vs. Ball State, 11/27/15	11 vs. Kentucky 2/9/14

Dbl Fig Scoring Games - 5 in 2015-16 & 38 in UF Career

20-Point Scoring Games - 0 in 2015-16 & 2 in UF Career

Dbl Fig Rebounding Games - 0 in 2015-16 & 1 in UF Career

Double-Doubles - 0 in 2015-16 & 1 in UF Career

2015-16 Florida Gators Season & Career Highs

(players listed, alphabetically)

#4 Carlie Needles

2015-16 Season	Career Highs
Pts 17 vs. MissState, 1/3/16	27 vs. North Fla., 11/19/12
Rbs 6 at Ole Miss, 1/10/16	14 vs. Char.So. 11/25/14
Ast 4 vs. Robt Morris 12/13/15	8 vs. Alabama, 2/3/13
Stl 4-2x last at Ole Miss, 1/10/16	7 vs. Char.So. 11/25/14
Blk	1-2x last at Vanderbilt 2/27/14
Min 36 at South Alabama, 12/1/15	41 vs. Vanderbilt 2/19/15
FG 6 vs. MissState, 1/3/16	9 vs. North Fla., 11/19/12
FGA 15-2x last vs. MissState, 1/3/16	17 vs. North Fla., 11/19/12
3FG 5 at Tennessee, 1/7/16	9* vs. North Fla., 11/19/12
3FGA 12 vs. Ball State, 11/27/15	17 vs. North Fla., 11/19/12
FT 4 vs. SavannahSt, 11/24	8 vs. Arkansas 1/25/15
FTA 5 vs. SavannahSt, 11/24	8 vs. Arkansas 1/25/15

Dbl Fig Scoring Games - 5 in 2015-16 & 31 in UF Career

Dbl Fig Rebounding Games - 0 in 2015-16 & 1 in Career

*Gator Program Record

#13 Cassie Peoples

2015-16 Season	Career Highs
Pts 20 at Wisconsin, 12/10/15	24 vs. FIU, 12/21/13
Rbs 5 vs. Robt Morris 12/13/15	6 at Mizzou 1/11/15
Ast 8 at Temple, 11/13/15	8-2x last at MissState, 2/15/15
Stl 2-5x last at Tennessee, 1/7/16	6 vs. St. Francis 12/17/13
Blk 2 at Temple, 11/13/15	same
Min 32 at Temple, 11/13/15	40 vs. Vanderbilt 2/19/15
FG 7-2x last at Wisconsin, 12/10/15	10 vs. FIU, 12/21/13
FGA 16 vs. Georgia, 1/14/16	20 vs. MissState 1/2/14
3FG 3-2x last vs. Georgia, 1/14/16	5-2x last vs. Va. Tech 12/1/14
3FGA 7 vs. Georgia, 1/14/16	9 vs. Kentucky, 3/7/14
FT 8 at Colorado, 11/28/15	11 at Georgetown 11/28/14
FTA 11 at Colorado, 11/28/15	14 at Georgetown 11/28/14

Dbl Fig Scoring Games - 9 in 2015-16 & 41 in Career

20-Point Scoring Games - 1 in 2015-16 & 5 in Career

#20 Simone Westbrook

2015-16 Season & Career Highs
Pts 18 at Wisconsin, 12/10/15
Rbs 6 vs. KennesawSt, 11/21/15
Ast 8 vs. SavannahSt, 11/24
Stl 6-3x last vs. UCF 12/30/15
Blk 1 at Ole Miss, 1/10/16
Min 26-2x last vs. LSU, 1/17/16
FG 6 at Temple, 11/13/15
FGA 12 vs. Ball State, 11/27/15
3FG 3-2x last vs. Ball State, 11/27/15
3FGA 6 vs. Ball State, 11/27/15
FT 6 at Wisconsin, 12/10/15
FTA 8 at Wisconsin, 12/10/15

Dbl Fig Scoring Games - 4 in 2015-16 & in Career

Double-Doubles

Dyandria Anderson (1 in career) Ronni Williams (11 in career)

1 in 2015-16

South Alabama 13 pts-10 reb

January Miller (1 in career)

1 in 2013-14

MISSISSIPPI ST 12 pts-10 reb

6 in 2015-16

FLORIDA STATE 21 pts-10 reb

KENNESAW STATE 14 pts-10 reb

SAVANNAH STATE 16 pts-10 reb

at South Alabama 14 pts-12 reb

MISSISSIPPI STATE 11 pts-12 reb

at Ole Miss 11 pts-12 reb

2 in 2014-15

TENNESSEE 11 pts-13 reb

vs. Auburn (SEC) 16 pts-12 reb

3 in 2013-14

BETHUNE-COOK 15 pts-17 reb

FLORIDA STATE 14 pts-12 reb

at Kentucky 19 pts-10 reb

#1 Ronni Williams

2015-16 Season	Career Highs
Pts 21 vs. Florida St., 11/16/15	same
Rbs 12-3x last at Ole Miss, 1/10/16	17 vs. Bethune-Cookman 11/8/13
Ast 4 vs. Georgia, 1/14/16	5 at Ole Miss 2/2/14
Stl 3 vs. LSU, 1/17/16	4 at MissState, 2/15/15
Blk 3 vs. SavannahSt, 11/24	5-2x last at Vanderbilt 2/27/14
Min 29 vs. Georgia, 1/14/16	33 vs. Tennessee 2/8/15
FG 9 vs. Florida St., 11/16/15	9-2x last vs. Florida St., 11/16/15
FGA 16 vs. Florida St., 11/16/15	17 at Texas A&M 2/22/15
3FG 1 at South Alabama, 12/1/15	1 at Kentucky, 1/5/14
3FGA 2 vs. Florida St., 11/16/15	1-6x last vs. Tennessee 2/8/15
FT 4-4x last vs. Georgia, 1/14/16	6 at Mizzou 1/11/15
FTA 6-2x last vs. Georgia, 1/14/16	10 vs. Florida St. 11/21/13

Dbl Fig Scoring Games - 10 in 2015-16 & 42 in Career

Dbl Fig Rebounding Games - 7 in 2015-16 & 12 in Career

Double-Doubles - 6 in 2015-16 & 11 in Career

#2 Isis Young

2015-16 Season & Career Highs
Pts 7 at Temple, 11/13/15
Rbs 2 vs. KennesawSt, 11/21/15
Ast 2 vs. SaintFrancis (12-23-2016)13/15
Stl 1-2x last vs. UCF 12/30/15
Blk
Min 19 vs. SavannahSt, 11/24
FG 2-2x last vs. SavannahSt, 11/24
FGA 9 vs. SavannahSt, 11/24
3FG 2 at Temple, 11/13/15
3FGA 4-2x last vs. SavannahSt, 11/24
FT 1 at Temple, 11/13/15
FTA 2 at Temple, 11/13/15

Dbl Fig Scoring Games - 0 in 2015-16 & in Career

UF's Individual Game

Leaders

Leading Scorer in a Game*

	'16 Season	UF Career
Christinaki	5	same
Williams	3	12
Lorenzen	3	5
Peoples	3	17
Miller	2	15
Needles	2	9
Fleming	2	same
Copeland		2

Leading Rebounder in a Game*

	'16 Season	UF Career
Williams	10	27
Lorenzen	3	7
Anderson	2	same
Christinaki	2	same
Fleming	1	same
Westbrook	1	same
Batchelor	1	same
Needles		3
Copeland		3
Miller		3

Leader with Assists in a Game*

	'16 Season	UF Career
Christinaki	9	same
Westbrook	5	same
Needles	3	13
Peoples	2	45
Anderson	1	same
Young	1	same
Miller	1	6
Lorenzen	1	same
Williams	1	3

*also includes games when tied

Keeping Track

Consecutive Games Scoring

Lorenzen	46
Williams	42
Miller	0
Fleming	16
Peoples	13
Christinaki	11
Needles	10
Batchelor	8
Westbrook	3
Dimaite	1
Young	1
Anderson	1
Copeland	0 last 3 gms

Double-Figure Scoring Games

'16 Season	Career	
Peoples	10	41
Christinaki	10	same
Williams	10	42
Lorenzen	6	13
Westbrook	5	same
Needles	5	31
Miller	5	38
Anderson	4	same
Fleming	4	same
Batchelor	1	2
Copeland		4

Consec. Doub-Fig Scoring Games

Williams	3
Christinaki	2

2015-16 Florida Gators Miscellaneous Stats

What We're Wearing

Game Date	Opponent	Jersey Color	UF Result
1 Nov. 13	at Temple	Blue	L 91-97
2 Nov. 16	#6/7 Florida State	White	W 82-72
3 Nov. 21	Kennesaw State	White	W 84-57
4 Nov. 24	Savannah State	White	W 99-34
5 Nov. 27	vs. Ball State	White	W 85-79
6 Nov. 28	at Colorado	Blue	W 83-61
7 Dec. 1	at South Alabama	Black	W 72-60
8 Dec. 7	Arkansas State	White	W 76-72
9 Dec. 10	at Wisconsin	Black	W 91-75
10 Dec. 13	Robert Morris	White	W 79-52
11 Dec. 20	Saint Francis	White	W 122-65
12 Dec. 21	N.C. State	White	W 79-72
13 Dec. 30	UCF	White	W 93-79
14 Jan. 3	#8 Mississippi State	White	L 70-76
15 Jan. 7	at #12/11 Tennessee	Blue	W 76-70
16 Jan. 10	at Ole Miss	Blue	W 85-65
17 Jan. 14	Georgia	White	L 61-71
18 Jan. 17	LSU	White	W 53-45
19 Jan. 21	Alabama		

Three-Point Play Opportunities in 2015-16

	Made FG '15	FT-FTA '15	Career FGs	Career FTs
Westbrook	8	4-8	same	same
Peoples	5	3-5	12	8-12
Christinaki	4	3-4	same	same
Williams	4*	3-3	25*	17-24
Anderson	2	2-2	3	2-3
Needles	1	1-1	4	4-4
Fleming	1	1-1	same	same
Miller	1	0-1	23	13-23
Lorenzen	1	0-1	4	3-4
Batchelor	1	1-1	3	1-3
Copeland	-	-	2	2-2

	Fouled Att-3FG	FT-FTA	Career 3FGA	Career FTs
Needles	1	3-3	3	9-9
Copeland	-	-	1	2-3
Miller	-	-	2	1-6
Peoples	-	-	1	3-3

FOUR-Point-Play Opportunities in 2015-16

	Made 3FG	FT-FTA	Career 3FGs	Career FTs
Peoples	-	-	1	1-1

*lane violation nullified one FT attempt

2014-15 Starting Line-Ups

Game#	Record	Line-Up (F-F/C-G-G-G)
1-2	1-1	Williams-Lorenzen-Miller-Needles-Peoples
3-10, 13	9-0	Williams-Lorenzen-Christinaki-Needles-Anderson
11-12	2-0	Batchelor-Lorenzen-Christinaki-Needles-Anderson
14	0-1	Williams-Lorenzen-Christinaki-Miller-Anderson
15-17	2-1	Williams-Lorenzen-Christinaki-Needles-Miller
18	1-0	Williams-Fleming-Christinaki-Needles-Westbrook

Consecutive Starts

Christinaki	16 games
Williams	6 games
Needles	4 games
Fleming	1 game
Westbrook	1 game

(Williams 17 that she has played)

Total Career Starts at UF

Needles	78
Peoples	51
Miller	43
Williams	42
Lorenzen	38
Anderson	17
Copeland	15
Christinaki	16
Batchelor	2
Fleming	1
Westbrook	1

Three/Four-Point Play Opportunities Game Log

Game Date	Opponent	Gator (FTs)
1 Nov. 13	at Temple	Westbrook (0-1)
2 Nov. 16	Florida State	Williams (1-1), Westbrook (1-1)
3 Nov. 21	Kennesaw State	Fleming (1-1)
4 Nov. 24	Savannah State	Needles (3-3)
5 Nov. 27	vs. Ball State	--
6 Nov. 28	at Colorado	Williams (1-1), Peoples (0-1), Christinaki (0-1)
7 Dec. 1	at South Alabama	Needles (1-1), Westbrook (0-1)
8 Dec. 7	Arkansas State	Peoples (1-2), Anderson (1-1)
9 Dec. 10	at Wisconsin	Peoples (1-1)
10 Dec. 13	Robert Morris	Christinaki (1-1)
11 Dec. 20	Saint Francis	Peoples (1-1), Westbrook (3-3), Miller (0-1)
12 Dec. 21	NC State	Christinaki (1-1)
13 Dec. 30	UCF	Christinaki (1-1), Anderson (1-1), Lorenzen (0-1)
14 Jan. 3	Mississippi State	Williams (--*)
15 Jan. 7	Tennessee	--
16 Jan. 10	Ole Miss	Batchelor (1-1), Williams (1-1)
17 Jan. 14	Georgia	Westbrook (0-1), Westbrook (0-1)
18 Jan. 17	LSU	--

*lane violation nullified her FT attempt

Free Throw Tracker

	Current	'16 Season-High
Gator	Streak	Made Streak
Dyandria Anderson	made 14	current 1/17 vs. LSU
Carla Batchelor	made 1	3 1/14 vs. Georgia
Eleanna Christinaki	made 1	15 1/17 vs. LSU
Brooke Copeland	made 5	current 12/20 vs Saint Francis
Viktorija Dimaite	made 8	current 1/10 at Ole Miss
Tyshara Fleming	missed 8	5 1/17 vs. LSU
January Miller	missed 1	6 1/14 vs. Georgia
Haley Lorenzen	missed 1	6 1/17 vs. LSU
Carlie Needles	missed 4	14 1/17 vs. LSU
Cassie Peoples	made 12	14 1/10 at Ole Miss
Simone Westbrook	missed 1	10 1/17 vs. LSU
Ronni Williams	made 2	8 1/17 vs. LSU
Isis Young	made 1	1 (3x) 1/10 at Ole Miss