

FLORIDA BASEBALL ALL-AMERICA HONORS



FIRST-TEAM SELECTIONS

1958	Bernie Parrish, ABCA
1959	Perry McGriff, ABCA
1962	Tom Moore, ABCA
1963	Tom Moore, ABCA
1979	Marc Sullivan, TSN
1987	Rodney Brewer, TSN
1991	John Burke, BA
1996	David Eckstein, NCBWA Brad Wilkerson, NCBWA
1997	Brad Wilkerson, BA, NCBWA
1998	Josh Fogg, BA, CB, NCBWA Brad Wilkerson, BA, BW, CB, NCBWA, TSN
2004	Justin Hoyman, ABCA, CBI, CB
2005	Matt LaPorta, ABCA, BA, CB, NCBWA, SW
2007	Matt LaPorta, ABCA, BA, RIV

SECOND-TEAM SELECTIONS

1960	Perry McGriff, ABCA
1977	Roger Holt, TSN
1984	Russ Kibler, ABCA Scott Ruskin, ABCA
1988	Jeff Gidcumb, BA
1996	Brad Wilkerson, CB
1997	Brad Wilkerson, CB, TSN
1998	Josh Fogg, ABCA, BW, TSN
2000	Tim Olson, ABCA, BW
2002	Alex Hart, BW, NCBWA Mark Kiger, BW, NCBWA Pat Osborn, ABCA, BA
2004	Ben Harrison, ABCA Justin Hoyman, BA, SW, NCBWA
2007	Matt LaPorta, CB, NCBWA

THIRD-TEAM SELECTIONS

1991	Mario Linares, ABCA
1993	Marc Valdes, NCBWA
1994	Rob Bonanno, NCBWA Danny Wheeler, ABCA
1997	David Eckstein, NCBWA
2000	Tim Olson, BA, CB
2002	Alex Hart, ABCA, BA, CB Pat Osborn, CB
2003	Brian Rose, ABCA
2004	C.J. Smith, ABCA, CB
2005	Jeff Corsaletti, NCBWA Adam Davis, BA

HONORABLE MENTION SELECTIONS

1996	Chuck Hazzard, NCBWA John Tamargo, NCBWA
2004	Connor Falkenbach, CBI Ben Harrison, CBI C.J. Smith, CBI

KEY

ABCA - American Baseball Coaches Association
 BA - Baseball America
 BW - Baseball Weekly
 CBI - College Baseball Insider
 CB - Collegiate Baseball/Louisville Slugger
 NCBWA - National Collegiate Baseball Writers Association
 RIV - Rivals.com
 TSN - The Sporting News
 SW - ESPN/Sports Weekly

FRESHMAN ALL-AMERICANS

COLLEGIATE BASEBALL/LOUISVILLE SLUGGER FIRST TEAM

1991	Ron Scott Marc Valdes
1995	Chuck Hazzard
1996	Brad Wilkerson
1998	Jason Dill
2000	Joey Simon
2004	Adam Davis
2005	Stephen Locke
2007	Cole Figueroa
2008	Josh Adams

SECOND TEAM

1994	John Tamargo
------	--------------

HONORABLE MENTION

1997	Matt McClendon
1998	Matt Siegel
2000	Aaron Sobieraj
2001	Ben Harrison
2002	David Bartelt Tommy Boss Jeff Corsaletti Mike Pete Jonathan Tucker



Bernie Parrish was the Gators' initial All-American, earning first-team accolades in 1958 from the ABCA.



Boasting a .331 career average, third baseman Tom Moore achieved first-team All-America distinction in 1962 and 1963, joining Brad Wilkerson (1996-98) and Matt LaPorta (2005, '07) as the lone UF players to make the first squad multiple times.



Perry McGriff became Florida's first two-time pick, earning ABCA recognition in 1959 and 1960.



FLORIDA BASEBALL HONORS & AWARDS



Brad Wilkerson took home the NCBWA and Rotary Smith National Player of the Year awards during a tremendous 1998 season in which he helped the Gators win the Southeastern Conference title and reach the NCAA College World Series.

NCBWA NATIONAL PLAYER OF THE YEAR

1998 Brad Wilkerson

ROTARY SMITH PLAYER OF THE YEAR

1998 Brad Wilkerson

COLLEGIATE BASEBALL COACH OF THE YEAR

1996 Andy Lopez

USA BASEBALL GOLDEN SPIKES AWARD

1996 Brad Wilkerson (Nominee)
1997 Brad Wilkerson (Finalist)
2005 Jeff Corsaletti (Nominee)
2007 Matt LaPorta (Finalist)

BROOKS WALLACE NATIONAL PLAYER OF THE YEAR

2007 Matt LaPorta (Finalist)

DICK HOWSER TROPHY

2004 Justin Hoyman (Semifinalist)
2007 Matt LaPorta (Semifinalist)

ROTARY SMITH AWARD

1998 Brad Wilkerson (Finalist)
2000 Tim Olson (Nominee)

JOHNNY BENCH AWARD

2002 Brian Rose (Semifinalist)
2003 Brian Rose (Semifinalist)

ROGER CLEMENS AWARD

2004 Justin Hoyman (Semifinalist)

ACADEMIC ALL-AMERICANS

1970 Fred Bretz (1st)
1972 Ray Hull (2nd)
1996 David Eckstein (2nd)
1997 David Eckstein (1st)
2006 Darren O'Day (3rd)

ACADEMIC ALL-DISTRICT III

1996 David Eckstein
1997 David Eckstein
1998 Ty Martin
2003 Ben Harrison
C.J. Smith
2004 Ben Harrison
Darren O'Day
C.J. Smith
2005 Darren O'Day
2006 Darren O'Day
2008 Cole Figueroa

NATIONAL PLAYER OF THE WEEK

COLLEGIATE BASEBALL

1993 Doug Brennan & Chris Nelson (March 19)
1994 Rob Bonnano (March 3)
1996 Brad Wilkerson (Week of May 27)
2002 Alex Hart (Week of Feb. 1)

Keith Ramsey (Week of April 30)
2003 C.J. Smith (Week of Feb. 10)
2007 Matt LaPorta (Week of April 2)

NCBWA

2007 Matt LaPorta (Week of March 27)

THE SPORTING NEWS

1998 Brad Wilkerson (Week of Feb. 16)
Derek Nicholson (Week of April 6)
Josh Fogg (Week of April 26)

NCAA COLLEGE WORLD SERIES ALL-TOURNAMENT TEAM

1991 Mario Linares, C
Kevin Polcovich, SS
1996 Chuck Hazzard, DH
Brad Wilkerson, OF

NCAA REGIONAL MOST OUTSTANDING PLAYER

1988 Jeff Gidcumb, P (East, Tallahassee, Fla.)
1991 John Burke, P (East, Gainesville, Fla.)
1996 Brad Wilkerson, OF (East, Gainesville, Fla.)
1998 Mark Ellis, SS (South, Gainesville, Fla.)
2000 Tim Olson, OF (Waco (Texas) Regional)
2004 Ben Harrison, OF (Oklahoma City Regional)
2005 Brian Leclerc, OF (Gainesville Regional)

NCAA REGIONAL ALL-TOURNAMENT TEAM

1960 Perry McGriff, OF
1977 Dave Adeimy, DH
Frank McDonald, OF
1985 Rodney Brewer, OF
Jeff Fischer, P
Steve Lombardozi, 2B
Mike Stanley, C

1988 Tommy Edwards, 2B
Jeff Gidcumb, P
Mario Linares, DH
Julio Mendez, SS
Allen Rutledge, 3B

1991 John Burke, P
Mario Linares, C
Herbert Perry, 3B
Kevin Polcovich, SS
Marc Valdes, P

1994 Rob Bonanno, P
James Eidam, OF
Shane Spears, OF

1996 Eric Castaldo, C
Chuck Hazzard, DH
John Tamargo, SS
Brad Wilkerson, OF

1997 Casey Smith, C
1998 Mark Ellis, SS

Josh Fogg, P
Brad Wilkerson, 1B
2000 Kevin Estrada, SS
Kurt Keene, 1B
Tim Olson, OF
Aaron Sobieraj, 3B

2001 Jason Dill, OF
Peter Nystrom, OF

2002 Mark Kiger, SS
Pat Osborn, 3B
Keith Ramsey, P
Ryan Shealy, 1B
Aaron Sobieraj, OF

2004 Tommy Boss, P
Jeff Corsaletti, OF
Ben Harrison, OF
C.J. Smith, 1B

2005 Tommy Boss, P
Jeff Corsaletti, OF
Adam Davis, 2B
Brian Jeroloman, C
Matt LaPorta, 1B
Brian Leclerc, OF

2008 Matt den Dekker, OF

SEC COACH OF THE YEAR

1952 Dave Fuller
1956 Dave Fuller
1962 Dave Fuller

1982 Jack Rhine
1983 Jack Rhine
1984 Joe Arnold
1988 Joe Arnold
1996 Andy Lopez
2005 Pat McMahon

SEC PLAYER OF THE YEAR

2005 Matt LaPorta
2007 Matt LaPorta

SEC PITCHER OF THE YEAR

2004 Justin Hoyman

SEC TOURNAMENT MOST VALUABLE PLAYER

1982 Rich Bombard, P
1988 Brian Reimsnyder, OF
1991 Herbert Perry, DH & Brian Purvis, OF

SEC ALL-TOURNAMENT TEAM

1978 Jim Watkins, OF
1979 Larry Hall, SS
Kerry Kellogg, P
Chuck Long, 2B
Tony Stevens, DH
Jim Watkins, OF

1981 Glen Carpenter, OF
Dave Falcone, 1B
Mike Henley, UTL
Steve Lombardozi, SS
Randy O'Neal, P

1982 Rich Bombard, P
Steve Floyd, OF
Javier Ortiz, 1B
Mike Stanley, C

1984 Bruce Crabbe, 2B
Clay Daniel, P
Jeff Fischer, P
Scott Ruskin, OF
Mike Stanley, 3B

1985 Mike Stanley, 1B
Tim Touma, UTL
1988 Jeff Gidcumb, P
Mario Linares, C
Brian Reimsnyder, OF

1991 Brian Duva, OF
Brent Killen, 1B
Mario Linares, C
Herbert Perry, 3B
Kevin Polcovich, SS
John Pricher, P
Brian Purvis, OF

1992 Brent Killen, 1B
Dave Majeski, OF

1996 Eric Castaldo, C
Chuck Hazzard, DH
Brad Wilkerson, DH

1997 Brad Wilkerson, DH
2000 Kurt Keene, DH
Tim Olson, OF
Mike Smalley, P

2002 Ben Harrison, OF
Pat Osborn, 3B
Ryan Shealy, DH
2004 Connor Falkenbach, P
C.J. Smith, 1B
Jonathan Tucker, 3B

2005 Jeff Corsaletti, OF
Matt LaPorta, 1B



USA BASEBALL HONORS UNITED STATES OLYMPIC TEAM

2000 Brad Wilkerson, OF (Gold Medal in Sydney)
2008 Matt LaPorta, OF (Bronze Medal in Beijing)

NATIONAL TEAM MEMBERS

1994 John Kaufman
John Tamargo
2005 Adam Davis
Brian Jeroloman

Matt LaPorta
2006 Bryan Augenstein
2008 Matt den Dekker

USA BASEBALL INVITEES

1991 John Burke
Brent Killen
Marc Valdes

1992 Marc Valdes
1994 John Kaufman
John Tamargo

1995 John Kaufman
John Tamargo

1996 Matt McClendon
1997 Matt McClendon
Brad Wilkerson

2000 Brad Wilkerson
2005 Adam Davis
Brian Jeroloman
Matt LaPorta

2006 Bryan Augenstein
2008 Matt den Dekker
Matt LaPorta



USA BASEBALL COACH OF THE YEAR

2001 Pat McMahon

ABCA ALL-SOUTH REGION

1976 Nick Belmonte
1977 John Cortese
Roger Holt

1978 Ron Crum
Jim Watkins
Dave Adeimy (3rd)
Pete Teixeira (3rd)

1979 Chuck Sandberg
Tony Stevens
Jim Watkins
Larry Hall (3rd)

1980 David Falcone (3rd)
1981 Glenn Carpenter
Steve Lombardozi
Larry Mikesell (3rd)

1984 Russ Kibler
Scott Ruskin

1985 Scott Ruskin (1st - OF, 2nd - P)
1988 Jeff Gidcumb (2nd)
1991 John Burke
Mario Linares



During Dave Fuller's 28-year tenure from 1948-75, he directed Florida to three NCAA Regional appearances, three SEC Championships and four Eastern Division crowns. Honored as the SEC Coach of the Year in 1952, 1956 and 1962, he is the program's winningest coach with a record of 557-354-6 (.611).

FLORIDA BASEBALL HONORS & AWARDS



A three-time All-SEC selection between 1991-93, Marc Valdes still occupies the top spot in six of the Gators' career pitching categories: innings pitched (394.2), walks issued (67), hit batters (65), games started (55), wild pitches (36), and wins (31).

	Kevin Polcovich
	Herbert Perry
1992	Marc Valdes (2nd)
1993	Marc Valdes (2nd)
1994	James Eidam
	Danny Wheeler
	Rob Bonanno (2nd)
1995	Chris Wiggs
	David Eckstein (2nd)
1996	David Eckstein (2nd)
	Chuck Hazzard (2nd)
	Paul Rigdon (2nd)
	Brad Wilkerson (2nd)
1997	Brad Wilkerson
1998	Josh Fogg
	Brad Wilkerson (2nd)
2000	Jason Dill
	Tim Olson
2001	Matt Goss (2nd)
2002	Alex Hart
	Pat Osborn (2nd)
	Mark Kiger (2nd)
2003	Brian Rose
2004	Ben Harrison
	Justin Hoyman
	C.J. Smith
2005	Matt LaPorta
	Jeff Corsaletti (2nd)
	Adam Davis (2nd)
	Justin Tordi (2nd)
2007	Matt LaPorta
2008	Patrick Keating
	Josh Adams (2nd)

ALL-SEC

1951	Dud Rushing, OF
1952	Jim Hirsch, 2B
	Haywood Sullivan, C
1953	Robby Barnes, C
	Harry Coe, P
1954	Wayne Clark, UTL
	Lou Pesce, 1B
	Rudy Simpson, P
1955	Jerry Bilyk, C
1956	Jerry Bilyk, C
	Dale Willis, P
1957	Burt Touchberry, P
1958	Bobby Barnes, C
	Ray Oestricher, P
	Bernie Parrish, OF
1959	Bob Geissinger, OF
	Perry McGriff, OF
1960	Perry McGriff, OF
	Ron Overcash, 1B
1961	Dennis Aust, P
	Paul Booher, C
	C.W. Price, OF
1962	Tom Moore, 3B
	Jerry Nicholson, P
	Lee Scheinholt, C
1963	Dan Eggart, P
	Carol Lenoux, 2B
	Wayne Meadows, UTL
	Tom Moore, 3B
1964	Bill Blomgren, OF
1965	Allen Trammell, OF
1967	Kelly Prior, P

	Richard Trapp, SS
1968	Nick Nicosia, OF
	Mike Ovca, C
	Glen Pickren, P
	Richard Trapp, SS
1969	Jim Courier, P
	Mike Ovca, C
1970	Tony Dobies, OF
1973	David Bowden, 2B
	John Fuller, C
	Mike Newman, P
1974	Doug Corbett, P
	John Fuller, C
	Sammy Rick, OF
1975	David Bowden, UTL
1977	Roger Holt, SS
1978	Ron Crum, P
	Pete Teixeira, P
	Jim Watkins, OF
1979	Chuck Sandberg, 1B
	Tony Stevens, DH
	Jim Watkins, OF
1980	David Banes, OF
	Larry Mikesell, P
1981	Glenn Carpenter, OF
	Steve Lombardozi, UTL
	Craig McGraw, OF
	Jim Yonker, 2B
1982	Rich Bombard, P
	Mike Stanley, C
1983	Shawn Fawbush, P
	Richard Rice, P
1984	Russ Kibler, P
	Scott Ruskin, OF
	Mike Stanley, UTL
1985	Scott Lusader, OF
	Scott Ruskin, P
	Mike Stanley, UTL
1986	Rodney Brewer, DH
1987	Joey Fernandez, OF
	Julio Mendez, SS
	Rodney Brewer, DH (2nd)
1988	Jeff Gidcumb, P
	Mario Linares, DH
	Julio Mendez, SS (2nd)
	Mike Moberg, OF (2nd)
	Johnny Wiggs, P (2nd)
1989	Herbert Perry, 3B
	Jeff Gidcumb, P (2nd)
	Jamie McAndrew, P (2nd)
	Brian Reimsnyder, OF (2nd)
1990	Eric Martinez, OF (2nd)
1991	John Burke, P
	Mario Linares, C
	Kevin Polcovich, SS
	Marc Valdes, P
	Herbert Perry, 3B (2nd)
1992	Marc Valdes, P
	Brent Killen, 1B (2nd)
	Dave Majeski, OF (2nd)
	John Pricher, P (2nd)
1993	Marc Valdes, P (2nd)
1994	Rob Bonanno, RHP
	James Eidam, DH
1995	David Eckstein, 2B
	Chris Wiggs, 3B
	Brandon Marsters, C (2nd)
	John Tamaro, SS (2nd)
1996	Chuck Hazzard, DH
	David Eckstein, 2B (2nd)
	Brad Wilkerson, OF (2nd)
1997	Brad Wilkerson, 1B
	Derek Nicholson, OF (2nd)
1998	Josh Fogg, P
	Brad Wilkerson, OF
1999	Ben Grezlovski, P
2000	Jason Dill, DH
	Tim Olson, OF
	Kurt Keene, 1B (2nd)
2002	Alex Hart, P
	Pat Osborn, 3B
	Aaron Davidson, 2B (2nd)
	Mark Kiger, SS (2nd)
	Ryan Shealy, 1B (2nd)
	Aaron Sobieraj, OF (2nd)
2003	Ben Harrison, OF (2nd)
	Brian Rose, C (2nd)

2004	Justin Hoyman, P
	C.J. Smith, 1B
	Ben Harrison, OF (2nd)
2005	Adam Davis, 2B
	Matt LaPorta, 1B
	Jeff Corsaletti, OF (2nd)
	Connor Falkenbach, RHP (2nd)
	Brian Jeroloman, C (2nd)
	Justin Tordi, SS (2nd)
2006	Bryan Augenstein, RHP (2nd)
2007	Matt LaPorta, 1B
	Brian Leclerc, OF
2008	Josh Adams, 2B
	Matt den Dekker, OF
	Patrick Keating, RHP
	Avery Barnes, OF (2nd)

SEC ALL-DEFENSIVE TEAM

2008	Matt den Dekker, OF
------	---------------------

SEC ALL-FRESHMAN TEAM

2004	Adam Davis, 2B
	Brian Jeroloman, C
2005	Brandon McArthur, 3B
2007	Matt den Dekker, OF
	Cole Figueroa, SS
	Jonathan Pigott, OF
2008	Josh Adams, 2B

ALL-SEC EASTERN DIVISION (1961-85)

1961	Dennis Aust, P
	Paul Booher, C
	C.W. Price, OF
1962	Al Lopez, OF
	Tom Moore, 3B
	Jerry Nicholson, P
	Lee Scheinholt, C
1963	Danny Eggart, P
	Carol Lenoux, 2B
	Tom Moore, 3B
1964	Bill Blomgren, OF
	Dave Porter, C
	Tom Shannon, 1B
1965	Tom Shannon, 1B
	Allen Trammell, OF
1966	Jim Frazier, OF
	Jack Kentworthy, C
	Bruce Moore, 2B
	Kelly Prior, P



When the SEC began to recognize a Pitcher of the Week during the 1988 campaign, UF left-hander Johnny Wiggs captured the honor on three occasions.

1967	Ed Gross, C
	Kelly Prior, P
	Terry Stroemer, 1B
	Richard Trapp, SS
1968	Nick Nicosia, OF
	Mike Ovca, C
	Glen Pickren, P
	Richard Trapp, SS
1969	Jim Courier, P
	Skip Lujack, 1B
	Guy McTheny, OF
	Mike Ovca, C
	Rod Wright, 3B
1970	Tony Dobies, OF
	Will Harman, C
1971	Will Harman, C
1972	Ray Hull, SS
1973	David Bowden, 2B
	John Fuller, C
	Mike Newman, P
1974	Doug Corbett, P
	John Fuller, C
	Sammy Rick, OF

1975	David Bowden, 3B
	Roger Holt, UTL
1976	Roger Holt, SS
1977	John Cortese, 1B
	Dean Emplie, 1B
	Roger Holt, SS
	Jim Shulock, C
	Joe Ward, OF
1978	Ron Crum, P
	Marc Sullivan, C
	Pete Teixeira, P
	Jim Watkins, OF
1979	David Banes, OF
	Chuck Dale, P
	Chuck Sandberg, 1B
	Tony Stevens, DH
	Marc Sullivan, P
	Rob Teegarden, OF
	Jim Watkins, OF
1980	David Banes, OF
	David Falcone, DH
	Larry Mikesell, P
	Tony Stevens, UTL



Current San Diego Padres' shortstop David Eckstein is the only Florida baseball player to attain All-America status both on the diamond and in the classroom, as he pulled the double in 1996 and 1997.

1981	Ron Cardieri, C
	Glenn Carpenter, OF
	Steve Lombardozi, UTL
	Craig McGraw, OF
	Larry Mikesell, P
	Jim Yonker, 2B
1982	Rich Bombard, P
	Bruce Crabbe, SS
	Mike Stanley, C
1983	Brad Dantzier, 1B
	Shawn Fawbush, P
	Richard Rice, P
	Albie Scoggins, OF
	Mike Stanley, DH
1984	Bruce Crabbe, 2B
	Russ Kibler, P
	Tim Owen, C
	Scott Ruskin, OF
	Mike Stanley, UTL
1985	Jeff Fischer, P
	Scott Lusader, OF
	Scott Ruskin, P
	Mike Stanley, C

SEC PLAYER OF THE WEEK

(32 times by 23 players)

1985	Scott Ruskin (Week of April 16)
1986	Joey Fernandez (Week of March 23)
1987	Rodney Brewer (Week of April 7)
1990	Bo Camposano (Week of May 1)
1993	Bo Camposano (Week of April 5)
1994	Chan Perry (Week of May 2)
1996	David Eckstein (Week of March 25)
	Brad Wilkerson (Week of May 6)
1997	Brad Wilkerson (Week of April 21)
1998	David Ross (Week of March 16)
	Derek Nicholson (Week of April 6)
	Brad Wilkerson (Week of May 11)
1999	Greg Catalanotte (Week of March 22)
	Kurt Keene (Week of April 26)
2001	Peter Nystrom (Week of March 26)
2002	Pat Osborn (Week of Feb. 11)
	Ryan Shealy (Week of March 11)
	Mark Kiger (Week of April 15)
	Ryan Shealy (Week of May 13)
2003	Stephen Barton (Week of Feb. 10)
	C.J. Smith (Week of Feb. 24)
2004	C.J. Smith (Week of Feb. 23)
	Ben Harrison (Week of April 26)
	Jeff Corsaletti (Week of May 3)



FLORIDA BASEBALL HONORS & AWARDS

2005	Matt LaPorta (Week of Feb. 21) Matt LaPorta (Week of April 25) Matt LaPorta (Week of May 23)
2006	Adam Davis (Week of Feb. 13)
2007	Matt LaPorta (Week of March 26) Matt LaPorta (Week of April 2) Brian Leclerc (Week of April 23)
2008	Cole Figueroa (Week of May 19)

SEC PITCHER OF THE WEEK

(20 times by 16 players)

1988	Johnny Wiggs (Week of March 22) Johnny Wiggs (Week of April 25) Johnny Wiggs (Week of May 9)
1989	Jeff Gidcumb (Week of April 3)
1990	Doug Brennan (Week of April 24)
1991	John Burke (Week of March 18) Marc Valdes (Week of April 1)
1992	John Pricher (Week of April 20)
1993	Marc Valdes (Week of May 3)
1994	Rob Bonanno (Week of April 11)
1997	Josh Fogg (Week of May 12)
2000	Eddie Rojas (Week of April 24) Mike Smalley (Week of May 1)
2002	Keith Ramsey (Week of March 25) Alex Hart (Week of May 6)
2003	Adam Sanabria (Week of March 10) Justin Hoyman (Week of March 24)
2004	Justin Hoyman (Week of Feb. 16)
2006	Darren O'Day (Week of Feb. 20)
2008	Patrick Keating (Week of March 31)

SEC FRESHMAN OF THE WEEK

(3 times by 3 players)

2007	Kyle Mullaney (Week of May 14)
2008	Josh Adams (Week of March 17) Tommy Toledo (Week of March 24)

SEC ACADEMIC HONOR ROLL

1971 (3)	John Flad Ray Hull David Thomas
1972 (1)	Ray Hull
1973 (3)	Nick DeVirgiliis Bill Finney Xavier Prida
1974 (4)	Bill Bolander Doug Corbett Bill Finney John Fuller



With four appearances on the SEC Academic Honor Roll, Brandon McArthur looks to join Jeff Cardozo, Kevin Coleman and Matt Siegel as five-time recipients in 2009.

1975 (2)	David Bowden Bill Finney
1976 (6)	Bruce Baker J.B. Caldwell John Cortese Terry Fitzgerald Eric Hiller Roger Holt
1977 (4)	John Brantley J.B. Caldwell John Cortese Roger Holt
1978	No Team
1979 (2)	David Livingston Pete Teixeira
1981 (1)	Glenn Carpenter
1982 (2)	Mario Alos Nick Krsnich
1983 (3)	George Reyes Scott Ruskin Mike Stanley

1984 (4)	Donald Carr Russ Kibler Scott Lusader Mike Stanley
1985 (4)	Stan Fascher Lance Hodges Scott Lusader Tim Touma
1986 (1)	John Floyd
1987	None
1988 (1)	Tyson Johnson
1989 (2)	Todd Douma Mike Moberg
1990 (4)	Jason Beaird Todd McCray Mike Moberg Tony Sharkins Jason Beaird
1991 (1)	Brian Duva
1992 (4)	Ken Mercer Brian Purvis David Valdes
1993 (4)	Brian Duva Brandt Mathers Shane McGinnis David Valdes
1994 (6)	Eric Castaldo Brian Duva Dean Kent Sean McClellan Matt Parker Chris Simpkins
1995 (4)	Eric Castaldo Jesse Curtis David Eckstein Dean Kent
1996 (4)	Eric Castaldo David Eckstein Matt Parker Shane Seroyer
1997 (6)	Charles Aulet Tommy Bond David Eckstein Mike Floyd Sergio Rodriguez Shane Seroyer
1998 (9)	Jeff Cardozo Michael Gray Tim Johnson Ty Martin Matt McClendon Stuart McFarland Sergio Rodriguez Shane Seroyer Matt Siegel
1999 (10)	Jeff Cardozo Kevin Coleman Ryan Gleichowski Ben Grezlovski Tim Johnson Matt McClendon Stuart McFarland Sergio Rodriguez Shane Seroyer Matt Siegel
2000 (10)	Jay Belflower Jeff Cardozo Kevin Coleman Brian Haught Tim Johnson David Klebonis Stuart McFarland Ryan Shealy Matt Siegel Spencer Williams
2001 (6)	Jeff Cardozo Kevin Coleman Kevin Estrada Alex Hart David Klebonis Matt Siegel
2002 (9)	Jay Belflower Jeff Cardozo Kevin Coleman Alex Hart David Klebonis Tom Potter



Florida's 2005 senior quartet of Tommy Boss, Mike Pete, Connor Falkenbach and Jeff Corsaletti left their signature on the program with an SEC title and a trip to Omaha.

2003 (17)	Ryan Shealy Matt Siegel K.O. Wiegandt David Bartelt Stephen Barton Tommy Boss Daniel Brooks Kevin Coleman Mario Garza Ben Harrison Alex Hart Ryan Kennedy David Klebonis Joe Mercandante Mike Pete Tom Potter Ryan Sadowski C.J. Smith Wes Swackhamer Ben Zeskind
2004 (11)	David Bartelt Tommy Boss Matt Cresap Bo Dring Ben Harrison Jimmy Kubek Darren O'Day Mike Pete Patrick Rumble C.J. Smith Seth Steinhauer
2005 (14)	Carson Bassett Tommy Boss Daniel Brooks Adam Davis Connor Falkenbach Matt Fuchs Matt Hightower Jared Kubin Stephen Locke Brandon McArthur Darren O'Day Mike Pete Greg Quatrino Seth Steinhauer
2006 (12)	Stephen Barton Carson Bassett Brett Bentley Daniel Brooks Matt Gaski Nate Helms Jared Kubin Brandon McArthur Darren O'Day Greg Quatrino Chris Woods Tommy Wynn
2007 (15)	Avery Barnes Brett Bentley Michael Branham Teddy Foster Kris Gawrliuk Jared Kubin Matt LaPorta Brandon McArthur Chris Petrie Clayton Pisani Austin Pride

	Bo Smith Patrick Thompson Cody Wheeler Tommy Wynn
2008 (17)	Bryson Barber Avery Barnes Brett Bentley Billy Bullock Kevin Chapman Tony Davis Matt den Dekker Josh Edmondson Cole Figueroa Teddy Foster Jake Hicks Patrick Keating Brandon McArthur Jonathan Pigott Clayton Pisani Hampton Tignor Jon Townsend

SEC FRESHMAN ACADEMIC HONOR ROLL

2004	None
2005 (3)	Matt Hightower Jared Kubin Stephen Locke
2006 (1)	Chas Spottswood
2007 (6)	Tony Davis Matt den Dekker Cole Figueroa Jake Hicks Ryan Lockwood Hampton Tignor
2008 (5)	Cody Barnes Chris Freshcorn Travis Lawler Justin Poovey Tommy Toledo



Slugger Matt LaPorta is the lone player from Florida to earn the SEC's Community Service/Good Works' recognition twice in his career.

SEC COMMUNITY SERVICE/GOOD WORKS TEAM

2002	Ryan Shealy
2003	Mario Garza
2004	Ben Hedgecock
2005	Matt LaPorta
2006	Darren O'Day
2007	Matt LaPorta
2008	Brandon McArthur

GATORS IN THE SEC TOURNAMENT



1977 - OXFORD, MISS. (2-2)

Mississippi State	W	3-1
Ole Miss	W	5-4
Ole Miss	L	6-7
Ole Miss	L	4-7

1978 - GAINESVILLE, FLA. (0-2)

Mississippi State	L	3-8
Ole Miss	L	2-7

1979 - STARKVILLE, MISS. (2-2)

LSU	L	2-5
Kentucky	W	7-1
LSU	W	5-1
Mississippi State	L	11-12

1980 - GAINESVILLE, FLA. (0-2)

Ole Miss	L	2-3
Vanderbilt	L	7-11

1981 - STARKVILLE, MISS. (3-0)

Alabama	W	3-2
Mississippi State	W	8-3
Kentucky	W	11-5

1982 - GAINESVILLE, FLA. (3-1)

Alabama	W	7-3
Ole Miss	W	8-7
Tennessee	L	7-10
Tennessee	W	9-3

1983 - STARKVILLE, MISS. (0-2)

Alabama	L	2-15
Mississippi State	L	3-5

1984 - GAINESVILLE, FLA. (3-1)

Alabama	W	5-3
Tennessee	W	10-2
Tennessee	L	2-3
Tennessee	W	3-1

1985 - BATON ROUGE, LA. (1-2)

Mississippi State	L	3-8
LSU	W	5-2
Georgia	L	8-9

1987 - ATHENS, GA. (0-2)

Alabama	L	4-5
Mississippi State	L	4-5

1988 - STARKVILLE, MISS. (4-1)

Georgia	L	3-8
Auburn	W	4-3
LSU	W	7-2
Mississippi State	W	3-1
Mississippi State	W	5-3

1989 - GAINESVILLE, FLA. (2-2)

Alabama	W	7-6
LSU	W	8-6
Auburn	L	2-4 (10)
Georgia	L	1-16

1990 - HOOVER, ALA. (1-2)

LSU	L	4-6
Georgia	W	6-5
Mississippi State	L	2-8

1991 - BATON ROUGE, LA. (4-0)

Auburn	W	8-7
Auburn	W	4-3
LSU	W	7-1
LSU	W	8-4

1992 - NEW ORLEANS, LA. (3-2)

Auburn	W	2-0
Georgia	W	12-5
LSU	W	3-1 (12)
South Carolina	L	4-11
LSU	L	1-12

1993 - COLUMBIA, S.C. (0-2)

Kentucky	L	1-7
Georgia	L	0-5

1994 - LEXINGTON, KY. (0-2)

Georgia	L	3-4 (10)
Vanderbilt	L	7-15

1995 - KNOXVILLE, TENN. (0-2)

Georgia	L	4-6
Vanderbilt	L	2-4

1996 - HOOVER, ALA. (3-2)

Mississippi State	W	6-5
LSU	W	6-2
Alabama	W	7-3
Alabama	L	5-10
Alabama	L	5-15

1997 - COLUMBUS, GA. (2-2)

Tennessee	W	7-6 (10)
Alabama	L	6-13
Auburn	W	17-5
Alabama	L	3-6

1998 - HOOVER, ALA. (1-2)

Kentucky	W	6-4
Auburn	L	4-6
Alabama	L	2-3

2000 - HOOVER, ALA. (3-1)

Auburn	W	7-2
Kentucky	W	8-7
South Carolina	W	12-4
LSU	L	6-9

2001 - HOOVER, ALA. (1-2)

LSU	L	0-10
Tennessee	W	9-3
Ole Miss	L	6-7

2002 - HOOVER, ALA. (3-2)

Georgia	W	7-2
Alabama	L	4-7
Mississippi State	W	5-0
Alabama	W	7-4
Alabama	L	9-11

2004 - HOOVER, ALA. (2-2)

LSU	W	5-4 (10)
Vanderbilt	L	0-3
Georgia	W	7-0
Vanderbilt	L	5-6 (12)

2005 - HOOVER, ALA. (2-2)

Arkansas	W	9-8
Ole Miss	W	10-7
Ole Miss	L	1-14 (7)
Ole Miss	L	2-4



Mike Stanley was a member of SEC All-Tournament squads in 1982, 1984 and 1985 and helped the Gators take home the top prize in both 1982 and 1984.

2007 - HOOVER, ALA. (1-2)

South Carolina	L	3-4 (12)
Alabama	W	3-2
South Carolina	L	3-5

2008 - HOOVER, ALA. (0-2)

Vanderbilt	L	3-7
South Carolina	L	3-11



FLORIDA SEC TOURNAMENT HISTORY

Appearances: 28

Titles: 5 (1981, 1982, 1984, 1988, 1991)

Runner-up Finishes: 5 (1977, 1979, 1992, 1996, 2000)

FLORIDA VERSUS SEC TOURNAMENT OPPONENTS

Opponent (Last Meeting)	W-L
Alabama (2007)	7-9
Arkansas (2005)	1-0
Auburn (2000)	6-2
Georgia (2004)	4-6
Kentucky (2000)	4-1
LSU (2004)	9-5
Ole Miss (2005)	3-7
Mississippi State (2002)	6-6
South Carolina (2008)	1-4
Tennessee (2001)	5-2
Vanderbilt (2008)	0-6
Total (28 appearances):	46-48 (.489)



Connor Falkenbach kept the Gators alive at the 2004 SEC Tourney with a three-hit shutout of Georgia, the highlight of his six appearances in Hoover, Ala.

SEC TOURNAMENT STANDINGS

Team	App.	Games	W	L	Pct.
LSU	24	88	54	34	.614
Alabama	21	70	39	31	.557
Mississippi State	26	94	52	42	.553
Vanderbilt	13	57	31	26	.544
Tennessee	12	46	25	21	.543
Ole Miss	14	50	25	25	.500
FLORIDA	28	94	46	48	.489
Auburn	19	63	28	35	.444
South Carolina	16	51	22	29	.431
Arkansas	14	41	17	24	.415
Georgia	17	57	23	34	.404
Kentucky	14	44	16	28	.364

SEC REGULAR-SEASON CHAMPIONS

Year	Team	W/L
1933	Georgia	8-1
1934	Alabama	14-2
1935	Alabama	19-2
1936	Alabama	7-3
1937	Auburn	8-1
1938	Alabama	10-1
1939	LSU	10-2
1940	Alabama	12-1
1941	Alabama	13-2
1942	Alabama	9-1
1943	LSU	11-3
1944	No season	
1945	No season	
1946	LSU	11-3
1947	Alabama	11-3
1948	Mississippi State	12-5
1949	Mississippi State	13-3
1950	Alabama	13-4
1951	Tennessee	16-1
1952	FLORIDA	12-2
1953	Georgia	12-3
1954	Georgia	11-4
1955	Alabama	12-2
1956	FLORIDA	13-3
1957	Georgia Tech	13-3
1958	Auburn	12-3
1959	Ole Miss	10-3
1960	Ole Miss	12-2
1961	LSU	11-4
1962	FLORIDA	14-3
1963	Auburn	15-3
1964	Ole Miss	11-1
1965	Mississippi State	11-4
1966	Mississippi State	11-4
1967	Auburn	15-2
1968	Alabama	10-8
1969	Ole Miss	11-5
1970	Mississippi State	11-4
1971	Mississippi State	13-5
1972	Ole Miss	15-3
1973	Vanderbilt	11-5
1974	Vanderbilt	11-4
1975	LSU	19-3
1976	Auburn	12-7
1977	Ole Miss	15-9
1978	Auburn	15-8
1979	Mississippi State	17-2
1980	Vanderbilt	13-9
1981	FLORIDA	16-7
1982	FLORIDA	14-8
1983	Alabama	14-7
1984	FLORIDA	18-4
1985	Mississippi State	16-8
1986	LSU	22-5
1987	Mississippi State	13-13
1988	FLORIDA	21-6
1989	Mississippi State	20-5
1990	LSU	20-7
1991	LSU	19-7
1992	LSU	18-6
1993	LSU	18-8-1
1994	Tennessee	24-5
1995	Tennessee	22-8
1996	FLORIDA	20-10
	LSU	20-10
	Alabama	20-10
1997	LSU	22-7
1998	FLORIDA	21-8
1999	Arkansas	22-8
2000	South Carolina	25-5
2001	Georgia	20-10
2002	South Carolina	21-8
2003	LSU	20-9-1
2004	Georgia	19-11
	Arkansas	19-11
2005	FLORIDA	20-10
2006	Alabama	20-10
	Kentucky	20-10
2007	Vanderbilt	22-8
2008	Georgia	20-9-1



FLORIDA'S SEC TOURNAMENT RECORDS

BATTING INDIVIDUAL

Most At-Bats, Game: 6, 7x, last by Jonathan Tucker vs. Vanderbilt (5/29/04)
Most At Bats, Series: 25, David Eckstein, 1996
Most At Bats, Career: 53, Mark Ellis, 1996-98
Most Runs, Game: 4, Brad Wilkerson vs. Auburn (5/17/97)
Most Runs, Series: 7, Javier Ortiz (1982), Dave Majeski (1991), John Tamargo (1996) & Brad Wilkerson (1997)
Most Runs, Career: 13, Dave Majeski (1989-92) & Mike Stanley (1982-85)
Most Hits, Game: 5, Derek Nicholson vs. Alabama (5/17/97)
Most Hits, Series: 11, Ryan Shealy (23 at bats), 2002
Most Hits, Career: 21, Dave Majeski, 1989-92
Most Walks, Game: 4, Mike Stanley vs. Alabama (5/14/82)
Most Walks, Series: 9, Albie Scoggins, 1982
Most Walks, Career: 13, Brad Wilkerson, 1996-98
Most Doubles, Game: 2, Matt LaPorta vs. Ole Miss (5/26/05); Brian Reimsnyder vs. Mississippi State (5/15/88); Mark Ellis vs. Auburn (5/14/98); Herbert Perry vs. LSU (5/17/91); Chris Lombardozi vs. Georgia (5/12/85) & Dave Adeimy vs. Mississippi State (5/12/78)
Most Doubles, Series: 4, Brian Reimsnyder, 1988
Most Doubles, Career: 6, Mark Ellis, 1996-98
Most Triples, Game: 1, 9x, last by Jonathan Tucker vs. LSU (5/26/04)
Most Triples, Series: 2, Rob Teegarden, 1979
Most Triples, Career: 2, Matt Siegel (1998-01) & Rob Teegarden (1978-79)
Most Home Runs, Game: 2, Brent Killen vs. Georgia (5/14/92)
Most Home Runs, Series: 3, Chuck Hazzard, 1996
Most Home Runs, Career: 3, Mike Stanley, 1982-85
Most RBI, Game: 6, Derek Nicholson vs. Auburn (5/17/97) & Brent Killen vs. Georgia (5/14/92)
Most RBI, Inning: 4, David Banes vs. Kentucky (5/13/79)
Most RBI, Series: 9, Ben Harrison, 2002
Most RBI, Career: 13, Mike Stanley, 1982-85
Most Stolen Bases, Game: 3, Jonathan Tucker vs. Vanderbilt (5/27/04); David Eckstein vs. Vanderbilt (5/19/95); Jim Watkins vs. Georgia (5/13/78) & Roger Holt vs. Ole Miss (5/14/77)
Most Stolen Bases, Series: 4, Jonathan Tucker (2004), Brian Haight (1997) & Chris Chism (1996)
Most Stolen Bases, Career: 5, Brian Duva, 1991-94
Most Total Bases, Game: 13, Brent Killen (2 HR, 1 3B, 1 2B) vs. Georgia (5/14/92)

TEAM

Most At Bats, Game: 42, vs. Vanderbilt (5/29/04), LSU (5/15/92) & Tennessee (5/12/84)
Most At Bats, Series: 184, 1996
Most Runs, Game: 17 vs. Auburn (5/17/97)
Most Runs, Series: 33, 1997
Most Hits, Game: 19, vs. Alabama (5/25/02) & Auburn (5/17/97)
Most Hits, Series: 52, 1996 (5 games, 184 at bats)
Most Walks, Game: 11 vs. Auburn (5/17/97)
Most Walks, Series: 41, 1982
Most Doubles, Game: 6 vs. Auburn (5/17/97)
Most Doubles, Series: 11, 1997
Most Triples, Game: 2, 4x, last vs. LSU (5/21/00)
Most Triples, Series: 8, 1979
Most Home Runs, Game: 3 vs. Mississippi State (5/15/87)
Most Home Runs, Series: 6, 1996
Most RBI, Game: 15 vs. Auburn (5/17/97)
Most RBI, Series: 30, 1997
Most Total Bases, Game: 33 vs. Auburn (5/17/97)
Most Stolen Bases, Game: 6 vs. Ole Miss (5/14/77)
Most Stolen Bases, Series: 11, 2001

PITCHING INDIVIDUAL

Most Appearances, Series: 4, John Pricher, 1991
Most Appearances, Career: 6, Connor Falkenbach, 2002-05 & John Pricher, 1989-92
Most Games Started, Series: 2, Marc Valdes (1991), Rich Bombard (1982), Chuck Dale (1979), Ross Baumgarten (1977)
Most Games Started, Career: 4, Mark Valdes, 1990-93
Most Innings Pitched, Game: 9.1, Rob Bonanno vs. Georgia (5/19/94) & Jeff Gidcumb vs. Auburn (5/13/89)
Most Innings Pitched, Series: 18.0, Rich Bombard, 1982
Most Innings Pitched, Career: 27.0, Rich Bombard, 1981-82
Most Strikeouts, Game: 15, Rob Bonanno vs. Georgia (5/19/94)
Most Strikeouts, Series: 15, Rob Bonanno, 1994
Most Strikeouts, Career: 34, Rich Bombard, 1981-82
Most Wins, Series: 2, Rich Bombard, 1982
Most Wins, Career: 3, Rich Bombard, 1981-82
Most Saves, Series: 2, John Pricher, 1989-92
Most Saves, Career: 2, John Pricher, 1989-92
Fewest Hits Allowed, Game (9.0 IP): 3, Connor Falkenbach vs. Georgia (5/28/04)
Most Hits Allowed, Game: 13, Josh Fogg vs. Alabama (5/18/96), Marc Valdes vs. Kentucky (5/20/93) & Rich Bombard vs. Kentucky (5/18/91)
Most Hits Allowed, Series: 19, Rich Bombard, 1982
Most Hits Allowed, Career: 32, Rich Bombard (1981-82) & Mark Valdes (1990-93)
Most Earned Runs Allowed, Game: 10, Michael Gray vs. Alabama (5/16/97)
Most Earned Runs Allowed, Series: 10, Michael Gray, 1997
Most Earned Runs Allowed, Career: 16, Darren McClellan, 1993-95
Lowest ERA, Series (at least 6 IP): 0.00, Kyle Mullaney (6.0 IP, 2007); Connor Falkenbach (9.0 IP, 2004); Keith Ramsey (9.0 IP, 2002); Rob Bonanno (7.0 IP, 1992); Eugene Fischer (9.0 IP, 1984); John Stamper (6.2 IP, 1977)
Highest ERA, Series (at least 6 IP): 12.16, Jacob Roll, 1996
Least Walks Allowed, Series (at least 6 IP): 0, Bryan Augenstein (9.0 IP, 2007), Connor Falkenbach (9.0 IP, 2004), Nick Krsnich (9.0 IP, 1982) & Ross Baumgarten (17.1 IP, 1977)
Complete Games (23): Bryan Augenstein vs. Alabama (5/24/07); Connor Falkenbach vs. Georgia (5/28/04); Tommy Boss vs. Vanderbilt (5/27/04); Keith Ramsey vs. Mississippi State (5/24/02); Jimmy Ramshaw vs. Georgia (5/22/02); Matt McClendon vs. Auburn (5/17/97); Sergio Rodriguez vs. LSU (5/17/96); Rob Bonanno vs. Georgia (5/21/93); Jeff Gidcumb vs. Mississippi State (5/15/88); Ken Sebree vs. Kentucky (5/14/87); Jeff Fischer vs. LSU (5/11/85); Jeff Fischer vs. Tennessee (5/14/84); Russ Kibler vs. Alabama (5/11/84); Rich Bombard vs. Tennessee (5/17/82); Rich Bombard vs. Alabama (5/14/82); Nick Krsnich vs. Ole Miss (5/15/82); Rich Bombard vs. Kentucky (5/18/81); Randy O'Neal vs. Mississippi State (5/16/81); Larry Mikesell vs. Alabama (5/15/81); Larry Mikesell vs. Ole Miss (5/10/80); Kerry Kellogg vs. LSU (5/14/79); Pete Teixeira vs. Kentucky (5/13/79); Ross Baumgarten vs. Ole Miss (5/13/77)

TEAM

Most Innings Pitched, Game: 12.0 vs. LSU (5/15/92)
Most Innings Pitched, Series: 45.0, 1988, 1996 & 2002
Most Hits Allowed, Game: 20 vs. Georgia (5/14/89)
Least Hits Allowed, Game: 3, vs. Georgia (5/28/04) & LSU (5/15/92, 5/14/79)
Most Hits Allowed, Series: 53, 1996
Least Hits Allowed, Series: 18, 1987
Most Runs Allowed, Game: 16 vs. Georgia (5/14/89)
Least Runs Allowed, Game: 0 vs. Georgia (5/28/04), Mississippi State (5/24/02) & Auburn (5/13/92)
Most Strikeouts, Game: 15 vs. Georgia, (5/19/94)
Least Strikeouts, Game: 0 vs. Alabama, (5/15/82)
Most Strikeouts, Series: 40, 1992
Least Strikeouts, Series: 4, 1978
Most Walks Allowed, Game: 12, vs. LSU (5/17/92) & South Carolina (5/16/92)
Least Walks Allowed, Game: 0, vs. Alabama (5/24/07 & 5/25/02), Ole Miss (5/15/92 & 5/13/77), Auburn (5/13/92)
Most Walks Allowed, Series: 35, 1992
Most Wins, Series: 4, 1988 & 1991
Most Saves, Series: 3, 1991



Third baseman Jonathan Tucker stole four bases on his way to SEC All-Tournament honors in 2004.



Before Keith Ramsey's six-hit shutout against Mississippi State on May 24, 2002, the Gators had not blanked a foe at the SEC Tourney since topping Auburn, 2-0, in 1992.

GATORS IN THE NCAA TOURNAMENT



Reliever Connor Falkenbach let out a victory yell after Matt LaPorta recorded the final out of the 2005 NCAA Super Regional, sending the Gators to the College World Series for the first time in seven years.

HISTORY

NCAA Regional Appearances: 24
NCAA Regional Titles: 6
NCAA Regional Record: 54-38 (.587)
NCAA Super Regional Appearances: 2
NCAA Super Regional Record: 2-2 (.500)
College World Series Appearances: 5
College World Series Record: 8-11 (.421)
NCAA Tournament Record: 64-51 (.557)

COLLEGE WORLD SERIES

(Johnny Rosenblatt Stadium, Omaha, Neb.)

1988 (1-2, TIED FOR 5TH)

Wichita State	L	4-5
California	W	6-5
Arizona State	L	1-10

1991 (2-2, TIED FOR 3RD)

LSU	L	1-8
Florida State	W	5-0
Fresno State	W	2-1
LSU	L	8-19

1996 (2-2, TIED FOR 3RD)

Florida State	W	5-2
LSU	L	4-9
Florida State	W	6-3
LSU	L	1-2



Josh Fogg, who led the nation in ERA for most of the season, tied the Gators' single-season mark with his 13th save in the NCAA East Regional triumph over Monmouth on May 21, 1998.

1998 (0-2, TIED FOR 7TH)

Mississippi State	L	13-14
Southern California	L	10-12 (11)

2005 (3-3, SECOND)

Tennessee	W	6-4
Nebraska	W	7-4
Arizona State	L	1-6
Arizona State	W	6-3
Texas	L	2-4
Texas	L	2-6

1958 - NCAA DISTRICT III TOURNAMENT (GASTONIA, N.C.)

Clemson	W	8-6
Florida State	W	2-1
Clemson	L	14-15
Clemson	L	1-3

1960 - NCAA DISTRICT III TOURNAMENT (GASTONIA, N.C.)

The Citadel	L	2-4 (6)
Florida Southern	W	5-0 (6)
The Citadel	W	4-1
North Carolina	L	5-7

1962 - NCAA DISTRICT III TOURNAMENT (GASTONIA, N.C.)

Florida State	W	1-0
Wake Forest	L	1-7
Florida State	L	1-3 (5)

1977 - NCAA MIDEAST REGIONAL (4TH SEED, MINNEAPOLIS, MINN.)

Minnesota	L	0-7
Virginia Tech	W	9-4
Central Michigan	W	13-11
Minnesota	L	1-5

1979 - NCAA EAST REGIONAL (4TH SEED, TALLAHASSEE, FLA.)

Florida State	W	9-5
Arkansas	L	1-9
George Washington	W	12-7
Delaware	L	5-7

1981 - NCAA SOUTH REGIONAL (CORAL GABLES, FLA.)

Florida State	L	1-5
Missouri	W	7-3
Middle Tennessee State	W	7-4 (10)
Florida State	W	5-4
Miami (Fla.)	L	6-8

1982 - NCAA ATLANTIC REGIONAL (CORAL GABLES, FLA.)

USF	L	0-8
Stetson	L	4-5

1984 - NCAA SOUTH I REGIONAL (2ND SEED, TALLAHASSEE, FLA.)

Miami (Fla.)	L	5-6
South Alabama	L	4-7

1985 - NCAA ATLANTIC REGIONAL (2ND SEED, CORAL GABLES, FLA.)

Virginia	L	1-14
Princeton	W	14-4
Virginia	W	15-2
Miami (Fla.)	W	8-1
Miami (Fla.)	L	9-12

1988 - NCAA EAST REGIONAL (1ST SEED, TALLAHASSEE, FLA.)

George Mason	W	7-0
N.C. State	L	3-13
Tulane	W	9-5
Florida State	W	9-3
Stetson	W	8-0

1989 - NCAA EAST REGIONAL (2ND SEED, GAINESVILLE, FLA.)

East Carolina	W	11-6
UCF	L	7-10
Miami (Fla.)	L	1-9

1991 - NCAA EAST REGIONAL (1ST SEED, GAINESVILLE, FLA.)

Furman	W	2-0
Jacksonville	W	3-0
N.C. State	W	9-4
N.C. State	W	3-2 (10)

1992 - NCAA EAST REGIONAL (1ST SEED, GAINESVILLE, FLA.)

Rider	W	6-1
California	L	3-4 (10)
Texas A&M	L	5-6

1994 - NCAA ATLANTIC I REGIONAL (2ND SEED, CORAL GABLES, FLA.)

West Virginia	W	8-7
Minnesota	L	2-12
West Virginia	W	12-8
Minnesota	W	4-1
Miami (Fla.)	L	6-10

1996 - NCAA EAST REGIONAL (1ST SEED, GAINESVILLE, FLA.)

Bucknell	W	7-0
N.C. State	W	12-9
USF	W	6-4 (13)
Massachusetts	W	12-2

1997 - NCAA ATLANTIC REGIONAL (2ND SEED, CORAL GABLES, FLA.)

St. John's	W	4-3
Arizona State	L	2-3
Richmond	W	16-2
Miami (Fla.)	L	5-6 (11)

1998 - NCAA SOUTH I REGIONAL (1ST SEED, GAINESVILLE, FLA.)

Monmouth	W	12-8
Baylor	L	5-10
Richmond	W	15-3
Wake Forest	W	12-9
Illinois	W	7-6 (11)

2000 - NCAA WACO REGIONAL (2ND SEED, WACO, TEXAS)

San Jose State	L	1-4
Baylor	W	10-1
Texas State	W	14-0
San Jose State	W	8-7
San Jose State	L	1-3

2001 - NCAA CORAL GABLES REGIONAL (2ND SEED, CORAL GABLES, FLA.)

Stetson	W	9-8
Miami (Fla.)	L	2-6
Stetson	L	3-6

2002 - NCAA GAINESVILLE REGIONAL (1ST SEED, GAINESVILLE, FLA.)

Bethune-Cookman	W	13-1
Miami (Fla.)	L	2-7
Bethune-Cookman	W	21-10
Miami (Fla.)	W	11-10 (10)
Miami (Fla.)	L	7-8

2003 - NCAA CORAL GABLES REGIONAL (3RD SEED, CORAL GABLES, FLA.)

Florida Atlantic	L	3-4
Bethune-Cookman	W	8-6
Florida Atlantic	W	22-14
Miami (Fla.)	W	15-5
Miami (Fla.)	L	10-13

2004 - NCAA OKLAHOMA CITY REGIONAL (1ST SEED, OKLAHOMA CITY, OKLA.)

Central Connecticut	W	12-1
UCLA	W	4-3
UCLA	W	11-0



Mario Garza batted a scorching .737 (14-of-19) with 12 RBI and scored 12 runs in leading the Gators to the championship game of the 2003 NCAA Coral Gables Regional.



GATORS IN THE NCAA TOURNAMENT



On his way to All-SEC, All-South Region and All-SEC Tourney honors, third baseman Pat Osborn led the league with a .414 batting average and helped the Gators reach the 2002 NCAA Gainesville Regional championship game.

Middle Tennessee State (1981)	1-0
Minnesota (1994)	1-3
Missouri (1981)	1-0
Monmouth (1998)	1-0
North Carolina (2005)	1-1
N.C. State (1996)	3-1
Notre Dame (2005)	1-0
Princeton (1985)	1-0
Richmond (1998)	2-0
Rider (1992)	1-0
St. John's (1997)	1-0
San Jose State (2000)	1-2
Stetson (2005)	3-2
South Alabama (1984)	0-1
USF (1996)	1-1
Texas A&M (1992)	0-1
Texas State (2000)	1-0
Tulane (2008)	1-1
UCLA (2004)	2-0
Virginia (1985)	1-1
Virginia Tech (1977)	1-0
Wake Forest (1998)	1-1
West Virginia (1994)	2-0



Mark Kiger hit .403 and led UF in hits (104), runs (90), walks (60) and on-base percentage (.522) during an All-American campaign in 2003.

FLORIDA VERSUS NCAA SUPER REGIONAL OPPONENTS

Opponent (Last Meeting)	W-L
Florida State (2005)	2-0
Miami (Fla.) (2004)	0-2

FLORIDA VERSUS CWS OPPONENTS

Opponent (Last Meeting)	W-L
Arizona State (1988)	1-2
California (1988)	1-0
Florida State (1996)	3-0
Fresno State (1991)	1-0
LSU (1996)	0-4
Mississippi State (1998)	0-1
Nebraska (2005)	1-0
Southern California (1998)	0-1
Tennessee (2005)	1-0
Texas (2005)	0-2
Wichita State (1988)	0-1



John Pricher made four appearances and collected two saves during the Gators' 4-0 performance at the 1991 SEC Tournament, setting the stage for UF's perfect showing at the NCAA East Regional en route to Omaha.

2004 – NCAA SUPER REGIONAL (CORAL GABLES, FLA.)

Miami (Fla.)	L	7-8
Miami (Fla.)	L	1-3

2005 – NCAA GAINESVILLE REGIONAL (1ST SEED, GAINESVILLE, FLA.)

Stetson	W	8-3
North Carolina	W	5-2
Notre Dame	W	23-3

2005 – NCAA SUPER REGIONAL (GAINESVILLE, FLA.)

Florida State	W	8-1
Florida State	W	8-5

2008 – NCAA TALLAHASSEE REGIONAL (2ND SEED, TALLAHASSEE, FLA.)

Tulane	L	4-7
Florida State	L	11-17

FLORIDA VERSUS NCAA REGIONAL OPPONENTS

Opponent (Last Meeting)	W-L
Arizona State (1997)	0-1
Arkansas (1979)	0-1
Baylor (2000)	1-1
Bethune-Cookman (2003)	3-0
Bucknell (1996)	1-0
California (1992)	0-1
Central Connecticut (2004)	1-0
UCF (1989)	0-1
Central Michigan (1977)	1-0
The Citadel (1960)	1-1
Clemson (1958)	1-2
Delaware (1979)	0-1



Southpaw John Kaufman notched a couple of wins at the 1996 NCAA East Regional captured by the Gators and later defeated Florida State in UF's opening contest at Rosenblatt Stadium.

East Carolina (1989)	1-0
Florida Atlantic (2003)	1-1
Florida State (2008)	5-3
Florida Southern (1960)	1-0
Furman (1991)	1-0
George Mason (1988)	1-0
George Washington (1979)	1-0
Illinois (1998)	1-0
Jacksonville (1991)	1-0
Massachusetts (1996)	1-0
Miami (Fla.) (2002)	3-10



Playing a key role in the Gators' run to their first-ever College World Series appearance, Jeff Gidcumb was voted the Most Outstanding Player of the 1988 East Regional in Tallahassee, Fla.



BATTING INDIVIDUAL

Most At-Bats, Game: 7, Scott Ruskin vs. Princeton (5/26/85)
Most At-Bats, Series: 28, Mark Ellis, 1998 Regional
Most At-Bats, Career: 91, Jeff Corsaletti, 2002-05
Most Runs, Game: 6, Adam Davis vs. Notre Dame (6/5/05) & Mario Garza vs. Florida Atlantic (5/31/03)
Most Runs, Series: 12, Mario Garza, 2003 Regional
Most Runs, Career: 26, Brad Wilkerson, 1996-98
Most Hits, Game: 5, 4x, last by Mario Garza vs. Florida Atlantic (5/31/03)
Most Hits, Series: 14, Mark Ellis, 1998 Regional & Mario Garza, 2003 Regional
Most Hits, Career: 31, Mark Ellis, 1996-98
Most Walks, Game: 3, 4x since 1989, last by Jeff Corsaletti vs. Tennessee (6/17/05)
Most Walks, Series: 9, Brad Wilkerson, 1998 Regional
Most Walks, Career: 27, Brad Wilkerson, 1996-98
Most Doubles, Game: 3, Jeff Corsaletti vs. Nebraska (6/19/05)
Most Doubles, Series: 3, 9x, last by Jeff Corsaletti, 2005 College World Series
Most Doubles, Career: 6, Jeff Corsaletti, 2002-05 & Justin Tordi, 2003-05
Most Triples, Game: 1, 16x, last by Bryson Barber vs. Notre Dame (6/5/05)
Most Triples, Series: 1, 16x, last by Bryson Barber, 2005 Regional
Most Home Runs, Game: 2, 8x, last by Mario Garza & Brian Rose vs. Florida Atlantic, (5/31/03)
Most Home Runs, Series: 4, Mario Garza & Brian Rose, 2003 Regional
Most Home Runs, Career: 7, Mario Linares, 1988-91
Most RBI, Game: 7, Brian Rose vs. Florida Atlantic (5/31/03) & Charles Smith vs. Clemson (6/9/58 - Game 1)
Most RBI, Series: 15, Pat Osborn, 2002 Regional
Most RBI, Career: 25, Mario Linares, 1988-91
Most Stolen Bases, Game: 4, David Eckstein vs. N.C. State (5/24/96)
Most Stolen Bases, Series: 4, David Eckstein, 1996 Regional
Most Stolen Bases, Career: 6, David Eckstein, 1994-97

TEAM

Most At-Bats, Game: 49 vs. Southern California (6/1/98)
Most Runs, Game: 23 vs. Notre Dame (6/5/05)
Most Runs, Series: 58, 2003 Regional
Most Hits, Game: 22 vs. Florida Atlantic (5/31/03)
Most Hits, Series: 70, 2003 Regional
Highest Batting Average, Series: .374 (70-for-187), 2003 Regional
Most Walks, Game: 14 vs. Central Michigan (5/28/77)
Most Walks, Series: 30, 1998 Regional
Most Strikeouts, Game: 17 vs. Clemson (6/9/58)
Most Strikeouts, Series: 41, 2005 College World Series
Most Doubles, Game: 6 vs. Wichita State (6/3/88)
Most Doubles, Series: 13, 1988 Regional
Most Triples, Game: 2, twice, last vs. Florida State (5/23/81)
Most Triples, Series: 3, 1981 Regional
Most Home Runs, Game: 5 vs. Florida Atlantic (5/31/03)
Most Home Runs, Series: 14, 2003 Regional
Most RBI, Game: 22 vs. Florida Atlantic (5/31/03)
Most RBI, Series: 56, 2003 Regional
**Walks and Strikeouts since 1989*



After hitting .500 with 10 RBI and three home runs when he was the Most Outstanding Player of the 1998 NCAA South Regional, Mark Ellis added four more hits and a game-tying blast versus eventual national champion Southern Cal at the CWS.



After deciding to remain in school for his senior season, Jeff Corsaletti responded with career highs in batting average (.358), RBI (53) and home runs (10) on his way to All-SEC, All-South Region and All-America recognition.

PITCHING INDIVIDUAL

Most Appearances, Series: 4, Connor Falkenbach & Darren O'Day, 2005 College World Series
Most Appearances, Career: 12, Connor Falkenbach, 2002-05
Most Games Started, Series: 2, 11x, last by Bryan Ball & Alan Horne, 2005 College World Series
Most Games Started, Career: 5, Tommy Boss, 2002-05, Tommy Bond, 1996-98 & Jeff Gidcumb, 1988-89
Most Innings Pitched, Series: 18.0, John Kaufman, 1996 Regional
Most Innings Pitched, Career: 45.0, Tommy Boss, 2002-05
Most Innings Pitched, Game: 10.0, Rich Bombard vs. Middle Tennessee State (5/23/81)
Most Strikeouts, Series: 18, Josh Fogg, 1998 Regional
Most Strikeouts, Career: 33, John Burke, 1991-92
Most Strikeouts, Game: 14, John Burke vs. Furman (5/23/91)
Most Wins, Series: 2, four players, Jeff Gidcumb (1988), John Kaufman (1996 Regional), Brad Wilkerson (1996 Regional), Keith Ramsey (2002 Regional)
Most Wins, Career: 4, Tommy Boss, 2002-05
Most Saves, Series: 1, by 13 players 20x, last by Darren O'Day, 2005 College World Series
Most Saves, Career: 3, Connor Falkenbach, 2002-05 & Jamie McAndrew, 1988-89
Complete Games (23): Tommy Boss (2 in 2005, 1 in 2004); Connor Falkenbach, 2004; Justin Hoyman, 2003; Jeff Cardozo, 2000; Tommy Bond, 1997 & 1998; John Kaufman, (2 in 1996); John Burke, 1991; Marc Valdes (2 in 1991); Steve Rosenberg, 1985; Jeff Fischer, 1985; Rich Bombard (10 inn.), 1981; Randy O'Neal, 1981; Mike Grant, 1979; Chuck Dale, 1979; Ron Crum, 1977; Jerry Nicholson (8 inn.), 1962; C.W. Price, 1962; Don McCreary, 1960 (6 inn.); Ray Oestricher, 1958

TEAM

Most Innings Pitched, Game: 13.0 vs. USF (5/25/96)
Most Innings Pitched, Series: 52.0, 2005 College World Series
Most Hits Allowed, Game: 25 vs. Florida State (5/31/08)
Least Hits Allowed, Game: 0 vs. Furman (5/23/1991)
Most Runs, Game: 19 vs. LSU (6/5/91)
Most Earned Runs Allowed, Game: 17 vs. Florida State (5/31/08)
Lowest ERA, Series: 1.22 (3 earned runs in 22 IP), 1962
Most Strikeouts, Game: 14 vs. Wake Forest (5/23/98) & Furman, (5/23/91)
Most Strikeouts, Series: 39, 1991 Regional
Least Strikeouts, Game: 1 vs. Arizona State (6/22/05) & North Carolina (5/27/88)
Most Walks, Game: 11 vs. Clemson (6/5/58)
Least Walks, Game: 0, vs. Massachusetts (5/26/96), USF (5/28/82) & Virginia Tech (5/28/77)



Right-hander Alan Horne punctuated his final appearance at McKethan Stadium with eight strikeouts over 8.1 innings to defeat Florida State in game two of the NCAA Super Regional to clinch a berth in the 2005 College World Series.



COLLEGE WORLD SERIES TEAMS - 1988 & 1991



1988

The 1988 Florida squad moved into the national spotlight by advancing to the College World Series for the first time in school history. A historic season for the Gator Baseball program included the 1988 SEC regular-season and tournament titles, the NCAA East Regional Crown, the first College World Series appearance in school history and a final national ranking of sixth by Collegiate Baseball.

"There's no way we're going to be satisfied with just the SEC Championship each year," stated UF coach Joe Arnold, who picked up his 500th career win and earned SEC Coach of the Year honors during the season.

The Gators, who were picked sixth in the SEC preseason coaches' poll, did not achieve success in the 1988 season without a few setbacks. Arnold's club lost its SEC Tourney opener to Georgia, 8-3, but then reeled off four-straight victories in three days, never allowing more than three runs in a game. The Gators battled back from the consolation bracket at the SEC Tournament to upend host Mississippi State twice to take home the championship. After dropping its NCAA Regional opener in Tallahassee, UF rebounded to post four wins in a row, knocking off host Florida State along the way, to seize the coveted NCAA East Regional trophy.

Florida established a school record with 48 wins against a schedule rated as the second-toughest in college baseball, including 31 games against nationally-ranked opponents. In fact, the Gators re-wrote the record books, as they totaled 25 victories against SEC competition, combining the regular-season and league tourney contests.

GATORS AT A GLANCE

Overall: 48-19-1

SEC Record (Finish): 21-6 (1st)

Postseason: 4-1 at SEC Tourney, 4-1 at NCAA East Regional, 1-2 at NCAA College World Series

Final Rankings: 6th in College Baseball, 7th in Baseball America

1988 ROSTER

Brent Addison	INF
Ned Brigham	OF
Pat Chesley	C
Steve Coley	1B/DH
Tim Cox	RHP
Jerry Creamer	LHP
Todd Douma	LHP
Tommy Edwards	2B
Jose Fernandez	C
Joe Gaspard	RHP
Jeff Gidcumb	RHP
Ken Hagan	OF/INF
Tyson Johnson	RHP
Joe Klancnik	RHP
Mario Linares	C/INF/OF
Jamie McAndrew	RHP
Mark McAninch	C/INF
Julio Mendez	SS
Mike Moberg	OF
Jim Nahas	RHP
Tim Oxley	RHP/DH/OF/1B
Mike Parks	RHP
Herbert Perry	INF/RHP
Brian Reimsnyder	OF
Ted Rich	INF
Allen Rutledge	3B
Steve Toister	LHP
Johnny Wiggs	LHP
Steve Zerr	OF

Head Coach: Joe Arnold

Assistant Coaches: Doug Corbett, Dave Howard, Ben Hayes

1991

1991 proved to be a campaign to remember, as the Gators bounced all the way back from a disappointing 29-30 showing the previous year in which they failed to make the postseason. Florida notched a school-record 51 wins, appeared in the school's second College World Series and registered a program-best third-place national finish. Entering the year, head coach Joe Arnold had high hopes for an improved performance. Arnold knew it, the team knew it and the fans knew it. Few people, however, could have predicted just how good things would be for the Gators in 1991.

Boasting solid pitching and timely hitting, the Gators powered their way to the SEC Tournament title with a 4-0 mark. Florida capped a near-flawless four-day run in Baton Rouge, La., by defeating top-seeded LSU, 8-4, for its fifth championship at the event.

Hosting the NCAA East Regional, the Gators returned to the friendly confines of McKethan Stadium at Perry Field as the number one seed. The Orange and Blue did not disappoint the home crowd either, going 4-0 to snag the Regional hardware. Right-hander John Burke twirled UF's first no-hitter in 13 years and Brent Killen belted a home run in the bottom of the ninth to nip Furman in the first round, 2-0. In game two, Marc Valdes tossed a 3-0 shutout against Jacksonville to keep the Gators in the winner's bracket. Consecutive triumphs over N.C. State, including a 3-2, 10-inning decision in the final, punched the ticket to Omaha.

At the College World Series, Florida eliminated top-seeded Florida State en route to a third-place finish. When all was said and done, the 1991 squad was recognized as one of the greatest in UF baseball history. Finishing 51-21 overall, the Gators were 16-8 during the SEC regular season and registered an eight-game winning streak spanning the SEC and NCAA Regional Tournaments to leave their own imprint of success on the program.

GATORS AT A GLANCE

Overall: 51-21

SEC Record (Finish): 16-8 (2nd)

Postseason: 4-0 at SEC Tourney, 4-0 at NCAA East Regional, 2-2 at NCAA College World Series

Final Rankings: 3rd in Baseball America, 4th in Collegiate Baseball

1991 ROSTER

Jason Beaird	INF
Jimmy Bell	C
Doug Brennan	LHP
Rick Britton	OF
John Burke	RHP
Bo Camposano	OF
Cord Corbitt	LHP
Palmer Knight	1B
Mario Linares	C
Dave Majeski	OF
Scott Monk	RHP
Herbert Perry	3B/1B
John Pricher	RHP
Ted Rich	INF
Joe Russo	3B
Brent Stuart	RHP
David Valdes	2B
Rob Bonanno	RHP
Brian Duva	OF
Brent Killen	1B
Eddie MacDonald	INF
Nick McClellan	RHP
Ken Mercer	C
Min Park	RHP
Kevin Polcovich	SS
Brian Purvis	OF
Ron Scott	LHP
Joe Spellman	LHP
Marc Valdes	RHP

Head Coach: Joe Arnold

Assistant Coaches: Dave Howard, Scott Lovekamp, Tim Touma

COLLEGE WORLD SERIES TEAMS - 1996 & 1998



1996

The 1996 season was an eventful one for the Gators and was highlighted by the team's third appearance at the College World Series. Florida made the journey to Johnny Rosenblatt Stadium with a squad that returned just two players from its 25-man roster during the 1995 campaign. Head coach Andy Lopez's youthful contingent, sporting 19 freshmen among its 26 newcomers, entered the season out of the national polls. Unfazed, Florida set 33 offensive school records in 1996, produced 50 victories and claimed a share of the SEC regular-season title. Nicknamed the "Comeback Kids" after racking up 25 come-from-behind victories, the club overcame four-run deficits six times during the year.

The Gators won the SEC Eastern Division for the first time since 1992, split the SEC regular-season crown with Alabama and LSU and were the runner-up at the SEC Tournament. Florida made its 15th NCAA Tournament appearance in school history and hosted a Regional for the fourth time since 1989. UF cruised to a 7-0 shutout against Bucknell in its opener before turning back N.C. State, 12-9, in game two. The Gators stunned South Florida on Chuck Hazzard's solo shot in the 13th inning to advance to the regional championship game. Nursing a tenuous 3-2 lead, Florida sealed its spot in Omaha by exploding for nine runs in the bottom of the eighth inning during a 12-2 win over Massachusetts.

In its first action at the 1996 College World Series, Florida was staring defeat in the face before outfielder Brad Wilkerson cranked a grand slam to defeat Florida State, 5-2. Relegated to the consolation bracket following a 9-4 setback to LSU, designated hitter Chuck Hazzard blasted a pair of home runs and the Gators used the strong pitching of Tommy Bond to defeat Florida State, 6-3, for the second time in four days and oust the Seminoles. Next up for Lopez's charges was a rematch with LSU, a team that the Gators handled four-straight times during the regular season. However, it was the Bayou Bengals who would take a 2-1 decision on their way to the national championship.

GATORS AT A GLANCE

Overall: 50-18
SEC Record (Finish): 20-10 (1st)
Postseason: 3-2 at SEC Tourney, 4-0 at NCAA East Regional, 2-2 at NCAA College World Series
Final Rankings: 3rd in Baseball America, Baseball Weekly & Collegiate Baseball

1996 ROSTER

Ron Ackerman	OF
Nick Alvarez	C/3B
Travis Andre	INF
Charles Aulet	RHP
Tommy Bond	RHP
Thomas Brewer	RHP
Eric Castaldo	C
Chris Chism	OF
Mario Diaz	OF
Matt Duncan	3B
David Eckstein	2B
Rick Eckstein	INF/OF
Mark Ellis	INF
Ward Entrekin	INF/OF
Josh Fogg	RHP
Mike Floyd	OF
Neril Griffith	OF
Brian Haught	INF/OF
Chuck Hazzard	OF/DH
Greg Hillengas	RHP/OF
Jeff Jackson	RHP
Todd Johannes	C
John Kaufman	LHP
Chris Knollin	RHP
Octavio Medina	C
Brian Ogle	OF
Matt Parker	RHP
Dock Pollard	OF
Paul Rigdon	RHP
Sergio Rodriguez	LHP
Jacob Roll	RHP
Shane Seroyer	C
Freddie Smith	OF
John Tamargo	SS
Sean Walsh	OF
Danny Wheeler	RHP

Head Coach: Andy Lopez

Assistant Coaches: Gary Henderson, Steve Kling, Eric Ekdahl

1998

Florida captured the 1998 Southeastern Conference regular-season title and advanced to the College World Series for the second time in three years while producing its best offensive season in school history. The Gators established three new standards and seven players hit 10 or more home runs during the season. UF's 41 regular-season wins tied a school record accomplished three previous times (1981, 1991 and 1996) and its 21 SEC victories matched the 1985 squad for most league wins. In addition, Florida won the outright conference title for the first time since 1988.

Florida entered its own NCAA Regional as the top seed and was the prohibitive favorite to advance from the six-team regional into the College World Series. UF entered the event with a 31-4 home record and had strung together a school-record 18 consecutive wins at McKethan Stadium earlier in the season.

The Gators took advantage of a boisterous home crowd and survived a scare from sixth-seeded Monmouth in the opening tilt to grab a 12-8 win on Mark Ellis' three-run double in the eighth. In its second outing, Florida tallied nine runs during the first two innings to overwhelm Richmond, 15-3. The day wasn't over for the Gators, as they were set to face Wake Forest, the only other undefeated team in the Regional, later in the day. Faced with a thin pitching staff, UF coach Andy Lopez used closer Josh Fogg for six-plus innings. The All-American entered the contest with two outs in the first and kept his squad on track for a 12-9 victory over the Demon Deacons.

With a CWS berth on the line, Florida advanced to Omaha with a 7-6 come-from-behind win over Illinois. The Gators rallied three times, from deficits of 2-0 (6th), 5-4 (8th) and 6-5 (11th), in front of a McKethan Stadium record crowd of 5,150 fans. Derek Nicholson's bases-loaded single in the bottom of the 11th triggered a massive celebration and sent the crowd into a state of delirium.

Florida entered the College World Series as the top seed for the first time in school history, bettering the previous high seed of No. 2 in 1996. SEC rival Mississippi State pulled off a 14-13 upset in the first game, sending the Gators into the elimination round. Although it held a 4-3 record in CWS do-or-die games and had taken its last three such affairs, UF saw its season end with a 12-10 loss to Southern California in 12 innings.

GATORS AT A GLANCE

Overall: 46-18
SEC Record (Finish): 21-8 (1st)
Postseason: 1-2 at SEC Tourney, 4-1 at NCAA South I Regional, 0-2 at NCAA College World Series
Final Rankings: 5th in Baseball America, 7th in Collegiate Baseball & Baseball Weekly

1998 ROSTER

Travis Andre	INF	Ty Martin	INF
Tommy Bond	RHP	Matt McClendon	RHP
Keith Brice	RHP	Stuart McFarland	LHP
Josh Canales	INF	Pete McKinney	INF
Jeff Cardozo	RHP	Dan Mooney	C
Greg Catalanotte	OF	Derek Nicholson	OF
Kevin Coleman	RHP	Alan Rhine	INF
Jason Dill	1B/OF	Banks Robinson	INF
Dwight Edge	OF	Sergio Rodrigues	LHP
Mark Ellis	INF	Tommy Rose	RHP
Mike Floyd	OF	David Ross	C
Josh Fogg	RHP	Shane Seroyer	OF
Ryan Gleichowski	LHP	Matt Siegel	INF
Michael Gray	RHP	Casey Smith	OF
Ben Grezlovski	RHP	Randy Sterling	RHP
Brian Haught	OF	K.O. Wiegandt	RHP
Chuck Hazzard	1B/DH	Brad Wilkerson	1B/P/OF
Matt Heath	C	Spencer Williams	OF
Dan Heard	OF	Taylor Wood	INF
Todd Johannes	C		
Tim Johnson	INF		
Kevin Keen	RHP		

Head Coach: Andy Lopez

Assistant Coaches: Gary Henderson, Steve Kling, Rick Eckstein



COLLEGE WORLD SERIES TEAMS - 2005



2005

With his club returning 18 letterwinners, including six position starters and eight pitchers, from a team that had earned the program's first NCAA Super Regional appearance, there was a heightened sense of optimism for fourth-year head coach Pat McMahon heading into the 2005 campaign. Voted third in the Eastern Division preseason poll by the SEC coaches and ranked 22nd according to Collegiate Baseball, the Gators surprised the prognosticators by earning their first league crown and later clinching a trip to Omaha for the first time since 1998.

Battling Tennessee down to the final weekend of the regular season, the Gators used a three-game sweep at Vanderbilt to nail down both the Eastern Division and overall SEC hardware, a double it had not turned in seven years. Seeded first at the SEC Tournament in Hoover, Ala., UF rallied for a pair of wins over Arkansas (9-8) and Ole Miss (10-7) to remain in the winner's bracket. However, the Rebels came out ahead in the next two matchups to deny McMahon's team a chance at its first appearance in the final since 2000.

Rewarded with the seventh seed in the 64-team NCAA Tournament field, Florida hosted a Regional in Gainesville for the first time since 2002 and the seventh time in the program's existence. The Gators did not disappoint the home crowd, dispatching Stetson (8-3), North Carolina (5-2) and Notre Dame (23-3). Facing in-state rival Florida State in the Super Regional with a berth to the College World Series on the line, fan interest reached a fever pitch and resulted in the two biggest postseason crowds at McKethan Stadium.

Behind a complete-game gem from right-hander Tommy Boss, as well as consecutive home runs in the fifth inning by Brian Jeroloman, Brandon McArthur and Brian Leclerc, the Gators cruised to an 8-1 win to take the opener. In front of a McKethan Stadium record crowd of 5,698 fans the next night, UF used a four-run first inning and 8.1 innings from Alan Horne to defeat the Seminoles, 8-5.

Making their first journey to Johnny Rosenblatt Stadium since '98, Florida held off SEC rival Tennessee to begin the CWS, 6-4. Facing home state favorite Nebraska before a crowd of 26,813 fans, the second-highest attendance in the event's history, the Gators jumped out to a 2-0 lead in the top of the first inning on a two-run homer by Adam Davis and posted a 7-4 win.

Needing one win to advance to the best-of-three championship series, the Gators were stymied by Arizona State, 6-1. However, Florida overcame a 3-0 deficit to the Sun Devils the next day with six unanswered runs to set up a date with Texas. A two-run shot by Leclerc in the fourth frame narrowed the gap to 3-2 and Adam Davis connected on a three-run bomb the next inning to put UF on top to stay. Boss continued his excellence in the month of June with 5.2 innings of scoreless ball after Horne suffered an injury, raising his postseason mark to 3-0.

Becoming the first SEC program to participate in the CWS Championship Series, Florida's dreams of a national title were dashed by Texas, 4-2 and 6-2. The Longhorns were unbeaten in Omaha on the way to their sixth NCAA title and second in the last four seasons.



Shown outside of Rosenblatt Stadium before the 2005 NCAA College World Series, the Gators made their mark as the most successful Florida baseball team in school history.

GATORS AT A GLANCE

Overall: 48-23

SEC Record (Finish): 20-10 (1st)

Postseason: 2-2 at SEC Tourney, 3-0 at NCAA Gainesville Regional, 2-0 at NCAA Gainesville Super Regional, 3-3 at NCAA College World Series (Runner-Up)

Final Rankings: 2nd in Baseball America, Collegiate Baseball & Sports Weekly/ESPN

2005 ROSTER

Bryan Augenstein	RHP
Bryan Ball	RHP
Bryson Barber	C/INF
Stephen Barton	INF/OF
Carson Bassett	C
Brett Bentley	C/1B
Tommy Boss	RHP
Michael Branham	RHP
Daniel Brooks	INF/OF
Jeff Corsaletti	OF
Adam Davis	INF
Andy Davis	INF
Gavin Dickey	OF
Josh Edmondson	RHP
Connor Falkenbach	RHP
Teddy Foster	C
Matt Fuchs	RHP
Matt Gaski	INF
Nate Helms	RHP
Matt Hightower	LHP
Alan Horne	RHP
David Hurst	LHP
Brian Jeroloman	C
Jared Kubin	INF/OF
Matt LaPorta	INF/C
Brian Leclerc	OF
Stephen Locke	LHP
Christian Madson	RHP
Brandon McArthur	INF
Darren O'Day	RHP
Mike Pete	LHP
Steven Porter	LHP
Greg Quatrino	C
Bo Smith	OF
Seth Steinhauer	INF/OF
Justin Tordi	INF
Chris Woods	OF
Tommy Wynn	RHP

Head Coach: Pat McMahon

Assistant Coaches: Ross Jones, Tim Parenton, Brian Fleetwood



The Gators spent a memorable two weeks in Omaha that they will never forget.

GATORS ON DRAFT DAY



Year	Player	Pos.	Team	Round	Phase	Year	Player	Pos.	Team	Round	Phase	Year	Player	Pos.	Team	Round	Phase
1965	Charles Casey	RHP	Kansas City A's	15	June Regular	1985	Scott Ruskin*	OF/LHP	Cleveland Indians	3	June Regular	1988	Joe Klancnik	RHP	Montreal Expos	10	June Regular
1966	Adrian Zabala*	RHP	Los Angeles Dodgers	58	June Regular		Scott Lusader	OF	Detroit Tigers	6	June Regular		Julio Mendez	SS	St. Louis Cardinals	18	June Regular
	Kelly Prior*	RHP	New York Yankees	59	June Regular		Jeff Fischer	RHP	Montreal Expos	7	June Regular		Brian Reimsnyder	OF	New York Yankees	47	June Regular
1967	Kelly Prior*	RHP	Kansas City A's	8	Jan. Secondary		Chris Lombardozi	SS	New York Yankees	9	June Regular		Jose Fernandez*	C	Kansas City Royals	48	June Regular
	Kelly Prior	RHP	Kansas City A's	8	June Secondary		Mike Stanley	1B	Texas Rangers	16	June Regular	1989	Jamie McAndrew	RHP	Los Angeles Dodgers	1	June Regular
	Adrian Zabala	RHP	Cleveland Indians	10	Jan. Secondary		Stan Fascher	RHP	Houston Astros	24	June Regular		Jeff Gidcumb	RHP	San Francisco Giants	13	June Regular
1968	Glen Pickren*	RHP	Washington Senators	2	June Secondary		David Lee	RHP	Chicago White Sox	25	June Regular		Jose Fernandez	C	St. Louis Cardinals	14	June Regular
	Nicholas Nicosia	OF	Minnesota Twins	32	June Regular	1986	Scott Ruskin	OF	Montreal Expos	1	Jan. Secondary		Todd McCray*	RHP	Oakland Athletics	27	June Regular
1969	Glen Pickren	RHP	Baltimore Orioles	10	Jan. Secondary		Steve Rosenberg	LHP	New York Yankees	4	June Regular		Johnny Wiggs	LHP	Seattle Mariners	--	Free Agent
	Richard Trapp	SS	Kansas City Royals	12	Jan. Secondary		Scott Clemons	INF	Montreal Expos	14	June Regular	1990	Todd Douma	RHP	New York Mets	14	June Regular
1970	Gus McTheny	OF/C	Milwaukee Brewers	3	Jan. Regular		Daryl Boyd	RHP	Pittsburgh Pirates	27	June Regular		Todd McCray	RHP	California Angels	17	June Regular
	Thomas Seybold*	LHP	Baltimore Orioles	28	June Regular		Tim Touma	2B	Montreal Expos	--	Free Agent		Billy Minnis	2B	California Angels	--	Free Agent
1971	Thomas Seybold	LHP	Baltimore Orioles	6	Jan. Secondary		Rodney Brewer	1B/OF	St. Louis Cardinals	5	June Regular		Mike Moberg	OF	Montreal Expos	--	Free Agent
1974	John Fuller	C	Cincinnati Reds	26	June Regular	1987	Ken Seabree	RHP	St. Louis Cardinals	13	June Regular	1991	John Burke*	RHP	Houston Astros	1	June Regular
1975	David Bowden	SS	Detroit Tigers	22	June Regular		Mike Parks	RHP	Los Angeles Dodgers	22	June Regular		Herbert Perry	3B	Cleveland Indians	3	June Regular
1977	Roger Holt	SS	New York Yankees	4	June Regular		Joey Fernandez	OF	St. Louis Cardinals	26	June Regular		Mario Linares	C	Houston Astros	18	June Regular
	Joseph Ward	OF	San Francisco Giants	19	June Regular		Ed Shea	C	Pittsburgh Pirates	29	June Regular		Cord Corbitt	LHP	San Diego Padres	--	Free Agent
	Ross Baumgarten	LHP	Chicago White Sox	20	June Regular							1992	John Burke	RHP	Colorado Rockies	1	June Regular
1978	Jim Watkins*	C	Atlanta Braves	1	June Secondary								John Pricher	RHP	California Angels	22	June Regular
	Craig Pippin	RHP	Kansas City Royals	30	June Regular								Kevin Polcovich	SS	Pittsburgh Pirates	30	June Regular
1979	Marc Sullivan	C	Boston Red Sox	2	June Regular								Ted Rich	2B	Chicago White Sox	32	June Regular
	Jim Watkins	OF	Boston Red Sox	5	June Regular								Dave Majeski	OF	Cleveland Indians	34	June Regular
	Charles Sandberg	1B	Boston Red Sox	9	June Regular								Brent Killen	1B	Detroit Tigers	--	Free Agent
	Rob Teegarden	OF	New York Yankees	17	June Regular								Brian Purvis	OF	Houston Astros	--	Free Agent
	Pete Teixeira	RHP	Atlanta Braves	19	June Regular												
	Larry Hall	SS	Chicago White Sox	21	June Regular												
1980	David Banes	3B	New York Yankees	16	June Regular												
1981	Rob Murphy	LHP	Cincinnati Reds	1	Jan. Secondary												
	Randy O'Neal	RHP	Detroit Tigers	1	June Secondary												
	Dave Falcone	1B	Baltimore Orioles	5	June Regular												
	Steve Lombardozi	SS	Minnesota Twins	9	June Regular												
	Ron Cardieri	C	Baltimore Orioles	11	June Regular												
	Glenn Carpenter	OF	Houston Astros	25	June Regular												
	Larry Mikesell	LHP	New York Yankees	28	June Regular												
1982	Rick Bombard	RHP	Houston Astros	10	June Regular												
1983	Rich Rice	RHP	Baltimore Orioles	1	June Secondary												
	Robby Thompson	SS	San Francisco Giants	1	June Secondary												
	Bruce Crabbe*	INF	Cleveland Indians	14	June Regular												
1984	Russ Kibler	RHP	Oakland Athletics	4	June Regular												
	Scott Ruskin*	OF/LHP	Texas Rangers	4	June Regular												
	Bruce Crabbe	SS	Chicago Cubs	19	June Regular												
	Clay Daniel	LHP	Cincinnati Reds	20	June Regular												
	Tim Owen	C	Texas Rangers	29	June Regular												



Three-year starting shortstop Justin Tordi signed professionally with the Cincinnati Reds after earning second-team All-South Region and second-team All-SEC honors in '05.



Right-hander Bryan Augenstein, now playing in the Arizona Diamondbacks' organization, was a second-team All-SEC pick in 2007 and had 105 strikeouts the following season to join Brad Wilkerson (136, 1998) and Alan Horne (108, 2005) as the only Gators over the century mark in K since 1998.



GATORS ON DRAFT DAY



A two-time All-South Region and All-SEC recipient in 1984 and 1985, Scott Ruskin enjoyed a four-year Major League career with the Cincinnati Reds, Montreal Expos and Pittsburgh Pirates.




Jim Watkins was the initial Gator to be taken in the first round when he was chosen by the Atlanta Braves in the 1978 Draft.

1993	Marc Valdes	RHP	Florida Marlins	1	June Regular
	Ron Scott	LHP	St. Louis Cardinals	34	June Regular
	Bo Composano	OF	Northern League	--	Free Agent
	Steve Dailey	OF	Northern League	--	Free Agent
	Shane McGinnis	3B	Chicago Cubs	--	Free Agent
	David Valdes	2B	Los Angeles Dodgers	--	Free Agent
1994	Rob Bonanno	RHP	California Angels	10	June Regular
	Robert Dodd	LHP	Philadelphia Phillies	14	June Regular
	Brian Duva	OF	Cleveland Indians	29	June Regular
	Todd Brown	OF	Baltimore Orioles	39	June Regular
	Chan Perry	1B	Cleveland Indians	44	June Regular
1996	Paul Rigdon	RHP	Cleveland Indians	6	June Regular
	John Kaufman	LHP	Tampa Bay Devil Rays	15	June Regular
	Chuck Hazzard	DH	New York Yankees	18	June Regular
	John Tamargo	SS	New York Mets	21	June Regular
	Eric Castaldo	C	Atlanta Braves	--	Free Agent
1997	David Eckstein	2B	Boston Red Sox	19	June Regular
1998	Brad Wilkerson	1B/OF/LHP	Montreal Expos	1 (33)	June Regular
	Josh Fogg	RHP	Chicago White Sox	3 (89)	June Regular
	David Ross	C	Los Angeles Dodgers	7 (216)	June Regular
	Derek Nicholson	OF	Houston Astros	16 (482)	June Regular
	Todd Johannes*	C	Chicago White Sox	23 (689)	June Regular
	Tommy Bond	RHP	Anaheim Angels	25 (751)	June Regular
	Michael Gray	RHP	Pittsburgh Pirates	--	Free Agent
1999	Matt McClendon	RHP	Atlanta Braves	5 (174)	June Regular
	Greg Catalanotte	OF	Colorado Rockies	8 (250)	June Regular
	Mark Ellis	SS	Kansas City Royals	9 (271)	June Regular
	Mike Floyd	OF	St. Louis Cardinals	22 (672)	June Regular
	Ben Grezlovski	RHP	Anaheim Angels	24 (731)	June Regular
	Dwight Edge	OF	Oakland Athletics	30 (903)	June Regular
	Todd Johannes	C	Montreal Expos	35 (1050)	June Regular
	Dock Pollard	OF	Pittsburgh Pirates	49 (1436)	June Regular
2000	Tim Olson	OF	Arizona Diamondbacks	7 (219)	June Regular
	Tony Socarras	C	Anaheim Angels	18 (530)	June Regular
	Mike Smalley	LHP	Atlanta Braves	23 (700)	June Regular
	Kurt Keene	INF	Toronto Blue Jays	24 (718)	June Regular
	Stuart McFarland	LHP	Toronto Blue Jays	50 (1444)	June Regular
2001	Keith Ramsey*	LHP	Cincinnati Reds	11 (336)	June Regular
	Jay Belflower	RHP	Arizona Diamondbacks	17 (518)	June Regular
	Jason Dill	OF	Texas Rangers	--	Free Agent
2002	Pat Osborn	3B	Cleveland Indians	2 (72)	June
	Alex Hart	RHP	Pittsburgh Pirates	5 (133)	June
	Mark Kiger	INF	Oakland Athletics	5 (158)	June
	Keith Ramsey	LHP	Cleveland Indians	10 (304)	June
	Ryan Shealy	1B	Colorado Rockies	11 (321)	June
	Aaron Sobieraj	OF	San Francisco Giants	13 (397)	June
	Kevin Coleman	RHP	St. Louis Cardinals	24 (732)	June
	Aaron Davidson	2B	Cleveland Indians	46 (1375)	June

2003	Ben Harrison*	OF	Cleveland Indians	4 (108)	June
	C.J. Smith*	1B	Pittsburgh Pirates	6 (165)	June
	Brett Dowdy	2B/3B	Los Angeles Dodgers	9 (271)	June
	Ryan Sadowski	RHP	San Francisco Giants	12 (363)	June
	Brian Rose	C	Arizona Diamondbacks	14 (426)	June
	Mario Garza	OF/DH	Houston Astros	25 (749)	June
	Fritz Reichardt	OF	New York Mets	--	Free Agent
2004	Justin Hoyman	RHP	Cleveland Indians	2 (47)	June
	C.J. Smith	OF/1B	Baltimore Orioles	5 (139)	June
	Ben Harrison	OF	Texas Rangers	7 (201)	June
	Jonathan Tucker	INF	Baltimore Orioles	20 (589)	June
	Jeff Corsaletti*	OF	Cleveland Indians	22 (647)	June
	Austin Easley	1B	Boston Red Sox	47 (1409)	June
2005	Jeff Corsaletti	OF	Boston Red Sox	6 (198)	June
	Alan Horne	RHP	New York Yankees	11 (349)	June
	Justin Tordi	SS	Cincinnati Reds	41 (1230)	June
	Connor Falkenbach	RHP	Toronto Blue Jays	43 (1282)	June
	Tommy Boss	RHP	Boston Red Sox	--	Free Agent
	Mike Pete	LHP	L.A. Angels of Anaheim	--	Free Agent
2006	Adam Davis	SS	Cleveland Indians	3 (101)	June
	Brian Jeroloman	C	Toronto Blue Jays	6 (180)	June
	Gavin Dickey	OF	Seattle Mariners	12 (351)	June
	Matt LaPorta*	1B	Boston Red Sox	14 (433)	June
	Bryan Ball	RHP	Seattle Mariners	27 (801)	June
	David Cash	3B	Baltimore Orioles	40 (1195)	June
	Darren O'Day	RHP	L.A. Angels of Anaheim	--	Free Agent



Brian Duva paced the Orange and Blue's offense in at bats, runs, stolen bases and walks in both 1993 and 1994 and was picked by the Cleveland Indians following his senior campaign.



A fixture on the school's all-time statistical chart for both batting and pitching, Brad Wilkerson was a first-round choice of the Montreal Expos in 1998.

2007	Matt LaPorta	1B	Milwaukee Brewers	1 (7)	June
	Bryan Augenstein	RHP	Arizona Diamondbacks	7 (223)	June
	Brian Leclerc	OF	Chicago Cubs	31 (937)	June
	Michael Branham	RHP	Philadelphia Phillies	39 (1182)	June
	David Hurst	RHP	L.A. Angels of Anaheim	--	Free Agent
2008	Cole Figueroa	SS	San Diego Padres	6 (195)	June
	Avery Barnes	OF	Washington Nationals	40 (1201)	June
	Josh Edmondson	RHP	L.A. Angels of Anaheim	41 (1249)	June
	Jon Townsend	3B	L.A. Angels of Anaheim	--	Free Agent

*Adrian Zabala, Kelly Prior, Glen Pickren, Thomas Seybold, Jim Watkins, Scott Ruskin (twice), Jose Fernandez, Todd McCray, John Burke, Todd Johannes, Keith Ramsey, Ben Harrison, C.J. Smith, Jeff Corsaletti and Matt LaPorta were drafted multiple times because they did not originally sign.

TOTALS: -- 133 individuals drafted; -- 12 First-Round Draft Choices; -- 20 Free Agents signed



FORMER UF PLAYERS WHO HAVE PLAYED IN THE MAJOR LEAGUES (50)

Player	Pos.	MLB Debut	Years in Majors	Years at Florida
Aust, Dennis	P	1965	2	1958-61
Baumgarten, Ross	P	1978	5	1975-78
Boney, Henry	P	1927	1	1926-27
Brewer, Rodney	1B/OF	1990	4	1985-87
Burke, John	P	1996	3	1990-92
Burnett, John	SS	1927	9	1926
Chaplin, James	P	1928	4	1925-27
Corbett, Doug	P	1980	8	1970-74
Dodd, Robert	P	1998	1	1994
Eckstein, David	SS	2001	8	1994-97
Eiland, Dave	P	1989	7	1985
Ellis, Mark	INF	2002	7	1996-99
Ferrazzi, William	P	1935	1	1933-35
Fischer, Jeff	P	1987	2	1984-85
Fogg, Josh	P	2001	8	1996-98
Graham, William	P	1966	2	1955-56
Guise, Witt	P	1940	1	1929-30
Holt, Roger	2B	1980	1	1975-77
Kiger, Mark	2B	2006	1	2000-02
Lombardozi, Steve	2B	1985	6	1980-81
Lusader, Scott	OF	1987	5	1984-85
McAndrew, Jamie	P	1992	3	1987-89
Murphy, Rob	P	1985	11	1979-80
O'Day, Darren	P	2008	1	2003-06
Olson, Tim	INF	2004	2	2000
O'Neal, Randy	P	1984	7	1981
Ortiz, Javier	OF	1990	2	1982
Perez, Mike	P	1991	7	1985
Perry, Chan	INF	2000	2	1993-94
Perry, Herbert	INF	1994	9	1988-91
Polcovich, Kevin	INF	1997	2	1991-92
Porter, Ned	P	1926	2	1924-26
Ramsey, William	OF	1945	1	1939-40
Raburn, Ryan	INF/OF	2004	3	2000
Richbourg, Lance	OF	1921	8	1919
Rigdon, Paul	P	2000	2	1996
Rosen, Al	3B	1947	10	1941-42
Rosenberg, Steve	P	1989	4	1985-86
Ross, David	C	2002	7	1998
Ruskin, Scott	P	1990	4	1982-85
Shealy, Ryan	1B	2005	4	1999-2002
Stanley, Mike	C	1986	14	1982-85
Sullivan, Haywood	C	1955	7	1949-52
Sullivan, Marc	C	1982	5	1977-79
Testa, Nicholas	C	1958	1	1945-46
Thompson, Robby	2B	1986	11	1983
Valdes, Marc	P	1995	4	1990-92
Wilkerson, Brad	OF	2001	8	1996-98
Willis, Dale	P	1963	1	1954-56
Wise, Kendall	2B	1957	4	1952-56

BOLD indicates current active professional player



Mark Ellis

- Seven former Gators appeared on the 25-man Opening Day Major League Baseball rosters in 2008, while the Southeastern Conference was represented by 42 former players in the Big Leagues.
- With eight first-round selections in last June's Amateur Draft, a player from the SEC has been taken in the opening round every year since 1991 - a total of 76 during that time.
- All 12 SEC baseball programs had at least three selections in 2008, continuing to showcase the league nationally.
- The Gators' 37 MLB picks over the past seven years rank fourth in the league and Florida has had multiple players taken in the Draft every year since 1998.



Darren O'Day



Brad Wilkerson



GATORS IN THE MAJOR LEAGUES




A first-round pick of the San Francisco Giants in 1983, Robby Thompson became the first Florida player to win a Gold Glove Award when he was recognized for his defensive play following the 1993 season.

DRAFT PICKS OVER LAST SEVEN YEARS

School	2002	2003	2004	2005	2006	2007	2008	Total
South Carolina	5	7	10	7	3	8	7	47
Ole Miss	3	3	6	8	6	5	8	39
Vanderbilt	2	1	7	8	4	8	8	38
FLORIDA	8	6	6	4	6	4	3	37
Mississippi State	2	8	6	5	3	4	6	34
Arkansas	2	3	6	3	5	9	4	32
Auburn	3	4	4	7	1	7	6	32
LSU	5	5	4	6	3	2	7	32
Georgia	1	3	6	6	5	4	6	31
Tennessee	1	4	5	5	7	4	2	28
Alabama	4	3	1	4	8	3	3	26
Kentucky	3	1	2	0	6	5	7	24

- Former Gator Josh Fogg started Game Three of the 2007 World Series for the Colorado Rockies against Boston but was on the hook for the defeat. The Red Sox went on to complete a four-game sweep the following night at Coors Field in Denver, 4-3, to capture their second championship in four years. Fogg finished 2-1 in the playoffs after posting wins over Philadelphia in the National League Division Series and Arizona in the N.L. Championship Series.
- Former Florida All-American and current San Diego Padres' shortstop David Eckstein appeared on the cover of the Nov. 6, 2006 issue of Sports Illustrated. A four-year standout for the Gators from 1994-97, he was named the Most Valuable Player of the 2006 World Series after helping the St. Louis Cardinals to a five-game triumph over the Detroit Tigers.



JONAH WILLET/ARIZONA DIAMONDBACKS

David Eckstein



Josh Fogg



Ryan Raburn



David Ross



Ryan Shealy

ALL-TIME FLORIDA BASEBALL LETTERWINNERS



**STEVE
GEORGIADIS**

#19

On March 17, 1990, tragedy struck the Florida Gator baseball community when sophomore left-handed pitcher Steve Georgiadis died. The University established a scholarship endowment in his honor and his jersey number 19 was retired on April 8, 1990.

AAAA

Abell, Billy (1977)
Adams, Gus (1936-38)
Adams, Josh (2008)
Adams, Robert (1947-49)
Adamson, Bob (1978-79)
Addison, Brent (1987-89)
Adeimy, Dave (1977-78)
Alligood, Bobby (1957)
Alonzo, Rory (1984)
Alos, Mario (1982-83)
Alou, Jose (1985-86)
Alred, Glen (1949-50)
Alvarez, Nick (1996-97)
Amor, Manuel (1949-50)
Anderson, Charles (1963-64)
Anderson, Eric (1982)
Andre, Travis (1996-97)
Arena, Rich (1985-86)
Arnette, Johnny (1953-56)
Arnold, Brian (1980-81)
Arnold, Joey (1993)
Arthur, Steve (1967-69)
Augenstein, Bryan (2005-07)
Aulet, Charles (1997)
Aust, Dennis (1960-61)

BBBB

Babcock, David (1957)
Bagley, Mark (1980-81)
Bailey, Jack (1952-53)
Baker, Bruce (1970)
Baker, Bruce (1975-77)
Baldwin, J.H. (1940)
Ball, Bryan (2003-06)
Bamberg, Dustin (2007-08)
Banakas, Christian (1946)
Banes, David (1979-80)
Bange, Fred (1921-23)
Banks, Dennis (1971)
Banks, Tom (1967-68)
Bannerman, James (1941)
Barber, Bryson (2005-08)
Barfield, Larry (1971)
Barnes, Avery (2006-08)
Barnes, Cody (2008)
Barnes, Elmer (1947)
*Barnes, Robert (1953, 56, 58)
Bartell, John (1993)
Bartlett, David (2002, 04)
Bartley, James (1942)
Barton, Stephen (2003-06)
Basley, Earl (1922)
Bass, Edward (1954-55)
Baumgarten, Ross (1977)
Beaird, Jason (1990-91)
Bean, Charlie (1960-62)
Beasley, Earl (1922)
Beck, Cecil (1926-28)
Beck, George (1934)
Beeler, Paul (1913)
Bekeris, Joe (1967)
*Belden, Douglas (1945, 47-48)
Bellflower, Jay (1999-01)
Bell, Jim (1990-91)
Belmonte, Nick (1976-77)
Bentley, Brett (2007-08)
Bentley, Bryan (1995)
Bentley, Talmadge (1940-41)
Bergquist, Richard (1947-48)
Bert, Harold (1951-52)
Biazis, Andy (1974)

Biggart, Jim (1962-64)
Bilyk, Gerard (1953-54)
Birch, Kenny (2000-01)
Birchall, Ron (1962-63)
Bishop, Henry (1948)
Bittick, Emmett (1949)
Black, K.L. (1928-30)
Blake, Eddie (1920-23)
Blalock, Mauri (1929)
Blankenburg, Rugen (1917)
Blankenship, Tom (1969-70)
Blanton, Joe (1972-73)
Blaue, Scott (1985)
Block, Harvey (1927)
Blomgren, Bill (1964-66)
Bloodworth, Leon (1968-70)
Bofshever, Gary (1985-86)
Bolander, Bill (1973-74)
Bombard, Rich (1981-82)
Bomeisl, Matt (2001-04)
Bonanno, Rob (1991-94)
Bond, Tommy (1995-98)
Bondi, Joe (1930)
Boney, Henry (1926-27)
Booher, Paul (1959-61)
Boss, Tommy (2002-05)
Bostwick, Jack (1934-35)
Boswell, Eric (1920-22)
Bovis, H.E. (1911)
Bowden, David (1972-75)
Boyce, William (1968)
Boyd, Daniel (1927)
Boyd, Daryl (1986)
Boyer (1915)
Boyesson, Jim (1964-65)
Bovis, H.E. (1911)
Bracken, Andrew (1942, 47-48)
Bracken, Howard (1921-22, 24)
Braddy, Ed (1962-63)
Bradley, Bill (1931-33)
Brady, Charles (1946)
Branham, Michael (2005, 08)
Brantley, John (1977-78, 80)
*Brantley, Scott (1977)
Bravo, Walter (1946)
Brennan, Doug (1990-93)
Bretz, Fred (1970)
Brewer, Rodney (1985-87)
Brewer, Tommy (1996)
Brice, D.M. (1911)
Brice, Keith (1998-01)
Brice, Marvin (1949-50)
Bridges, Don (1935-36)
Bridges, John (1957-58)
Brigham, Ned (1986-89)
Britton, Rick (1990-93)
Brooks, Daniel (2004-05)
Brown, Dan (1971, 73)
Brown, Edwin (1947-49)
Brown, Kawri (1993-95)
Brown, Paul (1931)
Brown, Richard (1950-51)
Brown, Russ (1984)
Brown, Todd (1994)
Brumby (1921)
Bryan, R. (1938)
Bryant, Bronson (1950-51)
Buie, A.P. (1912-14)
Buie, D.M. (1912)
Bucha, Michael (1940)
Bullock, Billy (2007-08)
Burke, John (1990-92)
Burnett, John (1926)

Burnette, Dick (1922)
Burns, David (1995)
Burns, William (1940-41)
Burruss, Spencer (1937-38)
Busbee, Egbert (1925-26)
Butts, Harold (1933)
Byrd, Check (1920)
Byrd, Julian (1952-53)

CCCC

Cabot, Linwood (1942, 46)
Caforio, Joe (1986-87)
Cahill, Leo (1940, 42)
Caldwell, J.B. (1975-78)
Call, Eric (1982)
Camp, Julian (1946-47)
Camposano, Bo (1990-93)
Canales, Josh (1998-99)
Canova, F.F. (1919)
Cardieri, Ron (1980-81)
Cardozo, Jeff (1998-00)
Carlson, Bill (1986)
Carney, Mike (1981)
Carpenter, Glenn (1980-81)
Carpenter, Robert (1971-73)
Carr, Donnie (1981, 83-84)
Carlton, Hoyt (1921-22)
Carroll, Walter (1933-36)
Carrott, Harvey (1950-51)
Carson, Joe (1976)
Caruthers, Willis (1916-17)
*Casey, Charles (1965)
Cash, David (2006)
Castaldo, Eric (1993-96)
Castaldo, Gregg (1990)
Castalleni, Bob (1973-74)
Catalanotte, Greg (1998-99)
Cautero, John (1989)
Chambers, Evan (2008)
Chaplin, James (1925-27)
Chapman, Bill (1960)
Chapman, Kevin (2007)
Chappell, John (1974-75)
Chatman, Alan (1980-81)
Chavez, Mark (1984)
Checketts, Andrew (1995)
Cheresnick, Joel (1973-74)
Chism, Chris (1995-96)
Clark, Brian (1978)
Clark, Eddie (1962)
Clark, Edmund (1939)
Clark, Harris (1952-53)
Clark, Jack (1935-37)
Clark, Thomas (1956-57)
Clark, Vernon (1930-32)
Clarke, Charlie (1931)
Clayton, William (1947)
Clemons, V.N. (1930-32)
Clower, John (1939-41)
Coarsey, J.M. (1912-14)
*Coe, Harry (1951-52)
Cohen, Sidney (1934-36)
Coker, Jack (1971)
Coleman, Bob (1962-63)
Coleman, Kevin (1999-2002)
Coley, Steve (1988)
Colombo, Ron (2000)
Combs, John (1973-74)
Cooper, Riley (2008)
*Corbett, Doug (1971-74)
Corbett, Cord (1990-91)
Corsaletti, Jeff (2002-05)
Cresap, Matt (2002-04)
Cromartie, William (1946)
Crum, Ron (1977-78)

Cullens, Lee Roy (1952-53)
Curtis, Jesse (1995)
Cuscaden, A.M. (1912)
Cushman, Dan (1965-67)

DDDD

Dagg, Robert (1917)
Dailey, Steve (1993)
Dale, Chuck (1978-79)
Damm, Gerard (1951-52)
Damon (1915)
Daniel, Clay (1983-84)
Daniels, Mike (1976)
Danzlert, Brad (1983-84)
Darty, Walt (1977-78)
Davidson, Aaron (2000-02)
Davis, Adam (2004-06)
Davis, Andy (2005)
Davis, Bradley (1987)
Davis, Bryant (1947-48)
Davis, Calvin (1947-48)
Davis, E. (1917)
Davis, F.G. (1911-13)
Davis, Edward (1955-56)
Davis, Joseph (1951-52)
Davis, Tony (2007-08)
Davis, William (1942)
Deal, Carl (1940)
Deans, Ronnie (1979-80)
Debs, Joe (1974)
Dehon, A.L. (1923-24)
Delaney, Paul (1937, 39)
Deloach, Bennett (1931)
den Dekker, Matt (2007-08)
Derr, Norman (1929-31)
DeVaughan, Derek (1999)
DeVirgiliis, Nick (1970, 72-73)
DeVries, Andy (1992)
DeWolf, Levent (1942)
Diaz (1915)
Diaz, Alex (1993-94)
Diaz, George (1982)
Dichter, Danny (1994)
Dickerson, Harvey (1950-51)
*Dickey, Douglas (1952-53)
Dickey, Gavin (2004-06)
Dill, Jason (1998-2001)
DiModugno, Nicholas (1950-51)
DiSalvo, Tony (1945)
Dixon, Ray (1922)
Dobbins, Ron (1975)
Dobies, Tony (1968-71)
Dodd, Robert (1994)
Donini, Ernie (1984)
Dooley, Jesse (1933-35)
Dorsett, Leon (1959-61)
Douma, Todd (1988-89)
Dowdy, Brett (2003)
Drew, John (1935)
Dring, Bo (2003-04)
Driver, Harry (1939-40)
Drucker, Scott (2001-02)
Duckworth, Bob (1921-22)
Duda, Walter (1957)
Duggan, J. (1936)
Dulaney, Tommy (1971-73)
Duncan, F.H. (1922)
Duncan, Jim (1962-64)
Duncan, Matt (1995-96)
Dunlap, John (1982-83)
Dunn, Bill (1983)
Durant, Rick (1985)
Duva, Brian (1991-94)
Duva, Tysen (1995)
Dyer, James (1945)
Dzurus, Jim (1960-61)

EEEE

Easley, Austin (2004)
Eason, Tom (1968-69)
Eassa, Jack (1945)
*Eckstein, David (1994-97)
Eckstein, Rick (1996)
Edge, Dwight (1997-98)
Edgerton, D.C. (1911)
Edmondson, Josh (2005-08)

Edwards, Charles (1947-48)
Edwards, T.J. (1924)
Edwards, Tom (1987-88)
Eggart, Danny (1963-65)
Eidam, James (1994-95)
Eiland, Dave (1985)
Ellenburg, James (1957-59)
Elliott, Jimmy (1962-64)
Ellis, Mark (1996-99)
Embry, W.E. (1915)
Emerson, Alan (1978-79)
Emerson, C. (1942)
Empie, Dean (1977)
Entrekun, Ward (1996)
Eppert, Kenneth (1935-37)
Estrada, Kevin (2000-01)
Everett, Joe (1951-52)
Evers, Joel (1928-30)

FFFF

Falcone, Dave (1980-81)
Falkenbach, Connor (2002-05)
Fannin, David (1958)
Farmer, Henry (1962)
*Farrion, Rex (1915-17)
Fascher, Stan (1984-85)
Faulk, H. (1940)
Fawbush, Shawn (1982-83)
Feinstein, Brian (1984-85)
Fenster, Larry (1957)
Ferguson, Chester (1928)
Fernandez, Joey (1986-87)
Fernandez, Jose (1987-89)
Ferrazzi, Bill (1933-35)
Ferrer, Mike (1981-82)
Ferrigno, Carmen (1940-42)
Fielding, Robert (1947-48)
Figueroa, Cole (2007-08)
Finkelstein, Howard (1971)
Finkle, Theodore (1954-55)
Finney, Bill (1973-75)
Fischer, Jeff (1984-85)
Fisher, Eugene (1928-30)
Fiske, John (1930)
Fitzgerald, Terry (1976-77)
Fladd, John (1970-71)
Fleetwood, Ray (1968)
Fleming (1921)
*Fleming, Don (1958-60)
Flower, Robert (1950-51)
Floyd, John (1985-86)
Floyd, Keith (1982-83)
Floyd, Mike (1997-99)
Floyd, Steve (1980-82)
Fogg, Josh (1996-98)
*Forbes, Robert (1947-48)
Forbess, James (1946)
Ford, Donald (1947-48)
Foster, Dennis (1981)
Foster, Matt (2002)
Foster, Teddy (2007-08)
Frady, Martin (1950-51)
Frake, John (1967-68)
Franklin, Clint (2007-08)
Frazier, Jim (1967)
Frazier, Rufus (1965-67)
Freshcorn, Chris (2008)
Frohock, Patrick (1959)
Fuchs, Matt (2004)
Fujinaga, Evan (1997)
Fuller, Dave (1967-68)
Fuller, John (1972-74)
Fuller, Len (1970-71)
Fussell, Charles (1948)

GGGG

Gaines, Frederick (1948-50)
Galuzian, Johnny (1931-33)
Gamble, William (1925-27)
Garcia, Louis (1948-50)
Garcia, Raymond (1947-48)
Gardiner, Carl (1958)
Gardiner, Wally (1970-73)
Gardner, James (1951-52)
Garrigus, Robert (1947)
Garza, Mario (2002-03)

Gaski, Matt (2005-06)
Gaspard, Joe (1988)
Gates, M. (1940-41)
Gawriluk, Kris (2006-07)
Gedaminski, Todd (1986-87)
Geissinger, Robert (1957-59)
Georgiadis, Steve (1989-90)
Getzen, Hart (1916-17, 20)
Gibson, Mike (1971)
Gidcumb, Jeff (1988-89)
Giddings, Wayne (1981)
Giese, Mike (1972)
Gillmore, K. (1933)
Givens, Lynn (1976-77)
Glass, Larry (1978)
Gleichowski, Ryan (1998-99)
Glenn, Tommy (1967)
Godwin, Robert (1955-57)
Goldberg, Edward (1941)
Goldfarb, Jamie (2002-03)
Gonzalez, Brian (1980)
Gonzalez, Edward (1949-50)
Gonzalez, Herbert (1956)
Goodrich, Phil (1986)
Gore, Gene (1949-50)
Goss, Matt (1999-2002)
Grant, Mike (1979-80)
Gray, Henry (1920-23)
Gray, Howard (1951-52)
Gray, Michael (1997-98)
Graziano, Matt (2003)
Green, A. (1936-37)
Greenberg, Fred (1972)
Gregory, Lewis (1939)
Grezlowski, Ben (1998-99)
Griffin, Dan (1964-66)
Griggs, O.B. (1932-33)
Gross, Ed (1966-67)
Gruber, Jim (1969-70)
Guinn, Charles (1948-49)
Guise, Witt (1930)
Gunn, E.F. (1922-23)

HHHH

Haddock, Thomas (1952-53)
Hagan, Ken (1988)
Hall, Larry (1976-79)
Hamilton, Kenneth (1945)
Hammond, Keith (1985)
Hancock, A.R. (1915)
Hardee, C.J. (1919-20)
Harman, Will (1969-71)
Harris, George (1942)
Harris, Richard (1955)
Harrison, Ben (2001-04)
Hart, Alex (1999-2002)
Hartman, Genie (1937-39)
Hartman, George (1919-22)
Harvey, Don (1982-83)
Haskins, Bernie (1961-63)
Haskins, Harold (1945)
Hasskew, Joe (1992-93)
Haught, Brian (1996-98, 2000)
Hausenbauer, Eddie (1942)
Hawkins, Bob (1965-66)
Hazen, Jack (1951-52)
Hazzard, Chuck (1995-98)
Heath, Matt (1999-2000)
Hedgecock, Ben (2001-02)
Hedgecock, Mark (1971-72)
Heisler, Larry (1989)
Heisterman, Greg (1975)
Helveston, Rudy (1927-28)
Henderson, R.P. (1912-13)
Henderson, W.C. (1912)
Henley, Mike (1980-81)
Herskowitz, Jack (1960)
Hickland, A. (1935)
Hicks, Jake (2007-08)
Hicks, J. (1936-38)
Higgs, Arthur (1939-40)
Hightower, Matt (2006)
Hiller, Eric (1975-77)
Hirsch, James (1951-52)
Hitchock, George (1921-23)



ALL-TIME FLORIDA BASEBALL LETTERWINNERS

*Hobbs, Joe (1956)
 Hodges, David (1966-67)
 Hodges, Lance (1984-87)
 Holland, Carl (1940-41)
 Holland, S.L. (1915-16)
 Hollenkamp, Jay (2001)
 Hollis, Charles (1954-55)
 Holt, Roger (1975-77)
 Horenbein, Barry (1951-52)
 Horne, Alan (2005)
 Hornsby, Edward (1942)
 Horsey, James (1946-47)
 Howell, William (1938-39)
 Howie, Lynn (1959-61)
 Hoyman, Justin (2003-04)
 Hudson, Josh (1997)
 Hudson, Rodney (1947-48)
 Huerta, Bubba (1973-74)
 Hughes, Dennis (1982-83)
 Hughes, Harold (1939)
 Huggins, Harvey (1925)
 Huie (1921)
 Hull, Ray (1971-72)
 Hunter, J.P. (1911)
 Hurst, David (2006-07)
 Hurst, Glenn (1970-72)
 Hurst, James (1947-48)
 Hurt, James (1954-56)
 Hutton, Jason (1999)

IIII

Innman, Rudy (1928)
 Ivey, Bob (1936-38)

JJJJ

Jackson, Andrew (1958-59)
 Jackson, Edward (1949)
 Jackson, Jeff (1997)
 Jackson, Newton (1935-37)
 Jacobs, Mike (1968-69)
 Jaffe, Lawrence (1953-54)
 Jefferson, Byron (1983-84)
 Jeroloman, Brian (2004-06)
 Johannes, Todd (1996-99)
 Johnson, Gibb (1924)
 Johnson, Henry (1941-42)
 Johnson, James (1924)
 Johnson, Jim (1916)
 Johnson, Robert (1939-40)
 Johnson, Tim (1998-2000)
 Johnson, Tyson (1986-88)
 Johnston, Brownie (1965)
 Joiner, Jim (1975-76)
 Jones, Charles (1953-54)
 Jones, George (1939-40)
 Jones, Lamar (1940)
 Jones, Terry (1975-76)
 Juhl, Mike (1990)
 Julich, Chester (1945)
 Justice, Chet (1992-93)

KKKK

Kaelber, Charles (1950-51)
 Kahn, David (1967-69)
 Kansriddle, Edward (1953-54)
 Kaplan, Robert (1942)
 Katz, H.L. (1924)
 Kaufman, John (1994-96)
Keating, Patrick (2006-08)
 Keen, Kevin (1999)
 Keene, Kurt (1999-2000)
 *Keller, Gary (1966)
 Kelley, Dan (1929)
 Kelley, Keith (1981-82)
 Kellogg, Kerry (1978-79)
 Kelly, Edward (1942)
 Kennedy, Ryan (2004)
 Kent, Dean (1993-95)
 Kenworthy, Jack (1967, 65-66)
 Kerby, Clifton (1936-38)
 Kibler, Russ (1983-84)
 Kieszek, Larry (1970-71)
 Kiger, Mark (2000-02)
 Killen, Brent (1991-92)
 King, Charles (1953-54)
 Kinney, Ralph (1950-51)

Kinsey, H. (1933-34)
 Klancnik, Joe (1988)
 Klebonis, David (1999-2002)
 Kneller, Milton (1946)
 Knight, Bobby (1950-51)
 Knight, Palmer (1991-93)
 Knollin, Chris (1996-97)
 Kokinda, Chris (1992-95)
 Kolada, Pete (1939-41)
 Kowalski, Bob (1970-73)
 Krsnich, Nick (1981-82)
 Kubin, Jared (2005, 07)
 Kuhn, Karl (1990)
 Kurth, Wayne (1977)
 *Kynes, James (1947-48)

LLLL

Lado, Norbert (1960-62)
 LaCoste, J.K. (2006-08)
 Lagano, Al (1927, 29-30)
 Lagano, Albert (1951-52)
 Laird, A.S. (1924)
 Landress, Dale (1959-61)
 Langston, B.G. (1911-12)
 Lanoux, Carol (1961-63)
 LaPorta, Matt (2004-07)
 Larson, Wes (1954-57)
 Law, Chris (1990)
 Lawler, S.W. (1912)
 Lawler, Travis (2008)
 Leclerc, Brian (2004-07)
 Ledbetter, Ted (1972-73)
 Ledoux, John (1947-48)
 Lee, Art (1971-74)
 Lee, David (1984-85)
 Lee, John (1989)
 Lester, Gene (1922)
 Lewis, Kevin (1992)
 Lewis, Steve (1970-72)
 Liddon, Lefty (1919-21)
 Linares, Mario (1988-91)
 Lindren, Aldeen (1947)
 Lipsitz, William (1933)
 Livers, Corey (1983)
 Livingston, David (1978-79)
 Locke, Stephen (2005, 07-08)
 Logan, John (1923-25)
 Lomack, Tony (1988)
 Lombardozi, Chris (1985)
 Lombardozi, Steve (1980-81)
 *Long, Buford (1952-53)
 Long, Donald (1959)
 Long, Eddie (1935-37)
 Long, Harold (1948-51)
 Lopez, Al (1960-63)
 Lopez, Richard (1959)
 Lotspiech, A.A. (1915-16)
 Lowrie, Joe (1940)
 Lujack, Stanley (1966-67, 69)
 Lundquist, Bob (1972-73)
 Lusader, Scott (1984-85)
 Luttringer, Collin (1986)

MMMM

Maag, Greg (1975)
 MacDonald, Eddie (1991)
 MacFarlane, Gary (1960)
 MacKay, Tripp (1993-94)
 Macon, Rod (1968-70)
 Madigan, James (1970-71)
 Madison, William (1919-21)
 Madson, Christian (2003-05)
 Mahannah, Wade (1921-23)
 Majer, Joe (1979-80)
 Majeski, Dave (1989-92)
 Maley, Matt (2001-04)
 Manchester, Bud (1942, 46)
 Maniotis, Nick (1978-79)
 Manning, Charles (1952-53)
 Manning, Ed (1937-39)
 Marcum, Craig (1986-87)
 Marlowe, Alvin (1956-57)
 Marsh, Alexander (1948-49)
 Marsh, Ray (1926-28)
 Marshall, Tom (1926-28)
 Marsters, Brandon (1994-95)

Martin, Ty (1997-98)
 Martin, Virgil (1950-51)
 Martinez, Eric (1990)
 Martinez, Felix (1984-85)
 Massey, Richard (1952-53)
 Mathena, Shawn (1980)
 Mathers, Brandt (1992-93)
 Matthews, Scott (1982-83)
 Maxcy, Lee (1956-58)
 McAlpine, Robert (1953-54)
McArthur, Brandon (2005-08)
 McAndrew, Jamie (1987-89)
 McAndrew, Jeff (1990)
 McAninch, Mark (1988)
 McAuley, Charles (1925)
 McCallum, Hugh (1917, 19)
 McCarthy, Arin (1997)
 McCarthy, Mike (1975-78)
 McClellan, Darren (1993-95)
 McClellan, Mike (1980-81)
 McClellan, Nick (1991-92)
 McClellan, Sean (1993-95)
 McClellan, William (1939)
 McClendon, Henry (1922-24)
 McClendon, Matt (1997-99)
 McCray, Todd (1989-90)
 McCreary, Don (1958-60)
 McDonald, Frank (1977-78)
 McFarland, Stuart (1998-2000)
 McFatter, T.K. (1925)
 McGinnis, Shane (1992-93)
 McGraw, Craig (1980-81)
 *McGriff, Perry (1958-60)
 McHale, Ray (1970)
 McKendree, James (1941-42)
 McKinney, Pete (1998-99)
 McLeod, M. (1936)
 McLucas, L. (1929)
 McMillan, Neil (1963)
 McNulty, Chester (1954-55)
 McRae, Duncan (1947)
 McTheny, Guy (1969-70)
 Meadows, Bobby (1976-77)
 Medina, Octavio (1996-97)
 Mendez, Julio (1987-88)
 Mengez, William (1947)
 Mercadante, Joe (2002-03)
 Mercer, Ken (1991-92)
 Merrill, Bobby (1983)
 Merrin, George (1925-26)
 Merrin, R.G. (1915-16)
 Merritt, Richard (1925)
 Methbin, Greg (1945)
 Mickler, Paul (1939)
 Mikesell, Larry (1980-81)
 Miller (1921)
 Miller, Donald (1940)
 Miller, J.T. (1924)
 Miller, Matt (1987)
 Miller, Mike (1990)
 Miller, Scott (1995)
 Milligren, Clifford (1948)
 Minicone, Steve (1978-79)
 Minnis, Bill (1989-90)
 Minor, Jeff (1938)
 Mizell, Everett (1934, 36)
 Mizell, Jack (1931-33)
 Motkowski, Mike (2001)
 Moberg, Mike (1986-90)
 Monk, Scott (1990-92)
 Montgomery, Earl (1962-64)
 *Montsdeoca, Fred (1948-51)
 Mooney, Otis (1945)
 Moore, Bruce (1965-66)
 Moore, Eddie (1932-34)
 Moore, George (1954-55)
 *Moore, Tom (1960, 62-63)
 Moore, Thomas (1939-41)
 Moratis, Nick (1992)
 Morcroft, Keith (1974-76)
 Morcroft, Randy (1963-65)
 Moreno, Carlos (1980-81)
 Morris, Randy (1976-79)
 Morrison, Buster (1972)
 Morse, Rick (1967-68)
 Mortellaro, Paul (1946)
 Mossburg, Nelson (1947)

Mosher, Craig (2000)
 Mosley (1915)
 Moss (1921)
 Mostow, Nathan (1940-42)
 Moul (1921)
 Mulcahy, J (1938)
 Mullaney, Kyle (2007-08)
 Mullins, L.D. (1937-39)
Munroe, Buddy (2008)
 Murphy, Rob (1979-80)
 Murray, James (1942)
 Murrie, Joel (1974-75)

NNNN

Naylor, Dean (1982)
 Neer, Cody (2006-07)
 Nelson, Chris (1993)
 Nevin, Stephen (1954-55)
 Newman, Mike (1972-73)
 *Newton, R.D. (1923)
 Nicholson, Derek (1997-98)
 Nicholson, Jerry (1959-62)
 Nicosia, Nick (1967-68)
 Nystrom, Peter (1999-2001)

OOOO

O'Berry, W.H. (1916)
 O'Day, Darren (2003-06)
 O'Neal, Randy (1981)
 O'Neal, Randy (1958-60)
 Oestricher, Ray (1958-60)
 Ogilvie, Ray (1919-20)
 Olson, Tim (2000)
 Ogle, Brian (1996-97)
 Ondich, Art (1962-63)
 Oosterhoudt, Frank (1926-27)
 Orr, Danny (1965-67)
 Ortiz, Javier (1982)
 Osborn, Pat (2000-02)
 Ovca, Mike (1967-69)
 Overcash, Ronnie (1960)
 Owenby, Carl (1929)
 Owens, George (1947-48)
 Owens, James (1946)
 Owens, Tim (1983-84)
 Owens, Tom (1927-23)
 Owens, W.B. (1913-14)
 Oxley, Tim (1987-89)

PPPP

*Pace, Dick (1948-50)
 Padecky, Bob (1967)
 Palomba, Lou (1986-87)
 Palmer, Winston (1941)
 Park, Min (1991)
 Parker, Matt (1992-94, 96)
 Parker, Robert (1925)
 Parks, Mike (1987-88)
 *Parrish, Bernie (1956-58)
 Pavelka, Edward (1968)
 Pendley, Don (1964-66)
 Pennington, Fonia (1937-39)
 Pennock, A. (1933, 35)
 Pennock, Henry (1939-41)
 Pent, Vennie (1958-60)
 Perez, Michael (1985)
 Perkins, Randy (1979)
 Perry, Chan (1993-94)
 Perry, Herbert (1988-91)
 *Pesce, Lou (1952-54)
 Pete, Mike (2002-05)
 Peters, Mike (1987)
 Petrie, Chris (2006-07)
 Phalines, Richard (1964)
 Phillips, Lloyd (1924)
 Picano, Mike (1967-68)
 Pickren, Glen (1968-70)
 Piercefield, Dane (1960-61)
 Pigott, James (1946, 48)
Pigott, Jonathan (2007-08)
 Piller, Joe (1983-84)
 Pippin, Craig (1975-78)
Pisani, Clayton (2007-08)
 *Pitman, R. (1931-33)
 Pittman, Owen (1924)
 Pless, Glenn (1927-28)



Pictured with former Gator football coach Bob Woodruff, Haywood Sullivan was a two-year letterwinner at UF who later became the General Manager and Owner of the Boston Red Sox.

Ploekleman, Ray (1924)
 Plumer, Herb (1933-34)
 Poage, W.B. (1912)
 Polcovich, Kevin (1991-92)
 Poole, Roy (1948-51)
 Poole, William (1947-48)
 Poozer, F.E. (1916)
 Pope, Arthur (1947-48)
 Porter, Dave (1961, 63-64)
 Porter, Dick (1924-26)
 Porter, Ned (1924-26)
 Porter, Steven (2004-07)
 Poston, Dick (1942)
 Potter, Tom (2001-03)
 Powell, Charles (1945)
 Powell, John (1947-48)
 Powers, Earl (1936-37)
 Price, C.W. (1960-62)
 Price, T.E. (1913-14)
 Price, W.C. (1911-12)
 Pricher, John (1989-92)
 Prida, Xavier (1973-74)
 Pride, Austin (2006-07)
 Priest, Ernie (1933-35)
 Prior, Kelly (1965-67)
 Proctor, Julian (1936-37)
 Provost, Breece (1927-28)
 Pully, Stephen (1957)
 Pulliam, W. (1913)
 Purvis, Brian (1991-92)

QQQQ

Quatrino, Greg (2005-06)

RRRR

Raburn, Ryan (2000)
 Ramos, James (1992-93)
 *Ramstedt, A.W. (1915-16)
 Ramsey, Keith (2001-02)
 Ramseyer, Ted (1947-48)
 Ramshaw, Jimmy (2000-02)
 Rasponi, Eugene (1968)
 Rassel, David (1975)
 Ratliff, Thomas (1971)
 Rawlings, Charles (1956)
 Reed, David (1981-82)
 Reed, George (1950-51)
 Reger, Gary (1978)
 Register, James (1949-50)
 Reich, John (1971-74)
 Reichardt, Fritz (2003)
 Reilly, John (1973-74)
 Reimsnyder, Brian (1988-89)
 Rencher, Robert (1929-31)
 Renshaw, C. (1936-37)
 Reyes, George (1982-83)
 Reynolds, Terry (1976)

Reynolds, W.E. (1947-48)
 Rhine, Alan (1997-98)
 Rhoades, Steve (1993)
 Rhodes, William (1938-40)
 Rice, Rich (1983)
 Rich, Ted (1988-90, 92)
 Richart, Larry (1995)
 Richards, W. (1929)
 Richborg, Lance (1919, 22)
 Rick, Sammy (1974-75)
 Rickerson, Scott (1981-82)
 Ricketts, Dave (1976)
 Ricks, Byron (1943)
 Riddell, Jim (1970)
 Rigdon, Paul (1996)
 Riggins, L.W. (1914)
 Riggins, S.W. (1912-13)
 Ringgold, Don (1961-62)
 Riordan, Jake (2002-03)
 Ritch, Sanford (1956)
 Roach, Spencer (1920-22)
 Robbins, Art (1972-73)
 Roberson, Lee (2003-04)
 Roberts, Charles (1994-95)
 Roberts, Clinton (1949-50)
 *Roberts, Q.I. (1931, 33)
 Robinson, Elmo (1937-39)
 Robshaw, Leslie (1957)
 Rodriguez, Sergio (1996-99)
 Rogero, Al (1931-33)
 Rogers, Alonzo (1917)
 Rogers, Morris (1948-49)
 Rogers, Wayne (1968-70)
 Rojas, Eddie (2000-01)
 Rojo, Andy (1995)
 Roll, Jacob (1996)
 Rollyson, Mike (1968)
 Rollyson, Ray (1963, 65-66)
 Root, Raymond (1917)
 Rose, Brian (2000-03)
 Rose, Larry (1974)
 Rose, Tommy (1998)
 Rosen, Jerry (1946)
 Rosenberg, Steve (1985-86)
 Rosenbush, Carl (1916-17)
 Rosenthal, J.D. (1917)
 Ross, David (1998)
 Rowe, Harold (1935-37)
 Rubin, Harold (1937-38)
 Rue, Harvey (1941)
 Rumble, Pat (2003)
 Rushing, Wallace (1948-49)
 Ruskin, Scott (1982-85)
 Russ, Michael (1993)
 Russo, Joe (1990-91)
 Ruteowski, Daniel (1947-48)
 Rutledge, Allen (1987-88)

ALL-TIME FLORIDA BASEBALL LETTERWINNERS



SSSS

Saba, Bill (1959-60)
Sadowski, Ryan (2002)
Sale (1921)
Sammon, Pete (1945)
Sanabria, Adam (2003-04)
Sandberg, Chuck (1979)
Sanford, Scott (1986-87)
Sapp, E.B. (1945)
*Sarra, LaMar (1925-27)
Satin, Sam (1995)
Sauls, Ed (1930)
Savage, David (1986)
Scarborough, Earl (1942, 45)

Sherrard, Harold (1941)
Sherrill, William (1931)
Shirley, J.J. (1928-30)
Shiver, Bob (1959-61)
Shoemaker, Robert (1946)
Shulock, Jim (1974-77)
Siegel, Matt (1998-2001)
Silsby, Link (1931)
Simmons, Curtis (1925)
Simon, Joey (2000-01)
Simpkins, Chris (1993-94)
*Simpson, Rudy (1951-54)
Sinicropi, Jim (1974-75)
Sizemore, Donwyn (1953-54)

Stanton, T.J. (2001)
Steele, Jim (1971-72)
Steinhauer, Seth (2005)
Stephens, Bill (1939)
Stephens, J.J. (1936)
Stephens, Joe (1939)
Stephens, Norman (1947)
Stevens, Kent (1950-51)
Stevens, Tony (1979-80)
Stewart, Donald (1947)
Stewart, Stan (1994)
Stockman, Eddie (1972-73)
Storter, N.S. (1912)
Stradley, Donald (1947-48)
*Stratton, Richard (1947, 50)
Stripp, Billy (1986)
Stroemer, Terry (1967-68)
Stuart, Brent (1990-91)
Stull, Walter (1957)
Suarez, Bennie (1945-46)
Sullivan, Bill (1961)
*Sullivan, Haywood (1950-51)
Sullivan, Marc (1977-79)
Sutherland, George (1942, 46)
Sutton, John (1971-72)
Swackhamer, Wes (2002)
Swanson, T.J. (1912, 14-15)
Swartz, Steve (1989)

Varn, Robert (1946)
Varnes, Brian (1997)
Vaughn, James (1924-25)
Vidal, Laurie (1970)
Vines, William (1950-51)

WWWW

Walker, W.S. (1912)
Walker, Jewel (1947-48)
Walker, L. (1938)
Wallace, Jim (1921-22)
Walsh, Sean (1996)
Walstad, Dana (1978)
Walters, Ronnie (1993)
Walton, Bud (1939-41)
Ward, Benjamin (1954-55)
Ward, Joe (1977)
Ward, William (1920-23)
Warren, Fennell (1942)
Wassak, Edwin (1940)
Watkins, Jim (1978-79)
Watson, F.E. (1929)
Weihs, Andre (1984-85)
Weisman, Ashleigh (1948-49)
Wells, W.J. (1921, 24)
Wentworth, Reggie (1982-84)
Wheeler, Danny (1994-96)
White, Genia (1947-48)
White, J.A. (1938-39)
White, Joe (1921-22)
Whitfield, John (1917, 19)
Whittington, Willis (1947-49)
Wiegandt, K.O. (1998-01)
Wiggs, Chris (1994-95)
Wiggs, Johnny (1988-89)
Wilkinson, Brad (1996-98)
Willbanks, William (1940-42)

Williams, Angus (1950-51)
Williams, Bud (1965)
*Williams, David (1975)
Williams, Duke (1993)
Williams, Francis (1937)
Williams, Henry (1916)
*Williams, Ronnie (1968-69)
Williams, Spencer (1998-2000)
Williams, William (1955-57)
Willis, Ben (1945)
*Willis, Dale (1955-56)
Willis, Kenneth (1936-38)
Wilson (1919)
Wilson, Tim (1975)
Wink, John (1949-50)
Wise, Kendall (1952-56)
Withrow, Jack (1966-67)
Wood, Harry (1915, 17)
Wood, Taylor (1998-2000)
Woods, Chris (2005-06)
Woodward, John (1986-87)
Woolfolk, Ned (1965-67)
Work, Lee (1919-20, 22)
Worley, John (1979-80)
Wright, Rod (1968-70)
Wynn, Tommy (2005-06)

XXXX

Xiques, Greg (1978)

YYYY

Yanni, Pat (1948-49)
Yon, E.M. (1915-16)
Yonker, Jim (1980-81)
Young, Jim (1959-61)

ZZZZ

Zabala, Adrian (1964-66)
Zaleski, Bob (1975)
Zerr, Steve (1988-89)

() indicate years lettered
BOLD indicates active player
* - Member, University of Florida Athletics Hall of Fame



Nick Belmonte's 42 stolen bases during the 1976 season remain the school record.

Scarborough, Rick (1969-72)
Schacht, Roland (1947)
Schaffer, Don (1950-51)
Scharff, Tony (1989)
Scheinhoff, Len (1960-62)
Schimchak, Ken (1981)
Schirard, Pete (1932-34)
Schlemmer, John (1980-81)
Schmidt, John (1940, 42)
Schnell, Steve (1954)
Schuyler (1915)
Scoggins, Albie (1982-83)
Scott, I. (1921-22)
Scott, Lawrence (1954-55)
Scott, Ron (1991-93)
Seagraves, Bill (1969-70)
Seay, Johnny (1935-36)
Sebree, Ken (1986-87)
Seroyer, Shane (1996-99)
Seybold, Tom (1969-71)
Seymour (1915)
Shaffer, Donald (1949-50)
*Shannon, Tom (1964-66)
Sharkins, Tony (1990)
Shaw, Alex (1912-14)
Shea, Ed (1986-87)
Shealy, Ryan (1999-2002)
Sheffield, Larry (1968-71)
Shelley, Paul (1935)
Shelly, Walter (1945, 47)

Skipper, Brent (1995)
Skodowsky, Ziggy (1946)
Skorupski, Jon (2004)
Sloan, Milton (1946)
Slough, Sam (1928-30)
Smalley, Mike (2000)
Smith, Brett (2007)
Smith, C. (1930)
Smith, C.J. (2002-04)
Smith, Casey (1997-98)
Smith, Charles (1958-59)
Smith, F.S. (1923)
Smith, Rickey (1959-61)
Smith, Sidney (1957-59)
Smith, Wilkie (1974-75)
Sobieraj, Aaron (2000-02)
Socarras, Tony (1999-2000)
Sordo, Eddie (1993)
Sowell, Ronnie (1994-95)
Sowers, Tony (1983-84)
Spears, Shane (1994-95)
Spiccola, Tommie (1947)
Spottswood, Chas (2006)
Stahl, David (1981)
Stamper, John (1977)
Stangry, Joseph (1946-47)
Stanley, Mike (1982-85)
Stant, Kevin (1984-85)

TTTT

Talbot, Butch (1960-61)
Tamargo, John (1994-96)
Tate, Charles (1940-41)
*Taylor, E.A. (1913)
Taylor, R.R. (1912-14)
Teegarden, Rob (1978-79)
Teixeira, Pete (1978-79)
Tenney, L.E. (1911-14)
Testa, Nicholas (1946)
Theodocion, James (1955-57)
Thomas, Dave (1970-71)
Thompson, Patrick (2006)
Thompson, Kenneth (1933-35)
Thompson, L.K. (1980)
Thompson, Norris (1940-41)
Thompson, Robby (1983)
Thompson, Wendell (1941)
Thrasher, Leon (1912)
Threadgold, Bobby (1932-33)
Thrower, Frank (1926-27)
Tignor, Hampton (2007-08)
Tillman, Thomas (1959)
Toffaletti, Louis (1930-32)
Toister, Steve (1988)
Toledo, Tommy (2008)
Tordi, Justin (2003-05)
*Touchberry, Burt (1954-57)
Touma, Tim (1985-86)
Townsend, Jon (2007-08)
Trace, Greg (1983)
*Trammell, Allen (1964-65)
Trammell, J. (1928)
*Trapp, Richard (1967-68)
Tredinnick, Arthur (1954-55)
Trefry, Nick (2000-01)
Tucker, Jonathan (2002-04)
Tufts, Bill (1971)
Turlington, Dale (1968-69)
Turnbull, T. (1935)
Turner, Jimmie (1945)
Turner, Lefty (1926-28)
Tutt, Irving (1933-35)
Twomey, Timothy (1957-58)
Tyler, Bob (1974)
Tyner, Daniel (1939)

UUUU

Untriner, Royal (1927-29)

VVVV

Valdes, David (1990-93)
Valdes, Marc (1991-93)
Vangeles, Thomas (1946)
Van Lantingham, H. (1931-32)
Vannatta, Tim (1990)
*Van Sickle, Dale (1929)



Over his four-year career from 1999-2002, Matt Goss sported a career batting average of .324, with 207 hits, 138 RBI, 32 stolen bases and 25 home runs.



YEAR-BY-YEAR RECORDS/ALL-TIME COACHING RECORDS

FLORIDA YEAR-BY-YEAR RECORDS

Year	Overall	Pct.	SEC	Pct.	SEC Finish
1912	9-4-2	.667			
1913	11-9-1	.548			
1914	2-8	.200			
1915	4-6-1	.409			
1916	9-15	.375			
1917	8-3	.727			
1918	No schedule due to World War I				
1919	7-5	.583			
1920	7-11-1	.395			
1921	4-10	.286			
1922	15-5	.750			
1923	10-9	.526			
1924	5-14	.263			
1925	3-6	.333			
1926	14-7	.667			
1927	8-14	.364			
1928	6-14-1	.310			
1929	4-9	.308			
1930	9-8	.529			
1931	11-10	.524			
1932	12-8	.600			
1933	11-2-1	.821	4-4	.500	T-4th
1934	6-7	.462	4-5	.444	5th
1935	7-13-1	.357	4-4	.500	T-4th
1936	7-9	.438	4-4	.500	T-4th
1937	10-7-1	.583	3-3	.500	T-4th
1938	14-9	.609	4-2	.667	2nd
1939	11-8	.555	4-2	.667	3rd
1940	8-11	.429	3-6	.333	T-8th
1941	8-7	.533	2-6	.250	T-10th
1942	6-6	.500	-	-	-
1943	No schedule due to World War II				
1944	No schedule due to World War II				
1945	2-9	.182	-	-	-
1946	4-17-2	.217	1-7	.125	7th
1947	14-15	.483	2-6	.250	12th
1948	10-14-1	.420	3-9	.250	10th
1949	17-13	.567	5-7	.417	7th
1950	20-9	.690	5-3	.625	T-4th

1951	16-9	.640	9-7	.563	4th
1952	21-4-2	.815	12-2	.857	1st*
1953	13-7-1	.643	12-5	.706	3rd
1954	12-10	.545	9-7	.563	5th
1955	8-12	.400	7-9	.438	T-7th
1956	20-4	.833	13-3	.813	1st*
1957	13-11	.542	7-9	.438	7th
1958	17-7	.708	11-3	.786	2nd
1959	13-8	.619	8-4	.667	T-2nd-E
1960	18-14	.563	12-6	.667	1st-E
1961	19-9	.679	11-7	.611	3rd-E
1962	25-10-1	.708	14-3	.824	1st-E*
1963	30-9	.769	13-5	.722	2nd-E
1964	23-11	.676	13-5	.722	2nd-E
1965	20-13	.606	9-3	.750	2nd-E
1966	23-12	.657	8-4	.667	2nd-E
1967	28-8	.778	14-3	.824	2nd-E
1968	25-13	.658	14-2	.875	1st-E
1969	28-17	.636	13-4	.765	1st-E
1970	27-17	.632	11-5	.688	2nd-E
1971	19-26	.422	5-12	.294	6th-E
1972	23-21	.523	7-7	.500	4th-E
1973	23-21	.523	9-7	.563	T-2nd-E
1974	23-20-1	.534	7-9	.438	4th-E
1975	23-25	.479	6-11	.353	6th-E
1976	21-27	.438	10-13	.435	4th-E
1977	39-18	.672	14-9	.609	1st-E
1978	34-15	.694	18-4	.818	1st-E
1979	40-20	.667	16-8	.667	1st-E
1980	40-16	.714	16-8	.667	1st-E
1981	42-17	.712	16-7	.696	1st-E^A
1982	34-25-1	.585	14-8	.636	1st-E^A
1983	38-14	.731	14-7	.667	1st-E
1984	43-16-1	.725	18-4	.818	1st-E^A
1985	43-18	.705	15-6	.714	1st-E
1986	27-26	.509	14-13	.519	6th
1987	32-24	.571	17-9	.654	3rd
1988	48-19-1	.713	21-6	.777	1st^A
1989	44-22	.667	14-10	.583	3rd
1990	29-30	.492	11-12	.478	6th
1991	51-21	.708	16-8	.667	2nd^A

1992	44-20	.688	16-8	.667	1st-E
1993	33-25	.569	12-14	.462	4th-E
1994	40-23	.635	16-9	.640	2nd-E
1995	32-24	.571	12-14	.462	T-2nd-E
1996	50-18	.735	20-10	.667	1st-E*
1997	40-24	.625	17-13	.567	T-1st-E
1998	46-18	.718	21-8	.734	1st-E*
1999	31-25	.553	13-17	.433	T-2nd-E
2000	44-23-1	.654	18-11-1	.617	2nd-E
2001	35-27	.565	16-14	.533	4th-E
2002	46-19	.708	20-10	.667	2nd-E
2003	37-21-1	.636	13-16-1	.450	3rd-E
2004	43-22	.662	17-13	.567	T-2nd-E
2005	48-23	.676	20-10	.667	1st-E*
2006	28-28	.500	10-20	.333	6th-E
2007	29-30	.491	15-15	.500	3rd-E
2008	34-24	.586	17-13	.567	2nd-E

Overall: 2,088-1,371-24 (.603)

SEC: 821-558-2 (.595)

*SEC Champion

^SEC Tournament Champion

E-Eastern Division finish

GATORS' RECORD BY DECADE

Decade	W-L-T	Pct.
1910s	50-50-4	.500
1920s	76-99-2	.435
1930s	98-81-3	.547
1940s	69-92-5	.431
1950s	153-81-3	.652
1960s	239-116-1	.673
1970s	272-210-1	.564
1980s	391-197-3	.664
1990s	396-228	.635
2000s	344-217-2	.613
Totals:	2,088-1,371-24	.603

FLORIDA ALL-TIME COACHING RECORDS

Years	Coach	Seasons	Games	W	L	T	Pct.
1912	H.D. McLeod	1	15	9	4	2	.667
1913	R.P. Hoffman	1	21	11	9	1	.548
1914-16	Pat Flaherty	3	45	15	29	1	.344
1917	Hugh Wicher	1	11	8	3	0	.727
1919-20	Artie Phelan	2	31	14	16	1	.468
1921	William Kline	1	14	4	10	0	.286
1922-23, 26	Lance Richbourg	3	60	39	21	0	.650
1924	Rex Farrior	1	19	5	14	0	.263
1925	James White	1	9	3	6	0	.333
1927-33	Brady Cowell	7	128	61	65	2	.484
1934-36	Ben Clemons	3	50	20	29	1	.410
1937-39	Lew Hardage	3	60	35	24	1	.592
1940-42, 46-47	Sam McAllister	5	100	40	56	4	.420
1945	Bob Pittman	1	11	2	9	0	.182
1948-75	Dave Fuller	28	917	557	354	6	.611
1976-81	Jay Bergman	6	329	216	113	0	.656
1982-83	Jack Rhine	2	112	72	39	1	.647
1984-94	Joe Arnold	11	680	434	244	2	.640
1995-2001	Andy Lopez	7	438	278	159	1	.636
2002-07	Pat McMahon	6	375	231	143	1	.617
2008	Kevin O'Sullivan	1	58	34	24	0	.586
Totals:	21 Coaches	94	3,483	2,088	1,371	24	.603

Coach	Victories	SEC Titles	SEC Division Titles	NCAA Appearances	CWS Berths
Dave Fuller	557	3	4	3	0
Joe Arnold	434	2	3	7	2
Andy Lopez	278	2	3	5	2
Pat McMahon	231	1	1	4	1
Jay Bergman	216	1	5	3	0
Jack Rhine	72	1	2	1	0
Kevin O'Sullivan	34	0	0	1	0
Totals:		10	18	24	5




SAM McALLISTER

(1940-42, 46-47)



DAVE FULLER

(1948-75)



JAY BERGMAN

(1976-81)



JOE ARNOLD

(1984-94)



ANDY LOPEZ

(1995-2001)



PAT McMAHON

(2002-07)

ALL-TIME SERIES RECORDS



School	Meetings	W	L	T	Pct.
Abraham-Baldwin	2	1	1	0	.500
Adelphi	1	1	0	0	1.000
Akron	2	2	0	0	1.000
Alabama	96	42	54	0	.438
Aquinas	2	2	0	0	1.000
Arizona State	4	1	3	0	.250
Arkansas	35	19	16	0	.543
Arkansas-Little Rock	2	2	0	0	1.000
Army	5	4	1	0	.800
Ashland	2	2	0	0	1.000
Assumption	1	1	0	0	1.000
Atlanta Crackers	3	1	2	0	.333
Auburn	228	105	121	2	.465
Austin Peay	5	3	2	0	.600
Baltimore	3	3	0	0	1.000
Baltimore Orioles	3	0	2	1	.167
Banana River N.A.S.	3	1	2	0	.333
Barry	1	1	0	0	1.000
Baylor	2	1	1	0	.500
Belmont Abbey	2	1	1	0	.500
Bethune-Cookman	21	21	0	0	1.000
Birmingham-Southern	2	0	2	0	.000
Boston Braves	4	0	4	0	.000
Bradley Tech	2	2	0	0	1.000
Brooklyn Dodgers	2	0	2	0	.000
Brown	6	5	1	0	.833
Bucknell	1	1	0	0	1.000
Buffalo	1	0	1	0	.000
Bushnell CWS	2	1	1	0	.500
California	2	1	1	0	.500
Cal State Northridge	1	1	0	0	1.000
Campbell	3	3	0	0	1.000
Campbellsville	1	1	0	0	1.000
Camp Benning	5	3	2	0	.600
Camp Blanding	2	1	1	0	.500
Central Connecticut	1	1	0	0	1.000
UCF	30	17	13	0	.567
Central Michigan	7	7	0	0	1.000
College of Charleston	2	2	0	0	1.000
Charleston Southern	10	9	1	0	.900
Charlotte	2	2	0	0	1.000
Cincinnati	3	3	0	0	1.000
The Citadel	4	2	2	0	.500
Clemson	30	18	12	0	.600
Coastal Carolina	1	1	0	0	1.000
Coca-Cola	1	1	0	0	1.000
Colby	1	1	0	0	1.000
Columbia	1	1	0	0	1.000
Columbia College	8	6	2	0	.750
Connecticut	2	2	0	0	1.000
Cumberland	2	2	0	0	1.000
Dartmouth	2	2	0	0	1.000
Davidson	1	1	0	0	1.000
Daytona Beach	1	0	1	0	.000
DeLand Hatters	2	0	2	0	.000
DeLand Reds	6	2	3	1	.417
Delaware	2	1	1	0	.500
Delaware State	1	1	0	0	1.000
Duke	3	1	2	0	.333
Duquesne	1	1	0	0	1.000
East Carolina	4	4	0	0	1.000
Eastern Kentucky	1	1	0	0	1.000
Eastern Michigan	4	3	1	0	.750
Eckerd	7	5	2	0	.714
Erskine	1	0	1	0	.000
Flagler	2	2	0	0	1.000
Florida A&M	16	16	0	0	1.000
Florida Atlantic	18	13	5	0	.722
Florida Gulf Coast	1	1	0	0	1.000
Florida International	3	2	1	0	.667
Florida Southern	60	40	18	2	.683
Florida State	209	93	115	1	.447
Florida Tech	10	10	0	0	1.000
Food Machinery	1	0	1	0	.000
Fordham	5	5	0	0	1.000
Fort Benning	3	1	2	0	.333
Fresno State	1	1	0	0	1.000
Furman	12	11	1	0	.917
Gainesville	3	2	1	0	.667
Gainesville Hawks	4	2	2	0	.500
Gardner-Webb	3	3	0	0	1.000
George Mason	1	1	0	0	1.000
Georgia	265	165	98	2	.626
Georgia Southern	11	9	2	0	.818
Georgia State	11	9	2	0	.818
Georgia Tech	89	57	31	1	.646
Georgia Teachers College	1	1	0	0	1.000
George Washington	4	4	0	0	1.000
Gordon	1	1	0	0	1.000

Green Cove	2	0	2	0	.000
Hawaii	3	3	0	0	1.000
Hampden-Sydney	2	2	0	0	1.000
Hartford	1	1	0	0	1.000
Harvard	3	3	0	0	1.000
Havana	6	4	2	0	.667
High Springs	1	1	0	0	1.000
Hofstra	3	3	0	0	1.000
Howard	6	1	5	0	.167
Illinois	2	1	1	0	.500
Indiana	2	2	0	0	1.000
Iowa State	1	1	0	0	1.000
Jacksonville	76	47	29	0	.618
Jacksonville Marines	1	1	0	0	1.000
Jacksonville N.A.S.	6	2	3	1	.417
Jacksonville NATTC	3	2	1	0	.667
Jacksonville Olympics	10	5	4	1	.550
Jacksonville SE	1	1	0	0	1.000
Jacksonville State	1	1	0	0	1.000
Jacksonville Tars	12	4	8	0	.416
James Madison	1	1	0	0	1.000
Kansas State	2	2	0	0	1.000
Kent State	3	1	2	0	.333
Kentucky	177	123	53	1	.698
Kewatit	4	3	1	0	.750
Key West	1	1	0	0	1.000
King Edward Team	2	2	0	0	1.000
Lafayette	6	4	2	0	.667
Leesburg	1	1	0	0	1.000
Liberty Baptist	1	1	0	0	1.000
Long Beach State	9	6	3	0	.667
Long Island	2	2	0	0	1.000
LSU	80	31	48	1	.394
UL-Lafayette	6	6	0	0	1.000
Louisville	2	1	1	0	.500
Maine	6	6	0	0	1.000
Marianna AAF	1	0	1	0	.000
Marion	2	2	0	0	1.000
Maryland	2	1	1	0	.500
Maryland-Baltimore	1	1	0	0	1.000
Massachusetts	10	10	0	0	1.000
Mayport Security	1	1	0	0	1.000
McNeese State	2	2	0	0	1.000
McDill Field	3	2	1	0	.667
Mercer	58	30	28	0	.517
Methodist	1	1	0	0	1.000
Miami (Fla.)	214	93	120	1	.437
Miami (Ohio)	9	6	3	0	.667
Michigan	7	6	1	0	.857
Michigan State	5	4	1	0	.800
Middle Tennessee State	1	1	0	0	1.000
Millsap	4	3	0	1	.875
Minnesota	4	1	3	0	.250
Ole Miss	77	39	38	0	.506
Mississippi College	2	1	1	0	.500
Mississippi State	86	47	39	0	.547
Missouri	6	5	1	0	.833
Monmouth	1	1	0	0	1.000
Nashville South Assoc.	1	0	1	0	.000
Nashville Vols	1	0	1	0	.000
N.C.A. & E	1	0	1	0	.000
Naval Air Base	4	0	4	0	.000
Naval Air Station	3	2	0	1	.833
Nebraska	1	1	0	0	1.000
Newberry	1	0	1	0	.000
New Orleans	3	2	1	0	.667
New York Giants	2	0	2	0	.000
Nicholls State	2	2	0	0	1.000
Norman J.C.	4	4	0	0	1.000
Norman Park	2	0	2	0	.000
North Carolina	27	12	15	0	.444
UNC Asheville	2	1	1	0	.500
UNC Greensboro	8	7	1	0	.875
N.C. State	4	3	1	0	.750
UNF	5	2	3	0	.400
Northwestern	3	3	0	0	1.000
Notre Dame	5	4	1	0	.800
Ocala	1	0	1	0	.000
Oglethorpe	24	14	10	0	.583
Ohio	4	3	1	0	.750
Ohio State	7	6	1	0	.857
Oklahoma State	6	2	4	0	.333
Old Dominion	1	1	0	0	1.000
Orlando Air Base	1	0	1	0	.000
Ormond Beach Hotel	2	2	0	0	1.000
Pace	4	4	0	0	1.000
Palmer College	14	9	5	0	.643
Pensacola	2	1	1	0	.500
Pensacola Aviators	1	1	0	0	1.000
Pensacola N.A.S.	4	1	3	0	.250

Pfeiffer	1	1	0	0	1.000
Philadelphia A's	2	0	2	0	.000
Philadelphia National	3	0	3	0	.000
Pinecastle AAF	2	0	2	0	.000
Presbyterian	1	1	0	0	1.000
Princeton	1	1	0	0	1.000
Purdue	5	5	0	0	1.000
Quincy	1	1	0	0	1.000
Radford	2	2	0	0	1.000
Raiford	4	3	1	0	.750
Rhode Island	2	2	0	0	1.000
Richmond	2	2	0	0	1.000
Rider	1	1	0	0	1.000
Rollins	155	97	53	5	.642
St. Augustine	2	2	0	0	1.000
St. Bonaventure	2	2	0	0	1.000
St. John's	1	1	0	0	1.000
St. Joseph's	2	2	0	0	1.000
St. Leo	13	12	1	0	.923
St. Louis Browns	1	0	1	0	.000
St. Louis Cardinals	1	0	1	0	.000
St. Thomas	1	1	0	0	1.000
St. Xavier	6	5	1	0	.833
Samford	3	3	0	0	1.000
San Diego State	6	4	1	1	.750
Sanford N.A.S.	2	0	2	0	.000
San Jose State	3	1	2	0	.333
Santa Clara	3	2	1	0	.667
Savannah State	2	2	0	0	1.000
Sewanee	3	2	1	0	.667
Siena	11	11	0	0	1.000
South Alabama	3	2	1	0	.667
South Carolina	58	23	35	0	.397
USF	67	45	22	0	.672
Southern California	2	0	2	0	.000
Southern Illinois	4	2	2	0	.500
Southern Miss	1	0	1	0	.000
State Prison	5	5	0	0	1.000
Southeastern Louisiana	1	1	0	0	1.000
Stetson	110	76	34	0	.691
SUNY-Stony Brook	1	1	0	0	1.000
Tallahassee	5	4	1	0	.800
Tampa	26	20	6	0	.770
Tampa Smokers	5	0	5	0	.000
Temple	10	6	4	0	.600
Tennessee	207	131	76	0	.633
UT-Chattanooga	4	4	0	0	1.000
Texas	2	0	2	0	.000
Texas A&M	7	1	6	0	.143
Texas State	1	1	0	0	1.000
Trinity College	2	0	2	0	.000
Troy State	3	3	0	0	1.000
Troy Teachers College	2	1	1	0	.500
Tulane	7	5	2	0	.714
UAB	2	2	0	0	1.000
UCLA	4	3	1	0	.750
Valdosta State	19	14	5	0	.737
Vanderbilt	176	116	59	1	.662
Villanova	3	2	1	0	.667
Virginia	5	4	1	0	.800
VMI	4	2	2	0	.500
VPI	1	0	1	0	.000
Virginia Tech	1	1	0	0	1.000
Wagner	2	2	0	0	1.000
Wake Forest	7	5	2	0	.714
Washington and Lee	1	0	1	0	.000
Washington Senators	1	0	1	0	.000
Waycross AAF	1	0	1	0	.000
West Virginia	1	1	0	0	1.000
Western Carolina	12	9	3	0	.750
Western Kentucky	6	6	0	0	1.000
Western Michigan	5	4	1	0	.800
West Virginia	4	4	0		



YEAR-BY-YEAR RESULTS & SCORES



Florida's first varsity-sponsored baseball team in 1912.

Home Games in CAPS; (N) Neutral Site; (I) Extra Innings since 1984

1912 (9-4-2)

Coach: H.D. McLeod

2/22	JACKSONVILLE OLYMPICS	T	6-6
2/23	JACKSONVILLE OLYMPICS	L	2-3
2/23	JACKSONVILLE OLYMPICS	W	1-0
3/1	Stetson	W	8-0
3/2	Stetson	L	2-4
3/4	Rollins	L	4-5
3/5	Rollins	W	4-2
3/18	STETSON	W	4-3
3/19	STETSON	W	6-2
3/22	Southern College	T	11-11
3/23	Southern College	W	7-5
3/25	ROLLINS	L	3-8
3/26	ROLLINS	W	4-3
3/28	SOUTHERN COLLEGE	W	11-5
3/29	SOUTHERN COLLEGE	W	8-2

1913 (11-9-1)

Coach: R.P. Hoffman

2/21	JACKSONVILLE OLYMPICS	W	18-7
2/22	JACKSONVILLE OLYMPICS	W	7-6
2/28	SOUTHERN COLLEGE	W	9-2
3/1	SOUTHERN COLLEGE	T	2-2
3/13	Stetson	L	1-3
3/14	Stetson	L	2-7
3/15	Stetson	L	2-7
3/20	MERCER	W	11-5
3/21	MERCER	W	4-3
3/22	MERCER	W	2-1
3/28	Southern College	W	14-7
3/29	Southern College	W	11-7
4/10	Auburn (N)	L	2-3
4/11	Auburn (N)	L	5-8
4/12	Auburn (N)	L	2-4
4/30	SEWANNEE	W	6-4
5/1	SEWANNEE	W	9-3
	SEWANNEE	L	2-4
5/16	Mercer	L	1-2
5/17	Mercer	L	0-5
5/19	Gordon	W	2-1

1914 (2-8)

Coach: Pat Flaherty

3/4	SOUTHERN	L	5-7
3/4	SOUTHERN	L	2-7
3/23	ST. LOUIS BROWNS	L	0-17
4/3	MERCER	W	7-2
4/4	MERCER	L	0-3
4/9	Auburn (N)	L	1-8
4/10	Auburn (N)	L	3-4
4/11	Auburn (N)	W	5-3
5/12	Mercer	L	1-2
5/13	Mercer	L	5-10

1915 (4-6-1)

Coach: Pat Flaherty

3/22	JACKSONVILLE OLYMPICS	L	6-9
	KEWATIN	W	4-2
	KEWATIN	L	9-10
3/23	PHILADELPHIA A'S	L	3-16
3/27	UT-CHATTANOOGA	W	14-6
3/28	UT-CHATTANOOGA	W	5-3
4/15	Ocala	L	5-7
4/21	Quincy	W	9-4
4/22	Auburn (N)	L	2-7
4/23	Auburn (N)	T	5-5
4/24	Auburn (N)	L	2-8

1916 (9-14)

Coach: Pat Flaherty

2/21	COLUMBIA COLLEGE	L	3-4
2/22	COLUMBIA COLLEGE	W	3-2
2/28	JACKSONVILLE OLYMPICS	L	3-11
2/29	JACKSONVILLE OLYMPICS	L	3-7
2/29	JACKSONVILLE OLYMPICS	W	4-2
3/9	KEWATIN	W	5-4
3/9	KEWATIN	W	16-2
3/18	PHILADELPHIA A'S	L	5-20
4/7	Palmer College	L	1-2
4/7	Palmer College	W	1-0

4/8	Palmer College	L	0-1
4/14	Mercer	W	5-2
4/15	Mercer	L	6-12
4/21	TENNESSEE	L	2-10
4/22	TENNESSEE	W	6-5
4/22	TENNESSEE	W	2-1
5/8	Mercer	L	2-5
5/9	Mercer	L	1-2
5/10	Southern	L	0-2
5/11	Southern	W	6-5
5/12	Auburn	L	0-7
5/13	Auburn	L	3-14
5/13	Auburn	L	1-7



Right-hander Bryan Ball completed his four-year UF career in 2006 tied with Marc Valdes for first on the squad's all-time list for most starts (55) and his 20 victories rank 11th.

1917 (8-3)

Coach: Hugh Wicher

2/24	JACKSONVILLE OLYMPICS	W	9-0
3/9	Columbia College	W	4-1
3/10	Columbia College	L	0-3
3/10	Columbia College	W	7-2
3/26	Palmer College	L	1-5
3/27	Palmer College	W	9-6
3/27	Palmer College	L	3-4
3/28	Tallahassee	W	9-1
3/30	COLUMBIA COLLEGE	W	3-0
3/31	COLUMBIA COLLEGE	W	13-2
3/31	COLUMBIA COLLEGE	W	7-1

1918 (DID NOT FIELD TEAM DUE TO WORLD WAR I)

1919 (7-5)

Coach: Artie Phelan

4/10	48th Infantry	W	17-9
4/12	South Carolina	L	3-5
4/12	South Carolina	L	4-6
4/14	Wofford	W	4-3
4/15	Furman	L	3-4
	Erskine	L	0-2
	Newberry	L	1-3
	Presbyterian	W	7-0
	Stetson	W	13-4
	High Springs	W	5-3
5/15	STETSON	W	13-4
5/16	STETSON	W	7-3

1920 (7-11-1)

Coach: Artie Phelan

3/24	Rollins	W	8-3
3/25	Rollins	W	9-2
3/26	Stetson	L	3-4
3/27	Stetson	W	14-2
4/3	Stetson	W	10-7
4/3	Stetson	W	5-4
4/9	Palmer College	W	1-0
4/10	Palmer College	L	1-2
4/12	Howard	L	2-3
4/13	Alabama	L	4-13
4/14	Alabama	L	3-9
4/15	Georgia Tech	L	0-8
4/24	GEORGIA TECH	L	3-9
4/25	GEORGIA TECH	L	3-6
4/27	ROLLINS	W	14-3
4/28	ROLLINS	L	6-8
5/3	Auburn	L	2-7
5/4	Auburn	L	0-1
5/4	Auburn	T	1-1

1921 (4-10)

Coach: William Kline

3/21	Mercer	L	0-11
3/22	Mercer	W	4-1
	PHILADELPHIA NATIONALS	L	4-18
	PHILADELPHIA NATIONALS	L	0-13
3/28	Camp Benning	W	3-2
3/29	Yale	L	11-12
3/30	VPI	L	4-7
3/31	Washington & Lee	L	4-9
4/2	VMI	W	15-5
4/3	Trinity College	L	4-6
4/4	North Carolina	L	1-3
4/5	N.C.A. & E.	L	3-5
4/6	Furman	W	10-7
4/7	Mercer	L	2-3

1922 (15-5)

Coach: Lance Richbourg

3/22	MERCER	L	6-10
3/23	MERCER	W	7-5
3/24	Philadelphia Nationals	L	3-12
3/29	Rollins	W	6-5
3/30	Rollins	W	16-0
3/31	Stetson	W	10-5
4/1	Stetson	W	6-1
4/5	Palmer College	W	11-0
4/6	Palmer College	W	9-1
4/7	Camp Benning	W	9-3
4/8	Camp Benning	W	5-4
4/10	Mississippi College	W	2-0
4/11	Mississippi College	L	0-4
4/12	Mississippi	W	7-1
4/13	Mississippi	L	1-4
4/15	Yale	W	3-2
4/21	ROLLINS	W	14-0
4/22	ROLLINS	W	8-3
5/5	STETSON	L	0-2
5/6	STETSON	W	12-1

1923 (10-9)

Coach: Lance Richbourg

	Southern	W	7-2
	Southern	W	5-0
	Atlanta Crackers	W	4-3
	Rollins	W	6-2
	Rollins	W	6-4
	Stetson	W	13-4
	Stetson	L	1-2
	STETSON	W	10-5
	STETSON	W	10-1
	Oglethorpe	L	0-6
	Oglethorpe	L	4-12
	Georgia Tech	L	0-2
	Georgia Tech	L	0-13
	Mississippi A&M	L	0-10
	Mississippi A&M	L	0-9
	Camp Benning	L	2-10
	Camp Benning	L	5-9
	SOUTHERN	W	10-5
	SOUTHERN	W	2-0

1924 (5-14)

Coach: Rex Farris

	STETSON	W	4-0
	STETSON	W	4-2
3/14	HOWARD	L	0-2
3/15	HOWARD	L	0-2
3/24	Mercer	L	2-10
3/25	Mercer	L	2-4
3/26	Mercer	L	1-2
3/27	Mercer	L	2-3
	Auburn (N)	L	3-10
	Auburn (N)	W	4-3
4/21	Howard	L	3-4
4/22	Howard	L	8-11
	Pensacola	W	3-1
	Pensacola	L	5-8
4/28	Mercer	L	0-1
4/29	Mercer	L	1-14
	TRINITY	L	6-11
	Stetson	L	3-7
	Stetson	W	3-0

1925 (3-6)

Coach: James White

	MERCER	L	4-13
	MERCER	L	0-6
	MERCER	L	7-11
	MERCER	W	7-4
	Pensacola N.A.S.	L	2-8
	Pensacola N.A.S.	L	0-3
	Palmer College	W	3-1
	Palmer College	W	10-2
	Mercer	L	2-7

1926 (14-7)


Coach: Lance Richbourg

	New York Giants	L	3-11
	Washington Senators	L	2-5
4/14	Havana	W	12-6
	Havana	L	3-11
	Havana	W	29-6
	Havana	W	7-0
	Key West Town Team	W	7-0
4/29	Palmer College	W	7-2
	Palmer College	W	4-3
	Pensacola Aviators	W	5-3
5/12	Jacksonville SE	W	4-2
	Auburn	L	1-2
	Auburn	L	3-4
	MERCER	W	8-1
	MERCER	W	6-5
	MERCER	L	2-3
	Mercer	W	8-3
	Stetson	W	5-1
	Mercer	W	5-2
	Mercer	L	0-1
	STETSON	W	12-0

1927 (8-14)

Coach: Brady Cowell

3/8	St. Louis Cardinals	L	4-6
	Brooklyn Dodgers	L	3-11
3/11	Buffalo	L	2-5
3/24	NEW YORK GIANTS	L	1-3
3/26	Jacksonville Tars	W	4-1
3/28	MISSISSIPPI A&M	L	0-2
3/28	MISSISSIPPI A&M	L	4-5
3/29	MISSISSIPPI A&M	L	2-3
3/30	BOSTON BRAVES	L	3-4
4/2	Fort Benning	L	1-2
4/3	Fort Benning	W	8-0
4/4	Auburn	L	1-2
4/5	Auburn	W	1-0
4/6	Alabama	L	0-16
4/7	Alabama	W	10-1
4/8	Vanderbilt	W	5-2
4/12	Birmingham-Southern	L	6-7
4/13	Birmingham-Southern	L	4-5
4/18	Sanford	W	6-4
4/26	Auburn	W	4-3
4/26	Auburn	W	5-4
4/27	Auburn	L	0-5



One of the top defensive catchers in school history, Brian Jeroloman threw out an SEC-leading 37 runners attempting to steal in 2005, when he was an All-SEC pick.

1928 (6-14-1)

Coach: Brady Cowell

2/22	Ormond Beach Hotel	W	3-2
2/23	Ormond Beach Hotel	W	2-1
3/14	Brooklyn Dodgers	L	3-17
3/16	Boston Braves	L	0-7
3/17	Baltimore	T	0-0
3/21	Jacksonville Tars	W	5-3
3/22	Jacksonville Tars	L	3-6
3/23	Jacksonville Tars	W	3-0
4/2	BOSTON BRAVES	L	0-16
4/4	CLEMSON	L	1-2
4/5	CLEMSON	W	12-6
4/11	Auburn	L	1-4
4/12	Auburn	L	5-10
4/13	Alabama	L	2-6

YEAR-BY-YEAR RESULTS & SCORES



4/14	Alabama	L	1-12
4/16	Mississippi A&M	L	2-7
4/17	Mississippi A&M	L	4-5
4/19	Fort Benning	L	0-4
4/26	Auburn	W	6-5
4/27	Auburn	L	0-2
4/28	Auburn	L	1-2

1929 (4-9)

Coach: Brady Cowell			
3/16	State Prison	W	10-2
3/26	Jacksonville Tars	L	3-4
3/27	Jacksonville Tars	W	1-0
4/2	BOSTON BRAVES	L	5-12
4/5	GEORGIA TECH	W	4-3
4/6	GEORGIA TECH	L	1-3
4/12	Tampa Smokers	L	2-10
4/13	Tampa Smokers	L	1-3
4/22	Tallahassee	W	7-6
4/23	Tallahassee	L	4-6
4/25	Auburn	L	7-9
4/26	Auburn	L	2-7
4/27	Auburn	L	6-7



A four-run fifth inning, highlighted by Jeff Corsaletti's third double of the game that brought across Stephen Barton, propelled the Gators to a 7-4 triumph over second-ranked Nebraska in front of 26,813 fans at Rosenblatt Stadium. With its season-best seventh-straight win, UF moved one step closer to advancing to the best-of-three championship round in 2005.

1930 (9-8)

Coach: Brady Cowell			
4/1	Tampa Smokers	L	2-3
4/3	Georgia Tech	L	1-2
4/4	Georgia Tech	W	3-1
4/7	Clemson	W	5-2
4/8	Clemson	L	3-9
4/10	JACKSONVILLE TARS	L	1-5
4/11	TAMPA SMOKERS	L	1-15
4/12	Jacksonville Tars	L	5-10
4/21	NOTRE DAME	L	4-5
4/21	NOTRE DAME	W	1-0
4/22	Tallahassee	W	11-9
4/23	Tallahassee	W	10-2
4/24	Auburn	W	3-2
4/25	Auburn	L	2-3
4/26	Auburn	W	4-3
5/7	MERCER	W	3-2
5/8	MERCER	W	11-2

1931 (11-10)

Coach: Brady Cowell			
4/3	GEORGIA	L	2-3
4/4	GEORGIA	W	3-2
4/11	KING EDWARD TEAM	W	9-8
4/13	GEORGIA TECH	W	8-6
4/14	GEORGIA TECH	W	9-8
4/20	Georgia	L	3-9
4/21	Georgia	L	4-7
4/22	Georgia Tech	L	4-8
4/23	Georgia Tech	W	4-3
4/24	Oglethorpe	L	3-16
4/25	Oglethorpe	L	6-9
5/1	AUBURN	L	3-6
5/2	AUBURN	W	5-1
5/4	OGLETHORPE	W	5-3
5/5	OGLETHORPE	W	8-5
5/9	Auburn	L	3-4
5/9	Auburn	W	8-6
5/11	Mercer	L	3-4
5/12	Mercer	L	2-10
5/15	MERCER	W	7-4
5/16	MERCER	W	10-3

1932 (12-8)

Coach: Brady Cowell			
3/26	KING EDWARD TEAM	W	11-0
3/28	ST. AUGUSTINE	W	8-6
4/1	OGLETHORPE	W	6-2
4/2	OGLETHORPE	W	6-4
4/6	COCA-COLA	W	9-3
4/8	NORMAN PARK	L	7-8
4/9	NORMAN PARK	L	5-7
4/15	GEORGIA STATE	W	7-5
4/16	GEORGIA STATE	L	2-4
4/22	Auburn	L	2-5
4/23	Auburn	L	2-6
4/25	Georgia Tech	W	6-4
4/26	Georgia Tech	W	7-1
4/27	Georgia	L	1-2
4/28	Georgia	L	1-9
4/30	St. Augustine	W	16-3
5/3	DeLAND REDS	L	6-9
5/7	DeLand Reds	W	12-8
5/13	Rollins	W	15-3
5/14	Rollins	W	10-1

1933 (11-2-1) (4-4 SEC, T-4TH)

Coach: Brady Cowell			
3/31	NORMAN JUNIOR COLLEGE	W	1-0
4/1	NORMAN JUNIOR COLLEGE	W	12-3
4/6	DeLand Reds	T	2-2
4/7	Rollins	W	18-0
4/8	Rollins	W	5-3
4/19	Georgia State	W	12-7
4/20	Georgia State	L	3-10
4/21	Norman Junior College	W	4-2
4/22	Norman Junior College	W	8-6
4/28	GEORGIA STATE	W	2-1
4/29	GEORGIA STATE	W	8-0
5/5	DeLAND REDS	L	0-5
5/12	ROLLINS	W	13-0
5/13	ROLLINS	W	7-1

1934 (6-7) (4-5 SEC, 5TH)

Coach: Ben Clemons			
3/24	Baltimore Orioles	L	5-12
3/29	BALTIMORE ORIOLES	L	1-10
4/6	Georgia*	W	15-5
4/7	Georgia*	L	6-7
4/9	Georgia Tech*	L	2-3
4/10	Georgia Tech*	W	18-6
4/13	ROLLINS	W	15-2
4/14	ROLLINS	W	13-1
4/16	MILLSAP	W	7-1
4/17	MILLSAP	W	10-4
4/30	GEORGIA*	L	5-7
5/4	Rollins	L	5-13
5/5	Rollins	L	5-10

1935 (7-13-1) (4-4 SEC, T-4TH)

Coach: Ben Clemons			
3/24	Nashville Vois	L	0-10
3/27	NASHVILLE SOUTH ASSOC.	L	3-14
3/30	Jacksonville Tars	L	2-9
4/3	JACKSONVILLE TARS	L	2-6
4/5	GAINESVILLE HAWKS	W	6-1
4/11	Daytona Beach	L	7-8
4/13	DeLand Reds	L	1-2
4/15	MILLSAP	W	15-12
4/16	MILLSAP	T	2-2
4/18	Auburn*	L	6-7
4/19	Auburn*	L	4-9
4/20	Auburn*	W	8-6
4/24	TROY TEACHERS COLLEGE	W	3-2
4/25	TROY TEACHERS COLLEGE	L	1-13
4/26	Rollins	L	3-5
4/27	Rollins	L	1-2
5/2	DE LAND REDS	W	8-7
5/6	Georgia*	W	8-0
5/7	Georgia*	L	1-5
5/10	ROLLINS	L	7-8
5/11	ROLLINS	W	3-2

1936 (7-9) (4-4 SEC, T-4TH)

Coach: Ben Clemons			
4/9	GAINESVILLE HAWKS	L	4-5
4/11	GAINESVILLE HAWKS	L	1-5
4/15	Auburn*	L	2-10
4/16	Auburn*	L	1-4
4/17	Oglethorpe	L	7-9
4/18	Oglethorpe	L	3-5
4/20	Georgia*	W	10-6
4/21	Georgia*	L	6-7
4/29	OGLETHORPE	W	6-3
4/30	OGLETHORPE	W	3-1
5/8	Rollins	W	5-4
5/9	Rollins	W	8-6
5/11	GEORGIA*	W	4-2
5/12	GEORGIA*	L	6-8

5/16	ROLLINS	L	0-2
5/16	ROLLINS	W	3-2

1937 (10-7-1) (3-3 SEC, T-4TH)

Coach: Lew Hardage			
4/2	OGLETHORPE	W	3-0
4/3	OGLETHORPE	L	1-6
4/3	OGLETHORPE	L	7-10
	Raiford	W	8-2
4/16	GEORGIA TECH*	W	10-9
4/17	GEORGIA TECH*	W	5-4
4/23	AUBURN*	L	7-9
4/24	AUBURN*	L	4-9
	Rollins	W	4-3
	Rollins	T	3-3
5/6	Oglethorpe	W	10-7
5/6	Oglethorpe	W	6-1
5/7	Vanderbilt	W	5-4
5/8	Vanderbilt	L	2-4
5/10	Georgia*	L	7-8
5/10	Georgia*	W	9-1
5/15	ROLLINS	W	7-1
5/15	ROLLINS	L	9-12

1938 (14-9) (4-2 SEC, 2ND)

Coach: Lew Hardage			
3/26	State Prison	W	10-3
3/29	OGLETHORPE	W	4-1
3/30	OGLETHORPE	W	4-2
4/8	Abraham Baldwin	L	8-10
4/9	Abraham Baldwin	W	6-0
4/11	Oglethorpe	W	7-0
4/12	Oglethorpe	L	0-5
4/13	Georgia Tech*	W	7-4
4/14	Georgia Tech*	W	11-1
4/15	Auburn*	W	4-3
4/16	Auburn*	L	5-6
	Stetson	L	5-7
	Rollins	L	0-1
	Rollins	L	0-3
	Rollins	W	4-0
4/27	STETSON	W	7-0
4/29	GEORGIA*	W	7-5
4/30	GEORGIA*	L	6-7
5/6	NAVAL AIR STATION	W	11-5
5/7	NAVAL AIR STATION	W	9-5
5/13	ROLLINS	W	8-7
5/14	ROLLINS	L	6-8
	ROLLINS	L	2-8

1939 (11-8) (4-2 SEC, 3RD)

Coach: Lew Hardage			
3/25	Raiford	W	10-4
3/25	Raiford	W	9-7
	HAVANA	L	4-9
	HAVANA	W	14-7
	GEORGIA TECH*	W	14-2
	GEORGIA TECH*	W	5-3
	GAINESVILLE	L	5-6
	Jacksonville Olympics	L	5-12
4/20	STETSON	W	15-4
4/20	STETSON	L	5-10
4/21	Rollins	L	1-5
4/22	Rollins	W	5-4
4/27	Oglethorpe	W	13-1
4/28	Georgia*	W	5-3
4/29	Georgia*	L	1-12
	AUBURN*	W	9-2
	AUBURN*	L	5-11
	ROLLINS	W	6-4
	ROLLINS	L	6-7

1940 (8-11-2) (3-6 SEC, T-8TH)

Coach: Sam McAllister			
3/23	Raiford	L	1-6
3/27	OGLETHORPE	W	3-2
3/28	OGLETHORPE	L	6-12
4/6	GAINESVILLE HAWKS	W	15-5
4/9	Miami (Fla.)	W	18-13
4/10	Rollins	L	5-6
4/11	Rollins	W	6-1
4/12	GEORGIA TECH*	T	1-1
4/13	GEORGIA TECH*	W	7-1
4/20	PENSACOLA N.A.S.	L	5-7
4/21	PENSACOLA N.A.S.	W	13-0
4/26	GEORGIA*	L	10-11
4/27	GEORGIA*	L	3-12
5/1	Alabama*	L	2-6
5/2	Alabama*	L	6-8
5/3	Auburn*	L	1-2
5/4	Auburn*	W	4-2
5/6	Georgia Tech*	L	8-9
5/7	Georgia Tech*	W	8-5
5/10	ROLLINS	T	2-2
5/11	ROLLINS	L	0-3



Dave Majeski accumulated a school-record 21 hits during four SEC Tourney appearances between 1989-92.

1941 (8-7) (2-6 SEC, T-10TH)

Coach: Sam McAllister			
3/26	ALABAMA*	L	3-12
3/27	ALABAMA*	L	3-5
4/2	Rollins	W	15-2
4/12	TAMPA	L	2-7
4/19	Tampa	W	7-2
4/23	Georgia Tech*	W	5-3
4/24	Georgia Tech*	L	1-4
4/25	Georgia*	L	1-11
4/26	Georgia*	L	0-9
5/2	AUBURN*	L	9-10
5/3	AUBURN*	W	6-5
5/6	McDILL FIELD	W	10-2
5/10	CAMP BLANDING	W	12-2
5/12	ROLLINS	W	9-4
5/13	ROLLINS	W	6-5

1942 (6-6)

Coach: Sam McAllister			
3/21	143rd Infantry	W	5-4
3/28	143RD INFANTRY	W	2-0
4/8	MAYPORT SECURITY BASE	W	8-7
4/11	State Prison	W	13-11
4/18	Jacksonville Tars	L	1-15
4/22	774TH TANK DIVISION	W	5-4
4/24	JACKSONVILLE MARINES	W	7-4
4/28	ORLANDO AIR BASE	L	9-11
4/30	Naval Air Base	L	4-5
5/1	NAVAL AIR BASE	L	7-12
5/8	NAVAL AIR BASE	L	6-9
5/9	Naval Air Base	L	2-12

1943 (DID NOT FIELD TEAM DUE TO WORLD WAR II)

1944 (DID NOT FIELD TEAM DUE TO WORLD WAR II)

1945 (2-9)

Coach: Bob Pittman			
3/31	CAMP BLANDING	L	2-12
4/4	MARIANNA AAF	L	2-12
4/7	Sanford N.A.S.	L	4-5
4/11	PINECASTLE AAF	L	6-10
4/18	WAYCROSS AAF	L	8-9
4/21	State Prison	W	4-3
4/25	Bushnell CWS	W	17-10
4/28	Pinecastle AAF	L	6-8
4/29	Food Machinery	L	12-13
4/30	BUSHNELL CWS	L	7-9
5/2	SANFORD N.A.S.	L	1-9

1946 (4-17-2) (1-7 SEC, 7TH)

Coach: Sam McAllister			
3/13	Atlanta Crackers	L	6-16
3/21	Atlanta Crackers	L	4-9
3/23	State Prison	W	12-1
3/27	16TH FLEET	W	3-2
3/30	McDill Field	L	13-14
4/3	Naval Air Station	T	3-3
4/6	McDILL FIELD	W	7-1
4/10	JACKSONVILLE N.A.S.	L	3-8
4/12	Auburn*	L	1-3
4/13	Auburn*	W	4-1
4/16	Green Cove N.A.S.	L	2-9
4/18	JACKSONVILLE NATTC	L	5-8
4/20	Jacksonville N.A.S.	L	0-4



YEAR-BY-YEAR RESULTS & SCORES

4/20	Jacksonville N.A.S.	L	4-5
4/22	GEORGIA*	L	2-7
4/23	GEORGIA*	L	1-11
4/27	BANANA RIVER N.A.S.	L	1-16
4/29	AUBURN*	L	1-7
4/30	AUBURN*	L	2-8
5/2	Jacksonville N.A.S.	T	0-0
5/4	Banana River N.A.S.	L	4-5
5/10	Georgia*	L	6-8
5/11	Georgia*	L	6-8

1947 (14-15) (2-6 SEC, 12TH)

Coach: Sam McAllister

3/21	DeLand Hatters	L	5-11
3/22	DeLand Hatters	L	2-13
3/25	Green Cove N.A.S.	L	7-21
3/28	Tampa Smokers	L	2-19
4/1	JACKSONVILLE N.A.S.	W	6-2
4/4	Miami (Fla.)	L	5-9
4/5	Miami (Fla.)	L	0-1
4/9	Jacksonville NATTC	W	9-5
4/11	GEORGIA*	W	6-3
4/12	GEORGIA*	L	9-18
4/15	Tampa	W	4-3
4/16	Southern College	W	6-4
4/18	Rollins	W	7-1
4/19	Rollins	W	3-1
4/23	JACKSONVILLE NATTC	W	10-3
4/25	Auburn*	L	1-7
4/26	Auburn*	L	3-7
4/29	TAMPA	L	7-23
5/2	Georgia*	L	8-12
5/3	Georgia*	W	6-5
5/5	SOUTHERN COLLEGE	W	17-10
5/7	STETSON	W	10-2
5/9	ROLLINS	L	3-10
5/10	ROLLINS	L	6-22
5/12	AUBURN*	L	7-18
5/13	AUBURN*	L	2-9
5/15	Jacksonville N.A.S.	W	7-5
5/17	Stetson	W	19-4
5/20	BANANA RIVER N.A.S.	W	10-6

1948 (10-14-1) (3-9 SEC, 10TH)

Coach: Dave Fuller

3/22	ALABAMA*	L	2-10
3/23	ALABAMA*	L	1-17
3/25	GEORGIA TEACHERS COLLEGE	W	12-9
4/3	Tampa*	W	4-3
4/7	Ole Miss*	W	4-3
4/7	Ole Miss*	L	2-8
4/8	Ole Miss*	L	1-8
4/9	Mississippi State*	L	7-8
4/16	ROLLINS	T	12-12
4/17	ROLLINS	L	5-8
4/21	Auburn*	L	1-11
4/22	Auburn*	L	5-9
4/23	Alabama*	W	4-2
4/24	Alabama*	W	3-1
4/28	TAMPA	W	14-1
4/30	SOUTHERN COLLEGE	W	7-0
5/1	Stetson	L	6-10
5/3	MISSISSIPPI STATE*	L	3-15
5/4	MISSISSIPPI STATE*	L	6-7
5/7	MIAMI (Fla.)	W	16-7
5/8	MIAMI (Fla.)	W	8-7
5/14	Rollins	L	4-5
5/15	Rollins	L	5-8
5/18	STETSON	W	6-2
5/22	Southern College	L	8-9

1949 (17-13) (5-7 SEC, 7TH)

Coach: Dave Fuller

3/18	NORTH CAROLINA	W	6-0
3/19	NORTH CAROLINA	L	2-9
3/21	ALABAMA*	L	0-4
3/22	ALABAMA*	L	2-16
3/23	GEORGIA TECH*	W	6-1
3/24	GEORGIA TECH*	W	11-1
3/30	STETSON	W	6-1
4/1	OLE MISS*	W	3-2
4/2	OLE MISS*	L	2-4
4/7	Southern College	W	8-4
4/8	Miami (Fla.)	W	17-4
4/9	Miami (Fla.)	L	8-9
4/14	Tampa	L	4-7
4/15	CLEMSON	W	9-7
4/16	CLEMSON	W	14-13
4/22	ROLLINS	W	4-3
4/23	ROLLINS	L	2-7
4/27	Georgia*	L	3-8
4/28	Georgia*	L	0-4
4/30	Georgia Tech*	L	1-11
4/30	Georgia Tech*	W	6-3
5/4	Stetson	W	2-0
5/6	AUBURN*	W	8-4

5/7	AUBURN*	L	1-2
5/10	SOUTHERN COLLEGE	W	4-2
5/13	MIAMI (Fla.)	W	9-5
5/14	MIAMI (Fla.)	L	4-7
5/17	TAMPA	W	7-6
5/20	Rollins	W	3-2
5/21	Rollins	L	3-4

1950 (20-9) (5-3 SEC, T-4TH)

Coach: Dave Fuller

3/17	NORTH CAROLINA	W	7-5
3/18	NORTH CAROLINA	L	6-7
3/20	GEORGIA*	W	7-3
3/21	GEORGIA*	W	8-6
3/24	AUBURN*	W	7-6
3/25	AUBURN*	W	14-4
3/29	Leesburg	W	7-6
3/31	Tampa	W	12-7
4/1	GAINESVILLE	W	17-9
4/4	BRADLEY TECH	W	7-5
4/5	BRADLEY TECH	W	10-6
4/7	Miami (Fla.)	W	3-2
4/8	Miami (Fla.)	L	3-5
4/10	Stetson	L	2-6
4/11	GAINESVILLE	W	6-2
4/14	TAMPA	W	19-6
4/18	FLORIDA SOUTHERN	W	20-8
4/21	Rollins	W	3-2
4/22	Rollins	W	10-6
4/26	Auburn*	L	4-5
4/27	Auburn*	W	5-3
4/28	Alabama*	L	6-7
4/29	Alabama*	L	2-3
5/1	MIAMI (Fla.)	W	6-4
5/2	MIAMI (Fla.)	L	9-12
5/6	Florida Southern	W	7-6
5/11	STETSON	W	11-8
5/12	ROLLINS	L	8-17
5/13	ROLLINS	L	1-2

1951 (16-9) (9-7 SEC, 4TH)

Coach: Dave Fuller

TENNESSEE*	L	6-12
TENNESSEE*	W	15-3
GEORGIA*	W	3-2
GEORGIA*	W	10-9
GEORGIA TECH*	W	10-7
GEORGIA TECH*	L	8-10
Rollins	L	2-3
Rollins	W	8-1
Georgia Tech*	W	15-5
Georgia*	W	13-2
Georgia*	W	12-2
Tennessee*	L	3-5
Tennessee*	L	2-5
Georgia Tech*	W	7-6
FLORIDA SOUTHERN	W	15-7
MIAMI (Fla.)	L	3-4
MIAMI (Fla.)	W	17-10



The 2006 season marked the 50th anniversary of UF's second SEC Championship team.

AUBURN*	L	2-10
AUBURN*	W	19-5
STETSON	W	24-9
Auburn*	L	5-7
Auburn*	L	1-8
Stetson	W	8-4
ROLLINS	W	17-9
ROLLINS	W	11-2

1952 (21-4-2) (12-2-1 SEC, 1ST)

Coach: Dave Fuller

District III Playoffs

SEC Champions

GEORGIA TECH*	W	9-3
GEORGIA TECH*	W	13-2
GEORGIA*	T	12-12
GEORGIA*	W	2-1
TENNESSEE*	W	7-6
TENNESSEE*	W	8-7
Tennessee*	W	15-1
Miami (Fla.)	W	4-1
Miami (Fla.)	W	8-5
Rollins	W	6-1
Rollins	W	2-1



A perfect 4-0 mark on its own turf in the '96 East Regional paved the way for UF's third journey to Omaha.

ROLLINS	W	4-2
ROLLINS	W	6-1
Georgia*	W	8-3
Georgia*	W	4-2
Georgia Tech*	L	5-6
Georgia Tech*	W	13-5
Auburn*	W	12-8
Auburn*	W	7-5
MIAMI (Fla.)	W	10-3
MIAMI (Fla.)	T	13-13
AUBURN*	W	3-2
AUBURN*	L	5-8

District III Playoffs (Kannapolis, N.C.)

Rollins	L	4-5
Tennessee	W	10-5
Rollins	W	11-7
Duke	L	3-4

1953 (13-7-1) (12-5 SEC, 3RD)

Coach: Dave Fuller

GEORGIA*	W	20-7
GEORGIA*	L	2-3
GEORGIA TECH*	W	15-4
GEORGIA TECH*	W	13-2
KENTUCKY*	W	10-0
KENTUCKY*	W	9-3
Tennessee*	W	4-1
Tennessee*	W	6-4
Kentucky*	W	10-7
Kentucky*	W	12-2
AUBURN*	L	8-9
AUBURN*	W	6-5
Georgia*	L	3-10
Georgia*	L	0-2
Georgia Tech*	L	4-5
Georgia Tech*	W	11-2
ROLLINS	W	9-8
ROLLINS	L	5-7
Auburn*	W	6-2
Rollins	L	1-3
Rollins	T	1-1

1954 (12-10) (9-7 SEC, 5TH)

Coach: Dave Fuller

Miami (Fla.)	W	9-7
Miami (Fla.)	W	9-8
GEORGIA*	W	13-0
GEORGIA*	L	10-14
CLEMSON	L	2-3
CLEMSON	W	10-9
GEORGIA TECH*	W	16-5
GEORGIA TECH*	L	4-13
Rollins	L	2-5
Rollins	L	9-11
TENNESSEE*	W	4-3
TENNESSEE*	L	1-6
Tennessee*	W	9-6
Tennessee*	W	7-4
Georgia Tech*	W	15-5
Georgia Tech*	L	3-6
AUBURN*	L	4-8
AUBURN*	L	1-2
Auburn*	W	3-1
Auburn*	L	2-5
Georgia*	W	9-7
Georgia*	W	11-9

1955 (8-12) (7-9 SEC, T-7TH)

Coach: Dave Fuller

GEORGIA*	L	4-20
GEORGIA*	L	4-11
GEORGIA TECH*	W	11-3
GEORGIA TECH*	L	7-11
MIAMI (Fla.)	W	4-0
MIAMI (Fla.)	L	0-3

Georgia*	L	5-9
Georgia*	L	3-5
Tennessee*	L	1-5
Tennessee*	W	7-5
Georgia Tech*	W	11-7
Georgia Tech*	L	6-11
ROLLINS	L	2-3
ROLLINS	L	0-3
Auburn*	W	11-3
Auburn*	L	7-17
AUBURN*	W	9-8
AUBURN*	W	8-2
TENNESSEE*	L	0-2
TENNESSEE*	W	9-3

1956 (20-4) (13-3 SEC, 1ST)

SEC Champions

Coach: Dave Fuller

GEORGIA TECH*	W	5-3
GEORGIA TECH*	W	3-2
GEORGIA TECH*	W	7-6
INDIANA	W	5-4
INDIANA	W	4-3
KENTUCKY*	W	7-1
KENTUCKY*	W	7-1
KENTUCKY*	W	16-5
Miami (Fla.)	W	6-3
Miami (Fla.)	W	4-0
Rollins	L	3-6
Florida State	W	7-5
Auburn*	L	0-11
Auburn*	W	4-0
GEORGIA*	L	2-3
GEORGIA*	W	5-1
GEORGIA*	W	10-3
Tennessee*	W	3-1
Tennessee*	W	7-6
Tennessee*	W	7-2
Auburn*	W	3-0
Auburn*	L	1-5

SEC Championship Series

OLE MISS	W	8-3
Ole Miss	W	5-1



Teammates greet Matt LaPorta following his solo shot against Arizona State at the 2005 NCAA College World Series. The blast was the slugger's 26th, a total which was a Florida single-season record and led Division I that year.

YEAR-BY-YEAR RESULTS & SCORES



1957 (13-11) (7-9 SEC, 7TH)

Coach: Dave Fuller

MIAMI (Fla.)	W	10-1
MIAMI (Fla.)	W	9-5
NORTH CAROLINA	L	7-12
GEORGIA TECH*	L	4-12
GEORGIA TECH*	L	1-10
GEORGIA TECH*	L	2-8
Kentucky*	W	22-0
Kentucky*	L	5-6
Kentucky*	L	0-4
WAKE FOREST	W	2-1
Florida State	W	13-2
Florida State	L	1-4
AUBURN*	W	1-0
AUBURN*	L	6-8
Rollins	W	5-3
Georgia*	L	4-5
Georgia*	L	4-7
Georgia*	W	8-5
THE CITADEL	W	5-2
TENNESSEE*	W	5-0
TENNESSEE*	W	5-1
TENNESSEE*	W	7-6
Auburn*	W	2-1
Auburn*	L	5-7

1958 (17-7) (11-3 SEC, 2ND)

NCAA District III Playoffs
Coach: Dave Fuller

Rollins	W	7-4
Rollins	W	8-4
AUBURN*	W	9-6
AUBURN*	W	8-2
Miami (Fla.)	L	1-3
Miami (Fla.)	L	8-9
Georgia Tech*	W	6-3
Georgia Tech*	W	3-0
Tennessee*	W	12-7



Derek Nicholson's 11th-inning single brought home Brad Wilkerson with the decisive run as the Orange and Blue nipped Illinois to win the 1998 NCAA South I Regional.

Tennessee*	W	15-6
FLORIDA STATE	W	8-7
FLORIDA STATE	W	8-1
GEORGIA*	L	1-3
GEORGIA*	W	6-5
Georgia*	W	6-3
Georgia*	W	10-5
GEORGIA TECH*	W	4-3
GEORGIA TECH*	W	3-1
Auburn*	L	4-12
Auburn*	L	1-5

NCAA District III Playoffs (Gastonia, N.C.)

Clemson	W	8-6
Florida State	W	2-1
Clemson	L	14-15
Clemson	L	1-3

1959 (13-8) (8-4 SEC, T-2ND EAST)

Coach: Dave Fuller

FLORIDA SOUTHERN	W	11-1
ROLLINS	W	9-8
Rollins	L	3-4
Illinois (N)	L	4-12
North Carolina (N)	L	6-7
Florida State	L	7-8
Michigan (N)	W	6-5
GEORGIA TECH*	W	10-1
GEORGIA TECH*	L	4-12
Florida State	W	6-3
Florida State	W	9-7
Georgia*	W	6-0
Georgia*	W	7-3

GEORGIA*	W	7-3
GEORGIA*	W	9-4
TENNESSEE*	W	16-0
TENNESSEE*	W	8-2
Georgia Tech*	L	1-2
Georgia Tech*	L	8-17
AUBURN*	L	2-3
AUBURN*	W	4-2

1960 (18-14) (12-6 SEC, 1ST EAST)

NCAA District III Playoffs
SEC Eastern Division Champions
Coach: Dave Fuller

Rollins	L	1-5
Rollins	W	16-7
VANDERBILT*	W	10-1
VANDERBILT*	W	7-2
NORTH CAROLINA	W	19-0
NORTH CAROLINA	L	1-3
NORTH CAROLINA	L	4-6
GEORGIA*	W	7-4
GEORGIA*	W	13-6
FLORIDA SOUTHERN	W	5-4
Miami (Fla.)	W	9-3
Miami (Fla.)	L	2-3
AUBURN*	L	3-7
AUBURN*	W	8-6
Georgia Tech*	W	11-3
Georgia Tech*	W	14-8
Georgia*	L	9-14
Georgia*	W	10-6
Tennessee*	W	28-9
Tennessee*	L	1-2
Kentucky*	L	5-6
Kentucky*	W	13-5
GEORGIA TECH*	L	2-5
GEORGIA TECH*	W	5-4
FLORIDA STATE	L	4-8
FLORIDA STATE	L	11-13
AUBURN*	L	1-8

SEC Championship Series

MISSISSIPPI STATE	W	8-3
Mississippi State	L	2-3
Mississippi State	W	8-7
Rollins	T	5-5
Rollins	L	7-8
FLORIDA STATE	W	9-5
FLORIDA STATE	L	2-6

NCAA District III Playoffs (Gastonia, N.C.)

Florida State	W	1-0
Wake Forest	L	1-7
Florida State	L	1-3 (5)

1963 (30-9) (13-5 SEC, 2ND EAST)

Coach: Dave Fuller

GEORGIA*	L	2-3
GEORGIA*	W	4-2
ROLLINS	W	7-6
ROLLINS	W	7-6
GEORGIA TECH*	W	12-5
GEORGIA TECH*	W	14-2
HAMPDEN-SYDNEY	W	16-4
HAMPDEN-SYDNEY	W	16-2
PFEIFFER	W	27-1
Georgia*	L	3-4
Georgia*	W	5-3
FURMAN	W	12-7
FURMAN	W	2-1
AUBURN*	W	2-1
AUBURN*	W	12-3
KENTUCKY*	W	7-2
KENTUCKY*	W	9-4
Georgia Tech*	W	11-8
Georgia Tech*	L	2-7
Vanderbilt*	W	9-2
Vanderbilt*	W	9-2
Howard	W	5-0
Auburn*	L	5-7
Auburn*	L	2-9
TENNESSEE*	W	5-1
TENNESSEE*	W	12-3
FLORIDA STATE	W	3-1
FLORIDA STATE	W	6-3
MIAMI (Fla.)	L	0-4
MIAMI (Fla.)	W	11-0
Rollins	W	7-2
Rollins	W	12-7
JACKSONVILLE	W	3-0
Florida State	L	2-6
Florida State	L	1-5
Florida State	W	3-1
Florida State	W	7-3
Jacksonville	W	2-0
Jacksonville	L	0-1

1961 (19-9) (11-7 SEC, 3RD EAST)

Coach: Dave Fuller

Rollins	W	5-4
Rollins	W	12-2
GEORGIA*	W	1-0
GEORGIA*	L	6-10
ROLLINS	W	5-2
ROLLINS	W	7-6
AUBURN*	L	6-7
AUBURN*	W	10-0
FLORIDA SOUTHERN	W	5-2
Georgia*	L	2-3
Georgia*	W	5-4
Western Michigan (N)	W	7-6
Florida State	W	3-2
Florida State	L	5-8
KENTUCKY*	L	1-8
KENTUCKY*	W	6-4
TENNESSEE*	L	1-2
TENNESSEE*	W	7-1
GEORGIA TECH*	W	6-4
GEORGIA TECH*	W	11-0

MIAMI (Fla.)	W	10-4
MIAMI (Fla.)	L	9-19
Vanderbilt*	W	7-5
Vanderbilt*	W	6-0
AUBURN*	L	9-10
AUBURN*	W	6-5
Georgia Tech*	L	1-2
Georgia Tech*	W	12-1

1962 (25-10-1) (14-3 SEC, 1ST EAST)

NCAA District III Playoffs
SEC Champions
SEC Eastern Division Champions
Coach: Dave Fuller

Miami (Fla.)	L	10-14
Miami (Fla.)	W	12-7
ROLLINS	W	4-3
ROLLINS	W	8-4
GEORGIA*	W	6-3
GEORGIA*	L	11-12
NORTH CAROLINA	L	9-13
NORTH CAROLINA	W	3-1
VANDERBILT*	W	11-0
VANDERBILT*	W	5-1
FLORIDA SOUTHERN	W	6-3
Georgia*	W	5-4
FURMAN	W	3-2
FURMAN	W	11-5
AUBURN*	W	5-4
AUBURN*	W	9-8
Georgia Tech*	W	12-1
Georgia Tech*	W	9-5
Auburn*	L	3-7
Auburn*	L	1-2
Kentucky*	W	5-1
Kentucky*	W	9-1
Tennessee*	W	8-2
Tennessee*	W	8-3
Georgia Tech*	W	15-4
Georgia Tech*	W	7-2

SEC Championship Series

MISSISSIPPI STATE	W	8-3
Mississippi State	L	2-3
Mississippi State	W	8-7
Rollins	T	5-5
Rollins	L	7-8
FLORIDA STATE	W	9-5
FLORIDA STATE	L	2-6


NCAA District III Playoffs (Gastonia, N.C.)

Florida State	W	1-0
Wake Forest	L	1-7
Florida State	L	1-3 (5)

1963 (30-9) (13-5 SEC, 2ND EAST)

Coach: Dave Fuller

Florida Southern	W	5-1
FLORIDA SOUTHERN	W	1-0
Miami (Fla.)	L	1-3
Miami (Fla.)	L	1-2
Miami (Fla.)	W	13-7
VANDERBILT*	W	4-0
VANDERBILT*	W	6-4
GEORGIA*	W	4-0
GEORGIA*	W	27-3
Georgia Tech*	W	2-1
MISSISSIPPI STATE*	L	2-10
MISSISSIPPI STATE*	W	6-1
Auburn*	W	4-2
Auburn*	L	2-8
Georgia Tech*	W	17-3
Georgia Tech*	L	2-4
Kentucky*	L	4-5
Kentucky*	W	6-5
Tennessee*	L	3-13
Tennessee*	W	12-8
AUBURN*	L	3-10
AUBURN*	W	4-0
Georgia*	W	10-4
Georgia*	W	1-0
Rollins	W	5-4
Rollins	L	1-2
Rollins	W	4-3
JACKSONVILLE	W	13-11
Florida State	W	6-2
Florida State	L	3-4
Jacksonville	W	14-4
FLORIDA STATE	W	2-1
FLORIDA STATE	L	4-5
FLORIDA STATE	W	2-1



Rudy Simpson was Florida's first scholarship player beginning in the 1950-51 school year.

1964 (23-11) (13-6 SEC, 2ND EAST)

Coach: Dave Fuller

Florida Southern	W	5-1
FLORIDA SOUTHERN	W	1-0
Miami (Fla.)	L	1-3
Miami (Fla.)	L	1-2
Miami (Fla.)	W	13-7
VANDERBILT*	W	4-0
VANDERBILT*	W	6-4
GEORGIA*	W	4-0
GEORGIA*	W	27-3
Georgia Tech*	W	2-1
MISSISSIPPI STATE*	L	2-10
MISSISSIPPI STATE*	W	6-1
Auburn*	W	4-2
Auburn*	L	2-8
Georgia Tech*	W	17-3
Georgia Tech*	L	2-4
Kentucky*	L	4-5
Kentucky*	W	6-5
Tennessee*	L	3-13
Tennessee*	W	12-8
AUBURN*	L	3-10
AUBURN*	W	4-0
Georgia*	W	10-4
Georgia*	W	1-0
Rollins	W	5-4
Rollins	L	1-2
Rollins	W	4-3
JACKSONVILLE	W	13-11
Florida State	W	6-2
Florida State	L	3-4
Jacksonville	W	14-4
FLORIDA STATE	W	2-1
FLORIDA STATE	L	4-5
FLORIDA STATE	W	2-1

1965 (20-13) (9-3 SEC, 2ND EAST)

Coach: Dave Fuller

Florida Southern	W	15-8
FLORIDA SOUTHERN	L	2-3
KENTUCKY*	W	2-0
KENTUCKY*	W	25-1
TENNESSEE*	W	4-2
TENNESSEE*	W	10-2
YALE	W	3-2
YALE	W	10-5
Michigan State (N)	L	3-8
Miami (Fla.)	W	2-0
Michigan State (N)	W	7-2
AUBURN*	W	4-3
AUBURN*	W	5-0
Georgia*	L	1-2
Georgia*	W	9-5
MIAMI (Fla.)	L	1-2
MIAMI (Fla.)	W	7-3
MIAMI (Fla.)	L	0-3
Georgia Tech	L	5-12
Georgia Tech	L	3-4
Auburn*	L	1-6
Auburn*	L	4-5
GEORGIA*	W	4-2
GEORGIA*	W	7-2
Rollins	W	6-2
ROLLINS	W	7-6
ROLLINS	L	3-5
Jacksonville	L	9-10
FLORIDA STATE	W	8-6
FLORIDA STATE	L	2-3



YEAR-BY-YEAR RESULTS & SCORES

JACKSONVILLE	W	7-0
Florida State	L	4-5
Florida State	W	11-10

1966 (23-12) (8-4 SEC, 2ND EAST)

Coach: Dave Fuller

Florida Southern	L	4-5
Miami (Fla.)	L	5-10
Miami (Fla.)	W	4-3
Miami (Fla.)	W	6-5
FLORIDA SOUTHERN	W	3-1
Rollins	W	8-1
Rollins	W	9-8
VANDERBILT*	W	5-0
VANDERBILT*	W	16-0
GEORGIA*	W	5-2
GEORGIA*	L	1-4
YALE	L	4-10
YALE	W	4-1
Auburn*	L	5-10
Auburn*	L	1-4
WILLIAM & MARY	W	14-1
WILLIAM & MARY	W	17-2
Georgia*	L	2-13
Georgia*	W	21-7
AUBURN*	W	12-4
AUBURN*	W	8-2
FURMAN	W	6-3
MIAMI (Fla.)	L	5-7
MIAMI (Fla.)	W	3-1
Kentucky*	W	9-5
Tennessee*	W	2-0
FLORIDA STATE	L	4-16
FLORIDA STATE	W	1-0
ROLLINS	W	14-3
ROLLINS	W	5-2
Florida State	L	0-1
Florida State	L	0-4
Jacksonville	W	6-2
JACKSONVILLE	W	4-2
JACKSONVILLE	L	3-4

1967 (28-8) (14-3 SEC, 2ND EAST)

Coach: Dave Fuller

3/4 FLORIDA SOUTHERN	W	5-2
3/6 ROLLINS	W	8-6
3/7 ROLLINS	W	5-3
3/8 Florida Southern	W	4-1

4/21 Georgia*	W	6-5
4/22 Georgia*	W	3-0
4/24 Vanderbilt*	W	6-5
4/25 Vanderbilt*	W	9-2
4/26 Vanderbilt*	W	19-4
4/28 Auburn*	L	8-9
4/29 Auburn*	L	2-5
5/2 JACKSONVILLE	L	2-4
5/5 TENNESSEE*	W	8-6
5/5 TENNESSEE*	W	10-1
5/6 TENNESSEE*	W	1-0
5/12 Miami (Fla.)	L	1-8
5/13 Miami (Fla.)	W	11-10
5/19 Florida State	L	5-7
5/20 Florida State	W	5-2
5/23 Jacksonville	W	5-1
5/26 FLORIDA STATE	L	3-6
5/26 FLORIDA STATE	W	2-1
5/27 FLORIDA STATE	W	3-1

1968 (25-13) (14-2 SEC, 1ST EAST)

SEC Eastern Division Champions
Coach: Dave Fuller

2/29 Florida Southern	W	11-2
3/1 Miami (Fla.)	L	1-2
3/2 Miami (Fla.)	L	0-1
3/6 FLORIDA SOUTHERN	W	5-0
3/8 Rollins	W	3-0
3/9 Rollins	W	4-2
3/18 YALE	W	5-2
3/19 YALE	W	3-2
3/22 Auburn*	W	2-1
3/23 Auburn*	L	2-3
3/25 VANDERBILT*	W	16-0
3/26 VANDERBILT*	W	3-0
3/27 VANDERBILT*	W	10-2
4/5 AUBURN*	L	2-6
4/6 AUBURN*	W	12-3
4/9 Jacksonville	L	1-5
4/12 Miami (Fla.)	L	4-5
4/13 Miami (Fla.)	L	5-9
4/16 NORTH CAROLINA	W	9-7
4/17 NORTH CAROLINA	L	7-8
4/19 Georgia*	W	2-0
4/20 Georgia*	W	9-4
4/26 GEORGIA*	W	3-2
4/27 GEORGIA*	W	11-10
4/30 JACKSONVILLE	W	4-1


1969 (28-16) (13-4 SEC, 1ST EAST)

SEC Eastern Division Champions
Coach: Dave Fuller

2/28 Miami (Fla.)	L	7-8
3/1 Miami (Fla.)	L	3-9
3/7 SOUTH FLORIDA	W	7-3
3/8 South Florida	W	4-0
3/10 ST. LEO	W	8-0
3/14 Rollins	W	10-4
3/15 Rollins	L	4-5
3/22 St. Leo	L	4-5
3/24 GEORGIA*	W	5-3
3/25 GEORGIA*	W	2-0
3/28 WESTERN MICHIGAN	W	1-0
3/28 WESTERN MICHIGAN	W	5-3
3/29 WESTERN MICHIGAN	W	7-1
3/29 WESTERN MICHIGAN	L	4-6
3/31 TENNESSEE*	L	1-4
3/31 TENNESSEE*	W	5-0
4/1 TENNESSEE*	L	2-6
4/2 CONNECTICUT	W	12-4
4/3 CONNECTICUT	W	8-3
4/4 AUBURN*	W	8-4
4/5 AUBURN*	W	3-2
4/8 BELMONT ABBEY	W	2-0
4/9 BELMONT ABBEY	L	2-5
4/11 Georgia*	L	3-5
4/12 Georgia*	W	5-4
4/15 Jacksonville	L	4-5
4/18 KENTUCKY*	W	6-2
4/18 KENTUCKY*	W	6-2
4/19 KENTUCKY*	W	8-2
4/25 MIAMI (Fla.)	L	3-4
4/26 MIAMI (Fla.)	W	7-3
4/28 Florida State	L	1-3
4/29 Florida State	W	9-4
5/2 Auburn*	W	5-1
5/3 Auburn*	L	3-9
5/6 JACKSONVILLE	W	7-3
5/9 Vanderbilt*	W	6-2
5/9 Vanderbilt*	W	14-5
5/10 Vanderbilt*	W	15-5

SEC Championship Series

5/14 Ole Miss	L	2-8
5/16 OLE MISS	L	1-4
5/23 FLORIDA STATE	W	8-0
5/24 FLORIDA STATE	W	3-1
5/24 FLORIDA STATE	L	1-3



Outfielder Gavin Dickey enjoyed a breakout junior season in '06, leading the club with career highs in batting average (.304), total bases (99), RBI (41) and slugging percentage (.547).

1971 (19-26) (5-12 SEC, 6TH EAST)

Coach: Dave Fuller

3/4 Florida Southern	L	3-6
3/5 Miami (Fla.)	L	0-2
3/6 Miami (Fla.)	L	5-7
Lafayette	L	2-6
Lafayette	W	8-6
3/12 Stetson	W	9-8
3/13 STETSON	W	11-0
3/22 Louisiana State	L	1-2
3/22 Louisiana State	W	5-0
3/23 Louisiana State	L	3-6
3/24 Alabama	L	2-9
3/25 MIAMI (Ohio)	W	11-7
3/26 GEORGIA*	W	6-1
3/27 GEORGIA*	W	15-4
3/29 NORTH CAROLINA	W	5-4
3/30 NORTH CAROLINA	W	11-8
4/2 AUBURN*	W	10-5
4/3 AUBURN*	L	5-6
4/6 FLORIDA SOUTHERN	L	4-5
4/9 Georgia*	L	7-8
4/10 Georgia*	L	5-6
4/12 JACKSONVILLE	W	6-2
4/13 Rollins	W	6-4
4/16 KENTUCKY*	L	3-8
4/16 KENTUCKY*	W	9-6
4/17 KENTUCKY*	W	8-3
4/20 ROLLINS	L	2-7
4/23 Auburn*	L	2-5
4/24 Auburn*	L	2-5
4/26 MIAMI (Fla.)	L	5-13
4/27 MIAMI (Fla.)	L	0-1
4/28 Jacksonville	W	4-2
4/30 TENNESSEE*	L	9-12
4/30 TENNESSEE*	L	2-3
5/1 TENNESSEE*	L	5-7
5/4 South Florida	W	14-6
5/5 SOUTH FLORIDA	W	3-2
5/7 Vanderbilt*	L	3-4
5/7 Vanderbilt*	L	0-3
5/8 Vanderbilt*	L	2-13
5/21 FLORIDA STATE	L	2-7
5/22 FLORIDA STATE	L	0-2
5/28 FLORIDA STATE	W	4-3
5/28 Florida State	W	4-3
5/29 Florida State	L	0-7

1972 (23-21) (7-7 SEC, 4TH EAST)

Coach: Dave Fuller

3/3 Miami (Fla.)	L	6-18
3/4 Miami (Fla.)	W	6-3
3/7 Florida Southern	L	0-5
3/8 Stetson	L	0-2
3/9 TEMPLE	W	5-0
3/10 TEMPLE	W	3-1
3/11 STETSON	W	1-0
3/17 NORTH CAROLINA	L	9-11
3/18 NORTH CAROLINA	L	1-7
3/18 OHIO STATE	W	8-7
3/19 OHIO STATE	W	5-1
3/20 DUKE	L	5-6
3/21 DUKE	W	3-0
3/22 MIAMI (Ohio)	L	3-6
3/23 MIAMI (Ohio)	W	14-13



A dramatic 3-2 victory over N.C. State in 10 innings at McKethan Stadium in the 1991 East Regional sent the Gators to the CWS for the second time.

3/10 Rollins	L	2-3
3/11 Rollins	W	4-1
3/13 KENTUCKY*	W	1-0
3/13 KENTUCKY*	W	8-3
3/14 KENTUCKY*	W	1-0
3/17 AUBURN*	L	3-4
3/18 AUBURN*	W	4-1
3/22 GEORGIA*	W	5-1
3/23 GEORGIA*	W	6-2
3/24 TULANE	W	8-7
3/25 TULANE	W	4-1
4/7 MIAMI (Fla.)	W	8-1
4/8 MIAMI (Fla.)	L	4-5

5/3 Kentucky*	W	2-1
5/4 Kentucky*	W	3-2
5/5 Kentucky*	W	13-3
5/7 FLORIDA STATE	W	3-2
5/8 FLORIDA STATE	W	3-2
5/10 Tennessee*	W	5-0
5/11 Tennessee*	W	6-1

SEC Championship Series

ALABAMA	W	4-3
Alabama	L	0-5
Alabama	L	0-3
5/24 Florida State	L	0-1
5/25 Florida State	L	0-3
5/25 Florida State	L	0-5

1970 (27-17) (11-5 SEC, 2ND EAST)

Coach: Dave Fuller

2/27 Stetson	W	3-0
2/28 STETSON	L	4-7
3/4 SOUTH FLORIDA	W	5-2
3/6 Miami (Fla.)	L	0-5
3/6 Miami (Fla.)	L	4-5
3/10 South Florida	L	2-8
3/13 CLEMSON	W	13-3
3/13 CLEMSON	W	5-4
3/14 CLEMSON	L	2-5
3/14 CLEMSON	L	3-6
3/23 SOUTHERN ILLINOIS	L	1-9
3/24 SOUTHERN ILLINOIS	L	10-13
3/25 MIAMI (OHIO)	W	2-1
3/26 MIAMI (OHIO)	W	3-2
3/27 VANDERBILT*	W	2-0
3/27 VANDERBILT*	L	1-4
3/28 VANDERBILT*	W	2-0
3/30 UT-CHATTANOOGA	W	3-2
3/31 UT-CHATTANOOGA	W	2-0
4/3 AUBURN*	W	17-4
4/7 Jacksonville	L	2-6
4/8 JACKSONVILLE	L	3-6
4/10 Georgia*	L	4-9
4/11 Georgia*	W	11-7
4/14 ROLLINS	W	4-3
4/17 Kentucky*	W	10-0
4/17 Kentucky*	W	4-0
4/18 Kentucky*	W	5-3
4/21 Rollins	W	5-2
4/24 GEORGIA*	W	3-0
4/25 GEORGIA*	W	10-0
4/27 MIAMI (Fla.)	W	7-6
4/28 MIAMI (Fla.)	W	9-3
5/1 Auburn*	W	4-0
5/2 Auburn*	L	2-3
5/6 ROLLINS	W	6-5
5/8 Tennessee*	L	3-7
5/8 Tennessee*	W	7-0
5/9 Tennessee*	L	0-5
5/22 Florida State	W	3-1
5/23 Florida State	W	5-4
5/23 Florida State	W	4-3
5/29 FLORIDA STATE	L	0-1
5/30 FLORIDA STATE	L	4-9

YEAR-BY-YEAR RESULTS & SCORES



3/24	GEORGIA*	L	12-13
3/25	GEORGIA*	W	17-9
3/29	ROLLINS	L	4-6
3/31	Auburn*	W	11-3
4/1	Auburn*	L	6-13
4/3	VIRGINIA	W	2-0
4/4	FLORIDA SOUTHERN	L	1-5
4/7	Georgia*	W	3-1
4/8	Georgia*	W	5-0
4/11	Rollins	W	8-5
4/17	Miami (Fla.)	L	6-10
4/18	MIAMI (Fla.)	W	8-6
4/21	Auburn*	L	5-6
4/22	Auburn*	L	6-7 (20)
4/26	SOUTH FLORIDA	L	7-9
4/28	Tennessee*	L	0-2
4/28	Tennessee*	W	6-5
4/29	Tennessee*	W	4-2
5/2	South Florida	W	1-0
5/5	VANDERBILT*	L	1-2
5/5	VANDERBILT*	W	3-0
5/6	VANDERBILT*	L	0-4
5/15	JACKSONVILLE	W	8-7
5/16	Jacksonville	W	3-0
5/19	FLORIDA STATE	W	3-1
5/20	FLORIDA STATE	W	3-1
5/26	Florida State	L	1-8
5/26	Florida State	L	2-4
5/27	Florida State	L	4-9

1973 (23-21) (9-7 SEC, T-2ND EAST)

Coach: Dave Fuller

3/2	Miami (Fla.)	L	0-7
3/3	Miami (Fla.)	L	1-11
3/7	TEMPLE	W	1-0
3/8	TEMPLE	L	5-6
3/9	Florida Southern	W	1-0
3/16	NORTH CAROLINA	W	6-3
3/17	NORTH CAROLINA	W	8-7
3/18	MIAMI (Ohio)	L	5-9
3/19	KENTUCKY*	L	1-2
3/19	KENTUCKY*	L	0-3
3/20	KENTUCKY*	W	9-0
3/21	LAFAYETTE	W	5-3
3/21	LAFAYETTE	L	6-11
3/23	GEORGIA*	W	8-7
3/24	GEORGIA*	W	2-1
3/30	AUBURN*	W	1-0
3/31	AUBURN*	W	2-1
4/3	Jacksonville	W	10-1
4/6	Georgia*	W	9-1
4/9	MIAMI (Fla.)	W	7-6
4/10	MIAMI (Fla.)	W	5-4
4/13	CUMBERLAND	W	7-5
4/14	CUMBERLAND	W	10-0
4/15	JACKSONVILLE	W	8-3
4/16	Stetson	L	5-6
4/18	STETSON	L	2-6
4/20	Auburn*	L	0-1
4/21	Auburn*	L	3-4
4/25	South Florida	W	10-5
4/27	TENNESSEE*	W	2-0
4/27	TENNESSEE*	W	7-3
4/28	TENNESSEE*	W	15-4
4/30	SOUTH FLORIDA	W	8-2
	Florida Southern	L	0-8
5/4	Vanderbilt*	L	0-7
5/4	Vanderbilt*	L	1-4
5/5	Vanderbilt*	L	5-8
5/11	ROLLINS	L	7-10
5/12	Rollins	L	2-3
5/19	Florida State	L	0-3
5/20	Florida State	L	5-9
5/25	FLORIDA STATE	L	7-8
5/26	FLORIDA STATE	W	4-0
5/26	FLORIDA STATE	L	0-8

1974 (23-20-1) (7-9 SEC, 4TH EAST)

Coach: Dave Fuller

3/1	Miami (Fla.)	L	3-4
3/2	Miami (Fla.)	W	9-6
3/4	TEMPLE	W	7-6
3/5	TEMPLE	W	10-5
3/8	VANDERBILT*	W	4-0
3/8	VANDERBILT*	L	0-1
3/9	VANDERBILT*	L	3-8
3/15	NORTH CAROLINA	W	9-0
3/16	NORTH CAROLINA	L	4-8
3/17	CLEMSON	W	17-6
3/18	CLEMSON	W	10-3
3/19	CLEMSON	L	2-24
3/20	TENNESSEE	W	8-7
3/21	TENNESSEE	W	7-3
3/22	GEORGIA*	W	5-4
3/29	Auburn*	L	5-6
3/30	Auburn*	L	1-7

4/3	FLORIDA SOUTHERN	W	4-3
4/5	Georgia*	W	5-4
4/6	Georgia*	W	11-9
4/8	MIAMI (Fla.)	L	0-4
4/9	MIAMI (Fla.)	L	5-6
4/12	Kentucky*	L	0-3
4/12	Kentucky*	L	0-8
4/13	Kentucky*	W	2-1
4/16	Florida Southern	L	0-1
4/19	AUBURN*	W	2-1
4/20	AUBURN*	L	5-9
4/24	SOUTH FLORIDA	W	9-6
4/26	Tennessee*	W	5-0
4/26	Tennessee*	L	3-8
4/27	Tennessee*	W	5-13
4/30	JACKSONVILLE	L	10-4
5/1	South Florida	L	0-3
5/3	Stetson	L	0-9
5/4	STETSON	W	10-0
5/10	ROLLINS	W	3-0
5/11	Rollins	W	6-3
5/12	Jacksonville	L	5-9
5/17	Florida State	T	0-0
5/18	Florida State	W	6-2
5/18	Florida State	L	3-4
5/19	FLORIDA STATE	W	5-4
5/20	FLORIDA STATE	L	3-4

1975 (23-25) (6-11 SEC, 6TH EAST)

Coach: Dave Fuller

2/21	STETSON	L	1-3
2/22	Stetson	L	4-5
3/1	Florida State	L	0-14
3/2	Florida State	L	4-6
3/4	ST. LEO	W	9-8
3/5	ST. LEO	W	5-0
3/7	MIAMI (Fla.)	W	8-2
3/8	MIAMI (Fla.)	W	2-1
3/10	ALABAMA	W	10-0
3/10	ALABAMA	W	8-1
3/11	ALABAMA	W	4-3
3/13	TEMPLE	L	6-8
3/14	NORTH CAROLINA	L	4-8
3/15	NORTH CAROLINA	L	5-7
3/21	GEORGIA*	W	4-3
3/22	GEORGIA*	L	4-13
3/24	VALDOSTA STATE	W	11-3
3/26	LAFAYETTE	W	11-4
3/27	LAFAYETTE	W	3-1
3/28	AUBURN*	W	13-0
3/29	AUBURN*	L	5-7
3/30	ECKERD	L	9-16
4/4	Georgia*	L	6-8
4/5	Georgia*	L	6-8
4/8	JACKSONVILLE	W	12-4
4/9	Florida Southern	W	3-1
4/12	KENTUCKY*	L	2-4
4/12	KENTUCKY*	L	2-6
4/13	KENTUCKY*	L	5-6
4/16	FLORIDA SOUTHERN	W	8-2
4/18	Auburn*	L	3-9
4/19	Auburn*	W	8-7
4/22	SOUTH FLORIDA	W	7-4



A familiar sight for Gator fans was seeing Brad Wilkerson and David Eckstein celebrating another score, as the pair ranks second and third, respectively, on the school's career list for runs scored.

4/23	South Florida	L	4-11
4/25	TENNESSEE*	W	5-2
4/25	TENNESSEE*	L	3-5
4/26	TENNESSEE*	W	9-4
4/29	FLORIDA STATE	L	5-9
4/29	FLORIDA STATE	W	8-5
4/30	FLORIDA STATE	L	7-8
5/3	Miami (Fla.)	L	1-6
5/4	Miami (Fla.)	L	5-6
5/7	ECKERD	W	15-12
5/9	Vanderbilt*	L	1-5
5/9	Vanderbilt*	L	1-4
5/10	Vanderbilt*	W	6-2
5/16	ROLLINS	L	0-10
5/17	Rollins	W	3-1

1976 (21-27) (10-13 SEC, 4TH EAST)

Coach: Jay Bergman

2/21	ROLLINS	W	6-5
2/22	Rollins	L	4-6
2/25	St. Leo	W	9-6
3/1	MIAMI (Fla.)	W	12-2
3/2	MIAMI (Fla.)	W	9-6
3/3	FURMAN	W	12-1
3/4	FURMAN	W	8-4
3/6	VANDERBILT*	L	5-10
3/6	VANDERBILT*	L	3-5
3/7	VANDERBILT*	W	7-6
3/9	ST. LEO	W	6-0
3/11	FLORIDA SOUTHERN	L	2-3
3/13	CLEMSON	L	5-6
3/14	CLEMSON	W	5-4
3/20	KENTUCKY*	W	3-2
3/20	KENTUCKY*	W	4-2
3/21	KENTUCKY*	L	1-5
3/25	Alabama	W	2-1
3/26	Alabama	L	2-6
3/29	GEORGIA*	W	6-1
3/29	GEORGIA*	L	1-3
3/30	GEORGIA*	W	8-7
4/1	Florida Southern	L	3-10
4/3	Tennessee*	L	1-10
4/3	Tennessee*	L	2-3
4/4	Tennessee*	L	3-8
4/7	JACKSONVILLE	W	3-2
4/8	Valdosta State	L	1-3
4/10	Stetson	L	1-2
4/12	Florida State	L	2-8
4/13	Florida State	L	1-3
4/14	STETSON	W	10-8
4/16	Kentucky*	L	5-6
4/16	Kentucky*	L	0-1
4/17	Kentucky*	W	5-1
4/20	FLORIDA STATE	L	5-8
4/21	FLORIDA STATE	L	3-11
4/23	TENNESSEE*	W	5-2
4/23	TENNESSEE*	W	3-2
4/24	TENNESSEE*	L	3-16
4/28	Jacksonville	L	4-5
4/29	VALDOSTA STATE	L	2-3
5/1	Vanderbilt*	L	3-6
5/1	Vanderbilt*	W	4-2
5/2	Vanderbilt*	L	4-5
5/5	STETSON	W	10-8
5/8	Georgia*	W	7-6
5/9	Georgia*	L	3-4

1977 (39-18) (14-9 SEC, 1ST EAST)

**NCAA Midwest Regional
SEC Eastern Division Champions**

Coach: Jay Bergman

2/25	Miami (Fla.)	W	9-6
2/26	Miami (Fla.)	L	4-5
2/27	Rollins	W	6-3
3/1	Rollins	W	2-1
3/4	FURMAN	W	2-1
3/5	FURMAN	W	12-3
3/6	Florida State	W	8-3
3/7	Florida State	W	2-1
3/10	ST. LEO	W	13-0
3/12	VANDERBILT*	W	7-2
3/12	VANDERBILT*	W	5-1
3/13	VANDERBILT*	W	11-5
3/17	AQUINAS	W	9-1
3/18	AQUINAS	W	14-6
3/19	TENNESSEE*	L	4-7
3/19	TENNESSEE*	W	8-4
3/20	TENNESSEE*	L	8-11
3/21	Florida Southern	L	3-5
3/22	NEW YORK YANKEES (Exh.)	L	9-10
3/24	Georgia Southern	W	5-3
3/26	Georgia*	W	12-1
3/26	Georgia*	W	10-0
3/27	Georgia*	W	5-4
3/28	COLBY	W	15-0
3/29	VALDOSTA STATE	W	9-5

3/30	South Florida	W	11-6
4/1	KENTUCKY*	W	5-4
4/1	KENTUCKY*	W	12-11
4/2	KENTUCKY*	L	3-12
4/5	Stetson	L	1-4
4/8	Tennessee*	L	1-2
4/8	Tennessee*	W	14-9
4/9	Tennessee*	L	7-8
4/12	CENTRAL FLORIDA	W	10-0
4/13	SOUTH FLORIDA	W	8-0
4/16	FLORIDA STATE	W	7-3
4/17	FLORIDA STATE	L	7-8
4/19	STETSON	W	6-3
4/20	FLORIDA SOUTHERN	L	2-3
4/22	Kentucky*	L	1-4



Now a member of the Gator Radio Network, righty Jeff Cardozo was a five-time Academic All-SEC Honor Roll recipient and fired a complete game in the 2000 NCAA Waco (Texas) Regional against Baylor.

4/23	Kentucky*	W	6-4
4/26	JACKSONVILLE	W	21-10
4/27	FLORIDA INTERNATIONAL	W	14-13
4/30	Vanderbilt*	W	6-5
4/30	Vanderbilt*	L	2-5
5/1	Vanderbilt*	L	4-7
5/4	Jacksonville	W	6-1
5/7	GEORGIA*	L	4-5
5/7	GEORGIA*	W	1-0
5/8	GEORGIA*	W	10-7

SEC Tournament (Oxford, Miss.)

5/13	Mississippi State	W	3-1
5/14	Ole Miss	W	5-4
5/16	Ole Miss	L	6-7
5/16	Ole Miss	L	4-7

NCAA Midwest Regional (Minneapolis, Minn.)

5/27	Minnesota	L	0-7
5/28	Virginia Tech	W	9-4
5/28	Central Michigan	W	13-11
5/29	Minnesota	L	1-5

1978 (34-15) (18-4 SEC, 1ST EAST)

SEC Eastern Division Champions

Coach: Jay Bergman

2/25	MIAMI (Fla.)	W	5-4
2/26	MIAMI (Fla.)	W	5-3
3/1	Rollins	L	3-5
3/4	Florida Southern	L	3-4
3/6	TEMPLE	W	10-2
3/7	Jacksonville	L	0-1
3/10	VANDERBILT*	W	3-1
3/10	VANDERBILT*	W	3-1
3/11	VANDERBILT*	W	8-3
3/13	FLORIDA SOUTHERN	W	3-1
3/17	KENTUCKY*	W	7-0
3/17	KENTUCKY*	L	0-4
3/18	KENTUCKY*	W	3-1
3/19	MARYLAND	L	2-6
3/20	MARYLAND	W	3-2

YEAR-BY-YEAR RESULTS & SCORES

3/21 OHIO	W	10-9
3/22 OHIO	L	3-6
3/23 TENNESSEE*	W	4-1
3/23 TENNESSEE*	W	5-1
3/24 TENNESSEE*	W	8-1
3/27 ECKERD	W	5-3
3/31 GEORGIA*	W	14-0
3/31 GEORGIA*	L	3-5
4/1 GEORGIA*	W	7-0
4/4 ST. LEO	W	7-0
4/7 Tennessee*	W	4-3
4/7 Tennessee*	W	7-5
4/8 Tennessee*	L	2-4
4/11 Vanderbilt*	L	1-2
4/11 Vanderbilt*	W	17-3
4/12 Vanderbilt*	W	6-0
4/14 SOUTH FLORIDA	W	6-4
4/15 VALDOSTA STATE	W	6-2
4/16 JACKSONVILLE	W	6-4
4/17 CENTRAL FLORIDA	W	10-3
4/22 Kentucky*	W	1-0
4/23 Kentucky*	W	5-3
4/25 STETSON	L	11-13
4/26 Florida State	L	1-5
4/27 Florida State	L	8-9
4/30 ROLLINS	W	7-1
5/1 FLORIDA STATE	L	1-7
5/2 FLORIDA STATE	W	5-4
5/3 South Florida	W	6-5
5/6 Georgia*	W	7-6
5/6 Georgia*	W	2-1
5/7 South Florida	W	5-2

SEC Tournament (Gainesville, Fla.)

5/12 MISSISSIPPI STATE	L	3-8
5/13 GEORGIA	L	2-7



Jason Dill was a four-year starter in the outfield between 1998-2001 and clouted a freshman-record 16 homers with 51 RBI and 48 runs during his first campaign.

1979 (40-20) (16-8 SEC, 1ST EAST)

NCAA East Regional SEC Eastern Division Champions Coach: Jay Bergman

2/24 CLEMSON	W	17-5
2/25 ST. LEO	W	10-3
2/25 ST. LEO	W	15-4
2/26 Rollins	W	3-2
3/2 Jacksonville	W	10-4
3/3 Miami (Fla.)	L	2-8
3/4 Miami (Fla.)	L	2-5
3/6 TEMPLE	L	17-19
3/7 OLD DOMINION	W	13-1
3/8 FLORIDA STATE	L	3-4
3/9 FLORIDA STATE	W	16-3
3/12 WESTERN KENTUCKY	W	3-2
3/13 WESTERN KENTUCKY	W	4-3
3/14 ADELPHI	W	18-1
3/15 South Florida	L	3-4
3/16 ASSUMPTION	W	8-2
3/17 GEORGIA*	W	4-3
3/17 GEORGIA*	W	6-4
3/18 GEORGIA*	W	8-5
3/20 NOTRE DAME	W	6-1
3/21 NOTRE DAME	W	12-0
3/23 OHIO STATE	W	10-3
3/24 KENTUCKY*	W	12-5
3/24 KENTUCKY*	L	4-7
3/25 KENTUCKY*	W	19-13
3/27 DELAWARE	W	15-3
3/31 TENNESSEE*	W	6-0
3/31 TENNESSEE*	W	13-1
4/1 TENNESSEE*	W	2-1
4/4 NICHOLS STATE	W	17-0
4/6 VANDERBILT*	W	9-2
4/6 VANDERBILT*	W	6-5
4/7 VANDERBILT*	L	4-9
4/8 Florida State	L	7-12
4/14 Kentucky*	L	1-6
4/14 Kentucky*	L	2-3
4/15 Kentucky*	W	12-10
4/18 Stetson	W	12-3

4/19 SOUTH FLORIDA	W	6-5
4/21 Georgia*	W	7-0
4/21 Georgia*	W	6-4
4/22 Georgia*	W	14-11
4/24 Jacksonville	L	1-2
4/27 Vanderbilt*	L	6-7
4/27 Vanderbilt*	W	15-2
4/28 Vanderbilt*	W	5-4
5/1 Tennessee*	L	4-5
5/1 Tennessee*	L	2-9
5/2 Tennessee*	L	4-7
5/4 Florida State	L	7-20
5/5 VALDOSTA STATE	W	11-2
5/6 ROLLINS	W	12-6

SEC Tournament (Starkville, Miss.)

5/11 Louisiana State	L	2-5
5/13 Kentucky	W	7-1
5/14 Louisiana State	W	5-1
5/14 Mississippi State	L	11-12

NCAA East Regional (Tallahassee, Fla.)

5/25 Florida State	W	9-5
5/26 Arkansas	L	1-9
5/27 George Washington	W	12-7
5/27 Delaware	L	5-7

1980 (40-16) (16-8 SEC, 1ST EAST)

SEC Eastern Division Champions Coach: Jay Bergman

2/16 MIAMI (Fla.)	L	0-7
2/16 MIAMI (Fla.)	L	0-5
2/20 ST. LEO	W	5-1
2/23 CLEMSON	W	4-3
2/25 CLEMSON	W	6-0
2/29 VALDOSTA STATE	W	5-4
3/1 ROLLINS	W	9-8
3/2 Rollins	W	7-6
3/5 GEORGIA*	W	5-0
3/5 GEORGIA*	W	5-2
3/6 GEORGIA*	W	7-6
3/8 Florida State	W	21-6
3/12 DELAWARE STATE	W	17-0
3/15 Vanderbilt*	L	3-6
3/15 Vanderbilt*	L	4-6
3/16 Vanderbilt*	L	5-10
3/17 WESTERN KENTUCKY	W	8-7
3/18 WESTERN KENTUCKY	W	16-15
3/19 AUSTIN PEAY	L	6-9
3/20 AUSTIN PEAY	W	15-5
3/22 KENTUCKY*	W	4-2
3/22 KENTUCKY*	W	5-4
3/23 KENTUCKY*	W	16-11
3/25 Alabama	W	10-4
3/29 FLORIDA A&M	W	14-1
3/29 BALTIMORE	W	14-3
3/30 BALTIMORE	W	10-0
3/31 BALTIMORE	W	23-0
4/2 South Florida	L	6-7
4/4 Tennessee*	W	6-1
4/4 Tennessee*	W	9-8
4/5 Tennessee*	W	12-11
4/7 SIENA	W	23-2
4/8 SIENA	W	13-4
4/9 JACKSONVILLE	W	9-4
4/12 VANDERBILT*	W	3-2
4/12 VANDERBILT*	W	6-5
4/13 VANDERBILT*	L	7-13
4/15 FLORIDA STATE	L	1-2
4/16 FLORIDA STATE	L	2-15
4/19 Kentucky*	W	4-2
4/19 Kentucky*	W	4-1
4/20 Kentucky*	L	5-12
4/22 SOUTH FLORIDA	W	9-4
4/23 STETSON	W	8-1
4/26 Georgia*	L	7-10
4/26 Georgia*	L	7-8
4/27 Georgia*	W	25-9
4/29 Florida Tech	W	6-2
4/30 Stetson	W	7-6
5/1 Jacksonville	W	17-3
5/3 TENNESSEE*	W	8-3
5/3 TENNESSEE*	W	2-0
5/4 TENNESSEE*	L	6-8

SEC Tournament (Gainesville, Fla.)

5/10 OLE MISS	L	2-3
5/11 VANDERBILT	L	7-11

1981 (42-17) (16-7 SEC, 1ST EAST)

NCAA South Regional SEC Tournament Champions Coach: Jay Bergman

2/20 Miami (Fla.)	L	5-8
2/21 Miami (Fla.)	L	0-2
2/26 CLEMSON	W	8-1
2/27 CLEMSON	W	5-4

2/28 GEORGIA SOUTHERN	L	6-8
3/1 ROLLINS	W	6-3
3/2 LIBERTY BAPTIST	W	11-6
3/4 South Florida	W	13-7
3/6 DAVIDSON	W	21-5
3/7 Rollins	L	4-7
3/8 EASTERN KENTUCKY	W	20-7
3/10 TEMPLE	L	13-14
3/12 JAMES MADISON	W	19-6
3/13 FLORIDA STATE	L	1-3
3/14 FLORIDA STATE	W	17-5
3/21 KENTUCKY*	W	5-4
3/21 KENTUCKY*	W	2-1
3/24 OHIO	W	12-3
3/24 OHIO	W	11-3
3/25 ST. XAVIER	W	7-2
3/28 Vanderbilt*	W	17-2
3/28 Vanderbilt*	L	7-11
3/29 Vanderbilt*	W	11-9
4/1 Florida State	L	10-14
4/2 Florida State	W	12-9
4/4 TENNESSEE*	W	11-4
4/4 TENNESSEE*	W	12-1
4/5 TENNESSEE*	W	8-4
4/8 SOUTH FLORIDA	W	6-5
4/11 GEORGIA*	W	6-0
4/11 GEORGIA*	W	5-1
4/12 GEORGIA*	L	3-12
4/14 LOUISIANA STATE	W	6-3
4/18 Kentucky*	L	4-8
4/18 Kentucky*	L	4-5
4/19 Kentucky*	W	10-3
4/21 Tennessee*	L	9-11
4/22 Tennessee*	L	0-4
4/22 Tennessee*	W	10-7
4/25 VANDERBILT*	W	7-6
4/25 VANDERBILT*	W	2-1
4/26 VANDERBILT*	W	11-2
4/27 JACKSONVILLE	W	11-5
4/30 Jacksonville	W	13-5
5/1 Stetson	W	5-2
5/2 Stetson	W	13-1
5/6 MIAMI (Fla.)	W	8-7
5/7 MIAMI (Fla.)	L	4-11
5/9 Georgia*	L	2-4
5/9 Georgia*	W	6-3
5/10 Georgia*	W	20-6

SEC Tournament (Starkville, Miss.)

5/15 Alabama	W	3-2
5/16 Mississippi State	W	8-3
5/18 Kentucky	W	11-5

NCAA South Regional (Coral Gables, Fla.)

5/21 Florida State	L	1-5
5/22 Missouri	W	7-3
5/23 Middle Tennessee State	W	7-4 (10)
5/23 Florida State	W	5-4
5/24 Miami (Fla.)	L	6-8



On the strength of eight complete games, an 8-1 record and a 2.81 ERA in '78, right-hander Ron Crum was named All-South Region.

1982 (34-24-1) (14-8 SEC, 1ST EAST)

NCAA Atlantic Regional SEC Tournament Champions SEC Champions SEC Eastern Division Champions Coach: Jack Rhine

2/13 Miami (Fla.)	L	3-7
2/14 Miami (Fla.)	L	2-6
2/20 FLAGLER	W	10-2
2/21 FLORIDA TECH	W	8-7
2/22 ST. LEO	W	5-1
2/24 CLEMSON	L	0-7
2/25 CLEMSON	L	5-14



A two-time semifinalist for the Johnny Bench Award, presented to the nation's top collegiate catcher, Brian Rose set a season-high batting average (.357) by a UF catcher and clubbed grand slams in back-to-back games at the 2003 NCAA Regional held in Coral Gables, Fla.

2/26 CLEMSON	L	7-12
2/28 METHODIST	W	17-1
3/2 South Florida	W	6-3
3/6 KENTUCKY*	W	3-0
3/6 KENTUCKY*	L	5-8
3/7 KENTUCKY*	W	12-11
3/10 CENTRAL FLORIDA	W	11-10
3/10 CENTRAL FLORIDA	W	9-6
3/11 Florida State	L	16-17
3/12 Florida State	L	1-8
3/13 FLORIDA STATE	W	9-6
3/14 FLORIDA STATE	L	6-7
3/20 Vanderbilt*	W	4-1
3/20 Vanderbilt*	W	25-8
3/21 Vanderbilt*	T	13-13
3/24 ST. XAVIER	W	10-1
3/24 ST. XAVIER	W	4-0
3/27 GEORGIA*	W	6-5
3/27 GEORGIA*	W	11-2
3/29 ROLLINS	W	6-2
4/3 Tennessee*	L	5-6
4/3 Tennessee*	W	4-2
4/4 Tennessee*	W	8-1
4/5 JACKSONVILLE	W	10-7
4/7 SUNY-STONY BROOK	W	22-0
4/10 Kentucky*	L	4-6
4/10 Kentucky*	W	6-4
4/11 Kentucky*	L	9-13
4/13 SOUTH FLORIDA	L	4-6
4/16 Stetson	L	7-9
4/17 STETSON	L	9-16
4/18 MIAMI (Fla.)	W	6-2
4/19 MIAMI (Fla.)	L	7-8
4/22 Jacksonville	L	10-18
4/24 VANDERBILT*	L	4-5
4/24 VANDERBILT*	W	4-3
4/25 VANDERBILT*	W	7-3
4/27 VALDOSTA STATE	L	6-9
5/1 Georgia*	W	6-4
5/1 Georgia*	L	6-8
5/2 Georgia*	L	3-9
5/3 Georgia Tech	W	4-3
5/4 Valdosta State	W	10-4
5/6 Rollins	W	7-4
5/8 TENNESSEE*	W	12-2
5/8 TENNESSEE*	L	2-3
5/9 TENNESSEE*	W	6-4

SEC Tournament (Gainesville, Fla.)

5/14 ALABAMA	W	7-3
5/15 OLE MISS	W	8-7
5/16 TENNESSEE	L	7-10
5/17 TENNESSEE	W	9-3

NCAA Atlantic Regional (Coral Gables, Fla.)

5/28 South Florida	L	0-8
5/29 Stetson	L	4-5

1983 (38-14) (14-7 SEC, 1ST EAST)

SEC Eastern Division Champions Coach: Dave Rhine

2/12 FLORIDA TECH	W	3-1
2/15 JACKSONVILLE	W	4-2
2/18 Florida Atlantic	W	8-2
2/19 Miami (Fla.)	L	1-5
2/20 Miami (Fla.)	W	4-1
2/23 ST. LEO	W	9-6

YEAR-BY-YEAR RESULTS & SCORES



2/26	CLEMSON	W	5-2
2/27	CLEMSON	W	4-2
2/28	FLAGLER	W	18-4
3/1	Jacksonville	L	6-9
3/3	Stetson	W	6-5
3/5	FLORIDA STATE	W	6-2
3/6	FLORIDA STATE	W	16-14
3/8	MIAMI (Fla.)	W	5-3
3/9	MIAMI (Fla.)	L	2-3
3/12	VANDERBILT*	W	2-1
3/12	VANDERBILT*	W	3-1
3/13	VANDERBILT*	L	6-8
3/14	CAMPBELLSVILLE	W	6-1
3/15	MARION	W	4-0
3/16	MARION	W	13-1
3/19	Georgia*	L	3-4
3/19	Georgia*	L	7-8
3/22	ST. XAVIER	W	12-3
3/23	ST. XAVIER	L	4-5
3/26	TENNESSEE*	W	3-2
3/26	TENNESSEE*	W	3-0
3/28	ASHLAND	W	13-0
3/29	ASHLAND	W	22-1
3/30	UL-LAFAYETTE	W	13-4
4/2	Kentucky*	W	7-5
4/2	Kentucky*	L	0-5
4/8	Florida State	W	7-5
4/9	Florida State	L	3-9
4/13	SOUTH FLORIDA	W	8-5
4/16	Vanderbilt*	W	5-4
4/16	Vanderbilt*	W	10-0
4/17	Vanderbilt*	W	14-3
4/20	Tampa	W	10-2
4/23	GEORGIA*	L	2-4
4/23	GEORGIA*	W	3-1
4/24	GEORGIA*	W	14-3
4/27	STETSON	W	5-1
4/30	Tennessee*	L	0-1
4/30	Tennessee*	L	3-4
5/1	Tennessee*	W	9-4
5/5	VALDOSTA STATE	W	4-2
5/7	KENTUCKY*	W	9-4
5/7	KENTUCKY*	W	7-4
5/8	KENTUCKY*	W	7-5
SEC Tournament (Starkville, Miss.)			
5/13	Alabama	L	2-15
5/14	Mississippi State	L	3-5



Kevin Polcovich set an NCAA record with 14 assists versus Tennessee on April 27, 1991. His 403 career assists still rank among the top-10 at Florida.

1984 (43-16-1) (18-4 SEC, 1ST EAST)

NCAA South I Regional			
SEC Tournament Champions			
SEC Champions			
SEC Eastern Division Champions			
Coach: Joe Arnold			
2/2	Florida Atlantic	L	3-4
2/3	Miami (Fla.)	W	9-7
2/4	South Florida	W	11-10
2/5	Florida State	W	8-3
2/11	FLORIDA TECH	W	9-5
2/12	FLORIDA TECH	W	8-4
2/15	Jacksonville	L	3-4

2/17	Miami (Fla.)	L	1-9
2/18	Miami (Fla.)	W	10-3
2/24	FLORIDA A&M	W	8-7
2/28	JACKSONVILLE	L	6-8
2/29	South Florida	L	4-10
3/1	MISSOURI	W	6-5
3/3	Tennessee*	W	3-1
3/3	Tennessee*	W	6-0
3/4	Tennessee*	L	6-7 (10)
3/7	Stetson	L	4-6
3/9	NORTH CAROLINA	W	4-1
3/9	EASTERN MICHIGAN	W	7-3
3/10	VANDERBILT*	W	8-4
3/10	VANDERBILT*	W	9-2 (10)
3/12	VANDERBILT*	W	7-4
3/13	IOWA STATE	W	5-0
3/15	XAVIER	W	11-0
3/18	Georgia*	W	4-1
3/18	Georgia*	T	9-9 (9)
3/22	Alabama-Birmingham	W	17-7
3/23	Kentucky*	W	9-2
3/23	Kentucky*	W	11-3
3/25	Kentucky*	L	6-7
3/28	MIAMI (Fla.)	L	6-8
3/28	MIAMI (Fla.)	W	7-6 (8)
3/30	ST. XAVIER	W	14-1
4/4	Florida State	W	11-3
4/4	Florida State	L	9-11
4/7	TENNESSEE*	W	5-3
4/7	TENNESSEE*	W	2-0
4/8	TENNESSEE*	L	3-4
4/10	STETSON	W	14-3
4/11	SOUTH FLORIDA	W	10-3
4/14	Vanderbilt*	W	4-1
4/14	Vanderbilt*	W	17-6
4/15	Vanderbilt*	L	9-10
4/17	FLORIDA STATE	W	8-7
4/18	FLORIDA STATE	L	4-7
4/21	GEORGIA*	W	10-9 (8)
4/21	GEORGIA*	W	2-1
4/22	GEORGIA*	W	14-2
4/24	SIENA	W	9-2
4/24	SIENA	W	5-3
4/28	KENTUCKY*	W	2-0
4/28	KENTUCKY*	W	5-1
4/29	KENTUCKY*	W	9-2
5/1	VALDOSTA STATE	W	12-6
SEC Tournament (Gainesville, Fla.)			
5/11	ALABAMA	W	5-3
5/12	TENNESSEE	W	10-2
5/13	TENNESSEE	L	2-3
5/14	TENNESSEE	W	3-1
NCAA South I Regional (Tallahassee, Fla.)			
5/24	Miami (Fla.)	L	5-6
5/25	South Alabama	L	4-7

1985 (43-18) (15-6 SEC, 1ST EAST)

NCAA Atlantic Regional			
SEC Eastern Division Champions			
Coach: Joe Arnold			
2/8	Central Florida	W	9-4
2/9	TAMPA	W	4-3 (12)
2/15	Miami (Fla.)	L	2-5
2/16	Miami (Fla.)	W	4-2
2/17	Miami (Fla.)	L	2-5
2/18	St. Thomas	W	10-9 (13)
2/20	Stetson	W	8-3
2/22	JACKSONVILLE	W	5-4
2/23	FLORIDA A&M	W	8-1
2/24	FLORIDA A&M	W	14-0
2/25	South Florida	W	13-8
2/26	MERCER	W	12-2
2/27	MERCER	W	12-6
3/2	KENTUCKY*	W	3-0
3/2	KENTUCKY*	W	12-1
3/3	KENTUCKY*	W	15-3
3/5	FLORIDA ATLANTIC	W	10-6
3/6	OKLAHOMA STATE	L	9-12
3/7	EASTERN MICHIGAN	L	6-7
3/9	Georgia*	L	3-4
3/9	Georgia*	W	6-1
3/10	Georgia*	W	12-9
3/12	TULANE	W	7-5
3/14	XAVIER	W	21-3
3/15	FLORIDA STATE	W	3-2
3/16	FLORIDA STATE	W	6-1
3/19	Jacksonville	W	9-3
3/23	VANDERBILT*	W	3-2
3/23	VANDERBILT*	W	5-4
3/24	VANDERBILT*	W	21-5
3/26	Central Florida	L	6-10
3/27	Florida State	L	10-12
3/30	Tennessee*	W	5-1
3/30	Tennessee*	L	7-11
4/2	Florida State	W	6-3
4/6	Kentucky*	W	10-0
4/6	Kentucky*	L	6-8

4/7	Kentucky*	W	5-2
4/10	FLORIDA SOUTHERN	W	5-3
4/13	GEORGIA*	W	7-0
4/14	GEORGIA*	W	5-0
4/16	SOUTH FLORIDA	W	9-6
4/18	SOUTH ALABAMA	W	11-3
4/19	MIAMI (Fla.)	L	0-11
4/20	MIAMI (Fla.)	L	4-6
4/23	STETSON	W	6-4
4/27	Vanderbilt*	L	0-4



During his seven seasons at the helm, Andy Lopez's squads made five NCAA Tournament appearances, collected three SEC Eastern Division titles, two SEC regular-season championships and advanced to the College World Series in 1996 and 1998.

4/28	Vanderbilt*	L	1-6
5/4	TENNESSEE*	W	2-1
5/4	TENNESSEE*	W	4-1
5/5	TENNESSEE*	L	6-9
5/7	VALDOSTA STATE	W	12-2
5/7	VALDOSTA STATE	W	8-5
SEC Tournament (Baton Rouge, La.)			
5/10	Mississippi State	L	3-8
5/11	Louisiana State	W	5-2
5/12	Georgia	L	8-9
NCAA Atlantic Regional (Coral Gables, Fla.)			
5/24	Virginia	L	1-14
5/26	Princeton	W	14-4
5/27	Virginia	W	15-2
5/27	Miami (Fla.)	W	8-1
5/28	Miami (Fla.)	L	9-12

1986 (27-26) (14-13 SEC, 6TH)

Coach: Joe Arnold			
2/7	FLORIDA A&M	W	19-0
2/9	UL-LAFAYETTE	W	3-1
2/10	UL-LAFAYETTE	W	9-2
2/11	UL-LAFAYETTE	W	7-5
2/14	Miami (Fla.)	L	6-7
2/15	Miami (Fla.)	L	6-7 (10)
2/22	TAMPA	W	9-7
2/23	TAMPA	L	1-3
2/25	FLORIDA STATE	L	6-10
2/26	FLORIDA STATE	L	7-10
3/1	LOUISIANA STATE*	L	1-9
3/1	LOUISIANA STATE*	L	4-18
3/2	LOUISIANA STATE*	L	5-12
TAMPA			
3/8	Alabama*	L	2-3 (12)
3/8	Alabama*	W	6-1
3/9	Alabama*	W	11-4
3/11	MIAMI (Fla.)	L	5-6
3/12	MIAMI (Fla.)	L	7-9
3/15	TENNESSEE*	L	3-4 (10)
3/15	TENNESSEE*	W	4-1
3/16	TENNESSEE*	L	4-6
3/19	JACKSONVILLE	W	6-4
3/22	Oklahoma State	W	7-4
3/23	Oklahoma State	L	7-16
3/24	Oklahoma State	L	4-14
3/25	OHIO STATE	W	18-6
3/26	OHIO STATE	W	5-0
3/29	Kentucky*	W	5-0
3/29	Kentucky*	W	3-2
3/30	Kentucky*	W	7-6
4/1	Jacksonville	W	5-2

4/5	AUBURN*	W	8-4
4/5	AUBURN*	L	3-6
4/6	AUBURN*	L	6-10
4/9	South Florida	W	12-10
4/10	CENTRAL FLORIDA	L	0-7
4/12	Ole Miss*	L	3-4
4/12	Ole Miss*	L	4-5
4/13	Ole Miss*	W	11-7
4/15	Florida State	L	6-7
4/16	Florida State	L	0-8
4/19	MISSISSIPPI STATE*	L	3-9
4/19	MISSISSIPPI STATE*	L	1-5
4/20	MISSISSIPPI STATE*	W	9-5
4/23	SOUTH FLORIDA	L	8-13
4/26	Georgia*	W	7-6
4/26	Georgia*	L	1-8
4/27	Georgia*	W	11-5
5/1	Central Florida	W	2-1
5/3	VANDERBILT*	W	4-2
5/3	VANDERBILT*	W	3-2
5/4	VANDERBILT*	W	11-0

1987 (32-24) (17-9 SEC, 3RD)

Coach: Joe Arnold			
2/7	WESTERN CAROLINA	W	9-7
2/7	WESTERN CAROLINA	L	3-12
2/8	WESTERN CAROLINA	W	13-12
2/11	ROLLINS	L	4-6 (10)
2/13	TAMPA	L	3-10
2/14	TAMPA	L	14-17
2/16	South Florida	L	5-6
2/20	Tulane	L	10-11
2/21	Louisiana State (New Orleans)	L	2-5
2/22	New Orleans	W	6-3
2/24	ECKERD	W	14-1
2/27	Miami (Fla.)	L	2-4
2/28	Miami (Fla.)	L	4-12
3/4	Central Florida	W	8-4
3/5	FLORIDA ATLANTIC	W	10-6
3/7	Louisiana State*	L	1-9
3/8	Louisiana State*	W	5-3
3/10	CENTRAL FLORIDA	W	8-7
3/14	ALABAMA*	W	8-3
3/14	ALABAMA*	W	9-6
3/15	ALABAMA*	L	2-5
3/21	Tennessee*	W	7-0
3/21	Tennessee*	W	9-1
3/22	Tennessee*	W	17-11
3/23	ALABAMA-BIRMINGHAM	W	9-7
3/24	HARTFORD	W	5-0
ECKERD			
ECKERD			
4/2	CENTRAL FLORIDA	L	6-12
4/4	KENTUCKY*	W	12-2
4/4	KENTUCKY*	W	10-3
4/5	KENTUCKY*	W	10-3
4/8	SOUTH FLORIDA	W	10-2
4/11	Auburn*	L	2-11
4/11	Auburn*	L	3-7
4/12	Auburn*	L	5-9
4/14	Florida State	L	6-12
4/15	Florida State	L	11-14
4/18	OLE MISS*	W	9-1
4/18	OLE MISS*	W	6-5
4/19	OLE MISS*	L	8-10
4/21	MIAMI (Fla.)	W	3-2
4/22	MIAMI (Fla.)	W	6-5
4/25	Mississippi State*	W	11-6 (12)
4/25	Mississippi State*	L	4-7
4/26	Mississippi State*	W	8-2
5/2	GEORGIA*	L	0-13
5/2	GEORGIA*	W	10-0
5/3	GEORGIA*	L	5-6
5/5	FLORIDA STATE	W	10-5
5/6	FLORIDA STATE	W	7-5
5/9	Vanderbilt*	W	11-5
5/9	Vanderbilt*	W	9-2
5/10	Vanderbilt*	W	8-6
SEC Tournament (Athens, Ga.)			
5/14	Kentucky	L	4-5
5/15	Mississippi State	L	4-5
1988 (48-19-1) (21-6 SEC, 1ST)			
College World Series			
NCAA East Regional Champions			
SEC Tournament Champions			
SEC Champions			
Coach: Joe Arnold			
2/6	WESTERN CAROLINA	L	1-3
2/6	WESTERN CAROLINA	W	9-6
2/7	WESTERN CAROLINA	W	7-2
2/10	ECKERD	W	10-9 (10)
2/12	TAMPA	W	10-6
2/13	TAMPA	W	10-3
2/14	FLORIDA ATLANTIC	L	5-7
2/16	Central Florida	L	0-2



YEAR-BY-YEAR RESULTS & SCORES



Shortstop Roger Holt earned second-team All-America honors in 1977 and earned All-SEC Eastern Division accolades three-consecutive years.

2/20	MIAMI (Fla.)	W	3-2
2/21	MIAMI (Fla.)	L	7-9
2/23	FLORIDA SOUTHERN	W	7-5
2/24	SOUTH FLORIDA	W	7-0
2/26	San Diego State (Kissimmee)	W	12-2
2/27	San Diego State (Kissimmee)	W	11-4
2/28	San Diego State (Kissimmee)	T	8-8 (9)
3/1	CENTRAL FLORIDA	W	5-2
3/2	Stetson	L	3-6
3/5	Kentucky*	W	3-1 (10)
3/5	Kentucky*	L	1-7
3/6	Kentucky*	L	10-11
3/8	STETSON	W	6-0
3/12	LOUISIANA STATE*	W	4-3
3/12	LOUISIANA STATE*	L	0-4
3/13	LOUISIANA STATE*	W	5-4
3/15	CHARLOTTE	W	5-2
3/16	CHARLOTTE	W	9-2
3/19	Alabama*	W	2-1
3/19	Alabama*	W	6-0
3/20	Alabama*	W	4-0
3/23	JACKSONVILLE	W	5-2
3/26	TENNESSEE*	W	13-3
3/26	TENNESSEE*	W	7-5
3/27	TENNESSEE*	W	8-5
3/30	Jacksonville	W	6-4
4/1	Miami (Fla.)	L	3-11
4/2	Miami (Fla.)	L	3-5
4/6	South Florida	L	4-6
4/9	AUBURN*	L	1-3
4/9	AUBURN*	W	7-1
4/10	AUBURN*	L	7-12
4/13	Florida State	L	2-7
4/16	Ole Miss*	W	9-5
4/16	Ole Miss*	W	4-1
4/17	Ole Miss*	W	4-2
4/20	FLORIDA STATE	W	8-5
4/23	MISSISSIPPI STATE*	W	6-5
4/23	MISSISSIPPI STATE*	W	5-1
4/24	MISSISSIPPI STATE*	W	13-8
4/30	Georgia*	W	6-3
4/30	Georgia*	L	2-3
5/1	Georgia*	W	6-3
5/4	CENTRAL FLORIDA	W	9-6
5/7	VANDERBILT*	W	3-1
5/7	VANDERBILT*	W	1-0 (10)
5/8	VANDERBILT*	W	8-7 (12)

SEC Tournament (Starkville, Miss.)

5/12	Georgia	L	3-8
5/12	Auburn	W	4-3
5/13	Louisiana State	W	7-2
5/14	Mississippi State	W	3-1
5/15	Mississippi State	W	5-3

NCAA East Regional (Tallahassee, Fla.)

5/25	George Mason	W	7-0
5/27	N.C. State	L	3-13
5/27	Tulane	W	9-5
5/28	Florida State	W	9-3
5/29	Stetson	W	8-0

College World Series (Omaha, Neb.)

6/3	Wichita State	L	4-5
6/5	California	W	6-5
6/7	Arizona State	L	1-10

1989 (44-22) (14-10 SEC, 3RD)

NCAA East Regional

Coch: Joe Arnold

2/4	WESTERN CAROLINA	W	5-3
2/4	WESTERN CAROLINA	W	14-9
2/5	WESTERN CAROLINA	W	18-1

2/8	TAMPA	W	8-6
2/10	WAKE FOREST	W	7-4
2/11	WAKE FOREST	W	14-7
2/12	WAKE FOREST	W	9-4
2/13	Stetson	W	10-8 (10)
2/14	GEORGIA SOUTHERN	W	5-4
2/18	FLORIDA STATE	W	5-1
2/19	FLORIDA STATE	W	6-5
2/22	South Florida	L	3-16
2/24	San Diego State	W	9-7
2/25	San Diego State	W	10-1
2/26	San Diego State	L	4-5
3/3	KENTUCKY*	W	10-9
3/4	KENTUCKY*	W	12-6
3/4	KENTUCKY*	L	4-7 (8)
3/8	VIRGINIA	W	13-6
3/9	VIRGINIA	W	18-0
3/11	Louisiana State*	L	0-10
3/11	Louisiana State*	L	7-8
3/12	Louisiana State*	L	1-2
3/15	JACKSONVILLE	L	2-6
3/18	ALABAMA*	W	5-2
3/18	ALABAMA*	L	5-7
3/19	ALABAMA*	W	27-3
3/21	Miami (Fla.)	W	13-10
3/22	Miami (Fla.)	L	0-4
3/25	Tennessee*	W	9-3
3/25	Tennessee*	W	7-1
3/26	Tennessee*	W	6-2
3/28	NICHOLLS STATE	W	8-3
3/29	Central Florida	W	3-1
3/30	BETHUNE-COOKMAN	W	6-3
4/1	MIAMI (Fla.)	W	7-1
4/2	MIAMI (Fla.)	W	3-2
4/5	CENTRAL FLORIDA	W	2-1
4/11	Florida State	W	5-0
4/12	Florida State	L	5-7
4/15	OLE MISS*	W	9-8
4/15	OLE MISS*	L	11-12
4/16	OLE MISS*	W	8-7
4/18	Jacksonville	L	5-6
4/19	South Florida	W	7-3
4/22	Mississippi State*	L	3-4
4/22	Mississippi State*	L	4-5
4/23	Mississippi State*	L	3-14
4/24	VALDOSTA STATE	L	3-8
4/26	CENTRAL FLORIDA	L	4-7
4/29	GEORGIA*	L	2-16
4/29	GEORGIA*	W	5-3
4/30	GEORGIA*	W	6-5
5/3	FLORIDA TECH	W	4-3
5/3	FLORIDA TECH	W	10-5
5/4	STETSON	W	8-2
5/6	Vanderbilt*	W	8-4
5/6	Vanderbilt*	W	14-7
5/7	Vanderbilt*	W	9-3

SEC Tournament (Gainesville, Fla.)

5/11	ALABAMA	W	7-6
5/12	LOUISIANA STATE	W	8-6
5/13	AUBURN	L	2-4 (10)
5/13	GEORGIA	L	1-16

NCAA East Regional (Gainesville, Fla.)

5/25	EAST CAROLINA	W	11-6
5/26	CENTRAL FLORIDA	L	7-10
5/27	MIAMI (Fla.)	L	1-9

1990 (29-30) (11-12 SEC, 6TH)

Coch: Joe Arnold

2/3	WESTERN CAROLINA	L	1-2
2/3	WESTERN CAROLINA	W	18-2



During Pat McMahon's six-year tenure, the Gators captured the first two NCAA Super Regional berths in school history and were the runner-up at the 2005 College World Series.

2/4	WESTERN CAROLINA	W	13-1
2/9	GEORGIA SOUTHERN	L	5-7
2/10	GEORGIA SOUTHERN	W	6-5 (10)
2/10	GEORGIA SOUTHERN	W	6-3
2/16	South Florida	L	2-3
2/17	South Florida (St. Petersburg)	W	2-1
2/18	SOUTH FLORIDA	W	6-2
2/23	Miami (Fla.)	W	5-4
2/24	Miami (Fla.)	L	10-12
2/25	Florida International	L	1-3
2/27	STETSON	W	11-0
3/3	MIAMI (Fla.)	L	3-6
3/4	MIAMI (Fla.)	L	3-8
3/8	FLORIDA STATE	L	1-5
3/9	FLORIDA STATE	L	2-3



Rodney Brewer hit .356 in 1987 en route to All-America honors from The Sporting News and ended his three seasons in Gainesville with a .349 average, 107 RBI and 51 doubles before being a fifth-round pick of the St. Louis Cardinals.

3/10	Florida State	L	3-5
3/11	Florida State	L	6-7
3/13	JACKSONVILLE	W	5-0
3/21	MARYLAND-BALTIMORE	W	2-0
3/22	MASSACHUSETTS	W	3-1
3/22	MASSACHUSETTS	W	3-0
3/24	VANDERBILT*	W	7-5
3/24	VANDERBILT*	L	8-10
3/25	VANDERBILT*	W	13-9
3/27	CENTRAL FLORIDA	L	1-5
3/28	BETHUNE-COOKMAN	W	15-0
3/31	Ole Miss*	L	2-4
3/31	Ole Miss*	W	5-1
4/1	Ole Miss*	L	3-6
4/3	VALDOSTA STATE	W	17-8
4/4	VALDOSTA STATE	W	8-7
4/7	LOUISIANA STATE*	L	3-6
4/7	LOUISIANA STATE*	W	7-6
4/8	LOUISIANA STATE*	L	3-5
4/10	Jacksonville	L	2-3
4/11	SE LOUISIANA	W	5-1
4/14	MISSISSIPPI STATE*	W	10-9 (10)
4/14	MISSISSIPPI STATE*	L	4-18
4/15	MISSISSIPPI STATE*	L	2-7
4/17	New Orleans (Mobile, Ala.)	L	5-13
4/18	Southern Miss (Mobile, Ala.)	L	1-3
4/21	Georgia*	L	4-6
4/21	Georgia*	L	3-4 (9)
4/22	Georgia*	W	4-1
4/25	Central Florida	L	0-2
4/28	TENNESSEE*	L	6-8
4/28	TENNESSEE*	W	4-1
4/29	TENNESSEE*	W	8-7 (10)
5/5	AUBURN*	W	8-7
5/5	AUBURN*	L	3-7
5/6	AUBURN*	W	6-5
5/9	Stetson	W	7-3
5/12	Kentucky*	L	6-8
5/13	Kentucky*	W	15-9

SEC Tournament (Hoover, Ala.)

5/17	Louisiana State	L	4-6
------	-----------------	---	-----

5/18	Georgia	W	6-5
5/19	Mississippi State	L	2-8

1991 (51-21) (16-8 SEC, 2ND)

College World Series

NCAA East Regional Champions

SEC Tournament Champions

Coch: Joe Arnold

2/2	TAMPA	W	7-4
2/3	TAMPA	W	10-0
2/8	UCLA (Orlando)	W	5-4 (10)
2/9	Georgia Southern (Orlando)	W	5-1
2/9	Central Florida (Orlando)	W	7-5
2/10	UCLA (Orlando)	L	6-10 (10)
2/15	LONG BEACH STATE	W	10-9 (12)
2/16	LONG BEACH STATE	L	1-12
2/17	LONG BEACH STATE	W	16-6
2/19	FLORIDA TECH	W	5-3
2/23	MIAMI (Fla.)	L	3-5
2/24	MIAMI (Fla.)	L	7-8
2/26	Miami (Fla.)	L	2-4
2/27	Miami (Fla.)	L	7-8 (10)
3/1	Tulane (New Orleans)	W	4-2
3/2	Louisiana State (New Orleans)	L	5-6
3/3	New Orleans	W	7-2
3/5	STETSON	W	6-3
3/9	Florida State	L	3-8
3/10	Florida State	L	3-5
3/13	South Florida	L	6-10
3/16	ALABAMA*	L	2-7
3/17	ALABAMA*	W	4-0
3/20	MASSACHUSETTS	W	7-2
3/21	MASSACHUSETTS	W	5-1
3/23	Vanderbilt*	W	15-8
3/23	Vanderbilt*	W	8-2
3/24	Vanderbilt*	L	4-5
3/26	GEORGIA SOUTHERN	W	11-3
3/27	GEORGIA SOUTHERN	W	16-1
3/28	WAGNER	W	5-3
3/30	OLE MISS*	W	12-5
3/30	OLE MISS*	W	5-4
3/31	OLE MISS*	W	7-2
4/2	LONG ISLAND	W	8-4
4/3	BETHUNE-COOKMAN	W	6-2
4/6	Louisiana State*	L	5-6 (10)
4/6	Louisiana State*	L	3-5
4/7	Louisiana State*	L	6-12
4/8	SOUTH ALABAMA	W	6-4
4/13	Mississippi State*	W	5-1
4/14	Mississippi State*	W	3-1
4/16	FLORIDA STATE	L	2-4
4/17	FLORIDA STATE	W	4-3
4/20	GEORGIA*	W	11-3
4/20	GEORGIA*	W	4-0
4/21	GEORGIA*	W	8-1
4/24	FLORIDA ATLANTIC	W	6-2
4/25	FLORIDA ATLANTIC	W	7-0
4/27	Tennessee*	W	13-3
4/27	Tennessee*	L	2-3
4/28	Tennessee*	W	2-1
5/1	SOUTH FLORIDA	W	5-4
5/4	Auburn*	W	3-1
5/5	Auburn*	L	1-2
5/7	FLORIDA SOUTHERN	W	11-3
5/8	Stetson	W	13-7
5/11	KENTUCKY*	L	1-6
5/11	KENTUCKY*	W	5-0
5/12	KENTUCKY*	W	14-2

SEC Tournament (Baton Rouge, La.)

5/16	Auburn	W	8-7
5/17	Alabama	W	4-3
5/18	Louisiana State	W	7-1
5/19	Louisiana State	W	8-4

NCAA East Regional (Gainesville, Fla.)

5/23	FURMAN	W	2-0
5/24	JACKSONVILLE	W	3-0
5/25	N.C. STATE	W	9-4
5/26	N.C. STATE	W	3-2 (10)

College World Series (Omaha, Neb.)

5/31	Louisiana State	L	1-8
6/2	Florida State	W	5-0
6/4	Fresno State	W	2-1
6/5	Louisiana State	L	8-19

1992 (44-20) (16-8 SEC, 1ST EAST)

NCAA East Regional

Coch: Joe Arnold

2/1	TAMPA	W	11-6
2/2	TAMPA	W	13-6
2/7	BARRY	W	12-3
2/8	McNEESE STATE	W	16-2
2/9	McNEESE STATE	W	16-1
2/12	FLORIDA TECH	W	6-5
2/14	LONG BEACH STATE	W	8-7 (10)
2/15	LONG BEACH STATE	W	9-8
2/16	LONG BEACH STATE	L	6-9

YEAR-BY-YEAR RESULTS & SCORES



2/19	FLORIDA STATE	L	1-2
2/22	MIAMI (Fla.)	W	7-3
2/23	MIAMI (Fla.)	W	8-5
2/26	Stetson	W	9-2
2/28	MISSOURI	W	10-2
2/29	MISSOURI	W	8-3
3/1	MISSOURI	W	4-3 (11)
3/4	ROLLINS	W	9-0
3/6	Miami (Fla.)	L	1-7
3/7	Miami (Fla.)	L	5-6



Southpaw Doug Brennan was the winning pitcher in the Gators' most recent no-hitter, a 16-0 victory over Pace on March 19, 1993. He worked seven innings, with 10 strikeouts and one walk, before Chris Nelson threw two hitless frames to close out the game.

3/10	KANSAS STATE	W	10-2
3/11	KANSAS STATE	W	6-4
3/12	LONG ISLAND	W	17-7
3/13	MASSACHUSETTS	W	12-1
3/14	SOUTH FLORIDA	L	3-5
3/15	South Florida	W	2-1
3/21	AUBURN*	W	4-2
3/21	AUBURN*	W	2-1
3/22	AUBURN*	W	2-1
3/28	Ole Miss*	W	5-4
3/28	Ole Miss*	W	7-3
3/29	Ole Miss*	L	9-10
4/1	STETSON	W	7-3
4/4	LOUISIANA STATE*	W	5-4
4/4	LOUISIANA STATE*	L	0-2
4/5	LOUISIANA STATE*	L	3-5
4/7	VALDOSTA STATE	W	4-3
4/8	Florida State	L	0-4
4/9	BETHUNE-COOKMAN	W	16-1
4/11	Vanderbilt*	W	11-10
4/11	Vanderbilt*	L	4-5 (8)
4/12	Vanderbilt*	L	4-6
4/15	Florida State	W	3-1
4/18	Kentucky*	L	5-10
4/18	Kentucky*	W	7-0
4/19	Kentucky*	W	9-4
4/22	FLORIDA SOUTHERN	L	1-5
4/25	GEORGIA*	W	3-0
4/25	GEORGIA*	W	8-4
4/26	GEORGIA*	W	5-3
5/2	SOUTH CAROLINA*	L	2-4
5/2	SOUTH CAROLINA*	L	3-4
5/3	SOUTH CAROLINA*	W	10-7
5/5	FLORIDA STATE	L	1-4
5/9	Tennessee*	W	11-5
5/9	Tennessee*	W	4-2 (8)
5/10	Tennessee*	W	8-3

5/13	Auburn	W	2-0
5/14	Georgia	W	12-5
5/15	Louisiana State	W	3-1 (12)
5/16	South Carolina	L	4-11
5/17	Louisiana State	L	1-12

5/21	RIDER	W	6-1
5/22	CALIFORNIA	L	3-4 (10)
5/23	TEXAS A&M	L	5-6

5/13	Auburn	W	2-0
5/14	Georgia	W	12-5
5/15	Louisiana State	W	3-1 (12)
5/16	South Carolina	L	4-11
5/17	Louisiana State	L	1-12

5/21	RIDER	W	6-1
5/22	CALIFORNIA	L	3-4 (10)
5/23	TEXAS A&M	L	5-6

5/13	Auburn	W	2-0
5/14	Georgia	W	12-5
5/15	Louisiana State	W	3-1 (12)
5/16	South Carolina	L	4-11
5/17	Louisiana State	L	1-12

5/21	RIDER	W	6-1
5/22	CALIFORNIA	L	3-4 (10)
5/23	TEXAS A&M	L	5-6

5/13	Auburn	W	2-0
5/14	Georgia	W	12-5
5/15	Louisiana State	W	3-1 (12)
5/16	South Carolina	L	4-11
5/17	Louisiana State	L	1-12

5/21	RIDER	W	6-1
5/22	CALIFORNIA	L	3-4 (10)
5/23	TEXAS A&M	L	5-6

5/13	Auburn	W	2-0
5/14	Georgia	W	12-5
5/15	Louisiana State	W	3-1 (12)
5/16	South Carolina	L	4-11
5/17	Louisiana State	L	1-12

5/21	RIDER	W	6-1
5/22	CALIFORNIA	L	3-4 (10)
5/23	TEXAS A&M	L	5-6

5/13	Auburn	W	2-0
5/14	Georgia	W	12-5
5/15	Louisiana State	W	3-1 (12)
5/16	South Carolina	L	4-11
5/17	Louisiana State	L	1-12

5/21	RIDER	W	6-1
5/22	CALIFORNIA	L	3-4 (10)
5/23	TEXAS A&M	L	5-6

5/13	Auburn	W	2-0
5/14	Georgia	W	12-5
5/15	Louisiana State	W	3-1 (12)
5/16	South Carolina	L	4-11
5/17	Louisiana State	L	1-12

5/21	RIDER	W	6-1
5/22	CALIFORNIA	L	3-4 (10)
5/23	TEXAS A&M	L	5-6

5/13	Auburn	W	2-0
5/14	Georgia	W	12-5
5/15	Louisiana State	W	3-1 (12)
5/16	South Carolina	L	4-11
5/17	Louisiana State	L	1-12

5/21	RIDER	W	6-1
5/22	CALIFORNIA	L	3-4 (10)
5/23	TEXAS A&M	L	5-6

5/13	Auburn	W	2-0
5/14	Georgia	W	12-5
5/15	Louisiana State	W	3-1 (12)
5/16	South Carolina	L	4-11
5/17	Louisiana State	L	1-12

2/23	South Florida	L	2-9
2/24	ROLLINS	L	2-4
2/27	MIAMI (Fla.)	W	3-2
2/28	MIAMI (Fla.)	W	9-7
3/4	Florida State	L	0-2
3/5	Florida State	L	3-9
3/6	FLORIDA STATE	L	2-4
3/7	FLORIDA STATE	L	4-8
3/10	WAGNER	W	10-9
3/12	Miami (Fla.)	L	1-7
3/13	Miami (Fla.)	W	4-3 (10)
3/16	WEST VIRGINIA	W	10-5
3/18	PACE	W	5-0
3/19	PACE	W	16-0
3/21	SOUTH FLORIDA	W	5-1
3/23	VALDOSTA STATE	W	14-4
3/24	VALDOSTA STATE	L	5-6
3/27	Auburn*	W	9-4
3/27	Auburn*	L	2-6
3/28	Auburn*	L	6-9
4/3	OLE MISS*	W	16-3
4/3	OLE MISS*	W	4-0
4/4	OLE MISS*	W	15-0
4/6	GEORGIA SOUTHERN	W	5-4
4/7	GEORGIA SOUTHERN	W	10-3
4/10	Louisiana State*	W	2-1
4/10	Louisiana State*	L	3-11
4/11	Louisiana State*	L	2-16
4/14	STETSON	L	0-2
4/17	VANDERBILT*	W	12-1
4/17	VANDERBILT*	W	6-0
4/18	VANDERBILT*	L	12-15
4/21	Stetson (N)	W	9-6
4/24	KENTUCKY*	L	3-5
4/24	KENTUCKY*	L	6-7
4/25	KENTUCKY*	L	4-7
5/1	Georgia*	W	5-0
5/1	Georgia*	W	4-3
5/2	Georgia*	W	12-3
5/5	FLORIDA ATLANTIC	W	11-1
5/8	South Carolina*	W	5-0
5/8	South Carolina*	L	7-11
5/9	South Carolina*	L	1-7
5/11	FLORIDA TECH	W	11-1
5/15	TENNESSEE*	L	1-11
5/15	TENNESSEE*	W	10-3
5/16	TENNESSEE*	L	3-12

5/20	Kentucky*	L	1-7
5/21	Georgia*	L	0-5

5/20	Kentucky*	L	1-7
5/21	Georgia*	L	0-5

5/20	Kentucky*	L	1-7
5/21	Georgia*	L	0-5

5/20	Kentucky*	L	1-7
5/21	Georgia*	L	0-5

5/20	Kentucky*	L	1-7
5/21	Georgia*	L	0-5

5/20	Kentucky*	L	1-7
5/21	Georgia*	L	0-5

5/20	Kentucky*	L	1-7
5/21	Georgia*	L	0-5

5/20	Kentucky*	L	1-7
5/21	Georgia*	L	0-5

5/20	Kentucky*	L	1-7
5/21	Georgia*	L	0-5

5/20	Kentucky*	L	1-7
5/21	Georgia*	L	0-5

5/20	Kentucky*	L	1-7
5/21	Georgia*	L	0-5

5/20	Kentucky*	L	1-7
5/21	Georgia*	L	0-5

5/20	Kentucky*	L	1-7
5/21	Georgia*	L	0-5

5/20	Kentucky*	L	1-7
5/21	Georgia*	L	0-5

5/20	Kentucky*	L	1-7
5/21	Georgia*	L	0-5

5/20	Kentucky*	L	1-7
5/21	Georgia*	L	0-5

5/20	Kentucky*	L	1-7
5/21	Georgia*	L	0-5

5/20	Kentucky*	L	1-7
5/21	Georgia*	L	0-5

5/20	Kentucky*	L	1-7
5/21	Georgia*	L	0-5

5/20	Kentucky*	L	1-7
5/21	Georgia*	L	0-5

5/20	Kentucky*	L	1-7
5/21	Georgia*	L	0-5

5/20	Kentucky*	L	1-7
5/21	Georgia*	L	0-5

5/20	Kentucky*	L	1-7
5/21	Georgia*	L	0-5

5/20	Kentucky*	L	1-7
5/21	Georgia*	L	0-5

5/20	Kentucky*	L	1-7
5/21	Georgia*	L	0-5

5/20	Kentucky*	L	1-7
5/21	Georgia*	L	0-5

5/20	Kentucky*	L	1-7
5/21	Georgia*	L	0-5

5/20	Kentucky*	L	1-7
5/21	Georgia*	L	0-5

5/20	Kentucky*	L	1-7
5/21	Georgia*	L	0-5

4/27	CENTRAL FLORIDA	W	9-2
4/29	GEORGIA*	W	8-3
4/30	GEORGIA*	W	3-2 (10)
5/1	GEORGIA*	W	9-1
5/4	FLORIDA ATLANTIC	W	4-3
5/5	FLORIDA ATLANTIC	W	9-8
5/6	SOUTH CAROLINA*	W	5-3
5/7	SOUTH CAROLINA*	W	6-5 (10)
5/8	SOUTH CAROLINA*	L	3-6 (15)
5/10	Jacksonville	W	4-3
5/13	Tennessee*	L	9-12
5/14	Tennessee*	L	4-10
5/15	Tennessee*	L	1-6

5/19	Georgia*	L	3-4 (10)
5/20	Vanderbilt*	L	7-15

5/19	Georgia*	L	3-4 (10)
5/20	Vanderbilt*	L	7-15

5/19	Georgia*	L	3-4 (10)
5/20	Vanderbilt*	L	7-15

5/19	Georgia*	L	3-4 (10)
5/20	Vanderbilt*	L	7-15

5/19	Georgia*	L	3-4 (10)
5/20	Vanderbilt*	L	7-15

5/19	Georgia*	L	3-4 (10)
5/20	Vanderbilt*	L	7-15

5/19	Georgia*	L	3-4 (10)
5/20	Vanderbilt*	L	7-15

5/19	Georgia*	L	3-4 (10)
5/20	Vanderbilt*	L	7-15

5/19	Georgia*	L	3-4 (10)
5/20	Vanderbilt*	L	7-15

5/19	Georgia*	L	3-4 (10)
5/20	Vanderbilt*	L	7-15

5/19	Georgia*	L	3-4 (10)
5/20	Vanderbilt*	L	7-15

5/19	Georgia*	L	3-4 (10)
5/20	Vanderbilt*	L	7-15

5/19	Georgia*	L	3-4 (10)
5/20	Vanderbilt*	L	7-15

5/19	Georgia*	L	3-4 (10)
5/20	Vanderbilt*	L	7-15

5/19	Georgia*	L	3-4 (10)
5/20	Vanderbilt*	L	7-15

5/19	Georgia*	L	3-4 (10)
5/20	Vanderbilt*	L	7-15

YEAR-BY-YEAR RESULTS & SCORES

5/19	Alabama	L	5-15
NCAA East Regional (Gainesville, Fla.)			
5/23	Bucknell	W	7-0
5/24	N.C. State	W	12-9
5/25	South Florida	W	6-4 (13)
5/26	Massachusetts	W	12-2

College World Series (Omaha, Neb.)			
6/1	Florida State	W	5-2
6/3	Louisiana State	L	4-9
6/4	Florida State	W	6-3
6/6	Louisiana State	L	1-2

1997 (40-24) (17-13, T-1ST EAST)

NCAA Atlantic Regional
SEC Eastern Division Champions
Coach: Andy Lopez

1/31	WINTHROP	W	9-8
2/1	WINTHROP	W	15-2
2/2	WINTHROP	W	5-3
2/7	SANTA CLARA	L	4-7
2/8	SANTA CLARA	W	10-2
2/9	SANTA CLARA	W	11-1
2/12	UL-LAFAYETTE	W	6-5
2/15	MIAMI (Fla.)	W	2-1
2/16	MIAMI (Fla.)	W	12-5
2/18	JACKSONVILLE	L	1-4
2/21	Miami (Fla.)	L	7-8
2/22	Miami (Fla.)	L	1-4
2/27	Florida State	W	3-2 (11)
2/28	Florida State	L	8-10
3/1	FLORIDA STATE	W	13-6
3/2	FLORIDA STATE	L	5-9
3/4	CAMPBELL	W	13-4
3/7	Mississippi State*	W	4-2
3/8	Mississippi State*	W	14-2
3/9	Mississippi State*	W	15-10
3/10	MAINE	W	21-2
3/12	PURDUE	W	10-7
3/14	ALABAMA*	L	4-6 (10)
3/15	ALABAMA*	L	9-13
3/16	ALABAMA*	W	9-4
3/19	AKRON	W	11-8
3/21	Louisiana State*	L	3-11
3/22	Louisiana State*	L	10-13
3/23	Louisiana State*	L	5-9
3/28	Ole Miss*	W	17-14
3/29	Ole Miss*	W	7-3
3/30	Ole Miss*	L	3-4
4/2	STETSON	W	7-5
4/4	AUBURN*	W	5-3
4/5	AUBURN*	L	4-9
4/6	AUBURN*	L	7-15
4/8	FLORIDA ATLANTIC	W	9-8
4/9	BETHUNE-COOKMAN	W	15-4
4/11	Vanderbilt*	L	7-12
4/12	Vanderbilt*	L	9-14
4/13	Vanderbilt*	L	6-12
4/16	Stetson	W	14-5
4/18	KENTUCKY*	W	8-3
4/19	KENTUCKY*	W	8-4
4/20	KENTUCKY*	W	18-6
4/23	CENTRAL FLORIDA	L	11-19
4/25	SOUTH CAROLINA*	W	8-5
4/26	SOUTH CAROLINA*	W	5-1
4/27	SOUTH CAROLINA*	W	2-1
5/2	Georgia*	W	8-4
5/3	Georgia*	L	4-7
5/4	Georgia*	W	3-7
5/7	SOUTH FLORIDA	W	17-7
5/9	TENNESSEE*	W	8-5
5/10	TENNESSEE*	L	2-9
5/11	TENNESSEE*	W	9-4

SEC Tournament (Columbus, Ga.)			
5/15	Tennessee	W	7-6 (10)
5/16	Alabama	L	6-13
5/17	Auburn	W	17-5
5/17	Alabama	L	3-6

NCAA Atlantic Regional (Coral Gables, Fla.)			
5/22	St. John's	W	4-3
5/23	Arizona State	L	2-3
5/24	Richmond	W	16-2
5/24	Miami (Fla.)	L	5-6 (11)

1998 (46-18) (21-8 SEC, 1ST EAST)

College World Series
NCAA South I Regional Champions
SEC Champions
SEC Eastern Division Champions
Coach: Andy Lopez

1/30	MERCER	W	19-4
1/31	MERCER	W	7-6
2/1	MERCER	L	3-12
2/7	Miami (Fla.)	L	8-11
2/8	Miami (Fla.)	L	11-17
2/10	ARKANSAS-LITTLE ROCK	W	11-6
2/11	ARKANSAS-LITTLE ROCK	W	8-2



A second-team All-SEC honoree, first baseman Kurt Keene established what was then a single-season standard with 103 hits and batted .365 with a team-leading 20 doubles in 2000.

2/14	MIAMI (Fla.)	W	19-5
2/15	MIAMI (Fla.)	W	14-10
2/21	FLORIDA STATE	W	3-1
2/24	WESTERN KENTUCKY	W	8-2
2/25	WESTERN KENTUCKY	W	14-5
2/28	Florida State	L	7-9
3/1	Florida State	W	10-5 (10)
3/4	ST. BONAVENTURE	W	5-3
3/6	Alabama*	L	1-8
3/7	Alabama*	L	7-12
3/10	ST. JOSEPH'S	W	13-1
3/11	WEST VIRGINIA	W	8-6
3/13	MISSISSIPPI STATE*	W	14-8
3/14	MISSISSIPPI STATE*	W	6-5
3/15	MISSISSIPPI STATE*	W	6-5
3/20	VANDERBILT*	W	12-1
3/21	VANDERBILT*	W	8-1
3/22	VANDERBILT*	W	6-1
3/24	CHARLESTON SOUTHERN	W	17-2
3/25	CHARLESTON SOUTHERN	W	21-6
3/27	Tennessee*	W	14-6
3/28	Tennessee*	L	4-7
3/29	Tennessee*	W	17-5
3/31	JACKSONVILLE	L	8-13
4/3	Kentucky*	W	20-10
4/4	Kentucky*	W	32-10
4/5	Kentucky*	W	12-2
4/8	BETHUNE-COOKMAN	W	8-5
4/10	OLE MISS*	W	19-6
4/11	OLE MISS*	W	13-9
4/12	OLE MISS*	L	6-10
4/13	UL-LAFAYETTE	W	6-4 (10)
4/15	STETSON	W	8-1
4/17	South Carolina*	W	7-1
4/18	South Carolina*	L	2-17
4/19	South Carolina*	L	3-9
4/22	Jacksonville	W	7-4
4/24	LOUISIANA STATE*	L	5-13
4/25	LOUISIANA STATE*	W	4-3
4/26	LOUISIANA STATE*	W	3-1
5/1	Arkansas*	W	7-6
5/2	Arkansas*	W	13-9
5/3	Arkansas*	L	3-4
5/5	FLORIDA INTERNATIONAL	W	11-3
5/8	GEORGIA*	W	16-8
5/9	GEORGIA*	W	11-6
5/10	GEORGIA*	W	7-3

SEC Tournament (Hoover, Ala.)			
5/13	Kentucky	W	6-4
5/14	Auburn	L	4-6
5/15	Alabama	L	2-3
NCAA South I Regional (Gainesville, Fla.)			
5/21	MONMOUTH	W	12-8
5/22	BAYLOR	L	5-10
5/23	RICHMOND	W	15-3
5/23	WAKE FOREST	W	12-9

5/24	ILLINOIS	W	7-6 (11)
College World Series (Omaha, Neb.)			
5/30	Mississippi State	L	13-14
6/1	Southern California	L	10-12 (11)

1999 (31-25) (13-17 SEC, T-2ND EAST)

Coach: Andy Lopez			
2/6	MIAMI (Fla.)	W	7-4
2/7	MIAMI (Fla.)	W	14-12
2/12	Miami (Fla.)	L	4-7
2/13	Miami (Fla.)	L	3-10
2/20	Florida State	W	6-5
2/21	Florida State	L	3-12
2/24	FLORIDA A&M	W	8-5
2/27	FLORIDA STATE	W	4-2
2/28	FLORIDA STATE	L	4-8
3/2	UNC GREENSBORO	W	10-4
3/3	UNC GREENSBORO	W	16-7
3/5	CENTRAL MICHIGAN	W	4-2
3/6	CENTRAL MICHIGAN	W	4-3
3/7	CENTRAL MICHIGAN	W	7-2
3/9	WINTHROP	L	3-4
3/10	WINTHROP	W	8-7
3/12	Louisiana State*	L	3-8
3/14	Louisiana State*	W	6-4
3/14	Louisiana State*	L	5-7
3/16	FORDHAM	W	5-4
3/17	ARMY	W	10-6
3/19	TENNESSEE*	W	14-2
3/20	TENNESSEE*	W	9-8 (13)
3/21	TENNESSEE*	W	18-2
3/23	TROY STATE	W	12-6
3/24	TROY STATE	W	10-1
3/26	Georgia*	W	6-5
3/27	Georgia*	W	8-7 (10)
3/28	Georgia*	L	3-12
3/30	JACKSONVILLE	L	5-6 (11)
4/2	ARKANSAS*	L	1-8
4/3	ARKANSAS*	L	5-6
4/4	ARKANSAS*	L	5-10
4/7	BETHUNE-COOKMAN	W	20-4
4/9	Ole Miss*	L	0-8
4/10	Ole Miss*	L	5-6 (11)
4/11	Ole Miss*	L	4-14
4/14	Stetson	W	9-5
4/16	KENTUCKY*	L	0-5
4/17	KENTUCKY*	L	2-9
4/18	KENTUCKY*	W	10-3
4/21	STETSON	W	7-1
4/23	SOUTH CAROLINA*	L	14-15
4/24	SOUTH CAROLINA*	W	8-4
4/25	SOUTH CAROLINA*	W	5-4
4/30	Vanderbilt*	W	5-4
5/1	Vanderbilt*	W	17-6



Outfielder Brian Purvis shared Co-Most Valuable Player honors of the 1991 SEC Tournament with teammate Herbert Perry after batting .375 (6-for-16) with four RBI as UF posted a 4-0 record and won the title.

5/2	Vanderbilt*	W	10-7
5/5	SOUTH FLORIDA	L	7-11
5/7	Mississippi State*	L	0-9
5/8	Mississippi State*	W	6-4
5/9	Mississippi State*	L	8-15
5/11	CENTRAL FLORIDA	L	7-8
5/14	ALABAMA*	L	10-12
5/15	ALABAMA*	L	3-4
5/16	ALABAMA*	L	8-11

2000 (44-23-1) (18-11-1 SEC, 2ND EAST)

NCAA Waco (Texas) Regional			
Coach: Andy Lopez			
1/20	Hawaii	W	12-6
1/21	Hawaii	W	10-1
1/22	Hawaii	W	8-7
2/4	Miami (Fla.)	L	8-16
2/5	Miami (Fla.)	L	1-17
2/9	JACKSONVILLE	L	11-13
2/12	MIAMI (Fla.)	W	4-3
2/13	MIAMI (Fla.)	W	20-11
2/19	FLORIDA STATE	L	2-6
2/20	FLORIDA STATE	L	8-17
2/22	FLORIDA A&M	W	10-3
2/26	Florida State	L	2-6
2/27	Florida State	L	7-8
2/29	UNC GREENSBORO	W	9-2
3/1	UNC GREENSBORO	L	4-12
3/3	MASSACHUSETTS	W	11-9
3/4	MASSACHUSETTS	W	7-1
3/5	MASSACHUSETTS	W	7-5
3/7	LOUISVILLE	L	7-11



After lettering for the Gators during the 1983 season, with a team-leading 12 doubles and 17 stolen bases in 20 attempts, Robby Thompson enjoyed an 11-year career for the San Francisco Giants between 1986-96.

3/8	LOUISVILLE	W	13-12 (10)
3/10	OLE MISS*	L	5-11
3/11	OLE MISS*	L	12-15
3/12	OLE MISS*	W	13-3
3/14	FORDHAM	W	6-4
3/15	FORDHAM	W	25-1
3/17	South Carolina*	L	2-5
3/18	South Carolina*	L	3-7
3/19	South Carolina*	W	17-8
3/24	Arkansas*	W	8-7 (11)
3/25	Arkansas*	W	8-7 (10)
3/26	Arkansas*	W	7-4
3/28	SAMFORD	W	16-8
3/29	SAMFORD	W	9-6
3/31	VANDERBILT*	L	4-7
4/1	VANDERBILT*	W	5-2
4/2	VANDERBILT*	W	10-6
4/4	BETHUNE-COOKMAN	W	15-3
4/5	BETHUNE-COOKMAN	W	10-3
4/7	Kentucky*	W	7-2
4/8	Kentucky*	W	18-0
4/9	Kentucky*	T	6-6
4/12	STETSON	W	10-3
4/15	LOUISIANA STATE*	L	4-10
4/15	LOUISIANA STATE*	L	6-9
4/16	LOUISIANA STATE*	W	7-5
4/19	Jacksonville	W	9-1
4/21	Tennessee*	L	4-5
4/22	Tennessee*	W	8-5
4/23	Tennessee*	W	10-9
4/28	AUBURN*	W	5-3
4/29	AUBURN*	L	8-11 (10)
4/30	AUBURN*	W	7-6
5/5	Mississippi State*	L	2-20
5/6	Mississippi State*	W	9-6 (11)
5/7	Mississippi State*	L	7-12
5/9	SOUTH FLORIDA	W	10-5
5/12	GEORGIA*	W	9-1
5/13	GEORGIA*	W	7-6
5/14	GEORGIA*	W	7-4
SEC Tournament (Hoover, Ala.)			
5/17	Auburn	W	7-2

YEAR-BY-YEAR RESULTS & SCORES



5/18	Kentucky	W	8-7
5/20	South Carolina	W	12-4
5/21	Louisiana State	L	6-9
NCAA Waco (Texas) Regional			
5/26	San Jose State	L	1-4
5/27	Baylor	W	10-1
5/27	Texas State	W	14-0
5/28	San Jose State	W	8-7
5/29	San Jose State	L	1-3

2001 (35-27) (16-14 SEC, 4TH EAST)

NCAA Coral Gables (Fla.) Regional

Coach: Andy Lopez

2/3	MIAMI (Fla.)	L	5-14
2/7	SAVANNAH STATE	W	35-1
2/9	Miami (Fla.)	L	4-10
2/10	Miami (Fla.)	L	7-8
2/13	CHARLESTON SOUTHERN	W	12-3
2/14	CHARLESTON SOUTHERN	W	5-2
2/17	Florida State	L	6-19
2/18	Florida State	W	6-5
2/20	WINTHROP	L	7-11
2/21	WINTHROP	L	5-14
2/24	FLORIDA STATE	W	3-2 (10)
2/25	FLORIDA STATE	L	11-13
2/28	JACKSONVILLE	W	9-7
3/2	CENTRAL MICHIGAN	W	11-8
3/3	CENTRAL MICHIGAN	W	14-3
3/4	CENTRAL MICHIGAN	W	11-2
3/9	TENNESSEE*	L	3-7
3/10	TENNESSEE*	L	6-12
3/11	TENNESSEE*	L	2-8
3/13	FORDHAM	W	15-1
3/14	FORDHAM	W	11-3
3/16	Louisiana State*	L	10-18
3/17	Louisiana State*	L	3-4
3/18	Louisiana State*	L	7-10
3/20	MAINE	W	8-7
3/21	MAINE	W	19-9
3/23	ARKANSAS*	W	7-4
3/24	ARKANSAS*	W	8-4
3/25	ARKANSAS*	W	4-1
3/27	BETHUNE-COOKMAN	W	9-3
3/28	FLORIDA ATLANTIC	W	10-0
3/30	Vanderbilt*	W	9-6 (10)
3/31	Vanderbilt*	W	1-0
4/1	Vanderbilt*	W	9-5
4/4	FLORIDA A&M	W	14-9
4/6	KENTUCKY*	W	7-6 (10)
4/7	KENTUCKY*	W	10-9
4/8	KENTUCKY*	W	9-8
4/11	STETSON	L	17-21
4/13	Georgia*	L	4-9
4/14	Georgia*	L	3-9
4/15	Georgia*	W	7-6
4/18	Stetson	L	8-9
4/20	Ole Miss*	L	1-9
4/21	Ole Miss*	L	9-12
4/22	Ole Miss*	L	0-4
4/27	MISSISSIPPI STATE*	W	11-4
4/28	MISSISSIPPI STATE*	W	4-2 (10)
4/29	MISSISSIPPI STATE*	W	6-5 (14)
5/4	Auburn*	L	2-5
5/5	Auburn*	W	10-6
5/6	Auburn*	W	5-2
5/9	SOUTH FLORIDA	W	5-4
5/11	SOUTH CAROLINA*	L	3-6
5/12	SOUTH CAROLINA*	W	14-7
5/13	SOUTH CAROLINA*	L	4-6

SEC Tournament (Hoover, Ala.)

5/16	Louisiana State	L	0-10
5/17	Tennessee	W	9-3
5/18	Ole Miss	L	6-7

NCAA Coral Gables (Fla.) Regional

5/25	Stetson	W	10-9
5/26	Miami (Fla.)	L	2-6
5/26	Stetson	L	3-6

2002 (46-19) (20-10 SEC, 2ND EAST)

NCAA Gainesville (Fla.) Regional

Coach: Pat McMahon

2/2	CHARLESTON SOUTHERN	W	25-1
2/3	CHARLESTON SOUTHERN	W	12-2
2/6	MERCER	W	11-6
2/8	Miami (Fla.)	W	12-9
2/10	Miami (Fla.)	W	6-2
2/13	FLORIDA A&M	W	11-5
2/16	WINTHROP	W	12-11
2/17	WINTHROP	W	8-4
2/20	SAVANNAH STATE	W	14-0
2/24	SIENA	W	12-2
2/27	SIENA	W	31-3
3/1	FLORIDA STATE	L	4-5
3/3	Florida State	L	4-9
3/7	AUSTIN PEAY	L	8-12
3/8	AUSTIN PEAY	W	17-2

3/9	AUSTIN PEAY	W	13-4
3/12	COLLEGE OF CHARLESTON	W	20-3
3/13	COLLEGE OF CHARLESTON	W	23-8
3/15	OLE MISS*	W	24-5
3/16	OLE MISS*	W	7-6
3/17	OLE MISS*	W	17-6
3/19	MASSACHUSETTS	W	15-3
3/20	DARTMOUTH	W	9-1
3/22	South Carolina*	L	1-2
3/23	South Carolina*	W	14-5
3/24	South Carolina*	L	4-6
3/26	ARMY	W	17-1
3/29	AUBURN*	L	3-8
3/30	AUBURN*	W	9-5
3/31	AUBURN*	W	6-1
4/3	Jacksonville	L	2-7
4/5	Alabama*	L	1-4
4/6	Alabama*	L	2-7
4/7	Alabama*	W	5-6
4/9	STETSON	L	3-6



Outfielder Tim Olson put together a school-record 29-game hitting streak between March 5-April 22, 2000 and was later named a consensus All-American for his efforts.

4/12	Tennessee*	W	15-1
4/13	Tennessee*	W	8-5 (10)
4/14	Tennessee*	L	5-6
4/17	BETHUNE-COOKMAN	W	5-4
4/19	VANDERBILT*	W	13-7
4/20	VANDERBILT*	W	8-7
4/21	VANDERBILT*	W	7-3
4/26	GEORGIA*	W	12-6
4/27	GEORGIA*	W	12-9
4/28	GEORGIA*	L	4-6
5/3	Mississippi State*	W	5-4
5/4	Mississippi State*	W	5-3
5/5	Mississippi State*	W	4-0
5/7	SOUTH FLORIDA	W	10-9
5/10	LOUISIANA STATE*	L	4-5 (10)
5/11	LOUISIANA STATE*	W	6-3
5/12	LOUISIANA STATE*	L	5-8
5/18	Kentucky*	W	14-4
5/18	Kentucky*	W	18-6
5/19	Kentucky*	W	5-4

SEC Tournament (Hoover, Ala.)

5/22	Georgia	W	7-2
5/23	Alabama	L	4-7
5/24	Mississippi State	W	5-0
5/25	Alabama	W	7-4
5/25	Alabama	L	9-11

NCAA Gainesville (Fla.) Regional

5/31	BETHUNE-COOKMAN	W	13-1
6/1	MIAMI (Fla.)	L	2-7
6/1	BETHUNE-COOKMAN	W	21-10
6/2	MIAMI (Fla.)	W	11-10 (10)
6/2	MIAMI (Fla.)	L	7-8

2003 (37-21-1) (13-16-1 SEC, 3RD EAST)

NCAA Coral Gables (Fla.) Regional

Coach: Pat McMahon

2/7	MERCER	W	15-5
2/8	MERCER	W	22-2
2/12	CHARLESTON SOUTHERN	W	10-9 (10)

2/14	MIAMI (Fla.)	L	2-9
2/15	MIAMI (Fla.)	W	5-3
2/19	FLORIDA A&M	W	17-2
2/21	HOFSTRA	W	17-6
2/23	HOFSTRA	W	13-2
2/23	HOFSTRA	W	28-6
2/25	SOUTH FLORIDA	W	13-12 (14)
3/1	SIENA	W	11-1
3/2	SIENA	W	5-4
3/5	GARDNER-WEBB	W	9-5
3/7	Florida State	L	4-5
3/8	Florida State	L	7-9
3/9	FLORIDA STATE	W	9-8
3/11	PACE	W	9-2
3/12	PACE	W	12-2
3/14	Louisiana State*	L	0-9
3/15	Louisiana State*	L	2-3
3/16	Louisiana State*	T	8-8
3/18	COLUMBIA	W	24-8
3/19	ARMY	W	16-0
3/21	ALABAMA*	L	3-8
3/22	ALABAMA*	W	6-1
3/23	ALABAMA*	W	6-5
3/28	TENNESSEE*	W	5-3
3/29	TENNESSEE*	W	5-1
3/30	TENNESSEE*	W	7-5
4/2	FLORIDA A&M	W	14-2
4/4	Vanderbilt*	L	1-2
4/5	Vanderbilt*	L	2-4
4/6	Vanderbilt*	L	1-4
4/9	STETSON	W	10-4
4/11	SOUTH CAROLINA*	L	4-9
4/12	SOUTH CAROLINA*	L	2-10
4/13	SOUTH CAROLINA*	W	13-4
4/15	BETHUNE-COOKMAN	W	9-1
4/18	Georgia*	L	4-5
4/19	Georgia*	W	4-3
4/20	Georgia*	W	8-4
4/23	JACKSONVILLE STATE	W	11-8
4/26	MISSISSIPPI STATE*	W	13-5
4/26	MISSISSIPPI STATE*	L	5-6
4/27	MISSISSIPPI STATE*	W	14-6
5/3	Auburn*	L	2-7
5/3	Auburn*	W	8-6
5/4	Auburn*	L	3-4
5/9	Ole Miss*	L	0-2
5/10	Ole Miss*	L	3-8
5/11	Ole Miss*	L	2-4
5/16	KENTUCKY*	W	19-0
5/17	KENTUCKY*	W	13-4
5/18	KENTUCKY*	L	5-7

NCAA Coral Gables (Fla.) Regional

5/30	Florida Atlantic	L	3-4
5/31	Bethune-Cookman	W	8-6
5/31	Florida Atlantic	W	22-14
6/1	Miami (Fla.)	W	15-5
6/1	Miami (Fla.)	L	10-13



Jack Rhine was named the SEC's Coach of the Year in back-to-back seasons, 1982 and 1983, when he piloted the Gators to consecutive Eastern Division titles.

2004 (43-22) (17-13 SEC, T-2ND EAST)

NCAA Coral Gables (Fla.) Super Regional

NCAA Oklahoma City (Okla.) Regional Champions

Coach: Pat McMahon

2/7	GARDNER-WEBB	W	14-0
2/8	GARDNER-WEBB	W	8-4
2/13	Miami (Fla.)	W	3-0
2/14	Miami (Fla.)	L	1-4
2/15	Miami (Fla.)	L	5-19



In 1995, Ronnie Sowell started every game of his senior year in the center field, stole 13 bases and recorded a perfect fielding percentage with 132 putouts.

2/18	FLORIDA A&M	W	11-5
2/20	MIAMI (OHIO)	L	8-9
2/21	MIAMI (OHIO)	W	4-3
2/22	MIAMI (OHIO)	W	9-8
2/25	MICHIGAN	W	9-4
2/26	MICHIGAN	W	20-7 (7)
2/28	NORTHWESTERN	W	5-3
2/29	NORTHWESTERN	W	12-3
3/1	NORTHWESTERN	W	6-3
3/3	Stetson	W	12-8
3/5	PURDUE	W	8-7
3/6	PURDUE	W	8-3
3/7	PURDUE	W	3-2
3/12	BROWN	W	14-8
3/13	BROWN	W	6-5 (10)
3/14	BROWN	W	14-1
3/17	ARMY	L	5-9
3/19	ARKANSAS*	W	11-1
3/20	ARKANSAS*	L	2-8
3/21	ARKANSAS*	W	7-6 (10)
3/24	DARTMOUTH	W	11-6
3/26	Kentucky*	W	8-4
3/27	Kentucky*	W	17-6
3/28	Kentucky*	W	8-1
3/31	FLORIDA STATE	W	7-6 (11)
4/2	GEORGIA*	L	5-10
4/3	GEORGIA*	L	5-8
4/4	GEORGIA*	L	5-9
4/9	South Carolina*	L	4-5 (10)
4/10	South Carolina*	W	9-8
4/11	South Carolina*	L	6-7 (10)
4/16	Mississippi State*	L	2-11
4/17	Mississippi State*	W	16-6
4/18	Mississippi State*	W	8-3
4/21	Florida State	L	4-16
4/23	VANDERBILT*	W	5-3
4/24	VANDERBILT*	W	4-2
4/25	VANDERBILT*	W	3-2 (10)
4/30	AUBURN*	W	7-4
5/1	AUBURN*	W	11-8
5/2	AUBURN*	W	22-8
5/7	Alabama*	L	0-2
5/8	Alabama*	W	8-5
5/9	Alabama*	W	6-5 (8)
5/12	FLORIDA STATE	W	3-2
5/14	OLE MISS*	L	2-4
5/15	OLE MISS*	L	1-3
5/16	OLE MISS*	L	9-10 (10)
5/21	Tennessee*	L	4-5
5/22	Tennessee*	L	7-9
5/23	Tennessee*	W	5-3

SEC Tournament (Hoover, Ala.)

5/26	Louisiana State	W	5-4 (10)
5/27	Vanderbilt	L	0-3
5/28	Georgia	W	7-0
5/29	Vanderbilt	L	5-6 (12)

NCAA Oklahoma City (Okla.) Regional

6/4	Central Connecticut	W	12-1
6/5	UCLA	W	4-3
6/6	UCLA	W	11-0

NCAA Coral Gables (Fla.) Super Regional

6/12	Miami (Fla.)	L	7-8
6/13	Miami (Fla.)	L	1-3

2005 (48-23) (20-10 SEC, 1ST EAST)

College World Series Runner-Up

NCAA Gainesville Super Regional Champions

NCAA Gainesville Regional Champions

SEC Champions

SEC Eastern Division Champions

Coach: Pat McMahon

YEAR-BY-YEAR RESULTS & SCORES



A member of the 1994 USA National Team, shortstop John Tamargo was a Freshman All-American and an All-SEC choice during his time at Florida.

2/11	CHARLESTON SOUTHERN	L	4-5 (11)
2/12	CHARLESTON SOUTHERN	W	3-2
2/13	CHARLESTON SOUTHERN	W	15-6
2/15	FLORIDA A&M	W	17-2
2/18	MIAMI (Fla.)	L	7-9
2/19	MIAMI (Fla.)	W	2-1 (11)
2/20	MIAMI (Fla.)	W	14-11
2/22	FLORIDA A&M	W	18-3
2/25	RHODE ISLAND	W	5-4
2/26	RHODE ISLAND	W	6-0
3/1	MERCER	W	13-1
3/4	VILLANOVA	L	1-11
3/5	VILLANOVA	W	6-5
3/6	VILLANOVA	W	6-5 (10)
3/8	UNC ASHEVILLE	W	8-1
3/9	UNC ASHEVILLE	L	5-8
3/11	MICHIGAN STATE	W	17-1
3/12	MICHIGAN STATE	W	13-2
3/13	MICHIGAN STATE	W	10-0
3/18	Ole Miss*	W	5-4
3/19	Ole Miss*	L	4-10
3/20	Ole Miss*	L	2-3
3/22	CENTRAL FLORIDA	W	17-6
3/25	SOUTH CAROLINA*	L	0-2
3/26	SOUTH CAROLINA*	W	7-3
3/27	SOUTH CAROLINA*	W	6-1
3/30	Florida State	W	9-2
4/1	KENTUCKY*	W	10-9
4/2	KENTUCKY*	W	20-11
4/3	KENTUCKY*	W	11-6
4/8	Georgia*	L	2-5
4/9	Georgia*	W	12-1
4/10	Georgia*	W	10-1
4/15	ALABAMA*	W	9-8
4/16	ALABAMA*	W	7-4
4/17	ALABAMA*	L	6-9
4/19	Florida State	L	2-4
4/22	Auburn*	W	4-2
4/23	Auburn*	W	5-4
4/24	Auburn*	W	6-3
4/29	TENNESSEE*	L	5-11
4/30	TENNESSEE*	W	18-9
5/1	TENNESSEE*	L	2-7
5/3	FLORIDA STATE	L	4-9
5/6	Arkansas*	L	1-4
5/7	Arkansas*	L	2-3 (10)
5/8	Arkansas*	W	11-10
5/10	SOUTH FLORIDA	L	7-8
5/11	South Florida	L	5-11
5/13	MISSISSIPPI STATE*	W	8-2
5/14	MISSISSIPPI STATE*	W	2-1
5/15	MISSISSIPPI STATE*	L	5-6
5/18	STETSON	W	6-4
5/20	Vanderbilt*	W	5-4
5/21	Vanderbilt*	W	2-1 (13)
5/22	Vanderbilt*	W	6-3

SEC Tournament (Hoover, Ala.)

5/25	Arkansas	W	9-8
5/26	Ole Miss	W	10-7
5/28	Ole Miss	L	1-14 (7)
5/28	Ole Miss	L	2-4

NCAA Gainesville (Fla.) Regional

6/4	STETSON	W	8-3
6/4	NORTH CAROLINA	W	5-2
6/5	NOTRE DAME	W	23-3

NCAA Gainesville (Fla.) Super Regional

6/10	FLORIDA STATE	W	8-1
6/11	FLORIDA STATE	W	8-5

College World Series (Omaha, Neb.)

6/17	Tennessee	W	6-4
6/19	Nebraska	W	7-4
6/22	Arizona State	L	1-6
6/23	Arizona State	W	6-3

CWS Championship Series

6/25	Texas	L	2-4
6/26	Texas	L	2-6

2006 (28-28) (10-20 SEC, 6TH EAST)

Coach: Pat McMahon

2/10	CINCINNATI	W	10-0
2/11	CINCINNATI	W	10-4
2/12	CINCINNATI	W	20-4
2/15	MERCER	L	2-3
2/17	Miami (Fla.)	W	2-1
2/18	Miami (Fla.)	W	4-1
2/19	Miami (Fla.)	W	11-10
2/22	FLORIDA A&M	W	15-5

The Pepsi Baseball Classic (Gainesville, Fla.)

2/24	MISSOURI	L	5-14
2/25	OHIO STATE	W	10-3
2/26	WAKE FOREST	L	0-4
2/28	FLORIDA STATE	L	4-6
3/3	TEXAS A&M	L	0-4
3/4	TEXAS A&M	W	4-1
3/5	TEXAS A&M	L	0-1
3/7	UNC GREENSBORO	W	2-1
3/8	UNC GREENSBORO	W	3-1
3/10	HARVARD	W	12-6
3/11	HARVARD	W	10-2
3/12	HARVARD	W	17-6
3/14	Central Florida	W	10-3
3/17	ARKANSAS*	W	6-3
3/18	ARKANSAS*	L	2-3
3/19	ARKANSAS*	W	8-7
3/21	STETSON	L	6-7
3/24	South Carolina*	L	1-4
3/25	South Carolina*	L	5-6
3/26	South Carolina*	L	4-21
3/29	SOUTH FLORIDA	W	6-5
3/31	VANDERBILT*	L	0-6
4/1	VANDERBILT*	W	6-4
4/2	VANDERBILT*	L	2-16
4/4	North Florida (Jacksonville)	L	5-6
4/7	Kentucky*	L	7-8
4/8	Kentucky*	W	6-4
4/9	Kentucky*	L	6-8
4/11	BETHUNE-COOKMAN	W	8-2
4/14	Tennessee*	L	2-4
4/15	Tennessee*	L	1-2
4/16	Tennessee*	W	15-4
4/19	Florida State	W	8-3
4/21	AUBURN*	L	6-9



Finishing the season with a .311 average, a team-best 65 RBI and 15 homers in '94, first baseman Chan Perry later played two seasons professionally with the Cleveland Indians and Kansas City Royals.

4/22	AUBURN*	W	4-1
4/23	AUBURN*	L	4-5
4/28	GEORGIA*	L	0-7
4/29	GEORGIA*	L	3-9
4/30	GEORGIA*	L	6-9
5/5	Mississippi State*	L	2-6

5/6	Mississippi State*	L	1-8
5/6	Mississippi State*	W	9-6
5/12	Alabama*	W	4-3
5/13	Alabama*	L	2-7
5/14	Alabama*	L	4-8
5/18	LOUISIANA STATE*	L	3-7
5/19	LOUISIANA STATE*	W	8-7 (10)
5/20	LOUISIANA STATE*	W	10-5



James Eidam snagged first-team All-South Region and first-team All-SEC honors as designated hitter in 1994, when he batted .362 with 46 RBI and 11 homers.

2007 (29-30) (15-15 SEC, 3RD EAST)

Coach: Pat McMahon

2/9	VMI	L	3-5
2/10	VMI	L	4-7
2/11	VMI	W	7-0
2/13	FLORIDA A&M	W	15-1
2/16	MIAMI (Fla.)	W	7-2
2/17	MIAMI (Fla.)	W	7-5
2/18	MIAMI (Fla.)	L	7-10
2/20	FLORIDA STATE	L	6-14
2/23	KENT STATE	L	4-10
2/24	KENT STATE	W	7-0
2/25	KENT STATE	L	0-1
2/27	South Florida	W	10-5
3/3	GEORGE WASHINGTON	W	7-1
3/3	GEORGE WASHINGTON	W	24-4
3/4	GEORGE WASHINGTON	W	20-3
3/6	JACKSONVILLE	L	5-6
3/9	Texas A&M	L	1-7
3/10	Texas A&M	L	5-13
3/11	Texas A&M	L	1-6
3/14	ARMY	W	5-3
3/16	MISSISSIPPI STATE*	L	9-12
3/17	MISSISSIPPI STATE*	W	10-8
3/18	MISSISSIPPI STATE*	L	13-14
3/20	Stetson	L	3-4
3/23	Auburn*	W	8-7 (10)
3/24	Auburn*	W	12-9
3/25	Auburn*	W	10-3
3/27	BETHUNE-COOKMAN	W	5-3
3/30	Georgia*	W	7-5
3/31	Georgia*	W	9-1
4/1	Georgia*	W	3-2 (11)
4/3	Florida State (Jacksonville)	W	16-7
4/6	SOUTH CAROLINA*	L	2-12
4/7	SOUTH CAROLINA*	W	9-8
4/8	SOUTH CAROLINA*	L	6-8 (11)
4/10	CENTRAL FLORIDA	L	2-6
4/14	Arkansas*	L	3-14
4/14	Arkansas*	L	1-7
4/15	Arkansas*	L	7-10
4/18	Florida State	W	5-4
4/20	KENTUCKY*	L	2-9
4/21	KENTUCKY*	W	10-7
4/22	KENTUCKY*	W	5-4
4/27	Vanderbilt*	L	1-10
4/28	Vanderbilt*	L	6-17
4/29	Vanderbilt*	L	5-13
5/4	ALABAMA*	W	6-2
5/5	ALABAMA*	W	9-3
5/6	ALABAMA*	L	5-7 (10)
5/8	NORTH FLORIDA	L	8-15
5/11	Louisiana State*	W	19-3
5/12	Louisiana State*	W	8-4
5/13	Louisiana State*	L	4-9
5/17	TENNESSEE*	L	5-6
5/18	TENNESSEE*	W	20-2
5/19	TENNESSEE*	L	7-11

SEC Tournament (Hoover, Ala.)

5/23	South Carolina	L	3-4 (12)
5/24	Alabama	W	3-2

5/25	South Carolina	L	3-5
------	----------------	---	-----

2008 (34-24) (17-13 SEC, 2ND EAST)

NCAA Tallahassee Regional

Coach: Kevin O'Sullivan

2/22	SIENA	W	10-7
2/23	SIENA	W	4-0
2/24	SIENA	W	13-6
2/27	EASTERN MICHIGAN	W	15-2
2/27	EASTERN MICHIGAN	W	16-8
2/29	Miami (Fla.)	L	4-8
3/1	Miami (Fla.)	L	5-8
3/2	Miami (Fla.)	W	6-2
3/4	CAMPBELL	W	15-3
3/5	CAMPBELL	W	15-0
3/8	BROWN	L	2-11
3/8	BROWN	W	8-7
3/9	BROWN	W	13-2
3/11	FLORIDA GULF COAST	W	2-1
3/14	AUBURN*	W	7-1
3/15	AUBURN*	W	12-8
3/16	AUBURN*	W	6-2
3/18	FLORIDA STATE	W	6-1
3/21	Ole Miss*	L	4-5
3/22	Ole Miss*	W	6-4
3/23	Ole Miss*	W	10-2
3/25	JACKSONVILLE	W	11-6
3/26	Jacksonville	L	5-8
3/28	LOUISIANA STATE*	W	8-5
3/29	LOUISIANA STATE*	W	7-1
3/30	LOUISIANA STATE*	L	3-6
4/1	Florida State (Jacksonville)	L	2-10
4/2	NORTH FLORIDA	L	10-11 (10)
4/5	Tennessee*	L	4-5
4/5	Tennessee*	L	6-12
4/6	Tennessee*	W	7-2 (7)
4/8	NORTH FLORIDA	W	5-3
4/9	NORTH FLORIDA	W	3-2
4/11	ARKANSAS*	L	1-2
4/12	ARKANSAS*	W	6-1
4/13	ARKANSAS*	L	4-10
4/15	Florida State	L	2-4
4/18	at Kentucky*	L	7-11
4/19	at Kentucky*	W	13-7
4/20	at Kentucky*	L	2-3 (10)
4/25	GEORGIA*	L	4-7
4/26	GEORGIA*	W	7-2
4/27	GEORGIA*	W	7-2



With a league-leading 22 stolen bases in 1983, outfielder Albie Scoggins earned a spot on the All-SEC Eastern Division team.

5/2	South Carolina*	W	9-3
5/3	South Carolina*	L	5-6
5/4	South Carolina*	L	6-9
5/7	BETHUNE-COOKMAN	W	11-10
5/9	Alabama*	L	6-7
5/10	Alabama*	W	6-2
5/11	Alabama*	L	7-8
5/13	SOUTH FLORIDA	W	12-2
5/15	VANDERBILT*	W	8-6
5/16	VANDERBILT*	W	5-4
5/17	VANDERBILT*	W	13-12 (11)

SEC Tournament (Hoover, Ala.)

5/21	Vanderbilt	L	3-7
5/22	South Carolina	L	3-11

NCAA Tallahassee (Fla.) Regional

5/30	Tulane	L	4-7
5/31	Florida State	L	11-17