




THE FACILITIES



*Paladin Stadium
Furman University*



FURMAN PALADINS FOOTBALL 2002

Furman's Paladin Stadium, nestled beautifully on campus with a scenic view of Paris Mountain, is the football home of the Paladins, having opened in 1981 to replace SIRRINE Stadium, which served as the site of Furman football for 45 years.

The stadium, which features 16,000 permanent seats, originally was constructed to accommodate 13,200 spectators. Prior to the 1985 season, however, 2,800 additional seats were added, giving the stadium its current capacity.

Paladin Stadium is the third home of Furman football since 1919. Manly Field, completed in that year, served as the home of Furman football until 1936, when Furman moved the site of its football contests to then-newly constructed SIRRINE Stadium. The first game played in SIRRINE Stadium—a 14-13 Furman win over Davidson—was the sixth game of the year for Furman during the 1936 season. In 1980, Furman closed its association with SIRRINE Stadium with a 28-15 victory over arch-rival The Citadel to win its first outright Southern Conference football championship.

Furman opened Paladin Stadium in the same fashion it did Manly and SIRRINE, winning the first game played within its confines. The Paladins defeated East Tennessee State, 21-0, in the stadium's inaugural contest and in 21 seasons of play have gone on to record a 106-28-1 (.789 winning percentage) home record, claiming nine Southern Conference championships and the 1988 NCAA I-AA national championship along the way.

In 1985 the stadium's field was named Eugene Stone Field, in honor of the support of Furman benefactor Eugene Stone, who was directly responsible for the additional seats added to the stadium prior to the 1985 season.

Fulfilling its primary function as home of Furman football, Paladin Stadium is also used for other activi-



Furman has posted a 106-28-1 record in Paladin Stadium and has won nine Southern Conference championships and the 1988 NCAA I-AA national championship since the facility opened in 1981.

ties, including graduation and concerts. In 1990 the pop group "New Kids On The Block" attracted over 28,000 fans to a concert. In the spring of 1995, the National Football League Carolina Panthers conducted one of the franchise's first practices in the facility, and again this summer the facility will be utilized by the Atlanta Falcons as part of training camp.

From its initial grading to completion, Paladin Sta-

dium took two years to be realized at a cost of approximately two million dollars. Construction was handled by Farley Construction of Columbia, S.C.

The playing field, rivaled by few in the region, is hybrid Bermuda and landscaping at the stadium is in line with the design and architecture of the entire university.

PALADIN STADIUM FACTS

Year Opened:	1981
Seating Capacity:	16,000
First Game:	Furman 21, East Tennessee State 0 September 19, 1981
First Furman Victory:	Furman 21, East Tennessee State 0 September 19, 1981
First Furman Defeat:	Chattanooga 31, Furman 28 October 2, 1981
Largest Home Crowd:	19,058 (Furman 22, Appalachian State 18) October 10, 1981
Stadium Record:	106-28-1 (.789) in 21 seasons

FURMAN'S TOP CROWDS IN PALADIN STADIUM

Attendance	Season	Opponent	Date	Score
19,058	1981	Appalachian State	Oct. 10	22-18 W
18,617	1986	Presbyterian	Nov. 1	45-31 W
18,190	1990	The Citadel	Nov. 17	30-17 W
17,001	1989	East Tennessee State	Nov. 11	44-20 W
16,579	1991	Chattanooga	Nov. 16	24-21 W
16,464	1992	The Citadel	Nov. 21	14-20 L
16,460	1988	The Citadel	Nov. 19	30-17 W
16,125	1991	Marshall	Oct. 12	35-38 L
15,772	1987	VMI	Nov. 7	38-0 W
15,673	1994	South Carolina State	Sept. 10	26-21 W

FURMAN VS. OPPONENTS IN PALADIN STADIUM

Team	G	W	L	T	.Pct	FU	OPP
Appalachian State	11	8	3	0	.727	296	200
Boston University	1	1	0	0	1.000	35	16
Carson-Newman	1	1	0	0	1.000	52	7
Central Florida	1	1	0	0	1.000	42	6
Chattanooga	10	7	3	0	.700	287	226
The Citadel	10	7	3	0	.700	316	191
Connecticut	1	1	0	0	1.000	26	17
Davidson	4	4	0	0	1.000	235	24
Delaware	1	1	0	0	1.000	21	7
East Tennessee State	11	10	1	0	.909	377	215
Eastern Kentucky	1	0	1	0	.000	10	23
Elon	4	3	1	0	.750	122	54
Georgia Southern	5	2	3	0	.400	109	121
Hofstra	1	0	1	0	.000	24	31
Idaho	1	1	0	0	1.000	38	7
James Madison	1	1	0	0	1.000	17	10
Lehigh	1	1	0	0	1.000	34	17
Liberty	3	3	0	0	1.000	100	34
Marshall	8	6	2	0	.750	234	134
Mars Hill	1	1	0	0	1.000	34	10
Massachusetts	1	0	1	0	.000	23	30
Nevada	1	1	0	0	1.000	35	12
Newberry	4	3	1	0	.750	156	41
Presbyterian	8	8	0	0	1.000	353	100
Rhode Island	1	1	0	0	1.000	59	15
Samford	1	1	0	0	1.000	34	24
South Carolina State	8	7	1	0	.875	204	94
Stephen F. Austin	1	0	1	0	.000	19	21
VMI	10	10	0	0	1.000	436	96
Western Carolina	11	6	5	0	.545	289	183
Western Kentucky	1	1	0	0	1.000	24	20
William & Mary	3	2	1	0	.667	84	44
Wofford	7	6	0	1	.928	230	48
Youngstown State	1	1	0	0	1.000	42	23
TOTALS	135	106	28	1	.789	4,397	2,101

FURMAN PALADINS FOOTBALL 2002



RUSHING

Most Attempts

Furman: 72 vs. Carson-Newman, 1983
Opponent: 68 by VMI, 1990

Fewest Attempts

Furman: 27 vs. Western Carolina, 1983
Opponent: 8 by Rhode Island, 1985

Most Yards

Furman: 521 vs. Davidson, 1984
Opponent: 453 by The Citadel, 1994

Fewest Yards

Furman: 18 vs. Western Carolina, 1983
Opponent: 4 by Presbyterian, 2001

Most Touchdowns

Furman: 8 vs. Davidson, 1982
8 vs. VMI, 1999
Opponent: 7 by The Citadel, 1994

PASSING

Most Attempts

Furman: 37 vs. Chattanooga, 1981
Opponent: 90 by Rhode Island, 1985

Fewest Attempts

Furman: 6 vs. South Carolina State, 1998
Opponent: 3 by The Citadel, 1994

Most Completions

Furman: 21 vs. Mars Hill, 1985
Opponent: 45 by Rhode Island, 1995

Fewest Completions

Furman: 1 vs. Presbyterian, 1988
1 vs. South Carolina State, 1998
Opponents: 1 by Georgia Southern, 1992
1 by The Citadel, 1994

Most Yards

Furman: 349 vs. VMI, 1997
Opponent: 532 by Rhode Island, 1985

Fewest Yards

Furman: 10 vs. Presbyterian, 1988
10 vs. South Carolina State, 1998
Opponent: 0 by Georgia Southern, 1993

Most Passes Had Intercepted

Furman: 4 by Western Carolina, 1984
4 by Western Carolina, 1986
4 by East Tennessee State, 1998
Opponent: 7 vs. Rhode Island, 1985

TOTAL OFFENSE

Most Attempts

Furman: 95 vs. Appalachian State, 1983
Opponent: 98 by Rhode Island, 1985

Fewest Attempts

Furman: 45 vs. Appalachian State, 2001
Opponent: 45 by Marshall, 1983

Most Yards

Furman: 632 vs. Davidson, 1984
Opponent: 569 by Georgia Southern, 1998

Fewest Yards

Furman: 194 vs. Appalachian State, 2001
Opponent: 109 by Presbyterian, 1988

SCORING

Most Points, Quarter

Furman: 35 (2Q) vs. Davidson, 1982
Opponent: 34 (4Q) by East Tennessee State, 1997

Most Points

Furman: 65 vs. VMI, 2001
Opponent: 58 by East Tennessee State, 1997

Fewest Points

Furman: 0 vs. South Carolina State, 1982
0 vs. Georgia Southern, 1992
Opponent: 0 by 12 opponents

Most Combined Points

96 (The Citadel 52, Furman 44), 1994

Fewest Combined Points

17 (South Carolina State 17, Furman 0), 1982

KICK SCORING

Most Field Goals Attempted

Furman: 5 vs. Western Carolina, 1986
Opponent: 6 by Appalachian State, 1991

Most Field Goals Made

Furman: 4 vs. Connecticut, 1993
Opponent: 4 by Appalachian State, 1991

Most Extra Points Attempted

Furman: 9 vs. Davidson, 1982
9 vs. VMI, 2001
Opponent: 8 by East Tennessee State, 1997

Most Extra Points Made

Furman: 9 vs. Davidson, 1982
Opponent: 7 vs. The Citadel, 1994
7 by East Tennessee State, 1997

FIRST DOWNS

Most First Downs

Furman: 32 vs. Newberry, 2000
Opponent: 28 by Chattanooga, 2000

Fewest First Downs

Furman: 12 vs. Western Carolina, 1983
12 vs. Elon, 2000
Opponent: 2 by VMI, 1999

TIME OF POSSESSION

Most Time Of Possession

Furman: 39:19 vs. Western Carolina, 1988
Opponents: 40:49 by VMI, 1992

Least Time Of Possession

Furman: 19:11 vs. VMI, 1992

Opponents: 20:41 by Western Carolina, 1988

TURNOVERS

Most Fumbles

Furman: 7 vs. Mars Hill, 1985
7 vs. Appalachian State, 1983
Opponents: 7 by Chattanooga, 1987

Most Fumbles Lost

Furman: 4 vs. Newberry, 1985
4 vs. East Tennessee State, 1985
4 vs. Mars Hill, 1985
4 vs. Chattanooga, 1985
4 vs. Elon, 2000
Opponent: 4 by Western Carolina, 1982

Most Turnovers

Furman: 7 (3 Fum., 4 Int.) vs. Western Carolina, 1986
Opponent: 7 (4 Fum., 3 Int.) by Western Carolina, 1982

PENALTIES

Most Yards Penalized

Furman: 122 vs. Liberty, 1981
Opponent: 140 by Newberry, 1985

Fewest Yards Penalized

Furman: 5 vs. Newberry, 1984
Opponent: 5 by Marshall, 1985
5 by Appalachian State, 1985
5 by Chattanooga, 1987
5 by Appalachian State, 1999

PUNTS

Most Punts

Furman: 12 vs. Appalachian State, 1991
Opponent: 12 by South Carolina State, 1996

Fewest Punts

Furman: 0 vs. VMI, 2001
Opponent: 2 by six opponents

DEFENSE

Most Quarterback Sacks

Furman: 9 vs. Lehigh, 2001
Opponent: 11 by Appalachian State, 1995

ATTENDANCE

Largest Crowd

Conference: 19,058 vs. Appalachian State, 1981
Non-Conference: 18,617 vs. Presbyterian, 1986

Smallest Crowd

Conference: 6,215 vs. Chattanooga, 1998
Non-Conference: 4,214 vs. Hofstra, 2000

Highest Average Attendance, Season

15,207, 1990

Lowest Average Attendance Season

8,668, 1997



FURMAN PALADINS FOOTBALL 2002

RUSHING**Most Attempts**

Furman: 33, Louis Ivory vs. Georgia Southern, 2000
33, Louis Ivory vs. Hofstra, 2000
Opponents: 36, Marcell Shipp, Massachusetts, 1999

Most Yards

Furman: 301, Louis Ivory vs. Georgia Southern, 2000
Opponents: 219, Greg Hill, Georgia Southern, 1998

Most Touchdowns

Furman: 4, Frankie DeBusk vs. East Tennessee State, 1989
4, John Bagwell vs. Marshall, 1987
4, Ernest Crosby vs. South Carolina State, 1996
4, Louis Ivory vs. Wofford, 2001
Opponents: 4, Terrance Rivers, The Citadel, 1994
4, Greg Hill, Georgia Southern, 1998

Longest Rush

Furman: 88, Robbie Gardner vs. Central Florida, 1988
88, Louis Ivory vs. William & Mary, 2000
Opponents: 80, Derrick Thomas, Elon, 1997

PASSING**Most Attempts**

Furman: 36, Tim Sorrells vs. Chattanooga, 1981
Opponents: 78, Tom Ehrhardt, Rhode Island, 1985

Most Completions

Furman: 19, Bobby Lamb vs. Mars Hill, 1985
19, Brent Rickman vs. VMI, 1997
Opponents: 39, Tom Ehrhardt, Rhode Island, 1985

Most Yards

Furman: 335, Brent Rickman vs. VMI, 1997
Opponents: 494, Tom Ehrhardt, Rhode Island, 1985

Most Touchdowns

Furman: 4, Bobby Lamb vs. Rhode Island, 1985
Opponents: 4, Michael Payton, Marshall, 1991
4, Chris Sanders, Chattanooga, 2000
4, Todd Cunningham, Presbyterian, 2001

Longest Pass

Furman: 92, David Charpia to Chas Fox vs. East Tennessee State, 1983
Opponents: 80, Tim Davis to Rader Sellers, Presbyterian, 1991

TOTAL OFFENSE**Most Attempts**

Furman: 46, Tim Sorrells vs. Tennessee-Chattanooga, 1981
Opponents: 80, Tom Ehrhardt, Rhode Island, 1985

Most Yards

Furman: 364, Bobby Lamb vs. Marshall, 1985
Opponents: 480, Tom Ehrhardt, Rhode Island, 1985

Most Touchdown Responsibilities

Furman: 5, John Bagwell vs. Marshall, 1987
5, Frankie DeBusk vs. East Tennessee State, 1989
Opponents: 5, Greg Hill, Georgia Southern, 1998

SCORING**Most Points**

Furman: 24, John Bagwell vs. Marshall, 1987
24, Frankie DeBusk vs. East Tennessee State, 1989
24, Ernest Crosby vs. South Carolina State, 1996
24, Louis Ivory vs. Wofford, 2001
Opponents: 24, Terrance Rivers, The Citadel, 1994
24, Greg Hill, Georgia Southern, 1998

Most Touchdowns

Furman: 4, John Bagwell vs. Marshall, 1987

4, Frankie DeBusk vs. East Tennessee State, 1989
4, Ernest Crosby vs. South Carolina State, 1989
Opponents: 4, Terrance Rivers, The Citadel, 1994
4, Greg Hill, Georgia Southern, 1998

KICK SCORING**Most Points**

Furman: 13, Mike Wood vs. The Citadel, 1986
Opponents: 12, Jay Millson, Appalachian State, 1991

Most Extra Point Attempts

Furman: 9, Tim Tanguay vs. Davidson, 1982
9, Glen Connally vs. Presbyterian, 1990
9, Danny Marshall vs. VMI, 2001
Opponents: 8, Jerry Chapman, East Tennessee State, 1997

Most Extra Points Made

Furman: 9, Tim Tanguay vs. Davidson, 1982
9, Glen Connally vs. Presbyterian, 1990
Opponents: 7, Justin Skinner, The Citadel, 1994
7, Jerry Chapman, East Tennessee State, 1997

Most Field Goals Attempted

Furman: 5, Mike Wood vs. Western Carolina, 1986
Opponents: 6, Jay Millson, Appalachian State, 1991

Most Field Goals Made

Furman: 4, Jim Richter vs. Connecticut, 1993
Opponents: 4, Jay Millson, Appalachian State, 1991

Longest Field Goals

Furman: 51, Mike Wood vs. South Carolina State, 1986
51, Jim Richter vs. Connecticut, 1993
Opponents: 57, Eddie Taylor, Newberry, 1985

RECEIVING**Most Receptions**

Furman: 8, Donald Lipscomb vs. Presbyterian, 1991
8, Josh Cole vs. Appalachian State, 1995
Opponents: 13, Jeff Hubbard, VMI, 1995

Most Yards

Furman: 175, Chas Fox vs. Central Florida, 1984
Opponents: 187, Jeff Johnson, East Tennessee State, 1993

Most Touchdowns

Furman: 2 by numerous players
Opponents: 3, Jeff Johnson, East Tennessee State, 1993

LONGEST PLAYS**Longest Kickoff Returns**

Furman: 100, Brian Bratton vs. Appalachian State, 2001
100, Brian Bratton vs. Wofford, 2001
Opponents: 94, Troy Brown, Marshall, 1991
94, Chris Wright, Georgia Southern, 1992

Longest Punt Returns

Furman: 58, Andre Worrell vs. VMI, 1992
Opponents: 54, Joseph Jefferson, Western Kentucky, 2001

Longest Interception Returns

Furman: 60, Andre Worrell vs. Connecticut, 1993
Opponents: 75, Kelvin Edwards, East Tennessee State, 1983

Longest Punts

Furman: 68, John Johnson vs. East Tennessee State, 1981
Opponents: 71, Bryan Claybourne, Western Kentucky, 2001

Longest Fumble Returns

Furman: 85, Josh Cooper vs. VMI, 2001
Opponents: 77, Tony Robertson, Presbyterian, 1990

FURMAN PALADINS FOOTBALL 2002



1981 (4-1)	
S. 19	Furman 21, E. Tenn. St. 0 12,070
O. 3	Chattanooga 31, Furman 28 12,525
O. 10	Furman 22, Appalachian State 18 19,058
O. 24	Furman 38, Liberty Baptist 14 9,250
O. 31	Furman 35, Marshall 3 10,811
1982 (5-1)	
O. 2	Furman 38, VMI 3 13,187
O. 9	Furman 12, Western Carolina 6 13,250
O. 30	Furman 63, Davidson 14 12,136
N. 6	Furman 17, James Madison 10 12,375
N. 20	Furman 27, The Citadel 0 13,123
N. 27	S.C. State 17, Furman 0 13,865
1983 (6-1)	
S. 10	Furman 52, Carson-Newman 7 9,226
S. 24	Furman 31, Marshall 7 8,514
O. 22	Furman 49, Appalachian State 0 14,973
N. 5	Furman 28, E. Tenn. St. 7 12,165
N. 12	Furman 28, Chattanooga 14 10,021
D. 3	Furman 23, Boston University 16 7,879
D. 10	Western Carolina 14, Furman 7 13,034
1984 (5-1)	
S. 1	Furman 28, S.C. State 10 12,347
S. 8	Furman 49, Newberry 7 10,365
O. 27	Western Carolina 20, Furman 19 12,651
N. 3	Furman 55, Davidson 7 13,133
N. 10	Furman 42, Central Florida 6 10,296
N. 17	Furman 42, The Citadel 14 12,412
1985 (7-1)	
S. 14	Newberry 24, Furman 21 11,979
O. 12	Furman 34, Marshall 3 11,072
O. 19	Furman 35, E. Tenn. St. 31 9,504
O. 26	Furman 21, Appalachian State 7 12,224
N. 2	Furman 34, Mars Hill 10 13,584
N. 23	Furman 28, Chattanooga 0 13,134
D. 7	Furman 59, Rhode Island 15 9,454
D. 14	Furman 35, Nevada-Reno 12 10,461
1986 (4-2)	
S. 6	Furman 34, S.C. State 7 15,085
O. 18	Western Carolina 19, Furman 13 15,285
N. 1	Furman 45, Presbyterian 31 18,617
N. 8	Furman 59, Davidson 0 11,121
N. 22	Furman 37, The Citadel 14 15,465
N. 29	Eastern Kentucky 23, Furman 10 7,424
1987 (5-2)	
S. 12	Furman 23, Presbyterian 3 9,860
S. 26	Chattanooga 16, Furman 14 9,377
O. 3	Furman 42, Marshall 36 12,122
O. 10	Furman 24, E. Tenn. St. 13 9,331
O. 17	Appalachian State 16, Furman 8 13,147
O. 31	Furman 58, Davidson 3 10,726
N. 7	Furman 38, VMI 0 15,772
1988 (8-0)	
S. 3	Furman 38, S.C. State 0 13,386
S. 17	Furman 21, Presbyterian 0 8,646
S. 23	Furman 42, Newberry 0 15,180
O. 1	Furman 31, VMI 13 11,243
O. 29	Furman 31, Western Carolina 0 13,014
N. 19	Furman 30, The Citadel 17 16,460
N. 26	Furman 21, Delaware 7 7,487
D. 10	Furman 38, Idaho 7 11,645
1989 (8-1)	
S. 16	Furman 59, Presbyterian 17 10,240
O. 7	Furman 34, Marshall 13 11,418
O. 14	Furman 31, Appalachian State 6 13,435
N. 4	Furman 27, Chattanooga 17 14,788
N. 11	Furman 44, E. Tenn. St. 20 17,001
N. 25	Furman 24, William & Mary 10 8,642
D. 2	Furman 42, Youngstown St. 23 8,033
D. 9	Stephen F. Austin 21, Furman 19 7,015
1990 (5-0)	
S. 1	Furman 24, S.C. State 7 13,611
S. 8	Furman 63, Presbyterian 7 15,086
O. 6	Furman 51, VMI 22 14,242

O. 27	Furman 42, Western Carolina 9 14,910
N. 17	Furman 30, The Citadel 17 18,190
1991 (4-2)	
S. 14	Furman 31, Liberty 7 14,014
S. 21	Furman 52, Presbyterian 7 12,511
O. 12	Marshall 38, Furman 35 16,125
O. 19	Appalachian St. 26, Furman 23 (3ot) .. 13,082
N. 2	Furman 52, E. Tenn. St. 23 12,922
N. 16	Furman 24, Chattanooga 21 16,579
1992 (3-3)	
S. 5	Furman 31, Liberty 13 9,045
S. 19	Furman 43, Presbyterian 7 13,087
S. 26	Georgia Southern 21, Furman 0 14,879
O. 3	Furman 41, VMI 13 13,225
N. 7	Western Carolina 29, Furman 27 13,404
N. 21	The Citadel 20, Furman 14 16,464
1993 (5-0-1)	
S. 4	Furman 26, Connecticut 17 9,193
S. 18	Furman 14, Wofford 14 12,155
S. 25	Furman 45, E. Tenn. St. 21 10,642
O. 9	Furman 27, Appalachian State 21 12,707
O. 30	Furman 24, VMI 0 10,709
N. 13	Furman 17, Marshall 3 12,130
1994 (1-5)	
S. 10	Furman 26, S.C. State 21 15,673
S. 17	William & Mary 28, Furman 26 11,244
O. 1	Western Carolina 35, Furman 24 12,125
O. 15	The Citadel 52, Furman 44 14,157
N. 5	Georgia Southern 31, Furman 26 12,161
N. 19	Chattanooga 34, Furman 20 9,422
1995 (3-2)	
S. 16	Furman 38, Wofford 0 9,137
S. 23	Furman 55, VMI 24 8,994
O. 7	Appalachian State 41, Furman 28 11,245
O. 21	Furman 21, E. Tenn. St. 15 11,017
N. 11	Marshall 31, Furman 6 10,888
1996 (6-0)	
S. 14	Furman 27, S.C. State 13 12,225
S. 21	Furman 33, Wofford 3 11,002
O. 5	Furman 45, Western Carolina 30 11,215

O. 19	Furman 35, The Citadel 25 12,875
N. 9	Furman 21, Georgia Southern 14 11,616
N. 23	Furman 42, Chattanooga 21 8,152
1997 (4-1)	
S. 27	Furman 35, VMI 14 7,175
O. 11	Furman 24, Appalachian State 22 9,686
O. 25	E. Tenn. St. 58, Furman 28 9,105
N. 1	Furman 38, Elon 20 7,817
N. 15	Furman 28, Wofford 7 9,560
1998 (4-2)	
S. 12	Furman 27, South Carolina State 19 10,094
S. 19	Furman 34, Samford 24 8,101
O. 3	Furman 31, Western Carolina 7 9,620
O. 17	The Citadel 25, Furman 24 13,011
N. 7	Georgia Southern 45, Furman 17 10,201
N. 21	Furman 31, Chattanooga 28 6,215
1999 (4-2)	
S. 4	Elon 24, Furman 22 7,152
S. 25	Furman 58, VMI 0 11,212
O. 9	Furman 35, Appalachian State 21 13,052
O. 23	Furman 48, E. Tenn. St. 21 12,572
N. 13	Furman 30, Wofford 3 14,177
N. 27	Massachusetts 30, Furman 23 (ot) .. 7,215
2000 (7-1)	
S. 2	Furman 16, Elon 3 10,702
S. 9	Furman 44, Newberry 10 11,214
S. 16	Furman 34, William & Mary 10 8,742
S. 30	Furman 38, Western Carolina 14 9,387
O. 14	Furman 33, The Citadel 7 13,326
N. 4	Furman 45, Georgia Southern 10 15,127
N. 18	Furman 45, Chattanooga 44 (ot) 8,573
N. 25	Hofstra 31, Furman 24 4,214
2001 (8-0)	
S. 8	Furman 46, Elon 7 10,322
S. 22	Furman 65, VMI 7 10,152
O. 6	Furman 28, Appalachian State 22 14,411
O. 20	Furman 31, E. Tenn. St. 6 11,009
N. 10	Furman 45, Wofford 14 10,534
N. 24	Furman 47, Presbyterian 28 7,241
D. 1	Furman 24, Western Kentucky 20 6,143
D. 8	Furman 34, Lehigh 17 10,189

FURMAN ATTENDANCE FIGURES (Regular Season Games)

Year	Home Games	Home Attendance	Home Average	Total Games	Total Attendance	Season Average
1973	5	57,200	11,440	11	92,968	8,452
1974	6	78,000	13,000	11	120,717	10,974
1975	5	57,200	11,440	11	122,317	11,120
1976	6	66,100	11,017	11	141,750	12,886
1977	6	64,700	10,783	11	123,950	11,268
1978	5	52,052	10,410	11	172,537	15,685
1979	6	52,055	8,676	11	141,518	12,865
1980	5	66,839	13,368	11	173,352	15,759
1981	5	63,714	12,743	11	174,053	15,823
1982	5	64,071	12,814	11	199,374	18,125
1983	5	54,899	10,979	11	133,374	12,124
1984	6	71,204	11,867	11	164,606	14,964
1985	6	71,767	11,961	11	160,352	14,577
1986	5	75,573	15,114	11	153,279	13,934
1987	7	81,155	11,593	11	169,138	15,376
1988	6	72,754	12,125	11	211,856	19,259
1989	6	77,605	12,934	11	212,913	19,355
1990	5	76,039	15,207	11	209,793	19,072
1991	6	85,233	14,205	11	176,671	16,061
1992	6	80,104	13,350	11	182,563	16,596
1993	6	67,536	11,256	11	159,965	14,542
1994	6	74,782	12,463	11	183,828	16,711
1995	5	51,281	10,256	11	154,360	14,032
1996	6	67,085	11,180	11	177,499	16,136
1997	5	43,343	8,668	11	104,827	9,529
1998	6	57,242	9,540	11	161,888	14,717
1999	5	58,165	11,633	11	149,455	13,586
2000	7	77,071	11,010	11	108,869	9,897
2001	6	63,669	10,611	11	131,491	11,953



FURMAN PALADINS FOOTBALL 2002

In 1998, Furman University athletics entered a new and exciting era with the opening of Timmons Arena, the school's new on-campus, multipurpose facility.

Construction of the 100,000 square-foot arena, which seats 5,000 people for basketball and 6,000 for concerts and other school and community activities, began in August of 1996, and it now serves as the home of the university's football, volleyball, and men's and women's basketball programs.

In addition to featuring two regulation-size basketball courts and a permanent, elevated stage, the facility includes offices and locker room facilities for the aforementioned sports, offices for sports information, a complete sports medicine facility, and a 7,000 square-foot strength and conditioning center that serves the university's entire 17-sport intercollegiate athletics program. Arena seating features both bench and chair-back styles, and is collapsible to allow the available floor space to be used for a variety of activities.

The lead gift of \$4 million for the facility was provided by longtime Furman supporters William R. Timmons, Jr. '49, Jean Timmons Pelham '42, and Charlie and Kitty Wells '48 Timmons. Bill, Jean, and Charlie are children of the late William R. Timmons '14.

At the time of the gift's announcement, Bill Timmons, chairman of Greenville's Canal Insurance Company, longtime university trustee, and recipient of an honorary degree from Furman in 1995, recalled that his family's association with the university dated back from his father's enrollment in 1910. His father's brother, Charles Edward Timmons, Jr., also attended Furman before volunteering for World War I, during which he was killed in action.

Mindful of what Timmons Arena means to Furman football, new head coach Bobby Lamb said, "Timmons Arena has had the same positive impact on our pro-



The home of Furman University's football, volleyball, and basketball programs, Timmons Arena, a 5,000-seat multipurpose facility, is the centerpiece of the university's athletic physical plant.

gram that the construction of Paladin Stadium had in 1981. Most importantly for us, it includes a top-notch weight room, which provides a big boost to our strength program and also to our recruiting efforts. The proximity of Timmons Arena to Paladin Stadium is excellent, and it provides us with one of the best football facilities in NCAA I-AA."

Besides serving as the home for the school's football, basketball, and volleyball programs, Timmons Arena has eased overcrowding in the Athletic Building and in the Herman W. Lay Physical Activities Center (PAC), which currently serves as the home of the

Department of Health and Exercise Science, student recreational and intramural sports, and fitness center.

The decision to move forward with the arena was driven by the closing of Memorial Auditorium, which served as Furman's basketball home for 38 years.

Located just southeast of the home stands at Paladin Stadium, Timmons Arena features a main entrance and wings made of brick, with the rear constructed of split face block and insulated metal panels. Stanmar Inc. of Stanbury, Mass., which specializes in constructing athletic facilities, was the designer and builder.

Completed at a cost of \$10.9 million, Timmons Arena joins the recently completed Eugene Stone III Soccer Stadium (1995), Minor Herndon Mickel Tennis Center (1996), REK Center for Intercollegiate Golf (1997), Irwin Belk Complex For Track & Field (1997), and Pepsi Softball Stadium (2001) as one of the latest in an impressive line of athletic facilities to be constructed on Furman's campus, thus helping provide the school with an athletic facilities plant well positioned for the 21st century.



In addition to being the new home court of Furman basketball, Timmons Arena includes new offices, meeting rooms, locker rooms, sports medicine facilities, and a strength and conditioning center for Furman's football program.



FURMAN PALADINS FOOTBALL 2002




Furman's broad-based athletics program received a tremendous boost when the school opened Timmons Arena and its ultra-modern, 7,000 square-foot strength training and conditioning center in 1998.

Served by a professional, full-time strength coach, the facility features a full range of new weight training and exercise equipment to assist Furman's approximately 300 student-athletes in reaching their athletic potential through strength training and conditioning.

Easily accessible and sporting an excellent view of Paladin Stadium, the center, which is lined with mirrors and includes two separate coaches offices and a storage room, is outfitted with MONDO flooring and features the best in new strength training and conditioning equipment, including:

- 7 Bench Press Stations
- 11 Power Rack Stations (for squat, bench press, incline bench press, board press, rack lock out, and behind-the-back exercises)
- 2 Complete Dumbbell Sets (with weights ranging from five to 100 pounds).
- 4 Power Clean Stations (with rubberized, coated weights for maximum efficiency and safety)
- 2 Vertical Jump Stations
- 2 Power Maker Machines
- 30 Nautilus Machines
- Power Ball Assortment (ranging from one to seven kilograms)
- 5 Curl Bars
- 3 Treadmills
- 2 Rowing Machines
- 5 Stationary Bicycles
- Plyometric Boxes
- Rope Ladders

In addition, the center includes a complete records display for each athletic team and is outfitted with a stereo to maximize workout intensity. Two televisions and video cassette recorders are also utilized by the staff to tape, critique, and teach proper techniques.



With its over 7,000 square-feet of space, Furman University's strength training and conditioning center afford the school's 300 student-athletes the opportunity to more completely develop their athletic potential.

Certified as a health-fitness instructor by the American College of Sports Medicine and as a conditioning specialist by the International Sports Science Association, Wayne Brown, Furman's director of strength training and conditioning, oversees the formulation and implementation of a year-round program for each individual sport, with the goal of helping each student-athlete reach his or her athletic potential. While naturally very demanding of student-athletes, the strength training and conditioning program for each sport also requires the involvement of each coach, thus helping ensure the program's success through constant monitoring and supervision.

The program for Furman's football team is a year-round, four-phase plan involving four workouts per week, except during the season when players work out two to three days per week. In the winter, the concentration is on conditioning in preparation for spring practice. The spring phase of the program deals specifically with speed and agility development, and is completed with the annual "Iron Man Classic" lifting competition. The summer program, which runs 10 weeks, concentrates on weight training and conditioning, and involves two days of aerobic conditioning each week, as well as two days of speed development and interval training.

The areas of concentration in strength training for football involve three exercises: the power clean, squat, and bench press. The power clean exercise assists the athlete in the development of speed and strength, while the squat helps the athlete improve explosiveness through the development of muscles in the thighs and hips. The bench and incline bench press, meanwhile, help a player acquire upper body mass and strength.

The Furman University Strength Training and Conditioning Center was made made possible through the generous support of Bill and Judy Adams, Gray and Claire Winkler Geddie, Steve and Marty Holtzman Hall, Gregory and Katy Laetsch, Charles and Marlene Lankford, Newton Turrentine, Sr., Ron and Susan Wade, and Melvin and Dollie Younts.

FURMAN STRENGTH LEADERS

BENCH PRESS

Rank	Player	Weight
1)	Craig Morgan	480
2)	Josh McWhorter	450
3)	Jesse Grier	440
	Toreico O'Neal	440
5)	Travis Jones	425
6)	Nick Marra	425
7)	Steven Cain	415
	Brian Laggis	415
	John Marks	415
	Cedrick Ritter	415
	LeBryan Sperling	415

SQUAT

Rank	Player	Weight
1)	Toreico O'Neal	600
	Lamar Rembert	600
	Eric Emerson	600
4)	Al Means	555
5)	Josh McWhorter	550
	Jesse Grier	550
7)	LeBryan Sperling	535
	Corey Tant	535
9)	Brian Laggis	525
10)	Ben Bainbridge	510

POWER CLEAN

Rank	Player	Weight
1)	LeBryan Sperling	352
	Steven Cain	352
3)	Brant Glover	341
4)	Travis Jones	330
	Jamie Tyson	330
6)	Cedrick Ritter	325
7)	Josh McWhorter	319
	Daniel South	319
	Mike Killian	319
	Paul Billingsly	319

TOTAL

Rank	Player	Weight
1)	Josh McWhorter	1319
2)	Toreico O'Neal	1315
3)	LeBryan Sperling	1302
4)	Jesse Grier	1276
5)	Steven Cain	1267
6)	Craig Morgan	1266
7)	Travis Jones	1260
8)	Brian Laggis	1253
9)	Cedrick Ritter	1240
10)	Eric Emerson	1233
	John Marks	1233

VERTICAL JUMP

Rank	Player	Weight
1)	Isaac West	37.0"
2)	Brandon Berry	35.5"
3)	Daric Carter	34.0"
4)	Jon MacDonald	33.5"
	Cam Newton	33.5"
6)	Brian Braton	33.0"
7)	Hindley Brigham	32.5"
	Paul Billingsly	32.5"
9)	Ben Bainbridge	32.0"
	Andy Rump	32.0"



FURMAN PALADINS FOOTBALL 2002

Furman University's Sports Medicine Center, now with two campus locations encompassing nearly 7,000 square-feet of space, state-of-the-art equipment, and diverse professional state-of-the-art equipment, and diverse professional staff, provides the finest in sports rehabilitation, physical therapy, and athletic training services to Furman's student athletes, campus community, and general public.

The main center, with its over 4,000 square-feet of space in the Athletics Building, was completed in 1992 and, since its opening, has served as the hub of training services for Furman's student athletes while also servicing the campus community and general public.

In 1998, the Furman Sports Medicine Center, through generous gifts and support from the Greenville medical community and others, expanded with the opening of its new 2,700 square-foot facility in Timmons Arena to accommodate the move of Furman's football, men's and women's basketball, and volleyball programs into the new complex.

The Furman Sports Medicine Center's Timmons Arena facility includes two offices for professional staff, six taping tables, nine treatment tables, a wide array of exercise and rehabilitation equipment, including machines to work the hamstrings, knees, legs and upper body, two stationary Schwinn Airdyne bicycles, five whirlpools, and a complete line of modalities. In addition, the facility also features a television and video cassette recorder for educational services, as well as an ice machine, locker room, and storage room for supplies, coolers, and carts.

Furman's Sports Medicine Center in the Athletics Building, with its extensive training facilities and full line of sports rehabilitation equipment, provides athletic training and rehabilitation services for Furman's other sports, while also servicing the university community and general public.

Furman's Sports Medicine Center represents a total commitment by the university to the well-being of its students. The center is equipped and staffed with skilled professionals in the field of athletic training and physical therapy to provide the highest level of injury evaluation, testing, and rehabilitation to patients and the over 300 athletes it services. Utilizing the most recent advances in sports medicine, the staff provides a multidisciplinary team approach to patient care.

The Furman Sports Medicine Center is staffed by Elaine Baker, A.T.C., Director of the Center and in her 18th year at Furman; Cassandra Phillips, ATC, Assistant Athletic Trainer; Jason Kluckhohn, ATC/SCAT, Assistant Athletic Trainer; Brian Brown, ATC/SCAT, Assistant Athletic Trainer; Nicole Kluckhohn, PT, ATC, Staff Physical Therapist; Brett Russell, PT, ATC, Staff Physical Therapist; and Office Manager, Kathryn Smoke.

Located in the lower level of the Athletic Building and open daily, the Furman Sports Medicine Center is an active member of the campus community and provides the following services:



Opened in 1998, the Furman University Sports Medicine Center's second location at Timmons Arena provides Furman's football, men's and women's basketball, and volleyball teams with the finest in athletic training and sports rehabilitation services.

- Athletic Event Coverage
- Orthopaedic Physical Therapy
- Professional Consultation
- Educational Programs
- Clinical Education and Seminar Site
- Research
- Isokinetic Training and Testing
- Aquatic Therapy Programs
- Therapeutic Modalities
- Comprehensive Back Rehabilitation
- Orthotic Fabrication

The Furman University Sports Medicine Center at Timmons Arena was made made possible through the generous support of Haskell and Sandra Brown, Bill and Bond DeLoache, John R. and Barbara Sanders, and Frank and Donna Stelling.



Furman's sports medicine facility in Timmons Arena features five whirlpools, six taping tables, nine treatment tables, and an impressive line of rehabilitation equipment.

ACADEMIC SUPPORT CENTER


Headed up by Dan Brinkman, now in his 12th year as the department's athletic academic counselor, Furman's academic support center provides a variety of needed services and assistance to the department's approximately 300 student-athletes, who comprise Furman's 17-sport intercollegiate athletics program.

At the heart of the academic support center is the study hall, which provides free tutoring and an academic atmosphere, thereby helping student-athletes sharpen necessary study skills. The center also offers specialized tutorial services, a computer room to assist student-athletes in the instruction and/or assistance with computers, and help in the development of time management skills. In addition, the center assists in class registration, and closely monitors the degree progress of Furman student-athletes.



POSITION TRADITIONS

*Louis Ivory, TB
2000 Walter Payton Award Winner*





FURMAN PALADINS FOOTBALL 2002

Furman head coach Bobby Lamb led the nation in passing efficiency and quarterbacked the Paladins to a 12-2 record, Southern Conference championship, and NCAA I-AA national runner-up finish in 1985.

Furman assistant coach Tim Sorrells, a two-time All-Southern Conference selection, was the starting quarterback on Paladin league championship teams in 1980 & '81.

With Billy Napier's selection in 2001, Furman quarterbacks have been named All-Southern Conference 14 times — more than any other current league member school.

Furman quarterbacks Billy Napier (2001), Justin Hill (1999), Frankie DeBusk (1988, '89, '90), Bobby Lamb (1985), David Charpia (1982, '83), Tim Sorrells (1980, '81), and David Henderson (1978) played pivotal roles in leading the Paladins to 11 Southern Conference championships — the most by any school in the league's 80-year history.

Three Furman quarterbacks have earned Southern Conference Player-of-the-Year honors: Frankie DeBusk (1990), Bobby Lamb (1985), and David Henderson (1978).

Furman quarterbacks have earned Southern Conference Player-of-the-Week honors on 27 occasions.

Frankie DeBusk (1988) became the first quarterback in Southern Conference history to lead his team to an NCAA I-AA national championship.

Since 1976, Furman quarterbacks have engineered wins over opponents such as North Carolina (1999), North Carolina State (1976, '84, and '85), Georgia Tech (1983), and South Carolina (1982).

In 1999, quarterback Justin Hill completed 10-of-12 passes for 187 yards and two touchdowns in leading Furman to a 28-3 win over North Carolina.

In 2001 quarterback Billy Napier completed a school record 12-of-12 pass attempts for 159 yards

FURMAN QUARTERBACKS TRADITION

All-Southern Conference

- 1958 — Billy Baker (2nd Team)
- 1966 — Sam Wyche (2nd Team)
- 1978 — David Henderson (1st Team)
- 1980 — Tim Sorrells (2nd Team)
- 1981 — Tim Sorrells (1st Team)
- 1982 — David Charpia (2nd Team)
- 1983 — David Charpia (1st Team)
- 1984 — Bobby Lamb (2nd Team)
- 1985 — Bobby Lamb (1st Team)
- 1989 — Frankie DeBusk (1st Team)
- 1990 — Frankie DeBusk (1st Team)
- 1996 — Braniff Bonaventure (1st Team)
- 1999 — Justin Hill (2nd Team)
- 2001 — Billy Napier (2nd Team)

Southern Conference Player-of-the-Year

- 1978 — David Henderson
- 1985 — Bobby Lamb
- 1990 — Frankie DeBusk

and a touchdown to lead Furman to a 24-17 win over Georgia Southern in NCAA I-AA semifinal playoff action. The win snapped Georgia Southern's 39-game home winning streak and marked the Eagles' first-ever home playoff defeat.

Furman quarterbacks have paced the Southern Conference in passing nine times, including six seasons from 1982-90.

Bobby Lamb was named 1985 Carolinas Male Amateur Athlete-of-the-Year by the Charlotte Athletic Club.

Philly Jones was awarded a prestigious NCAA

Post-Graduate Scholarship in 1995.

Braniff Bonaventure set two NCAA I-AA national records as a senior in 1996: most consecutive pass attempts without interception, season (202), most consecutive pass attempts without interception, career (213).

Furman has led the Southern Conference in total offense 10 times and has paced the league in scoring offense on eight occasions — both more than any other current league member school.

Sam Wyche, who served as Furman's starting quarterback for two seasons in the 1960s, played nine years in the NFL with the Cincinnati Bengals, Washington Redskins, Detroit Lions, and Buffalo Bills, and later served as head coach of the Cincinnati Bengals and the Tampa Bay Buccaneers.

David Whitehurst, who starred as a quarterback with the Paladins in the 1970s, played six seasons with the NFL's Green Bay Packers.

Former Paladin quarterbacks Bobby Lamb, Tim Sorrells, David Charpia, Frankie DeBusk, David Whitehurst, and Sam Wyche are members of the Furman Athletic Hall-of-Fame.

Justin Hill earned Shrine Bowl MVP honors in 1996 as a senior at Greer (S.C.) High School. 2002 Paladin quarterback signee Josh Stepp from Pelion (S.C.) High School garnered the same honor at last year's football classic.



2001 ▲

Billy Napier completes 12-of-12 passes for 159 yards and a touchdown to lead Furman to 24-17 win over Georgia Southern in NCAA I-AA semifinal playoff action.

Bobby Lamb leads nation in passing efficiency and Furman to a 12-2 record, Southern Conference title, and national runner-up finish.

1985 ▼



Braniff Bonaventure sets NCAA record for passes without an interception (202).

1996 ▼



1988 ▲

Frankie DeBusk paces Furman to 13-2 record and NCAA I-AA national championship — the first ever by a Southern Conference team.

FURMAN PALADINS FOOTBALL 2002



FURMAN RUNNING BACKS TRADITION

Walter Payton Award
2000 — Louis Ivory, TB

All-America
1939 — *Roten Shetley, RB*
1982 — *Stanford Jennings, TB (3rd Team)*
2000 — *Louis Ivory, TB (1st Team - Consensus)*
2001 — *Louis Ivory, TB (2nd Team)*

All-Southern Conference
1939 — *Roten Shetley, RB (1st Team)*
1953 — *John Popson, RB (2nd Team)*
1960 — *Tom Campbell, RB (1st Team)*
1961 — *Tom Campbell, RB (1st Team)*
1965 — *Bob Buzzell, RB (2nd Team)*
1975 — *Larry Robinson, TB (1st Team)*
1978 — *Mark Stowers, TB (1st Team)*
1980 — *Mike Glenn, TB (1st Team)*
1981 — *Stanford Jennings, TB (1st Team)*
1982 — *Stanford Jennings, TB (1st Team)*
1983 — *Stanford Jennings, TB (1st Team)*
1985 — *Brian Jager, TB (1st Team)*
1986 — *Robbie Gardner, TB (1st Team)*
1987 — *John Bagwell, TB (1st Team)*
1988 — *Kennet Goldsmith, FB (2nd Team)*
1990 — *Carl Tremble, TB (1st Team)*
1991 — *Carl Tremble, TB (1st Team)*
1992 — *Carl Tremble, TB (1st Team)*
1999 — *Louis Ivory, TB (1st Team)*
2000 — *Louis Ivory, TB (1st Team)*
2001 — *Louis Ivory, TB (1st Team)*

Southern Conference Player-of-the-Year
1981 — *Stanford Jennings, TB*
1982 — *Stanford Jennings, TB*
1983 — *Stanford Jennings, TB*
2000 — *Louis Ivory, TB*
2001 — *Louis Ivory, TB*

rushing 11 times — more than any other current league school.

Eleven Furman running backs have rushed for 1,000 yards in a season, including Louis Ivory and Stanford Jennings, both of whom reached the milestone three times.

Furman running backs have played key roles in significant wins over opponents such as North Carolina State (1976, '84, & '85), South Carolina (1982), and Georgia Tech (1983), North Carolina (1999).

In 1999 Paladin tailback Louis Ivory rushed 34 times for 177 yards and a touchdown to help lead Furman to a 28-3 win over North Carolina.

Tailback Robbie Gardner scored game winning touchdowns in a 28-23 win over South Carolina in 1982 and in a 34-30 decision over North Carolina State in 1984.

Tailback Stanford Jennings rushed for 168 yards and two touchdowns in a 17-14 win over Georgia Tech in 1983.

Two Furman fullbacks have been honored as Southern Conference Jacobs Blocking Award recipients: Kennet Goldsmith (1988) and Dennis Williams (1984).

Tailback Brian Jager, Furman's leading rusher in 1985, was a two-time GTE Academic All-America selection and NCAA Post-Graduate Scholarship recipient.

Tailback Stuart Rentz began his Furman career as a walk-on in 1996 and rushed for over 1,000 yards in his career on the way to earning GTE Academic All-America honors in 1999 with a 3.90 GPA in Spanish and business administration.

Of three jerseys retired in the history of Furman football, two have been worn by Furman running backs: Stanford Jennings (No. 27) and Louis Ivory (No. 34).

In 2000, tailback Louis Ivory earned consensus All-America honors and captured the Walter Payton Award as the top offensive player in NCAA I-AA football after rushing for a nation best and Southern Conference regular season record 2,079 yards and 16 touchdowns. Ivory, who completed his career in 2001 as Furman's all-time leading rusher (5,353 yards) and scorer (318 points), rushed for 100 yards in 28 games (31 counting playoffs), including a conference record 301 yards and three touchdowns in Furman's 45-10 triumph over top-ranked Georgia Southern in 2000.

Spanning virtually every decade since Furman joined the Southern Conference in 1936, Paladin running backs have earned 21 all-conference honors — more than any other current league member school.

Furman running backs have earned Southern Conference Player-of-the-Week honors on 28 occasions — more than any other current league member school.

Tailback Stanford Jennings was the first player — and currently one of only two players in Southern Conference history — to earn league player-of-the-year honors three times (1980, '81, & '82). Named conference athlete-of-the-year in 1984, he was drafted in the third round by Cincinnati, played 10 seasons in the NFL with the Bengals and Tampa Bay, and returned a kickoff 90 yards for a touchdown for Cincinnati in Super Bowl XXIII.

Furman running backs Louis Ivory (1999, '01), Carl Tremble (1989, '90), Bobby Daugherty (1988), Brian Jager (1985), Stanford Jennings (1980, '81, '82, '83), and Mark Stowers (1978) all led Furman in rushing and played key roles in leading the Paladins to 11 Southern Conference championships — the most by any school in the league's 79-year history.

Including Louis Ivory's 1,492 yards in 2001, Furman running backs have paced the Southern Conference in

Louis Ivory rips top-ranked Georgia Southern for SoCon record 301 yards and three touchdowns in 45-10 win over Eagles.

2000 ▼



1983 ▲

Stanford Jennings becomes one of only two players in Southern Conference history to be named player-of-the-year three times.



1999 ▲

Stuart Rentz claims his second GTE Academic All-America honor.



1991 ▲

Carl Tremble tops Southern Conference rushing charts with 1,555 yards and 13 touchdowns.



FURMAN PALADINS FOOTBALL 2002

In 2001 three Furman receivers garnered All-Southern Conference honors; tight end Trent Sansbury and flankers Bear Rinehart and Brian Bratton.

Furman receivers have been named All-Southern Conference 34 times — more than any other current league member school.

One of the first Southern Conference schools to fully incorporate the tight end into modern day passing schemes, Furman since 1977 has had 16 tight ends named all-conference — more than any other current league school.

Furman has produced three All-America receivers since 1996, including two in the three last years.

14 Furman receivers have signed professional football contracts and two have been selected in the NFL Draft since 1997. Tight end Luther Broughton was selected by the Philadelphia Eagles in the fifth round of the 1997 draft, and in 2000 Des Kitchings was picked by the Kansas City Chiefs in the seventh round. In April of 2002, tight end Trent Sansbury signed a free agent contract with the Cincinnati Bengals.

Furman receivers have been instrumental in the Paladins posting wins over opponents such as North Carolina (1999), North Carolina State (1976, '84, and '85), Georgia Tech (1983), and South Carolina (1982).

Wide receiver Des Kitchings caught seven passes for 169 yards and two touchdowns covering 60 and 49 yards in Furman's 28-3 win over North Carolina in 1999.

Wide receiver Chas Fox is the Southern Conference's career touchdown receptions record holder (26).

Wide receiver Donald Lipscomb currently holds the Southern Conference career record for average yards per catch (22.8).

Bear Rinehart (2001), Des Kitchings (1999), Donald Lipscomb (1990), Greg Key (1989), George Quarles

FURMAN RECEIVERS TRADITION

All-America

- 1996 — Luther Broughton, TE (2nd Team)
- 1999 — Des Kitchings, WR (3rd Team)
- 2001 — Brian Bratton, WR (2nd Team)

All-Southern Conference

- 1936 — Bob King, E (1st Team)
- 1953 — Roland Barefoot, E (2nd Team)
- 1958 — Ray Siminiski, E (1st Team)
- 1965 — Tim Crawford, WR (1st Team)
- Walker Kimbell, E (2nd Team)
- 1966 — Robbie Hahn, E (2nd Team)
- 1967 — Robbie Hahn, E (2nd Team)
- 1976 — Tommy Southard, WR (1st Team)
- 1977 — Brette Simmons, TE (1st Team)
- Tommy Southard, WR (2nd Team)
- 1978 — Brette Simmons, TE (1st Team)
- 1980 — Byron Lee, TE (2nd Team)
- 1981 — Byron Lee, TE (1st Team)
- 1982 — Jack Borders, TE (2nd Team)
- 1983 — Billy Risher, WR (2nd Team)
- Jack Borders, TE (2nd Team)
- 1984 — Chas Fox, WR (2nd Team)
- 1985 — Chas Fox, WR (1st Team)
- Jeff Lee, TE (2nd Team)
- 1989 — Greg Key, TE (1st Team)
- Brad Stephens, WR (2nd Team)
- 1990 — Donald Lipscomb, WR (1st Team)
- Paul Siffri, TE (2nd Team)
- 1991 — Donald Lipscomb, WR (1st Team)
- Paul Siffri, TE (1st Team)
- 1994 — Luther Broughton, TE (2nd Team)
- 1995 — Luther Broughton, TE (1st Team)
- Adrick Harrison, WR (2nd Team)
- 1996 — Luther Broughton, TE (1st Team)
- Josh Cole, WR, (2nd Team)
- 1999 — Des Kitchings, WR (1st Team)
- Trent Sansbury, TE (1st Team)
- 2000 — Trent Sansbury, TE (2nd Team)
- 2001 — Trent Sansbury, TE (1st Team)
- Bear Rinehart, WR (2nd Team)
- Brian Bratton, WR (1st Team)

Southern Conference Jacobs Blocking Award

- 1978 — Brette Simmons, TE

(1988), Chas Fox (1985), Jack Borders (1982), Billy Risher (1980 & '83), and Jimmy Kiser (1978) led Furman in receiving and played key roles in leading the Paladins to 11 Southern Conference championships — the most by any school in the league's 79-year history.

Through the years nine Furman receivers have paced the Southern Conference in kickoff and punt returns. Last year flanker Brian Bratton earned league freshman-of-the-year and All-America honors as a return specialist after averaging a nation-leading 37.2 yards on 15 returns, three of which went for touchdowns. Two of Bratton's returns covered 100 yards. In all Furman has returned seven kickoffs for touchdowns over the past three seasons.

In 1999 Des Kitchings garnered consensus all-conference honors as a receiver and return specialist and became the first Paladin wide receiver to rush for 100 yards in a game when he ran for 117 yards and two touchdowns in a 52-6 rout of William & Mary.

In 1978 Furman tight end Brette Simmons became only the second end in Southern Conference history to capture the league's Jacobs Blocking Award, joining Virginia Tech's Carroll Dale (of later Green Bay Packer fame).

Wide receiver Chas Fox became the second highest drafted player in Furman football history when he was selected by the Kansas City Chiefs in the fourth round of the 1986 draft.

Tight end Paul Siffri signed a free agent contract with the Pittsburgh Steelers and was also awarded a prestigious NCAA Post-Graduate Scholarship in 1991.



Three-time All-Southern Conference selection Trent Sansbury signs free agent contract with Cincinnati Bengals

2001 ▼



1996 ▲

Luther Broughton becomes Furman's all-time receptions leader (123) and is selected by Philadelphia Eagles in fifth round of NFL Draft.



1985 ▲

Chas Fox sets Southern Conference career touchdown receptions record (26).



1999 ▲

Des Kitchings catches team high 43 passes and four touchdowns, returns three kickoffs for scores, and runs for two more in stellar senior campaign.

FURMAN PALADINS FOOTBALL 2002



Furman offensive line coach Clay Hendrix, a two-year starter at guard for the Paladins, has developed 18 All-Southern Conference performers, nine All-Americans, and four Jacobs Blocking Award winners in his 14-year coaching tenure at Furman.

In the last two seasons six Furman offensive linemen have earned All-America honors and seven have garnered All-Southern Conference accolades. Furman's 51 all-conference offensive lineman selections through the years lead all league schools.

In 2002 Furman produced its third straight Southern Conference Jacobs Blocking Award winner in offensive tackle Donnie Littlejohn, a consensus All-America selection. A league best eight Paladin offensive linemen have been tabbed recipients of the prestigious honor since 1980.

Due in large measure to the work of Furman's offensive line, in 2000 tailback Louis Ivory earned consensus All-America honors and captured the Walter Payton Award as the top offensive player in NCAA I-AA football after rushing for a nation best and Southern Conference regular season record 2,079 yards and 16 touchdowns. Ivory completed his career in 2001 as Furman's all-time leading rusher (5,353 yards).

Furman offensive lines have paved the way for Paladin running backs to pace the Southern Conference in rushing 11 times — more than any other current league school. In all 11 Furman running backs have rushed for 1,000 yards in a season.

Furman offensive lines have helped the Paladins capture 11 Southern Conference titles since 1978 — more than any other current league member school.

Furman offensive linemen have been honored as Academic All-Americans on three occasions: Jeff Holcomb (1976) and Eric Walter (1990 & '91).

Three Furman offensive linemen have been awarded prestigious NCAA Post-Graduate Scholarships: Jeff Holcomb (1977), Charlie Anderson (1981), and Eric Walter (1991).

FURMAN OFFENSIVE LINEMAN TRADITION

All-America

- 1930 — Bob Wilder, OL (1st Team)
- 1983 — Dan Sleet, OG (3rd Team)
- 1985 — Gene Reeder, C (1st Team)
- 1987 — Alex Albert, OG (3rd Team)
- 1988 — Fe Cowan, OT (3rd Team)
- 1990 — Steve Duggan, C (1st Team)
- 1991 — Eric Walter, OG (1st Team)
- 2000 — Josh Moore, OT (1st Team)
- Marty Priore, OG (1st Team)
- Chris Stewart, C (2nd Team)
- 2001 — Donnie Littlejohn, OT (Consensus)
- Marty Priore, OG (2nd Team)
- Chris Stewart, C (2nd Team)

All-Southern Conference

- 1953 — Vince Perone, G (1st Team)
- 1954 — Webster Williams, G (1st Team)
- 1967 — Robbie Patterson, C (1st Team)
- 1970 — Peyton Barton, OT (1st Team)
- 1972 — Danny Utley, OT (1st Team)
- 1973 — Danny Utley, OT (1st Team)
- 1976 — Jeff Holcomb, OT (1st Team)
- 1977 — Ken Cadle, OT (1st Team)
- 1978 — Rickey Young, C (1st Team)
- Hal Westlake, OT (2nd Team)
- 1979 — Bobby Woods, C (2nd Team)
- 1980 — Charlie Anderson, OT (1st Team)
- Mike Coleman, OG (1st Team)
- Steve Lloyd, OT (2nd Team)
- 1981 — Charlie Anderson, OT (1st Team)
- Steve Lloyd, OT (1st Team)
- Mike Coleman, OG (1st Team)
- 1982 — Briggs Traylor, C (1st Team)
- Mike Coleman, OG (1st Team)
- Bart Heres, OT (2nd Team)
- Hollis Barton, OG (2nd Team)
- 1983 — Paul Johannessen, OT (1st Team)
- Dan Sleet, OG (1st Team)
- 1984 — Gene Reeder, C (2nd Team)

- 1985 — Gene Reeder, C (1st Team)
- 1986 — Alex Albert, OG (1st Team)
- 1987 — Alex Albert, OG (1st Team)
- Fe Cowan, OT (1st Team)
- 1988 — Steve Duggan, C (1st Team)
- Fe Cowan, OT (1st Team)
- Elton Bailey, OG (2nd Team)
- 1989 — David Adams, OG (1st Team)
- Steve Duggan, C (1st Team)
- 1990 — Steve Duggan, C (1st Team)
- Eric Walter, OG (1st Team)
- Kyle Lowery, OT (1st Team)
- 1991 — Eric Walter, OG (1st Team)
- Kyle Lowery, OT (1st Team)
- 1992 — Fred Sturgis, OT (2nd Team)
- 1993 — Brian Fisher, OT (2nd Team)
- 1994 — Brian Fisher, OT (2nd Team)
- 1995 — Brian Fisher, OT (2nd Team)
- 1997 — Mark Foster, C (2nd Team)
- Lee Drake, OT (2nd Team)
- 1999 — Ben Hall, OG (1st Team)
- Josh Moore, OT (1st Team)
- 2000 — Josh Moore, OT (1st Team)
- Marty Priore, OG (1st Team)
- Chris Stewart, C (1st Team)
- Donnie Littlejohn, OT (2nd Team)
- 2001 — Donnie Littlejohn (1st Team)
- Marty Priore, OG (1st Team)
- Chris Stewart, C (1st Team)

Southern Conference Jacobs Blocking Award

- 1980 — Charlie Anderson, OT
- 1981 — Charlie Anderson, OT
- 1982 — Mike Coleman, OG
- 1985 — Gene Reeder, C
- 1990 — Steve Duggan, C
- 1999 — Ben Hall, OG
- 2000 — Josh Moore, OT
- 2001 — Donnie Littlejohn, OT

Donnie Littlejohn headlines list of three Furman All-America offensive linemen and becomes eighth Paladin lineman to win SoCon's Jacobs Blocking Award.

2001 ▼



2000 ▲

Two-time All-Southern Conference selection and All-American Josh Moore signs free agent contract with Philadelphia Eagles



1991 ▲

Eric Walter earns second GTE Academic All-America honor and NCAA Post-Graduate Scholarship.

Ben Hall wins Jacobs Blocking Award, helps Furman whip UNC 28-3.

1999 ▼





FURMAN PALADINS FOOTBALL 2002

Current defensive line coach Allen Edwards earned All-Southern Conference honors three times and was named All-America and league defensive player-of-the-year in 1991.

Counting nose guard Ryan Spencer and defensive tackle LeBryan Sperling's selection in 2001, Furman defensive linemen have been named All-Southern Conference 37 times — more than any other current league school.

In a 24-17 win over Georgia Southern in 2001 NCAA I-AA semifinal playoff action, Furman's defensive front keyed an effort that limited Georgia Southern to 20 plays and 55 total yards in the second half, thereby allowing Furman to erase a 17-3 halftime deficit. The win snapped Georgia Southern's 39-game winning streak and marked the Eagles' first ever home playoff defeat.

Furman defensive linemen have earned Southern Conference Player-of-the-Week honors 16 times.

Furman defensive lines have helped the Paladins capture 11 Southern Conference championships since 1978 — more than any other current league member school.

Due in large measure to the work of Furman defensive fronts, the Paladins have paced the Southern Conference in rushing defense 12 times, scoring defense nine times, and total defense eight times.

Furman defensive lines have played key roles in wins over opponents such as North Carolina (1999), North Carolina State (1976, '84, & '85), Georgia Tech (1983), and South Carolina (1982).

In 1988 Furman's defensive front played a pivotal role in the Paladins becoming the first school in Southern Conference history to claim the NCAA I-AA national championship by limiting opponent Georgia Southern to only 198 total yards in a 17-12 title game win.

FURMAN DEFENSIVE LINEMAN TRADITION

All-America

- 1988 — Kelly Fletcher, DE (1st Team)
- 1989 — Kelly Fletcher, DE (1st Team)
- Chris Roper, DE (1st Team)
- 1991 — Allen Edwards, NG (2nd Team)
- 1997 — Bryan Dailer, DE (1st Team)

All-Southern Conference

- 1966 — George Veal, DT (2nd Team)
- 1967 — George Veal, DT (2nd Team)
- 1968 — George Veal, DT (2nd Team)
- Pat Wiggins, DE (2nd Team)
- 1971 — David Shi, DE (1st Team)
- 1974 — Bill Anderson, DE (1st Team)
- 1977 — Bobby Church, DE (1st Team)
- Frank Moses, NG (2nd Team)
- 1979 — Kevin Morgan, DT (1st Team)
- Jeff Snipes, DE (1st Team)
- 1980 — Jerry Scott, NG (2nd Team)
- 1981 — Felix Andrews, DE (2nd Team)
- 1982 — Troy Phillips, DT (1st Team)
- Ricky Moody, DT (2nd Team)
- 1983 — Troy Phillips, DT (2nd Team)
- 1984 — Kenny Elder, NG (2nd Team)
- 1985 — Eddie Bopp, NG (2nd Team)
- 1986 — Phillip Ferguson, NG (1st Team)
- 1987 — Phillip Ferguson, NG (1st Team)
- Al Peterson, DT (2nd Team)
- 1988 — Kelly Fletcher, DE (1st Team)
- Brian Pitts, DT (2nd Team)
- 1989 — Kelly Fletcher, DE (1st Team)
- Brian Pitts, DT (1st Team)
- Allen Edwards, NG (1st Team)
- 1990 — Allen Edwards, NG (1st Team)
- 1991 — Allen Edwards, NG (1st Team)
- 1992 — Ryan Livezey, DE (1st Team)
- Clint Crocker, DT (2nd Team)
- 1993 — Ryan Livezey, DE (1st Team)
- Mike Hardy, DT (1st Team)
- 1996 — Bryan Dailer, DE (2nd Team)
- 1997 — Bryan Dailer, DE (1st Team)
- 2000 — Ryan Spencer, NG (2nd Team)
- LeBryan Sperling, DT (2nd Team)
- 2001 — Ryan Spencer, NG (2nd Team)
- LeBryan Sperling, DT (2nd Team)

Southern Conference Defensive Player-of-the-Year

- 1989 — Kelly Fletcher, DE
- 1991 — Allen Edwards, NG
- 1997 — Bryan Dailer, DE

Furman led the nation in scoring defense in 1988, yielding only 9.7 points per game as part of the Paladins' 13-2, national championship season.

In 1988, '89, '96, and '97 Paladin defensive lines combined to help Furman lead the Southern Conference in sacks.

In 1997 in the final game of his career, defensive end Bryan Dailer tied a Southern Conference single game record with seven sacks in the Paladins' 43-21 win over Chattanooga.

Furman defensive ends Kelly Fletcher and Bryan Dailer both share the Southern Conference career sacks record (31.5).

Furman defensive linemen have earned All-America honors five times: Bryan Dailer (1997), Allen Edwards (1991), Chris Roper (1989), and Kelly Fletcher (1988 & '89).

Three Paladin defensive linemen have been named Southern Conference Defensive Player-of-the-Year: Bryan Dailer (1997), Allen Edwards (1991), and Kelly Fletcher (1989).

Three Furman defensive linemen have captured GTE Academic All-America honors: Chris Roper (1989), Kelly Fletcher (1988 & '89).

In 1989 defensive end Kelly Fletcher became the first athlete in Furman athletic history to earn athletic and academic All-America honors.

In addition to earning athletic and academic All-America honors, defensive end Chris Roper was awarded post-graduate scholarships by the NCAA, National Association of College Directors of Athletics (NACDA), and the National Football Foundation/Hall-of-Fame. Roper later graduated from Duke University medical school, specializing in nuclear medicine.

Current Furman University President Dr. David Shi earned All-Southern Conference honors in 1971 as a defensive end.



2001 ▲

Furman paces Southern Conference in rushing defense behind solid play of all-conference performer LeBryan Sperling.

Bryan Dailer earns All-America honors and is named Southern Conference Defensive Player-of-the-Year after totaling school record 17.5 sacks.

1997 ▼



1988 ▲

Allen Edwards cracks starting lineup as a freshman and helps Furman win NCAA I-AA title.



1989 ▲

Kelly Fletcher headlines Furman defensive unit that produces six first team All-Southern Conference performers.

FURMAN PALADINS FOOTBALL 2002



Defensive coordinator and linebacker coach Steve Wilson was a four-year letterman as a linebacker at Furman from 1973-76.

In 2001 Furman produced a pair of All-Southern Conference linebackers in Will Bouton and John Thrift. Bouton went on to garner his second straight Southern Conference Defensive Player-of-the-Year citation, as well as All-America accolades prior to signing a free agent contract with the Pittsburgh Steelers.

Of Furman's 27 All-Southern Conference linebacker honorees, 23 have been first team citations — more than any other current league member school.

Since 1975 Furman has produced 21 first team All-Southern Conference linebackers — more than any other current league member school.

Since its inception in 1986, the Southern Conference Defensive Player-of-the-Year award has gone to a Furman linebacker on four occasions: Will Bouton (2000 & '01), Kevin Kendrick (1990), and Jeff Blankenship (1988).

Furman linebackers have earned All-America honors nine times: Will Bouton (2000 & 2001), Orlando Ruff (1998), Kota Suttle (1992), Kevin Kendrick (1990), Jeff Blankenship (1988), Kyle Davis (1985), Rock Hurst (1984), and Bruce Gheesling (1981).

Bruce Gheesling's All-America scroll in 1981 was the last by a Southern Conference player when the league was a member of NCAA I-A. The conference was reclassified to I-AA beginning in 1982.

Furman linebackers have earned Southern Conference Player-of-the-Week honors 30 times.

Marion Martin, who graduated summa cum laude in May of 2000 with a degree in chemistry, was a two-time GTE Academic All-America honoree. The recipient of an \$18,000 National Football Foundation/Hall-of-Fame Scholarship, he enrolled at Stanford in the fall of 2001 to pursue a Ph.D. degree in physical chemis-

FURMAN LINEBACKERS TRADITION

All-America

- 1981 — Bruce Gheesling, LB (NCAA I-A 3rd Team)
- 1984 — Rock Hurst, LB (1st Team)
- 1985 — Kyle Davis, LB (1st Team)
- 1988 — Jeff Blankenship, LB (1st Team)
- 1990 — Kevin Kendrick, LB (1st Team)
- 1992 — Kota Suttle, LB (1st Team)
- 1998 — Orlando Ruff, LB (1st Team)
- 2000 — Will Bouton, LB (1st Team)
- 2001 — Will Bouton, LB (1st Team)

All-Southern Conference

- 1965 — Billy Turner, LB (1st Team)
- 1970 — Chuck Cross, LB (1st Team)
- 1975 — Larry Anderson, LB (1st Team)
- 1976 — Larry Anderson, LB (1st Team)
- 1978 — Ronnie Cox, LB (2nd Team)
- 1979 — Bruce Gheesling, LB (1st Team)
- 1980 — Bruce Gheesling, LB (1st Team)
- 1981 — Bruce Gheesling, LB (1st Team)
- 1982 — Billy Hall, LB (1st Team)
- 1983 — Buck Coatney, LB (1st Team)
- 1984 — Rock Hurst, LB (1st Team)
- 1986 — Darryl Gardner, LB (1st Team)
- 1987 — Darryl Gardner, LB (1st Team)
- Jeff Blankenship, LB (2nd Team)
- 1988 — Jeff Blankenship, LB (1st Team)
- 1989 — Kevin Kendrick, LB (1st Team)
- 1990 — Kevin Kendrick, LB (1st Team)
- 1991 — Kota Suttle, LB (1st Team)
- 1992 — Milan Sterling, LB (1st Team)
- 1993 — Milan Sterling, LB (1st Team)
- 1996 — Orlando Ruff, LB (2nd Team)
- 1997 — Orlando Ruff, LB (1st Team)
- 1998 — Orlando Ruff, LB (1st Team)
- 1999 — Will Bouton, LB (1st Team)
- 2000 — Will Bouton, LB (1st Team)
- 2001 — Will Bouton, LB (1st Team)
- John Thrift, LB (2nd Team)

Southern Conference Defensive Player-of-the-Year

- 1988 — Jeff Blankenship, LB
- 1990 — Kevin Kendrick, LB
- 2000 — Will Bouton, LB
- 2001 — Will Bouton, LB

try.

Orlando Ruff was selected to play in the 1998 Blue-Gray All-Star Game and Aloha Bowl. Ruff later signed a free agent contract with the San Diego Chargers and has been a regular in the Chargers' starting lineup the last two years.

Furman linebackers have played major roles in the Paladins' capturing 11 Southern Conference championships since 1978 — more than any other current league member school.

Furman linebackers have played key roles in significant wins over opponents such as North Carolina (1999), North Carolina State (1976, '84, & '85), Georgia Tech (1983), and South Carolina (1982).

Due in large measure to the work of Furman linebackers, the Paladins have paced the Southern Conference in rushing defense 12 times, scoring defense eight times, and total defense eight times.

In 1988 Furman's linebacking corps, led by consensus All-America and national defensive player-of-the-year Jeff Blankenship's two interceptions, played a huge role in the Paladins becoming the first school in Southern Conference history to claim the NCAA I-AA national championship by limiting opponent Georgia Southern to only 198 total yards in a 17-12 title game win.

Furman led the nation in scoring defense in 1988, yielding only 9.7 points per game as part of the Paladins' 13-2, national championship season.

Furman linebackers have paced the Southern Conference in tackles five times: Jay Thier (1997), Milan Sterling (1993), Kota Suttle (1992), Kevin Kendrick (1990), and Jeff Blankenship (1988).

Five Paladin linebacking greats have been enshrined in Furman's Athletic Hall-of-Fame since 1996: Jeff Blankenship, Bruce Gheesling, Rock Hurst, and Kevin Kendrick.



1998 ▲

Orlando Ruff is named All-America, plays in Aloha Bowl, and signs free agent contract with San Diego Chargers.

Will Bouton is named Southern Conference Defensive Player-of-the-Year and All-America for second consecutive season.

2001 ▼



1988 ▲

All-American Jeff Blankenship headlines the nation's top scoring defense in leading Furman to NCAA I-AA national crown.

Marion Martin earns \$18,000 post-graduate scholarship, pursues Ph.D. at Stanford.

2000 ▼





FURMAN PALADINS FOOTBALL 2002

Current Furman assistant coach Julius Dixon was a two-time All-Southern Conference choice as a cornerback and captain of the Paladins' 1988 NCAA I-AA national championship team.

Furman has produced at least one All-Southern Conference defensive back every year since 1980, including a record three selections in 2001: cornerback Richie Jackson, strong safety Shelvis Smith, and free safety Josh Cooper.

Of Furman's 40 All-Southern Conference defensive back honorees, 25 have been first team selections — more than any other current league member school.

Since 1975 Furman has produced 36 All-Southern Conference defensive backs — more than any other current league member school.

In 1999 free safety John Keith garnered consensus league defensive player-of-the-year and All-America accolades before becoming the first Southern Conference player selected in the 2000 NFL Draft when he was picked in the fourth round by the San Francisco 49ers. Keith holds Furman's school record for longest interception return (99 yards), which he recorded in a 43-21 win over Chattanooga in 1997.

Furman defensive backs have been named Southern Conference Defensive Player-of-the-Week 20 times.

Strong safety Walter Booth was named national defensive player-of-the-week following a three-interception performance in the Paladins' 35-21 win over Appalachian State in 1999.

Furman defensive backs have played significant roles in the Paladins' capturing 11 Southern Conference championships since 1978 — more than any other current league member school.

Furman defensive backs have paced the Southern Conference in interceptions seven times: John

FURMAN DEFENSIVE BACKS TRADITION

All-America

- 1982 — Ernest Gibson, DB (1st Team)
- 1983 — Ernest Gibson, DB (1st Team)
- 1993 — Andre Worrell, DB (3rd Team)
- 1999 — John Keith, DB (1st Team)

All-Southern Conference

- 1965 — Lavern Barrs, DB (2nd Team)
- 1972 — Vince Perone, Jr., DB (1st Team)
- 1973 — Vince Perone, Jr., DB (1st Team)
- 1975 — Mark Gordon, DB (1st Team)
- 1977 — Russell Gambrell, DB (1st Team)
- Beach Foster, DB (2nd Team)
- 1980 — Chris Buono, DB (1st Team)
- 1981 — Jeff Burke, DB (1st Team)
- 1982 — Gib McEachran, DB (1st Team)
- Mark Bridgman, DB (1st Team)
- 1982 — Ernest Gibson, CB (2nd Team)
- 1983 — Mark Bridgman, DB (1st Team)
- Ernest Gibson, CB (1st Team)
- 1984 — Jerome Norris, CB (1st Team)
- 1985 — Steve Squire, FS (1st Team)
- 1986 — Jerome Norris, CB (1st Team)
- Steve Squire, FS (1st Team)
- 1987 — Julius Dixon, CB (2nd Team)
- 1988 — Julius Dixon, CB (1st Team)
- 1989 — Pat Turner, CB (1st Team)
- 1990 — Jason Grant, CB (1st Team)
- Ivan Johnson, FS (1st Team)
- 1991 — Mike Ratcliff, FS (1st Team)
- Taylor Quarles, CB (1st Team)
- 1992 — Andre Worrell, CB (1st Team)
- 1993 — Mark Tate, FS (2nd Team)
- 1994 — Mark Tate, FS (2nd Team)
- 1995 — Jeremy Osborne, FS (2nd Team)
- 1996 — Jeremy Osborne, FS (1st Team)
- Michael McNeil, CB (1st Team)
- 1997 — Jeremy Osborne, FS (1st Team)
- John Keith, SS (2nd Team)
- 1998 — John Keith, SS (2nd Team)
- 1999 — John Keith, FS (1st Team)
- Walter Booth, SS (2nd Team)
- 2000 — Richie Jackson, CB (2nd Team)
- Josh Cooper, FS (2nd Team)
- 2001 — Richie Jackson, CB (2nd Team)
- Josh Cooper, FS (2nd Team)
- Shelvis Smith, SS (2nd Team)

Southern Conference Defensive Player-of-the-Year
1999 — John Keith, FS

Keith (1997), Jerome Norris (1985), Curtis Boyd (1974), Vince Perone, Jr. (1972), Mike Fabian (1971), Lavern Barrs (1964), Tony Carmignani (1961).

Furman defensive backs have earned All-America honors on four occasions: Ernest Gibson (1982 & '83), Andre Worrell (1993), and John Keith (1999).

Furman defensive back Steve Squire earned GTE Academic All-America honors and National Football Foundation/Hall-of-Fame Scholar-Athlete accolades in 1986.

Two Furman defensive backs have received NCAA Post-Graduate Scholarships: Steve Squire (1986) and Ernest Gibson (1983).

Paladin defensive back Ernest Gibson was selected to play in the 1983 Blue-Gray All-Star Game. Later drafted in the sixth round by the New England Patriots, Gibson played six seasons in the NFL and participated in one Super Bowl.

Furman defensive back Vince Perone, Jr., holds the Southern Conference single season interceptions record (10).

Defensive back Ernest Gibson blocked a punt and recovered it in the end zone to help Furman to a 28-23 win over South Carolina in 1982.

John Keith is named Southern Conference Defensive Player-of-the-Year and selected by San Francisco 49ers in fourth round of NFL Draft.

1999 ▼



1983 ▲

All-America and NCAA Post-Graduate Scholar Ernest Gibson begins six-year NFL career with New England Patriots.



1997 ▲

Jeremy Osborne captures third straight All-Southern Conference scroll.


Walter Booth intercepts three passes in 35-21 win over Appalachian State.

1999 ▼





FURMAN FOOTBALL A-Z



*Des Kitchings, WR
Furman 28, North Carolina 3
October 30, 1999*



FURMAN PALADINS FOOTBALL 2002

Academic All-Americans

One of the finest testaments to the overall quality of Furman's football program over the past two decades is the 13 Verizon (formerly GTE) Academic All-America selections the school has produced in a tenure that also includes 11 Southern Conference football titles, a I-AA national championship, and two national runner-up finishes. Furman's 13 Academic All-Americans lead all conference schools and include Marion Martin, LB (1999 & '00), Stuart Rentz, RB (1999), Eric Walter, OG (1990 & '91), Mike Wood, PK (1989), Chris Roper, DE (1989), Kelly Fletcher, DE (1988 & '89), Steve Squire, DB (1986), Brian Jager, RB (1984 & '85), Jeff Holcomb, OT (1976).

In 2000 linebacker Marion Martin earned his second straight Academic All-America selection after a fine season that saw him tally 81 tackles, four tackles-for-loss, two caused fumbles, and an interception as part of the Paladins' 9-3 campaign.

Southern Conference Academic All-Americans

Furman	13
VMI	9
The Citadel	7
East Tennessee State	5
Appalachian State	4
Georgia Southern	4
Western Carolina	3
Wofford	1
Chattanooga	0

All-Americans

Furman has produced 39 All-Americans over the years, including 11 over the last two seasons. That's impressive when considering the school's football program competed at the NCAA Division I level prior to the Southern Conference's football reclassification to I-AA in 1982. Last year a school record six Paladins earned All-America honors, including offensive tackle Donnie Littlejohn, linebacker Will Bouton, tailback Louis Ivory, offensive guard Marty Priore, center Chris Stewart, and return specialist Brian Bratton. Littlejohn was one of only two Southern Conference consensus All-America selections in 2000, earning scrolls from five different organizations: AFCA, Associated Press, Sports Network, Walter Camp, and Football Gazette.

Lyles Alley

Lyles Alley, who garnered fame primarily through his tenure as Furman's head basketball coach (1946-49, '51-66), during which time which he recruited and coached All-Americans Frank Selvy and Darrell Floyd, was a four-sport star athlete and outstanding football running back at Furman in the early 1930s.

In 1931 Alley had a 73-yard touchdown run in a 34-6 win over Richmond as part of a 5-2-2 season; and a year later he starred on Furman's state championship squad that went 8-1 and shut out its last seven opponents, including South Carolina (14-0) and Clemson (7-0). Named second team all-state as a senior, Alley graduated from Furman in 1933 and, following several years in local public schools, where he filled the role of teacher, coach, and principal, he served in the Navy during World War II.

Following the war Alley returned to Furman, where he remained the rest of his career, except for a brief leave of absence in 1950 to complete his master's degree at Columbia University. In 1956 he assumed the role of athletics director, a position he held until his retirement in 1975. Inducted into South Carolina's

Athletic Hall-of-Fame in 1967, Alley was a charter inductee into Furman's Hall-of-Fame in 1981.

Known to his players as "Little Caesar", Alley, a Spartanburg, S.C., native who died in 1990 at the age of 81, once said he preferred to be known and remembered as "Lucky Lyles....because of the people I was associated with and what they did for me."

Charlie Anderson

The only player in Furman football history to win two Southern Conference Jacobs Blocking Awards,

offensive tackle Charlie Anderson enjoyed a brilliant gridiron career, helping Furman to its first conference football championship in 1978, and titles in both 1980 and '81 (when he won his two Jacobs Blocking Awards). A two-time first team all-conference selection, Anderson was awarded an NCAA Post-Graduate Scholarship in 1981 and graduated from Furman the following spring. A 1992 inductee into Furman's Ath-

letic Hall-of-Fame, Anderson is a partner in the law firm of Parnell, Crum, and Anderson in Montgomery, Ala., his hometown.

Attendance

Since the opening of Paladin Stadium in 1981, Furman has consistently ranked among Southern Conference leaders in average home attendance. The program registered an all-time attendance high in 1990 when Furman averaged 15,207 fans over five games as part of the Paladins' conference championship season. Last year the Paladins averaged 10,611 fans over six regular season home dates. The all-time stadium attendance record was set in 1981, when 19,058 fans jammed the new facility to witness Furman's 22-18 win over Appalachian State. There have been eight sellouts over the years, with the most recent coming in 1992, when 16,460 fans filled the stadium for a game against The Citadel. The largest audience to ever watch Furman play football was the 80,508 fans on hand at Clemson's Death Valley for the Tigers' 30-0 win over Furman in 1989.

J.W. "Pinky" Babb

Julius W. "Pinky" Babb, a native of Laurens County and 1939 Furman graduate, spent 39 seasons as Greenwood (S.C.) High School's head football coach and athletics director. A member of the South Carolina Athletic Hall-of-Fame and the Furman Athletic Hall-of-Fame, he was named National Football Coach-of-the-Year in 1975 by the National High School Coaches Association — an organization he helped charter and later served as president. A four-time South Carolina AAAAA Coach-of-the-Year selection, he compiled a 346-81-23 career coaching record and directed Greenwood to nine state championships. At the time of his death in 1983, his victory total was the second highest in America. While at Furman, he

earned three letters as an offensive tackle, and was an all-state selection in 1936 on a state championship Furman squad that posted a 7-2 record and wins over South Carolina and Clemson.

Art Baker

The 17th head football coach in school history, Art Baker is credited with laying the groundwork for the unparalleled success the Furman program has enjoyed over the past quarter century. Named to succeed longtime head coach Bob King in 1973, Baker took Furman from a 2-9 mark in 1972 to a 7-4 record in his inaugural season, for which Furman was recognized as the nation's most improved team. Baker's most significant and lasting contribution to the school's football program, however, was his decision to hire several assistant coaches, who have since played major roles in the success the program has experienced. Among Baker's many quality selections were Dick Sheridan (hired in 1973), Jimmy Satterfield (hired in 1973), and Bobby Johnson (hired in 1976) — all of whom have later served as head coaches of Furman's highly successful program.



Art Baker helped author the football success Furman has enjoyed over the past quarter century

Bell Tower

The Bell Tower stands as the most recognizable landmark on Furman University's campus. The current structure, which overlooks the campus' 30-acre lake, is a replica of the original Florentine tower constructed in 1854 on the former campus in downtown Greenville. It houses a 60-bell carillon, which ranks among the largest in the Southeast.

Jeff Blankenship

Linebacker Jeff Blankenship, one of the most heralded players in Furman football history, earned consensus All-America honors and national defensive player-of-the-year accolades in 1988 after pacing the Paladins to a program best 13-2 record, Southern Conference championship, and NCAA I-AA national title. In Furman's 17-12 win over Georgia Southern in

FURMAN PALADINS FOOTBALL 2002



the national championship game, Blankenship intercepted two passes, including one in the game's final minute to preserve the win. In recording 175 tackles that season (235 when including playoffs), Blankenship headlined a Paladin defense that led the country in scoring defense (9.7 ppg). Named both Southern Conference Player-of-the-Year and Athlete-of-the-Year, Blankenship completed his career as Furman's all-time leading tackler with 483 stops. One of only three players in Furman football history to have his jersey (No. 50) retired, the Irmo, S.C., product was selected to the Southern Conference's 75th Anniversary Football Team in 1995. He was inducted into Furman's Athletic Hall-of-Fame in 1996.

Dr. Francis Bonner

The former English professor and vice-president and provost emeritus was for years the chair of the university's athletic committee and faculty representative to the NCAA. He served for three terms as president of the Southern Conference, one term as an NCAA vice-president, and several terms on the NCAA Executive Committee. A member of the NCAA committee that developed Proposition 48, which established specific academic credentials student-athletes must meet to play, he wrote NCAA manuals for faculty representatives and athletic directors. The Barrett-Bonner Award, presented annually by the Southern Conference to the school with the highest percentage of its student-athletes on the league's academic honor roll, is named for him.

Will Bouton

Will Bouton concluded a brilliant career in 2001 by earning All-America and Southern Conference Defensive Player-of-the-Year honors for a second consecutive year. A Greenville native who starred at Greenville High School before enrolling at Furman in 1998, Bouton proved to be one of the most durable players in Furman football history, earning starts in a school record 50 games (including six playoff con-

tests) and playing a pivotal role in the Paladins posting a 35-15 record, two Southern Conference championships, and a national runner-up finish in his four seasons of play. His performance in the Paladins' four playoff contests in 2001 was nothing short of spectacular as he totaled 47 tackles, 14 tackles-for-loss, six sacks, and a fumble recovery in helping Furman to wins over Western Kentucky, Lehigh, and Georgia Southern before a loss to Montana in national championship game. His four sacks in the Paladins' 34-17 win over Lehigh represented a school playoff game record.

Bouton, who finished his career ranked fifth on Furman's all-time tackle chart with 445 stops, signed a free agent contract with the Pittsburgh Steelers in April of 2001. He was named Furman Male Athlete-of-the-Year (along with soccer standout John Barry Nusum) in May.

Luther Broughton

Luther Broughton, an All-America tight end and Furman career leader in receptions (123), was picked in the fifth round of the 1997 NFL Draft by the Philadelphia Eagles.

A product of Huger, S.C., and tiny Cainhoys High School, Broughton earned All-Southern Conference honors three times in a brilliant four year career (1993-96), and was a second team All-America selection in 1996 following a senior season that saw him catch 40 passes for 489 yards and three touchdowns. Of many stellar performances in 1996, he reserved his best against arch-rival The Citadel, against whom he caught six passes for 70 yards and two touchdowns, while also returning a kickoff 86 yards to set up another score in a 35-25 Furman win.

Broughton spent the 1998 season with the Carolina Panthers before being traded back to Philadelphia, where in 1999 & 2000 he caught 38 passes for 399 yards and four touchdowns. Re-signed by the Panthers prior to the 2001 season, he recently inked a two-year contract with the Chicago Bears.



A current member of the Chicago Bears, Luther Broughton is Furman's all-time receptions leader.

Andrew Burr

Andrew Burr holds the distinction of being the only athlete in Southern Conference history to lead the league in scoring in two different sports in consecutive years. Better known for his skill on the soccer field, where as a member of Furman's program from 1987-90 he was a three-time all-conference, two-time All-South, and 1990 Southern Conference Player-of-the-Year selection, Burr led the league in scoring in 1990 with 40 points (19 goals, 2 assists). A year later, in his only season as a member of Furman's football team, the Atlanta, Ga., native converted 14-of-16 field goals and 45-of-46 PATs to lead the league in scoring with 87 points, and earn consensus first team all-conference honors. He was inducted into Furman's Athletic Hall-of-Fame in 1997.

George Bush

The 40th President of the United States (1988-92), George Bush, on a visit to Columbia, S.C., on Feb. 15, 1989, met with Furman University's 1988 national championship football team. Honored that day in a joint session of the South Carolina Legislature, the Furman squad presented President Bush a championship game ball and national championship jacket. Also on hand for the ceremony were South Carolina Governor Carroll Campbell and United States Senator Strom Thurmond.

Campus

Considered by many to be among the most beautiful in the nation, Furman's 750-acre campus, located just north of Greenville, lies within sight of the Blue Ridge Mountains and includes a 30-acre lake, an 18-hole golf course, 40 major buildings, a rose garden, and a Japanese garden. It has served as Furman's home since 1958, when the school moved from its old campus in downtown Greenville. The current campus is the fifth home of Furman University, which was established in 1826 in Edgefield, South Carolina.



Will Bouton, a two-time All-America linebacker and Southern Conference Defensive Player-of-the-Year, tallied a school playoff record four sacks in the Paladins' 34-17 win over Lehigh in 2001 NCAA I-AA quarterfinal action.



FURMAN PALADINS FOOTBALL 2002

Championships

Since fielding its first football squad in 1889, Furman has won 20 football championships, including eight state titles, 11 Southern Conference championships, and one national crown. The Paladins captured state titles in 1920, '21, '24, '25, '26, '27, '32, and '36, and Southern Conference championships in 1978, '80, '81, '82, '83, '85, '88, '89, '90, '99, and '01. Furman won the 1988 NCAA I-AA national championship by defeating Georgia Southern, 17-12, on Dec. 17 in Pocatello, Idaho. Furman's 11 conference championships are the most by any school in league history.

Southern Conference Championships

Furman	11
Georgia Southern	6
VMI	6
Appalachian State	5
Chattanooga	4
The Citadel	2
East Tennessee State	0
Western Carolina	0
Wofford	0

ankle after being thrown into Furman's lake his freshman year as part of a birthday celebration. The following year, however, he took over the starting quarterback job and helped lead Furman to a school best 13-2

record, conference championship, and 1988 NCAA I-AA National championship. Over the next two seasons, the strong-armed DeBusk posted sensational numbers in helping the Paladins to three straight league crowns. As a senior in 1990, he was named Southern Conference Offensive Player-of-the-Year, as well as state offensive player-of-the-year.

The holder of a number of school records, including season passing yards (2,035) and career

total offense (5,640), DeBusk directed Furman to a 31-6 record during his tenure as a starter. In his four seasons with the Paladin program, Furman went 41-12. After serving two seasons as a graduate assistant at his alma mater, DeBusk accepted his first full-time coaching assignment at Chattanooga, where worked for four years prior to accepting the head coaching position at Tusculum College in his hometown in 1998.

Norwood Cleveland

Norwood Cleveland was an ardent Furman football fan who achieved lasting fame when in 1926 he wagered with friends that if Furman's football team (known then as the Hurricane) defeated the University of Georgia, he would walk from Athens, Ga., to Greenville. Proving that he was no gambler but a man of his word, Cleveland, following Furman's 14-7 win over Georgia on Oct. 16, began his journey, and four days later arrived in Greenville, where he was greeted by the Furman University band. Cleveland's mistake was to bet against one of the finest teams in school history — one that went on to post an 8-1-1 record, including five shutouts and victories over North Carolina State, Wake Forest, South Carolina, and Clemson.

Colors

The origin of Furman's school colors can be traced to the early 1890s when, at an alumni meeting headed up by James Andrews Tate of York, S.C., it was officially decided that royal purple and white would serve as school colors. Since then, Furman football teams have been known by nicknames Purple Fighters, Purple Hurricane and, most recently, Purple Paladins — all of which have proudly boasted the school's most recognizable color.

Commissioner's Cup

Awarded annually since 1970 to the Southern Conference school fielding the league's best all-around men's sports program, the Commissioner's Cup has been awarded to Furman once — that coming in 1991, when the Paladin men won regular season championships in soccer, basketball, golf, and tennis, and league tournament titles in soccer, tennis, and baseball.

Frankie DeBusk

The first quarterback in league history to lead his team to a national championship, Frankie DeBusk ranks as one of Furman's all-time football greats.

A product of Greeneville, Tenn., DeBusk gained the first of many headlines when he sustained a broken

Furman as the second most successful NCAA I-AA program in the nation in the 1980s.

Family

Very few coaching staffs can claim to be as close and know the school at which they work better than Furman's. That's because the Paladins' entire coaching staff, with the exception of wide receivers coach Drew Cronin and defensive backs coach Jeff Farrington, is composed of Furman graduates who enjoyed fine playing careers for the purple and white before entering the coaching ranks.

Furman's staff includes defensive ends coach Julius Dixon '90, defensive line coach Allen Edwards '92, tight ends coach Ben Hall '00, offensive line coach Clay Hendrix '86, head coach Bobby Lamb '86, running backs coach Tim Sorrells '81, and defensive coordinator/linebackers coach Steve Wilson '77.

All told, the Paladins' current coaching staff sports 72 years of collective coaching service at Furman and, counting playing tenures, has combined for 100 seasons of experience at the university.

Kelly Fletcher

Kelly Fletcher became the first player in Furman football history to earn athletic and academic All-America honors, when he garnered consensus All-America accolades, as well as Academic All-America laurels in 1989. Fletcher's citations followed a brilliant senior season that saw him establish new school single season (16.0) and career (31.5) quarterback sack marks on a defense that posted a Furman season record 39 quarterback sacks. Named Southern Conference Defensive Player-of-the-Year and Furman Athlete-of-the-Year in 1989 after helping the Paladins to a 12-2 record and league championship, Fletcher, a product of Dalton, Ga., graduated cum laude in 1990 with a degree in accounting. He was inducted into Furman's Athletic Hall-of-Fame in 1996.

"Football For Fun Bunch"

The "Football For Fun Bunch" was the phrase coined to describe Furman's football program in the mid-1960s after the school's Board of Trustees, in 1964, voted to reduce scholarship support to a need-only basis. As expected, the result was poor performance on the field as the Paladins, from 1965-69, posted a 14-34-2 record. Following a humiliating 77-14 loss to Davidson in 1969, in a game that saw the Wildcats score an opponent record 49 points in the second quarter and then convert an onside kick to start the second half, support for Furman's football program was soon restored, and the Paladins bounced back with an 8-3 record in 1970 under head coach Bob King.

Football History

Furman holds the distinction of being the only school of higher learning in South Carolina to take part in the first intercollegiate football and basketball games played in the state. Furman football got its start in 1889 when a group of students traveled to Spartanburg, S.C., to play Wofford on Dec. 14. Wofford defeated Furman 5-1 in a game that featured "no uniforms for its players, no positions, and rules formulated before the game." Two years later, in 1891, the school recorded



Furman went 31-6 and won three league championships with Frankie DeBusk in the starting lineup.

Decade of Dominance

To Paladin football fans the 1980s will always be remembered as the "Decade of Dominance" for Furman football. In winning outright or sharing seven Southern Conference championships from 1980-89, Furman fashioned one of the most dominant — if not the most dominant — decades of football supremacy ever witnessed in conference history. In a span of time that featured two head coaches, Dick Sheridan and Jimmy Satterfield, Furman rolled up a 95-25-4 record (.780 winning percentage) — a mark that ranked

FURMAN PALADINS FOOTBALL 2002



its first win on the gridiron with a 12-0 victory over Wofford in Spartanburg. In 97 seasons of competition since its humble but historic origins, Furman has posted a 500-387-38 record on the football field.

Chas Fox

Chas Fox, who until 1996 stood as Furman's all-time leading receiver, caught 106 passes for 2,045 yards and a Southern Conference record 26 touchdown passes during his career (1982-85). A native of Rapid City, S.D., he would have completed his tenure with even better numbers had he not sustained a season ending knee injury midway through the 1985 season. In addition to his outstanding record as a receiver, Fox was also a fine punt returner, who still holds the school record for most punt returns in a career (106). Also a fine track performer, he was selected by the Kansas City Chiefs in the fourth round of the 1986 draft, and was inducted into Furman's Athletic Hall-of-Fame in 1994.

Ernest Gibson

A two-time Kodak All-America selection as a defensive back in 1982 and '83, Ernest Gibson played a key role in leading Furman to an impressive string of four straight Southern Conference championships from 1980-83. As a junior in 1982, he blocked a punt and recovered it in the end zone to spark the Paladins to a 28-23 upset win over South Carolina. A Jacksonville, Fla., native, he racked up 12 interceptions in his career and was awarded an NCAA Post-Graduate Scholarship in 1983 prior to being selected by the New England Patriots in the sixth round of the 1984 draft. Gibson's tenure in the NFL included five seasons (1984-88) with the Patriots and one with the Miami Dolphins (1989). He was inducted into Furman's Athletic Hall-of-Fame in 1990.

Graduation Rates

A point of pride for Furman football is the program's high graduation rates, which have consistently ranked near the top of the Southern Conference, and among the nation's best over the past several years. In the most recent reporting year (2001) for graduation rates, Furman graduated 67 percent of its football players, 73 percent of its student-athletes, and 74 percent of all students. In the 1990s, only two players who exhausted their football eligibility did not receive degrees.

Source: 2001 NCAA Division I Graduation Rates Report

The Greenville News

The Greenville News, the third largest daily newspaper in South Carolina with a weekday circulation of 100,000 and Sunday circulation of 135,000, is Furman University's hometown newspaper and the second largest hometown daily newspaper of any Southern Conference football-playing institution.

"House of Magic"

The "House of Magic" is the nickname given to the 1935 Furman football team because of its offensive prowess. Coached by A.P. "Dizzy" McLeod, the Purple



Ernest Gibson was a two-time All-America selection and NCAA Post-Graduate Scholarship recipient.

Hurricane (as Furman was known then) went 8-1, shut out six opponents, and outscored its opposition 232-44. Furman's noteworthy victims that year included Wake Forest, South Carolina, and Clemson, and among the Hurricane's star players were Jacobs Blocking Award winning guard Jack Shivers, tackles Trask McCarron and Drayton "Daddy" Dorn, end Bob King, and backs Hubert Blair and June Scott.

Rock Hurst

Rock Hurst, a 2001 inductee into Furman's Athletic Hall-of-Fame, was one of Furman's finest two-sport athletes in the 1980s. In football he garnered four letters and was a two-year starter at linebacker, where he earned Kodak All-America honors in 1984 after tallying a team high 160 tackles. A member of three Southern Conference championship teams, Hurst fin-

ished his career with 338 stops. In baseball, his other sport, Hurst was a two-time All-Southern Conference catcher, who batted .340, swatted 31 home runs, and drove in 116 runs in his career. His .616 career slugging percentage still stands as a school record. Named 1985 Southern Conference Athlete-of-the-Year, Hurst, a native of Knoxville, Tenn., was drafted by the Cleveland Indians organization, with whom he played for two seasons.

Interceptions

Furman set a school record with 28 interceptions in 1986. Leading the way that year with five interceptions was cornerback Jerome Norris, who would go on to finish his career with 15 pickoffs (18 if including playoffs). The Furman single season record for interceptions is 10, set by Vince Perone, Jr., in 1974. Perone also holds Furman's career interceptions mark (16). In 2001 All-Southern Conference cornerback Richie Jackson came within one pickoff of matching Perone's all-time standard, finishing with 15 interceptions.

Louis Ivory

Louis Ivory fashioned one of the greatest careers in Furman and Southern Conference football history and, in the process, garnered wide acclaim for Paladin football.

A lightly recruited fullback out of Fort Valley, Ga., Ivory battled injuries as a freshman in 1998 but still managed to distinguish himself as a fullback, rushing for 406 yards, including a 161-yard, two-touchdown performance in a win over South Carolina State.

That was only a preview of what was to come. As a sophomore, he made the switch to tailback and blossomed, rushing for 1,376 yards and 14 touchdowns in helping the Paladins to a 9-3 record, conference championship, and NCAA I-AA playoff appearance. Included in his 1999 campaign was a 34-carry, 177-yard performance in the Paladins' 28-3 triumph over North Carolina.



Louis Ivory reached the end zone a school record 53 times and rushed for 5,353 yards in his career — the most of any player in Furman history.



FURMAN PALADINS FOOTBALL 2002

In 2000 Ivory established himself as the top running back in NCAA I-AA by rushing for a Southern Conference record (and nation leading) 2,079 yards and 16 touchdowns. Highlighting his work were a stout 7.3 yards per carry average and five 200-yard rushing performances, including a league single game record 301-yard, three-touchdown display in the Paladins' 45-10 rout of then top-ranked Georgia Southern in Greenville.

Propelled by that performance, Ivory claimed league offensive player-of-the-year and consensus All-America honors. Most important of all, however, was his selection as Walter Payton Award recipient as the top offensive player in the country. Presented the trophy in ceremonies at New York's famed Downtown Athletic Club, he went on to garner Greenville Touchdown Club state player-of-the-year, Furman Athlete-of-the-Year, and South Carolina Athletic Hall-of-Fame Male Amateur Athlete-of-the-Year accolades. On Jan. 23, 2001, South Carolina governor Jim Hodges, with Ivory at his side, signed a declaration declaring it "Louis Ivory Day" in South Carolina.

As a senior Ivory played a pivotal role in leading the Paladins to a 12-3 record, league championship, and national runner-up finish despite sustaining a knee injury in the a 24-20 first round playoff win over Western Kentucky. In claiming his second straight conference rushing and scoring titles (thereby edging out Georgia Southern great Adrian Peterson), he totaled 1,492 yards and a school record 19 touchdowns to finish his career as Furman's all-time leading rusher (5,353 yards) and scorer (318 points). In addition he tallied 28 100-yard rushing performances (31 counting playoffs), garnered his second league offensive player-of-the-year and All-America scroll, and became only the third player in school history to have his jersey (No. 34 retired).

Jacobs Blocking Award

The Jacobs Blocking Award, presented annually by the Jacobs family of Clinton, S.C., to the outstanding blocker in South Carolina and the Southern Conference (as well as the ACC and SEC), has earned a near-permanent residence in Furman's trophy case over the years due to the number of times Paladin standouts have captured the prestigious award.

Last year offensive tackle Donnie Littlejohn became the third straight — and 17th Paladin overall — to garner the honor, succeeding former teammates Josh Moore (2000) and Ben Hall (1999). Furman winners of the Southern Conference honor include Donnie Littlejohn, OT (2001), Josh Moore, OT (2000), Ben Hall, OG (1999), Steve Duggan, C (1990), Kennet Goldsmith, FB (1988), Gene Reeder, C (1985), Dennis Williams, FB (1984), Mike Coleman, OG (1982), Charlie Anderson, OT (1980 & '81), and Brette Simmons, TE (1978). Recipients of the state Jacobs Blocking Award have been Steve Duggan, C (1989), Jim Piner, FB (1951), Gates Barker, OL (1940), Jack Shivers, OG (1935), Bill Hutt, FB (1933), and E.L. Griffin, OL (1932).

Southern Conference Jacobs Blocking Award Recipients

Furman	11
VMI	5
Appalachian State	5
Georgia Southern	3
Chattanooga	1
The Citadel	0
East Tennessee State	0
Western Carolina	0
Wofford	0

Stanford Jennings

One of the greatest football players in Furman history, tailback Stanford Jennings, a product of Summerville, S.C., starred on four Southern Conference championship teams from 1980-83 and is the only player in conference history to earn league offensive player-of-the-year honors three times. Although his school record career rushing totals of 3,868 yards and 39 touchdowns have since been eclipsed, it must be noted that Jennings, because of Furman's impressive success as a team during his tenure (36-9-2 overall, 24-3-1 vs. SoCon), was often on the bench cooling down in the fourth quarter of many games. Still, the fleet-footed Paladin standout managed to post twenty 100-yard rushing performances in his career, including a 22-carry, 168-yard outing in Furman's 17-14 win over Georgia Tech in 1983.

One of only three players in Furman football history to have his jersey (No. 27) retired, Jennings was selected in the third round of the 1984 NFL Draft by the Cincinnati Bengals, with whom he enjoyed a fine nine-year professional career. In Super Bowl XXIII against the San Francisco 49ers in 1989, Jennings returned a kickoff 90 yards for a touchdown, but the Bengals, who were coached at the time by another Furman alumnus, Sam Wyche '66, couldn't hold off the Joe Montana-led 49ers.

In recognition of his outstanding football career, Jennings was inducted into Furman's Athletic Hall-of-Fame in 1990.

Dr. John Johns

Furman University's ninth president (1976-94) and a 1947 graduate who was renown for his "FU All The Time" cheer, which he delivered at the request of the school's students at each home football game, Dr. John E. Johns presided over Furman's athletic program during one of its most successful eras, with the Paladins registering 49 titles during his tenure as president. Furman's football program, meanwhile, enjoyed its greatest success and captured an NCAA I-AA national championship (1988) while Johns occupied Furman's top post, and in 1981 Paladin Stadium was constructed. In addition, the school's women's sports program expanded and, by the end of his presidency, was recognized as the best in the Southern Conference. Johns, who retired as president in 1994, was

inducted into Furman's Athletic Hall-of-Fame later that year.

Bobby Johnson

Bobby Johnson, who left Furman for Vanderbilt in December of 2001 following eight seasons as head coach, served the Paladin program for 24 years, during which time he played a critical role in some of the greatest success Furman's football program has ever

experienced.

A native of Columbia, S.C., Johnson was lured to Furman in 1976 by then-head coach Art Baker to coach the Paladin defensive backs, and two years later he helped direct Furman to its first Southern Conference football championship under head coach Dick Sheridan, another Baker disciple.



Bobby Johnson spent 24 seasons at Furman and played a key role in the Paladins' impressive success.

After leaving the Paladin program in 1980 to serve as an academic counselor at Clemson, Johnson returned a year later and in 1983 added the title of defensive coordinator, a position he held for the next 10 years. During that span, and in particular from 1988-90, Furman's defenses, under Johnson's direction, paved the way for the program's tremendous success, including a 1988 NCAA I-AA national championship. All told, Furman posted a 91-31-3 record during Johnson's tenure as defensive coordinator.

In 1993 Johnson left Furman to assume the defensive coordinator's post at Clemson, but a year later he returned to take over a program he had faithfully served for so long. Following a 3-8 inaugural campaign, he directed the Paladins to a 57-28 slate over the next seven seasons, helping Furman to three league championships and a 12-3, national runner-up finish in 2001, for which he was named NCAA I-AA National Coach-of-the-Year by the American Football Coaches Association.

John Keith

A major catalyst behind Furman's Southern Conference title run in 1999 that included a 28-3 win over North Carolina, John Keith reaped numerous awards for his brilliant play, including league defensive player-of-the-year and consensus All-America honors.

A strong safety his first three seasons as a Paladin, Keith made the move to free safety as a senior and responded by totaling 116 tackles and three interceptions to finish his career with 304 stops and 11 pickoffs. Nicknamed "The Missile" for his explosive, "declearing" tackling ability, he became the first conference player taken in the 2000 NFL Draft and the

FURMAN PALADINS FOOTBALL 2002



highest Furman draft pick since 1984 when he was selected by the San Francisco 49ers in the fourth round (108th selection overall). In his rookie year, Keith used a strong preseason to work his way into the starting lineup, where he tallied 18 tackles, a sack, and an interception in six games before sustaining a broken arm in an overtime loss to the Raiders. Last year he fashioned an outstanding preseason only to sustain a season ending knee injury on the opening kickoff of the first game.

A native of Newnan, Ga., and 1999-00 Furman Male Athlete-of-the-Year honoree, Keith set a school record for longest interception return when he stepped in front of a pass and scampered 99 yards for a touchdown in a 43-21 win over Chattanooga during the 1997 season.

Bob King

Bob King, who as a Furman athlete in the 1930s had no peer, and who later served as the school's head football coach longer than anyone else, stands as a giant in the pantheon of Paladin athletic greats.

A native of oil-rich Ranger, Texas, King came to Furman in 1934 after hitchhiking 100 miles to Fort Worth and spending two nights on a succession of freight trains. Once on campus, he quickly made a name for himself starring as an end on teams that beat both Clemson and South Carolina twice in his three seasons of play. Described by Clemson coach Frank Howard as "the greatest college end I ever saw," King earned all-state honors three times, and in 1936 became the first player in Furman history to garner All-Southern Conference accolades. In addition, he was an outstanding center and forward in basketball, and set the state record in the shot put and discus.

Described by the *Bonhomie* as "a well-rounded specimen of humanity," King graduated cum laude from Furman in 1937. Shortly thereafter, he served as an assistant coach under Furman's A.P. "Dizzy" McLeod for five years before joining the Navy during World War II. Following the war, he returned to coaching as an assistant at the University of Illinois, where he remained for 12 years.

King returned to Furman in 1958 as head football coach, and held the post for 15 years while compiling most of a 60-88-4 record during a period in which Furman's football program was primarily supported on the basis of a player's proven financial need — a philosophy that severely handicapped recruiting and competitiveness. Nevertheless, King remained unbeaten, and in 1970 was named Southern Conference Coach-of-the-Year after directing the Paladins to an 8-3 mark.

Furman president Dr. David Shi, who played football under King from 1970-72, said: "Bob King was much more than a coach to us. He was a wise counselor, a caring friend, a surrogate father. He was a man of the old stamp who believed in hard hitting, strenuous effort, fair play, team spirit, and school loyalty. There was a nobility to his character, a quiet dignity of soul and moral gravity that ballasted his relentlessly optimistic personality. How inspiring it was to have him lead us in the Furman fight song as we headed to Sirrine Stadium. How energizing it was to hear him begin summer practices at daybreak by pointing up to Paris Mountain and shouting to us, 'God Almighty, boys, what a day!' No one loved Furman more than Bob King. No one better understood the

meaning of the scholar-athlete."

Des Kitchings

One of the fastest players to ever put on a Furman uniform, Des Kitchings, from Wagener, S.C., utilized his outstanding speed to terrorize opponents in a myriad of ways in his four seasons as a Paladin.

As a senior in 1999, Kitchings caught 43 passes for 828 yards and five touchdowns while also running 28 times for 335 yards and four touchdowns, averaging an outstanding 12.0 yards per rush. In addition, he established himself as one of the premier kickoff return specialists in the country, averaging 35.1 yards on 15 returns, three of which he ran back for scores. Although he posted many outstanding performances, his finest may have come in Furman's 28-3 win over North Carolina in 1999 when he caught seven passes for 169 yards and two touchdowns. In an earlier 52-6 rout of William & Mary, he became the first wide receiver in Furman history to rush for 100 yards when he ran five times for 117 yards and two scores.

A consensus All-Southern Conference selection as a receiver and return specialist who also earned All-America honors as a return man, Kitchings scored 22 touchdowns in four seasons and finished his career with 112 receptions for 1,808 yards and 11 scores. He also set a new Southern Conference record for career kickoff return average (29.3) on 33 attempts.

In 2000 he was selected by the Kansas City Chiefs in the seventh round of the NFL Draft and near season's end was signed off the Chiefs' practice roster by the New York Jets. Late in the 2001 season he was picked up by the Indianapolis Colts.

Bobby Lamb

Bobby Lamb, a native of Commerce, Ga., and son of a highly successful high school coach, fulfilled a life-long dream in December of 2001 when he was named head coach of a Furman program that he first starred in as a player before later serving as an assistant coach.

A four-year letterman and two-year starter, Lamb



Bobby Lamb engineered Furman to a win over Georgia Tech and a pair of triumphs over N.C. State in his career.

burst onto the scene in 1983 following a brilliant prep career when he helped Furman to a 17-14 upset win over Georgia Tech in Atlanta. A year later he moved into the starting lineup, and in 1985 directed Furman to a 12-2 record and Southern Conference championship while leading NCAA I-AA in passing efficiency. Of his many outstanding performances, one of the best came in the Paladins' 42-20 victory over North Carolina State in 1985, when he passed for 167 yards and four touchdowns.

Lamb, who still holds 11 school records, including most touchdown passes in a season (19) and career (41), was named 1985 Southern Conference Player-of-the-Year, as well as South Carolina Amateur Athlete-of-the-Year and Carolinas Athlete-of-the-Year.

Beginning in 1987, he served as an assistant on the Paladin staff, coaching the team's quarterbacks while also coordinating the Paladin passing game. In that capacity he oversaw the development of outstanding all-conference quarterbacks, including Frankie DeBusk, Braniff Bonaventure, Justin Hill, and, most recently, Billy Napier.

In his now 20-year Furman tenure, Lamb has played an integral role in nine of the Paladins' 11 Southern Conference championships, 1988 national title, and national runner-up finishes in 1985 and 2001.

Logos

Furman's football team and athletics program are represented by the diamond "F", which was first employed in 1973 and is still used on the school's football helmets. The creation of former Furman head coach and athletics director Dick Sheridan, who at the time was a young assistant on head coach Art Baker's staff, the diamond has been copied (and letters changed) by numerous high school football teams in South Carolina and Georgia, often times by former Furman players now in the coaching ranks.

Mascots & Nicknames

Furman University's official athletic mascot is a knight on a horse and the school's intercollegiate athletic teams are nicknamed "Paladins." Prior to 1961 this was not the case as the baseball team was known as the "Hornets," the football team the "Hurricane," and the basketball team the "Paladins." First used by a Greenville sportswriter in the 1930s to describe Furman's basketball team, "Paladins" became the official nickname of all of the school's intercollegiate athletic teams following a vote of the student body on September 15, 1961.

A "Paladin" is defined in the American Heritage College Dictionary as a "paragon of chivalry; a heroic champion; a strong supporter or defender of a cause; and any of the 12 peers of French emperor Charlemagne's court." While the same dictionary does not specifically describe a knight as a Paladin or vice-versa, the knight's definition of "a defender, champion, or zealous upholder of a cause or principle" closely resembles the aforementioned definition of a Paladin.

While history reveals that knights and Paladins were not always mounted men-at-arms, the modern image of a knight has no doubt played a role in the development of Furman's mascot as a knight on a horse.

The horse that currently serves as Furman's mount is Sterling, owned by Dave Hanson of Palmetto, Ga.



FURMAN PALADINS FOOTBALL 2002

A.P. "Dizzy" McLeod

A.P. "Dizzy" McLeod was an outstanding football player for Furman in the early 1920s who achieved lasting fame a decade later when, as head coach of Furman's football program, he directed the Hurricane (as Furman was known then) to several wins over Clemson and South Carolina.

A two-time all-state selection as a back, McLeod played on a pair of Furman state championship teams in 1920 and 1921, and served as team captain in 1922. As a sophomore, he starred on a Furman squad that defeated Clemson, 14-0, for the school's first win over the Tigers in football.

Following graduation in 1922, he accepted his first coaching assignment as an assistant on the staff of his former head coach, W.L. Laval. In 1928, McLeod assumed the position of head basketball coach and, over the next five seasons, directed Furman to a 69-17 record — the winningest mark ever recorded by a Paladin basketball coach. Later, after taking over the football head coaching reins in 1932, McLeod directed several outstanding Furman squads, including the 1935 "House of Magic" team that went 8-1 and outscored its opposition 232-44. McLeod's 1936 team posted a 7-2 mark and claimed the last of Furman's eight state championships with a 12-0 win over Clemson — a decision that still stands as the school's last victory over the Tigers in football.

The first person to receive the school's prestigious Bell Tower Award (1968), McLeod, who retired from coaching following the 1942 season, for years was a citrus grower in and around Silver Springs and Ocala, Fla. A charter inductee in Furman's Athletic Hall-of-Fame, he is also a member of South Carolina's Athletic Hall-of-Fame. McLeod passed away in 1992 at the age of 88.

McAlister Award

Inaugurated in 1980, the D.S. McAlister Award is given annually to the Southern Conference school which is judged to have exhibited the highest degree of sportsmanship in the conduct of its athletic program. Since its inception, Furman has been the recipient of the honor four times, with the most recent occasion coming for the 1996-97 school year.

National Championships

Furman has captured two national championships in its sports history, with the first coming in 1976 when the school's women's golf team, featuring future LPGA stars Betsy King, Beth Daniel, and Sherri Turner, won the AIAW national title. In 1988, Furman claimed its second national title when the football team knocked off Georgia Southern 17-12 in Pocatello, Idaho, to cap a school-best 13-2 season.

National Rankings

After being reclassified (along with the rest of the Southern Conference) from NCAA I-A to I-AA in 1982, Furman has been a fixture in NCAA I-AA national rankings over the last 20 seasons, earning Top 25 rankings for 190 weeks during that span. All told, the Paladins have been ranked No. 1 for seven weeks, including twice in 1984, four times in 1989 and, most

recently, once in 1990. After dropping out of the national rankings early in the 1992 season, Furman returned to the polls in 1996, showing up in the pre-season (19th) and advancing into the Top 10 (9th) by season's end. Over the last three seasons the Paladins have been ranked in the nation's Top 25 a total of 42 weeks, and last year finished second following a 12-3 season that included a national runner-up finish.



Furman has been a near permanent fixture in the NCAA I-AA polls over the past 20 seasons.

National Records

Furman's football program currently holds one NCAA I-AA national record. Set in 1984, it is a team record for fewest punt returns allowed in a season. That year the Paladins surrendered only seven punt returns (for eight yards) in 11 games. Two other national standards set by former Paladin quarterback Braniff Bonaventure were eclipsed in 1999. Bonaventure's two records included season and career marks for consecutive pass attempts without an interception. As a senior, Bonaventure, over a span of nine games, attempted 202 passes before throwing an interception. Going back to the final game of the 1995 campaign, Bonaventure's streak for consecutive attempts without a pickoff covered 215 passes.

NCAA I-AA

Furman has been a member of the NCAA's I-AA football division since the Southern Conference was reclassified from an NCAA I-A football playing league to I-AA in 1982. A special division that exists only in football (Furman competes at the I-A level in every other sport), NCAA I-AA has a limit of 63 scholarships for member schools, while the limit for NCAA I-A schools is 85. The NCAA's latest figures indicate there are well over 100 institutions competing in football in NCAA I-AA. In addition to several independents, the leagues that help comprise I-AA include the Southern, Ohio Valley, Ivy, Patriot, Pioneer, Atlantic 10, Mid-Eastern, Gateway, Southwestern, Big Sky, Metro Atlantic, and Southland Conferences.

Night Games

In addition to having played in the first collegiate football and basketball games in South Carolina history, Furman also participated in the first night football game ever played in the state. It occurred on Sept. 21, 1929, when Furman defeated Erskine 19-6 in front of a Manly Field crowd of 5,000. Several years later, on Oct. 11, 1958, Furman played an historic night game in Tuscaloosa, Ala., where it dropped a 29-6 decision to the Crimson Tide. The significance of the contest was that it marked the first win for new Alabama head coach Paul "Bear" Bryant. On Sept. 14, 1991, Furman played its first night game in Paladin Stadium history (and first night contest since 1978), when it downed Liberty, 31-7.

Paladins In The Pros

When All-America linebacker Will Bouton and tight end Trent Sansbury signed free agent contracts with the Pittsburgh Steelers and Cincinnati Bengals, respectively, in the spring of 2002, they joined five other Paladins on NFL rosters: Josh Moore '00 (Philadelphia Eagles), Desmond Kitchings '00 (Indianapolis Colts), John Keith '00 (San Francisco 49ers), Orlando Ruff '99 (San Diego Chargers), and Luther Broughton '97 (Chicago Bears). Three other former Paladins — placekicker Jason Wells '00 (San Jose Sabercats), defensive tackle B.J. Pate '99 (Carolina Rhinos), and wide receiver Jody Wade '99 (Carolina Rhinos) — are playing professionally in arena football leagues.

Paladin Stadium

Furman's Paladin Stadium, located on the school's picturesque campus, opened in 1981 to replace Greenville's Sistine Stadium, which had served as the home of Furman football since 1936. Constructed with an original seating capacity of 13,200, the stadium was expanded to 16,000 seats prior to the 1985 season. Furman, which currently owns an eight-game home winning streak and 13-game conference winning streak in Paladin Stadium, has posted a 106-28-1 record (.789) and claimed nine Southern Conference championships, as well as the 1988 NCAA I-AA national championship, since moving into the beautiful facility that sports one of the Southeast's finest playing surfaces.

Walter Payton Award

Named for former Chicago Bears great and the NFL's all-time leading rusher, the Walter Payton Award, presented annually since 1990 to the top offensive player in NCAA I-AA football by The Sports Network, has been claimed by three Southern Conference players since its inception. In 2000 Furman tailback Louis Ivory was accorded the honor in ceremonies at New York's famed Downtown Athletic Club. Ivory, who captured a clear majority of votes for the award, made his case for the honor after leading the nation in rushing in 2000, running for a Southern Conference season record (and nation best) 2,079 yards and 16 touchdowns, including another league record 301-yard, three-touchdown effort in the Paladins' 45-10 win over nationally top-ranked Georgia Southern. Ivory was congratulated at the awards ceremony by Bears former head coach Mike Ditka and New York Giants Super Bowl winning quarterback Phil Simms.



Former New York Giants and Super Bowl MVP quarterback Phil Simms was on hand at New York's Downtown Athletic Club to congratulate Louis Ivory on winning the 2000 Walter Payton Award.

Pocatello, Idaho

The site of Furman University's greatest football moment — the Paladins' 17-12 win over Georgia Southern on Dec. 17 that gave Furman the 1988 NCAA I-AA national championship. Played at Milton Holt Arena on the campus of Idaho State University, the game was decided by Furman's outstanding defense, led by consensus All-America linebacker Jeff Blankenship, whose strong play and two interceptions help limit Georgia Southern's high powered offense to only 134 rushing yards and 198 total yards. Approximately 800 Furman fans accompanied the team on the trip some 2,500 miles from Greenville, and many more (20,000) celebrated the team's conquest upon its return to Greenville, as the city and community treated Furman's national championship squad to a parade through downtown Greenville on Furman Paladins Appreciation Day on Jan. 16, 1989.

Post Graduate Scholars

Backing up the overall quality of Furman's football program is the number of NCAA Post-Graduate Scholarship recipients and National Football Foundation/Hall-of-Fame Scholar-Athletes the school has produced over the years. All told Furman football players have garnered 14 of the prestigious awards — almost twice as many as any other Southern conference school and the third most among all football playing institutions in the South. The list of honorees grew in 2000 when linebacker Marion Martin was awarded an \$18,000 NFF/HOF scholarship in December at a black tie dinner at New York's Waldorf Astoria Hotel.

Southern Conference NCAA Post-Graduate Scholars

Furman	9
The Citadel	4
VMI	2
Appalachian State	2
East Tennessee State	1
Chattanooga	1
Georgia Southern	1
Western Carolina	0
Wofford	0

A Columbia, S.C., native who tallied 81 tackles for the Paladins as a senior, Martin graduated summa cum laude in May of 2000 with a 3.90 GPA in chemistry. After earning a master's degree from Furman, he enrolled at Stanford University in the fall of 2001 to pursue a doctorate in physical chemistry.

Furman's list of NCAA Post-Graduate Scholarship recipients includes Philly Jones (1995), Eric Walter (1991), Paul Siffri (1991), Chris Roper (1989), Steve Squire (1986), Brian Jager (1985), Ernest Gibson (1983), Charlie Anderson (1981), Jeff Holcomb (1977).

Former Paladins named National Football Foundation/Hall-of-Fame Scholar-Athletes include Marion Martin (2000), Chris Roper (1989), Tim Stepp (1987), Steve Squire (1986), Brian Jager (1985).

Quarterbacks Tradition

Beginning with David Whitehurst in the 1970s and running through current Paladin signal caller Billy Napier, Furman has established a strong reputation for producing outstanding quarterbacks — all of whom have played a significant role in Furman's unparalleled football success over the past two decades.

Whitehurst (1973-76), who as a sophomore keyed Furman's turnaround from 2-9 the year before to a 7-4 record in 1973 under first year head coach Art Baker, later spent six seasons in the NFL with the Green Bay Packers.

Next was David Henderson (1977-79), who in 1978 earned All-Southern Conference honors after leading Furman to an 8-3 record and the program's first league title.

Then came Tim Sorrells (1977-81), who in 1980 and '81 earned all-

conference honors after directing Furman to a pair of conference crowns.

Following Sorrells was Greenville and Eastside High School standout David Charpia (1980-83), who racked up a pair of all-conference accolades after helping the Paladins to conference championships in 1982 and '83.

In 1984 and '85 Bobby Lamb (1982-85) extended the tradition with outstanding play, including a senior season that saw him pace the nation in passing efficiency and earn Southern Conference and South Carolina Player-of-the-Year honors after leading Furman to a 12-2 record, league championship, and NCAA I-AA runner-up finish.

Frankie DeBusk (1987-90) was the next great Furman quarterback. As a sophomore in 1988, DeBusk helped lead Furman to the first of three straight Southern Conference championships and became the first quarterback in league history to direct his team to an NCAA I-AA national title, when he paced Furman to a 13-2 season. As a senior DeBusk picked up all-conference and conference player-of-the-year tabs, and finished his career as the school's career total offense leader (5,640 yards).

Strong-armed Braniff Bonaventure (1993-96) extended Furman's run of outstanding quarterbacks with a brilliant career that saw him establish a pair of NCAA I-AA national records for consecutive pass attempts without an interception. Bonaventure, who earned consensus All-Southern Conference honors in 1996, attempted 215 passes over a nearly 10-game span in 1995 and '96 without tossing an interception, and ended his career as Furman's all-time passing leader (5,379 yards). Bonaventure's 61.3 career completion percentage is also the highest mark in school history.

One of the latest additions to Furman's great quarterbacks tradition is Justin Hill, who posted a 26-10 record as a starter. As a junior in 1999 Hill fashioned a superb season, earning all-conference honors after passing for 1,336 yards and nine touchdowns while also rushing for 640 yards and eight scores. Included in his work that year was a school record 19 straight



Furman has produced eight All-Southern Conference quarterbacks since 1978, including Billy Napier, who was a second team selection in 2001.



FURMAN PALADINS FOOTBALL 2002

pass completions and a 10-of-12, 187-yard, two-touch-down performance in a 28-3 Furman victory over North Carolina. Despite a nagging shoulder injury, Hill helped Furman to a second consecutive 9-3 season in 2000 and finished his career with 1,800 rushing yards — a record for Paladin quarterbacks. The Greer, S.C., product also gained numerous headlines his senior year for his prolific musical talent.

In 2001 Billy Napier carried on the tradition with an outstanding campaign that saw Furman go 12-3, claim a Southern Conference title, and finish as national runner-up. As a first year starter Napier threw for 1,772 yards and completed 62.3 percent of his pass attempts, including a perfect 12-of-12 for 159 yards and a score in the Paladins' 24-17 win over Georgia Southern in NCAA I-AA semifinal playoff action in Statesboro that snapped the Eagles' 39-game home winning streak.

Retired Jerseys

Furman has retired only three jerseys in its 96-year football history: No. 27, No. 34, and No. 50.

Jersey No. 27 was worn by tailback Stanford Jennings, who from 1980-83 helped Furman claim four Southern Conference championships. The only player in league history to earn conference offensive player-of-the-year honors three times, Jennings rushed for 4,016 yards and 40 touchdowns in his career prior to spending nine seasons with the Cincinnati Bengals in the NFL.

Tailback Louis Ivory (1998-01) wore No. 34. Furman's all-time leading rusher (5,353 yards) and scorer (318 points), Ivory twice earned All-America and league offensive player-of-the-year honors and in 2000 captured the Walter Payton Award as the top offensive player in NCAA I-AA football. He also rushed for 100 yards in 28 games (31 including playoffs).

Jersey No. 50 was worn by linebacker Jeff Blankenship, a consensus All-America linebacker and national defensive player-of-the-year award recipient who racked up a 175 tackles in helping Furman to a 13-2 record and 1988 NCAA I-AA national championship.

Orlando Ruff

Highly decorated as a player and admired for his exemplary commitment to volunteer work in the community, Winnsboro, S.C., product Orlando Ruff fashioned an outstanding career as a linebacker for the Paladins in the late 1990s.

A four-year starter, Ruff earned All-Southern Conference recognition three times and garnered All-America honors as a senior in 1998 despite missing the final two games of his career with a knee injury. His 469 tackles rank fourth all-time at Furman.

Following the 1998 campaign Ruff was named South Carolina Player-of-the-Year by the Greenville Touchdown Club and, after participating in the Blue-Gray All-Star Classic where he was honored with the Classic's Community Service Award, he became the first Paladin ever selected to play in the prestigious Hula Bowl, where he started for the winning South squad.

Besides his fine play on the field, Ruff was equally productive as a volunteer in the Greenville community, serving as a camp counselor with Furman's Continuing Education "Kaleidoscope" Program, participant in Furman's Big Brother Program, and tutor at

Lake View Middle School. In addition to making numerous speeches in public schools, he served as parade marshal at Taylors Elementary School's "Say No To Drugs" Campaign and was a Special Olympics volunteer. Recipient of the university's President's Award for all-around achievement and service, he took home Furman's 1998 Student-Athlete Achievement Award, the school's highest athletic honor.

Following graduation, Ruff signed a free agent contract with the NFL's San Diego Chargers and was named the Chargers' Special Teams Player-of-the-Year for the 1999 season. In his third year in the NFL last season, Ruff started in all 16 games at middle linebacker and totaled 74 tackles, a sack, a fumble recovery, and five pass deflections for a fine Charger defensive unit.



Signed by San Diego as a free agent, Orlando Ruff has been a regular in the Chargers lineup the last two seasons.

Purple Pounders

Coined by Furman Hall-of-Fame inductee Vince Perone '54, the "Purple Pounders" is an organized group of former Paladins (known then as the Hurricane) who played under — and in Perone's case coached for — Homer Hobbs from 1955-57.

In Hobbs' short three-year tenure, Furman endured nine shutouts and lost games to Army, Auburn, Florida State, North Carolina State, West Virginia, South Carolina, and Clemson, among others. Of the scant six wins recorded in the that time frame, three came over Davidson, and only twice did Furman score more than 20 points in games. Despite the lack of on-the-field success, which led to Hobbs' departure and the hiring of Bob King in 1958, a special bond exists to this day among the players who endured one of the least successful stretches of Paladin football history. That bond and love for Furman was manifested in October of 2000 at a "Purple Pounder" reunion when the group decided to create a decidedly more positive legacy for Furman football by creating a "Purple Pounder Scholarship," to be given annually to a redshirt freshman. With over \$50,000 raised thus far, the first "Purple Pounder Scholarship" was awarded tailback Brandon Mays earlier this year.

SAT

Furman's incoming 2001 freshman class and football recruits boast impressive Scholastic Aptitude Test (SAT) scores that rank among the best in the country. Furman's 720-member freshman class sports an SAT average of 1,265, while the Paladins' 24 freshman football signees averaged 1,122 on the SAT.

Jimmy Satterfield

One of the original "Baker Boys" who came to Furman in 1973 with head coach Art Baker, Jimmy Satterfield spent 21 seasons at Furman in the role of assistant coach, offensive coordinator, and head coach. As head coach (1986-93) he posted an outstanding 66-29-3 record and directed Furman to three Southern Conference championships (1988, '89, and '90), as well as the 1988 NCAA I-AA national championship, for which he was named Kodak and Chevrolet National Coach-of-the-Year. The former Paladin mentor returned to the coaching ranks in the spring of 1996 when he accepted the athletic director and head coaching positions at Lexington (S.C.) High School. It was in Columbia, S.C., in 1962 that Satterfield got his start in coaching as an assistant at Eau Claire High School, where he worked alongside Art Baker and Dick Sheridan. After spending nine seasons at Eau Claire (1962-70), including the last three as head coach, Satterfield moved on to nearby Irmo, where he served as head coach for two seasons and posted a 19-4 record before coming to Furman in 1973.

Dick Sheridan

While Art Baker is generally credited with laying the groundwork for the success Furman's football would enjoy beginning in the late 1970s, Dick Sheridan, who was brought to Furman by Baker in 1973 as an assistant coach, is considered to be the architect of the Paladins' football program that from 1978-85 dominated the Southern Conference, winning six league championships en route to becoming one of the nation's finest NCAA I-AA football schools.

A native of North Augusta, S.C., and 1964 graduate of South Carolina, Sheridan began his coaching career at Eau Claire High School in Columbia, S.C., where as an assistant coach he worked alongside Art Baker and Jimmy Satterfield for six seasons before moving on for brief head coach tenures at Orangeburg-Wilkinson (1969-71) and Airport (1972) High Schools. While at Orangeburg-Wilkinson, Sheridan captured a state AAAA title in 1971 after directing his team to a 13-0 mark.

In joining the Furman program in 1973 (along with Satterfield), Sheridan served as offensive coordinator for five seasons before succeeding Baker as head coach in 1978. In his first season as head of the Paladin program, Sheridan directed Furman to an 8-3 record and its first Southern Conference championship. The title run continued in the 1980s, when the Paladins reeled off four straight league championships from 1980-83, and another crown in 1985, in a season that saw the Paladins post a 12-2 record and NCAA I-AA national runner-up finish. It was in 1985 that Sheridan earned Kodak National Coach-of-the-Year honors.

While Sheridan's coaching record of 69-23-2 ranks as the best of any Furman coach in the modern

FURMAN PALADINS FOOTBALL 2002



era, it only begins to tell the story of accomplishment of Paladin football under his tutelage. During his tenure, Furman also reeled off wins over South Carolina (1982), Georgia Tech (1983), and North Carolina State (1984 & '85), and produced more All-Southern Conference performers than in any eight-year span in school history. In addition, the excitement created by Furman's football success under Sheridan led to the construction of Paladin Stadium in 1981. From 1982 until his departure to North Carolina State in 1985, he served as the school's director of athletics.

Over 16 years since leaving Furman, Sheridan's influence is still evident in the school's football program, as new head coach Bobby Lamb and assistant coaches Clay Hendrix, Tim Sorrells, and Julius Dixon played for Sheridan during his tenure at the Greenville school.



Dick Sheridan's legacy at Furman continued with the hiring of head coach Bobby Lamb, who played for the highly successful Paladin mentor in the 1980s.

Dr. David Shi

Inaugurated as Furman's 10th president on April 19th, 1995, Dr. David Emory Shi has a better understanding of the school's football program than probably anyone who has ever occupied Furman's highest office. That is because Shi starred as a defensive end for the Paladins under head coach Bob King in the early 1970s and was an All-Southern Conference first team and All-South Carolina selection in 1971.

In his seven years as president of Furman, Shi has demonstrated bold new leadership in many areas, including the university's intercollegiate athletics program. During his tenure as president, the school has constructed a new soccer stadium, modern tennis facility, state-of-the-art golf practice complex, beautiful softball complex, and resurfaced its track. In addition, in early 1998 the school dedicated Timmons Arena, a 5,000-seat, on-campus multipurpose complex that serves as the home of Furman's football, basketball and volleyball programs.

A native of Atlanta, Ga., Shi served as cadet battalion commander of Furman's ROTC program and was inducted into the school's chapters of Phi Beta

Kappa and Quaternion prior to graduating magna cum laude in 1973 with a B.A. degree in political science. He went on to earn M.A. and Ph.D. degrees in history at the University of Virginia before accepting a teaching position as assistant professor of history at Davidson College in 1976. From 1987, until his departure for Furman in 1993, Shi served as Chairman of Davidson's History Department. Upon his return to his alma mater, he assumed the position of vice-president for academic affairs and dean, a position he occupied for one year prior to being named Furman's president on June 1, 1994, succeeding the retiring Dr. John E. Johns.

In the course of his professional career, Shi has authored numerous columns, articles, and six books. His first book, *Matthew Josephson, Bourgeois Bohemian*, was nominated for the Pulitzer Prize in 1981, and his second, *The Simple Life: Plain Living and High Thinking in American Culture*, was a History Book Club selection. He is also the co-author with George B. Tindall of the popular textbook, *America: A Narrative History*. In 1995 he released *Facing Facts: Realism in American Thought and Culture, 1850-1920*, and his most recent book, *From the Bell Tower: Reflections on Learning and Living*, was released earlier this year. His columns have appeared in a variety of newspapers around the nation, including *The Christian Science Monitor*, *The Charlotte Observer*, *The Atlanta Journal-Constitution*, and the *Philadelphia Inquirer*. His columns and essays are also heard on South Carolina Educational Radio.

Sirrine Stadium

Sirrine Stadium, located in downtown Greenville and originally part of Furman's old campus, served as the home of Furman football from 1936-80. Furman won the first game ever played in Sirrine Stadium, defeating Davidson, 14-13, on Halloween afternoon, 1936. Like the happy inauguration, the Paladins closed out their tenure in Sirrine Stadium in style, defeating arch-rival The Citadel, 28-15, in the season finale to clinch the 1980 Southern Conference crown.

Southern Conference

The Southern Conference, of which Furman has been a member since 1936, is the nation's fifth oldest collegiate athletic association. Created on February 25, 1921, in Atlanta, Ga., the league's charter members included Alabama, Auburn, Clemson, Georgia, Georgia Tech, Kentucky, Maryland, Mississippi State, North Carolina, North Carolina State, Tennessee, Virginia, Virginia Tech, and Washington & Lee.

In 1922, seven more schools — Florida, Louisiana State, Mississippi, South Carolina, the University of the South, Tulane, and Vanderbilt — joined the fold. Since then, membership has changed drastically. A total of 38 schools have been affiliated with the league and the conference has undergone two major transitions during its history.

The first occurred when the Southeastern Conference was formed out of the then 23-school Southern Conference in 1932. The second major shift happened in 1953 when Clemson, Duke, Maryland, North Carolina, North Carolina State, South Carolina, and Wake Forest officially withdrew from the league to form the Atlantic Coast Conference.

The Southern Conference's evolution continued after the departure of the ACC schools. Today, the league continues to thrive with a membership that spans five southeastern states. Current league members are Appalachian State, The Citadel, College of Charleston, Davidson, East Tennessee State, Furman, Georgia Southern, North Carolina-Greensboro, Tennessee-Chattanooga, Virginia Military Institute, Western Carolina, and Wofford.

Southern Conference offices are located in Asheville, North Carolina.

Eugene Stone

An avid fan and benefactor of Furman athletics for many years, the late Eugene Stone played a major role in the construction of Paladin Stadium in 1981, and in the addition of 2,800 seats in 1985, which increased



Sirrine Stadium (Nov. 18, 1978) — Furman's defense, pictured above, stopped The Citadel's Stump Mitchell short of the goal line of the next (last) play of the game to give the Paladins a 17-13 win over the the Bulldogs and the school its first Southern Conference football championship.



FURMAN PALADINS FOOTBALL 2002

the facility's capacity to 16,000.

In 1995, Stone's support of Furman University's athletics program was further evidenced with the construction and dedication of the new Eugene Stone, III Soccer Stadium, a 3,000-seat, on-campus facility that gives Furman one of the region's top soccer stadiums. Prior to providing funds for the stadium, Stone initiated scholarship support for the school's men's soccer program in 1983 — a move which helped Furman move into the forefront of collegiate soccer as evidenced by the program's 15 Southern Conference championships over the past 18 years.

A native of Spartanburg, S.C., Stone attended Fishburne Military School and Georgia Tech before completing his education in 1930 at the University of South Carolina.

Following the stock market crash, Stone went to work as a wildcatter in the oil fields of east Texas but returned to Greenville in 1933. With the country in the grip of the Great Depression, he and his wife, Linky, purchased eight sewing machines, hired five employees, and, at a small location on River Street, officially opened Stone Manufacturing Company. Twelve years later, the company was incorporated with Mr. Stone as president and treasurer.

In 1983, Stone was awarded an honorary doctor of laws degree from Furman University in recognition of his distinguished business career, as well as his leadership in the community and on behalf of Furman.

Carl Tremble

Carl Tremble (1989-92) was eclipsed by Louis Ivory as Furman's all-time leading rusher and scorer in 2001, but his 4,149 yards and 300 career points will surely stand for years as some of the greatest numbers ever posted by a Furman player.

A three-time All-Southern Conference selection, Tremble rushed for over 100 yards a school record 25

times (including playoffs) and posted a career high 39-carry, 228-yard performance in a 35-7 win over Tennessee-Chattanooga in 1992, for which he earned national offensive player-of-the-week honors. As a freshman in 1989, he topped the 100-yard plateau in three straight playoff games in helping Furman to a 12-2 record, Southern Conference championship, and NCAA I-AA national semifinal finish. As a senior, the Jacksonville, Fla., native set a then school single season rushing record with 1,555 yards, posting 100-yard performances in 10 of the Paladins' 11 games. The Paladins went 34-15 and won two league championships in Tremble's four seasons of play.

Winning Streaks

The longest Furman football winning streak is 12 games, which began the week following a season opening, 30-3 loss to Clemson in 1989. The streak ended later that year when the Paladins dropped a 21-19 decision to Stephen F. Austin in an NCAA I-AA semifinal playoff contest. Furman's longest winning streak over any opponent is 20 games, which the Paladins currently maintain against VMI. The Paladins' longest run of success in Southern Conference play is 13 games, which Furman compiled over the course of the 1988, '89, and '90 seasons. From 1987-89 Furman recorded a school record 19 straight home wins. In defeating Georgia Southern 24-17 in the semifinals of the 2001 NCAA I-AA playoffs, Furman snapped the Eagles' I-AA record 39-game home winning streak and also handed Georgia Southern its first home playoff game loss in 28 games.

Sam Wyche

Sam Wyche, Furman's most recognizable football alumnus, joined the Paladin program as a walk-on under head coach Bob King but ended up serving as

Furman's starting quarterback in 1964 and '65. As a senior, he threw for 877 yards and nine touchdowns en route to earning second team All-Southern Conference honors.

A 1966 Furman graduate, Wyche began a nine-year professional career later that fall with the Wheeling (W.Va.) Ironmen of the Continental League. A year later, he moved on to the University of South Carolina as a graduate assistant coach under Paul Dietzel. After earning his MBA, Wyche signed a free agent contract in 1968 with Paul Brown's expansion Cincinnati Bengals, with whom he remained until 1971, when he was traded to the Washington Redskins, where he spent three seasons playing for George Allen. Stints with Detroit, St. Louis, and Buffalo followed before he retired in 1976.

Following his playing career, Wyche opened a chain of "Sam Wyche Sports World" stores in South Carolina. In 1979, however, he returned to professional football as the quarterbacks/passing game coach for Bill Walsh's San Francisco 49ers. Wyche's first season coincided with the rookie campaign of Joe Montana, who Wyche is widely credited with helping develop into one of the game's greatest quarterbacks.

After moving on to serve as head coach at Indiana University in 1983, Wyche was lured back to the NFL by Bengals owner/president Paul Brown to serve as Cincinnati's head coach. While there, Wyche help craft one of the NFL's most successful teams, leading the Bengals to a pair of AFC Central Division championships (1988 and '90) and earning NFL and AFC Coach-of-the-Year honors. His 1988 Bengal squad, which included another Furman football alumnus, Stanford Jennings, finished with a 12-4 record and played in Super Bowl XXIII, where they lost to the San Francisco 49ers, 20-16.

Following his tenure at Cincinnati, Wyche moved on to Tampa Bay, where he served as head coach of the Buccaneers from 1992-95.

Throughout his NFL career as a player, assistant coach, and head coach, Wyche was associated with some of the game's finest players and coaches. He was a teammate of, was coached by, or coached with George Allen, Raymond Berry, Paul Brown, Don Coryell, Bruce Coslet, Paul Dietzel, Rick Forzano, Joe Gibbs, Dennis Green, Jim Hanifan, Jim Hart, Norm Hecker, Lou Holtz, Bill Johnson, Sonny Jurgensen, Ted Marchibroda, Mike McCormick, Jack Pardee, John Ralston, Jim Ringo, George Seifert, Bob Trumpy, and Bill Walsh.

Wyche and his wife Jane, a 1964 Furman graduate, have been heavily involved in many charitable endeavors, and recently returned to the Upstate.

An Atlanta, Ga., native, Wyche is a 1983 inductee into Furman's Athletic Hall-of-Fame.



Using this Eddie Overdyke third quarter fumble recovery against Georgia Southern in NCAA I-AA playoff action last year, Furman scored on the next play to tie the game at 17-17 en route to a 24-17 triumph over the Eagles. Furman's victory snapped Georgia Southern's 39-game home winning streak and marked the Eagles' first home playoff loss in 28 games.



THE OPPONENTS





FURMAN PALADINS FOOTBALL 2002

GAME 1

VANDERBILT COMMODORES

September 7, 2002, 7:00 P.M. (ET), Vanderbilt Stadium, Nashville, Tennessee

Location: Nashville, Tennessee
 Founded: 1873
 Enrollment: 6,241
 Colors: Black & Gold
 Nickname: Commodores
 Conference: Southeastern
 Stadium (Capacity): Vanderbilt (41,221)
 Turf: Natural
 President: Dr. E. Gordon Gee
 Athletic Director: Todd Turner
 Head Coach: Bobby Johnson (Clemson '73)
 Record at School (Years): 0-0 (1st Year)
 Career Record (Years): 60-36 (1st Year)
 Johnson Versus Furman: 0-0
 Lamb Versus Vanderbilt: 0-0



Johnson

Assistant Coaches: Ted Cain (Offensive Coordinator, Tight Ends), Bruce Fowler (Defensive Coordinator), Robbie Caldwell (Assistant Head Coach, Offensive Line), David Turner (Defensive Line), Warren Belin (Linebackers), Jamie Bryant (Defensive Backs), Charlie Fisher (Running Backs), J.D. Hall (Wide Receivers), Jimmy Kiser (Quarterbacks)

Offensive Set: I

Lettermen Lost: 27

Starters Lost: 11

Top Returnees: WR Dan Stricker, WR M.J. Garrett, OT Justin Geisinger, OG Jim May, C Jamie Byrum, OG Brian Kovolisky, DT Brett Beard, DE Chuck Losey, LB Hunter Hillenmeyer, LB Pat Brunner, CB Rusheh Jones, CB Aaron McWhorter, SS Justin Giboney

2001 Overall Record: 2-9

2001 Final National Ranking: NR

Series Record: Tied 1-1

In Greenville: 0-0

Defensive Set: 43

Lettermen Returning: 41

Starters Returning: 13

2001 SEC East Record (Finish): 0-8 (6th)

In Nashville: 1-1

2001 RESULTS (2-9, 0-8 SEC)			
28	MIDDLE TENNESSEE STATE	37	L
9	ALABAMA	12	L
28	RICHMOND	2	W
21	AUBURN	24	L
14	GEORGIA	30	L
14	@ South Carolina	46	L
42	@ Duke	28	W
13	@ Florida	71	L
30	KENTUCKY	56	L
0	@ Tennessee	38	L
27	@ Mississippi	38	L

2002 SCHEDULE

Aug. 31	@ Georgia Tech	6:00
Sept. 7	FURMAN	7:00
Sept. 14	@ Auburn	TBA
Sept. 21	@ Mississippi	TBA
Sept. 28	SOUTH CAROLINA	TBA
Oct. 12	MIDDLE TENNESSEE STATE	TBA
Oct. 19	@ Georgia	TBA
Oct. 26	CONNECTICUT	TBA
Nov. 2	ALABAMA	TBA
Nov. 9	FLORIDA	TBA
Nov. 16	@ Kentucky	TBA
Nov. 23	TENNESSEE	TBA

Football SID: Larry Leathers (larry.leathers@vanderbilt.edu)
 Office: (615) 322-4121; Home: (615) 221-8605
 Fax: (615) 322-4121; Press Box: TBA
 Web Site: www.vucommODORES.com

GAME 2

ELON PHOENIX

September 14, 2002, 7:00 P.M. (ET), Paladin Stadium, Greenville, South Carolina

Location: Elon, North Carolina
 Founded: 1889
 Enrollment: 4,150
 Colors: Maroon and Gold
 Nickname: Phoenix
 Conference: Independent (NCAA I-AA)
 Stadium (Capacity): Rhodes (11,250)
 Turf: Natural



Seagraves

President: Dr. Leo Lambert
 Athletics Director: Dr. Alan White
 Head Coach: Al Seagraves (Shippensburg '75)
 Record at School (Years): 34-32 (6 Years)
 Career Record (Years): 34-32 (6 Years)
 Seagraves Versus Furman: 1-3
 Lamb Versus Elon: 0-0

Assistant Coaches: Henry Trevethan (Associate Head Coach, Offensive Coordinator, Offensive Line), Will Holthouser (Defensive Coordinator, Defensive Backs), Pat Apke (Linebackers, Special Teams), Richard Lage (Tight Ends), Lonnie Galloway (Quarterbacks), Mark Speir (Defensive Line), Bradley Glenn (Wide Receivers)

Offensive Set: Wishbone

Lettermen Lost: 9

Starters Lost: 4

Top Returnees: TE Phillip Johnson, OT Josh Rowan, OG Darrin Rainey, C Brandon Mason, OT Ross Gravely, WR Arketa Banks, QB James Murdaugh, LHB Rashaud Palmer, FB Martin Swindell, RHB Cecil Mitchell, DL Kahlil Brewster, DL Wesley Wheeler, LB Eddie Bell, LB Jamall Scott, LB Calvin Sutton, CB Sam Miller, CB Stephen McCoy, S Chris Geter, S Vincent Graves, P/PK Anthony Turowski

2001 Overall Record: 2-9

2001 Final Ranking: NR

Series Record: Furman leads 4-1

In Greenville: Furman leads 4-1

Defensive Set: 43

Lettermen Returning: 46

Starters Returning: 18

In Elon: 0-0

2001 RECORD (2-9)			
21	@ James Madison	42	L
7	@ Furman	46	L
7	NORTH CAROLINA A&T	23	L
27	GARDNER-WEBB	14	W
7	@ Western Kentucky	24	L
6	NORTHWESTERN STATE	24	L
21	@ Hofstra	42	L
39	CHARLESTON SOUTHERN	16	W
36	@ Samford	43	L
21	GEORGIA SOUTHERN	27	L
7	@ Youngstown State	45	L

2002 SCHEDULE

Sept. 7	FLORIDA INTERNATIONAL	7:00
Sept. 14	@ Furman	7:00
Sept. 21	JOHNSON C. SMITH	2:00
Sept. 28	@ North Carolina A&T	1:30
Oct. 5	@ Northwestern State	3:00
Oct. 12	@ Gardner-Webb	6:00
Oct. 19	@ East Tennessee State	2:00
Nov. 2	HOFSTRA	2:00
Nov. 9	LIBERTY	2:00
Nov. 16	@ Charleston Southern	1:30
Nov. 23	WOFFORD	2:00

Football SID: Matt Eviston (meviston@elon.edu)
 Office: (336) 278-6711; Home: (336) 585-1175
 Fax: (336) 278-6768 ; Press Box: TBA
 Web Site: www.elon.edu/athletics

FURMAN PALADINS FOOTBALL 2002



GAME 3

RICHMOND SPIDERS

September 21, 2002, 6:00 P.M. (ET), UR Stadium, Richmond, Virginia

Location: Richmond, Virginia
 Founded: 1830
 Enrollment: 2,900
 Colors: Red and Blue
 Nickname: Spiders
 Conference: Atlantic 10 (NCAA I-AA)
 Stadium (Capacity): University of Richmond (21,319)
 Turf: Natural
 President: Dr. William E. Cooper
 Athletics Director: Jim Miller
 Head Coach: Jim Reid
 Record at School (Years): 42-37-1 (7 Years)
 Career Record (Years): 78-66-3 (13 Years)
 Reid Versus Furman: 0-0
 Lamb Versus Richmond: 0-0
 Assistant Coaches: Jeff Hanson (Associate Head Coach, Secondary), Tony DeMeo (Offensive Coordinator, Quarterbacks), Frank Leonard (Offensive Line), Bill Durkin (Running Backs), Rich Cavanaugh (Defensive Line), Mike Reed (Wide Receivers), Shane Burham (Linebackers), Mike Williams (Offensive Assistant)
 Offensive Set: Multiple
 Lettermen Lost: 19
 Starters Lost: 12
 Top Returnees: OT Josh Burnette, RB Kenny Dantzler, OG Justin McElfish, WR Boyd Ouden, OT Joe Wilson, LB Adrian Archie, DE Steve Boyer, DB Maurice Newbill, DB Ramon Richeson, LB Mark Thompson, PK Doug Kirchner, P Brandon Neuman
 2001 Overall Record: 3-8
 2001 Final National Ranking: NR
 Series Record: Richmond leads 15-7
 In Greenville: Richmond leads 7-3



Reid

Defensive Set: Multiple
 Lettermen Returning: 37
 Starters Returning: 12
 2001 Atlantic 10 Record (Finish): 3-6 (Ninth)
 In Richmond: Richmond leads 8-4

2001 RESULTS (3-8, 3-6 Atlantic 10)

16	@ Virginia	17	L
22	@ Vanderbilt	28	L
30	VILLANOVA	31	L
3	@ Maine	14	L
20	@ James Madison	17	W
0	@ Northeastern	7	L
28	RHODE ISLAND	0	W
21	HOFSTRA	35	L
6	@ Delaware	10	L
20	WILLIAM & MARY	23	L
35	@ Massachusetts	7	W

2002 SCHEDULE

Aug.	31	@ Temple	7:00
Sept.	7	DELAWARE	3:00
Sept.	21	FURMAN	6:00
Oct.	5	MASSACHUSETTS	3:00
Oct.	12	@ New Hampshire	Noon
Oct.	19	JAMES MADISON	6:00
Oct.	26	@ Rhode Island	Noon
Oct.	2	NORTHEASTERN	1:00
Nov.	9	@ Hofstra	1:30
Nov.	16	MAINE	1:00
Nov.	23	@ William & Mary	TBA

Football SID: Simon Gray
 Office: (804) 289-8320; Home: (804) 934-9907
 Fax: (804) 289-8820; Press Box: (804) 355-6110
 Web Site: www.richmondspiders.com

GAME 4

VMI KEYDETS

September 28, 2002, 1:00 P.M. (ET), Alumni Stadium, Lexington, Virginia

Location: Lexington, Virginia
 Founded: 1839
 Enrollment: 1,250
 Colors: Red, White, and Yellow
 Nickname: Keydets
 Conference: Southern (NCAA I-AA)
 Stadium (Capacity): Alumni Memorial (10,000)
 Turf: Natural
 President: Maj. General Josiah Bunting III
 Athletics Director: Donny White
 Head Coach: Cal McCombs (The Citadel '67)
 Record at School (Years): 0-0 (3 Years)
 Career Record (Years): 0-0 (3 Years)
 McCombs Versus Furman: 0-3
 Lamb Versus VMI: 0-0
 Assistant Coaches: Jack Baker (Running Backs, Slotbacks), Keith Braxton (Defensive Line), Johnny Burnett (Defensive Coordinator, Defensive Backs), Andre Curtis (Outside Linebackers), Jeff Durden (Offensive Coordinator, Quarterbacks), Don McCaulley (Inside Linebackers), Will McCombs (Offensive Line), Latrell Scott (Wide Receivers)
 Offensive Set: Run and Shoot
 Lettermen Lost: 16
 Starters Lost: 6
 Top Returnees: OT Sam Brown, OG Skip Carleton, QB Joey Gibson, C Keith Graham, SB Titus Green, OG Craig Howard, SE John Puvogel, SB Kevin Solomon, OLB Mike Bradley, NT Matt Kluk, CB DeAngello Plather, OLB Derik Screen, ILB Ty Summers, CB Ron Vaughans, ILB Chris Walsh, P Brent Barth, PK Matt Sharpe
 2001 Overall Record: 1-10
 2001 Final National Ranking: NR
 Series Record: Furman leads 22-8
 In Greenville: Furman leads 13-3



McCombs

Defensive Set: 50
 Lettermen Returning: 38
 Starters Returning: 18
 2001 SoCon Record: 1-7 (8th)
 In Lexington: Furman leads 9-5

2001 RECORD (1-10, 1-7 SoCon)

0	WILLIAM & MARY	34	L
18	@ Duquesne	41	L
7	@ Furman	65	L
14	GEORGIA SOUTHERN	31	L
14	@ Wofford	59	L
19	CHATTANOOGA (OT)	16	W
17	@ Western Carolina	44	L
17	APPALACHIAN STATE	27	L
7	@ The Citadel	49	L
28	SAMFORD	46	L
23	EAST TENNESSEE STATE	34	L

2002 SCHEDULE

Aug.	31	@ Charleston Southern	1:30
Sept.	7	DAVIDSON	1:00
Sept.	14	@ William & Mary	1:00
Sept.	21	@ East Tennessee State	6:00
Sept.	28	FURMAN	1:00
Oct.	5	@ Georgia Southern	1:00
Oct.	12	WOFFORD	1:00
Oct.	19	@ Chattanooga	6:00
Oct.	26	LIBERTY	1:00
Nov.	2	WESTERN CAROLINA	1:00
Nov.	9	@ Appalachian State	2:00
Nov.	16	The Citadel @ Charlotte, N.C.	1:30

Football SID: Wade Branner (brannerwh@vmi.edu)
 Office: (540) 464-7515; Home: (540) 464-5033
 Fax: (540) 464-7583; Press Box: (540) 464-6725
 Web Site: www.vmi.edu/athletics



2002 FURMAN OPPONENTS / WESTERN CAROLINA, APPALACHIAN STATE
FURMAN PALADINS FOOTBALL 2002

GAME 5

WESTERN CAROLINA CATAMOUNTS

October 5, 2002, 2:00 P.M. (ET), Paladin Stadium, Greenville, South Carolina

Location: Cullowhee, North Carolina
 Founded: 1889
 Enrollment: 6,700
 Colors: Purple and Gold
 Nickname: Catamounts
 Conference: Southern (NCAA I-AA)
 Stadium (Capacity): E.J. Whitmire (12,000)
 Turf: Artificial
 Chancellor: Dr. John W. Bardo
 Athletics Director: Jeff Compher
 Head Coach: Kent Briggs (Western Carolina '79)
 Record at School (Years): 0-0 (1st Year)
 Career Record (Years): 0-0 (1st Year)
 Briggs Versus Furman: 0-0
 Lamb Versus Western Carolina: 0-0



Briggs

Assistant Coaches: Ricky Logo (Assistant Head Coach, Defensive Line), Ken Matous (Offensive Coordinator, Wide Receivers, Quarterbacks), Geoff Collins (Defensive Coordinator, Defensive Backs), Andy Hendl (Linebackers, Special Teams), Myron Jackson (Tight Ends), Kris Reis (Defensive Assistant), John Turner (Offensive Line), Todd Varn (Running Backs)
 Offensive Set: Multiple Pro
 Lettermen Lost: 15
 Starters Lost: 8
 Top Returnees: SE Lamont Seward, LT Jon Vaughan, LG Thomas Pruett, RG Jason Whaley, RT Caleb Queen, FLK Michael Banks, QB Brian Gaitner, TB Fred Boateng, TE Brian Rucker, DE Nick McNeil, CB Ahmed Green, LB Rod Dunlap, FS Justin Fryer, SS Pat Leach, P Stanton Horne, PK Shon Rowser
 2001 Overall Record: 7-4
 2001 Final National Ranking: NR
 Series Record: Furman leads 18-9-2
 In Greenville: Furman leads 9-5-1

Defensive Set: 43

Lettermen Returning: 39

Starters Returning: 16

2001 SoCon Record (Finish): 5-3 (4th)

In Cullowhee: Furman leads 9-4-1

2001 RESULTS (7-4, 5-3 SoCon)

15	MARS HILL	6	W
7	@ Louisville	31	L
20	@ East Tennessee State	6	W
13	FURMAN	31	L
14	@ Georgia Southern	50	L
31	WOFFORD	28	W
21	@ Chattanooga	3	W
44	VMI	17	W
63	LIBERTY	0	W
24	@ Appalachian State	34	L
28	THE CITADEL	25	W

2002 SCHEDULE

Aug.	31	@ Liberty	3:30
Sept.	7	@ Auburn	TBA
Sept.	14	WEST VIRGINIA TECH	6:00
Sept.	21	@ The Citadel	2:00
Sept.	28	EAST TENNESSEE STATE	6:00
Oct.	5	@ Furman	2:00
Oct.	12	GEORGIA SOUTHERN	2:00
Oct.	19	@ Wofford	1:30
Oct.	26	CHATTANOOGA	2:00
Nov.	2	@ VMI	1:00
Nov.	16	APPALACHIAN STATE	2:00

Football SID: Mike Cawood (cawood@email.wcu.edu)
 Office: (828) 227-2339; Home: (828) 239-0710
 Fax: (828) 227-7688; Press Box: (828) 227-2116
 Web Site: www.catamountsports.com

GAME 6

APPALACHIAN STATE MOUNTAINEERS

October 12, 2002, TBA P.M., Kidd Brewer Stadium, Boone, North Carolina

Location: Boone, North Carolina
 Founded: 1899
 Enrollment: 12,500
 Colors: Black and Gold
 Nickname: Mountaineers
 Conference: Independent (NCAA I-AA)
 Stadium (Capacity): Kidd Brewer (16,650)
 Turf: Artificial
 Chancellor: Dr. Francis T. Borkowski
 Athletics Director: Roachel Laney
 Head Coach: Jerry Moore (Baylor '61)
 Record at School (Years): 107-51 (13 Years)
 Career Record (Years): 134-100-2 (20 Years)
 Moore Versus Furman: 5-8
 Lamb Versus Appalachian State: 0-0



Moore

Assistant Coaches: Rob Best (Offensive Coordinator, Quarterbacks), John Wiley (Defensive Coordinator), Shawn Elliott (Offensive Line), Dale Jones (Defensive Line), Chris Moore (Linebackers), Chad Lunsford (Tight Ends), Scott Satterfield (Running Backs), Scott Brock (Defensive Assistant), Rocky Lewis (Wide Receivers)
 Offensive Set: Multiple I
 Lettermen Lost: 19
 Starters Lost: 6
 Top Returnees: Jerry Beard (RB), Joe Burchette (QB), Joey Hoover (FB), Jason LeMay (TE), Joe Patrick (OL), Jim Vasquez (OL), Sterling Hayward (WR), Damon Fowlkes (WR), Eric Crutchfield (DB), Josh Jeffries (DE), Steve Kitchens (DB), John Mannino (DL), Nygel Rogers (DB), Sam Smalls (LB), K.T. Stovall (DE), Jonathan Lyles (DB), Nate McKinney, Erik Rockhold (PK)
 2001 Overall Record: 9-4
 2001 Final Ranking: No. 6 (Sports Network)
 Series Record: Furman leads 20-8-3
 In Greenville: Furman leads 12-3-1

Defensive Set: 43

Lettermen Returning: 47

Starters Returning: 18

2001 SoCon Record (Finish): 6-2 (3rd)

In Boone: Furman leads 8-5-2

2001 RECORD (9-4, 6-2 SoCon)

46	LIBERTY	26	W
10	@ Wake Forest	20	L
8	@ The Citadel	6	W
33	EAST TENNESSEE STATE	14	W
22	@ Furman	28	L
18	GEORGIA SOUTHERN	27	L
34	@ Wofford	23	W
51	CHATTANOOGA	14	W
27	@ VMI	17	W
34	WESTERN CAROLINA	24	W
64	WEST VIRGINIA TECH	14	W
40	WILLIAM & MARY	27	W
24	@ Georgia Southern	38	L

2002 SCHEDULE

Aug.	31	@ Marshall	7:00
Sept.	14	EASTERN KENTUCKY	7:00
Sept.	21	@ Liberty	3:30
Sept.	28	THE CITADEL	2:00
Oct.	5	@ East Tennessee State	6:00
Oct.	12	FURMAN	TBA
Oct.	19	@ Georgia Southern	1:00
Oct.	26	WOFFORD	2:00
Nov.	2	@ Chattanooga	1:30
Nov.	9	VMI	2:00
Nov.	16	@ Western Carolina	2:00

Football SID: Kelby Siler (silerkj@appstate.edu)
 Office: (828) 262-7602; Home: (828) 268-0757
 Fax: (828) 262-6106; Press Box: (828) 268-3172
 Web Site: www.goasu.com

FURMAN PALADINS FOOTBALL 2002



GAME 7

THE CITADEL BULLDOGS

October 19, 2002, 3:30 P.M. (ET), Paladin Stadium, Greenville, South Carolina

Location: Charleston, South Carolina
 Founded: 1842
 Enrollment: 1,800
 Colors: Blue and White
 Nickname: Bulldogs
 Conference: Southern (NCAA I-AA)
 Stadium (Capacity): Johnson Hagood (21,000)
 Turf: Natural
 President: Maj. Gen. John S. Grinalds, USMC Ret.
 Athletics Director: Les Robinson
 Head Coach: Ellis Johnson
 Record at School (Years): 3-7 (1 Year)
 Career Record (Years): 8-13 (2 Years)
 Johnson Versus Furman: 0-1
 Lamb Versus The Citadel: 0-0



Johnson

Assistant Coaches: Mark Fleetwood (Assistant Head Coach, Quarterbacks, Kickers), Les Herrin (Defensive Coordinator, Linebackers), Jeff Fela (Offensive Coordinator, Offensive Line), Ahren Self (Defensive Backs), Roberto Pinilla (Defensive Line), Danny Lewis (Running Backs), Maurice Drayton (Safeties), Brian Fues (Tight Ends), Joe Whitt (Wide Receivers)

Offensive Set: Multiple
 Lettermen Lost: 33
 Starters Lost: 10
 Top Returnees: C Chad Boozer, QB Mazzie Drummond, WR Scooter Johnson, WR Matt Healy, TB Nate Mahoney, OT Jared Perdue, TE Chris Franklin, DE Alonzo Bethea, DE Larry Schrieber, FS Kevin Corley, CB Dru Knight, LB T.J. Rose, LB Lamar Sales, P Travis Zobel

Defensive Set: 35
 Lettermen Returning: 47
 Starters Returning: 14
 2001 SoCon Record (Finish): 2-6 (8th)

2001 Overall Record: 3-7
 2001 Final National Ranking: NR
 Series Record: Furman leads 50-28-3
 In Greenville: Furman leads 27-12 In Charleston: Furman leads 21-16-2 Neutral: Furman leads 2-0-1

2001 RECORD (4-7, 3-5 SoCon)

7	@ Georgia Tech	35	L
6	APPALACHIAN STATE	9	L
31	SOUTH CAROLINA STATE	8	W
21	@ East Tennessee State	23	L
7	FURMAN	30	L
6	@ Georgia Southern	14	L
0	WOFFORD	13	L
20	@ Chattanooga (OT)	17	W
49	VMI	7	W
25	@ Western Carolina	28	L

2002 SCHEDULE

Sept. 7	@ LSU	7:00
Sept. 14	DELAWARE	2:00
Sept. 21	WESTERN CAROLINA	2:00
Sept. 28	@ Appalachian State	2:00
Oct. 5	@ Wyoming	2:00
Oct. 12	EAST TENNESSEE STATE	2:00
Oct. 19	@ Furman	3:30
Oct. 26	GEORGIA SOUTHERN	2:00
Nov. 2	@ Wofford	1:30
Nov. 9	CHATTANOOGA	2:00
Nov. 16	VMI (@ Charlotte, N.C.)	1:30
Nov. 21	CHARLESTON SOUTHERN	7:00

Football SID: Mike Hayden (haydenj@citadel.edu)
 Office: (843) 953-5120; Home: (843) 760-0891
 Fax: (843) 953-5058; Press Box: (843) 953-5004/5008
 Web Site: www.citadelsports.com

GAME 8

EAST TENNESSEE STATE BUCCANEERS

October 26, 2002, 3:30 P.M. (ET), Memorial Center, Johnson City, Tennessee

Location: Johnson City, Tennessee
 Founded: 1911
 Enrollment: 11,500
 Colors: Navy Blue & Old Gold
 Nickname: Buccaneers
 Conference: Southern (NCAA I-AA)
 Stadium (Capacity): Memorial Center (13,000)
 Turf: Artificial
 President: Dr. Paul Stanton, Jr.
 Athletics Director: Todd Stansbury
 Head Coach: Paul Hamilton
 Record at School (Years): 29-26 (5 Years)
 Career Record (Years): 29-26 (5 Years)
 Hamilton Versus Furman: 3-2
 Lamb Versus East Tennessee State: 0-0



Hamilton

Assistant Coaches: Jeff Bleamer (Assistant Head Coach, Offensive Line), Billy Taylor (Co-Defensive Coordinator, Linebackers), Jimmy Fletcher (Slot Backs), Steve Wilkes (Co-Defensive Coordinator, Defensive Backs), Jerry Mynatt (Passing Game Coordinator, Wide Receivers), Mark Collins (Outside Linebackers), Jamey Chadwell (Tight Ends), Danny Triplett (Defensive Line), Shon Galloway (Defensive Line Assistant), Mark Tucker

Offensive Set: Multiple
 Lettermen Lost: 13
 Starters Lost: 8
 Top Returnees: Cecil Moore (SE), Scott Carter (FB), Andrew Nuckolls (SB), Kai Schreckenber (DT), Travis Williams (NG), Brendon Calton (DT), Marco Bryant (OLB), Mike Coregay (ILB), Justin Reinier (ILB), Scott Brummett (OLB), Tony Tiller (CB), Gerlad Sensabaugh (SS), Montreal Harkley (FS), Allen Davis (CB), Aaron Bass (P)

Defensive Set: 34
 Lettermen Returning: 41
 Starters Returning: 16
 2001 SoCon Record: 4-4 (5th)

2001 Overall Record: 6-5
 2001 Final National Ranking: NR
 Series Record: Furman leads 21-7
 In Greenville: Furman 13-2
 In Johnson City: Furman leads 8-5

2001 RECORD (6-5, 4-4 SoCon)

0	@ Pittsburgh	31	L
30	GARDNER-WEBB	17	W
6	WESTERN CAROLINA	20	L
14	@ Appalachian State	33	L
23	THE CITADEL	21	W
6	@ Furman	31	L
19	GEORGIA SOUTHERN	16	W
26	CHARLESTON SOUTHERN	0	W
32	CHATTANOOGA	10	W
3	@ Wofford	24	L
34	@ VMI	23	W

2002 SCHEDULE

Aug. 31	@ North Carolina State	7:00
Sept. 7	MARS HILL	6:00
Sept. 14	@ Gardner-Webb	TBA
Sept. 21	VMI	6:00
Sept. 28	@ Western Carolina	6:00
Oct. 5	APPALACHIAN STATE	6:00
Oct. 12	@ The Citadel	2:00
Oct. 19	ELON	2:00
Oct. 26	FURMAN	3:30
Nov. 2	@ Georgia Southern	1:00
Nov. 9	WOFFORD	6:00
Nov. 16	@ Chattanooga	1:30

Football SID: Phil Hess (hessp@mail.etsu.edu)
 Office: (423) 439-4220; Home: (423) 434-9151
 Fax: (423) 439-6138; Press Box: (423) 439-5329
 Web Site: www.etsubucs.com



FURMAN PALADINS FOOTBALL 2002

GAME 9

GEORGIA SOUTHERN EAGLES

November 9, 2002, TBA P.M. (ET), Paladin Stadium, Greenville, South Carolina

Location: Statesboro, Georgia
 Founded: 1906
 Enrollment: 14,500
 Colors: Blue & White
 Nickname: Eagles
 Conference: Southern (NCAA I-AA)
 Stadium (Capacity): Allen E. Paulson (18,000)
 Turf: Natural
 President: Dr. Bruce F. Grube
 Athletics Director: Sam Baker
 Head Coach: Mike Sewak (Virginia '81)
 Record at School (Years): 0-0 (1st Year)
 Career Record (Years): 0-0 (1st Year)
 Sewak Versus Furman: 0-0
 Lamb Versus Georgia Southern: 0-0
 Assistant Coaches: Mitch Ware (Offensive Coordinator), Rusty Russell (Defensive Coordinator, Linebackers), Brent Davis (Offensive Line), John Pate (Defensive Line), Levorn Harbin (Defensive Ends, Special Teams), Scot Sloan (Secondary), Bob Bodine (Slotbacks), Doug Giacone (Secondary), Greg Hill (Wide Receivers), Mark Williams (Offensive Line)
 Offensive Set: Spread
 Lettermen Lost: 19
 Starters Lost: 8
 Top Returnees: Charles Clarke (C), Paul Collins (OT), Reggie Cordy (OG), James McCoy (OT), Mark Myers (SB), Derrick Owens (WR), Zzream Walden (SB), Eric McIntire (NG), Freddy Pesqueira (DT), Joe Scott (LB), Dion Stokes (CB), Mike Ward (LB), David Young (SS), James Young (FS), Scott Shelton (P/PK)
 2001 Overall Record: 12-2
 2001 Final National Ranking: No. 3 (Sports Network)
 Series Record: Ga. Southern leads 9-4
 In Greenville: Ga. Southern leads 3-2 In Statesboro: Ga. Southern leads 5-1 Natural: Tied 1-1



Sewak

Defensive Set: 43
 Lettermen Returning: 48
 Starters Returning: 16
 2001 SoCon Record (Finish): 7-1 (T1st)

2001 RESULTS (12-2, 7-1 SoCon)		
69	SAVANNAH STATE	6 W
38	DELAWARE	7 W
70	CHATTANOOGA	7 W
31	@ VMI	14 W
50	WESTERN CAROLINA	14 W
27	@ Appalachian State	18 W
14	THE CITADEL	6 W
16	@ East Tennessee State	19 L
20	FURMAN	10 W
27	@ Elon	21 W
48	@ Wofford	10 W
60	FLORIDA A&M	35 W
38	APPALACHIAN STATE	24 W
17	FURMAN	24 L

2002 SCHEDULE		
Aug. 29	@ Delaware	7:00
Sept. 7	GARDNER-WEBB	7:00
Sept. 21	WOFFORD	7:00
Sept. 28	@ Chattanooga	6:00
Oct. 5	VMI	1:00
Oct. 12	@ Western Carolina	2:00
Oct. 19	APPALACHIAN STATE	1:00
Oct. 26	@ The Citadel	2:00
Nov. 2	EAST TENNESSEE STATE	1:00
Nov. 9	@ Furman	TBA
Nov. 16	JACKSONVILLE STATE	1:00

Football SID: Tom McClellan (tmcclell@gasou.edu)
 Office: (912) 681-0352; Home: (912) 852-2424
 Fax: (912) 681-0046; Press Box: (912) 681-3896
 Web Site: www.georgiasoutherneagles.com

GAME 10

WOFFORD TERRIERS

November 16, 2002, 1:30 P.M., Gibbs Stadium, Spartanburg, South Carolina

Location: Spartanburg, South Carolina
 Founded: 1854
 Enrollment: 1,100
 Colors: Old Gold and Black
 Nickname: Terriers
 Conference: Southern (NCAA I-AA)
 Stadium (Capacity): Gibbs (13,000)
 Turf: Natural Grass
 President: Dr. Benjamin B. Dunlap
 Athletics Director: Richard Johnson
 Head Coach: Mike Ayers (Georgetown, Ky. '74)
 Record at School (Years): 81-72-1 (14 Years)
 Career Record (Years): 92-93-2 (17 Years)
 Ayers Versus Furman: 2-9-1
 Lamb Versus Wofford: 0-0
 Assistant Coaches: Wade Lang (Assistant Head Coach, Offensive Coordinator, Quarterbacks), Nate Woody (Defensive Coordinator, Inside Linebackers), Freddie Brown (Running Backs), Tommy Elrod (Offensive Line), Lee Hanning (Punters, Kickers), Bruce Lackey (Wide Receivers), Terry Lantz (Secondary), Joe Lesesne (Tight Ends), Thomas Neel (Outside Linebackers), Jack Teachey (Defensive Line)
 Offensive Set: Wingbone
 Lettermen Lost: 18
 Starters Lost: 9
 Top Returnees: Chad Bentley (OT), Isaac Goodpaster (WR), Melvin Jones (FB), Jesse McCoy (HB), Lee Basinger (DT), Chase Corn (OLB), Jimmy Freland (ILB), Nathan Fuqua (NT), Roland Harris (CB), Anthony Jones (DT), Brandon Ladd (FS), Robert Mathis (ILB), Hondre McNeil (OLB), Matt Nelson (SS)
 2001 Overall Record: 4-7
 2001 Final Ranking: NR
 Series Record: Furman leads 45-23-7
 In Greenville: Furman leads 28-8-5



Ayers

Defensive Set: Multiple 50
 Lettermen Returning: 43
 Starters Returning: 15
 2001 SoCon Record: 3-5 (6th)

In Spartanburg: Furman leads 17-15-2

2001 RECORD (4-7, 3-5 SoCon)		
14	@ Clemson	38 L
35	CHARLESTON SOUTHERN	10 W
26	@ Chattanooga	29 L
59	VMI	14 W
28	@ Western Carolina	31 L
23	APPALACHIAN STATE	34 L
13	@ The Citadel	0 W
14	@ South Carolina	38 L
14	@ Furman	45 L
24	EAST TENNESSEE STATE	3 W
10	GEORGIA SOUTHERN	48 L

2002 SCHEDULE		
Aug. 31	NEWBERRY	7:00
Sept. 14	@ South Carolina State	6:00
Sept. 21	@ Georgia Southern	7:00
Sept. 28	@ Maryland	6:00
Oct. 5	CHATTANOOGA	1:30
Oct. 12	@ VMI	1:00
Oct. 19	WESTERN CAROLINA	1:30
Oct. 26	@ Appalachian State	2:00
Nov. 2	THE CITADEL	1:30
Nov. 9	@ East Tennessee State	6:00
Nov. 16	FURMAN	1:30
Nov. 23	@ Elon	2:00

Football SID: Mark Cohen (cohenm@wofford.edu)
 Office: (864) 597-4093; Home: (864) 591-0981
 Fax: (864) 597-4129; Press Box: (864) 597-4487
 Web Site: www.wofford.edu

FURMAN PALADINS FOOTBALL 2002



GAME II

CHATTANOOGA MOCS

November 23, 2002, 2:00 P.M., Paladin Stadium, Greenville, South Carolina

Location: Chattanooga, Tennessee
 Founded: 1886
 Enrollment: 8,485
 Colors: Navy, Old Gold and Silver
 Nickname: Mocs
 Conference: Southern
 Stadium (Capacity): Finley (20,668)
 Turf: Natural
 Chancellor: Dr. Bill Stacy
 Athletics Director: Steve Sloan
 Head Coach: Donnie Kirkpatrick
 Record at School (Years): 8-14 (3rd Year)
 Career Record (Years): 8-14 (3rd Year)
 Kirkpatrick Versus Furman: 0-2
 Lamb Versus Chattanooga: 0-0
 Assistant Coaches: Tim Burke (Defensive Coordinator, Defensive Backs), Mac Bryan (Offensive Line), Carter Cardwell (Running Backs), Derek Fewell (Tight Ends), Jimmy Lindsey (Linebackers), David Napier (Associate Head Coach, Defensive Line), Greg Ryan (Wide Receivers), Rusty Wright (Outside Linebackers), Chuck Williams (Defensive Assistant)
 Offensive Set: Multiple
 Lettermen Lost: 14
 Starters Lost: 9
 Top Returnees: Heath Adams (OG), James Clark (OT), Aaron Deal (OT), Jason Jones (WR), Joey Peters (WR), Cortez Rankin (WR), Chuck Spearman (QB), Josh Cain (LB), Frank Goodwyn (CB), Jason Jackson (LB), Greg Knight (CB), Bryan Lamar (SS), Derek Rogers (DE)
 2001 Overall Record: 3-8
 2001 Final National Ranking: NR
 Series Record: Furman leads 18-12
 In Greenville: Furman leads 8-6



Kirkpatrick

Defensive Set: 43
 Lettermen Returning: 48
 Starters Returning: 15
 2001 SoCon Record (Finish): 1-7 (9th)

In Chattanooga: Furman leads 12-6

2001 RESULTS (3-8, 1-7 SoCon)

28	@ Samford	14	W
10	@ Memphis	43	L
7	@ Georgia Southern	70	L
29	WOFFORD	26	W
16	@ VMI	19	L
3	WESTERN CAROLINA	21	L
14	@ Appalachian State	51	L
17	THE CITADEL (OT)	20	L
10	@ East Tennessee State	32	L
10	FURMAN	32	L
73	KENTUCKY STATE	0	W

2002 SCHEDULE

Aug. 31	@ West Virginia	1:00
Sept. 7	ALABAMA STATE	1:30
Sept. 14	@ Tennessee Tech	8:00
Sept. 21	GARDNER-WEBB	6:00
Sept. 28	GEORGIA SOUTHERN	6:00
Oct. 5	@ Wofford	1:30
Oct. 19	VMI	6:00
Oct. 26	@ Western Carolina	2:00
Nov. 2	APPALACHIAN STATE	1:30
Nov. 9	@ The Citadel	2:00
Nov. 16	EAST TENNESSEE STATE	1:30
Nov. 23	@ Furman	2:00

Football SID: Jeff Romero (Jeff-Romero@utc.edu)
 Office: (423) 425-5292; Home: (423) 517-8917
 Fax: (423) 425-4610; Press Box: (423) 757-9332
 Web Site: www.gomocs.com

2002 FURMAN OPPONENTS / SERIES RESULTS

FURMAN PALADINS FOOTBALL 2002



VANDERBILT
(1-1)

1963	W	14-13	Nashville
1978	L	19-17	Nashville

In Nashville: Tied 1-1

ELON
(4-1)

1920	W	33-0	GREENVILLE
1997	W	38-20	GREENVILLE
1999	L	22-24	GREENVILLE
2000	W	16-3	GREENVILLE
2001	W	46-7	GREENVILLE

In Greenville: Furman leads 4-1

RICHMOND
(7-15)

1922	L	0-13	GREENVILLE
1923	W	22-7	Richmond
1931	W	34-6	GREENVILLE
1933	W	14-6	Richmond
1948	L	0-7	GREENVILLE
1949	L	0-12	Richmond
1959	L	14-48	Richmond
1960	L	28-35	GREENVILLE
1964	W	19-18	Richmond
1965	W	14-0	GREENVILLE

1966	L	14-24	Richmond
1967	L	14-42	GREENVILLE
1968	L	0-34	Richmond
1969	L	0-37	Richmond
1970	W	23-9	GREENVILLE
1971	L	0-20	Richmond
1972	L	0-37	GREENVILLE
1973	L	17-20	GREENVILLE
1974	W	24-14	Richmond
1975	L	21-27	Richmond
1976	L	9-13	GREENVILLE
1977	L	13-19	Richmond

In Greenville: Richmond leads 7-3
 In Richmond: Richmond leads 8-4

VMI
(22-8)

1946	L	7-26	GREENVILLE
1970	L	0-13	Lexington
1971	W	14-0	GREENVILLE
1972	L	7-31	Lexington
1973	W	19-13	GREENVILLE
1974	L	0-7	Lexington
1975	L	10-13	GREENVILLE
1976	L	3-17	Lexington
1977	L	28-31	GREENVILLE
1979	L	20-21	Lexington
1980	W	21-16	GREENVILLE
1981	W	33-21	Lexington
1982	W	38-3	GREENVILLE

1983	W	49-0	Lexington
1986	W	34-3	Lexington
1987	W	38-0	GREENVILLE
1988	W	31-13	GREENVILLE
1989	W	30-6	GREENVILLE
1990	W	51-22	GREENVILLE
1991	W	46-28	Lexington
1992	W	41-13	GREENVILLE
1993	W	24-0	GREENVILLE
1994	W	28-11	Lexington
1995	W	55-24	GREENVILLE
1996	W	31-14	Lexington
1997	W	35-14	GREENVILLE
1998	W	51-14	Lexington
1999	W	58-0	GREENVILLE
2000	W	35-21	Lexington
2001	W	65-7	GREENVILLE

In Greenville: Furman leads 13-3
 In Lexington: Furman leads 9-5

WESTERN CAROLINA
(18-9-2)

1971	W	21-14	GREENVILLE
1972	L	15-20	Cullowhee
1975	W	34-0	GREENVILLE
1977	T	24-24	GREENVILLE
1978	W	24-7	Cullowhee
1979	W	23-14	GREENVILLE
1980	W	28-14	Cullowhee
1981	W	31-27	Cullowhee

1982	W	12-6	GREENVILLE
1983	T	17-17	Cullowhee
1983	L	7-14	GREENVILLE
1984	L	19-20	GREENVILLE
1985	W	31-27	Cullowhee
1986	L	13-19	GREENVILLE
1987	L	14-20	Cullowhee
1988	W	31-0	GREENVILLE
1989	W	17-3	Cullowhee
1990	W	42-9	GREENVILLE
1991	W	42-14	Cullowhee
1992	L	27-29	GREENVILLE
1993	L	20-23	Cullowhee
1994	L	24-35	GREENVILLE
1995	W	31-21	Cullowhee
1996	W	45-30	GREENVILLE
1997	L	16-17	Cullowhee
1998	W	31-7	GREENVILLE
1999	W	27-19	Cullowhee
2000	W	38-14	GREENVILLE
2001	W	31-13	Cullowhee

In Greenville: Furman leads 9-5-1
 In Cullowhee: Furman leads 9-4-1

APPALACHIAN STATE
(20-8-3)

1971	T	0-0	GREENVILLE
1972	W	20-17	Boone
1973	W	17-0	GREENVILLE
1974	L	3-27	Boone



FURMAN PALADINS FOOTBALL 2002

1975	W	30-23	GREENVILLE
1976	T	14-14	Boone
1977	W	28-20	GREENVILLE
1978	W	52-34	Boone
1979	W	31-17	GREENVILLE
1980	W	21-20	Boone
1981	W	22-18	GREENVILLE
1982	W	27-21	Boone
1983	W	49-0	GREENVILLE
1984	L	14-21	Boone
1985	W	21-7	GREENVILLE
1986	T	17-17	Boone
1987	L	8-16	GREENVILLE
1988	W	24-9	Boone
1989	W	31-6	GREENVILLE
1990	W	30-7	Boone
1991	L	23-26	GREENVILLE
1992	W	16-13	Boone
1993	W	27-21	GREENVILLE
1994	L	6-30	Boone
1995	L	28-41	GREENVILLE
1996	W	20-14	Boone
1997	W	24-22	GREENVILLE
1998	L	13-26	Boone
1999	W	35-21	GREENVILLE
2000	L	17-18	Boone
2001	W	28-22	GREENVILLE

*In Greenville: Furman leads 12-3-1
In Boone: Furman leads 8-5-2*

THE CITADEL (50-28-3)

1913	L	0-75	Charleston
1919	W	21-6	GREENVILLE
1920	W	21-6	Charleston
1921	W	42-0	GREENVILLE
1922	W	28-0	Florence
1923	W	30-14	GREENVILLE
1924	L	0-6	Charleston
1925	W	7-0	GREENVILLE
1926	W	7-0	Charleston
1927	W	6-0	Charleston
1928	W	13-0	GREENVILLE
1929	T	0-0	Charleston
1930	W	31-6	GREENVILLE
1931	W	33-7	Charleston
1932	W	20-0	Orangeburg
1933	W	14-0	GREENVILLE
1934	W	6-0	Charleston
1935	W	35-0	GREENVILLE
1936	W	13-7	GREENVILLE
1937	L	0-8	Charleston
1938	L	6-9	GREENVILLE
1939	W	7-0	Charleston
1940	W	36-7	GREENVILLE
1941	T	13-13	Charleston
1942	W	20-0	GREENVILLE
1946	W	14-0	Charleston
1947	W	7-0	GREENVILLE
1948	W	9-0	GREENVILLE
1949	W	19-7	Charleston
1950	W	21-7	GREENVILLE
1951	W	35-14	Orangeburg
1952	T	7-7	Orangeburg
1953	W	27-0	Charleston
1954	W	31-20	GREENVILLE
1955	L	19-25	Charleston
1956	W	7-0	GREENVILLE
1957	L	14-18	Charleston
1958	L	6-24	GREENVILLE
1959	L	14-18	Charleston
1960	L	6-7	GREENVILLE
1961	L	8-9	Charleston
1962	W	33-25	GREENVILLE

1963	W	34-25	Charleston
1964	L	0-17	GREENVILLE
1965	L	0-28	Charleston
1966	L	6-10	GREENVILLE
1967	W	14-6	Charleston
1968	L	12-31	GREENVILLE
1969	L	21-37	Charleston
1970	W	28-21	GREENVILLE
1971	L	33-35	Charleston
1972	L	13-19	GREENVILLE
1973	L	21-26	Charleston
1974	L	0-24	GREENVILLE
1975	L	9-13	Charleston
1976	L	16-17	GREENVILLE
1977	L	3-10	Charleston
1978	W	17-13	GREENVILLE
1979	W	45-44	Charleston
1980	W	28-15	GREENVILLE
1981	L	18-35	Charleston
1982	W	27-0	GREENVILLE
1983	W	49-21	Charleston
1984	W	42-14	GREENVILLE
1985	W	42-0	Charleston
1986	W	37-14	GREENVILLE
1987	W	58-13	Charleston
1988	W	30-17	GREENVILLE
1989	W	44-9	Charleston
1990	W	30-17	GREENVILLE
1991	L	6-10	Charleston
1992	L	14-20	GREENVILLE
1993	L	10-20	Charleston
1994	L	44-52	GREENVILLE
1995	W	24-3	Charleston
1996	W	35-25	GREENVILLE
1997	W	21-7	Charleston
1998	L	24-25	GREENVILLE
1999	W	31-17	Charleston
2000	W	33-7	GREENVILLE
2001	W	30-7	Charleston

*In Greenville: Furman leads 27-12-0
In Charleston: Furman leads 21-16-2
Neutral Sites: Furman leads 2-0-1*

EAST TENNESSEE STATE (21-7)

1957	W	13-7	GREENVILLE
1973	W	40-21	GREENVILLE
1974	L	13-24	Johnson City
1977	W	42-12	GREENVILLE
1978	W	35-14	Johnson City
1979	L	24-28	GREENVILLE
1980	W	33-21	Johnson City
1981	W	21-0	GREENVILLE
1982	W	20-15	Johnson City
1983	W	28-7	GREENVILLE
1984	W	28-16	Johnson City
1985	W	35-31	GREENVILLE
1986	L	13-25	Johnson City
1987	W	24-13	GREENVILLE
1988	W	31-14	Johnson City
1989	W	44-20	GREENVILLE
1990	W	29-13	Johnson City
1991	W	52-23	GREENVILLE
1992	W	45-14	Johnson City
1993	W	45-21	GREENVILLE
1994	W	33-21	Johnson City
1995	W	21-15	GREENVILLE
1996	L	19-21	Johnson City
1997	L	28-58	GREENVILLE
1998	L	19-22	Johnson City
1999	W	48-21	GREENVILLE
2000	L	21-23	Johnson City
2001	W	31-6	GREENVILLE

*In Greenville: Furman leads 13-2
In Johnson City: Furman leads 8-5*

GEORGIA SOUTHERN (4-9)

1985	L	42-44	Tacoma, WA
1988	W	17-12	Pocatello, ID
1992	L	0-21	GREENVILLE
1993	L	19-31	Statesboro
1994	L	26-31	GREENVILLE
1995	L	20-27	Statesboro
1996	W	21-14	GREENVILLE
1997	L	13-30	Statesboro
1998	L	17-45	GREENVILLE
1999	L	38-41	Statesboro
2000	W	45-10	GREENVILLE
2001	L	10-20	Statesboro
	W	24-17	Statesboro

*In Greenville: Ga. Southern leads 3-2
In Statesboro: Ga. Southern leads 5-1
Neutral Sites: Tied 1-1*

WOFFORD (45-23-7)

1889	L	1-5	Spartanburg
	L	1-2	GREENVILLE
1890	W	12-0	Spartanburg
	W	28-2	GREENVILLE
1893	W	18-4	GREENVILLE
1895	L	0-44	Spartanburg
1896	L	0-6	Spartanburg
1900	T	0-0	Spartanburg
	L	5-6	GREENVILLE
1901	W	17-0	GREENVILLE
1914	W	19-12	GREENVILLE
1915	W	25-0	GREENVILLE
1916	L	7-9	Spartanburg
1917	W	18-3	GREENVILLE
1918	W	7-0	Spartanburg
1919	W	7-6	GREENVILLE
1920	W	69-0	Spartanburg
1921	W	62-0	GREENVILLE
1922	W	41-0	Spartanburg
1928	W	26-0	GREENVILLE
1929	W	25-6	Spartanburg
1930	W	14-0	Spartanburg
1931	W	20-0	GREENVILLE
1932	W	24-0	Spartanburg
1933	W	38-0	GREENVILLE
1934	W	13-0	Spartanburg
1935	W	29-0	GREENVILLE
1936	W	31-0	Spartanburg
1937	W	58-0	GREENVILLE
1941	W	40-19	GREENVILLE
1946	W	31-0	GREENVILLE
1947	W	20-6	Spartanburg
1948	T	7-7	GREENVILLE
1950	T	13-13	GREENVILLE
1951	L	12-14	Spartanburg
1952	W	29-21	GREENVILLE
1953	W	7-6	Spartanburg
1954	L	0-19	GREENVILLE
1955	L	6-27	Spartanburg
1956	L	6-18	GREENVILLE
1957	L	12-13	Spartanburg
1958	W	40-39	GREENVILLE
1959	L	3-6	Spartanburg
1960	W	41-26	GREENVILLE
1961	W	12-7	Spartanburg
1962	W	34-21	GREENVILLE
1963	W	21-19	Spartanburg
1964	L	14-21	GREENVILLE
1965	L	13-35	Spartanburg

1966	T	15-15	GREENVILLE
1967	W	21-20	Spartanburg
1968	L	7-13	Spartanburg
	L	7-21	GREENVILLE
1969	L	7-49	Spartanburg
	L	21-31	GREENVILLE
1970	L	13-28	GREENVILLE
1971	L	0-27	Spartanburg
1972	W	24-7	GREENVILLE
1973	W	21-19	Spartanburg
1974	W	21-20	GREENVILLE
1975	T	14-14	Spartanburg
1976	W	56-14	GREENVILLE
1977	L	7-13	Spartanburg
1978	W	36-12	GREENVILLE
1979	L	17-27	Spartanburg
1980	T	14-14	GREENVILLE
1989	W	42-7	GREENVILLE
1993	T	14-14	GREENVILLE
1995	W	38-0	GREENVILLE
1996	W	33-3	GREENVILLE
1997	W	28-7	GREENVILLE
1998	L	20-40	Spartanburg
1999	W	30-3	GREENVILLE
2000	W	27-18	Spartanburg
2001	W	45-14	GREENVILLE

*In Greenville: Furman leads 28-8-5
In Spartanburg: Furman leads 17-15-2*

CHATTANOOGA (18-12)


1928	L	0-15	GREENVILLE
1929	L	7-20	Chattanooga
1957	L	0-34	GREENVILLE
1959	L	7-20	Chattanooga
1968	L	14-31	Chattanooga
1970	W	18-16	GREENVILLE
1977	W	17-7	Chattanooga
1979	L	14-45	GREENVILLE
1980	W	42-28	Chattanooga
1981	L	28-31	GREENVILLE
1982	L	13-16	Chattanooga
1983	W	28-14	GREENVILLE
1984	L	7-14	Chattanooga
1985	W	28-0	GREENVILLE
1986	W	21-10	Chattanooga
1987	L	14-16	GREENVILLE
1988	W	10-7	Chattanooga
1989	W	27-17	GREENVILLE
1990	W	38-21	Chattanooga
1991	W	24-21	GREENVILLE
1992	W	35-7	Chattanooga
1993	L	42-45	Chattanooga
1994	L	20-34	GREENVILLE
1995	W	23-21	Chattanooga
1996	W	42-21	GREENVILLE
1997	W	43-21	Chattanooga
1998	W	31-28	GREENVILLE
1999	W	40-35	Chattanooga
2000	W	45-44	GREENVILLE
2001	W	42-10	Chattanooga

*In Greenville: Furman leads 8-6
In Chattanooga: Furman leads 10-6*



2001 IN REVIEW

*(9) John Thrift, LB
2001 All-Southern Conference*



*(20) Will Bouton, LB
2001 Southern Conference
Defensive Player-of-the-Year*



FURMAN PALADINS FOOTBALL 2002

GAME I

Wyoming 20, Furman 14

September 1, 2001

War Memorial Stadium

Attendance: 14,167

LARAMIE, WY. -- Jarvis Wallum booted four field goals, including two in the second half, to lift the Wyoming Cowboys to a 20-14 season opening win over the visiting Furman Paladins in front of 14,167 fans at War Memorial Stadium.

In posting the victory, Wyoming, an NCAA I-A member of the Mountain West Conference, snapped an eight-game losing streak dating back to the 2000 season. The loss was the second for NCAA I-AA sixth-ranked Furman in its last three season openers.

Trailing 14-7 at halftime, Furman tied the score at 14-14 when tailback Louis Ivory, the reigning Walter Payton Award winner, broke loose on a 44-yard touchdown run with 3:23 left in the third quarter.

Wyoming, however, answered on its next possession by moving 75 yards in 10 plays to set up Wallum's third field goal of the game, from 22 yards out, to give the Cowboys a 17-14 advantage with less than a minute remaining in the third period.

Wallum added his fourth field goal, a 28-yarder with 10:00 to go in the contest, to stretch the Cowboys' lead to 20-14.

On the ensuing possession, Furman drove from its 35 to the Wyoming 7, where on a third-and-four play Paladin wide receiver Bear Rinehart was tackled for a three-yard loss on a reverse. Instead of kicking the field goal, Furman went for a touchdown, but quarterback Billy Napier's pass to a slanting and open Rinehart in the end zone was low and incomplete.

Taking over possession with 6:10 remaining, Wyoming ground up the game clock by moving 73 yards in 12 plays to the Furman 17, where Wallum missed a 34-yard field goal attempt with only 17 seconds left in the game.

The Cowboys, who racked up 87 offensive plays to Furman's 58, amassed 422 yards in offense in the contest and were paced by sophomore quarterback Casey Bramlet, who completed 30-of-48 passes for 331 yards. Bramlet, who scored Wyoming's lone touchdown of the game on a 1-yard run in the second quarter to give the Cowboys a 14-7 lead, connected with sophomore wide receiver Ryan McGuffey on 10 passes for 134 yards.

Furman was paced offensively by Ivory, who rushed 19 times for 136 yards and one touchdown. Furman netted 349 yards in offense, including 169 from quarterback Billy Napier, who completed 12-of-24 passes in the contest, but the Paladins suffered two turnovers, including a fumble at the Cowboy 38 and an interception that led to a Wyoming field goal. In addition, Furman defenders dropped a pair of poorly thrown Cowboy passes, allowing both possessions to continue for points.

Bear Rinehart paced all Paladin receivers with four receptions for 97 yards, and Shelvis Smith's 13 tackles topped Furman's defensive effort.

SCORE BY QUARTERS

Furman	0	7	7	0	—	14
Wyoming	3	11	3	3	—	20

SCORING SUMMARY

W — Jarvis Wallum 34 FG 1:33-1Q 18 plays, 48 yards, TOP 7:15	0-3
F — Billy Napier 1 run (Danny Marshall kick) 13:10-2Q 8 plays, 80 yards, TOP 3:23	7-3
W — Jarvis Wallum 29 FG 6:57-2Q 4 plays, 0 yards, TOP 1:22	7-6
W — Casey Bramlet 1 run (Ryan McGuffey pass from Casey Bramlet) 1:14-2Q 13 plays, 68 yards, TOP 3:55	7-14
F — Louis Ivory 44 run (Danny Marshall kick) 3:23-3Q 4 plays, 83 yards, TOP 1:39	14-14
W — Jarvis Wallum 22 FG 0:42-3Q 10 plays, 75 yards, TOP 2:41	14-17
W — Jarvis Wallum 28 FG 10:00-4Q 11 plays, 43 yards, TOP 4:09	14-20



Bear Rinehart caught four passes for 97 yards against Wyoming, but it wasn't enough to defeat the Cowboys.

INDIVIDUAL STATISTICS

Rushing: F — Ivory 19-136, Napier 7-15, Emerson 4-13, Rinehart 2-12, Means 1-4. W — Armah 31-72, Bramlet 5-15, Ford 2-3, Bradshaw 1-1.
Passing: F — Napier 12-34-1-169, Team 1-0-0-0. W — Bramlet 30-48-0-331.
Receiving: F — Rinehart 4-97, Sansbury 4-22, Thomas 3-38, West 1-12. W — McGuffey 10-134, Ralph 7-86, Floyd 5-67, Jones 3-32, Vines 2-0, Drube 1-10, Armah 1-3, Bramlet 1-(-1).
Field Goals: F — None. W — Wallum 4-5 (34G, 29G, 22G, 28G, 34 NG).
Defense: F — Smith 13 (7 solo., 6 ast., 1 PBU), Bouton 11 (6 solo, 5 ast.), Thrift 10 (6 solo, 4 ast., 1 PBU), Jackson 9 (8 solo, 1 ast., 2 PBU), Sperling 3 (2 solo, 1 ast., 2 TFL, 1 Sack). W — Aimone 6 (5 solo, 1 ast.), White 6 (4 solo, 2 ast., 1 TFL, 1 Sack), Lee 5 (4 solo, 1 ast., 1 Int., 1 PBU), Gottschalk 4 (4 solo), Rich 4 (4 solo, 2 PBU).

TEAM STATISTICS

	FUR	WY
First Downs	15	23
Rushing	33-180	39-91
Passing	169	331
C/A/I	12-25-1	30-48-0
Total Offense	349	422
Fumbles-Lost	1-1	0-0
Penalties	1-15	4-25
Punts	5-39.8	5-39.0
Punt Returns	3-35	4-27
Kickoff Returns	2-36	0-0
Possession Time	23:17	36:43
Third Down Conversions	4-10	9-21
Fourth Down Conversions	0-1	1-1
Sacks By	1-2	1-9

FURMAN PALADINS FOOTBALL 2002



GAME 2

Furman 46, Elon 7
September 8, 2001

Paladin Stadium

Attendance: 10,322

GREENVILLE, S.C. -- Louis Ivory rushed for 126 yards and two touchdowns to lead the NCAA I-AA nationally sixth-ranked Furman Paladins to a 46-7 win over the visiting Elon Phoenix at Paladin Stadium.

Ivory rushed 19 times and scored on runs of 2 and 8 yards while recording the eighth straight 100-yard performance and 22nd 100-yard outing of his career.

The win gave Furman its 99th victory in Paladin Stadium since moving into the facility in 1981. It also marked the Paladins' second straight decision over Elon, which committed six turnovers.

Furman outgained Elon 452-180 and got a strong performance from junior quarterback Billy Napier, who connected on 12-of-19 passes for 192 yards and two touchdowns. Tight end Trent Sansbury led all Paladin receivers with five catches for 86 yards and a score.

Furman took advantage of a pair of Elon turnovers in the first quarter to race to a 21-0 lead.

An interception and 23-yard return by Shelvis Smith gave the Paladins the ball at Elon 19, and four plays later Napier hit Bear Rinehart on an 8-yard scoring strike to put Furman up 7-0 only three minutes into the game.

On its next possession, Furman moved 58 yards in nine plays to extend its lead to 14-0 following a 2-yard run by Ivory at the 4:53 mark.

A fumble recovery by Paladin defensive tackle LeBryan Sperling at the Elon 42 on the Phoenix's next possession set up another Furman score, which came on the next play when Napier connected with Sansbury on a 42-yard touchdown at the 1:53 juncture.

Elon trimmed Furman's lead to 21-7 on an 11-yard touchdown run by Martin Swindell with 10:38 left in the first half, but the Paladins answered with three Danny Marshall field goals covering 22, 33, and 28 yards to extend the lead to 30-7 by halftime.

Furman upped its margin to 37-7 on its first possession of the second half with an 8-yard scoring run by Ivory before benching its first team offense and defense in favor of reserves.

Tailback Hindley Brigham tallied the Paladins' last score on a 65-yard touchdown run on the first rushing attempt of his career.


Backup linebackers Andrew Knight and Keito Whetstone led Furman's defense with eight and seven-tackle performances, respectively, and tackle LeBryan Sperling notched six stops, a sack, a forced fumble, and a fumble recovery.

SCORE BY QUARTERS

Elon	0	7	0	0	—	7
Furman	21	9	7	9	—	46

SCORING SUMMARY

F — Bear Rinehart 8 pass from Billy Napier (Danny Marshall kick) 11:47-1Q	0-7
4 plays, 19 yards, TOP 1:41	
F — Louis Ivory 2 run (Danny Marshall kick) 4:53-1Q	0-14
9 plays, 58 yards, TOP 4:43	
F — Trent Sansbury 42 pass from Billy Napier (Danny Marshall kick) 1:53-1Q	0-21
1 play, 42 yards, TOP 0:08	
E — Martin Swindell 11 run (Beau Wegmann kick) 10:38-2Q	7-21
8 plays, 35 yards, TOP 4:01	
F — Danny Marshall 22 FG 7:29-2Q	7-24
7 plays, 60 yards, TOP 3:09	
F — Danny Marshall 33 FG 1:03-2Q	7-27
12 plays, 44 yards, TOP 3:59	
F — Danny Marshall 28 FG 0:00-2Q	7-30
4 plays, 25 yards, TOP 0:18	
F — Team Safety 13:34-4Q	7-39
F — Hindley Brigham 65 run (Danny Marshall kick) 6:04-4Q	7-46
1 play, 65 yards, TOP 0:14	



Led by the strong play of tackle LeBryan Sperling (98), Furman's defense bottled up Elon and forced six turnovers.

INDIVIDUAL STATISTICS

Rushing: F — Ivory 19-126, Brigham 1-65, Means 2-20, O'Neal 5-17, Tant 3-11, Napier 5-3, Emerson 2-2, Moore 4-1, Rembert 4-1. E — Singletary 19-76, Swindell 10-63, Palmer 8-31, Mitchell 5-10, Buie 2-4, Dargan 1-0, Team 1-(-22).
Passing: F — Napier 12-19-0-192, Moore 1-3-0-14. E — Singletary 3-8-4-18.
Receiving: F — Sansbury 5-86, West 3-42, Rinehart 2-52, Ditto 1-14, Thomas 1-8, Ivory 1-4. E — Johnson 1-9, DeBusk 1-6, Mitchell 1-3.
Field Goals: F — Marshall 3-3 (22G, 33G, 28G). Elon — None.
Defense: F — Knight 8 (7 solo, 1 ast.), Whetstone 7 (4 solo, 3 ast.), Bouton 6 (6 solo, 1 FF), Sperling 6 (4 solo, 2 ast., 1 TFL, 1 FF, 1 FR, 1 Sack), Johnson 4 (4 solo, 1 Int.), E — Cox 9 (2 solo, 7 ast., 1 Sack), Geter 8 (4 solo, 4 ast.), Rickenbacker 7 (6 solo, 1 ast.), Wheeler 7 (4 solo, 3 ast., 2 TFL), Scott 7 (3 solo, 4 ast., 1 TFL).

TEAM STATISTICS

	FUR	ELON
First Downs	21	11
Rushing	45-246	46-162
Passing	206	18
C/A/I	13-22-0	3-8-4
Total Offense	452	180
Fumbles-Lost	0-0	3-2
Penalties	3-25	9-85
Punts	3-35.7	3-38.7
Punt Returns	2-22	2-51
Kickoff Returns	2-26	6-138
Possession Time	29:38	30:22
Third Down Conversions	7-14	5-12
Fourth Down Conversions	1-1	1-2
Sacks By	1-5	1-2



FURMAN PALADINS FOOTBALL 2002

GAME 3

Furman 65, VMI 7

September 22, 2001

Paladin Stadium

Attendance: 10,152

GREENVILLE, S.C. -- Free safety Josh Cooper's 85-yard fumble return for a touchdown keyed a 24-point second quarter outburst and helped lead NCAA I-AA nationally fourth-ranked Furman to a 65-7 rout of VMI.

The win, the Paladins' 20th straight over the Keydets, marked Furman's 100th victory in Paladin Stadium history, and the 65 points were the most since Furman routed Piedmont 69-0 in 1935. The triumph was also the Paladins' 10th consecutive home victory against Southern Conference opposition.

The Paladins wasted little time in beginning the scoring parade as Lamar Rembert blocked a Keydet punt on the game's first possession, and teammate James Thomas returned it 38 yards to the VMI 9. Two plays later tailback Louis Ivory covered three yards to put the Paladins ahead 7-0 less than three minutes into the contest.

With Furman leading 14-0, Cooper picked up a fumble by VMI's Pedro Garcia at 15 and raced untouched 85 yards for the touchdown to put the Paladins ahead 21-0 at the 14:15 mark of the second quarter.

An interception by Rodney Johnson on VMI's next possession led to 26-yard field goal by Danny Marshall that extended the lead to 24-0.

A blocked punt by Shelvis Smith at the Furman 43 led to the Paladins' next score. After quarterback Billy Napier connected on a 41-yard pass to tight end Trent Sansbury to the Keydet 16, Louis Ivory ripped off a 13-yard run to the 3, and Napier completed the 3-play, 57-yard drive with a 3-yard touchdown run to make it 31-0 with 6:27 left in the half.

Furman capped its 24-point second period explosion with an 11-play, 69-yard drive that ended when backup tailback Toreico O'Neal scored on a 2-yard run of the last play of the first half to make it 38-0.

A 91-yard kickoff return by Brian Bratton to open the second half made it 45-0, and the Paladins later added a second kickoff return for a touchdown when Rembert bolted 79 yards following VMI's only score of the game to give Furman a 58-7 advantage.

Furman, which outgained VMI 435-223, got 100 yards on 10 carries and a touchdown from Ivory, who exited the game midway through the second period in favor of reserves. For Ivory, the 100-yard performance was his ninth straight and the 23rd of his career. Reserve tailback Hindley Brigham paced all Paladin rushers with eight carries for 106 yards and a touchdown.

SCORE BY QUARTERS

Furman	14	24	14	13	—	65
VMI	0	0	0	7	—	7

SCORING SUMMARY

F	—	Louis Ivory 3 run (Danny Marshall kick) 12:02-1Q	2 plays, 9 yards, TOP 0:38	0 - 7
F	—	Eric Emerson 2 run (Danny Marshall kick) 7:16-1Q	6 plays, 74 yards, TOP 2:30	0 - 14
F	—	Josh Cooper 85 fumble return (Danny Marshall kick) 14:15-2Q		0 - 21
F	—	Danny Marshall 26 FG 8:37-2Q	9 plays, 29 yards, TOP 5:17	0 - 24
F	—	Billy Napier 3 run (Danny Marshall kick) 6:27-2Q	3 plays, 57 yards, TOP 0:49	0 - 31
F	—	Toreico O'Neal 2 run (Danny Marshall kick) 0:00-2Q	11 plays, 69 yards, TOP 4:33	0 - 38
F	—	Brian Bratton 91 kickoff return (Danny Marshall kick) 14:42-3Q		0 - 45
F	—	Hindley Brigham 1 run (Danny Marshall kick) 4:00-3Q	6 plays, 64 yards, TOP 2:54	0 - 52
VMI	—	Titus Green 2 run (Matt Sharpe kick) 13:22-4Q	13 plays, 69 yards, TOP 5:38	7 - 52
F	—	Lamar Rembert 77 kickoff return (kick failed) 13:06-4Q		7 - 58
F	—	Corey Tant 2 run (Danny Marshall kick) 3:34-4Q	4 plays, 46 yards, TOP 1:23	7 - 65



Josh Cooper returned a fumble 85 yards for a touchdown to help propel Furman to its 20th straight win over VMI and 100th victory in Paladin Stadium history.

INDIVIDUAL STATISTICS

Rushing: F—Brigham 8-106, Ivory 10-100, O'Neal 14-74, Rembert 5-28, Emerson 7-19, Tant 5-18, Napier 3-3, Moore 1-(-1), Mathews 2-(-1). VMI—Cauthen 10-51, Bell 2-11, Armstead 2-3, Lyles 4-(-5), Green 2-(-6), Poldiak 2-(-9), Team 1-(-13).

Passing: F—Napier 5-5-0-75, Moore 2-5-0-14. VMI—Lyles 15-29-1-102, Poldiak 11-16-0-89.

Receiving: F—Sansbury 2-52, West 2-14, Sudderth 1-10, Rinehart 1-8, Ivory 1-5. VMI—Green 5-41, Simmons 4-36, Garcia 4-19, Dunlap 3-23, Puvogel 2-17, Bell 1-11, Carlson 1-10, Reel 1-7, Armstead 1-7, Cauthen 1-2.

Field Goals: F—Marshall 1-1 (26G). VMI—None.

Defense: F—Smith 8 (4 solo, 4 ast., 1 PBU, 1 blocked punt), South 6 (4 solo, 2 ast.), Ritter 6 (4 solo, 2 ast., 1 PBU), Billingsly 6 (4 solo, 2 ast.), Cooper 4 (3 solo, 1 ast., 1 FR), Killian 3 (3 solo, 1 TFL, 1 PBU, 1 Sack). VMI—Screen 8 (4 solo, 4 ast.).

TEAM STATISTICS

	FUR	VMI
First Downs	23	15
Rushing	55-346	23-32
Passing	89	191
C/AV	7-10-0	26-45-1
Total Offense	435	223
Fumbles-Lost	2-1	1-1
Penalties	3-37	4-35
Punts	0-0-0	7-31.7
Punt Returns	3-79	0-0
Kickoff Returns	2-168	9-250
Possession Time	29:25	30:35
Third Down Conversions	4-8	5-16
Fourth Down Conversions	0-2	0-3
Sacks By	3-24	0-0

FURMAN PALADINS FOOTBALL 2002



GAME 4

Furman 31, Western Carolina 13

September 29, 2001

E.J. Whitmire Stadium

Attendance: 8,714

CULLOWHEE, N.C. -- Louis Ivory rushed for 159 yards and two touchdowns to lead NCAA I-AA fourth-ranked Furman to a 31-13 Southern Conference win over Western Carolina.

Ivory scored on runs of 3 and 67 yards to help stake Furman to a 21-0 first quarter lead. The 158-yard effort, his 10th straight 100-yard performance and 24th century rushing outing of his career, upped his career rushing total to 4,697 yards, leaving him just 49 yards shy of Carl Tremble's school career rushing standard.

Furman, which scored on its first four possessions of the game, took a 7-0 lead on a 3-yard run by freshman fullback Eric Emerson that capped a 5-play, 55-yard drive.

On Western Carolina's second possession, Paul Billingsly recorded Furman's third blocked punt in its last two games and recovered it at the Catamount 15-yard line. Three plays later Ivory bulled over from three yards out with 5:55 left in the first quarter to give the Paladins a 14-0 lead.

Furman struck for its third touchdown with only seconds left in the opening period when Ivory took a handoff from quarterback Billy Napier and bolted 67 yards to give the Paladins a 21-0 advantage.

A 20-play, 80-yard drive put Western Carolina on the board with a 2-yard touchdown run by Donnie Bryant at the 5:10 juncture of the second quarter, but Furman answered with another impressive scoring drive under the direction of true freshman quarterback Bo Moore, who came off the bench for a shaken up Napier.

Using a 26-yard run by Lamar Rembert and a key 13-yard pass to James Thomas for a first down, Moore moved the Paladins 77 yards in nine plays and connected with Bear Rinehart on a 22-yard strike with only 45 seconds remaining in the first half to make it 28-7.

Napier, who returned to the field on Furman's first possession of the second half, set up the Paladins' final score of the contest when he hooked up with James Thomas on a 41-yard pass to the Catamount 8-yard line midway through the fourth quarter. Three plays later Danny Marshall booted his school record tying 10th straight field goal to give Furman a 31-7 lead.

Western Carolina finished off the scoring against Paladin reserves when Brian Gaither connected with Brendan Roy on a 32-yard touchdown pass with a little over a minute left in the contest.

Underscoring Furman's offensive efficiency was the fact that the Paladins outgained Western Carolina 349-319 despite recording only 47 offensive plays to the Catamounts' 71.

Paced by senior linebacker John Thrift's two quarterback takedowns, Furman's defense registered four sacks in the contest. Senior All-America linebacker Will Bouton led all Paladin tacklers with 12 stops and two tackles-for-loss.

SCORE BY QUARTERS

Furman	21	7	0	3	—	31
Western Carolina	0	7	0	6	—	13

SCORING SUMMARY

F — Eric Emerson 3 run (Danny Marshall kick) 10:37-1Q 5 plays, 55 yards, TOP 1:46	7-0
F — Louis Ivory 3 run (Danny Marshall kick) 5:55-1Q 3 plays, 15 yards, TOP 0:43	14-0
F — Louis Ivory 67 run (Danny Marshall kick) 0:14-1Q 3 plays, 78 yards, TOP 1:03	21-0
W — Donnie Bryant 2 run (Shon Rowser kick) 5:10-2Q 20 plays, 80 yards, TOP 10:04	21-7
F — Bear Rinehart 22 pass from Bo Moore (Danny Marshall kick) 0:45-2Q 9 plays, 77 yards, TOP 4:25	28-7
F — Danny Marshall 25 FG 7:02-4Q 8 plays, 52 yards, TOP 3:14	31-7
W — Brendan Roy 32 pass from Brian Gaither (kick failed) 1:01-4Q 4 plays, 75 yards, TOP 1:00	31-13



Louis Ivory's two first quarter touchdown runs, including one for 67 yards, helped the Paladins race to an early 21-0 lead over Western Carolina.

INDIVIDUAL STATISTICS

Rushing: F — Ivory 22-159, Rembert 3-32, Emerson 5-17, Napier 3-9, Moore 1-(-1), West 1-(-11). W — Boateng 16-52, Bryant 12-48, DeShauteurs 4-18, Cilento 10-11, Gary 1-6, Gaither 3-1.

Passing: F — Napier 7-10-0-109, Moore 2-2-0-35. W — Gaither 9-13-0-114, Cilento 8-12-0-69.

Receiving: F — Rinehart 5-68, Thomas 2-54, Sansbury 1-15, Ivory 1-7. W — Banks 5-49, Seward 4-53, Gary 3-12, Lane 2-31, Boateng 2-6, Roy 1-32.

Field Goals: F — Marshall 1-1 (25G). W — None.

Defense: F — Bouton 12 (8 solo, 4 ast., 2 TFL), Frierson 11 (7 solo, 4 ast., 1 TFL, 1 Sack), Cooper 10 (8 solo, 2 ast.), Thrift 8 (8 solo, 2 TFL, 2 Sacks), Smith 7 (6 solo, 1 ast., 3 TFL, 1 PBU), Ritter 4 (4 solo, 1 TFL, 1 Sack). W — Dunlap 6 (5 solo, 1 ast., 1 TFL), Fryer 6 (4 solo, 2 ast.), Norman 5 (4 solo, 1 ast.).

TEAM STATISTICS

	FUR	WCU
First Downs	15	19
Rushing	35-205	46-136
Passing	144	183
C/A/I	9-12-0	17-25-0
Total Offense	349	319
Fumbles-Lost	0-0	0-0
Penalties	3-22	9-71
Punts	5-31.6	6-29.5
Punt Returns	3-19	3-9
Kickoff Returns	3-34	4-93
Possession Time	25:08	34:52
Third Down Conversions	3-9	4-15
Fourth Down Conversions	0-0	3-5
Sacks By	4-38	1-2

FURMAN PALADINS FOOTBALL 2002



GAME 5

Furman 28, Appalachian State 22

October 6, 2001

Paladin Stadium

Attendance: 14,411

GREENVILLE, S.C. — Billy Napier passed for 159 yards and two touchdowns to lift NCAA I-AA third-ranked Furman to a 28-22 win over fifth-ranked Appalachian State in front of 14,411 fans at Paladin Stadium.

Napier completed 9-of-15 passes and connected with freshman flanker Isaac West for both scores in the second half on plays covering 39 and 30 yards. West had six pass receptions for 120 yards and five punt returns for 42 yards.

The win was the third straight by Furman over Appalachian State in Greenville and the 11th consecutive league home win for the Paladins.

Appalachian State, which tallied 81 offensive snaps to Furman's 45, outgained the Paladins 222-194 in total offense, but the Mountaineers managed only 2.7 yards per snap to Furman's 4.3.

Tailback Louis Ivory, who came into the game 50 yards shy of Furman's career rushing record, was held to 40 yards on 18 carries, but his 18-yard touchdown run with 4:17 left in the first half put the Paladins ahead for good, 14-7.

The Paladins raced to a 7-0 lead on the game's first play when Brian Bratton took the opening kickoff and sprinted 100 yards for a touchdown.

Appalachian State's Jerry Beard tied the game at 7-7 with a 13-yard run with 13:51 left in the second quarter.

Leading 14-7 at the half, Furman linebacker Will Bouton pounced on an Appalachian State fumble at the Mountaineer 39-yard line, and on the next play Napier hit a streaking West for a 39-yard touchdown strike to stretch the Paladin advantage to 21-7 at the 4:43 mark of the third period.

The Mountaineers made it 21-14 on a Joey Hoover 1-yard touchdown run with 11:14 left in the game, but two possessions later a 17-yard punt return by West to the Appalachian State 30 set up the Paladins' final score, which came one play later when Napier found West behind the Mountaineer secondary for a 30-yard touchdown pass with 7:46 left.

After Furman's Richie Jackson intercepted a Joe Burchette pass at the Paladin 1-yard line, Furman punter Lee Willis ran out of the end zone for a safety to make it 28-16 with 3:13 to go.

Appalachian State regained possession at the Furman 43 on the ensuing kickoff, and eight plays later Burchette connected with Jose White on a 3-yard touchdown pass to make it 28-22 with 1:26 remaining. Appalachian State's onside kick, however, was recovered by Furman's James Thomas at the 50-yard line, allowing the Paladins to run out the clock.

Bouton headlined a stout Paladin defensive effort with nine tackles, three tackles-for-loss, and a fumble recovery.



With Appalachian State's defense keying on Furman's running game, the Paladins went over the top for a pair of touchdown strikes to freshman Issac West.

INDIVIDUAL STATISTICS

Rushing: F — Ivory 18-40, Emerson 4-10, Bratton 1-2, Napier 7-(-17). A — Beard 14-44, Jackson 4-13, Watkins 4-11, Burchette 9-8, Hoover 2-5, White 2-1, Layton 1-(-8).

Passing: F — Napier 9-15-1-159. A — Burchette 21-45-1-148.

Receiving: F — West 6-120, Sansbury 2-25, Thomas 1-14. A — White 6-23, Hayward 5-60, Layton 3-31, Fowlkes 3-15, Watkins 2-3, Hoover 1-9, Little 1-7.

Field Goals: F — None. A — None.

Defense: F — Bouton 9 (3 solo, 6 ast., 3 TFL, 1 FR, 1 PBU), Jackson 8 (7 solo, 1 ast., 1 Int., 1 PBU), Frierson 8 (5 solo, 3 ast., 2 TFL), Smith 8 (4 solo, 4 ast., 1 TFL, 1 PBU), Thrift 8 (3 solo, 5 ast., 2 TFL), Billingsly 6 (4 solo, 2 ast., 3 TFL, 1 Sack). A — Mannino 6 (5 solo, 1 ast., 1 TFL, 1 Sack), Hunter 5 (3 solo, 2 ast., 3 TFL, 1 Sack), Seaverns 5 (3 solo, 2 ast., 1 Int., 1 PBU), Watson 4 (2 solo, 2 ast., 2 TFL).

SCORE BY QUARTERS

Appalachian State	0	7	0	15	—	22
Furman	7	7	7	7	—	28

SCORING SUMMARY

F — Brian Bratton 100 kickoff return (Danny Marshall kick) 14:44-1Q	0-7
A — Jerry Beard 13 run (Erik Rockhold kick) 13:51-2Q 4 plays, 25 yards, TOP 1:28	7-7
F — Louis Ivory 18 run (Danny Marshall kick) 4:17-2Q 2 plays, 25 yards, TOP 1:05	7-14
F — Isaac West 39 pass from Billy Napier (Danny Marshall kick) 4:43-3Q 1 play, 39 yards, TOP 0:08	7-21
A — Joey Hoover 1 run (Erik Rockhold kick) 11:14-4Q 7 plays, 41 yards, TOP 3:01	14-21
F — Isaac West 30 pass from Billy Napier (Danny Marshall kick) 7:46-4Q 1 play, 30 yards, TOP 0:07	14-28
A — Team Safety 3:13-4Q	16-28
A — Jose White 3 pass from Joe Burchette (pass failed) 1:47-4Q 8 plays, 43 yards, TOP 1:26	22-28

TEAM STATISTICS

	FUR	ASU
First Downs	9	14
Rushing	30-35	36-74
Passing	159	148
C/A/I	9-15-1	21-45-1
Total Offense	194	222
Fumbles-Lost	2-2	2-1
Penalties	7-60	11-83
Punts	8-35.3	11-38.6
Punt Returns	5-42	6-40
Kickoff Returns	3-139	5-81
Possession Time	29:16	30:44
Third Down Conversions	1-11	6-21
Fourth Down Conversions	0-0	2-4
Sacks By	3-17	3-15

FURMAN PALADINS FOOTBALL 2002



GAME 6

Furman 30, The Citadel 7

October 13, 2001

Johnson Hagood Stadium

Attendance: 16,982

CHARLESTON, S.C. -- Louis Ivory rushed 29 times for 131 yards and a touchdown en route to setting Furman's all-time rushing record in the Paladins' 30-7 victory over The Citadel in front of 16,982 fans at Johnson Hagood Stadium.

Ivory pushed his career rushing total to 4,868 yards, eclipsing Carl Tremble's record of 4,746 yards. The Furman senior also registered the 25th 100-yard rushing performance of his career to tie the school standard for most career 100-yard games.

Furman got the ball rolling early and never looked back as the Paladins scored at the 6:23 mark in the first quarter when freshman fullback Eric Emerson rumbled 11 yards for a touchdown. The run capped a 12-play, 59-yard drive that lasted 5:57.

Furman's offense then capitalized on the strong play of its defense as sophomore placekicker Danny Marshall converted a 27-yard field goal — his school record 11th straight — at the 1:49 mark in the first quarter to give the Paladins a 10-0 lead.

The Paladins struck for two more scores late in the second quarter when Ivory finished off a seven-play, 51-yard drive with a 2-yard touchdown run and quarterback Billy Napier connected with flanker Bear Rinehart on a 24-yard touchdown pass to take a 23-0 advantage into halftime.

The Citadel seized momentum on the first play of the second half when James Greene recovered a fumble after the Bulldogs' T.J. Rose sacked Napier at the Furman 24-yard line. Two plays later Nate Mahoney jaunted 13 yards for the touchdown to slice the Furman lead to 23-7.

The Paladins' defense, however, dashed any Bulldog comeback bid by halting the Bulldogs on their next two possessions, which ended on fourth down, 10-yard sack by strong safety Shelvis Smith at the Furman 35 and with a Smith interception at the Paladin 26.

Furman freshman fullback Al Means ran 10 yards with 4:52 left in the game to account for the Paladins' final score of the contest.

Napier helped lead the Paladins, completing 9-of-18 passes for 133 yards and a touchdown, and rushing 12 times for 58 yards. Rinehart paced the Furman receiving corps with five receptions for 82 yards and a score.

In addition to Smith, who posted nine stops, including two-for-loss, a sack, and an interception, the Paladins also received a strong effort from linebacker John Thrift, who led the team with 13 tackles, two tackles-for-loss, a fumble recovery, and a sack.


The win was Furman's third straight, sixth triumph in the last seven meetings with the Bulldogs, and 50th victory in the historic series.

SCORE BY QUARTERS

Furman	10	13	0	7	—	30
The Citadel	0	0	7	0	—	7

SCORING SUMMARY

F — Eric Emerson 11 run (Danny Marshall kick) 6:23-1Q 12 plays, 59 yards, TOP 5:57	7 - 0
F — Danny Marshall 27 FG 1:49-1Q 7 plays, 25 yards, TOP 2:26	10 - 0
F — Louis Ivory 2 run (Danny Marshall kick) 3:30-2Q 7 plays, 51 yards, TOP 3:15	17 - 0
F — Bear Rinehart 24 pass from Billy Napier (kick failed) 1:07-2Q 5 plays, 45 yards, TOP 1:15	23 - 0
C — Nate Mahoney 13 run (Nick Haas kick) 14:12-3Q 2 plays, 24 yards, TOP 0:024	23 - 7
F — Al Means 10 run (Danny Marshall kick) 4:52-4Q 13 plays, 77 yards, TOP 6:55	30 - 7



Shelvis Smith (38) turned in a brilliant performance in the Paladins' 30-7 win over The Citadel, recording nine tackles, two tackles-for-loss, a fumble recovery, and a sack.

INDIVIDUAL STATISTICS

Rushing: F — Ivory 29-131, Napier 12-58, Emerson 7-27, O'Neal 2-13, Means 2-10, Moore 1-5, Rembert 1-4, Team 3-(-5). C — Mahoney 16-69, Murphy 10-39, Drummond 15-31, Broughton 1-1, Doyle 1-(-7).

Passing: F — Napier 9-18-0-133. C — Drummond 4-12-1-27.

Receiving: F — Rinehart 5-82, Sansbury 3-39, Thomas 1-12. C — Johnson 1-12, Hollingsworth 1-9, Healy 1-5, Murphy 1-1.

Field Goals: F — Marshall 1-1 (27G). C — None.

Defense: F — Thrift 13 (9 solo, 4 ast., 2 TFL, 1 FR, 2 Sacks), Bouton 11 (6 solo, 5 ast., 1 TFL, 1 PBU), Smith 11 (6 solo, 5 ast., 2 TFL, 1 Sack, 1 Int., 1 PBU), Cooper 7 (4 solo, 3 ast.), Poole 4 (3 solo, 1 ast., 1 FR). C — Howard 14 (8 solo, 6 ast.), Stephens 14 (6 solo, 8 ast., 1 FF), Corley 13 (5 solo, 8 ast., 1 FR, 1 PBU).

TEAM STATISTICS

	FUR	CIT
First Downs	26	12
Rushing	57-243	43-133
Passing	133	27
C/A/I	9-18-0	4-12-1
Total Offense	376	160
Fumbles-Lost	3-3	3-2
Penalties	5-31	8-58
Punts	3-25.3	6-36.2
Punt Returns	2-20	1-(-1)
Kickoff Returns	2-45	4-81
Possession Time	34:13	25:47
Third Down Conversions	9-15	2-12
Fourth Down Conversions	2-2	1-4
Sacks By	4-17	1-9



FURMAN PALADINS FOOTBALL 2002

GAME 7

Furman 31, East Tennessee State 6

October 20, 2001

Paladin Stadium

Attendance: 11,009

GREENVILLE, S.C. -- Louis Ivory rushed for 146 yards and a touchdown to lift NCAA I-AA third-ranked Furman to a 31-6 Southern Conference win over East Tennessee State in front of 11,009 homecoming fans at Paladin Stadium.

In posting the win Furman claimed its school record 12th straight conference home victory but only the second decision in its last six meetings with East Tennessee State.

In rushing 26 times for 146 yards, Ivory recorded his school record 26th 100-yard rushing performance and became the first Furman player in history to top 5,000 rushing yards in a career.

Furman took an early 7-0 lead after Hindley Brigham blocked an East Tennessee State punt out of bounds at the Buccaneer 7. Two plays later Ivory ran seven yards for the score at the 10:34 mark of the first quarter.

After East Tennessee State cut the Paladin advantage to 7-3 on a Scott Salmons 37-yard field goal, Furman moved 69 yards in 11 plays for its second touchdown, which came on a 1-yard run by fullback Eric Emerson at the 12:58 juncture of the second quarter.

Leading 14-6 at intermission, Furman capitalized with good field position in the third quarter to add to its advantage. A 16-yard punt return by Bear Rinehart to the Buccaneer 41 set up a six-play drive that ended when Emerson registered his second score of the contest with a 5-yard run off left tackle to make it 24-6 with 5:14 remaining the third quarter.

The Paladins added a 5-yard touchdown run by backup fullback Al Means late in the fourth quarter to close out the scoring.

Furman, which outgained East Tennessee State 364-199, got 166 yards passing from junior quarterback Billy Napier, who completed 15-of-23 passes. His favorite target was Rinehart, who totaled six receptions for 74 yards while also totaling 47 yards on four punt returns.

With starting nose guard Ryan Spencer and tackle LeBryan Sperling sidelined with injuries, Furman's defense was paced by linebackers Will Bouton and John Thrift, who combined for 16 tackles, a tackle-for-loss, a sack, and an interception. The Paladins also blocked a pair of punts in the contest.

Furman placekicker Danny Marshall, who converted a school record 12th straight field goal attempt in the second quarter, had the streak stopped when he missed a 47-yard attempt late in the second period.

SCORE BY QUARTERS

East Tennessee State	3	3	0	0	—	6
Furman	7	10	7	7	—	31

SCORING SUMMARY

F	—	Louis Ivory 7 run (Danny Marshall kick) 10:34-1Q	0-7
		2 plays, 7 yards, TOP 0:38	
ET	—	Scott Salmons 37 FG 2:34-1Q	3-7
		8 plays, 32 yards, TOP 4:34	
F	—	Eric Emerson 1 run (Danny Marshall kick) 12:58-2Q	3-14
		11 plays, 69 yards, TOP 4:36	
F	—	Danny Marshall 20 FG 5:44-2Q	3-17
		13 plays, 55 yards, TOP 6:32	
ET	—	Scott Salmons 42 FG 0:00-2Q	6-17
		1 play, 0 yards, TOP 0:05	
F	—	Eric Emerson 5 run (Danny Marshall kick) 5:14-3Q	6-24
		6 plays, 41 yards, TOP 2:19	
F	—	Al Means 5 run (Danny Marshall kick) 3:02-4Q	6-31
		4 plays, 47 yards, TOP 1:44	



John Thrift headlined a strong Furman defensive effort against East Tennessee State, totaling eight tackles and an interception.

INDIVIDUAL STATISTICS

Rushing: F — Ivory 26-146, Brigham 3-42, Emerson 6-17, Rembert 2-12, Tant 3-10, O'Neal 1-8, Means 2-7, Moore 1-0, Team 1-(-11), Napier 5-(-33). ET — C. Carter 8-47, Wilhelm 7-30, Sanders 3-9, S. Carter 5-8, Copeland 1-5, Nuckolls 2-(-1), Clark 1-(-2), Sensabaugh 1-(-4).

Passing: F — Napier 15-23-1-166. ET — Wilhelm 10-27-2-88, Sanders 2-4-0-19.

Receiving: F — Rinehart 6-74, Sansbury 4-48, Thomas 3-23, Ivory 2-21. ET — Moore 6-70, Hendrickson 2-18, Nuckolls 2-11, C. Carter 1-10, S. Carter 1-(-2).

Field Goals: F — Marshall 1-2 (20G, 47NG). ET — Salmons 2-2 (37G, 42G).

Defense: F — Bouton 8 (7 solo, 1 ast., 1 TFL, 1 Sack), Thrift 8 (4 solo, 4 ast., 1 Int., 1 PBU), Smith 7 (6 solo, 1 ast., 2 TFL), Cooper 5 (4 solo, 1 ast.), Jackson 5 (3 solo, 2 ast., 1 TFL, 1 PBU), Ritter 4 (2 solo, 2 ast., 1 TFL, 1 Int., 1 PBU, 1 blocked punt). ET — Tiller 9 (9 solo, 1 Int., 1 PBU), Cornegay 8 (7 solo, 1 ast., 2 TFL, 1 FF, 1 Sack).

TEAM STATISTICS

	FUR	ET
First Downs	21	13
Rushing	50-198	28-92
Passing	166	107
C/A/I	15-23-2	12-31-2
Total Offense	364	199
Fumbles-Lost	2-1	0-0
Penalties	7-65	10-75
Punts	3-32.7	9-35.2
Punt Returns	6-86	0-0
Kickoff Returns	2-52	5-84
Possession Time	31:54	28:06
Third Down Conversions	7-14	4-15
Fourth Down Conversions	0-1	0-1
Sacks By	2-5	2-30

FURMAN PALADINS FOOTBALL 2002



GAME 8

Georgia Southern 20, Furman 10

November 3, 2001

Paulson Stadium

Attendance: 21,593

STATESBORO, GA. -- Quarterback J.R. Revere totaled 130 yards in offense and scored two touchdowns to lift NCAA I-AA fourth-ranked Georgia Southern to a 20-10 win over the second-ranked Furman in front of 21,593 fans at Paulson Stadium.

Revere, a senior, ran for 77 yards and threw for 53 more in helping the Eagles bounce back from a 19-16 loss to unranked East Tennessee State. The defeat snapped a six-game season winning streak by Furman and avenged the Eagles' 45-10 loss to the Paladins last year in Greenville.

Revere's 1-yard touchdown run with 10:33 to go in the game gave Georgia Southern a 17-10 lead, and the Eagles later got a 42-yard field goal from Scott Shelton with 2:28 left to make it 20-10.

Georgia Southern's go-ahead touchdown was set up by a fumble recovery by the Eagles' Corey Middlebrooks at the Georgia Southern 23-yard line on the first play of the fourth quarter. Furman had driven 57 yards in eight plays and appeared to be in position to take command of the game, but Middlebrooks pounced on a bad exchange between quarterback Billy Napier and fullback Corey Tant. From there, Georgia Southern moved 77 yards in nine plays for Revere's decisive score.

After an exchange of possessions, Furman took over at the Georgia Southern 49 with 7:34 left following a short Eagle punt. After Napier connected with James Thomas for 12 yards and a first down to the Georgia Southern 30, the Paladins failed on three successive pass plays before a tipped Napier fourth down pass was intercepted by linebacker Derrick Butler. From that point the Eagles moved 48 yards in seven plays for Shelton's 42-yard field goal, which effectively sealed the victory.

Louis Ivory ran 23 times for 122 yards and a touchdown while Georgia Southern's Adrian Peterson recorded 24 carries for 158 yards. Ivory's touchdown run, which covered 23 yards on a draw play with less than a minute left in the first half, tied the game at 7-7.

Furman broke the 7-7 deadlock by taking the second half kickoff and moving 71 yards in 10 plays for a Danny Marshall 30-yard field goal.

The Eagles, however, came back to knot the game at 10-10 with a 35-yard field goal by Shelton with 4:13 left in the third quarter, capping a 14-play, 57-yard possession.

Georgia Southern nosed out Furman 329-328 in total offense, and the Eagles outrushed the Paladins 276-132.

SCORE BY QUARTERS

Furman	0	7	3	0	—	10
Georgia Southern	7	0	3	10	—	20

SCORING SUMMARY

GS — J.R. Revere 5 run (Scott Shelton kick) 9:46-1Q	10 plays, 77 yards, TOP 5:14	0-7
F — Louis Ivory 23 run (Danny Marshall kick) 0:37-2Q	15 plays, 80 yards, TOP 5:44	7-7
F — Danny Marshall 30 FG 10:44-3Q	10 plays, 71 yards, TOP 4:16	10-7
GS — Scott Shelton 35 FG 4:13-3Q	14 plays, 57 yards, TOP 6:31	10-10
GS — J.R. Revere 1 run (Scott Shelton kick) 10:33-4Q	9 plays, 77 yards, TOP 4:19	10-17
GS — Scott Shelton 42 FG 2:28-4Q	7 plays, 48 yards, TOP 2:54	10-20



Louis Ivory ran for 122 yards and a touchdown against Georgia Southern, but a costly third quarter fumble by the Paladins proved decisive in the 20-10 loss.

INDIVIDUAL STATISTICS

Rushing: F — Ivory 23-122, Emerson 6-21, Napier 3-(-11). GS — Peterson 24-158, Revere 22-77, Myers 6-32, Walden 2-7, Anderson 1-3, Team 1-(-1).

Passing: F — Napier 17-31-2-196. GS — Revere 2-5-0-53.

Receiving: F — Sansbury 5-80, Rinehart 5-57, Thomas 3-40, West 2-10, Ivory 2-9. GS — Walden 1-38, Robinson 1-15.

Field Goals: F — Marshall 1-1 (30G). GS — Shelton 2-2 (35G, 42G).

Defense: F — Cooper 14 (9 solo, 5 ast.), Smith 11 (7 solo, 4 ast.), Poole 9 (7 solo, 2 ast., 3 FFL), Thrift 9 (5 solo, 4 ast.), Bouton 8 (7 solo, 1 ast.), Frierson 6 (5 solo, 1 ast., 1 TFL). GS — Scott 6 (6 solo), Youngblood 6 (5 solo, 1 ast., 2 TFL, 1 Sack), Young 6 (4 solo, 2 ast.), Whitaker 6 (3 solo, 3 ast., 1 Int., 1 PBU).

TEAM STATISTICS

	FUR	GSU
First Downs	19	17
Rushing	32-132	56-276
Passing	196	53
C/A/I	17-31-2	2-5-0
Total Offense	328	329
Fumbles-Lost	1-1	1-0
Penalties	3-15	5-35
Punts	3-28.3	4-34.8
Punt Returns	0-0	1-(-9)
Kickoff Returns	3-35	3-53
Possession Time	29:24	30:36
Third Down Conversions	6-13	4-12
Fourth Down Conversions	1-3	1-1
Sacks By	0-0	1-11



FURMAN PALADINS FOOTBALL 2002

GAME 9

Furman 45, Wofford 14

November 10, 2001

Paladin Stadium

Attendance: 10,534

GREENVILLE, S.C. -- Louis Ivory rushed for 198 yards and a career high four touchdowns to lead NCAA I-AA nationally fifth-ranked Furman to a 45-14 win over visiting Wofford.

Ivory scored on runs covering 13, 7, 17, and 8 yards and topped the 1,000-yard rushing mark for the third consecutive season (1,158 yards), tying a school mark set by Stanford Jennings from 1981-83. Ivory also racked up the 28th 100-yard rushing performance of his career and set a new school record for rushing touchdowns with 50, breaking the old mark of 48 set by Carl Tremble from 1989-92.

The win was the 13th straight home conference victory by Furman and sixth triumph in the last seven meetings with Wofford, which last won in Greenville in 1970.

Furman outgained Wofford 434-264.

The Paladins seized control on the contest early, scoring on its first possession by moving 92 yards in 10 plays to take a 7-0 lead on a 13-yard run by Ivory at the 8:05 mark of the first quarter.

Furman added three more scores on Ivory touchdown runs of 7 and 17 yards and on an 18-yard touchdown pass from quarterback Billy Napier to James Thomas to take a 28-0 second quarter lead.

After Wofford made it 28-7, the Paladins responded by moving 56 yards in 10 plays for a 39-yard Danny Marshall field goal on the final play of the half for a 31-7 advantage.

Furman vanquished any Wofford comeback when Brian Bratton took the second half kickoff and raced 100 yards for a touchdown to stretch the lead to 38-7. The kickoff return was Bratton's third of the season and the fourth by the Paladins in 2001.

Despite throwing two interceptions, Furman quarterback Billy Napier completed 14-of-16 passes for 174 yards and a touchdown. His favorite target was junior wide receiver James Thomas, who tallied a career high seven receptions for another career high 101 yards and a score.

Linebacker Will Bouton led all Paladin defenders with nine tackles and an interception. Sterling Frierson tallied eight tackles, and defensive end Mike Killian had seven tackles and a fumble recovery, which he returned 18 yards to set up a score.

SCORE BY QUARTERS

Wofford	0	7	0	7	—	14
Furman	14	17	14	0	—	45

SCORING SUMMARY

F — Louis Ivory 13 run (Danny Marshall kick) 8:05-1Q 10 plays, 92 yards, TOP 5:14	0-7
F — Louis Ivory 7 run (Danny Marshall kick) 3:16-1Q 4 plays, 72 yards, TOP 1:26	0-14
F — Louis Ivory 17 run (Danny Marshall kick) 11:26-2Q 2 plays, 28 yards, TOP 0:14	0-21
F — James Thomas 18 pass from Billy Napier (Danny Marshall kick) 7:26-2Q 6 plays, 44 yards, TOP 2:47	0-28
W — Chris Edwards 41 interception return (Darren Brown kick) 3:20-2Q	7-28
F — Danny Marshall 39 FG 0:00-2Q 10 plays, 56 yards, TOP 3:20	7-31
F — Brian Bratton 100 kickoff return (Danny Marshall kick) 14:43-3Q	7-45
F — Louis Ivory 8 run (Danny Marshall kick) 0:17-3Q 9 plays 74 yards, TOP 4:09	7-45
W — Melvin Jones 1 run (Darren Brown kick) 9:41-4Q 15 plays, 64 yards, TOP 5:36	14-45



Louis Ivory headlined a dominating performance in Furman's 45-14 triumph over Wofford, rushing for a season high 198 yards and a career high four touchdowns.

INDIVIDUAL STATISTICS

Rushing: F — Ivory 23-198, Emerson 5-25, Bratton 2-18, Brigham 4-13, Means 3-10, O'Neal 2-8, Rembert 1-0, Napier 1-(-12). W — Jones 21-72, Wilson 11-50, Rodgers 3-33, McNair 10-31, McCoy 7-17, Fogle 1-7, Foster 1-6.

Passing: F — Napier 14-16-2-174. W — Wilson 8-18-1-48.

Receiving: F — Thomas 7-101, West 3-41, Ivory 2-14, Rinehart 1-9, Sansbury 1-9. W — Goodpaster 3-21, Gilmore 2-2, Gaillard 1-12, Regenthal 1-10, McCoy 1-3.

Field Goals: F — Marshall 1-1 (39G). W — Brown 0-1 (43NG).

Defense: F — Bouton 9 (7 solo, 2 ast., 1 Int., 1 PBU), Frierson 8 (6 solo, 2 ast., 1 TFL), Cooper 7 (5 solo, 2 ast., 1 TFL), Smith 7 (5 solo, 2 ast., 1 TFL), Knight 7 (3 solo, 4 ast.), Killian 7 (3 solo, 4 ast., 1 FR). W — Nelson 12 (8 solo, 4 ast., 1 TFL), Washington 6 (6 solo).

TEAM STATISTICS

	FUR	WOF
First Downs	21	17
Rushing	44-260	54-216
Passing	174	48
C/A/I	14-6-2	8-18-1
Total Offense	434	264
Fumbles-Lost	0-0	1-1
Penalties	3-28	3-25
Punts	3-40-3	6-41.5
Punt Returns	4-24	2-0
Kickoff Returns	3-135	7-119
Possession Time	28:27	31:33
Third Down Conversions	7-12	8-17
Fourth Down Conversions	1-1	1-2
Sacks By	0-0	0-0

FURMAN PALADINS FOOTBALL 2002



GAME 10

Furman 42, Chattanooga 10

November 17, 2001

Finley Stadium

Attendance: 6,336

CHATTANOOGA, TENN. -- Billy Napier passed for a career high 218 yards and accounted for four touchdowns and Furman's defense converted a pair of second half turnovers into scores to lead the NCAA I-AA fourth-ranked Paladins to a 42-10 win over Chattanooga and 2001 Southern Conference championship.

Furman's title, its second in three years, marked the program's 11th overall -- the most by any school in the conference's 80-year football history.

Napier completed 16-of-23 passes and connected on strikes of 19, 6, and 16 yards while also scoring on a 1-yard run to pace Furman to 468 yards offense. Two of Napier's strikes went to flanker Bear Rinehart, and the other covered 16 yards to tight end Trent Sansbury, who caught a career high seven passes for 77 yards.

Tailback Louis Ivory headlined the ground attack with 158 yards and touchdown and, in the process, recorded the 29th 100-yard game of his career.

A 48-yard return by Brian Bratton on the game's first play set up a 27-yard touchdown run by Ivory at the 13:57 mark that put the Paladins ahead 7-0.

After Chattanooga tied the game, the Paladins regained the lead on a 30-yard Danny Marshall field goal early in the second quarter.

Less than a minute later Furman struck again following a 28-yard interception return to the UTC 19 by free safety Josh Cooper. On the next play Napier hit Rinehart in the corner of the end zone to give the Paladins a 16-7 advantage with 13:43 left in the first half.

Chattanooga hung tough in the third quarter and sliced Furman's lead to 16-10 with a 30-yard Andy Ladebauche field goal, but the Paladins took control with a 26-point fourth period.

A spectacular, diving 6-yard touchdown reception by Rinehart at the 14:13 juncture extended Furman's lead to 22-10, and less than two minutes later a 13-yard interception return by linebacker John Thrift led to the Paladins' next tally, which came on a 16-yard strike from Napier to Sansbury that made it 28-10.

The Paladin onslaught continued a little more than a minute later when cornerback Richie Jackson scooped up a fumble by the Mocs' Joey Peters and raced 31 yards for another score at the 11:30 mark, giving Furman a 35-10 advantage. Napier's 1-yard touchdown plunge with 4:07 left capped the Paladins' fourth-quarter outburst.

Cooper headlined Furman's defensive effort with 10 tackles, two interceptions, two pass deflections, and a caused fumble.



Billy Napier was spectacular in the Paladins' 42-10 win over Chattanooga, throwing for 218 yards and three touchdowns.

INDIVIDUAL STATISTICS

Rushing: F—Ivory 28-158, Rembert 5-31, Emerson 4-20, Napier 6-17, O'Neal 2-16, Brigham 1-4, Tant 1-4. C—McNeil 20-133, Barnes 10-22, Chesterfield 2-2.

Passing: F—Napier 16-23-0-218. C—Barnes 27-42-3-185.

Receiving: F—Sansbury 7-77, Rinehart 3-48, Thomas 2-45, Ivory 2-12, Bratton 1-26, Emerson 1-10. C—Grier 7-35, Rankin 6-52, McNeill 4-60, Jones 4-23, Bandy 4-19, Peters 2-(-4).

Field Goals: F—Marshall 1-2 (30G, 30NG). C—Ladebauche 1-1 (30G).

Defense: F—Bouton 12 (9 solo, 3 ast., 1 TFL), Sperling 7 (6 solo, 1 ast., 1 TFL, 1 Sack), Smith 6 (4 solo, 2 ast., 1 PBU), Thrift 6 (2 solo, 4 ast., 1 Int.), Johnson 5 (4 solo, 1 ast., 1 TFL), Jackson 4 (4 solo, 1 TFL, 1 FR), Cooper 4 (3 solo, 1 ast., 1 FF, 2 Int., 2 PBU). C—Knight 9 (7 solo, 2 ast., 1 PBU), Lamar 8 (6 solo, 2 ast.), Cain 7 (3 solo, 4 ast., 1 PBU).

SCORE BY QUARTERS

Furman	7	9	0	26	—	42
Chattanooga	7	0	3	0	—	10

SCORING SUMMARY

- F — Louis Ivory 27 run (Danny Marshall kick) 13:57-1Q
3 plays, 47 yards, TOP 1:03 7- 0
- C — Charles McNeill 45 pass from Justin Barnes
(Andy Ladebauche kick) 8:04-1Q 7- 7
- F — Danny Marshall 30 FG 14:16-2Q
14 plays, 54 yards, TOP 7:48 10- 7
- F — Bear Rinehart 19 pass from Billy Napier (kick failed) 13:43-2Q
1 play, 19 yards, TOP 0:08 16- 7
- C — Andy Ladebauche 30 FG 10:36-3Q
11 plays, 65 yards, TOP 4:24 16- 10
- F — Bear Rinehart 6 pass from Billy Napier (pass failed) 14:13-4Q
11 plays, 66 yards, TOP 4:27 22- 10
- F — Trent Sansbury 16 pass from Billy Napier (kick failed) 12:49-4Q
1 play, 16 yards, TOP 0:07 28- 10
- F — Richie Jackson 31 fumble return
(Danny Marshall kick) 11:30-4Q 35- 10
- F — Billy Napier 1 run (Danny Marshall kick) 4:07-4Q
11 plays, 68 yards, TOP 5:29 42- 10

TEAM STATISTICS

	FUR	UTC
First Downs	25	19
Rushing	47-250	32-157
Passing	218	185
C/A/I	16-23-0	27-42-3
Total Offense	468	342
Fumbles-Lost	3-2	2-1
Penalties	3-20	5-37
Punts	2-37.5	4-38.3
Punt Returns	1-13	1-12
Kickoff Returns	3-68	7-117
Possession Time	28:33	31:27
Third Down Conversions	7-12	4-15
Fourth Down Conversions	1-1	2-4
Sacks By	3-11	0-0



FURMAN PALADINS FOOTBALL 2002

GAME II

Furman 47, Presbyterian 28

November 24, 2001

Paladin Stadium

Attendance: 7,241

GREENVILLE, S.C. -- Louis Ivory rushed for 176 yards and four touchdowns to lead the NCAA I-AA fourth-ranked Furman Paladins to a 47-28 win over Presbyterian in the regular season finale for both teams.

Ivory scored on touchdown runs of 15, 1, 3, and 2 yards and claimed his second consecutive Southern Conference rushing title with 1,492 yards and a school season record 19 touchdowns. He also registered the 30th 100-yard rushing game of his career.

Presbyterian was paced by senior quarterback Todd Cunningham, who completed 33-of-48 passes for 346 yards and four touchdowns to finish his career as the second all-time leading passer in NCAA Division II history with 10,937 yards and 111 touchdowns.

Presbyterian used all four Cunningham touchdown passes in the first half, including a pair of strikes to senior wide receiver D.J. Humphries covering 14 and 13 yards, to take a 28-27 lead into halftime.

Furman, however, regained the advantage when Ivory scored on a 3-yard run on the Paladins' first possession of the second half to make it 33-28.

The Paladins' Cedrick Ritter then intercepted Cunningham at the Furman 36 on Presbyterian's next possession, and the Paladins responded by moving 64 yards in 13 plays for Ivory's fourth touchdown of the contest, which came on a 2-yard run with 2:55 left in the third quarter to give the Paladins a 40-28 advantage.

Furman closed out the scoring with an Al Means 4-yard run with 10:21 left in the game.

Furman rolled up a 494-350 advantage in total offense and shut out Presbyterian in the second half, limiting the Blue Hose to only 91 total yards over the final two quarters. PC only netted four rushing yards in the game on 10 attempts.

Billy Napier paced Furman's passing attack, completing 13-of-23 passes for 181 yards and a touchdown.



Furman wrapped up its regular season with a 47-28 triumph over Presbyterian, highlighted by Louis Ivory's 34-carry, 176-yard, two-touchdown performance.

SCORE BY QUARTERS

Presbyterian	14	14	0	0	—	28
Furman	14	13	13	7	—	47

SCORING SUMMARY

P	—	D.J. Humphries 12 pass from Todd Cunningham (Michael Wright kick) 13:51-1Q	7-0
F	—	Louis Ivory 15 run (Danny Marshall kick) 11:10-1Q	7-7
F	—	Louis Ivory 1 run (Danny Marshall kick) 4:04-1Q	7-14
P	—	Donald Wilson 12 pass from Todd Cunningham (Michael Wright kick) 1:57-1Q	14-14
P	—	D.J. Humphries 13 pass from Todd Cunningham (Michael Wright kick) 12:54-2Q	21-14
F	—	Bear Rinehart 3 pass from Billy Napier (Danny Marshall kick) 9:04-2Q	21-21
P	—	Kevin Smith 1 pass from Todd Cunningham (Michael Wright kick) 5:31-2Q	28-21
F	—	Eric Emerson 9 run (kick failed) 2:54-2Q	28-27
F	—	Louis Ivory 3 run (pass failed) 10:27-3Q	28-33
F	—	Louis Ivory 2 run (Danny Marshall kick) 2:55-3Q	28-40
F	—	Al Means 4 run (Danny Marshall kick) 10:21-4Q	28-47

INDIVIDUAL STATISTICS

Rushing: F—Ivory 34-176, Means 9-78, Emerson 8-42, O'Neal 4-10, Napier 6-9, Moore 3-(-2). P—Wilson 1-7, Cunningham 9-(-3).
Passing: F—Napier 13-23-2-181. P—Cunningham 33-48-1-346.
Receiving: F—Thomas 4-67, West 3-38, Sansbury 2-26, Rinehart 2-24, Bratton 1-18, Ivory 1-8. P—Humphries 10-129, Wilson 6-39, Meng 4-53, Moloney 3-36, Smith 3-30, Flemming 2-31, Keith 2-17, Swinton 2-6, McCoy 1-5.
Field Goals: F—None. P—None.
Defense: F—Smith 8 (6 solo, 2 ast.), Jackson 6 (5 solo, 1 ast.), Bouton 5 (4 solo, 1 ast., 2 TFL, 1 Sack, 1 FR, 1 PBU), Billingsly 4 (2 solo, 2 ast., 2 PBU), Thrift 4 (2 solo, 2 ast., 1 TFL, 1 Sack). P—Creasman 13 (6 solo, 7 ast.), Maxwell 10 (3 solo, 7 ast., 1 PBU), Behrendsen 10 (2 solo, 8 ast.).

TEAM STATISTICS

	FUR	PC
First Downs	31	20
Rushing	64-313	10-4
Passing	181	346
C/A/I	13-23-2	33-48-1
Total Offense	494	350
Fumbles-Lost	1-0	1-1
Penalties	8-67	7-71
Punts	2-38.0	3-36.3
Punt Returns	1-7	0-0
Kickoff Returns	5-65	7-157
Possession Time	37:48	22:12
Third Down Conversions	12-17	2-8
Fourth Down Conversions	0-0	1-3
Sacks By	4-18	1-9

FURMAN PALADINS FOOTBALL 2002



GAME 12

Furman 24, Western Kentucky 20
 December 1, 2001 (NCAA I-AA Playoffs)
 Paladin Stadium Attendance: 6,143

GREENVILLE, S.C. -- Al Means' 19-yard touchdown run with 3:07 left in the game lifted Furman to a 24-20 win over Western Kentucky in NCAA I-AA first round playoff action at Paladin Stadium.

Means' decisive score came after Josh Cooper recovered a fumble by Western Kentucky's Curtis Hamilton at the Hilltoppers' 42-yard line. Four consecutive runs by Louis Ivory moved Furman to the 19, where Means took a handoff up the middle for the game winning score.

The victory snapped the Paladins' string of two straight opening round playoff losses and marked the program's biggest comeback since 1996, when Furman rallied from a 21-7 deficit to beat Northern Arizona, 42-31.

Furman committed four turnovers, but the Paladins benefited from three Hilltopper miscues, including two fumbles that led to scores. The Paladins totaled 327 yards against a Western Kentucky defense that ranked second nationally in scoring and rushing defense. The Hilltoppers, meanwhile, accumulated only 243 total yards, including a mere 76 in the second half. Western Kentucky ranked fourth nationally in rushing offense but managed only 186 versus the Paladins.

Furman fell behind 14-0 in the first quarter following a 3-yard touchdown run by Jason Johnson and 8-yard touchdown pass from Johnson to DeWayne Gallishaw.

A 21-yard touchdown pass from Napier to Isaac West on the first play of the second quarter cut the lead in half, but the Hilltoppers later responded when Peter Martinez kicked a career long 51-yard field goal on the final play of the first half to make it a 17-7 game.

After Martinez connected on a 33-yard field goal at the 6:31 mark of the third quarter to put the Hilltoppers ahead 20-7, Furman rallied, using a 47-yard pass from Napier to tight end Trent Sansbury to the Western Kentucky 16-yard line. Two plays later fullback Eric Emerson bulled over from four yards out with 0:52 left in the third quarter to make it 20-14.

From that point, Furman's defense stepped up, forcing a pair of fumbles to fuel the comeback. A Will Bouton recovery at the Hilltopper 38 led to a Danny Marshall 21-yard field goal that made it 20-17. Later, after Bobby Sippio intercepted a Napier pass at the Hilltopper 29, the Paladin defense came up big again when Cooper pounced on a fumble at the Hilltopper 45, setting up Means' game winning run.

Furman was paced offensively by Ivory, who ran for 170 yards on 33 carries before exiting the game with a sprained knee on the game winning touchdown drive. Bouton, meanwhile, led a strong Paladin defensive effort with 13 tackles, two tackles-for-loss, and a fumble recovery.



Al Means' 19-yard touchdown run in the fourth quarter completed Furman's impressive 24-20 come-from-behind win over Western Kentucky.

SCORE BY QUARTERS

Western Kentucky	14	3	3	0	—	20
Furman	0	7	7	10	—	24

SCORING SUMMARY

- WK — Jason Johnson 3 run (Peter Martinez kick) 10:20-1Q
9 plays, 59 yards, TOP 4:40 7- 0
- WK — DeWayne Gallishaw 8 pass from Jason Johnson
(Peter Martinez kick) 8:46-1Q
2 plays, 11 yards, TOP 0:51 14- 0
- F — Isaac West 21 pass from Billy Napier
(Danny Marshall kick) 14:53-2Q
12 plays, 78 yards, TOP 6:10 14- 7
- WK — Peter Martinez 51 FG 0:01-2Q
7 plays, 51 yards, TOP 1:14 17- 7
- WK — Peter Martinez 33 FG 6:31-3Q
4 plays, 6 yards, TOP 2:04 20- 7
- F — Eric Emerson 4 run (Danny Marshall kick) 0:52-3Q
7 plays, 80 yards, TOP 3:00 20- 14
- F — Danny Marshall 21 FG 9:45-4Q
8 plays, 35 yards, TOP 4:08 20- 17
- F — Al Means 19 run (Danny Marshall kick) 3:07-4Q
5 plays, 42 yards, TOP 1:37 20- 24

INDIVIDUAL STATISTICS

Rushing: F — Ivory 33-170, Means 4-36, Emerson 8-21, West 1-20, Rembert 1-6, Napier 10-(-15). WK — Pimpleton 17-74, Gallishaw 13-56, Brooks 7-29, Hamilton 6-17, Johnson 4-11, Michael 2-0, Frazier 2-(-1).

Passing: F — Napier 6-13-2-89. WK — Pimpleton 4-4-0-33, Michael 1-2-1-7, Johnson 2-2-0-17.

Receiving: F — Rinehart 3-17, Sansbury 2-51, West 1-21. WK — Weals 4-33, Hayes 2-16, Gallishaw 1-8.

Field Goals: F — Marshall 1-1 (21G). WK — Martinez 2-2 (51G, 33G).

Defense: Bouton 13 (8 solo, 5 ast., 2 TFL, 1 FR), Jackson 9 (4 solo, 5 ast.), Cooper 9 (4 solo, 5 ast., 1 FF, 1 FR), Frierson 8 (4 solo, 4 ast., 1 TFL), Thrift 7 (5 solo, 2 ast., 1 TFL), Killian 5 (2 solo, 3 ast., 1 TFL, 1 Sack). WK — Mitchell 10 (8 solo, 2 ast., 1 Int.), Dandy 10 (4 solo, 6 ast.), Drummond 8 (4 solo, 4 ast., 2 TFL, 1 FR).

TEAM STATISTICS

	FUR	WKU
First Downs	18	12
Rushing	57-238	52-186
Passing	89	57
C/A/I	6-13-2	7-8-1
Total Offense	327	243
Fumbles-Lost	2-2	3-2
Penalties	2-15	6-60
Punts	5-40.4	7-39.3
Punt Returns	2-19	4-63
Kickoff Returns	3-55	5-82
Possession Time	31:32	28:28
Third Down Conversions	6-16	3-14
Fourth Down Conversions	1-1	2-2
Sacks By	1-6	0-0



FURMAN PALADINS FOOTBALL 2002

GAME 13

Furman 34, Lehigh 17

December 8, 2001 (NCAA I-AA Playoffs)

Paladin Stadium

Attendance: 10,189

GREENVILLE, S.C. -- Toreico O'Neal rushed for 128 yards and a pair of touchdowns and Furman's defense racked up a season high nine sacks to lead the Paladins to a 34-17 win over the Lehigh Mountain Hawks in NCAA I-AA quarterfinal football action in front of 10,189 fans at Paladin Stadium.

O'Neal's performance highlighted a strong Furman rushing attack that was minus injured All-America tailback Louis Ivory. In addition to O'Neal, Furman got 105 and 66 yards, respectively, from tailbacks Hindley Brigham and Lamar Rembert on the way to 332 rushing yards.

As much as Furman's offensive line set the stage for the Paladins' strong ground attack, the Paladin defense stepped up with another solid playoff game performance by holding the Mountain Hawks to only 305 total yards. Lehigh was hounded by Paladin senior linebacker Will Bouton, who totaled 11 tackles, including six-for-loss, a career high four sacks, and a forced fumble.

Furman took an early 3-0 lead on a 22-yard Danny Marshall field goal at the 8:23 mark of the first quarter.

After Lehigh went up 7-3 on a 1-yard touchdown run by Justin Barrasso, Furman used a 65-yard kickoff return by the nation's leading return specialist, Brian Bratton, to set up its next score, which came on the following play when O'Neal took an option pitch 35 yards to make it 10-7.

Furman's defense set up the Paladins' next score when Bouton forced a fumble by Lehigh quarterback Brant Hall, which was recovered by Sterling Frierson at the Furman 35. Seven plays later, on a third-and-16 play at the Lehigh 49, Paladin quarterback Billy Napier scrambled away from pressure and connected with wide receiver Bear Rinehart behind the Mountain Hawk secondary for a 49-yard touchdown to make it 17-7.

Just before intermission the Paladins stretched their advantage to 24-7 on a 2-yard run by fullback Eric Emerson to cap a 9-play, 62-yard drive.

Brian Kelley booted a 29-yard field goal in the third quarter to narrow the Paladin advantage to 24-10, but Lehigh's comeback ended when the Paladins, using a 48-yard run by Brigham, responded with Marshall's second field goal of the contest, a 27-yard effort on the first play of the fourth quarter.

Furman made it 34-10 after Will Bouton sacked Lehigh quarterback Brant Hall at the Mountain Hawk 41. Three handoffs to O'Neal got the Paladins into the end zone, with the scoring run covering 10 yards.

SCORE BY QUARTERS

Lehigh	7	0	3	7	—	17
Furman	10	14	0	10	—	34

SCORING SUMMARY

F — Danny Marshall 22 FG 8:23-1Q	0-3
9 plays, 52 yards, TOP 3:46	
L — Justin Barrasso 1 run (Brian Kelley kick) 4:21-1Q	7-3
8 plays, 46 yards, TOP 4:02	
F — Toreico O'Neal 35 run (Danny Marshall kick) 3:58-1Q	7-10
1 play 35 yards, TOP 0:23	
F — Bear Rinehart 49 pass from Billy Napier	7-17
(Danny Marshall kick) 14:40-2Q	
7 plays, 65 yards, TOP 2:58	
F — Eric Emerson 2 run (Danny Marshall kick) 0:33-2Q	7-24
9 plays, 62 yards, TOP 2:37	
L — Brian Kelley 29 FG 1:50-3Q	10-24
11 plays, 76 yards, TOP 4:43	
F — Danny Marshall 27 FG 14:56-4Q	10-27
5 plays, 56 yards, TOP 1:54	
F — Toreico O'Neal 7 run (Danny Marshall kick) 4:23-4Q	10-34
3 plays, 41 yards, TOP 0:58	
L — Darin Henry 12 pass from Luke Ciannello	17-34
(Brian Kelley kick) 1:32-4Q	
11 plays, 81 yards, TOP 2:51	



Will Bouton was unstoppable in the Paladins' 34-17 win over Lehigh, totaling 11 tackles and four sacks to headline a school playoff record nine-sack performance.

INDIVIDUAL STATISTICS

Rushing: F — O'Neal 12-128, Brigham 11-105, Rembert 11-66, Emerson 9-16, Means 2-13, Napier 4-4. L — Pugh 14-55, Hall 22-40, Ciannello 1-11, Barrasso 4-3, Sutton 1(-5), Team 1(-11).

Passing: F — Napier 7-13-0-134. L — Hall 13-23-0-142, Ciannello 7-11-0-70.

Receiving: F — Rinehart 3-82, Thomas 3-31, Sansbury 1-21. L — Crockett 6-74, Sutton 5-55, Pugh 3-9, Kelleher 2-23, Hluschak 1-19, Larkins 1-12, Henry 1-12, Barrasso 1-8.

Field Goals: F — Marshall 2-2 (22G, 27G). L — Kelley 1-1 (29G).

Defense: F — Bouton 11 (10 solo, 1 ast., 6 TFL, 1 FF, 4 Sacks), Cooper 7 (6 solo, 1 ast.), Smith 7 (5 solo, 2 ast., 1 TFL), Spencer 6 (6 solo), Poole 6 (5 solo, 1 ast., 3 TFL, 1 FF, 2 Sacks), Thrift 5 (4 solo, 1 ast., 1 TFL, 1 Sack), Frierson 1 (1 ast., 2 FR). L — Perryman 10 (6 solo, 4 ast., 1 TFL, 1 FR), Byron 8 (7 solo, 1 ast.).

TEAM STATISTICS

	FUR	LEH
First Downs	24	21
Rushing	49-332	43-93
Passing	134	212
C/A/I	7-13-0	20-34-0
Total Offense	466	305
Fumbles-Lost	2-1	2-2
Penalties	3-19	2-19
Punts	4-37.3	5-45.0
Punt Returns	2-8	0-0
Kickoff Returns	3-116	6-201
Possession Time	27:53	32:07
Third Down Conversions	4-12	5-15
Fourth Down Conversions	1-1	1-4
Sacks By	9-59	1-2

FURMAN PALADINS FOOTBALL 2002



GAME 14

Furman 24, Georgia Southern 17

December 15, 2001 (NCAA I-AA Playoffs)

Paulson Stadium

Attendance: 11,827

STATESBORO, GA. -- Georgia Southern's Paulson Stadium is known to the GSU faithful as "Our House", but the Furman Paladins served an eviction notice by bouncing the Eagles 24-17 to advance to the NCAA I-AA championship game against Montana.

Winners of 39 straight games at Paulson and 27-0 in home playoff contests over the years, Georgia Southern saw its impressive runs end when Furman converted a pair of early third quarter fumbles into 10 points, helping to erase a 17-7 halftime deficit on the way to the win.

Trailing 7-3, slotback Mark Myers put the Eagles ahead 10-7 when he took an option pitch from quarterback J.R. Revere and raced 51 yards for a score with 3:22 left. Then, after forcing a punt, Georgia Southern used a 58-yard pass from Revere to Derrick Owens to quickly cover 84 yards for its second touchdown of the game, which came on 11-yard run by Revere with only 20 seconds left before intermission.

Furman's fortunes, however, dramatically improved in the third quarter.

On the second half kickoff, the Eagles' Justin Wright botched the reception, and Cam Newton picked up the ball and returned it to the Eagle 18. From there Furman drove to the 2 before settling for a Danny Marshall 19-yard field goal that cut the Georgia Southern lead to 17-10.

On the Eagles' next play from scrimmage, Furman's Eddie Overdyke pounced on a Zream Walden fumble at the Georgia Southern 21, and one play later quarterback Billy Napier connected with flanker Bear Rinehart on a 21-yard touchdown strike to knot the game at 17-17.

After yielding 224 yards in the first half, Furman's defense tightened the screws, recording a shutout and limiting the Eagles to only 55 yards and 20 plays over the final two quarters.

Furman's offense, meanwhile, established control up front to produce the game winning points, putting together a 13-play, 56-yard drive that ended with a 1-yard touchdown plunge by fullback Eric Emerson with 8:24 left.

From that point, Furman's defense, led by linebacker Will Bouton's 10 tackles, three tackles-for-loss, and sack, slammed the door, forcing a punt and an interception on the Eagles' last two possessions.

Furman outgained Georgia Southern 345-279 and outrushed the Eagles 186-184. Playing in the last game of his collegiate career, Georgia Southern's Adrian Peterson, the Southern Conference's all-time leading rusher, was held to a career low 68 yards on 18 carries.

Napier tied David Henderson's school record for consecutive completions in a game by going 12-for-12 for 159 yards and a touchdown. His favorite target was Rinehart, who caught five passes for 82 yards.

SCORE BY QUARTERS

Furman	0	7	10	7	—	24
Georgia Southern	3	14	0	0	—	17

SCORING SUMMARY

GS — Scott Shelton 40 FG 0:49-1Q	0-3
F — Toreico O'Neal 7 run (Danny Marshall kick) 5:44-2Q	7-3
GS — Mark Myers 51 run (Scott Shelton kick) 3:22-2Q	7-10
GS — J.R. Revere 11 run (Scott Shelton kick) 0:20-2Q	7-17
F — Danny Marshall 19 FG 11:19-3Q	10-17
F — Bear Rinehart 21 pass from Billy Napier (Danny Marshall kick) 10:52-3Q	17-17
F — Eric Emerson 1 run (Danny Marshall kick) 8:24-4Q	24-17



Billy Napier connected on all 12 of his pass attempts for 159 yards and a touchdown to halt the Eagles' 39-game home winning streak in the 24-17 Furman victory.

INDIVIDUAL STATISTICS

Rushing: F — Brigham 17-58, Rembert 9-48, Emerson 12-34, O'Neal 8-24, Means 5-11, Napier 10-9, Rinehart 1-2. GS — Peterson 18-68, Myers 2-58, Revere 17-51, Walden 3-6, Ford 1-1.

Passing: F — Napier 12-12-0-159. GS — Revere 5-12-1-95.

Receiving: F — Rinehart 5-82, Thomas 3-33, Sansbury 2-27, Bratton 1-10, Brigham 1-7. GS — Owens 3-81, Myers 2-14.

Field Goals: F — Marshall 1-2 (19G, 31NG). GS — 1-2 (40G, 46NG).

Defense: Bouton 10 (8 solo, 2 ast., 3 TFL, 1 Sack), Frierson 7 (5 solo, 2 ast., 1 TFL, 1 FF), Sperling 6 (2 solo, 4 ast.), Whetstone 6 (1 solo, 4 ast.), Spencer 4 (3 solo, 1 ast.), Cooper 4 (3 solo, 1 ast.), Jackson 3 (3 solo, 1 Int., 2 PBU), Newton 1 (1 solo, 1 FR). GS — Pesqueira 14 (12 solo, 2 ast., 1 TFL), Youngblood 9 (8 solo, 1 ast.), Kearns 9 (5 solo, 4 ast.).

TEAM STATISTICS

	FUR	GSU
First Downs	20	14
Rushing	62-186	41-184
Passing	159	95
C/AT	12-12-0	5-12-1
Total Offense	345	279
Fumbles-Lost	3-1	2-2
Penalties	5-37	3-21
Punts	4-42.5	4-45.5
Punt Returns	3-5	1-2
Kickoff Returns	5-58	5-88
Possession Time	35:15	24:45
Third Down Conversions	8-17	4-12
Fourth Down Conversions	2-2	1-1
Sacks By	1-9	3-16

FURMAN PALADINS FOOTBALL 2002



GAME 15

Montana 13, Furman 6

December 21, 2001 (NCAA I-AA National Championship)
 Finley Stadium Attendance: 12,698

CHATTANOOGA, TENN. -- Yo Humphrey rushed for 142 yards and Chris Snyder booted a pair of field goals to lift the Montana Grizzlies to a 13-6 win over Furman in the 2001 NCAA I-AA national championship game at Finley Stadium.

Humphrey scored on a 2-yard touchdown run in the second quarter to cap a 16-play, 99-yard drive that gave Montana a 7-0 lead. Snyder later added a pair of field goals covering 35 and 30 yards to extend the margin to 13-0 before Furman averted the shutout on the game's last play when James Thomas collected a tipped Billy Napier pass to complete a 54-yard touchdown play.

Montana's defense made the victory possible by holding Furman's offense in check virtually the entire game and forcing three Paladin turnovers. Furman was also hurt by two key penalties on the Grizzlies' decisive 99-yard first half drive, including an offsides call that gave Montana a first down at the Furman 6 after Snyder had missed a 28-yard field goal attempt.

Montana, which edged Furman 297-293 in total offense, was paced defensively by All-America strong safety Vince Huntsberger, who totaled 10 tackles, a fumble recovery, and a fourth quarter interception. Paladin All-America linebacker Will Bouton, making his 50th consecutive start, headlined a strong Furman defense with 12 tackles, three tackles-for-loss, and a sack.

Furman tailback Louis Ivory, returning to the starting lineup after missing two games with a sprained knee, was limited to 33 yards on 12 carries — the lowest production in his three-year tenure as a starter. Billy Napier, meanwhile, completed only 10-of-26 passes for 172 yards and was picked off twice.

After a scoreless first quarter that saw Snyder miss a 32-yard field goal attempt following a fumble recovery at the Furman 12, the Grizzlies mounted the game's only sustained offensive drive from their own 1-yard line with 13:16 left in the half.

With Humphrey accounting for 37 yards on the ground and quarterback John Edwards passing for 34 yards and running for 22 more, Montana moved methodically down the field. Furman, however, appeared to turn aside the scoring threat after stopping the Grizzlies at the 11, but on a missed 28-yard field goal try the Paladins were penalized for offsides, thereby giving Montana a first down at the Paladin 6. Two plays and a Furman face-mask penalty later Humphrey rumbled in from two yards out for the game's only score with 6:27 left.

Montana upped its lead to 10-0 on its next possession, taking advantage of a short 27-yard Furman punt by moving 39 yards in nine plays for a 35-yard Snyder field goal with 0:53 left in the first half.

Furman put together its longest drive of the game on its second possession of the third quarter, moving from its own 12 to the Montana 15 before a penalty, a three-yard loss, and two incomplete passes led to a missed 40-yard field goal.

From that point Furman could do little offensively while Montana upped its lead to 13-0 with a 30-yard Snyder field goal with 6:12 left in the game.

Interceptions by David DeCoite and Huntsberger halted two of Furman's last three possessions before Thomas gathered in Napier's tipped pass to complete a 54-yard touchdown pass as time expired.



This Ryan Spencer sack of Montana quarterback John Edwards keyed a solid Furman defensive effort, but the Paladin offense could not deliver against the Grizzlies.

INDIVIDUAL STATISTICS

Rushing: F — Emerson 7-34, Ivory 12-33, Napier 12-30, Brigham 4-14, O'Neal 3-10, Means 1-0. M — Humphrey 30-142, Edwards 11-32, Malcom 2(-1).
Passing: F — Napier 10-26-2-172. M — Edwards 18-28-0-124.
Receiving: F — Thomas 4-75, Sansbury 3-31, Rinehart 3-31, West 1-17. M — Molden 10-74, Frederick 2-15, Oelkers 2-11, Humphrey 2-4, Oliver 1-20, Zikmund 1-0.
Field Goals: F — Marshall 0-1 (40NG). M — Snyder 2-4 (32NG, 35G, 38NG, 30G).
Defense: F — Bouton 12 (9 solo, 3 ast., 3 TFL, 1 Sack, 1 PBU), Smith 12 (8 solo, 4 ast, 1 TFL), Jackson 8 (6 solo, 2 ast., 1 PBU), Johnson 7 (4 solo, 3 ast.), Sperling 5 (1 solo, 4 ast., 1 TFL), Spencer 2 (2 solo, 1 TFL, 1 Sack). M — Huntsberger 10 (6 solo, 4 ast., 1 FR, 1 INT, 1 PBU), Robinson 7 (5 solo, 2 ast.), Bush 5 (4 solo, 1 ast., 1 TFL), DeCoite 5 (3 solo, 2 ast., 1 FF, 1 INT, 1 PBU), Orizotti 5 (1 solo, 4 ast., 2 Sacks).

SCORE BY QUARTERS

Montana	0	10	0	3	13
Furman	0	0	0	6	6

SCORING SUMMARY

- M — Yo Humphrey 2 run (Chris Snyder kick) 6:27-2Q
 16 plays, 99 yards, TOP 6:49 7- 0
- M — Chris Snyder 35 FG 0:53-2Q
 9 plays, 39 yards, TOP 3:11 10- 0
- M — Chris Snyder 30 FG 6:12-4Q
 13 plays, 46 yards, TOP 6:14 13- 10
- F — James Thomas 54 pass from Billy Napier 0:00-4Q (No PAT)
 1 play, 54 yards, TOP 0:09 13- 6

TEAM STATISTICS

	FUR	MON
First Downs	14	16
Rushing	39-121	43-173
Passing	172	124
C/Al	10-26-2	18-28-0
Total Offense	293	297
Fumbles-Lost	1-1	0-0
Penalties	5-22	5-28
Punts	7-38.7	6-40.7
Punt Returns	2-7	3-62
Kickoff Returns	4-44	1-17
Possession Time	28:09	31:51
Third Down Conversions	3-16	3-16
Fourth Down Conversions	3-3	1-2
Sacks By	2-14	2-4

FURMAN PALADINS FOOTBALL 2002



RUSHING	G	ATT	NET	YPC	TD	LNG	YPG
Ivory	13	296	1695	5.7	19	67	130.4
Brigham	15	49	407	8.3	2	65	27.1
Emerson	15	94	318	3.4	9	12	21.2
O'Neal	15	53	308	5.8	4	35	20.5
Rembert	15	42	228	5.4	0	27	15.2
Means	13	31	189	6.1	4	44	14.5
Napier	15	97	69	0.7	3	15	4.6
Tant	11	12	43	3.6	1	10	3.9
Bratton	15	3	20	6.7	0	11	1.3
Rinehart	15	3	14	4.7	0	15	0.9
West	14	2	9	4.5	0	20	0.6
Moore	10	11	2	0.2	0	9	0.2
Mathews	1	2	-1	-0.5	0	0	-1.0
Team	15	4	-16	-4.0	0	0	-1.1
Furman	15	699	3285	4.7	42	67	219.0
Opponents	15	592	2009	3.4	15	51	133.9

PASSING	G	ATT	COM	INT	PCT	YDS	TD	LNG	EFF	YPG
Napier	15	271	164	13	.605	2326	14	54	140.07	155.1
Moore	10	10	5	0	.500	63	1	22	135.92	6.3
Team	15	1	0	0	.000	0	0	0	0.00	0.0
Furman	15	282	169	13	.599	2389	15	54	139.42	159.3
Opponents	15	409	233	16	.570	2125	9	58	100.05	141.7

RECEIVING	G	REC	YDS	AVG	TD	LNG	YPG
Rinehart	15	47	749	15.9	8	49	49.9
Sansbury	15	44	609	13.8	2	47	40.6
Thomas	15	37	541	14.6	2	54	36.1
West	14	22	315	14.3	3	39	22.5
Ivory	13	12	80	6.7	0	11	6.2
Bratton	15	3	54	18.0	0	26	3.6
Ditto	2	1	14	14.0	0	14	7.0
Emerson	15	1	10	10.0	0	10	0.7
Sudderth	14	1	10	10.0	0	10	0.7
Brigham	15	1	7	7.0	0	7	0.5
Furman	15	169	2389	14.1	15	54	159.3
Opponents	15	233	2125	9.1	9	58	141.7

OFFENSE	G	ATT	YDS	TDR	YPA	YPG
Napier	15	368	2395	17	6.3	159.7
Ivory	13	296	1695	19	5.7	130.4
Brigham	15	49	407	2	8.3	27.1
Emerson	15	94	318	9	3.4	21.2
O'Neal	15	53	308	4	5.8	20.5
Rembert	15	42	228	0	4.8	15.2
Means	13	31	189	4	6.1	14.5
Moore	10	21	65	1	3.1	6.5
Tant	11	12	43	1	3.6	3.9
Bratton	15	3	20	0	6.7	1.3
Rinehart	15	3	14	0	4.7	0.9
West	14	2	9	0	4.5	0.6
Mathews	1	2	-1	0	-0.5	-1.0
Team	15	5	-16	0	-3.2	-1.1
Furman	15	981	5674	57	5.7	378.3
Opponents	15	1001	4134	24	4.1	275.6

SCORING	G	TD	XP	2PT	DXP	SAF	FG	PTS	PPG
Ivory	13	19	0-0	0-0	0	0	0-0	54	8.8
Marshall	15	0	55-60	0-0	0	0	14-18	97	6.5
Emerson	15	9	0-0	0-0	0	0	0-0	54	3.6
Rinehart	15	8	0-0	0-0	0	0	0-0	48	3.2
O'Neal	15	4	0-0	0-0	0	0	0-0	24	1.6
Means	13	4	0-0	0-0	0	0	0-0	24	1.8
Napier	15	3	0-0	0-0	0	0	0-0	18	1.2
Bratton	15	3	0-0	0-0	0	0	0-0	18	1.2
West	14	3	0-0	0-0	0	0	0-0	18	1.3
Thomas	15	2	0-0	0-0	0	0	0-0	12	0.8
Sansbury	15	2	0-0	0-0	0	0	0-0	12	0.8
Brigham	15	2	0-0	0-0	0	0	0-0	12	0.8
Cooper	15	1	0-0	0-0	0	0	0-0	6	0.4
Jackson	15	1	0-0	0-0	0	0	0-0	6	0.4
Tant	11	1	0-0	0-0	0	0	0-0	6	0.5
Rembert	15	1	0-0	0-0	0	0	0-0	6	0.4
Team	15	0	0-0	0-0	0	1	0-0	2	0.1
Furman	15	63	55-60	0-0	0	1	14-18	477	31.8
Opponents	15	25	22-23	1-2	0	1	15-20	221	14.7

FIELD GOALS	U-29	30-39	40-49	50+	LNG	TOT	PCT
Marshall	10-10	4-6	0-2	0-0	39	14-18	.778
Furman	10-10	4-6	0-2	0-0	39	14-18	.778
Opponents	4-4	7-10	3-5	1-1	51	15-20	.750

PUNTING	G	ATT	YDS	LNG	TB	FC	I20	BLK	AVG
Willis	15	57	2069	55	1	8	23	0	36.3
Furman	15	57	2069	55	1	8	23	0	36.3
Opponents	15	86	3245	71	7	13	17	5	37.7

KICKOFF RETURNS	G	RET	YDS	TD	LNG	AVG
Bratton	15	25	781	3	100	31.2
Lowery	12	4	59	0	20	14.8
O'Neal	15	4	76	0	36	19.0
Sudderth	14	3	15	0	9	5.0
Newton	15	2	25	0	18	12.5
West	14	2	21	0	13	10.5
Billingsly	15	1	3	0	3	3.0
Rembert	15	1	77	1	77	77.0
South	15	1	10	0	10	10.0
Tant	11	1	9	0	9	9.0
Furman	15	44	1076	4	100	24.5
Opponents	15	74	1561	0	62	21.1

PUNT RETURNS	G	RET	YDS	TD	LNG	AVG
Rinehart	15	19	130	0	16	6.8
West	14	16	158	0	22	9.9
Billingsly	15	1	13	0	13	13.0
Ritter	15	1	19	0	19	19.0
Rembert	15	1	8	0	8	8.0
Brigham	15	1	20	0	20	20.0
Thomas	15	0	38	0	38	0.0
Furman	15	39	386	0	38	9.9
Opponents	15	28	256	0	54	9.1

INTERCEPTIONS	G	INT	YDS	TD	LNG	IPG
Jackson	15	3	14	0	13	0.2
Smith	15	2	23	0	23	0.1
Johnson	15	2	26	0	22	0.1
Ritter	15	2	9	0	11	0.1
Thrft	14	2	13	0	13	0.1
Cooper	15	2	28	0	28	0.1
Billingsly	15	1	4	0	4	0.1
Bouton	15	1	10	0	10	0.1
South	15	1	0	0	0	0.1
Furman	15	16	127	0	28	1.1
Opponents	15	13	191	1	41	0.9

TEAM STATISTICS

	Furman	Opponents
TOTAL FIRST DOWNS	302	243
Rushing	175	125
Passing	109	105
Penalty	18	13
TURNOVERS	29	31
Fumbles-Lost	23-16	21-15
Had Intercepted	13	16
Turnover Ratio	1.93	2.06
Turnover Margin	+0.13	-0.13
PENALTIES-YARDS	61-478	91-728
NET PUNTING AVERAGE	31.8	33.2
THIRD DOWN CONVERSIONS	88-195	68-221
Conversion Percentage	.451	.308
FOURTH DOWN CONVERSIONS	13-19	18-39
Conversion Percentage	.684	.462
SACKS BY (Yards Lost)	38-(-238)	17-(-108)
AVERAGE TIME OF POSSESSION	29:59	30:01

SCORING BY QUARTERS

	1	2	3	4	OT	TOT	AVG
Furman	125	151	89	112	0	477	31.8
Opponents	58	83	22	58	0	221	14.7

FURMAN PALADINS FOOTBALL 2002

DEFENSIVE STATISTICS	G	PRI	AST	TOT	AVG	TFL	SACKS	CAU-FUM	FR	INT	PBU	BLK
Will Bouton, LB	15	103	38	141	9.4	24	(-69)	8.0 (-42)	2	3 (-12)	1	5
Shelvis Smith, SS	15	76	38	114	7.6	11	(-36)	1.0 (-10)	0	0	2	7
Josh Cooper, FS	15	69	30	99	6.6	1	(-2)	0.0	2	2 (-88)	2	6
John Thrift, LB	14	54	35	89	6.4	9	(-44)	6.0 (-39)	0	1	2	4
Sterling Frierson, LB	15	50	34	84	5.6	8	(-21)	1.0 (-10)	2	2	0	1
Richie Jackson, CB	15	61	17	78	5.2	5	(-11)	0.0	1	1 (-31)	3	13
Rodney Johnson, CB	15	40	18	58	3.9	4	(-9)	0.0	1	0	2	7
Cedrick Ritter, LB	15	29	28	57	3.8	4	(-20)	2.0 (-17)	1	0	2	4
Mike Killian, DE	15	32	22	54	3.6	5	(-25)	4.0 (-23)	0	1 (-18)	0	2
LeBryan Sperling, DT	14	29	24	53	3.8	8	(-15)	3.0 (-14)	2	1	0	1
Paul Billingsly, FS	15	29	16	45	3.0	3	(-9)	1.0 (-7)	0	0	1	4
Keito Whetstone, LB	15	23	19	42	2.8	1	(-1)	0.0	0	0	0	1
Andrew Knight, LB	15	26	13	39	2.6	1	(-3)	1.0 (-3)	0	0	0	0
Brandon Poole, DE	15	26	9	35	2.3	9	(-35)	3.0 (-13)	1	1	0	0
Daniel South, SS	15	24	10	34	2.3	0	0	0.0	0	0	1	1
Ryan Spencer, NG	10	23	4	27	2.7	6	(-25)	2.0 (-16)	0	0	0	0
Steve DeBeer, NG/DT	13	8	16	24	1.8	3	(-4)	0.5 (-2)	0	0	0	1
Cam Newton, FS	15	19	4	23	1.5	2	(-4)	0.0	0	1 (-6)	0	1
Chris Lowery, CB	15	11	3	14	0.9	1	(-11)	1.0 (-11)	0	0	0	1
Glenn Smith, DE	13	6	7	13	1.0	2	(-6)	1.0 (-6)	0	0	0	0
Travis Jones, DE	15	6	5	11	0.7	0	0	0.0	0	0	0	0
Brandon Berry, ST	15	6	4	10	0.7	0	0	0.0	0	0	0	0
Eddie Overdyke, DE	15	6	4	10	0.7	4	(-19)	3.0 (-18)	1	1	0	0
Brian Bratton, ST	15	7	2	9	0.6	0	0	0.0	0	0	0	0
T.J. Wilson, CB	13	6	2	8	0.6	0	0	0.0	0	0	0	1
Pete Stamas, NG	15	4	3	7	0.5	0	0	0.0	0	0	0	0
Michael Burant, DT	12	0	5	5	0.4	3	(-11)	1.0 (-7)	0	1	0	0
Bobby Wright, CB	15	4	1	5	0.3	0	0	0.0	0	0	0	0
Brian Kovach, ST	14	5	0	5	0.4	0	0	0.0	0	0	0	0
Brad Byars, ST	15	1	2	3	0.2	0	0	0.0	0	0	0	0
Danny Marshall, ST	15	1	0	1	0.1	0	0	0.0	0	0	0	0
Lamar Rembert, ST	15	0	0	0	0.0	0	0	0.0	0	0	0	1
Hindley Brigham, ST	15	0	0	0	0.0	0	0	0.0	0	0	0	1

OFFENSIVE LINE STATISTICS	PLAYS	0	1	2	3	4	PTS	AVG	%	KNCK	WIN	EXC	HIGH	(OPP)
Ben Bainbridge, OT	113	0	11	98	4	0	222	1.96	903	14	2	0	1.95	ELON
Steven Cain, OT	893	3	93	749	43	5	1740	1.95	892	89	13	1	2.03	LEH
James Justice, OG	14	0	2	12	0	0	26	1.86	857	1	1	0	0	
Trevor Kruger, OG	825	5	83	696	40	1	1599	1.94	893	101	11	2	2.01	CIT
Donnie Littlejohn, OT	894	0	89	755	44	6	1755	1.96	900	126	11	3	2.04	ELON
Josh McWhorter, OG	115	0	13	98	4	0	221	1.92	887	4	2	0	1.95	VMI
John Marks, OG	13	0	1	11	1	0	26	2.00	923	3	0	0	0	
Craig Morgan, C	108	0	14	87	7	0	209	1.94	870	12	1	0	1.93	VMI
Justin Price, OG	174	0	26	141	7	0	329	1.89	850	16	2	0	1.94	ELON
Marty Priore, OG	882	4	97	731	48	2	1711	1.94	885	130	13	2	2.04	PRES
Nick Stavrakis, OG	13	0	1	11	1	0	26	2.00	923	1	0	0	0	
Chris Stewart, C	904	0	59	802	37	6	1798	1.99	935	110	7	8	2.06	ELON
Joe Wilson, OT	115	2	14	94	5	0	217	1.89	860	6	1	0	1.93	VMI

Furman grades individual play execution on a scale of 0-4. "0" represents a blown assignment. "1" represents a poor block. "2" is a good block while a "3" is considered an excellent block. A "4" is a perfect block designation or "rhino" block, where a lineman puts his opponent on his back. The average grade is calculated by multiplying the number of blocks in a category by its point value, then dividing the total number of points accumulated in all five categories by the number of play participations. A 1.88-1.99 grade is considered a "winning" performance; a grade of 2.00 or better is considered "exceptional"; A player must have at least 20 plays in a game to qualify.

2001 FURMAN STARTING LINEUPS

	WYO	ELON	VMI	WCU	ASU	CIT	ETSU	GSU	WOF	UTC	PC	WKU	LU	GSU	MON
SE	Thomas	Thomas	Thomas	Thomas	Thomas	Thomas	Thomas	Thomas	Thomas	Thomas	Thomas	Thomas	Thomas	Thomas	Thomas
LT	Littlejohn	Littlejohn	Littlejohn	Littlejohn	Littlejohn	Littlejohn	Littlejohn	Littlejohn	Littlejohn	Littlejohn	Littlejohn	Littlejohn	Littlejohn	Littlejohn	Littlejohn
LG	Priore	Priore	Priore	Priore	Priore	Priore	Priore	Priore	Priore	Priore	Priore	Priore	Priore	Priore	Priore
C	Stewart	Stewart	Stewart	Stewart	Stewart	Stewart	Stewart	Stewart	Stewart	Stewart	Stewart	Stewart	Stewart	Stewart	Stewart
RG	Kruger	Kruger	Kruger	Kruger	Kruger	Kruger	Kruger	Kruger	Kruger	Kruger	Kruger	Kruger	Kruger	Kruger	Kruger
RT	Cain	Cain	Cain	Cain	Cain	Cain	Cain	Cain	Cain	Cain	Cain	Cain	Cain	Cain	Cain
TE	Sansbury	Sansbury	Sansbury	Sansbury	Sansbury	Sansbury	Sansbury	Sansbury	Sansbury	Sansbury	Sansbury	Sansbury	Sansbury	Sansbury	Sansbury
FLK	Rinehart	Rinehart	Rinehart	Rinehart	Rinehart	Rinehart	Rinehart	Rinehart	Rinehart	Rinehart	Rinehart	Rinehart	Rinehart	Rinehart	Rinehart
QB	Napier	Napier	Napier	Napier	Napier	Napier	Napier	Napier	Napier	Napier	Napier	Napier	Napier	Napier	Napier
FB	Emerson	Emerson	Emerson	Emerson	Emerson	Emerson	Emerson	Emerson	Emerson	Emerson	Emerson	Emerson	Emerson	Emerson	Emerson
TB	Ivory	Ivory	Ivory	Ivory	Ivory	Ivory	Ivory	Ivory	Ivory	Ivory	Ivory	Ivory	Rembert	O'Neal	Ivory
DE	Overdyke	Killian	Killian	Killian	Killian	Killian	Killian	Killian	Killian	Killian	Overdyke	Overdyke	Overdyke	Overdyke	Overdyke
NG	Spencer	Spencer	Spencer	Spencer	Spencer	Spencer	Spencer	Spencer	Spencer	Spencer	Stamas	Stamas	Spencer	Spencer	Spencer
DT	Sperling	Sperling	Sperling	Sperling	Sperling	Sperling	Billingsly*	Sperling	Sperling	Sperling	Sperling	Sperling	Sperling	Sperling	Sperling
DE	Poole	Poole	Poole	Poole	Poole	Poole	Poole	Poole	Poole	Poole	Poole	Poole	Poole	Poole	Poole
SLB	Thrift	Thrift	Thrift	Thrift	Thrift	Thrift	Thrift	Thrift	Thrift	Thrift	Thrift	Thrift	Thrift	Thrift	Whetstone
MLB	Bouton	Bouton	Bouton	Bouton	Bouton	Bouton	Bouton	Bouton	Bouton	Bouton	Bouton	Bouton	Bouton	Bouton	Bouton
WLB	Frierson	Frierson	Frierson	Frierson	Frierson	Frierson	Frierson	Frierson	Frierson	Frierson	Frierson	Frierson	Frierson	Frierson	Frierson
LCB	Jackson	Jackson	Jackson	Jackson	Jackson	Jackson	Jackson	Jackson	Jackson	Jackson	Jackson	Jackson	Jackson	Jackson	Jackson
RCB	Johnson	Johnson	Johnson	Johnson	Johnson	Johnson	Johnson	Johnson	Johnson	Johnson	Johnson	Johnson	Johnson	Johnson	Johnson
SS	Smith	Smith	Smith	Smith	Smith	Smith	Smith	Smith	Smith	Smith	Smith	Smith	Smith	Smith	Smith
FS	Cooper	Cooper	Cooper	Cooper	Cooper	Cooper	Cooper	Cooper	Cooper	Cooper	Cooper	Cooper	Cooper	Cooper	Cooper

* Furman starting defensive alignment vs. East Tennessee State featured three linemen (Killian, DeBeer, and Poole)

FURMAN PALADINS FOOTBALL 2002



Longest Run From Scrimmage	67,	Louis Ivory vs. W. Carolina	51,	Mark Myers, Ga. Southern (2G)
Longest Pass Completion	49,	Billy Napier to Bear Rinehart vs. Lehigh	58,	J.R. Revere to Derrick Owens, Ga. Southern (2G)
Longest Punt Return	38,	James Thomas vs. VMI	54,	Joseph Jefferson, W. Kentucky
Longest Kickoff Return	100,	Brian Bratton vs. Appalachian St. & Wofford	62,	Abdul Byron, Lehigh
Longest Interception Return	28,	Josh Cooper vs. Chattanooga	41,	Chris Edwards, Wofford
Longest Fumble Return	85,	Josh Cooper vs. VMI	7,	Jon Drummond, W. Kentucky
Longest Punt	55,	Lee Willis vs. Ga. Southern (2G)	71,	Bryan Claybourne, W. Kentucky
Best Punting Average	42.5	Lee Willis vs. Ga. Southern (2G)	45.3,	Aaron Bass, East Tennessee State
Longest Field Goal	39,	Danny Marshall vs. Wofford	51,	Peter Martinez, W. Kentucky
Most Rushing Attempts	34,	Louis Ivory vs. Presbyterian	31,	Derek Armah, Wyoming
Most Rushing Yards	198,	Louis Ivory vs. Wofford	158,	Adrian Peterson, Ga. Southern
Most Rushing Touchdowns	4,	Louis Ivory vs. Wofford & Presbyterian	2,	J.R. Revere, Ga. Southern
Most Pass Attempts	24,	Billy Napier vs. Wyoming	48,	Casey Bramlet, Wyoming
Most Pass Completions	17,	Billy Napier vs. Ga. Southern	33,	Todd Cunningham, Presbyterian
Most Passing Yards	218,	Billy Napier vs. Chattanooga	346,	Todd Cunningham, Presbyterian
Most Touchdown Passes	3,	Billy Napier vs. Chattanooga	4,	Todd Cunningham, Presbyterian
Most Total Offense Attempts	34,	Billy Napier vs. Ga. Southern	57,	Todd Cunningham, Presbyterian
Most Total Offense Yards	235,	Louis Ivory vs. Presbyterian	346,	Casey Bramlet, Wyoming
Most Passes Caught	7,	Billy Napier vs. Chattanooga	10,	Ryan McGuffey, Wyoming
Touchdown Passes Caught	2,	James Thomas vs. Wofford	2,	D.J. Humphries, Presbyterian
Most Pass Reception Yardage	120,	Trent Sansbury vs. Chattanooga	2,	D.J. Humphries, Presbyterian
Most Points Scored	24,	Isaac West vs. Appalachian State	134,	Ryan McGuffey, Wyoming
Most Touchdown Responsibilities	4,	Bear Rinehart vs. Chattanooga	12,	Jarvis Wallum, Wyoming
Most Touchdowns Scored	4,	Isaac West vs. Appalachian State	4,	J.R. Revere, Ga. Southern
Most PATs	8,	Louis Ivory vs. Wofford & Presbyterian	2,	D.J. Humphries, Presbyterian
Most Field Goals	3,	Billy Napier vs. Chattanooga	2,	Todd Cunningham, Presbyterian
Most Tackles	14,	Louis Ivory vs. Wofford & Presbyterian	2,	J.R. Revere, Ga. Southern
Most Interceptions	2,	Danny Marshall vs. VMI	4,	D.J. Humphries, Presbyterian
Most Sacks	4,	Danny Marshall vs. Elon	4,	Michael Wright, Presbyterian
		Josh Cooper vs. Ga. Southern	4,	Jarvis Wallum, Wyoming
		Josh Cooper vs. Chattanooga	14,	Kevin Howard, The Citadel
		Will Bouton vs. Lehigh	1,	by 11 players
			2,	by Corey Middlebrooks, Ga. Southern (2G)

OFFENSE

Points Scored	65,
Touchdowns Scored	9,
First Downs	31,
Rushing Attempts	64,
Rushing Yards	346,
Rushing Touchdowns	6,
Pass Attempts	31,
Pass Completions	17,
Passing Yards	218,
Had Intercepted	0,
Passing Touchdowns	3,
Total Plays	87,
Total Offense	494,
Average Gain Per Play	7.5,
Fumbles Lost	0,
Total Turnovers	0,
Punts	0,
Punt Return Yards	86,
Kickoff Return Yards	168,
Possession Time	37:48,
Third Down Conversion%	70.6% (12-17),
Quarterback Sacks Allowed	0,

BEST

vs. VMI	10,
vs. VMI	1,
vs. Presbyterian	9,
vs. Presbyterian	32,
vs. VMI	35,
vs. VMI & Presbyterian	1,
vs. Ga. Southern	10,
vs. Ga. Southern	6,
vs. Chattanooga	89,
by five opponents	2,
vs. Chattanooga	0,
vs. Presbyterian	45,
vs. Presbyterian	194,
vs. Lehigh	4.3,
vs. Elon, W. Carolina, Wofford, & Presbyterian	3,
vs. Elon & W. Carolina	3,
vs. VMI	8,
vs. East Tennessee State	7,
vs. VMI	34,
vs. Presbyterian	23:17,
vs. Presbyterian	9.1% (1-11),
by VMI, Wofford, Chattanooga, W. Kentucky	3,

WORST

vs. Ga. Southern	10,
vs. Ga. Southern	9,
vs. Appalachian State	32,
vs. Ga. Southern	35,
vs. Appalachian State	1,
vs. Appalachian State & Ga. Southern	10,
vs. VMI	6,
vs. W. Kentucky	89,
vs. VMI & W. Kentucky	2,
by four opponents	0,
vs. four opponents	45,
vs. Appalachian State	194,
vs. Appalachian State	4.3,
vs. The Citadel	3,
vs. Appalachian St., Citadel, Ga. Southern	3,
vs. Appalachian State	8,
vs. Presbyterian	7,
vs. W. Carolina	34,
vs. Wyoming	23:17,
vs. Appalachian State	9.1% (1-11),
by Appalachian State, Ga. Southern	3,

DEFENSE

Points Scored	7,
First Downs	11,
Rushing Attempts	10,
Rushing Yards	4,
Rushing Touchdowns	0,
Pass Attempts	5,
Pass Completions	3,
Passing Yards	27,
Interceptions	4,
Passing Touchdowns	0,
Total Plays	53,
Total Offense	160,
Average Gain Per Play	2.7,
Fumbles Recovered	2,
Total Turnovers	6,
Punts	11,
Punt Return Yards	-9,
Kickoff Return Yards	0,
Possession Time	22:12,
Third Down Conversion%	16.7% (2-12),
Quarterback Sacks	9,

BEST

by Elon, VMI, & The Citadel	28,
by Elon	23,
by Presbyterian	56,
by Presbyterian	276,
by four opponents	2,
by Ga. Southern	48,
by Elon	33,
by The Citadel	422,
vs. Elon	0,
by seven opponents	4,
by Ga. Southern	87,
by The Citadel	422,
by Appalachian State	6.0,
vs. five opponents	0,
by Elon	0,
by Appalachian State	5,
by Ga. Southern	63,
by Wyoming	250,
by Presbyterian	36:43,
by The Citadel	42.8% (9-21),
vs. Lehigh	0,

WORST

by Presbyterian	28,
by Wyoming	23,
by Ga. Southern	56,
by Ga. Southern	276,
by Appalachian State & Ga. Southern	2,
by Wyoming & Presbyterian	48,
by Presbyterian	33,
by Wyoming	422,
vs. four opponents	0,
by Presbyterian	4,
by Wyoming	87,
by Wyoming	422,
by Presbyterian	6.0,
vs. four opponents	0,
by Wyoming & W. Carolina	5,
by Wyoming	63,
by W. Kentucky	250,
by VMI	36:43,
by Wyoming	42.8% (9-21),
by Wyoming	0,
vs. Ga. Southern & Wofford	0,



FURMAN PALADINS FOOTBALL 2002

RUSHING	G	ATT	NET	YPC	TD	LNG	YPG
Ivory	11	251	1492	5.9	19	67	135.6
Brigham	11	17	230	13.5	2	65	20.9
Emerson	11	58	213	3.7	6	12	19.4
O'Neal	11	30	146	4.9	1	19	13.3
Means	9	19	129	6.8	3	44	14.3
Rembert	11	21	108	5.1	0	27	9.8
Tant	11	12	43	3.6	1	10	3.9
Napier	11	61	41	0.7	3	15	3.7
Bratton	11	3	20	6.7	0	11	1.8
Rinehart	11	2	12	6.0	0	15	1.1
Moore	8	11	2	0.2	0	9	0.3
Mathews	1	2	-1	-0.5	0	0	-1.0
West	10	1	-11	-11.0	0	0	-1.1
Team	11	4	-16	-4.0	0	0	-1.5
Furman	11	492	2408	4.9	35	67	218.9
Opponents	11	413	1373	3.3	10	34	124.8

PASSING	G	ATT	COM	INT	PCT	YDS	TD	LNG	EFF	YPG
Napier	11	207	129	9	623	1772	10	44	141.47	161.1
Moore	8	10	5	0	500	63	1	22	135.92	7.9
Team	11	1	0	0	000	0	0	0	0.00	0.0
Furman	11	218	134	9	615	1835	11	44	140.57	166.8
Opponents	11	327	183	14	560	1637	7	47	96.52	148.8

RECEIVING	G	REC	YDS	AVG	TD	LNG	YPG
Sansbury	11	36	479	13.3	2	42	43.5
Rinehart	11	34	519	15.3	6	44	47.2
Thomas	11	27	402	14.9	1	41	36.5
West	10	20	277	13.9	2	39	27.7
Ivory	11	12	80	6.7	0	11	7.3
Bratton	11	2	44	22.0	0	26	4.0
Ditto	2	1	14	14.0	0	14	7.0
Emerson	11	1	10	10.0	0	10	0.9
Sudderth	11	1	10	10.0	0	10	0.9
Furman	11	134	1835	13.7	11	44	166.8
Opponents	11	183	1637	8.9	7	47	148.8

OFFENSE	G	ATT	YDS	TDR	YPA	YPG
Napier	11	268	1813	13	6.8	164.8
Ivory	11	251	1492	19	5.9	135.6
Brigham	11	17	230	2	13.5	20.9
Emerson	11	58	213	6	3.7	19.4
O'Neal	11	30	146	1	4.9	13.3
Means	9	19	129	3	6.8	14.3
Rembert	11	21	108	0	5.1	9.8
Moore	8	21	65	1	3.1	8.1
Tant	11	12	43	1	3.6	3.9
Bratton	11	3	20	0	6.7	1.8
Rinehart	11	2	12	0	6.0	1.1
West	10	1	-11	0	-11.0	-1.1
Mathews	1	2	-1	0	-0.5	-1.0
Team	11	5	-16	0	-3.2	-1.1
Furman	11	710	4243	46	6.0	385.7
Opponents	11	740	3010	17	4.1	273.6

SCORING	G	TD	XP	2PT	DXP	SAF	FG	PTS	PPG
Ivory	11	19	0-0	0-0	0	0	0-0	114	10.4
Marshall	11	0	45-50	0-0	0	0	10-12	75	6.8
Rinehart	11	6	0-0	0-0	0	0	0-0	36	3.3
Emerson	11	6	0-0	0-0	0	0	0-0	36	3.3
Napier	11	3	0-0	0-0	0	0	0-0	18	1.6
Bratton	11	3	0-0	0-0	0	0	0-0	18	1.6
Means	9	3	0-0	0-0	0	0	0-0	18	2.0
West	10	2	0-0	0-0	0	0	0-0	12	1.2
Sansbury	11	2	0-0	0-0	0	0	0-0	12	1.1
Brigham	11	2	0-0	0-0	0	0	0-0	12	1.1
Thomas	11	1	0-0	0-0	0	0	0-0	6	0.5
Cooper	11	1	0-0	0-0	0	0	0-0	6	0.5
Rembert	11	1	0-0	0-0	0	0	0-0	6	0.5
O'Neal	11	1	0-0	0-0	0	0	0-0	6	0.5
Tant	11	1	0-0	0-0	0	0	0-0	6	0.5
Jackson	11	1	0-0	0-0	0	0	0-0	6	0.5
Team	11	0	0-0	0-0	0	1	0-0	2	0.2
Furman	11	52	45-50	0-0	0	1	10-12	389	35.4
Opponents	11	18	15-16	1-2	0	1	9-11	154	14.0

FIELD GOALS	U-29	30-39	40-49	50+	LNG	TOT	PCT
Marshall	6-6	4-5	0-1	0-0	39	10-12	.833
Furman	6-6	4-5	0-1	0-0	39	10-12	.833
Opponents	3-3	4-5	2-3	0-0	42	9-11	.818

PUNTING	G	ATT	YDS	LNG	TB	FC	I20	BLK	AVG
Willis	11	37	1277	51	1	5	14	0	34.5
Furman	11	37	1277	51	1	5	14	0	34.5
Opponents	11	64	2319	70	5	10	10	5	36.2

KICKOFF RETURNS	G	RET	YDS	TD	LNG	AVG
Bratton	11	14	521	3	100	37.2
Lowery	11	4	59	0	20	14.8
O'Neal	11	4	76	0	36	19.0
West	10	2	21	0	13	10.5
Sudderth	11	2	12	0	9	6.0
Rembert	11	1	77	1	77	77.0
South	11	1	10	0	10	10.0
Newton	11	1	18	0	18	18.0
Tant	11	1	9	0	9	9.0
Furman	11	30	803	4	100	26.8
Opponents	11	57	1173	0	53	20.6

PUNT RETURNS	G	RET	YDS	TD	LNG	AVG
West	10	16	158	0	22	9.9
Rinehart	11	10	91	0	16	9.1
Ritter	11	1	19	0	19	19.0
Billingsly	11	1	13	0	13	13.0
Rembert	11	1	8	0	8	8.0
Brigham	11	1	20	0	20	20.0
Thomas	11	0	38	0	38	0.0
Furman	11	30	347	0	38	11.6
Opponents	11	20	129	0	48	6.4

INTERCEPTIONS	G	INT	YDS	TD	LNG	IPG
Smith	11	2	23	0	23	0.2
Ritter	11	2	9	0	11	0.2
Cooper	11	2	28	0	28	0.2
Thrift	11	2	13	0	13	0.2
Johnson	11	2	26	0	22	0.2
Jackson	11	2	1	0	1	0.2
South	11	1	0	0	0	0.1
Bouton	11	1	10	0	10	0.1
Furman	11	14	110	0	28	1.3
Opponents	11	9	118	1	41	0.8

TEAM STATISTICS

	Furman	Opponents
TOTAL FIRST DOWNS	226	180
Rushing	125	87
Passing	88	82
Penalty	13	11
TURNOVERS	20	23
Fumbles-Lost	15-11	14-9
Had Intercepted	9	14
Turnover Ratio	1.81	2.09
Turnover Margin	+0.28	-0.28
PENALITIES-YARDS	46-385	75-600
NET PUNTING AVERAGE	31.0	30.8
THIRD DOWN CONVERSIONS	67-135	53-164
Conversion Percentage	496	323
FOURTH DOWN CONVERSIONS	6-12	13-30
Conversion Percentage	500	433
SACKS BY (Yards Lost)	25-(-150)	11-(-186)
AVERAGE TIME OF POSSESSION	29:44	30:16

SCORING BY QUARTERS

	1	2	3	4	OT	TOT	AVG
Furman	115	123	72	79	0	389	35.4
Opponents	34	56	16	48	0	154	14.0

FURMAN PALADINS FOOTBALL 2002



DEFENSIVE STATISTICS	G	PRI	AST	TOT	AVG	TFL	SACKS	CAU-FUM	FR	INT	PBU	BLK
Will Bouton, LB	11	67	27	94	8.5	10 (-16)	2.0 (-3)	1	2	1	5	0
Shelvis Smith, SS	11	60	31	91	8.1	9 (-24)	1.0 (-10)	0	0	2	7	1
John Thrift, LB	11	45	32	77	7.0	7 (-31)	5.0 (-27)	0	1	2	4	0
Josh Cooper, FS	11	50	22	72	6.5	1 (-2)	0.0	1	1 (-85)	2	6	0
Sterling Frierson, LB	11	38	24	62	5.6	6 (-18)	1.0 (-10)	1	0	0	1	0
Richie Jackson, CB	11	45	10	55	5.0	5 (-11)	0.0	1	1 (-31)	2	7	0
Rodney Johnson, CB	11	31	12	43	3.9	3 (-4)	0.0	1	0	2	7	0
Cedrick Ritter, LB	11	23	20	43	3.9	4 (-20)	2.0 (-17)	1	0	2	4	1
Mike Killian, DE	11	26	16	42	3.8	2 (-13)	2.0 (-13)	0	1	0	1	0
LeBryan Sperling, DT	10	22	15	37	3.7	7 (-15)	3.0 (-14)	1	1 (-18)	0	2	0
Andrew Knight, LB	11	24	13	37	3.4	1 (-3)	1.0 (-3)	0	0	0	0	0
Paul Billingsly, FS	11	22	14	36	3.3	3 (-9)	1.0 (-7)	0	0	0	2	1
Keito Wheatstone, LB	11	18	12	30	2.7	1 (-1)	0.0	0	0	0	1	0
Daniel South, SS	11	19	9	28	2.5	0	0.0	0	0	1	1	0
Brandon Poole, DE	11	18	5	23	2.1	5 (-20)	1.0 (-6)	0	1	0	0	0
Cam Newton, FS	11	18	4	22	2.0	2 (-4)	0.0	0	0	0	0	0
Steve DeBeer, NG/DT	9	6	15	21	2.3	3 (-4)	0.5 (-2)	0	0	0	0	0
Ryan Spencer, NG	6	12	3	15	2.5	6 (-16)	1.0 (-7)	0	0	0	1	0
Glenn Smith, DE	10	5	7	12	1.2	2 (-6)	1.0 (-6)	0	0	0	0	0
Chris Lowery, CB	8	8	3	11	1.4	0	0.0	0	0	0	1	0
Travis Jones, DE	11	6	4	10	0.9	0	0.0	0	0	0	0	0
Brandon Berry, ST	10	4	4	8	0.8	0	0.0	0	0	0	0	0
Brian Bratton, ST	11	6	2	8	0.7	0	0.0	0	0	0	0	0
Pete Stamas, NG	11	4	3	7	0.6	0	0.0	0	0	0	0	0
Eddie Overdyke, DE	11	4	2	6	0.5	3 (-18)	3.0 (-18)	1	0	0	0	0
Bobby Wright, CB	11	4	1	5	0.5	0	0.0	0	0	0	0	0
Michael Burant, DT	10	0	5	5	0.5	3 (-11)	1.0 (-7)	0	1	0	0	0
Brian Kovach, ST	11	4	0	4	0.4	0	0.0	0	0	0	0	0
T.J. Wilson, CB	9	3	1	4	0.4	0	0.0	0	0	0	1	0
Brad Byars, ST	11	1	1	2	0.2	0	0.0	0	0	0	0	0
Danny Marshall, ST	11	1	0	1	0.1	0	0.0	0	0	0	0	0
Lamar Rembert, ST	11	0	0	0	0.0	0	0.0	0	0	0	0	0
Hindley Brigham, ST	11	0	0	0	0.0	0	0.0	0	0	0	0	1

OFFENSIVE LINE STATISTICS	PLAYS	0	1	2	3	4	PTS	AVG	%	KNCK	WIN	EXC	HIGH	(OPP)
Ben Bainbridge, OT	110	0	11	95	4	0	213	1.94	.900	14	2	0	1.95	ELON
Steven Cain, OT	618	3	72	509	31	3	1195	1.93	.879	64	10	0	1.98	WOFF
James Justice, OG	14	0	2	12	0	0	26	1.86	.857	1	0	0	2.01	CIT
Trevor Kruger, OG	551	5	57	463	26	0	1061	1.93	.887	70	8	1	2.04	VMI
Donnie Littlejohn, OT	619	0	59	527	30	3	1215	1.96	.905	98	8	2	2.04	VMI
Jon Marks, OG	13	0	1	11	1	0	26	2.00	.923	3	0	0	1.95	ELON
Josh McWhorter, OG	111	0	13	94	4	0	213	1.92	.883	9	2	0	1.93	VMI
Craig Morgan, C	105	0	14	85	6	0	202	1.92	.867	11	1	0	1.94	VMI
Justin Price, OG	170	0	26	137	7	0	321	1.88	.847	15	2	0	1.94	VMI
Marty Priore, OG	608	3	66	504	33	2	1181	1.94	.887	98	9	2	2.04	PRES
Nick Stavarakis, OG	13	0	1	11	1	0	26	2.00	.923	1	0	0	2.06	ELON
Chris Stewart, C	629	0	37	560	27	5	1258	2.00	.941	85	4	7	2.06	VMI
Joe Wilson, OT	112	2	0	14	91	5	211	1.88	.857	6	1	0	1.93	VMI

Furman grades individual play execution on a scale of 0-4. "0" represents a blown assignment. "1" represents a poor block. "2" is a good block while a "3" is considered an excellent block. A "4" is a perfect block designation or "rhino" block, where a lineman puts his opponent on his back. The average grade is calculated by multiplying the number of blocks in a category by its point value, then dividing the total number of points accumulated in all five categories by the number of play participations. A 1.88-1.99 grade is considered a "winning" performance; a grade of 2.00 or better is considered "exceptional"; A player must have at least 20 plays in a game to qualify.



Tight end Trent Sansbury (left) helped key Furman's come-from-behind 24-20 win over Western Kentucky in NCAA I-AA first round playoff action with this 47-yard third quarter reception.



Linebacker Will Bouton (right) proved to be rough on opposing quarterbacks in 2002, including Wofford's Travis Wilson.



FURMAN PALADINS FOOTBALL 2002

2001 SOUTHERN CONFERENCE FINAL STANDINGS

Team	Conference					Overall				
	W	L	Pct.	Pts.	Opp	W	L	Pct.	Pts.	Opp
Furman	7	1	.875	282	99	12	3	.800	477	221
Georgia Southern	7	1	.875	276	98	12	2	.857	525	215
Appalachian State	6	2	.750	227	153	9	4	.692	411	278
Western Carolina	5	3	.625	195	194	7	4	.636	280	231
East Tennessee State	4	4	.500	137	178	6	5	.545	193	226
Wofford	3	5	.375	197	204	4	7	.364	260	290
The Citadel	2	6	.250	134	140	3	7	.300	172	183
Chattanooga	1	7	.125	106	281	3	8	.273	217	338
VMI	1	7	.125	118	325	1	10	.091	164	446

TOTAL OFFENSE

Team	G	Rush	Pass	Plys	Yards	Avg	TD	Yds/G
Georgia Southern	11	3560	945	717	4505	6.3	48	409.5
Furman	11	2408	1835	710	4243	6.0	46	385.7
Appalachian State	11	2006	2182	782	4188	5.4	40	380.7
Western Carolina	11	2263	1886	778	4149	5.3	36	377.2
Wofford	11	2905	1137	795	4042	5.1	32	367.5
Chattanooga	11	1403	2120	757	3523	4.7	26	320.3
VMI	11	750	2360	771	3110	4.0	19	282.7
The Citadel	10	1888	813	650	2701	4.2	22	270.1
East Tennessee State	11	1134	1655	681	2789	4.1	21	253.5

TOTAL DEFENSE

Team	G	Rush	Pass	Plys	Yards	Avg	TD	Yds/G
Georgia Southern	11	1493	1382	722	2875	4.0	16	261.4
Appalachian State	11	1445	1528	695	2973	4.3	27	270.3
Furman	11	1373	1637	740	3010	4.1	17	273.6
Western Carolina	11	1895	1439	681	3334	4.9	26	303.1
East Tennessee State	11	2015	1654	783	3669	4.7	27	333.5
The Citadel	10	1831	1534	672	3365	5.0	23	336.5
Chattanooga	11	2012	1837	758	3849	5.1	39	349.9
Wofford	11	1713	2177	725	3890	5.4	32	353.6
VMI	11	2448	2397	825	4845	5.9	54	440.5

SCORING OFFENSE

Team	G	TD	XP	2XP	DXP	FG	Saf	Pts	Avg.
Georgia Southern	11	53	47	2	0	13	1	410	37.3
Furman	11	52	45	0	0	10	1	389	35.4
Appalachian State	11	43	34	1	0	15	4	347	31.5
Western Carolina	11	38	33	1	0	5	1	280	25.5
Wofford	11	34	31	1	0	7	1	260	23.6
Chattanooga	11	28	20	1	0	9	0	217	19.7
East Tennessee State	11	22	17	0	0	14	1	193	17.5
The Citadel	10	22	18	2	0	6	0	172	17.2
VMI	11	21	19	0	1	5	1	164	14.9

SCORING DEFENSE

Team	G	TD	XP	2XP	DXP	FG	Saf	Pts	Avg.
Georgia Southern	11	17	13	0	0	5	1	132	12.0
Furman	11	18	15	1	0	9	1	154	14.0
The Citadel	10	23	18	2	0	7	1	183	18.3
Appalachian State	11	29	24	0	0	5	0	213	19.4
East Tennessee State	11	27	21	2	0	13	0	226	20.5
Western Carolina	11	28	24	2	0	11	1	231	21.0
Wofford	11	36	35	0	0	13	0	290	26.4
Chattanooga	11	45	37	1	0	7	4	338	30.7
VMI	11	61	53	0	0	9	0	446	40.5

RUSHING OFFENSE

Team	G	Att	Yds	Avg	TD	Yds/G
Georgia Southern	11	616	3560	5.8	42	323.6
Wofford	11	637	2905	4.6	29	264.1
Furman	11	492	2408	4.9	35	218.9
Western Carolina	11	502	2263	4.5	25	205.7
The Citadel	10	504	1888	3.7	16	188.8
Appalachian State	11	471	2006	4.3	24	182.4
Chattanooga	11	384	1403	3.7	12	127.5
East Tennessee State	11	417	1134	2.7	12	103.1
VMI	11	345	750	2.2	10	68.2

RUSHING DEFENSE

Team	G	Rushes	Yards	Avg.	TD	Yds/G
Furman	11	413	1373	3.3	10	124.8
Appalachian State	11	425	1445	3.4	20	131.4
Georgia Southern	11	465	1493	3.2	9	135.7
Wofford	11	420	1713	4.1	20	155.7
Western Carolina	11	451	1895	4.2	21	172.3
Chattanooga	11	500	2012	4.0	18	182.9
The Citadel	10	417	1831	4.4	16	183.1
East Tennessee State	11	495	2015	4.1	20	183.2
VMI	11	535	2448	4.6	39	222.5

PASS OFFENSE

Team	G	Att	Cmp	Int	Pct.	Yds	Avg	TD	Yds/G
VMI	11	426	226	18	53.1	2360	5.5	9	214.5
Appalachian State	11	311	176	13	56.6	2182	7.0	16	198.4
Chattanooga	11	373	192	17	51.5	2120	5.7	14	192.7
Western Carolina	11	276	147	13	53.3	1886	6.8	11	171.5
Furman	11	218	134	9	61.5	1835	8.4	11	166.8
East Tennessee State	11	264	121	12	45.8	1655	6.3	9	150.5
Wofford	11	158	88	6	55.7	1137	7.2	3	103.4
Georgia Southern	11	101	40	3	39.6	945	9.4	6	85.9
The Citadel	10	146	73	7	50.0	813	5.6	6	81.3

PASS DEFENSE

Team	G	Att	Cmp	Int	Pct.	Yds	Avg	TD	Yds/G
Georgia Southern	11	257	135	13	52.5	1382	5.4	7	125.6
Western Carolina	11	230	109	13	47.4	1439	6.3	5	130.8
Appalachian State	11	270	129	9	47.8	1528	5.7	7	138.9
Furman	11	327	183	14	56.0	1637	5.0	7	148.8
East Tennessee State	11	288	146	14	50.7	1654	5.7	7	150.4
The Citadel	10	255	117	16	45.9	1534	6.0	7	153.4
Chattanooga	11	258	144	7	55.8	1837	7.1	21	167.0
Wofford	11	305	191	11	62.6	2177	7.1	12	197.9
VMI	11	290	181	8	62.4	2397	8.3	15	217.9

PASS EFFICIENCY

Team	G	Att	Cmp	Pct	Int	Yds	TD	Effic
Furman	11	218	134	.615	9	1835	11	140.6
Georgia Southern	11	101	40	.396	3	945	6	131.9
Appalachian State	11	311	176	.566	13	2182	16	124.1
Wofford	11	158	88	.557	6	1137	3	114.8
Western Carolina	11	276	147	.533	13	1886	11	114.4
Chattanooga	11	373	192	.515	17	2120	14	102.5
The Citadel	10	146	73	.500	7	813	6	100.7
East Tennessee State	11	264	121	.458	12	1655	9	100.7
VMI	11	426	226	.531	18	2360	9	98.1

PASS EFFICIENCY DEF

Team	G	Att	Cmp	Int	Pct.	Yds	TD	Effic
The Citadel	10	255	117	16	45.9	1534	7	92.9
Western Carolina	11	230	109	13	47.4	1439	5	95.8
Furman	11	327	183	14	56.0	1637	7	96.5
Georgia Southern	11	257	135	13	52.5	1382	7	96.6
Appalachian State	11	270	129	9	47.8	1528	7	97.2
East Tennessee State	11	288	146	14	50.7	1654	7	97.2
Wofford	11	305	191	11	62.6	2177	12	128.4
Chattanooga	11	258	144	7	55.8	1837	21	137.1
VMI	11	290	181	8	62.4	2397	15	143.4

TURNOVER MARGIN

Team	[--Gained--]				[---Lost---]				Per/G
	G	Fum	Int	Tot	Fum	Int	Tot	Mar	
East Tennessee State	11	13	14	27	7	12	19	+8	0.73
Georgia Southern	11	12	13	25	14	3	17	+8	0.73
Appalachian State	11	16	9	25	7	13	20	+5	0.45
Furman	11	9	14	23	11	9	20	+3	0.27
The Citadel	10	7	16	23	15	7	22	+1	0.10
Wofford	11	6	11	17	11	6	17	+0	0.00
Western Carolina	11	11	13	24	11	13	24	+0	0.00
Chattanooga	11	8	7	15	6	17	23	-8	-0.73
VMI	11	11	8	19	14	18	32	-13	-1.18

PUNTING

Team	G	Punts	Avg	Ret	Yds	Avg	Net/P
Georgia Southern	11	40	39.2	14	19	0.5	38.8
Wofford	11	48	42.0	19	237	4.9	37.1
The Citadel	10	57	39.0	21	138	2.4	36.6
Appalachian State	11	58	38.6	29	209	3.6	34.9
East Tennessee State	11	65	39.8	41	348	5.4	34.4
Chattanooga	11	72	40.0	42	502	7.0	33.0
Western Carolina	11	54	38.4	27	324	6.0	32.4
VMI	11	71	38.6	3			

FURMAN PALADINS FOOTBALL 2002



PUNT RETURNS	G	Ret	Yds	TD	Avg
East Tennessee State	11	16	203	0	12.7
Furman	11	30	347	0	11.6
Appalachian State	11	45	503	2	11.2
Chattanooga	11	30	326	1	10.9
Georgia Southern	11	29	289	1	10.0
The Citadel	10	23	225	0	9.8
VMI	11	29	226	0	7.8
Wofford	11	17	118	1	6.9
Western Carolina	11	23	78	0	3.4

KICKOFF RETURNS	G	Ret	Yds	TD	Avg
Furman	11	30	803	4	26.8
Appalachian State	11	34	747	0	22.0
VMI	11	63	1361	1	21.6
The Citadel	10	33	678	0	20.5
Chattanooga	11	44	892	0	20.3
East Tennessee State	11	44	755	0	17.2
Wofford	11	49	827	0	16.9
Western Carolina	11	34	559	0	16.4
Georgia Southern	11	29	471	0	16.2

KICKOFF COVERAGE	G	Ret	Yds	TD	Avg
Western Carolina	11	42	702	0	16.7
The Citadel	10	30	506	0	16.9
Georgia Southern	11	59	1030	0	17.5
Chattanooga	11	40	746	0	18.6
Appalachian State	11	53	1089	1	20.5
Furman	11	57	1173	0	20.6
East Tennessee State	11	40	844	0	21.1
VMI	11	27	593	2	22.0
Wofford	11	43	1075	1	25.0

FIRST DOWNS	G	Rush	Pass	Pen	Total
Western Carolina	11	126	84	17	227
Furman	11	125	88	13	226
Wofford	11	158	52	13	223
Appalachian State	11	116	85	18	219
Georgia Southern	11	181	28	9	218
Chattanooga	11	84	90	17	191
VMI	11	60	105	14	179
The Citadel	10	103	35	17	155
East Tennessee State	11	65	73	12	150

OPP 1ST DOWNS	G	Rush	Pass	Pen	Total
Georgia Southern	11	76	66	13	155
Appalachian State	11	74	59	24	157
The Citadel	10	92	72	13	177
Furman	11	87	82	11	180
Western Carolina	11	104	63	18	185
Chattanooga	11	104	82	12	198
Wofford	11	100	100	10	210
East Tennessee State	11	126	70	15	211
VMI	11	129	99	14	242

3D-CONVERSIONS	G	Conv	Att	Pct
Furman	11	67	135	49.6
Wofford	11	69	166	41.6
Western Carolina	11	67	163	41.1
Appalachian State	11	63	163	38.7
Georgia Southern	11	52	136	38.2
The Citadel	10	50	144	34.7
Chattanooga	11	55	170	32.4
East Tennessee State	11	52	162	32.1
VMI	11	50	166	30.1

OPP 3D CONVERSIONS	G	Conv	Att	Pct
Georgia Southern	11	41	162	25.3
Appalachian State	11	46	161	28.6
Western Carolina	11	45	141	31.9
Furman	11	53	164	32.3
The Citadel	10	59	151	39.1
Chattanooga	11	68	169	40.2
Wofford	11	58	142	40.8
VMI	11	66	159	41.5
East Tennessee State	11	75	171	43.9

4D-CONVERSIONS	G	Conv	Att	Pct
Georgia Southern	11	14	19	73.7
Western Carolina	11	19	26	73.1
Wofford	11	21	33	63.6
Furman	11	6	12	50.0
East Tennessee State	11	5	11	45.5
Appalachian State	11	8	18	44.4
The Citadel	10	8	18	44.4
Chattanooga	11	5	13	38.5
VMI	11	9	33	27.3

OPP 4D-CONVERSIONS	G	Conv	Att	Pct
Western Carolina	11	4	14	28.6
Furman	11	13	30	43.3
East Tennessee State	11	12	27	44.4
Chattanooga	11	9	18	50.0
Wofford	11	10	20	50.0
Georgia Southern	11	16	31	51.6
Appalachian State	11	9	16	56.2
The Citadel	10	8	14	57.1
VMI	11	12	20	60.0

TIME/POSSESSION	G	Total Time	Avg/G
Western Carolina	11	358:19	32:34
Appalachian State	11	357:07	32:27
Wofford	11	355:44	32:20
The Citadel	10	305:12	30:31
Furman	11	327:03	29:43
Chattanooga	11	323:56	29:26
East Tennessee State	11	321:09	29:11
Georgia Southern	11	312:50	28:26
VMI	11	312:15	28:23

PENALTIES	G	No	Yds
Furman	11	46	385
Wofford	11	58	475
The Citadel	10	69	518
VMI	11	59	540
Chattanooga	11	71	624
Western Carolina	11	82	646
East Tennessee State	11	80	656
Georgia Southern	11	71	663
Appalachian State	11	104	968

OPP PENALTIES	G	No	Yds
Appalachian State	11	87	782
Chattanooga	11	76	712
VMI	11	83	703
The Citadel	10	72	651
Furman	11	75	600
Georgia Southern	11	64	586
East Tennessee State	11	59	577
Wofford	11	63	516
Western Carolina	11	67	497

SACKS BY	G	Sacks	Yards
Appalachian State	11	32	258
Wofford	11	24	154
Georgia Southern	11	23	157
Furman	11	23	135
Western Carolina	11	20	132
Chattanooga	11	19	116
East Tennessee State	11	16	134
VMI	11	14	114
The Citadel	10	13	89

SACKS AGAINST	G	Sacks	Yards
Furman	11	11	86
Wofford	11	11	93
Georgia Southern	11	13	83
Appalachian State	11	15	94
Western Carolina	11	16	136
The Citadel	10	17	109
VMI	11	21	154
Chattanooga	11	23	168
East Tennessee State	11	35	234

FIELD GOALS	G	Made	Att	Pct
Furman	11	10	12	.833
Appalachian State	11	15	19	.789
Wofford	11	7	10	.700
East Tennessee State	11	14	21	.667
Georgia Southern	11	13	20	.650
VMI	11	5	8	.625
Western Carolina	11	5	9	.556
Chattanooga	11	9	17	.529
The Citadel	10	6	12	.500

PAT KICKING	G	Made	Att	Pct
Chattanooga	11	32	32	1.000
The Citadel	10	18	18	1.000
Wofford	11	31	32	.969
Georgia Southern	11	47	49	.959
VMI	11	19	20	.950
Western Carolina	11	33	36	.917
Furman	11	45	50	.900
Appalachian State	11	34	39	.872
East Tennessee State	11	17	20	.850
Chattanooga	11	20	26	.769



Furman led the Southern Conference in kickoff returns in 2001 thanks in large measure to Brian Bratton, who returned three kickoffs for touchdowns, including this one for 100 yards in a 45-14 victory over Wofford.



FURMAN PALADINS FOOTBALL 2002

RUSHING	Team	Cl	G	Att	Yds	Avg	TD	Yds/G
Louis Ivory	FUR	SR	11	251	1492	5.9	19	135.6
Adrian Peterson	GSU	SR	11	261	1459	5.6	18	132.6
Fred Boateng	WCU	SO	11	229	1225	5.3	12	111.4
Maurice Murphy	CIT	SR	10	200	949	4.7	8	94.9
Charles McNeill	UTC	SR	11	180	953	5.3	5	86.6
Melvin Jones	WOF	JR	11	194	905	4.7	10	82.3
J.R. Revere	GSU	SR	10	153	802	5.2	14	80.2
Jimmy Watkins	ASU	SR	10	109	741	6.8	8	74.1
Gene Cauthen	VMI	SR	11	187	710	3.8	4	64.5
Jerry Beard	ASU	JR	10	139	559	4.0	4	55.9

PASSING	Team	Cl	G	Att	Cmp	Int	Pct	Yds	TD	Avg/G
Joe Burchette	ASU	JR	11	295	167	11	56.6	2022	15	183.8
Billy Napier	FUR	JR	11	207	129	9	62.3	1772	10	161.1
Matt Wilhelm	ETSU	SR	11	244	112	12	45.9	1461	8	132.8
Chuck Spearman	UTC	SO	9	231	116	10	50.2	1173	3	130.3
Brian Gaither	WCU	SO	11	201	108	7	53.7	1411	8	128.3
Travis Wilson	WOF	SR	11	134	75	4	56.0	1028	3	93.5
J.R. Revere	GSU	SR	10	80	34	2	42.5	830	5	83.0
Mazzie Drummond	CIT	FR	10	137	68	7	49.6	732	4	73.2

PASS EFFICIENCY	Team	Cl	G	Att	Cmp	Int	Yds	Pct	TD	Eff
Joe Burchette	ASU	SO	10	207	127	6	61.4	1730	13	146.5
J.R. Revere	GSU	SR	10	80	34	2	42.5	830	5	145.3
Billy Napier	FUR	JR	11	207	129	9	62.3	1772	10	141.5
Joe Burchette	ASU	JR	11	295	167	11	56.6	2022	15	123.5
Travis Wilson	WOF	SR	11	134	75	4	56.0	1028	3	121.8
Brian Gaither	WCU	SO	11	201	108	7	53.7	1411	8	118.9
Matt Wilhelm	ETSU	SR	11	244	112	12	45.9	1461	8	97.2
Mazzie Drummond	CIT	FR	10	137	68	7	49.6	732	4	93.9
Chuck Spearman	UTC	SO	9	231	116	10	50.2	1173	3	88.5

TOTAL OFFENSE	Team	Cl	G	Rush	Pass	Plays	Total	Yds/G
Joe Burchette	ASU	JR	11	178	2022	372	2200	200.0
Billy Napier	FUR	JR	11	41	1772	268	1813	164.8
J.R. Revere	GSU	SR	10	802	830	233	1632	163.2
Matt Wilhelm	ETSU	SR	11	186	1461	354	1647	149.7
Louis Ivory	FUR	SR	11	1492	0	251	1492	135.6
Adrian Peterson	GSU	SR	11	1459	0	262	1459	132.6
Travis Wilson	WOF	SR	11	419	1028	244	1447	131.5
Brian Gaither	WCU	SO	11	21	1411	236	1432	130.2
Chuck Spearman	UTC	SO	9	-52	1173	254	1121	124.6
Fred Boateng	WCU	SO	11	1225	0	229	1225	111.4

RECEPTIONS/GAME	Team	Cl	G	Rec	Yds	TD	Avg/C	Rec/G
Cecil Moore	ETSU	JR	11	57	908	5	15.9	5.18
Pedro Garcia	VMI	JR	11	48	540	3	11.2	4.36
Michael Banks	WCU	JR	11	44	697	4	15.8	4.00
Kevin Solomon	VMI	JR	11	42	474	1	11.3	3.82
Lamont Seward	WCU	SO	11	36	524	2	14.6	3.27
Trent Sansbury	FUR	SR	11	36	479	2	13.3	3.27
Jeremy Grier	UTC	FR	11	36	396	3	11.0	3.27
John Puvogel	VMI	SO	11	35	348	3	9.9	3.18
S. Hayward	ASU	SO	11	34	544	4	16.0	3.09
Bear Rinehart	FUR	JR	11	34	519	6	15.3	3.09

RECEIVE YDS/GAME	Team	Cl	G	Rec	Yds	TD	Avg/C	Yds/G
Cecil Moore	ETSU	JR	11	57	908	5	15.9	82.5
Michael Banks	WCU	JR	11	44	697	4	15.8	63.4
S. Hayward	ASU	SO	11	34	544	4	16.0	49.5
Pedro Garcia	VMI	JR	11	48	540	3	11.2	49.1
Lamont Seward	WCU	SO	11	36	524	2	14.6	47.6
Bear Rinehart	FUR	JR	11	34	519	6	15.3	47.2
Trent Sansbury	FUR	SR	11	36	479	2	13.3	43.5
Kevin Solomon	VMI	JR	11	42	474	1	11.3	43.1
I. Goodpaster	WOF	JR	11	25	422	2	16.9	38.4
Cortez Rankin	UTC	JR	11	34	419	2	12.3	38.1

ALL PURPOSE	Team	Cl	G	Rush	Rev	PR	KR	Yds	Avg/G
Louis Ivory	FUR	SR	11	1492	80	0	0	1572	142.9
Adrian Peterson	GSU	SR	11	1459	12	0	0	1471	133.7
Fred Boateng	WCU	SO	11	1225	100	0	0	1325	120.5
Charles McNeill	UTC	SR	11	953	209	0	103	1265	115.0
Jimmy Watkins	ASU	SR	10	741	44	127	171	1083	108.3
Maurice Murphy	CIT	SR	10	949	86	0	0	1035	103.5
Cecil Moore	ETSU	JR	11	0	908	169	16	1093	99.4
Jesse McCoy	WOF	JR	11	530	226	0	321	1077	97.9
Kevin Solomon	VMI	JR	11	34	474	0	509	1017	92.5
Melvin Jones	WOF	JR	11	905	86	0	0	991	90.1

SCORING	Team	Cl	G	TD	XPT	FG	Pts	Pts/G
Louis Ivory	FUR	SR	11	19	0	0	114	10.4
Adrian Peterson	GSU	SR	11	18	2	0	110	10.0
J.R. Revere	GSU	SR	10	14	0	0	84	8.4
Scott Shelton	GSU	JR	11	0	44	12	80	7.3
Danny Marshall	FUR	SO	11	0	45	10	75	6.8
Fred Boateng	WCU	SO	11	12	2	0	74	6.7
Erik Rockhold	ASU	JR	9	0	21	10	51	5.7
Melvin Jones	WOF	JR	11	10	0	0	60	5.5
Jimmy Watkins	ASU	SR	10	9	0	0	54	5.4
Maurice Murphy	CIT	SR	10	8	2	0	50	5.0

SCORING (KICK)	Team	Cl	G	PATs	FGs	Pts	Pts/G
Scott Shelton	GSU	JR	11	44-46	12-19	80	7.3
Danny Marshall	FUR	SO	11	45-50	10-12	75	6.8
Erik Rockhold	ASU	JR	9	21-25	10-13	51	5.7
Darren Brown	WOF	SR	11	31-32	7-10	52	4.7
Nick Haas	CIT	SR	9	18-18	6-12	36	4.0
Ben Thompson	UTC	FR	10	16-20	7-14	37	3.7
Matt Sharpe	VMI	FR	9	18-18	4-5	30	3.3
Shon Rowser	WCU	FR	11	15-18	4-7	27	2.5
Scott Salmons	ETSU	SO	11	0-2	2-4	6	0.5
Matt Maxey	VMI	SO	11	1-2	1-3	4	0.4

FIELD GOALS	Team	Cl	G	FG	FGA	Pct	FG/G
Erik Rockhold	ASU	JR	9	10	13	76.9	1.11
Scott Shelton	GSU	JR	11	12	19	63.2	1.09
Danny Marshall	FUR	SO	11	10	12	83.3	0.91
Ben Thompson	UTC	FR	10	7	14	50.0	0.70
Nick Haas	CIT	SR	9	6	12	50.0	0.67
Darren Brown	WOF	SR	11	7	10	70.0	0.64
Matt Sharpe	VMI	FR	9	4	5	80.0	0.44
Shon Rowser	WCU	FR	11	4	7	57.1	0.36
Scott Salmons	ETSU	SO	11	2	4	50.0	0.18
Matt Maxey	VMI	SO	11	1	3	33.3	0.09

FIELD GOAL PCT	Team	Cl	G	FG	FGA	Long	Pct.
Danny Marshall	FUR	SO	11	10	12	39	83.3
Matt Sharpe	VMI	FR	9	4	5	32	80.0
Erik Rockhold	ASU	JR	9	10	13	44	76.9
Darren Brown	WOF	SR	11	7	10	35	70.0
Scott Shelton	GSU	JR	11	12	19	45	63.2
Shon Rowser	WCU	FR	11	4	7	41	57.1
Ben Thompson	UTC	FR	10	7	14	37	50.0
Nick Haas	CIT	SR	9	6	12	38	50.0
Scott Salmons	ETSU	SO	11	2	4	42	50.0
Matt Maxey	VMI	SO	11	1	3	24	33.3

PAT KICKING PCT	Team	Cl	G	Made	Att	Pct.
Matt Sharpe	VMI	FR	9	18	18	100.0
Nick Haas	CIT	SR	9	18	18	100.0
Darren Brown	WOF	SR	11	31	32	96.9
Scott Shelton	GSU	JR	11	44	46	95.7
Danny Marshall	FUR	SO	11	45	50	90.0
Erik Rockhold	ASU	JR	9	21	25	84.0
Shon Rowser	WCU	FR	11	15	18	83.3
Ben Thompson	UTC	FR	10	16	20	80.0
Matt Maxey	VMI	SO	11	1	2	50.0

FURMAN PALADINS FOOTBALL 2002



PUNTING	Team	CI	G	Punt	Yds	Avg
Jimmy Miner	WOF	SO	11	48	2016	42.0
Travis Grubb	UTC	JR	11	69	2877	41.7
Brent Barth	VMI	JR	11	64	2649	41.4
Aaron Bass	ETSU	SO	11	63	2585	41.0
Stanton Horne	WCU	SO	11	49	2005	40.9
Nate McKinney	ASU	JR	10	51	2072	40.6
Scott Shelton	GSU	JR	11	38	1527	40.2
Travis Zobel	CIT	SO	10	56	2225	39.7
Lee Willis	FUR	SR	11	37	1277	34.5

SACKS	Team	CI	G	UA	A	Yds	Total
Nick McNeil	WCU	SO	11	9	2	91	11
Tyler Unzicker	UTC	SR	11	8	2	54	10
Josh Jeffries	ASU	JR	11	6	3	55	9
Travis Stephens	CIT	SR	10	7	1	40	8
K.T. Stovall	ASU	SO	11	6	1	53	7
Anthony Jones	WOF	JR	11	7	0	25	7
Jason Hunter	ASU	FR	10	6	0	49	6
Hondre McNeil	WOF	SR	11	5	1	35	6
Josh Cain	UTC	JR	11	5	1	32	6
Leon Moore	ASU	JR	9	5	1	40	6

PUNT RETURNS	Team	CI	G	Ret	Yds	TD	Avg
Cecil Moore	ETSU	JR	11	13	169	0	13.0
Ant Williams	GSU	JR	10	28	282	1	10.1
Isaac West	FUR	FR	9	16	158	0	9.9
DaVon Fowlkes	ASU	FR	11	33	325	0	9.8
John Puvogel	VMI	SO	11	18	139	0	7.7
Chris Edwards	WOF	SR	10	11	81	0	7.4
Cortez Rankin	UTC	JR	11	15	97	0	6.5
Randy Thompson	WCU	SO	10	16	54	0	3.4

FUM FORCED	Team	CI	No	FUM REC	Team	CI	No
Ryan Watson	ASU	SR	4	Tyler Unzicker	UTC	SR	3
Rod Dunlap	WCU	SO	4	Justin Seaverns	ASU	SR	3
F. Pesqueira	GSU	JR	3	Derik Screen	VMI	SO	2
K.T. Stovall	ASU	SO	3	Travis Williams	ETSU	SO	2
John Brashear	WCU	SR	3	Allen Davis	ETSU	FR	2
Matt Kluk	VMI	JR	3	Jason Hunter	ASU	FR	2
Jason Hunter	ASU	FR	3	Remi Awolowo	ASU	SR	2
Wes Hunter	ASU	SR	3	Teddie Whitaker	WOF	SO	2
Mike Cornegay	ETSU	SO	3	James Greene	CIT	FR	2
Chris Walsh	VMI	JR	3	Will Bouton	FUR	SR	2

KICKOFF RETURNS	Team	CI	G	Ret	Yds	TD	Avg
Brian Bratton	FUR	FR	11	14	521	3	37.2
Jermame Little	ASU	FR	11	17	439	0	25.8
Titus Green	VMI	FR	10	26	634	0	24.4
Kevin Solomon	VMI	JR	11	21	509	1	24.2
Kenyon Doyle	CIT	JR	11	17	389	0	22.9
Jesse McCoy	WOF	JR	11	15	321	0	21.4
Cedric Vickers	UTC	FR	10	17	340	0	20.0
Rob Nichols	CIT	SR	10	11	208	0	18.9
Terry Copeland	ETSU	FR	11	16	299	0	18.7
Randy Thompson	WCU	SO	10	12	215	0	17.9

TACKLES	Team	CI	G	UA	A	Total	Avg/G	Sack
Josh Cain	UTC	JR	11	73	55	128	11.6	6
Travis Stephens	CIT	SR	10	67	41	108	10.8	8
Justin Seaverns	ASU	SR	10	58	47	105	10.5	1
Justin Fryer	WCU	JR	11	72	38	110	10.0	0
Derik Screen	VMI	SO	11	62	46	108	9.8	4
Matt Nelson	WOF	SO	11	75	28	103	9.4	0
Joe Scott	GSU	JR	11	65	35	100	9.1	1
Mike Cornegay	ETSU	SO	11	70	29	99	9.0	5
F. Pesqueira	GSU	JR	14	54	44	98	8.9	3
Kevin Howard	CIT	SR	10	47	39	86	8.6	1
Will Bouton	FUR	SR	11	67	27	94	8.5	2
Kevin Corley	CIT	FR	10	49	35	84	8.4	0
Shelvis Smith	FUR	SR	11	60	31	91	8.3	1
Pat Leach	WCU	SR	11	53	34	87	7.9	0
Chris Walsh	VMI	JR	11	42	44	86	7.8	2
Lamar Sales	CIT	JR	10	41	34	75	7.5	3
Blaz Ruzic	UTC	JR	10	32	42	74	7.4	1
Seth Hanssen	WCU	JR	11	58	23	81	7.4	0
Tyler Norman	WCU	FR	11	51	30	81	7.4	2
Rod Dunlap	WCU	SO	11	62	16	78	7.1	0
John Thrift	FUR	SR	11	45	32	77	7.0	5
Michael Ward	GSU	JR	11	30	46	76	6.9	3
Sam Smalls	ASU	SO	11	31	44	75	6.8	0
Josh Cooper	FUR	SR	11	50	22	72	6.5	0
Mike Youngblood	GSU	SR	11	35	37	72	6.5	4
Mike Bradley	VMI	JR	10	27	37	64	6.4	0
T.J. Rose	CIT	SO	10	38	24	62	6.2	2
Defly Mubangu	VMI	SR	11	42	23	65	5.9	0
Kevin Gause	CIT	SR	10	44	15	59	5.9	0
Keith Davis	ETSU	SO	9	31	19	50	5.6	1
Hondre McNeil	WOF	SR	11	39	22	61	5.5	6
Ryan Watson	ASU	SR	11	35	26	61	5.5	5
Tony Tiller	ETSU	SO	10	51	3	54	5.4	0
S. Frierson	FUR	SR	11	38	24	62	5.6	1
Matt Kluk	VMI	JR	11	35	23	58	5.3	3
Robert Mathis	WOF	JR	11	44	14	58	5.3	5
M. Harkley	ETSU	SO	10	38	14	52	5.2	1
G. Sensabaugh	ETSU	FR	11	42	15	57	5.2	3
Wes Hunter	ASU	SR	11	33	24	57	5.2	1
Allen Davis	ETSU	FR	11	42	14	56	5.1	0
Nathan Fuqua	WOF	JR	11	40	16	56	5.1	4
Richie Jackson	FUR	SR	11	45	10	55	5.0	0
Chase Corn	WOF	JR	11	31	24	55	5.0	3
Bryan Lamar	UTC	SO	11	36	18	54	4.9	0
David Young	GSU	JR	11	40	14	54	4.9	0
Nygel Rogers	ASU	SO	9	19	25	44	4.9	0
John Mannino	ASU	JR	11	20	33	53	4.8	4
Eric McIntire	GSU	FR	11	21	32	53	4.8	2
Derrick Butler	GSU	FR	10	30	18	48	4.8	0
Tyler Unzicker	UTC	SR	11	28	24	52	4.7	10

INTERCEPTIONS	Team	CI	G	Int	Yds	TD	IPG
Tony Tiller	ETSU	SO	10	7	102	0	0.70
Kevin Howard	CIT	SR	10	5	3	0	0.50
Nygel Rogers	ASU	SO	9	3	14	0	0.33
B.J. Jessup	WCU	SO	11	3	45	0	0.27
D. Plather	VMI	JR	11	3	38	0	0.27
Marquail Wells	WCU	SR	11	3	18	0	0.27
Roland Harris	WOF	JR	11	3	2	0	0.27
Andrew Knight	CIT	FR	9	2	0	0	0.22
Chris Edwards	WOF	SR	10	2	41	1	0.20
Justin Seaverns	ASU	SR	10	2	28	0	0.20

PASSES DEFENDED	Team	CI	Brup	Int	Total
Tony Tiller	ETSU	SO	13	7	20
Kevin Gause	CIT	SR	15	2	17
Marquail Wells	WCU	SR	10	3	13
Allen Davis	ETSU	FR	9	2	11
Dreck Cooper	GSU	SR	9	2	11
Kevin Corley	CIT	FR	8	2	10
Greg Knight	UTC	JR	8	2	10
Chris Edwards	WOF	SR	8	2	10
Ahmed Green	WCU	JR	9	1	10
Pat Leach	WCU	SR	8	1	9

TACKLES-FOR-LOSS	Team	CI	TFL	Yds
Derik Screen	VMI	SO	22	81
Tyler Unzicker	UTC	SR	18	77
Travis Stephens	CIT	SR	17	61
K.T. Stovall	ASU	SO	15	77
Nathan Fuqua	WOF	JR	14	39
Nick McNeil	WCU	SO	13	110
Anthony Jones	WOF	JR	13	40
Matt Kluk	VMI	JR	13	58
F. Pesqueira	GSU	JR	12	24
Josh Jeffries	ASU	JR	11	62



FURMAN PALADINS FOOTBALL 2002

AMERICAN FOOTBALL COACHES ASSOCIATION ALL-AMERICA (AFCA)

OT Donnie Littlejohn

SPORTS NETWORK ALL-AMERICA

OT Donnie Littlejohn (1st Team)
LB Will Bouton (1st Team)
TB Louis Ivory (2nd Team)
OG Marty Priore (2nd Team)
C Chris Stewart (2nd Team)
RS Brian Bratton (2nd Team)

ASSOCIATED PRESS ALL-AMERICA

OT Donnie Littlejohn (1st Team)
TB Louis Ivory (2nd Team)
OG Marty Priore (2nd Team)
LB Will Bouton (2nd Team)
RS Brian Bratton (3rd Team)

WALTER CAMP FOUNDATION ALL-AMERICA

OT Donnie Littlejohn
LB Will Bouton

FOOTBALL GAZETTE ALL-AMERICA

OT Donnie Littlejohn (1st Team)
Will Bouton (2nd Team)
Louis Ivory (2nd Team)
Brian Bratton (2nd Team)

VERIZON WIRELESS ACADEMIC ALL-DISTRICT

DL Steve DeBeer
TE Trent Sansbury
CB Rodney Johnson

NCAA I-AA ATHLETIC DIRECTORS ASSOCIATION (NACDA) ACADEMIC ALL-STAR TEAM

DB Rodney Johnson
TE Trent Sansbury

BLUE-GRAY ALL-STAR CLASSIC

TE Trent Sansbury

SOUTHERN CONFERENCE OFFENSIVE PLAYER-OF-THE-YEAR (Sports Media Association)

TB Louis Ivory

SOUTHERN CONFERENCE DEFENSIVE PLAYER-OF-THE-YEAR (Sports Media Association)

LB Will Bouton

SOUTHERN CONFERENCE FRESHMAN-OF-THE-YEAR (Sports Media Association)

RS Brian Bratton

SOUTHERN CONFERENCE JACOBS BLOCKING AWARD

OT Donnie Littlejohn

ALL-SOUTHERN CONFERENCE (Sports Media Association)

TB Louis Ivory (1st Team)
OT Donnie Littlejohn (1st Team)
OG Marty Priore (1st Team)
C Chris Stewart (1st Team)
TE Trent Sansbury (1st Team)
RS Brian Bratton (1st Team)
PK Danny Marshall (1st Team)
LB Will Bouton (1st Team)
DB Shelvis Smith (1st Team)
QB Billy Napier (2nd Team)
WR Bear Rinehart (2nd Team)
DL Ryan Spencer (2nd Team)
DL LeBryan Sperling (2nd Team)
LB John Thrift (2nd Team)
CB Richie Jackson (2nd Team)
CB Josh Cooper (2nd Team)

ALL-SOUTHERN CONFERENCE (Head Coaches)

TB Louis Ivory (1st Team)
C Chris Stewart (1st Team)
OG Marty Priore (1st Team)
OT Donnie Littlejohn (1st Team)
TE Trent Sansbury (1st Team)
RS Brian Bratton (1st Team)
LB Will Bouton (1st Team)
QB Billy Napier (2nd Team)
WR Bear Rinehart (2nd Team)
DL Ryan Spencer (2nd Team)
DB Richie Jackson (2nd Team)
DB Josh Cooper (2nd Team)

SOUTHERN CONFERENCE PLAYER-OF-THE-WEEK

TB Louis Ivory vs. Western Carolina
(Sept. 29-Offense)
LB Will Bouton vs. Appalachian State
(Oct. 6-Defense)
WR Isaac West vs. Appalachian State
(Oct. 6-Freshman)
QB Billy Napier vs. Chattanooga
(Nov. 17-Offense)
FS Josh Cooper vs. Chattanooga
(Nov. 17-Defense)
LB Cedrick Ritter vs. Presbyterian
(Nov. 24-Freshman)



Furman produced a school record six All-Americans in 2001.



THE OPPONENTS





FURMAN PALADINS FOOTBALL 2002

GAME 1

VANDERBILT COMMODORES

September 7, 2002, 7:00 P.M. (ET), Vanderbilt Stadium, Nashville, Tennessee

Location: Nashville, Tennessee
 Founded: 1873
 Enrollment: 6,241
 Colors: Black & Gold
 Nickname: Commodores
 Conference: Southeastern
 Stadium (Capacity): Vanderbilt (41,221)
 Turf: Natural
 President: Dr. E. Gordon Gee
 Athletic Director: Todd Turner
 Head Coach: Bobby Johnson (Clemson '73)
 Record at School (Years): 0-0 (1st Year)
 Career Record (Years): 60-36 (1st Year)
 Johnson Versus Furman: 0-0
 Lamb Versus Vanderbilt: 0-0



Johnson

Assistant Coaches: Ted Cain (Offensive Coordinator, Tight Ends), Bruce Fowler (Defensive Coordinator), Robbie Caldwell (Assistant Head Coach, Offensive Line), David Turner (Defensive Line), Warren Belin (Linebackers), Jamie Bryant (Defensive Backs), Charlie Fisher (Running Backs), J.D. Hall (Wide Receivers), Jimmy Kiser (Quarterbacks)

Offensive Set: I

Lettermen Lost: 27

Starters Lost: 11

Top Returnees: WR Dan Stricker, WR M.J. Garrett, OT Justin Geisinger, OG Jim May, C Jamie Byrum, OG Brian Kovolisky, DT Brett Beard, DE Chuck Losey, LB Hunter Hillenmeyer, LB Pat Brunner, CB Rusheh Jones, CB Aaron McWhorter, SS Justin Giboney

2001 Overall Record: 2-9

2001 Final National Ranking: NR

Series Record: Tied 1-1

In Greenville: 0-0

Defensive Set: 43

Lettermen Returning: 41

Starters Returning: 13

2001 SEC East Record (Finish): 0-8 (6th)

In Nashville: 1-1

2001 RESULTS (2-9, 0-8 SEC)			
28	MIDDLE TENNESSEE STATE	37	L
9	ALABAMA	12	L
28	RICHMOND	2	W
21	AUBURN	24	L
14	GEORGIA	30	L
14	@ South Carolina	46	L
42	@ Duke	28	W
13	@ Florida	71	L
30	KENTUCKY	56	L
0	@ Tennessee	38	L
27	@ Mississippi	38	L

2002 SCHEDULE

Aug. 31	@ Georgia Tech	6:00
Sept. 7	FURMAN	7:00
Sept. 14	@ Auburn	TBA
Sept. 21	@ Mississippi	TBA
Sept. 28	SOUTH CAROLINA	TBA
Oct. 12	MIDDLE TENNESSEE STATE	TBA
Oct. 19	@ Georgia	TBA
Oct. 26	CONNECTICUT	TBA
Nov. 2	ALABAMA	TBA
Nov. 9	FLORIDA	TBA
Nov. 16	@ Kentucky	TBA
Nov. 23	TENNESSEE	TBA

Football SID: Larry Leathers (larry.leathers@vanderbilt.edu)
 Office: (615) 322-4121; Home: (615) 221-8605
 Fax: (615) 322-4121; Press Box: TBA
 Web Site: www.vucommODORES.com

GAME 2

ELON PHOENIX

September 14, 2002, 7:00 P.M. (ET), Paladin Stadium, Greenville, South Carolina

Location: Elon, North Carolina
 Founded: 1889
 Enrollment: 4,150
 Colors: Maroon and Gold
 Nickname: Phoenix
 Conference: Independent (NCAA I-AA)
 Stadium (Capacity): Rhodes (11,250)
 Turf: Natural



Seagraves

President: Dr. Leo Lambert
 Athletics Director: Dr. Alan White
 Head Coach: Al Seagraves (Shippensburg '75)
 Record at School (Years): 34-32 (6 Years)
 Career Record (Years): 34-32 (6 Years)
 Seagraves Versus Furman: 1-3
 Lamb Versus Elon: 0-0

Assistant Coaches: Henry Trevethan (Associate Head Coach, Offensive Coordinator, Offensive Line), Will Holthouser (Defensive Coordinator, Defensive Backs), Pat Apke (Linebackers, Special Teams), Richard Lage (Tight Ends), Lonnie Galloway (Quarterbacks), Mark Speir (Defensive Line), Bradley Glenn (Wide Receivers)

Offensive Set: Wishbone

Lettermen Lost: 9

Starters Lost: 4

Top Returnees: TE Phillip Johnson, OT Josh Rowan, OG Darrin Rainey, C Brandon Mason, OT Ross Gravely, WR Arketa Banks, QB James Murdaugh, LHB Rashaud Palmer, FB Martin Swindell, RHB Cecil Mitchell, DL Kahlil Brewster, DL Wesley Wheeler, LB Eddie Bell, LB Jamall Scott, LB Calvin Sutton, CB Sam Miller, CB Stephen McCoy, S Chris Geter, S Vincent Graves, P/PK Anthony Turowski

2001 Overall Record: 2-9

2001 Final Ranking: NR

Series Record: Furman leads 4-1

In Greenville: Furman leads 4-1

Defensive Set: 43

Lettermen Returning: 46

Starters Returning: 18

In Elon: 0-0

2001 RECORD (2-9)			
21	@ James Madison	42	L
7	@ Furman	46	L
7	NORTH CAROLINA A&T	23	L
27	GARDNER-WEBB	14	W
7	@ Western Kentucky	24	L
6	NORTHWESTERN STATE	24	L
21	@ Hofstra	42	L
39	CHARLESTON SOUTHERN	16	W
36	@ Samford	43	L
21	GEORGIA SOUTHERN	27	L
7	@ Youngstown State	45	L

2002 SCHEDULE

Sept. 7	FLORIDA INTERNATIONAL	7:00
Sept. 14	@ Furman	7:00
Sept. 21	JOHNSON C. SMITH	2:00
Sept. 28	@ North Carolina A&T	1:30
Oct. 5	@ Northwestern State	3:00
Oct. 12	@ Gardner-Webb	6:00
Oct. 19	@ East Tennessee State	2:00
Nov. 2	HOFSTRA	2:00
Nov. 9	LIBERTY	2:00
Nov. 16	@ Charleston Southern	1:30
Nov. 23	WOFFORD	2:00

Football SID: Matt Eviston (meviston@elon.edu)
 Office: (336) 278-6711; Home: (336) 585-1175
 Fax: (336) 278-6768 ; Press Box: TBA
 Web Site: www.elon.edu/athletics

FURMAN PALADINS FOOTBALL 2002



GAME 3

RICHMOND SPIDERS

September 21, 2002, 6:00 P.M. (ET), UR Stadium, Richmond, Virginia

Location: Richmond, Virginia
 Founded: 1830
 Enrollment: 2,900
 Colors: Red and Blue
 Nickname: Spiders
 Conference: Atlantic 10 (NCAA I-AA)
 Stadium (Capacity): University of Richmond (21,319)
 Turf: Natural
 President: Dr. William E. Cooper
 Athletics Director: Jim Miller
 Head Coach: Jim Reid
 Record at School (Years): 42-37-1 (7 Years)
 Career Record (Years): 78-66-3 (13 Years)
 Reid Versus Furman: 0-0
 Lamb Versus Richmond: 0-0
 Assistant Coaches: Jeff Hanson (Associate Head Coach, Secondary), Tony DeMeo (Offensive Coordinator, Quarterbacks), Frank Leonard (Offensive Line), Bill Durkin (Running Backs), Rich Cavanaugh (Defensive Line), Mike Reed (Wide Receivers), Shane Burham (Linebackers), Mike Williams (Offensive Assistant)
 Offensive Set: Multiple
 Lettermen Lost: 19
 Starters Lost: 12
 Top Returnees: OT Josh Burnette, RB Kenny Dantzler, OG Justin McElfish, WR Boyd Ouden, OT Joe Wilson, LB Adrian Archie, DE Steve Boyer, DB Maurice Newbill, DB Ramon Richeson, LB Mark Thompson, PK Doug Kirchner, P Brandon Neuman
 2001 Overall Record: 3-8
 2001 Final National Ranking: NR
 Series Record: Richmond leads 15-7
 In Greenville: Richmond leads 7-3



Reid

Defensive Set: Multiple
 Lettermen Returning: 37
 Starters Returning: 12
 2001 Atlantic 10 Record (Finish): 3-6 (Ninth)
 In Richmond: Richmond leads 8-4

2001 RESULTS (3-8, 3-6 Atlantic 10)

16	@ Virginia	17	L
22	@ Vanderbilt	28	L
30	VILLANOVA	31	L
3	@ Maine	14	L
20	@ James Madison	17	W
0	@ Northeastern	7	L
28	RHODE ISLAND	0	W
21	HOFSTRA	35	L
6	@ Delaware	10	L
20	WILLIAM & MARY	23	L
35	@ Massachusetts	7	W

2002 SCHEDULE

Aug.	31	@ Temple	7:00
Sept.	7	DELAWARE	3:00
Sept.	21	FURMAN	6:00
Oct.	5	MASSACHUSETTS	3:00
Oct.	12	@ New Hampshire	Noon
Oct.	19	JAMES MADISON	6:00
Oct.	26	@ Rhode Island	Noon
Oct.	2	NORTHEASTERN	1:00
Nov.	9	@ Hofstra	1:30
Nov.	16	MAINE	1:00
Nov.	23	@ William & Mary	TBA

Football SID: Simon Gray
 Office: (804) 289-8320; Home: (804) 934-9907
 Fax: (804) 289-8820; Press Box: (804) 355-6110
 Web Site: www.richmondspiders.com

GAME 4

VMI KEYDETS

September 28, 2002, 1:00 P.M. (ET), Alumni Stadium, Lexington, Virginia

Location: Lexington, Virginia
 Founded: 1839
 Enrollment: 1,250
 Colors: Red, White, and Yellow
 Nickname: Keydets
 Conference: Southern (NCAA I-AA)
 Stadium (Capacity): Alumni Memorial (10,000)
 Turf: Natural
 President: Maj. General Josiah Bunting III
 Athletics Director: Donny White
 Head Coach: Cal McCombs (The Citadel '67)
 Record at School (Years): 0-0 (3 Years)
 Career Record (Years): 0-0 (3 Years)
 McCombs Versus Furman: 0-3
 Lamb Versus VMI: 0-0
 Assistant Coaches: Jack Baker (Running Backs, Slotbacks), Keith Braxton (Defensive Line), Johnny Burnett (Defensive Coordinator, Defensive Backs), Andre Curtis (Outside Linebackers), Jeff Durden (Offensive Coordinator, Quarterbacks), Don McCaulley (Inside Linebackers), Will McCombs (Offensive Line), Latrell Scott (Wide Receivers)
 Offensive Set: Run and Shoot
 Lettermen Lost: 16
 Starters Lost: 6
 Top Returnees: OT Sam Brown, OG Skip Carleton, QB Joey Gibson, C Keith Graham, SB Titus Green, OG Craig Howard, SE John Puvogel, SB Kevin Solomon, OLB Mike Bradley, NT Matt Kluk, CB DeAngello Plather, OLB Derik Screen, ILB Ty Summers, CB Ron Vaughans, ILB Chris Walsh, P Brent Barth, PK Matt Sharpe
 2001 Overall Record: 1-10
 2001 Final National Ranking: NR
 Series Record: Furman leads 22-8
 In Greenville: Furman leads 13-3



McCombs

Defensive Set: 50
 Lettermen Returning: 38
 Starters Returning: 18
 2001 SoCon Record: 1-7 (8th)
 In Lexington: Furman leads 9-5

2001 RECORD (1-10, 1-7 SoCon)

0	WILLIAM & MARY	34	L
18	@ Duquesne	41	L
7	@ Furman	65	L
14	GEORGIA SOUTHERN	31	L
14	@ Wofford	59	L
19	CHATTANOOGA (OT)	16	W
17	@ Western Carolina	44	L
17	APPALACHIAN STATE	27	L
7	@ The Citadel	49	L
28	SAMFORD	46	L
23	EAST TENNESSEE STATE	34	L

2002 SCHEDULE

Aug.	31	@ Charleston Southern	1:30
Sept.	7	DAVIDSON	1:00
Sept.	14	@ William & Mary	1:00
Sept.	21	@ East Tennessee State	6:00
Sept.	28	FURMAN	1:00
Oct.	5	@ Georgia Southern	1:00
Oct.	12	WOFFORD	1:00
Oct.	19	@ Chattanooga	6:00
Oct.	26	LIBERTY	1:00
Nov.	2	WESTERN CAROLINA	1:00
Nov.	9	@ Appalachian State	2:00
Nov.	16	The Citadel @ Charlotte, N.C.	1:30

Football SID: Wade Branner (brannerwh@vmi.edu)
 Office: (540) 464-7515; Home: (540) 464-5033
 Fax: (540) 464-7583; Press Box: (540) 464-6725
 Web Site: www.vmi.edu/athletics



2002 FURMAN OPPONENTS / WESTERN CAROLINA, APPALACHIAN STATE
FURMAN PALADINS FOOTBALL 2002

GAME 5

WESTERN CAROLINA CATAMOUNTS

October 5, 2002, 2:00 P.M. (ET), Paladin Stadium, Greenville, South Carolina

Location: Cullowhee, North Carolina
 Founded: 1889
 Enrollment: 6,700
 Colors: Purple and Gold
 Nickname: Catamounts
 Conference: Southern (NCAA I-AA)
 Stadium (Capacity): E.J. Whitmire (12,000)
 Turf: Artificial
 Chancellor: Dr. John W. Bardo
 Athletics Director: Jeff Compher
 Head Coach: Kent Briggs (Western Carolina '79)
 Record at School (Years): 0-0 (1st Year)
 Career Record (Years): 0-0 (1st Year)
 Briggs Versus Furman: 0-0
 Lamb Versus Western Carolina: 0-0



Briggs

Assistant Coaches: Ricky Logo (Assistant Head Coach, Defensive Line), Ken Matous (Offensive Coordinator, Wide Receivers, Quarterbacks), Geoff Collins (Defensive Coordinator, Defensive Backs), Andy Hendl (Linebackers, Special Teams), Myron Jackson (Tight Ends), Kris Reis (Defensive Assistant), John Turner (Offensive Line), Todd Varn (Running Backs)
 Offensive Set: Multiple Pro
 Lettermen Lost: 15
 Starters Lost: 8
 Top Returnees: SE Lamont Seward, LT Jon Vaughan, LG Thomas Pruett, RG Jason Whaley, RT Caleb Queen, FLK Michael Banks, QB Brian Gaither, TB Fred Boateng, TE Brian Rucker, DE Nick McNeil, CB Ahmed Green, LB Rod Dunlap, FS Justin Fryer, SS Pat Leach, P Stanton Horne, PK Shon Rowser
 2001 Overall Record: 7-4
 2001 Final National Ranking: NR
 Series Record: Furman leads 18-9-2
 In Greenville: Furman leads 9-5-1

Defensive Set: 43

Lettermen Returning: 39

Starters Returning: 16

2001 SoCon Record (Finish): 5-3 (4th)

In Cullowhee: Furman leads 9-4-1

2001 RESULTS (7-4, 5-3 SoCon)

15	MARS HILL	6	W
7	@ Louisville	31	L
20	@ East Tennessee State	6	W
13	FURMAN	31	L
14	@ Georgia Southern	50	L
31	WOFFORD	28	W
21	@ Chattanooga	3	W
44	VMI	17	W
63	LIBERTY	0	W
24	@ Appalachian State	34	L
28	THE CITADEL	25	W

2002 SCHEDULE

Aug.	31	@ Liberty	3:30
Sept.	7	@ Auburn	TBA
Sept.	14	WEST VIRGINIA TECH	6:00
Sept.	21	@ The Citadel	2:00
Sept.	28	EAST TENNESSEE STATE	6:00
Oct.	5	@ Furman	2:00
Oct.	12	GEORGIA SOUTHERN	2:00
Oct.	19	@ Wofford	1:30
Oct.	26	CHATTANOOGA	2:00
Nov.	2	@ VMI	1:00
Nov.	16	APPALACHIAN STATE	2:00

Football SID: Mike Cawood (cawood@email.wcu.edu)
 Office: (828) 227-2339; Home: (828) 239-0710
 Fax: (828) 227-7688; Press Box: (828) 227-2116
 Web Site: www.catamountsports.com

GAME 6

APPALACHIAN STATE MOUNTAINEERS

October 12, 2002, TBA P.M., Kidd Brewer Stadium, Boone, North Carolina

Location: Boone, North Carolina
 Founded: 1899
 Enrollment: 12,500
 Colors: Black and Gold
 Nickname: Mountaineers
 Conference: Independent (NCAA I-AA)
 Stadium (Capacity): Kidd Brewer (16,650)
 Turf: Artificial
 Chancellor: Dr. Francis T. Borkowski
 Athletics Director: Roachel Laney
 Head Coach: Jerry Moore (Baylor '61)
 Record at School (Years): 107-51 (13 Years)
 Career Record (Years): 134-100-2 (20 Years)
 Moore Versus Furman: 5-8
 Lamb Versus Appalachian State: 0-0



Moore

Assistant Coaches: Rob Best (Offensive Coordinator, Quarterbacks), John Wiley (Defensive Coordinator), Shawn Elliott (Offensive Line), Dale Jones (Defensive Line), Chris Moore (Linebackers), Chad Lunsford (Tight Ends), Scott Satterfield (Running Backs), Scott Brock (Defensive Assistant), Rocky Lewis (Wide Receivers)
 Offensive Set: Multiple I
 Lettermen Lost: 19
 Starters Lost: 6
 Top Returnees: Jerry Beard (RB), Joe Burchette (QB), Joey Hoover (FB), Jason LeMay (TE), Joe Patrick (OL), Jim Vasquez (OL), Sterling Hayward (WR), Damon Fowlkes (WR), Eric Crutchfield (DB), Josh Jeffries (DE), Steve Kitchens (DB), John Mannino (DL), Nygel Rogers (DB), Sam Smalls (LB), K.T. Stovall (DE), Jonathan Lyles (DB), Nate McKinney, Erik Rockhold (PK)
 2001 Overall Record: 9-4
 2001 Final Ranking: No. 6 (Sports Network)
 Series Record: Furman leads 20-8-3
 In Greenville: Furman leads 12-3-1

Defensive Set: 43

Lettermen Returning: 47

Starters Returning: 18

2001 SoCon Record (Finish): 6-2 (3rd)

In Boone: Furman leads 8-5-2

2001 RECORD (9-4, 6-2 SoCon)

46	LIBERTY	26	W
10	@ Wake Forest	20	L
8	@ The Citadel	6	W
33	EAST TENNESSEE STATE	14	W
22	@ Furman	28	L
18	GEORGIA SOUTHERN	27	L
34	@ Wofford	23	W
51	CHATTANOOGA	14	W
27	@ VMI	17	W
34	WESTERN CAROLINA	24	W
64	WEST VIRGINIA TECH	14	W
40	WILLIAM & MARY	27	W
24	@ Georgia Southern	38	L

2002 SCHEDULE

Aug.	31	@ Marshall	7:00
Sept.	14	EASTERN KENTUCKY	7:00
Sept.	21	@ Liberty	3:30
Sept.	28	THE CITADEL	2:00
Oct.	5	@ East Tennessee State	6:00
Oct.	12	FURMAN	TBA
Oct.	19	@ Georgia Southern	1:00
Oct.	26	WOFFORD	2:00
Nov.	2	@ Chattanooga	1:30
Nov.	9	VMI	2:00
Nov.	16	@ Western Carolina	2:00

Football SID: Kelby Siler (silerkj@appstate.edu)
 Office: (828) 262-7602; Home: (828) 268-0757
 Fax: (828) 262-6106; Press Box: (828) 268-3172
 Web Site: www.goasu.com

FURMAN PALADINS FOOTBALL 2002



GAME 7

THE CITADEL BULLDOGS

October 19, 2002, 3:30 P.M. (ET), Paladin Stadium, Greenville, South Carolina

Location: Charleston, South Carolina
 Founded: 1842
 Enrollment: 1,800
 Colors: Blue and White
 Nickname: Bulldogs
 Conference: Southern (NCAA I-AA)
 Stadium (Capacity): Johnson Hagood (21,000)
 Turf: Natural
 President: Maj. Gen. John S. Grinalds, USMC Ret.
 Athletics Director: Les Robinson
 Head Coach: Ellis Johnson
 Record at School (Years): 3-7 (1 Year)
 Career Record (Years): 8-13 (2 Years)
 Johnson Versus Furman: 0-1
 Lamb Versus The Citadel: 0-0



Johnson

Assistant Coaches: Mark Fleetwood (Assistant Head Coach, Quarterbacks, Kickers), Les Herrin (Defensive Coordinator, Linebackers), Jeff Fela (Offensive Coordinator, Offensive Line), Ahren Self (Defensive Backs), Roberto Pinilla (Defensive Line), Danny Lewis (Running Backs), Maurice Drayton (Safeties), Brian Fues (Tight Ends), Joe Whitt (Wide Receivers)

Offensive Set: Multiple
 Lettermen Lost: 33
 Starters Lost: 10
 Top Returnees: C Chad Boozer, QB Mazzie Drummond, WR Scooter Johnson, WR Matt Healy, TB Nate Mahoney, OT Jared Perdue, TE Chris Franklin, DE Alonzo Bethea, DE Larry Schrieber, FS Kevin Corley, CB Dru Knight, LB T.J. Rose, LB Lamar Sales, P Travis Zobel
 2001 Overall Record: 3-7
 2001 Final National Ranking: NR
 Series Record: Furman leads 50-28-3
 In Greenville: Furman leads 27-12 In Charleston: Furman leads 21-16-2 Neutral: Furman leads 2-0-1

Defensive Set: 35
 Lettermen Returning: 47
 Starters Returning: 14

2001 SoCon Record (Finish): 2-6 (8th)

2001 RECORD (4-7, 3-5 SoCon)

7	@ Georgia Tech	35	L
6	APPALACHIAN STATE	9	L
31	SOUTH CAROLINA STATE	8	W
21	@ East Tennessee State	23	L
7	FURMAN	30	L
6	@ Georgia Southern	14	L
0	WOFFORD	13	L
20	@ Chattanooga (OT)	17	W
49	VMI	7	W
25	@ Western Carolina	28	L

2002 SCHEDULE

Sept. 7	@ LSU	7:00
Sept. 14	DELAWARE	2:00
Sept. 21	WESTERN CAROLINA	2:00
Sept. 28	@ Appalachian State	2:00
Oct. 5	@ Wyoming	2:00
Oct. 12	EAST TENNESSEE STATE	2:00
Oct. 19	@ Furman	3:30
Oct. 26	GEORGIA SOUTHERN	2:00
Nov. 2	@ Wofford	1:30
Nov. 9	CHATTANOOGA	2:00
Nov. 16	VMI (@ Charlotte, N.C.)	1:30
Nov. 21	CHARLESTON SOUTHERN	7:00

Football SID: Mike Hayden (haydenj@citadel.edu)
 Office: (843) 953-5120; Home: (843) 760-0891
 Fax: (843) 953-5058; Press Box: (843) 953-5004/5008
 Web Site: www.citadelsports.com

GAME 8

EAST TENNESSEE STATE BUCCANEERS

October 26, 2002, 3:30 P.M. (ET), Memorial Center, Johnson City, Tennessee

Location: Johnson City, Tennessee
 Founded: 1911
 Enrollment: 11,500
 Colors: Navy Blue & Old Gold
 Nickname: Buccaneers
 Conference: Southern (NCAA I-AA)
 Stadium (Capacity): Memorial Center (13,000)
 Turf: Artificial
 President: Dr. Paul Stanton, Jr.
 Athletics Director: Todd Stansbury
 Head Coach: Paul Hamilton
 Record at School (Years): 29-26 (5 Years)
 Career Record (Years): 29-26 (5 Years)
 Hamilton Versus Furman: 3-2
 Lamb Versus East Tennessee State: 0-0



Hamilton

Assistant Coaches: Jeff Bleamer (Assistant Head Coach, Offensive Line), Billy Taylor (Co-Defensive Coordinator, Linebackers), Jimmy Fletcher (Slot Backs), Steve Wilkes (Co-Defensive Coordinator, Defensive Backs), Jerry Mynatt (Passing Game Coordinator, Wide Receivers), Mark Collins (Outside Linebackers), Jamey Chadwell (Tight Ends), Danny Triplett (Defensive Line), Shon Galloway (Defensive Line Assistant), Mark Tucker

Offensive Set: Multiple
 Lettermen Lost: 13
 Starters Lost: 8
 Defensive Set: 34
 Lettermen Returning: 41
 Starters Returning: 16

Top Returnees: Cecil Moore (SE), Scott Carter (FB), Andrew Nuckolls (SB), Kai Schreckenber (DT), Travis Williams (NG), Brendon Calton (DT), Marco Bryant (OLB), Mike Coregay (ILB), Justin Reinier (ILB), Scott Brummett (OLB), Tony Tiller (CB), Gerlad Sensabaugh (SS), Montreal Harkley (FS), Allen Davis (CB), Aaron Bass (P)
 2001 Overall Record: 6-5
 2001 Final National Ranking: NR
 Series Record: Furman leads 21-7
 In Greenville: Furman 13-2

2001 SoCon Record: 4-4 (5th)

In Johnson City: Furman leads 8-5

2001 RECORD (6-5, 4-4 SoCon)

0	@ Pittsburgh	31	L
30	GARDNER-WEBB	17	W
6	WESTERN CAROLINA	20	L
14	@ Appalachian State	33	L
23	THE CITADEL	21	W
6	@ Furman	31	L
19	GEORGIA SOUTHERN	16	W
26	CHARLESTON SOUTHERN	0	W
32	CHATTANOOGA	10	W
3	@ Wofford	24	L
34	@ VMI	23	W

2002 SCHEDULE

Aug. 31	@ North Carolina State	7:00
Sept. 7	MARS HILL	6:00
Sept. 14	@ Gardner-Webb	TBA
Sept. 21	VMI	6:00
Sept. 28	@ Western Carolina	6:00
Oct. 5	APPALACHIAN STATE	6:00
Oct. 12	@ The Citadel	2:00
Oct. 19	ELON	2:00
Oct. 26	FURMAN	3:30
Nov. 2	@ Georgia Southern	1:00
Nov. 9	WOFFORD	6:00
Nov. 16	@ Chattanooga	1:30

Football SID: Phil Hess (hessp@mail.etsu.edu)
 Office: (423) 439-4220; Home: (423) 434-9151
 Fax: (423) 439-6138; Press Box: (423) 439-5329
 Web Site: www.etsubucs.com



FURMAN PALADINS FOOTBALL 2002

GAME 9

GEORGIA SOUTHERN EAGLES

November 9, 2002, TBA P.M. (ET), Paladin Stadium, Greenville, South Carolina

Location: Statesboro, Georgia
 Founded: 1906
 Enrollment: 14,500
 Colors: Blue & White
 Nickname: Eagles
 Conference: Southern (NCAA I-AA)
 Stadium (Capacity): Allen E. Paulson (18,000)
 Turf: Natural
 President: Dr. Bruce F. Grube
 Athletics Director: Sam Baker
 Head Coach: Mike Sewak (Virginia '81)
 Record at School (Years): 0-0 (1st Year)
 Career Record (Years): 0-0 (1st Year)
 Sewak Versus Furman: 0-0
 Lamb Versus Georgia Southern: 0-0
 Assistant Coaches: Mitch Ware (Offensive Coordinator), Rusty Russell (Defensive Coordinator, Linebackers), Brent Davis (Offensive Line), John Pate (Defensive Line), Levorn Harbin (Defensive Ends, Special Teams), Scot Sloan (Secondary), Bob Bodine (Slotbacks), Doug Giacone (Secondary), Greg Hill (Wide Receivers), Mark Williams (Offensive Line)
 Offensive Set: Spread
 Lettermen Lost: 19
 Starters Lost: 8
 Top Returnees: Charles Clarke (C), Paul Collins (OT), Reggie Cordy (OG), James McCoy (OT), Mark Myers (SB), Derrick Owens (WR), Zzream Walden (SB), Eric McIntire (NG), Freddy Pesqueira (DT), Joe Scott (LB), Dion Stokes (CB), Mike Ward (LB), David Young (SS), James Young (FS), Scott Shelton (P/PK)
 2001 Overall Record: 12-2
 2001 Final National Ranking: No. 3 (Sports Network)
 Series Record: Ga. Southern leads 9-4
 In Greenville: Ga. Southern leads 3-2 In Statesboro: Ga. Southern leads 5-1 Natural: Tied 1-1



Sewak

Defensive Set: 43
 Lettermen Returning: 48
 Starters Returning: 16
 2001 SoCon Record (Finish): 7-1 (T1st)

2001 RESULTS (12-2, 7-1 SoCon)		
69	SAVANNAH STATE	6 W
38	DELAWARE	7 W
70	CHATTANOOGA	7 W
31	@ VMI	14 W
50	WESTERN CAROLINA	14 W
27	@ Appalachian State	18 W
14	THE CITADEL	6 W
16	@ East Tennessee State	19 L
20	FURMAN	10 W
27	@ Elon	21 W
48	@ Wofford	10 W
60	FLORIDA A&M	35 W
38	APPALACHIAN STATE	24 W
17	FURMAN	24 L

2002 SCHEDULE		
Aug. 29	@ Delaware	7:00
Sept. 7	GARDNER-WEBB	7:00
Sept. 21	WOFFORD	7:00
Sept. 28	@ Chattanooga	6:00
Oct. 5	VMI	1:00
Oct. 12	@ Western Carolina	2:00
Oct. 19	APPALACHIAN STATE	1:00
Oct. 26	@ The Citadel	2:00
Nov. 2	EAST TENNESSEE STATE	1:00
Nov. 9	@ Furman	TBA
Nov. 16	JACKSONVILLE STATE	1:00

Football SID: Tom McClellan (tmcclell@gasou.edu)
 Office: (912) 681-0352; Home: (912) 852-2424
 Fax: (912) 681-0046; Press Box: (912) 681-3896
 Web Site: www.georgiasoutherneagles.com

GAME 10

WOFFORD TERRIERS

November 16, 2002, 1:30 P.M., Gibbs Stadium, Spartanburg, South Carolina

Location: Spartanburg, South Carolina
 Founded: 1854
 Enrollment: 1,100
 Colors: Old Gold and Black
 Nickname: Terriers
 Conference: Southern (NCAA I-AA)
 Stadium (Capacity): Gibbs (13,000)
 Turf: Natural Grass
 President: Dr. Benjamin B. Dunlap
 Athletics Director: Richard Johnson
 Head Coach: Mike Ayers (Georgetown, Ky. '74)
 Record at School (Years): 81-72-1 (14 Years)
 Career Record (Years): 92-93-2 (17 Years)
 Ayers Versus Furman: 2-9-1
 Lamb Versus Wofford: 0-0
 Assistant Coaches: Wade Lang (Assistant Head Coach, Offensive Coordinator, Quarterbacks), Nate Woody (Defensive Coordinator, Inside Linebackers), Freddie Brown (Running Backs), Tommy Elrod (Offensive Line), Lee Hanning (Punters, Kickers), Bruce Lackey (Wide Receivers), Terry Lantz (Secondary), Joe Lesesne (Tight Ends), Thomas Neel (Outside Linebackers), Jack Teachey (Defensive Line)
 Offensive Set: Wingbone
 Lettermen Lost: 18
 Starters Lost: 9
 Top Returnees: Chad Bentley (OT), Isaac Goodpaster (WR), Melvin Jones (FB), Jesse McCoy (HB), Lee Basinger (DT), Chase Corn (OLB), Jimmy Freland (ILB), Nathan Fuqua (NT), Roland Harris (CB), Anthony Jones (DT), Brandon Ladd (FS), Robert Mathis (ILB), Hondre McNeil (OLB), Matt Nelson (SS)
 2001 Overall Record: 4-7
 2001 Final Ranking: NR
 Series Record: Furman leads 45-23-7
 In Greenville: Furman leads 28-8-5



Ayers

Defensive Set: Multiple 50
 Lettermen Returning: 43
 Starters Returning: 15
 2001 SoCon Record: 3-5 (6th)

In Spartanburg: Furman leads 17-15-2

2001 RECORD (4-7, 3-5 SoCon)		
14	@ Clemson	38 L
35	CHARLESTON SOUTHERN	10 W
26	@ Chattanooga	29 L
59	VMI	14 W
28	@ Western Carolina	31 L
23	APPALACHIAN STATE	34 L
13	@ The Citadel	0 W
14	@ South Carolina	38 L
14	@ Furman	45 L
24	EAST TENNESSEE STATE	3 W
10	GEORGIA SOUTHERN	48 L

2002 SCHEDULE		
Aug. 31	NEWBERRY	7:00
Sept. 14	@ South Carolina State	6:00
Sept. 21	@ Georgia Southern	7:00
Sept. 28	@ Maryland	6:00
Oct. 5	CHATTANOOGA	1:30
Oct. 12	@ VMI	1:00
Oct. 19	WESTERN CAROLINA	1:30
Oct. 26	@ Appalachian State	2:00
Nov. 2	THE CITADEL	1:30
Nov. 9	@ East Tennessee State	6:00
Nov. 16	FURMAN	1:30
Nov. 23	@ Elon	2:00

Football SID: Mark Cohen (cohenm@wofford.edu)
 Office: (864) 597-4093; Home: (864) 591-0981
 Fax: (864) 597-4129; Press Box: (864) 597-4487
 Web Site: www.wofford.edu

FURMAN PALADINS FOOTBALL 2002



GAME II

CHATTANOOGA MOCS

November 23, 2002, 2:00 P.M., Paladin Stadium, Greenville, South Carolina

Location: Chattanooga, Tennessee
 Founded: 1886
 Enrollment: 8,485
 Colors: Navy, Old Gold and Silver
 Nickname: Mocs
 Conference: Southern
 Stadium (Capacity): Finley (20,668)
 Turf: Natural
 Chancellor: Dr. Bill Stacy
 Athletics Director: Steve Sloan
 Head Coach: Donnie Kirkpatrick
 Record at School (Years): 8-14 (3rd Year)
 Career Record (Years): 8-14 (3rd Year)
 Kirkpatrick Versus Furman: 0-2
 Lamb Versus Chattanooga: 0-0
 Assistant Coaches: Tim Burke (Defensive Coordinator, Defensive Backs), Mac Bryan (Offensive Line), Carter Cardwell (Running Backs), Derek Fewell (Tight Ends), Jimmy Lindsey (Linebackers), David Napier (Associate Head Coach, Defensive Line), Greg Ryan (Wide Receivers), Rusty Wright (Outside Linebackers), Chuck Williams (Defensive Assistant)
 Offensive Set: Multiple
 Lettermen Lost: 14
 Starters Lost: 9
 Top Returnees: Heath Adams (OG), James Clark (OT), Aaron Deal (OT), Jason Jones (WR), Joey Peters (WR), Cortez Rankin (WR), Chuck Spearman (QB), Josh Cain (LB), Frank Goodwyn (CB), Jason Jackson (LB), Greg Knight (CB), Bryan Lamar (SS), Derek Rogers (DE)
 2001 Overall Record: 3-8
 2001 Final National Ranking: NR
 Series Record: Furman leads 18-12
 In Greenville: Furman leads 8-6



Kirkpatrick

Defensive Set: 43
 Lettermen Returning: 48
 Starters Returning: 15
 2001 SoCon Record (Finish): 1-7 (9th)

In Chattanooga: Furman leads 12-6

2001 RESULTS (3-8, 1-7 SoCon)

28	@ Samford	14	W
10	@ Memphis	43	L
7	@ Georgia Southern	70	L
29	WOFFORD	26	W
16	@ VMI	19	L
3	WESTERN CAROLINA	21	L
14	@ Appalachian State	51	L
17	THE CITADEL (OT)	20	L
10	@ East Tennessee State	32	L
10	FURMAN	32	L
73	KENTUCKY STATE	0	W

2002 SCHEDULE

Aug. 31	@ West Virginia	1:00
Sept. 7	ALABAMA STATE	1:30
Sept. 14	@ Tennessee Tech	8:00
Sept. 21	GARDNER-WEBB	6:00
Sept. 28	GEORGIA SOUTHERN	6:00
Oct. 5	@ Wofford	1:30
Oct. 19	VMI	6:00
Oct. 26	@ Western Carolina	2:00
Nov. 2	APPALACHIAN STATE	1:30
Nov. 9	@ The Citadel	2:00
Nov. 16	EAST TENNESSEE STATE	1:30
Nov. 23	@ Furman	2:00

Football SID: Jeff Romero (Jeff-Romero@utc.edu)
 Office: (423) 425-5292; Home: (423) 517-8917
 Fax: (423) 425-4610; Press Box: (423) 757-9332
 Web Site: www.gomocs.com

2002 FURMAN OPPONENTS / SERIES RESULTS

FURMAN PALADINS FOOTBALL 2002



VANDERBILT (1-1)

1963 W 14-13 Nashville
 1978 L 19-17 Nashville

In Nashville: Tied 1-1

ELON (4-1)

1920 W 33-0 GREENVILLE
 1997 W 38-20 GREENVILLE
 1999 L 22-24 GREENVILLE
 2000 W 16-3 GREENVILLE
 2001 W 46-7 GREENVILLE

In Greenville: Furman leads 4-1

RICHMOND (7-15)

1922 L 0-13 GREENVILLE
 1923 W 22-7 Richmond
 1931 W 34-6 GREENVILLE
 1933 W 14-6 Richmond
 1948 L 0-7 GREENVILLE
 1949 L 0-12 Richmond
 1959 L 14-48 Richmond
 1960 L 28-35 GREENVILLE
 1964 W 19-18 Richmond
 1965 W 14-0 GREENVILLE

1966 L 14-24 Richmond
 1967 L 14-42 GREENVILLE
 1968 L 0-34 Richmond
 1969 L 0-37 Richmond
 1970 W 23-9 GREENVILLE
 1971 L 0-20 Richmond
 1972 L 0-37 GREENVILLE
 1973 L 17-20 GREENVILLE
 1974 W 24-14 Richmond
 1975 L 21-27 Richmond
 1976 L 9-13 GREENVILLE
 1977 L 13-19 Richmond

In Greenville: Richmond leads 7-3
 In Richmond: Richmond leads 8-4

VMI (22-8)

1946 L 7-26 GREENVILLE
 1970 L 0-13 Lexington
 1971 W 14-0 GREENVILLE
 1972 L 7-31 Lexington
 1973 W 19-13 GREENVILLE
 1974 L 0-7 Lexington
 1975 L 10-13 GREENVILLE
 1976 L 3-17 Lexington
 1977 L 28-31 GREENVILLE
 1979 L 20-21 Lexington
 1980 W 21-16 GREENVILLE
 1981 W 33-21 Lexington
 1982 W 38-3 GREENVILLE

1983 W 49-0 Lexington
 1986 W 34-3 Lexington
 1987 W 38-0 GREENVILLE
 1988 W 31-13 GREENVILLE
 1989 W 30-6 Lexington
 1990 W 51-22 GREENVILLE
 1991 W 46-28 Lexington
 1992 W 41-13 GREENVILLE
 1993 W 24-0 GREENVILLE
 1994 W 28-11 Lexington
 1995 W 55-24 GREENVILLE
 1996 W 31-14 Lexington
 1997 W 35-14 GREENVILLE
 1998 W 51-14 Lexington
 1999 W 58-0 GREENVILLE
 2000 W 35-21 Lexington
 2001 W 65-7 GREENVILLE

In Greenville: Furman leads 13-3
 In Lexington: Furman leads 9-5

WESTERN CAROLINA (18-9-2)

1971 W 21-14 GREENVILLE
 1972 L 15-20 Cullowhee
 1975 W 34-0 GREENVILLE
 1977 T 24-24 GREENVILLE
 1978 W 24-7 Cullowhee
 1979 W 23-14 GREENVILLE
 1980 W 28-14 Cullowhee
 1981 W 31-27 Cullowhee

1982 W 12-6 GREENVILLE
 1983 T 17-17 Cullowhee
 1983 L 7-14 GREENVILLE
 1984 L 19-20 GREENVILLE
 1985 W 31-27 Cullowhee
 1986 L 13-19 GREENVILLE
 1987 L 14-20 Cullowhee
 1988 W 31-0 GREENVILLE
 1989 W 17-3 Cullowhee
 1990 W 42-9 GREENVILLE
 1991 W 42-14 Cullowhee
 1992 L 27-29 GREENVILLE
 1993 L 20-23 Cullowhee
 1994 L 24-35 GREENVILLE
 1995 W 31-21 Cullowhee
 1996 W 45-30 GREENVILLE
 1997 L 16-17 Cullowhee
 1998 W 31-7 GREENVILLE
 1999 W 27-19 Cullowhee
 2000 W 38-14 GREENVILLE
 2001 W 31-13 Cullowhee

In Greenville: Furman leads 9-5-1
 In Cullowhee: Furman leads 9-4-1

APPALACHIAN STATE (20-8-3)

1971 T 0-0 GREENVILLE
 1972 W 20-17 Boone
 1973 W 17-0 GREENVILLE
 1974 L 3-27 Boone



FURMAN PALADINS FOOTBALL 2002

1975	W	30-23	GREENVILLE
1976	T	14-14	Boone
1977	W	28-20	GREENVILLE
1978	W	52-34	Boone
1979	W	31-17	GREENVILLE
1980	W	21-20	Boone
1981	W	22-18	GREENVILLE
1982	W	27-21	Boone
1983	W	49-0	GREENVILLE
1984	L	14-21	Boone
1985	W	21-7	GREENVILLE
1986	T	17-17	Boone
1987	L	8-16	GREENVILLE
1988	W	24-9	Boone
1989	W	31-6	GREENVILLE
1990	W	30-7	Boone
1991	L	23-26	GREENVILLE
1992	W	16-13	Boone
1993	W	27-21	GREENVILLE
1994	L	6-30	Boone
1995	L	28-41	GREENVILLE
1996	W	20-14	Boone
1997	W	24-22	GREENVILLE
1998	L	13-26	Boone
1999	W	35-21	GREENVILLE
2000	L	17-18	Boone
2001	W	28-22	GREENVILLE

In Greenville: Furman leads 12-3-1
In Boone: Furman leads 8-5-2

THE CITADEL (50-28-3)

1913	L	0-75	Charleston
1919	W	21-6	GREENVILLE
1920	W	21-6	Charleston
1921	W	42-0	GREENVILLE
1922	W	28-0	Florence
1923	W	30-14	GREENVILLE
1924	L	0-6	Charleston
1925	W	7-0	GREENVILLE
1926	W	7-0	Charleston
1927	W	6-0	Charleston
1928	W	13-0	GREENVILLE
1929	T	0-0	Charleston
1930	W	31-6	GREENVILLE
1931	W	33-7	Charleston
1932	W	20-0	Orangeburg
1933	W	14-0	GREENVILLE
1934	W	6-0	Charleston
1935	W	35-0	GREENVILLE
1936	W	13-7	GREENVILLE
1937	L	0-8	Charleston
1938	L	6-9	GREENVILLE
1939	W	7-0	Charleston
1940	W	36-7	GREENVILLE
1941	T	13-13	Charleston
1942	W	20-0	GREENVILLE
1946	W	14-0	Charleston
1947	W	7-0	GREENVILLE
1948	W	9-0	GREENVILLE
1949	W	19-7	Charleston
1950	W	21-7	GREENVILLE
1951	W	35-14	Orangeburg
1952	T	7-7	Orangeburg
1953	W	27-0	Charleston
1954	W	31-20	GREENVILLE
1955	L	19-25	Charleston
1956	W	7-0	GREENVILLE
1957	L	14-18	Charleston
1958	L	6-24	GREENVILLE
1959	L	14-18	Charleston
1960	L	6-7	GREENVILLE
1961	L	8-9	Charleston
1962	W	33-25	GREENVILLE

1963	W	34-25	Charleston
1964	L	0-17	GREENVILLE
1965	L	0-28	Charleston
1966	L	6-10	GREENVILLE
1967	W	14-6	Charleston
1968	L	12-31	GREENVILLE
1969	L	21-37	Charleston
1970	W	28-21	GREENVILLE
1971	L	33-35	Charleston
1972	L	13-19	GREENVILLE
1973	L	21-26	Charleston
1974	L	0-24	GREENVILLE
1975	L	9-13	Charleston
1976	L	16-17	GREENVILLE
1977	L	3-10	Charleston
1978	W	17-13	GREENVILLE
1979	W	45-44	Charleston
1980	W	28-15	GREENVILLE
1981	L	18-35	Charleston
1982	W	27-0	GREENVILLE
1983	W	49-21	Charleston
1984	W	42-14	GREENVILLE
1985	W	42-0	Charleston
1986	W	37-14	GREENVILLE
1987	W	58-13	Charleston
1988	W	30-17	GREENVILLE
1989	W	44-9	Charleston
1990	W	30-17	GREENVILLE
1991	L	6-10	Charleston
1992	L	14-20	GREENVILLE
1993	L	10-20	Charleston
1994	L	44-52	GREENVILLE
1995	W	24-3	Charleston
1996	W	35-25	GREENVILLE
1997	W	21-7	Charleston
1998	L	24-25	GREENVILLE
1999	W	31-17	Charleston
2000	W	33-7	GREENVILLE
2001	W	30-7	Charleston

In Greenville: Furman leads 27-12-0
In Charleston: Furman leads 21-16-2
Neutral Sites: Furman leads 2-0-1

EAST TENNESSEE STATE (21-7)

1957	W	13-7	GREENVILLE
1973	W	40-21	GREENVILLE
1974	L	13-24	Johnson City
1977	W	42-12	GREENVILLE
1978	W	35-14	Johnson City
1979	L	24-28	GREENVILLE
1980	W	33-21	Johnson City
1981	W	21-0	GREENVILLE
1982	W	20-15	Johnson City
1983	W	28-7	GREENVILLE
1984	W	28-16	Johnson City
1985	W	35-31	GREENVILLE
1986	L	13-25	Johnson City
1987	W	24-13	GREENVILLE
1988	W	31-14	Johnson City
1989	W	44-20	GREENVILLE
1990	W	29-13	Johnson City
1991	W	52-23	GREENVILLE
1992	W	45-14	Johnson City
1993	W	45-21	GREENVILLE
1994	W	33-21	Johnson City
1995	W	21-15	GREENVILLE
1996	L	19-21	Johnson City
1997	L	28-58	GREENVILLE
1998	L	19-22	Johnson City
1999	W	48-21	GREENVILLE
2000	L	21-23	Johnson City
2001	W	31-6	GREENVILLE

In Greenville: Furman leads 13-2
In Johnson City: Furman leads 8-5

GEORGIA SOUTHERN (4-9)

1985	L	42-44	Tacoma, WA
1988	W	17-12	Pocatello, ID
1992	L	0-21	GREENVILLE
1993	L	19-31	Statesboro
1994	L	26-31	GREENVILLE
1995	L	20-27	Statesboro
1996	W	21-14	GREENVILLE
1997	L	13-30	Statesboro
1998	L	17-45	GREENVILLE
1999	L	38-41	Statesboro
2000	W	45-10	GREENVILLE
2001	L	10-20	Statesboro
	W	24-17	Statesboro

In Greenville: Ga. Southern leads 3-2
In Statesboro: Ga. Southern leads 5-1
Neutral Sites: Tied 1-1

WOFFORD (45-23-7)

1889	L	1-5	Spartanburg
	L	1-2	GREENVILLE
1890	W	12-0	Spartanburg
	W	28-2	GREENVILLE
1893	W	18-4	GREENVILLE
1895	L	0-44	Spartanburg
1896	L	0-6	Spartanburg
1900	T	0-0	Spartanburg
	L	5-6	GREENVILLE
1901	W	17-0	GREENVILLE
1914	W	19-12	GREENVILLE
1915	W	25-0	GREENVILLE
1916	L	7-9	Spartanburg
1917	W	18-3	GREENVILLE
1918	W	7-0	Spartanburg
1919	W	7-6	GREENVILLE
1920	W	69-0	Spartanburg
1921	W	62-0	GREENVILLE
1922	W	41-0	Spartanburg
1928	W	26-0	GREENVILLE
1929	W	25-6	Spartanburg
1930	W	14-0	Spartanburg
1931	W	20-0	GREENVILLE
1932	W	24-0	Spartanburg
1933	W	38-0	GREENVILLE
1934	W	13-0	Spartanburg
1935	W	29-0	GREENVILLE
1936	W	31-0	Spartanburg
1937	W	58-0	GREENVILLE
1941	W	40-19	GREENVILLE
1946	W	31-0	GREENVILLE
1947	W	20-6	Spartanburg
1948	T	7-7	GREENVILLE
1950	T	13-13	GREENVILLE
1951	L	12-14	Spartanburg
1952	W	29-21	GREENVILLE
1953	W	7-6	Spartanburg
1954	L	0-19	GREENVILLE
1955	L	6-27	Spartanburg
1956	L	6-18	GREENVILLE
1957	L	12-13	Spartanburg
1958	W	40-39	GREENVILLE
1959	L	3-6	Spartanburg
1960	W	41-26	GREENVILLE
1961	W	12-7	Spartanburg
1962	W	34-21	GREENVILLE
1963	W	21-19	Spartanburg
1964	L	14-21	GREENVILLE
1965	L	13-35	Spartanburg

1966	T	15-15	GREENVILLE
1967	W	21-20	Spartanburg
1968	L	7-13	Spartanburg
	L	7-21	GREENVILLE
1969	L	7-49	Spartanburg
	L	21-31	GREENVILLE
1970	L	13-28	GREENVILLE
1971	L	0-27	Spartanburg
1972	W	24-7	GREENVILLE
1973	W	21-19	Spartanburg
1974	W	21-20	GREENVILLE
1975	T	14-14	Spartanburg
1976	W	56-14	GREENVILLE
1977	L	7-13	Spartanburg
1978	W	36-12	GREENVILLE
1979	L	17-27	Spartanburg
1980	T	14-14	GREENVILLE
1989	W	42-7	GREENVILLE
1993	T	14-14	GREENVILLE
1995	W	38-0	GREENVILLE
1996	W	33-3	GREENVILLE
1997	W	28-7	GREENVILLE
1998	L	20-40	Spartanburg
1999	W	30-3	GREENVILLE
2000	W	27-18	Spartanburg
2001	W	45-14	GREENVILLE

In Greenville: Furman leads 28-8-5
In Spartanburg: Furman leads 17-15-2

CHATTANOOGA (18-12)


1928	L	0-15	GREENVILLE
1929	L	7-20	Chattanooga
1957	L	0-34	GREENVILLE
1959	L	7-20	Chattanooga
1968	L	14-31	Chattanooga
1970	W	18-16	GREENVILLE
1977	W	17-7	Chattanooga
1979	L	14-45	GREENVILLE
1980	W	42-28	Chattanooga
1981	L	28-31	GREENVILLE
1982	L	13-16	Chattanooga
1983	W	28-14	GREENVILLE
1984	L	7-14	Chattanooga
1985	W	28-0	GREENVILLE
1986	W	21-10	Chattanooga
1987	L	14-16	GREENVILLE
1988	W	10-7	Chattanooga
1989	W	27-17	GREENVILLE
1990	W	38-21	Chattanooga
1991	W	24-21	GREENVILLE
1992	W	35-7	Chattanooga
1993	L	42-45	Chattanooga
1994	L	20-34	GREENVILLE
1995	W	23-21	Chattanooga
1996	W	42-21	GREENVILLE
1997	W	43-21	Chattanooga
1998	W	31-28	GREENVILLE
1999	W	40-35	Chattanooga
2000	W	45-44	GREENVILLE
2001	W	42-10	Chattanooga

In Greenville: Furman leads 8-6
In Chattanooga: Furman leads 10-6



2001 IN REVIEW

*(9) John Thrift, LB
2001 All-Southern Conference*



*(20) Will Bouton, LB
2001 Southern Conference
Defensive Player-of-the-Year*



FURMAN PALADINS FOOTBALL 2002

GAME I

Wyoming 20, Furman 14

September 1, 2001

War Memorial Stadium

Attendance: 14,167

LARAMIE, WY. -- Jarvis Wallum booted four field goals, including two in the second half, to lift the Wyoming Cowboys to a 20-14 season opening win over the visiting Furman Paladins in front of 14,167 fans at War Memorial Stadium.

In posting the victory, Wyoming, an NCAA I-A member of the Mountain West Conference, snapped an eight-game losing streak dating back to the 2000 season. The loss was the second for NCAA I-AA sixth-ranked Furman in its last three season openers.

Trailing 14-7 at halftime, Furman tied the score at 14-14 when tailback Louis Ivory, the reigning Walter Payton Award winner, broke loose on a 44-yard touchdown run with 3:23 left in the third quarter.

Wyoming, however, answered on its next possession by moving 75 yards in 10 plays to set up Wallum's third field goal of the game, from 22 yards out, to give the Cowboys a 17-14 advantage with less than a minute remaining in the third period.

Wallum added his fourth field goal, a 28-yarder with 10:00 to go in the contest, to stretch the Cowboys' lead to 20-14.

On the ensuing possession, Furman drove from its 35 to the Wyoming 7, where on a third-and-four play Paladin wide receiver Bear Rinehart was tackled for a three-yard loss on a reverse. Instead of kicking the field goal, Furman went for a touchdown, but quarterback Billy Napier's pass to a slanting and open Rinehart in the end zone was low and incomplete.

Taking over possession with 6:10 remaining, Wyoming ground up the game clock by moving 73 yards in 12 plays to the Furman 17, where Wallum missed a 34-yard field goal attempt with only 17 seconds left in the game.

The Cowboys, who racked up 87 offensive plays to Furman's 58, amassed 422 yards in offense in the contest and were paced by sophomore quarterback Casey Bramlet, who completed 30-of-48 passes for 331 yards. Bramlet, who scored Wyoming's lone touchdown of the game on a 1-yard run in the second quarter to give the Cowboys a 14-7 lead, connected with sophomore wide receiver Ryan McGuffey on 10 passes for 134 yards.

Furman was paced offensively by Ivory, who rushed 19 times for 136 yards and one touchdown. Furman netted 349 yards in offense, including 169 from quarterback Billy Napier, who completed 12-of-24 passes in the contest, but the Paladins suffered two turnovers, including a fumble at the Cowboy 38 and an interception that led to a Wyoming field goal. In addition, Furman defenders dropped a pair of poorly thrown Cowboy passes, allowing both possessions to continue for points.

Bear Rinehart paced all Paladin receivers with four receptions for 97 yards, and Shelvis Smith's 13 tackles topped Furman's defensive effort.

SCORE BY QUARTERS

Furman	0	7	7	0	—	14
Wyoming	3	11	3	3	—	20

SCORING SUMMARY

W — Jarvis Wallum 34 FG 1:33-1Q 18 plays, 48 yards, TOP 7:15	0-3
F — Billy Napier 1 run (Danny Marshall kick) 13:10-2Q 8 plays, 80 yards, TOP 3:23	7-3
W — Jarvis Wallum 29 FG 6:57-2Q 4 plays, 0 yards, TOP 1:22	7-6
W — Casey Bramlet 1 run (Ryan McGuffey pass from Casey Bramlet) 1:14-2Q 13 plays, 68 yards, TOP 3:55	7-14
F — Louis Ivory 44 run (Danny Marshall kick) 3:23-3Q 4 plays, 83 yards, TOP 1:39	14-14
W — Jarvis Wallum 22 FG 0:42-3Q 10 plays, 75 yards, TOP 2:41	14-17
W — Jarvis Wallum 28 FG 10:00-4Q 11 plays, 43 yards, TOP 4:09	14-20



Bear Rinehart caught four passes for 97 yards against Wyoming, but it wasn't enough to defeat the Cowboys.

INDIVIDUAL STATISTICS

Rushing: F — Ivory 19-136, Napier 7-15, Emerson 4-13, Rinehart 2-12, Means 1-4. W — Armah 31-72, Bramlet 5-15, Ford 2-3, Bradshaw 1-1.
Passing: F — Napier 12-34-1-169, Team 1-0-0-0. W — Bramlet 30-48-0-331.
Receiving: F — Rinehart 4-97, Sansbury 4-22, Thomas 3-38, West 1-12. W — McGuffey 10-134, Ralph 7-86, Floyd 5-67, Jones 3-32, Vines 2-0, Drube 1-10, Armah 1-3, Bramlet 1-(-1).
Field Goals: F — None. W — Wallum 4-5 (34G, 29G, 22G, 28G, 34 NG).
Defense: F — Smith 13 (7 solo., 6 ast., 1 PBU), Bouton 11 (6 solo, 5 ast.), Thrift 10 (6 solo, 4 ast., 1 PBU), Jackson 9 (8 solo, 1 ast., 2 PBU), Sperling 3 (2 solo, 1 ast., 2 TFL, 1 Sack). W — Aimone 6 (5 solo, 1 ast.), White 6 (4 solo, 2 ast., 1 TFL, 1 Sack), Lee 5 (4 solo, 1 ast., 1 Int., 1 PBU), Gottschalk 4 (4 solo), Rich 4 (4 solo, 2 PBU).

TEAM STATISTICS

	FUR	WY
First Downs	15	23
Rushing	33-180	39-91
Passing	169	331
C/A/I	12-25-1	30-48-0
Total Offense	349	422
Fumbles-Lost	1-1	0-0
Penalties	1-15	4-25
Punts	5-39.8	5-39.0
Punt Returns	3-35	4-27
Kickoff Returns	2-36	0-0
Possession Time	23:17	36:43
Third Down Conversions	4-10	9-21
Fourth Down Conversions	0-1	1-1
Sacks By	1-2	1-9

FURMAN PALADINS FOOTBALL 2002



GAME 2

Furman 46, Elon 7
September 8, 2001

Paladin Stadium

Attendance: 10,322

GREENVILLE, S.C. -- Louis Ivory rushed for 126 yards and two touchdowns to lead the NCAA I-AA nationally sixth-ranked Furman Paladins to a 46-7 win over the visiting Elon Phoenix at Paladin Stadium.

Ivory rushed 19 times and scored on runs of 2 and 8 yards while recording the eighth straight 100-yard performance and 22nd 100-yard outing of his career.

The win gave Furman its 99th victory in Paladin Stadium since moving into the facility in 1981. It also marked the Paladins' second straight decision over Elon, which committed six turnovers.

Furman outgained Elon 452-180 and got a strong performance from junior quarterback Billy Napier, who connected on 12-of-19 passes for 192 yards and two touchdowns. Tight end Trent Sansbury led all Paladin receivers with five catches for 86 yards and a score.

Furman took advantage of a pair of Elon turnovers in the first quarter to race to a 21-0 lead.

An interception and 23-yard return by Shelvis Smith gave the Paladins the ball at Elon 19, and four plays later Napier hit Bear Rinehart on an 8-yard scoring strike to put Furman up 7-0 only three minutes into the game.

On its next possession, Furman moved 58 yards in nine plays to extend its lead to 14-0 following a 2-yard run by Ivory at the 4:53 mark.

A fumble recovery by Paladin defensive tackle LeBryan Sperling at the Elon 42 on the Phoenix's next possession set up another Furman score, which came on the next play when Napier connected with Sansbury on a 42-yard touchdown at the 1:53 juncture.

Elon trimmed Furman's lead to 21-7 on an 11-yard touchdown run by Martin Swindell with 10:38 left in the first half, but the Paladins answered with three Danny Marshall field goals covering 22, 33, and 28 yards to extend the lead to 30-7 by halftime.

Furman upped its margin to 37-7 on its first possession of the second half with an 8-yard scoring run by Ivory before benching its first team offense and defense in favor of reserves.

Tailback Hindley Brigham tallied the Paladins' last score on a 65-yard touchdown run on the first rushing attempt of his career.


Backup linebackers Andrew Knight and Keito Whetstone led Furman's defense with eight and seven-tackle performances, respectively, and tackle LeBryan Sperling notched six stops, a sack, a forced fumble, and a fumble recovery.

SCORE BY QUARTERS

Elon	0	7	0	0	—	7
Furman	21	9	7	9	—	46

SCORING SUMMARY

F — Bear Rinehart 8 pass from Billy Napier (Danny Marshall kick) 11:47-1Q	0-7
4 plays, 19 yards, TOP 1:41	
F — Louis Ivory 2 run (Danny Marshall kick) 4:53-1Q	0-14
9 plays, 58 yards, TOP 4:43	
F — Trent Sansbury 42 pass from Billy Napier (Danny Marshall kick) 1:53-1Q	0-21
1 play, 42 yards, TOP 0:08	
E — Martin Swindell 11 run (Beau Wegmann kick) 10:38-2Q	7-21
8 plays, 35 yards, TOP 4:01	
F — Danny Marshall 22 FG 7:29-2Q	7-24
7 plays, 60 yards, TOP 3:09	
F — Danny Marshall 33 FG 1:03-2Q	7-27
12 plays, 44 yards, TOP 3:59	
F — Danny Marshall 28 FG 0:00-2Q	7-30
4 plays, 25 yards, TOP 0:18	
F — Team Safety 13:34-4Q	7-39
F — Hindley Brigham 65 run (Danny Marshall kick) 6:04-4Q	7-46
1 play, 65 yards, TOP 0:14	



Led by the strong play of tackle LeBryan Sperling (98), Furman's defense bottled up Elon and forced six turnovers.

INDIVIDUAL STATISTICS

Rushing: F — Ivory 19-126, Brigham 1-65, Means 2-20, O'Neal 5-17, Tant 3-11, Napier 5-3, Emerson 2-2, Moore 4-1, Rembert 4-1. E — Singletary 19-76, Swindell 10-63, Palmer 8-31, Mitchell 5-10, Buie 2-4, Dargan 1-0, Team 1-(-22).
Passing: F — Napier 12-19-0-192, Moore 1-3-0-14. E — Singletary 3-8-4-18.
Receiving: F — Sansbury 5-86, West 3-42, Rinehart 2-52, Ditto 1-14, Thomas 1-8, Ivory 1-4. E — Johnson 1-9, DeBusk 1-6, Mitchell 1-3.
Field Goals: F — Marshall 3-3 (22G, 33G, 28G). Elon — None.
Defense: F — Knight 8 (7 solo, 1 ast.), Whetstone 7 (4 solo, 3 ast.), Bouton 6 (6 solo, 1 FF), Sperling 6 (4 solo, 2 ast., 1 TFL, 1 FF, 1 FR, 1 Sack), Johnson 4 (4 solo, 1 Int.), E — Cox 9 (2 solo, 7 ast., 1 Sack), Geter 8 (4 solo, 4 ast.), Rickenbacker 7 (6 solo, 1 ast.), Wheeler 7 (4 solo, 3 ast., 2 TFL), Scott 7 (3 solo, 4 ast., 1 TFL).

TEAM STATISTICS

	FUR	ELON
First Downs	21	11
Rushing	45-246	46-162
Passing	206	18
C/A/I	13-22-0	3-8-4
Total Offense	452	180
Fumbles-Lost	0-0	3-2
Penalties	3-25	9-85
Punts	3-35.7	3-38.7
Punt Returns	2-22	2-51
Kickoff Returns	2-26	6-138
Possession Time	29:38	30:22
Third Down Conversions	7-14	5-12
Fourth Down Conversions	1-1	1-2
Sacks By	1-5	1-2



FURMAN PALADINS FOOTBALL 2002

GAME 3

Furman 65, VMI 7

September 22, 2001

Paladin Stadium

Attendance: 10,152

GREENVILLE, S.C. -- Free safety Josh Cooper's 85-yard fumble return for a touchdown keyed a 24-point second quarter outburst and helped lead NCAA I-AA nationally fourth-ranked Furman to a 65-7 rout of VMI.

The win, the Paladins' 20th straight over the Keydets, marked Furman's 100th victory in Paladin Stadium history, and the 65 points were the most since Furman routed Piedmont 69-0 in 1935. The triumph was also the Paladins' 10th consecutive home victory against Southern Conference opposition.

The Paladins wasted little time in beginning the scoring parade as Lamar Rembert blocked a Keydet punt on the game's first possession, and teammate James Thomas returned it 38 yards to the VMI 9. Two plays later tailback Louis Ivory covered three yards to put the Paladins ahead 7-0 less than three minutes into the contest.

With Furman leading 14-0, Cooper picked up a fumble by VMI's Pedro Garcia at 15 and raced untouched 85 yards for the touchdown to put the Paladins ahead 21-0 at the 14:15 mark of the second quarter.

An interception by Rodney Johnson on VMI's next possession led to 26-yard field goal by Danny Marshall that extended the lead to 24-0.

A blocked punt by Shelvis Smith at the Furman 43 led to the Paladins' next score. After quarterback Billy Napier connected on a 41-yard pass to tight end Trent Sansbury to the Keydet 16, Louis Ivory ripped off a 13-yard run to the 3, and Napier completed the 3-play, 57-yard drive with a 3-yard touchdown run to make it 31-0 with 6:27 left in the half.

Furman capped its 24-point second period explosion with an 11-play, 69-yard drive that ended when backup tailback Toreico O'Neal scored on a 2-yard run of the last play of the first half to make it 38-0.

A 91-yard kickoff return by Brian Bratton to open the second half made it 45-0, and the Paladins later added a second kickoff return for a touchdown when Rembert bolted 79 yards following VMI's only score of the game to give Furman a 58-7 advantage.

Furman, which outgained VMI 435-223, got 100 yards on 10 carries and a touchdown from Ivory, who exited the game midway through the second period in favor of reserves. For Ivory, the 100-yard performance was his ninth straight and the 23rd of his career. Reserve tailback Hindley Brigham paced all Paladin rushers with eight carries for 106 yards and a touchdown.

SCORE BY QUARTERS

Furman	14	24	14	13	—	65
VMI	0	0	0	7	—	7

SCORING SUMMARY

F — Louis Ivory 3 run (Danny Marshall kick) 12:02-1Q	0 - 7
F — Eric Emerson 2 run (Danny Marshall kick) 7:16-1Q	0 - 14
F — Josh Cooper 85 fumble return (Danny Marshall kick) 14:15-2Q	0 - 21
F — Danny Marshall 26 FG 8:37-2Q	0 - 24
F — Billy Napier 3 run (Danny Marshall kick) 6:27-2Q	0 - 31
F — Toreico O'Neal 2 run (Danny Marshall kick) 0:00-2Q	0 - 38
F — Brian Bratton 91 kickoff return (Danny Marshall kick) 14:42-3Q	0 - 45
F — Hindley Brigham 1 run (Danny Marshall kick) 4:00-3Q	0 - 52
VMI — Titus Green 2 run (Matt Sharpe kick) 13:22-4Q	7 - 52
F — Lamar Rembert 77 kickoff return (kick failed) 13:06-4Q	7 - 58
F — Corey Tant 2 run (Danny Marshall kick) 3:34-4Q	7 - 65



Josh Cooper returned a fumble 85 yards for a touchdown to help propel Furman to its 20th straight win over VMI and 100th victory in Paladin Stadium history.

INDIVIDUAL STATISTICS

Rushing: F—Brigham 8-106, Ivory 10-100, O'Neal 14-74, Rembert 5-28, Emerson 7-19, Tant 5-18, Napier 3-3, Moore 1-(-1), Mathews 2-(-1). VMI—Cauthen 10-51, Bell 2-11, Armstead 2-3, Lyles 4-(-5), Green 2-(-6), Poldiak 2-(-9), Team 1-(-13).

Passing: F—Napier 5-5-0-75, Moore 2-5-0-14. VMI—Lyles 15-29-1-102, Poldiak 11-16-0-89.

Receiving: F—Sansbury 2-52, West 2-14, Sudderth 1-10, Rinehart 1-8, Ivory 1-5. VMI—Green 5-41, Simmons 4-36, Garcia 4-19, Dunlap 3-23, Puvogel 2-17, Bell 1-11, Carlson 1-10, Reel 1-7, Armstead 1-7, Cauthen 1-2.

Field Goals: F—Marshall 1-1 (26G). VMI—None.

Defense: F—Smith 8 (4 solo, 4 ast., 1 PBU, 1 blocked punt), South 6 (4 solo, 2 ast.), Ritter 6 (4 solo, 2 ast., 1 PBU), Billingsly 6 (4 solo, 2 ast.), Cooper 4 (3 solo, 1 ast., 1 FR), Killian 3 (3 solo, 1 TFL, 1 PBU, 1 Sack). VMI—Screen 8 (4 solo, 4 ast.).

TEAM STATISTICS

	FUR	VMI
First Downs	23	15
Rushing	55-346	23-32
Passing	89	191
C/AVI	7-10-0	26-45-1
Total Offense	435	223
Fumbles-Lost	2-1	1-1
Penalties	3-37	4-35
Punts	0-0-0	7-31.7
Punt Returns	3-79	0-0
Kickoff Returns	2-168	9-250
Possession Time	29:25	30:35
Third Down Conversions	4-8	5-16
Fourth Down Conversions	0-2	0-3
Sacks By	3-24	0-0

FURMAN PALADINS FOOTBALL 2002



GAME 4

Furman 31, Western Carolina 13

September 29, 2001

E.J. Whitmire Stadium

Attendance: 8,714

CULLOWHEE, N.C. -- Louis Ivory rushed for 159 yards and two touchdowns to lead NCAA I-AA fourth-ranked Furman to a 31-13 Southern Conference win over Western Carolina.

Ivory scored on runs of 3 and 67 yards to help stake Furman to a 21-0 first quarter lead. The 158-yard effort, his 10th straight 100-yard performance and 24th century rushing outing of his career, upped his career rushing total to 4,697 yards, leaving him just 49 yards shy of Carl Tremble's school career rushing standard.

Furman, which scored on its first four possessions of the game, took a 7-0 lead on a 3-yard run by freshman fullback Eric Emerson that capped a 5-play, 55-yard drive.

On Western Carolina's second possession, Paul Billingsly recorded Furman's third blocked punt in its last two games and recovered it at the Catamount 15-yard line. Three plays later Ivory bulled over from three yards out with 5:55 left in the first quarter to give the Paladins a 14-0 lead.

Furman struck for its third touchdown with only seconds left in the opening period when Ivory took a handoff from quarterback Billy Napier and bolted 67 yards to give the Paladins a 21-0 advantage.

A 20-play, 80-yard drive put Western Carolina on the board with a 2-yard touchdown run by Donnie Bryant at the 5:10 juncture of the second quarter, but Furman answered with another impressive scoring drive under the direction of true freshman quarterback Bo Moore, who came off the bench for a shaken up Napier.

Using a 26-yard run by Lamar Rembert and a key 13-yard pass to James Thomas for a first down, Moore moved the Paladins 77 yards in nine plays and connected with Bear Rinehart on a 22-yard strike with only 45 seconds remaining in the first half to make it 28-7.

Napier, who returned to the field on Furman's first possession of the second half, set up the Paladins' final score of the contest when he hooked up with James Thomas on a 41-yard pass to the Catamount 8-yard line midway through the fourth quarter. Three plays later Danny Marshall booted his school record tying 10th straight field goal to give Furman a 31-7 lead.

Western Carolina finished off the scoring against Paladin reserves when Brian Gaither connected with Brendan Roy on a 32-yard touchdown pass with a little over a minute left in the contest.

Underscoring Furman's offensive efficiency was the fact that the Paladins outgained Western Carolina 349-319 despite recording only 47 offensive plays to the Catamounts' 71.

Paced by senior linebacker John Thrift's two quarterback takedowns, Furman's defense registered four sacks in the contest. Senior All-America linebacker Will Bouton led all Paladin tacklers with 12 stops and two tackles-for-loss.

SCORE BY QUARTERS

Furman	21	7	0	3	—	31
Western Carolina	0	7	0	6	—	13

SCORING SUMMARY

F — Eric Emerson 3 run (Danny Marshall kick) 10:37-1Q 5 plays, 55 yards, TOP 1:46	7-0
F — Louis Ivory 3 run (Danny Marshall kick) 5:55-1Q 3 plays, 15 yards, TOP 0:43	14-0
F — Louis Ivory 67 run (Danny Marshall kick) 0:14-1Q 3 plays, 78 yards, TOP 1:03	21-0
W — Donnie Bryant 2 run (Shon Rowser kick) 5:10-2Q 20 plays, 80 yards, TOP 10:04	21-7
F — Bear Rinehart 22 pass from Bo Moore (Danny Marshall kick) 0:45-2Q 9 plays, 77 yards, TOP 4:25	28-7
F — Danny Marshall 25 FG 7:02-4Q 8 plays, 52 yards, TOP 3:14	31-7
W — Brendan Roy 32 pass from Brian Gaither (kick failed) 1:01-4Q 4 plays, 75 yards, TOP 1:00	31-13



Louis Ivory's two first quarter touchdown runs, including one for 67 yards, helped the Paladins race to an early 21-0 lead over Western Carolina.

INDIVIDUAL STATISTICS

Rushing: F — Ivory 22-159, Rembert 3-32, Emerson 5-17, Napier 3-9, Moore 1-(-1), West 1-(-11). W — Boateng 16-52, Bryant 12-48, DeShauteurs 4-18, Cilento 10-11, Gary 1-6, Gaither 3-1.

Passing: F — Napier 7-10-0-109, Moore 2-2-0-35. W — Gaither 9-13-0-114, Cilento 8-12-0-69.

Receiving: F — Rinehart 5-68, Thomas 2-54, Sansbury 1-15, Ivory 1-7. W — Banks 5-49, Seward 4-53, Gary 3-12, Lane 2-31, Boateng 2-6, Roy 1-32.

Field Goals: F — Marshall 1-1 (25G). W — None.

Defense: F — Bouton 12 (8 solo, 4 ast., 2 TFL), Frierson 11 (7 solo, 4 ast., 1 TFL, 1 Sack), Cooper 10 (8 solo, 2 ast.), Thrift 8 (8 solo, 2 TFL, 2 Sacks), Smith 7 (6 solo, 1 ast., 3 TFL, 1 PBU), Ritter 4 (4 solo, 1 TFL, 1 Sack). W — Dunlap 6 (5 solo, 1 ast., 1 TFL), Fryer 6 (4 solo, 2 ast.), Norman 5 (4 solo, 1 ast.).

TEAM STATISTICS

	FUR	WCU
First Downs	15	19
Rushing	35-205	46-136
Passing	144	183
C/A/I	9-12-0	17-25-0
Total Offense	349	319
Fumbles-Lost	0-0	0-0
Penalties	3-22	9-71
Punts	5-31.6	6-29.5
Punt Returns	3-19	3-9
Kickoff Returns	3-34	4-93
Possession Time	25:08	34:52
Third Down Conversions	3-9	4-15
Fourth Down Conversions	0-0	3-5
Sacks By	4-38	1-2

FURMAN PALADINS FOOTBALL 2002



GAME 5

Furman 28, Appalachian State 22

October 6, 2001

Paladin Stadium

Attendance: 14,411

GREENVILLE, S.C. — Billy Napier passed for 159 yards and two touchdowns to lift NCAA I-AA third-ranked Furman to a 28-22 win over fifth-ranked Appalachian State in front of 14,411 fans at Paladin Stadium.

Napier completed 9-of-15 passes and connected with freshman flanker Isaac West for both scores in the second half on plays covering 39 and 30 yards. West had six pass receptions for 120 yards and five punt returns for 42 yards.

The win was the third straight by Furman over Appalachian State in Greenville and the 11th consecutive league home win for the Paladins.

Appalachian State, which tallied 81 offensive snaps to Furman's 45, outgained the Paladins 222-194 in total offense, but the Mountaineers managed only 2.7 yards per snap to Furman's 4.3.

Tailback Louis Ivory, who came into the game 50 yards shy of Furman's career rushing record, was held to 40 yards on 18 carries, but his 18-yard touchdown run with 4:17 left in the first half put the Paladins ahead for good, 14-7.

The Paladins raced to a 7-0 lead on the game's first play when Brian Bratton took the opening kickoff and sprinted 100 yards for a touchdown.

Appalachian State's Jerry Beard tied the game at 7-7 with a 13-yard run with 13:51 left in the second quarter.

Leading 14-7 at the half, Furman linebacker Will Bouton pounced on an Appalachian State fumble at the Mountaineer 39-yard line, and on the next play Napier hit a streaking West for a 39-yard touchdown strike to stretch the Paladin advantage to 21-7 at the 4:43 mark of the third period.

The Mountaineers made it 21-14 on a Joey Hoover 1-yard touchdown run with 11:14 left in the game, but two possessions later a 17-yard punt return by West to the Appalachian State 30 set up the Paladins' final score, which came one play later when Napier found West behind the Mountaineer secondary for a 30-yard touchdown pass with 7:46 left.

After Furman's Richie Jackson intercepted a Joe Burchette pass at the Paladin 1-yard line, Furman punter Lee Willis ran out of the end zone for a safety to make it 28-16 with 3:13 to go.

Appalachian State regained possession at the Furman 43 on the ensuing kickoff, and eight plays later Burchette connected with Jose White on a 3-yard touchdown pass to make it 28-22 with 1:26 remaining. Appalachian State's onside kick, however, was recovered by Furman's James Thomas at the 50-yard line, allowing the Paladins to run out the clock.

Bouton headlined a stout Paladin defensive effort with nine tackles, three tackles-for-loss, and a fumble recovery.



With Appalachian State's defense keying on Furman's running game, the Paladins went over the top for a pair of touchdown strikes to freshman Issac West.

INDIVIDUAL STATISTICS

Rushing: F — Ivory 18-40, Emerson 4-10, Bratton 1-2, Napier 7-(-17). A — Beard 14-44, Jackson 4-13, Watkins 4-11, Burchette 9-8, Hoover 2-5, White 2-1, Layton 1-(-8).

Passing: F — Napier 9-15-1-159. A — Burchette 21-45-1-148.

Receiving: F — West 6-120, Sansbury 2-25, Thomas 1-14. A — White 6-23, Hayward 5-60, Layton 3-31, Fowlkes 3-15, Watkins 2-3, Hoover 1-9, Little 1-7.

Field Goals: F — None. A — None.

Defense: F — Bouton 9 (3 solo, 6 ast., 3 TFL, 1 FR, 1 PBU), Jackson 8 (7 solo, 1 ast., 1 Int., 1 PBU), Frierson 8 (5 solo, 3 ast., 2 TFL), Smith 8 (4 solo, 4 ast., 1 TFL, 1 PBU), Thrift 8 (3 solo, 5 ast., 2 TFL), Billingsly 6 (4 solo, 2 ast., 3 TFL, 1 Sack). A — Mannino 6 (5 solo, 1 ast., 1 TFL, 1 Sack), Hunter 5 (3 solo, 2 ast., 3 TFL, 1 Sack), Seaverns 5 (3 solo, 2 ast., 1 Int., 1 PBU), Watson 4 (2 solo, 2 ast., 2 TFL).

SCORE BY QUARTERS

Appalachian State	0	7	0	15	—	22
Furman	7	7	7	7	—	28

SCORING SUMMARY

F — Brian Bratton 100 kickoff return (Danny Marshall kick) 14:44-1Q	0- 7
A — Jerry Beard 13 run (Erik Rockhold kick) 13:51-2Q 4 plays, 25 yards, TOP 1:28	7- 7
F — Louis Ivory 18 run (Danny Marshall kick) 4:17-2Q 2 plays, 25 yards, TOP 1:05	7- 14
F — Isaac West 39 pass from Billy Napier (Danny Marshall kick) 4:43-3Q 1 play, 39 yards, TOP 0:08	7- 21
A — Joey Hoover 1 run (Erik Rockhold kick) 11:14-4Q 7 plays, 41 yards, TOP 3:01	14- 21
F — Isaac West 30 pass from Billy Napier (Danny Marshall kick) 7:46-4Q 1 play, 30 yards, TOP 0:07	14- 28
A — Team Safety 3:13-4Q	16- 28
A — Jose White 3 pass from Joe Burchette (pass failed) 1:47-4Q 8 plays, 43 yards, TOP 1:26	22- 28

TEAM STATISTICS

	FUR	ASU
First Downs	9	14
Rushing	30-35	36-74
Passing	159	148
C/A/I	9-15-1	21-45-1
Total Offense	194	222
Fumbles-Lost	2-2	2-1
Penalties	7-60	11-83
Punts	8-35.3	11-38.6
Punt Returns	5-42	6-40
Kickoff Returns	3-139	5-81
Possession Time	29:16	30:44
Third Down Conversions	1-11	6-21
Fourth Down Conversions	0-0	2-4
Sacks By	3-17	3-15

FURMAN PALADINS FOOTBALL 2002



GAME 6

Furman 30, The Citadel 7

October 13, 2001

Johnson Hagood Stadium

Attendance: 16,982

CHARLESTON, S.C. -- Louis Ivory rushed 29 times for 131 yards and a touchdown en route to setting Furman's all-time rushing record in the Paladins' 30-7 victory over The Citadel in front of 16,982 fans at Johnson Hagood Stadium.

Ivory pushed his career rushing total to 4,868 yards, eclipsing Carl Tremble's record of 4,746 yards. The Furman senior also registered the 25th 100-yard rushing performance of his career to tie the school standard for most career 100-yard games.

Furman got the ball rolling early and never looked back as the Paladins scored at the 6:23 mark in the first quarter when freshman fullback Eric Emerson rumbled 11 yards for a touchdown. The run capped a 12-play, 59-yard drive that lasted 5:57.

Furman's offense then capitalized on the strong play of its defense as sophomore placekicker Danny Marshall converted a 27-yard field goal — his school record 11th straight — at the 1:49 mark in the first quarter to give the Paladins a 10-0 lead.

The Paladins struck for two more scores late in the second quarter when Ivory finished off a seven-play, 51-yard drive with a 2-yard touchdown run and quarterback Billy Napier connected with flanker Bear Rinehart on a 24-yard touchdown pass to take a 23-0 advantage into halftime.

The Citadel seized momentum on the first play of the second half when James Greene recovered a fumble after the Bulldogs' T.J. Rose sacked Napier at the Furman 24-yard line. Two plays later Nate Mahoney jaunted 13 yards for the touchdown to slice the Furman lead to 23-7.

The Paladins' defense, however, dashed any Bulldog comeback bid by halting the Bulldogs on their next two possessions, which ended on fourth down, 10-yard sack by strong safety Shelvis Smith at the Furman 35 and with a Smith interception at the Paladin 26.

Furman freshman fullback Al Means ran 10 yards with 4:52 left in the game to account for the Paladins' final score of the contest.

Napier helped lead the Paladins, completing 9-of-18 passes for 133 yards and a touchdown, and rushing 12 times for 58 yards. Rinehart paced the Furman receiving corps with five receptions for 82 yards and a score.

In addition to Smith, who posted nine stops, including two-for-loss, a sack, and an interception, the Paladins also received a strong effort from linebacker John Thrift, who led the team with 13 tackles, two tackles-for-loss, a fumble recovery, and a sack.


The win was Furman's third straight, sixth triumph in the last seven meetings with the Bulldogs, and 50th victory in the historic series.

SCORE BY QUARTERS

Furman	10	13	0	7	—	30
The Citadel	0	0	7	0	—	7

SCORING SUMMARY

F — Eric Emerson 11 run (Danny Marshall kick) 6:23-1Q 12 plays, 59 yards, TOP 5:57	7-0
F — Danny Marshall 27 FG 1:49-1Q 7 plays, 25 yards, TOP 2:26	10-0
F — Louis Ivory 2 run (Danny Marshall kick) 3:30-2Q 7 plays, 51 yards, TOP 3:15	17-0
F — Bear Rinehart 24 pass from Billy Napier (kick failed) 1:07-2Q 5 plays, 45 yards, TOP 1:15	23-0
C — Nate Mahoney 13 run (Nick Haas kick) 14:12-3Q 2 plays, 24 yards, TOP 0:024	23-7
F — Al Means 10 run (Danny Marshall kick) 4:52-4Q 13 plays, 77 yards, TOP 6:55	30-7



Shelvis Smith (38) turned in a brilliant performance in the Paladins' 30-7 win over The Citadel, recording nine tackles, two tackles-for-loss, a fumble recovery, and a sack.

INDIVIDUAL STATISTICS

Rushing: F — Ivory 29-131, Napier 12-58, Emerson 7-27, O'Neal 2-13, Means 2-10, Moore 1-5, Rembert 1-4, Team 3-(-5). C — Mahoney 16-69, Murphy 10-39, Drummond 15-31, Broughton 1-1, Doyle 1-(-7).

Passing: F — Napier 9-18-0-133. C — Drummond 4-12-1-27.

Receiving: F — Rinehart 5-82, Sansbury 3-39, Thomas 1-12. C — Johnson 1-12, Hollingsworth 1-9, Healy 1-5, Murphy 1-1.

Field Goals: F — Marshall 1-1 (27G). C — None.

Defense: F — Thrift 13 (9 solo, 4 ast., 2 TFL, 1 FR, 2 Sacks), Bouton 11 (6 solo, 5 ast., 1 TFL, 1 PBU), Smith 11 (6 solo, 5 ast., 2 TFL, 1 Sack, 1 Int., 1 PBU), Cooper 7 (4 solo, 3 ast.), Poole 4 (3 solo, 1 ast., 1 FR). C — Howard 14 (8 solo, 6 ast.), Stephens 14 (6 solo, 8 ast., 1 FF), Corley 13 (5 solo, 8 ast., 1 FR, 1 PBU).

TEAM STATISTICS

	FUR	CIT
First Downs	26	12
Rushing	57-243	43-133
Passing	133	27
C/A/I	9-18-0	4-12-1
Total Offense	376	160
Fumbles-Lost	3-3	3-2
Penalties	5-31	8-58
Punts	3-25.3	6-36.2
Punt Returns	2-20	1-(-1)
Kickoff Returns	2-45	4-81
Possession Time	34:13	25:47
Third Down Conversions	9-15	2-12
Fourth Down Conversions	2-2	1-4
Sacks By	4-17	1-9



FURMAN PALADINS FOOTBALL 2002

GAME 7

Furman 31, East Tennessee State 6

October 20, 2001

Paladin Stadium

Attendance: 11,009

GREENVILLE, S.C. -- Louis Ivory rushed for 146 yards and a touchdown to lift NCAA I-AA third-ranked Furman to a 31-6 Southern Conference win over East Tennessee State in front of 11,009 homecoming fans at Paladin Stadium.

In posting the win Furman claimed its school record 12th straight conference home victory but only the second decision in its last six meetings with East Tennessee State.

In rushing 26 times for 146 yards, Ivory recorded his school record 26th 100-yard rushing performance and became the first Furman player in history to top 5,000 rushing yards in a career.

Furman took an early 7-0 lead after Hindley Brigham blocked an East Tennessee State punt out of bounds at the Buccaneer 7. Two plays later Ivory ran seven yards for the score at the 10:34 mark of the first quarter.

After East Tennessee State cut the Paladin advantage to 7-3 on a Scott Salmons 37-yard field goal, Furman moved 69 yards in 11 plays for its second touchdown, which came on a 1-yard run by fullback Eric Emerson at the 12:58 juncture of the second quarter.

Leading 14-6 at intermission, Furman capitalized with good field position in the third quarter to add to its advantage. A 16-yard punt return by Bear Rinehart to the Buccaneer 41 set up a six-play drive that ended when Emerson registered his second score of the contest with a 5-yard run off left tackle to make it 24-6 with 5:14 remaining the third quarter.

The Paladins added a 5-yard touchdown run by backup fullback Al Means late in the fourth quarter to close out the scoring.

Furman, which outgained East Tennessee State 364-199, got 166 yards passing from junior quarterback Billy Napier, who completed 15-of-23 passes. His favorite target was Rinehart, who totaled six receptions for 74 yards while also totaling 47 yards on four punt returns.

With starting nose guard Ryan Spencer and tackle LeBryan Sperling sidelined with injuries, Furman's defense was paced by linebackers Will Bouton and John Thrift, who combined for 16 tackles, a tackle-for-loss, a sack, and an interception. The Paladins also blocked a pair of punts in the contest.

Furman placekicker Danny Marshall, who converted a school record 12th straight field goal attempt in the second quarter, had the streak stopped when he missed a 47-yard attempt late in the second period.

SCORE BY QUARTERS

East Tennessee State	3	3	0	0	—	6
Furman	7	10	7	7	—	31

SCORING SUMMARY

F	—	Louis Ivory 7 run (Danny Marshall kick) 10:34-1Q	0-7
		2 plays, 7 yards, TOP 0:38	
ET	—	Scott Salmons 37 FG 2:34-1Q	3-7
		8 plays, 32 yards, TOP 4:34	
F	—	Eric Emerson 1 run (Danny Marshall kick) 12:58-2Q	3-14
		11 plays, 69 yards, TOP 4:36	
F	—	Danny Marshall 20 FG 5:44-2Q	3-17
		13 plays, 55 yards, TOP 6:32	
ET	—	Scott Salmons 42 FG 0:00-2Q	6-17
		1 play, 0 yards, TOP 0:05	
F	—	Eric Emerson 5 run (Danny Marshall kick) 5:14-3Q	6-24
		6 plays, 41 yards, TOP 2:19	
F	—	Al Means 5 run (Danny Marshall kick) 3:02-4Q	6-31
		4 plays, 47 yards, TOP 1:44	



John Thrift headlined a strong Furman defensive effort against East Tennessee State, totaling eight tackles and an interception.

INDIVIDUAL STATISTICS

Rushing: F — Ivory 26-146, Brigham 3-42, Emerson 6-17, Rembert 2-12, Tant 3-10, O'Neal 1-8, Means 2-7, Moore 1-0, Team 1-(-11), Napier 5-(-33). ET — C. Carter 8-47, Wilhelm 7-30, Sanders 3-9, S. Carter 5-8, Copeland 1-5, Nuckolls 2-(-1), Clark 1-(-2), Sensabaugh 1-(-4).

Passing: F — Napier 15-23-1-166. ET — Wilhelm 10-27-2-88, Sanders 2-4-0-19.

Receiving: F — Rinehart 6-74, Sansbury 4-48, Thomas 3-23, Ivory 2-21. ET — Moore 6-70, Hendrickson 2-18, Nuckolls 2-11, C. Carter 1-10, S. Carter 1-(-2).

Field Goals: F — Marshall 1-2 (20G, 47NG). ET — Salmons 2-2 (37G, 42G).

Defense: F — Bouton 8 (7 solo, 1 ast., 1 TFL, 1 Sack), Thrift 8 (4 solo, 4 ast., 1 Int., 1 PBU), Smith 7 (6 solo, 1 ast., 2 TFL), Cooper 5 (4 solo, 1 ast.), Jackson 5 (3 solo, 2 ast., 1 TFL, 1 PBU), Ritter 4 (2 solo, 2 ast., 1 TFL, 1 Int., 1 PBU, 1 blocked punt). ET — Tiller 9 (9 solo, 1 Int., 1 PBU), Cornegay 8 (7 solo, 1 ast., 2 TFL, 1 FF, 1 Sack).

TEAM STATISTICS

	FUR	ET
First Downs	21	13
Rushing	50-198	28-92
Passing	166	107
C/A/I	15-23-2	12-31-2
Total Offense	364	199
Fumbles-Lost	2-1	0-0
Penalties	7-65	10-75
Punts	3-32.7	9-35.2
Punt Returns	6-86	0-0
Kickoff Returns	2-52	5-84
Possession Time	31:54	28:06
Third Down Conversions	7-14	4-15
Fourth Down Conversions	0-1	0-1
Sacks By	2-5	2-30

FURMAN PALADINS FOOTBALL 2002



GAME 8

Georgia Southern 20, Furman 10

November 3, 2001

Paulson Stadium

Attendance: 21,593

STATESBORO, GA. -- Quarterback J.R. Revere totaled 130 yards in offense and scored two touchdowns to lift NCAA I-AA fourth-ranked Georgia Southern to a 20-10 win over the second-ranked Furman in front of 21,593 fans at Paulson Stadium.

Revere, a senior, ran for 77 yards and threw for 53 more in helping the Eagles bounce back from a 19-16 loss to unranked East Tennessee State. The defeat snapped a six-game season winning streak by Furman and avenged the Eagles' 45-10 loss to the Paladins last year in Greenville.

Revere's 1-yard touchdown run with 10:33 to go in the game gave Georgia Southern a 17-10 lead, and the Eagles later got a 42-yard field goal from Scott Shelton with 2:28 left to make it 20-10.

Georgia Southern's go-ahead touchdown was set up by a fumble recovery by the Eagles' Corey Middlebrooks at the Georgia Southern 23-yard line on the first play of the fourth quarter. Furman had driven 57 yards in eight plays and appeared to be in position to take command of the game, but Middlebrooks pounced on a bad exchange between quarterback Billy Napier and fullback Corey Tant. From there, Georgia Southern moved 77 yards in nine plays for Revere's decisive score.

After an exchange of possessions, Furman took over at the Georgia Southern 49 with 7:34 left following a short Eagle punt. After Napier connected with James Thomas for 12 yards and a first down to the Georgia Southern 30, the Paladins failed on three successive pass plays before a tipped Napier fourth down pass was intercepted by linebacker Derrick Butler. From that point the Eagles moved 48 yards in seven plays for Shelton's 42-yard field goal, which effectively sealed the victory.

Louis Ivory ran 23 times for 122 yards and a touchdown while Georgia Southern's Adrian Peterson recorded 24 carries for 158 yards. Ivory's touchdown run, which covered 23 yards on a draw play with less than a minute left in the first half, tied the game at 7-7.

Furman broke the 7-7 deadlock by taking the second half kickoff and moving 71 yards in 10 plays for a Danny Marshall 30-yard field goal.

The Eagles, however, came back to knot the game at 10-10 with a 35-yard field goal by Shelton with 4:13 left in the third quarter, capping a 14-play, 57-yard possession.

Georgia Southern nosed out Furman 329-328 in total offense, and the Eagles outrushed the Paladins 276-132.

SCORE BY QUARTERS

Furman	0	7	3	0	—	10
Georgia Southern	7	0	3	10	—	20

SCORING SUMMARY

GS — J.R. Revere 5 run (Scott Shelton kick) 9:46-1Q	10 plays, 77 yards, TOP 5:14	0-7
F — Louis Ivory 23 run (Danny Marshall kick) 0:37-2Q	15 plays, 80 yards, TOP 5:44	7-7
F — Danny Marshall 30 FG 10:44-3Q	10 plays, 71 yards, TOP 4:16	10-7
GS — Scott Shelton 35 FG 4:13-3Q	14 plays, 57 yards, TOP 6:31	10-10
GS — J.R. Revere 1 run (Scott Shelton kick) 10:33-4Q	9 plays, 77 yards, TOP 4:19	10-17
GS — Scott Shelton 42 FG 2:28-4Q	7 plays, 48 yards, TOP 2:54	10-20



Louis Ivory ran for 122 yards and a touchdown against Georgia Southern, but a costly third quarter fumble by the Paladins proved decisive in the 20-10 loss.

INDIVIDUAL STATISTICS

Rushing: F — Ivory 23-122, Emerson 6-21, Napier 3-(-11). GS — Peterson 24-158, Revere 22-77, Myers 6-32, Walden 2-7, Anderson 1-3, Team 1-(-1).

Passing: F — Napier 17-31-2-196. GS — Revere 2-5-0-53.

Receiving: F — Sansbury 5-80, Rinehart 5-57, Thomas 3-40, West 2-10, Ivory 2-9. GS — Walden 1-38, Robinson 1-15.

Field Goals: F — Marshall 1-1 (30G). GS — Shelton 2-2 (35G, 42G).

Defense: F — Cooper 14 (9 solo, 5 ast.), Smith 11 (7 solo, 4 ast.), Poole 9 (7 solo, 2 ast., 3 FTL), Thrift 9 (5 solo, 4 ast.), Bouton 8 (7 solo, 1 ast.), Frierson 6 (5 solo, 1 ast., 1 TFL). GS — Scott 6 (6 solo), Youngblood 6 (5 solo, 1 ast., 2 TFL, 1 Sack), Young 6 (4 solo, 2 ast.), Whitaker 6 (3 solo, 3 ast., 1 Int., 1 PBU).

TEAM STATISTICS

	FUR	GSU
First Downs	19	17
Rushing	32-132	56-276
Passing	196	53
C/I/A/I	17-31-2	2-5-0
Total Offense	328	329
Fumbles-Lost	1-1	1-0
Penalties	3-15	5-35
Punts	3-28.3	4-34.8
Punt Returns	0-0	1-(-9)
Kickoff Returns	3-35	3-53
Possession Time	29:24	30:36
Third Down Conversions	6-13	4-12
Fourth Down Conversions	1-3	1-1
Sacks By	0-0	1-11



FURMAN PALADINS FOOTBALL 2002

GAME 9

Furman 45, Wofford 14

November 10, 2001

Paladin Stadium

Attendance: 10,534

GREENVILLE, S.C. -- Louis Ivory rushed for 198 yards and a career high four touchdowns to lead NCAA I-AA nationally fifth-ranked Furman to a 45-14 win over visiting Wofford.

Ivory scored on runs covering 13, 7, 17, and 8 yards and topped the 1,000-yard rushing mark for the third consecutive season (1,158 yards), tying a school mark set by Stanford Jennings from 1981-83. Ivory also racked up the 28th 100-yard rushing performance of his career and set a new school record for rushing touchdowns with 50, breaking the old mark of 48 set by Carl Tremble from 1989-92.

The win was the 13th straight home conference victory by Furman and sixth triumph in the last seven meetings with Wofford, which last won in Greenville in 1970.

Furman outgained Wofford 434-264.

The Paladins seized control on the contest early, scoring on its first possession by moving 92 yards in 10 plays to take a 7-0 lead on a 13-yard run by Ivory at the 8:05 mark of the first quarter.

Furman added three more scores on Ivory touchdown runs of 7 and 17 yards and on an 18-yard touchdown pass from quarterback Billy Napier to James Thomas to take a 28-0 second quarter lead.

After Wofford made it 28-7, the Paladins responded by moving 56 yards in 10 plays for a 39-yard Danny Marshall field goal on the final play of the half for a 31-7 advantage.

Furman vanquished any Wofford comeback when Brian Bratton took the second half kickoff and raced 100 yards for a touchdown to stretch the lead to 38-7. The kickoff return was Bratton's third of the season and the fourth by the Paladins in 2001.

Despite throwing two interceptions, Furman quarterback Billy Napier completed 14-of-16 passes for 174 yards and a touchdown. His favorite target was junior wide receiver James Thomas, who tallied a career high seven receptions for another career high 101 yards and a score.

Linebacker Will Bouton led all Paladin defenders with nine tackles and an interception. Sterling Frierson tallied eight tackles, and defensive end Mike Killian had seven tackles and a fumble recovery, which he returned 18 yards to set up a score.

SCORE BY QUARTERS

Wofford	0	7	0	7	—	14
Furman	14	17	14	0	—	45

SCORING SUMMARY

F — Louis Ivory 13 run (Danny Marshall kick) 8:05-1Q 10 plays, 92 yards, TOP 5:14	0-7
F — Louis Ivory 7 run (Danny Marshall kick) 3:16-1Q 4 plays, 72 yards, TOP 1:26	0-14
F — Louis Ivory 17 run (Danny Marshall kick) 11:26-2Q 2 plays, 28 yards, TOP 0:14	0-21
F — James Thomas 18 pass from Billy Napier (Danny Marshall kick) 7:26-2Q 6 plays, 44 yards, TOP 2:47	0-28
W — Chris Edwards 41 interception return (Darren Brown kick) 3:20-2Q	7-28
F — Danny Marshall 39 FG 0:00-2Q 10 plays, 56 yards, TOP 3:20	7-31
F — Brian Bratton 100 kickoff return (Danny Marshall kick) 14:43-3Q	7-45
F — Louis Ivory 8 run (Danny Marshall kick) 0:17-3Q 9 plays 74 yards, TOP 4:09	7-45
W — Melvin Jones 1 run (Darren Brown kick) 9:41-4Q 15 plays, 64 yards, TOP 5:36	14-45



Louis Ivory headlined a dominating performance in Furman's 45-14 triumph over Wofford, rushing for a season high 198 yards and a career high four touchdowns.

INDIVIDUAL STATISTICS

Rushing: F — Ivory 23-198, Emerson 5-25, Bratton 2-18, Brigham 4-13, Means 3-10, O'Neal 2-8, Rembert 1-0, Napier 1-(-12). W — Jones 21-72, Wilson 11-50, Rodgers 3-33, McNair 10-31, McCoy 7-17, Fogle 1-7, Foster 1-6.

Passing: F — Napier 14-16-2-174. W — Wilson 8-18-1-48.

Receiving: F — Thomas 7-101, West 3-41, Ivory 2-14, Rinehart 1-9, Sansbury 1-9. W — Goodpaster 3-21, Gilmore 2-2, Gaillard 1-12, Regenthal 1-10, McCoy 1-3.

Field Goals: F — Marshall 1-1 (39G). W — Brown 0-1 (43NG).

Defense: F — Bouton 9 (7 solo, 2 ast., 1 Int., 1 PBU), Frierson 8 (6 solo, 2 ast., 1 TFL), Cooper 7 (5 solo, 2 ast., 1 TFL), Smith 7 (5 solo, 2 ast., 1 TFL), Knight 7 (3 solo, 4 ast.), Killian 7 (3 solo, 4 ast., 1 FR). W — Nelson 12 (8 solo, 4 ast., 1 TFL), Washington 6 (6 solo).

TEAM STATISTICS

	FUR	WOF
First Downs	21	17
Rushing	44-260	54-216
Passing	174	48
C/A/I	14-6-2	8-18-1
Total Offense	434	264
Fumbles-Lost	0-0	1-1
Penalties	3-28	3-25
Punts	3-40-3	6-41.5
Punt Returns	4-24	2-0
Kickoff Returns	3-135	7-119
Possession Time	28:27	31:33
Third Down Conversions	7-12	8-17
Fourth Down Conversions	1-1	1-2
Sacks By	0-0	0-0

FURMAN PALADINS FOOTBALL 2002



GAME 10

Furman 42, Chattanooga 10

November 17, 2001

Finley Stadium

Attendance: 6,336

CHATTANOOGA, TENN. -- Billy Napier passed for a career high 218 yards and accounted for four touchdowns and Furman's defense converted a pair of second half turnovers into scores to lead the NCAA I-AA fourth-ranked Paladins to a 42-10 win over Chattanooga and 2001 Southern Conference championship.

Furman's title, its second in three years, marked the program's 11th overall — the most by any school in the conference's 80-year football history.

Napier completed 16-of-23 passes and connected on strikes of 19, 6, and 16 yards while also scoring on a 1-yard run to pace Furman to 468 yards offense. Two of Napier's strikes went to flanker Bear Rinehart, and the other covered 16 yards to tight end Trent Sansbury, who caught a career high seven passes for 77 yards.

Tailback Louis Ivory headlined the ground attack with 158 yards and touchdown and, in the process, recorded the 29th 100-yard game of his career.

A 48-yard return by Brian Bratton on the game's first play set up a 27-yard touchdown run by Ivory at the 13:57 mark that put the Paladins ahead 7-0.

After Chattanooga tied the game, the Paladins regained the lead on a 30-yard Danny Marshall field goal early in the second quarter.


Less than a minute later Furman struck again following a 28-yard interception return to the UTC 19 by free safety Josh Cooper. On the next play Napier hit Rinehart in the corner of the end zone to give the Paladins a 16-7 advantage with 13:43 left in the first half.

Chattanooga hung tough in the third quarter and sliced Furman's lead to 16-10 with a 30-yard Andy Ladebauche field goal, but the Paladins took control with a 26-point fourth period.

A spectacular, diving 6-yard touchdown reception by Rinehart at the 14:13 juncture extended Furman's lead to 22-10, and less than two minutes later a 13-yard interception return by linebacker John Thrift led to the Paladins' next tally, which came on a 16-yard strike from Napier to Sansbury that made it 28-10.

The Paladin onslaught continued a little more than a minute later when cornerback Richie Jackson scooped up a fumble by the Mocs' Joey Peters and raced 31 yards for another score at the 11:30 mark, giving Furman a 35-10 advantage. Napier's 1-yard touchdown plunge with 4:07 left capped the Paladins' fourth-quarter outburst.

Cooper headlined Furman's defensive effort with 10 tackles, two interceptions, two pass deflections, and a caused fumble.



Billy Napier was spectacular in the Paladins' 42-10 win over Chattanooga, throwing for 218 yards and three touchdowns.

INDIVIDUAL STATISTICS

Rushing: F — Ivory 28-158, Rembert 5-31, Emerson 4-20, Napier 6-17, O'Neal 2-16, Brigham 1-4, Tant 1-4. C — McNeil 20-133, Barnes 10-22, Chesterfield 2-2.

Passing: F — Napier 16-23-0-218. C — Barnes 27-42-3-185.

Receiving: F — Sansbury 7-77, Rinehart 3-48, Thomas 2-45, Ivory 2-12, Bratton 1-26, Emerson 1-10. C — Grier 7-35, Rankin 6-52, McNeill 4-60, Jones 4-23, Bandy 4-19, Peters 2-(-4).

Field Goals: F — Marshall 1-2 (30G, 30NG). C — Ladebauche 1-1 (30G).

Defense: F — Bouton 12 (9 solo, 3 ast., 1 TFL), Sperling 7 (6 solo, 1 ast., 1 TFL, 1 Sack), Smith 6 (4 solo, 2 ast., 1 PBU), Thrift 6 (2 solo, 4 ast., 1 Int.), Johnson 5 (4 solo, 1 ast., 1 TFL), Jackson 4 (4 solo, 1 TFL, 1 FR), Cooper 4 (3 solo, 1 ast., 1 FF, 2 Int., 2 PBU). C — Knight 9 (7 solo, 2 ast., 1 PBU), Lamar 8 (6 solo, 2 ast.), Cain 7 (3 solo, 4 ast., 1 PBU).

SCORE BY QUARTERS

Furman	7	9	0	26	—	42
Chattanooga	7	0	3	0	—	10

SCORING SUMMARY

- F — Louis Ivory 27 run (Danny Marshall kick) 13:57-1Q
3 plays, 47 yards, TOP 1:03 7- 0
- C — Charles McNeill 45 pass from Justin Barnes
(Andy Ladebauche kick) 8:04-1Q 7- 7
- F — Danny Marshall 30 FG 14:16-2Q
14 plays, 54 yards, TOP 7:48 10- 7
- F — Bear Rinehart 19 pass from Billy Napier (kick failed) 13:43-2Q
1 play, 19 yards, TOP 0:08 16- 7
- C — Andy Ladebauche 30 FG 10:36-3Q
11 plays, 65 yards, TOP 4:24 16- 10
- F — Bear Rinehart 6 pass from Billy Napier (pass failed) 14:13-4Q
11 plays, 66 yards, TOP 4:27 22- 10
- F — Trent Sansbury 16 pass from Billy Napier (kick failed) 12:49-4Q
1 play, 16 yards, TOP 0:07 28- 10
- F — Richie Jackson 31 fumble return
(Danny Marshall kick) 11:30-4Q 35- 10
- F — Billy Napier 1 run (Danny Marshall kick) 4:07-4Q
11 plays, 68 yards, TOP 5:29 42- 10

TEAM STATISTICS

	FUR	UTC
First Downs	25	19
Rushing	47-250	32-157
Passing	218	185
C/A/I	16-23-0	27-42-3
Total Offense	468	342
Fumbles-Lost	3-2	2-1
Penalties	3-20	5-37
Punts	2-37.5	4-38.3
Punt Returns	1-13	1-12
Kickoff Returns	3-68	7-117
Possession Time	28:33	31:27
Third Down Conversions	7-12	4-15
Fourth Down Conversions	1-1	2-4
Sacks By	3-11	0-0



FURMAN PALADINS FOOTBALL 2002

GAME II

Furman 47, Presbyterian 28

November 24, 2001

Paladin Stadium

Attendance: 7,241

GREENVILLE, S.C. -- Louis Ivory rushed for 176 yards and four touchdowns to lead the NCAA I-AA fourth-ranked Furman Paladins to a 47-28 win over Presbyterian in the regular season finale for both teams.

Ivory scored on touchdown runs of 15, 1, 3, and 2 yards and claimed his second consecutive Southern Conference rushing title with 1,492 yards and a school season record 19 touchdowns. He also registered the 30th 100-yard rushing game of his career.

Presbyterian was paced by senior quarterback Todd Cunningham, who completed 33-of-48 passes for 346 yards and four touchdowns to finish his career as the second all-time leading passer in NCAA Division II history with 10,937 yards and 111 touchdowns.

Presbyterian used all four Cunningham touchdown passes in the first half, including a pair of strikes to senior wide receiver D.J. Humphries covering 14 and 13 yards, to take a 28-27 lead into halftime.

Furman, however, regained the advantage when Ivory scored on a 3-yard run on the Paladins' first possession of the second half to make it 33-28.

The Paladins' Cedrick Ritter then intercepted Cunningham at the Furman 36 on Presbyterian's next possession, and the Paladins responded by moving 64 yards in 13 plays for Ivory's fourth touchdown of the contest, which came on a 2-yard run with 2:55 left in the third quarter to give the Paladins a 40-28 advantage.

Furman closed out the scoring with an Al Means 4-yard run with 10:21 left in the game.

Furman rolled up a 494-350 advantage in total offense and shut out Presbyterian in the second half, limiting the Blue Hose to only 91 total yards over the final two quarters. PC only netted four rushing yards in the game on 10 attempts.

Billy Napier paced Furman's passing attack, completing 13-of-23 passes for 181 yards and a touchdown.



Furman wrapped up its regular season with a 47-28 triumph over Presbyterian, highlighted by Louis Ivory's 34-carry, 176-yard, two-touchdown performance.

SCORE BY QUARTERS

Presbyterian	14	14	0	0	—	28
Furman	14	13	13	7	—	47

SCORING SUMMARY

- P — D.J. Humphries 12 pass from Todd Cunningham (Michael Wright kick) 13:51-1Q
4 plays, 57 yards, TOP 1:09 7- 0
- F — Louis Ivory 15 run (Danny Marshall kick) 11:10-1Q
6 plays, 60 yards, TOP 2:41 7- 7
- F — Louis Ivory 1 run (Danny Marshall kick) 4:04-1Q
15 plays, 81 yards, TOP 5:43 7- 14
- P — Donald Wilson 12 pass from Todd Cunningham (Michael Wright kick) 1:57-1Q
6 plays, 53 yards, TOP 2:07 14- 14
- P — D.J. Humphries 13 pass from Todd Cunningham (Michael Wright kick) 12:54-2Q
3 plays, 41 yards, TOP 1:05 21- 14
- F — Bear Rinehart 3 pass from Billy Napier (Danny Marshall kick) 9:04-2Q
10 plays, 63 yards, TOP 5:50 21- 21
- P — Kevie Smith 1 pass from Todd Cunningham (Michael Wright kick) 5:31-2Q
8 plays, 76 yards, TOP 3:33 28- 21
- F — Eric Emerson 9 run (kick failed) 2:54-2Q
6 plays, 59 yards, TOP 2:37 28- 27
- F — Louis Ivory 3 run (pass failed) 10:27-3Q
11 plays, 59 yards, TOP 4:33 28- 33
- F — Louis Ivory 2 run (Danny Marshall kick) 2:55-3Q
13 plays, 64 yards, TOP 6:08 28- 40
- F — Al Means 4 run (Danny Marshall kick) 10:21-4Q
6 plays, 64 yards, TOP 2:34 28- 47

INDIVIDUAL STATISTICS

Rushing: F—Ivory 34-176, Means 9-78, Emerson 8-42, O'Neal 4-10, Napier 6-9, Moore 3-(-2). P—Wilson 1-7, Cunningham 9-(-3).
Passing: F—Napier 13-23-2-181. P—Cunningham 33-48-1-346.
Receiving: F—Thomas 4-67, West 3-38, Sansbury 2-26, Rinehart 2-24, Bratton 1-18, Ivory 1-8. P—Humphries 10-129, Wilson 6-39, Meng 4-53, Moloney 3-36, Smith 3-30, Flemming 2-31, Keith 2-17, Swinton 2-6, McCoy 1-5.
Field Goals: F—None. P—None.
Defense: F—Smith 8 (6 solo, 2 ast.), Jackson 6 (5 solo, 1 ast.), Bouton 5 (4 solo, 1 ast., 2 TFL, 1 Sack, 1 FR, 1 PBU), Billingsly 4 (2 solo, 2 ast., 2 PBU), Thrift 4 (2 solo, 2 ast., 1 TFL, 1 Sack). P—Creasman 13 (6 solo, 7 ast.), Maxwell 10 (3 solo, 7 ast., 1 PBU), Behrendsen 10 (2 solo, 8 ast.).

TEAM STATISTICS

	FUR	PC
First Downs	31	20
Rushing	64-313	10-4
Passing	181	346
C/A/I	13-23-2	33-48-1
Total Offense	494	350
Fumbles-Lost	1-0	1-1
Penalties	8-67	7-71
Punts	2-38.0	3-36.3
Punt Returns	1-7	0-0
Kickoff Returns	5-65	7-157
Possession Time	37:48	22:12
Third Down Conversions	12-17	2-8
Fourth Down Conversions	0-0	1-3
Sacks By	4-18	1-9

FURMAN PALADINS FOOTBALL 2002



GAME 12

Furman 24, Western Kentucky 20
 December 1, 2001 (NCAA I-AA Playoffs)
 Paladin Stadium Attendance: 6,143

GREENVILLE, S.C. -- Al Means' 19-yard touchdown run with 3:07 left in the game lifted Furman to a 24-20 win over Western Kentucky in NCAA I-AA first round playoff action at Paladin Stadium.

Means' decisive score came after Josh Cooper recovered a fumble by Western Kentucky's Curtis Hamilton at the Hilltoppers' 42-yard line. Four consecutive runs by Louis Ivory moved Furman to the 19, where Means took a handoff up the middle for the game winning score.

The victory snapped the Paladins' string of two straight opening round playoff losses and marked the program's biggest comeback since 1996, when Furman rallied from a 21-7 deficit to beat Northern Arizona, 42-31.

Furman committed four turnovers, but the Paladins benefited from three Hilltopper miscues, including two fumbles that led to scores. The Paladins totaled 327 yards against a Western Kentucky defense that ranked second nationally in scoring and rushing defense. The Hilltoppers, meanwhile, accumulated only 243 total yards, including a mere 76 in the second half. Western Kentucky ranked fourth nationally in rushing offense but managed only 186 versus the Paladins.

Furman fell behind 14-0 in the first quarter following a 3-yard touchdown run by Jason Johnson and 8-yard touchdown pass from Johnson to DeWayne Gallishaw.

A 21-yard touchdown pass from Napier to Isaac West on the first play of the second quarter cut the lead in half, but the Hilltoppers later responded when Peter Martinez kicked a career long 51-yard field goal on the final play of the first half to make it a 17-7 game.

After Martinez connected on a 33-yard field goal at the 6:31 mark of the third quarter to put the Hilltoppers ahead 20-7, Furman rallied, using a 47-yard pass from Napier to tight end Trent Sansbury to the Western Kentucky 16-yard line. Two plays later fullback Eric Emerson bulled over from four yards out with 0:52 left in the third quarter to make it 20-14.

From that point, Furman's defense stepped up, forcing a pair of fumbles to fuel the comeback. A Will Bouton recovery at the Hilltopper 38 led to a Danny Marshall 21-yard field goal that made it 20-17. Later, after Bobby Sippio intercepted a Napier pass at the Hilltopper 29, the Paladin defense came up big again when Cooper pounced on a fumble at the Hilltopper 45, setting up Means' game winning run.

Furman was paced offensively by Ivory, who ran for 170 yards on 33 carries before exiting the game with a sprained knee on the game winning touchdown drive. Bouton, meanwhile, led a strong Paladin defensive effort with 13 tackles, two tackles-for-loss, and a fumble recovery.



Al Means' 19-yard touchdown run in the fourth quarter completed Furman's impressive 24-20 come-from-behind win over Western Kentucky.

SCORE BY QUARTERS

Western Kentucky	14	3	3	0	—	20
Furman	0	7	7	10	—	24

SCORING SUMMARY

- WK — Jason Johnson 3 run (Peter Martinez kick) 10:20-1Q
9 plays, 59 yards, TOP 4:40 7- 0
- WK — DeWayne Gallishaw 8 pass from Jason Johnson
(Peter Martinez kick) 8:46-1Q
2 plays, 11 yards, TOP 0:51 14- 0
- F — Isaac West 21 pass from Billy Napier
(Danny Marshall kick) 14:53-2Q
12 plays, 78 yards, TOP 6:10 14- 7
- WK — Peter Martinez 51 FG 0:01-2Q
7 plays, 51 yards, TOP 1:14 17- 7
- WK — Peter Martinez 33 FG 6:31-3Q
4 plays, 6 yards, TOP 2:04 20- 7
- F — Eric Emerson 4 run (Danny Marshall kick) 0:52-3Q
7 plays, 80 yards, TOP 3:00 20- 14
- F — Danny Marshall 21 FG 9:45-4Q
8 plays, 35 yards, TOP 4:08 20- 17
- F — Al Means 19 run (Danny Marshall kick) 3:07-4Q
5 plays, 42 yards, TOP 1:37 20- 24

INDIVIDUAL STATISTICS

Rushing: F — Ivory 33-170, Means 4-36, Emerson 8-21, West 1-20, Rembert 1-6, Napier 10-(-15). WK — Pimpleton 17-74, Gallishaw 13-56, Brooks 7-29, Hamilton 6-17, Johnson 4-11, Michael 2-0, Frazier 2-(-1).

Passing: F — Napier 6-13-2-89. WK — Pimpleton 4-4-0-33, Michael 1-2-1-7, Johnson 2-2-0-17.

Receiving: F — Rinehart 3-17, Sansbury 2-51, West 1-21. WK — Weals 4-33, Hayes 2-16, Gallishaw 1-8.

Field Goals: F — Marshall 1-1 (21G). WK — Martinez 2-2 (51G, 33G).

Defense: Bouton 13 (8 solo, 5 ast., 2 TFL, 1 FR), Jackson 9 (4 solo, 5 ast.), Cooper 9 (4 solo, 5 ast., 1 FF, 1 FR), Frierson 8 (4 solo, 4 ast., 1 TFL), Thrift 7 (5 solo, 2 ast., 1 TFL), Killian 5 (2 solo, 3 ast., 1 TFL, 1 Sack). WK — Mitchell 10 (8 solo, 2 ast., 1 Int.), Dandy 10 (4 solo, 6 ast.), Drummond 8 (4 solo, 4 ast., 2 TFL, 1 FR).

TEAM STATISTICS

	FUR	WKU
First Downs	18	12
Rushing	57-238	52-186
Passing	89	57
C/A/I	6-13-2	7-8-1
Total Offense	327	243
Fumbles-Lost	2-2	3-2
Penalties	2-15	6-60
Punts	5-40.4	7-39.3
Punt Returns	2-19	4-63
Kickoff Returns	3-55	5-82
Possession Time	31:32	28:28
Third Down Conversions	6-16	3-14
Fourth Down Conversions	1-1	2-2
Sacks By	1-6	0-0



FURMAN PALADINS FOOTBALL 2002

GAME 13

Furman 34, Lehigh 17

December 8, 2001 (NCAA I-AA Playoffs)

Paladin Stadium

Attendance: 10,189

GREENVILLE, S.C. -- Toreico O'Neal rushed for 128 yards and a pair of touchdowns and Furman's defense racked up a season high nine sacks to lead the Paladins to a 34-17 win over the Lehigh Mountain Hawks in NCAA I-AA quarterfinal football action in front of 10,189 fans at Paladin Stadium.

O'Neal's performance highlighted a strong Furman rushing attack that was minus injured All-America tailback Louis Ivory. In addition to O'Neal, Furman got 105 and 66 yards, respectively, from tailbacks Hindley Brigham and Lamar Rembert on the way to 332 rushing yards.

As much as Furman's offensive line set the stage for the Paladins' strong ground attack, the Paladin defense stepped up with another solid playoff game performance by holding the Mountain Hawks to only 305 total yards. Lehigh was hounded by Paladin senior linebacker Will Bouton, who totaled 11 tackles, including six-for-loss, a career high four sacks, and a forced fumble.

Furman took an early 3-0 lead on a 22-yard Danny Marshall field goal at the 8:23 mark of the first quarter.

After Lehigh went up 7-3 on a 1-yard touchdown run by Justin Barrasso, Furman used a 65-yard kickoff return by the nation's leading return specialist, Brian Bratton, to set up its next score, which came on the following play when O'Neal took an option pitch 35 yards to make it 10-7.

Furman's defense set up the Paladins' next score when Bouton forced a fumble by Lehigh quarterback Brant Hall, which was recovered by Sterling Frierson at the Furman 35. Seven plays later, on a third-and-16 play at the Lehigh 49, Paladin quarterback Billy Napier scrambled away from pressure and connected with wide receiver Bear Rinehart behind the Mountain Hawk secondary for a 49-yard touchdown to make it 17-7.

Just before intermission the Paladins stretched their advantage to 24-7 on a 2-yard run by fullback Eric Emerson to cap a 9-play, 62-yard drive.

Brian Kelley booted a 29-yard field goal in the third quarter to narrow the Paladin advantage to 24-10, but Lehigh's comeback ended when the Paladins, using a 48-yard run by Brigham, responded with Marshall's second field goal of the contest, a 27-yard effort on the first play of the fourth quarter.

Furman made it 34-10 after Will Bouton sacked Lehigh quarterback Brant Hall at the Mountain Hawk 41. Three handoffs to O'Neal got the Paladins into the end zone, with the scoring run covering 10 yards.

SCORE BY QUARTERS

Lehigh	7	0	3	7	—	17
Furman	10	14	0	10	—	34

SCORING SUMMARY

F — Danny Marshall	22 FG 8:23-1Q	9 plays, 52 yards, TOP 3:46	0-3
L — Justin Barrasso	1 run (Brian Kelley kick) 4:21-1Q	8 plays, 46 yards, TOP 4:02	7-3
F — Toreico O'Neal	35 run (Danny Marshall kick) 3:58-1Q	1 play 35 yards, TOP 0:23	7-10
F — Bear Rinehart	49 pass from Billy Napier (Danny Marshall kick) 14:40-2Q	7 plays, 65 yards, TOP 2:58	7-17
F — Eric Emerson	2 run (Danny Marshall kick) 0:33-2Q	9 plays, 62 yards, TOP 2:37	7-24
L — Brian Kelley	29 FG 1:50-3Q	11 plays, 76 yards, TOP 4:43	10-24
F — Danny Marshall	27 FG 14:56-4Q	5 plays, 56 yards, TOP 1:54	10-27
F — Toreico O'Neal	7 run (Danny Marshall kick) 4:23-4Q	3 plays, 41 yards, TOP 0:58	10-34
L — Darin Henry	12 pass from Luke Ciannello (Brian Kelley kick) 1:32-4Q	11 plays, 81 yards, TOP 2:51	17-34



Will Bouton was unstoppable in the Paladins' 34-17 win over Lehigh, totaling 11 tackles and four sacks to headline a school playoff record nine-sack performance.

INDIVIDUAL STATISTICS

Rushing: F — O'Neal 12-128, Brigham 11-105, Rembert 11-66, Emerson 9-16, Means 2-13, Napier 4-4. L — Pugh 14-55, Hall 22-40, Ciannello 1-11, Barrasso 4-3, Sutton 1(-5), Team 1(-11).

Passing: F — Napier 7-13-0-134. L — Hall 13-23-0-142, Ciannello 7-11-0-70.

Receiving: F — Rinehart 3-82, Thomas 3-31, Sansbury 1-21. L — Crockett 6-74, Sutton 5-55, Pugh 3-9, Kelleher 2-23, Hluschak 1-19, Larkins 1-12, Henry 1-12, Barrasso 1-8.

Field Goals: F — Marshall 2-2 (22G, 27G). L — Kelley 1-1 (29G).

Defense: F — Bouton 11 (10 solo, 1 ast., 6 TFL, 1 FF, 4 Sacks), Cooper 7 (6 solo, 1 ast.), Smith 7 (5 solo, 2 ast., 1 TFL), Spencer 6 (6 solo), Poole 6 (5 solo, 1 ast., 3 TFL, 1 FF, 2 Sacks), Thrift 5 (4 solo, 1 ast., 1 TFL, 1 Sack), Frierson 1 (1 ast., 2 FR). L — Perryman 10 (6 solo, 4 ast., 1 TFL, 1 FR), Byron 8 (7 solo, 1 ast.).

TEAM STATISTICS

	FUR	LEH
First Downs	24	21
Rushing	49-332	43-93
Passing	134	212
C/A/I	7-13-0	20-34-0
Total Offense	466	305
Fumbles-Lost	2-1	2-2
Penalties	3-19	2-19
Punts	4-37.3	5-45.0
Punt Returns	2-8	0-0
Kickoff Returns	3-116	6-201
Possession Time	27:53	32:07
Third Down Conversions	4-12	5-15
Fourth Down Conversions	1-1	1-4
Sacks By	9-59	1-2

FURMAN PALADINS FOOTBALL 2002



GAME 14

Furman 24, Georgia Southern 17

December 15, 2001 (NCAA I-AA Playoffs)

Paulson Stadium

Attendance: 11,827

STATESBORO, GA. -- Georgia Southern's Paulson Stadium is known to the GSU faithful as "Our House", but the Furman Paladins served an eviction notice by bouncing the Eagles 24-17 to advance to the NCAA I-AA championship game against Montana.

Winners of 39 straight games at Paulson and 27-0 in home playoff contests over the years, Georgia Southern saw its impressive runs end when Furman converted a pair of early third quarter fumbles into 10 points, helping to erase a 17-7 halftime deficit on the way to the win.

Trailing 7-3, slotback Mark Myers put the Eagles ahead 10-7 when he took an option pitch from quarterback J.R. Revere and raced 51 yards for a score with 3:22 left. Then, after forcing a punt, Georgia Southern used a 58-yard pass from Revere to Derrick Owens to quickly cover 84 yards for its second touchdown of the game, which came on 11-yard run by Revere with only 20 seconds left before intermission.

Furman's fortunes, however, dramatically improved in the third quarter.

On the second half kickoff, the Eagles' Justin Wright botched the reception, and Cam Newton picked up the ball and returned it to the Eagle 18. From there Furman drove to the 2 before settling for a Danny Marshall 19-yard field goal that cut the Georgia Southern lead to 17-10.

On the Eagles' next play from scrimmage, Furman's Eddie Overdyke pounced on a Zream Walden fumble at the Georgia Southern 21, and one play later quarterback Billy Napier connected with flanker Bear Rinehart on a 21-yard touchdown strike to knot the game at 17-17.

After yielding 224 yards in the first half, Furman's defense tightened the screws, recording a shutout and limiting the Eagles to only 55 yards and 20 plays over the final two quarters.

Furman's offense, meanwhile, established control up front to produce the game winning points, putting together a 13-play, 56-yard drive that ended with a 1-yard touchdown plunge by fullback Eric Emerson with 8:24 left.

From that point, Furman's defense, led by linebacker Will Bouton's 10 tackles, three tackles-for-loss, and sack, slammed the door, forcing a punt and an interception on the Eagles' last two possessions.

Furman outgained Georgia Southern 345-279 and outrushed the Eagles 186-184. Playing in the last game of his collegiate career, Georgia Southern's Adrian Peterson, the Southern Conference's all-time leading rusher, was held to a career low 68 yards on 18 carries.

Napier tied David Henderson's school record for consecutive completions in a game by going 12-for-12 for 159 yards and a touchdown. His favorite target was Rinehart, who caught five passes for 82 yards.



Billy Napier connected on all 12 of his pass attempts for 159 yards and a touchdown to halt the Eagles' 39-game home winning streak in the 24-17 Furman victory.

SCORE BY QUARTERS

Furman	0	7	10	7	—	24
Georgia Southern	3	14	0	0	—	17

SCORING SUMMARY

GS — Scott Shelton 40 FG 0:49-1Q	0-3
F — Toreico O'Neal 7 run (Danny Marshall kick) 5:44-2Q	7-3
GS — Mark Myers 51 run (Scott Shelton kick) 3:22-2Q	7-10
GS — J.R. Revere 11 run (Scott Shelton kick) 0:20-2Q	7-17
F — Danny Marshall 19 FG 11:19-3Q	10-17
F — Bear Rinehart 21 pass from Billy Napier (Danny Marshall kick) 10:52-3Q	17-17
F — Eric Emerson 1 run (Danny Marshall kick) 8:24-4Q	24-17

INDIVIDUAL STATISTICS

Rushing: F — Brigham 17-58, Rembert 9-48, Emerson 12-34, O'Neal 8-24, Means 5-11, Napier 10-9, Rinehart 1-2. GS — Peterson 18-68, Myers 2-58, Revere 17-51, Walden 3-6, Ford 1-1.

Passing: F — Napier 12-12-0-159. GS — Revere 5-12-1-95.

Receiving: F — Rinehart 5-82, Thomas 3-33, Sansbury 2-27, Bratton 1-10, Brigham 1-7. GS — Owens 3-81, Myers 2-14.

Field Goals: F — Marshall 1-2 (19G, 31NG). GS — 1-2 (40G, 46NG).

Defense: Bouton 10 (8 solo, 2 ast., 3 TFL, 1 Sack), Frierson 7 (5 solo, 2 ast., 1 TFL, 1 FF), Sperling 6 (2 solo, 4 ast.), Whetstone 6 (1 solo, 4 ast.), Spencer 4 (3 solo, 1 ast.), Cooper 4 (3 solo, 1 ast.), Jackson 3 (3 solo, 1 Int., 2 PBU), Newton 1 (1 solo, 1 FR). GS — Pesqueira 14 (12 solo, 2 ast., 1 TFL), Youngblood 9 (8 solo, 1 ast.), Kearns 9 (5 solo, 4 ast.).

TEAM STATISTICS

	FUR	GSU
First Downs	20	14
Rushing	62-186	41-184
Passing	159	95
C/AT	12-12-0	5-12-1
Total Offense	345	279
Fumbles-Lost	3-1	2-2
Penalties	5-37	3-21
Punts	4-42.5	4-45.5
Punt Returns	3-5	1-2
Kickoff Returns	5-58	5-88
Possession Time	35:15	24:45
Third Down Conversions	8-17	4-12
Fourth Down Conversions	2-2	1-1
Sacks By	1-9	3-16

FURMAN PALADINS FOOTBALL 2002



GAME 15

Montana 13, Furman 6

December 21, 2001 (NCAA I-AA National Championship)
 Finley Stadium Attendance: 12,698

CHATTANOOGA, TENN. -- Yo Humphrey rushed for 142 yards and Chris Snyder booted a pair of field goals to lift the Montana Grizzlies to a 13-6 win over Furman in the 2001 NCAA I-AA national championship game at Finley Stadium.

Humphrey scored on a 2-yard touchdown run in the second quarter to cap a 16-play, 99-yard drive that gave Montana a 7-0 lead. Snyder later added a pair of field goals covering 35 and 30 yards to extend the margin to 13-0 before Furman averted the shutout on the game's last play when James Thomas collected a tipped Billy Napier pass to complete a 54-yard touchdown play.

Montana's defense made the victory possible by holding Furman's offense in check virtually the entire game and forcing three Paladin turnovers. Furman was also hurt by two key penalties on the Grizzlies' decisive 99-yard first half drive, including an offsides call that gave Montana a first down at the Furman 6 after Snyder had missed a 28-yard field goal attempt.

Montana, which edged Furman 297-293 in total offense, was paced defensively by All-America strong safety Vince Huntsberger, who totaled 10 tackles, a fumble recovery, and a fourth quarter interception. Paladin All-America linebacker Will Bouton, making his 50th consecutive start, headlined a strong Furman defense with 12 tackles, three tackles-for-loss, and a sack.

Furman tailback Louis Ivory, returning to the starting lineup after missing two games with a sprained knee, was limited to 33 yards on 12 carries — the lowest production in his three-year tenure as a starter. Billy Napier, meanwhile, completed only 10-of-26 passes for 172 yards and was picked off twice.

After a scoreless first quarter that saw Snyder miss a 32-yard field goal attempt following a fumble recovery at the Furman 12, the Grizzlies mounted the game's only sustained offensive drive from their own 1-yard line with 13:16 left in the half.

With Humphrey accounting for 37 yards on the ground and quarterback John Edwards passing for 34 yards and running for 22 more, Montana moved methodically down the field. Furman, however, appeared to turn aside the scoring threat after stopping the Grizzlies at the 11, but on a missed 28-yard field goal try the Paladins were penalized for offsides, thereby giving Montana a first down at the Paladin 6. Two plays and a Furman face-mask penalty later Humphrey rumbled in from two yards out for the game's only score with 6:27 left.

Montana upped its lead to 10-0 on its next possession, taking advantage of a short 27-yard Furman punt by moving 39 yards in nine plays for a 35-yard Snyder field goal with 0:53 left in the first half.

Furman put together its longest drive of the game on its second possession of the third quarter, moving from its own 12 to the Montana 15 before a penalty, a three-yard loss, and two incomplete passes led to a missed 40-yard field goal.

From that point Furman could do little offensively while Montana upped its lead to 13-0 with a 30-yard Snyder field goal with 6:12 left in the game.

Interceptions by David DeCoite and Huntsberger halted two of Furman's last three possessions before Thomas gathered in Napier's tipped pass to complete a 54-yard touchdown pass as time expired.



This Ryan Spencer sack of Montana quarterback John Edwards keyed a solid Furman defensive effort, but the Paladin offense could not deliver against the Grizzlies.

INDIVIDUAL STATISTICS

Rushing: F — Emerson 7-34, Ivory 12-33, Napier 12-30, Brigham 4-14, O'Neal 3-10, Means 1-0. M — Humphrey 30-142, Edwards 11-32, Malcom 2(-1).
Passing: F — Napier 10-26-2-172. M — Edwards 18-28-0-124.
Receiving: F — Thomas 4-75, Sansbury 3-31, Rinehart 3-31, West 1-17. M — Molden 10-74, Frederick 2-15, Oelkers 2-11, Humphrey 2-4, Oliver 1-20, Zikmund 1-0.
Field Goals: F — Marshall 0-1 (40NG). M — Snyder 2-4 (32NG, 35G, 38NG, 30G).
Defense: F — Bouton 12 (9 solo, 3 ast., 3 TFL, 1 Sack, 1 PBU), Smith 12 (8 solo, 4 ast, 1 TFL), Jackson 8 (6 solo, 2 ast., 1 PBU), Johnson 7 (4 solo, 3 ast.), Sperling 5 (1 solo, 4 ast., 1 TFL), Spencer 2 (2 solo, 1 TFL, 1 Sack). M — Huntsberger 10 (6 solo, 4 ast., 1 FR, 1 INT, 1 PBU), Robinson 7 (5 solo, 2 ast.), Bush 5 (4 solo, 1 ast., 1 TFL), DeCoite 5 (3 solo, 2 ast., 1 FF, 1 INT, 1 PBU), Orizotti 5 (1 solo, 4 ast., 2 Sacks).

SCORE BY QUARTERS

Montana	0	10	0	3	13
Furman	0	0	0	6	6

SCORING SUMMARY

- M — Yo Humphrey 2 run (Chris Snyder kick) 6:27-2Q
 16 plays, 99 yards, TOP 6:49 7- 0
- M — Chris Snyder 35 FG 0:53-2Q
 9 plays, 39 yards, TOP 3:11 10- 0
- M — Chris Snyder 30 FG 6:12-4Q
 13 plays, 46 yards, TOP 6:14 13- 10
- F — James Thomas 54 pass from Billy Napier 0:00-4Q (No PAT)
 1 play, 54 yards, TOP 0:09 13- 6

TEAM STATISTICS

	FUR	MON
First Downs	14	16
Rushing	39-121	43-173
Passing	172	124
C/Al	10-26-2	18-28-0
Total Offense	293	297
Fumbles-Lost	1-1	0-0
Penalties	5-22	5-28
Punts	7-38.7	6-40.7
Punt Returns	2-7	3-62
Kickoff Returns	4-44	1-17
Possession Time	28:09	31:51
Third Down Conversions	3-16	3-16
Fourth Down Conversions	3-3	1-2
Sacks By	2-14	2-4

FURMAN PALADINS FOOTBALL 2002



RUSHING	G	ATT	NET	YPC	TD	LNG	YPG
Ivory	13	296	1695	5.7	19	67	130.4
Brigham	15	49	407	8.3	2	65	27.1
Emerson	15	94	318	3.4	9	12	21.2
O'Neal	15	53	308	5.8	4	35	20.5
Rembert	15	42	228	5.4	0	27	15.2
Means	13	31	189	6.1	4	44	14.5
Napier	15	97	69	0.7	3	15	4.6
Tant	11	12	43	3.6	1	10	3.9
Bratton	15	3	20	6.7	0	11	1.3
Rinehart	15	3	14	4.7	0	15	0.9
West	14	2	9	4.5	0	20	0.6
Moore	10	11	2	0.2	0	9	0.2
Mathews	1	2	-1	-0.5	0	0	-1.0
Team	15	4	-16	-4.0	0	0	-1.1
Furman	15	699	3285	4.7	42	67	219.0
Opponents	15	592	2009	3.4	15	51	133.9

PASSING	G	ATT	COM	INT	PCT	YDS	TD	LNG	EFF	YPG
Napier	15	271	164	13	.605	2326	14	54	140.07	155.1
Moore	10	10	5	0	.500	63	1	22	135.92	6.3
Team	15	1	0	0	.000	0	0	0	0.00	0.0
Furman	15	282	169	13	.599	2389	15	54	139.42	159.3
Opponents	15	409	233	16	.570	2125	9	58	100.05	141.7

RECEIVING	G	REC	YDS	AVG	TD	LNG	YPG
Rinehart	15	47	749	15.9	8	49	49.9
Sansbury	15	44	609	13.8	2	47	40.6
Thomas	15	37	541	14.6	2	54	36.1
West	14	22	315	14.3	3	39	22.5
Ivory	13	12	80	6.7	0	11	6.2
Bratton	15	3	54	18.0	0	26	3.6
Ditto	2	1	14	14.0	0	14	7.0
Emerson	15	1	10	10.0	0	10	0.7
Sudderth	14	1	10	10.0	0	10	0.7
Brigham	15	1	7	7.0	0	7	0.5
Furman	15	169	2389	14.1	15	54	159.3
Opponents	15	233	2125	9.1	9	58	141.7

OFFENSE	G	ATT	YDS	TDR	YPA	YPG
Napier	15	368	2395	17	6.3	159.7
Ivory	13	296	1695	19	5.7	130.4
Brigham	15	49	407	2	8.3	27.1
Emerson	15	94	318	9	3.4	21.2
O'Neal	15	53	308	4	5.8	20.5
Rembert	15	42	228	0	4.8	15.2
Means	13	31	189	4	6.1	14.5
Moore	10	21	65	1	3.1	6.5
Tant	11	12	43	1	3.6	3.9
Bratton	15	3	20	0	6.7	1.3
Rinehart	15	3	14	0	4.7	0.9
West	14	2	9	0	4.5	0.6
Mathews	1	2	-1	0	-0.5	-1.0
Team	15	5	-16	0	-3.2	-1.1
Furman	15	981	5674	57	5.7	378.3
Opponents	15	1001	4134	24	4.1	275.6

SCORING	G	TD	XP	2PT	DXP	SAF	FG	PTS	PPG
Ivory	13	19	0-0	0-0	0	0	0-0	414	8.8
Marshall	15	0	55-60	0-0	0	0	14-18	97	6.5
Emerson	15	9	0-0	0-0	0	0	0-0	54	3.6
Rinehart	15	8	0-0	0-0	0	0	0-0	48	3.2
O'Neal	15	4	0-0	0-0	0	0	0-0	24	1.6
Means	13	4	0-0	0-0	0	0	0-0	24	1.8
Napier	15	3	0-0	0-0	0	0	0-0	18	1.2
Bratton	15	3	0-0	0-0	0	0	0-0	18	1.2
West	14	3	0-0	0-0	0	0	0-0	18	1.3
Thomas	15	2	0-0	0-0	0	0	0-0	12	0.8
Sansbury	15	2	0-0	0-0	0	0	0-0	12	0.8
Brigham	15	2	0-0	0-0	0	0	0-0	12	0.8
Cooper	15	1	0-0	0-0	0	0	0-0	6	0.4
Jackson	15	1	0-0	0-0	0	0	0-0	6	0.4
Tant	11	1	0-0	0-0	0	0	0-0	6	0.5
Rembert	15	1	0-0	0-0	0	0	0-0	6	0.4
Team	15	0	0-0	0-0	0	1	0-0	2	0.1
Furman	15	63	55-60	0-0	0	1	14-18	477	31.8
Opponents	15	25	22-23	1-2	0	1	15-20	221	14.7

FIELD GOALS	U-29	30-39	40-49	50+	LNG	TOT	PCT
Marshall	10-10	4-6	0-2	0-0	39	14-18	.778
Furman	10-10	4-6	0-2	0-0	39	14-18	.778
Opponents	4-4	7-10	3-5	1-1	51	15-20	.750

PUNTING	G	ATT	YDS	LNG	TB	FC	I20	BLK	AVG
Willis	15	57	2069	55	1	8	23	0	36.3
Furman	15	57	2069	55	1	8	23	0	36.3
Opponents	15	86	3245	71	7	13	17	5	37.7

KICKOFF RETURNS	G	RET	YDS	TD	LNG	AVG
Bratton	15	25	781	3	100	31.2
Lowery	12	4	59	0	20	14.8
O'Neal	15	4	76	0	36	19.0
Sudderth	14	3	15	0	9	5.0
Newton	15	2	25	0	18	12.5
West	14	2	21	0	13	10.5
Billingsly	15	1	3	0	3	3.0
Rembert	15	1	77	1	77	77.0
South	15	1	10	0	10	10.0
Tant	11	1	9	0	9	9.0
Furman	15	44	1076	4	100	24.5
Opponents	15	74	1561	0	62	21.1

PUNT RETURNS	G	RET	YDS	TD	LNG	AVG
Rinehart	15	19	130	0	16	6.8
West	14	16	158	0	22	9.9
Billingsly	15	1	13	0	13	13.0
Ritter	15	1	19	0	19	19.0
Rembert	15	1	8	0	8	8.0
Brigham	15	1	20	0	20	20.0
Thomas	15	0	38	0	38	0.0
Furman	15	39	386	0	38	9.9
Opponents	15	28	256	0	54	9.1

INTERCEPTIONS	G	INT	YDS	TD	LNG	IPG
Jackson	15	3	14	0	13	0.2
Smith	15	2	23	0	23	0.1
Johnson	15	2	26	0	22	0.1
Ritter	15	2	9	0	11	0.1
Thrft	14	2	13	0	13	0.1
Cooper	15	2	28	0	28	0.1
Billingsly	15	1	4	0	4	0.1
Bouton	15	1	10	0	10	0.1
South	15	1	0	0	0	0.1
Furman	15	16	127	0	28	1.1
Opponents	15	13	191	1	41	0.9

TEAM STATISTICS

	Furman	Opponents
TOTAL FIRST DOWNS	302	243
Rushing	175	125
Passing	109	105
Penalty	18	13
TURNOVERS	29	31
Fumbles-Lost	23-16	21-15
Had Intercepted	13	16
Turnover Ratio	1.93	2.06
Turnover Margin	+0.13	-0.13
PENALTIES-YARDS	61-478	91-728
NET PUNTING AVERAGE	31.8	33.2
THIRD DOWN CONVERSIONS	88-195	68-221
Conversion Percentage	.451	.308
FOURTH DOWN CONVERSIONS	13-19	18-39
Conversion Percentage	.684	.462
SACKS BY (Yards Lost)	38-(-238)	17-(-108)
AVERAGE TIME OF POSSESSION	29:59	30:01

SCORING BY QUARTERS

	1	2	3	4	OT	TOT	AVG
Furman	125	151	89	112	0	477	31.8
Opponents	58	83	22	58	0	221	14.7

FURMAN PALADINS FOOTBALL 2002

DEFENSIVE STATISTICS	G	PRI	AST	TOT	AVG	TFL	SACKS	CAU-FUM	FR	INT	PBU	BLK
Will Bouton, LB	15	103	38	141	9.4	24	(-69)	8.0 (-42)	2	3 (-12)	1	5
Shelvis Smith, SS	15	76	38	114	7.6	11	(-36)	1.0 (-10)	0	0	2	7
Josh Cooper, FS	15	69	30	99	6.6	1	(-2)	0.0	2	2 (-88)	2	6
John Thrift, LB	14	54	35	89	6.4	9	(-44)	6.0 (-39)	0	1	2	4
Sterling Frierson, LB	15	50	34	84	5.6	8	(-21)	1.0 (-10)	2	2	0	1
Richie Jackson, CB	15	61	17	78	5.2	5	(-11)	0.0	1	1 (-31)	3	13
Rodney Johnson, CB	15	40	18	58	3.9	4	(-9)	0.0	1	0	2	7
Cedrick Ritter, LB	15	29	28	57	3.8	4	(-20)	2.0 (-17)	1	0	2	4
Mike Killian, DE	15	32	22	54	3.6	5	(-25)	4.0 (-23)	0	1 (-18)	0	2
LeBryan Sperling, DT	14	29	24	53	3.8	8	(-15)	3.0 (-14)	2	1	0	1
Paul Billingsly, FS	15	29	16	45	3.0	3	(-9)	1.0 (-7)	0	0	1	4
Keito Whetstone, LB	15	23	19	42	2.8	1	(-1)	0.0	0	0	0	1
Andrew Knight, LB	15	26	13	39	2.6	1	(-3)	1.0 (-3)	0	0	0	0
Brandon Poole, DE	15	26	9	35	2.3	9	(-35)	3.0 (-13)	1	1	0	0
Daniel South, SS	15	24	10	34	2.3	0	0	0.0	0	0	1	1
Ryan Spencer, NG	10	23	4	27	2.7	6	(-25)	2.0 (-16)	0	0	0	0
Steve DeBeer, NG/DT	13	8	16	24	1.8	3	(-4)	0.5 (-2)	0	0	0	1
Cam Newton, FS	15	19	4	23	1.5	2	(-4)	0.0	0	1 (-6)	0	1
Chris Lowery, CB	15	11	3	14	0.9	1	(-11)	1.0 (-11)	0	0	0	1
Glenn Smith, DE	13	6	7	13	1.0	2	(-6)	1.0 (-6)	0	0	0	0
Travis Jones, DE	15	6	5	11	0.7	0	0	0.0	0	0	0	0
Brandon Berry, ST	15	6	4	10	0.7	0	0	0.0	0	0	0	0
Eddie Overdyke, DE	15	6	4	10	0.7	4	(-19)	3.0 (-18)	1	1	0	0
Brian Bratton, ST	15	7	2	9	0.6	0	0	0.0	0	0	0	0
T.J. Wilson, CB	13	6	2	8	0.6	0	0	0.0	0	0	0	1
Pete Stamas, NG	15	4	3	7	0.5	0	0	0.0	0	0	0	0
Michael Burant, DT	12	0	5	5	0.4	3	(-11)	1.0 (-7)	0	1	0	0
Bobby Wright, CB	15	4	1	5	0.3	0	0	0.0	0	0	0	0
Brian Kovach, ST	14	5	0	5	0.4	0	0	0.0	0	0	0	0
Brad Byars, ST	15	1	2	3	0.2	0	0	0.0	0	0	0	0
Danny Marshall, ST	15	1	0	1	0.1	0	0	0.0	0	0	0	0
Lamar Rembert, ST	15	0	0	0	0.0	0	0	0.0	0	0	0	1
Hindley Brigham, ST	15	0	0	0	0.0	0	0	0.0	0	0	0	0

OFFENSIVE LINE STATISTICS	PLAYS	0	1	2	3	4	PTS	AVG	%	KNCK	WIN	EXC	HIGH	(OPP)
Ben Bainbridge, OT	113	0	11	98	4	0	222	1.96	903	14	2	0	1.95	ELON
Steven Cain, OT	893	3	93	749	43	5	1740	1.95	892	89	13	1	2.03	LEH
James Justice, OG	14	0	2	12	0	0	26	1.86	857	1	1	0	0	
Trevor Kruger, OG	825	5	83	696	40	1	1599	1.94	893	101	11	2	2.01	CIT
Donnie Littlejohn, OT	894	0	89	755	44	6	1755	1.96	900	126	11	3	2.04	ELON
Josh McWhorter, OG	115	0	13	98	4	0	221	1.92	887	4	2	0	1.95	VMI
John Marks, OG	13	0	1	11	1	0	26	2.00	923	3	0	0	0	
Craig Morgan, C	108	0	14	87	7	0	209	1.94	870	12	1	0	1.93	VMI
Justin Price, OG	174	0	26	141	7	0	329	1.89	850	16	2	0	1.94	ELON
Marty Priore, OG	882	4	97	731	48	2	1711	1.94	885	130	13	2	2.04	PRES
Nick Stavrakis, OG	13	0	1	11	1	0	26	2.00	923	1	0	0	0	
Chris Stewart, C	904	0	59	802	37	6	1798	1.99	935	110	7	8	2.06	ELON
Joe Wilson, OT	115	2	14	94	5	0	217	1.89	860	6	1	0	1.93	VMI

Furman grades individual play execution on a scale of 0-4. "0" represents a blown assignment. "1" represents a poor block. "2" is a good block while a "3" is considered an excellent block. A "4" is a perfect block designation or "rhino" block, where a lineman puts his opponent on his back. The average grade is calculated by multiplying the number of blocks in a category by its point value, then dividing the total number of points accumulated in all five categories by the number of play participations. A 1.88-1.99 grade is considered a "winning" performance; a grade of 2.00 or better is considered "exceptional"; A player must have at least 20 plays in a game to qualify.

2001 FURMAN STARTING LINEUPS

	WYO	ELON	VMI	WCU	ASU	CIT	ETSU	GSU	WOF	UTC	PC	WKU	LU	GSU	MON
SE	Thomas	Thomas	Thomas	Thomas	Thomas	Thomas	Thomas	Thomas	Thomas	Thomas	Thomas	Thomas	Thomas	Thomas	Thomas
LT	Littlejohn	Littlejohn	Littlejohn	Littlejohn	Littlejohn	Littlejohn	Littlejohn	Littlejohn	Littlejohn	Littlejohn	Littlejohn	Littlejohn	Littlejohn	Littlejohn	Littlejohn
LG	Priore	Priore	Priore	Priore	Priore	Priore	Priore	Priore	Priore	Priore	Priore	Priore	Priore	Priore	Priore
C	Stewart	Stewart	Stewart	Stewart	Stewart	Stewart	Stewart	Stewart	Stewart	Stewart	Stewart	Stewart	Stewart	Stewart	Stewart
RG	Kruger	Kruger	Kruger	Kruger	Kruger	Kruger	Kruger	Kruger	Kruger	Kruger	Kruger	Kruger	Kruger	Kruger	Kruger
RT	Cain	Cain	Cain	Cain	Cain	Cain	Cain	Cain	Cain	Cain	Cain	Cain	Cain	Cain	Cain
TE	Sansbury	Sansbury	Sansbury	Sansbury	Sansbury	Sansbury	Sansbury	Sansbury	Sansbury	Sansbury	Sansbury	Sansbury	Sansbury	Sansbury	Sansbury
FLK	Rinehart	Rinehart	Rinehart	Rinehart	Rinehart	Rinehart	Rinehart	Rinehart	Rinehart	Rinehart	Rinehart	Rinehart	Rinehart	Rinehart	Rinehart
QB	Napier	Napier	Napier	Napier	Napier	Napier	Napier	Napier	Napier	Napier	Napier	Napier	Napier	Napier	Napier
FB	Emerson	Emerson	Emerson	Emerson	Emerson	Emerson	Emerson	Emerson	Emerson	Emerson	Emerson	Emerson	Emerson	Emerson	Emerson
TB	Ivory	Ivory	Ivory	Ivory	Ivory	Ivory	Ivory	Ivory	Ivory	Ivory	Ivory	Ivory	Rembert	O'Neal	Ivory
DE	Overdyke	Killian	Killian	Killian	Killian	Killian	Killian	Killian	Killian	Killian	Overdyke	Overdyke	Overdyke	Overdyke	Overdyke
NG	Spencer	Spencer	Spencer	Spencer	Spencer	Spencer	Spencer	Spencer	Spencer	Spencer	Stamas	Stamas	Spencer	Spencer	Spencer
DT	Sperling	Sperling	Sperling	Sperling	Sperling	Sperling	Billingsly*	Sperling	Sperling	Sperling	Sperling	Sperling	Sperling	Sperling	Sperling
DE	Poole	Poole	Poole	Poole	Poole	Poole	Poole	Poole	Poole	Poole	Poole	Poole	Poole	Poole	Poole
SLB	Thrift	Thrift	Thrift	Thrift	Thrift	Thrift	Thrift	Thrift	Thrift	Thrift	Thrift	Thrift	Thrift	Thrift	Whetstone
MLB	Bouton	Bouton	Bouton	Bouton	Bouton	Bouton	Bouton	Bouton	Bouton	Bouton	Bouton	Bouton	Bouton	Bouton	Bouton
WLB	Frierson	Frierson	Frierson	Frierson	Frierson	Frierson	Frierson	Frierson	Frierson	Frierson	Frierson	Frierson	Frierson	Frierson	Frierson
LCB	Jackson	Jackson	Jackson	Jackson	Jackson	Jackson	Jackson	Jackson	Jackson	Jackson	Jackson	Jackson	Jackson	Jackson	Jackson
RCB	Johnson	Johnson	Johnson	Johnson	Johnson	Johnson	Johnson	Johnson	Johnson	Johnson	Johnson	Johnson	Johnson	Johnson	Johnson
SS	Smith	Smith	Smith	Smith	Smith	Smith	Smith	Smith	Smith	Smith	Smith	Smith	Smith	Smith	Smith
FS	Cooper	Cooper	Cooper	Cooper	Cooper	Cooper	Cooper	Cooper	Cooper	Cooper	Cooper	Cooper	Cooper	Cooper	Cooper

* Furman starting defensive alignment vs. East Tennessee State featured three linemen (Killian, DeBeer, and Poole)

FURMAN PALADINS FOOTBALL 2002



Longest Run From Scrimmage	67,	Louis Ivory vs. W. Carolina	51,	Mark Myers, Ga. Southern (2G)
Longest Pass Completion	49,	Billy Napier to Bear Rinehart vs. Lehigh	58,	J.R. Revere to Derrick Owens, Ga. Southern (2G)
Longest Punt Return	38,	James Thomas vs. VMI	54,	Joseph Jefferson, W. Kentucky
Longest Kickoff Return	100,	Brian Bratton vs. Appalachian St. & Wofford	62,	Abdul Byron, Lehigh
Longest Interception Return	28,	Josh Cooper vs. Chattanooga	41,	Chris Edwards, Wofford
Longest Fumble Return	85,	Josh Cooper vs. VMI	7,	Jon Drummond, W. Kentucky
Longest Punt	55,	Lee Willis vs. Ga. Southern (2G)	71,	Bryan Claybourne, W. Kentucky
Best Punting Average	42.5	Lee Willis vs. Ga. Southern (2G)	45.3,	Aaron Bass, East Tennessee State
Longest Field Goal	39,	Danny Marshall vs. Wofford	51,	Peter Martinez, W. Kentucky
Most Rushing Attempts	34,	Louis Ivory vs. Presbyterian	31,	Derek Armah, Wyoming
Most Rushing Yards	198,	Louis Ivory vs. Wofford	158,	Adrian Peterson, Ga. Southern
Most Rushing Touchdowns	4,	Louis Ivory vs. Wofford & Presbyterian	2,	J.R. Revere, Ga. Southern
Most Pass Attempts	24,	Billy Napier vs. Wyoming	48,	Casey Bramlet, Wyoming
Most Pass Completions	17,	Billy Napier vs. Ga. Southern	33,	Todd Cunningham, Presbyterian
Most Passing Yards	218,	Billy Napier vs. Chattanooga	346,	Todd Cunningham, Presbyterian
Most Touchdown Passes	3,	Billy Napier vs. Chattanooga	4,	Todd Cunningham, Presbyterian
Most Total Offense Attempts	34,	Billy Napier vs. Ga. Southern	57,	Todd Cunningham, Presbyterian
Most Total Offense Yards	235,	Louis Ivory vs. Presbyterian	346,	Casey Bramlet, Wyoming
Most Passes Caught	7,	Billy Napier vs. Chattanooga	10,	Ryan McGuffey, Wyoming
Touchdown Passes Caught	2,	James Thomas vs. Wofford	2,	D.J. Humphries, Presbyterian
Most Pass Reception Yardage	120,	Trent Sansbury vs. Chattanooga	2,	D.J. Humphries, Presbyterian
Most Points Scored	24,	Isaac West vs. Appalachian State	134,	Ryan McGuffey, Wyoming
Most Touchdown Responsibilities	4,	Bear Rinehart vs. Chattanooga	12,	Jarvis Wallum, Wyoming
Most Touchdowns Scored	4,	Isaac West vs. Appalachian State	4,	J.R. Revere, Ga. Southern
Most PATs	8,	Louis Ivory vs. Wofford & Presbyterian	2,	D.J. Humphries, Presbyterian
Most Field Goals	3,	Billy Napier vs. Chattanooga	2,	Todd Cunningham, Presbyterian
Most Tackles	14,	Louis Ivory vs. Wofford & Presbyterian	2,	J.R. Revere, Ga. Southern
Most Interceptions	2,	Danny Marshall vs. VMI	4,	D.J. Humphries, Presbyterian
Most Sacks	4,	Danny Marshall vs. Elon	4,	Michael Wright, Presbyterian
		Josh Cooper vs. Ga. Southern	4,	Jarvis Wallum, Wyoming
		Josh Cooper vs. Chattanooga	14,	Kevin Howard, The Citadel
		Will Bouton vs. Lehigh	1,	by 11 players
			2,	by Corey Middlebrooks, Ga. Southern (2G)

OFFENSE

Points Scored	65,
Touchdowns Scored	9,
First Downs	31,
Rushing Attempts	64,
Rushing Yards	346,
Rushing Touchdowns	6,
Pass Attempts	31,
Pass Completions	17,
Passing Yards	218,
Had Intercepted	0,
Passing Touchdowns	3,
Total Plays	87,
Total Offense	494,
Average Gain Per Play	7.5,
Fumbles Lost	0,
Total Turnovers	0,
Punts	0,
Punt Return Yards	86,
Kickoff Return Yards	168,
Possession Time	37:48,
Third Down Conversion%	70.6% (12-17),
Quarterback Sacks Allowed	0,

BEST

vs. VMI	10,
vs. VMI	1,
vs. Presbyterian	9,
vs. Presbyterian	32,
vs. VMI	35,
vs. VMI & Presbyterian	1,
vs. Ga. Southern	10,
vs. Ga. Southern	6,
vs. Chattanooga	89,
by five opponents	2,
vs. Chattanooga	0,
vs. Presbyterian	45,
vs. Presbyterian	194,
vs. Lehigh	4.3,
vs. Elon, W. Carolina, Wofford, & Presbyterian	3,
vs. Elon & W. Carolina	3,
vs. VMI	8,
vs. East Tennessee State	7,
vs. VMI	34,
vs. Presbyterian	23:17,
vs. Presbyterian	9.1% (1-11),
by VMI, Wofford, Chattanooga, W. Kentucky	3,

WORST

vs. Ga. Southern	10,
vs. Ga. Southern	9,
vs. Appalachian State	32,
vs. Ga. Southern	35,
vs. Appalachian State	1,
vs. Appalachian State & Ga. Southern	10,
vs. VMI	6,
vs. W. Kentucky	89,
vs. VMI & W. Kentucky	2,
by four opponents	0,
vs. four opponents	45,
vs. Appalachian State	194,
vs. Appalachian State	4.3,
vs. The Citadel	3,
vs. Appalachian St., Citadel, Ga. Southern	3,
vs. Appalachian State	8,
vs. Presbyterian	7,
vs. W. Carolina	34,
vs. Wyoming	23:17,
vs. Appalachian State	9.1% (1-11),
by Appalachian State, Ga. Southern	3,

DEFENSE

Points Scored	7,
First Downs	11,
Rushing Attempts	10,
Rushing Yards	4,
Rushing Touchdowns	0,
Pass Attempts	5,
Pass Completions	3,
Passing Yards	27,
Interceptions	4,
Passing Touchdowns	0,
Total Plays	53,
Total Offense	160,
Average Gain Per Play	2.7,
Fumbles Recovered	2,
Total Turnovers	6,
Punts	11,
Punt Return Yards	-9,
Kickoff Return Yards	0,
Possession Time	22:12,
Third Down Conversion%	16.7% (2-12),
Quarterback Sacks	9,

BEST

by Elon, VMI, & The Citadel	28,
by Elon	23,
by Presbyterian	56,
by Presbyterian	276,
by four opponents	2,
by Ga. Southern	48,
by Elon	33,
by The Citadel	422,
vs. Elon	0,
by seven opponents	4,
by Ga. Southern	87,
by The Citadel	422,
by Appalachian State	6.0,
vs. five opponents	0,
by Elon	0,
by Appalachian State	5,
by Ga. Southern	63,
by Wyoming	250,
by Presbyterian	36:43,
by The Citadel	42.8% (9-21),
vs. Lehigh	0,

WORST

by Presbyterian	28,
by Wyoming	23,
by Ga. Southern	56,
by Ga. Southern	276,
by Appalachian State & Ga. Southern	2,
by Wyoming & Presbyterian	48,
by Presbyterian	33,
by Wyoming	422,
vs. four opponents	0,
by Presbyterian	4,
by Wyoming	87,
by Wyoming	422,
by Presbyterian	6.0,
vs. four opponents	0,
by Wyoming & W. Carolina	5,
by Wyoming	63,
by W. Kentucky	250,
by VMI	36:43,
by Wyoming	42.8% (9-21),
vs. Ga. Southern & Wofford	0,



FURMAN PALADINS FOOTBALL 2002

RUSHING	G	ATT	NET	YPC	TD	LNG	YPG
Ivory	11	251	1492	5.9	19	67	135.6
Brigham	11	17	230	13.5	2	65	20.9
Emerson	11	58	213	3.7	6	12	19.4
O'Neal	11	30	146	4.9	1	19	13.3
Means	9	19	129	6.8	3	44	14.3
Rembert	11	21	108	5.1	0	27	9.8
Tant	11	12	43	3.6	1	10	3.9
Napier	11	61	41	0.7	3	15	3.7
Bratton	11	3	20	6.7	0	11	1.8
Rinehart	11	2	12	6.0	0	15	1.1
Moore	8	11	2	0.2	0	9	0.3
Mathews	1	2	-1	-0.5	0	0	-1.0
West	10	1	-11	-11.0	0	0	-1.1
Team	11	4	-16	-4.0	0	0	-1.5
Furman	11	492	2408	4.9	35	67	218.9
Opponents	11	413	1373	3.3	10	34	124.8

PASSING	G	ATT	COM	INT	PCT	YDS	TD	LNG	EFF	YPG
Napier	11	207	129	9	623	1772	10	44	141.47	161.1
Moore	8	10	5	0	500	63	1	22	135.92	7.9
Team	11	1	0	0	000	0	0	0	0.00	0.0
Furman	11	218	134	9	615	1835	11	44	140.57	166.8
Opponents	11	327	183	14	560	1637	7	47	96.52	148.8

RECEIVING	G	REC	YDS	AVG	TD	LNG	YPG
Sansbury	11	36	479	13.3	2	42	43.5
Rinehart	11	34	519	15.3	6	44	47.2
Thomas	11	27	402	14.9	1	41	36.5
West	10	20	277	13.9	2	39	27.7
Ivory	11	12	80	6.7	0	11	7.3
Bratton	11	2	44	22.0	0	26	4.0
Ditto	2	1	14	14.0	0	14	7.0
Emerson	11	1	10	10.0	0	10	0.9
Sudderth	11	1	10	10.0	0	10	0.9
Furman	11	134	1835	13.7	11	44	166.8
Opponents	11	183	1637	8.9	7	47	148.8

OFFENSE	G	ATT	YDS	TDR	YPA	YPG
Napier	11	268	1813	13	6.8	164.8
Ivory	11	251	1492	19	5.9	135.6
Brigham	11	17	230	2	13.5	20.9
Emerson	11	58	213	6	3.7	19.4
O'Neal	11	30	146	1	4.9	13.3
Means	9	19	129	3	6.8	14.3
Rembert	11	21	108	0	5.1	9.8
Moore	8	21	65	1	3.1	8.1
Tant	11	12	43	1	3.6	3.9
Bratton	11	3	20	0	6.7	1.8
Rinehart	11	2	12	0	6.0	1.1
West	10	1	-11	0	-11.0	-1.1
Mathews	1	2	-1	0	-0.5	-1.0
Team	11	5	-16	0	-3.2	-1.1
Furman	11	710	4243	46	6.0	385.7
Opponents	11	740	3010	17	4.1	273.6

SCORING	G	TD	XP	2PT	DXP	SAF	FG	PTS	PPG
Ivory	11	19	0-0	0-0	0	0	0-0	114	10.4
Marshall	11	0	45-50	0-0	0	0	10-12	75	6.8
Rinehart	11	6	0-0	0-0	0	0	0-0	36	3.3
Emerson	11	6	0-0	0-0	0	0	0-0	36	3.3
Napier	11	3	0-0	0-0	0	0	0-0	18	1.6
Bratton	11	3	0-0	0-0	0	0	0-0	18	1.6
Means	9	3	0-0	0-0	0	0	0-0	18	2.0
West	10	2	0-0	0-0	0	0	0-0	12	1.2
Sansbury	11	2	0-0	0-0	0	0	0-0	12	1.1
Brigham	11	2	0-0	0-0	0	0	0-0	12	1.1
Thomas	11	1	0-0	0-0	0	0	0-0	6	0.5
Cooper	11	1	0-0	0-0	0	0	0-0	6	0.5
Rembert	11	1	0-0	0-0	0	0	0-0	6	0.5
O'Neal	11	1	0-0	0-0	0	0	0-0	6	0.5
Tant	11	1	0-0	0-0	0	0	0-0	6	0.5
Jackson	11	1	0-0	0-0	0	0	0-0	6	0.5
Team	11	0	0-0	0-0	0	1	0-0	2	0.2
Furman	11	52	45-50	0-0	0	1	10-12	389	35.4
Opponents	11	18	15-16	1-2	0	1	9-11	154	14.0

FIELD GOALS	U-29	30-39	40-49	50+	LNG	TOT	PCT
Marshall	6-6	4-5	0-1	0-0	39	10-12	.833
Furman	6-6	4-5	0-1	0-0	39	10-12	.833
Opponents	3-3	4-5	2-3	0-0	42	9-11	.818

PUNTING	G	ATT	YDS	LNG	TB	FC	I20	BLK	AVG
Willis	11	37	1277	51	1	5	14	0	34.5
Furman	11	37	1277	51	1	5	14	0	34.5
Opponents	11	64	2319	70	5	10	10	5	36.2

KICKOFF RETURNS	G	RET	YDS	TD	LNG	AVG
Bratton	11	14	521	3	100	37.2
Lowery	11	4	59	0	20	14.8
O'Neal	11	4	76	0	36	19.0
West	10	2	21	0	13	10.5
Sudderth	11	2	12	0	9	6.0
Rembert	11	1	77	1	77	77.0
South	11	1	10	0	10	10.0
Newton	11	1	18	0	18	18.0
Tant	11	1	9	0	9	9.0
Furman	11	30	803	4	100	26.8
Opponents	11	57	1173	0	53	20.6

PUNT RETURNS	G	RET	YDS	TD	LNG	AVG
West	10	16	158	0	22	9.9
Rinehart	11	10	91	0	16	9.1
Ritter	11	1	19	0	19	19.0
Billingsly	11	1	13	0	13	13.0
Rembert	11	1	8	0	8	8.0
Brigham	11	1	20	0	20	20.0
Thomas	11	0	38	0	38	0.0
Furman	11	30	347	0	38	11.6
Opponents	11	20	129	0	48	6.4

INTERCEPTIONS	G	INT	YDS	TD	LNG	IPG
Smith	11	2	23	0	23	0.2
Ritter	11	2	9	0	11	0.2
Cooper	11	2	28	0	28	0.2
Thrift	11	2	13	0	13	0.2
Johnson	11	2	26	0	22	0.2
Jackson	11	2	1	0	1	0.2
South	11	1	0	0	0	0.1
Bouton	11	1	10	0	10	0.1
Furman	11	14	110	0	28	1.3
Opponents	11	9	118	1	41	0.8

TEAM STATISTICS

	Furman	Opponents
TOTAL FIRST DOWNS	226	180
Rushing	125	87
Passing	88	82
Penalty	13	11
TURNOVERS	20	23
Fumbles-Lost	15-11	14-9
Had Intercepted	9	14
Turnover Ratio	1.81	2.09
Turnover Margin	+0.28	-0.28
PENALITIES-YARDS	46-385	75-600
NET PUNTING AVERAGE	31.0	30.8
THIRD DOWN CONVERSIONS	67-135	53-164
Conversion Percentage	496	323
FOURTH DOWN CONVERSIONS	6-12	13-30
Conversion Percentage	500	433
SACKS BY (Yards Lost)	25-(-150)	11-(-186)
AVERAGE TIME OF POSSESSION	29:44	30:16

SCORING BY QUARTERS

	1	2	3	4	OT	TOT	AVG
Furman	115	123	72	79	0	389	35.4
Opponents	34	56	16	48	0	154	14.0

FURMAN PALADINS FOOTBALL 2002



DEFENSIVE STATISTICS		G	PRI	AST	TOT	AVG	TFL	SACKS	CAU-FUM	FR	INT	PBU	BLK
Will Bouton, LB	11	67	27	94	8.5	10	(-16)	2.0	(-3)	1	2	1	5
Shelvis Smith, SS	11	60	31	91	8.1	9	(-24)	1.0	(-10)	0	0	2	7
John Thrift, LB	11	45	32	77	7.0	7	(-31)	5.0	(-27)	0	1	2	4
Josh Cooper, FS	11	50	22	72	6.5	1	(-2)	0.0		1	1	(-85)	2
Sterling Frierson, LB	11	38	24	62	5.6	6	(-18)	1.0	(-10)	1	0	2	7
Richie Jackson, CB	11	45	10	55	5.0	5	(-11)	0.0		1	1	(-31)	2
Rodney Johnson, CB	11	31	12	43	3.9	3	(-4)	0.0		1	0	2	7
Cedrick Ritter, LB	11	23	20	43	3.9	4	(-20)	2.0	(-17)	1	0	2	4
Mike Killian, DE	11	26	16	42	3.8	2	(-13)	2.0	(-13)	0	1	1	1
LeBryan Sperling, DT	10	22	15	37	3.7	7	(-15)	3.0	(-14)	1	1	(-18)	0
Andrew Knight, LB	11	24	13	37	3.4	1	(-3)	1.0	(-3)	0	0	0	0
Paul Billingsly, FS	11	22	14	36	3.3	3	(-9)	1.0	(-7)	0	0	0	2
Keito Wheatstone, LB	11	18	12	30	2.7	1	(-1)	0.0		0	0	0	1
Daniel South, SS	11	19	9	28	2.5	0		0.0		0	0	0	1
Brandon Poole, DE	11	18	5	23	2.1	5	(-20)	1.0	(-6)	0	1	1	0
Cam Newton, FS	11	18	4	22	2.0	2	(-4)	0.0		0	0	0	0
Steve DeBeer, NG/DT	9	6	15	21	2.3	3	(-4)	0.5	(-2)	0	0	0	0
Ryan Spencer, NG	6	12	3	15	2.5	6	(-16)	1.0	(-7)	0	0	0	1
Glenn Smith, DE	10	5	7	12	1.2	2	(-6)	1.0	(-6)	0	0	0	0
Chris Lowery, CB	8	8	3	11	1.4	0		0.0		0	0	0	0
Travis Jones, DE	11	6	4	10	0.9	0		0.0		0	0	0	1
Brandon Berry, ST	10	4	4	8	0.8	0		0.0		0	0	0	0
Brian Bratton, ST	11	6	2	8	0.7	0		0.0		0	0	0	0
Pete Stamas, NG	11	4	3	7	0.6	0		0.0		0	0	0	0
Eddie Overdyke, DE	11	4	2	6	0.5	3	(-18)	3.0	(-18)	1	0	0	0
Bobby Wright, CB	11	4	1	5	0.5	0		0.0		0	0	0	0
Michael Burant, DT	10	0	5	5	0.5	3	(-11)	1.0	(-7)	0	1	0	0
Brian Kovach, ST	11	4	0	4	0.4	0		0.0		0	0	0	0
T.J. Wilson, CB	9	3	1	4	0.4	0		0.0		0	0	0	0
Brad Byars, ST	11	1	1	2	0.2	0		0.0		0	0	0	1
Danny Marshall, ST	11	1	0	1	0.1	0		0.0		0	0	0	0
Lamar Rembert, ST	11	0	0	0	0.0	0		0.0		0	0	0	0
Hindley Brigham, ST	11	0	0	0	0.0	0		0.0		0	0	0	1

OFFENSIVE LINE STATISTICS		PLAYS	0	1	2	3	4	PTS	AVG	%	KNCK	WIN	EXC	HIGH	(OPP)
Ben Bainbridge, OT	110	0	11	95	4	0	0	213	1.94	.900	14	2	0	1.95	ELON
Steven Cain, OT	618	3	72	509	31	3	0	1195	1.93	.879	64	10	0	1.98	WOFF
James Justice, OG	14	0	2	12	0	0	0	26	1.86	.857	1	0	0	0	
Trevor Kruger, OG	551	5	57	463	26	0	0	1061	1.93	.887	70	8	1	2.01	CIT
Donnie Littlejohn, OT	619	0	59	527	30	3	0	1215	1.96	.905	98	8	2	2.04	VMI
Jon Marks, OG	13	0	1	11	1	0	0	26	2.00	.923	3	0	0	0	
Josh McWhorter, OG	111	0	13	94	4	0	0	213	1.92	.883	9	2	0	1.95	ELON
Craig Morgan, C	105	0	14	85	6	0	0	202	1.92	.867	11	1	0	1.93	VMI
Justin Price, OG	170	0	26	137	7	0	0	321	1.88	.847	15	2	0	1.94	VMI
Marty Priore, OG	608	3	66	504	33	2	0	1181	1.94	.887	98	9	2	2.04	PRES
Nick Stavrakis, OG	13	0	1	11	1	0	0	26	2.00	.923	1	0	0	0	
Chris Stewart, C	629	0	37	560	27	5	0	1258	2.00	.941	85	4	7	2.06	ELON
Joe Wilson, OT	112	2	0	14	91	5	0	211	1.88	.857	6	1	0	1.93	VMI

Furman grades individual play execution on a scale of 0-4. "0" represents a blown assignment. "1" represents a poor block. "2" is a good block while a "3" is considered an excellent block. A "4" is a perfect block designation or "rhino" block, where a lineman puts his opponent on his back. The average grade is calculated by multiplying the number of blocks in a category by its point value, then dividing the total number of points accumulated in all five categories by the number of play participations. A 1.88-1.99 grade is considered a "winning" performance; a grade of 2.00 or better is considered "exceptional"; A player must have at least 20 plays in a game to qualify.



Tight end Trent Sansbury (left) helped key Furman's come-from-behind 24-20 win over Western Kentucky in NCAA I-AA first round playoff action with this 47-yard third quarter reception.



Linebacker Will Bouton (right) proved to be rough on opposing quarterbacks in 2002, including Wofford's Travis Wilson.



FURMAN PALADINS FOOTBALL 2002

2001 SOUTHERN CONFERENCE FINAL STANDINGS

Team	Conference					Overall				
	W	L	Pct.	Pts.	Opp	W	L	Pct.	Pts.	Opp
Furman	7	1	.875	282	99	12	3	.800	477	221
Georgia Southern	7	1	.875	276	98	12	2	.857	525	215
Appalachian State	6	2	.750	227	153	9	4	.692	411	278
Western Carolina	5	3	.625	195	194	7	4	.636	280	231
East Tennessee State	4	4	.500	137	178	6	5	.545	193	226
Wofford	3	5	.375	197	204	4	7	.364	260	290
The Citadel	2	6	.250	134	140	3	7	.300	172	183
Chattanooga	1	7	.125	106	281	3	8	.273	217	338
VMI	1	7	.125	118	325	1	10	.091	164	446

TOTAL OFFENSE

	G	Rush	Pass	Plys	Yards	Avg	TD	Yds/G
Georgia Southern	11	3560	945	717	4505	6.3	48	409.5
Furman	11	2408	1835	710	4243	6.0	46	385.7
Appalachian State	11	2006	2182	782	4188	5.4	40	380.7
Western Carolina	11	2263	1886	778	4149	5.3	36	377.2
Wofford	11	2905	1137	795	4042	5.1	32	367.5
Chattanooga	11	1403	2120	757	3523	4.7	26	320.3
VMI	11	750	2360	771	3110	4.0	19	282.7
The Citadel	10	1888	813	650	2701	4.2	22	270.1
East Tennessee State	11	1134	1655	681	2789	4.1	21	253.5

TOTAL DEFENSE

	G	Rush	Pass	Plys	Yards	Avg	TD	Yds/G
Georgia Southern	11	1493	1382	722	2875	4.0	16	261.4
Appalachian State	11	1445	1528	695	2973	4.3	27	270.3
Furman	11	1373	1637	740	3010	4.1	17	273.6
Western Carolina	11	1895	1439	681	3334	4.9	26	303.1
East Tennessee State	11	2015	1654	783	3669	4.7	27	333.5
The Citadel	10	1831	1534	672	3365	5.0	23	336.5
Chattanooga	11	2012	1837	758	3849	5.1	39	349.9
Wofford	11	1713	2177	725	3890	5.4	32	353.6
VMI	11	2448	2397	825	4845	5.9	54	440.5

SCORING OFFENSE

	G	TD	XP	2XP	DXP	FG	Saf	Pts	Avg.
Georgia Southern	11	53	47	2	0	13	1	410	37.3
Furman	11	52	45	0	0	10	1	389	35.4
Appalachian State	11	43	34	1	0	15	4	347	31.5
Western Carolina	11	38	33	1	0	5	1	280	25.5
Wofford	11	34	31	1	0	7	1	260	23.6
Chattanooga	11	28	20	1	0	9	0	217	19.7
East Tennessee State	11	22	17	0	0	14	1	193	17.5
The Citadel	10	22	18	2	0	6	0	172	17.2
VMI	11	21	19	0	1	5	1	164	14.9

SCORING DEFENSE

	G	TD	XP	2XP	DXP	FG	Saf	Pts	Avg.
Georgia Southern	11	17	13	0	0	5	1	132	12.0
Furman	11	18	15	1	0	9	1	154	14.0
The Citadel	10	23	18	2	0	7	1	183	18.3
Appalachian State	11	29	24	0	0	5	0	213	19.4
East Tennessee State	11	27	21	2	0	13	0	226	20.5
Western Carolina	11	28	24	2	0	11	1	231	21.0
Wofford	11	36	35	0	0	13	0	290	26.4
Chattanooga	11	45	37	1	0	7	4	338	30.7
VMI	11	61	53	0	0	9	0	446	40.5

RUSHING OFFENSE

	G	Att	Yds	Avg	TD	Yds/G
Georgia Southern	11	616	3560	5.8	42	323.6
Wofford	11	637	2905	4.6	29	264.1
Furman	11	492	2408	4.9	35	218.9
Western Carolina	11	502	2263	4.5	25	205.7
The Citadel	10	504	1888	3.7	16	188.8
Appalachian State	11	471	2006	4.3	24	182.4
Chattanooga	11	384	1403	3.7	12	127.5
East Tennessee State	11	417	1134	2.7	12	103.1
VMI	11	345	750	2.2	10	68.2

RUSHING DEFENSE

	G	Rushes	Yards	Avg.	TD	Yds/G
Furman	11	413	1373	3.3	10	124.8
Appalachian State	11	425	1445	3.4	20	131.4
Georgia Southern	11	465	1493	3.2	9	135.7
Wofford	11	420	1713	4.1	20	155.7
Western Carolina	11	451	1895	4.2	21	172.3
Chattanooga	11	500	2012	4.0	18	182.9
The Citadel	10	417	1831	4.4	16	183.1
East Tennessee State	11	495	2015	4.1	20	183.2
VMI	11	535	2448	4.6	39	222.5

PASS OFFENSE

	G	Att	Cmp	Int	Pct.	Yds	Avg	TD	Yds/G
VMI	11	426	226	18	53.1	2360	5.5	9	214.5
Appalachian State	11	311	176	13	56.6	2182	7.0	16	198.4
Chattanooga	11	373	192	17	51.5	2120	5.7	14	192.7
Western Carolina	11	276	147	13	53.3	1886	6.8	11	171.5
Furman	11	218	134	9	61.5	1835	8.4	11	166.8
East Tennessee State	11	264	121	12	45.8	1655	6.3	9	150.5
Wofford	11	158	88	6	55.7	1137	7.2	3	103.4
Georgia Southern	11	101	40	3	39.6	945	9.4	6	85.9
The Citadel	10	146	73	7	50.0	813	5.6	6	81.3

PASS DEFENSE

	G	Att	Cmp	Int	Pct.	Yds	Avg	TD	Yds/G
Georgia Southern	11	257	135	13	52.5	1382	5.4	7	125.6
Western Carolina	11	230	109	13	47.4	1439	6.3	5	130.8
Appalachian State	11	270	129	9	47.8	1528	5.7	7	138.9
Furman	11	327	183	14	56.0	1637	5.0	7	148.8
East Tennessee State	11	288	146	14	50.7	1654	5.7	7	150.4
The Citadel	10	255	117	16	45.9	1534	6.0	7	153.4
Chattanooga	11	258	144	7	55.8	1837	7.1	21	167.0
Wofford	11	305	191	11	62.6	2177	7.1	12	197.9
VMI	11	290	181	8	62.4	2397	8.3	15	217.9

PASS EFFICIENCY

	G	Att	Cmp	Pct	Int	Yds	TD	Effic
Furman	11	218	134	.615	9	1835	11	140.6
Georgia Southern	11	101	40	.396	3	945	6	131.9
Appalachian State	11	311	176	.566	13	2182	16	124.1
Wofford	11	158	88	.557	6	1137	3	114.8
Western Carolina	11	276	147	.533	13	1886	11	114.4
Chattanooga	11	373	192	.515	17	2120	14	102.5
The Citadel	10	146	73	.500	7	813	6	100.7
East Tennessee State	11	264	121	.458	12	1655	9	100.7
VMI	11	426	226	.531	18	2360	9	98.1

PASS EFFICIENCY DEF

	G	Att	Cmp	Int	Pct.	Yds	TD	Effic
The Citadel	10	255	117	16	45.9	1534	7	92.9
Western Carolina	11	230	109	13	47.4	1439	5	95.8
Furman	11	327	183	14	56.0	1637	7	96.5
Georgia Southern	11	257	135	13	52.5	1382	7	96.6
Appalachian State	11	270	129	9	47.8	1528	7	97.2
East Tennessee State	11	288	146	14	50.7	1654	7	97.2
Wofford	11	305	191	11	62.6	2177	12	128.4
Chattanooga	11	258	144	7	55.8	1837	21	137.1
VMI	11	290	181	8	62.4	2397	15	143.4

TURNOVER MARGIN

	G	Fum	Int	Tot	Fum	Int	Tot	Mar	Per/G
East Tennessee State	11	13	14	27	7	12	19	+8	0.73
Georgia Southern	11	12	13	25	14	3	17	+8	0.73
Appalachian State	11	16	9	25	7	13	20	+5	0.45
Furman	11	9	14	23	11	9	20	+3	0.27
The Citadel	10	7	16	23	15	7	22	+1	0.10
Wofford	11	6	11	17	11	6	17	+0	0.00
Western Carolina	11	11	13	24	11	13	24	+0	0.00
Chattanooga	11	8	7	15	6	17	23	-8	-0.73
VMI	11	11	8	19	14	18	32	-13	-1.18

PUNTING

	G	Punts	Avg	Ret	Yds	Avg	Net/P
Georgia Southern	11	40	39.2	14	19	0.5	38.8
Wofford	11	48	42.0	19	237	4.9	37.1
The Citadel	10	57	39.0	21	138	2.4	36.6
Appalachian State	11	58	38.6	29	209	3.6	34.9
East Tennessee State	11	65	39.8	41	348	5.4	34.4
Chattanooga	11	72	40.0	42	502	7.0	33.0
Western Carolina	11	54	38.4	27	324	6.0	32.4
VMI	11	71	38.6	36	519	7.3	

FURMAN PALADINS FOOTBALL 2002



PUNT RETURNS	G	Ret	Yds	TD	Avg
East Tennessee State	11	16	203	0	12.7
Furman	11	30	347	0	11.6
Appalachian State	11	45	503	2	11.2
Chattanooga	11	30	326	1	10.9
Georgia Southern	11	29	289	1	10.0
The Citadel	10	23	225	0	9.8
VMI	11	29	226	0	7.8
Wofford	11	17	118	1	6.9
Western Carolina	11	23	78	0	3.4

KICKOFF RETURNS	G	Ret	Yds	TD	Avg
Furman	11	30	803	4	26.8
Appalachian State	11	34	747	0	22.0
VMI	11	63	1361	1	21.6
The Citadel	10	33	678	0	20.5
Chattanooga	11	44	892	0	20.3
East Tennessee State	11	44	755	0	17.2
Wofford	11	49	827	0	16.9
Western Carolina	11	34	559	0	16.4
Georgia Southern	11	29	471	0	16.2

KICKOFF COVERAGE	G	Ret	Yds	TD	Avg
Western Carolina	11	42	702	0	16.7
The Citadel	10	30	506	0	16.9
Georgia Southern	11	59	1030	0	17.5
Chattanooga	11	40	746	0	18.6
Appalachian State	11	53	1089	1	20.5
Furman	11	57	1173	0	20.6
East Tennessee State	11	40	844	0	21.1
VMI	11	27	593	2	22.0
Wofford	11	43	1075	1	25.0

FIRST DOWNS	G	Rush	Pass	Pen	Total
Western Carolina	11	126	84	17	227
Furman	11	125	88	13	226
Wofford	11	158	52	13	223
Appalachian State	11	116	85	18	219
Georgia Southern	11	181	28	9	218
Chattanooga	11	84	90	17	191
VMI	11	60	105	14	179
The Citadel	10	103	35	17	155
East Tennessee State	11	65	73	12	150

OPP 1ST DOWNS	G	Rush	Pass	Pen	Total
Georgia Southern	11	76	66	13	155
Appalachian State	11	74	59	24	157
The Citadel	10	92	72	13	177
Furman	11	87	82	11	180
Western Carolina	11	104	63	18	185
Chattanooga	11	104	82	12	198
Wofford	11	100	100	10	210
East Tennessee State	11	126	70	15	211
VMI	11	129	99	14	242

3D-CONVERSIONS	G	Conv	Att	Pct
Furman	11	67	135	49.6
Wofford	11	69	166	41.6
Western Carolina	11	67	163	41.1
Appalachian State	11	63	163	38.7
Georgia Southern	11	52	136	38.2
The Citadel	10	50	144	34.7
Chattanooga	11	55	170	32.4
East Tennessee State	11	52	162	32.1
VMI	11	50	166	30.1

OPP 3D CONVERSIONS	G	Conv	Att	Pct
Georgia Southern	11	41	162	25.3
Appalachian State	11	46	161	28.6
Western Carolina	11	45	141	31.9
Furman	11	53	164	32.3
The Citadel	10	59	151	39.1
Chattanooga	11	68	169	40.2
Wofford	11	58	142	40.8
VMI	11	66	159	41.5
East Tennessee State	11	75	171	43.9

4D-CONVERSIONS	G	Conv	Att	Pct
Georgia Southern	11	14	19	73.7
Western Carolina	11	19	26	73.1
Wofford	11	21	33	63.6
Furman	11	6	12	50.0
East Tennessee State	11	5	11	45.5
Appalachian State	11	8	18	44.4
The Citadel	10	8	18	44.4
Chattanooga	11	5	13	38.5
VMI	11	9	33	27.3

OPP 4D-CONVERSIONS	G	Conv	Att	Pct
Western Carolina	11	4	14	28.6
Furman	11	13	30	43.3
East Tennessee State	11	12	27	44.4
Chattanooga	11	9	18	50.0
Wofford	11	10	20	50.0
Georgia Southern	11	16	31	51.6
Appalachian State	11	9	16	56.2
The Citadel	10	8	14	57.1
VMI	11	12	20	60.0

TIME/POSSESSION	G	Total Time	Avg/G
Western Carolina	11	358:19	32:34
Appalachian State	11	357:07	32:27
Wofford	11	355:44	32:20
The Citadel	10	305:12	30:31
Furman	11	327:03	29:43
Chattanooga	11	323:56	29:26
East Tennessee State	11	321:09	29:11
Georgia Southern	11	312:50	28:26
VMI	11	312:15	28:23

PENALTIES	G	No	Yds
Furman	11	46	385
Wofford	11	58	475
The Citadel	10	69	518
VMI	11	59	540
Chattanooga	11	71	624
Western Carolina	11	82	646
East Tennessee State	11	80	656
Georgia Southern	11	71	663
Appalachian State	11	104	968

OPP PENALTIES	G	No	Yds
Appalachian State	11	87	782
Chattanooga	11	76	712
VMI	11	83	703
The Citadel	10	72	651
Furman	11	75	600
Georgia Southern	11	64	586
East Tennessee State	11	59	577
Wofford	11	63	516
Western Carolina	11	67	497

SACKS BY	G	Sacks	Yards
Appalachian State	11	32	258
Wofford	11	24	154
Georgia Southern	11	23	157
Furman	11	23	135
Western Carolina	11	20	132
Chattanooga	11	19	116
East Tennessee State	11	16	134
VMI	11	14	114
The Citadel	10	13	89

SACKS AGAINST	G	Sacks	Yards
Furman	11	11	86
Wofford	11	11	93
Georgia Southern	11	13	83
Appalachian State	11	15	94
Western Carolina	11	16	136
The Citadel	10	17	109
VMI	11	21	154
Chattanooga	11	23	168
East Tennessee State	11	35	234

FIELD GOALS	G	Made	Att	Pct
Furman	11	10	12	.833
Appalachian State	11	15	19	.789
Wofford	11	7	10	.700
East Tennessee State	11	14	21	.667
Georgia Southern	11	13	20	.650
VMI	11	5	8	.625
Western Carolina	11	5	9	.556
Chattanooga	11	9	17	.529
The Citadel	10	6	12	.500

PAT KICKING	G	Made	Att	Pct
Chattanooga	11	32	32	1.000
The Citadel	10	18	18	1.000
Wofford	11	31	32	.969
Georgia Southern	11	47	49	.959
VMI	11	19	20	.950
Western Carolina	11	33	36	.917
Furman	11	45	50	.900
Appalachian State	11	34	39	.872
East Tennessee State	11	17	20	.850
Chattanooga	11	20	26	.769



Furman led the Southern Conference in kickoff returns in 2001 thanks in large measure to Brian Bratton, who returned three kickoffs for touchdowns, including this one for 100 yards in a 45-14 victory over Wofford.



FURMAN PALADINS FOOTBALL 2002

RUSHING	Team	Cl	G	Att	Yds	Avg	TD	Yds/G
Louis Ivory	FUR	SR	11	251	1492	5.9	19	135.6
Adrian Peterson	GSU	SR	11	261	1459	5.6	18	132.6
Fred Boateng	WCU	SO	11	229	1225	5.3	12	111.4
Maurice Murphy	CIT	SR	10	200	949	4.7	8	94.9
Charles McNeill	UTC	SR	11	180	953	5.3	5	86.6
Melvin Jones	WOF	JR	11	194	905	4.7	10	82.3
J.R. Revere	GSU	SR	10	153	802	5.2	14	80.2
Jimmy Watkins	ASU	SR	10	109	741	6.8	8	74.1
Gene Cauthen	VMI	SR	11	187	710	3.8	4	64.5
Jerry Beard	ASU	JR	10	139	559	4.0	4	55.9

PASSING	Team	Cl	G	Att	Cmp	Int	Pct	Yds	TD	Avg/G
Joe Burchette	ASU	JR	11	295	167	11	56.6	2022	15	183.8
Billy Napier	FUR	JR	11	207	129	9	62.3	1772	10	161.1
Matt Wilhelm	ETSU	SR	11	244	112	12	45.9	1461	8	132.8
Chuck Spearman	UTC	SO	9	231	116	10	50.2	1173	3	130.3
Brian Gaither	WCU	SO	11	201	108	7	53.7	1411	8	128.3
Travis Wilson	WOF	SR	11	134	75	4	56.0	1028	3	93.5
J.R. Revere	GSU	SR	10	80	34	2	42.5	830	5	83.0
Mazzie Drummond	CIT	FR	10	137	68	7	49.6	732	4	73.2

PASS EFFICIENCY	Team	Cl	G	Att	Cmp	Int	Yds	Pct	TD	Eff
Joe Burchette	ASU	SO	10	207	127	6	61.4	1730	13	146.5
J.R. Revere	GSU	SR	10	80	34	2	42.5	830	5	145.3
Billy Napier	FUR	JR	11	207	129	9	62.3	1772	10	141.5
Joe Burchette	ASU	JR	11	295	167	11	56.6	2022	15	123.5
Travis Wilson	WOF	SR	11	134	75	4	56.0	1028	3	121.8
Brian Gaither	WCU	SO	11	201	108	7	53.7	1411	8	118.9
Matt Wilhelm	ETSU	SR	11	244	112	12	45.9	1461	8	97.2
Mazzie Drummond	CIT	FR	10	137	68	7	49.6	732	4	93.9
Chuck Spearman	UTC	SO	9	231	116	10	50.2	1173	3	88.5

TOTAL OFFENSE	Team	Cl	G	Rush	Pass	Plays	Total	Yds/G
Joe Burchette	ASU	JR	11	178	2022	372	2200	200.0
Billy Napier	FUR	JR	11	41	1772	268	1813	164.8
J.R. Revere	GSU	SR	10	802	830	233	1632	163.2
Matt Wilhelm	ETSU	SR	11	186	1461	354	1647	149.7
Louis Ivory	FUR	SR	11	1492	0	251	1492	135.6
Adrian Peterson	GSU	SR	11	1459	0	262	1459	132.6
Travis Wilson	WOF	SR	11	419	1028	244	1447	131.5
Brian Gaither	WCU	SO	11	21	1411	236	1432	130.2
Chuck Spearman	UTC	SO	9	-52	1173	254	1121	124.6
Fred Boateng	WCU	SO	11	1225	0	229	1225	111.4

RECEPTIONS/GAME	Team	Cl	G	Rec	Yds	TD	Avg/C	Rec/G
Cecil Moore	ETSU	JR	11	57	908	5	15.9	5.18
Pedro Garcia	VMI	JR	11	48	540	3	11.2	4.36
Michael Banks	WCU	JR	11	44	697	4	15.8	4.00
Kevin Solomon	VMI	JR	11	42	474	1	11.3	3.82
Lamont Seward	WCU	SO	11	36	524	2	14.6	3.27
Trent Sansbury	FUR	SR	11	36	479	2	13.3	3.27
Jeremy Grier	UTC	FR	11	36	396	3	11.0	3.27
John Puvogel	VMI	SO	11	35	348	3	9.9	3.18
S. Hayward	ASU	SO	11	34	544	4	16.0	3.09
Bear Rinehart	FUR	JR	11	34	519	6	15.3	3.09

RECEIVE YDS/GAME	Team	Cl	G	Rec	Yds	TD	Avg/C	Yds/G
Cecil Moore	ETSU	JR	11	57	908	5	15.9	82.5
Michael Banks	WCU	JR	11	44	697	4	15.8	63.4
S. Hayward	ASU	SO	11	34	544	4	16.0	49.5
Pedro Garcia	VMI	JR	11	48	540	3	11.2	49.1
Lamont Seward	WCU	SO	11	36	524	2	14.6	47.6
Bear Rinehart	FUR	JR	11	34	519	6	15.3	47.2
Trent Sansbury	FUR	SR	11	36	479	2	13.3	43.5
Kevin Solomon	VMI	JR	11	42	474	1	11.3	43.1
I. Goodpaster	WOF	JR	11	25	422	2	16.9	38.4
Cortez Rankin	UTC	JR	11	34	419	2	12.3	38.1

ALL PURPOSE	Team	Cl	G	Rush	Rev	PR	KR	Yds	Avg/G
Louis Ivory	FUR	SR	11	1492	80	0	0	1572	142.9
Adrian Peterson	GSU	SR	11	1459	12	0	0	1471	133.7
Fred Boateng	WCU	SO	11	1225	100	0	0	1325	120.5
Charles McNeill	UTC	SR	11	953	209	0	103	1265	115.0
Jimmy Watkins	ASU	SR	10	741	44	127	171	1083	108.3
Maurice Murphy	CIT	SR	10	949	86	0	0	1035	103.5
Cecil Moore	ETSU	JR	11	0	908	169	16	1093	99.4
Jesse McCoy	WOF	JR	11	530	226	0	321	1077	97.9
Kevin Solomon	VMI	JR	11	34	474	0	509	1017	92.5
Melvin Jones	WOF	JR	11	905	86	0	0	991	90.1

SCORING	Team	Cl	G	TD	XPT	FG	Pts	Pts/G
Louis Ivory	FUR	SR	11	19	0	0	114	10.4
Adrian Peterson	GSU	SR	11	18	2	0	110	10.0
J.R. Revere	GSU	SR	10	14	0	0	84	8.4
Scott Shelton	GSU	JR	11	0	44	12	80	7.3
Danny Marshall	FUR	SO	11	0	45	10	75	6.8
Fred Boateng	WCU	SO	11	12	2	0	74	6.7
Erik Rockhold	ASU	JR	9	0	21	10	51	5.7
Melvin Jones	WOF	JR	11	10	0	0	60	5.5
Jimmy Watkins	ASU	SR	10	9	0	0	54	5.4
Maurice Murphy	CIT	SR	10	8	2	0	50	5.0

SCORING (KICK)	Team	Cl	G	PATs	FGs	Pts	Pts/G
Scott Shelton	GSU	JR	11	44-46	12-19	80	7.3
Danny Marshall	FUR	SO	11	45-50	10-12	75	6.8
Erik Rockhold	ASU	JR	9	21-25	10-13	51	5.7
Darren Brown	WOF	SR	11	31-32	7-10	52	4.7
Nick Haas	CIT	SR	9	18-18	6-12	36	4.0
Ben Thompson	UTC	FR	10	16-20	7-14	37	3.7
Matt Sharpe	VMI	FR	9	18-18	4-5	30	3.3
Shon Rowser	WCU	FR	11	15-18	4-7	27	2.5
Scott Salmons	ETSU	SO	11	0-2	2-4	6	0.5
Matt Maxey	VMI	SO	11	1-2	1-3	4	0.4

FIELD GOALS	Team	Cl	G	FG	FGA	Pct	FG/G
Erik Rockhold	ASU	JR	9	10	13	76.9	1.11
Scott Shelton	GSU	JR	11	12	19	63.2	1.09
Danny Marshall	FUR	SO	11	10	12	83.3	0.91
Ben Thompson	UTC	FR	10	7	14	50.0	0.70
Nick Haas	CIT	SR	9	6	12	50.0	0.67
Darren Brown	WOF	SR	11	7	10	70.0	0.64
Matt Sharpe	VMI	FR	9	4	5	80.0	0.44
Shon Rowser	WCU	FR	11	4	7	57.1	0.36
Scott Salmons	ETSU	SO	11	2	4	50.0	0.18
Matt Maxey	VMI	SO	11	1	3	33.3	0.09

FIELD GOAL PCT	Team	Cl	G	FG	FGA	Long	Pct.
Danny Marshall	FUR	SO	11	10	12	39	83.3
Matt Sharpe	VMI	FR	9	4	5	32	80.0
Erik Rockhold	ASU	JR	9	10	13	44	76.9
Darren Brown	WOF	SR	11	7	10	35	70.0
Scott Shelton	GSU	JR	11	12	19	45	63.2
Shon Rowser	WCU	FR	11	4	7	41	57.1
Ben Thompson	UTC	FR	10	7	14	37	50.0
Nick Haas	CIT	SR	9	6	12	38	50.0
Scott Salmons	ETSU	SO	11	2	4	42	50.0
Matt Maxey	VMI	SO	11	1	3	24	33.3

PAT KICKING PCT	Team	Cl	G	Made	Att	Pct.
Matt Sharpe	VMI	FR	9	18	18	100.0
Nick Haas	CIT	SR	9	18	18	100.0
Darren Brown	WOF	SR	11	31	32	96.9
Scott Shelton	GSU	JR	11	44	46	95.7
Danny Marshall	FUR	SO	11	45	50	90.0
Erik Rockhold	ASU	JR	9	21	25	84.0
Shon Rowser	WCU	FR	11	15	18	83.3
Ben Thompson	UTC	FR	10	16	20	80.0
Matt Maxey	VMI	SO	11	1	2	50.0

FURMAN PALADINS FOOTBALL 2002



PUNTING	Team	CI	G	Punt	Yds	Avg
Jimmy Miner	WOF	SO	11	48	2016	42.0
Travis Grubb	UTC	JR	11	69	2877	41.7
Brent Barth	VMI	JR	11	64	2649	41.4
Aaron Bass	ETSU	SO	11	63	2585	41.0
Stanton Horne	WCU	SO	11	49	2005	40.9
Nate McKinney	ASU	JR	10	51	2072	40.6
Scott Shelton	GSU	JR	11	38	1527	40.2
Travis Zobel	CIT	SO	10	56	2225	39.7
Lee Willis	FUR	SR	11	37	1277	34.5

SACKS	Team	CI	G	UA	A	Yds	Total
Nick McNeil	WCU	SO	11	9	2	91	11
Tyler Unzicker	UTC	SR	11	8	2	54	10
Josh Jeffries	ASU	JR	11	6	3	55	9
Travis Stephens	CIT	SR	10	7	1	40	8
K.T. Stovall	ASU	SO	11	6	1	53	7
Anthony Jones	WOF	JR	11	7	0	25	7
Jason Hunter	ASU	FR	10	6	0	49	6
Hondre McNeil	WOF	SR	11	5	1	35	6
Josh Cain	UTC	JR	11	5	1	32	6
Leon Moore	ASU	JR	9	5	1	40	6

PUNT RETURNS	Team	CI	G	Ret	Yds	TD	Avg
Cecil Moore	ETSU	JR	11	13	169	0	13.0
Ant Williams	GSU	JR	10	28	282	1	10.1
Isaac West	FUR	FR	9	16	158	0	9.9
DaVon Fowlkes	ASU	FR	11	33	325	0	9.8
John Puvogel	VMI	SO	11	18	139	0	7.7
Chris Edwards	WOF	SR	10	11	81	0	7.4
Cortez Rankin	UTC	JR	11	15	97	0	6.5
Randy Thompson	WCU	SO	10	16	54	0	3.4

FUM FORCED	Team	CI	No
Ryan Watson	ASU	SR	4
Rod Dunlap	WCU	SO	4
F. Pesqueira	GSU	JR	3
K.T. Stovall	ASU	SO	3
John Brashear	WCU	SR	3
Matt Kluk	VMI	JR	3
Jason Hunter	ASU	FR	3
Wes Hunter	ASU	SR	3
Mike Cornegay	ETSU	SO	3
Chris Walsh	VMI	JR	3

FUM REC	Team	CI	No
Tyler Unzicker	UTC	SR	3
Justin Seaverns	ASU	SR	3
Derik Screen	VMI	SO	2
Travis Williams	ETSU	SO	2
Allen Davis	ETSU	FR	2
Jason Hunter	ASU	FR	2
Remi Awolowo	ASU	SR	2
Teddie Whitaker	WOF	SO	2
James Greene	CIT	FR	2
Will Bouton	FUR	SR	2

KICKOFF RETURNS	Team	CI	G	Ret	Yds	TD	Avg
Brian Bratton	FUR	FR	11	14	521	3	37.2
Jermame Little	ASU	FR	11	17	439	0	25.8
Titus Green	VMI	FR	10	26	634	0	24.4
Kevin Solomon	VMI	JR	11	21	509	1	24.2
Kenyon Doyle	CIT	JR	11	17	389	0	22.9
Jesse McCoy	WOF	JR	11	15	321	0	21.4
Cedric Vickers	UTC	FR	10	17	340	0	20.0
Rob Nichols	CIT	SR	10	11	208	0	18.9
Terry Copeland	ETSU	FR	11	16	299	0	18.7
Randy Thompson	WCU	SO	10	12	215	0	17.9

TACKLES	Team	CI	G	UA	A	Total	Avg/G	Sack
Josh Cain	UTC	JR	11	73	55	128	11.6	6
Travis Stephens	CIT	SR	10	67	41	108	10.8	8
Justin Seaverns	ASU	SR	10	58	47	105	10.5	1
Justin Fryer	WCU	JR	11	72	38	110	10.0	0
Derik Screen	VMI	SO	11	62	46	108	9.8	4
Matt Nelson	WOF	SO	11	75	28	103	9.4	0
Joe Scott	GSU	JR	11	65	35	100	9.1	1
Mike Cornegay	ETSU	SO	11	70	29	99	9.0	5
F. Pesqueira	GSU	JR	14	54	44	98	8.9	3
Kevin Howard	CIT	SR	10	47	39	86	8.6	1
Will Bouton	FUR	SR	11	67	27	94	8.5	2
Kevin Corley	CIT	FR	10	49	35	84	8.4	0
Shelvis Smith	FUR	SR	11	60	31	91	8.3	1
Pat Leach	WCU	SR	11	53	34	87	7.9	0
Chris Walsh	VMI	JR	11	42	44	86	7.8	2
Lamar Sales	CIT	JR	10	41	34	75	7.5	3
Blaz Ruzic	UTC	JR	10	32	42	74	7.4	1
Seth Hanssen	WCU	JR	11	58	23	81	7.4	0
Tyler Norman	WCU	FR	11	51	30	81	7.4	2
Rod Dunlap	WCU	SO	11	62	16	78	7.1	0
John Thrift	FUR	SR	11	45	32	77	7.0	5
Michael Ward	GSU	JR	11	30	46	76	6.9	3
Sam Smalls	ASU	SO	11	31	44	75	6.8	0
Josh Cooper	FUR	SR	11	50	22	72	6.5	0
Mike Youngblood	GSU	SR	11	35	37	72	6.5	4
Mike Bradley	VMI	JR	10	27	37	64	6.4	0
T.J. Rose	CIT	SO	10	38	24	62	6.2	2
Defly Mubangu	VMI	SR	11	42	23	65	5.9	0
Kevin Gause	CIT	SR	10	44	15	59	5.9	0
Keith Davis	ETSU	SO	9	31	19	50	5.6	1
Hondre McNeil	WOF	SR	11	39	22	61	5.5	6
Ryan Watson	ASU	SR	11	35	26	61	5.5	5
Tony Tiller	ETSU	SO	10	51	3	54	5.4	0
S. Frierson	FUR	SR	11	38	24	62	5.6	1
Matt Kluk	VMI	JR	11	35	23	58	5.3	3
Robert Mathis	WOF	JR	11	44	14	58	5.3	5
M. Harkley	ETSU	SO	10	38	14	52	5.2	1
G. Sensabaugh	ETSU	FR	11	42	15	57	5.2	3
Wes Hunter	ASU	SR	11	33	24	57	5.2	1
Allen Davis	ETSU	FR	11	42	14	56	5.1	0
Nathan Fuqua	WOF	JR	11	40	16	56	5.1	4
Richie Jackson	FUR	SR	11	45	10	55	5.0	0
Chase Corn	WOF	JR	11	31	24	55	5.0	3
Bryan Lamar	UTC	SO	11	36	18	54	4.9	0
David Young	GSU	JR	11	40	14	54	4.9	0
Nygel Rogers	ASU	SO	9	19	25	44	4.9	0
John Mannino	ASU	JR	11	20	33	53	4.8	4
Eric McIntire	GSU	FR	11	21	32	53	4.8	2
Derrick Butler	GSU	FR	10	30	18	48	4.8	0
Tyler Unzicker	UTC	SR	11	28	24	52	4.7	10

INTERCEPTIONS	Team	CI	G	Int	Yds	TD	IPG
Tony Tiller	ETSU	SO	10	7	102	0	0.70
Kevin Howard	CIT	SR	10	5	3	0	0.50
Nygel Rogers	ASU	SO	9	3	14	0	0.33
B.J. Jessup	WCU	SO	11	3	45	0	0.27
D. Plather	VMI	JR	11	3	38	0	0.27
Marquail Wells	WCU	SR	11	3	18	0	0.27
Roland Harris	WOF	JR	11	3	2	0	0.27
Andrew Knight	CIT	FR	9	2	0	0	0.22
Chris Edwards	WOF	SR	10	2	41	1	0.20
Justin Seaverns	ASU	SR	10	2	28	0	0.20

PASSES DEFENDED	Team	CI	Brup	Int	Total
Tony Tiller	ETSU	SO	13	7	20
Kevin Gause	CIT	SR	15	2	17
Marquail Wells	WCU	SR	10	3	13
Allen Davis	ETSU	FR	9	2	11
Dreck Cooper	GSU	SR	9	2	11
Kevin Corley	CIT	FR	8	2	10
Greg Knight	UTC	JR	8	2	10
Chris Edwards	WOF	SR	8	2	10
Ahmed Green	WCU	JR	9	1	10
Pat Leach	WCU	SR	8	1	9

TACKLES-FOR-LOSS	Team	CI	TFL	Yds
Derik Screen	VMI	SO	22	81
Tyler Unzicker	UTC	SR	18	77
Travis Stephens	CIT	SR	17	61
K.T. Stovall	ASU	SO	15	77
Nathan Fuqua	WOF	JR	14	39
Nick McNeil	WCU	SO	13	110
Anthony Jones	WOF	JR	13	40
Matt Kluk	VMI	JR	13	58
F. Pesqueira	GSU	JR	12	24
Josh Jeffries	ASU	JR	11	62



FURMAN PALADINS FOOTBALL 2002

AMERICAN FOOTBALL COACHES ASSOCIATION ALL-AMERICA (AFCA)

OT Donnie Littlejohn

SPORTS NETWORK ALL-AMERICA

OT Donnie Littlejohn (1st Team)
LB Will Bouton (1st Team)
TB Louis Ivory (2nd Team)
OG Marty Priore (2nd Team)
C Chris Stewart (2nd Team)
RS Brian Bratton (2nd Team)

ASSOCIATED PRESS ALL-AMERICA

OT Donnie Littlejohn (1st Team)
TB Louis Ivory (2nd Team)
OG Marty Priore (2nd Team)
LB Will Bouton (2nd Team)
RS Brian Bratton (3rd Team)

WALTER CAMP FOUNDATION ALL-AMERICA

OT Donnie Littlejohn
LB Will Bouton

FOOTBALL GAZETTE ALL-AMERICA

OT Donnie Littlejohn (1st Team)
Will Bouton (2nd Team)
Louis Ivory (2nd Team)
Brian Bratton (2nd Team)

VERIZON WIRELESS ACADEMIC ALL-DISTRICT

DL Steve DeBeer
TE Trent Sansbury
CB Rodney Johnson

NCAA I-AA ATHLETIC DIRECTORS ASSOCIATION (NACDA) ACADEMIC ALL-STAR TEAM

DB Rodney Johnson
TE Trent Sansbury

BLUE-GRAY ALL-STAR CLASSIC

TE Trent Sansbury

SOUTHERN CONFERENCE OFFENSIVE PLAYER-OF-THE-YEAR (Sports Media Association)

TB Louis Ivory

SOUTHERN CONFERENCE DEFENSIVE PLAYER-OF-THE-YEAR (Sports Media Association)

LB Will Bouton

SOUTHERN CONFERENCE FRESHMAN-OF-THE-YEAR (Sports Media Association)

RS Brian Bratton

SOUTHERN CONFERENCE JACOBS BLOCKING AWARD

OT Donnie Littlejohn

ALL-SOUTHERN CONFERENCE (Sports Media Association)

TB Louis Ivory (1st Team)
OT Donnie Littlejohn (1st Team)
OG Marty Priore (1st Team)
C Chris Stewart (1st Team)
TE Trent Sansbury (1st Team)
RS Brian Bratton (1st Team)
PK Danny Marshall (1st Team)
LB Will Bouton (1st Team)
DB Shelvis Smith (1st Team)
QB Billy Napier (2nd Team)
WR Bear Rinehart (2nd Team)
DL Ryan Spencer (2nd Team)
DL LeBryan Sperling (2nd Team)
LB John Thrift (2nd Team)
CB Richie Jackson (2nd Team)
CB Josh Cooper (2nd Team)

ALL-SOUTHERN CONFERENCE (Head Coaches)

TB Louis Ivory (1st Team)
C Chris Stewart (1st Team)
OG Marty Priore (1st Team)
OT Donnie Littlejohn (1st Team)
TE Trent Sansbury (1st Team)
RS Brian Bratton (1st Team)
LB Will Bouton (1st Team)
QB Billy Napier (2nd Team)
WR Bear Rinehart (2nd Team)
DL Ryan Spencer (2nd Team)
DB Richie Jackson (2nd Team)
DB Josh Cooper (2nd Team)

SOUTHERN CONFERENCE PLAYER-OF-THE-WEEK

TB Louis Ivory vs. Western Carolina
(Sept. 29-Offense)
LB Will Bouton vs. Appalachian State
(Oct. 6-Defense)
WR Isaac West vs. Appalachian State
(Oct. 6-Freshman)
QB Billy Napier vs. Chattanooga
(Nov. 17-Offense)
FS Josh Cooper vs. Chattanooga
(Nov. 17-Defense)
LB Cedrick Ritter vs. Presbyterian
(Nov. 24-Freshman)



Furman produced a school record six All-Americans in 2001.