

2005
OPPONENTS





2005 Furman Football

2005 FURMAN OPPONENTS / JACKSONVILLE STATE, WESTERN CAROLINA, SAMFORD

GAME 1 JACKSONVILLE STATE GAMECOCKS

September 1, 8:00 p.m. ET, Snow Memorial Stadium
Jacksonville, Alabama

Location: Jacksonville, Alabama
Founded: 1883
Enrollment: 9,061
Colors: Red White
Nickname: Gamecocks
Conference: Ohio Valley
Stadium (Capacity): Paul Snow Memorial (15,000)
Turf: ProGrass
President: Dr. William A Meehan
Director of Athletics: Jim Fuller
Head Coach: Jack Crowe (UAB '70)
Record at School (Years): 31-24 (5 Years)
Career Record (Years): 45-44 (7 Years)
Crowe Versus Furman: 0-1
Lamb Versus Jacksonville State: 1-0



Assistant Coaches: Kirk Botkin (Outside Linebackers, Special Teams), Brad McAbee (Offensive Line), Montressa Kirby (Quarterbacks), Fonnice Letson (Offensive Coordinator, Wide Receivers), Jimmy Ogle (Running Backs), Adam Ross (Tackles, Tight Ends), Greg Stewart (Defensive Coordinator, Linebackers), Matt Wannedbo (Secondary), Max Thurmond (Cornerbacks), Jeremy Sullivan (Defensive Line)
Offense: Multiple **Defense:** 52
Lettermen Lost: 20 **Lettermen Returning:** 42
Starters Lost: 8 **Starters Returning:** 16
2004 Overall Record: 9-2
2004 Ohio Valley Conference Record Finish: 7-1 (1st)
2004 Final National Ranking: 14 (Sports Network)
Series Record: Furman leads 1-0
In Greenville: 1-0
In Jacksonville: 0-0

2004 RESULTS (9-2, 7-1 OVC)

25	EMPORIA STATE	16	W
65	@ Chattanooga	20	W
30	@ Eastern Kentucky	23	W
35	MURRAY STATE	14	W
59	@ Tennessee-Martin	21	W
49	TENNESSEE STATE	35	W
13	@ Tennessee Tech	16	L
51	SAMFORD	18	W
31	@ Eastern Illinois	21	W
47	SOUTHEASTERN MISSOURI	9	W
7	@ Furman	49	L

2005 SCHEDULE

Sept. 1	FURMAN
Sept. 10	CHATTANOOGA
Sept. 17	@ UAB
Sept. 24	@ Southeast Missouri State
Oct. 1	EASTERN KENTUCKY
Oct. 8	@ Murray State
Oct. 15	TENNESSEE-MARTIN
Oct. 22	@ Tennessee State
Oct. 29	TENNESSEE TECH
Nov. 12	@ Samford
Nov. 19	EASTERN ILLINOIS

Football SID: Greg Seitz (gseitz@jsu.edu)
Office: (256) 782-5279; **Cell:** (256) 453-3377
Fax: (256) 782-5958; **Press Box:** (256) 782-5585
Web Site: www.jsugamecocksports.com

GAME 2 WESTERN CAROLINA CATAMOUNTS

September 10, 6:00 p.m. ET, E.J. Whitmire Stadium
Cullowhee, North Carolina

Location: Cullowhee, North Carolina
Founded: 1889
Enrollment: 8,600
Colors: Purple and Gold
Nickname: Catamounts
Conference: Southern
Stadium (Capacity): E.J. Whitmire (13,742)
Turf: AstroPlay
Chancellor: Dr. John W. Bardo
Athletic Director: Chip Smith
Head Coach: Kent Briggs (Western Carolina '79)
Record at School (Years): 14-20 (3 Years)
Career Record (Years): 14-20 (3 Years)
Briggs Versus Furman: 0-3
Lamb Versus Western Carolina: 3-0



Assistant Coaches: Matt Rhule (Assistant Head Coach, Special Teams, Offensive Line), Geoff Collins (Defensive Coordinator, Linebackers, Safeties), Clayton White (Cornerbacks), Myron Jackson (Defensive Line), Marty Lowe (Running Backs), David Napert (Linebackers), Marcus Satterfield (Wide Receivers), Geep Wade (Offensive Line and Tight Ends)
Offense: Spread **Defense:** 43
Lettermen Lost: 25 **Lettermen Returning:** 43
Starters Lost: 10 **Starters Returning:** 14
2004 Overall Record: 4-7
2004 SoCon Record (Finish): 3-5 (T6th)
2004 Final National Ranking: NR
Series Record: Furman leads 21-9-2
In Greenville: Furman leads 11-5-1
In Cullowhee: Furman leads 10-4-1

2004 RESULTS (4-7, 3-5 SoCon)

77	WEST VIRGINIA STATE	7	W
28	NICHOLLS STATE	7	W
0	@ Alabama	52	L
20	GARDNER-WEBB (OT)	26	L
10	@ Furman	31	L
16	GEORGIA SOUTHERN	38	L
12	@ Wofford	15	L
24	CHATTANOOGA	27	L
28	@ Elon	7	W
30	APPALACHIAN STATE	27	W
0	@ The Citadel	17	L

2005 SCHEDULE

Sept. 1	MARS HILL
Sept. 10	FURMAN
Sept. 17	@ Cincinnati
Oct. 24	@ Nicholls State
Oct. 1	THE CITADEL
Oct. 8	@ Georgia Southern
Oct. 22	@ Chattanooga
Oct. 29	ELON
Nov. 5	WOFFORD
Nov. 12	@ Appalachian State
Nov. 19	TBA

Football SID: Mike Cawood (cawood@email.wcu.edu)
Office: (828) 227-2339; **Home:** (828) 293-0710
Fax: (828) 227-7688; **Press Box:** (828) 227-2116
Web Site: www.catamountsports.com

GAME 3 SAMFORD BULLDOGS

September 17, 7:00 p.m. ET, Paladin Stadium
Greenville, South Carolina

Location: Birmingham, Alabama
Founded: 1841
Enrollment: 4,440
Colors: Red & Blue
Nickname: Bulldogs
Conference: Ohio Valley
Stadium (Capacity): Seibert (6,700)
Turf: Natural
President: Dr. Thomas E. Corts
Director of Athletics: Bob Roller
Head Coach: Bill Gray (Mississippi College '83)
Record at School (Years): 19-19 (Entering 4th full season)
Career Record (Years): 19-19 (Entering 4th full season)
Gray Versus Furman: 0-1
Lamb Versus Samford: 0-0



Assistant Coaches: Mike O'Toole (Assistant Head Coach, Defensive Coordinator, Defensive Backs), Brendt Bedsole (Running Backs), Shawn Gregory (Quarterbacks), Rick Herzog (Linebackers), Allen Rudolph (Offensive Line), Rory Segrest (Defensive Line), Adam Caine (Defensive Assistant), Aryvia Holmes (Offensive Assistant)
Offense: Multiple **Defense:** Multiple
Lettermen Lost: 16 **Lettermen Returning:** 45
Starters Lost: 7 **Starters Returning:** 17
2004 Overall Record: 4-7
2004 Ohio Valley Conference Record (Finish): 3-5 (T6th)
2004 Final National Ranking: NR
Series Record: Samford leads 5-4
In Greenville: Samford leads 3-2
In Birmingham: Tied 2-2

2004 RESULTS (4-7, 3-5 Ohio Valley)

34	WEST ALABAMA	20	W
7	@ Georgia Tech	28	L
10	FURMAN	45	L
48	@ Southeast Missouri State (40T)	51	L
36	EASTERN KENTUCKY (20T)	39	L
21	@ Murray State	24	L
34	TENNESSEE-MARTIN	20	W
42	TENNESSEE STATE (OT)	36	W
20	TENNESSEE TECH	7	W
18	@ Jacksonville State	51	L
14	EASTERN ILLINOIS	28	L

2005 SCHEDULE

Sept. 1	EDWARD WATERS
Sept. 10	@ Baylor
Sept. 17	@ Furman
Sept. 24	@ Eastern Illinois
Oct. 1	SOUTHEAST MISSOURI
Oct. 8	@ Eastern Kentucky
Oct. 15	MURRAY STATE
Oct. 22	@ Tennessee-Martin
Oct. 29	TENNESSEE STATE
Nov. 5	@ Tennessee Tech
Nov. 12	JACKSONVILLE STATE

Football SID: Joey Mullins (jmmullin1@samford.edu)
Office: (205) 726-2799; **Cell:** (205) 532-3477
Fax: (205) 726-2545; **Press Box:** (205) 726-2143
Web Site: www.samfordsports.com



2005 Furman Football

2005 FURMAN OPPONENTS / HOFSTRA, GARDNER-WEBB, APPALACHIAN STATE

GAME 4

HOFSTRA PRIDE

September 24, 2:00 p.m., ET, Paladin Stadium
Greenville, South Carolina

Location: Hempstead, New York
Founded: 1935
Enrollment: 13,400
Colors: Gold, White, and Blue
Nickname: Pride
Conference: Atlantic 10
Stadium (Capacity): Shuart (15,000)
Turf: Artificial
President: Stuart Rabinowitz
Director of Athletics: Jack Hayes
Head Coach: Joe Gardi (Pacific '68)
Record at School (Years): 112-58-2 (15 Years)
Career Record (Years): 112-58-2 (15 Years)
Gardi Versus Furman: 1-0
Lamb Versus Hofstra: 0-0



Assistant Coaches: Greg Gigantino (Associate Head Coach, Defensive Coordinator), Warren Ruggiero (Offensive Coordinator, Quarterbacks), Adam Brown (Defensive Line, Special Teams), Chip Garber (Defensive Backs), Bob McIntyre (Linebackers), Carlton Goff (Running Backs), Damiam Wroblewski (Offensive Line), Jime Elizondo (Wide Receivers)
Offense: Run & Shoot **Defense:** 43
Lettermen Lost: 16 **Lettermen Returning:** 54
Starters Lost: 6 **Starters Returning:** 18
2004 Overall Record: 5-6
2004 Atlantic 10 Conference Record (Finish): 3-5 (?)
2004 Final National Ranking: NR
Series Record: Hofstra leads 1-0
In Greenville: Hofstra leads 1-0
In Hempstead: 0-0

2004 RESULTS (5-6, 3-5 Atlantic 10)

45	ALBANY	0	W
23	@ Montana	41	L
62	RHODE ISLAND	43	W
21	@ James Madison	31	L
61	@ Stony Brook	21	W
19	DELAWARE	20	L
27	@ New Hampshire	33	L
48	RICHMOND	17	W
31	@ Maine	20	W
34	NORTHEASTERN (20T)	37	L
30	@ Massachusetts	40	L

2005 SCHEDULE

Sept. 10	@ Albany
Sept. 17	STONY BROOK
Sept. 24	@ Furman
Oct. 1	JAMES MADISON
Oct. 8	@ Delaware
Oct. 15	MAINE
Oct. 22	@ Richmond
Oct. 29	@ Rhode Island
Nov. 5	NEW HAMPSHIRE
Nov. 12	@ Northeastern
Nov. 19	MASSACHUSETTS

Football SID: Jim Sheehan (HPRJBS@hofstra.edu)
Office: (516) 463-6764; **Cell:** (516) 523-6692
Fax: (516) 463-5033; **Press Box:** TBA
Web Site: www.hofstra.edu/sports

GAME 5

GARDNER-WEBB BULLDOGS

October 1, 2:00 p.m. ET, Paladin Stadium
Greenville, South Carolina

Location: Boiling Springs, North Carolina
Founded: 1905
Enrollment: 3,900
Colors: Scarlet, Black, and White
Nickname: Bulldogs
Conference: Big South
Stadium (Capacity): Ernest W. Spangler (6,000)
Turf: Natural
President: Dr. Frank Campbell
Vice President/Athletics: Chuck Burch
Head Coach: Steve Patton (Furman '77)
Record at School (Years): 56-30 (8 Years)
Career Record (Years): 86-54-1 (12 Years)
Patton Versus Furman: 0-2
Lamb Versus Gardner-Webb: 2-0



Assistant Coaches: Will Holthouser (Assistant Head Coach, Defensive Coordinator), Joe Pizzo (Offensive Coordinator), Brian Daniels (Tight Ends), Will Friend (Offensive Line), Ian Cooper (Wide Receivers), Jimmy Lindsey (Defensive Line), Doug Kay (Secondary), Travis Cunningham (Secondary)
Offense: Multiple/Spread **Defense:** 43
Lettermen Lost: 22 **Lettermen Returning:** 41
Starters Lost: 9 **Starters Returning:** 14
2004 Overall Record: 5-6
2004 Big South Conference Record (Finish): 2-2
2005 Final National Ranking: NR
Series Record: Furman leads 2-0
In Greenville: Furman leads 1-0
In Boiling Springs: Furman leads 1-0

2004 RESULTS (5-6, 2-2 Big South)

26	@ Tennessee Tech	32	L
56	@ Morgan State	49	W
6	FURMAN	38	L
26	WESTERN CAROLINA	20	W
9	@ Liberty	17	L
25	@ Hampton	48	L
28	VMI	17	W
19	COASTAL CAROLINA	31	L
17	@ Wofford	49	L
18	@ Charleston Southern	0	W
52	SOUTHEAST LOUISIANA	34	W

2005 SCHEDULE

Sept. 3	UNION
Sept. 8	BELHAVEN
Sept. 24	TENNESSEE-MARTIN
Oct. 1	@ Furman
Oct. 8	HAMPTON
Oct. 15	@ Coastal Carolina
Oct. 22	@ VMI
Oct. 29	LIBERTY
Nov. 5	CHARLESTON SOUTHERN
Nov. 12	@ Savannah State
Nov. 19	WOFFORD

Football SID: Marc Rabb (mrabb@gardner-webb.edu)
Office: (704) 406-4355; **Cell:** (704) 974-3662
Fax: (704) 406-3523; **Press Box:** (704) 406-3576
Web Site: www.gwu.sports.com

GAME 6

APPALACHIAN STATE MOUNTAINEERS

October 8, 3:30 p.m. ET, Paladin Stadium
Greenville, South Carolina

Location: Boone, North Carolina
Founded: 1899
Enrollment: 14,800
Colors: Black and Gold
Nickname: Mountaineers
Conference: Southern
Stadium (Capacity): Kidd Brewer (16,650)
Turf: FieldTurf
Chancellor: Dr. Kenneth E. Peacock
Athletics Director: Charlie Cobb
Head Coach: Jerry Moore (Baylor '61)
Record at School (Years): 128-64 (16 Years)
Career Record (Years): 155-112-2 (23 Years)
Moore Versus Furman: 8-8
Lamb Versus Appalachian State: 0-3



Assistant Coaches: John Wiley (Defensive Coordinator/Secondary), Dale Jones (Linebackers), Mark Speir (Defensive Line), Jason Blalock (Defensive Assistant), Scott Satterfield (Quarterbacks), Shawn Elliott (Offensive Line), Chris Moore (Running Backs), Lonnie Galloway (Wide Receivers)
Offense: Multiple One Back **Defense:** 43
Lettermen Lost: 18 **Lettermen Returning:** 32
Starters Lost: 7 **Starters Returning:** 17
2004 Overall Record: 6-5
2004 SoCon Record (Finish): 4-3 (T3rd)
2004 Final National Ranking: NR
Series Record: Furman leads 20-11-3
In Greenville: Furman leads 12-4-1
In Boone: Furman leads 8-7-2

2004 RESULTS (6-5, 4-3 SoCon)

7	@ Wyoming	53	L
49	EASTERN KENTUCKY	21	W
28	THE CITADEL	14	W
35	@ Northwestern State	40	L
41	TEXAS STATE	34	W
30	FURMAN	29	W
7	@ Georgia Southern	54	L
38	WOFFORD	17	W
56	@ Chattanooga	59	L
48	ELON	7	W
27	@ Western Carolina	30	L

2005 SCHEDULE

Sept. 3	@ Eastern Kentucky
Sept. 10	@ Kansas
Sept. 17	COASTAL CAROLINA
Sept. 24	@ The Citadel
Oct. 8	@ Furman
Oct. 15	GEORGIA SOUTHERN
Oct. 22	@ Wofford
Oct. 29	CHATTANOOGA
Nov. 5	@ LSU
Nov. 12	WESTERN CAROLINA
Nov. 19	@ Elon

Football SID: Mike Flynn (flynnmh@appstate.edu)
Office: (828) 262-2845; **Cell:** (828) 964-6406
Fax: (828) 262-6106; **Press Box:** (828) 262-3172
Web Site: www.goasu.com



2005 Furman Football

2005 FURMAN OPPONENTS / THE CITADEL, ELON, GEORGIA SOUTHERN

GAME 7

THE CITADEL BULLDOGS

October 15, TBA p.m., ET, Johnson Hagood Stadium
Charleston, South Carolina

Location: Charleston, South Carolina
Founded: 1842
Enrollment: 1,800
Colors: Blue and White
Nickname: Bulldogs
Conference: Southern
Stadium (Capacity): Johnson Hagood (21,000)
Turf: Natural
President: Maj. Gen. John S. Grinalds, USMC Ret.
Athletics Director: Les Robinson
Head Coach: Kevin Higgins (West Chester '77)
Record at School (Years): 0-0 (1st Year)
Career Record (Years): 56-25-1 (7 Years)
Higgins Versus Furman: 0-0
Lamb Versus The Citadel: 2-1
Assistant Coaches: Maurice Drayton (Defensive Backs, Special Teams), Bob Fello (Special Teams), Ryan Hearn (Wide Receivers), Dick Hopkins (Defensive Coordinator, Defensive Backs), Kevin Olecki (Tight Ends), John Patterson (Offensive Line), Robert Pinilla (Defensive Line), Everette Sands (Running Backs), Roby Strange (Offensive Coordinator, Quarterbacks)
Offense: Spread Option **Defense:** 43
Lettermen Lost: 17 **Lettermen Returning:** 41
Starters Lost: 7 **Starters Returning:** 17
2004 Overall Record: 3-7
2004 SoCon Record (Finish): 2-5 (T5th)
2004 Final National Ranking: NR
Series Record: Furman leads 52-29-3
In Greenville: Furman leads 29-12
In Charleston: Furman leads 21-17-2
Neutral Sites: Furman leads 2-0-1



GAME 8

ELON PHOENIX

October 22, 2:00 p.m., ET, Paladin Stadium
Greenville, South Carolina

Location: Elon, North Carolina
Founded: 1889
Enrollment: 4,796
Colors: Maroon and Gold
Nickname: Phoenix
Conference: Southern
Stadium (Capacity): Rhodes (11,250)
Turf: Natural
President: Dr. Leo Lambert
Athletics Director: Dr. Alan White
Head Coach: Paul Hamilton (Appalachian State '81)
Record at School (Years): 3-8 (1 Year)
Career Record (Years): 41-49 (8 Years)
Hamilton Versus Furman: 3-5
Lamb Versus Elon: 3-0
Assistant Coaches: Dale Steele (Assistant Head Coach, Running Backs), Mark Collins (Defensive Coordinator, Inside Linebackers), Shane Burnham (Outside Linebackers), Jon Shields (Defensive Line), Nick Toth (Defensive Backs, Special Teams), Louis Clyburn (Offensive Line), Ron Antoine (Wide Receivers)
Offense: Multiple **Defense:** 34
Lettermen Lost: 18 **Lettermen Returning:** 43
Starters Lost: 5 **Starters Returning:** 19
2004 Overall Record: 3-8
2004 SoCon Record (Finish): 2-5 (T5th)
2004 Final National Ranking: NR
Series Record: Furman leads 7-1
In Greenville: Furman leads 6-1
In Elon: Furman leads 1-0



GAME 9

GEORGIA SOUTHERN EAGLES

November 5, 4:00, ET, Paulson Stadium
Statesboro, Georgia

Location: Statesboro, Georgia
Founded: 1906
Enrollment: 16,100
Colors: Blue & White
Nickname: Eagles
Conference: Southern
Stadium (Capacity): Allen E. Paulson (18,000)
Turf: Natural
President: Dr. Bruce F. Grube
Athletics Director: Sam Baker
Head Coach: Mike Sewak (Virginia '81)
Record at School (Years): 27-10 (3 Years)
Career Record (Years): 18-5 (3 Years)
Sewak Versus Furman: 2-1
Lamb Versus Georgia Southern: 1-2
Assistant Coaches: Mitch Ware (Offensive Coordinator, Quarterbacks), Joe Tresley (Defensive Coordinator, Linebackers), John Pate (Associate Head Coach, Defensive Line), Andre Curtis (Defensive Ends), Scot Sloan (Secondary), Doug Giacone (Secondary, Kickers), Brent Davis (Offensive Line), Chad Lunsford (Slotbacks), Ken Oxendine (Wide Receivers)
Offense: Triple Option **Defense:** 43
Lettermen Lost: 10 **Lettermen Returning:** 53
Starters Lost: 11 **Starters Returning:** 13
2004 Overall Record: 9-3
2004 SoCon Record (Finish): 6-1 (T1st)
2004 Final National Ranking: 10 (Sports Network)
Series Record: Ga. Southern leads 11-5
In Greenville: Ga. Southern leads 4-3
In Statesboro: Ga. Southern leads 6-1
Neutral Sites: Tied 1-1



2004 RESULTS (3-7, 2-5 SoCon)

CHARLESTON SOUTHERN (Cancelled)		
14	@ Appalachian State	28 L
3	@ Auburn	33 L
10	@ Duke	28 L
29	BENEDICT	10 W
14	@ Furman	33 L
7	GEORGIA SOUTHERN	42 L
17	@ Wofford	38 L
44	CHATTANOOGA	24 W
7	@ Elon	24 L
17	WESTERN CAROLINA	0 W

2005 SCHEDULE

Sept. 3	CHARLESTON SOUTHERN
Sept. 10	@ Florida State
Sept. 17	@ Western Carolina
Sept. 24	APPALACHIAN STATE
Oct. 8	@ Mississippi
Oct. 15	FURMAN
Oct. 22	@ Georgia Southern
Nov. 29	WOFFORD
Nov. 5	@ Chattanooga
Nov. 12	ELON
Nov. 19	@ VMI

Football SID: Kevin Rhodes (2rhodesk@citadel.edu)
Office: (843) 953-5120; **Cell:** (843) 708-9623
Fax: (864) 953-5058; **Press Box:** (843) 953-5004/5008
Web Site: www.citadelsports.com

2004 RESULTS (3-8, 2-5 SoCon)

13	TOWSON	34 L
49	DELAWARE STATE	13 W
17	@ North Carolina A&T	19 L
14	@ Georgia Southern	48 L
13	WOFFORD	27 L
35	@ Chattanooga	26 W
0	FURMAN	10 L
7	WESTERN CAROLINA	28 L
7	@ Appalachian State	48 L
24	THE CITADEL	7 W
17	@ Liberty	27 L

2005 SCHEDULE

Sept. 3	COASTAL CAROLINA
Sept. 10	@ Savannah State
Sept. 17	PRESBYTERIAN
Sept. 24	NORTH CAROLINA A&T
Oct. 1	GEORGIA SOUTHERN
Oct. 8	@ Wofford
Oct. 15	CHATTANOOGA
Oct. 22	@ Furman
Oct. 29	@ Western Carolina
Nov. 12	@ The Citadel
Nov. 19	APPALACHIAN STATE

Football SID: Matt Eviston (meviston@elon.edu)
Office: (336) 278-6711; **Home:** (336) 585-1175
Fax: (336) 278-6768; **Press Box:** (336) 278-6777
Web Site: www.elon.edu/athletics

2004 RESULTS (9-3, 6-1 SoCon)

28	@ Georgia	48 L
84	JOHNSON C. SMITH	3 W
58	WOFFORD	14 W
51	@ Chattanooga	17 W
48	ELON	14 W
38	@ Western Carolina	16 W
54	APPALACHIAN STATE	7 W
42	@ The Citadel	7 W
63	SOUTH DAKOTA STATE	7 W
22	@ Furman	29 L
53	@ Florida International	32 W
23	NEW HAMPSHIRE	27 L

2005 SCHEDULE

Sept. 3	@ Northeastern
Sept. 10	MCNEESE STATE
Sept. 17	@ Wofford
Sept. 24	CHATTANOOGA
Oct. 1	@ Elon
Oct. 8	WESTERN CAROLINA
Oct. 15	@ Appalachian State
Oct. 22	THE CITADEL
Oct. 29	@ South Dakota State
Nov. 5	FURMAN
Nov. 12	MOREHEAD STATE

Football SID: Patrick Osterman (posterman@georgiasouthern.edu)
Office: (912) 681-5522; **Cell:** (912) 531-0926
Fax: (912) 681-5059; **Press Box:** (912) 681-3896
Web Site: www.georgiasoutheagles.com

2005 Furman Football

2005 FURMAN OPPONENTS / WOFFORD, CHATTANOOGA

GAME 10

WOFFORD TERRIERS

November 12, 3:30 p.m., ET, Paladin Stadium
Greenville, South Carolina

GAME 11

CHATTANOOGA MOCS

November 19, 3:30 p.m. ET, Finley Stadium
Chattanooga, Tennessee

Location: Spartanburg, South Carolina
Founded: 1854
Enrollment: 1,100
Colors: Old Gold and Black
Nickname: Terriers
Conference: Southern (NCAA I-AA)
Stadium (Capacity): Gibbs (13,000)
Turf: Natural Grass
President: Dr. Benjamin B. Dunlap
Athletics Director: Richard Johnson
Head Coach: Mike Ayers (Georgetown, Ky. '74)
Record at School (Years): 110-80-1 (17 Years)
Career Record (Years): 121-101-2 (20 Years)
Ayers Versus Furman: 3-11-1
Lamb Versus Wofford: 2-1



Location: Chattanooga, Tennessee
Founded: 1886
Enrollment: 8,653
Colors: Navy, Old Gold, & Silver
Nickname: Mocs
Conference: Southern
Stadium (Capacity): Finley Stadium (20,688)
Turf: FieldTurf
Chancellor: Dr. Roger G. Brown
Director of Athletics: Steve Sloan
Head Coach: Rodney Allison (Texas Tech '80)
Record at School (Years): 5-18 (2 Years)
Career Record (Years): 5-18 (2 Years)
Allison Versus Furman: 0-2
Lamb Versus Chattanooga: 3-0



Assistant Coaches: Jimmy Brumbaugh (Defensive Line), Jason Greene (Tight Ends), Jeff Nixon (Running Backs), Ahren Self (Defensive Backs), Jason Simpson (Offensive Coordinator, Quarterbacks), Billy Taylor (Defensive Coordinator, Inside Linebackers), John Turner (Offensive Line), Justin Watts (Wide Receivers), Matt Wiekert (Outside Linebackers)
Offense: Wingbone **Defense:** 50
Lettermen Lost: 25 **Lettermen Returning:** 40
Starters Lost: 10 **Starters Returning:** 14
2004 Overall Record: 8-3
2004 SoCon Record (Finish): 4-3 (T3rd)
2003 Final National Ranking: 18 (Sports Network)
Series Record: Furman leads 47-24-7
In Greenville: Furman leads 28-9-5
In Spartanburg: Furman leads 19-15-2

2004 RESULTS (2-9, 2-5 SoCon)

21	@ Memphis	51	L
20	JACKSONVILLE STATE	65	L
17	GEORGIA SOUTHERN	51	L
21	@ Wofford	56	L
34	@ Tennessee Tech	52	L
26	ELON	35	L
27	@ Western Carolina	24	W
59	APPALACHIAN STATE	56	W
24	@ The Citadel	44	L
40	LIBERTY	43	L
31	@ Furman	51	L

2005 SCHEDULE

Sept. 3	TENNESSEE TECH
Sept. 10	@ Jacksonville State
Sept. 17	@ Memphis
Sept. 24	@ Georgia Southern
Oct. 1	WOFFORD
Oct. 8	@ Liberty
Oct. 15	@ Elon
Oct. 22	WESTERN CAROLINA
Nov. 29	@ Appalachian State
Nov. 5	THE CITADEL
Nov. 19	FURMAN

Football SID: Jeff Romero (Jeff-Romero@utc.edu)
Office: (423) 425-5292; **Cell:** (423) 503-8815
Fax: (423) 425-4610; **Press Box:** (423) 757-9332
Web Site: www.gamocs.com

2004 RESULTS (8-3, 4-3 SoCon)

24	@ South Carolina State	22	W
14	@ Georgia Southern	58	L
56	JOHNSON C. SMITH	0	W
56	CHATTANOOGA	21	W
27	@ Elon	13	W
15	WESTERN CAROLINA	12	W
17	@ Appalachian State	38	L
38	THE CITADEL	17	W
49	GARDNER-WEBB	17	W
24	FURMAN	31	L
19	@ VMI	18	W

2004 SCHEDULE

Sept. 3	GEORGETOWN (Ky.)
Sept. 10	@ West Virginia
Sept. 17	GEORGIA SOUTHERN
Oct. 1	@ Chattanooga
Oct. 8	ELON
Oct. 15	VMI
Oct. 22	APPALACHIAN STATE
Oct. 30	@ The Citadel
Nov. 6	@ Western Carolina
Nov. 13	@ Furman
Nov. 20	@ Gardner-Webb

Football SID: Mark Cohen (cohenm@wofford.edu)
Office: (864) 597-4093; **Home:** (864) 591-0981
Fax: (864) 597-4129; **Press Box:** (864) 597-4487
Web Site: www.wofford.edu/athletics

2005 SEASON TRAVEL HEADQUARTERS

JACKSONVILLE STATE



September 1
Best Western, Oxford, Alabama
(256) 831-3410

WESTERN CAROLINA



September 10
Holiday Inn Biltmore East, Asheville, N.C.
(828) 298-5611

THE CITADEL



October 15
Radisson Hotel Airport, North Charleston, S.C.
(843) 744-2501

GEORGIA SOUTHERN



November 5
Garden Hotel Historic Savannah, Savannah, Ga.
(912) 721-5000

CHATTANOOGA



November 19
The Chattanooga Marriott, Chattanooga, Tenn.
(423) 756-0002

2005 Furman Football

2005 FURMAN OPPONENTS / SERIES RESULTS

JACKSONVILLE STATE (1-0)

2004 .. W 49-7 ... GREENVILLE

WESTERN CAROLINA (21-9-2)

1971 .. W 21-14 ... GREENVILLE
 1972 ... L 15-20 .. Cullowhee
 1975 .. W 34-0 ... GREENVILLE
 1977 ... T 24-24 .. GREENVILLE
 1978 .. W 24-7 ... Cullowhee
 1979 .. W 23-14 .. GREENVILLE
 1980 .. W 28-14 .. Cullowhee
 1981 .. W 31-27 .. Cullowhee
 1982 .. W 12-6 ... GREENVILLE
 1983 ... T 17-17 .. Cullowhee
 1983 ... L 7-14 ... GREENVILLE
 1984 ... L 19-20 .. GREENVILLE
 1985 .. W 31-27 .. Cullowhee
 1986 ... L 13-19 .. GREENVILLE
 1987 ... L 14-20 .. Cullowhee
 1988 .. W 31-0 ... GREENVILLE
 1989 .. W 17-3 ... Cullowhee
 1990 .. W 42-9 ... GREENVILLE
 1991 .. W 42-14 .. Cullowhee
 1992 ... L 27-29 .. GREENVILLE
 1993 ... L 20-23 .. Cullowhee
 1994 ... L 24-35 .. GREENVILLE
 1995 .. W 31-21 .. Cullowhee
 1996 .. W 45-30 .. GREENVILLE
 1997 ... L 16-17 .. Cullowhee
 1998 .. W 31-7 ... GREENVILLE
 1999 .. W 27-19 .. Cullowhee
 2000 .. W 38-14 .. GREENVILLE
 2001 .. W 31-13 .. Cullowhee
 2002 .. W 24-23 .. GREENVILLE
 2003 .. W 19-13 .. Cullowhee
 2004 .. W 31-10 .. GREENVILLE

In Greenville: FUR leads 11-5-1
 In Cullowhee: FUR leads 10-4-1

SAMFORD (4-5)

1961 .. W 21-14 ... GREENVILLE
 1962 ... L 7-14 ... GREENVILLE
 1966 ... L 7-17 ... GREENVILLE
 1967 ... L 28-42 .. Birmingham
 1968 ... L 12-17 .. GREENVILLE
 1969 ... L 14-34 .. Birmingham
 1997 .. W 29-10 .. Birmingham
 1998 .. W 34-24 .. GREENVILLE
 2004 .. W 45-10 .. Birmingham

In Greenville: SAM leads 3-2
 In Birmingham: Tied 2-2

HOFSTRA (0-1)

2000 ... L 24-31 .. GREENVILLE

GARDNER-WEBB (2-0)

2003 .. W 45-0 ... GREENVILLE
 2004 .. W 38-6 ... Boiling Springs

In Greenville: FUR leads 2-0
 In Boiling Springs: FUR leads 1-0

APPALACHIAN STATE (20-11-3)

1971 ... T 0-0 ... GREENVILLE
 1972 .. W 20-17 .. Boone

1973 .. W 17-0 ... GREENVILLE
 1974 ... L 3-27 ... Boone
 1975 .. W 30-23 .. GREENVILLE
 1976 ... T 14-14 .. Boone
 1977 .. W 28-20 .. GREENVILLE
 1978 .. W 52-34 .. Boone
 1979 .. W 31-17 .. GREENVILLE
 1980 .. W 21-20 .. Boone
 1981 .. W 22-18 .. GREENVILLE
 1982 .. W 27-21 .. Boone
 1983 .. W 49-0 ... GREENVILLE
 1984 ... L 14-21 .. Boone
 1985 .. W 21-7 ... GREENVILLE
 1986 ... T 17-17 .. Boone
 1987 ... L 8-16 ... GREENVILLE
 1988 .. W 24-9 ... Boone
 1989 .. W 31-6 ... GREENVILLE
 1990 .. W 30-7 ... Boone
 1991 ... L 23-26 .. GREENVILLE
 1992 .. W 16-13 .. Boone
 1993 .. W 27-21 .. GREENVILLE
 1994 ... L 6-30 ... Boone
 1995 ... L 28-41 .. GREENVILLE
 1996 .. W 20-14 .. Boone
 1997 .. W 24-22 .. GREENVILLE
 1998 ... L 13-26 .. Boone
 1999 .. W 35-21 .. GREENVILLE
 2000 ... L 17-18 .. Boone
 2001 .. W 28-22 .. GREENVILLE
 2002 ... L 15-16 .. Boone
 2003 ... L 10-13 .. GREENVILLE
 2004 ... L 29-30 .. Boone

In Greenville: FUR leads 12-4-1
 In Boone: FUR leads 8-7-2

THE CITADEL (52-29-3)

1913 ... L 0-75 ... Charleston
 1919 .. W 21-6 ... GREENVILLE
 1920 .. W 21-6 ... Charleston
 1921 .. W 42-0 ... GREENVILLE
 1922 .. W 28-0 ... Florence
 1923 .. W 30-14 .. GREENVILLE
 1924 ... L 0-6 ... Charleston
 1925 .. W 7-0 ... GREENVILLE
 1926 .. W 7-0 ... Charleston
 1927 .. W 6-0 ... Charleston
 1928 .. W 13-0 ... GREENVILLE
 1929 ... T 0-0 ... Charleston
 1930 .. W 31-6 ... GREENVILLE
 1931 .. W 33-7 ... Charleston
 1932 .. W 20-0 ... Orangeburg
 1933 .. W 14-0 ... GREENVILLE
 1934 .. W 6-0 ... Charleston
 1935 .. W 35-0 ... GREENVILLE
 1936 .. W 13-7 ... GREENVILLE
 1937 ... L 0-8 ... Charleston
 1938 ... L 6-9 ... GREENVILLE
 1939 .. W 7-0 ... Charleston
 1940 .. W 36-7 ... GREENVILLE
 1941 ... T 13-13 .. Charleston
 1942 ... W 20-0 ... GREENVILLE
 1946 .. W 14-0 ... Charleston
 1947 .. W 7-0 ... GREENVILLE
 1948 .. W 9-0 ... GREENVILLE
 1949 .. W 19-7 ... Charleston
 1950 .. W 21-7 ... GREENVILLE
 1951 .. W 35-14 .. Orangeburg
 1952 ... T 7-7 ... Orangeburg
 1953 .. W 27-0 ... Charleston
 1954 .. W 31-20 .. GREENVILLE
 1955 ... L 19-25 .. Charleston

1956 .. W 7-0 ... GREENVILLE
 1957 ... L 14-18 .. Charleston
 1958 ... L 6-24 ... GREENVILLE
 1959 ... L 14-18 .. Charleston
 1960 ... L 6-7 ... GREENVILLE
 1961 ... L 8-9 ... Charleston
 1962 .. W 33-25 .. GREENVILLE
 1963 .. W 34-25 .. Charleston
 1964 ... L 0-17 ... GREENVILLE
 1965 ... L 0-28 ... Charleston
 1966 ... L 6-10 ... GREENVILLE
 1967 .. W 14-6 ... Charleston
 1968 ... L 12-31 .. GREENVILLE
 1969 ... L 21-37 .. Charleston
 1970 ... W 28-21 .. GREENVILLE
 1971 ... L 33-35 .. Charleston
 1972 ... L 13-19 .. GREENVILLE
 1973 ... L 21-26 .. Charleston
 1974 ... L 0-24 ... GREENVILLE
 1975 ... L 9-13 ... Charleston
 1976 ... L 16-17 .. GREENVILLE
 1977 ... L 3-10 ... Charleston
 1978 .. W 17-13 .. GREENVILLE
 1979 .. W 45-44 .. Charleston
 1980 .. W 28-15 .. GREENVILLE
 1981 ... L 18-35 .. Charleston
 1982 .. W 27-0 ... GREENVILLE
 1983 .. W 49-21 .. Charleston
 1984 .. W 42-14 .. GREENVILLE
 1985 .. W 42-0 ... Charleston
 1986 .. W 37-14 .. GREENVILLE
 1987 .. W 58-13 .. Charleston
 1988 .. W 30-17 .. GREENVILLE
 1989 .. W 44-9 ... Charleston
 1990 .. W 30-17 .. GREENVILLE
 1991 ... L 6-10 ... Charleston
 1992 ... L 14-20 .. GREENVILLE
 1993 ... L 10-20 .. Charleston
 1994 ... L 44-52 .. GREENVILLE
 1995 .. W 24-3 ... Charleston
 1996 .. W 35-25 .. GREENVILLE
 1997 .. W 21-7 ... Charleston
 1998 ... L 24-25 .. GREENVILLE
 1999 .. W 31-17 .. Charleston
 2000 .. W 33-7 ... GREENVILLE
 2001 .. W 30-7 ... Charleston
 2002 .. W 37-10 .. GREENVILLE
 2003 ... L 9-10 ... Charleston
 2004 .. W 33-14 .. GREENVILLE

In Greenville: FUR leads 29-12-0
 In Charleston: FUR leads 21-17-2
 Neutral Sites: FUR leads 2-0-1

ELON (7-1)

1920 .. W 33-0 ... GREENVILLE
 1997 .. W 38-20 .. GREENVILLE
 1999 ... L 22-24 .. GREENVILLE
 2000 .. W 16-3 ... GREENVILLE
 2001 .. W 46-7 ... GREENVILLE
 2002 .. W 57-7 ... GREENVILLE
 2003 .. W 24-7 ... GREENVILLE
 2004 .. W 10-0 ... Elon

In Greenville: FUR leads 6-1
 In Elon: FUR leads 1-0

GEORGIA SOUTHERN (5-11)

1985 ... L 42-44 ... Tacoma, WA
 1988 .. W 17-12 ... Pocatello, ID
 1992 ... L 0-21 ... GREENVILLE

1993 ... L 19-31 .. Statesboro
 1994 ... L 26-31 .. GREENVILLE
 1995 ... L 20-27 .. Statesboro
 1996 .. W 21-14 .. GREENVILLE
 1997 ... L 13-30 .. Statesboro
 1998 ... L 17-45 .. GREENVILLE
 1999 ... L 38-41 .. Statesboro
 2000 .. W 45-10 .. GREENVILLE
 2001 ... L 10-20 .. Statesboro
 W 24-17 .. Statesboro
 2002 ... L 21-42 .. GREENVILLE
 2003 ... L 24-49 .. Statesboro
 2004 .. W 29-22 .. GREENVILLE

In Greenville: GSU leads 4-3
 In Statesboro: GSU leads 6-1
 Neutral Sites: Tied 1-1

WOFFORD (47-24-7)

1889 ... L 1-5 ... Spartanburg
 L 1-2 ... GREENVILLE
 1890 .. W 12-0 ... Spartanburg
 W 28-2 ... GREENVILLE
 1893 .. W 18-4 ... GREENVILLE
 1895 ... L 0-44 ... Spartanburg
 1896 ... L 0-6 ... Spartanburg
 1900 ... T 0-0 ... Spartanburg
 L 5-6 ... GREENVILLE
 1901 .. W 17-0 ... GREENVILLE
 1914 .. W 19-12 .. GREENVILLE
 1915 .. W 25-0 ... GREENVILLE
 1916 ... L 7-9 ... Spartanburg
 1917 .. W 18-3 ... GREENVILLE
 1918 .. W 7-0 ... Spartanburg
 1919 .. W 7-6 ... GREENVILLE
 1920 .. W 69-0 ... Spartanburg
 1921 .. W 62-0 ... GREENVILLE
 1922 .. W 41-0 ... Spartanburg
 1928 .. W 26-0 ... GREENVILLE
 1929 .. W 25-6 ... Spartanburg
 1930 .. W 14-0 ... Spartanburg
 1931 .. W 20-0 ... GREENVILLE
 1932 .. W 24-0 ... Spartanburg
 1933 .. W 38-0 ... GREENVILLE
 1934 .. W 13-0 ... Spartanburg
 1935 .. W 29-0 ... GREENVILLE
 1936 .. W 31-0 ... Spartanburg
 1937 .. W 58-0 ... GREENVILLE
 1941 .. W 40-19 .. GREENVILLE
 1946 .. W 31-0 ... GREENVILLE
 1947 .. W 20-6 ... Spartanburg
 1948 ... T 7-7 ... GREENVILLE
 1950 ... T 13-13 .. GREENVILLE
 1951 ... L 12-14 .. Spartanburg
 1952 .. W 29-21 .. GREENVILLE
 1953 .. W 7-6 ... Spartanburg
 1954 ... L 0-19 ... GREENVILLE
 1955 ... L 6-27 ... Spartanburg
 1956 ... L 6-18 ... GREENVILLE
 1957 ... L 12-13 .. Spartanburg
 1958 .. W 40-39 .. GREENVILLE
 1959 ... L 3-6 ... Spartanburg
 1960 .. W 41-26 .. GREENVILLE
 1961 .. W 12-7 ... Spartanburg
 1962 .. W 34-21 .. GREENVILLE
 1963 .. W 21-19 .. Spartanburg
 1964 ... L 14-21 .. GREENVILLE
 1965 ... L 13-35 .. Spartanburg
 1966 ... T 15-15 .. GREENVILLE
 1967 .. W 21-20 .. Spartanburg
 1968 ... L 7-13 ... Spartanburg
 L 7-21 ... GREENVILLE

1969 ... L 7-49 ... Spartanburg
 L 21-31 .. GREENVILLE
 1970 ... L 13-28 .. GREENVILLE
 1971 ... L 0-27 ... Spartanburg
 1972 .. W 24-7 ... GREENVILLE
 1973 .. W 21-19 .. Spartanburg
 1974 .. W 21-20 .. GREENVILLE
 1975 ... T 14-14 .. Spartanburg
 1976 .. W 56-14 .. GREENVILLE
 1977 ... L 7-13 ... Spartanburg
 1978 .. W 36-12 .. GREENVILLE
 1979 ... L 17-27 .. Spartanburg
 1980 ... T 14-14 .. GREENVILLE
 1989 .. W 42-7 ... GREENVILLE
 1993 ... T 14-14 .. GREENVILLE
 1995 .. W 38-0 ... GREENVILLE
 1996 .. W 33-3 ... GREENVILLE
 1997 .. W 28-7 ... GREENVILLE
 1998 ... L 20-40 .. Spartanburg
 1999 .. W 30-3 ... GREENVILLE
 2000 .. W 27-18 .. Spartanburg
 2001 .. W 45-14 .. GREENVILLE
 2002 ... L 23-21 .. Spartanburg
 2003 ... L 6-7 ... GREENVILLE
 2004 .. W 31-24 .. Spartanburg

In Greenville: FUR leads 28-9-5
 In Spartanburg: FUR leads 19-15-2

CHATTANOOGA (21-13)

1928 ... L 0-15 ... GREENVILLE
 1929 ... L 7-20 ... Chattanooga
 1957 ... L 0-34 ... GREENVILLE
 1959 ... L 7-20 ... Chattanooga
 1968 ... L 7-20 ... Chattanooga
 1970 .. W 18-16 .. GREENVILLE
 1977 .. W 17-7 ... Chattanooga
 1978 ... L 9-13 ... GREENVILLE
 1979 ... L 14-45 .. GREENVILLE
 1980 .. W 42-28 .. Chattanooga
 1981 ... L 28-31 .. GREENVILLE
 1982 ... L 13-16 .. Chattanooga
 1983 ... L 28-14 .. GREENVILLE
 1984 ... L 7-14 ... Chattanooga
 1985 .. W 28-0 ... GREENVILLE
 1986 .. W 21-10 .. Chattanooga
 1987 ... L 14-16 .. GREENVILLE
 1988 .. W 10-7 ... Chattanooga
 1989 .. W 27-17 .. GREENVILLE
 1990 .. W 38-21 .. Chattanooga
 1991 .. W 24-21 .. GREENVILLE
 1992 .. W 35-7 ... Chattanooga
 1993 ... L 42-45 .. Chattanooga
 1994 ... L 20-34 .. GREENVILLE
 1995 .. W 23-21 .. Chattanooga
 1996 .. W 42-21 .. GREENVILLE
 1997 .. W 43-21 .. Chattanooga
 1998 .. W 31-28 .. GREENVILLE
 1999 .. W 40-35 .. Chattanooga
 2000 .. W 45-44 .. GREENVILLE
 2001 .. W 42-10 .. Chattanooga
 2002 .. W 35-7 ... GREENVILLE
 2003 .. W 63-21 .. Chattanooga
 2004 .. W 51-31 .. GREENVILLE

In Greenville: FUR leads 10-7
 In Chattanooga: FUR leads 11-6



2004 IN REVIEW

BRANDON MAYS, TB

2005 Furman Football

2004 YEAR IN REVIEW / PRESBYTERIAN

	Furman	52	September 4, 2004
	Presbyterian	7	Paladin Stadium
			Attendance: 12,817



Ingle Martin threw for 213 yards and two touchdowns and earned Southern Conference Offensive Player-of-the-Week honors in his Paladin debut, a 52-7 win over Presbyterian.

GREENVILLE, S.C.— Ingle Martin passed for 213 yards and two touchdowns to pace NCAA I-AA seventh-ranked Furman to a 52-7 season opening win over Presbyterian in front of 12,817 fans at Paladin Stadium.

Martin, a junior transfer quarterback from the University of Florida making his Paladin debut, completed 13-of-18 passes and threw touchdowns strikes of 20 and 48 yards to spark Furman to its biggest season opening victory since 1935. The decision marked the Paladins' 10th straight triumph over PC.

Furman outgained Presbyterian 587-244 and displayed excellent offensive balance, rushing for 293 yards and passing for 294 yards. Junior tailback Brandon Mays paced Furman's ground attack with 103 yards on 14 carries and one touchdown.

Furman grabbed an early 7-0 lead with a Mays 4-yard touchdown run on the Paladins' first possession of the game.

David Latimer's 2-yard touchdown run around left end on the final play of the first quarter made it 14-0, and Cedrick Gipson completed a 5-play, 56-yard drive with a 5-yard scoring burst with 7:23 to go in the first half to increase Furman's advantage to 21-0.

A Furman punt inadvertently touched by PC's Kevin Molony and recovered by Brad Bell at the Furman 48 led to the Paladins' final score of the first half, which came on a 20-yard Martin strike to a wide open Josh Stepp with only 11 seconds to go before intermission.

Martin wrapped up his performance with a 48-yard hook-up to Isaac West off play action on the Paladins' first possession of the second half to make it 35-0.

PC avoided the shutout when Zach Ellis connected with Corey Fidler on a 9-yard scoring toss on the final play of the third quarter to make it 42-7. The Paladins, however, finished off the contest with Gipson's second touchdown, a 9-yard run, and a 37-yard Scott Beckler field goal.

SCORE BY QUARTERS

Furman	14	14	14	10	—	52
Presbyterian	0	0	7	0	—	7

SCORING SUMMARY

F — Brandon Mays 4 run (Scott Beckler kick) 12:15-10 5 plays, 63 yards, TOP 1:18	0- 7
F — David Latimer 2 run (Scott Beckler kick) 0:00-10 10 plays, 73 yards, TOP 4:37	0- 14
F — Cedrick Gipson 5 run (Scott Beckler kick) 7:23-20 11 plays, 56 yards, TOP 5:25	0- 21
F — Justin Stepp 20 pass from Ingle Martin (Scott Beckler kick) 0:11-20 3 plays, 52 yards, TOP 0:29	0- 28
F — Isaac West 48 pass from Ingle Martin (Scott Beckler kick) 13:56-30 3 plays, 64 yards, TOP 0:59	0- 35
F — Patrick Sprague 29 pass from Bo Moore (Scott Beckler kick) 7:25-30 6 plays, 84 yards, TOP 2:53	0- 42
P — Corey Fidler 9 pass from Sach Ellis (Ryan Noll kick) 0:00-30 9 plays, 87 yards, TOP 4:02	7- 42
F — Cedrick Gipson 9 run (Scott Beckler kick) 10:49-40 9 plays, 75 yards, TOP 4:03	7- 49
F — Scott Beckler 37 FG 4:19-40 7 plays, 22 yards, TOP 3:56	7- 52

INDIVIDUAL STATISTICS

Rushing: F — Mays 14-103, Felton 6-59, Carter 7-46, Gipson 11-32, Martin 3-22, Latimer 5-19, Bratton 1-11, Joyce 2-1, Cain 1-0. P — Mitchell 9-57, Ellis 9-36, Fidler 8-23, C. Pope 1-11, Freeman 1-7, Doolittle 2-6, McAlister 1-(-2), Team 1-(-14).

Passing: F — Martin 13-18-1-213, Moore 2-4-0-81. P — Ellis 9-19-1-91, Doolittle 5-7-1-29.

Receiving: F — Bratton 4-61, Stepp 4-59, West 3-58, Brigham 1-52, Sprague 1-29, Stone 1-24, Mays 1-11. P — Fidler 3-16, Clark 2-42, McCoy 2-13, Harper 2-5, McAlister 1-14, Pope 1-13, C. Pope 1-13, T. Pope 1-8, Freeman 1-7, Mitchell 1-2.

Field Goals: F — Beckler 1-1 (37G). P — None.

Defense: F — Wilson 6 (6 solo, 2 TFL), Nelson 5 (4 solo, 1 ast., 1 TFL), Killian 5 (2 solo, 3 ast.), MacDonald 4 (3 solo, 1 ast., 1 INT). P — Quasi Gary 9 (5 solo, 4 ast., 1 TFL, 1 INT), Burgess 8 (5 solo, 3 ast.), Stamper 8 (5 solo, 3 ast., 1 PBU).

TEAM STATISTICS

	FUR	PRES
First Downs	24	12
Rushing	50-293	32-124
Passing	294	120
C/A/I	15-22-1	14-26-2
Total Offense	587	244
Fumbles-Lost	1-0	3-1
Penalties	8-76	4-22
Punts	3-29.0	7-37.1
Punt Returns	4-29	2-9
Kickoff Returns	2-44	8-120
Possession Time	33:06	26:54
Third Down Conversions	5-16	1-13
Fourth Down Conversions	1-3	1-1
Sacks By-Yards	0-0	1-9

2005 Furman Football

2004 YEAR IN REVIEW / SAMFORD

Furman	45	September 11, 2004 Seibert Stadium Attendance: 9,053
Samford	10	

BIRMINGHAM, ALA. — Cam Newton's 63-yard second quarter fumble return for a touchdown broke open a close game and highlighted a big play Furman defense in leading the fifth-ranked NCAA I-AA Paladins to a 45-10 win over Samford at Seibert Stadium.

With Furman leading 14-7 early in the second quarter, Newton scooped up a fumble by Samford tight end Josh Brennard at the Furman 37 and raced 63 yards for the touchdown to extend the Paladins' lead to 21-7. Newton's performance also included a team leading 11 tackles and a caused fumble.

In gaining the victory, Furman outgained Samford 524-324, rushing for 331 yards and passing for 193 yards. The Paladin defense, meanwhile, shut out Samford in the second half and limited the Bulldogs to only 68 total yards over the final two periods, including only 19 in the third quarter.

Samford took advantage of a 64-yard Cortland Finnegan return on the opening kickoff to grab an early lead. Moving 36 yards in six plays, the Bulldogs went up 7-0 after quarterback Ray Nelson rolled out and hit Brennard on a 2-yard touchdown pass just three minutes into the game.

Furman bounced back off a fourth down defensive stop at its own 48 by covering 52 yards in four plays for a touchdown, which came on quarterback Ingle Martin's 14-yard strike to flanker Brian Bratton with 6:17 to go. After Samford was penalized twice on the PAT, the Paladins elected to go for two from the Bulldog 1, and freshman fullback Jerome Felton bulled into the end zone to give Furman an 8-7 lead.

The Paladins used another big defensive play to set up its next score. A fumble recovery by strong safety Shelton Riley at the Furman 42 was followed one play later by Ingle Martin's 58-yard option keeper around left end to give the Paladins a 14-7 lead with 0:52 left in the first quarter. Scott Beckler's PAT missed.

Newton's 63-yard fumble return for a touchdown extended the advantage to 21-7.

Furman seized control of the contest on its first possession of the second half by marching 73 yards in eight plays for a 3-yard touchdown run by Brandon Mays.

A Scott Beckler 42-yard field goal at the 6:44 mark gave the Paladins a 31-10 lead.

Furman concluded its 17-point third quarter with a 3-yard touchdown plunge by backup fullback Justin Perdue, and wrapped up the scoring when backup quarterback Bo Moore raced around left end on an option keeper for a 20-yard touchdown run with 5:31 left.

Martin completed 9-of-20 passes for 168 yards and touchdown, and also rushed six times for 81 yards and a score to pace the Paladin offense. Freshman tailback Cedrick Gipson led all rushers with 14 carries for 94 yards.

Samford quarterback Ray Nelson, a 64 percent passer in his first two games, completed 24-of-44 passes for 213 yards and a touchdown. The Bulldog senior, however, found the mark on only 5-of-14 passes for 36 yards in the second half and had nine passes broken up by Paladin defenders.



All-Southern Conference free safety Cam Newton headlined a strong defense in the Paladins' 45-10 triumph over Samford, totaling 11 tackles, a caused fumble, and fumble recovery that he returned 63 yards for a touchdown.

INDIVIDUAL STATISTICS

Rushing: F — Gipson 14-94, Martin 6-81, Mays 13-67, Carter 6-33, Moore 2-27, Felton 3-8, Berry 2-8, Perdue 2-7, Brigham 1-7, Means 1-2, Bratton 2-(-3). S — Nelson 11-58, Hyde 9-41, Guess 3-14, Williams 1-4, Gargis 1-(-6).

Passing: F — Martin 9-20-1-168, Moore 2-2-0-25. S — Nelson 23-44-0-213.

Receiving: F — Bratton 4-81, West 2-64, Sudderth 2-17, Brigham 1-13, Bell 1-12, Gipson 1-6. S — Hill 10-88, Buchannon 2-53, Young 3-14, Hyde 2-22, Brennard 2-9, Moore 1-23, Williams 1-3, Hassel 1-1.

Field Goals: F — Beckler 1-1 (42G). S — Hughston 1-2 (19G, 36 BLK).

Defense: F — Newton 11 (5 solo, 6 ast., 1 CF, 1 FR, 1 BLK), Riley 9 (5 solo, 4 ast., 1 FF, 1 FR, 1 PBU), Freeman 9 (2 solo, 7 ast., 1.5 TFL, 2 PBU, 1 Sack), Killian 9 (2 solo, 7 ast., 1 PBU). S — Taylor 9 (2 solo, 7 ast.), Hodge 8 (5 solo, 3 ast.), Finnegan 8 (2 solo, 6 ast.), Terrell 6 (3 solo, 3 ast.)

	FUR	SAM
First Downs	29	17
Rushing	52-331	25-111
Passing	193	213
C/A/I	11-22-1	23-44-0
Total Offense	524	324
Fumbles-Lost	1-1	2-2
Penalties	6-72	8-52
Punts	3-28.7	6-44.5
Punt Returns	4-27	0-0
Kickoff Returns	3-85	8-211
Possession Time	28:21	28:34
Third Down Conversions	7-14	2-13
Fourth Down Conversions	2-2	1-3
Sacks By-Yards	2-16	0-0

SCORE BY QUARTERS



Furman	14	7	17	7	—	45
Samford	7	3	0	0	—	10

SCORING SUMMARY

- S — Josh Brennard 2 pass from Ray Nelson (Hal Hughston kick) 12:07-1Q
6 plays, 36 yards, TOP 2:53 0- 7
- F — Brian Bratton 14 pass from Ingle Martin (Jerome Felton rush) 6:17-1Q
4 plays, 52 yards, TOP 1:26 8- 7
- F — Ingle Martin 58 run (Scott Beckler kick failed) 0:52-1Q
1 play, 58 yards, TOP 0:11 14- 7
- F — Cam Newton 63 fumble recovery (Scott Beckler kick) 10:42-2Q
..... 21- 7
- S — Hal Hughston 19 FG 8:50-2Q
5 plays, 33 yards, TOP 1:42 21- 10
- F — Brandon Mays 3 run (Scott Beckler kick) 11:53-3Q
8 plays, 73 yards, TOP 3:01 28- 10
- F — Scott Beckler 43 FG 6:44-3Q
8 plays, 27 yards, TOP 2:41 31- 10
- F — Justin Perdue 3 run (Scott Beckler kick) 0:35-3Q
7 plays, 53 yards, TOP 4:14 38- 10
- F — Bo Moore 20 run (Scott Beckler kick) 5:31-4Q
12 plays, 83 yards, TOP 4:42 45- 10

2005 Furman Football

2004 YEAR IN REVIEW / GARDNER-WEBB

	Furman	38	September 18, 2004
	Gardner-Webb	6	Spangler Stadium Attendance: 6,009

BOILING SPRINGS, N.C. — Brian Bratton caught two touchdown passes and ran for another — all in the second half — to lead NCAA I-AA nationally fourth-ranked Furman to a 38-6 win over Gardner-Webb at Spangler Stadium.

Bratton hauled in a 17-yard touchdown pass on the Paladins' opening drive of the second half to give Furman a 17-6 lead and later scored on a 21-yard reverse to extend the Paladins' advantage to 24-6. He completed his seven-reception, 115-yard performance with a 44-yard touchdown catch midway through the fourth quarter.

Furman, which snapped Gardner-Webb's 15-game home winning streak, piled up 525 yards in total offense and limited the Bulldogs to 234 yards, but the Paladins suffered four turnovers in the contest — all in the first half. Furman quarterback Ingle Martin, who threw three interceptions over a shaky first two quarters, settled down to finish with 14 completions in 26 attempts for 221 yards and three touchdowns. Daric Carter led all rushers with 91 yards on six carries, including a 66-yard touchdown run in the fourth quarter.

The Paladins got a Herculean defensive performance from junior linebacker William Freeman, who matched a career high with 14 tackles, five tackles-for-loss, and a sack. Defensive end Roy Ravenell added eight stops, including three-for-loss, and a pair of sacks. In all Furman's defense totaled 15 tackles-for-loss in the contest.

Furman special teams set up the Paladins' first two scores. Trisitian Owusu-Yaw's block of a Graham Whitlock punt on the game's first possession was scooped up by the Paladins' Jeremy Thacker and returned nine yards to the Bulldog 11. Four plays later Scott Beckler kicked a 23-yard field goal to put Furman ahead 3-0 with 10:32 to go in the first quarter.

After stopping the Bulldogs on the ensuing possession, Furman took advantage of a fumbled punt snap by Whitlock, who was tackled by Freeman at the Gardner-Webb 21. From there the Paladins used six plays to reach the end zone, which came on an 8-yard touchdown pass from Martin to tailback Brandon Mays to make it 10-0.

Turnovers on the Paladins' next three possessions, including two interceptions and fumble, kept the Paladins in check. Gardner-Webb, meanwhile, put together its most impressive drive of the game by moving 80 yards in eight plays for a 1-yard touchdown plunge by Harold Wells with 13:48 to go in second quarter to make it 10-6.

Furman shook off its poor offensive play in the first half by marching 63 yards in seven plays on its first possession of the third quarter for Bratton's 17-yard touchdown catch in the left corner of the end zone, which made it 17-6.

SCORE BY QUARTERS

Furman	10	0	14	14	—	38
Gardner-Webb	0	6	0	0	—	6

SCORING SUMMARY

F — Scott Beckler 23 FG 10:32-1Q	3-	0
4 plays, 5 yards, TOP 1:34		
F — Brandon Mays 8 pass from Ingle Martin (Scott Beckler kick) 6:43-1Q	10-	0
6 plays, 21 yards, TOP 2:34		
G-W — Harold Wells 1 run (Hunter Smith kick blocked) 13:48-2Q	10-	6
8 plays, 80 yards, TOP 3:40		
F — Brian Bratton 17 pass from Ingle Martin (Scott Beckler kick) 11:19-3Q	17-	6
7 plays, 63 yards, TOP 3:41		
F — Brian Bratton 21 run (Scott Beckler kick) 2:09-3Q	24-	6
8 plays, 89 yards, TOP 3:22		
F — Brian Bratton 44 pass from Ingle Martin (Scott Beckler kick) 8:46-4Q	31-	6
3 plays, 68 yards, TOP 1:18		
F — Daric Carter 66 run (Scott Beckler kick) 7:22-4Q	38-	6
1 play, 66 yards, TOP 0:11		



Brian Bratton caught a pair of touchdown passes and ran for another score in the Paladins' 38-6 triumph over Gardner-Webb.

INDIVIDUAL STATISTICS

Rushing: F — Carter 6-91, Mays 17-88, Gipson 11-87, Martin 3-28, Bratton 2-25, Moore 1-0, Means 1-0. G-W — Boston 13-58, Goodson 5-15, Roberts 10-4, Wells 2-2, Team 2-0, Pressley 1(-1), Foster 1(-1), Whitlock 1(-7).

Passing: F — Martin 14-26-3-221, Moore 2-3-0-13. G-W — Roberts 17-28-1-151, Leard 2-4-0-13.

Receiving: F — Bratton 7-115, West 2-29, Stone 2-15, Stepp 1-51, Sprague 1-9, Mays 1-8, Merrill 1-4, Carter 1-3. G-W — Foster 6-74, Boston 4-24, Tuten 2-13, Goodson 2-2, Bradford 1-29, Swartz 1-12, Gaines 1-4, Pressley 1-4, Hubbard 1-2.

Field Goals: F — Beckler 1-1 (23G). G-W — Smith 0-1 (47NG).

Defense: F — Freeman 14 (7 solo, 7 ast., 4.5 TFL, 1 Sack), Ravenell 8 (6 solo, 2 ast., 3 TFL, 2 Sacks, 1 PBU, 1 BLK), Killian 8 (2 solo, 6 ast., 1 TFL), Glover 6 (2 solo, 4 ast., 3 TFL, 1 Sack), Ritter 6 (1 solo, 5 ast.). G-W — Williams 15 (13 solo, 2 ast., 1 FR, 2 PBU), Southard 7 (6 solo, 1 ast., 2 Int., 2 PBU), Turner 7 (5 solo, 2 ast., 1 Int).


TEAM STATISTICS

	FUR	G-W
First Downs	27	14
Rushing	41-319	35-70
Passing	234	164
C/A/I	16-29-3	19-32-1
Total Offense	553	234
Fumbles-Lost	4-1	0-0
Penalties	8-75	0-0
Punts	4-32.5	9-39.2
Punt Returns	4-38	0-0
Kickoff Returns	0-0	6-98
Possession Time	30:58	28:31
Third Down Conversions	5-11	2-15
Fourth Down Conversions	0-0	0-1
Sacks By-Yards	4-29	0-0

2005 Furman Football

2004 YEAR IN REVIEW / WESTERN CAROLINA

 	Furman 31 Western Carolina 10	October 2, 2004 Paladin Stadium Attendance: 14,412
------	--	---



Ingle Martin passed for 168 yards and two touchdowns in the Paladins' 31-10 win over Western Carolina.

GREENVILLE, S.C. — Ingle Martin passed for 168 yards and two touchdowns to lead NCAA I-AA second-ranked Furman to a 31-10 win over Western Carolina in the Southern Conference season opener for both teams at Paladin Stadium.

Martin, a junior quarterback from Nashville, Tenn., completed 17-of-25 passes, including touchdown strikes of 5 and 25 yards, and also rushed for 16 yards to lead Furman (4-1) to its 10th straight conference season opening victory and seventh consecutive triumph over Western Carolina (2-3).

Western Carolina outgained Furman 351-285, but the Catamounts suffered three turnovers — all interceptions — including one crucial pickoff in the third quarter that allowed Furman to extend a 14-point halftime advantage to 24-3 lead.

Furman took the opening kickoff and used 18 plays to move 80 yards to grab a 7-0 lead on a 5-yard touchdown pass from Martin to Daric Carter with 6:19 left in the first quarter.

Western Carolina got on the board in the second period when Tim Mayse converted a 26-yard field goal to make it 7-3 with 4:42 remaining.

Furman answered on the ensuing possession to increase its advantage to 14-3 with a six-play, 65-yard drive that netted a 1-yard touchdown plunge by fullback Jerome Felton with 1:55 left in the half.

Western Carolina's failure to convert a fourth-and-one play at the Furman 45 led to the Paladins' final tally of the first half. Using three pass completions and a 9-yard run by Martin to the Western Carolina 25, Scott Beckler booted a 42-yard field goal with only five seconds left to extend Furman's lead to 17-3.

Western Carolina's Rico Reese's fumble recovery at the Furman 37 on the Paladins' first play of the second half provided the Catamounts with a scoring opportunity. Two plays later, however, quarterback Justin Clark's pass attempt under pressure was picked off in the backfield by Furman free safety Jeremy Blocker, who returned it 58 yards for a touchdown, giving Furman a 24-3 lead at the 11:50 juncture.

The Paladins increased their advantage to 31-3 when Ingle Martin connected with Brian Bratton on a 24-yard pass to Western Carolina 1, where Bratton fumbled into the end zone and it was recovered by teammate Grant Brigham with 3:21 to go in the third quarter.

Western Carolina got untracked in the fourth period, piling up 158 yards in offense and its lone touchdown of the contest, which came on Nicholas Wishart 2-yard scoring run at the 10:08 mark.

The Catamounts, however, failed to draw closer after redshirt freshman Russell Hamby was picked off twice in the end zone by Furman's T.J. Wilson and William Freeman to end Catamount scoring threats.

Making the first start of his career in place of injured All-Southern Conference linebacker Mike Killian, who was sidelined last week against Pittsburgh with a fractured fibula, junior Josh Slagle paced Furman with nine stops. Jeremy Thacker added five stops for the Paladins in his first career start for injured Paladin strong safety Shelton Riley.

SCORE BY QUARTERS

Furman	7	10	14	0	—	31
Western Carolina	0	3	0	7	—	10

SCORING SUMMARY

- F — Daric Carter 5 pass from Ingle Martin (Scott Beckler kick) 6:19-1Q
17 plays, 80 yards, TOP 8:41 0- 7
- W — Tim Mayes 26 FG 4:41-2Q
15 plays, 76 yards, TOP 6:54 3- 7
- F — Jerome Felton 1 run (Scott Beckler kick) 1:55-2Q
6 plays, 65 yards, TOP 2:46 3- 14
- F — Scott Beckler 42 FG 0:05-2Q
7 plays, 80 yards, TOP 0:59 3- 17
- F — Jeremy Blocker 58 interception return (Scott Beckler kick) 11:50-3Q 3- 24
- F — Grant Brigham 0 fumble recovery (Scott Beckler kick) 3:21-3Q
9 plays, 66 yards, TOP 3:48 3- 31
- W — Nicholas Wishart 2 run (Tim Mayse kick) 10:08-4Q
9 plays, 95 yards, TOP 4:25 10- 31

INDIVIDUAL STATISTICS

Rushing: F — Carter 11-37, Gipson 9-36, Felton 5-16, Martin 6-16, Bratton 1-5, Mays 7-5, Means 1-2. W — Fudge 4-58, Wishart 11-53, Hemby 6-32, Swygert 5-26, Reid 4-8, Reeder 1-4, Reeder 1-4, Bush 1-0.

Passing: F — Martin 17-25-0-168, Moore 0-1-0-0. W — Swygert 14-20-0-87, Hemby 4-14-2-75, Clark 2-4-1-8.

Receiving: F — West 4-46, Sudderth 3-34, Stone 3-27, Carter 3-15, Bratton 2-31, Stepp 1-8, Brigham 1-7. W — Hemphill 4-34, Reeder 4-21, Neshiewat 3-48, Godard 2-13, Wishart 2-9, Reid 1-22, Bush 1-8, Guinyard 1-7, Brown 1-4, Cohen 1-4.

Field Goals: F — Beckler 1-1 (42G). W — Mayse 1-1 (26G).



Defense: F — Slagle 9 (6 solo, 3 ast., 1 TFL), Thacker 5 (3 solo, 2 ast.), Wilson 5 (3 solo, 2 ast., 1 Int, 1 PBU), Blocker 5 (1 solo, 4 ast., 1 Int, 2 PBU). W — Glover 9 (7 solo, 2 ast., 1 TFL), Sullivan 6 (5 solo, 1 ast., 1 TFL), Owens 6 (4 solo, 2 ast., 1 FF, 1 PBU).

TEAM STATISTICS

	FUR	WCU
First Downs	23	14
Rushing	40-117	32-181
Passing	168	170
C/A/I	17-26-0	20-38-3
Total Offense	285	351
Fumbles-Lost	3-2	1-0
Penalties	7-57	7-57
Punts	5-35.8	5-37.4
Punt Returns	2-13	2-(-2)
Kickoff Returns	0-0	6-92
Possession Time	29:41	30:19
Third Down Conversions	4-16	7-13
Fourth Down Conversions	0-0	3-6
Sacks By-Yards	0-0	1-9

2005 Furman Football

2004 YEAR IN REVIEW / APPLACHIAN STATE

 Furman	29	October 9, 2004
 Appalachian State	30	Kidd Brewer Stadium
		Attendance: 15,311

BOONE, N.C. — Richie Williams scored on a 13-yard touchdown run with 35 seconds remaining to lift No. 21 Appalachian State to a 30-29 victory over No. 2 Furman at Kidd Brewer Stadium.

Williams' game winning touchdown run capped a six-play, 67-yard drive after Furman had pulled ahead 29-23 on a 52-yard catch and run by Paladin redshirt freshman tailback Cedrick Gipson with 2:03 to go.

Williams completed 40-of-45 passes for a school record 413 yards, including an NCAA record 28 consecutive completions during a stretch from the first to the fourth quarter.

Trailing 7-3 at halftime, ASU's signal caller completed his first 19 passes of the second half to lead the Mountaineers to a pair of third-quarter touchdown drives and a 16-7 lead heading into the fourth quarter.

The Paladins came alive in the final period, using scoring runs by Cedrick Gipson and Brandon Mays, sandwiched around a 1-yard touchdown pass from Williams to ASU tight end Daniel Bettis, to cut Appalachian's lead to 23-21 with under five minutes remaining.

After a three-and-out by ASU, Furman closed its furious 22-point fourth-quarter rally with Gipson's 52-yard catch before Williams engineered the game winning drive for the Mountaineers.

After the ensuing kickoff, Paladin signal-caller Ingle Martin threw an incomplete pass and was sacked by Monte Smith to end the thriller.

ASU running back Alan Atwater gained 173 all-purpose yards with 121 yards receiving and another 62 on the ground. He accounted for two of ASU's four touchdowns, running for one and catching another.

Martin led Furman by going 24-for-34 for 303 yards and an interception. Isaac West caught eight passes for 104 yards, while Cedrick Ritter led the Paladin defense with 11 tackles and a sack. In all, the two teams combined for 1,024 total yards, with Furman racking up 521 yards and ASU going for 503. Furman, however, managed only seven points on 50 snaps over the game's first two quarters. A missed 39-yard field goal and a fumble at the ASU 19 with 12 seconds remaining in the half proved critical in defeat for the Paladins.

SCORE BY QUARTERS

Furman	0	7	0	22	—	29
Appalachian State	3	0	13	14	—	30

SCORING SUMMARY

A — Julian Rauch 22 FG 9:03-1Q	10 plays, 45 yards, TOP 3:16	0-3
F — Daric Carter 3 run (Scott Beckler kick) 10:55-2Q	14 plays, 81 yards, TOP 5:39	7-3
A — Alan Atwater 9 run (Julian Rauch kick) 11:15-3Q	10 plays, 80 yards, TOP 3:45	7-10
A — Alan Atwater 21 pass from Richie Williams (Julian Rauch kick failed) 5:20-3Q	9 plays, 62 yards, TOP 4:20	7-16
F — Cedrick Gipson 6 run (Scott Beckler kick) 14:56-4Q	9 plays, 71 yards, TOP 3:22	14-16
A — Daniel Bettis 1 pass from Richie Williams (Julian Rauch kick) 8:33-4Q	10 plays, 59 yards, TOP 3:14	14-23
F — Brandon Mays 4 run (Scott Beckler kick) 4:54-4Q	10 plays, 74 yards, TOP 3:32	21-23
F — Cedrick Gipson 52 pass from Ingle Martin (Brandon Mays rush) 2:03-4Q	5 plays, 78 yards, TOP 1:18	29-23
A — Richie Williams 13 run (Julian Rauch kick) 0:35-4Q	6 plays, 67 yards, TOP 1:24	29-



This Cedrick Gipson 52-yard catch and run for a touchdown in the waning moments almost delivered a win over Appalachian State.

INDIVIDUAL STATISTICS

Rushing: F — Carter 20-94, Gipson 11-54, Mays 11-36, Martin 7-24, Bratton 2-9, Means 1-1. A — Atwater 15-62, Williams 13-27, Richardson 1-2.

Passing: F — Martin 24-34-1-303. A — Williams 40-45-0-413.

Receiving: F — West 8-104, Bratton 6-56, Carter 4-27, Stone 3-41, Mays 2-23, Gipson 1-52. A — Fowlkes 14-148, Atwater 11-121, Bettis 4-39, Johnson 4-26, Chavis 3-24, Batichon 2-28, Stamey 1-22, Richardson 1-5.

Field Goals: F — Beckler 0-1 (39NG). A — Rauch 1-1 (22G).

Defense: F — Ritter 11 (4 solo, 7 ast., 1 TFL, 1 Sack), Thacker 10 (8 solo, 2 ast.), Freeman 9 (8 solo, 1 ast.), Blocker 9 (7 solo, 2 ast., 1 PBU), Marcus 8 (4 solo, 4 ast., 1 TFL, 1 Sack). A — West 14 (10 solo, 4 ast., 1 FR, 1 Int, 1 PBU), Carter 10 (7 solo, 3 ast., 1 TFL), Smith 9 (9 solo, 2 TFL, 1 Sack), Wiggins 8 (7 solo, 1 ast., 2 PBU).



TEAM STATISTICS

	FUR	ASU
First Downs	31	28
Rushing	52-218	30-90
Passing	303	413
C/A/I	24-36-1	40-45-0
Total Offense	521	503
Fumbles-Lost	3-3	2-2
Penalties	5-35	7-47
Punts	2-39.0	4-35.0
Punt Returns	1-8	1-1
Kickoff Returns	3-70	3-43
Possession Time	32:05	27:55
Third Down Conversions	8-15	5-12
Fourth Down Conversions	2-2	2-2
Sacks By-Yards	3-21	2-26



2005 Furman Football

2004 YEAR IN REVIEW / THE CITADEL

 Furman	33	October 16, 2004 Paladin Stadium Attendance: 14,481
	 The Citadel	



Making his first start at middle linebacker, William Freeman keyed a Furman defense that limited The Citadel to no first downs and only 42 total yards in the first half en route to a 33-14 win.

GREENVILLE, S.C.— Ingle Martin passed for 213 yards and two touchdowns to lead NCAA I-AA eighth-ranked Furman to a 33-14 win over The Citadel in front of 14,441 fans at Paladin Stadium in the 84th meeting between the two longtime Southern Conference rivals.

Martin completed 17-of-28 passes and connected on touchdown strikes covering 45 and 4 yards to pace Furman to its fifth victory in the last six meetings with The Citadel. He also ran seven times for 50 yards to finish with 263 total yards.

The Paladins, who rushed for a season high 332 yards and outgained The Citadel 551-230 in total offense, held the Bulldogs to no first downs and only 42 total yards in the first half while building a 27-0 halftime lead.

The Citadel's Nehemiah Broughton, who rushed for 159 yards on 28 carries in last year's 10-9 Citadel victory in Charleston, was held to 36 yards on 12 carries.

The Citadel's best scoring chance of the first half came after the Michael Ballentine pounced on a fumble by Furman tight end Willis Sudderth at the Furman 43 on the first play of the game. The Bulldogs, however, failed to take advantage and four plays later were forced into the first of seven punts in the first half.

Martin got Furman going on its third possession when he teamed up with split end Isaac West on a 45-yard touchdown strike at the 8:40 mark of the first quarter.

The Paladins made it 14-0 on their next possession after covering 68 yards on seven plays for a 2-yard touchdown run by freshman fullback Jerome Felton at the 4:41 mark of the first period.

A pair of Scott Beckler field goals covering 43 and 20 yards increased Furman's second quarter advantage to 20-0, and the Paladins used an interception by redshirt freshman Andrew Thacker at the Furman 49 to complete their first half assault. Highlighted by a 31-yard run by Martin to the Citadel 11, Furman needed just 33 seconds to cover the 51 yards in five plays for a 4-yard scoring strike from Martin to Brian Bratton with 15 seconds remaining in the half.

Furman continued its offensive on its second possession of the third quarter when Bratton took a pitch from backup quarterback Bo Moore and raced around left end untouched on a 59-yard touchdown run for a 33-0 lead at the 5:03 mark.

Held completely in check by Furman's first team defense, The Citadel mustered its first score of the contest against Paladin reserves with a 9-yard run around right end by Ern Mills with 3:07 to go in the third quarter to make it 33-7.

Isaac West topped all receivers with five catches for 116 yards and a touchdown. Brian Bratton added four receptions for 47 yards and a score while also rushing twice for 84 yards and a score.

Clifton Dortch topped Furman's defensive effort with seven tackles, including a tackle-for-loss.

SCORE BY QUARTERS

Furman	14	13	6	0	—	33
The Citadel	0	0	7	7	—	14

SCORING SUMMARY

F	Isaac West 45 pass from Ingle Martin (Scott Beckler kick) 8:40-1Q	0-7
F	Jerome Felton 2 run (Scott Beckler kick) 4:41-1Q	0-14
F	Scott Beckler 47 FG 14:39-2Q	0-17
F	Scott Beckler 20 FG 4:29-2Q	0-20
F	Brian Bratton 4 pass from Ingle Martin (Scott Beckler kick) 0:15-2Q	0-27
F	Brian Bratton 59 run (Scott Beckler kick failed) 5:03-3Q	0-33
C	Ern Mills 9 run (Blake Vandiver kick) 3:07-3Q	7-33
F	Duran Lawson 1 run (Blake Vandiver kick) 4:15-4Q	14-33

INDIVIDUAL STATISTICS

Rushing: F — Bratton 2-84, Mays 10-69, Martin 7-50, Carter 10-42, Gipson 6-37, Felton 7-33, Brigham 2-10, Means 4-9, Percue 1-6, Moore 2-(-8). C — Lawson 9-66, Lee 10-53, Broughton 12-36, Tyler 1-17, Mills 2-8, Johnson 1-0.

Passing: F — Martin 17-28-0-213, Moore 1-2-0-6, Gipson 0-1-1-0. C — Lawson 9-19-1-67.

Receiving: F — West 5-116, Bratton 4-47, Stone 4-34, Sudderth 1-10, Gipson 1-7, Bell 1-6, Rust 1-1, Stepp 1-(-2). C — Tyler 3-28, Domanski 2-28, Broughton 2-6, Anderson 1-4, Johnson 1-1.

Field Goals: F — Beckler 2-3 (47G, 20G, 36NG). C — None.



Defense: F — Dortch 7 (5 solo, 2 ast., 1 TFL), Freeman 7 (3 solo, 4 ast.), Johnson 6 (5 solo, 1 ast.), Nelson 6 (6 ast.), Glover 4 (1 solo, 3 ast., 1 TFL). C — Hawkins 13 (11 solo, 2 ast., 1 FF), Turner 9 (6 solo, 3 ast., 1 TFL), Greene 7 (2 solo, 5 ast., 1 TFL).

TEAM STATISTICS

	FUR	CIT
First Downs	28	10
Rushing	51-332	37-163
Passing	219	67
C/A/I	18-31-1	9-19-1
Total Offense	551	230
Fumbles-Lost	2-1	2-1
Penalties	5-30	5-30
Punts	3-29.3	3-29.3
Punt Returns	4-19	0-0
Kickoff Returns	2-35	6-87
Possession Time	34:36	25:24
Third Down Conversions	7-15	3-14
Fourth Down Conversions	0-1	0-0
Sacks By-Yards	1-6	2-11

2005 Furman Football

2004 YEAR IN REVIEW / ELON

	Furman	10	
	Elon	0	October 23, 2004 Rhodes Stadium Attendance: 4,872



Roy Ravenell keyed Furman's shutout of Elon with five tackles, two tackles-for-loss, a forced fumble, and a sack.

ELON, N.C. — Ingle Martin passed for 203 yards and a touchdown, and Furman's defense posted its first shutout of the season in leading the NCAA I-AA seventh-ranked Paladins to a 10-0 win over Elon in Southern Conference football action at Rhodes Stadium.

Martin, a junior from Nashville, Tenn., completed 24-of-35 passes, including a 3-yard touchdown strike to Jerome Felton in the second quarter, to pace Furman to its fifth straight victory over Elon. The contest marked the Paladins' first trip to Elon.

"We're glad to get the win. That's what we came for, and our defense was outstanding," said Furman head coach Bobby Lamb. "But we're obviously disappointed in the way we performed offensively, not making the big play and putting the ball in the end zone. I think a lot of that was due to Elon. You have to tip your cap to them and to coach Hamilton. They really got after us."

The shutout was the first by Furman since a 45-0 triumph over Gardner-Webb in Greenville last year, and the 10 points represented the lowest total in a victory since 1988, when Furman won at Chattanooga, 10-7. The Paladins, who entered the contest ranked first in the SoCon in scoring defense (16.9 ppg), limited Elon to only 235 total yards. Phoenix sophomore running back John Taylor, the league's leading rusher who ran for 190 yards and four touchdowns in a 35-26 win over Chattanooga the week before, was limited to only 60 yards on 20 carries.

Pacing the Paladin defensive effort was junior middle linebacker William Freeman with 10 tackles. Nose guard Brant Glover and linebacker Cedrick Ritter added six stops each, and redshirt freshman Gary Nelson recorded the first interception of his career with a pickoff in the first half that halted a Phoenix possession at the Paladin 32.

Furman, meanwhile, generated only 330 yards in total offense -- the second lowest output of the season. The Paladins, who entered the contest averaging a SoCon leading 492.0 yards per game, totaled only 126 total yards over the scoreless final two quarters.

After a scoreless first quarter, Furman grabbed a 3-0 lead on a Scott Beckler 25-yard field goal with 12:44 to go in the first half to complete a 10-play, 50-yard drive.

The Paladins increased their advantage to 10-0 with a 12-play, 70-yard march that resulted in a 3-yard touchdown pass from Martin to freshman fullback Jerome Felton with 2:59 remaining before halftime.

In the vanilla second half Furman put together only one sustained drive, covering 69 yards in 13 plays to the Elon 21 on its first possession, but a Martin pass intended for Brian Bratton fell incomplete on a fourth-and-four play with 5:18 left in the period.

Furman generated only 42 total yards on 19 plays over its final six possessions.

SCORE BY QUARTERS

Furman	0	10	0	0	—	10
Elon	0	0	0	0	—	0

SCORING SUMMARY

- F — Scott Beckler 25 FG 12:44-2Q
10 plays, 50 yards, TOP 4:51 3 - 0
- F — Jerome Felton 3 pass from Ingle Martin (Scott Beckler kick) 2:59-2Q
12 plays, 70 yards, TOP 5:42 10 - 0

INDIVIDUAL STATISTICS


Rushing: F — Mays 13-44, Gipson 9-28, Felton 3-19, Carter 3-15, Means 3-11, Martin 5-10, West 1-3, Bratton 1-0, Team 2-(-3). E — Taylor 20-60, Johnson 6-37, Hamilton 1-(-7).
Passing: F — Martin 24-35-0-203. E — Hamilton 22-39-1-145.
Receiving: F — West 8-78, Bratton 7-39, Sudderth 3-34, Stepp 2-19, Mays 2-16, Stone 1-14, Felton 1-3. E — Crews 7-34, Taylor 5-29, Crawford 3-37, Mayers 3-27, Smith 2-12, Rodgers 1-6, Johnson 1-0
Field Goals: F — Beckler 1-2 (36NG, 25G). E — None.
Defense: F — Freeman 10 (2 solo, 8 ast.), Glover 6 (3 solo, 3 ast., 1 TFL), Ritter 6 (3 solo, 3 ast.), Newton 5 (3 solo, 2 ast.) Nelson 5 (2 solo, 3 ast., 1 Int), Ravenell 5 (2 solo, 3 ast., 2 TFL, 1 FF 1 Sack). E — Nkang 18 (9 solo, 9 ast., 1 FR), Sutton 11 (8 solo, 3 ast., 3 TFL, 2 PBU 1 Sack), Raglin 10 (7 solo, 3 ast., 3 PBU).

TEAM STATISTICS

	FUR	ELON
First Downs	21	12
Rushing	40-127	27-90
Passing	203	145
C/A/I	24-35-0	22-39-1
Total Offense	330	235
Fumbles-Lost	2-1	2-1
Penalties	4-45	5-31
Punts	4-34.5	8-33.2
Punt Returns	1-20	2-2
Kickoff Returns	1-19	3-47
Possession Time	32:54	27:06
Third Down Conversions	4-14	6-19
Fourth Down Conversions	1-4	0-3
Sacks By-Yards	1-7	1-7

2005 Furman Football

2004 YEAR IN REVIEW | GEORGIA SOUTHERN

	Furman	29	November 6, 2004
	Georgia Southern	22	Paladin Stadium
			Attendance: 17,145



Freshman fullback Jerome Felton scored two touchdowns, including the game winner with 1:05 left, to lift Furman past Georgia Southern.

GREENVILLE, S.C. — Jerome Felton's 8-yard touchdown run with just over a minute left in the game lifted NCAA I-AA third-ranked Furman to a 29-22 Southern Conference victory over second-ranked Georgia Southern in front of a sellout crowd of 17,145 fans at Paladin Stadium.

Felton rolled off left guard for his 8-yard scoring run with 1:05 remaining in the game to cap a 7-play, 80-yard drive and give Furman a 27-22 lead. Isaac West then took a handoff around left for the two-point conversion and a 29-22 advantage.

Georgia Southern moved to the Furman 24-yard line on the game's final possession before Cam Newton batted down a pass in the end zone as time expired.

Furman's game winning drive came after the Paladins, trailing 22-21 at the time, forced the Eagles to punt from the 50-yard line with 3:53 remaining in the game.

A pass interference call on Georgia Southern moved the ball to 34, and on the next play quarterback Ingle Martin connected with Felton on a 18-yard pass and run over the middle to the GSU 48. Tailback Brandon Mays then ripped off a 13-yard run to the 35. Two plays later, Martin connected with Brian Bratton on a 20-yard pass to the 15, where Mays ran for seven yards to the Eagle 8-yard line to set up Felton's game winning burst.

Furman's defense limited the Eagles to only 10 second half points and recorded a critical stop on a fourth-and-goal play at its own 2-yard line in the third period with GSU holding a 19-18 lead. Trailing 12-10 at intermission, Furman took the second half kickoff and quickly covered 92 yards in six plays to go ahead 16-12 on a 20-yard touchdown run by Daric Carter. After Georgia Southern was penalized for offsides on the extra point, the Paladins' turned to Felton for a two-point conversion plunge to make it 18-12 at the 13:08 mark of the third quarter.

Georgia Southern answered with an 8-play, 72-yard drive to retake the lead following a 6-yard touchdown run by quarterback Chaz Williams at the 9:53 juncture of the third period.

The Eagles extended their advantage to 22-18 with a 40-yard Jonathan Dudley field goal.

The Paladins narrowed the lead to 22-21 with a Scott Beckler 30-yard field goal with 7:22 to go, and then turned to its defense to halt Georgia Southern at the 50-yard line on the Eagles' next possession to set up the deciding drive.

Furman was paced offensively by Felton's two touchdown runs and two-point conversion. Martin completed 13-of-29 passes for 172 yards, and freshman tailback Cedrick Gipson headed up the Paladin ground game with 87 yards on 11 carries. Isaac West claimed seven receptions for 94 yards and, in the process, moved into a tie as the school's all-time receptions leader with 126 catches.

Leading Furman's solid defensive effort was junior linebacker William Freeman with 14 tackles. Free safety Cam Newton, linebacker Gary Nelson, and defensive end Roy Ravenell added 14 stops each for the Paladins.

SCORE BY QUARTERS

Furman	3	7	8	11	—	29
Georgia Southern	0	12	7	3	—	22

SCORING SUMMARY

F	—	Scott Beckler 41 FG 12:25-1Q	8 plays, 52 yards, TOP 2:36	0-3
GS	—	Chaz Williams 2 run (Jonathan Dudley kick failed) 13:03-2Q	10 plays, 37 yards, TOP 4:10	6-3
GS	—	Chaz Williams 2 run (Chaz Williams pass failed) 5:13-2Q	4 plays, 20 yards, TOP 1:09	12-3
F	—	Jerome Felton 5 run (Scott Beckler kick) 2:59-2Q	5 plays, 57 yards, TOP 2:07	12-10
F	—	Daric Carter 20 run (Jerome Felton run) 13:03-3Q	6 plays, 92 yards, TOP 1:52	12-18
GS	—	Chaz Williams 6 run (Jonathan Dudley kick) 9:53-3Q	9 plays, 25 yards, TOP 3:03	19-18
GS	—	Jonathan Dudley 40 FG 11:14-4Q	11 plays, 52 yards, TOP 3:52	22-18
F	—	Scott Beckler 30 FG 7:22-4Q	11 plays, 52 yards, TOP 3:52	22-21
F	—	Jerome Felton 8 run (Isaac West rush) 1:05-4Q	7 plays, 80 yards, TOP 2:48	22-29

INDIVIDUAL STATISTICS

Rushing: F — Gipson 11-87, Carter 9-67, Mays 7-21, Felton 3-14, Berry 1-1, Martin 2-(-2). GS — Austin 25-114, Williams 27-87, Andrews 7-45, Anderson 3-18, Davis 3-16, Maynard 3-13, Jefferson 2-6, Foster 1-5.

Passing: F — Martin 13-29-1-172. GS — Williams 6-14-0.

Receiving: F — West 7-94, Bratton 2-28, Felton 1-18, Stepp 1-16, Berry 1-12, Mays 1-4. GS — Anderson 2-33, Cantrell 1-28, Davis 1-21, Smiley 1-17, Foster 1-9.

Field Goals: F — Beckler 2-2 (4TG, 30G). GS — Dudley 40G.

Defense: F — Freeman 15 (5 solo, 10 ast.), Newton 14 (8 solo, 6 ast., 1 PBU), Nelson 14 (5 solo, 9 ast., 2 TFL), Ravenell 14 (3 solo, 11 ast.), Ritter 8 (2 solo, 6 ast., 1 TFL), Wilson 7 (4 solo, 3 ast., 1 TFL, 1 PBU). GS — Mohring 8 (5 solo, 3 ast.), Butler 7 (6 solo, 1 ast., 1 PBU), McBride 6 (5 solo, 1 ast., 1 PBU), Hadley 6 (3 solo, 3 ast., 1 TFL, 1 PBU).

TEAM STATISTICS

	FUR	GS
First Downs	23	23
Rushing	33-188	71-304
Passing	172	108
C/A/I	13-29-1	6-14-0
Total Offense	412	412
Fumbles-Lost	1-1	5-1
Penalties	3-37	13-124
Punts	6-44.2	6-44.0
Punt Returns	3-19	0-0
Kickoff Returns	3-65	6-114
Possession Time	23:52	36:08
Third Down Conversions	3-12	8-18
Fourth Down Conversions	1-1	1-2
Sacks By-Yards	0-0	1-3

2005 Furman Football

2004 YEAR IN REVIEW / WOFFORD



Furman 31
Wofford 24

November 13, 2004
Gibbs Stadium
Attendance: 12,042

SPARTANBURG, S.C. -- Jerome Felton's 6-yard touchdown run with 2:38 left in the game broke a 24-24 tie and lifted NCAA I-AA second-ranked Furman to a 31-24 win over 12th-ranked Wofford in front of a Gibbs Stadium record crowd of 12,042 fans.

Felton's game winning run, his second in two weeks following an 8-yard scoring burst with 1:05 to go in a 29-22 victory over Georgia Southern, came on the heels of a 62-yard pass from quarterback Ingle Martin to the Isaac West to the Wofford 6 and capped a five-play, 80-yard drive. Keith Johnson sealed the victory by picking off a pass at the Paladin 12 and returning it 42 yards to the Wofford 46 with just over a minute remaining.

The victory was the fourth straight for Furman and fifth in its last six clashes with Wofford. The triumph also snapped a 13-game home winning streak for the Terriers, whose last defeat had come to the Paladins, 23-21, in 2001.

Furman's victory was made possible by a 21-point fourth quarter.

Trailing 17-10 after three periods, junior quarterback Ingle Martin connected with Brian Stone on a 42-yard pass to the Wofford 12 on the first play of the final stanza. Four plays later Martin scored on a 1-yard plunge to tie the game at 17-17 with 12:45 left.

Furman then took advantage of a fumble recovery by freshman linebacker Andrew Jones at the Wofford 34 to grab its first lead of the contest. Using eight plays to reach the end zone, the Paladins got another 2-yard run by Felton off left guard to go up 24-17 with 8:18 left.

Wofford struck back almost immediately with a three-play, 78-yard drive to knot the game at 24-24 with 7:10 to go.

The Paladins' Cedrick Gipson fumbled at the Furman 29 on the ensuing possession, but Wofford failed to take advantage and was stopped on downs at the Furman 20.

Furman didn't squander its final opportunity. After picking up a first down to the 31, the Paladins netted only one yard to the 32, but on third down Martin connected with West on a post route for 62 yards to the Wofford 6, setting up Felton's game winning score.

Furman outgained Wofford 439-356 and limited the Terriers' ground attack, which had been averaging 325.0 yards per game, to only 174 yards.

Martin racked up a season high 325 total yards on the strength of a 20-for-28 passing performance to 283 yards. Isaac West became Furman's all-time receptions and receiving yards leader with six catches for 132 yards. The Paladin senior now has 132 receptions for 2,142 yards. Brandon Mays led all rushers with 18 carries for 68 yards and a touchdown.

Defensively Furman was led by true freshman Andrew Jones' nine tackles and critical fourth quarter fumble recovery. Jones came on in the first half for an injured William Freeman, who exited the contest with an ankle sprain. Andrew Thacker added eight tackles for the Paladins.

SCORE BY QUARTERS

Furman	0	7	3	21	—	31
Wofford	14	0	3	7	—	24

SCORING SUMMARY

W — Jeff Zolman 1 run (Nick Robinson kick) 11:17-1Q	9 plays, 79 yards, TOP 3:43	0-7
W — Jeff Zolman 6 run (Nick Robinson kick) 1:24-1Q	4 plays, 17 yards, TOP 1:43	0-14
F — Brandon Mays 4 run (Scott Beckler kick) 6:18-2Q	14 plays, 64 yards, TOP 4:36	7-14
F — Scott Beckler 24 FG 9:40-3Q	12 plays, 67 yards, TOP 5:20	10-14
W — Nick Robinson 27 FG 4:26-3Q	13 plays, 67 yards, TOP 5:14	10-17
F — Ingle Martin 1 run (Scott Beckler kick) TOP 12:45-4Q	5 plays, 54 yards, TOP 2:04	17-17
F — Jerome Felton 2 run (Scott Beckler kick) 8:18-4Q	8 plays, 34 yards, TOP 3:09	24-17
W — Corey Dunn 4 run (Nick Robinson kick) 7:10-4Q	3 plays, 78 yards, TOP 1:08	24-24
F — Jerome Felton 6 run (Scott Beckler kick) 2:38-4Q	5 plays, 80 yards, TOP 1:50	31-24



This 62-yard reception by Isaac West to the Wofford 6-yard line set up Furman's game winning touchdown in the 31-24 victory.

INDIVIDUAL STATISTICS

Rushing: F — Mays 18-68, Martin 7-42, Gipson 10-29, Bratton 4-12, Felton 4-12, West 1-(-2), Team 3-(-5). W — Zolman 16-63, K. Johnson 10-47, Jackson 16-44, Dorham 3-10, Rodgers 2-10, Dunn 1-4, A. Johnson 1-2, Beavin 1-(-6).

Passing: F — Martin 20-28-0-283. W — Zolman 9-12-1-169, Rodgers 1-3-0-13.

Receiving: F — West 6-132, Felton 3-30, Mays 3-27, Stone 2-46, Bratton 2-20, Gipson 2-15, Stepp 1-7, Berry 1-6. W — Beavin 3-132, K. Johnson 2-19, Berry 2-18, Mungin 2-8, Rice 1-14.

Field Goals: F — Beckler 1-3 (32BLK, 41NG, 24G). W — Robinson 1-1 (27G).

Defense: F — Jones 9 (7 solo, 2 ast., 1 FR), Thacker 8 (6 solo, 2 ast.), Nelson 7 (6 solo, 1 ast.), Ritter 6 (6 solo, 1 TFL), Newton 6 (6 solo). W — Steele 10 (8 solo, 2 ast., 1 PBU), Franklin 10 (8 solo, 2 ast., 2 TFL), Love 8 (5 solo, 3 ast., 1 TFL, 1 FR, 1 BLK).



TEAM STATISTICS

	FUR	WC
First Downs	22	16
Rushing	47-156	50-174
Passing	283	182
C/A/I	20-28-0	10-15-1
Total Offense	439	356
Fumbles-Lost	3-2	1-1
Penalties	5-55	3-15
Punts	3-35.0	5-184
Punt Returns	1-7	0-0
Kickoff Returns	4-57	6-109
Possession Time	32:04	27:56
Third Down Conversions	6-14	4-14
Fourth Down Conversions	2-2	1-2
Sacks By-Yards	0-0	0-0



2005 Furman Football

2004 YEAR IN REVIEW / CHATTANOOGA

	Furman	51	November 20, 2004 Paladin Stadium Attendance: 11,692
	Chattanooga	31	



Brandon Mays sparked Furman's ground attack to a season high 338 yards and five rushing touchdowns in the 51-31 triumph over Chattanooga.

GREENVILLE, S.C. — Ingle Martin threw two touchdown passes to lead second-ranked Furman to a 51-31 Southern Conference title clinching win over Chattanooga at Paladin Stadium.

The victory gave Furman the SoCon's automatic bid to the NCAA I-AA playoffs and secured the school's 12th league football crown — the most by any school in the SoCon's 81-year history.

Martin played only one series in the second half and completed 11-of-17 passes for 137 yards, including touchdown strikes covering 19 yards to Isaac West and 12 yards to Brian Bratton.

Furman rushed for a season high 338 yards, outgained Chattanooga 489-397 in total offense, and averaged 8.4 yards on 58 offensive plays. Cedric Gipson paced the Paladin ground attack with 104 yards and a touchdown on nine carries, and Brandon Mays added 96 yards and a score.

Furman covered 79 yards in nine plays to take an 8-3 lead on a 19-yard touchdown strike from Martin to West and two-point conversion run by Renaldo Gray.

Furman made it 10-3 when a snap sailed over the head of UTC punter Jonathan Wright and into the end zone to ignite a 23-point Paladin second quarter outburst.

Taking the Mocs' free kick following the safety, Furman needed only 55 seconds to reach the end zone. Using a 50-yard run by Brandon Mays, the Paladins turned to fullback Jerome Felton on the next play for a 5-yard scoring burst to extend its advantage to 17-3 at the 12:39 juncture.

Furman scored on its final two possessions of the first half. A 55-yard Cedric Gipson run to the UTC 25 led to a 12-yard strike from Martin to Bratton, and a Gipson 1-yard plunge with 1:37 to go sent the Paladins to the locker room with a 31-3 halftime lead.

The Paladins' extended the advantage to 38-3 with a Justin Stepp 15-yard run around right end midway through the third quarter before UTC answered with a pair of scores on a 2-yard scoring run by Cedrick Stevens and a 42-yard fumble return by Randy Craft.

The two teams traded a pair of fourth quarter touchdowns.

Redshirt freshman linebacker Gary Nelson paced Furman's tackle ledger with eight stops, a tackle-for-loss, and a sack, but sophomore defensive end Roy Ravenell led the Paladin defensive effort with six tackles, a sack, a forced fumble, and an interception, which he returned 31 yards. Furman matched its season high sacks total with four takedowns in the contest.

SCORE BY QUARTERS

Furman	8	23	7	13	—	51
Chattanooga	3	0	14	14	—	31

SCORING SUMMARY

- C — J. Godfrey 26 FG 4:40-10
10 plays, 39 yards, TOP 4:49 3- 0
- F — Isaac West 19 pass from Ingle Martin (Renaldo Gray rush) 0:34-10
9 plays, 79 yards, TOP 4:01 3- 7
- F — Team Safety 13:30-20 3- 10
- F — Jerome Felton 5 run 12:39-20 (Scott Beckler kick) 12:39-20
3 plays, 55 yards, TOP 0:44 3- 17
- F — Brian Bratton 12 pass from Ingle Martin (Scott Bekcler kick) 8:47-20
4 plays, 85 yards, TOP 1:32 3- 24
- F — Cedrick Gipson 1 run (Scott Beckler kick) 1:37-20
7 plays, 90 yards, TOP 2:42 3- 31
- F — Justin Stepp 15 run (Traver Toole kick) 7:43-30
9 plays, 67 yards, TOP 4:46 3- 38
- C — Cedric Stevens 2 run (J. Godfrey kick) 4:42-30
6 plays, 65 yards, TOP 3:01 10- 38
- C — Randy Craft 42 fumble recovery (J. Godfrey kick) 3:46-30 17- 38
- F — Brandon Mays 12 run (Traver Toole kick) 14:47-40
9 plays, 66 yards, TOP 3:53 17- 45
- F — Brandon Berry 1 run (Traver Toole kick failed) 12:30-40
2 plays, 27 yards, TOP 0:19 17- 51
- C — Lironnie Davis 2 run (J. Godfrey kick) 6:07-40
8 plays, 39 yards, TOP 3:07 24- 51
- C — Antonio Miller 3 run (J. Godfrey kick) 4:45-40
5 plays, 23 yards, TOP 1:06 31- 51

INDIVIDUAL STATISTICS

Rushing: F — Gipson 9-104, Mays 10-96, Felton 7-44, Bratton 1-26, Gray 7-16, Stepp 1-15, Brigham 2-13, Means 2-10, Berry 3-8, Moore 2-6. C — Cousart 12-47, Miller 8-38, Davis 4-15, Barber 1-5, Abdus-Salaam 2-4, Stevens 8-0, Team 1-(-29).

Passing: F — Martin 7-11-0-137, Moore 2-3-1-14. C — Stevens 21-33-2-223, Miller 9-15-0-94.

Receiving: F — Bratton 4-84, Gipson 2-25, West 1-19, Stone 1-14, Brigham 1-9. C — Hassell 11-108, Nix 6-75, Ikwuezunma 5-74, Ward 3-31, Brightwell 3-19, McClellan 2-10.

Field Goals: F — None. C — Godfrey 1-2 (37 NG, 26 G)



Defense: F — Nelson 8 (1 solo, 7 ast., 1 TFL, 1 Sack), Owusu-Yaw 7 (6 solo, 1 ast.), Newton 7 (4 solo, 3 ast., 1 PBU), Blocker 6 (3 solo, 3 ast.), Ravenell 6 (2 solo, 4 ast., 1 TFL, 1 Sack, 1 FF, 1 Int). C — Leddy 10 (5 solo, 5 ast.), Johnson 5 (4 solo, 1 ast.).

TEAM STATISTICS

	FUR	UTC
First Downs	24	23
Rushing	44-338	36-80
Passing	151	317
C/A/I	9-14-1	30-48-2
Total Offense	58-489	84-397
Fumbles-Lost	3-3	1-0
Penalties	10-98	16-142
Punts	2-36.0	3-43.0
Punt Returns	2-16	0-0
Kickoff Returns	5-79	4-83
Possession Time	25:59	34:01
Third Down Conversions	5-7	9-17
Fourth Down Conversions	0-0	2-5
Sacks By-Yards	4-22	0-0

2005 Furman Football

2004 YEAR IN REVIEW | JACKSONVILLE STATE

 Furman	49	November 27, 2004 Paladin Stadium Attendance: 7,051
 Jacksonville State	7	

GREENVILLE, S.C. — Ingle Martin passed for 282 yards and four touchdowns and ran for a fifth score to lead second-ranked Furman to a 49-7 win over 13th-ranked Jacksonville State in NCAA I-AA first round playoff action at Paladin Stadium.

Martin threw touchdown passes covering 48 and 3 yards to senior split end Isaac West to give Furman a 14-0 first quarter lead and added a 9-yard strike to senior flanker Brian Bratton for a 21-0 advantage in the second quarter. He later scored on a 1-yard run in the third quarter to push Furman's advantage to 28-7, and wrapped up his strong performance with a 7-yard scoring strike to tight end John Rust with 6:26 left in the game for a 42-7 Paladin lead. He completed 14-of-19 passes and finished the contest with 325 yards total offense.

Martin's four touchdown passes gave him a school record 21 for the season, and his five touchdown responsibilities also marked a new single game school record.

Furman rolled up 521 yards on Jacksonville State, passing for 282 yards and running for 239. JSU, meanwhile, managed only 275 yards on Furman's defense, including a season low 134 on the ground.

After Jacksonville State failed to take advantage of a Furman fumble at the 50 on the game's first possession, the Paladins covered 86 yards in six plays for the game's first score, which came after Martin found West on a 48-yard scoring strike at the 10:16 mark of the first period.

A 25-yard Josh Stepp punt return to the JSU 45 set up the Paladins' next score. Keyed by an 18-yard Martin run to the 27, a 16-yard reception by Bratton to the 11, Furman made it 14-0 on a 3-yard pass from Martin to West with 4:28 to go in the first period.

The Paladins stretched the lead to 21-0 with Martin's 9-yard strike to Bratton on the first play of the second period.

Furman bided for a score on its fourth consecutive possession by marching 73 yards in seven plays, but fullback Jerome Felton was stripped of the ball just prior to crossing the goal line and it was recovered by Jonathan Crutcher in the end zone to halt the Paladin threat.

The Paladins saw a second scoring chance dashed at the JSU 1 in the third period when Felton was halted short of the goal line a fourth-and-two play with 9:32 to go.

Furman, however, later put the game away with touchdowns on its last four possessions of the game, including a 1-yard run by Martin, a 6-yard burst by Felton, a 7-yard pass from Martin to Rust, and a 5-yard run around right end by Grant Brigham.

West caught five passes for 113 yards to pace Furman's receiving corps, and Cedrick Gipson led a balanced Paladin running game with 57 yards on 10 carries.

Gamecock quarterback Maurice Mullins threw for 141 yards, but surrendered interceptions to the Paladins' Jeremy Blocker and Keith Johnson and was sacked three times.


The game also marked the return of Furman senior linebacker Mike Killian, who tallied seven tackles and a sack to lead Furman's defense, which also got seven stops and a sack by SoCon Freshman-of-the-Year strong safety Andrew Thacker.

SCORE BY QUARTERS

Furman	14	7	7	21	—	49
Jacksonville State	0	7	0	7	—	7

SCORING SUMMARY

F — Isaac West 48 pass from Ingle Martin (Scott Beckler kick) 10:16-1Q	0-7
6 plays, 86 yards, TOP 2:10	
F — Isaac West 3 pass from Ingle Martin (Scott Beckler kick) 4:28-1Q	0-14
7 plays, 45 yards, TOP 3:32	
F — Brian Bratton 9 pass from Ingle Martin (Scott Beckler kick) 14:54-2Q	0-21
7 plays, 47 yards, TOP 2:45	
JS — Raynodd Zeine 4 run (Gavin Hallford kick) 14:09-2Q	7-21
3 plays, 73 yards, TOP 0:38	
F — Ingle Martin 1 run (Scott Beckler kick) 0:35-3Q	7-28
7 plays, 51 yards, TOP 3:32	
F — Jerome Felton 6 run (Scott Beckler kick) 10:14-4Q	7-35
9 plays, 55 yards, TOP 3:32	
F — John Rust 7 pass from Ingle Martin (Scott Beckler kick) 6:26-4Q	7-42
5 plays, 51 yards, TOP 2:20	
F — Grant Brigham 5 run (Scott Beckler kick) 2:55-4Q	7-49
8 plays, 45 yards, TOP 3:16	



Ingle Martin passed for 282 yards and four touchdowns and ran for a fifth score in the Paladins' 49-7 win over Jacksonville State.

INDIVIDUAL STATISTICS

Rushing: F — Gipson 10-57, Careter 9-47, Felton 11-46, Mays 12-45, Martin 6-43, Brigham 2-12, Means 2-1, Bratton 2-(-12). JS — Bonds 12-116, Kirk 4-21, Zeine 6-12, Mitchell 1-2, Green 1-0, Mullins 8-(-4), Rhetta 1-(-13).

Passing: F — Martin 14-19-0-282. JS — Mullins 16-28-2-141.

Receiving: F — West 5-113, Bratton 4-64, Rust 2-29, Brigham 1-46, Sudderth 1-24, Carter 1-6. JS — Agee 3-58, Houston 3-36, Bonds 3-13, Kirk 3-13, Green 2-3, Mitchell 1-12, Smith 1-6.

Field Goals: F — None. JS — Hallford (41NG).

Defense: F — Killian 7 (4 solo, 3 ast., 1 TFL, 1 Sack), Thacker 7 (3 solo, 4 ast., 1 TFL, 1 Sack), Wilson 6 (4 solo, 2 ast., 1 PBU), Ritter 6 (1 solo, 5 ast.), Newton 5 (3 solo, 2 ast.), Glover 5 (2 solo, 3 ast., 2 TFL, 1 FR, 1 Sack). JS — Green 10 (4 solo, 6 ast.), Brown 9 (1 solo, 8 ast., 1 TFL), Haqq 8 (5 solo, 3 ast.).


TEAM STATISTICS

	FUR	JSU
First Downs	27	13
Rushing	54-239	33-134
Passing	282	141
C/A/I	14-19-0	16-28-2
Total Offense	73-521	61-275
Fumbles-Lost	3-2	1-1
Penalties	4-29	8-67
Punts	2-25.5	6-39.3
Punt Returns	3-32	1-9
Kickoff Returns	2-34	8-132
Possession Time	33:11	26:49
Third Down Conversions	9-12	0-12
Fourth Down Conversions	0-1	3-4
Sacks By-Yards	3-24	1-16



2005 Furman Football

2004 YEAR IN REVIEW / JAMES MADISON

	Furman	13	December 4, 2004 Paladin Stadium Attendance: 8,812
	James Madison	14	

GREENVILLE, S.C. -- Raymond Hines' 1-yard touchdown run with 28 seconds left in the game helped lift eventual national champion James Madison to a 14-13 win over second-seeded Furman in NCAA I-AA quarterfinal round playoff action Saturday at Paladin Stadium.

Hines' decisive run off right tackle on a fourth-and-goal play and David Rabil's PAT capped a 12-play, 74-yard drive for the Dukes.

"You have to give Mickey Matthews and James Madison a lot of credit, they've won a lot of games in the fourth quarter this year, and they made one more play today than we did," said Furman head coach Bobby Lamb. "We just didn't do a good enough job in the kicking game, and I take the blame for that."

James Madison's Isaiah Dottin-Carter blocked a punt by Furman's Bo Moore in the second quarter to set up a Hines 5-yard run in the second period and give JMU a 7-0 lead.

With the game tied 7-7 early in the third quarter, the Paladins' Cedrick Ritter sacked quarterback Justin Rascati, whose fumble on the play was recovered by Mike Killiam at the JMU 17. Three plays later Furman went ahead 13-7 on a 12-yard touchdown pass from quarterback Ingle Martin to Brian Bratton with 12:55 to go. Freshman Scott Beckler, however, missed the PAT.

On its next possession, Furman missed its best chance to take control of the contest when, after driving 91 yards from its own 8-yard line, redshirt freshman tailback Cedrick Gipson was stripped of the football at the JMU 1 by the Dukes' Bruce Johnson, and it was recovered by Clint Kent at the 5:25 juncture.

Still clinging to a 13-7 lead midway through the fourth quarter, Furman covered 55 yards in seven plays to the JMU 26, but Demetrius Shambley blocked Beckler's 45-yard field goal try with 5:11 to go.

From that point the Dukes were assessed two penalties that pushed the ball back to the 14, but Rascati rallied his team by connecting with D.D. Boxley on back-to-back passes covering 16 and 11 yards for a first down to the 41. After a run for no gain, Rascati connected with Nic Tolley for 22 yards the Furman 37 and, two plays later, hooked up with L.C. Baker for 15 yards to the Furman 22. A 14-yard pass to Ardon Bransford gave the Dukes a first down at the 8. A two-yard Hines run to the 6, and a Rascati scramble for four yards to the 2 on third down led to Hines' run off left tackle to the 1, setting up a fourth-and-goal play. After a Furman timeout, Hines bounced off right tackle into the end zone for the game tying score with 28 seconds left.

Furman outgained James Madison 331-304. The Paladins rushed for 141 yards to the Dukes' 128 and posted a slight 190-176 advantage in passing. After rushing for 191 yards in the Dukes' 14-13 first round playoff victory over Lehigh, Hines managed only 46 yards on 21 carries against Furman, but the junior from Hyattsville, Md., delivered both JMU scores.

Furman was paced by Gipson with nine rushes for 60 yards. Martin completed 13-of-22 passes, including six for 81 yards to senior Brian Bratton

Furman got a game high 12 tackles, a tackle-for-loss, and fumble recovery from Mike Killian, and Roy Ravenell chipped in 12 tackles, a tackle-for-loss, a pass deflection, and a sack.

SCORE BY QUARTERS

Furman	0	7	6	0	—	13
James Madison	0	7	0	7	—	14

SCORING SUMMARY

- JM — Raymond Hines 5 run (David Rabil kick) 11:09-20
2 plays, 8 yards, TOP 0:10 7- 0
- F — Jerome Felton 1 run (Scott Beckler kick) 4:14-20
14 plays, 74 yards, TOP 6:50 7- 7
- F — Brian Bratton 12 pass from Ingle Martin (Scott Beckler kick failed)
3 plays, 17 yards, TOP 0:51 7- 13
- JM — Raymond Hines 1 run (David Rabil kick) 0:28-43
12 plays, 74 yards, TOP 4:43 7- 14



Brian Bratton's 12-yard touchdown catch in the third quarter gave Furman a 13-7 lead, but the Paladins couldn't hold off James Madison in NCAA I-AA quarterfinal playoff action.

INDIVIDUAL STATISTICS

Rushing: F — Gipson 9-60, Felton 12-40, Mays 6-32, Carter 9-24, Martin 9-(-15). JM — Rascati 15-67, Hines 21-46, Banks 3-13, Fenner 1-2, Bolton 1-1, Iorio 1-1, Team 1-(-2).

Passing: F — Martin 13-22-0-190. JM — Rascati 16-22-0-176.

Receiving: F — Bratton 6-81, Carter 2-32, West 2-26, Rust 1-40, Mays 1-7, Gipson 1-4. JM — Boxley 5-86, Baker 4-25, Tolley 2-28, Bransford 2-26, Ridley 1-4, Harris 1-4, Hines 1-3.

Field Goals: F — Beckler 43 (BLK). JM — None.

Defense: F — Killian 13 (5 solo, 8 ast., 1 TFL, 1 FR), Ravenell 12 (4 solo, 8 ast., 1 TFL, 1 PBU, 1 Sack), Freeman 9 (5 solo, 4 ast.), Ritter 8 (5 solo, 3 ast., 2 TFL, 1 FF, 1 Sack), Newton 8 (5 solo, 3 ast., 1 FR). JM — Townsend 10 (6 solo, 4 ast., 1 PBU, 1 Sack), LeZotte 8 (8 solo, 1 PBU).

TEAM STATISTICS

	FUR	JMU
First Downs	19	17
Rushing	45-141	44-128
Passing	190	176
C/AT	13-22-0	16-22-0
Total Offense	67-331	66-304
Fumbles-Lost	3-1	2-2
Penalties	1-3	9-60
Punts	4-28.2	4-34.2
Punt Returns	1-8	1-14
Kickoff Returns	3-54	2-69
Possession Time	31:11	28:49
Third Down Conversions	7-15	7-14
Fourth Down Conversions	1-2	1-2
Sacks By-Yards	2-13	3-21

2005 Furman Football

2004 YEAR IN REVIEW / FINAL STATISTICS

RUSHING	G	ATT	NET	YPC	TD	LNG	YPG
Gipson	13	124	745	6.0	4	55	57.3
Mays	13	140	682	4.9	5	50	52.5
Carter	11	107	579	5.4	3	66	52.6
Felton	13	66	300	4.5	10	37	23.1
Martin	13	62	292	4.7	3	58	22.5
Bratton	13	19	159	8.4	2	59	12.2
Brigham	13	11	43	3.9	1	12	3.3
Means	13	17	41	2.4	0	7	3.2
Moore	13	7	18	3.6	2	20	1.9
Latimer	1	5	19	3.8	1	9	19.0
Berry	13	7	18	2.6	1	6	1.4
Gray	5	7	16	2.3	0	8	3.2
Stapp	13	1	15	15.0	1	15	1.2
Perdue	11	3	13	4.3	1	6	1.2
Joyce	1	2	1	0.5	0	1	0.5
West	13	2	1	0.5	0	3	0.1
Cain	3	1	0	0.0	0	0	0.0
Team	13	6	9	-1.5	0	0	-0.8
Furman	13	587	2940	5.0	33	66	226.2
Opponents	13	497	1748	3.5	19	55	134.5

PASSING	G	ATT	COM	INT	PCT	YDS	TD	LNG	EFF	YPG
Martin	13	320	198	9	61.9	2792	22	75	152.23	214.8
Moore	13	15	9	1	60.0	139	1	52	146.51	10.7
West	13	1	1	0	100.0	43	1	43	791.20	3.3
Gipson	13	1	0	0	0.0	0	0	0	-200.00	0.0
Team	13	2	0	0	0.0	0	0	0	0.00	0.0
Furman	13	339	208	11	61.4	2974	24	75	151.92	228.8
Opponents	13	406	225	13	62.8	2596	7	73	115.80	199.7

RECEIVING	G	REC	YDS	YPC	TD	LNG	YPG
West	13	60	1006	16.8	6	75	77.4
Bratton	13	55	788	14.3	9	45	60.6
Stone	13	18	222	12.3	0	42	17.1
Carter	11	12	125	10.4	2	42	11.4
Mays	13	12	105	8.8	1	17	8.1
Stapp	13	11	158	14.4	1	51	12.2
Sudderth	13	10	119	11.9	0	24	9.2
Gipson	13	8	109	13.6	1	52	8.4
Brigham	13	5	127	25.4	1	52	9.8
Felton	13	5	51	10.2	1	18	3.9
Rust	9	4	70	17.5	1	40	7.7
Sprague	11	3	54	18.0	1	29	4.9
Bell	13	2	18	9.0	0	12	1.4
Berry	13	2	18	9.0	0	12	1.4
Merrill	4	1	4	4.0	0	4	1.0
Furman	13	208	2974	14.3	24	75	228.8
Opponents	13	255	2596	10.2	7	73	199.7

TOTAL OFFENSE	G	PLY	RUSH	PASS	TOT	TDR	YPG
Martin	13	382	292	2792	3084	25	237.2
Gipson	13	125	745	0	745	4	57.3
Mays	13	140	682	0	682	5	52.5
Carter	11	107	579	0	579	3	52.6
Felton	13	66	300	0	300	10	23.1
Moore	13	22	25	139	164	2	12.6
Bratton	13	19	159	0	159	2	12.2
West	13	3	1	43	44	1	3.4
Brigham	13	11	43	0	43	1	3.3
Means	13	17	41	0	41	0	3.2
Latimer	1	5	19	0	19	1	19.0
Berry	13	7	18	0	18	1	1.4
Gray	5	7	16	0	16	0	3.2
Stapp	13	1	15	0	15	1	1.2
Perdue	11	3	13	0	13	1	1.2
Joyce	1	2	1	0	1	0	1.0
Team	13	8	9	0	9	0	-0.8
Furman	13	926	2940	2974	5914	57	454.9
Opponents	13	903	1748	2596	4344	26	334.2

SCORING	G	TD	XP	ZPT	DXP	SAF	FGs	PTS	PPG
Beckler	13	0	48-51	0-0	0	0	11-18	81	6.2
Felton	13	11	0-0	2-2	0	0	0-0	70	5.4
Bratton	13	11	0-0	0-0	0	0	0-0	66	5.1
Mays	13	6	0-0	1-1	0	0	0-0	38	2.9
West	13	6	0-0	1-1	0	0	0-0	38	2.9
Gipson	13	5	0-0	0-0	0	0	0-0	30	2.3
Carter	11	5	0-0	0-0	0	0	0-0	30	2.7
Martin	13	3	0-0	0-0	0	0	0-0	18	1.4
Brigham	13	2	0-0	0-0	0	0	0-0	12	0.9
Stapp	13	2	0-0	0-0	0	0	0-0	12	0.9
Moore	13	1	0-0	0-0	0	0	0-0	6	0.5
Berry	13	1	0-0	0-0	0	0	0-0	6	0.5
Blocher	13	1	0-0	0-0	0	0	0-0	6	0.5
Perdue	11	1	0-0	0-0	0	0	0-0	6	0.5
Sprague	11	1	0-0	0-0	0	0	0-0	6	0.5
Newton	10	1	0-0	0-0	0	0	0-0	6	0.6
Rust	9	1	0-0	0-0	0	0	0-0	6	0.7
Latimer	1	0	0-0	0-0	0	0	0-0	6	6.0
Gray	5	0	0-0	1-1	0	0	0-0	2	0.4
Toole	1	0	2-3	0-0	0	0	0-0	2	0.5
Team	13	0	0-0	0-0	0	1	0-0	2	0.2
Furman	13	59	50-54	5-5	0	0	11-18	449	34.5
Opponents	13	28	24-27	0-1	0	0	8-12	216	16.6

FIELD GOALS	U-29	30-39	40-49	50+	LNG	BLK	TOT	PCT
Beckler	4-4	2-7	5-7	0-0	47	2	11-18	.611
Furman	4-4	2-7	5-7	0-0	47	2	11-18	.611
Opponents	6-6	1-3	1-3	0-0	40	1	8-12	.667

PUNTING	G	ATT	YDS	LNG	TB	FC	I20	BLK	AVG
Moore	13	32	1176	58	1	7	11	0	36.8
Martin	13	10	308	47	0	1	6	0	30.8
Beckler	13	1	28	28	0	0	1	0	28.0
Team	13	1	0	0	0	0	0	1	0.0
Furman	13	44	1512	58	1	8	18	1	34.4
Opponents	13	76	2907	68	5	17	16	1	38.2

PUNT RETURNS	G	RET	YDS	TD	LNG	AVG
Stapp	13	17	131	0	25	7.7
West	13	13	97	0	2	7.5
Thacker	13	1	9	0	9	9.0
Furman	13	31	237	0	25	7.6
Opponents	13	11	31	0	9	2.8

KO RETURNS	G	RET	YDS	TD	LNG	AVG
Bratton	13	15	325	0	42	21.7
West	13	12	237	0	35	19.8
Stapp	13	2	36	0	21	18.0
Stone	13	1	29	0	29	29.0
Brigham	13	1	24	0	24	24.0
McKie	11	1	0	0	0	0.0
Furman	13	32	651	0	42	20.3
Opponents	13	73	1324	0	64	18.1

INTERCEPTIONS	G	INT	YDS	TD	LNG	IPG
Blocher	13	2	58	1	58	0.3
Johnson	13	2	42	0	42	0.3
Wilson	13	2	17	0	17	0.3
Slagle	11	1	0	0	0	0.1
Neilson	13	1	0	0	0	0.1
Ravenell	13	1	31	0	31	0.1
Thacker	13	1	0	0	0	0.1
MacDonald	13	1	27	0	27	0.1
Freeman	12	1	23	0	23	0.1
Duncan	13	1	1	0	1	0.1
Furman	13	13	199	1	58	1.0
Opponents	13	11	164	0	44	0.9

DEFENSIVE STATISTICS	G	PRI	AST	TOT	AVG	TFL	(YDS)	SACKS	(YDS)	CF	FR	INT	(YDS)	PBU	BLK
William Freeman, LB	12	49	51	100	8.3	11	(-53)	4.5	(-39)	1	0	1	(23)	4	0
Cedrick Ritter, LB	13	34	44	78	6.0	7	(-35)	4.0	(-30)	1	0	0	0	3	0
Roy Ravenell, DE	13	40	35	75	5.8	12	(-59)	6.5	(-54)	3	1	1	(31)	3	1
Andrew Thacker, SS	13	43	27	70	5.4	3	(-25)	1.0	(-5)	0	1	1	(0)	3	0
Cam Newton, FS	10	35	28	63	6.3	2	(-6)	0.0	0	1	2	0	0	4	0
T.J. Wilson, CB	13	43	20	63	4.8	3	(-4)	0.0	0	1	1	2	(17)	8	0
Gary Nelson, LB	13	23	30	53	4.1	6	(-22)	1.0	(-3)	0	0	1	(0)	0	0
Mike Killian, LB	6	22	30	52	8.7	4	(-17)	1.0	(-14)	0	1	0	0	1	1
Brant Glover, NG	13	19	28	47	3.6	12	(-40)	2.5	(-13)	0	1	0	0	0	0
Jeremy Blocher, FS	13	18	21	39	3.0	0	0	0.0	0	0	2	(58)	4	0	0
Keith Johnson, CB	13	26	10	36	2.7	1	(-1)	0.0	0	1	0	2	(42)	3	0
Maurice Duncan, CB	13	18	15	33	2.5	0	0	0.0	0	2	0	1	(1)	2	0
Travis Jones, DE	13	14	17	31	2.4	5	(-10)	0.5	(-5)	1	1	0	0	3	0
Wesley Bray, DT	13	9	22	31	2.4	1	(-1)	0.0	0	0	0	0	0	0	0
Josh Slagle, LB	11	11	16	27	2.4	3	(-8)	1.0	(-6)	0	0	0	0	0	0
Clifton Dortch, LB	13	16	10	26	2.0	1	(2)	0.0	0	0	0	0	0	0	0
Andrew Jones, LB	7	9	13	22	3.1	2	(-17)	0.0	0	0	1	0	0	0	0
William Marcus, LB	11	5	12	17	1.5	1	(-3)	0.0	0	0	0	0	0	0	0
Jon MacDonald, SS/FS	13	14	3	17	1.3	0	0	0.0	0	0	0	1	(27)	0	0
Wallace Artis, LB	13	7	10	17	1.3	3	(-4)	0.5	(-3)	0	0	0	0	1	0
Shelton Riley, SS	6	10	6	16	2.7	1	(-2)	0.0	0	1	1	0	0	3	0
Justin Porter, DT	13	4	11	15	1.1	0	0	0.0	0	0	0	0	0	1	0
Rico Scott, FS	13	8	5	13	1.0	0	0	0.0	0	0	0	0	0	0	0
Tristian Owusu-Yaw, CB	13	10	3	13	1.0	0	0	0.0	0	0	0	0	0	1	1
Andrew Carson, DE	13	6	3	9	0.7	1	(-1)	0.0	0	1	0	0	0	0	0
Rory O'Day, LB	13	3	6	9	0.7	0	0	0.0	0	0	0	0	0	0	0
Austin Holmes, CB	11	3	5	8	0.7	0									

2005 Furman Football

2004 YEAR IN REVIEW / FINAL STATISTICS

2004 STARTING LINEUPS

	PRES	SAM	G-W	PITT	WCU	ASU	CIT	ELON	GSU	WOF	UTC	JSU	JMU
SE	West	West	West	West	West	West	West	West	West	West	West	West	West
LT	Bainbridge	Bainbridge	Bainbridge	Bainbridge	Bainbridge	Bainbridge	Bainbridge	Bainbridge	Bainbridge	Bainbridge	Bainbridge	Bainbridge	Bainbridge
LG	Laggis	Laggis	Laggis	Laggis	Laggis	Laggis	Laggis	Laggis	Laggis	Laggis	Laggis	Laggis	Laggis
C	Stewart	Stewart	Stewart	Stewart	Stewart	Stewart	Stewart	Stewart	Stewart	Stewart	Stewart	Stewart	Stewart
RG	Covington	Covington	Covington	Dyson	Dyson	Dyson	Dyson	Covington	Covington	Covington	Covington	Covington	Covington
RT	Schroeder	Schroeder	Schroeder	Schroeder	Schroeder	Schroeder	Schroeder	Schroeder	Schroeder	Schroeder	Schroeder	Schroeder	Schroeder
TE	Sudderth	Sudderth	Sudderth	Sudderth	Sudderth	Sudderth	Sudderth	Sudderth	Sudderth	Sudderth	Sudderth	Sudderth	Sudderth
FLK	Bratton	Bratton	Bratton	Bratton	Bratton	Bratton	Bratton	Bratton	Bratton	Bratton	Bratton	Bratton	Bratton
QB	Martin	Martin	Martin	Martin	Martin	Martin	Martin	Martin	Martin	Martin	Martin	Martin	Martin
FB	Berry	Berry	Berry	Berry	Means	Berry	Felton	Felton	Felton	Felton	Felton	Felton	Felton
TB	Mays	Mays	Mays	Mays	Mays	Mays	Mays	Mays	Mays	Mays	Mays	Mays	Mays
DE	Ravenell	Ravenell	Ravenell	Ravenell	Ravenell	Ravenell	Ravenell	Ravenell	Ravenell	Ravenell	Ravenell	Ravenell	Ravenell
NG	Burant	Burant	Glover	Glover	Glover	Glover	Glover	Glover	Glover	Glover	Glover	Glover	Glover
DT	Porter	Porter	Porter	Bray	Bray	Bray	Bray	Bray	Bray	Bray	Bray	Bray	Bray
DE	T. Jones	T. Jones	T. Jones	T. Jones	T. Jones	T. Jones	T. Jones	T. Jones	T. Jones	T. Jones	T. Jones	T. Jones	T. Jones
SLB	Freeman	Freeman	Freeman	Freeman	Freeman	Freeman	Nelson	Nelson	Nelson	Nelson	Nelson	Freeman	Freeman
MLB	Killian	Killian	Killian	Killian	Slagle	Slagle	Freeman	Freeman	Freeman	Freeman	A. Jones	Killian	Killian
WLB	Ritter	Ritter	Ritter	Ritter	Ritter	Ritter	Ritter	Ritter	Ritter	Ritter	Ritter	Ritter	Ritter
LCB	Wilson	Wilson	Wilson	Wilson	Wilson	Wilson	Wilson	Wilson	Wilson	Wilson	Wilson	Wilson	Wilson
RCB	Duncan	Duncan	Duncan	Duncan	Duncan	Duncan	Duncan	Duncan	Duncan	Duncan	Duncan	Duncan	Duncan
SS	Riley	Riley	Riley	Riley	Thacker	Thacker	Thacker	Thacker	Thacker	Thacker	Thacker	Thacker	Thacker
FS	Newton	Newton	Newton	Newton	Blocker	Blocker	Blocker	Newton	Newton	Newton	Newton	Newton	Newton

Bold - Change in starting lineup

2004 INDIVIDUAL SUPERLATIVES

Longest Run From Scrimmage	66	Daric Carter vs. Gardner-Webb	55	Oscar Bonds, Jacksonville State
Longest Pass Completion	75	Ingle Martin to Isaac West vs. Pittsburgh	73	Jeff Zolman to Matt Beavin, Wofford
Longest Punt Return	25	Justin Stepp vs. Jacksonville State	9	Craig Agee, Jacksonville State
Longest Kickoff Return	42	Brian Bratton vs. Samford	64	C. Finnegan, Samford
Longest Interception Return	58	Jeremy Blocker vs. Western Carolina	44	Malcolm Postell, Pittsburgh
Longest Fumble Return	63	Cam Newton vs. Samford	42	Randy Craft, Chattanooga
Longest Punt	58	Bo Moore vs. Georgia Southern	68	Dan Jordan, Georgia Southern
Best Punting Average	55.0	Bo Moore vs. James Madison	46.2	Graham Whitlock, Gardner-Webb
Longest Field Goal	47	Scott Beckler vs. The Citadel	40	Jonathan Dudley, Georgia Southern
Most Rushing Attempts	20	Daric Carter vs. Appalachian State	27	Chas Williams, Georgia Southern
Most Rushing Yards	104	Cedrick Gipson vs. Chattanooga	116	Oscar Bonds, Jacksonville State
Most Rushing Touchdowns	2	Cedrick Gipson vs. Presbyterian	3	Chas Williams, Georgia Southern
Most Pass Attempts	35	Jerome Felton vs. Georgia Southern & Wofford	45	Richie Williams, Appalachian State
Most Pass Completions	24	Ingle Martin vs. Appalachian State & Elon	40	Richie Williams, Appalachian State
Most Passing Yards	303	Ingle Martin vs. Appalachian State	413	Richie Williams, Appalachian State
Most Touchdown Passes	4	Ingle Martin vs. Jacksonville State	3	Tyler Palko, Pittsburgh
Most Total Offense Attempts	41	Ingle Martin vs. Appalachian State	58	Richie Williams, Appalachian State
Most Total Offense Yards	327	Ingle Martin vs. Appalachian State	440	Richie Williams, Appalachian State
Most Passes Caught	8	Isaac West vs. Appalachian State & Elon	14	DaVon Fowlkes, Appalachian State
Touchdown Passes Caught	2	Brian Bratton vs. Gardner-Webb & Pittsburgh	2	Steve Buches, Pittsburgh
Most Pass Reception Yardage	132	Isaac West vs. Wofford	148	DaVon Fowlkes, Appalachian State
Most Points Scored	14	Jerome Felton vs. Georgia Southern	18	Chaz Williams, Georgia Southern
Most Touchdown Responsibilities	5	Ingle Martin vs. Jacksonville State	3	Tyler Palko, Pittsburgh
Most PATs	7	Scott Beckler vs. Presbyterian & Jacksonville State	5	Richie Williams, Appalachian State
Most Field Goals	2	Scott Beckler vs. The Citadel & Georgia Southern	2	Josh Cummings, Pittsburgh
Most Tackles	15	William Freeman vs. Pittsburgh & Georgia Southern	18	Chad Nkang, Elon
Most Interceptions	1	by 13 players	2	Tommy Southard, Gardner-Webb
Most Sacks	2	Roy Ravenell vs. Gardner-Webb	2	Michael Ballentine, The Citadel
		William Freeman vs. Pittsburgh		



Furman's defense proved too tough for many foes in 2004.

2004 TEAM SUPERLATIVES

OFFENSE	BEST	WORST
Points Scored	52, vs. Presbyterian	10, vs. Elon
Touchdowns Scored	7, vs. Presbyterian & Jacksonville State	1, vs. Elon
First Downs	31, vs. Appalachian State	19, vs. James Madison
Rushing Attempts	54, vs. Appalachian State	33, vs. Ga. Southern
Rushing Yards	338, vs. Chattanooga	117, vs. Western Carolina
Rushing Touchdowns	5, vs. Chattanooga	0, vs. Elon
Pass Attempts	36, vs. Appalachian State	14, vs. Chattanooga
Pass Completions	24, vs. Appalachian State & Elon	9, vs. Chattanooga
Passing Yards	303, vs. Appalachian State	151, vs. Chattanooga
Had Intercepted	0, by seven opponents	3, by Gardner-Webb
Passing Touchdowns	4, vs. Pittsburgh & Jacksonville State	0, vs. Georgia Southern & Wofford
Total Plays	88, vs. Appalachian State	58, vs. Chattanooga
Total Offense	587, vs. Presbyterian	285, vs. Western Carolina
Average Gain Per Play	8.4, vs. Chattanooga	4.3, vs. Western Carolina
Fumbles Lost	0, vs. Presbyterian & Pittsburgh	3, vs. Appalachian State
Total Turnovers	1, vs. three opponents	4, vs. three opponents
Punts	2, vs. three opponents	6, vs. Georgia Southern
Punt Return Yards	38, vs. Gardner-Webb	1, vs. Pittsburgh
Kickoff Return Yards	109, vs. Pittsburgh	0, vs. Gardner-Webb & W. Carolina
Possession Time	34:36, vs. The Citadel	24:44, vs. Pittsburgh
3D Conversion	75.0% (9x12), vs. Gardner-Webb	25.0% (3x12), vs. Ga. Southern
Sacks Allowed	0, by four opponents	3, by James Madison

DEFENSE	BEST	WORST
Points Scored	0, by Elon	41, by Pittsburgh
Touchdowns Scored	0, by Elon	5, by Pittsburgh
First Downs	10, by The Citadel	28, by Pittsburgh & Appalachian State
Rushing Attempts	25, by Samford	71, by Georgia Southern
Rushing Yards	75, by Gardner-Webb	304, by Georgia Southern
Rushing Touchdowns	0, by three opponents	3, by three opponents
Pass Attempts	14, by Georgia Southern	48, by Chattanooga
Pass Completions	6, by Georgia Southern	40, by Appalachian State
Passing Yards	67, by The Citadel	413, by Appalachian State
Interceptions	3, vs. Western Carolina	0, by Gardner-Webb
Passing Touchdowns	0, by seven opponents	0, by nine opponents
Total Plays	56, by The Citadel	85, by Georgia Southern
Total Offense	230, by The Citadel	503, by Appalachian State
Average Gain Per Play	2.8, by The Citadel	6.7, by Appalachian State
Fumbles Recovered	2, vs. three opponents	0, vs. three opponents
Total Turnovers	3, vs. three opponents	0, vs. Pittsburgh
Punts	10, by The Citadel	3, by Pittsburgh & Chattanooga
Punt Return Yards	(-2), by Pittsburgh & Western Carolina	14, by James Madison
Kickoff Return Yards	43, by Appalachian State	211, by Samford
Possession Time	25:24, by The Citadel	35:16, by Pittsburgh
3D Conversion	0.0% (0x12), by Jacksonville State	53.3% (8x15), by Appalachian State
Sacks	4, vs. Gardner-Webb & Chattanooga	0, vs. three opponents

SOUTHERN CONFERENCE



2004 Southern Conference Automatic Bid

The Office of the Commissioner of the Southern Conference certifies that

Furman University

is awarded an automatic bid to the 2004 NCAA Division I-AA Football Championships on November 20. Congratulations and good luck!

D. J. B. Morrison, Jr.

Daniel B. Morrison, Jr.
Southern Conference Commissioner





2005 Furman Football

THE SOUTHERN CONFERENCE / HISTORY

Few conferences in America can claim the tradition and heritage of the Southern Conference, which continues to thrive as one of the most historic and progressive Division I intercollegiate athletics conferences in the country. Now entering its 85th year of operation, the Southern Conference continues to emphasize the importance of the student-athlete and the league's role in helping to build lifelong leaders and role models.

The Southern Conference has excelled as the premier Division I-AA football conference since earning that classification in 1982. It currently consists of 12 members in four states throughout the Southeast and sponsors 19 varsity sports and championships that produce participants for NCAA Championships.

The Southern Conference is the nation's fourth oldest collegiate athletic association. Only the Big Ten (1896), the Missouri Valley (1907), and the Pac-10 (1915) conferences are older in terms of origination.

Throughout its history, the Southern Conference has been an innovator in college athletics. The Southern Conference was the first "super conference" with its charter membership including the likes of Alabama, Auburn, and North Carolina. The SoCon, as it has come to be known by headline writers throughout the country, is the league that gave birth to the three-point shot in college basketball and was the college home of such sporting greats as Arnold Palmer, Jerry West and Charlie "Choo Choo" Justice.

Academic excellence has been a major part of the Southern Conferences tradition. League athletes have been recognized countless times on Academic All-America and district teams. Eighteen Rhodes Scholar winners have come out of the conference. Each year, the league distributes at least five graduate scholarships. Last season, nearly 33 percent of all athletes participating in the Southern Conference carried grade point averages of 3.0 or better.

The Southern Conference office is located in Spartanburg, S.C.

MEMBERSHIP HISTORY

The Southern Conference was formed on February 25, 1921 at a meeting in Atlanta, Ga. Fourteen institutions from the 30-member Southern Intercollegiate Athletic Association (SIAA) reorganized as the Southern Conference. Those charter members included Alabama, Auburn, Clemson, Georgia, Georgia Tech, Kentucky, Maryland, Mississippi State, North Carolina, North Carolina State, Tennessee, Virginia, Virginia Tech and Washington & Lee. Athletic competition began in the fall of 1921.

In 1922, six more schools Florida, Louisiana State, Mississippi, South Carolina, Tulane and Vanderbilt joined the fold. A year later, the University of the South joined the ranks. Virginia Military Institute joined became a member in 1925 and Duke University came into the fold in 1929. Since then, conference membership has experienced a series of membership changes with 41 institutions having been affiliated with the league. The league has undergone two major transitions during its history.

The first occurred in December 1932 when the Southeastern Conference was formed out of the 23-school Southern Conference. In 1936, the Southern Conference invited The Citadel, William & Mary, Davidson, Furman, Richmond and Wake Forest to join the membership.

The second major shift happened in 1953 when Clemson, Duke, Maryland, North Carolina, North Carolina State, South Carolina and Wake Forest officially withdrew from the league to form the Atlantic Coast Conference. Current league members include Appalachian State, College of Charleston, The Citadel, Davidson, Elon, Furman, Georgia Southern, UNC Greensboro, Chattanooga, Western Carolina, and Wofford.

LEADERSHIP

The Southern Conference named its first commissioner in December 1950. Duke head football coach Wallace Wade made the transition from coaching to athletics administration as the first person at the helm of the conference.

Lloyd Jordan replaced Wade as the commissioner in 1960 and served a 14-year term until Ken Germann became the league head in 1974. Germann was the commissioner for 13 years and aided the league's expansion to include women's athletics. He was succeeded by Dave Hart in 1987 who orchestrated the transfer of the league office from Charlotte, N.C. to Asheville, N.C.

Wright Waters replaced Hart upon his retirement in 1991 and was succeeded by Alfred White



in 1996. White was followed in 2001 by Danny Morrison, who moved the conference offices to Spartanburg, S.C. Morrison departed in June of this year and was replaced by Geoff Cabe, who currently serves as interim commissioner.

CHAMPIONSHIPS HISTORY

The first Southern Conference Championship was the league basketball tournament held in Atlanta in 1922. The Southern Conference Tournament remains the oldest of its kind in college basketball.

In May of 1923, the league held its first outdoor track and field championship in Montgomery, Ala., and two other sports, cross country and tennis, held their first championships during the 1920s.

The 1930s saw four more sports — wrestling, indoor track and field, swimming and golf — celebrate their first conference championships.

Baseball was introduced as a Southern Conference sport in 1947, and rifle held its first conference championship in 1956. Soccer was the most recently added men's sport in 1967.

The Southern Conference began sponsoring women's sports during the 1983-84 season. That year, volleyball, basketball and tennis championships were held in the league. Cross country joined the mix in 1985 and the league began holding indoor and outdoor track championships in 1988. Most recently, the conference instituted golf and softball championships in the spring of 1994 and added soccer in the fall of 1994.

The Southern Conference currently declares champions in 10 men's sports — football, soccer, cross country, basketball, indoor track and field, outdoor track and field, wrestling, baseball, tennis and golf — and nine women's sports: soccer, volleyball, cross country, basketball, indoor track and field, outdoor track and field, tennis, golf and softball.

THE SOUTHERN CONFERENCE

702 North Pine Street
Spartanburg, S.C. 29303
Office Phone: (864) 591-5100
Office Fax: (828) 591-4282
Media Fax: (864) 591-3448
Website: www.SoConSports.com
E-mail: socon@socon.org



Cabe

Commissioner (Interim)	Geoff Cabe
Senior Associate Commissioner/External Affairs	Geoff Cabe
Associate Commissioner/Public Affairs	Steve Shutt
Associate Commissioner/Internal Affairs	Sue Arakas
Assistant Commissioner/Compliance	Doug King
Assistant Director of Public Affairs	Mandi Copeland
Assistant Commissioner/Marketing & Development	Pete Moore
Coordinator of Football Officials	Don Lucas

SOUTHERN CONFERENCE MEMBER SCHOOLS

Appalachian State University	Boone, North Carolina
The Citadel	Charleston, South Carolina
College of Charleston	Charleston, South Carolina
Davidson College	Davidson, North Carolina
Elon College	Elon, North Carolina
Furman University	Greenville, South Carolina
Georgia Southern University	Statesboro, Georgia
University of North Carolina-Greensboro	Greensboro, North Carolina
University of Tennessee-Chattanooga	Chattanooga, Tennessee
Western Carolina University	Cullowhee, North Carolina
Wofford College	Spartanburg, South Carolina

2005 Furman Football

THE SOUTHERN CONFERENCE / CHAMPIONSHIP PROFILE, RECORDS

Year	Champion	Record	Furman Finish	Furman Record	Furman Head Coach
1933	Duke	4-0			
1934	Washington & Lee	4-0			
1935	Duke	5-0			
1936*	Duke	7-0	3rd	4-1	A.P. McLeod
1937	Maryland	2-0	11th	1-2-2	A.P. McLeod
1938	Duke	5-0	14th	0-4-1	A.P. McLeod
1939	Duke	5-0	6th	3-3	A.P. McLeod
1940	Clemson	4-0	8th	4-3	A.P. McLeod
1941	Duke	5-0	9th	2-3-2	A.P. McLeod
1942	William & Mary	4-0	7th	3-3	A.P. McLeod
1943	Duke	4-0			
1944	Duke	4-0			
1945	Duke	4-0			
1946	North Carolina	4-0	13th	1-4	R.W. Smith
1947	William & Mary	7-1	13th	1-4	R.W. Smith
1948	Clemson	5-0	10th	2-4	H.E. Smith
1949	North Carolina	5-0	9th	3-3	H.E. Smith
1950	Washington & Lee	6-0	12th	2-4	Bill Young
1951	Maryland	5-0	15th	1-4-1	Bill Young
	VMI	5-0			
1952	Duke	5-0	7th	2-2-1	Bill Young
1953	West Virginia	4-0	2nd	2-0	Bill Young
1954	West Virginia	3-0	2nd	2-0	Bill Young
1955	West Virginia	4-0	7th	1-1	Homer Hobbs
1956	West Virginia	5-0	4th	2-2	Homer Hobbs
1957	VMI	4-0	4th	2-1	Homer Hobbs
1958	West Virginia	4-0	8th	1-2	Bob King
1959	VMI	5-0-1	4th	3-2	Bob King
1960	VMI	4-1	5th	2-2	Bob King
1961	The Citadel	5-1	5th	2-2	Bob King
1962	VMI	6-0	5th	2-2	Bob King
1963	Virginia Tech	5-0	4th	3-2	Bob King
1964	West Virginia	5-0	8th	1-4	Bob King
1965	West Virginia	4-0	6th	2-3	Bob King
1966	William & Mary	4-1-1	8th	1-4	Bob King
1967	West Virginia	4-0-1	5th	2-3	Bob King
1968	Richmond	6-0	7th	0-4	Bob King
1969	Davidson	5-1	6th	0-4	Bob King
1970	William & Mary	3-1	3rd	3-2	Bob King
1971	Richmond	5-1	5th	2-3	Bob King
1972	East Carolina	6-0	7th	1-6	Bob King
1973	East Carolina	7-0	4th	3-3	Art Baker
1974	VMI	5-1	7th	2-4	Art Baker
1975	Richmond	5-1	6th	2-4	Art Baker
1976	East Carolina	4-1	3rd	2-2	Art Baker
1977	Tenn.-Chattanooga	4-1	3rd	3-2	Art Baker
	VMI	4-1			
1978	FURMAN	4-1	1st	4-1	Dick Sheridan
	Tenn.-Chattanooga	4-1			
1979	Tenn.-Chattanooga	5-1	4th	4-3	Dick Sheridan
1980	FURMAN	7-0	1st	7-0	Dick Sheridan
1981	FURMAN	5-2	1st	5-2	Dick Sheridan
1982	FURMAN	6-1	1st	6-1	Dick Sheridan
1983	FURMAN	6-0-1	1st	6-0-1	Dick Sheridan
1984	Tenn.-Chattanooga	5-1	4th	3-3	Dick Sheridan
1985	FURMAN	6-0	1st	6-0	Dick Sheridan
1986	Appalachian State	7-0	3rd	4-2-1	Jimmy Satterfield
1987	Appalachian State	7-0	3rd	4-3	Jimmy Satterfield
1988	FURMAN	6-1	1st	6-1	Jimmy Satterfield
	Marshall	6-1			
1989	FURMAN	7-0	1st	7-0	Jimmy Satterfield
1990	FURMAN	6-1	1st	6-1	Jimmy Satterfield
1991	Appalachian State	6-1	4th	4-3	Jimmy Satterfield
1992	The Citadel	6-1	5th	4-3	Jimmy Satterfield
1993	Georgia Southern	7-1	4th	4-4	Jimmy Satterfield
1994	Marshall	7-1	7th	2-6	Bobby Johnson
1995	Appalachian State	8-0	3rd	5-3	Bobby Johnson
1996	Marshall	8-0	3rd	6-2	Bobby Johnson
1997	Georgia Southern	7-1	3rd	5-3	Bobby Johnson
1998	Georgia Southern	8-0	6th	3-5	Bobby Johnson
1999	FURMAN	7-1	1st	7-1	Bobby Johnson
	Georgia Southern	7-1			
	Appalachian State	7-1			
2000	Georgia Southern	7-1	2nd	6-2	Bobby Johnson
2001	FURMAN	7-1	1st	7-1	Bobby Johnson
	Georgia Southern	7-1			
2002	Georgia Southern	7-1	2nd	6-2	Bobby Lamb
2003	Wofford	8-0	4th	4-4	Bobby Lamb
2004	FURMAN	6-1	1st	6-1	Bobby Lamb
	Georgia Southern	6-1			

*Furman joins Southern Conference

SOUTHERN CONFERENCE CHAMPIONSHIP PROFILE

Southern Conference Championships Won Outright By Current League Members (21) — Furman 7 (1980, '81, '82, '83, '85, '89, '90), Georgia Southern 5 (1993, '97, '98, '00, '02), Appalachian State 4 (1986, '87, '91, '95), Chattanooga 2 (1979, '84); The Citadel 2 (1961, '92), Wofford 1.

Championships Shared By Current League Members (6) — Furman and Chattanooga (1978); Furman and Marshall (1988); Furman, Georgia Southern, Appalachian State (1999); Furman and Georgia Southern (2001, '04).

Championships Won Outright By Former League Members (41) — Clemson 2 (1940, '48); Duke 10 (1933, '35, '36, '38, '39, '41, '43, '44, '45, '52); East Carolina 2 (1972, '73, '76); Marshall 2 (1994, '96). Maryland 1 (1937); North Carolina 2 (1946, '49); Richmond 3 (1968, '71, '75); VMI 5 (1957, '59, '60, '62, '74); Virginia Tech 1 (1963); Washington & Lee 2 (1934, '50); West Virginia 8 (1953, '54, '55, '56, '58, '64, '65, '67), William & Mary 3 (1942, '47, '70).

Championships Shared By Former League Members (5) — Maryland and VMI (1951); East Carolina and William & Mary (1966); Davidson and Richmond (1969), Chattanooga and VMI (1977), Marshall and Furman (1988).

Championship Breakdown By School — Appalachian State 5 (4 outright, 1 shared); The Citadel 2 (both outright); Clemson 2 (both outright); Davidson 1 (shared); Duke 10 (all outright); East Carolina 4 (3 outright, 1 shared); **Furman 12 (7 outright, 5 shared)**; Georgia Southern 7 (5 outright, 2 shared); Marshall 3 (2 outright, 1 shared); Maryland 2 (1 outright, 1 shared); North Carolina 2 (both outright); Richmond 4 (3 outright, 1 shared); Chattanooga 4 (2 outright, 2 shared); Virginia Tech 1 (shared); Washington & Lee 2 (both outright); West Virginia 8 (all outright); William & Mary 4 (3 outright, 1 shared); Wofford 1 (1 outright).

Most Consecutive Championship Seasons By One School — 6 by Georgia Southern (1997, '98, '99, '00, '01, '02).

Most Championships Won By One School — 12 by Furman.

Number of Undefeated and Untied Championship Seasons — 39 (most recent, Wofford, 8-0, 2003).

TEAM WON-LOST RECORDS

(Since Southern Conference reclassification to NCAA I-AA in 1982)

Southern Conference Games				
School	W	L	T	.Pct
Georgia Southern	73	22	0	.768
Appalachian State	123	48	1	.718
FURMAN	117	51	2	.694
Wofford	36	27	0	.571
Western Carolina	73	92	3	.443
Chattanooga	69	97	1	.416
The Citadel	63	105	2	.376
Elon	3	12	0	.200
All Games				
School	W	L	T	.Pct
Georgia Southern	227	72	1	.758
FURMAN	189	87	4	.682
Appalachian State	176	93	2	.653
Wofford	64	49	0	.566
The Citadel	113	143	2	.442
Western Carolina	112	142	3	.441
Chattanooga	104	149	1	.411
Elon	5	18	0	.217





2005 Furman Football

THE SOUTHERN CONFERENCE / NCAA I-AA PLAYOFF HISTORY

Year	Teams	Site
1982	South Carolina State 17, FURMAN 0	Greenville, S.C.
1983	FURMAN 35, Boston University 16	Greenville, S.C.
	Western Carolina 24, Colgate 23	Cullowhee, N.C.
	Western Carolina 28, Holy Cross 21	Worcester, Mass.
	Western Carolina 14, FURMAN 7	Greenville, S.C.
	Southern Illinois 43, Western Carolina 7	Charleston, S.C.
1984	Arkansas State 37, Tenn.-Chattanooga 10	Jonesboro, Ark.
1985	FURMAN 59, Rhode Island 15	Greenville, S.C.
	FURMAN 35, Nevada 12	Greenville, S.C.
	Georgia Southern 44, FURMAN 42	Tacoma, Wash.
1986	Eastern Kentucky 23, FURMAN 10	Greenville, S.C.
	Nicholls State 28, Appalachian State 26	Boone, N.C.
1987	Appalachian State 20, Richmond 3	Boone, N.C.
	Marshall 41, James Madison 12	Huntington, W.Va.
	Appalachian State 19, Georgia Southern 0	Boone, N.C.
	Marshall 51, Weber State 23	Huntington, W.Va.
	Marshall 24, Appalachian State 10	Boone, N.C.
	Northeast Louisiana 43, Marshall 42	Pocatello, Idaho
1988	FURMAN 21, Delaware 7	Greenville, S.C.
	Marshall 7, North Texas State 0	Huntington, W.Va.
	Georgia Southern 38, The Citadel 20	Statesboro, Ga.
	FURMAN 13, Marshall 9	Huntington, W.Va.
	FURMAN 38, Idaho 7	Greenville, S.C.
	FURMAN 17, Georgia Southern 12	Pocatello, Idaho
1989	FURMAN 24, William & Mary 10	Greenville, S.C.
	FURMAN 42, Youngstown State 23	Greenville, S.C.
	Stephen F. Austin 21, FURMAN 19	Greenville, S.C.
	Middle Tennessee State 24, Appalachian State 21	Murfreesboro, Tenn.
1990	FURMAN 45, Eastern Kentucky 17	Richmond, Ky.
	Nevada 42, FURMAN 35 (3ot)	Reno, Nev.
	Georgia Southern 31, The Citadel 0	Statesboro, Ga.
1991	Marshall 20, Western Illinois 17 (ot)	Huntington, W.Va.
	Eastern Kentucky 14, Appalachian State 3	Richmond, Ky.
	Marshall 41, Northern Iowa 13	Huntington, W.Va.
	Marshall 14, Eastern Kentucky 7	Huntington, W.Va.
	Youngstown State 25, Marshall 17	Statesboro, Ga.
1992	Marshall 44, Eastern Kentucky 0	Huntington, W.Va.
	Middle Tennessee State 35, Appalachian State 10	Murfreesboro, Tenn.
	The Citadel 44, North Carolina A&T 0	Charleston, S.C.
	Marshall 35, Middle Tennessee State 21	Huntington, W.Va.
	Youngstown State 41, The Citadel 17	Charleston, S.C.
	Marshall 28, Delaware 7	Huntington, W.Va.
	Marshall 31, Youngstown State 28	Huntington, W.Va.
1993	Georgia Southern 14, Eastern Kentucky 12	Statesboro, Ga.
	Marshall 28, Howard 14	Huntington, W.Va.
	Youngstown State 34, Georgia Southern 14	Youngstown, Ohio
	Marshall 34, Delaware 31	Huntington, W.Va.
	Marshall 24, Troy State 21	Huntington, W.Va.
	Youngstown State 17, Marshall 5	Huntington, W.Va.
1994	Appalachian State 17, New Hampshire 10	Durham, N.H.
	Marshall 49, Middle Tennessee State 14	Huntington, W.Va.
	Boise State 17, Appalachian State 14	Boise, Idaho
	Marshall 28, James Madison 21	Huntington, W.Va.
	Boise State 28, Marshall 24	Boise, Idaho
1995	Appalachian State 31, James Madison 24	Boone, N.C.
	Georgia Southern 24, Troy State 21	Troy, Ala.
	Marshall 38, Jackson State 8	Huntington, W.Va.
	Stephen F. Austin 27, Appalachian State 17	Boone, N.C.
	Montana 45, Georgia Southern 0	Mossoula, Mont.
	Marshall 41, Northern Iowa 24	Huntington, W.Va.
	Marshall 25, McNeese State 13	Lake Charles, La.

	Montana 22, Marshall 20	Huntington, W.Va.
1996	FURMAN 42, Northern Arizona 31	Flagstaff, Ariz.
	Marshall 59, Delaware 14	Huntington, W.Va.
	East Tennessee State 35, Villanova 29	Johnson City, Tenn.
	Marshall 54, FURMAN 0	Huntington, W.Va.
	Montana 44, East Tennessee State 14	Missoula, Mont.
	Marshall 49, Montana 28	Huntington, W.Va.
1997	Georgia Southern 52, Florida A&M 37	Statesboro, Ga.
	Delaware 16, Georgia Southern 7	Newark, Del.
1998	Georgia Southern 49, Colgate 28	Statesboro, Ga.
	Appalachian State 45, Tennessee State 31	Boone, N.C.
	Georgia Southern 52, Connecticut 30	Statesboro, Ga.
	Northwestern State 31, Appalachian State 20	Boone, N.C.
	Georgia Southern 42, Western Illinois 14	Statesboro, Ga.
	Massachusetts 55, Georgia Southern 43	Chattanooga, Tenn.
1999	Massachusetts 30, FURMAN 23 (ot)	Greenville, S.C.
	Florida A&M 44, Appalachian State 29	Boone, N.C.
	Georgia Southern 72, Northern Arizona 29	Statesboro, Ga.
	Georgia Southern 38, Massachusetts 21	Statesboro, Ga.
	Georgia Southern 28, Illinois State 17	Statesboro, Ga.
	Georgia Southern 59, Youngstown State 24	Chattanooga, Tenn.
2000	Hofstra 31, FURMAN 24	Greenville, S.C.
	Georgia Southern 42, McNeese State 17	Statesboro, Ga.
	Appalachian State 33, Troy State 30	Troy, Ala.
	Georgia Southern 48, Hofstra 20	Statesboro, Ga.
	Appalachian State 17, Western Kentucky 14	Bowling Green, Ky.
	Georgia Southern 27, Delaware 18	Wilmington, Del.
	Montana 19, Appalachian State 16 (ot)	Missoula, Mont.
	Georgia Southern 27, Montana 25	Chattanooga, Tenn.
2001	FURMAN 24, Western Kentucky 20	Greenville, S.C.
	Georgia Southern 60, Florida A&M 35	Statesboro, Ga.
	Appalachian State 40, William & Mary 27	Boone, N.C.
	FURMAN 34, Lehigh 17	Greenville, S.C.
	Georgia Southern 38, Appalachian State 24	Statesboro, Ga.
	FURMAN 24, Georgia Southern 17	Statesboro, Ga.
	Montana 13, FURMAN 6	Chattanooga, Tenn.
2002	Villanova 45, FURMAN 38	Villanova, Pa.
	Maine 14, Appalachian State 13	Boone, N.C.
	Georgia Southern 34, Bethune-Cookman 0	Statesboro, Ga.
	Georgia Southern 31, Maine 7	Statesboro, Ga.
	Western Kentucky 31, Georgia Southern 28	Statesboro, Ga.
2003	Wofford 31, North Carolina A&T 10	Spartanburg, S.C.
	Wofford 34, Western Kentucky 17	Spartanburg, S.C.
	Delaware 24, Wofford 9	Dover, Del.
2004	FURMAN 49, Jacksonville State 7	Greenville, S.C.
	New Hampshire 27, Georgia Southern 23	Statesboro, Ga.
	James Madison 14, FURMAN 13	Greenville, S.C.

NCAA I-AA PLAYOFF GAMES (As Member of Southern Conference)

School	Record	First	Quarter	Semi	Championship
Appalachian St.	8-12	6-6	2-4	0-2	0-0
The Citadel	1-3	1-2	0-1	0-0	0-0
E. Tennessee St.	1-1	1-0	0-1	0-0	0-0
FURMAN	15-12	6-5	5-3	3-2	1-2
Ga. Southern	18-7	8-1	5-3	3-2	2-1
Marshall	23-6	8-0	7-1	6-1	2-4
Chattanooga	0-1	0-1	0-0	0-0	0-0
Western Carolina	3-1	1-0	1-0	1-0	0-1
Wofford	2-1	1-0	1-0	0-1	0-0
Totals	71-44	32-15	21-12	13-8	5-8

2005 Furman Football

THE SOUTHERN CONFERENCE / FURMAN TEAM STATISTICAL CHAMPIONS

RUSHING OFFENSE

Year	G	Yards	Avg.
1960	10	1944	194.4
1961	10	1946	194.6
1962	10	2268	226.8
1978	11	2843	258.5
1981	11	2879	261.7
1982 (2)	11	2907	264.3
1983 (1)	11	3158	287.1
1984 (2)	11	3100	281.8
1985 (2)	11	3167	287.9
1986 (8)	11	2838	258.0

TOTAL OFFENSE

Year	G	Yards	Avg.
1960	10	2929	292.2
1961	10	2972	297.2
1976	11	4114	374.0
1978	11	4648	422.5
1982 (9)	11	4285	389.5
1983 (3)	11	5084	462.2
1984 (4)	11	4974	452.2
1985 (5)	11	5128	466.2
1986	11	4007	364.3
1989	11	4338	394.4
1990 (15)	11	4590	417.3

SCORING OFFENSE

Year	G	Points	Avg.
1961	10	174	17.4
1970	11	261	23.7
1981 (20)	11	293	26.6
1983 (3)	11	378	34.4
1984 (T6)	11	363	33.0
1985 (7)	11	384	34.9
1986	11	328	29.8
1989 (14)	11	345	31.4
1990 (14)	11	345	31.4

RUSHING DEFENSE

Year	G	Yards	Avg.
1959	10	1495	149.5
1961	10	1459	145.9
1975	11	1767	160.6
1980	11	1537	139.7
1984 (11)	11	1133	103.0
1986 (18)	11	1506	112.3
1987	11	1452	132.0
1988 (2)	11	1017	92.5
1989 (19)	11	1391	126.5
1991	11	1539	139.9
2000 (45)	11	1498	136.2
2001 (29)	11	1373	124.8

PASSING DEFENSE

Year	G	Yards	Avg.
1973	11	935	85.0
1974	11	769	69.9
1986 (3)	11	1327	120.6
1995 (33)	11	1368	124.4
2003 (1)	11	1461	132.8

PASSING EFFICIENCY DEFENSE

Year	G	Yards	Rating
2003 (5)	11	1461	97.5

TOTAL DEFENSE

Year	G	Yards	Avg.
1959	10	2548	254.8
1974	11	2804	254.9
1975	11	2931	266.5
1986 (3)	11	2563	233.0
1988 (4)	11	2620	238.2
1989 (2)	11	2801	254.6
1991	11	3439	312.6
1992 (17)	11	3419	310.8
2003 (4)	11	2998	272.5

SCORING DEFENSE

Year	G	Points	Avg.
1953	9	100	11.1
1970	11	204	18.5
1974	11	166	15.1
1980	11	177	16.1
1983 (4)	11	107	9.7
1988 (1)	11	107	9.7
1989 (4)	11	135	12.3
2000 (14)	11	178	16.2
2003 (2)	11	155	14.1
2004 (8)	13	216	16.6



2005 Furman Football

THE SOUTHERN CONFERENCE / FURMAN INDIVIDUAL STATISTICAL CHAMPIONS

RUSHING

Year	Player	G	Yds.	Avg.
1960	Tom Campbell	10	616	61.6
1961	Tom Campbell	10	767	76.7
1962	Elliott Keller	10	724	72.4
1981	Stanford Jennings	11	1168	106.2
1982	Stanford Jennings	11	1007	91.5
1983	Stanford Jennings (6)	11	1260	114.5
1984	Robbie Gardner (5)	11	1232	112.0
1990	Carl Tremble (16)	10	1034	103.4
1992	Carl Tremble (3)	11	1555	141.4
2000	Louis Ivory (1)	11	2079	189.0
2001	Louis Ivory (10)	11	1492	135.6

PASSING

Year	Player	Att.	Cmp.	Int.	Yds.	Avg.
1967	Clyde Hewell	220	132	11	1873	187.3

PASSING EFFICIENCY

Year	Player	Att.	Cmp.	Int.	Yds.	Eff.
1982	David Charpia (10)	197	106	8	1524	122.4
1983	David Charpia (2)	211	127	7	1811	149.0
1984	Bobby Lamb (3)	191	106	7	1781	159.3
1985	Bobby Lamb (1)	228	133	6	2264	171.2
1989	Frankie DeBusk (4)	182	100	2	1726	156.0
1990	Frankie DeBusk (18)	273	145	13	2433	134.1
2002	Billy Napier (2)	276	189	8	2475	157.1

SCORING

Year	Player	G	TD	FG	XP	Pts.	Avg.
1954	Johnny Popson	10	9	0	0	54	5.4
1970	Steve Crislip	11	10	0	2	62	5.6
1983	Stanford Jennings (8)	11	15	0	0	90	8.2
1985	Chas Fox	9	13	4	4	82	9.1
1990	Carl Tremble (12)	11	15	0	0	90	8.2
1991	Andrew Burr (12)	11	0	14	45	87	7.9
2001	Louis Ivory (7)	11	19	0	0	114	10.4
2003	Danny Marshall	11	0	16	31	79	7.2

PASS RECEIVING

Year	Player	G	Rec.	Yds.	TD
1958	Ray Siminski	9	35	568	5
1967	Robbie Hahn	10	53	840	10
1976	Tommy Southard	11	39	510	2
1985	Chas Fox	9	34	649	11
2002	Bear Rinehart	12	70	892	3

PUNTING

Year	Player	G	Att.	Yds.	Avg.
1968	Jimmy Jordan	10	84	3368	40.1
1980	John Johnson	11	58	2345	40.4
1981	John Johnson	10	34	1413	41.5
1993	Ronnie McCutchan (2)	11	47	2057	43.7

KICKOFF RETURNS

Year	Player	No.	Yds.	TD	Avg.
1970	Steve Crislip	15	438	0	29.2
1976	Jimmy Kiser	14	333	0	23.8
1981	Mark Bridgman	15	368	0	24.5

1985	Mark Rudder (13)	22	499	1	22.7
1990	Daryl Rogers	11	260	0	23.6
1995	Josh Cole (1)	17	546	1	32.1
1998	Tyron Berrian (12)	17	461	0	27.1
1999	Des Kitchings	12	441	3	36.8
2001	Brian Bratton (1)	14	521	3	37.2

PUNT RETURNS

Year	Player	No.	Yds.	TD	Avg.
1973	Vince Perone	20	240	1	12.0
1984	Chas Fox (15)	25	277	0	11.1
1986	Jerome Norris	18	152	0	8.4
2002	Bear Rinehart (5)	17	253	1	14.9

ALL-PURPOSE RUNNING

Year	Player	G	Yds.	Avg.
1981	Stanford Jennings	11	1351	122.8
1983	Stanford Jennings (15)	11	1566	142.4
2000	Louis Ivory	11	2093	190.3
2001	Louis Ivory (24)	11	1572	142.9

INTERCEPTIONS

Year	Player	G	No.	Yds.
1961	Tony Carmignani	10	6	123
1964	Lavern Barrs	10	6	22
1971	Mike Fabian	11	5	62
1972	Vince Perone	11	10	70
1974	Curtis Boyd	11	6	105
1997	John Keith	11	4	103

(#) National Rank (regular season games only prior to '02)

2005 Furman Football

THE SOUTHERN CONFERENCE / 2004 ALL-SOUTHERN CONFERENCE TEAMS

COACHES

FIRST TEAM OFFENSE

TE	Furman	Willis Sudderth	6-3	245	Sr.	Lilburn, Ga.
WR	Appalachian State	DaVon Fowlkes	5-8	165	Sr.	Fort Wayne, Ind.
WR	Chattanooga	Alonzo Nix	6-1	187	Sr.	Laurel, Miss.
OT	Furman	Ben Bainbridge	6-6	292	Sr.	Oklahoma City, Okla.
OT	Georgia Southern	Albert Turner	6-0	277	Sr.	Rydal, Ga.
OG	Georgia Southern	Chad Motte	6-4	303	Jr.	Arab, Ala.
OG	Wofford	Eric Deutsch	6-4	330	Sr.	Cincinnati, Ohio
C	Elon	Brandon Mason	6-3	260	Sr.	Martinsville, Va.
QB	Appalachian State	Richie Williams	6-3	185	Jr.	Camden, S.C.
RB	Georgia Southern	Jermaine Austin	5-8	205	Jr.	Darien, Ga.
RB	Elon	John Taylor	6-2	215	So.	Richmond, Va.
RS	Appalachian State	DaVon Fowlkes	5-8	165	Sr.	Fort Wayne, Ind.
PK	Georgia Southern	Jonathan Dudley	6-0	183	So.	Franklin County, Va.

FIRST TEAM DEFENSE

DL	Wofford	Lee Basinger	6-1	255	Sr.	Kannapolis, N.C.
DL	Furman	Roy Ravenell	6-1	254	So.	Goose Creek, S.C.
DL	Georgia Southern	Eric Hadley	6-2	251	Sr.	Thomasville, Ga.
DL	Western Carolina	Albert Reid	6-0	265	Sr.	Morganton, N.C.
LB	Furman	William Freeman	6-3	235	Jr.	Swansea, S.C.
LB	Elon	Calvin Sutton	6-0	230	Sr.	Grifton, N.C.
LB	Georgia Southern	Derrick Butler	6-0	224	Sr.	Orangeburg, S.C.
DB	Georgia Southern	James Young	6-2	219	So.	Tampa, Fla.
DB	Citadel	Shawn Grant	5-9	215	Jr.	Sumter, S.C.
DB	Furman	Cam Newton	6-1	203	Sr.	Bennettsville, S.C.
DB	Georgia Southern	Terence McBride	5-9	183	Jr.	Sumter, S.C.
P	Georgia Southern	Dan Jordan	6-4	212	RS	Evans, Ga.

SECOND TEAM OFFENSE

TE	Citadel	Ross Armstrong	6-3	240	Sr.	Blythewood, S.C.
WR	Furman	Isaac West	6-0	186	Sr.	Augusta, Ga.
WR	Furman	Brian Bratton	5-10	185	Sr.	Martinez, Ga.
OT	Wofford	Kevin Hodapp	6-3	280	Jr.	Cincinnati, Ohio
OT	Appalachian State	Grant Oliver	6-5	305	Jr.	Lexington, S.C.
OG	Georgia Southern	Travis Sims	6-2	281	So.	Americus, Ga.
OG	Wofford	Bobby Gibbs	6-3	295	Sr.	Corbin, Ky.
C	Georgia Southern	Lance Wayne	6-2	280	So.	Lake Worth, Fla.
QB	Georgia Southern	Chaz Williams	5-11	207	Sr.	Apopka, Fla.
RB	Citadel	Nehemiah Broughton	6-0	240	Sr.	North Charleston, S.C.
RB	Wofford	Kevious Johnson	5-9	180	So.	Fitzgerald, Ga.
RS	Georgia Southern	Teddy Craft	5-11	190	So.	Hartwell, Ga.
PK	Furman	Scott Beckler	6-2	180	Fr.	Anderson, S.C.

SECOND TEAM DEFENSE

DL	Appalachian State	Marques Murrell	6-2	230	So.	Fayetteville, N.C.
DL	Citadel	Michael Ballentine	6-2	240	Sr.	Honea Path, S.C.
DL	Georgia Southern	DeShawn Jude	6-2	260	Sr.	Atlanta, Ga.
DL	Georgia Southern	Eric McIntire	6-2	267	Sr.	Estero, Fla.
LB	Appalachian State	Jerelle Carter	5-10	220	Sr.	Axton, Va.
LB	Elon	Chad Nkang	6-0	220	So.	Hyattsville, Md.
LB	Georgia Southern	John Mohring	6-1	212	So.	Naples, Fla.
DB	Appalachian State	Nygel Rogers	6-0	205	Sr.	Bishopville, S.C.
DB	Western Carolina	Primus Glover	6-3	190	Jr.	Springfield, Ga.
DB	Georgia Southern	Tariq Muhammad	6-1	194	Jr.	Smyrna, Ga.
DB	Western Carolina	Bruce Lee	5-9	155	So.	Camden, S.C.
P	Western Carolina	Tim Mayse	5-11	215	So.	Pine Mountain, Ga.

Coach of the Year: Mike Sewak, Georgia Southern
Offensive Player of the Year: DaVon Fowlkes, Appalachian State
Defensive Player of the Year: William Freeman, FURMAN
Freshman of the Year: Jayson Foster, Georgia Southern

SPORTS MEDIA ASSOCIATION

FIRST TEAM OFFENSE

TE	Furman	Willis Sudderth	6-3	245	Sr.	Lilburn, Ga.
WR	Appalachian State	DaVon Fowlkes	5-8	165	Sr.	Fort Wayne, Ind.
WR	Furman	Isaac West	6-0	186	Sr.	Augusta, Ga.
OT	Furman	Ben Bainbridge	6-6	292	Sr.	Oklahoma City, Okla.
OT	Georgia Southern	Albert Turner	6-0	277	Sr.	Rydal, Ga.
OG	Georgia Southern	Chad Motte	6-4	303	Jr.	Arab, Ala.
OG	Wofford	Eric Deutsch	6-4	330	Sr.	Cincinnati, Ohio
C	Elon	Brandon Mason	6-3	260	Sr.	Martinsville, Va.
QB	Appalachian State	Richie Williams	6-3	185	Jr.	Camden, S.C.
RB	Wofford	Kevious Johnson	5-9	180	So.	Fitzgerald, Ga.
RB	Elon	John Taylor	6-2	215	So.	Richmond, Va.
RS	Appalachian State	DaVon Fowlkes	5-8	165	Sr.	Fort Wayne, Ind.
PK	Furman	Scott Beckler	6-2	180	Fr.	Anderson, S.C.

FIRST TEAM DEFENSE

DL	Wofford	Lee Basinger	6-1	255	Sr.	Kannapolis, N.C.
DL	Furman	Roy Ravenell	6-1	254	So.	Goose Creek, S.C.
DL	Georgia Southern	Eric Hadley	6-2	251	Sr.	Thomasville, Ga.
DL	Appalachian State	Marques Murrell	6-2	230	So.	Fayetteville, N.C.
LB	Furman	William Freeman	6-3	223	Jr.	Swansea, S.C.
LB	Elon	Chad Nkang	6-0	220	So.	Hyattsville, Md.
LB	Georgia Southern	Derrick Butler	6-0	224	Sr.	Orangeburg, S.C.
DB	Georgia Southern	James Young	6-2	219	So.	Tampa, Fla.
DB	Appalachian State	Nygel Rogers	6-0	205	Sr.	Bishopville, S.C.
DB	Furman	Cam Newton	6-1	203	Sr.	Bennettsville, S.C.
DB	Georgia Southern	A.J. Bryant	6-5	190	Jr.	Bushnell, Fla.
P	Georgia Southern	Dan Jordan	6-4	212	RS	Evans, Ga.

SECOND TEAM OFFENSE


TE	Citadel	Ross Armstrong	6-3	240	Sr.	Blythewood, S.C.
WR	Chattanooga	Alonzo Nix	6-1	187	Sr.	Laurel, Miss.
WR	Furman	Brian Bratton	5-10	185	Sr.	Martinez, Ga.
OT	Wofford	Kevin Hodapp	6-3	280	Sr.	Cincinnati, Ohio
OT	Appalachian State	Matt Isenhour	6-1	280	So.	Maiden, N.C.
OG	Furman	Patrick Covington	6-3	289	Jr.	Charlotte, N.C.
OG	Wofford	Bobby Gibbs	6-3	295	Sr.	Corbin, Ky.
C	Furman	Corey Stewart	6-2	280	Jr.	Lilburn, Ga.
QB	Georgia Southern	Chaz Williams	5-11	207	Sr.	Apopka, Fla.
RB	Citadel	Nehemiah Broughton	6-0	240	Sr.	North Charleston, S.C.
RB	Georgia Southern	Jermaine Austin	5-8	205	Jr.	Darien, Ga.
RS	Georgia Southern	Teddy Craft	5-11	190	So.	Hartwell, Ga.
PK	Georgia Southern	Jonathan Dudley	6-0	183	So.	Franklin County, Va.

SECOND TEAM DEFENSE

DL	Western Carolina	Albert Reid	6-0	265	Sr.	Morganton, N.C.
DL	Citadel	Michael Ballentine	6-2	240	Sr.	Honea Path, S.C.
DL	Wofford	Katon Bethay	6-2	285	Jr.	Milton, Wisc.
DL	Furman	Brant Glover	5-11	263	Jr.	Gainesville, Ga.
LB	Appalachian State	Jerelle Carter	5-10	220	Sr.	Axton, Va.
LB	Elon	Calvin Sutton	6-0	230	Sr.	Grifton, N.C.
LB	Furman	Cedrick Ritter	6-2	231	Sr.	Fairfax, S.C.
DB	Citadel	Shawn Grant	5-9	215	Jr.	Sumter, S.C.
DB	Elon	Dwayne Ijames	5-10	186	Jr.	Winston-Salem, N.C.
DB	Furman	T.J. Wilson	5-11	180	Sr.	Rome, Ga.
DB	Appalachian State	Jeremy Wiggins	5-9	190	So.	Macon, Ga.
P	Furman	Bo Moore	6-1	187	Sr.	Madison, Ga.

Coach of the Year: Bobby Lamb, FURMAN
Offensive Player of the Year: DaVon Fowlkes, Appalachian State
Defensive Player of the Year: William Freeman, FURMAN
Freshman of the Year: Andrew Thacker, FURMAN

THE RECORD BOOK





2005 Furman Football

THE RECORD BOOK / TEAM STATISTICS

RUSHING

Most Attempts, Game

Furman: 72 vs. Appalachian State, 1982
72 vs. Carson-Newman, 1983
Opponents: 74 by Wofford, 1979

Most Yards, Game

Furman: 521 vs. Davidson, 1984
Opponents: 524 by Auburn, 1956

Fewest Yards, Game

Furman: (-40) vs. Wofford, 1968
Opponents: (-52) by George Washington, 1959

Most Attempts, Season

Furman: 636, 1983
Opponents: 570, 1976

Most Yards, Season

Furman: 3,382, 2000
Opponents: 2,835, 1994

Most Yards Per Attempt, Season

Furman: 5.9, 2000
Opponents: 5.5, 1994

Most Yards Per Game, Season

Furman: 307.4, 2000
Opponents: 257.7, 1994

Fewest Yards Per Game, Season

Furman: 79.6, 1968
Opponents: 92.5, 1988

Most Touchdown Rushes, Season

Furman: 42, 1999
Opponents: 32, 1994

PASSING

Most Attempts, Game

Furman: 67 vs. Wofford, 1969
Opponents: 90 by Rhode Island, 1985

Fewest Attempts, Game

Furman: 1 vs. Davidson, 1957
Opponent: 1 by Wofford, 1955

Most Completions, Game

Furman: 32 vs. Wofford, 1969
Opponents: 45 by Rhode Island, 1985

Fewest Completions, Game

Furman: 0 vs. Wofford, 1962
Opponents: 0 by four opponents
(most recent Georgia Southern, 1993)

Most Passes Had Intercepted, Game

Furman: 6 by Wofford, 1969
Opponents: 8 vs. Presbyterian, 1951

Most Yards, Game

Furman: 354 vs. Samford, 1967
Opponents: 532 by Rhode Island, 1985
532 by Chattanooga, 1999

Fewest Yards, Game

Furman: 0 vs. Wofford, 1962
Opponents: 0 by five opponents
(most recent Georgia Southern, 1993)

Most Attempts, Season

Furman: 339, 2004
Opponents: 406, 2004

Most Completions, Season

Furman: 208, 2004
Opponents: 225, 2004

Highest Completion Percentage, Season

Furman: .668, 2002
Opponents: .628, 2004

Highest Passing Efficiency, Season

Furman: 162.45, 1985
Opponents: 139.46, 1979

Most Yards, Season

Furman: 2,974, 2004
Opponents: 2,637, 1984

Most Yards Per Completion, Season

Furman: 17.2, 1989
Opponents: 17.4, 1979

Most Passes Had Intercepted, Season

Furman: 25, 1969
Opponents: 28, 1986

Most Yards Per Game, Season

Furman: 228.8, 2004
Opponents: 239.7, 1984

Most Touchdown Passes, Season

Furman: 24, 2004
Opponents: 16, 1979

TOTAL OFFENSE

Most Attempts, Game

Furman: 95 vs. Appalachian State, 1983
Opponents: 114 by Nevada, 1985

Most Yards, Game

Furman: 676 vs. The Citadel, 1987
Opponents: 640 by Georgia Southern, 1985

Fewest Yards, Game

Furman: 0 vs. Wake Forest, 1952
Opponents: 37 by George Washington, 1959

Most Attempts, Season

Furman: 926, 2004
Opponents: 903, 2004

Most Yards, Season

Furman: 5,914, 2004
Opponents: 4,600, 1994

Most Yards Per Attempt, Season

Furman: 6.61, 1999
Opponents: 6.15, 1994

Most Yards Per Game, Season

Furman: 466.2, 1985
Opponents: 418.2, 1994

Most Touchdown Responsibilities, Season

Furman: 57, 2004
Opponents: 42, 1994

SCORING

Most Points, Quarter

Furman: 35 (2Q) vs. Davidson, 1982
35 (1Q) vs. Elon, 2002
Opponents: 49 (2Q) by Davidson, 1969

Most Points, Game

Furman: 69 vs. Wofford, 1920
69 vs. Piedmont, 1935
Opponents: 118 by Georgia Tech, 1918

Most Touchdowns, Game

Furman: 11 vs. Piedmont, 1935
Opponents: 16 by Georgia Tech, 1918

Combined Points, Game

118, (Georgia Tech 118, Furman 0), 1918
118, (Furman 63, Davidson 55), 1979

Most Points, Season

Furman: 449, 2004
Opponents: 343, 1969

Most Points Per Game, Season

Furman: 37.2, 1999
Opponents: 29.5, 1994

Most Shutouts, Season

Furman: 7, (1920, 1921, 1927, 1932)
Opponents: 6, 1902

Consecutive Shutouts, Season

Furman: 7, 1932
Opponents: 3, (1924, 1948)

KICK SCORING

Most Field Goals Attempted, Game

Furman: 5 vs. Western Carolina, 1986
5 vs. East Tennessee State, 1990
5 vs. Western Carolina, 2003
Opponents: 6 by Appalachian State, 1991

Most Field Goals Made, Game

Furman: 5 vs. East Tennessee State, 1990
Opponents: 4 by Appalachian State, 1991

Most Extra Points Attempted, Game

Furman: 9 vs. Davidson, 1979
9 vs. Davidson, 1982
9 vs. Chattanooga, 2003

Most Extra Points Made, Game

Furman: 9 vs. Davidson, 1979
9 vs. Davidson, 1982
9 vs. Chattanooga, 2003

Most Field Goals Attempted, Season

Furman: 29, 1986
Opponents: 24, 1987

Most Field Goals Made, Season

Furman: 18, 1986
Opponents: 19, 1987

FIRST DOWNS

Most First Downs, Game

Furman: 35 vs. Davidson, 1983





2005 Furman Football

THE RECORD BOOK / TEAM STATISTICS

Opponents: 35 by Marshall, 1994

Fewest First Downs, Game

Furman: 2 vs. Memphis State, 1961
Opponents: 4 by four opponents
(most recent by VMI, 1999)

Most First Downs, Season

Furman: 318, 2004
Opponents: 240, 1994

THIRD DOWN CONVERSIONS

Highest Third Down Conversion Percentage, Season

Furman: 50.6%, 2004
Opponents: 45.6%, 1994

Lowest Third Down Conversion Percentage, Season

Furman: 31.3%, 1986
Opponents: 26.1%, 1988

TIME OF POSSESSION

Highest Average Possession Time Per Game, Season

Furman: 33:11, 1984
Opponents: 32:15, 1997

TURNOVERS

Most Fumbles Lost, Game

Furman: 7 vs. Wofford, 1952
7 vs. Chattanooga, 1979
Opponents: 6 by three opponents
(most recent The Citadel, 1981)

Most Turnovers, Game

Furman: 11 vs. Chattanooga, 1979
Opponents: 12 by Presbyterian, 1951

Most Fumbles Lost, Season

Furman: 31, 1974 & 1979
Opponents: 21, 1980.

Most Turnovers, Season

Furman: 44 (31 Fumbles, 13 Interceptions), 1979
Opponents: 48 (20 Fumbles, 28 Interceptions), 1986

Highest Turnover Ratio, Season

Furman: 4.00 (31 fumbles, 13 interceptions), 1979
Opponents: 4.36 (20 fumbles, 28 interceptions), 1986

Highest Turnover Margin, Season

Furman: +1.46, 1986

Lowest Turnover Ratio, Season

Furman: -1.10, 1979 & 1988

PENALTIES

Most Yards Penalized, Game

Furman: 139 vs. William & Mary, 1962
Opponents: 197 by William & Mary, 1962

Most Yards Penalized, Season

Furman: 753, 1966
Opponents: 771, 1997

Fewest Yards Penalized, Season

Furman: 351, 1984
Opponents: 412, 1980

PUNTING/PUNT & KICKOFF RETURNS

Most Punts, Game

Furman: 13 vs. South Carolina, 1949
13 vs. East Carolina, 1972
Opponents: 13 by East Carolina, 1972

Most Punts, Season

Furman: 91, 1972
Opponents: 80, 1988

Highest Punt Return Average, Season

Furman: 14.6, 1992.
Opponents: 13.7, 1994.

Lowest Punt Return Average, Season

Furman: 3.7, 1980
Opponents: 1.1, 1984

Highest Kickoff Return Average, Season

Furman: 27.1, 1997
Opponents: 26.3, 1993

Lowest Kickoff Return Average, Season

Furman: 14.3, 1974
Opponents: 16.1, 1982

DEFENSE

Most Quarterback Sacks, Game

Furman: 10 vs. Chattanooga, 1997
Opponent: 12 by Clemson, 1996

Most Quarterback Sacks, Season

Furman: 39, 1989
Opponents: 39, 1996

Fewest Quarterback Sacks, Season

Furman: 9, 1998.
Opponents: 6, 1985

WON-LOST-TIED

Most Victories

Season: 13, 1988
Two Seasons: 25, 1988-89
Three Seasons: 34, 1988-90
Four Seasons: 41, (1987-90; 1988-91)

Fewest Victories:

Season: 1, (1955, 1968, 1972)
Two Seasons: 2, 1968-69
Three Seasons: 6, (1946-48; 1955-57)
Four Seasons: 8, 1955-58

Most Defeats

Season: 9, (1955, 1968, 1972)
Two Seasons: 17, (1955-56; 1968-69)
Three Seasons: 24, (1955-57)
Four Seasons: 31, (1955-58)

Fewest Defeats

Season: 1, (1927, 1980)
Two Seasons: 2, (1926-27)
Three Seasons: 4, (1931-33)
Four Seasons: 7, (1930-33)

Most Conference Victories, Season

7, (1980, 1989, 1999, 2001)

Fewest Conference Victories, Season

0, (1968, 1969)

Most Conference Defeats, Season

6, (1972, 1994)

Fewest Conference Defeats, Season

0, (1953, 1954, 1980, 1983, 1985, 1989)

Consecutive Victories

Season: 12, 1989
More Than One Season: 11, 1932-33
Over One Opponent: 20 over VMI, 1980-Present

Consecutive Defeats

Season: 8, (1955, 1968, 1972)
More Than One Season: 11, 1954-55
To One Opponent: 26 to Clemson, 1938-Present

Consecutive Conference Victories

Season: 7, (1980, 1989)
More Than One Season: 13, 1988-90
Over One Opponent: 20 over VMI, 1980-Present

Consecutive Conference Defeats

Season: 6, 1972
More Than One Season: 8, 1968-70
To One Opponent: 7 to The Citadel, 1971-77

Consecutive Home Victories

Season: 8, (1988, 1989)
More Than One Season: 19, 1987-89
Over One Opponent: 15 over Newberry, 1915-1954

Consecutive Road Victories

Season: 5, 1985
More Than One Season: 5, (1932-33, 1988-89)
Over One Opponent: 9 over Wofford, (1918-47)
9 over VMI, (1981-Present)

Longest Unbeaten Streak

12, 1989

Longest Winless Streak

11, 1954-55

ATTENDANCE

Largest Crowd, Game

Home: 19,300 vs. Clemson, 1940
Sirrine Stadium: 19,300 vs. Clemson, 1940
Paladin Stadium: 19,058 vs. Appalachian State, 1981
Road: 80,508 vs. Clemson, 1989

Highest Gross Attendance, Season

Home: 101,295 (9 Dates), 1989
Away: 150,747 (6 Dates), 1988
Total: 257,522 (15 Dates), 1988

Highest Average Attendance

Home: 15,207 (5 Dates), 1990
Away: 22,550 (6 Dates), 1982
Total: 19,385 (12 Dates), 1982



RUSHING

Most Attempts

Game: 41, Louis Ivory vs. East Tennessee State, 2000
 Game (Opponent): 39, Floyd Allen, VMI, 1979
 Season: 286, Louis Ivory, 2001
 Career: 847, Louis Ivory, 1998-01

Most Yards Per Attempt

Season: 7.3, Robbie Gardner, 1984
 Career: 6.6, Brothel Cole, 1978-81

Most Yards

Game: 301, Louis Ivory vs. Georgia Southern, 2000
 Game (Opponent): 246, Floyd Allen, VMI, 1979
 Season: 2,079, Louis Ivory, 2000
 As A Freshman: 916, Larry Robinson, 1973
 As A Sophomore: 1,376, Louis Ivory, 1999
 As A Junior: 2,079, Louis Ivory, 2000
 As A Senior: 1,555, Carl Tremble, 1992
 Career: 5,353, Louis Ivory, 1998-01

Most Yards Per Game

Season: 189.0, Louis Ivory, 2000
 Career: 127.4, Louis Ivory, 1998-01

Most 100-Yard Performances

Season: 10, Carl Tremble, 1992
 10, Louis Ivory, 2000-01
 Career: 28, Louis Ivory, 1998-01
 Consecutive: 9, Carl Tremble, 1992
 9, Louis Ivory, 2000-01

Most 200-Yard Performances

Season: 5, Louis Ivory, 2000
 Career: 6, Louis Ivory, 1998-01
 Consecutive: 3, Louis Ivory, 2000

Most Touchdowns

Game: 5, William Gressette vs. Presbyterian, 1915
 5, William Gressette vs. Erskine, 1916
 Season: 19, Louis Ivory, 2001
 Career: 53, Louis Ivory, 1998-01

Longest Rush

Furman: 93, Russ Sutton vs. Presbyterian, 1951
 Opponent: 95, Sammie Smith, Florida State, 1987

PASSING

Most Attempts

Game: 67, Cleve Hightower vs. Wofford, 1969
 Game (Opponent): 78, Tom Ehrhardt, Rhode Island, 1985
 Season: 320, Ingle Martin, 2004
 Career: 672, Braniff Bonaventure, 1993-96

Most Yards Per Attempt

Season: 10.3, Bobby Lamb, 1985
 Career: 9.3, Bobby Lamb, 1982-85

Most Completions

Game: 32, Cleve Hightower vs. Wofford, 1969
 Game (Opponent): 41, Chris Sanders, Chattanooga, 1999
 Season: 198, Ingle Martin, 2004
 Career: 412, Braniff Bonaventure, 1993-96

Most Yards Per Completion

Season: 17.5, Bobby Lamb, 1985

Career: 16.8, Bobby Lamb, 1982-85

Most Yards

Game: 356, Cleve Hightower vs. Wofford, 1969
 Game (Opponent): 532, Chris Sanders, Chattanooga, 1999
 Season: 2,792, Ingle Martin, 2004
 As A Freshman: 943, Brent Rickman, 1997
 As A Sophomore: 1,674, Braniff Bonaventure, 1994
 As A Junior: 2,792, Ingle Martin, 2004
 As A Senior: 2,475, Billy Napier, 2002
 Career: 5,379, Braniff Bonaventure, 1993-96

Most Yards Per Game

Season: 214.8, Ingle Martin, 2004
 Career: 146.6, Frankie DeBusk, 1987-90

Best Completion Percentage

Game: 1.000 (12-12), Billy Napier vs. Georgia Southern (2G), 2001
 Game (Opponent): .947 (18-19), Stanley Myers, The Citadel, 1998
 Season: .685 (189-276), Billy Napier, 2002
 Career: .645 (356-552), Billy Napier, 1999-02

Most Interceptions

Game: 6, Cleve Hightower vs. Wofford, 1969
 Game (Opponent): 6, Tom Ehrhardt, Rhode Island, 1985
 Season: 19, Cleve Hightower, 1969
 Career: 32, Clyde Hewell, 1966-68

Consecutive Attempts Without Interception

Season: 203, Braniff Bonaventure, 1996
 Two Seasons: 215, Braniff Bonaventure, 1995-96

Consecutive Completions

Game: 12, David Henderson vs. Marshall, 1978
 12, Billy Napier vs. Georgia Southern (2G), 2001
 Game (Opponent): 28, Richie Williams, Appalachian State, 2004
 Cumulative: 19, Justin Hill (3 vs. The Citadel, 9 vs. East Tennessee State, 7 vs. North Carolina), 1999

Highest Passing Efficiency Rating

Game: 411.08 (8-10-0-237-4TDs), Billy Napier vs. Elon, 2002
 Game (Opponent): 226.11 (20-25-0-317-3TDs), Michael Payton, Marshall, 1992
 Season: 170.89, Bobby Lamb, 1985
 Career: 156.32, Bobby Lamb, 1982-85

Most Touchdowns

Game: 5, Hugh Swilling vs. VMI, 1991
 Game (Opponent): 4, Buster O'Brien, Richmond, 1968
 4, Michael Payton, Marshall, 1991
 Season: 22, Ingle Martin, 2004
 Career: 41, Bobby Lamb, 1982-85

Longest Pass

Furman: 92, David Charpia to Chas Fox vs. East Tennessee State, 1983
 92, Philly Jones to Rick Ford vs. Ga. Southern, 1993
 Opponent: 99, Gerald Clark to John Dent, Guilford, 1970

TOTAL OFFENSE

Most Attempts

Game: 72, Cleve Hightower vs. Wofford, 1969
 Game (Opponent): 80, Tom Ehrhardt, Rhode Island, 1985
 Season: 382, Ingle Martin, 2004
 Career: 918, David Whitehurst, 1973-76

Most Yards

Game: 374, Cleve Hightower vs. Mississippi College, 1969
 Game (Opponent): 526, Chris Sanders, Chattanooga, 1999
 Season: 3,084, Ingle Martin, 2004
 Career: 5,640, Frankie DeBusk, 1987-90



Most Yards Per Game

Season: 237.2, Ingle Martin, 2004
 Career: 165.9, Frankie DeBusk, 1987-90

Most Touchdown Responsibilities

Game: 5, William Gressette vs. Erskine, 1915
 5, William Gressette vs. Presbyterian, 1916
 5, Tim Sorrells vs. Davidson, 1979
 5, John Bagwell vs. Marshall, 1987
 5, Frankie DeBusk vs. East Tennessee State, 1989
 5, Hugh Swilling vs. VMI, 1991
 5, Ingle Martin vs. Jacksonville State, 2004
 Season: 25, Ingle Martin, 2005
 Career: 53, Louis Ivory, 1998-01

SCORING

Most Points

Game: 32, William Gressette vs. Presbyterian, 1915
 Season: 114, Louis Ivory, 2001
 Career: 316, Louis Ivory, 1998-01

Most Touchdowns

Game: 5, William Gressette vs. Presbyterian, 1915
 5, William Gressette vs. Erskine, 1916
 Season: 19, Louis Ivory, 2001
 Career: 53, Louis Ivory, 2001

KICK SCORING

Most Points

Game: 17, Glen Connally vs. East Tennessee State, 1990
 Season: 90, Mike Wood, 1986
 Career: 312, Danny Marshall, 2000-03

Most Extra Points Attempted

Game: 9, Keith Potter vs. Davidson, 1979
 9, Tim Tanguay vs. Davidson, 1982
 9, Glen Connally vs. Presbyterian, 1990
 Season: 53, Jason Wells, 1999
 Career: 168, Danny Marshall, 2000-03

Most Extra Points Made

Game: 9, Keith Potter vs. Davidson, 1979
 9, Tim Tanguay vs. Davidson, 1982
 9, Glen Connally vs. Presbyterian, 1990
 Season: 49, Jason Wells, 1999
 Career: 159, Danny Marshall, 2000-03

Highest Extra Point Percentage

Season: 100.0% (36-36), Mike Wood, 1986
 100.0% (31-31), Danny Marshall, 2003
 Career: .957 (135-141), Keven Esva, 1982-85

Most Field Goal Attempts

Game: 5, Mike Wood vs. Western Carolina, 1986
 5, Glenn Connally vs. East Tennessee State, 1990
 5, Danny Marshall vs. Western Carolina, 2003
 Season: 28, Mike Wood, 1986
 Career: 64, Danny Marshall, 2000-03

Most Field Goals Made

Game: 5, Glen Connally vs. East Tennessee State, 1990
 Season: 18, Mike Wood, 1986
 Career: 51, Danny Marshall, 2000-03
 Consecutive: 12, Danny Marshall, 2001

Highest Field Goal Percentage

Game: 100.0% (5-5), Glen Connally vs. E. Tenn. St., 1990

Season: 87.5% (14-16), Andrew Burr, 1991
 Career: 87.5% (14-16), Andrew Burr, 1991

Longest Field Goal

Furman: 52, Jim Richter vs. Western Carolina, 1993
 Opponent: 57, Eddie Taylor, Newberry, 1985

RECEIVING

Most Receptions

Game: 13, Byron Trotter vs. Wofford, 1969
 Game (Opponent): 15, Ross Ortega, Nevada, 1990
 Season: 70, Bear Rinehart, 2002
 Career: 140, Isaac West, 2001-04

Most Yards

Game: 206, Donald Lipscomb vs. William & Mary, 1990
 Game (Opponent): 247, Ross Ortega, Nevada, 1990
 Season: 1,006, Isaac West, 2004
 As A Freshman: 277, Isaac West, 2001
 As A Sophomore: 535, Robbie Hahn, 1967
 As A Junior: 840, Robbie Hahn, 1967
 As A Senior: 1,006, Isaac West, 2004
 Career: 2,338, Isaac West, 2001-04

Most Yards Per Game

Season: 84.0, Robbie Hahn, 1967
 Career: 68.8, Robbie Hahn, 1966-67

Most Yards Per Reception

Season: 23.5, Donald Lipscomb, 1990
 Career: 22.8, Donald Lipscomb, 1988-91

Most Touchdowns

Game: 3, Tim Crawford vs. Newberry, 1965
 3, Chas Fox vs. Davidson, 1985
 3, Isaac West vs. Elon, 2002
 Season: 11, Chas Fox, 1985
 Career: 26, Chas Fox, 1982-85

KICKOFF RETURNS

Most Returns

Game: 7, Brian Bratton vs. Villanova, 2002
 Season: 36, Brian Bratton, 2002
 Career: 89, Brian Bratton, 2001-04

Most Yards

Game: 163, Vince Perone, Jr. vs. Wofford, 1973
 Season: 705, Brian Bratton, 2002
 Career: 2,053, Brian Bratton, 2001-04

Most Yards Per Return

Season: 37.2, Brian Bratton, 2001
 Career: 29.3, Des Kitchings, 1996-99

Most Touchdowns

Season: 3, Des Kitchings, 1999
 3, Brian Bratton, 2001
 Career: 4, Des Kitchings, 1996-99

Longest Kickoff Return

Furman: 100, Vince Perone, Jr. vs. Wofford, 1973
 100, John Popson vs. The Citadel, 1954
 100, Brian Bratton vs. Appalachian State, 2001
 100, Brian Bratton vs. Wofford, 2001
 Opponent: 100, Richard Holland, VMI, 2000



2005 Furman Football

THE RECORD BOOK / INDIVIDUAL RECORDS

PUNT RETURNS

Most Returns

Game: 7, Don Clardy vs. Chattanooga, 1989
7, Josh Cole vs. South Carolina State, 1996
Season: 39, Chas Fox, 1983
Career: 106, Chas Fox, 1982-85

Most Yards

Game: 127, Don Clardy vs. Chattanooga, 1989
Season: 342, Zach Smerdzinski, 1998
Career: 1,025, Zach Smerdzinski, 1997-00

Most Yards Per Return

Season: 15.8, Jimmy Jordan, 1968
Career: 12.8, Bear Rinehart, 1999-02

Longest Punt Return

Furman: 88, Vince Perone, Jr. vs. East Tennessee State, 1973
Opponent: 90, Anthony Morocco, Georgia, 1950

DEFENSE

Most Tackles

Game: 28, Milan Sterling vs. Wofford, 1993
Season: 195, Milan Sterling, 1993
As A Freshman: 162, Kota Suttle, 1989
As A Sophomore: 145, Orlando Ruff, 1996
As A Junior: 162, Kevin Kendrick, 1989
As A Senior: 195, Milan Sterling, 1993
Career: 489, Kota Suttle, 1989-92

Most Primary Tackles

Season: 125, Milan Sterling, 1993
Career: 283, Kota Suttle, 1989-92

Most Assisted Tackles

Season: 80, Kota Suttle, 1989
Career: 242, Kevin Kendrick, 1987-90

Most Quarterback Sacks

Game: 7, Bryan Dailer vs. Chattanooga, 1997
Season: 17.5, Bryan Dailer, 1997
Career: 31.5, Kelly Fletcher, 1986-89
31.5, Bryan Dailer, 1994-97

FUMBLE RECOVERIES

Most Fumble Recoveries

Game: 4, Drayton Dorn vs. Clemson, 1932
Season: 5, Jeff Snipes, 1980
Career: 9, Jeff Snipes, 1978-80

Longest Fumble Return

Furman: 94, Kevin Quinlan vs. North Carolina, 1980
Opponent: 77, Tony Robertson, Presbyterian, 1990

INTERCEPTIONS

Most Interceptions

Game: 3, Joe Watts vs. Presbyterian, 1951
3, Mark Gordon vs. Presbyterian, 1975
3, John Zemina vs. VMI, 1982
3, Walter Booth vs. Appalachian State, 1999
3, Josh Cooper vs. The Citadel, 2000
Game (Opponent): 3, Joe Pirrello, Tampa, 1966
Season: 10, Vince Perone, Jr., 1972

Career: 16, Vince Perone, Jr., 1972-74

Longest Interception Return

Furman: 99, John Keith vs. Chattanooga, 1997
Opponent: 96, Allan Bloodworth, Mercer, 1936

TOTAL TURNOVERS

Most Turnovers

Game: 5, (3 fumble recoveries, 2 interceptions) Andre Hentz vs. South Carolina State, 1994

PUNTING

Most Punts

Game: 13, Paul Stombaugh vs. South Carolina, 1949
13, Mike Bartik vs. East Carolina, 1972
Season: 86, Mike Bartik, 1972
Career: 205, Jimmy Jordan, 1966-68

Most Yards

Game: 459, Mike Bartik vs. East Carolina, 1972
Season: 3,230, Jimmy Jordan, 1968
Career: 8,104, Paul Stombaugh, 1947-49

Highest Average Per Punt

Season: 44.7, Paul Stombaugh, 1949
Career: 41.7, Paul Stombaugh, 1947-49

Longest Punt

Furman: 84, Jimmy Kerr vs. Tampa, 1966
Opponent: 77, Josh Siefken, Chattanooga, 1995

OFFENSIVE LINE

Most Plays

Game: 92, Steve Duggan vs. The Citadel, 1990
92, Clay Tiedeman vs. The Citadel, 1990
92, Eric Walter vs. The Citadel, 1990
Season: 910, Steve Duggan, 1988
Career: 2,952, Donnie Littlejohn, 1998-01

Highest Rating

Game: 2.11, Mike Coleman vs. VMI (80 plays), 1981
Season: 1.99, Charlie Anderson (658 plays), 1980
1.99, Eric Walter (797 plays), 1990
1.99, Chris Stewart (904 plays), 2001
Career: 1.98, Chris Stewart (2,605 plays), 1998-01

Most Exceptional Performances

Season: 8, Charlie Anderson, 1980
8, Eric Walter, 1990
8, Chris Stewart, 2001
Career: 19, Eric Walter, 1988-91

MISCELLANEOUS

Most Games

Career: 53, Kevin Kendrick, 1987-90
53, Allen Edwards, 1988-91
53, Eric Walter, 1988-91

Consecutive Starts

Career: 50, Will Bouton, 1998-01



2005 Furman Football

THE RECORD BOOK / RUSHING



Cedrick Gipson averaged 6.0 yards per carry and rushed for a team leading 745 yards in 2004.

LONGEST RUSHING PLAYS

Player	Year	Site-Opponent (Score)	Yards
Russ Sutton	1951	h-Presbyterian (39-0)	93
Mike Glenn	1980	a-Appalachian State (21-20)	88
Robbie Gardner	1984	a-Marshall (38-28)	88
Robbie Gardner	1984	h-Central Florida (42-6)	88
Louis Ivory	2000	h-William & Mary (34-10)	88
Paul Gwinn	1937	h-Wofford (58-0)	85
Larry Robinson	1976	h-East Carolina (17-10)	84
Mark Stowers	1977	h-East Tennessee State (42-14)	84
Stanford Jennings	1981	a-Davidson (30-12)	84
Lamar Rember	2002	h-The Citadel (37-10)	83
Bob Griffin	1931	a-The Citadel (33-7)	82
Dewey Proctor	1942	h-Wake Forest (6-14)	82

OPPONENT LONGEST RUSHING PLAYS

Player	Year	Site-Opponent (Score)	Yards
Sammie Smith	1987	a-Florida State (10-41)	95
Bucky George	1951	h-Clemson (14-34)	90
Calvin Florence	1970	h-Chattanooga (18-16)	90
Johnny Griffeth	1946	h-Georgia (7-70)	89
John Settle	1986	a-Appalachian State (17-17)	88
Billy Hair	1950	a-Clemson (2-57)	87
Andre Gibson	1977	a-VMI (17-3)	85
Jerry Ellison	1993	a-Chattanooga (42-45)	85
Murray Davis	1952	h-Newberry (47-6)	83
King Dixon	1957	a-South Carolina (13-58)	82
Teddy Putman	1965	h-Frederick (51-14)	82

SINGLE GAME RUSHING ATTEMPTS

Player	Year	Site-Opponent (Score)	Attempts
Louis Ivory	2000	a-East Tennessee State (21-23)	41 (227 yds.)
Carl Tremble	1992	a-Chattanooga (35-7)	39 (228 yds.)
Mark Stowers	1978	h-Western Carolina (42-7)	35 (159 yds.)
Louis Ivory	1999	a-North Carolina (28-3)	34 (177 yds.)
Louis Ivory	2001	h-Presbyterian (47-28)	34 (176 yds.)
Steve Crislip	1971	a-Carson-Newman (23-10)	33 (229 yds.)
Louis Ivory	2000	h-Georgia Southern (45-10)	33 (301 yds.)
Louis Ivory	2000	h-Hofstra (24-31)	33 (172 yds.)
Louis Ivory	2001	h-Western Kentucky (24-20)	33 (170 yds.)
James McDougald	1977	a-Wake Forest (24-13)	32 (131 yds.)
Jimmy Kiser	1977	a-Appalachian State (28-20)	31 (153 yds.)
Stanford Jennings	1982	h-The Citadel (27-0)	31 (114 yds.)
Larry Robinson	1974	h-Wofford (21-0)	31 (111 yds.)
George Vaughn	1969	h-Carson-Newman (21-21)	30 (122 yds.)
Stanford Jennings	1981	a-James Madison (30-14)	30 (169 yds.)
Mike Glenn	1979	a-Western Carolina (28-14)	30 (96 yds.)
Carl Tremble	1990	h-The Citadel (30-17)	30 (202 yds.)

OPPONENT SINGLE GAME RUSHING ATTEMPTS

Player	Year	Site-Opponent (Score)	Attempts
Floyd Allen	1979	a-VMI (20-21)	39 (246 yds.)
John Settle	1986	a-Appalachian State (17-17)	34 (245 yds.)
Chris Parker	1993	h-Marshall (17-3)	32 (121 yds.)
Melvin Dorsey	1981	a-Western Carolina (31-27)	31 (165 yds.)
Charles Bostick	1995	h-Georgia Southern (20-27)	31 (132 yds.)

Adrian Peterson	1998	h-Georgia Southern (17-45)	31 (183 yds.)
Tyrone Coleman	1998	h-Chattanooga (31-28)	31 (150 yds.)
Ron Lear	1979	h-Marshall (34-24)	30 (218 yds.)
Archie Amerson	1996	a-Northern Arizona (42-31)	30 (206 yds.)

SINGLE GAME RUSHING YARDAGE

Player	Year	Site-Opponent (Score)	Yards
Louis Ivory	2000	h-Georgia Southern (45-10)	301 (33 att.)
Mike Glenn	1980	h-Presbyterian (28-7)	261 (18 att.)
Ernest Crosby	1996	h-South Carolina State (27-13)	243 (26 att.)
Louis Ivory	2000	h-William & Mary (34-10)	232 (27 att.)
Steve Crislip	1971	a-Carson-Newman (23-10)	229 (33 att.)
Carl Tremble	1992	a-Chattanooga (35-7)	228 (39 att.)
Louis Ivory	2000	a-East Tennessee State (21-23)	227 (41 att.)
Louis Ivory	2000	h-The Citadel (33-7)	214 (25 att.)
John Bagwell	1987	h-Marshall (42-36)	213 (27 att.)
Louis Ivory	2000	h-Chattanooga (45-44)	207 (29 att.)
Louis Ivory	1999	h-East Tennessee State (48-21)	203 (22 att.)
Pat Carroll	1970	a-Carson-Newman (42-34)	202 (16 att.)
Carl Tremble	1990	h-The Citadel (30-17)	202 (30 att.)

OPPONENT SINGLE GAME RUSHING YARDAGE

Player	Year	Site-Opponent (Score)	Yards
Floyd Allen	1979	a-VMI (20-21)	246 (39 att.)
John Settle	1986	a-Appalachian State (17-17)	245 (34 att.)
Travis Tidwell	1946	a-Auburn (6-26)	222 (18 att.)
Greg Hill	1998	h-Georgia Southern (17-45)	219 (19 att.)
Greg Hill	1999	a-Georgia Southern (38-41)	219 (28 att.)
Ron Lear	1979	h-Marshall (34-24)	218 (30 att.)
Terrance Rivers	1994	h-The Citadel (44-52)	217 (14 att.)
Archie Amerson	1996	a-Northern Arizona (42-31)	206 (30 att.)

100-YARD RUSHING GAMES

(Since 1956)

Player	Year	Site-Opponent (Score)	Yards
Louis Ivory	2000	h-Georgia Southern (45-10)	301 (33 att.)
Mike Glenn	1980	h-Presbyterian (28-7)	261 (18 att.)
Ernest Crosby	1996	h-South Carolina State (27-13)	243 (26 att.)
Louis Ivory	2000	h-William & Mary (34-10)	232 (27 att.)
Steve Crislip	1971	a-Carson-Newman (23-10)	229 (33 att.)
Carl Tremble	1992	a-Chattanooga (35-7)	228 (39 att.)
Louis Ivory	2000	a-East Tennessee State (21-23)	227 (41 att.)
Louis Ivory	2000	h-The Citadel (33-7)	214 (25 att.)
John Bagwell	1987	h-Marshall (42-36)	213 (27 att.)
Louis Ivory	2000	h-Chattanooga (45-44)	207 (29 att.)
Louis Ivory	1999	h-East Tennessee State (48-21)	203 (22 att.)
Pat Carroll	1970	a-Carson-Newman (42-34)	202 (16 att.)
Carl Tremble	1990	h-The Citadel (30-17)	202 (30 att.)
Louis Ivory	2001	h-Wofford (45-14)	198 (23 att.)
Bob Buzzell	1965	a-Lehigh (27-15)	189 (22 att.)
Louis Ivory	2000	h-Western Carolina (38-14)	187 (17 att.)
Pat Carroll	1970	a-Guilford (23-10)	186 (24 att.)
Robbie Gardner	1984	a-Marshall (38-28)	185 (18 att.)
Carl Tremble	1992	a-Appalachian State (16-13)	185 (26 att.)
Louis Ivory	2000	h-Elon (16-3)	182 (20 att.)
Stanford Jennings	1981	a-Davidson (30-12)	181 (7 att.)
Mike Glenn	1979	a-Davidson (63-55)	180 (29 att.)
Brian Jager	1985	h-East Tennessee State (35-31)	180 (29 att.)
Louis Ivory	1999	h-North Carolina (28-3)	177 (34 att.)
Carl Tremble	1992	h-Liberty (31-7)	176 (15 att.)
Louis Ivory	2001	h-Presbyterian (47-28)	176 (34 att.)
Carl Tremble	1992	h-The Citadel (14-20)	173 (27 att.)
Louis Ivory	2000	h-Hofstra (24-31)	172 (33 att.)
Louis Ivory	2000	h-Newberry (44-10)	171 (19 att.)
Louis Ivory	2001	h-Western Kentucky (24-20)	170 (33 att.)
John Cook	1962	h-The Citadel (33-25)	169 (26 att.)
Donny Griffin	1972	a-Davidson (35-51)	169 (22 att.)
Stanford Jennings	1981	a-James Madison (30-14)	169 (30 att.)
Donny Griffin	1972	h-Wofford (24-7)	168 (22 att.)
Stanford Jennings	1983	a-Georgia Tech (17-14)	168 (22 att.)
Carl Tremble	1992	h-Presbyterian (43-7)	168 (15 att.)
Dwight Sterling	1989	h-Wofford (42-7)	166 (17 att.)
Stuart Rentz	1996	a-VMI (31-14)	166 (21 att.)
Stanford Jennings	1983	h-Chattanooga (28-14)	165 (17 att.)
Louis Ivory	2000	a-Wofford (27-18)	165 (28 att.)



2005 Furman Football

THE RECORD BOOK / RUSHING

Brothel Cole	1980	a-East Tennessee State (33-21)	164	(27 att.)
Stanford Jennings	1981	h-Appalachian State (22-18)	163	(19 att.)
Robbie Gardner	1986	h-The Citadel (37-14)	162	(29 att.)
Louis Ivory	1998	h-South Carolina State (27-19)	161	(23 att.)
Steve Crislip	1971	a-Presbyterian (14-35)	159	(17 att.)
Harry King	1976	a-North Carolina State (17-12)	159	(16 att.)
Mark Stowers	1978	a-Western Carolina (24-7)	159	(35 att.)
Stanford Jennings	1982	h-Davidson (63-14)	159	(16 att.)
Louis Ivory	2001	a-Western Carolina (31-13)	159	(22 att.)
Louis Ivory	2001	a-Chattanooga (42-10)	158	(28 att.)
Ernest Crosby	1996	a-Appalachian State (20-14)	155	(23 att.)
Steve Bishop	1980	a-Appalachian State (21-20)	154	(25 att.)
Jimmy Kiser	1977	h-Appalachian State (28-20)	153	(31 att.)
Dennis Williams	1982	a-Appalachian State (27-21)	153	(23 att.)
Stanford Jennings	1982	a-Appalachian State (27-21)	153	(24 att.)
Stanford Jennings	1983	h-Carson-Newman (52-7)	153	(12 att.)
Keith Moore	1986	h-Western Carolina (13-19)	153	(15 att.)
Larry Robinson	1973	h-VMI (19-13)	151	(22 att.)
Leonardo McClarty	1994	h-The Citadel (44-52)	151	(26 att.)
Louis Ivory	1999	a-William & Mary (52-6)	151	(17 att.)
Stanford Jennings	1982	a-Marshall (45-7)	150	(21 att.)
Robbie Gardner	1984	h-The Citadel (42-14)	150	(22 att.)
Robbie Gardner	1984	h-Western Carolina (19-20)	150	(14 att.)
Louis Ivory	1999	a-Western Carolina (27-19)	150	(27 att.)
Mark Stowers	1977	h-East Tennessee State (42-12)	149	(9 att.)
Robbie Gardner	1984	h-Davidson (55-7)	148	(19 att.)
Joe Street	1967	h-Lehigh (38-15)	147	(28 att.)
Larry Robinson	1975	a-Presbyterian (35-7)	147	(20 att.)
Carl Tremble	1991	a-Western Carolina (42-14)	147	(17 att.)
Lemar Bell	1986	a-Chattanooga (21-10)	146	(17 att.)
Louis Ivory	2001	h-East Tennessee State (31-6)	146	(26 att.)
Hindley Brigham	2003	a-Chattanooga (63-21)	145	(11 att.)
Elliott Keller	1962	a-George Washington (7-14)	144	(18 att.)
Carl Tremble	1991	h-East Tennessee State (52-23)	144	(19 att.)
Stuart Rentz	1999	h-VMI (58-0)	144	(17 att.)
Mark Stowers	1978	a-Appalachian State (52-34)	143	(25 att.)
Stanford Jennings	1983	a-The Citadel (49-21)	143	(24 att.)
Mark Moore	1995	a-Chattanooga (23-21)	143	(17 att.)
Louis Ivory	1999	h-Massachusetts (23-30)	143	(19 att.)
Steve Crislip	1971	h-VMI (14-0)	142	(21 att.)
Tim Sorrells	1979	a-Davidson (63-55)	142	(14 att.)
Robbie Gardner	1984	h-Central Florida (42-6)	142	(14 att.)
Carl Tremble	1990	a-Eastern Kentucky (45-17)	140	(19 att.)
Steve Crislip	1971	h-Guilford (42-14)	139	(19 att.)
Carl Tremble	1989	a-Western Carolina (17-3)	139	(19 att.)
Bobby Lamb	1985	h-Marshall (34-3)	138	(10 att.)
Tom Campbell	1961	h-Presbyterian (27-6)	137	(22 att.)
Larry Robinson	1976	h-East Carolina (17-10)	137	(10 att.)
Brothel Cole	1979	a-The Citadel (45-44)	137	(14 att.)
Hindley Brigham	2002	a-Western Carolina (19-13)	137	(28 att.)
Larry Robinson	1975	h-Appalachian State (30-23)	136	(26 att.)
Louis Ivory	2001	a-Wyoming (14-20)	136	(19 att.)
Dwight Sterling	1987	a-The Citadel (58-13)	135	(21 att.)
Carl Tremble	1992	h-VMI (41-13)	135	(13 att.)
Louis Ivory	1999	h-Appalachian State (35-21)	135	(27 att.)
Louis Ivory	2000	a-VMI (35-21)	135	(28 att.)
Dennis Williams	1981	a-VMI (33-21)	134	(21 att.)
Carl Tremble	1989	h-Youngstown State (42-23)	134	(14 att.)
Justin Hill	1999	h-Wofford (30-3)	134	(11 att.)
Stuart Rentz	1998	h-Samford (34-24)	133	(22 att.)
Lamar Rembert	2002	a-VMI (55-28)	133	(11 att.)
Larry Robinson	1973	h-Appalachian State (17-0)	132	(16 att.)
Robbie Gardner	1986	h-Presbyterian (45-31)	132	(16 att.)
Kennet Goldsmith	1988	h-Presbyterian (21-0)	132	(23 att.)
Mark Moore	1995	h-Wofford (38-0)	132	(12 att.)
Brian Jager	1985	h-Newberry (21-24)	131	(16 att.)
Patrick Baynes	1989	h-Youngstown State (42-23)	131	(11 att.)
Louis Ivory	2001	a-The Citadel (30-7)	131	(29 att.)
Carl Tremble	1990	a-William & Mary (28-38)	129	(17 att.)
Stanford Jennings	1981	h-Liberty (38-14)	128	(13 att.)
Ernest Crosby	1997	h-Appalachian State (24-22)	128	(20 att.)
Louis Ivory	1999	a-Chattanooga (40-35)	128	(22 att.)
Toreico O'Neal	2001	h-Lehigh (34-17)	128	(12 att.)
John Cook	1962	a-Tampa (14-15)	127	(15 att.)
Robbie Gardner	1986	a-Appalachian State (17-17)	127	(25 att.)

Hindley Brigham	2003	a-Georgia Southern (24-29)	127	(11 att.)
Dwight Sterling	1987	a-Florida State (10-41)	126	(18 att.)
Hugh Swilling	1991	a-Connecticut (35-24)	126	(18 att.)
Carl Tremble	1992	h-Western Carolina (27-29)	126	(19 att.)
Louis Ivory	2001	h-Elon (46-7)	126	(19 att.)
Hindley Brigham	2003	h-East Tennessee State (30-10)	126	(20 att.)
Mark Stowers	1978	h-Davidson (56-14)	125	(17 att.)
Leonardo McClarty	1994	a-VMI (28-11)	125	(18 att.)
Stuart Rentz	1996	h-Western Carolina (45-30)	125	(18 att.)
Tom Campbell	1960	a-Tampa (7-7)	124	(24 att.)
Carl Tremble	1991	h-Chattanooga (24-21)	124	(25 att.)
John Drye	1985	h-Newberry (21-24)	123	(12 att.)
Billy Stockdale	1990	h-The Citadel (30-17)	123	(22 att.)
Carl Tremble	1991	a-Connecticut (35-24)	123	(16 att.)
George Vaughn	1967	h-Carson-Newman (21-21)	122	(30 att.)
Louis Ivory	2001	a-Georgia Southern (10-20)	122	(23 att.)
Steve Crislip	1971	a-The Citadel (33-35)	121	(24 att.)
Billy Whitley	1993	h-Connecticut (26-17)	121	(21 att.)
Ernest Zuberer	1963	h-George Washington (29-14)	120	(19 att.)
David Kelly	1976	h-Presbyterian (38-21)	120	(10 att.)
Kennet Goldsmith	1988	h-VMI (31-13)	120	(17 att.)
Marq Cerqua	1996	h-Western Carolina (45-30)	120	(11 att.)
George Angelica	1959	h-Presbyterian (23-24)	119	(21 att.)
Robbie Gardner	1984	h-South Carolina State (29-10)	119	(18 att.)
John Bagwell	1985	h-Newberry (21-24)	119	(5 att.)
John Bagwell	1985	a-Davidson (58-7)	119	(13 att.)
Tom Campbell	1961	a-Wofford (12-7)	118	(26 att.)
Carl Tremble	1990	h-VMI (51-22)	118	(14 att.)
Billy Stockdale	1990	h-VMI (51-22)	118	(10 att.)
Leonardo McClarty	1993	h-VMI (24-0)	118	(17 att.)
Brothel Cole	1980	h-Presbyterian (28-7)	117	(12 att.)
Billy Whitley	1993	h-Wofford (14-14)	117	(26 att.)
Des Kitchings	1999	a-William & Mary (52-6)	117	(5 att.)
Tom Campbell	1961	a-Davidson (45-19)	116	(13 att.)
Mark Stowers	1978	h-Wofford (36-12)	116	(20 att.)
Dennis Williams	1984	a-North Carolina State (34-30)	116	(15 att.)
Larry Robinson	1973	a-Lenoir-Rhyne (52-20)	115	(— att.)
Richie Harris	1987	a-The Citadel (58-13)	115	(12 att.)
Dwight Sterling	1989	h-Appalachian State (31-6)	115	(18 att.)
Carl Tremble	1989	h-William & Mary (24-10)	115	(28 att.)
Justin Hill	2000	h-Appalachian State (17-18)	115	(21 att.)
John Cook	1962	a-Davidson (14-7)	114	(17 att.)
Harry King	1974	a-Appalachian State (3-27)	114	(10 att.)
Stanford Jennings	1982	h-The Citadel (27-0)	114	(31 att.)
Robbie Gardner	1982	h-Western Carolina (12-6)	114	(19 att.)
Ernest Crosby	1997	h-Elon (38-20)	114	(22 att.)
Hindley Brigham	2002	h-Chattanooga (35-7)	114	(12 att.)
Dewey Proctor	1942	h-Wake Forest (6-14)	113	(12 att.)
Kent Woerner	1977	a-Chattanooga (17-7)	113	(27 att.)
Brothel Cole	1979	h-Appalachian State (31-17)	113	(11 att.)
Stanford Jennings	1983	a-Davidson (55-7)	113	(16 att.)
Carl Tremble	1992	a-East Tennessee State (45-14)	113	(24 att.)
Jerry Penland	1956	h-Newberry (7-13)	112	(18 att.)
Larry Robinson	1973	h-Richmond (17-20)	112	(29 att.)
Larry Robinson	1975	a-Wofford (14-14)	112	(18 att.)
Kent Woerner	1977	h-Presbyterian (13-13)	112	(20 att.)
Mike Glenn	1979	h-Appalachian State (31-17)	112	(24 att.)
Leonardo McClarty	1994	h-William & Mary (26-28)	112	(23 att.)
Mark Moore	1994	a-VMI (28-11)	112	(13 att.)
Larry Robinson	1974	h-Wofford (21-10)	111	(31 att.)
Brothel Cole	1979	h-Western Carolina (23-14)	111	(20 att.)
Carl Tremble	1990	h-Western Carolina (44-9)	111	(16 att.)
Stuart Rentz	1998	h-The Citadel (24-25)	111	(22 att.)
Sandy Davis	1978	h-Davidson (56-14)	110	(14 att.)
Hindley Brigham	2003	h-Elon (31-7)	110	(18 att.)
Hindley Brigham	2003	h-Richmond (31-17)	110	(20 att.)
Johnny Talkington	1965	h-Richmond (14-0)	109	(16 att.)
Mike Glenn	1978	a-East Tennessee State (35-14)	108	(22 att.)
Steve Bishop	1980	a-Chattanooga (42-28)	108	(17 att.)
Stanford Jennings	1983	h-Marshall (31-7)	108	(24 att.)
Rod Green	1993	h-Connecticut (26-17)	108	(12 att.)
John Cook	1962	h-Wofford (34-21)	107	(15 att.)
Steve Crislip	1970	a-Davidson (31-24)	107	(15 att.)
Mark Stowers	1978	h-The Citadel (17-13)	107	(23 att.)
Stanford Jennings	1982	a-East Tennessee State (20-15)	107	(25 att.)

Justin Hill	1997	h-Wofford (28-7)	107	(9 att.)
Louis Ivory	1999	h-Wofford (30-3)	107	(20 att.)
Pat Carroll	1970	h-Richmond (23-9)	106	(10 att.)
Carl Tremble	1989	h-Chattanooga (27-17)	106	(23 att.)
Hindley Brigham	2001	h-VMI (65-7)	106	(8 att.)
Larry Robinson	1974	a-Richmond (24-14)	105	(26 att.)
Brothel Cole	1979	h-Marshall (34-24)	105	(8 att.)
Stanford Jennings	1983	h-Boston University (35-16)	105	(14 att.)
Dwight Sterling	1988	a-Marshall (13-9)	105	(22 att.)
Carl Tremble	1989	h-Stephen F. Austin (19-21)	105	(16 att.)
Mark Moore	1995	h-VMI (55-24)	105	(14 att.)
Mark Moore	1995	h-East Tennessee State (21-15)	105	(22 att.)
Mark Moore	1996	h-Chattanooga (42-21)	105	(16 att.)
Hindley Brigham	2001	h-Lehigh (34-17)	105	(11 att.)
Tom Campbell	1960	h-Presbyterian (20-12)	104	(21 att.)
Stanford Jennings	1981	a-Florida (7-35)	104	(14 att.)
John Drye	1982	h-VMI (38-3)	104	(18 att.)
John Drye	1985	h-Appalachian State (21-7)	104	(20 att.)
Carl Tremble	1992	a-Marshall (6-48)	104	(16 att.)
Cedrick Gipson	2004	h-Chattanooga (51-31)	104	(9 att.)
Mike Glenn	1980	a-Appalachian State (21-20)	103	(16 att.)
Bobby Daugherty	1988	h-South Carolina State (38-0)	103	(13 att.)
Mark Moore	1997	h-Elon (38-20)	103	(13 att.)
Billy Stockdale	1990	a-Nevada (35-42)	103	(26 att.)
Carl Tremble	1990	a-Nevada (35-42)	103	(13 att.)
Brandon Mays	2004	h-Presbyterian (52-7)	103	(14 att.)
Jerry Penland	1956	h-Wofford (6-18)	102	(18 att.)
Stanford Jennings	1983	a-Western Carolina (17-17)	102	(18 att.)
Rod Green	1993	h-East Tennessee State (45-14)	102	(11 att.)
Marq Cerqua	1996	h-South Carolina State (27-13)	102	(15 att.)
Steve Crislip	1970	h-The Citadel (28-21)	101	(24 att.)
Steve Bishop	1979	a-The Citadel (45-44)	101	(14 att.)
Brothel Cole	1980	a-Marshall (35-0)	101	(7 att.)
Mike Glenn	1980	a-Chattanooga (42-28)	101	(26 att.)
Stanford Jennings	1983	a-VMI (49-0)	101	(9 att.)
Brian Jager	1985	a-The Citadel (42-0)	101	(14 att.)
Mark Moore	1994	h-Chattanooga (42-28)	101	(26 att.)
Mark Moore	1997	h-Wofford (28-7)	101	(20 att.)
Derek Russell	1999	a-Chattanooga (40-35)	101	(15 att.)
Mike Glenn	1978	a-Appalachian State (52-34)	100	(19 att.)
Mike Glenn	1979	a-The Citadel (45-44)	100	(26 att.)
Brothel Cole	1979	a-Wofford (17-27)	100	(16 att.)
Mike Glenn	1980	h-The Citadel (28-15)	100	(13 att.)
Stanford Jennings	1980	h-Davidson (21-7)	100	(10 att.)
Brian Jager	1985	a-North Carolina State (42-20)	100	(20 att.)
Bobby Daugherty	1989	a-South Carolina State (17-7)	100	(20 att.)
Carl Tremble	1992	h-Georgia Southern (0-21)	100	(22 att.)
Louis Ivory	2001	h-VMI (65-7)	100	(10 att.)

Bold (NCAA I-AA Playoffs)



100-YARD RUSHING GAME LEADERS

LOUIS IVORY (31)

- 301 vs. Georgia Southern, 2000
- 232 vs. William & Mary, 2000
- 227 vs. East Tennessee State, 2000
- 214 vs. The Citadel, 2000
- 207 vs. Chattanooga, 2000
- 203 vs. East Tennessee State, 1999
- 198 vs. Wofford, 2001
- 187 vs. Western Carolina, 2000
- 182 vs. Elon, 2000
- 177 vs. North Carolina, 1999
- 176 vs. Presbyterian, 2001
- 172 vs. Hofstra, 2000**
- 171 vs. Newberry, 2000
- 170 vs. Western Kentucky, 2001**
- 165 vs. Wofford, 2000
- 161 vs. South Carolina State, 1998
- 159 vs. Western Carolina, 2001
- 158 vs. Chattanooga, 2001
- 151 vs. William & Mary, 1999
- 150 vs. Western Carolina, 1999
- 146 vs. East Tennessee State, 2001
- 143 vs. Massachusetts, 1999**
- 136 vs. Wyoming, 2001
- 135 vs. VMI, 2000
- 135 vs. Appalachian State, 1999
- 131 vs. The Citadel, 2001
- 126 vs. Elon, 2001
- 128 vs. Chattanooga, 1999
- 122 vs. Georgia Southern, 2001
- 107 vs. Wofford, 1999
- 100 vs. VMI, 2001

CARL TREMBLE (25)

- 228 vs. Chattanooga, 1992
- 202 vs. The Citadel, 1990
- 185 vs. Appalachian State, 1992
- 176 vs. Liberty, 1992
- 173 vs. The Citadel, 1992
- 168 vs. Presbyterian, 1992
- 147 vs. Western Carolina, 1989
- 144 vs. East Tennessee State, 1991
- 140 vs. Eastern Kentucky, 1990**
- 139 vs. Western Carolina, 1989
- 135 vs. VMI, 1992
- 134 vs. Youngstown State, 1989**
- 129 vs. William & Mary, 1990
- 126 vs. Western Carolina, 1992
- 124 vs. Chattanooga, 1991
- 123 vs. Connecticut, 1991
- 118 vs. VMI, 1990
- 115 vs. William & Mary, 1989**
- 113 vs. East Tennessee State, 1992
- 111 vs. Western Carolina, 1990
- 106 vs. Chattanooga, 1989
- 105 vs. Stephen F. Austin, 1989**
- 104 vs. Marshall, 1992
- 103 vs. Nevada, 1990**
- 100 vs. Georgia Southern, 1992

STANFORD JENNINGS (20)

- 181 vs. Davidson, 1981
- 169 vs. James Madison, 1981
- 168 vs. Georgia Tech, 1983
- 165 vs. Chattanooga, 1983
- 163 vs. Appalachian State, 1981
- 159 vs. Davidson, 1982
- 153 vs. Appalachian State, 1982
- 153 vs. Carson-Newman, 1983
- 150 vs. Marshall, 1982
- 143 vs. The Citadel, 1983
- 128 vs. Liberty, 1981
- 114 vs. The Citadel, 1982

113 vs. Davidson, 1983

- 108 vs. Marshall, 1983
- 107 vs. East Tennessee State, 1982
- 105 vs. Boston University, 1983
- 104 vs. Florida, 1981
- 102 vs. Western Carolina, 1983
- 101 vs. VMI, 1983
- 100 vs. Davidson, 1980

ROBBIE GARDNER (10)

- 185 vs. Marshall, 1984
- 162 vs. The Citadel, 1986
- 150 vs. The Citadel, 1984
- 150 vs. Western Carolina, 1984
- 148 vs. Davidson, 1984
- 142 vs. Central Florida, 1984
- 132 vs. Presbyterian, 1986
- 127 vs. Appalachian State, 1986
- 119 vs. South Carolina State, 1984
- 114 vs. Western Carolina, 1982

LARRY ROBINSON (10)

- 151 vs. VMI, 1973
- 147 vs. Presbyterian, 1975
- 137 vs. East Carolina, 1976
- 136 vs. Appalachian State, 1975
- 132 vs. Appalachian State, 1973
- 115 vs. Lenoir-Rhyne, 1973
- 112 vs. Richmond, 1973
- 112 vs. Wofford, 1975
- 111 vs. Wofford, 1974
- 105 vs. Richmond, 1974

MARK MOORE (9)

- 143 vs. Chattanooga, 1995
- 132 vs. Wofford, 1995
- 112 vs. VMI, 1994
- 105 vs. VMI, 1995
- 105 vs. East Tennessee State, 1995
- 105 vs. Chattanooga, 1996
- 103 vs. Elon, 1997
- 101 vs. Chattanooga, 1994
- 101 vs. Wofford, 1997

HINDLEY BRIGHAM (9)

- 145 vs. Chattanooga, 2003
- 137 vs. Western Carolina, 2003
- 127 vs. Georgia Southern, 2003
- 126 vs. East Tennessee State, 2003
- 114 vs. Chattanooga, 2002
- 110 vs. Elon, 2003
- 110 vs. Richmond, 2003
- 106 vs. VMI, 2001
- 105 vs. Lehigh, 2001

BROTHEL COLE (8)

- 164 vs. East Tennessee State, 1980
- 137 vs. The Citadel, 1979
- 117 vs. Presbyterian, 1980
- 113 vs. Appalachian State, 1979
- 111 vs. Western Carolina, 1979
- 105 vs. Marshall, 1979
- 101 vs. Marshall, 1980
- 100 vs. Wofford, 1979

MIKE GLENN (8)

- 261 vs. Presbyterian, 1980
- 180 vs. Davidson, 1979
- 112 vs. Appalachian State, 1979
- 108 vs. East Tennessee State, 1978
- 103 vs. Appalachian State, 1980
- 101 vs. Chattanooga, 1980
- 100 vs. The Citadel, 1979
- 100 vs. The Citadel, 1980

SINGLE GAME TEAM RUSHING YARDAGE

Year	Site-Opponent (Score)	Yards
1984	h-Davidson (55-7)	524 (62 att.)
1999	a-William & Mary (52-6)	509 (54 att.)
1953	h-Davidson (34-0)	504 (— att.)
1978	h-Davidson (56-14)	491 (59 att.)
1979	a-Davidson (63-55)	491 (70 att.)
1980	h-Presbyterian (28-7)	476 (58 att.)

OPPONENT SINGLE GAME TEAM RUSHING YARDAGE

Year	Site-Opponent (Score)	Yards
1956	a-Auburn (0-41)	524 (— att.)
1955	a-Army (0-81)	518 (56 att.)
1999	a-Georgia Southern (38-41)	471 (59 att.)
1994	h-The Citadel (44-52)	453 (62 att.)
1948	a-Clemson (0-41)	448 (59 att.)
1955	h-Clemson (20-40)	434 (60 att.)
1998	h-Georgia Southern (17-45)	426 (60 att.)
1969	a-Wofford (7-49)	423 (— att.)
1948	a-Georgia (0-33)	422 (— att.)

SEASON TEAM RUSHING YARDAGE AVERAGE

Rank	Year	Games	Attempts	Yards	Avg.
1)	2000	11	575	3,382	307.4
2)	1999	11	548	3,170	288.2
3)	1983	11	627	3,158	287.1
4)	1985	11	581	3,148	286.2
5)	1984	11	569	3,100	281.8
6)	1980	11	595	3,021	274.6
7)	1988	11	607	2,962	269.3
8)	1976	11	611	2,918	265.3
9)	1981	11	592	2,879	261.7
10)	1978	11	615	2,843	258.5

SEASON RUSHING ATTEMPTS

Rank	Player	Year	Attempts
1)	Louis Ivory	2000	286 (2,079 yds.)
2)	Louis Ivory	2001	251 (1,492 yds.)
3)	Louis Ivory	1999	230 (1,376 yds.)
4)	Carl Tremble	1992	228 (1,555 yds.)
5)	Mike Glenn	1979	208 (857 yds.)
6)	Larry Robinson	1974	204 (733 yds.)
7)	Stanford Jennings	1982	200 (1,007 yds.)
8)	Stanford Jennings	1981	197 (1,168 yds.)
	Carl Tremble	1990	197 (1,034 yds.)
10)	Robbie Gardner	1986	196 (1,018 yds.)

SEASON RUSHING YARDAGE

Rank	Player	Year	Yards
1)	Louis Ivory	2000	2,079 (286 att.)
2)	Carl Tremble	1992	1,555 (228 att.)
3)	Louis Ivory	2001	1,492 (251 att.)
4)	Louis Ivory	1999	1,376 (230 att.)
5)	Stanford Jennings	1983	1,260 (190 att.)
6)	Robbie Gardner	1984	1,232 (169 att.)
7)	Stanford Jennings	1981	1,168 (197 att.)
8)	Hindley Brigham	2003	1,042 (178 att.)
9)	Carl Tremble	1990	1,034 (197 att.)
10)	Robbie Gardner	1986	1,018 (196 att.)

SEASON RUSHING TOUCHDOWNS

Rank	Player	Year	TD
1)	Louis Ivory	2001	19
2)	Louis Ivory	2000	16
3)	Robbie Gardner	1986	15
4)	Robbie Gardner	1984	14
	Louis Ivory	1999	14
6)	Stanford Jennings	1983	13
	Carl Tremble	1990	13
	Carl Tremble	1992	13
	Derek Russell	2000	13
10)	Derek Russell	1999	12

YEARLY RUSHING LEADERS

Year	Player	Attempts	Yards	Avg.	TD
1949	Ed Jaseonek	128	533	4.2	6
1950	Ed Jaseonek	129	757	5.8	8
1951	Russ Sutton	138	745	5.4	7
1952	Tommy Williams	118	450	3.8	4
1953	Charlie West	68	461	7.0	2
1954	John Popson	116	569	4.9	—
1955	John Popson	—	301	—	—
1956	Jerry Penland	122	579	4.8	2
1957	Hicky Horton	93	290	3.1	2
1958	Hicky Horton	97	381	3.9	3
1959	George Angelica	112	453	4.0	3
1960	Tom Campbell	126	616	4.9	5
1961	Tom Campbell	157	767	4.9	6
1962	Elliott Keller	133	724	5.4	4
1963	Ernie Zuberer	126	515	4.1	5
1964	Ernie Zuberer	111	424	3.8	2
1965	Bob Buzzell	142	661	4.7	4
1966	David Nemeth	105	453	4.3	0
1967	Joe Street	133	692	5.2	5
1968	Dicky Sowell	135	447	3.3	2
1969	George Vaughn	165	493	3.0	1
1970	Steve Crislip	152	871	5.7	8
1971	Steve Crislip	186	1,002	5.4	7
1972	Donny Griffin	120	583	4.9	1
1973	Larry Robinson	189	916	4.8	9
1974	Larry Robinson	204	733	3.6	5
1975	Larry Robinson	164	780	4.8	5
1976	Harry King	129	720	5.6	6
1977	Kent Woerner	152	708	4.7	7
1978	Mark Stowers	171	891	5.2	7
1979	Mike Glenn	208	857	4.1	10
1980	Mike Glenn	158	855	5.4	11
1981	Stanford Jennings	197	1,168	5.9	11
1982	Stanford Jennings	200	1,007	5.0	11
1983	Stanford Jennings	190	1,260	6.6	13
1984	Robbie Gardner	169	1,232	7.3	14
1985	Brian Jager	150	832	5.5	10
1986	Robbie Gardner	196	1,018	5.8	15
1987	John Bagwell	143	844	5.9	8
1988	Bobby Daugherty	130	655	5.0	6
1989	Carl Tremble	112	633	5.7	6
1990	Carl Tremble	197	1,034	5.2	13
1991	Carl Tremble	159	927	5.8	11
1992	Carl Tremble	228	1,555	6.8	13
1993	Rod Green	82	472	5.8	6
1994	Leonardo McClarty	187	848	4.5	4
1995	Mark Moore	169	937	5.5	7
1996	Ernest Crosby	135	769	5.7	6
1997	Ernest Crosby	148	681	4.6	4
1998	Stuart Rentz	109	608	5.6	4
1999	Louis Ivory	230	1,376	6.0	14
2000	Louis Ivory	286	2,079	7.3	16
2001	Louis Ivory	251	1,492	5.9	19
2002	Hindley Brigham	129	762	5.9	5
2003	Hindley Brigham	178	1,042	5.9	5
2004	Cedrick Gipson	124	745	6.0	4

2005 Furman Football

THE RECORD BOOK / RUSHING

LOUIS IVORY (2,079 YARDS) — 2000

Date	Site-Opponent (Score)	Att.	Yds.	TD
S. 2	h-Elon (16-3)	20	182	1
S. 9	h-Newberry (44-10)	19	171	2
S. 16	h-William & Mary (34-10)	27	232	2
S. 23	a-VMI (35-21)	28	135	1
S. 30	h-Western Carolina (38-14)	17	187	3
O. 7	a-Appalachian State (17-18)	19	58	0
O. 14	h-The Citadel (33-7)	25	214	1
O. 21	a-East Tennessee State (21-23)	41	227	2
N. 4	h-Georgia Southern (45-10)	33	301	3
N. 11	h-Wofford (27-18)	28	165	0
N. 18	h-Chattanooga (45-44)	29	207	1
Totals . (11 Games)		286	2,079	16

CARL TREMBLE (1,555 YARDS) — 1992

Date	Site-Opponent (Score)	Att.	Yds.	TD
S. 5	h-Liberty (31-13)	15	176	1
S. 12	a-North Carolina (0-28)	12	47	0
S. 19	h-Presbyterian (43-7)	15	168	3
S. 26	h-Georgia Southern (0-21)	22	100	0
O. 3	h-VMI (41-13)	13	135	2
O. 10	a-Marshall (6-48)	16	104	0
O. 17	a-Appalachian State (16-13)	26	185	1
O. 24	a-East Tennessee State (45-14)	24	113	1
N. 7	h-Western Carolina (27-29)	19	126	0
N. 14	a-Chattanooga (35-7)	39	228	3
N. 21	h-The Citadel (14-20)	27	173	2
Totals . (11 Games)		228	1,555	13

LOUIS IVORY (1,492 YARDS) — 2001

Date	Site-Opponent (Score)	Att.	Yds.	TD
S. 1	a-Wyoming (14-20)	19	136	1
S. 8	h-Elon (46-7)	19	126	2
S. 22	h-VMI (65-7)	10	100	1
S. 29	a-Western Carolina (31-13)	22	159	2
O. 6	h-Appalachian State (28-22)	18	40	1
O. 13	a-The Citadel (30-7)	29	131	1
O. 20	h-East Tennessee State (31-6)	26	146	1
N. 3	a-Georgia Southern (10-20)	23	122	1
N. 10	h-Wofford (45-14)	23	198	4
N. 17	a-Chattanooga (42-10)	28	158	1
N. 24	h-Presbyterian (47-28)	34	176	4
Totals . (11 Games)		251	1,492	19

LOUIS IVORY (1,376 YARDS) — 1999

Date	Site-Opponent (Score)	Att.	Yds.	TD
S. 4	h-Elon (22-24)	18	98	0
S. 18	a-William & Mary (52-6)	17	151	1
S. 25	h-VMI (58-0)	6	85	3
O. 2	a-Western Carolina (27-19)	27	150	2
O. 9	h-Appalachian State (35-21)	27	135	2
O. 16	a-The Citadel (31-17)	21	98	0
O. 23	h-East Tennessee State (48-21)	22	203	2
O. 30	a-North Carolina (28-3)	34	177	1
N. 6	a-Georgia Southern (38-41)	16	44	1
N. 13	h-Wofford (30-3)	20	107	1
N. 20	a-Chattanooga (40-35)	22	128	1
Totals . (11 Games)		230	1,376	14

STANFORD JENNINGS (1,260 YARDS) — 1983

Date	Site-Opponent (Score)	Att.	Yds.	TD
S. 3	a-South Carolina State (3-13)	25	61	0
S. 10	h-Carson-Newman (52-7)	12	153	2
S. 17	a-Georgia Tech (17-14)	22	168	1
S. 24	h-Marshall (31-7)	24	108	1
O. 1	a-VMI (49-0)	9	101	3
O. 15	a-Western Carolina (17-17)	18	102	1
O. 22	h-Appalachian State (49-0)	7	71	0
O. 29	a-Davidson (55-7)	16	113	2
N. 5	h-East Tennessee State (28-7)	16	75	0
N. 12	h-Chattanooga (28-14)	17	165	1
N. 19	a-The Citadel (49-21)	24	143	2
Totals (11 Games)		190	1,260	13

ROBBIE GARDNER (1,232 YARDS) — 1984

Date	Site-Opponent (Score)	Att.	Yds.	TD
S. 1	h-South Carolina State (28-10)	18	119	2
S. 8	h-Newberry (49-7)	11	78	1
S. 15	a-North Carolina State (34-30)	17	82	1
S. 22	a-Marshall (38-28)	18	185	2
S. 29	a-Chattanooga (7-14)	9	12	0
O. 13	a-East Tennessee State (28-16)	15	71	1
O. 20	a-Appalachian State (14-21)	12	95	0
O. 27	h-Western Carolina (19-20)	14	150	1
N. 3	h-Davidson (55-7)	19	148	2
N. 10	h-Central Florida (42-6)	14	142	2
N. 17	h-The Citadel (42-14)	22	150	2
Totals . (11 Games)		169	1,232	14

STANFORD JENNINGS (1,168 YARDS) — 1981

Date	Site-Opponent (Score)	Att.	Yds.	TD
S. 12	a-Florida (7-35)	14	104	0
S. 19	h-East Tennessee State (21-0)	21	84	1
S. 26	a-Western Carolina (31-27)	24	76	2
O. 3	h-Chattanooga (28-31)	15	59	0
O. 10	h-Appalachian State (22-18)	19	163	0
O. 17	a-James Madison (30-14)	30	169	0
O. 24	h-Liberty (38-14)	13	128	2
O. 31	h-Marshall (35-3)	10	50	1
N. 7	a-Davidson (30-12)	7	181	1
N. 14	a-VMI (33-21)	25	89	3
N. 21	a-The Citadel (18-35)	19	65	1
Totals . (11 Games)		197	1,168	11

HINDLEY BRIGHAM (1,042 YARDS) — 2003

Date	Site-Opponent (Score)	Att.	Yds.	TD
A. 30	h-Elon (24-7)	18	110	0
S. 6	a-Clemson (17-28)	7	7	0
S. 20	h-Richmond (31-17)	20	110	1
S. 27	h-Gardner-Webb (45-0)	16	81	2
O. 4	a-Western Carolina (19-13)	28	137	0
O. 11	h-Appalachian State (10-13)	18	96	0
O. 18	a-The Citadel (9-10)	10	29	0
O. 25	h-East Tennessee State (10-30)	10	126	0
N. 8	a-Georgia Southern (24-29)	11	127	1
N. 15	h-Wofford (6-7)	19	74	0
N. 22	a-Chattanooga (63-21)	11	145	1
Totals . (11 Games)		178	1,042	5

CARL TREMBLE (1,034 YARDS) — 1990

Date	Site-Opponent (Score)	Att.	Yds.	TD
S. 4	h-South Carolina State (24-7)	14	46	1
S. 8	h-Presbyterian (63-7)	9	73	2
S. 15	a-Chattanooga (38-21)	21	95	2
S. 22	a-Florida (3-27)	16	70	0
S. 29	a-Marshall (7-10)	21	16	0
O. 6	h-VMI (51-22)	14	118	2
O. 13	h-Appalachian State (30-7)	19	97	2
O. 27	h-Western Carolina (42-9)	16	111	1
N. 3	a-William & Mary (28-38)	17	129	0
N. 10	a-East Tennessee State (29-13)	20	77	1
N. 17	h-The Citadel (30-17)	30	202	2
Totals . (11 Games)		197	1,034	13

ROBBIE GARDNER (1,018 YARDS) — 1986

Date	Site-Opponent (Score)	Att.	Yds.	TD
S. 6	h-South Carolina State (34-7)	12	88	2
S. 13	a-Georgia Tech (17-17)	19	78	0
S. 20	a-VMI (34-3)	13	88	2
S. 27	a-Marshall (38-10)	17	70	0
O. 4	a-East Tennessee State (13-25)	19	75	1
O. 18	h-Western Carolina (13-19)	21	75	1
O. 25	a-Appalachian State (17-17)	25	127	1
N. 1	h-Presbyterian (45-31)	16	132	2
N. 8	h-Davidson (59-0)	9	68	2
N. 15	a-Chattanooga (21-10)	16	55	1
N. 22	h-The Citadel (37-14)	29	162	3
Totals . (11 Games)		196	1,018	15

STANFORD JENNINGS (1,007 YARDS) — 1982

Date	Site-Opponent (Score)	Att.	Yds.	TD
S. 2	a-North Carolina State (0-26)	12	21	0
S. 18	a-Appalachian State (27-21)	24	153	1
S. 25	a-Chattanooga (13-16)	13	32	0
O. 2	h-VMI (38-3)	16	56	2
O. 9	h-Western Carolina (12-6)	19	114	0
O. 16	a-South Carolina (28-23)	16	79	0
O. 23	a-East Tennessee State (28-15)	25	107	2
O. 30	h-Davidson (63-14)	16	159	2
N. 6	h-James Madison (17-10)	7	22	0
N. 13	a-Marshall (45-7)	21	150	2
N. 20	h-The Citadel (27-0)	31	114	2
Totals . (11 Games)		200	1,007	11

STEVE CRISLIP (1,002 YARDS) — 1971

Date	Site-Opponent (Score)	Att.	Yds.	TD
S. 11	h-Appalachian State (0-0)	12	42	0
S. 18	a-Presbyterian (14-35)	17	159	0
S. 25	a-Wofford (0-27)	19	44	0
O. 2	h-VMI (14-0)	21	142	0
O. 9	h-Western Carolina (21-14)	11	49	1
O. 16	h-Davidson (41-6)	10	31	1
O. 23	a-Richmond (0-20)	8	4	0
O. 30	a-East Carolina (13-26)	12	50	0
N. 6	h-Guilford (42-14)	19	139	2
N. 13	a-The Citadel (33-35)	24	121	2
N. 20	h-Carson-Newman (23-10)	33	229	1
Totals . (11 Games)		186	1,002	7



In 2003 Hindley Brigham produced the 12th 1,000-yard rushing season in Furman history.

2005 Furman Football

THE RECORD BOOK / RUSHING

CAREER RUSHING ATTEMPTS

Rank	Player	Years	Attempts
1)	Louis Ivory	1998-01	847 (5,353 yds.)
2)	Carl Tremble	1989-92	696 (4,149 yds.)
3)	Larry Robinson	1973-76	661 (3,038 yds.)
4)	Stanford Jennings	1980-83	650 (3,868 yds.)
5)	Robbie Gardner	1983-87	537 (3,102 yds.)
6)	Mike Glenn	1978-80	519 (2,446 yds.)
7)	David Whitehurst	1973-76	450 (1,270 yds.)
8)	Leonardo McClarty	1991-95	395 (1,712 yds.)
9)	Justin Hill	1997-00	388 (1,741 yds.)
10)	Dinky Williams	1981-84	372 (1,984 yds.)

CAREER RUSHING YARDAGE

Rank	Player	Years	Att.	Yards	Avg.	TD
1)	Louis Ivory	1998-01	847	5,353	6.3	53
2)	Carl Tremble	1989-92	696	4,149	6.0	43
3)	Stanford Jennings	1980-83	650	3,868	6.0	39
4)	Robbie Gardner	1982-86	537	3,102	5.8	43
5)	Larry Robinson	1973-76	661	3,038	4.6	25
6)	Mike Glenn	1978-80	519	2,446	4.7	29
7)	Hindley Brigham	2001-03	324	2,034	6.3	12
8)	Mark Moore	1994-97	365	2,025	5.5	13
9)	Dinky Williams	1981-84	372	1,984	5.3	10
10)	Steve Crislip	1969-71	364	1,938	5.3	16
11)	Ernest Crosby	1995-98	363	1,778	4.9	12
12)	Brothel Cole	1978-81	267	1,752	6.6	17
13)	Justin Hill	1997-00	388	1,741	4.5	16
14)	Leonardo McClarty	1991-95	395	1,712	4.3	16
15)	Tom Campbell	1958-61	342	1,699	5.0	13
16)	Steve Bishop	1977-80	313	1,692	5.4	8
17)	John Bagwell	1984-88	291	1,658	5.7	17
18)	Dwight Sterling	1986-89	308	1,654	5.4	18
19)	Kennet Goldsmith	1985-88	309	1,625	5.3	10

CAREER RUSHING TOUCHDOWNS

Rank	Player	Year	TD
1)	Louis Ivory	1998-01	53
2)	Carl Tremble	1989-92	43
3)	Robbie Gardner	1982-86	43
4)	Stanford Jennings	1990-83	39
5)	Derek Russell	1997-00	34
6)	Mike Glenn	1978-80	29
7)	Larry Robinson	1973-76	25
8)	Dwight Sterling	1986-89	18
9)	David Whitehurst	1973-76	18
10)	Brothel Cole	1978-81	17
11)	John Bagwell	1984-88	17

FURMAN CAREER RUSHING YARDAGE LEADERS



34

Louis Ivory
Tailback
Fort Valley, Ga.

Year	G-GS	Att.	Yds.	Avg.	TD	Long
1998	9-5	80	406	5.1	4	54
1999	11-11	230	1376	6.0	14	59
2000	11-11	286	2079	7.3	16	88
2001	11-11	251	1492	5.9	19	67
Totals	42-38	847	5353	6.3	53	88



36

Carl Tremble
Tailback
Jacksonville, Fla.

Year	G-GS	Att.	Yds.	Avg.	TD	Long
1989	11-4	112	633	5.7	6	48
1990	10-10	197	1034	5.2	13	53
1991	9-9	159	927	5.8	11	65
1992	11-11	228	1555	6.8	13	65
Totals	41-34	696	4149	6.0	43	65



27

Stanford Jennings
Tailback
Summerville, S.C.

Year	G-GS	Att.	Yds.	Avg.	TD	Long
1980	10-0	63	433	6.9	4	60
1981	11-11	197	1168	5.9	11	84
1982	11-11	200	1007	5.0	11	44
1983	11-11	190	1260	6.6	13	65
Totals	43-33	650	3868	6.0	39	84



23

Robbie Gardner
Tailback
Orangeburg, S.C.

Year	G-GS	Att.	Yds.	Avg.	TD	Long
1982	10-0	69	363	5.3	3	37
1983	11-0	86	396	4.6	10	27
1984	11-11	169	1232	7.3	14	88
1985	2-2	17	93	5.5	1	18
1986	11-11	196	1018	5.2	15	57
Totals	45-24	537	3102	5.8	43	88



31

Larry Robinson
Tailback
Hoganville, Ga.

Year	G-GS	Att.	Yds.	Avg.	TD	Long
1973	11-10	189	916	4.8	9	71
1974	11-11	204	733	3.6	5	16
1975	11-8	164	780	4.8	5	50
1976	11-3	104	609	5.9	6	84
Totals	44-32	661	3038	4.6	25	84



31

Mike Glenn
Tailback
Reidville, S.C.

Year	G	Att.	Yds.	Avg.	TD	Long
1978	11	153	734	4.8	8	37
1979	11	208	857	4.1	10	46
1980	9	158	855	5.4	11	88
Totals	31	519	2446	4.7	29	88



Stanford Jennings rushed for 3,868 yards and 39 touchdowns in his career.

2005 Furman Football

THE RECORD BOOK / RUSHING



26 Hindley Brigham
Tailback
Birmingham, Ala.

Year	G-GS	Att.	Yds.	Avg.	TD	Long
2001	11-0	17	230	13.5	2	65
2002	12-9	129	762	5.9	5	63
2003	11-11	178	1042	5.9	5	80
Totals	34-20	324	2034	6.3	12	80



34 Leonardo McClarty
Fullback/Tailback
College Park, Ga.

Year	G-GS	Att.	Yds.	Avg.	TD	Long
1991	5-0	9	51	5.7	1	11
1993	10-4	97	360	3.7	3	20
1994	11-11	187	848	4.5	4	25
1995	11-11	102	453	4.4	8	47
Totals	37-26	395	1712	4.3	16	47



28 Mark Moore
Tailback
Tarpon Springs, Fla.

Year	G-GS	Att.	Yds.	Avg.	TD	Long
1994	11-2	65	462	7.1	3	72
1995	11-11	169	937	5.5	7	65
1996	4-1	40	201	5.0	0	63
1997	11-4	91	425	4.7	3	34
Totals	37-18	365	2025	5.5	13	72



34 Tom Campbell
Fullback
Plymouth Meeting, Pa.

Year	G	Att.	Yds.	Avg.	TD	Long
1958		9	54	6.0	0	
1959		50	262	5.2	2	
1960		126	616	4.8	5	
1961		157	767	4.9	6	
Totals		342	1699	5.0	13	



35 Dinky Williams
Fullback
Anderson, S.C.

Year	G	Att.	Yds.	Avg.	TD	Long
1981	10	99	535	5.4	3	36
1982	8	79	396	5.0	2	52
1983	11	82	401	4.9	3	18
1984	11	112	652	5.8	2	34
Totals	40	372	1984	5.3	10	52



32 Steve Bishop
Fullback
Lawrenceville, Ga.

Year	G	Att.	Yds.	Avg.	TD	Long
1977	2	5	30	6.0	0	10
1978	10	101	510	5.0	5	69
1979	10	78	433	5.6	2	47
1980	11	129	719	5.6	1	38
Totals	33	313	1692	5.4	8	69



25 Steve Crislip
Runningback
Augusta, Ga.

Year	G	Att.	Yds.	Avg.	TD	Long
1969		26	65	2.5	1	
1970	11	152	871	5.7	8	
1971	11	186	1002	5.4	7	
Totals		364	1938	5.3	16	



32 John Bagwell
Tailback
Summerville, S.C.

Year	G	Att.	Yds.	Avg.	TD	Long
1984	9	9	53	5.9	0	21
1985	8	81	502	6.2	6	77
1987	11	143	844	5.9	8	55
1988	7	58	259	4.5	3	63
Totals	35	291	1658	5.7	17	77



22 Ernest Crosby
Tailback
Greenville, S.C.

Year	G-GS	Att.	Yds.	Avg.	TD	Long
1995	8-0	29	106	3.6	0	8
1996	9-8	135	769	5.7	6	69
1997	10-7	148	681	4.6	4	53
1998	9-4	51	222	4.4	2	26
Totals	36-19	363	1778	4.9	12	69



34 Dwight Sterling
Fullback/Tailback
Rock Hill, S.C.

Year	G	Att.	Yds.	Avg.	TD	Long
1986	11	0	0	0.0	0	0
1987	11	92	478	5.2	5	39
1988	9	112	597	5.3	9	34
1989	10	104	579	5.6	4	43
Totals	41	308	1654	5.4	18	43



43 Brothel Cole
Tailback
McBee, S.C.

Year	G	Att.	Yds.	Avg.	TD	Long
1978	5	0	0	0.0	0	0
1979	10	100	751	7.5	5	76
1980	10	96	626	6.5	6	67
1981	9	71	375	5.3	6	55
Totals	34	267	1752	6.6	17	76



35 Kennet Goldsmith
Fullback
Charlotte, N.C.

Year	G-GS	Att.	Yds.	Avg.	TD	Long
1985	6-0	24	123	5.1	0	14
1986	11-9	98	411	4.2	2	35
1987	11-11	95	505	5.3	5	32
1988	7-7	92	586	6.4	3	58
Totals	35-27	309	1625	5.3	10	58



15 Justin Hill
Quarterback
Greer, S.C.

Year	G-GS	Att.	Yds.	Avg.	TD	Long
1997	6-3	46	231	5.0	1	50
1998	10-10	118	390	3.3	5	44
1999	11-11	122	640	5.2	8	60
2000	10-10	102	480	4.7	2	65
Totals	37-34	388	1741	4.5	16	65



2005 Furman Football

THE RECORD BOOK / PASSING



Ingle Martin passed for a school season record 2,792 yards and 22 touchdowns in 2004.

LONGEST PASSING PLAYS

Player (Passer)	Year	Site, Opponent, Score	Yards
Rick Ford (Philly Jones)	1993	a-Georgia Southern (19-31)	92
Chas Fox (David Charpia)	1983	h-East Tennessee State (28-7)	92
Chas Fox (Bobby Lamb)	1984	h-Central Florida (42-6)	90
Des Kitchings (Justin Hill)	1998	a-VMI (51-24)	87
Billy Whittle (Philly Jones)	1992	h-Western Carolina (27-29)	86
Dick Pfeifer (Jim Boyle)	1955	h-Florida State (6-19)	82
Jody Wade (Braniff Bonaventure)	1995	h-VMI (55-24)	82
Robbie Hahn (Clyde Hewell)	1966	a-George Washington (28-49)	81
Joe Foster (Paul Gwinn)	1937	h-Wofford (58-0)	80
Robbie Hahn (Bob Stillwell)	1966	h-Newberry (29-7)	80
John Whitmire (Frankie DeBusk)	1990	a-Eastern Kentucky (45-17)	80
Billy Risher (David Charpia)	1982	a-Chattanooga (13-16)	79
Bill Newman (Billy Canty)	1960	a-Davidson (22-21)	78
Byron Lee (Tim Sorrells)	1979	a-Davidson (63-55)	78
Donald Lipscomb (Hugh Swilling)	1991	h-East Tennessee State (52-23)	78
Isaac West (Billy Napier)	2002	h-Elon (57-7)	78

OPPONENT LONGEST PASSING PLAYS

Player (Passer)	Year	Site, Opponent, Score	Yards
John Dent (Gerald Clark)	1970	a-Guilford (28-49)	99
Allen Marcelin (Daynor Prince)	1966	h-Parsons (6-20)	90
Joe Burke (Steve Woods)	1979	h-Chattanooga (14-45)	88
Alvin Atkinson (Al Rhyne)	1968	a-Davidson (63-55)	83
Perry Tuttle (Billy Lott)	1979	a-Clemson (0-21)	81
Brian Baima (John Rosa)	1970	h-The Citadel (28-21)	80
Rader Sellers (Tim Davis)	1991	h-Presbyterian (52-7)	80
Derrick Steagall (Donnie Davis)	1993	a-Georgia Tech (3-37)	80
Lamar Cooper (Todd Wells)	1998	a-East Tennessee State (19-22)	80

SINGLE GAME PASS ATTEMPTS

Player	Year	Site, Opponent, Score	No. (Comp.)
Cleve Hightower	1969	h-Wofford (21-31)	67 ... (32, 356 yds.)
Billy Napier	2002	a-Villanova (38-45)	41 (26, 310 yds.)
Billy Baker	1957	a-The Citadel (14-18)	40 ... (27, 292 yds.)
Clyde Hewell	1968	a-Chattanooga (14-31)	38 ... (16, 181 yds.)
Frankie DeBusk	1990	a-William & Mary (28-38)	38 ... (18, 339 yds.)
Cleve Hightower	1969	h-Mississippi College (19-21)	37 ... (20, 346 yds.)
Charles Elvington	1972	h-East Carolina (21-27)	37 ... (15, 155 yds.)
Brent Rickman	1997	a-Western Carolina (16-17)	37 ... (13, 160 yds.)
Clyde Hewell	1967	a-Samford (28-42)	36 ... (25, 354 yds.)
Tim Sorrells	1981	h-Chattanooga (28-31)	36 ... (14, 214 yds.)
Ingle Martin	2004	a-Elon (10-0)	35 ... (24, 203 yds.)
Clyde Hewell	1968	h-The Citadel (12-31)	34 ... (18, 148 yds.)
Braniff Bonaventure	1994	h-Western Carolina (24-35)	34 ... (14, 300 yds.)
Ingle Martin	2004	a-Appalachian State (29-30)	34 ... (24, 303 yds.)
David Charpia	1983	h-Western Carolina (7-14)	33 (14, 190 yds.)
Cleve Hightower	1969	a-The Citadel (37-21)	33 ... (17, 261 yds.)
Philly Jones	1995	a-South Carolina State (21-27)	33 ... (19, 237 yds.)

OPPONENT SINGLE GAME PASS ATTEMPTS

Player	Year	Site, Opponent, Score	No. (Comp.)
Tom Ehrhardt	1985	h-Rhode Island (59-15)	78 (39, 494 yds.)
Chris Sanders	1999	a-Chattanooga (40-35)	66 ... (41, 532 yds.)
Carl Fodor	1984	a-Marshall (38-28)	60 ... (35, 436 yds.)
Eric Beavers	1985	h-Nevada (35-12)	52 (25, 308 yds.)
Gerald Clark	1971	h-Guilford (42-14)	50 ... (19, 197 yds.)
Willie Perkins	1985	a-Western Carolina (31-27)	48 ... (28, 327 yds.)
Casey Bramlet	2001	a-Wyoming (14-20)	48 ... (30, 331 yds.)
Todd Cunningham	2001	h-Presbyterian (47-28)	48 ... (33, 346 yds.)
Chris Sanders	2000	h-Chattanooga (45-44)	47 ... (32, 437 yds.)

SINGLE GAME PASS COMPLETIONS

Player	Year	Site, Opponent, Score	No. (Att.)
Cleve Hightower	1969	h-Wofford (21-31)	32 ... (of 67, 356 yds.)
Billy Baker	1957	a-The Citadel	27 ... (of 40, 292 yds.)
Billy Napier	2002	a-Villanova (38-45)	26 (of 41, 310 yds.)
Clyde Hewell	1967	a-Samford (28-42)	25 ... (of 36, 354 yds.)
Ingle Martin	2004	a-Appalachian State (29-30)	24 ... (of 34, 303 yds.)
Ingle Martin	2004	a-Elon (10-0)	24 ... (of 35, 203 yds.)
Clyde Hewell	1967	h-Davidson (22-45)	21 ... (of 32, 270 yds.)
Braniff Bonaventure	1996	a-East Tennessee State (19-21)	21 ... (of 32, 215 yds.)
Billy Napier	2001	h-Vanderbilt (18-49)	21 ... (of 31, 241 yds.)
Cleve Hightower	1969	h-Mississippi College (19-21)	20 ... (of 37, 346 yds.)
Billy Napier	2002	a-Appalachian State (15-16)	20 ... (of 29, 170 yds.)
Ingle Martin	2004	a-Wofford (31-24)	20 ... (of 28, 283 yds.)

OPPONENT SINGLE GAME PASS COMPLETIONS

Player	Year	Site, Opponent, Score	No. (Att.)
Chris Sanders	1999	a-Chattanooga (40-35)	41 ... (of 66, 532 yds.)
Richie Williams	2004	a-Appalachian State (29-30)	40 ... (of 45, 413 yds.)
Tom Ehrhardt	1985	h-Rhode Island (59-15)	39 (of 78, 494 yds.)
Carl Fodor	1984	a-Marshall (38-28)	35 ... (of 60, 436 yds.)
Todd Cunningham	2001	h-Presbyterian (47-28)	33 ... (of 48, 346 yds.)
Chris Sanders	2000	h-Chattanooga (45-44)	32 ... (of 47, 437 yds.)

SINGLE GAME PASSING YARDAGE

Player	Year	Site, Opponent, Score	Yds. (Att., Comp.)
Cleve Hightower	1969	h-Wofford (21-31)	356 ... (32 of 67)
Clyde Hewell	1967	a-Samford (28-42)	354 ... (25 of 36)
Cleve Hightower	1969	h-Mississippi College (19-21)	346 ... (20 of 37)
Frankie DeBusk	1990	a-William & Mary (28-38)	339 ... (18 of 37)
Clyde Hewell	1967	a-East Carolina (29-34)	335 ... (19 of 31)
Brent Rickman	1997	h-VMI (35-14)	335 ... (19 of 25)
David Henderson	1978	a-Marshall (42-12)	316 ... (15 of 20)
Billy Napier	2002	a-Villanova (38-45)	310 ... (26 of 41)
Ingle Martin	2004	a-Appalachian State (29-30)	303 ... (24 of 34)
Braniff Bonaventure	1994	h-Western Carolina (24-35)	300 ... (14 of 34)
Billy Baker	1957	a-The Citadel (14-18)	292 ... (27 of 40)
Frankie DeBusk	1990	a-Eastern Kentucky (45-17)	292 ... (13 of 19)
Ingle Martin	2004	a-Wofford (31-24)	283 ... (20 of 28)
Ingle Martin	2004	h-Jacksonville State (49-7)	282 ... (14 of 19)
Braniff Bonaventure	1995	h-VMI (55-24)	280 ... (11 of 18)
Philly Jones	1993	a-Georgia Southern (19-31)	276 ... (18 of 29)
David Charpia	1983	a-The Citadel (49-21)	271 ... (15 of 27)
Clyde Hewell	1967	h-Davidson (22-45)	270 ... (21 of 32)
Hugh Swilling	1991	a-VMI (52-23)	270 ... (15 of 27)

OPPONENT SINGLE GAME PASSING YARDAGE

Player	Year	Site, Opponent, Score	Yds. (Att., Comp.)
Chris Sanders	1999	a-Chattanooga (40-35)	532 ... (41 of 67)
Tom Ehrhardt	1985	h-Rhode Island (59-15)	494 ... (39 of 78)
Chris Sanders	2000	h-Chattanooga (45-44)	437 ... (32 of 47)
Carl Fodor	1984	a-Marshall (38-28)	436 ... (35 of 60)
Tracy Ham	1985	n-Georgia Southern (42-44)	419 ... (23 of 37)
Richie Williams	2004	a-Appalachian State (29-30)	413 ... (40 of 45)
Tony Petersen	1987	h-Marshall (42-36)	386 ... (25 of 44)





SINGLE GAME TEAM PASSING YARDAGE

Year	Site, Opponent, Score	Yds. (Att., Comp.)
1969	h-Wofford (21-31)	356 (32 of 67)
1967	a-Samford (28-42)	354 (25 of 36)
1997	h-VMI (35-14)	349 (21 of 30)
1969	h-Mississippi College (19-21)	346 (20 of 37)
1990	a-William & Mary (28-38)	339 (18 of 37)
1967	a-East Carolina (29-34)	335 (19 of 31)

OPPONENT SINGLE GAME TEAM PASSING YARDAGE

Year	Site, Opponent, Score	Yds. (Att., Comp.)
1999	a-Chattanooga (40-35)	532 (41 of 67)
1985	h-Rhode Island (59-15)	532 (45 of 90)
1990	a-Nevada (35-42)	496 (39 of 67)
2000	h-Chattanooga (45-44)	437 (32 of 47)
1984	a-Marshall (38-28)	436 (35 of 60)
1987	h-Marshall (42-36)	428 (26 of 45)
1985	n-Georgia Southern (42-44)	419 (23 of 37)

200-YARD PASSING PERFORMANCES

Player	Year	Site, Opponent, Score	Yds. (Att., Comp.)
Cleve Hightower	1969	h-Wofford (21-31)	356 (32 of 67)
Clyde Hewell	1967	a-Samford (28-42)	354 (25 of 36)
Cleve Hightower	1969	h-Mississippi College (19-21)	346 (20 of 37)
Frankie DeBusk	1990	a-William & Mary (28-38)	339 (18 of 37)
Clyde Hewell	1967	a-East Carolina (29-34)	335 (19 of 31)
Brent Rickman	1997	h-VMI (35-14)	335 (19 of 25)
David Henderson	1978	a-Marshall (42-12)	316 (15 of 20)
Billy Napier	2002	a-Villanova (38-45)	310 (26 of 41)
Ingle Martin	2004	a-Appalachian State (2004)	303 (24 of 34)
Braniff Bonaventure	1994	h-Western Carolina (24-35)	300 (14 of 34)
Billy Baker	1957	a-The Citadel (14-18)	292 (27 of 40)
Frankie DeBusk	1990	a-Eastern Kentucky (45-17)	292 (13 of 19)
Ingle Martin	2004	a-Wofford (31-240)	283 (20 of 28)
Ingle Martin	2004	h-Jacksonville State (49-7)	282 (14 of 19)
Braniff Bonaventure	1995	h-VMI (55-24)	280 (11 of 18)
Philly Jones	1993	a-Georgia Southern (19-31)	276 (18 of 29)
David Charpia	1983	a-The Citadel (49-21)	271 (15 of 27)
Clyde Hewell	1967	h-Davidson (22-45)	270 (21 of 32)
Hugh Swilling	1991	a-VMI (52-23)	270 (15 of 27)
David Henderson	1978	a-East Tennessee State (36-14)	266 (13 of 17)
Bobby Lamb	1985	a-South Carolina State (38-31)	266 (10 of 18)
David Charpia	1983	h-East Tennessee State (28-7)	265 (15 of 25)
Braniff Bonaventure	1996	h-Chattanooga (42-21)	264 (14 of 19)
Cleve Hightower	1969	a-The Citadel (21-37)	261 (17 of 29)
Bobby Lamb	1985	h-Chattanooga (28-0)	260 (16 of 29)
Frankie DeBusk	1988	h-Western Carolina (31-0)	258 (15 of 23)
Braniff Bonaventure	1996	h-Western Carolina (45-30)	255 (12 of 16)
Billy Napier	2002	h-Western Carolina (24-23)	252 (15 of 22)
Bobby Lamb	1985	h-Mars Hill (34-10)	246 (19 of 30)
Frankie DeBusk	1990	a-Marshall (7-10)	245 (15 of 28)
Bobby Lamb	1984	h-Central Florida (42-6)	242 (10 of 15)
Billy Napier	2002	a-Vanderbilt (18-49)	241 (21 of 31)
Justin Hill	1999	a-Georgia Southern (38-41)	240 (14 of 25)
Braniff Bonaventure	1994	h-The Citadel (44-52)	239 (17 of 30)
Frankie DeBusk	1989	a-The Citadel (44-9)	239 (14 of 20)
Braniff Bonaventure	1994	h-Georgia Southern (19-31)	239 (17 of 29)
Ingle Martin	2004	a-Pittsburgh (38-41)	239 (13 of 25)
Frankie DeBusk	1990	a-East Tennessee State (29-13)	238 (17 of 30)
Braniff Bonaventure	1994	h-Chattanooga (20-34)	237 (19 of 31)
Billy Napier	2002	h-Elon (57-7)	237 (8 of 10)
Billy Napier	2002	h-Georgia Southern (21-42)	234 (17 of 28)
Frankie DeBusk	1989	h-East Tennessee State (44-20)	232 (11 of 19)
David Charpia	1982	h-VMI (38-3)	231 (15 of 24)
Bobby Lamb	1985	h-Marshall (34-3)	226 (8 of 13)
Keith Moore	1987	a-The Citadel (58-13)	222 (14 of 21)
Billy Napier	2002	a-VMI (55-28)	222 (9 of 11)

Clyde Hewell	1966	a-Richmond (14-24)	221 (17 of 28)
Bo Moore	2003	h-Elon (24-7)	221 (15 of 26)
Ingle Martin	2004	a-Gardner-Webb (38-6)	221 (14 of 26)
David Henderson	1977	h-VMI (28-31)	219 (16 of 26)
Frankie DeBusk	1989	a-VMI (30-6)	219 (14 of 21)
Billy Napier	2002	a-Richmond (17-7)	219 (19 of 26)
Bo Moore	2003	a-Western Carolina (19-13)	219 (14 of 18)
Chris Speaks	1987	a-Western Carolina (14-20)	218 (16 of 28)
Braniff Bonaventure	1996	a-East Tennessee State (19-21)	218 (21 of 32)
Billy Napier	2001	a-Chattanooga (42-10)	218 (16 of 23)
David Charpia	1982	h-The Citadel (27-0)	215 (15 of 24)
Justin Hill	1998	a-VMI (51-14)	215 (11 of 17)
Tim Sorrells	1981	h-Chattanooga (28-31)	214 (14 of 36)
Hugh Swilling	1991	h-East Tennessee State (52-23)	213 (10 of 16)
Ingle Martin	2004	h-Presbyterian (52-7)	213 (13 of 18)
Ingle Martin	2004	h-The Citadel (33-14)	213 (17 of 28)
Hugh Swilling	1991	h-Presbyterian (52-7)	211 (10 of 13)
Braniff Bonaventure	1996	a-VMI (31-14)	211 (19 of 25)
Tim Sorrells	1980	a-Marshall (35-0)	210 (10 of 17)
Bobby Lamb	1985	n-Georgia Southern (42-44)	210 (14 of 22)
Braniff Bonaventure	1996	a-Marshall (17-42)	210 (17 of 25)
Josh Stepp	2003	h-East Tennessee State (30-10)	208 (10 of 14)
Frankie DeBusk	1990	h-Western Carolina (42-9)	207 (11 of 19)
Frankie DeBusk	1990	h-The Citadel (30-17)	207 (15 of 22)
Braniff Bonaventure	1996	a-Northern Arizona (42-31)	207 (14 of 24)
Bo Moore	2003	h-Wofford (6-7)	206 (19 of 28)
Bobby Lamb	1984	a-Chattanooga (14-21)	204 (15 of 31)
Clyde Hewell	1966	h-Wofford (15-15)	203 (13 of 24)
Ingle Martin	2004	a-Elon (10-0)	203 (24 of 35)
David Charpia	1982	a-Chattanooga (13-16)	202 (9 of 17)
David Charpia	1983	h-Boston University (35-16)	202 (14 of 22)
David Charpia	1983	h-Chattanooga (28-14)	201 (13 of 23)

SEASON PASS ATTEMPTS

Rank	Player	Year	No. (Comp.)
1)	Ingle Martin	2003	320 (198, 2,792 yds.)
2)	Billy Napier	2002	276 (189, 2,475 yds.)
3)	Cleve Hightower	1969	238 (105, 1,404 yds.)
4)	Frankie DeBusk	1990	234 (125, 2,035 yds.)
	Braniff Bonaventure	1996	234 (151, 2,030 yds.)
6)	Clyde Hewell	1967	220 (132, 1,873 yds.)
	Braniff Bonaventure	1994	220 (127, 1,674 yds.)
8)	Billy Napier	2001	207 (129, 1,772 yds.)
9)	Philly Jones	1993	205 (117, 1,606 yds.)
10)	Bobby Lamb	1984	191 (106, 1,781 yds.)

SEASON PASS COMPLETIONS

Rank	Player	Year	No. (Att.)
1)	Ingle Martin	2004	198 (of 320, 2,792 yds.)
2)	Billy Napier	2002	189 (of 276, 2,475 yds.)
3)	Braniff Bonaventure	1996	151 (of 234, 2,030 yds.)
4)	Clyde Hewell	1967	132 (of 220, 1,873 yds.)
5)	Billy Napier	2001	129 (of 207, 1,772 yds.)
6)	Braniff Bonaventure	1994	127 (of 220, 1,674 yds.)
7)	Frankie DeBusk	1990	125 (of 234, 2,035 yds.)
8)	Philly Jones	1993	117 (of 205, 1,606 yds.)
9)	Bo Moore	2003	114 (of 178, 1,412 yds.)
10)	David Henderson	1978	112 (of 187, 1,732 yds.)

SEASON PASS COMPLETION PERCENTAGE

(Minimum 150 Attempts)

Rank	Player	Year	Pct. (Comp., Att.)
1)	Billy Napier	2002	68.5 (189 of 276, 2,475 yds.)
2)	Braniff Bonaventure	1996	64.5 (151 of 234, 2,030 yds.)
3)	Bo Moore	2003	64.0 (114 of 178, 1,412 yds.)
4)	David Charpia	1983	63.5 (99 of 156, 1,419 yds.)
5)	Billy Napier	2001	62.3 (129 of 207, 1,772 yds.)
6)	Ingle Martin	2004	61.9 (198 of 320, 2,792 yds.)



2005 Furman Football



THE RECORD BOOK / PASSING

7)	Braniff Bonaventure	1995	60.9	(98 of 161, 1,275 yds.)
8)	Clyde Hewell	1967	60.0	(132 of 220, 1,873 yds.)
9)	David Henderson	1978	59.8	(112 of 187, 1,732 yds.)
10)	Billy Baker	1957	58.7	(88 of 150, 846 yds.)

SEASON PASSING YARDAGE

Rank	Player	Year	Yards (Comp., Att.)
1)	Ingle Martin	2004	2,792 ... (198 of 320)
2)	Billy Napier	2002	2,475 ... (189 of 276)
3)	Frankie DeBusk	1990	2,035 ... (125 of 234)
4)	Braniff Bonaventure	1996	2,030 ... (151 of 234)
5)	Clyde Hewell	1967	1,873 ... (132 of 220)
6)	Bobby Lamb	1985	1,856 ... (106 of 181)
7)	Bobby Lamb	1984	1,781 ... (106 of 191)
8)	Billy Napier	2001	1,772 ... (129 of 207)
9)	David Henderson	1978	1,732 ... (112 of 187)
10)	Frankie DeBusk	1989	1,687 ... (96 of 177)

SEASON TEAM PASSING YARDAGE AVERAGE

Rank	Year	Games	Yards	Avg.
1)	2004	13	2,792	228.8
2)	2002	12	2,475	218.3
3)	1967	10	2,088	208.8
4)	1990	11	2,076	188.7
5)	1996	11	2,026	184.2
6)	1995	11	2,018	183.5
7)	1994	11	2,009	182.6
8)	1993	11	2,006	182.4
9)	1985	11	1,961	178.3
10)	1983	11	1,926	175.1

SEASON PASSING EFFICIENCY

(Minimum 150 Attempts)

Rank	Player	Year	YPA	Com%	TD%	Int%	Rating
1)	Bobby Lamb	1985	10.25	58.56	9.94	3.31	170.89
2)	David Charpia	1983	9.09	63.46	7.69	2.56	160.12
3)	Bobby Lamb	1984	9.32	55.49	9.94	3.66	159.33
4)	Braniff Bonaventure	1996	8.67	64.52	6.83	0.85	158.18
5)	Hugh Swilling	1991	9.29	55.55	9.15	3.26	157.22
6)	Billy Napier	2002	8.96	68.47	5.79	2.89	157.14
7)	Justin Hill	1999	9.54	62.85	6.42	3.57	157.03
8)	Frankie DeBusk	1989	9.53	54.23	7.34	1.12	156.26
9)	Ingle Martin	2004	9.26	59.89	6.41	3.20	152.23
10)	David Henderson	1978	9.26	59.89	6.41	3.20	151.81

SEASON PASSING TOUCHDOWNS

Rank	Player	Year	TD
1)	Ingle Martin	2004	22
2)	Bobby Lamb	1984	19
3)	Bobby Lamb	1985	18
4)	Braniff Bonaventure	1996	16
	Billy Napier	2002	16
6)	Tim Sorrells	1980	14
	Hugh Swilling	1991	14
8)	Frankie DeBusk	1989	13
	Braniff Bonaventure	1994	13
10)	David Henderson	1978	12
	David Charpia	1983	12

YEARLY PASSING LEADERS

Year	Player	Att.	Comp.	Int.	Yds.	TD
1949	George Pruitt	43	25	1	314	3
1950	Joe Watts	91	29	9	373	2
1951	Gene Pedrick	175	73	13	1,001	3
1952	Gene Pedrick	103	42	11	533	5
1953	Jim Boyle	51	15		460	7
1954	Jim Boyle	91	35	10	499	3
1955	Jim Boyle	128	47	13	767	5
1956	Billy Baker	93	41	4	449	1
1957	Billy Baker	150	88	5	846	5

1958	Billy Baker	68	35	7	495	4
1959	Billy Baker	89	43	7	525	2
1960	Billy Canty	135	74	8	920	10
1961	Billy Canty	168	84	2	884	8
1962	Elton Brunty	105	45	5	624	2
1963	Danny Donovan	94	43	6	638	7
1964	Sam Wyche	139	70	8	840	6
1965	Sam Wyche	118	58	11	753	7
1966	Clyde Hewell	157	81	13	1,096	7
1967	Clyde Hewell	220	132	11	1,873	11
1968	Clyde Hewell	186	100	8	1,024	2
1969	Cleve Hightower	238	105	19	1,404	9
1970	John DeLeo	140	60	1	882	7
1971	John DeLeo	167	81	6	896	6
1972	Charles Elvington	143	77	7	650	6
1973	David Whitehurst	108	59	3	829	5
1974	Charles Elvington	103	55	5	652	0
1975	David Whitehurst	150	80	6	973	9
1976	David Whitehurst	164	87	13	1,019	6
1977	David Henderson	158	89	7	1,089	6
1978	David Henderson	187	112	6	1,732	12
1979	David Henderson	119	56	10	741	4
1980	Tim Sorrells	146	71	7	1,138	14
1981	Tim Sorrells	181	78	13	1,073	10
1982	David Charpia	168	91	6	1,357	7
1983	David Charpia	156	99	4	1,419	12
1984	Bobby Lamb	191	106	7	1,781	19
1985	Bobby Lamb	181	106	6	1,856	18
1986	Keith Moore	106	45	12	659	6
1987	Keith Moore	138	71	7	929	3
1988	Frankie DeBusk	152	74	13	1,132	6
1989	Frankie DeBusk	177	96	2	1,687	13
1990	Frankie DeBusk	234	125	12	2,035	10
1991	Hugh Swilling	153	85	5	1,422	14
1992	Philly Jones	130	77	4	893	5
1993	Philly Jones	205	117	6	1,606	9
1994	Braniff Bonaventure	220	127	9	1,674	13
1995	Braniff Bonaventure	161	98	5	1,275	8
1996	Braniff Bonaventure	234	151	2	2,030	16
1997	Brent Rickman	163	69	9	943	7
1998	Justin Hill	142	72	4	1,120	6
1999	Justin Hill	140	88	5	1,336	9
2000	Justin Hill	106	55	3	939	7
2001	Billy Napier	207	129	9	1,772	10
2002	Billy Napier	276	189	8	2,475	16
2003	Bo Moore	178	114	7	1,412	7
2004	Ingle Martin	320	198	9	2,792	22

CAREER PASS ATTEMPTS

Rank	Player	Year	No. (Comp.)
1)	Braniff Bonaventure	1992-96	672 ... (412, 5,379 yds.)
2)	Frankie DeBusk	1987-90	575 ... (304, 4,984 yds.)
3)	Clyde Hewell	1966-68	563 ... (313, 3,933 yds.)
4)	Billy Napier	1999-02	549 ... (356, 4,756 yds.)
5)	Philly Jones	1991-95	515 ... (306, 3,721 yds.)
6)	David Whitehurst	1973-76	468 ... (245, 3,122 yds.)
7)	David Henderson	1976-79	467 ... (259, 3,582 yds.)
8)	Bobby Lamb	1982-85	449 ... (249, 4,186 yds.)
9)	Billy Canty	1958-61	446 ... (214, 2,460 yds.)
10)	Tim Sorrells	1977-81	428 ... (197, 2,945 yds.)

CAREER PASS COMPLETIONS

Rank	Player	Years	No. (Att.)
1)	Braniff Bonaventure	1992-96	412 ... (of 672, 5,379 yds.)
2)	Billy Napier	1999-02	356 ... (of 549, 4,756 yds.)
3)	Clyde Hewell	1966-68	313 ... (of 563, 3,993 yds.)
4)	Philly Jones	1991-95	306 ... (of 515, 3,721 yds.)
5)	Frankie DeBusk	1987-90	304 ... (of 575, 4,984 yds.)
6)	David Henderson	1976-79	259 ... (of 467, 3,582 yds.)
7)	Bobby Lamb	1982-85	249 ... (of 449, 4,186 yds.)

2005 Furman Football

THE RECORD BOOK / PASSING

8) David Whitehurst	1973-76	245	(of 468, 3,122 yds.)
9) Justin Hill	1997-00	232	(of 421, 3,607 yds.)
10) Billy Canty	1958-61	214	(of 446, 2,460 yds.)

CAREER COMPLETION PERCENTAGE

(Minimum 150 completions)

Rank	Player	Year	Pct. (Comp., Att.)
1)	Billy Napier	1999-02	64.8 (356 of 549, 4,756 yds.)
2)	Braniff Bonaventure	1992-96	61.3 (412 of 672, 5,379 yds.)
3)	Philly Jones	1991-95	59.4 (306 of 515, 3,721 yds.)
4)	David Charpia	1980-83	58.4 (211 of 361, 3,032 yds.)
5)	Charles Elvington	1972-74	56.1 (159 of 283, 1,613 yds.)
6)	Clyde Hewell	1966-68	55.6 (313 of 563, 3,993 yds.)
7)	David Henderson	1976-79	55.5 (259 of 467, 3,582 yds.)
8)	Bobby Lamb	1982-85	55.4 (249 of 449, 4,186 yds.)
9)	Justin Hill	1997-00	55.1 (232 of 421, 3,607 yds.)
10)	Frankie DeBusk	1987-90	52.9 (304 of 575, 4,984 yds.)

CAREER PASSING YARDAGE

Rank	Player	Years	Att.	Comp.	Int.	Yards	TD
1)	Braniff Bonaventure	1992-96	672	412	17	5,379	39
2)	Frankie DeBusk	1987-90	575	304	27	4,984	32
3)	Billy Napier	1999-02	549	356	20	4,756	28
4)	Bobby Lamb	1982-85	449	249	17	4,186	41
5)	Clyde Hewell	1966-68	563	313	21	3,993	20
6)	Philly Jones	1991-95	515	306	16	3,721	23
7)	Justin Hill	1997-00	421	232	15	3,607	24
8)	David Henderson	1976-79	467	259	23	3,582	22
9)	David Whitehurst	1973-76	468	245	23	3,122	22
10)	David Charpia	1980-83	361	211	15	3,032	19
11)	Tim Sorrells	1977-81	428	197	24	2,945	31
12)	Ingle Martin	2004-	320	198	9	2,792	22
13)	Billy Canty	1958-61	446	214	22	2,460	24
14)	Billy Baker	1956-59	400	207	23	2,315	13
15)	Cleve Hightower	1968-70	336	139	25	1,866	14
16)	Hugh Swilling	1989-92	215	120	10	1,824	16
17)	John DeLeo	1970-71	307	141	7	1,778	13
18)	Bo Moore	2001-04	228	140	8	1,758	11
19)	Keith Moore	1984-87	274	130	21	1,749	12

CAREER PASSING EFFICIENCY

Rank	Player	Years	YPA	Com%	TD%	Int%	Rating
1)	Bobby Lamb	1982-85	9.32	55.45	9.13	3.78	156.32
2)	Billy Napier	1999-02	8.66	64.84	5.10	3.64	147.15
3)	Braniff Bonaventure	1992-96	8.00	61.31	5.80	2.53	142.64
4)	Justin Hill	1997-00	8.56	55.10	5.70	3.56	138.76
5)	David Charpia	1980-83	8.39	58.44	5.26	4.15	138.05
6)	Frankie DeBusk	1987-90	8.66	52.86	5.56	4.69	134.63
7)	Philly Jones	1991-95	7.22	59.42	4.46	3.10	128.64
8)	David Henderson	1976-79	7.67	55.46	4.71	4.92	124.58
9)	Clyde Hewell	1966-68	7.09	55.59	3.55	3.73	119.42
10)	Tim Sorrells	1977-81	6.88	46.02	7.24	5.60	116.50
11)	David Whitehurst	1973-76	6.67	52.35	4.70	4.91	114.07

CAREER PASSING TOUCHDOWNS

Rank	Player	Years	TD
1)	Bobby Lamb	1982-85	41
2)	Braniff Bonaventure	1992-96	39
3)	Frankie DeBusk	1987-90	32
4)	Tim Sorrells	1977-81	31
5)	Billy Napier	1999-02	28
6)	Justin Hill	1997-00	24
	Billy Canty	1958-61	24
8)	Philly Jones	1991-95	23
9)	David Whitehurst	1973-76	22
	David Henderson	1976-79	22
	Ingle Martin	2004-	22
12)	Clyde Hewell	1966-68	20
13)	David Charpia	1980-83	19
14)	Hugh Swilling	1989-92	16

FURMAN CAREER PASSING YARDAGE LEADERS



11		Braniff Bonaventure Orlando, Fla.						
Year	G-GS	Att.	Com.	Int.	Pct.	Yds.	TD	Long
1993	9-0	57	36	1	.631	400	2	31
1994	10-8	220	127	9	.577	1674	13	59
1995	8-8	161	98	5	.609	1275	8	82
1996	11-11	234	151	2	.645	2030	16	73
Totals	38-27	672	412	17	.613	5379	39	82



22		Frankie DeBusk Greeneville, Tenn.						
Year	G-GS	Att.	Com.	Int.	Pct.	Yds.	TD	Long
1987	1-0	12	9	0	.750	130	3	38
1988	11-11	152	74	13	.487	1132	6	48
1989	11-11	177	96	2	.542	1687	13	65
1990	11-11	234	125	12	.534	2035	10	73
Totals	34-33	575	304	27	.529	4984	32	73



19		Billy Napier Chatsworth, Ga.						
Year	G-GS	Att.	Com.	Int.	Pct.	Yds.	TD	Long
1999	7-0	16	11	0	.687	156	1	33
2000	7-1	50	27	3	.540	353	1	32
2001	11-11	207	129	9	.623	1772	10	44
2002	12-12	276	189	8	.685	2475	16	78
Totals	37-24	549	356	20	.648	4756	28	78



19		Bobby Lamb Commerce, Ga.						
Year	G-GS	Att.	Com.	Int.	Pct.	Yds.	TD	Long
1982	5-0	15	4	2	.267	58	0	24
1983	10-2	62	33	2	.532	491	4	43
1984	11-11	191	106	7	.555	1781	19	90
1985	10-9	181	106	6	.586	1856	18	70
Totals	36-22	449	249	17	.554	4186	41	90




10		Clyde Hewell Elberton, Ga.						
Year	G	Att.	Com.	Int.	Pct.	Yds.	TD	Long
1966	10	157	81	2	.516	1096	7	...
1967	10	220	132	11	.600	1873	11	...
1968	10	186	100	8	.538	1024	2	...
Totals	30	563	313	21	.556	3993	20	...



12		Philly Jones Winder, Ga.						
Year	G-GS	Att.	Com.	Int.	Pct.	Yds.	TD	Long
1991	8-1	21	15	1	.714	149	0	14
1992	10-6	130	77	4	.592	893	5	86
1993	11-11	205	117	6	.571	1606	9	92
1995	3-3	54	34	2	.630	335	2	36
1995	8-3	105	63	3	.600	738	7	75
Totals	40-24	515	306	16	.594	3721	23	92



15		Justin Hill Greer, S.C.						
Year	G-GS	Att.	Com.	Int.	Pct.	Yds.	TD	Long
1997	6-3	33	17	3	.515	212	2	57
1998	10-10	142	72	4	.507	1120	6	87
1999	11-11	140	88	5	.629	1336	9	63
2000	10-10	106	55	3	.519	939	7	60
Totals	37-34	421	232	15	.551	3607	24	87



12 David Henderson
Atlanta, Ga.

Year	G-GS	Att.	Com.	Int.	Pct.	Yds.	TD	Long
1976	2-0	3	2	0	.667	20	0	14
1977	11-6	158	89	7	.563	1089	6	75
1978	11-11	187	112	6	.599	1732	12	64
1979	7-5	119	56	10	.471	741	4	42
Totals	31-22	467	259	23	.555	3582	22	75



13 Cleve Hightower
Orlando, Fla.

Year	G	Att.	Com.	Int.	Pct.	Yds.	TD	Long
1968		66	23	4	.348	355	4	
1969		238	105	19	.441	1404	9	
1970		32	11	2	.344	107	1	
Totals	3	336	139	25	.414	1866	14	...



15 David Whitehurst
Decatur, Ga.

Year	G-GS	Att.	Com.	Int.	Pct.	Yds.	TD	Long
1973	11-10	108	59	1	.546	829	5	68
1974	7-7	46	19	3	.413	301	2	42
1975	10-10	150	80	6	.533	973	9	69
1976	11-11	164	87	13	.530	1019	6	44
Totals	39-38	468	245	23	.523	3122	22	69



11 Hugh Swilling
Chatsworth, Ga.

Year	G-GS	Att.	Com.	Int.	Pct.	Yds.	TD	Long
1990	8-0	6	4	0	.667	39	1	17
1991	9-9	153	85	5	.555	1422	14	78
1992	7-5	56	31	5	.554	363	1	36
Totals	24-14	215	120	10	.558	1824	16	78



15 David Charpia
Greenville, S.C.

Year	G-GS	Att.	Com.	Int.	Pct.	Yds.	TD	Long
1980	3-0	0	0	0	.000	0	0	0
1981	8-2	37	21	5	.568	256	0	
1982	10-10	168	91	6	.542	1357	7	79
1983	9-7	156	99	4	.635	1419	12	92
Totals	30-19	361	211	15	.584	3032	19	92



14 John DeLeo
Cedarhurst, N.Y.

Year	G	Att.	Com.	Int.	Pct.	Yds.	TD	Long
1970	11	140	60	1	.429	882	8	
1971	11	167	81	6	.485	896	5	
Totals	22	307	141	7	.459	1778	13	...



11 Tim Sorrells
Greeneville, Tenn.

Year	G-GS	Att.	Com.	Int.	Pct.	Yds.	TD	Long
1977	2-0	4	1	0	.250	5	0	5
1978	2-0	11	4	1	.363	61	0	23
1979	11-6	86	43	3	.500	668	7	78
1980	11-11	146	71	7	.486	1138	14	73
1981	10-9	181	78	13	.431	1073	10	58
Totals	36-26	428	197	24	.460	2945	31	78



12 Bo Moore
Madison, Ga.

Year	G-GS	Att.	Com.	Int.	Pct.	Yds.	TD	Long
1984	5-0	17	7	1	.411	83	2	19
1985	7-1	13	7	1	.538	78	1	18
1986	9-6	106	45	12	.424	659	6	57
1987	11-8	138	71	7	.514	929	3	44
Totals	32-15	274	130	21	.474	1749	12	57



15 Ingle Martin
Nashville, Tenn.

Year	G	Att.	Com.	Int.	Pct.	Yds.	TD	Long
2004	13	320	198	9	.619	2792	22	75



12 Keith Moore
Fletcher, N.C.

Year	G-GS	Att.	Com.	Int.	Pct.	Yds.	TD	Long
1984	5-0	17	7	1	.411	83	2	19
1985	7-1	13	7	1	.538	78	1	18
1986	9-6	106	45	12	.424	659	6	57
1987	11-8	138	71	7	.514	929	3	44
Totals	32-15	274	130	21	.474	1749	12	57



15 Billy Canty
Pascagoula, Miss.

Year	G	Att.	Com.	Int.	Pct.	Yds.	TD	Long
1958		84	37	8	.440	433	4	
1959		59	19	4	.322	223	2	59
1960		135	74	8	.548	920	10	78
1961		168	84	2	.500	884	8	
Totals	4	446	214	22	.480	2460	24	78



14 Billy Baker
Rossville, Ga.

Year	G	Att.	Com.	Int.	Pct.	Yds.	TD	Long
1956		93	41	4	.440	449	1	
1957		150	88	5	.587	846	6	
1958		68	35	7	.515	495	4	
1959		89	43	7	.483	525	2	
Totals	4	400	207	23	.518	2315	13	...

