



PASSING

NCAA I-AA National Champion 1988 ▲ Southern Conference Champions 1978, '80, '81, '82, '83, '85, '88, '89, '90

CAREER PASS ATTEMPTS

Rank	Player	Year	No. (Comp.)
1)	Braniff Bonaventure	1992-96	721 (444, 5,731 yds.)
2)	Frankie DeBusk	1987-90	678 (356, 5,851 yds.)
3)	Clyde Hewell	1966-68	563 (313, 3,933 yds.)
4)	Philly Jones	1991-95	515 (306, 3,721 yds.)
5)	Bobby Lamb	1982-85	496 (276, 4,594 yds.)
6)	David Whitehurst	1973-76	468 (245, 3,122 yds.)
7)	David Henderson	1976-79	467 (259, 3,582 yds.)
8)	Billy Canty	1958-61	446 (214, 2,460 yds.)
9)	David Charpia	1980-83	445 (254, 3,591 yds.)
10)	Tim Sorrells	1977-81	428 (197, 2,945 yds.)

CAREER PASS COMPLETIONS

Rank	Player	Years	No. (Att.)
1)	Braniff Bonaventure	1992-96	444 (of 721, 5,731 yds.)
2)	Frankie DeBusk	1987-90	356 (of 678, 5,851 yds.)
3)	Clyde Hewell	1966-68	313 (of 563, 3,933 yds.)
4)	Philly Jones	1991-95	306 (of 515, 3,721 yds.)
5)	Bobby Lamb	1982-85	276 (of 496, 4,594 yds.)
6)	David Henderson	1976-79	259 (of 467, 3,582 yds.)
7)	David Charpia	1980-83	254 (of 445, 3,591 yds.)
8)	David Whitehurst	1973-76	245 (of 468, 3,122 yds.)
9)	Billy Canty	1958-61	214 (of 446, 2,460 yds.)
10)	Billy Baker	1956-59	207 (of 400, 2,315 yds.)

CAREER COMPLETION PERCENTAGE

Rank	Player	Year	Pct. (Comp., Att.)
1)	Braniff Bonaventure	1992-96	61.6 (444 of 721, 5,731 yds.)
2)	Philly Jones	1991-95	59.4 (306 of 515, 3,721 yds.)
3)	David Charpia	1980-83	57.0 (254 of 445, 3,591 yds.)
4)	Charles Elvington	1972-74	56.1 (159 of 283, 1,613 yds.)
5)	Bobby Lamb	1982-85	55.6 (276 of 496, 4,594 yds.)
6)	Clyde Hewell	1966-68	55.5 (313 of 563, 3,933 yds.)
7)	David Henderson	1976-79	55.4 (259 of 467, 3,582 yds.)
8)	Frankie DeBusk	1987-90	52.5 (356 of 678, 5,851 yds.)
9)	David Whitehurst	1973-76	52.3 (245 of 468, 3,122 yds.)
10)	Billy Baker	1956-59	51.7 (207 of 400, 2,315 yds.)
11)	Billy Canty	1968-61	47.9 (214 of 446, 2,460 yds.)

CAREER PASSING YARDAGE


Rank	Player	Years	Att.	Comp.	Int.	Yards	TD
1)	Frankie DeBusk	1987-90	678	356	30	5,851	38
2)	Braniff Bonaventure	1992-96	721	444	19	5,731	42
3)	Bobby Lamb	1982-85	496	276	23	4,594	47
4)	Clyde Hewell	1966-68	563	313	21	3,933	20
5)	Philly Jones	1991-95	515	306	16	3,721	23
6)	David Charpia	1980-83	445	254	20	3,591	22
7)	David Henderson	1976-79	467	259	23	3,582	22
8)	David Whitehurst	1973-76	468	245	23	3,122	22
9)	Tim Sorrells	1977-81	428	197	24	2,945	31
10)	Billy Canty	1958-61	446	214	22	2,460	24
11)	Billy Baker	1956-59	400	207	23	2,315	12
12)	Cleve Hightower	1968-70	336	139	25	1,866	14
13)	Hugh Swilling	1989-92	215	120	10	1,824	16
14)	John DeLeo	1970-71	307	141	7	1,778	13
15)	Keith Moore	1984-87	274	130	21	1,743	13

CAREER PASSING EFFICIENCY

Rank	Player	Years	YPA	Com%	TD%	Int%	Rating
1)	Bobby Lamb	1982-85	9.26	55.64	9.47	4.63	154.51
2)	Braniff Bonaventure	1992-96	7.94	61.58	5.82	2.63	142.29
3)	Frankie DeBusk	1987-90	8.62	52.50	5.60	4.42	133.23
4)	David Charpia	1980-83	8.06	57.07	4.94	4.49	131.28
5)	Philly Jones	1991-95	7.22	59.41	4.46	3.10	128.57
6)	David Henderson	1976-79	7.67	55.46	4.71	4.92	124.59
7)	Tim Sorrells	1977-81	6.88	46.02	7.24	5.60	116.50
8)	Clyde Hewell	1966-68	7.09	55.59	3.55	3.73	114.35
9)	David Whitehurst	1973-76	6.67	52.35	5.23	4.91	112.14
10)	Charles Elvington	1972-74	5.69	56.18	3.29	2.47	106.77
11)	John DeLeo	1970-71	5.79	45.92	4.23	2.28	103.52

CAREER PASSING TOUCHDOWNS

Rank	Player	Years	TD
1)	Bobby Lamb	1982-85	47
2)	Braniff Bonaventure	1992-96	42
3)	Frankie DeBusk	1987-90	38
4)	Tim Sorrells	1977-81	31
5)	Billy Canty	1958-61	24
6)	Philly Jones	1991-95	23
7)	David Charpia	1980-83	22
	David Henderson	1976-79	22
	David Whitehurst	1973-76	22
8)	Clyde Hewell	1966-68	20
9)	Hugh Swilling	1989-92	16
10)	Cleve Hightower	1968-70	14
11)	John DeLeo	1970-71	13
	Keith Moore	1984-87	13
	Sam Wyche	1963-65	13



Clyde Hewell threw for 1,873 yards and 11 touchdowns in 1967.



Bobby Lamb (1982-85) ranks third on Furman's career total offense chart, but his 58 touchdown responsibilities still stands as a school record.

SEASON TOTAL OFFENSE

Rank	Player	Year	Plays	Rush	Pass	Yards	TDR
1)	Bobby Lamb	1985	327	432	2,264	2,696	31
2)	Frankie DeBusk	1990	371	213	2,433	2,646	17
3)	Braniff Bonaventure	1996	371	-148	2,382	2,234	19
4)	Frankie DeBusk	1989	277	274	1,726	2,000	22
5)	Frankie DeBusk	1988	363	366	1,562	1,928	13
6)	David Charpia	1983	257	76	1,811	1,887	16
7)	Bobby Lamb	1984	283	95	1,781	1,876	19
8)	Philly Jones	1993	186	259	1,606	1,865	10
9)	David Charpia	1982	301	308	1,524	1,832	9
10)	Clyde Hewell	1967	294	-133	1,873	1,740	11

SINGLE GAME TOTAL OFFENSE ATTEMPTS

Player	Year	Site, Opponent, Score	No. (Att.)
Cleve Hightower	1969	h-Wofford (21-31)	72 (5 r, 67 p, 356 yds.)
Tim Sorrells	1981	h-Tenn.-Chattanooga (28-31)	46 (10 r, 36 p, 254 yds.)
Philly Jones	1995	a-South Carolina State (21-27)	45 (12 r, 33 p, 270 yds.)
Frankie DeBusk	1990	a-William & Mary (28-38)	44 (7 r, 37 p, 363 yds.)
Braniff Bonaventure	1994	h-Western Carolina (24-35)	41 (7 r, 34 p, 297 yds.)
Chris Speaks	1987	a-Western Carolina (14-20)	40 (12 r, 28 p, 234 yds.)
Patrick Baynes	1989	h-Stephen F. Austin (42-23)	40 (17 r, 23 p, 183 yds.)
Braniff Bonaventure	1996	h-Clemson (3-19)	38 (14 r, 24 p, 93 yds.)

SINGLE GAME TOTAL OFFENSE

Player	Year	Site, Opponent, Score	Yards
Cleve Hightower	1969	h-Mississippi College (19-21)	374 (28 r, 346 p)
Bobby Lamb	1985	h-Marshall (34-3)	364 (138 r, 226 p)
Frankie DeBusk	1990	a-William & Mary (28-38)	363 (24 r, 339 p)
Cleve Hightower	1969	h-Wofford (21-31)	354 (-2 r, 356 p)
Clyde Hewell	1967	a-East Carolina (29-34)	335 (0 r, 335 p)
David Charpia	1983	h-East Tennessee State (28-7)	322 (57 r, 265 p)
Brent Rickman	1997	h-VMI (35-14)	319 (-16 r, 335 p)
William Gressette	1916	h-Erskine (60-3)	318 (318 r, 0 p)
Frankie DeBusk	1989	h-East Tennessee State (44-20)	315 (83 r, 232 p)
David Henderson	1978	a-Marshall (42-12)	307 (-9 r, 316 p)
Frankie DeBusk	1990	a-Eastern Kentucky (45-17)	305 (13 r, 292 p)
Clyde Hewell	1967	a-Samford (28-42)	298 (-56 r, 354 p)
Braniff Bonaventure	1994	h-Western Carolina (25-34)	297 (-3 r, 300 p)
Sam Wyche	1964	a-William & Mary (14-21)	295 (58 r, 237 p)
Bobby Lamb	1985	h-Tenn.-Chattanooga (28-0)	291 (31 r, 260 p)

SINGLE GAME TEAM TOTAL OFFENSE

Year	Site, Opponent, Score	Rush	Pass	Yards
1987	a-The Citadel (58-13)	420	256	676
1983	a-The Citadel (49-21)	331	305	636
1978	h-Davidson (56-14)	491	141	632
1979	a-Davidson (63-55)	491	135	626
1992	h-Presbyterian (43-7)	451	151	601

SEASON TOTAL OFFENSE ATTEMPTS

Rank	Player	Year	No. (Att.)
1)	Braniff Bonaventure	1996	371 (88 r, 283 p, 2,382 yds.)
	Frankie DeBusk	1990	371 (98 r, 273 p, 2,646 yds.)
2)	Frankie DeBusk	1988	363 (152 r, 211 p, 1,928 yds.)
3)	David Whitehurst	1976	312 (148 r, 164 p, 1,422 yds.)
4)	John DeLeo	1971	311 (144 r, 167 p, 1,194 yds.)
5)	John DeLeo	1970	307 (167 r, 140 p, 1,135 yds.)
6)	David Charpia	1981	301 (104 r, 197 p, 1,832 yds.)
7)	Clyde Hewell	1967	294 (74 r, 220 p, 1,740 yds.)
8)	Philly Jones	1993	286 (81 r, 205 p, 1,865 yds.)
9)	Bobby Lamb	1984	283 (92 r, 191 p, 1,876 yds.)
10)	Braniff Bonaventure	1995	282 (62 r, 220 p, 1,734 yds.)

SEASON TEAM TOTAL OFFENSE AVERAGE

Rank	Year	Games	Plays	Rush	Pass	Yards	Avg.
1)	1985	14	996	4,034	2,369	6,403	457.4
2)	1984	11	779	3,100	1,882	4,982	452.9
3)	1983	13	985	3,444	2,318	5,762	443.2
4)	1990	13	911	3,037	2,474	5,511	423.9
5)	1978	11	817	2,843	1,805	4,648	422.5
6)	1991	11	759	2,728	1,671	4,399	399.9
7)	1987	11	776	2,717	1,646	4,363	396.6
8)	1989	14	915	3,496	2,025	5,521	394.3
9)	1981	11	812	2,879	1,366	4,245	385.9
10)	1980	11	745	3,021	1,175	4,196	381.5

SEASON TOUCHDOWN RESPONSIBILITIES

Rank	Player	Year	Rush TD	Pass TD	TDR
1)	Bobby Lamb	1985	7	24	31
2)	Frankie DeBusk	1989	9	13	22
3)	Bobby Lamb	1984	0	19	19
	Braniff Bonaventure	1996	0	19	19
4)	Frankie DeBusk	1990	4	13	17
	Hugh Swilling	1991	3	14	17
5)	David Charpia	1983	1	15	16
	Braniff Bonaventure	1994	3	13	16
6)	David Whitehurst	1975	6	9	15
	Tim Sorrells	1980	1	14	15
	Robbie Gardner	1986	15	0	15
	Carl Tremble	1990	15	0	15
7)	David Henderson	1978	2	12	14
	Stanford Jennings	1983	14	0	14
	Robbie Gardner	1984	14	0	14
8)	Billy Canty	1960	4	9	13
	Tim Sorrells	1981	3	10	13
	Frankie DeBusk	1988	4	9	13
	Carl Tremble	1992	13	0	13
9)	John DeLeo	1970	5	7	12
	David Whitehurst	1976	6	6	12
	Tim Sorrells	1979	5	7	12
10)	Clyde Hewell	1967	0	11	11
	Mike Glenn	1980	11	0	11
	Stanford Jennings	1980	11	0	11
	Stanford Jennings	1980	11	0	11
	Dwight Sterling	1988	11	0	11
	Carl Tremble	1991	11	0	11
	Justin Hill	1998	5	6	11



TOTAL OFFENSE

NCAA I-AA National Champion 1988 ▲ Southern Conference Champions 1978, '80, '81, '82, '83, '85, '88, '89, '90

YEARLY TOTAL OFFENSE LEADERS


Year	Player	Plays	Rush	Pass	Yards	TDR
1956	Billy Baker	171	142	449	591	1
1957	Billy Baker	211	42	846	894	5
1958	Billy Baker	99	24	495	519	4
1959	Billy Baker	114	-44	525	481	2
1960	Billy Canty	180	152	920	1,072	13
1961	Billy Canty	204	82	884	966	10
1962	Elliott Keller	133	724	0	724	4
1963	Danny Donovan	188	331	638	969	10
1964	Sam Wyche	224	31	840	871	8
1965	Sam Wyche	204	124	753	877	9
1966	Clyde Hewell	217	-116	1,096	980	7
1967	Clyde Hewell	294	-133	1,873	1,740	11
1968	Clyde Hewell	235	-310	1,024	714	2
1969	Cleve Hightower	279	68	1,404	1,472	10
1970	John DeLeo	307	253	882	1,135	12
1971	John DeLeo	311	298	896	1,194	10
1972	Donny Griffin	120	583	0	583	1
1973	David Whitehurst	228	367	829	1,196	10
1974	Charles Elvington	197	283	652	935	3
1975	David Whitehurst	276	329	973	1,302	15
1976	David Whitehurst	312	403	1,019	1,422	12
1977	David Henderson	225	70	1,089	1,159	8
1978	David Henderson	246	2	1,732	1,734	14
1979	Tim Sorrells	159	299	668	967	12
1980	Tim Sorrells	237	151	1,138	1,289	15
1981	Tim Sorrells	249	224	1,073	1,297	13
1982	David Charpia	301	308	1,524	1,832	9
1983	David Charpia	257	76	1,811	1,887	16
1984	Bobby Lamb	283	95	1,781	1,876	19
1985	Bobby Lamb	228	432	2,264	2,696	31
1986	Robbie Gardner	211	1,113	0	1,113	15
1987	Keith Moore	213	285	929	1,214	7
1988	Frankie DeBusk	363	366	1,562	1,928	13
1989	Frankie DeBusk	277	274	1,726	2,000	22
1990	Frankie DeBusk	371	213	2,433	2,646	17
1991	Hugh Swilling	253	302	1,422	1,724	17
1992	Carl Tremble	229	1,555	0	1,555	13
1993	Philly Jones	286	259	1,606	1,865	10
1994	Braniff Bonaventure	282	60	1,674	1,734	16
1995	Braniff Bonaventure	233	57	1,275	1,332	8
1996	Braniff Bonaventure	371	-148	2,382	2,234	19
1997	Brent Rickman	191	-57	943	886	8
1998	Justin Hill	260	390	1,120	1,120	11

CAREER TOTAL OFFENSE

Rank	Player	Years	Plays	Rush	Pass	Total	TDR
1)	Frankie DeBusk	1987-90	1,027	875	5,851	6,726	55
2)	Braniff Bonaventure	1992-96	958	-60	5,731	5,671	46
3)	Bobby Lamb	1982-85	734	734	4,594	5,328	58
4)	Carl Tremble	1989-92	787	4,746	0	4,746	48
5)	David Whitehurst	1973-76	918	1,270	3,122	4,392	40
6)	Philly Jones	1991-95	727	561	3,721	4,282	27
7)	Stanford Jennings	1980-83	691	4,016	37	4,053	41
8)	David Charpia	1980-83	618	389	3,591	3,980	25
9)	David Henderson	1976-79	622	85	3,582	3,667	26
10)	Tim Sorrells	1977-81	675	716	2,945	3,661	40
11)	Clyde Hewell	1966-68	746	-559	3,993	3,434	20
12)	Robbie Gardner	1982-85	547	3,213	0	3,213	43
13)	Larry Robinson	1973-76	661	3,038	0	3,038	24

CAREER TOUCHDOWN RESPONSIBILITIES


Rank	Player	Years	Rush TD	Pass TD	TDR
1)	Bobby Lamb	1982-85	11	47	58
2)	Frankie DeBusk	1987-90	17	38	55
3)	Carl Tremble	1989-92	48	0	48
4)	Braniff Bonaventure	1992-96	4	42	46
5)	Robbie Gardner	1982-85	43	0	43
6)	Stanford Jennings	1980-83	40	1	41
7)	David Whitehurst	1973-76	18	22	40
	Tim Sorrells	1977-81	9	31	40
8)	Billy Canty	1958-61	8	24	32
9)	Mike Glenn	1978-80	29	0	29
10)	Philly Jones	1991-95	4	23	27
11)	David Henderson	1976-79	4	22	26
	John Bagwell	1984-88	26	0	26
12)	Larry Robinson	1973-76	25	0	25
	David Charpia	1980-83	3	22	25



Braniff Bonaventure (1992-96) accounted for 5,671 yards in total offense during his stellar career.

CAREER TOTAL OFFENSE ATTEMPTS

Rank	Player	Years	No. (Att.)
1)	Frankie DeBusk	1997-90	1027 (349 r, 678 p, 6,726 yds.)
2)	Braniff Bonaventure	1992-96	958 (237 r, 721 p, 5,761 yds.)
3)	David Whitehurst	1973-76	918 (450 r, 468 p, 4,392 yds.)
4)	Carl Tremble	1989-92	787 (786 r, 1 p, 4,746 yds.)
5)	Clyde Hewell	1966-68	746 (185 r, 563 p, 3,434 yds.)
6)	Bobby Lamb	1982-85	734 (238 r, 496 p, 5,328 yds.)
7)	Philly Jones	1992-95	727 (212 r, 515 p, 4,282 yds.)
8)	Stanford Jennings	1980-83	691 (686 r, 5 p, 4,053 yds.)
9)	Tim Sorrells	1977-81	675 (247 r, 428 p, 3,661 yds.)
10)	Larry Robinson	1973-76	661 (661 r, 0 p, 3,038 yds.)



Byron Trotter (1968-70) still holds Furman's single game receptions record of 13 catches set against Wofford during the 1969 season.

SINGLE GAME RECEPTIONS

Player	Year	Site, Opponent, Score	Receptions
Byron Trotter	1969	h-Wofford (21-31)	13 (129 yds.)
Robbie Hahn	1967	a-Samford (28-42)	12 (197 yds.)
Mike Bartik	1973	a-Louisville (14-35)	12 (155 yds.)
Pat Carroll	1969	h-Wofford (21-31)	10 (131 yds.)
Jimmy Jordan	1968	a-Wofford (7-13)	10 (77 yds.)
Robbie Hahn	1967	a-East Carolina (29-34)	9 (130 yds.)
Tommy Southard	1977	h-VMI (28-31)	8 (147 yds.)
Donald Lipscomb	1991	h-Presbyterian (52-7)	8 (146 yds.)
Josh Cole	1994	a-Marshall (14-35)	8 (80 yds.)
Adrick Harrison	1995	a-South Carolina State (21-27)	8 (70 yds.)
Luther Broughton	1995	a-Western Carolina (31-21)	8 (78 yds.)
Josh Cole	1995	h-Appalachian State (28-41)	8 (104 yds.)
Josh Cole	1996	a-VMI (31-14)	8 (114 yds.)
Josh Cole	1996	a-East Tennessee State (19-21)	8 (103 yds.)

SINGLE GAME RECEIVING YARDS

Player	Year	Site, Opponent, Score	Yards
Donald Lipscomb	1990	a-William & Mary (28-38)	202 (6 rec.)
Robbie Hahn	1967	a-Samford (28-42)	197 (12 rec.)
Robbie Hahn	1966	a-George Washington (28-49)	178 (6 rec.)
Chas Fox	1984	h-Central Florida (42-6)	175 (7 rec.)
Donald Lipscomb	1991	h-East Tennessee State (52-23)	164 (5 rec.)
Chas Fox	1985	h-Marshall (34-3)	163 (6 rec.)
Mike Bartik	1973	a-Louisville (14-35)	155
Donald Lipscomb	1990	a-Eastern Kentucky (45-17)	153 (4 rec.)
Ric Ford	1993	a-Georgia Southern (19-31)	148 (6 rec.)
Tim Crawford	1964	a-William & Mary (14-21)	147
Tommy Southard	1977	h-VMI (28-31)	147 (8 rec.)
Donald Lipscomb	1991	h-Presbyterian (52-7)	146 (8 rec.)

SEASON RECEPTIONS

Rank	Player	Year	Receptions
1)	Robbie Hahn	1967	53 (840 yds.)
2)	Josh Cole	1996	52 (799 yds.)
	Luther Broughton	1996	52 (583 yds.)
3)	Adrick Harrison	1995	48 (629 yds.)
4)	Jimmy Kiser	1978	39 (692 yds.)
	Tommy Southard	1976	39 (510 yds.)
	Luther Broughton	1995	39 (475 yds.)
5)	Donald Lipscomb	1990	38 (896 yds.)
	Chas Fox	1984	38 (723 yds.)
	Jimmy Jordan	1968	38 (502 yds.)
	Tommy Southard	1977	38 (499 yds.)
	Byron Trotter	1969	38 (421 yds.)
6)	Paul Siffri	1990	37 (555 yds.)
7)	Ray Siminski	1958	35 (568 yds.)
	Damon Bradley	1992	35 (433 yds.)
	Desmond Kitchings	1998	35 (560 yds.)
8)	Blake Carlyle	1971	34 (389 yds.)
	Billy Risher	1983	34 (528 yds.)


	Chas Fox	1985	34 (649 yds.)
9)	Kirk Burnett	1985	33 (589 yds.)
	Josh Cole	1994	33 (364 yds.)
	Ric Ford	1993	33 (504 yds.)
10)	Byron Trotter	1970	32 (348 yds.)
	Donald Lipscomb	1991	32 (753 yds.)

SEASON RECEIVING YARDS

Rank	Player	Year	Yards
1)	Donald Lipscomb	1990	896 (38 rec.)
2)	Robbie Hahn	1967	840 (53 rec.)
3)	Josh Cole	1996	799 (52 rec.)
4)	Donald Lipscomb	1991	753 (32 rec.)
5)	Chas Fox	1984	723 (38 rec.)
6)	Jimmy Kiser	1978	692 (39 rec.)
7)	Chas Fox	1985	649 (34 rec.)
8)	Adrick Harrison	1995	629 (48 rec.)
9)	Kirk Burnett	1985	589 (33 rec.)
10)	Luther Broughton	1996	583 (52 rec.)

SEASON TOUCHDOWN RECEPTIONS

Rank	Player	Year	TD
1)	Chas Fox	1985	11
2)	Robbie Hahn	1967	9
3)	Chas Fox	1984	8
4)	Robbie Hahn	1966	7
	Billy Risher	1980	7
5)	Tim Crawford	1965	6
	Paul Siffri	1991	6
	Adrick Harrison	1995	6
	Jody Wade	1997	6



Billy Risher (1979-83) helped Furman capture the 1980 Southern Conference championship with a team leading seven touchdown receptions.



RECEIVING

NCAA I-AA National Champion 1988 ▲ Southern Conference Champions 1978, '80, '81, '82, '83, '85, '88, '89, '90

YEARLY RECEIVING LEADERS

Year	Player	Receptions	Yards	Avg.	TD
1956	Ray Siminski	7	83	11.9	0
1957	Tom Avery	19	191	10.1	4
1958	Ray Siminski	35	568	16.2	5
1959	Hicky Horton	14	193	13.8	1
1960	Tony Carmignani	18	198	11.0	3
1961	Tony Carmignani	24	247	10.3	0
1962	Rodger Senter	11	155	14.1	0
1963	Sam Pickens	14	239	17.1	2
1964	Tim Crawford	23	319	13.9	1
1965	Tim Crawford	23	379	16.5	6
1966	Robbie Hahn	26	535	20.6	7
1967	Robbie Hahn	53	840	15.8	9
1968	Jimmy Jordan	38	502	13.2	4
1969	Byron Trotter	38	421	11.1	2
1970	Byron Trotter	32	348	10.9	1
1971	Blake Carlyle	34	389	11.4	4
1972	Mike Bartik	29	307	10.6	3
1973	Mike Bartik	31	525	16.9	2
1974	Kenny Brown	16	249	15.6	2
1975	Tommy Southard	24	333	13.9	3
1976	Tommy Southard	39	510	13.1	2
1977	Tommy Southard	39	499	13.1	3
1978	Jimmy Kiser	39	692	17.7	1
1979	Mark Grainger	28	378	13.5	4
1980	Billy Risher	24	475	19.5	7
1981	Stanford Jennings	24	183	7.6	1
1982	Jack Borders	26	344	13.2	2
1983	Billy Risher	34	528	15.5	5
1984	Chas Fox	38	723	19.0	8
1985	Chas Fox	34	649	19.1	11
1986	Kirk Burnett	19	409	21.5	3
1987	John Bagwell	29	235	8.1	0
1988	George Quarles	21	335	15.9	1
1989	Greg Key	28	444	15.9	5
1990	Donald Lipscomb	38	896	23.6	3
1991	Donald Lipscomb	32	753	23.5	5
1992	Damon Bradley	35	433	12.0	2
1993	Damon Bradley	33	549	16.6	3
1994	Josh Cole	33	364	11.0	3
1995	Adrick Harrison	48	629	13.1	6
1996	Josh Cole	52	799	15.4	4
1997	Desmond Kitchings	30	354	11.8	3
1998	Desmond Kitchings	35	560	16.0	3

CAREER RECEIVING YARDS


Rank	Player	Years	Rec.	Yards	Avg.	TD
1)	Chas Fox	1982-85	113	2,158	19.1	28
2)	Donald Lipscomb	1988-91	95	2,148	22.6	9
3)	Luther Broughton	1993-96	135	1,659	12.3	6
4)	Josh Cole	1993-96	119	1,606	13.5	11
5)	Billy Risher	1979-83	87	1,561	17.9	19
6)	Tommy Southard	1974-77	103	1,443	14.0	8
7)	Kirk Burnett	1983-86	77	1,396	18.1	8
8)	Robbie Hahn	1966-67	79	1,375	17.4	16
9)	Adrick Harrison	1992-95	111	1,342	12.1	11
10)	Damon Bradley	1989-93	82	1,204	14.7	7
11)	Brette Simmons	1974-78	82	1,197	14.6	5
12)	Jimmy Jordan	1966-68	85	1,188	14.0	4
13)	Paul Siffri	1988-91	77	1,160	15.0	10
14)	Jody Wade	1994-97	68	1,124	16.5	13
15)	Byron Trotter	1968-70	98	1,112	11.3	3

CAREER TOUCHDOWN RECEPTIONS

Rank	Player	Years	TD
1)	Chas Fox	1982-85	28
2)	Billy Risher	1979-83	19
3)	Robbie Hahn	1966-67	16
4)	Jody Wade	1994-97	13
5)	Adrick Harrison	1992-95	11
	Josh Cole	1993-96	11
6)	Paul Siffri	1988-91	10
7)	Donald Lipscomb	1988-91	9
8)	Tommy Southard	1974-77	8
	Kirk Burnett	1983-86	8

CAREER RECEPTIONS


Rank	Player	Years	Rec.	Yards	Avg.	TD
1)	Luther Broughton	1993-96	135	1,659	12.3	6
2)	Josh Cole	1993-96	119	1,608	13.5	11
3)	Chas Fox	1982-85	113	2,158	19.1	28
4)	Adrick Harrison	1992-95	111	1,342	12.1	11
5)	Tommy Southard	1974-77	103	1,443	14.0	8
6)	Byron Trotter	1968-70	98	1,112	11.3	3
7)	Donald Lipscomb	1988-91	95	2,148	22.6	9
8)	Billy Risher	1979-83	87	1,561	17.9	19
9)	Jimmy Jordan	1966-68	85	1,188	14.0	4
10)	Brette Simmons	1974-78	82	1,197	14.6	5
	Damon Bradley	1989-93	82	1,204	14.7	7
11)	Robbie Hahn	1966-67	79	1,375	17.4	16
12)	Kirk Burnett	1983-86	77	1,396	18.1	8
	Stanford Jennings	1980-83	77	890	11.6	4
	Paul Siffri	1988-91	77	1,160	15.0	10
13)	Mike Bartik	1971-73	73	1,004	13.8	5



Chas Fox (1982-85) holds Furman's career receiving yards (2,158) and touchdown receptions (28) records.



NCAA I-AA National Champion 1988 ▲ Southern Conference Champions 1978, '80, '81, '82, '83, '85, '88, '89, '90



Andrew Burr earned All-Southern Conference honors in 1991 after pacing the league in scoring with 87 points (14-16 FGs, 45-46 PATs).

SEASON SCORING

Rank	Player	Year	TD	PAT	FG	Points
1)	Carl Tremble	1990	17	0-0	0-0	102
2)	Stanford Jennings	1983	16	0-0	0-0	96
3)	Glen Connally	1990	0	53-54	14-18	95
4)	Mike Wood	1986	0	37-37	19-30	94
5)	Robbie Gardner	1986	15	0-0	0-0	90
	William Gressette	1916	15	0-0	0-0	90
6)	Keven Esval	1985	0	63-64	8-14	87
	Andrew Burr	1991	0	45-46	14-16	87
7)	Robbie Gardner	1984	14	0-0	0-0	84
	John Bagwell	1985	14	0-0	0-0	84
8)	Chas Fox	1985	13	2-2	0-0	82
9)	Carl Tremble	1992	13	0-0	0-0	78
10)	Stanford Jennings	1981	12	1-1	0-0	76

SEASON KICK SCORING

Rank	Player	Year	PAT	FG	Points
1)	Glen Connally	1990	53-54	14-18	95
2)	Mike Wood	1986	37-37	19-30	94
3)	Keven Esval	1985	63-64	8-14	87
	Andrew Burr	1991	45-46	14-16	87
4)	Jim Richter	1994	21-23	16-19	69
5)	Keven Esval	1983	53-55	5-9	68
6)	Tim Tanguay	1981	31-34	12-14	67
7)	Jason Wells	1997	30-32	11-14	63
	Jason Wells	1998	30-30	11-18	63



Tailback Robbie Gardner (1982-86) ranks third on Furman's career scoring chart with 258 points.

YEARLY SCORING LEADERS

Year	Player	TD	FG	PAT	Points
1956	Jack Powers	3	0	0	18
1957	Tom Avery	4	0	0	24
1958	Roy Nickles	6	0	0	36
1959	Tom Campbell	4	0	0	24
1960	Bradley Fowler	5	0	3	36
1961	Tom Campbell	4	0	0	24
1962	John Cook	6	0	0	36
1963	Sam Pickens	7	0	2	44
1964	Ernie Zuberer	5	0	0	30
1965	Tim Crawford	6	0	0	36
1966	Robbie Hahn	7	0	1	44
1967	Robbie Hahn	10	0	1	62
1968	Dicky Sowell	4	0	0	36
1969	Pat Carroll	6	0	0	36
1970	Steve Crislip	10	0	1	62
1971	Steve Crislip	7	0	0	42
1972	Al Standiford	0	4	12	24
1974	Andy Goss	2	8	9	45
1975	Andy Goss	0	5	25	40
1976	Andy Goss	0	8	24	48
1977	Bobby Behr	0	8	24	48
1978	Mike Glenn	10	0	0	60
	Keith Potter	0	8	36	60
1979	Mike Glenn	11	0	0	66
1980	Mike Glenn	11	0	0	66
1981	Stanford Jennings	12	0	2	76
1982	Stanford Jennings	11	0	0	66
1983	Stanford Jennings	16	0	0	96
1984	Robbie Gardner	14	0	0	84
1985	Keven Esval	0	8	63	87
1986	Mike Wood	0	8	31	55
1987	Mike Wood	0	8	31	55
1988	Dwight Sterling	11	0	0	66
1989	Bobby Daugherty	9	0	0	54
	Frankie DeBusk	9	0	0	54
	Carl Tremble	9	0	0	54
1990	Carl Tremble	17	0	0	102
1991	Andrew Burr	0	14	45	87
1992	Carl Tremble	13	0	0	78
1993	Jim Richter	0	13	22	61
1994	Jim Richter	0	16	21	69
1995	Jim Richter	0	8	32	56
1996	Jason Wells	0	7	40	61
1997	Jason Wells	0	11	30	63
1998	Jason Wells	0	11	30	63

CAREER SCORING

Rank	Player	Years	TD	PAT	FG	Points
1)	Carl Tremble	1989-92	50	0-0	0-0	300
2)	Stanford Jennings	1980-83	44	2-2	0-0	268
3)	Robbie Gardner	1982-86	43	0-0	0-0	258
4)	Mike Wood	1986-89	0	135-142	30-51	225
5)	Keven Esval	1982-85	0	160-166	18-36	214
	Jim Richter	1992-95	0	85-92	43-63	214
6)	Chas Fox	1982-85	32	3-3	0-0	198
7)	Mike Glenn	1978-80	32	0-0	0-0	192
8)	Glen Connally	1988-90	0	80-83	36-55	188
9)	Jason Wells	1996-	0	100-104	29-49	187
10)	Tim Tanguay	1980-82	0	105-111	24-41	177
11)	John Bagwell	1984-88	28	0-0	0-0	168
12)	Larry Robinson	1973-76	25	1-1	0-0	152
13)	Andy Goss	1974-76	2	56-62	23-38	137

CAREER KICK SCORING

Rank	Player	Year	PAT	FG	Points
1)	Mike Wood	1986-89	135-142	30-51	225
2)	Keven Esval	1982-85	160-166	18-36	214
	Jim Richter	1992-95	85-93	43-63	214
3)	Glen Connally	1988-90	80-83	36-55	188
4)	Tim Tanguay	1980-82	105-111	24-41	177
5)	Andy Goss	1974-76	56-62	23-38	125
6)	Jason Wells	1996-	100-104	29-49	187




PUNTING, PUNT RETURNS

NCAA I-AA National Champion 1988 ▲ Southern Conference Champions 1978, '80, '81, '82, '83, '85, '88, '89, '90



Paul Stombaugh (1946-49) was an outstanding punter for Furman.



Vince Perone, Jr. (1972-74) holds Furman's record for longest punt return.

LONGEST PUNTS

Player	Year	Site, Opponent, Score	Yards
Jimmy Kerr	1966	a-Tampa (2-41)	84
Roy Stevens	1934	h-Georgia (2-7)	79
June Scott	1937	h-Clemson (0-0)	73
Paul Stombaugh	1948	h-Wofford (7-7)	73
June Scott	1936	h-South Carolina (23-6)	70
Paul Stombaugh	1948	a-Clemson (0-41)	70
Paul Stombaugh	1948	h-Richmond (0-7)	67
Jody Wade	1997	h-East Tennessee State (28-58)	65

LONGEST PUNT RETURNS

Player	Year	Site, Opponent, Score	Yards
Vince Perone, Jr.	1973	h-East Tennessee State (40-21)	88
Jimmy Jordan	1968	h-Presbyterian (13-9)	86
Charlie West	1954	a-Wake Forest (21-19)	82
Lamar Moates	1949	a-South Carolina (14-7)	76
Lyles Alley	1932	a-Wofford (24-0)	75
Ernest Rohr	1935	a-South Carolina (20-7)	75
Donny Griffin	1971	h-Davidson (41-6)	72
Andre Worrell	1992	a-East Tennessee State (45-14)	70

YEARLY PUNTING LEADERS

Year	Player	Attempts	Yards	Avg.
1956	Jim Jennings	33	1,144	34.7
1957	Jimmy Grant	21	692	32.9
1958	Eddie Scott	13	468	36.0
1959	Hicky Horton	28	1,048	37.4
1960	Rodger Senter	39	1,334	34.2
1961	Jim Sumner	25	945	37.8
1962	Jim Sumner	53	2,024	38.1
1963	Jimmy Kerr	21	772	36.8
1964	Larry Kapps	47	1,753	37.3
1965	Gordy Powers	30	1,131	37.7
1966	Jimmy Jordan	65	2,453	37.7
1967	Jimmy Jordan	55	2,156	39.2
1968	Jimmy Jordan	85	3,230	38.0
1969	Ronnie Reed	72	2,381	33.1
1970	Cleve Hightower	61	2,141	35.1
1971	John DeLeo	56	2,065	36.9
1972	Mike Bartik	86	3,011	35.0
1973	Mike Bartik	29	1,054	36.3
1974	Tom Woodson	47	1,638	34.9
1975	Bill Freeman	62	2,274	36.7
1976	Bill Freeman	52	2,051	39.4
1977	Bill Freeman	55	2,265	41.2
1978	Jimmy Kiser	48	1,733	36.1
1979	John Johnson	47	1,764	37.5
1980	John Johnson	58	2,345	40.4
1981	John Johnson	34	1,413	41.6
1982	Mark Bridgman	67	2,500	37.3
1983	Mark Bridgman	49	1,880	38.4
1984	Alston Hamilton	24	851	35.5
1985	Alston Hamilton	41	1,543	37.6
1986	Alston Hamilton	57	2,108	37.0
1987	Alston Hamilton	48	1,743	36.3
1988	Bruce Leicht	65	2,618	40.3
1989	Bruce Leicht	53	2,059	38.8
1990	Chris Wade	54	1,888	35.0
1991	Chris Wade	47	1,715	36.4
1992	Ronnie McCutchan	48	1,829	38.1
1993	Ronnie McCutchan	47	2,057	43.7
1994	Jody Wade	38	1,383	36.4
1995	Jody Wade	47	1,860	39.6
1996	Jody Wade	74	2,870	38.8
1997	Jody Wade	47	1,868	39.7
1998	Lee Willis	56	2,071	37.0


YEARLY PUNT RETURN LEADERS (Based on Return Yards)

Year	Player	Attempts	Yards	Avg.
1956	Jack Powers	5	76	15.2
1957	Mack Edwards	1	13	13.0
1958	Charlie Gay	4	22	5.5
1959	Don Kemp	7	123	17.6
1960	Don Kemp	6	86	14.3
1961	Tony Carmignani	4	43	10.8
1962	John Cook	8	92	11.5
1963	Bill Chastain	7	61	8.7
1964	Bill Chastain	11	113	10.3
1965	Owen Cardell	8	65	8.1
1966	Jimmy Kerr	10	96	9.6
1967	Robbie Hahn	17	165	9.7
1968	Jimmy Jordan	13	206	15.8
1969	Mike Fabian	7	104	14.8
1970	Mike Fabian	22	120	5.4
1971	Donny Griffin	23	337	14.6
1972	Vince Perone, Jr.	17	115	6.8
1973	Vince Perone, Jr.	20	240	12.0
1974	Vince Perone, Jr.	25	230	9.2
1975	Jimmy Kiser	19	153	8.1
1976	Jimmy Kiser	22	162	7.4
1977	Tommy Southard	11	75	6.8
1978	Jimmy Kiser	20	82	4.1
1979	Billy Risher	12	42	3.5
1980	Chris Buone	10	43	4.3
1981	Mark Bridgman	9	38	4.2
1982	Chas Fox	23	154	6.7
1983	Chas Fox	42	306	7.1
1984	Chas Fox	25	277	11.1
1985	Mark Rudder	19	132	6.9
1986	Jerome Norris	21	161	7.7
1987	Mark Rudder	19	171	9.0
1988	Pat Turner	34	201	5.9
1989	Don Clardy	24	188	7.8
1990	Don Clardy	33	131	4.0
1991	John Whitmire	26	152	5.8
1992	Andre Worrell	22	309	14.0
1993	Andre Worrell	26	177	6.8
1994	Adrick Harrison	8	35	4.4
1995	Mark Moore	10	62	6.2
1996	Josh Cole	26	227	8.7
1997	Zach Smerdzinski	31	313	10.1
1998	Zach Smerdzinski	24	342	14.3


KICKOFF, INTERCEPTION RETURNS



NCAA I-AA National Champion 1988 ▲ Southern Conference Champions 1978, '80, '81, '82, '83, '85, '88, '89, '90



Josh Cole (1993-96) led the nation in kickoff returns in 1995 with a 32.1 yards per return average.



John Keith's 99-yard interception return for a touchdown against Chattanooga in 1997 is a school record.

LONGEST KICKOFF RETURNS

Player	Year	Site, Opponent, Score	Yards
Vince Perone, Jr.	1973	a-Wofford (21-19)	103
John Popson	1954	h-The Citadel (31-20)	100
Billy Whitley	1991	a-Western Carolina (42-14)	98
Mike Fabian	1971	h-Davidson (41-6)	96
Chris Buono	1978	a-Appalachian State (52-34)	95
Charlie Truluck	1946	a-Alabama (7-26)	95
James Martin	1938	a-Marshall (18-13)	95
Damon Bradley	1993	a-Tenn.-Chattanooga (42-45)	95
Evans Martin	1969	a-East Carolina (21-24)	94
Josh Cole	1995	h-VMI (55-24)	93

LONGEST INTERCEPTION RETURNS

Player	Year	Site, Opponent, Score	Yards
John Keith	1997	a-Chattanooga (43-21)	99
Sam Pickens	1963	h-George Washington (29-14)	95
Kevin Quinlan	1980	a-North Carolina (13-35)	94
Billy Seel	1941	h-George Washington (13-6)	90
Ray Zima	1938	a-Marshall (18-13)	87
Joel Deery	1930	h-Davis & Elkins (7-7)	86
Tom Wham	1946	a-Clemson (6-20)	85
Ed Davis	1929	a-Clemson (6-7)	80
Mike Jones	1990	a-Tenn.-Chattanooga (38-21)	77
Don Calhoun	1970	a-Mississippi College (38-16)	73

YEARLY KICKOFF RETURN LEADERS (Based on Return Yards)

Year	Player	Attempts	Yards	Avg.
1953	Russ Sutton	6	161	26.8
1954	John Popson	10	374	37.4
1955	Jim Boyle	11	224	20.4
1956	Jerry Penland	10	177	17.7
1957	Hicky Horton	8	176	22.0
1958	Charlie Gay	7	232	33.1
1959	Charlie Gay	10	246	24.6
1960	Tony Carmignani	9	178	19.8
1961	Tony Carmignani	3	78	26.0
1962	John Cook	9	194	21.6
1963	Jimmy Kerr	23	420	18.3
1964	Greg Obenaur	10	180	18.0
1965	Greg Obenaur	10	190	19.0
1966	Jimmy Kerr	23	420	18.3
1967	Jimmy Jordan	17	344	20.2
1968	Jimmy Jordan	17	344	20.2
1969	Mike Fabian	15	233	15.5
1970	Steve Crislip	15	438	29.2
1971	Mike Fabian	6	195	32.5
1972	Donny Griffin	24	493	20.5
1973	Vince Perone, Jr.	23	557	24.2
1974	Vince Perone, Jr.	21	343	16.3
1975	Jimmy Kiser	13	286	22.0
1976	Jimmy Kiser	14	333	23.8
1977	Mark Grainger	13	218	16.7
1978	Chris Buono	21	470	22.3
1979	Chris Buono	19	405	21.3
1980	Chris Buono	10	182	18.2
1981	Mark Bridgman	15	368	24.5
1982	Robbie Gardner	16	356	22.2
1983	Robbie Gardner	14	343	24.5
1984	Brian Jager	19	403	21.2
1985	Mark Rudder	33	839	25.4
1986	Mark Rudder	14	321	22.9
1987	Angelo Richardson	12	261	21.8
1988	Julius Dixon	11	187	17.0
1989	Daryl Rogers	20	460	23.0
1990	Daryl Rogers	14	318	22.7
1991	Billy Whitley	10	262	26.2
1992	Billy Whitley	27	549	20.3
1993	Damon Bradley	13	358	27.5
1994	Josh Cole	19	441	23.2
1995	Josh Cole	17	546	32.1
1996	Josh Cole	27	735	27.2
1997	Marq Cerqua	12	350	29.2
1998	Tyron Berrian	17	461	27.1


YEARLY INTERCEPTION RETURN LEADERS (Ties Broken By Return Yardage)

Year	Player	Interceptions	Yards
1953	Cordell Maddox	3	25
1954	Bob Dellinger	3	41
1955	Jerry Penland	1	12
1956	Jerry Penland	2	49
1957	Bill Weir	3	72
1958	Billy Baker	2	0
1959	Don Kemp	3	56
1960	Don Kemp	3	16
1961	Tony Carmignani	6	147
1962	Jim Sumner	3	11
1963	Sam Pickens	2	123
1964	Lavern Barrs	6	22
1965	Woody Powers	4	37
1966	Lavern Barrs	5	77
1967	Harvey Baugess	4	74
1968	Mark Palmer	5	28
1969	Don Calhoun	7	78
1970	Don Calhoun	4	115
1971	Mike Fabian	5	62
1972	Vince Perone, Jr.	10	70
1973	Vince Perone, Jr.	5	12
1974	Curtis Boyd	6	105
1975	Mark Gordon	6	16
1976	Mark Gordon	5	36
1977	Russell Gambrell	2	27
1978	Chris Buono	2	35
1979	Jeff Burke	3	46
1980	Ernest Gibson	3	17
1981	Ernest Gibson	4	129
1982	Gib McEachran	6	-13
1983	Fred Baber	5	63
1984	Jerome Norris	5	45
1985	Jerome Norris	8	78
1986	Jerome Norris	5	35
1987	Julius Dixon	3	27
1988	Pat Turner	4	48
1989	Pat Turner	3	31
1990	Taylor Quarles	4	10
1991	Jason Ensley	4	66
1992	Kota Suttle	2	14
1993	Andre Worrell	4	121
1994	Mark Tate	3	72
1995	Jeremy Osborne	3	19
1996	Bernard Scott	3	61
1997	John Keith	4	103
1998	Richie Jackson	5	27




TACKLES, SACKS, LONGEST FIELD GOALS

NCAA I-AA National Champion 1988 ▲ Southern Conference Champions 1978, '80, '81, '82, '83, '85, '88, '89, '90



All-America linebacker Kota Suttle (1989-92) ranks third on Furman's career tackles ledger with 556 stops.



In the final game of his Furman career, Bryan Dailer (1994-97) registered a school single game record seven sacks against Chattanooga to tie Kelly Fletcher for the school's career sacks standard.

SEASON TACKLES

Rank	Player	Year	Tackles	Assists	Total
1)	Jeff Blankenship	1988	138	97	235
2)	Milan Sterling	1993	125	70	195
3)	Kevin Kendrick	1988	90	94	184
4)	Kota Suttle	1989	98	82	180
5)	Kevin Kendrick	1990	99	80	179
6)	Kevin Kendrick	1989	89	88	177
7)	Jay Thier	1997	107	69	176
8)	Chris Roper	1989	90	78	168
9)	Orlando Ruff	1996	102	62	164
	Bernard Scott	1997	74	90	164
10)	Frank Moses	1977	110	53	163

SEASON SACKS

Rank	Player	Year	Sacks
1)	Kelly Fletcher	1989	19
2)	Bryan Dailer	1997	17.5
3)	Kelly Fletcher	1988	15.5
4)	Bryan Dailer	1996	14
5)	Dean Williams	1989	11
6)	Ryan Livezey	1991	10
	Brian Pitts	1989	10

YEARLY TACKLE LEADERS

Year	Player	Tackles	Assists	Total
1974	Larry Anderson	80	66	146
1975	Frank Moses	105	42	147
1976	Larry Anderson	89	52	141
1977	Frank Moses	110	53	163
1978	Jerry Scott	61	76	137
1979	Jerry Scott	61	57	118
1980	Bruce Gheesling	68	55	123
1981	Bruce Gheesling	100	52	152
1982	Billy Hall	69	66	135
1983	Buck Coatney	70	72	142
1984	Rock Hurst	84	76	160
1985	Kyle Davis	50	58	108
1986	Jeff Blankenship	69	70	139
1987	Darryl Gardner	80	70	150
1988	Jeff Blankenship	138	97	235
1989	Kota Suttle	98	82	180
1990	Kevin Kendrick	99	80	179
1991	Kota Suttle	80	63	143
1992	Kota Suttle	89	62	151
1993	Milan Sterling	125	70	195
1994	Mark Tate	85	30	115
1995	Jay Thier	77	52	129
1996	Orlando Ruff	102	62	164
1997	Jay Thier	107	69	176
1998	Will Bouton	55	56	111

YEARLY SACK LEADERS

Year	Player	Sacks
1982	Steve Mazur	6.0
1983	Kent Williams	4.0
	Robert David	4.0
1984	Rock Hurst	4.0
1985	Eddie Bopp	4.0
1986	Phillip Ferguson	7.0
1987	Al Peterson	4.5
	Phillip Ferguson	4.5
1988	Kelly Fletcher	15.5
1989	Kelly Fletcher	19.0
1990	Venton Bell	4.0
	Clint Crocker	4.0
1991	Ryan Livezey	10.0
1992	Mike Hardy	5.0
	Ryan Livezey	5.0
1993	Ryan Livezey	4.0
1994	Jim Miller	2.0
	Bryan Dailer	2.0
1995	Six Players (Tied)	2.0
1996	Bryan Dailer	14.0
1997	Bryan Dailer	17.5
1998	Steve Kupchinsky	2.0
	Orlando Ruff	2.0

CAREER TACKLES

Rank	Player	Years	Tackles	Assists	Total
1)	Jeff Blankenship	1985-88	332	248	580
2)	Kevin Kendrick	1987-90	294	280	574
3)	Kota Suttle	1989-92	321	235	556
4)	Orlando Ruff	1995-98	277	211	488
5)	Jay Thier	1994-97	267	185	452
6)	Bernard Scott	1994-97	224	223	447
7)	Milan Sterling	1990-93	252	193	445
8)	Steve O'Neill	1978-81	199	190	389
9)	Bruce Gheesling	1978-81	224	163	387
10)	Rock Hurst	1981-84	193	171	364

CAREER SACK LEADERS

Rank	Player	Years	Sacks
1)	Kelly Fletcher	1986-89	35.5
	Bryan Dailer	1994-97	35.5
2)	Ryan Livezey	1990-93	19.0
3)	Brian Pitts	1986-89	17.0
4)	Dean Williams	1987-89	14.0
5)	Phillip Ferguson	1984-87	13.5
6)	Allen Edwards	1988-91	10.5
7)	Al Peterson	1984-87	9.5

LONGEST FIELD GOALS

Player	Year	Site, Opponent, Score	Yards
Jim Richter	1993	a-Western Carolina (20-23)	52
Jim Richter	1993	h-Connecticut (26-17)	51
Mike Wood	1986	h-South Carolina State (34-7)	51
Andrew Burr	1991	h-Appalachian State (23-26)	50
Jim Richter	1994	h-South Carolina State (26-21)	49
Jim Richter	1994	h-The Citadel (44-52)	49
Jim Richter	1994	h-Georgia Southern (26-31)	49
Glen Connally	1988	a-Clemson (3-23)	48

THE LAST TIME IT HAPPENED



NCAA I-AA National Champion 1988 ▲ Southern Conference Champions 1978, '80, '81, '82, '83, '85, '88, '89, '90

FURMAN

- ✓ **Recorded A Safety:** Seth Ramaley blocked a punt by Wofford's Brandon Kale out of the end zone, Sept. 21, 1996.
- ✓ **Allowed A Safety:** Billy Lyon of Marshall tackled QB Braniff Bonaventure in the end zone, Dec. 7, 1996.
- ✓ **Blocked A Punt:** Kevin Stewart blocked a punt by VMI's Mike Harris, Sept. 26, 1998.
- ✓ **Had A Punt Blocked:** Corey Carney of Samford blocked a Jody Wade punt, Sept. 4, 1997.
- ✓ **Returned A Blocked Punt For A Touchdown:** Bernard Scott (blocked by teammate Kevin Stewart) 25 yards vs. Chattanooga, Nov. 22, 1997.
- ✓ **Had A Blocked Punt Returned For A Touchdown:** Terry Lester (blocked by teammate Brancis Williams) 23 yards, Nov. 6, 1993.
- ✓ **Blocked A Field Goal:** Mark Tate blocked an attempt by Chattanooga's Josh Siefken, Nov. 19, 1994.
- ✓ **Had A Field Goal Blocked:** The Citadel blocked a Jason Wells 48-yard attempt, Oct. 17, 1998.
- ✓ **Returned An Unblocked Punt For A Touchdown:** Andre Worrell (70 yards) vs. East Tennessee State, Oct. 31, 1992.
- ✓ **Had An Unblocked Punt Returned For A Touchdown:** Kemal Atkins (74 yards) of Appalachian State, Oct. 13, 1990.
- ✓ **Returned A Kickoff For A Touchdown:** Desmond Kitchings (90 yards) vs. Chattanooga, Nov. 22, 1997.
- ✓ **Had A Kickoff Returned For A Touchdown:** Kerry Hayes (97 yards) of Western Carolina, Oct. 2, 1993.
- ✓ **Returned An Interception For A Touchdown:** Will Bouton (QB Justin Cella) for 24 yards vs. Western Carolina, Oct. 3, 1998.
- ✓ **Had An Interception Returned For A Touchdown:** Hal Carter (QB Brent Rickman) for 62 yards, Georgia Southern, Nov. 8, 1997.
- ✓ **Returned A Fumble For A Touchdown:** Leroy Davies-Venn (5 yards) vs. VMI, Sept. 27, 1997.
- ✓ **Had A Fumble Returned For A Touchdown:** Derrick Dingle (47 yards), of South Carolina State, Sept. 12, 1998.
- ✓ **Recovered A Fumble In End Zone:** Kevin Jackson vs. Wofford, Sept. 21, 1996.
- ✓ **Had A Fumble Recovered In End Zone:** Chris Jones of Clemson, Sept. 5, 1998.
- ✓ **Had A Player Rush For 200 Yards:** 243, Ernest Crosby vs. South Carolina State, Sept. 14, 1996.
- ✓ **Had An Opponent Rush For 200 Yards:** 219, Greg Hill of Georgia Southern, Nov. 7, 1998.
- ✓ **Had Two Players Rush For 100 Yards Each:** Justin Hill (107) and Mark Moore (101) vs. Wofford, Nov. 15, 1997.
- ✓ **Had Two Opposing Players Rush For 100 Yards Each:** Greg Hill (219) and Adrian Peterson (183) of Georgia Southern, Nov. 7, 1998.
- ✓ **Had Three Players Rush For 100 Yards Each:** Brian Jager (131), John Drye (123), and John Bagwell (119) vs. Newberry, Sept. 14, 1985.
- ✓ **Had A Player Pass For 300 Yards:** 335, Brent Rickman vs. VMI, Sept. 27, 1997.
- ✓ **Had An Opponent Pass For 300 Yards:** 302, Bake Baker of Appalachian State, Oct. 11, 1997.
- ✓ **Had A Player Pass For Four Touchdowns:** 5, Hugh Swilling vs. VMI, Oct. 5, 1991.
- ✓ **Had An Opponent Pass For Four Touchdowns:** 4, Todd Donnan of Marshall, Nov. 12, 1994.
- ✓ **Had A Player Catch 10 Passes:** 12, Mike Bartik vs. Louisville, Nov. 17, 1969.
- ✓ **Had An Opponent Catch 10 Passes:** 11, B.J. Adigun of East Tennessee State, Oct. 26, 1996.
- ✓ **Had A Player Total 150 Yards In Receptions:** 164, Donald Lipscomb vs. East Tennessee State, Nov. 2, 1991.
- ✓ **Had An Opponent Total 150 Yards In Receptions:** 176, Lamar Cooper of East Tennessee State, Oct. 24, 1998.
- ✓ **Had A Player Score Three Touchdowns:** 4 (3 via rush, 1 via reception), Marq Cerqua vs. Western Carolina, Oct. 5, 1996.
- ✓ **Had An Opponent Score Three Touchdowns:** 3 (via rush), Tyrone Coleman of Chattanooga, Nov. 21, 1998.
- ✓ **Had A Player Score Four Touchdowns:** 4 (3 via rush, 1 via reception), Marq Cerqua vs. Western Carolina, Oct. 5, 1996.
- ✓ **Had An Opponent Score Four Touchdowns:** 4 (via rush), Greg Hill of Georgia Southern, Nov. 7, 1998.
- ✓ **Had A Player Kick Four Field Goals:** 4, Jason Wells vs. East Tennessee State, Oct. 24, 1998.
- ✓ **Had An Opponent Kick Four Field Goals:** 4, David Richardson of Clemson, Sept. 5, 1998.
- ✓ **Rushed For 400 Yards:** 405 vs. Newberry, Sept. 14, 1985.
- ✓ **Allowed 400 Yards Rushing:** 426, Georgia Southern, Nov. 7, 1998.
- ✓ **Rushed For 500 Yards:** 521 vs. Davidson, Nov. 3, 1984.
- ✓ **Allowed 500 Yards Rushing:** 524, Auburn, October 6, 1956.
- ✓ **Passed for 300 Yards:** 301 vs. VMI, Sept. 26, 1998.
- ✓ **Allowed 300 Yards Passing:** 362, Chattanooga, Nov. 22, 1997.
- ✓ **Gained 500 Yards Total Offense:** 500 (199 rush, 301 pass) vs. VMI, Sept. 26, 1998.
- ✓ **Allowed 500 Yards Total Offense:** 569 (426 rush, 143 pass), Georgia Southern, Nov. 7, 1998.
- ✓ **Gained 600 Yards Total Offense:** 602 vs. Presbyterian, Sept. 19, 1992.
- ✓ **Allowed 600 Yards Total Offense:** 611, Nevada, Dec. 1, 1990.
- ✓ **Intercepted Five Passes:** 5 vs. Wofford, Sept. 21, 1996.
- ✓ **Had Five Passes Intercepted:** 5, Presbyterian, Sept. 15, 1979.
- ✓ **Gained Less Than 50 yards Rushing:** -9 vs. Marshall, Dec. 7, 1996.
- ✓ **Held An Opponent To Less Than 50 Yards Rushing:** 25, VMI, Sept. 27, 1997.
- ✓ **Gained Less Than 50 Yards Passing:** 42 vs. Western Carolina, Oct. 3, 1998.
- ✓ **Held An Opponent To Less Than 50 Yards Passing:** 7, Wofford, Nov. 15, 1997.
- ✓ **Gained Less Than 100 Yards Total Offense:** 58 vs. Clemson, Sept. 2, 1989.
- ✓ **Held An Opponent To Less Than 100 Yards Total Offense:** 96, Davidson, Oct. 31, 1987.
- ✓ **Shutout An Opponent:** Furman 38, Wofford 0, Sept. 16, 1995.
- ✓ **Was Shutout:** Marshall 54, Furman 0, Dec. 7, 1996.
- ✓ **Shutout An NCAA I-AA Opponent:** Furman 38, Wofford 0, Sept. 16, 1995.
- ✓ **Was Shutout By An NCAA I-AA Opponent:** Marshall 54, Furman 0, Dec. 7, 1996.
- ✓ **Tied An Opponent:** Furman 14, Wofford 14, Sept. 18, 1993.
- ✓ **Played An Overtime Game:** East Tennessee State 22, Furman 19 (2OT), Oct. 22, 1998.



FURMAN ALL-AMERICANS

NCAA I-AA National Champion 1988 ▲ Southern Conference Champions 1978, '80, '81, '82, '83, '85, '88, '89, '90

BOARD OF FOOTBALL ALL-AMERICA

1930 — Bob Wilder, OL

COLLIER'S LITTLE ALL-AMERICA

1939 — Roten Shetley, RB

ASSOCIATED PRESS ALL-AMERICA

1981 — Bruce Gheesling, LB (3rd Team)

AFCA I-AA ALL-AMERICA

1982 — Ernest Gibson, DB

1983 — Ernest Gibson, DB

1984 — Rock Hurst, LB

1988 — Jeff Blankenship, LB


1989 — Kelly Fletcher, DE

1990 — Steve Duggan, C
Kevin Kendrick, LB

1991 — Eric Walter, OG

1992 — Kota Suttle, LB

1998 — Orlando Ruff, LB



Orlando Ruff was an American Football Coaches Association (AFCA) All-America selection in 1998.

GTE ACADEMIC ALL-AMERICA

1976 — Jeff Holcomb, OT (1st Team)

1984 — Brian Jager, RB (2nd Team)

1985 — Brian Jager, RB (1st Team)

1986 — Steve Squire, DB (2nd Team)

1988 — Kelly Fletcher, DE (1st Team)


1989 — Kelly Fletcher, DE (1st Team)

Chris Roper, LB (1st Team)

Mike Wood, PK (2nd Team)

1990 — Eric Walter, OG (2nd Team)

1991 — Eric Walter, OG (1st Team)



Kelly Fletcher became the first academic/athletic All-American in Furman history when he achieved the unique double in 1989.

ASSOCIATED PRESS I-AA ALL-AMERICA

1982 — Stanford Jennings, RB (3rd Team)

1983 — Dan Sleet, OG (3rd Team)

1985 — Gene Reeder, C (1st Team)

1987 — Alex Albert, OG (3rd Team)

1988 — Jeff Blankenship, LB (1st Team)

Fe Cowan, OT (3rd Team)

1989 — Kelly Fletcher, DE (1st Team)

1990 — Steve Duggan, C (1st Team)

Kevin Kendrick, LB (1st Team)

1991 — Eric Walter, OG (2nd Team)

Allen Edwards, NG (2nd Team)

1992 — Kota Suttle, LB (2nd Team)

Carl Tremble, RB (3rd Team)

1993 — Ronnie McCutchan, P (2nd Team)

Andre Worrell, CB (3rd Team)

1994 — Jim Richter, PK (1st Team)

1997 — Bryan Dailer, DE (3rd Team)

FOOTBALL GAZETTE I-AA ALL-AMERICA

1985 — Kyle Davis, LB (1st Team)

1988 — Jeff Blankenship, LB (1st Team)

1989 — Kelly Fletcher, DE (1st Team)

Chris Roper, DE (1st Team)

1990 — Kevin Kendrick, LB (1st Team)

1994 — Jim Richter, PK (1st Team)

1998 — Orlando Ruff, LB (3rd Team)

WALTER CAMP FOUNDATION I-AA ALL-AMERICA

1988 — Jeff Blankenship, LB

1990 — Steve Duggan, C

Kevin Kendrick, LB

SPORTS NETWORK I-AA ALL-AMERICA

1988 — Jeff Blankenship, LB (1st Team)

1989 — Kelly Fletcher, DE (1st Team)

1990 — Steve Duggan, C (1st Team)

Kevin Kendrick, LB (1st Team)

1992 — Kota Suttle, LB (2nd Team)

1994 — Jim Richter, PK (2nd Team)

1996 — Luther Broughton, TE (2nd Team)

1997 — Bryan Dailer, DE (1st Team)

FURMAN ALL-SOUTHERN CONFERENCE



NCAA I-AA National Champion 1988 ▲ Southern Conference Champions 1978, '80, '81, '82, '83, '85, '88, '89, '90

(Sports Media Association)

- 1936 - Bob King, E (1st Team)
 1939 - Roten Shetley, RB (1st Team)
 1953 - Vince Perone, G (1st Team)
 Roland Barefoot, E (2nd Team)
 John Popson, FB (2nd Team)
 1954 - Webster Williams, G (1st Team)
 1958 - Ray Siminski, E (1st Team)
 Billy Baker, RB (2nd Team)
 1960 - Tom Campbell, RB (1st Team)
 1961 - Tom Campbell, RB (1st Team)
 1962 - Elliott Keller, RB (1st Team)
 1965 - Billy Turner, LB (1st Team)
 Tim Crawford, WR (1st Team)
 Lavern Barrs, DB (2nd Team)
 Walker Kimbell, E (2nd Team)
 Sammy Wyche, QB (2nd Team)
 Bob Buzzell, RB (2nd Team)
 1966 - Robbie Hahn, E (1st Team)
 George Veal, DT (2nd Team)
 1967 - Robbie Patterson, C (1st Team)
 Robbie Hahn, E (2nd Team)
 George Veal, DE (2nd Team)
 1968 - George Veal, DT (2nd Team)
 Pat Wiggins, DE (2nd Team)
 1970 - Peyton Barton, OT (1st Team)
 Chuck Cross, LB (1st Team)
 Butch Kersey, OT (1st Team)
 1971 - David Shi, DE (1st Team)
 1972 - Danny Utley, OT (1st Team)
 Vince Perone, Jr., DB (1st Team)
 1973 - Danny Utley, OT (1st Team)
 Vince Perone, Jr., DB (1st Team)
 1974 - Bill Anderson, DE (1st Team)
 1975 - Larry Robinson, RB (1st Team)
 Larry Anderson, LB (1st Team)
 Mark Gordon, DB (1st Team)
 1976 - Larry Anderson, LB (1st Team)
 Jeff Holcomb, OT (1st Team)
 Tommy Southard, WR (1st Team)
 1977 - Ken Cadle, OT (1st Team)
 Bobby Church, DE (1st Team)
 Russell Gambrell, DB (1st Team)
 Brette Simmons, TE (1st Team)
 Tommy Southard, WR (2nd Team)
 Frank Moses, NG (2nd Team)
 Beach Foster, DB (2nd Team)
 1978 - David Henderson, QB (1st Team)
 Rickey Young, C (1st Team)
 Mark Stowers, RB (1st Team)
 Kevin Morgan, DT (1st Team)
 Russell Gambrell, DE (1st Team)
 Brette Simmons, TE (1st Team)
 Hal Westlake, OT (2nd Team)
 Jimmy Kiser, WR (2nd Team)
 Ronnie Cox, LB (2nd Team)
 1979 - Kevin Morgan, DT (1st Team)
 Jeff Snipes, DE (1st Team)
 Bruce Gheesling, LB (1st Team)
 Stan Stanley, OG (2nd Team)
 Bobby Woods, C (2nd Team)
 Jerry Scott, LB (2nd Team)
 1980 - Bruce Gheesling, LB (1st Team)
 Chris Buono, DB (1st Team)
 Kevin Morgan, DT (1st Team)
 Mike Glenn, RB (1st Team)
 Charlie Anderson, OT (1st Team)
 Mike Coleman, OG (1st Team)
 John Johnson, P (1st Team)
 Tim Sorrells, QB (2nd Team)
 Steve Lloyd, OT (2nd Team)
 Steve O'Neill, LB (2nd Team)
 Jerry Scott, NG (2nd Team)
 Tim Tanguay, PK (2nd Team)
 Byron Lee, TE (2nd Team)
 1981 - **Stanford Jennings, RB** (1st Team)
 Bruce Gheesling, LB (1st Team)
 Jeff Burke, DB (1st Team)
 Charlie Anderson, OT (1st Team)
 Byron Lee, TE (1st Team)
 Tim Tanguay, PK (1st Team)
 Tim Sorrells, QB (1st Team)
 Steve Lloyd, OT (1st Team)
 John Johnson, P (1st Team)
 Felix Andrews, DE (1st Team)
 Mike Coleman, OG (1st Team)
 1982 - **Stanford Jennings, RB** (1st Team)
 Briggs Traylor, C (1st Team)
 Mike Coleman, OG (1st Team)
 Billy Hall, LB (1st Team)
 Gib McEachran, DB (1st Team)
 Mark Bridgman, DB (1st Team)
 Troy Phillips, DL (1st Team)
 Bart Heres, OT (2nd Team)
 Hollis Barton, OG (2nd Team)
 Ricky Moody, DT (2nd Team)
 David Charpia, QB (2nd Team)
 Jack Borders, TE (2nd Team)
 Ernest Gibson, DB (2nd Team)
 1983 - **Stanford Jennings, RB** (1st Team)
 Paul Johannessen, OT (1st Team)
 Dan Sleet, OG (1st Team)
 David Charpia, QB (1st Team)
 Buck Coatney, LB (1st Team)
 Mark Bridgman, DB (1st Team)
 Ernest Gibson, DB (1st Team)
 Billy Risher, WR (2nd Team)
 Jack Borders, TE (2nd Team)
 Troy Phillips, DT (2nd Team)
 1984 - Jerome Norris, DB (1st Team)
 Rock Hurst, LB (1st Team)
 Kenny Elder, NG (2nd Team)
 Gene Reeder, C (2nd Team)
 Chas Fox, WR (2nd Team)
 Bobby Lamb, QB (2nd Team)
 1985 - **Bobby Lamb, QB** (1st Team)
 Chas Fox, WR (1st Team)
 Gene Reeder, C (1st Team)
 Brian Jager, RB (1st Team)
 Steve Squire, DB (1st Team)
 Jeff Lee, TE (2nd Team)
 Eddie Bopp, NG (2nd Team)
 1986 - Robbie Gardner, RB (1st Team)
 Alex Albert, OG (1st Team)
 Phillip Ferguson, DL (1st Team)
 Darryl Gardner, LB (1st Team)
 Jerome Norris, DB (1st Team)
 Steve Squire, DB (1st Team)
 1987 - John Bagwell, RB (1st Team)
 Alex Albert, OG (1st Team)
 Fe Cowan, OT (1st Team)
 Phillip Ferguson, DL (1st Team)
 Darryl Gardner, LB (1st Team)
 Al Peterson, DL (2nd Team)
 Jeff Blankenship, LB (2nd Team)
 Julius Dixon, DB (2nd Team)
 1988 - Steve Duggan, C (1st Team)
 Fe Cowan, OT (1st Team)
 Kelly Fletcher, DL (1st Team)
Jeff Blankenship, LB (1st Team)
 Julius Dixon, DB (1st Team)
 Elton Bailey, OG (2nd Team)
 Kennet Goldsmith, RB (2nd Team)
 Brian Pitts, DL (2nd Team)
 Bruce Leicht, P (2nd Team)
 1989 - David Adams, OG (1st Team)
 Steve Duggan, C (1st Team)
 Frankie DeBusk, QB (1st Team)
Kelly Fletcher, DE (1st Team)
 Brian Pitts, DL (1st Team)
 Chris Roper, LB (1st Team)
 Kevin Kendrick, LB (1st Team)
 Pat Turner, DB (1st Team)
 Greg Key, TE (2nd Team)
 1990 - **Frankie DeBusk, QB** (1st Team)
 Steve Duggan, C (1st Team)
 Eric Walter, OG (1st Team)
 Kyle Lowery, OT (1st Team)
 Donald Lipscomb, WR (1st Team)
 Carl Tremble, RB (1st Team)
 Allen Edwards, DL (1st Team)
 Kevin Kendrick, LB (1st Team)
 Jason Grant, DB (1st Team)
 Ivan Johnson, DB (1st Team)
 Paul Siffri, TE (2nd Team)
 1991 - Carl Tremble, RB (1st Team)
 Donald Lipscomb, WR (1st Team)
 Eric Walter, OG (1st Team)
 Kyle Lowery, OT (1st Team)
 Paul Siffri, TE (1st Team)
Allen Edwards, DL (1st Team)
 Ryan Livezey, DL (1st Team)
 Kota Suttle, LB (1st Team)
 Andrew Burr, PK (2nd Team)
 1992 - Carl Tremble, RB (1st Team)
 Ryan Livezey, DL (1st Team)
 Milan Sterling, DL (1st Team)
 Kota Suttle, LB (1st Team)
 Andre Worrell, DB (1st Team)
 Fred Sturgis, OT (2nd Team)
 Clint Crocker, DL (2nd Team)
 Paul Siffri, TE (1st Team)
Allen Edwards, DL (1st Team)
 Andrew Burr, PK (2nd Team)
 1993 - Jim Richter, PK (1st Team)
 Ryan Livezey, DL (1st Team)
 Milan Sterling, LB (1st Team)
 Andre Worrell, DB (1st Team)
 Ronnie McCutchan, P (1st Team)
 Brian Fisher, OT (2nd Team)
 Mark Tate, DB (2nd Team)
 1994 - Brian Fisher, OT (1st Team)
 Jim Richter, PK (1st Team)
 Luther Broughton, TE (2nd Team)
 Mark Tate, DB (2nd Team)
 1995 - Luther Broughton, TE (1st Team)
 Adrick Harrison, WR (2nd Team)
 Brian Fisher, OT (2nd Team)
 Josh Cole, KR (2nd Team)
 Jeremy Osborne, DB (2nd Team)
 Jody Wade, P (2nd Team)
 1996 - Luther Broughton, TE (1st Team)
 Josh Cole, WR (2nd Team)
 Josh Cole, KR (2nd Team)
 Bryan Dailer, DL (2nd Team)
 Orlando Ruff, LB (2nd Team)
 Michael McNeil, DB (2nd Team)
 Jeremy Osborne, DB (2nd Team)
 1997 - **Bryan Dailer, DL** (1st Team)
 Jay Thier, LB (1st Team)
 Jeremy Osborne, DB (1st Team)
 Mark Foster, C (2nd Team)
 Orlando Ruff, LB (2nd Team)
 John Keith, DB (2nd Team)
 1998 - Orlando Ruff, LB (1st Team)
 Steve Duggan, C (1st Team)
 Kelly Fletcher, DE (1st Team)
 Allen Edwards, DL (1st Team)
 Chris Roper, LB (1st Team)
 Kevin Kendrick, LB (1st Team)
 Pat Turner, DB (1st Team)
 Brad Stephens, WR (2nd Team)
 Frankie DeBusk, QB (2nd Team)
 Dwight Sterling, RB (2nd Team)
 1990 - **Frankie DeBusk, QB** (1st Team)
 Steve Duggan, C (1st Team)
 Eric Walter, OG (1st Team)
 Kyle Lowery, OT (1st Team)
 Donald Lipscomb, WR (1st Team)
 Carl Tremble, RB (1st Team)
Kevin Kendrick, LB (1st Team)
 Allen Edwards, DL (1st Team)
 Ivan Johnson, DB (1st Team)
 Paul Siffri, TE (2nd Team)
 Brad Stephens, WR (2nd Team)
 Jason Grant, DB (2nd Team)
 1991 - Paul Siffri, TE (1st Team)
 Donald Lipscomb, WR (1st Team)
 Eric Walter, OG (1st Team)
 Carl Tremble, TB (1st Team)
 Andrew Burr, PK (1st Team)
Allen Edwards, DL (1st Team)
 Kota Suttle, LB (1st Team)
 Mike Ratcliff, DB (1st Team)
 Kyle Lowery, OT (2nd Team)
 Ryan Livezey, DE (2nd Team)
 Taylor Quarles, DB (2nd Team)
 1992 - Carl Tremble, RB (1st Team)
 Ryan Livezey, DE (1st Team)
 Kota Suttle, LB (1st Team)
 Fred Sturgis, OT (2nd Team)
 Clint Crocker, DL (2nd Team)
 Milan Sterling, DE (2nd Team)
 Andre Worrell, DB (2nd Team)
 1993 - Ryan Livezey, DE (1st Team)
 Mike Hardy, DL (1st Team)
 Milan Sterling, LB (1st Team)
 Andrew Worrell, DB (1st Team)
 Ronnie McCutchan, P (1st Team)
 Brian Fisher, OT (2nd Team)
 Jim Richter, PK (2nd Team)
 1994 - Luther Broughton, TE (1st Team)
 Jim Richter, PK (1st Team)
 Brian Fisher, OT (2nd Team)
 Mark Tate, DB (2nd Team)
 1995 - Luther Broughton, TE (2nd Team)
 Brian Fisher, OT (2nd Team)
 Mark Tate, DB (2nd Team)
 1996 - Luther Broughton, TE (1st Team)
 Braniff Bonaventure, QB (1st Team)
 Jeremy Osborne, DB (1st Team)
 Josh Cole, WR (2nd Team)
 Josh Cole, KR (2nd Team)
 Bryan Dailer, DL (2nd Team)
 Michael McNeil, DB (2nd Team)
 1997 - Bryan Dailer, DL (1st Team)
 Orlando Ruff, LB (1st Team)
 Jeremy Osborne, DB (1st Team)
 Lee Drake, OT (2nd Team)
 1998 - Orlando Ruff, LB (1st Team)
 John Keith, DB (2nd Team)

(Head Coaches)

- 1984 - Robbie Gardner, RB (1st Team)
 Rock Hurst, LB (1st Team)
 1989 - Greg Key, TE (1st Team)
 David Adams, OG (1st Team)

Bold - Player-of-the-Year



FURMAN SPECIAL RECOGNITION

NCAA I-AA National Champion 1988 ▲ Southern Conference Champions 1978, '80, '81, '82, '83, '85, '88, '89, '90

NCAA POST-GRADUATE SCHOLARSHIP

1977 - Jeff Holcomb (Law)	1989 - Chris Roper (Engineering)
1981 - Charlie Anderson (Medicine)	1991 - Eric Walter (Business)
1983 - Ernest Gibson (Law)	1991 - Paul Siffri (Medicine)
1985 - Brian Jager (Medicine)	1995 - Philly Jones (Business)
1986 - Steve Squire (Medicine)	

NATIONAL FOOTBALL FOUNDATION/HALL-OF-FAME SCHOLAR-ATHLETE

1986 - Steve Squire, FS
 1987 - Tim Stepp, DE
 1989 - Chris Roper, DE

NATIONAL ASSOCIATION OF COLLEGIATE DIRECTOR OF ATHLETICS POST-GRADUATE SCHOLARSHIP

1990 - Chris Roper, DE

SOUTHERN CONFERENCE PLAYER-OF-THE-YEAR

(Southern Conference Sports Media Association)

1978 - David Henderson, QB	1988 - Jeff Blankenship, LB
1981 - Stanford Jennings, TB	1989 - Kelly Fletcher, DE
1982 - Stanford Jennings, TB	1990 - Frankie DeBusk, QB
1983 - Stanford Jennings, TB	1990 - Kevin Kendrick, LB
1985 - Bobby Lamb, QB	1997 - Bryan Dailer, DE

Note: In 1986, the Southern Conference Sports Media Association began selecting offensive and defensive players-of-the-year. Prior to 1986, only one player-of-the-year was named.

SOUTHERN CONFERENCE PLAYER-OF-THE-YEAR

(Southern Conference Head Coaches)

1988 - Jeff Blankenship, LB	1990 - Kevin Kendrick, LB
1990 - Frankie DeBusk, QB	1991 - Allen Edwards, NG

SOUTHERN CONFERENCE FRESHMAN-OF-THE-YEAR

(Southern Conference Sports Media Association)

1981 - Stanford Jennings, TB

SOUTHERN CONFERENCE ATHLETE-OF-THE-YEAR

(Southern Conference Sports Media Association)

1983-84 - Stanford Jennings, TB
 1984-85 - Rock Hurst, LB
 1988-89 - Jeff Blankenship, LB

SOUTHERN CONFERENCE JACOBS BLOCKING AWARD

1978 - Brette Simmons, TE	1984 - Dennis Williams, FB
1980 - Charlie Anderson, OT	1985 - Gene Reeder, C
1981 - Charlie Anderson, OT	1988 - Kennet Goldsmith, FB
1982 - Mike Coleman, OG	1990 - Steve Duggan, C

SOUTHERN CONFERENCE COACH-OF-THE-YEAR

(Southern Conference Sportswriters Association)

1970 - Bob King	1982 - Dick Sheridan
1978 - Dick Sheridan	1989 - Jimmy Satterfield
1980 - Dick Sheridan	

SOUTHERN CONFERENCE COACH-OF-THE-YEAR

(Southern Conference Head Coaches)

1989 - Jimmy Satterfield

SOUTHERN CONFERENCE/COL. D.S. MCALISTER SPORTSMANSHIP AWARD

(Presented annually to the Southern Conference institution "judged to have exhibited the highest degree of sportsmanship, ethics, and courtesy among its players, coaches, and spectators in the conduct of its athletic programs.")

1980-81 - Furman University
 1981-82 - Furman University
 1993-94 - Furman University
 1996-97 - Furman University

SOUTHERN CONFERENCE COMMISSIONER'S CUP

(Presented annually to the Southern Conference institution fielding the league's best all-around men's sports program.)

1990-91 - Furman University

SOUTHERN CONFERENCE GRADUATION RATE AWARD

(Presented annually since 1994 to the Southern Conference institution with the best five-year student-athlete graduation rate based on NCAA graduation rate statistics).

1993-94 - Furman University

SOUTH CAROLINA COACH-OF-THE-YEAR

(South Carolina Sportswriters Association)

1961 - Bob King	1985 - Dick Sheridan
1963 - Bob King	1986 - Jimmy Satterfield
1973 - Art Baker	1988 - Jimmy Satterfield
1980 - Dick Sheridan	1989 - Jimmy Satterfield



**SOUTH CAROLINA
COACH-OF-THE-YEAR**
(Columbia Touchdown Club)

1978 - Dick Sheridan	1986 - Jimmy Satterfield
1980 - Dick Sheridan	1988 - Jimmy Satterfield
1981 - Dick Sheridan	1989 - Jimmy Satterfield
1985 - Dick Sheridan	

**SOUTH CAROLINA
COACH-OF-THE-YEAR**
(Charleston-Palmetto Touchdown Club)

1978 - Dick Sheridan	1985 - Dick Sheridan
1980 - Dick Sheridan	1986 - Jimmy Satterfield
1981 - Dick Sheridan	1989 - Jimmy Satterfield
1983 - Dick Sheridan	

**SOUTH CAROLINA
PLAYER-OF-THE-YEAR**
(South Carolina Sportswriters Association)

1967 - Clyde Hewell, QB	1988 - Jeff Blankenship, LB
1983 - Stanford Jennings, RB	1989 - Frankie DeBusk, QB
1985 - Bobby Lamb, QB	1989 - Kelly Fletcher, DE

**SOUTH CAROLINA
PLAYER-OF-THE-YEAR**
(Charleston-Palmetto Touchdown Club)

1989 - Kelly Fletcher, DE
1990 - Frankie DeBusk, QB

**SOUTH CAROLINA
PLAYER-OF-THE-YEAR**
(Greenville Touchdown Club)

1992 - Carl Tremble, TB
1998 - Orlando Ruff, LB

**SOUTH CAROLINA
JACOBS BLOCKING AWARD**

1932 - E.L. Griffin	1940 - Gates Barker, C
1933 - Bill Hutt, FB	1951 - Jim Piner, FB
1935 - Jack Shivers	1989 - Steve Duggan, C

**CAROLINAS MALE AMATEUR
ATHLETE-OF-THE-YEAR**
(Charlotte Athletic Club)

1985 - Bobby Lamb, QB

**AMERICAN FOOTBALL COACHES-KODAK
NCAA I-AA NATIONAL COACH-OF-THE-YEAR**

1985 - Dick Sheridan
1988 - Jimmy Satterfield

**CHEVROLET
NCAA I-AA NATIONAL COACH-OF-THE-YEAR**

1988 - Jimmy Satterfield

**FOOTBALL NEWS
NCAA I-AA NATIONAL COACH-OF-THE-YEAR**

1988 - Jimmy Satterfield

**FOOTBALL NEWS
NCAA I-AA NATIONAL PLAYER-OF-THE-YEAR**

1988 - Jeff Blankenship, LB

**ASSOCIATED PRESS
NATIONAL BACK-OF-THE-WEEK**

1980 - Mike Glenn, TB (Sept. 13)

**SPORTS NETWORK
NATIONAL DEFENSIVE PLAYER-OF-THE-WEEK**

1994 - Andre Hentz, SS (Sept. 10)

**ABC-CHEVROLET
PLAYER-OF-THE-GAME**

1978 - Mike Glenn (Offense), Oct. 21 vs. Tenn.-Chattanooga
1980 - Steve Bishop (Offense), Oct. 25 vs. Appalachian State
1983 - Buck Coatney (Defense), Dec. 10 vs. Western Carolina
Rock Hurst (Defense), Dec. 10 vs. Western Carolina

FURMAN RETIRED JERSEYS

27 - Stanford Jennings, TB
50 - Jeff Blankenship, LB

BLUE-GRAY GAME

1942 - Dewey Proctor, RB	1983 - Ernest Gibson, CB
1950 - Ed Jasek, RB	1983 - Stanford Jennings, TB
1981 - Charlie Anderson, OT	1998 - Orlando Ruff, LB

SENIOR BOWL

1962 - Billy Canty, QB
1983 - Stanford Jennings, TB

HULA BOWL

1998 - Orlando Ruff, LB

CAN-AM BOWL

1978 - Greg Laetsch, TE



FURMAN SPECIAL RECOGNITION

NCAA I-AA National Champion 1988 ▲ Southern Conference Champions 1978, '80, '81, '82, '83, '85, '88, '89, '90

EAST-WEST SHRINE BOWL

1984 - Dennis Williams, FB

SOUTHERN CONFERENCE PLAYERS-OF-THE-WEEK

(Southern Conference Sports Media Association)

- | | |
|-------------------------------------|---------------------------------------|
| 1963 - Danny Donovan (Sept. 14) | Keith Moore (Sept. 27) |
| John Gettys (Oct. 19) | Darryl Gardner (Sept. 27) |
| 1964 - Tim Crawford (Oct. 10) | Darryl Gardner (Nov. 22) |
| 1965 - Walker Kimbell (Oct. 2) | 1987 - Chris Speaks (Sept. 12) |
| Bob Buzzell (Oct. 30) | John Bagwell (Oct. 3) |
| Dusty Chichester (Nov. 13) | Julius Dixon (Oct. 3) |
| 1966 - Robbie Hahn (Sept. 24) | Kelly Smith (Oct. 10) |
| 1967 - Dick Collins (Sept. 16) | 1988 - Frankie DeBusk (Oct. 7) |
| Harvey Bauguess (Oct. 28) | Jeff Blankenship (Nov. 5) |
| Clyde Hewell (Nov. 5) | Jeff Blankenship (Nov. 12) |
| Robbie Hahn (Nov. 11) | 1989 - Frankie DeBusk (Oct. 7) |
| Harvey Bauguess (Nov. 18) | Chris Roper (Oct. 14) |
| 1968 - Jimmy Jordan (Sept. 21) | Kelly Fletcher (Oct. 28) |
| John Kenerleber (Nov. 2) | Kevin Kendrick (Nov. 4) |
| 1969 - Chuck Cross (Sept. 9) | Frankie DeBusk (Nov. 18) |
| 1970 - Pat Carroll (Oct. 10) | 1990 - Carl Tremble (Oct. 6) |
| Steve Crislip (Oct. 17) | Kevin Kendrick (Oct. 27) |
| Chuck Cross (Nov. 14) | Glen Connally (Nov. 10) |
| 1971 - Mike Fabian (Oct. 16) | Allen Edwards (Nov. 10) |
| 1974 - Curtis Boyd (Sept. 28) | Carl Tremble (Nov. 17) |
| Charles Elvington (Oct. 22) | 1991 - Hugh Swilling (Oct. 5) |
| 1975 - Larry Robinson (Nov. 13) | Ryan Livezey (Nov. 16) |
| 1976 - Larry Robinson (Nov. 13) | 1992 - Milan Sterling (Oct. 3) |
| 1977 - David Henderson (Oct. 15) | Jim Richer (Oct. 24, Fr.) |
| Bobby Church (Oct. 22) | Carl Tremble (Nov. 14) |
| 1978 - David Henderson (Oct. 15) | Carl Tremble (Nov. 21) |
| Mark Stowers (Nov. 11) | 1993 - Jim Richter (Sept. 4) |
| Jerry Scott (Nov. 18) | Andre Worrell (Sept. 4) |
| 1979 - Jeff Snipes (Oct. 20) | Milan Sterling (Nov. 3) |
| Tim Sorrells (Nov. 3) | Braniff Bonaventure (Nov. 3, Fr.) |
| Bruce Gheesling (Nov. 10) | 1994 - Andre Hentz (Sept. 10) |
| 1980 - Mike Glenn (Sept. 13) | Mark Tate (Oct. 29) |
| Steve O'Neill (Oct. 11) | Mark Moore (Oct. 29) |
| Steve Bishop (Oct. 25) | 1995 - Braniff Bonaventure (Sept. 23) |
| Kevin Morgan (Oct. 25) | Marques Stubbs (Sept. 23, Fr.) |
| Tim Sorrells (Nov. 1) | Braniff Bonaventure (Sept. 30) |
| Bruce Gheesling (Nov. 1) | Orlando Ruff (Sept. 30, Fr.) |
| Jeff Snipes (Nov. 22) | Marques Stubbs (Oct. 14, Fr.) |
| 1981 - Bruce Gheesling (Sept. 26) | 1996 - Ernest Crosby (Sept. 14) |
| Stanford Jennings (Oct. 10) | Josh Cole (Sept. 28) |
| Bruce Gheesling (Oct. 10) | Stuart Rentz (Sept. 28, Fr.) |
| Bruce Gheesling (Nov. 7) | Marq Cerqua (Oct. 5, Fr.) |
| 1982 - Gib McEachran (Sept. 18) | Ernest Crosby (Oct. 12) |
| John Zemina (Oct. 2) | Braniff Bonaventure (Nov. 23) |
| Ernest Gibson (Oct. 9) | Bryan Dailer (Nov. 23) |
| Billy Hall (Oct. 16) | 1997 - Brent Rickman (Sept. 27) |
| Stanford Jennings (Nov. 13) | Ernest Crosby (Oct. 11) |
| 1983 - Stanford Jennings (Sept. 17) | Jay Thier (Oct. 11) |
| Troy Phillips (Sept. 24) | Brent Rickman (Oct. 18, Fr.) |
| Mark Bridgman (Oct. 15) | Justin Hill (Nov. 15, Fr.) |
| David Charpia (Oct. 22) | Bryan Dailer (Nov. 22) |
| Jack Borders (Oct. 29) | Derek Russell (Nov. 22, Fr.) |
| David Charpia (Nov. 5) | 1998 - Louis Ivory (Sept. 12, Fr.) |
| Mark Bridgman (Nov. 12) | Daniel Roberson (Sept. 19, Fr.) |
| Buck Coatney (Nov. 19) | Will Bouton (Oct. 3, Fr.) |
| 1984 - Robbie Gardner (Sept. 1) | Richie Jackson (Oct. 3) |
| Rock Hurst (Sept. 1) | |
| Rock Hurst (Sept. 15) | |
| 1985 - Bobby Lamb (Sept. 28) | |
| Bobby Lamb (Oct. 12) | |
| Brian Jager (Oct. 19) | |
| Bobby Lamb (Nov. 23) | |
| 1986 - Jeff Blankenship (Sept. 6) | |
| Darryl Gardner (Sept. 13) | |
| Tim Stepp (Sept. 20) | |

PALADIN (MVP) AWARD

(As selected by his teammates)

- | | |
|------------------------------|--------------------------------|
| 1973 - Keith Downey, LB | 1986 - Robbie Gardern, TB |
| 1974 - Vince Perone, Jr., DB | 1987 - Darryl Gardner, LB |
| 1975 - Robbie Caldwell, C | 1988 - Jeff Blankenship, LB |
| 1976 - David Whitehurst, QB | 1989 - Kelly Fletcher, DE |
| 1977 - Tommy Southard, FLK | 1990 - Frankie DeBusk, QB |
| 1978 - Jimmy Kiser, FLK | 1991 - Allen Edwards, NG |
| David Henderson, QB | 1992 - Carl Tremble, TB |
| 1979 - Stan Stanley, OG | 1993 - Milan Sterling, LB |
| 1980 - Tim Sorrells, QB | 1994 - Braniff Bonaventure, QB |
| 1981 - Tim Sorrells, QB | 1995 - Braniff Bonaventure, QB |
| 1982 - David Charpia, QB | 1996 - Braniff Bonaventure, QB |
| 1983 - David Charpia, QB | 1997 - Bryan Dailer, DE |
| 1984 - Rock Hurst, LB | 1998 - Orlando Ruff, LB |
| 1985 - Bobby Lamb, QB | |

BEST RECEIVER

(As selected by his teammates)

- | | |
|----------------------------|-----------------------------|
| 1990 - Donald Lipscomb, SE | 1995 - Adrick Harrison, SE |
| 1991 - Donald Lipscomb, SE | 1996 - Luther Broughton, TE |
| 1992 - Tate Waters, TE | 1997 - Jody Wade, SE |
| 1993 - Ric Ford, FLK | 1998 - Tyron Berrian, SE |
| 1994 - Josh Cole, FLK | |

BEST BLOCKER AWARD

(Presented to the player who achieves the highest blocking performance grades for the entire season.)

- | | |
|---------------------------|-----------------------------|
| 1971 - Steve Warren, OG | 1982 - Mike Coleman, OT |
| Peyton Barton, OT | 1983 - Paul Johannssen, OT |
| 1972 - Danny Utley, OT | 1984 - Steve Coppenger, TE |
| 1973 - Mike Ramano, OG | 1985 - Jeff Lee, TE |
| 1974 - Jeff Holcomb, OT | 1986 - Bill Duncan, TE |
| 1975 - Tim Kennedy, OG | 1987 - Bill Duncan, TE |
| 1976 - Larry Stewart, OT | 1988 - David Adams, OG |
| 1977 - John Baker, OG | 1989 - Steve Duggan, C |
| 1978 - Brette Simmons, TE | 1990 - Eric Walter, OG |
| 1979 - Stan Stanley, OG | 1991 - Eric Walter, OG |
| 1980 - Byron Lee, TE | 1992 - Mendell Key, C |
| 1991 - Mike Coleman, OT | 1993 - (Award Discontinued) |

BEST OFFENSIVE LINEMAN AWARD

(As selected by his teammates)

- | | |
|-----------------------------|-------------------------|
| 1973 - Tom Scherich, OG | 1986 - Billy Cato, OT |
| 1974 - Jeff Holcomb, OT | 1987 - Alex Albert, OG |
| 1975 - Jeff Holcomb, OT | 1988 - Steve Duggan, C |
| 1976 - Jeff Holcomb, OT | 1989 - David Adams, OG |
| 1977 - Ken Cadle, OG | 1990 - Steve Duggan, C |
| 1978 - Hal Westlake, OT | 1991 - Eric Walter, OG |
| 1979 - Stan Stanley, OG | 1992 - Fred Sturgis, OT |
| 1980 - Charlie Anderson, OT | 1993 - John Ludwig, OT |
| 1981 - Steve Lloyd, OT | 1994 - Brian Fisher, OT |
| 1982 - Briggs Traylor, C | 1995 - Greg Sander, OG |
| 1983 - Dan Sleet, OG | 1996 - Greg Sander, OG |
| 1984 - Gene Reeder, C | 1997 - Mark Foster, C |
| 1985 - Gene Reeder, C | 1998 - Ben Hall, OG |

FURMAN SPECIAL RECOGNITION



NCAA I-AA National Champion 1988 ▲ Southern Conference Champions 1978, '80, '81, '82, '83, '85, '88, '89, '90

BEST OFFENSIVE BACK

(As selected by his teammates)

- | | |
|------------------------------|---------------------------------|
| 1973 - Larry Robinson, TB | 1986 - Robbie Gardner, TB |
| 1974 - Charles Elvington, TB | 1987 - Kennet Goldsmith, FB |
| 1975 - David Whitehurst, QB | 1988 - Kennet Goldsmith, FB |
| 1976 - Harry King, TB | 1988 - Frankie DeBusk, QB |
| 1977 - Kent Woerner, FB | 1990 - Carl Tremble, TB |
| 1978 - Mark Stowers, TB | 1991 - Carl Tremble, TB |
| 1979 - Mike Glenn, TB | 1992 - Carl Tremble, TB |
| 1980 - Steve Bishop, FB | 1993 - Rod Green, TB |
| 1981 - Stanford Jennings, TB | 1994 - Leonardo McClarty, TB/FB |
| 1982 - Stanford Jennings, TB | 1995 - Leonardo McClarty, TB/FB |
| 1983 - Stanford Jennings, TB | 1996 - Braniff Bonaventure, QB |
| 1984 - Robbie Gardner, TB | 1997 - Mark Moore, TB |
| 1985 - John Drye, FB | 1998 - Stuart Rentz, TB |

DEFENSIVE AWARD

(Presented to the player who achieves the highest game performance grades for the entire season.)

- | | |
|----------------------------|-----------------------------|
| 1973 - Keith Downey, LB | 1985 - Kyle Davis, LB |
| 1974 - Larry Anderson, LB | 1986 - Darryl Gardner, LB |
| 1975 - Frank Moses, NG | 1987 - Darryl Gardner, LB |
| 1976 - Dolphus Carter, DE | 1988 - Jeff Blankenship, LB |
| 1977 - Bobby Church, DT | 1989 - Kevin Kendrick, LB |
| 1978 - Jerry Scott, LB | 1990 - Kevin Kendrick, LB |
| 1979 - Kevin Morgan, DT | 1991 - Allen Edwards, NG |
| 1980 - Bruce Gheesling, LB | 1992 - Kota Suttle, LB |
| 1981 - Bruce Gheesling, LB | 1993 - Andre Worrell, CB |
| 1982 - Billy Hall, LB | 1994 - Kavis Reed, CB |
| 1983 - Buck Coatney, LB | 1995 - (Award Discontinued) |
| 1984 - Rock Hurst, LB | |

BEST DEFENSIVE LINEMAN AWARD

(As selected by his teammates)

- | | |
|---------------------------|----------------------------|
| 1973 - Bill Anderson, DE | 1987 - Philip Ferguson, NG |
| 1974 - Tommy Marshall, DE | 1988 - Kelly Fletcher, DE |
| 1975 - Frank Moses, NG | 1989 - Brian Pitts, DE |
| 1976 - Tony Cox, DT | 1990 - Allen Edwards, NG |
| 1977 - Frank Moses, NG | 1991 - Allen Edwards, NG |
| 1978 - Kevin Morgan, DT | 1992 - Clint Crocker, DT |
| 1979 - Jeff Snipes, DE | 1993 - Mike Hardy, DT |
| 1980 - Kevin Morgan, DT | 1994 - Jim Miller, NG |
| 1981 - Ricky Moody, DT | - Rodger Colvin, DT |
| 1982 - Troy Phillips, NG | 1995 - Reggie Williams, NG |
| 1983 - Troy Phillips, NG | 1996 - Bryan Dailer, DE |
| 1984 - Rock Hurst, LB | 1997 - Bryan Dailer, DE |
| 1985 - Kenny Elder, DT | 1998 - Bobby Hubbad, DE |
| 1986 - Al Peterson, DT | |

BEST DEFENSIVE BACK AWARD

(As selected by his teammates)

- | | |
|------------------------------|---------------------------|
| 1973 - Vince Perone, Jr., DB | 1986 - Jerome Norris, CB |
| 1974 - Vince Perone, Jr., DB | 1987 - Russell Rush, SS |
| 1975 - Mark Gordon, DB | 1988 - Julius Dixon, CB |
| 1976 - Mark Gordon, DB | 1989 - Pat Turner, CB |
| 1977 - Russell Gambrell, DB | 1990 - Ivan Johnson, FS |
| 1978 - Russell Gambrell, DB | 1991 - Mike Ratcliff, FS |
| 1979 - Chris Buono, SS | 1992 - Andre Worrell, CB |
| 1980 - Chris Buono, SS | 1993 - Andre Worrell, CB |
| 1981 - Jeff Burke, SS | 1994 - Mark Tate, FS |
| 1982 - Gib McEachran, CB | 1995 - Jeremy Osborne, FS |
| 1983 - Ernest Gibson, CB | 1996 - Michael McNeil, CB |
| 1984 - Jerome Norris, CB | 1997 - Jeremy Osborne, FS |
| 1985 - Steve Squire, FS | 1998 - John Keith, SS |

WHITIE KENDALL SPECIALIST AWARD

(As selected by his teammates)

- | | |
|------------------------------|-----------------------------|
| 1973 - Al Standiford, PK | 1986 - Mike Wood, PK |
| 1974 - Robin Byars, TB | 1987 - Mike Kiernan, LB |
| 1975 - Andy Goss, PK | 1988 - Mike Kiernan, LB |
| 1976 - Andy Goss, PK | 1989 - Bruce Leicht, P |
| 1977 - Willie Freeman, P | 1990 - Glenn Connally, PK |
| 1978 - Jimmy Kiser, P | 1991 - Andrew Burr, PK |
| 1979 - Keith Potter, PK | 1992 - Billy Whitley, TB |
| 1980 - John Johnson, P | 1993 - Ronnie McCutchan, P |
| 1981 - Tim Tanguay, PK | 1994 - Jim Ridhter, PK |
| 1982 - Tim Tanguay, PK | 1995 - Josh Cole, FLK |
| 1983 - Blair Biggerstaff, PK | 1996 - Josh Cole, FLK |
| 1984 - Chas Fox, FLK | 1997 - Jason Wells, PK |
| 1985 - Kelly Smith, DE | 1998 - Zach Smerdzinski, PR |

MOST VALUABLE FRESHMAN

(As selected by the coaching staff)

- | | |
|------------------------------|--------------------------------|
| 1973 - David Whitehurst, QB | 1987 - Steve Duggan, C |
| 1974 - Brette Simmons, TE | 1988 - Eric Walter, OG |
| 1975 - Jimmy Kiser, QB | 1989 - Kota Suttle, LB |
| 1976 - Steve Mitchell, LB | Carl Tremble, LB |
| 1977 - Ronnie Cox, LB | 1990 - Robert Beavers, LB |
| 1978 - Charlie Anderson, OT | 1991 - Clayton Gibson, DE |
| 1979 - Gib McEachran, CB | 1992 - Ronnie McCutchan, P |
| 1980 - Stanford Jennings, TB | 1993 - Braniff Bonaventure, QB |
| 1981 - Dennis Williams, FB | 1994 - Mark Moore, TB |
| 1982 - Steve Coppenger, TE | 1995 - Orlando Ruff, LB |
| 1983 - Steve Squire, FS | 1996 - Marq Cerqua, FB |
| 1984 - James Brown, FLK | 1997 - Mark Battluck, OG |
| 1985 - Jeff Blankenship, LB | 1998 - Will Bouton, LB |
| 1986 - Mike Wood, PK | |

ROBERT B. KING AWARD

(Presented to the player who exhibits the greatest unselfishness and team loyalty as selected by his teammates.)

- | | |
|------------------------------|----------------------------|
| 1978 - Kent Woerner, FB | 1989 - Len Frederick SS |
| 1979 - David Henderson, QB | 1990 - Chuck Carder, FLK |
| 1980 - Jerry Scott, NG | 1991 - Rocky Nation, FLK |
| 1981 - Byron Lee, TE | 1992 - Julian Kaufman, FS |
| 1982 - Ernest Gibson, CB | 1993 - Scott Agee, FB |
| 1983 - Brian McCluskey, DB | 1994 - Brent Solomon, DE |
| 1984 - Ben Browder, LB | 1995 - Philly Jones, QB |
| 1985 - Clay Hendrix, OG | 1996 - Barney Lynch, TE |
| 1986 - Greg Smith, TB | 1997 - Jeremy Osborne, FS |
| 1987 - Tim Stepp, DE | 1998 - Rocco Adrian, FS/SS |
| 1988 - Angelo Richardson, TB | |

IRON HORSE AWARD

(Presented to the player who avoids serious injury and is least seen in the training room during the season, as selected by the training staff.)

- | | |
|--------------------------|-----------------------------|
| 1976 - Mark Gordon, CB | 1986 - Jeff Blankenship, LB |
| 1977 - Frank Moses, NG | 1987 - Larry Grady, SE |
| 1978 - Rickey Young, C | 1988 - John Bagwell, TB |
| 1979 - Bobby Woods, C | 1989 - Kota Suttle, LB |
| 1980 - Zach Kelehear, TE | 1990 - Allen Edwards, NG |
| 1981 - Terry Clark, TE | 1991 - Ryan Livezey, DE |
| 1982 - Briggs Traylor, C | 1992 - Joe Wilson, NG |
| 1983 - Mark Bridgman, FS | 1993 - Mike Hardy, DT |
| 1984 - Gene Reeder, C | 1994 - Jim Miller, NG |
| 1985 - Brian Jager, TB | 1995 - (Award Discontinued) |



FURMAN SPECIAL RECOGNITION

NCAA I-AA National Champion 1988 ▲ Southern Conference Champions 1978, '80, '81, '82, '83, '85, '88, '89, '90

PURPLE HEART AWARD

(Presented to the player who overcomes serious injury to play, as selected by the training staff.)

- | | |
|----------------------------|----------------------------|
| 1978 - David Kelly, DB | 1989 - Eric Duffy, OT |
| 1979 - Joe Holt, OT | Jeff Sanders, DT |
| 1980 - Ansel Matthews, DT | 1990 - Freddie Burns, FLK |
| 1981 - Steve Mazur, DT | 1991 - Jason Grant, CB |
| 1982 - Billy Risher, FLK | 1992 - Mike Zimmerman, DT |
| 1983 - Bryan Burns, DB | 1993 - Chris Turner, NG |
| 1984 - Jim Edmondson, OT | 1994 - Clayton Gibson, LB |
| 1985 - Coye Still, OG | 1995 - Adrick Harrison, SE |
| 1986 - Greg Smith, TB | 1996 - Michael Brown, DT |
| 1987 - John Bagwell, TB | 1997 - Mike Davis, NG |
| 1988 - Bobby Daugherty, TB | 1998 - Rocco Adrian, FS/SS |

C. JOHNSON MOORE HUSTLE AWARD

(As selected by his teammates)

- | | |
|----------------------------|----------------------------|
| 1981 - Brian McCluskey, DB | 1990 - Steve Norris, LB |
| 1982 - Ernest Gibson, CB | 1991 - Steve Norris, LB |
| 1983 - Rock Hurst, LB | 1992 - Billy Whitley, TB |
| 1984 - Dennis Williams, FB | 1993 - Adam Bert, LB |
| 1985 - Tim Stepp, DE | 1994 - Jack Owens, OT |
| 1986 - Tim Stepp, DE | 1995 - Kerrick Thomas, FLK |
| 1987 - Kelly Smith, DE | 1996 - Orlando Ruff, LB |
| 1988 - Wade Sexton, SS | 1997 - Orlando Ruff, LB |
| 1989 - Chris Roper, DE | 1998 - Stuart Rentz, TB |

BRYAN BURNS ACADEMIC AWARD

(Given annually to the player with the highest grade point average in memory and honor of former Paladin player Bryan Burns.)

- | | |
|----------------------------|----------------------------|
| 1973 - Ted Perry, LB | 1987 - Mike Wood, PK |
| 1974 - Ted Perry, LB | 1988 - Mike Wood, PK |
| 1975 - Jeff Holcomb, OT | 1989 - Alden Milam, SN |
| 1976 - Jeff Holcomb, OT | 1990 - Alden Milam, SN |
| 1977 - Jimmy Kiser, QB-FLK | 1991 - Alden Milam, SN |
| 1978 - Jimmy Kiser, FLK | 1992 - Philly Jones, QB |
| 1979 - Rich Trotta, QB | 1993 - Philly Jones, QB |
| 1980 - Tom Moorish, C | 1994 - Philly Jones, QB |
| 1981 - Paul Foster, C | 1995 - Kerrick Thomas, FLK |
| 1982 - Paul Foster, C | 1996 - Kerrick Thomas, FLK |
| 1983 - Bryan Burns, DB | 1997 - Marion Martin, LB |
| 1984 - Bryan Burns, DB | 1998 - Stuart Rentz, TB |
| 1985 - Coye Still, OG | |
| 1986 - Coye Still, OG | |
| - Rick Thompson, SS | |

SOUTH CAROLINA ATHLETIC HALL-OF-FAME

- | | |
|-----------------------|--------------------------|
| 1973 - J. Lyles Alley | 1978 - Beth Daniel |
| A.P. McLeod | Nield Gordon |
| Frank Selvy | 1980 - Lee Rhame |
| H.R. Dobson | 1981 - James F. Martin |
| Bob King | Roten Shetley |
| J.W. Babb | 1984 - Dewey Proctor |
| 1974 H.H. Speer | 1986 - June Scott |
| 1975 Darrell Floyd | 1990 - William Gressette |

FURMAN ATHLETIC HALL-OF-FAME

- | | |
|-------------------------------|----------------------------------|
| 1981 - J. Lyles Alley '33 | Clyde H. Hewell '69 |
| J.W. Babb '39 | C. Dan Joyner '59 |
| Gordon Blackwell '32 | J. Cordell Maddox '54 |
| Beth A. Daniel '78 | Milton E. McManaway '21 |
| Darrell Floyd '56 | Vince J. Perone, III '75 |
| Alester G. Furman '14 | 1987 - Phillip Barker '78 |
| Walter W. Goldsmith '17 | E.M. Horton '52 |
| Nield P. Gordon '53 | John L. Plyler '13 |
| Robert King '37 | Paul M. Stombaugh '49 |
| Billy Laval | 1988 - Billy R. Canty '62 |
| A.P. McLeod '22 | Jack Shivers '38 |
| Lee Rhame '37 | Jerry Smith '63 |
| Frank Selvy '54 | 1989 - Dennis Patterson '63 |
| H.H. Speer '21 | Sherri Turner '79 |
| Les Timms | 1990 - William Gressette '17 |
| 1982 - O.L. Carter '24 | Russ Sutton '54 |
| J. Kenneth Cass '30 | Stanford Jennings '84 |
| H.R. Dobson '25 | John Katona '72 |
| Drayton Dorn '36 | Ernest Gibson '84 |
| John Y. Laney '28 | Tom Campbell '62 |
| R.E. Littlejohn '35 | 1991 - Brad Faxon '83 |
| Jerry L. Martin '71 | C. Henry Branyon '20 |
| Vince Perone, Jr. '54 | Dr. Alice Ruth Reed |
| Dewey M. Proctor '43 | F.B. Jennings '56 |
| Fred B. Rawl '28 | 1992 - Dottie Pepper-Mochrie '87 |
| R.L. Richardson '22 | Charles L. Anderson '82 |
| Roten Shetley '40 | Ned H. Cawell '87 |
| Robert W. Smith '34 | Robert V. Pinson '61 |
| Lloyd Stewart '31 | David G. Ellison '72 |
| Thomas A. Wham '49 | John E. Wofford '40 |
| Robert P. Wilder '31 | 1993 - Thomas Alesio '82 |
| 1983 - Alvah M. Bradley | Donald J. Barton '82 |
| C. Frank Davis '29 | H.C. Burnett '25 |
| Richard T. Esleeck '69 | Luther J. Maddox '38 |
| Richard T. Evington '51 | 1994 - Charles E. Fox '86 |
| Betsy King '77 | John E. Johns '47 |
| James F. Martin '41 | Dick Wright '59 |
| Clyde C. Mayes '75 | Paul E. Scarpa |
| Trask McC Carson '36 | Richard Sheridan |
| James R. McQueen '48 | Francis W. Bonner |
| Kim Piersol '69 | 1995 - Roland C. Barefoot '55 |
| Henry H. Smith '30 | Christine Benfield Covington '40 |
| Heyward M. Sullivan '59 | Janine Turner Granger '88 |
| Melvin V. Wells '32 | Robert E. "Bobby" Lamb '86 |
| W. Louis Williams '48 | Angus G. "Gib" McEachran '83 |
| Daniel D. Wood '33 | George W. Singleton '84 |
| Samuel D. Wyche '66 | 1996 - Jeff Blankenship '90 |
| 1984 - Richard L. Burnett '32 | Kelly L. Fletcher '90 |
| Gilbert H. Cox '29 | Joe Williams |
| Horace Hammett '26 | Edward J. Jasonek '51 |
| D.M.B. Scott '38 | Natalie Cleckley '92 |
| David Strawn '71 | Al Daniel '79 |
| C. David Whitehurst, '77 | 1997 - Frankie DeBusk '91 |
| 1985 - W.L. Brasington | Steve Duggan '91 |
| Jim C. Brice '27 | Andrew Burr '91 |
| Harry Harmon '31 | Angel Myers '90 |
| Jonathan Moore '80 | Howard Wheeler |
| Mary E.N. Richardson '77 | |
| J. Cleo Roper, '85 | |
| 1986 - Ralph Curtis Hamer '43 | |

THE SOUTHERN CONFERENCE



NCAA I-AA National Champion 1988 ▲ Southern Conference Champions 1978, '80, '81, '82, '83, '85, '88, '89, '90



Furman University is a member of the Southern Conference, one of the nation's oldest intercollegiate athletic conferences. The 12-school league is composed of members Appalachian State, The Citadel, College of Charleston, Davidson, East Tennessee State, Furman, Georgia Southern, North Carolina-Greensboro, Tennessee-Chattanooga, Virginia Military Institute, Western Carolina, and Wofford.

The Southern Conference was formed in 1921 at a meeting of 15 institutions in Atlanta, Georgia. The league initially was known as the Southern Intercollegiate Conference and the following 14 schools were original members: Alabama, Auburn, Clemson,

Georgia, Georgia Tech, Kentucky, Maryland, Mississippi State, North Carolina, North Carolina State, Tennessee, Virginia, Virginia Tech, and Washington & Lee.

The growth of the SIC was rapid and, within a year, Florida, Louisiana State, Mississippi, South Carolina, Vanderbilt, and Tulane were added. In 1923 the University of the South joined the league, with current member Virginia Military Institute joining in 1924 and Duke being admitted in 1929.

In 1923 the league was officially renamed the Southern Conference. Through the years, the conference membership has changed. In 1932, 13 of the 23 members left to form the Southeastern Conference.

In February, 1936, Furman was one of six new members along with current member The Citadel and Davidson. In 1953 there was another mass exodus of schools from the league, this time to form the Atlantic Coast Conference.

Appalachian State joined the league in 1971, with Marshall, Tennessee-Chattanooga, and Western Carolina being admitted in 1977. East Tennessee State came into the league in 1978 to give the Southern Conference nine members. In 1988 Davidson officially ended its 52-year membership in the Southern Conference by withdrawing, thus leaving the conference with eight standing members.

In January of 1991, the league again expanded to nine schools with the acceptance of Georgia Southern. Later that year, a tenth school was added when Davidson rejoined the Southern Conference, and in 1995 the conference announced the admission of three new schools, North Carolina-Greensboro (1997), Wofford (1997), and the College of Charleston (1998), after Marshall made official its decision to leave the league at the conclusion of the 1996-97 school year.

The Southern Conference sponsors championships in 10 men's sports, nine of which are decided by tournament play. The league also recognizes championships for women in soccer, volleyball, basketball, tennis, golf, cross country, indoor and outdoor track, and softball. Southern Conference champions in soccer, volleyball, basketball, baseball, tennis, football, and wrestling automatically qualify for participation in NCAA national tournaments. All members of the Southern Conference possess NCAA Division I status.

Alfred White is the commissioner of the Southern Conference. Don Lucas serves as supervisor of officials for football. Jim Burch is the basketball supervisor of officials for men, and June Corteau is the league's supervisor of officials for women. Conference offices are located in Asheville, North Carolina.

The conference annually awards the Commissioner's Cup to the institution which accumulates the greatest number of points in men's championship competition throughout the year. The Germann Cup, signifying the overall winner in women's competition, was captured by Furman University in 1998-99 for the seventh consecutive year.

Year	Champion	Record	FU Finish	FU Record
1933	Duke	4-0-0	---	---
1934	Washington & Lee	4-0-0	---	---
1935	Duke	5-0-0	---	---
1936	Duke	7-0-0	3rd	4-1-0
1937	Maryland	2-0-0	11th	1-2-2
1938	Duke	5-0-0	14th	0-4-1
1939	Duke	5-0-0	6th	3-3-0
1940	Clemson	4-0-0	8th	4-3-0
1941	Duke	5-0-0	9th	2-3-2
1942	William & Mary	4-0-0	7th	3-3-0
1943	Duke	4-0-0	---	---
1944	Duke	4-0-0	---	---
1945	Duke	4-0-0	---	---
1946	North Carolina	4-0-0	13th	1-4-0
1947	William & Mary	7-1-0	13th	1-4-0
1948	Clemson	5-0-0	10th	2-4-0
1949	North Carolina	5-0-0	9th	3-3-0
1950	Washington & Lee	6-0-0	12th	2-4-0
1951	Maryland	5-0-0	15th	1-4-1
	VMI	5-0-0	---	---
1952	Duke	5-0-0	7th	2-2-1
1953	West Virginia	4-0-0	2nd	2-0-0
1954	West Virginia	3-0-0	2nd	2-0-0
1955	West Virginia	4-0-0	7th	1-1-0
1956	West Virginia	5-0-0	4th	2-2-0
1957	VMI	4-0-0	4th	2-1-0
1958	West Virginia	4-0-0	8th	1-2-0
1959	VMI	5-0-1	4th	3-2-0
1960	VMI	4-1-0	5th	2-2-0
1961	The Citadel	5-1-0	5th	2-2-0
1962	VMI	6-0-0	5th	2-2-0
1963	Virginia Tech	5-0-0	4th	3-2-0
1964	West Virginia	5-0-0	8th	1-4-0
1965	West Virginia	4-0-0	6th	2-3-0
1966	William & Mary	4-1-1	8th	1-4-0
1967	West Virginia	4-0-1	5th	2-3-0
1968	Richmond	6-0-0	7th	0-4-0
1969	Davidson	5-1-0	6th	0-4-0
1970	William & Mary	3-1-0	3rd	3-2-0
1971	Richmond	5-1-0	5th	2-3-0
1972	East Carolina	6-0-0	7th	1-6-0
1973	East Carolina	7-0-0	4th	3-3-0
1974	VMI	5-1-0	7th	2-4-0
1975	Richmond	5-1-0	6th	2-4-0
1976	East Carolina	4-1-0	3rd	2-2-1
1977	Tenn.-Chattanooga	4-1-0	3rd	3-2-1
	VMI	4-1-0	---	---
1978	FURMAN	4-1-0	1st	4-1-0
	Tenn.-Chattanooga	4-1-0	---	---
1979	Tenn.-Chattanooga	5-1-0	4th	4-3-0
1980	FURMAN	7-0-0	1st	7-0-0
1981	FURMAN	5-2-0	1st	5-2-0
1982	FURMAN	6-1-0	1st	6-1-0
1983	FURMAN	6-0-1	1st	6-0-1
1984	Tenn.-Chattanooga	5-1-0	4th	3-3-0
1985	FURMAN	6-0-0	1st	6-0-0
1986	Appalachian State	7-0-0	3rd	4-2-1
1987	Appalachian State	7-0-0	3rd	4-3-0
1988	FURMAN	6-1-0	1st	6-1-0
	Marshall	6-1-0	---	---
1989	FURMAN	7-0-0	1st	7-0-0
1990	FURMAN	6-1-0	1st	6-1-0
1991	Appalachian State	6-1-0	4th	4-3-0
1992	The Citadel	6-1-0	5th	4-3-0
1993	Georgia Southern	7-1-0	4th	4-4-0
1994	Marshall	7-1-0	7th	2-6-0
1995	Appalachian State	8-0-0	3rd	5-3-0
1996	Marshall	8-0-0	3rd	6-2-0
1997	Georgia Southern	7-1-0	3rd	5-3-0
1998	Georgia Southern	8-0-0	T6th	3-5-0

THE SOUTHERN CONFERENCE

Appalachian State University	Boone, North Carolina
The Citadel	Charleston, South Carolina
College of Charleston	Charleston, South Carolina
Davidson College	Davidson, North Carolina
East Tennessee State University	Johnson City, Tennessee
Furman University	Greenville, South Carolina
Georgia Southern University	Statesboro, Georgia
University of North Carolina-Greensboro	Greensboro, North Carolina
University of Tennessee-Chattanooga	Chattanooga, Tennessee
Virginia Military Institute	Lexington, Virginia
Western Carolina University	Cullowhee, North Carolina
Wofford College	Spartanburg, South Carolina



THE SOUTHERN CONFERENCE

NCAA I-AA National Champion 1988 ▲ Southern Conference Champions 1978, '80, '81, '82, '83, '85, '88, '89, '90

SOUTHERN CONFERENCE CHAMPIONSHIP PROFILE

Southern Conference Championships Won Outright By Current League Members (23) — Furman 7 (1980, '81, '82, '83, '85, '89, '90); VMI 5 (1957, '59, '60, '62, '74); Appalachian State 4 (1986, '87, '91, '95); Tennessee-Chattanooga 2 (1979, '84); The Citadel 2 (1961, '92); Georgia Southern 3 (1993, '97, '98).

Championships Shared By Current League Members (4) — VMI and Maryland (1951); Tennessee-Chattanooga and VMI (1977); Furman and Tennessee-Chattanooga (1978); Furman and Marshall (1988).

Championships Won Outright By Former League Members (36) — Clemson 2 (1940, '48); Duke 10 (1933, '35, '36, '38, '39, '41, '43, '44, '45, '52); East Carolina 2 (1972, '73, '76); Marshall 2 (1994, '96); Maryland 1 (1937); North Carolina 2 (1946, '49); Richmond 3 (1968, '71, '75); Virginia Tech 1 (1963); Washington & Lee 2 (1934, '50); West Virginia 8 (1953, '54, '55, '56, '58, '64, '65, '67); William & Mary 3 (1942, '47, '70).

Championships Shared By Former League Members (4) — Maryland and VMI (1951); East Carolina and William & Mary (1966); Davidson and Richmond (1969); Marshall and Furman (1988).

Championship Breakdown By School — Appalachian State 4 (all outright); The Citadel 2 (both outright); Clemson 2 (both outright); Davidson 1 (shared); Duke 10 (all outright); East Carolina 4 (3 outright, 1 shared); **Furman 9 (7 outright, 2 shared)**; Georgia Southern 3 (all outright); Marshall 3 (2 outright, 1 shared); Maryland 2 (1 outright, 1 shared); North Carolina 2 (both outright); Richmond 4 (3 outright, 1 shared); Tennessee-Chattanooga 2 (2 outright, 2 shared); Virginia Tech 1 (shared); Washington & Lee 2 (both outright); West Virginia 8 (all outright); William & Mary 4 (3 outright, 1 shared).

Most Consecutive Championship Seasons By One School — 4 by West Virginia (1953, '54, '55, '56) and Furman (1980, '81, '82, '83).

Most Championships Won By One School — 10 by Duke.

Number of Undefeated and Untied Championship Seasons — 39 (most recent, Georgia Southern, 8-0, 1998).

TEAM WON-LOST RECORDS

(Since Southern Conference reclassification to NCAA I-AA in 1982)

Southern Conference Games				
School	W	L	T	.Pct
Georgia Southern	34	14	0	.7083
Appalachian State	88	36	1	.7080
FURMAN	81	40	2	.667
Western Carolina	55	63	3	.467
Tennessee-Chattanooga	55	64	1	.463
The Citadel	51	68	2	.429
East Tennessee State	44	81	0	.352
Wofford	5	11	0	.313
VMI	21	83	2	.207

All Games				
School	W	L	T	.Pct
Georgia Southern	162	56	1	.742
FURMAN	135	66	4	.668
Appalachian State	127	71	2	.640
The Citadel	93	96	2	.492
Tennessee-Chattanooga	84	101	1	.454
Western Carolina	84	103	3	.450
Wofford	18	25	0	.418
East Tennessee State	73	113	1	.393
VMI	41	143	2	.225

NCAA I-AA Playoff Games					
School	Record	First Round	Quarterfinals	Semi-finals	Championship
Appalachian State	5-8	5-4	0-4	0-0	0-0
The Citadel	1-3	1-2	0-1	0-0	0-0
E. Tennessee St.	1-1	1-0	0-1	0-0	0-0
FURMAN	11-7	4-2	4-2	2-2	1-1
Georgia Southern	6-4	4-0	1-3	1-0	0-1
Marshall	22-6	8-0	7-1	5-1	2-4
Tenn.-Chattanooga	0-1	0-1	0-0	0-0	0-0
Western Carolina	3-1	1-0	1-0	1-0	0-1
Totals	49-31	24-9	13-12	9-3	3-7

SOUTHERN CONFERENCE NCAA I-AA PLAYOFF HISTORY

Year	Teams	Site
1982	South Carolina State 17, FURMAN 0	Greenville, S.C.
1983	Western Carolina 24, Colgate 23	Cullowhee, N.C.
	Western Carolina 28, Holy Cross 21	Worcester, Mass.
	FURMAN 35 , Boston University 16	Greenville, S.C.
	Western Carolina 14, FURMAN 7	Greenville, S.C.
	Southern Illinois 43, Western Carolina 7	Charleston, S.C.
1984	Arkansas State 37, Tenn.-Chattanooga 10	Jonesboro, Ark.
1985	FURMAN 59 , Rhode Island 15	Greenville, S.C.
	FURMAN 35 , Nevada 12	Greenville, S.C.
	Georgia Southern 44, FURMAN 42	Tacoma, Wash.
1986	Eastern Kentucky 23, FURMAN 10	Greenville, S.C.
	Nicholls State 28, Appalachian State 26	Boone, N.C.
1987	Appalachian State 20, Richmond 3	Boone, N.C.
	Marshall 41, James Madison 12	Huntington, W.Va.
	Appalachian State 19, Georgia Southern 0	Boone, N.C.
	Marshall 51, Weber State 23	Huntington, W.Va.
	Marshall 24, Appalachian State 10	Boone, N.C.
	Northeast Louisiana 43, Marshall 42	Pocatello, Idaho
1988	FURMAN 21 , Delaware 7	Greenville, S.C.
	Marshall 7, North Texas State 0	Huntington, W.Va.
	Georgia Southern 38, The Citadel 20	Statesboro, Ga.
	FURMAN 13 , Marshall 9	Huntington, W.Va.
	FURMAN 38 , Idaho 7	Greenville, S.C.
	FURMAN 17 , Georgia Southern 12	Pocatello, Idaho
1989	Middle Tennessee State 24, Appalachian State 21	Murfreesboro, Tenn.
	FURMAN 24 , William & Mary 10	Greenville, S.C.
	FURMAN 42 , Youngstown State 23	Greenville, S.C.
	Stephen F. Austin 21, FURMAN 19	Greenville, S.C.
1990	Georgia Southern 31, The Citadel 0	Statesboro, Ga.
	FURMAN 45 , Eastern Kentucky 17	Richmond, Ky.
	Nevada 42, FURMAN 35 (3ot)	Reno, Nev.
1991	Marshall 20, Western Illinois 17 (ot)	Huntington, W.Va.
	Eastern Kentucky 14, Appalachian State 3	Richmond, Ky.
	Marshall 41, Northern Iowa 13	Huntington, W.Va.
	Marshall 14, Eastern Kentucky 7	Huntington, W.Va.
	Youngstown State 25, Marshall 17	Statesboro, Ga.
1992	Marshall 44, Eastern Kentucky 0	Huntington, W.Va.
	Middle Tennessee State 35, Appalachian State 10	Murfreesboro, Tenn.
	The Citadel 44, North Carolina A&T 0	Charleston, S.C.
	Marshall 35, Middle Tennessee State 21	Huntington, W.Va.
	Youngstown State 41, The Citadel 17	Charleston, S.C.
	Marshall 28, Delaware 7	Huntington, W.Va.
	Marshall 31, Youngstown State 28	Huntington, W.Va.
1993	Georgia Southern 14, Eastern Kentucky 12	Statesboro, Ga.
	Marshall 28, Howard 14	Huntington, W.Va.
	Youngstown State 34, Georgia Southern 14	Youngstown, Ohio
	Marshall 34, Delaware 31	Huntington, W.Va.
	Marshall 24, Troy State 21	Huntington, W.Va.
1994	Youngstown State 17, Marshall 5	Durham, N.H.
	Appalachian State 17, New Hampshire 10	Huntington, W.Va.
	Marshall 49, Middle Tennessee State 14	Boise, Idaho
	Boise State 17, Appalachian State 14	Huntington, W.Va.
	Marshall 28, James Madison 21	Boise, Idaho
	Boise State 28, Marshall 24	Boise, Idaho
1995	Appalachian State 31, James Madison 24	Boone, N.C.
	Georgia Southern 24, Troy State 21	Troy, Ala.
	Marshall 38, Jackson State 8	Huntington, W.Va.
	Stephen F. Austin 27, Appalachian State 17	Boone, N.C.
	Montana 45, Georgia Southern 0	Mossoula, Mont.
	Marshall 41, Northern Iowa 24	Huntington, W.Va.
	Marshall 25, McNeese State 13	Lake Charles, La.
	Montana 22, Marshall 20	Huntington, W.Va.
1996	FURMAN 42 , Northern Arizona 31	Flagstaff, Ariz.
	Marshall 59, Delaware 14	Huntington, W.Va.
	East Tennessee State 35, Villanova 29	Johnson City, Tenn.
	Marshall 54, FURMAN 0	Huntington, W.Va.
	Montana 44, East Tennessee State 14	Missoula, Mont.
	Marshall 49, Montana 28	Huntington, W.Va.
1997	Georgia Southern 52, Florida A&M 37	Statesboro, Ga.
	Delaware 16, Georgia Southern 7	Newark, Del.
1998	Georgia Southern 49, Colgate 28	Statesboro, Ga.
	Appalachian State 45, Tennessee State 31	Boone, N.C.
	Georgia Southern 52, Connecticut 30	Statesboro, Ga.
	Northwestern State 31, Appalachian State 20	Boone, N.C.
	Georgia Southern 42, Western Illinois 14	Statesboro, Ga.
	Massachusetts 55, Georgia Southern 43	Chattanooga, Tenn.

FURMAN STATISTICAL CHAMPIONS



NCAA I-AA National Champion 1988 ▲ Southern Conference Champions 1978, '80, '81, '82, '83, '85, '88, '89, '90

SOUTHERN CONFERENCE TEAM

TOTAL OFFENSE

Year	G	Yards	Avg.
1960	10	2929	292.2
1961	10	2972	297.2
1976	11	4114	374.0
1978	11	4648	422.5
1982	12	4536	378.0
1983	13	5672	443.2
1984	11	4974	452.2
1985	14	6403	457.4
1989	14	5521	394.5
1990	13	5511	423.9

RUSHING OFFENSE

Year	G	Yards	Avg.
1960	10	1944	194.4
1961	10	1946	194.6
1962	10	2268	226.8
1978	11	2843	258.5
1981	11	2879	261.7
1982	12	2907	142.3
1983	13	3444	264.9
1984	11	3100	281.8
1985	14	4034	288.1
1986	12	3012	251.0

SCORING OFFENSE

Year	G	Points	Avg.
1961	10	174	17.4
1970	11	261	23.7
1981	11	293	26.6
1983	13	420	32.3
1984	11	363	33.0
1985	14	520	37.1
1989	14	430	30.7
1990	13	425	32.7

TOTAL DEFENSE

Year	G	Yards	Avg.
1959	10	2548	254.8
1974	11	2804	254.9
1975	11	2931	266.5
1986	12	2904	242.0
1988	15	3754	250.3
1989	14	3813	272.3
1991	11	3439	312.6
1992	11	3419	310.8

RUSHING DEFENSE

Year	G	Yards	Avg.
1959	10	1495	149.5
1961	10	1459	145.9
1975	11	1767	160.6
1980	11	1537	139.7
1984	11	1133	103.0
1986	12	1454	121.1
1987	11	1452	132.0
1988	15	1462	97.5
1989	14	1816	129.7
1991	11	1539	139.9

PASSING DEFENSE

Year	G	Yards	Avg.
1973	11	935	85.0
1974	11	769	69.9
1986	12	1450	120.8
1995	11	1368	124.4

SCORING DEFENSE

Year	G	Points	Avg.
1953	9	100	11.1

1970	11	204	18.5
1971	11	187	17.0
1974	11	166	15.1
1980	11	177	16.1
1983	11	137	10.5
1986	12	176	14.6
1988	15	142	9.5
1989	14	189	13.5

KICKOFF RETURNS

Year	G	Yards	Avg.
1985	14	982	33.4
1995	11	876	23.7
1996	13	994	26.2
1997	11	814	27.1
1998	11	831	21.3

PUNT RETURNS

Year	G	Yards	Avg.
1992	11	395	14.6
1998	11	345	13.8

NET PUNTING

Year	G	Punts	Avg.
1988	15	66	36.1
1993	11	51	38.3

PENALTIES

Year	G	No.	Yds.	Avg.
1994	11	46	369	33.6

QUARTERBACK SACKS

Year	G	No.	Avg.
1996	13	34	2.6
1997	11	32	2.9

SOUTHERN CONFERENCE INDIVIDUAL

RUSHING

Year	Player	G	Yds.	Avg.
1960	Tom Campbell	10	616	61.6
1961	Tom Campbell	10	767	76.7
1962	Elliott Keller	10	724	72.4
1981	Stanford Jennings	11	1168	106.2
1982	Stanford Jennings	13	1025	85.4
1983	Stanford Jennings	13	1390	106.8
1984	Robbie Gardner	11	1232	112.0
1990	Carl Tremble	13	1277	98.2
1992	Carl Tremble	11	1555	141.4

PASSING

Year	Player	Att.	Cmp.	Int.	Yds.	Cpg.
1955	Jim Boyle	128	47	13	767	4.7
1957	Bill Baker	150	88	5	846	8.8
1961	Billy Canty	168	84	12	884	8.4

PASSING EFFICIENCY

Year	Player	Att.	Cmp.	Int.	Yds.	Eff.
1982	David Charpia	197	106	8	1524	122.4
1983	David Charpia	211	127	7	1811	149.0
1984	Bobby Lamb	191	106	7	1781	159.3
1985	Bobby Lamb	228	133	6	2264	171.2
1989	Frankie DeBusk	182	100	2	1726	156.0
1990	Frankie DeBusk	273	145	13	2433	134.1

SCORING

Year	Player	G	TD	FG	XP	Pts.	Avg.
1954	Johnny Popson	10	9	0	0	54	5.4
1970	Steve Crislip	11	10	0	2	62	5.6
1983	Stanford Jennings	13	16	0	0	96	7.4
1985	Chas Fox	9	13	4	4	82	9.1
1990	Carl Tremble	13	17	0	0	102	7.8
1991	Andrew Burr	11	0	14	45	87	7.9

PASS RECEIVING

Year	Player	G	Rec.	Yds.	TD
1958	Ray Siminski	9	35	568	5
1967	Robbie Hahn	10	53	840	10
1976	Tommy Southard	11	39	510	2

PUNTING

Year	Player	G	Att.	Yds.	Avg.
1968	Jimmy Jordan	10	84	3368	40.1
1980	John Johnson	11	58	2345	40.4
1981	John Johnson	10	34	1413	41.5
1993	Ronnie McCutchan	11	47	2057	43.7

FIELD GOALS

Year	Player	G	FG-FGA	Avg.
1981	Tim Tanguay	11	12-14	1.09

KICKOFF RETURNS

Year	Player	No.	Yds.	TD	Avg.
1981	Mark Bridgman	15	368	0	24.5
1985	Mark Rudder	33	839	1	25.4
1990	Daryl Rogers	14	318	0	22.7
1995	Josh Cole	47	1860	1	39.6
1998	Tyron Berrian	17	461	0	27.1

PUNT RETURNS

Year	Player	No.	Yds.	TD	Avg.
1984	Chas Fox	25	277	0	11.1
1998	Zach Smerdzinski	24	342	0	14.3

ALL-PURPOSE RUNNING

Year	Player	G	Yds.	Avg.
1981	Stanford Jennings	11	1351	122.8
1983	Stanford Jennings	13	1721	132.4

INTERCEPTIONS

Year	Player	G	No.	Yds.
1961	Tony Carmignani	10	6	123
1964	Lavern Barrs	10	6	22
1971	Mike Fabian	11	5	62
1972	Vince Perone	11	10	70
1974	Curtis Boyd	11	6	105
1985	Jerome Norris	14	8	78
1997	John Keith	11	4	0.4

FUMBLES RECOVERED

Year	Player	G	No.	Avg.
1994	Andre Hentz	11	4	0.4

TACKLES

Year	Player	G	Tack	Avg.
1988	Jeff Blankenship	15	235	15.6
1990	Kevin Kendrick	13	179	13.8
1992	Kota Suttle	11	151	13.7
1993	Milan Sterling	11	195	17.7
1997	Jay Thier	11	176	15.8

NCAA TEAM

RUSHING OFFENSE

Year	G	Points	Avg.
1983	11	3158	287.1

SCORING DEFENSE

Year	G	Points	Avg.
1988	11	107	9.7

NCAA INDIVIDUAL

PASSING EFFICIENCY

Year	Player	Att.	Cmp.	Int.	Yds.	Eff.
1985	Bobby Lamb	181	106	6	1856	170.9



FURMAN RECORDS, HOMECOMING RESULTS

NCAA I-AA National Champion 1988 ▲ Southern Conference Champions 1978, '80, '81, '82, '83, '85, '88, '89, '90

SOUTHERN CONFERENCE INDIVIDUAL

Highest Completion Percentage, Season
64.7, (183-283), Braniff Bonaventure, 1996.

Highest Passing Efficiency, Season
171.2, (133-228-6-2,264-24 TD), Bobby Lamb, 1985.

Highest Passing Efficiency, Career
157.8, (276-496-23-4,594-47 TD), Bobby Lamb, 1982-85

Highest Average Gain Per Play, Season
8.2 (327-2,696 Yds.), Bobby Lamb, 1985.

Highest Average Gain Per Play, Career
7.3 (734-5,328 Yds.), Bobby Lamb, 1982-85.

Most Field Goals Made, Game
5, Glen Connally vs. East Tennessee State, 1990 (tied with four others).

Most Field Goals Attempted, Season
30, Mike Wood, 1986 (tied with one other).

Highest Percentage of FGs Made, Game
100.0% (5-of-5), Glen Connally vs. East Tennessee State, 1990 (tied with three others).

Highest Percentage of FGs Made, Season
87.5% (14-of-16), Andrew Burr, 1991.

Most Interceptions, Season
10, Vince Perone, Jr., 1973 (tied with four others).

Most Tackles, Season
235, Jeff Blankenship, 1988.

Most Sacks, Game
7, Bryan Dailer vs. Chattanooga, 1997.

Most Sacks, Season
19, Kelly Fletcher, 1989.

Most Sacks, Career
35.5, Kelly Fletcher, 1986-89; and Bryan Dailer, 1994-97.

Longest Punt
84, Jim Kerr vs. Tampa, 1966 (tied with one other)

Longest Kickoff Return
100, Vince Perone, Jr. vs. Wofford, 1973; Johnny Popson vs. The Citadel, 1954 (tied with five others).

SOUTHERN CONFERENCE TEAM

Fewest Yards Rushing Allowed, Game
(-52), Furman vs. George Washington, 1959.

Most Points Two Teams
118, Furman (63) vs. Davidson (55), 1979.

Most Touchdowns Scored, Two Teams
17, Furman (9) vs. Davidson (8), 1979.

NCAA INDIVIDUAL

Most Consecutive Pass Attempts Without Interception, Season
202, Braniff Bonaventure, 1996.

Most Consecutive Pass Attempts Without Interception, Career
213, Braniff Bonaventure, 1995-96 (10 games)

NCAA TEAM

Fewest Punt Returns Allowed
7, (8 Yards), 1984.

FURMAN COACHING RECORDS

Coach	Years	Seasons	W	L	T	.Pct
William Beattie	1889	1	0	2	0	.000
H.C. Granger	1890	1	2	0	0	1.000
H.P. Young	1891-95	4	2	4	0	1.000
Harry Sims	1896	1	2	3	0	.400
Frank Spencer	1900	1	0	2	1	.166
C.S. Roller	1901-02	2	5	5	5	.500
W.C. "Cuppy" Farmer	1913	1	6	3	0	.667
W.B. Bible	1914	1	2	6	0	.667
W.L. Laval	1915-27	13	84	37	4	.688
T.B. Amis	1928-31	4	21	13	4	.605
A.P. "Dizzy" McLeod	1932-42	11	56	37	7	.595
R.W. Smith	1946-47	2	4	15	0	.210
H.E. Smith	1948-49	2	5	12	1	.305
Bill Young	1950-54	5	23	24	3	.490
Homer Hobbs	1955-57	3	6	24	0	.200
Bob King	1958-72	15	60	88	4	.407
Art Baker	1973-77	5	27	24	4	.527
Dick Sheridan	1978-85	8	69	23	2	.744
Jimmy Satterfield	1986-93	8	66	29	3	.689
Bobby Johnson	1994	5	30	27	0	.526
Totals	1889-1998	93	470	378	38	.551

FURMAN HOMECOMING RESULTS

Year	Date	Opponent	Score	Result
1925	Oct. 10	The Citadel	7-0	W
1926		(No Homecoming Game)		
1927	Nov. 12	South Carolina	34-0	W
1928	Nov. 10	The Citadel	13-0	W
1929	Nov. 2	Wake Forest	12-0	W
1930	Oct. 18	Davis & Elkins	7-7	T
1931	Oct. 31	Wofford	20-0	W
1932	Nov. 12	South Carolina	14-0	W
1933	Oct. 28	Mercer	6-6	T
1934	Nov. 17	South Carolina	0-2	L
1935	Nov. 2	The Citadel	35-0	W
1936	Nov. 14	South Carolina	23-6	W
1937*	Oct. 9	North Carolina State	7-7	T
1938	Oct. 15	The Citadel	6-9	L
1939*	Oct. 6	Georgia	20-0	W
1940	Oct. 26	Davidson	40-7	W
1941	Nov. 8	George Washington	13-6	W
1942	Nov. 7	The Citadel	20-6	W
1943-45 (No Homecoming Games)				
1946	Nov. 28	Davidson	7-13	L
1947	Nov. 8	Clemson	7-35	L
1948	Oct. 30	Florida	14-39	L
1949	Nov. 19	Clemson	21-28	L
1950	Oct. 21	The Citadel	21-7	W
1951	Nov. 17	Clemson	14-34	L
1952	Oct. 4	South Carolina	7-27	L
1953	Oct. 24	Davidson	34-0	W
1954	Oct. 16	The Citadel	31-20	W
1955	Oct. 29	North Carolina State	7-33	L
1956	Nov. 3	South Carolina	6-13	L
1957	Nov. 16	Tennessee-Chattanooga	0-34	L
1958	Nov. 8	South Carolina	7-32	L
1959	Oct. 17	George Washington	24-0	W
1960	Oct. 29	Mississippi College	33-20	W
1961*	Oct. 14	Samford	21-14	W
1962*	Oct. 13	Samford	7-14	L
1963	Sept. 28	George Washington	29-14	W
1964	Oct. 17	Presbyterian	28-6	W
1965	Nov. 6	George Washington	7-24	L
1966	Oct. 22	Newberry	29-7	W
1967	Oct. 14	Richmond	14-42	L
1968	Oct. 5	The Citadel	12-31	L
1969	Oct. 4	Carson-Newman	21-21	T
1970	Oct. 31	East Carolina	0-7	L
1971	Oct. 16	Davidson	41-6	W
1972	Oct. 28	East Carolina	21-27	L
1973	Oct. 20	VMI	19-13	W
1974	Oct. 26	Wofford	21-10	W
1975	Oct. 18	Holy Cross	21-14	W
1976	Oct. 30	William & Mary	23-7	W
1977	Oct. 22	Appalachian State	28-20	W
1978	Nov. 18	The Citadel	17-13	W
1979	Nov. 10	Western Carolina	23-14	W
1980	Nov. 8	Davidson	21-7	W
1981	Oct. 31	Marshall	35-3	W
1982	Nov. 6	James Madison	17-10	W
1983	Nov. 5	East Tennessee State	28-10	W
1984	Nov. 10	Central Florida	42-6	W
1985	Oct. 26	Appalachian State	21-7	W
1986	Nov. 1	Presbyterian	45-31	W
1987	Oct. 17	Appalachian State	8-16	L
1988	Oct. 29	Western Carolina	31-0	W
1989	Nov. 5	Tennessee-Chattanooga	27-17	W
1990	Oct. 27	Western Carolina	42-9	W
1991	Nov. 2	East Tennessee State	52-23	W
1992	Nov. 7	Western Carolina	27-29	W
1993	Nov. 13	Marshall	17-3	L
1994	Nov. 5	Georgia Southern	26-31	L
1995	Nov. 11	Marshall	6-31	L
1996	Oct. 19	The Citadel	35-25	W
1997	Oct. 25	East Tennessee State	28-58	L
1998	Oct. 17	The Citadel	24-25	L

HOMECOMING SUMMARY

Manly Field (1925-35)	7	1	2	.750
Sirrine Stadium (1936-80)	23	17	2	.571
Paladin Stadium (1981-)	12	6	0	.667
Totals	42	24	4	.628

FURMAN NCAA I-AA PLAYOFF RECORDS



NCAA I-AA National Champion 1988 ▲ Southern Conference Champions 1978, '80, '81, '82, '83, '85, '88, '89, '90

TEAM RECORDS

RUSHING

Most Attempts

Furman: 59 vs. William & Mary, 1989.
Opponent: 60 by Youngstown State, 1989.

Fewest Attempts

Furman: 27 vs. Western Carolina, 1983.
Opponent: 8 by Rhode Island, 1985.

Most Yards

Furman: 334 vs. Youngstown State, 1989.
Opponent: 302, Marshall, 1996.

Fewest Yards

Furman: -9 vs. Marshall, 1996.
Opponent: 15 by Rhode Island, 1985.

Most Touchdowns

Furman: 8 vs. Rhode Island, 1985.
Opponent: 7, Marshall, 1996.

PASSING

Most Attempts

Furman: 25 vs. Marshall, 1996.
Opponent: 90 by Rhode Island, 1985.

Fewest Attempts

Furman: 9 vs. Youngstown State, 1989.
Opponent: 15 by Eastern Kentucky, 1986.

Most Completions

Furman: 18 vs. Marshall, 1996.
Opponent: 45 by Rhode Island, 1985.

Fewest Completions

Furman: 4 vs. Youngstown State, 1989.
Opponents: 5 by Georgia Southern, 1988.
5 by South Carolina State, 1982.

Most Yards

Furman: 292 vs. Eastern Kentucky, 1990.
Opponent: 532 by Rhode Island, 1985.

Fewest Yards

Furman: 55 vs. Idaho, 1988.
Opponent: 61 by South Carolina State, 1982.

Most Passes Had Intercepted

Furman: 3 by Western Carolina, 1983.
3 by Eastern Kentucky, 1986.
3 by Youngstown State, 1989.
3 by Stephen F. Austin, 1989.
Opponent: 7 vs. Rhode Island, 1985.

TOTAL OFFENSE

Most Attempts

Furman: 75 vs. Stephen F. Austin, 1989.
Opponent: 114 by Nevada, 1990.

Fewest Attempts

Furman: 51 vs. Youngstown State, 1989.
Opponent: 60 by William & Mary, 1989.

Most Yards

Furman: 586 vs. Eastern Kentucky, 1990.
Opponent: 640 by Georgia Southern, 1985.

Fewest Yards

Furman: 136 vs. Marshall, 1996.
Opponent: 198 by Georgia Southern, 1988.

SCORING

Most Points

Furman: 59 vs. Rhode Island, 1985.
Opponent: 54 by Marshall, 1996.

Fewest Points

Furman: 0 vs. South Carolina State, 1982.
0 vs. Marshall, 1996.
Opponent: 7 by Delaware, 1988.
7 by Idaho, 1988.

Most Combined Points

86 (Georgia Southern 44, Furman 42), 1985.

Fewest Combined Points

17 (South Carolina State 17, Furman 0), 1982.

KICK SCORING

Most Field Goals Attempted

Furman: 3 vs. Eastern Kentucky, 1990.
Opponent: 5 by Eastern Kentucky, 1986.

Most Field Goals Made

Furman: 2 vs. Delaware, 1988.
Opponent: 3 by Georgia Southern, 1985.
3 by Eastern Kentucky, 1986.
3 by Youngstown State, 1989.
3 by Northern Arizona, 1996.

Most Extra Points Attempted

Furman: 8 vs. Rhode Island, 1985.
Opponent: 7 by Marshall, 1996.

Most Extra Points Made

Furman: 8 vs. Rhode Island, 1985.
Opponent: 7 by Marshall, 1996.

FIRST DOWNS

Most First Downs

Furman: 28 vs. Georgia Southern, 1985.
Opponent: 32 by Northern Arizona, 1996.

Fewest First Downs

Furman: 6 vs. Marshall, 1996.
Opponent: 14 by Georgia Southern, 1988.

TURNOVERS

Most Fumbles Lost

Furman: 3 vs. South Carolina State, 1982.
Opponent: 2 by Rhode Island, 1985.
2 by Youngstown State, 1989.
2 by Nevada, 1990.

Most Turnovers

Furman: 5 vs. South Carolina State, 1982.
Opponent: 9 by Rhode Island, 1985.

PENALTIES

Most Yards Penalized

Furman: 67 vs. Nevada, 1990.
Opponent: 101 by Nevada, 1990.

Fewest Yards Penalized

Furman: 10 vs. Idaho, 1988.
Opponent: 26 by Eastern Kentucky, 1990.

PUNTS

Most Punts

Furman: 10 vs. Western Carolina, 1983.
Opponent: 9 by Marshall, 1988.

Fewest Punts

Furman: 2 vs. Youngstown State, 1989.
2 vs. Eastern Kentucky, 1990.
Opponent: 1 by Marshall, 1996.

DEFENSE


Most Quarterback Sacks

Furman: 5 vs. William & Mary, 1989.
Opponent: 7 by Marshall, 1996.

ATTENDANCE

Largest Crowd

Home: 13,865 vs. South Carolina State, 1982.
Neutral: 9,714 vs. Georgia Southern, 1988.
Away: 16,820 vs. Marshall, 1988.



Carl Tremble's 140-yard rushing performance in a 45-17 win over Eastern Kentucky in 1990 is a Furman playoff game record.



FURMAN NCAA I-AA PLAYOFF RECORDS

NCAA I-AA National Champion 1988 ▲ Southern Conference Champions 1978, '80, '81, '82, '83, '85, '88, '89, '90

INDIVIDUAL RECORDS

RUSHING

Most Attempts

Furman: 26, Billy Stockdale vs. Nevada, 1990.
Opponent: 30, Archie Amerson, Northern Arizona, 1996.

Most Yards

Furman: 140, Carl Tremble vs. Eastern Kentucky, 1990.
Opponent: 206, Archie Amerson, Northern Arizona, 1996.

Most Touchdowns

Furman: 4, John Bagwell vs. Georgia Southern, 1985.
Opponent: 4, Ray Whalen, Nevada, 1990.

Longest Rush

Furman: 63, John Bagwell vs. Delaware, 1988.
Opponent: 52, Gerald Harris, Georgia Southern, 1985.
52, Eric Thomas, Marshall, 1996.

PASSING

Most Attempts

Furman: 33, David Charpia vs. Western Carolina, 1983.
Opponent: 78, Tom Ehrhardt, Rhode Island, 1985.

Most Completions

Furman: 15, David Charpia vs. South Carolina State, 1982.
Opponent: 39, Tom Ehrhardt, Rhode Island, 1985.

Most Yards

Furman: 292, Frankie DeBusk vs. Eastern Kentucky, 1990.
Opponent: 494, Tom Ehrhardt, Rhode Island, 1985.

Most Touchdowns

Furman: 4, Bobby Lamb vs. Rhode Island, 1985.
Opponent: 4, Tracy Ham, Georgia Southern, 1985.

Most Interceptions

Furman: 3, David Charpia vs. Western Carolina, 1983.
3, Chris Speaks vs. Eastern Kentucky, 1986.
3, Patrick Baynes vs. Youngstown State, 1989.
3, Patrick Baynes vs. Stephen F. Austin, 1989.
Opponent: 6, Tom Ehrhardt, Rhode Island, 1985.

Longest Pass Play

Furman: 80, Frankie DeBusk to John Whitmire vs. Eastern Kentucky, 1990.
Opponent: 63, John Gregory to Mike Barber, Marshall, 1988.

TOTAL OFFENSE

Most Attempts

Furman: 40, Patrick Baynes vs. Stephen F. Austin, 1989.
Opponent: 80, Tom Ehrhardt, Rhode Island, 1985.

Most Yards

Furman: 305, Frankie DeBusk vs. Eastern Kentucky, 1990.
Opponent: 509, Tracy Ham, Georgia Southern, 1985.

Most Touchdown Responsibilities

Furman: 4, Bobby Lamb vs. Rhode Island, 1985.
4, John Bagwell vs. Georgia Southern, 1985.
Opponent: 4, Tracy Ham, Georgia Southern, 1985.
4, Ray Whalen, Nevada, 1990.

SCORING

Most Points

Furman: 24, John Bagwell vs. Georgia Southern, 1985.
Opponent: 24, Ray Whalen, Nevada, 1990.

Most Touchdowns

Furman: 4, John Bagwell vs. Georgia Southern, 1985.
Opponent: 4, Ray Whalen, Nevada, 1990.

KICK SCORING

Most Points

Furman: 11, Keven Esval vs. Rhode Island, 1985.
Opponent: 12, Tim Foley, Georgia Southern, 1985.

Most Extra Points Attempted

Furman: 8, Keven Esval vs. Rhode Island, 1985.
Opponent: 7, Tim Openlander, Marshall, 1996.

Most Extra Points Made

Furman: 8, Keven Esval, Rhode Island, 1985.
Opponent: 7, Tim Openlander, Marshall, 1996.

Most Field Goals Attempted

Furman: 3, Glen Connally vs. Eastern Kentucky, 1990.
Opponent: 5, Dale Dawson, Eastern Kentucky, 1986.

Most Field Goals Made

Furman: 2, Glen Connally vs. Delaware, 1988.
Opponent: 3, Dale Dawson, Eastern Kentucky, 1986.
3, Tim Foley, Georgia Southern, 1985.
3, Robert Fozkos, Youngstown State, 1989.
3, Jim Jagodzinski, Northern Arizona, 1996.

Longest Field Goals

Furman: 42, Mike Wood vs. Eastern Kentucky, 1986.
Opponent: 55, David Cool, Georgia Southern, 1988.

RECEIVING

Most Receptions

Furman: 6, Robert Capers vs. South Carolina State, 1982.
Opponent: 15, Ross Ortega, Nevada, 1990.

Most Yards

Furman: 153, Donald Lipscomb vs. Eastern Kentucky, 1990.
Opponent: 247, Ross Ortega, Nevada, 1990.

Most Touchdowns

Furman: 2, Chas Fox vs. Boston University, 1983.
2, Kirk Burnett vs. Rhode Island, 1985.
2, Jody Wade vs. Northern Arizona, 1996.
Opponent: 2, Bill Brooks, Boston University, 1983.
2, Frank Johnson, Georgia Southern, 1985.
2, Randy Moss, Marshall, 1996.

KICKOFF RETURNS

Most Returns

Furman: 5, Mark Rudder vs. Georgia Southern, 1985.
Opponent: 8, Gerry Williams, Rhode Island, 1985.

Most Yards

Furman: 157, Mark Rudder vs. Rhode Island, 1985.
Opponent: 142, Gerry Williams, Rhode Island, 1985.

Longest Return

Furman: 90, Mark Rudder vs. Rhode Island, 1985.
Opponent: 86, Doug Haynes, Rhode Island, 1985.

PUNT RETURNS

Most Returns

Furman: 3 by six players
Opponent: 6, Marc Sydnor, Delaware, 1988.

Most Yards

Furman: 31, Pat Turner vs. Delaware, 1988.
Opponent: 38, Danny Copeland, Eastern Kentucky, 1986.

Longest Return

Furman: 16, Jeff Coleman vs. Youngstown State, 1989.
Opponent: 42, Danny Copeland, Eastern Kentucky, 1986.

DEFENSE

Most Sacks

Furman: 3, Dean Williams vs. Youngstown State, 1989.
3, Kelly Fletcher vs. William & Mary, 1989.
3, Bryan Dailer vs. Northern Arizona, 1996.
Opponent: 2 by four players

INTERCEPTIONS

Most Interceptions

Furman: 2 by four players
Opponent: 2 by three players

Longest Return

Furman: 35, Pat Turner vs. Idaho, 1988.
Opponent: 58, Alan Neal, South Carolina State, 1982.

PUNTING

Most Punts

Furman: 10, Mark Bridgman vs. Western Carolina, 1983.
Opponent: 9, Greg Supsura, Marshall, 1988.

Longest Punt

Furman: 59, Chris Wade vs. Nevada, 1990.
Opponent: 66, Tim Healy, Georgia Southern, 1988.

1988 NCAA I-AA NATIONAL CHAMPIONSHIP



NCAA I-AA National Champion 1988 ▲ Southern Conference Champions 1978, '80, '81, '82, '83, '85, '88, '89, '90

FURMAN 17, GEORGIA SOUTHERN 12

December 17, 1988, Milton Holt Arena, Attendance: 9,714

POCATELLO, IDAHO — Nowhere in the pre-season Top 20 and picked to finish fourth in the Southern Conference, the Furman Paladins capped the greatest season in school football history by downing Georgia Southern 17-12 on national television to win the 1988 NCAA I-AA national championship.

With memories of the 44-42 loss to the Eagles in the 1985 championship game on the minds of many, Furman, and in particular the Paladin defense, saw to it that there would be no miracle comeback for Georgia Southern this time around. An interception by Jeff Blankenship in the game's final seconds made sure of it, as did the Paladins' control of the line of scrimmage, as Furman effectively shut down one of the nation's leading ground game, limiting Georgia Southern to just 134 yards rushing and 198 total yards.

Despite being outclassed on both sides of the football, the Eagles hung tough with superior special teams play, which nearly delivered to Georgia Southern at third national championship in four years.

Furman went to the air with success on the game's first play. Disguising an option to the right side, Paladin quarterback Frankie DeBusk rolled back at the last second and hit a wide open Donald Lipscomb for a 48-yard gain to the Eagle 32. Three players later, however, the Paladins turned it over when tailback John Bagwell fumbled while attempting a simple shift of the football in his arms.

Starting at its 27, Georgia Southern moved 36 yards in nine plays to the Furman 37. From there the Eagles got on the board first when David Cool split the uprights from 55 yards out to put Georgia Southern ahead 3-0 with 7:13 to go in the first quarter.


On its second possession, Furman flexed its offensive muscle with strong running and timely passing en route to its first score. Moving 88 yards in 13 plays, the Paladins proved they could handle the Eagles up front. A 19-yard strike from Frankie DeBusk to tight end Greg Key and Glen Connally's PAT gave the Paladins a 7-3 lead with 0:54 to go in the opening period.

Early in the second quarter the Paladins failed to convert on two excellent scoring opportunities. Following a Jeff Blankenship interception at the Georgia Southern 13, Furman turned to tailback Bobby Daugherty, who promptly ripped 11 yards out of the heart of Southern's defense. The Paladins would get no closer, however, as Furman lost 11 yards on the next two plays and then suffered its second turnover when Frankie DeBusk's pass was picked off in the end zone by the Eagles' Kevin Whitley.

Thanks to solid defensive work, including a tackle by Dean Williams for a loss of seven yards, and a short Eagle punt, Furman opened its next drive at the Georgia Southern 42. Using an 8-yard run by Dwight Sterling and a 22-yard burst by Daugherty, the Paladins advanced to the Eagle 9, but Georgia Southern's defense again stiffened and turned the Paladins away when the Eagles' Mark Giles blocked Glen Connally's 27-yard field goal attempt.

After Georgia Southern missed a 48-yard field goal try, Furman was able to stretch its lead to 10-3 with a 36-yard field goal by Glen Connally with barely over a minute remaining in the first half.

There were only three possessions in the third stanza and two of them netted points. On its first series of the second half, Georgia Southern used 16 plays to move just 29 yards, but that was good enough for



Furman turned the tables on Georgia Southern in 1988 with a 17-12 win over the Eagles to claim the NCAA I-AA national championship.

placekicker David Cool, who knocked home his second field goal of the contest, this time from 48 yards out to cut Furman's lead to 10-6 at the 5:07 juncture.

Furman answered the Eagle score by marching 80 yards behind the running of fullback Dwight Sterling and tailback John Bagwell. A 24-yard run by Sterling on the drive's second play carried the Paladins to their 49. From there Furman turned primarily to Bagwell, who on three carries netted 31 yards. From the Eagle 8, the Paladins called Sterling's number twice, and on his second attempt, behind a solid block from center Steve Duggan, he scored on a 5-yard dive up the middle. The PAT with 0:38 to go in the quarter increased Furman's lead to 17-6.

What appeared to be a safe lead with the nation's best defense was quickly placed in jeopardy early in the fourth quarter when the Eagles' Mark Giles blocked a Bruce Leicht punt and returned it 30 yards for a touchdown with 12:24 to go. Georgia Southern's critical two-point conversion pass failed, but Furman's lead was only 17-12.

With momentum, Georgia Southern stuffed Furman on its next two possessions and took over at the Paladin 40 with 7:14 to go following a short punt. Moving in for what looked like the go-ahead score, the Eagles, who in 1985 made all the key plays down the stretch in a win over Furman, committed a huge mistake when quarterback Raymond Gross failed to tuck the ball away on an option keeper. Hit by defensive end Kelly Fletcher, Gross watched the ball squirt loose and Furman's Wade Sexton recover it at the 2-yard line.

Its life again spared by its defense, Furman turned to its offense to work out the hole. In two plays the Paladin front cleared the way for fullback Billy Stockdale, who reeled off runs of 11 and 17 yards to Furman 30. From the 38, Bruce Leicht came through with his biggest punt of the game, a 48-yarder to the Eagle 14.

With the clock winding down, Georgia Southern turned to the air, but there to stop him was a Furman

defense that smelled victory. After an exchange of possessions, the Eagles got one last chance, but All-America linebacker Jeff Blankenship slammed the door by stepping in front of a Raymond Gross pass at the Eagle 33 to preserve the win and give Furman its first national championship.

Notes: Freshman nose guard Allen Edwards was brilliant in the second start of his career, recording five tackles and a hit-for-loss against two-time Eagle All-America Dennis Franklin. Approximately 800 Furman fans accompanied the team on the over 2,000-mile trip to Pocatello. The national championship was the first by a Southern Conference team. On Jan. 16, 1989, Greenville honored the national championship Paladins with a parade in downtown Greenville that was attended by approximately 20,000 people, including Governor Carroll Campbell, former governor Richard Riley, and United States Senator Strom Thurmond. On Feb. 15, 1989, Furman's national championship team was honored by a joint session of the South Carolina General Assembly and by visiting President George Bush.

FURMAN	7	3	7	0	—	17
GA. SOUTHERN	3	0	3	6	—	12

GS —	David Cool 55 FG 7:13-1Q
F —	Greg Key 19 pass from Frankie DeBusk (Glen Connally kick) 9:54-1Q
F —	Glen Connally 36FG 1:09-2Q
GS —	David Cool 48 FG 5:07-3Q
F —	Dwight Sterling 5 run (Glen Connally kick) 0:38-3Q
GS —	Mark Giles 30 return of blocked punt (pass failed) 12:24-4Q

Rushing: F — Sterling 12-70, Bagwell 14-67, Daugherty 8-61, Stockdale 8-44. GS — Ross 15-58, Gross 27-50, Johnson 4-14, Thompson 3-4.

Passing: F — DeBusk 7-11-1-124. GS — Gross 5-17-2-64.

Receiving: F — Lipscomb 3-58, Swilling 1-26, Key 1-19, Bagwell 1-14. GS — Belser 2-26, Worsham 2-25, Johnson 1-13.

Defense: F — Blankenship 13, Kendrick 12, Fletcher 11. GS — Smith 15, Alford 14, Sharpe 12.

	F	GS
First Downs	17	14
Rushing	54-231	52-134
Passing	124	64
C/A/I	7-11-1	5-17-2
Total Offense	335	198
Fumbles-Lost	2-1	5-1
Penalties	5-34	3-27
Punts	5-32.2	4-47.3
Possession Time	33:09	26:51
Third Down Conversions	3-13	3-16
Sacks By-Yards	4-19	3-13



FURMAN NCAA POLL HISTORY

NCAA I-AA National Champion 1988 ▲ Southern Conference Champions 1978, '80, '81, '82, '83, '85, '88, '89, '90

1982

- 1) Eastern Kentucky
- 2) Louisiana Tech
- 3) Delaware
- 4) Tennessee State
- 5) Eastern Illinois
- 6) **FURMAN**
- 7) South Carolina State
- 8) Jackson State
- 9) Colgate
- 10) Grambling
- 11) Idaho
- 12) Northeast Louisiana
- 13) Holy Cross
- 14) Bowling Green
- 15) Boise State
- 16) Western Michigan
- 17) Tenn.-Chattanooga
- 18) Northwest Louisiana
- 19) Montana
- 20) Lafayette

1983


- 1) Southern Illinois
- 2) **FURMAN**
- 3) Holy Cross
- 4) North Texas State
- 5) Indiana State
- 6) Eastern Illinois
- 7) Colgate
- 8) Eastern Kentucky
- 9) Western Carolina
- 10) Grambling
- 11) Nevada-Reno
- 12) Idaho State
- 13) Northeast Louisiana
- 14) Boston University
- 15) Jackson State
- 16) M. Tennessee State
- 17) Tennessee State
- 18) South Carolina State
- 19) Mississippi Valley
- 20) New Hampshire

1984

- 1) Alcorn State
- 2) Montana State
- 3) Rhode Island
- 4) Boston University
- 5) Indiana State
- 6) Mississippi Valley
- 7) M. Tennessee State
- 8) Eastern Kentucky
- 9) Louisiana Tech
- 10) Arkansas State
- 11) New Hampshire
- 12) Richmond
- 13) Murray State
- 14) Western Carolina
- 15) Holy Cross
- 16) **FURMAN**
- 17) Tenn.-Chattanooga
- 18) Northern Iowa
- 19) Delaware
- 20) McNeese State

1985

- 1) M. Tennessee State
- 2) **FURMAN**
- 3) Nevada-Reno
- 4) Northern Iowa
- 5) Idaho
- 6) Arkansas State
- 7) Rhode Island
- 8) Grambling
- 9) Georgia Southern
- 10) Akron
- 11) Eastern Washington
- 12) Appalachian State
- 13) Delaware State
- 14) Louisiana Tech
- 15) Jackson State
- 16) William & Mary
- 17) Murray State
- 18) Richmond
- 19) Eastern Kentucky
- 20) Alcorn State



Furman has earned national rankings in 14 of 17 seasons since the Southern Conference was reclassified to NCAA I-AA in 1982.

1986

- 1) Nevada-Reno
- 2) Arkansas State
- 3) Eastern Illinois
- 4) Georgia Southern
- 5) Holy Cross
- 6) Appalachian State
- 7) Pennsylvania
- 8) William & Mary
- 9) Jackson State
- 10) Eastern Kentucky
- 11) Sam Houston State
- 12) Nicholls State
- 13) Delaware
- 14) Tennessee State
- 15) **FURMAN**
- 16) Idaho
- 17) Southern Illinois
- 18) Murray State
- 19) Connecticut
- 20) North Carolina A&T

1988

- 1) Idaho
- 2) Georgia Southern
- 3) Western Illinois
- 4) **FURMAN**
- 5) Jackson State
- 6) Marshall
- 7) Eastern Kentucky
- 8) Northwestern State
- 9) Stephen F. Austin
- 10) Massachusetts
- 11) North Texas State
- 12) Boise State
- 13) Western Kentucky
- 14) The Citadel
- 15) Delaware
- 16) Montana
- 17) M. Tennessee State
- 18) Florida A&M
- 19) Holy Cross
- 20) Grambling

1989

- 1) Georgia Southern
- 2) **FURMAN**
- 3) Stephen F. Austin
- 4) Idaho
- 5) Holy Cross
- 6) Montana
- 7) Appalachian State
- 8) Maine
- 9) S.W. Missouri State
- 10) M. Tennessee State
- 11) William & Mary
- 12) Eastern Kentucky
- 13) Grambling
- 14) Youngstown State
- 15) Eastern Illinois
- 16) Villanova
- 17) Jackson State
- 18) Connecticut
- 19) Nevada-Reno
- 20) Northern Iowa

1990

- 1) M. Tennessee State
- 2) Youngstown State
- 3) Georgia Southern
- 4) Nevada-Reno
- 5) Eastern Kentucky
- 6) S.W. Missouri State
- 7) William & Mary
- 8) Holy Cross
- 9) Massachusetts
- 10) Boise State
- 11) Northern Iowa
- 12) **FURMAN**
- 13) Idaho
- 14) Northeast Louisiana
- 15) The Citadel
- 16) Jackson State
- 17) Dartmouth
- 18) Central Florida
- 19) New Hampshire
- 20) North Carolina A&T

1991

- 1) Nevada
- 2) Eastern Kentucky
- 3) Holy Cross
- 4) Northern Iowa
- 5) Alabama State
- 6) Delaware
- 7) Villanova
- 8) Marshall
- 9) M. Tennessee State
- 10) Samford
- 11) New Hampshire
- 12) Sam Houston State
- 13) Youngstown State
- 14) Western Illinois
- 15) Weber State
- 16) James Madison
- 17) Appalachian State
- 18) Northeast Louisiana
- 19) McNeese State
- 20) **FURMAN**
- 21) The Citadel

1996

- 1) Marshall
- 2) Montana
- 3) Northern Iowa
- 4) Troy State
- 5) William & Mary
- 6) Murray State
- 7) East Tennessee State
- 8) Northern Arizona
- 9) **FURMAN**
- 10) Delaware
- 11) Jackson State
- 12) Villanova
- 13) Western Illinois
- 14) Florida A&M
- 15) Nicholls State
- 16) Eastern Illinois
- 17) New Hampshire
- 18) Youngstown State
- 19) Dartmouth
- 20) Howard

FURMAN WEEK-BY-WEEK NCAA POLL HISTORY

1982 — Sept. 20 (NR), Sept. 27 (NR), Oct. 4 (NR), Oct. 11 (NR), Oct. 18 (15th), Oct. 25 (11th), Nov. 1 (9th), Nov. 8 (7th), Nov. 15 (6th), Final (6th).

1983 — Sept. 19 (5th), Sept. 24 (5th), Oct. 3 (5th), Oct. 10 (5th), Oct. 17 (8th), Oct. 24 (8th), Oct. 31 (4th), Nov. 7 (4th), Nov. 14 (2nd), Final (2nd).

1984 — Sept. 17 (1st), Sept. 24 (1st), Oct. 1 (6th), Oct. 8 (6th), Oct. 15 (6th), Oct. 22 (12th), Oct. 29 (NR), Nov. 5 (NR), Nov. 12 (NR), Final (16th).

1985 — Sept. 23 (18th), Sept. 30 (10th), Oct. 7 (9th), Oct. 14 (5th), Oct. 21 (5th), Oct. 28 (2nd), Nov. 4 (2nd), Nov. 11 (2nd), Nov. 18 (2nd), Final (2nd).

1986 — Pre-Season (9th), Sept. 22 (3rd), Sept. 29 (3rd), Oct. 6 (11th), Oct. 13 (11th), Oct. 20 (18th), Oct. 27 (NR), Nov. 3 (NR), Nov. 10 (NR), Nov. 17 (19th), Final (15th).

1987 — Pre-Season (13th), Sept. 14 (10th), Sept. 21 (18th), Sept. 28 (NR), Oct. 5 (NR), Oct. 12 (NR), Oct. 19 (NR), Oct. 26 (NR), Nov. 2 (NR), Nov. 9 (NR), Nov. 16 (NR), Final (NR).

1988 — Pre-Season (NR), Sept. 19 (18th), Sept. 26 (15th), Oct. 3 (11th), Oct. 10 (20th), Oct. 17 (10th), Oct. 24 (10th), Oct. 31 (10th), Nov. 7 (5th), Nov. 14 (5th), Final (4th).

1989 — Pre-Season (1st), Sept. 18 (5th), Sept. 25 (5th), Oct. 2 (4th), Oct. 9 (5th), Oct. 16 (3rd), Oct. 23 (3rd), Oct. 30 (3rd), Nov. 6 (2nd), Nov. 13 (2nd), Final (2nd).

1990 — Pre-Season (4th), Sept. 17 (1st), Sept. 24 (4th), Oct. 1 (12th), Oct. 8 (9th), Oct. 15 (8th), Oct. 22 (8th), Oct. 29 (7th), Nov. 5 (15th), Nov. 12 (13th), Final (12th).

1991 — Pre-Season (6th), Sept. 9 (6th), Sept. 16 (3rd), Sept. 23 (3rd), Sept. 30 (2nd), Oct. 7 (2nd), Oct. 14 (9th), Oct. 21 (15th), Oct. 28 (13th), Nov. 4 (11th), Nov. 11 (12th), Nov. 18 (10th), Final: (20th).

1992 — Pre-Season (NR), Sept. 14 (19th), Sept. 21 (13th), Sept. 28 (NR), Oct. 5 (NR), Oct. 12 (NR), Oct. 19 (NR), Oct. 26 (NR), Nov. 2 (NR), Nov. 9 (NR), Nov. 16 (NR), Nov. 23 (NR).

1996 — Pre-Season (19th), Sept. 2 (19th), Sept. 9 (21st), Sept. 16 (20th), Sept. 23 (18th), Sept. 30 (14th), Oct. 7 (13th), Oct. 14 (11th), Oct. 21 (8th), Oct. 28 (14th), Nov. 4 (15th), Nov. 11 (12th), Nov. 18 (15th), Nov. 25 (12th), Final: (9th).

1997 — Pre-Season (16th), Sept. 1 (13th), Sept. 8 (10th), Sept. 15 (18th), Sept. 22 (18th), Sept. 29 (18th), Oct. 6 (NR), Oct. 13 (22nd), Oct. 20 (19th), Oct. 27 (NR), Nov. 3 (NR), Nov. 10 (NR), Nov. 17 (NR), Nov. 24 (NR), Final (NR).

1998 — Pre-Season (NR), Sept. 12 (NR), Sept. 19 (NR), Sept. 26 (NR), Oct. 3 (25th), Oct. 10 (T20th), Oct. 17 (24th), Oct. 24 (NR), Oct. 31 (NR), Nov. 7 (NR), Nov. 14 (NR), Nov. 21 (NR), Final (NR).

FURMAN VERSUS ALL OPPONENTS



NCAA I-AA National Champion 1988 ▲ Southern Conference Champions 1978, '80, '81, '82, '83, '85, '88, '89, '90

Opponent	G	W	L	T	First Game	Last Game
Alabama	5	0	5	0	0-20, 1924	0-51, 1960
Appalachian State	28	18	7	3	0-0, 1971	13-26, 1998
Army	5	0	5	0	0-54, 1930	0-81, 1955
Auburn	3	0	3	0	6-26, 1946	0-41, 1956
Bailey	2	2	0	0	59-0, 1913	57-0, 1914
Bingham	3	2	1	0	0-12, 1896	20-6, 1915
Boston University	1	1	0	0	35-16, 1983	35-16, 1983
Bucknell	4	0	4	0	0-12, 1933	6-28, 1938
Carson-Newman	6	4	1	1	21-21, 1969	52-7, 1983
Central Florida	1	1	0	0	42-6, 1984	42-6, 1984
Centre	2	2	0	0	7-6, 1933	7-6, 1934
Charleston Athletic Asso.	1	0	0	1	5-5, 1902	5-5, 1902
Charleston YMCA	1	1	0	0	10-0, 1896	10-0, 1896
The Citadel	78	47	28	3	0-75, 1913	24-25, 1998
Clemson	53	10	39	4	6-14, 1896	0-33, 1998
Clemson "B"	1	1	0	0	7-2, 1913	7-2, 1913
Clemson "C"	1	1	0	0	40-0, 1913	40-0, 1913
College of Charleston	2	2	0	0	38-0, 1913	30-0, 1913
Connecticut	2	2	0	0	35-24, 1991	26-17, 1993
Davidson	54	39	15	0	6-0, 1902	58-3, 1987
Davis-Elkins	2	1	0	1	7-7, 1930	19-0, 1932
Delaware	1	1	0	0	21-7, 1988	21-7, 1988
Duke	3	2	1	0	0-96, 1891	6-0, 1928
East Carolina	14	3	11	0	29-8, 1961	17-10, 1976
Eastern Kentucky	2	1	1	0	10-23, 1986	45-17, 1990
East Tennessee State	25	19	6	0	13-7, 1957	19-22, 1998
Elon	2	2	0	0	33-0, 1920	38-20, 1997
Erskine	16	14	0	2	60-0, 1915	40-0, 1940
Florida	8	2	6	0	7-6, 1922	3-27, 1990
Florida State	10	2	8	0	9-0, 1952	10-41, 1987
Frederick	1	1	0	0	51-14, 1965	51-14, 1965
Georgetown	1	0	1	0	20-0, 1924	0-20, 1924
George Washington	15	6	8	1	0-7, 1938	28-49, 1966
Georgia	23	2	21	0	8-22, 1893	0-40, 1950
Georgia Southern	9	2	7	0	42-44, 1985	17-42, 1998
Georgia Tech	14	2	9	3	0-17, 1901	3-37, 1993
Guilford	2	2	0	0	49-28, 1970	42-14, 1971
Holy Cross	1	1	0	0	21-14, 1975	21-14, 1971
Idaho	1	1	0	0	38-7, 1988	38-7, 1988
James Madison	2	2	0	0	30-14, 1981	17-10, 1982
Lehigh	2	2	0	0	27-15, 1965	38-15, 1967
Lenoir-Rhyne	2	2	0	0	52-20, 1973	14-10, 1974
Liberty	3	3	0	0	38-14, 1981	31-13, 1992
Louisville	1	0	1	0	14-35, 1973	14-35, 1973
Marshall	23	15	8	0	18-13, 1938	0-54, 1996
Mars Hill	2	2	0	0	42-0, 1967	34-10, 1985

Opponent	G	W	L	T	First Game	Last Game
Maryville	1	0	1	0	19-26, 1914	19-26, 1914
Memphis State	1	1	0	0	7-6, 1961	7-6, 1961
Mercer	12	6	4	2	0-39, 1914	20-9, 1936
Miami (Fla.)	3	1	2	0	38-7, 1927	13-51, 1954
Mississippi	1	1	0	0	7-2, 1924	7-2, 1924
Mississippi College	7	5	2	0	33-20, 1960	38-17, 1970
Nevada	2	1	1	0	35-12, 1985	35-42, 1990
Newberry	27	22	5	0	7-16, 1913	42-0, 1988
North Carolina	4	0	4	0	0-10, 1902	0-28, 1992
North Carolina State	16	8	4	4	0-0, 1902	42-20, 1985
Northern Arizona	1	1	0	0	42-31, 1996	42-31, 1996
Oglethorpe	9	6	3	0	13-0, 1919	13-6, 1938
Ohio	1	0	1	0	6-15, 1940	6-15, 1940
Parsons	1	0	1	0	6-20, 1966	6-20, 1966
Penn State	1	0	1	0	0-36, 1958	0-36, 1958
Piedmont	1	1	0	0	69-0, 1935	69-0, 1935
Presbyterian	48	36	11	1	65-0, 1913	43-7, 1992
Rhode Island	1	1	0	0	59-15, 1985	59-15, 1985
Richmond	22	7	15	0	0-13, 1922	13-19, 1977
Riverside	1	0	1	0	6-7, 1913	6-7, 1913
St. Albans	1	0	0	1	0-0, 1902	0-0, 1902
Samford	8	3	5	0	21-14, 1961	34-24, 1998
South Carolina	47	20	26	1	44-0, 1892	28-23, 1982
South Carolina State	14	10	4	0	0-17, 1982	27-19, 1998
Southwestern Louisiana	1	0	1	0	16-27, 1976	16-27, 1976
Stephen F. Austin	1	0	1	0	19-21, 1989	19-21, 1989
Stetson	2	0	2	0	20-21, 1951	14-25, 1952
Tampa	4	0	3	1	7-7, 1960	13-39, 1967
Tennessee	2	0	2	0	6-32, 1941	7-52, 1942
Tennessee-Chattanooga	27	15	12	0	0-15, 1928	31-28, 1998
Tennessee Tech	2	1	1	0	5-17, 1975	17-7, 1976
Vanderbilt	2	1	1	0	14-13, 1963	10-17, 1978
Villanova	1	0	1	0	0-20, 1957	0-20, 1957
Virginia	1	1	0	0	13-10, 1923	13-10, 1923
VMI	27	19	8	0	7-26, 1946	51-14, 1998
Virginia Tech	4	0	4	0	7-20, 1939	6-20, 1947
Wake Forest	18	11	7	0	7-6, 1917	13-24, 1977
Washington & Lee	5	2	3	0	20-15, 1925	7-25, 1951
Western Carolina	26	15	9	2	21-14, 1971	31-7, 1998
West Virginia	4	1	3	0	7-18, 1951	7-38, 1963
William & Mary	13	6	7	0	8-7, 1959	26-28, 1994
Wofford	72	42	23	7	1-5, 1889	20-40, 1998
Youngstown State	1	1	0	0	42-23, 1989	42-23, 1989
2nd Development Regiment	1	0	1	0	7-13, 1918	7-13, 1918
48th Infantry	2	2	0	0	26-0, 1918	20-7, 1918

FURMAN MILESTONE POINTS

Point	Point of Game	Player	Position	Play	Year	Opponent	Score	Site
1	1st					Wofford	1-5	A
1,000	5th	John Lamright	QB	TD	1918	48th Infantry	20-7	H
2,000	8th	George Dempsey	FB	TD	1922	Clemson	20-6	H
3,000	10th	Joel Deery	HB	TD	1929	Erskine	19-6	H
4,000	7th	Bob King	LE	TD	1935	Clemson	8-6	H
5,000	1st	Charlie Johnson	HB	TD	1947	Georgia	7-13	A
6,000	7th	Gus Pringels	PK	PAT	1954	North Carolina State	7-6	A
7,000	1st	Riley Cordell	PK	FG	1962	Clemson	3-44	H
8,000	7th	Jim Newmeyer	PK	PAT	1969	Presbyterian	14-12	A
9,000	17th	Larry Robinson	RB	TD	1973	The Citadel	21-26	A
10,000	4th	Mark Stowers	RB	TD	1978	Marshall	42-12	A
11,000	7th	Tim Tanguay	PK	PAT	1982	Appalachian State	27-21	A
12,000	25th	Chas Fox	WR	TD	1984	Central Florida	42-6	H
13,000	7th	Mike Wood	PK	PAT	1987	Marshall	42-36	H
14,000	40th	Carl Tremble	TB	TD	1989	Youngstown State	42-23	H
15,000	9th	Tate Waters	TE	TD	1992	Western Carolina	27-29	H
16,000	20th	Jason Wells	PK	PAT	1996	Appalachian State	20-14	A



FURMAN YEAR-BY-YEAR, MILESTONE GAMES

NCAA I-AA National Champion 1988 ▲ Southern Conference Champions 1978, '80, '81, '82, '83, '85, '88, '89, '90

Year	W	L	T	Pts	Opp	Coach
1889	0	2	0	2	7	William Beattie
1890	2	0	0	40	2	H.C. Granger
1891	0	1	0	0	96	H.P. Young
1892	1	0	0	44	0	H.P. Young
1893	1	1	0	26	26	H.P. Young
1895	0	2	0	10	58	H.P. Young
1896	2	3	0	28	32	Sims
1900	0	2	1	5	33	Frank Spencer
1901	1	2	1	22	34	C.S. Roller
1902	4	3	4	38	56	C.S. Roller
1913	6	3	0	252	100	W.C. Farmer
1914	2	5	0	103	186	W.B. Bible
1915	5	3	0	176	185	W.B. Bible, W.L. Laval
1916	4	5	0	164	170	W.L. Laval
1917	3	5	0	59	147	W.L. Laval
1918	3	5	1	92	244	W.L. Laval
1919	6	2	1	148	141	W.L. Laval
1920	9	1	0	286	16	W.L. Laval
1921	7	2	1	288	103	W.L. Laval
1922	8	3	0	242	75	W.L. Laval
1923	9	2	0	274	47	W.L. Laval
1924	5	5	0	40	94	W.L. Laval
1925	7	3	0	116	75	W.L. Laval
1926	8	1	1	169	46	W.L. Laval
1927	10	1	0	285	59	W.L. Laval
1928	5	4	0	81	55	T.B. Amis
1929	5	4	1	126	68	T.B. Amis
1930	6	3	1	177	104	T.B. Amis
1931	5	2	2	149	49	T.B. Amis
1932	8	1	0	169	19	A.P. McLeod
1933	6	1	2	118	30	A.P. McLeod
1934	5	4	0	40	46	A.P. McLeod
1935	8	1	0	232	44	A.P. McLeod
1936	7	2	0	127	75	A.P. McLeod
1937	4	3	2	164	48	A.P. McLeod
1938	2	7	1	82	158	A.P. McLeod
1939	5	4	0	195	112	A.P. McLeod
1940	5	4	0	195	112	A.P. McLeod
1941	3	4	2	129	195	A.P. McLeod
1942	3	6	0	78	157	A.P. McLeod
1946	2	8	0	99	236	R.W. Smith
1947	2	7	0	68	205	R.W. Smith
1948	2	6	1	40	148	H.E. Smith
1949	3	6	0	122	160	H.E. Smith
1950	2	8	1	112	285	Bill Young
1951	3	6	1	192	179	Bill Young
1952	6	3	1	176	147	Bill Young
1953	7	2	0	168	100	Bill Young

Year	W	L	T	Pts	Opp	Coach
1954	5	5	0	143	196	Bill Young
1955	1	9	0	71	319	Homer Hobbs
1956	2	8	0	67	185	Homer Hobbs
1957	3	7	0	84	236	Homer Hobbs
1958	2	7	0	114	269	Bob King
1959	3	7	0	131	216	Bob King
1960	5	4	1	196	244	Bob King
1961	7	3	0	174	132	Bob King
1962	4	6	0	159	209	Bob King
1963	7	3	0	213	198	Bob King
1964	3	7	0	115	212	Bob King
1965	5	5	0	181	173	Bob King
1966	2	7	1	135	226	Bob King
1967	5	5	0	181	173	Bob King
1968	1	9	0	97	229	Bob King
1969	1	8	1	152	343	Bob King
1970	8	3	0	261	204	Bob King
1971	5	5	1	201	187	Bob King
1972	2	9	0	156	313	Bob King
1973	7	4	0	255	181	Art Baker
1974	5	6	0	129	166	Art Baker
1975	5	5	1	210	155	Art Baker
1976	6	4	1	210	155	Art Baker
1977	4	5	2	230	197	Art Baker
1978	8	3	0	322	195	Dick Sheridan
1979	5	6	0	281	313	Dick Sheridan
1980	9	1	1	284	177	Dick Sheridan
1981	8	3	0	293	210	Dick Sheridan
1982	9	3	0	290	158	Dick Sheridan
1983	10	2	1	420	137	Dick Sheridan
1984	8	3	0	356	173	Dick Sheridan
1985	12	2	0	520	231	Dick Sheridan
1986	7	3	2	338	176	Jimmy Satterfield
1987	7	4	0	314	168	Jimmy Satterfield
1988	13	2	0	360	142	Jimmy Satterfield
1989	12	2	0	430	189	Jimmy Satterfield
1990	9	4	0	425	237	Jimmy Satterfield
1991	7	4	0	363	217	Jimmy Satterfield
1992	6	5	0	258	213	Jimmy Satterfield
1993	5	5	1	247	232	Jimmy Satterfield
1994	3	8	0	253	325	Bobby Johnson
1995	6	5	0	274	261	Bobby Johnson
1996	9	4	0	335	301	Bobby Johnson
1997	7	4	0	281	223	Bobby Johnson
1998	5	6	0	267	283	Bobby Johnson
Totals	470	378	38	16,724	14,480	

FURMAN'S BIGGEST WINS

1920	Wofford	69-0
1935	Piedmont	69-0
1913	Presbyterian	65-0
1921	Newberry	63-0
1923	Erskine	63-0
1921	Wofford	62-0
1922	Erskine	67-6
1915	Erskine	60-0
1913	Bailey	59-0
1986	Davidson	59-0

FURMAN'S BIGGEST SOUTHERN CONFERENCE WINS

1983	VMI	49-0
1983	Appalachian State	49-0
1987	The Citadel	58-13
1985	The Citadel	42-0
1982	Marshall	45-7

FURMAN'S WORST LOSSES

1918	Georgia Tech	0-118
1891	Trinity (Duke)	0-96
1915	Clemson	0-94
1955	Army	0-81
1913	The Citadel	0-75
1919	Georgia Tech	0-74
1921	Georgia Tech	0-69
1946	Georgia	7-70
1969	Davidson	14-77
1918	Clemson	7-67

FURMAN'S WORST SOUTHERN CONFERENCE LOSSES

1969	Davidson	14-77
1950	Clemson	2-57
1992	Marshall	6-48
1948	Clemson	0-41
1941	Wake Forest	13-52

FURMAN HISTORICAL HIGHLIGHTS



NCAA I-AA National Champion 1988 ▲ Southern Conference Champions 1978, '80, '81, '82, '83, '85, '88, '89, '90

1889

Furman and Wofford bring football to South Carolina when the two schools meet in the state's first gridiron clash, in Spartanburg, on December 14. Wofford defeats Furman, 5-1, in a game that features no uniforms for its players, no positions, and rules formulated before the game. Described by Wofford alumnus G. Rougie ('91) in the January, 1890, issue of **Old Gold and Black**, the game "lasted one hour and half, with two fifteen-minute rests, and was won with ease by Wofford, the score being five to one. The visiting team (Furman) left on the afternoon train wiser and sadder men, having learned that though they receive instruction in their heads, not feet, at Furman, a little education of the pedal extremities is requisite to make good football players."

1890

Furman loses, 2-1, to Wofford in the first football game ever played in Greenville. Football team disbands following loss and first Furman baseball team is formed.

1891

Furman topples Wofford, 12-0, on January 24, in Spartanburg, for the school's first collegiate football victory. Coached by H.C. Granger, Furman completes sweep of Wofford with a 28-2 win in Greenville on March 21. Trinity (Duke) clobbers Furman, 96-0, in Columbia, on November 14.

1892

Furman plays South Carolina in Charleston on

Christmas Eve and wins 44-0. Furman wears purple jerseys and goes by the name of Mountaineers. Professor H.P. Young plays quarterback and serves as head coach. Furman's players average 156 pounds. At an alumni meeting headed up by James Andrews Tate of York, South Carolina, the school's colors — royal purple and white — are selected.

1893

Opposition to football is revealed in the April issue of the **Furman Journal**, which reports one foe as saying, "There are not a few people in this state who think football is proper only for 'toughs'. You boys are members of the church and ought not to do such things." Team (with 51 other students) takes train to the Augusta Exposition to play Georgia and loses 22-8.

1895

Quarterback and head coach H.P. Young suffers self-inflicted gunshot wound to his wrist and is forced to have his hand amputated. Furman drops games to South Carolina, 14-10, and Wofford, 43-0.

1896

Furman and Clemson meet on the football field for the first time, and Clemson wins, 14-6.

1897

Furman Board of Trustees abolishes all intercollegiate sports at June meeting.

1898

Furman student newspaper, **The Echo**, reports

in its October issue that tennis clubs are organized "since we are not allowed to play football." In the November issue of **The Echo**, football scores from across the nation are printed and students complain that "the problem with southern colleges is they don't advertise, don't play football, and don't teach business classes."

1900

Football resurfaces at Furman under the direction of Frank Spencer.

1902

Furman and South Carolina meet again on the football field in a game that is significant in South Carolina athletic history. After taking a 10-0 win, Furman's players — known then as Purple Fighters — hoist above their heads a garnet and black rooster with plucked tail feathers. This prompted the use of the name Gamecocks to describe South Carolina's football team, a name that was widely used by 1903.

1903

No coach can be found to direct Furman's football team; season is suspended.

1905

Furman faculty passes a new rule stating that "any student who fails an exam can't play on a varsity team." As reported in **The Echo**, the faculty's reasoning for its action centers on the poor classroom performance of athletes. "Members of many of the college's teams go to school simply to play ball, taking only a



1902 FURMAN FOOTBALL TEAM — Known as the Purple Fighters, Furman's 1902 squad went 4-3-4 with wins over North Carolina State (5-2) and South Carolina (10-0), among others. After the victory over South Carolina, Furman's players hoisted above their heads a garnet and black rooster with plucked tail feathers. In 1982 Furman plucked South Carolina again, downing the Gamecocks 28-23 in Columbia in the last gridiron meeting between the two schools.



FURMAN HISTORICAL HIGHLIGHTS

NCAA I-AA National Champion 1988 ▲ Southern Conference Champions 1978, '80, '81, '82, '83, '85, '88, '89, '90

light course and just stumbling along until ball season is over."

1913

Furman revives football under coach W.C. Farmer.

1914

W.B. Bible is named head coach.

1915

Clemson crushes Furman, 94-0. W.B. Bible resigns following 58-13 loss to Davidson and W.L. Laval is named head coach.

1916

Furman's first recruited player arrives on campus. He is Harold "Speedy" Speer of Winston-Salem, North Carolina. Greenville citizens raise enough money to pay his tuition. William Gressette rushes for school record 318 yards and scores a school record five touchdowns in 60-3 win over Erskine.

1918

Georgia Tech, under the direction of coach John Heisman, defeats Furman, 118-0, for the worst defeat in school history.

1919

Furman dedicates its new home at Manly Field with a 13-0 win over Oglethorpe, and goes on to post a 6-2-1 record and claim its first of nine state championships. Furman's 7-7 tie with Clemson at the time is

called the greatest football game ever played in Greenville.

1920

Furman defeats Clemson, 14-0, for the first time. Now known as the Purple Hurricane, Furman goes 9-1 and wins its second state championship, losing only to Georgia, 7-0.

1921

Furman makes it three straight state championships, winning its last five games en route to a 7-2-1 record.

1922

Furman posts an 8-3 mark and defeats both Florida, 7-6, and Clemson, 20-6.

1923

Manly Field's seating capacity is increased to 8,000. Furman opens the season with a 13-0 win over Virginia. Hurricane steam rolls South Carolina, 23-3, and finishes with a 9-2 record.

1924

Furman goes 5-5, but Hurricane finishes the season with three straight wins, defeating South Carolina, 10-0, Mississippi, 7-2, and Clemson, 3-0, to claim its fourth state championship.

1925

Furman goes 7-3 and cruises to its fifth state championship. Hurricane knocks off South Carolina,

2-0, and Clemson, 26-0.

1926

Norwood Cleveland wagers to walk from Athens, Georgia, to Greenville if Furman beats Georgia. Purple Hurricane edges Bulldogs, 14-7, and Cleveland's trek takes four days to complete. Furman's band meets Cleveland on his arrival in Greenville. Team posts an 8-1-1 record (among which are five shutouts) and wins its sixth straight state title. Besides the win over Georgia, Furman defeats North Carolina State, 31-0, Wake Forest, 10-0, South Carolina, 10-7, and Clemson, 30-0.

1927


Considered by many to be one of the finest teams in school history, W.L. "Billy" Laval's Purple Hurricane, nicknamed the "30-Mule Team", goes 10-1 and defeats Miami, 38-7, in the forerunner of the Orange Bowl. On Miami trip, team spends time at the beach, where it has a picture taken with two sports heroes of the time: Gene Sarazen and Gene Tunney. In addition to win over Miami, season features triumphs over Duke (13-7), North Carolina State (20-0), Wake Forest (53-0), South Carolina (34-0), and Clemson (28-0). In all, Furman notches seven shutouts and seventh state title.

1928

T.B. Amis succeeds W.L. Laval as head coach.

1929

Furman tops Erskine, 19-6, in the first night game



Nicknamed the "30-Mule Team", W.L. Laval's 1927 Furman Purple Hurricane is arguably the greatest team in Furman football history. The Hurricane went 10-1 and defeated Miami, 38-7, in the forerunner of the Orange Bowl. Other wins that season came over Duke (13-7), North Carolina State (20-0), Wake Forest (53-0), South Carolina (34-0), and Clemson (28-0). In all, Furman notched seven shutouts that year.

FURMAN HISTORICAL HIGHLIGHTS



NCAA I-AA National Champion 1988 ▲ Southern Conference Champions 1978, '80, '81, '82, '83, '85, '88, '89, '90

in South Carolina football history before a Manly Field crowd of 5,000. Ed Davis returns an interception 80 yards for a touchdown against Clemson, but Furman loses, 7-6.

1930

Offensive tackle Bob Wilder becomes Furman's first All-American football player, gaining Board of Football All-America honors. Hurricane edges Florida, 14-13.

1931

Furman goes 5-2-2 and defeats The Citadel, 33-7, in a game featuring an 82-yard scoring run by Bob Griffin. Lyles Alley scores on 73-yard run in 34-6 win over Richmond.

1932

A.P. "Dizzy" McLeod succeeds T.B. Amis as head coach and directs Furman to 8-1 record and eighth state championship. Furman closes the season with seven straight shutout wins and outscores the opposition on the year, 169-19. Drayton Dorn recovers school record four fumbles in 7-0 win over Clemson. Bob Griffin garners Furman's first South Carolina Jacobs Blocking Award.

1935

Known as "The House of Magic" for its offensive prowess, Furman goes 8-1 and records six shutouts. Hurricane outscores its opposition, 232-44. Offensive guard Jack Shivers is tabbed South Carolina Jacobs Blocking Award winner.

1936

Furman defeats Davidson, 14-13, on Halloween afternoon in its first game in Sistine Stadium. Furman joins the Southern Conference, and end Bob King becomes the school's first all-conference performer. King joins halfbacks June Scott and Joe Jenkins, and offensive guard J.W. "Pinky" Babb as first team all-state picks. Furman defeats South Carolina, 23-6, and Clemson, 12-0, to win its ninth state championship. On the strength of a 95-yard kickoff return by James "Pepper" Martin and 87-yard intercepted fumble return by Ray Zima, Furman defeats Marshall, 18-13, in Huntington, in the first meeting between the two schools and first of 13 straight Furman wins over the Thundering Herd.

1938

Team captain Roten Shetley earns team most valuable player honors and is named to Collier's Little All-America team.

1940

Largest crowd (19,300) in Furman's home football history witnesses a 13-7 Clemson win over the Purple Hurricane. Gates Barker earns South Carolina Jacobs Blocking Award accolades.

The Greenville Piedmont conducts a poll to select an all-time, all-star Furman team. The published results placed Bob King and Dan Wood at ends; Trask McC Carson and Drayton "Daddy" Dorn at tackles; and H.H. "Hardrock" Smith and Jack Shivers at guards. June Scott, Whitey Rawl, Dewey Proctor, and Roten Shetley are selected as backs, and Shetley is named captain. Second team members are Blackie Carter, Flucie Stewart, A.P. "Dizzy" McLeod, Hazel Gilstrap, Red Dobson, Gates Barker, Johnson Moore, Speedy

Speer (captain), Bob Smith, Red Schneider, and Lee Rhame.

1943

Football is discontinued due to war.

1945

R.W. "Bob" Smith is named head coach.

1948

H.E. Smith is named head coach.

1950

Bill Young is named head coach, and Ed Jasonsek goes to the Blue-Gray Game.

1951

Furman grants exclusive rights to WFBC radio to broadcast home and away games. Fullback Jim Piner is selected as South Carolina's Jacobs Blocking Award winner.

1952

Furman goes 6-3-1 for its first winning season since 1940. Hurricane upsets West Virginia, 22-14, in Morgantown, for the Mountaineers' only Southern Conference loss of the season. Later in the year Furman knocks off Florida State, 9-0, in Tallahassee.

1953

Furman's 7-2 record is its best since 1936 and features a second straight win over Florida State (14-7) in Tallahassee. Furman uses an 82-yard punt return by Charlie West to edge Wake Forest, 21-19, and close the season with five straight wins.

1954

Former Navy line coach Homer Hobbs succeeds Bill Young as head coach.

1958

Former Furman star Bob King begins his first season as Furman's head coach. The university moves from downtown to its present location north of Greenville. Alabama defeats Furman, 29-6, in a night game in Tuscaloosa, marking the first win for Crimson Tide head coach Paul "Bear" Bryant.

1961

By vote of the student body, Furman's nickname is officially chosen "Paladins" on September 15. Dr. Francis Bonner makes the presentation and reveals the university mascot — a knight on a white horse. Furman edges nationally-ranked Memphis State, 7-6, in Memphis, and posts a 7-3 record — the program's best since 1953. King is named South Carolina Coach-of-the-Year. Quarterback Billy Canty is chosen to play in the Senior Bowl. Paladins are invited to play in the Tangerine Bowl, but decline.

1963

Furman upsets Vanderbilt, 14-13, in Nashville and goes 7-3. Bob King earns his second South Carolina Coach-of-the-Year tab.

1964

Furman's Board of Trustees reduces scholarship support for the football program to a need-only basis, and Furman becomes known as the "Football For Fun Bunch".

1967

End Robbie Hahn leads the Southern Conference in receiving with 53 receptions. Quarterback Clyde Howell is selected as South Carolina Offensive Player-of-the-Year.

1970

Furman rebounds from 1-8-1 season to post 8-3 record — its best since 1935. Bob King becomes the first Furman coach to ever be named Southern Conference Coach-of-the-Year. Running back Steve Crislip leads the Southern Conference in scoring with 62 points.

1971

Steve Crislip becomes the first Furman running back to gain 1,000 yards in a season when he rushes for 1,002, including a career-best 229 yards in a 23-10 win over Carson-Newman.

1973

Art Baker succeeds Bob King as head coach. Furman goes from 2-9 to 7-4 and is recognized as the most improved team in the nation by the Dunkel Rating.

1974

Furman finishes 13th in the nation in total defense, surrendering 257.0 yards per game. Paladins open the season with a 17-12 upset of North Carolina State. Furman hands East Carolina its only conference defeat, 17-10, knocking the Pirates out of bowl contention.

1977

Offensive tackle Jeff Holcomb becomes the first Furman football player in history to win an NCAA Post-Graduate Scholarship.

1978

Dick Sheridan succeeds Art Baker as head coach and directs Furman to an 8-3 record and the school's first Southern Conference football championship. ABC televises the Tennessee-Chattanooga game from Sistine Stadium. Furman defeats The Citadel, 17-13, on a game-ending, goal line stand to put the Paladins in position to win the league crown. Quarterback David Henderson becomes the first Furman player in history to earn Southern Conference Player-of-the-Year honors. Tight end Brette Simmons, likewise, is the first Furman player in history to earn Southern Conference Jacobs Blocking Award accolades. Furman finishes the season ranked seventh in the nation in total defense, and 14th in both rushing offense and scoring offense. Dick Sheridan is named Southern Conference and South Carolina Coach-of-the-Year.

1979

After losing its first five games, Furman fights back to win five of its last six. Paladins outscore Davidson, 63-55, to set a new NCAA mark for scoring by two teams in a single game.

1980

Trustees give okay to go ahead with construction of an on-campus football stadium. Furman wins its first outright Southern Conference Championship, finishing 9-1-1 for the school's best record since 1927. Dick Sheridan is named Southern Conference and South Carolina Coach-of-the-Year. Tailback Mike Glenn



FURMAN HISTORICAL HIGHLIGHTS

NCAA I-AA National Champion 1988 ▲ Southern Conference Champions 1978, '80, '81, '82, '83, '85, '88, '89, '90

rushes for 261 yards against Presbyterian en route to Associated Press National Back-of-the-Week honors. Offensive tackle Charlie Anderson captures the Southern Conference Jacobs Blocking Award. Paladins leave 45-year-old Sistine Stadium in style, defeating The Citadel, 28-15, in season finale.

1981

Furman wins its second consecutive Southern Conference Championship and its third in four years, going 8-3. Linebacker Bruce Gheesling is named to the Associated Press third team All-America squad, thereby becoming the last Paladin to earn All-America honors as a member of NCAA I-A. Tailback Stanford Jennings is tabbed Southern Conference Player-of-the-Year, and fullback Dennis Williams is selected as SoCon Freshman-of-the-Year. Offensive tackle Charlie Anderson is the recipient of the league's Jacobs Blocking Award for the second straight year and is chosen to play in the Blue-Gray Classic. Anderson also receives an NCAA Post-Graduate Scholarship. Furman is triumphant in the opening game in Paladin Stadium, blanking East Tennessee State, 21-0. Stanford Jennings sets a new single season rushing mark with 1,168 yards and new season scoring mark with 76 points. Tim Tanguay kicks 11 consecutive field goals during the season.

1982

Along with the rest of the Southern Conference, Furman is reclassified as an NCAA I-AA football school and goes 9-3 en route to its third straight league title. Paladins defeat South Carolina, 28-23, in Columbia before 56,244 spectators. Cornerback Ernest Gibson is named to the Kodak All-America squad, and tailback Stanford Jennings picks up his second straight Southern Conference Player-of-the-Year honor. Offensive guard Mike Coleman locks up Furman's third straight league Jacobs Blocking Award. Dick Sheridan is named league coach of the year. Furman makes first-ever NCAA I-AA playoff appearance, but loses to South Carolina State, 17-0, in Paladin Stadium in first round action.

1983

Furman goes 10-2-1 and wins its fourth straight Southern Conference title en route to an NCAA I-AA semi-final playoff finish. Paladins knock off Georgia Tech, 17-14, in Atlanta. Tailback Stanford Jennings rushes for Furman record 1,390 yards and is drafted in the third round by the Cincinnati Bengals. Cornerback Ernest Gibson is named to the Kodak All-America squad for the second straight year and is drafted in the sixth round by the New England Patriots. Jennings becomes the first player in conference history to earn


league player-of-the-year honors three times. Jennings also becomes the first Furman football player to earn Southern Conference Athlete-of-the-Year accolades.

1984

Tailback Robbie Gardner rushes for 1,232 yards and sets an NCAA I-AA record by averaging 7.3 yards per carry. Quarterback Bobby Lamb throws for 19 touchdown passes and finishes third nationally in passing efficiency. Paladins steam roll The Citadel, 42-14, in the season finale to deny the Bulldogs a share of the Southern Conference title. Fullback Dennis Williams captures Southern Conference Jacobs Blocking Award honors.

1985

Furman enjoys its second greatest season ever, winning the Southern Conference title for the sixth time in eight years and finishing second in NCAA I-AA with a 12-2 season. Paladins drop championship game to Georgia Southern, 44-42, in Tacoma, Washington. Paladins set 47 new team and individual records and roll to 10 consecutive wins during the year, including fourth straight win over NCAA I-A opponents — a 42-20 thrashing of North Carolina State. Furman blanks The Citadel, 42-0, and Tennessee-Chattanooga, 28-0, for its first back-to-back shutouts since 1942. Pala-



Record: 8-3

1978 Southern Conference Champions

Coach: Dick Sheridan

1st Row: Jimmy Kiser, Tim Sorrells, David Henderson, Rich Trotta, Bill Freeman, Mark Stowers, David Kelly, Jeff Burke, Russell Gambrell, Coach Whitey Kendall. 2nd Row: Coach Robbie Caldwell, Greg Ellis, Richard Ingram, Chris Buono, Ricky Hall, Mike Glenn, Steve Bishop, Kent Woerner, Sandy Davis, Keith Potter. 3rd Row: Jeff Snipes, Mark Grainger, David Middleton, John White, Steve O' Neill, Brian Hesseltine, Jay Cory, Ronnie Cox, Jerry Scott, Coach Eric Hyman. 4th Row: Coach Bobby Johnson, Rodney Heintz, Steve Williams, Stan Stanley, Jimmy Cox, Mark Dixon, Scott Sellers, Rickey Young, Bobby Woods, David Braschler. 5th Row: Tom Morrish, Hal Westlake, Steve Lloyd, Charlie Anderson, Scott Kimche, Kevin Morgan, David Lyle, Ansel Matthews, Steve Botkin, Coach Ted Cain. 6th Row: Coach Ken Pettus, Eddie Allsopp, Richard Broomfield, Tim Partridge, Greg Laetsch, Brette Simmons, Steve McDougall, Byron Lee, Bruce Lancaster, Zach Kelehear. 7th Row: Ray Parlier (trainer), Coach Jimmy Satterfield, Head Coach Dick Sheridan, Coach Steve Robertson.

FURMAN HISTORICAL HIGHLIGHTS



NCAA I-AA National Champion 1988 ▲ Southern Conference Champions 1978, '80, '81, '82, '83, '85, '88, '89, '90

dins face an NCAA record 90 passes from Rhode Island in NCAA I-AA first round playoff action but intercept seven and easily defeat the Rams, 59-15. Quarterback Bobby Lamb leads the nation in passing efficiency, throwing for 2,264 yards and 24 touchdowns. Lamb is named Southern Conference Player-of-the-Year — Furman's fourth in five seasons — and reaps South Carolina Player-of-the-Year honors as well. Center Gene Reeder captures Southern Conference Jacobs Blocking Award honors, as well as Associated Press All-America recognition. Tailback Brian Jager, who replaced injured star Robbie Gardner in the second game of the year, lands GTE Academic All-America honors and an NCAA Post-Graduate Scholarship after becoming the fifth consecutive Paladin running back to rush for over 1,000 yards in a season. Although sidelined for the year following Furman's ninth game, record setting receiver Chas Fox becomes Furman's all-time best, and is selected in the fourth round of draft by the Kansas City Chiefs. Dick Sheridan closes a spectacular eight-year career at Furman with a 69-23-2 slate. Long-time assistant coach Jimmy Satterfield is named the school's 19th head coach.

1986

Freshman placekicker Mike Wood establishes a new school record with a 51-yard field goal against South Carolina State in his first collegiate game. Wood comes back a week later to kick a game-tying 28-yarder in the final minute of play to give the Paladins a 17-17 tie with Georgia Tech and goes on to set five new kick scoring records. Furman's defense is Southern Conference's best, leading the league in total defense, rushing defense, passing defense, and scoring defense. Free safety Steve Squire lands GTE Academic All-America honors and an NCAA Post-Graduate Scholarship. Jimmy Satterfield is named South Carolina Coach-of-the-Year.

1987

Furman defeats NCAA I-AA national runner-up Marshall, 42-36, in Greenville. Tailback Dwight Sterling rushes for 135 yards and a touchdown against Florida State to become the only back to rush for 100 yards against the 4th-ranked Seminoles all year. Paladins crush The Citadel, 58-13, in Charleston in season finale, running up a school record 676 yards in total offense. Guard Alex Albert is named Associated Press third team All-America.

1988

Picked to finish fourth in the Southern Conference, Furman surprises everyone by recording its greatest season ever (13-2) and first-ever NCAA I-AA national championship. Paladins get two interceptions from senior linebacker Jeff Blankenship to defeat Georgia Southern, 17-12, in the title game, in Pocatello, Idaho. Furman goes 6-1 in league play and shares Southern Conference title with Marshall for its sixth championship in the 1980s. Paladin defense records four shutouts, tops the Southern Conference in rushing defense and total defense, and finishes as best in NCAA I-AA in scoring defense, giving up 9.5 points per game. Paladins go 8-0 at home for first undefeated home season in Paladin Stadium history, and reel off wins in last nine games. Furman drops a 23-3 decision to Clemson in front of 80,300 fans. Paladins snap Appalachian State's 20-game unbeaten streak in con-

ference play, beating the Mountaineers, 24-9, in Boone before the biggest crowd (25,301) to see a league game in 25 years. Furman again denies The Citadel a shot at a league title, defeating the Bulldogs, 30-17, for seventh straight time, and turns the tables on Marshall with a 13-9 win, in Huntington, in NCAA I-AA quarterfinal playoff action. Senior linebacker Jeff Blankenship tallies a Furman record 235 tackles and closes out his career as the program's all-time leading tackler. Blankenship becomes the school's first consensus All-American, making Associated Press, Walter Camp Foundation, Kodak, Football News, and Walter Camp All-America teams. Blankenship is also named Southern Conference and South Carolina Defensive Player-of-the-Year, as well as Football News National Defensive Player-of-the-Year and Southern Conference Athlete-of-the-Year. Despite suffering a season-ending knee injury against Appalachian State, fullback Kennet Goldsmith is still honored as Jacobs Blocking Award winner for the Southern Conference. Head coach Jimmy Satterfield is named South Carolina Coach-of-the-Year as well as Kodak and Chevrolet National Coach-of-the-Year. Junior defensive end Kelly Fletcher, who paced the Southern Conference with 15.5 sacks, is named GTE Academic All-America. Team is honored by championship parade in Greenville and by joint session of South Carolina legislature in Columbia, where it meets with visiting United States President George Bush.

1989

Furman closes out the most dominant football decade in school history by going 12-2 and winning the school's seventh Southern Conference Championship in the 1980s. Paladins reel off school record 12 straight wins and advance to the semi-finals of the NCAA I-AA playoffs before bowing out with a 21-19 loss to Stephen F. Austin, in Greenville, in the first game ever played in the snow at Paladin Stadium. Furman dominates Southern Conference race, posting a perfect 7-0 record and winning its league games by an average of 21.8 points. Paladins pace the Southern Conference in total offense, scoring offense, rushing defense, total defense, and scoring defense. Largest crowd (80,508) to ever see Furman play a football game witnesses a 30-0 Clemson victory over the Paladins at Death Valley. Paladins trounce nationally-ranked Appalachian State, 31-6, and Marshall, 34-13, in Greenville, and knock off The Citadel, 44-9, in regular season finale for the eighth straight time. Quarterback Frankie DeBusk, who finishes fourth in the nation in passing efficiency, attempts his last 88 passes of the season without an interception but is sidelined prematurely with a knee injury in the second quarter of Furman's 24-10 win over William & Mary in NCAA first round playoff action. Senior defensive end Kelly Fletcher headlines a strong Furman pass rush (48 sacks) by establishing a school record for quarterback sacks with 19 and succeeds Jeff Blankenship as Southern Conference and South Carolina Defensive Player-of-the-Year. Fletcher also reaps Kodak, Associated Press, Sports Network, and Football News All-America honors, and joins defensive end Chris Roper and placekicker Mike Wood on the GTE Academic All-America squad. Roper, a first team Football News All-America selection, is named a National Football Foundation and Hall-of-Fame Scholar-Athlete and becomes the sixth Furman player to earn an NCAA Post-Graduate Scholarship. Roper and Fletcher combine to share Furman Athlete-of-the-

Year honors. Furman sweeps state football honors as junior quarterback Frankie DeBusk is named South Carolina Offensive Player-of-the-Year, and Jimmy Satterfield is tabbed state coach-of-the-year for the third time in four years. Despite missing four games with a knee injury, center Steve Duggan becomes first Paladin since 1951 to capture Jacobs Blocking Award for South Carolina. Furman closes out 1980s as state's winningest program of the decade and nation's second most successful NCAA I-AA football program with a 95-25-4 record and .780 winning percentage.

1990

Furman claims its third straight Southern Conference Championship and ninth league crown by registering a 9-4 overall record and 6-1 league mark. Paladins again deny The Citadel a share of a league title, beating the Bulldogs, 30-17, in Greenville before the third largest crowd (18,190) in Paladin Stadium history. Furman whips Eastern Kentucky, 45-17, a week later in NCAA I-AA first round playoff action in Richmond, Kentucky. Season ends with a 42-35 triple overtime loss to Nevada, in Reno, in the longest game in NCAA I-AA playoff history. Paladins boast the most balanced offense in school history and pace the Southern Conference in total offense and scoring offense. Quarterback Frankie DeBusk passes for school record 2,433 yards and is named Southern Conference Offensive Player-of-the-Year. Senior linebacker Kevin Kendrick is tabbed as league's best defender after pacing the conference in tackles with 179. Senior center Steve Duggan picks up Jacobs Blocking Award and becomes first Furman offensive lineman to garner first team All-America honors since 1931. Duggan and Kendrick are consensus All-America choices, and junior guard Eric Walter is named to the GTE Academic All-America second team. Tailback Carl Tremble paces the Southern Conference in rushing with 1,277 yards and becomes the first 1,000-yard rusher since 1986. Tremble, who also leads the league in scoring, becomes the first Paladin to score more than 100 points (102) in a season. Placekicker Glen Connolly set new school record and ties Southern Conference mark with five field goals in 29-13 win over East Tennessee State. Furman's senior class closes out the best four-year record in school history with a 41-12 mark.

1991

Furman's bid for a fourth straight Southern Conference Championship falls short as the Paladins finish 7-4 overall and fourth in the league race. Furman's four losses are by a combined total of 12 points, with three coming on last second field goals. Paladins drop 26-23 verdict to Appalachian State in first overtime game in Southern Conference history. Paladins' upset bid against defending UPI National Champion Georgia Tech goes awry when a late Furman fumble enables Tech to escape with a 19-17 win in Atlanta. Although forced to miss Furman's last two games with a fractured wrist sustained in the Georgia Tech game, quarterback Hugh Swilling finishes still finishes third in the nation in passing efficiency. Paladins' nine-game winning streak over The Citadel ends as the Bulldogs topple the Paladins, 10-6, in Charleston in front of a stadium record crowd of 21,623 fans. Furman leads the league in rushing defense and total defense. Nose guard Allen Edwards becomes the fourth straight Paladin to earn Southern Conference Defensive Player-of-



FURMAN HISTORICAL HIGHLIGHTS

NCAA I-AA National Champion 1988 ▲ Southern Conference Champions 1978, '80, '81, '82, '83, '85, '88, '89, '90

the-Year honors. Edwards combines with guard Eric Walter to also earn Associated Press second team All-America honors. Walter is named to the GTE Academic All-America first team and combines with tight end Paul Siffri to garner an NCAA Post-Graduate Scholarship. Placekicker Andrew Burr, a former Paladin soccer star, leads the league in scoring with 87 points and becomes the first athlete in league history to lead the conference in scoring in two separate years, in different sports. Paul Siffri signs a free agent contract with the NFL's Pittsburgh Steelers.

1992

Furman posts 13th straight winning season with 6-5 record and fifth place Southern Conference finish. Furman gets game-winning, 43-yard field goal from freshman walk-on Jim Richter to down Appalachian State 16-13 in Boone. Senior tailback Carl Tremble sets school single season rushing record (1,555 yards) and finishes his career as the Southern Conference's all-time leading rusher (4,746 yards). Tremble's season includes ten 100-yard rushing performances and features a career-best 39-carry, 228-yard, 3-TD performance in 35-7 win over Tenn.-Chattanooga in Chattanooga. Tremble later signs free agent contract with Phoenix Cardinals. Senior linebacker Kota Suttle is named to Kodak All-America squad, and is also a second team Associated Press All-America pick. Tremble earns AP All-America third team honors. Furman leads Southern Conference in total defense for third time in four years. Long-time assistant head coach/defensive coordinator Bobby Johnson leaves to become defensive coordinator at Clemson.

1993

Furman records its first non-winning season since 1979, going 5-5-1. Paladins upset nationally second-ranked Marshall 17-3 in Greenville. Punter Ronnie McCutchan and defensive back Andre Worrell earn Associated Press All-American second and third team All-America honors, respectively. Head coach Jimmy Satterfield resigns at season's end and concludes eight-year tenure with 66-29-3 record. Long-time Paladin assistant Bobby Johnson returns following one season at Clemson to become Furman's 20th head coach.

1994

Paladins suffer first losing season since 1979, going 3-8 under first year head coach Bobby Johnson. Defense yields 418.2 yards and 29.5 points per game. Starting quarterback Philly Jones suffers season ending injury (fractured wrist) in the second half of a 28-26 loss to William & Mary. Placekicker Jim Richter converts 16-of-19 field goals, including 7-of-7 from 40+ yards, en route to earning Associated Press first team All-America honors. Strong safety Andre Hentz is named Sports Network National Defensive Player-of-the-Week after intercepting two passes and recovering three fumbles in helping Paladins preserve 26-21 win over South Carolina State.

1995

Paladins defy bleak pre-season tabs and bounce back from first losing season in 15 years to go 6-5 and finish tied for third in the Southern Conference. Youthful Furman defense displays marked improvement to

lead Paladin turnaround. Junior Josh Cole leads NCAA I-AA in kickoff returns, averaging 32.5 yards on 17 returns, and senior split end Adrick Harrison, returning from injury, enjoys outstanding season, catching 48 passes for 629 yards and six touchdowns. Harrison finishes career as second all-time leading receiver (111 catches). Paladins trounce The Citadel in Charleston, 24-3, and whip VMI, 55-24, for 14th straight win over Keydets. Senior quarterback Philly Jones is awarded NCAA Post-Graduate Scholarship.

1996

Rebuilding effort initiated in 1994 under head coach Bobby Johnson culminates with Paladins' 9-4 finish and first NCAA I-AA playoff appearance since 1990. Furman, which goes 6-0 at home and finishes third in the Southern Conference with a 6-2 league record, is ranked ninth nationally at season's end, marking the program's first Top 20 final ranking since 1991. Paladins dump defending conference champion Appalachian State, 20-14, in Boone, N.C., for first road win over a nationally ranked opponent since 45-17 decision over Eastern Kentucky in 1990 playoff action. Sophomore tailback Ernest Crosby rushes for Paladin Stadium record 243 yards and four touchdowns to pace win over South Carolina State, and Paladins set new school single game quarterback sacks record with eight takedowns in 35-25 win over arch-rival The Citadel. Rush end Bryan Dailer leads Southern Conference with 14 sacks, helping Furman improve from 13 sacks in 1995 to 34 in 1996. Furman claims only road win in eight NCAA I-AA first round playoff games, getting a pair of touchdown catches




In 1989 Furman's defense tallied 48 quarterback sacks and led the Southern Conference in rushing defense, total defense, and scoring defense. Paced by the All-America defensive end Kelly Fletcher (No. 82), the Paladin defensive unit featured six first team All-Southern Conference players, including nose guard Allen Edwards (No. 73), a current member of Furman's coaching staff. Considered by some to be the greatest Furman team of the modern era, the 1989 squad won its seven league games by an average of 21.8 points.

FURMAN HISTORICAL HIGHLIGHTS



NCAA I-AA National Champion 1988 ▲ Southern Conference Champions 1978, '80, '81, '82, '83, '85, '88, '89, '90



NCAA I-AA National Champions
1988 Southern Conference Champions

Record: 13-2

Coach: Jimmy Satterfield

1st Row: Geoge Quarles, William Hall, Mike Wood, Ivan Johnson, Patrick Baynes, John Whitmire, Bobby Daugherty, Angelo Richardson. **2nd Row:** Frankie DeBusk, Wade Sexton, Richie Harris, Donald Lipscomb, Cherod Webber, Mike Jones, Taylor Quarles, Pat Turner, John Bagwell. **3rd Row:** Billy Stockdale, Dwight Sterling, Kennet Goldsmith, Al Maxwell, Glen Connally, Ron Sherwood, Steve Norris, Julius Dixon, Dan Smallwood, Corey Holden. **4th Row:** Jeff Blankenship, Bill Ballard, Bill Foster, Mike Bobrovsky, Mike Kiernan, Dean Williams, Bill Roach, Kevin Kendrick, Scott Raeber, Eric Walter, David Adams. **5th Row:** Andrew Burr, Elton Bailey, Fe Cowan, Ken Berry, Clay Tiedeman, Ed Patterson, Tom Griffith, Paul Craven, Allen Edwards, Kyle Lowery, Sammy Walker, Steve Duggan. **6th Row:** David Cobb, Eric Robinson, Paul Siffri, Brad Stephens, Kelly Fletcher, Robbie Love, Brian Pitts, Keith Swilling, Greg Key, Chris Roper, Venton Bell, Bruce Leicht, Richard Brakefield (equipment). **7th Row:** Coach Brian Allison, Coach Jimmy Neal, Coach Kirk Burnett, Coach Clay Hendrix, Coach Bobby Lamb, Coach Jimmy Satterfield, Coach Tim Sorrells, Coach Tommy Marshall, Coach Steve Wilson, Coach Mark Cagle, Coach Bobby Johnson, Coach Greg Wood, Coach Bruce Fowler.

from junior split end Jody Wade in the final five minutes of play to erase a 10-point deficit en route to the 42-31 victory over Northern Arizona. Quarterback Braniff sets a pair of NCAA I-AA national records for consecutive pass attempts without an interception, attempting 202 passes at one point during the 1996 season without a pickoff, and, dating back to the 1995 season, in all throwing 215 passes without an interception. Bonaventure, who finishes his career with a school record 61.6 completion percentage, wins team MVP honors for third consecutive year and is signed as a free agent by the Montreal Alouettes of the Canadian Football League. Tight end Luther Broughton earns All-America honors and becomes Paladins' all-time leading receiver (135 receptions) after catching 52 passes for 583 yards and three touchdowns, passing former Paladin great Chas Fox. Broughton later becomes the first Furman player to be drafted since 1986 when he is selected by the Philadelphia Eagles in the fifth round. Head coach Bobby Johnson is named GTE Region II Coach-of-the-Year in balloting by the American Football Coaches Association.

1997

Injuries at quarterback help keep 7-4 Paladins from living up to pre-season No. 1 billing in Southern Conference. Defensive end Bryan Dailer earns All-America honors and is named Southern Conference Defensive Player-of-the-Year after setting new Furman single game record with seven sacks in season ending win over Chattanooga. Dailer finishes his career with 35.5 sacks and helps Paladins pace league with 32 takedowns. Quarterback Brent Rickman passes for Furman freshman record 335 yards and three touchdowns in win over VMI. Paladins block five punts.

1998

Furman suffers through five-game losing skid after 4-1 start. Linebacker Orlando Ruff earns AFCA All-America honors and is selected to play in Blue-Gray All-Star Classic. Ruff becomes first Paladin invitee to Hula Bowl and later signs a free agent contract with San Diego Chargers.





FURMAN LETTERMEN

NCAA I-AA National Champion 1988 ▲ Southern Conference Champions 1978, '80, '81, '82, '83, '85, '88, '89, '90


A —

Abernathy, Frank (E)	1952
Abercrombie, David (G)	1960-61-62
Acker, Rodney (WR)	1970-71-72
Acosta-Rua, Fernando (PK)	1985
Adair, Spec	1930-32
Adams, David (OG)	1987-88-89
Addy, Rick (QB)	1998
Adkins, Mark (C)	1973
Adrian, Rocco (DB)	1995-96-97-98
Agee, Scott (FB)	1993
Aiken, Bobby (T)	1957-58-59
Akin, George (G)	1948-49-50
Albert, Alex (OG)	1985-86-87
Alley, Lyles	1931-32
Allison, Brian (DT)	1984-85-86-87
Allred, Homer	1930-31
Allsopp, Eddie (DE)	1977-78-79-80
Almond, Matt (TE)	1994
Anders, Robert (DE)	1979-82-83
Anderson, Andy	1948
Anderson, Bill (DE)	1972-73-74
Anderson, Brian (OT)	1989-90-91
Anderson, Charlie (OT)	1978-79-80-81
Anderson, Jeff (QB)	1981
Anderson, Larry (LB)	1973-74-75-76
Anderson, Neal (DE)	1981-82-83
Anderson, Taft (T)	1951-52
Anderson, William	1949
Andrews, Felix (DE)	1979-80-81-82
Angelica, George (FB)	1959-60-61
Armstrong, Bo (OG, DT)	1972-73-74
Armstrong, Bob (HB)	1951
Ashworth, Harry	1949
Askew, Jack	1946-47
Atkinson, Lee	1946-47
Austin, Greer (TE)	1971
Avery, Tom (E)	1955-56-57-58

B —

Babb, J.W. (G)	1935-36-38
Baber, Fred (DB)	1983-85
Bagwell, John (TB)	1984-85-87-88
Bailey, Bill	1946
Bailey, Elton (OG)	1986-87-88
Bailey, Frazier (G)	1950-51
Baker, Billy (QB)	1956-57-58-59
Baker, John (OG)	1975-76-77
Baker, Steve (E)	1976
Ballard, Bill (LB)	1988-89-90-91
Barefoot, Roland (E)	1951-52-53-54
Barfield, Cliff (DB)	1984-85
Barker, Gates (C)	1938-39-40
Barnett, Jim	1940-41-42
Barnett, Jim (RB)	1970-71-72
Barnett, Luther	1947-48
Barnhill, Butch (TE, DE)	1967-68-69
Barrineau, Curtis (WR)	1989
Barrs, Lavern (HB, DB)	1964-65-66
Barry, Bo (FB)	1952-53
Bartik, Mike (WR)	1971-72-73
Barton, Hollis (OG)	1979-81-82
Barton, Peyton (OT)	1970-71
Batluck, Mark (OG)	1997-98
Battle, Andre (DE)	1995
Bauguess, Harvey (DE)	1966-67-68
Baumgardner, Harry (G)	1936-38
Baynes, Patrick (QB)	1986-87-89
Beard, Bobby (OT)	1973-74
Beasley, Hugh (E)	1925
Beasley, Percy	1937
Beattie, Fox	1934
Beaty, Mac (OT)	1971-72-73
Beavers, Robert (LB)	1990-91-92
Becker, Andy (NG)	1993-95
Beddingfield, Jim (DB)	1980-81-82
Behlke, Marvin (T)	1958-59-60
Behr, Bobby (PK, DB)	1974-75-77
Bell, Lemar (FB)	1986-87

Bell, Venton (DE)	1988-89-90-91
Belskis, Wayne (G)	1959
Bench, Dan (NG)	1972
Bennett, Steve (FB)	1981-82-83
Bernstein, Andrew (OT)	1981-83-84-85
Berrian, Tyron (WR)	1996-97-98
Berry, Ken (NG)	1986-87-88-89
Bert, Adam (LB)	1992-93
Bielecki, Andy (G)	1952-53-54-55
Bierman, Harry	1948-49
Biggers, Wayne	1972
Biggerstaff, Blair (PK)	1981-82-83
Biles, Bayless	1973
Bishop, Steve (FB)	1978-79-80
Blair, Hubert (HB)	1933-34-35
Bland, Leo (T)	1957-58-59
Blanken, Harry	1946-47
Blankenship, Jeff (LB)	1985-86-87-88
Blount, Jimmie (FB)	1926-27
Bobrovsky, Mike (DE)	1988-89-90
Boles, Junior	1940
Bonaventure, Braniff (QB) ..	1993-94-95-96
Boney, Harold (HB)	1934
Bonnette, Thomas (T)	1928-29
Booker, Jerry (DB)	1987-89-90
Booth, Walter (DB)	1996-97-98
Boozler, Ron (OT)	1970-71
Bopp, Eddie (NG)	1981-83-84-85
Borders, Jack (TE)	1981-82-83
Borders, Pete	1935-36-37
Borders, Sedic (DB)	1991-92-93
Boroff, Bill (C)	1983




Damon Bradley (1990-93) played quarterback, returned kickoffs, and caught 82 passes during his Paladins career.

Boroff, Jim (T)	1956-57-58-59
Bossolina, Charlie (G)	1950
Botkin, Steve (DT)	1978
Bouton, Will (LB)	1998
Bowers, Mark (DB)	1975-76-77
Bowers, Scott (DB)	1977
Boyd, Curtis (DB)	1973-74
Boyd, Dale (C)	1964-65
Boyle, Jim (QB)	1952-53-54-55
Bradley, Damon (WR, QB) ..	1990-91-92-93
Brannon, Ray (OT)	1967-68
Braschler, David (OG)	1978-80-81
Braun, Charlie	1946
Braziel, James	1939-40-41
Breazeale, James	1948-49
Brice, Jim (E)	1925-26
Bridgman, Mark (DB)	1980-81-82-83
Bridwell, Ansel	1946-47
Brinson, Homer (OG)	1956
Britt, Van (OT)	1965-66
Broadwell, Tommy (LB)	1967-68-69

Brocard, John (DB)	1973-74
Brodie, Marvin (G)	1934
Brookshire, Joe (DT)	1981
Broomfield, Richard (DE) ..	1975-76-77-78
Broughton, Luther (TE)	1993-94-95-96
Browder, Ben (LB)	1981-82-83-84
Brown, James (WR)	1984-85-86-87
Brown, Kenny (WR)	1974
Brown, Mark (OT)	1984-85-86-87
Brown, Michael (OG, DT) ..	1992-93-95-96
Brown, Mike	1931
Brown, Ronnie (OG)	1955-56
Brownstead, Heath (FB)	1990-91-92-93
Brubeck, Bill	1939-40-41
Brunty, Elton (QB)	1960-61-62
Bryan, Billy (DT)	1982
Bryan, Gary (LB)	1970-71
Buffamoyer, Dave (T)	1951-52-53
Bull, Ernest (C)	1927-28
Buono, Chris (DB)	1977-78-79-80
Burke, Jeff (DB)	1978-79-80-81
Burnett, Dick	1929-30-31
Burnett, Kirk (WR)	1983-84-85-86
Burnette, Rick (OT)	1970-71
Burns, Bryan (DB)	1982
Burns, Freddie (WR)	1989-90-91
Burr, Andrew (PK)	1991
Burr, Wayne (NG)	1987-88
Burrell, Greg (OG)	1996
Burrell, Johnny (HB, DB)	1964-65
Burrell, Leo (T)	1934-35
Burton, David (PK)	1995-96-97-98
Burton, Quinton (TB)	1996-98
Burts, Jim	1942
Buzzell, Bob (FB)	1964-65
Byars, Robin (TB)	1973-74
Byerly, Don (OG)	1974-75-76
Byers, Bruce (NG)	1967-68
Byrd, Eddie (DT)	1975
Byrd, George	1946-47-48
Byrd, Ronnie (C)	1952-53
Byrd, Ronnie (DB)	1973-74
Byrne, Mike (E)	1926-27

C —

Cadle, Ken (OG, OT)	1974-75-76-77
Cagle, Mark (DE)	1983-84-85-86
Cain, Ted (TE)	1971-72-73
Caldwell, Robbie (C)	1973-74-75
Calhoun, Don (DB)	1968-69-70
Calkins, Keifer (C)	1972
Carmignani, Tony (HB)	1959-60-61
Carnes, Julian (G)	1962-63-64
Carroll, Pat (FB, WR)	1968-69-70
Carson, Earle (E)	1928-29-30
Carson, M. A. (G)	1926-27
Carson, Tom (T)	1929-30-31
Carter, Dolphus (DE)	1973-74-75-76
Carter, LeQuarmie (FB)	1992-93
Cass, Kenneth (B)	1927-28-29
Cato, Billy (OT)	1983-84-85-86
Cerqua, Marq (FB)	1996
Chapin, Jim (G)	1959-60-61
Charpia, David (QB)	1980-81-82-83
Chastain, Bill (HB)	1963-64
Cheagle, Chris (LB)	1989
Chichester, Dusty (TE, WR) ..	1964-65-66
Christner, Sam (FB)	1972-73-74
Christy, Jim (HB)	1955
Church, Bobby (DT)	1974-75-76-77



Don Calhoun (1968-70) led Furman in interceptions in 1969 and '70, totaling 11 pickoffs.

Clamp, Chris (PK)	1994
Clardy, Cecil (C, T)	1950
Clardy, Don (WR)	1988-89-90
Clark, Ikey	1927-28
Clark, Parrish (FB)	1994-95-96
Clark, Terry (TE)	1979-80-81
Clary, Basil (HB)	1927-28
Clayton, Ed (HB)	1938
Clevenger, Jason (OT)	1992
Coatney, Buck (LB)	1980-81-82-83
Cobb, David (OT)	1988-89
Cobb, J.R. (C)	1952
Coble, Wesley (E)	1926-27-28
Cofer, Jerry (DE)	1972-73
Cole, Brothel (TB)	1978-79-80-81
Cole, Josh (WR)	1993-94-95-96
Coleman, Jeff (DB)	1989-90-91-92
Coleman, Mike (OG)	1979-80-81-82
Coley, Lloyd (E)	1937-38-39
Collins, Dick (LB)	1967-68-69
Colvin, Rodger (DT)	1992-93-94
Connally, Glen (PK)	1987-88-89-90
Conner, Brian (DT)	1996-97-98
Contestabile, Mark (QB)	1992
Coogler, Lamar	1931-33
Cook, David (DE)	1991-92
Cook, John (HB)	1962-63
Cooper, Oliver (OT, DT)	1975-76-77
Cooper, Josh (DB)	1998
Cooper, Sammy (DE)	1986-87
Copeland, Luther	1942
Coppenger, Steve (TE)	1982-83-84-85
Cordell, Brownie (E)	1963-64
Corder, Lucius	1930-32
Corley, Duroc	1925-26-27
Cornwell, William (T)	1938-39-40-41
Cory, Jay (OG)	1975-77-79
Cosnahan, Robert	1942
Couch, David (OT)	1970-71-72
Cowan, Fe (OT)	1986-87-88
Cox, Gilbert (G)	1926-27-28
Cox, Jimmy (PK)	1977-78
Cox, Joe (G)	1934
Cox, Pete (HB)	1956
Cox, Ronnie (LB)	1977-78-79
Cox, Tony (DT)	1973-74-75-76
Coyne, Wilbur	1941-42-46
Craven, Paul (DT)	1986-87-88
Craver, Dee (HB)	1952
Crawford, Claude (HB)	1926-27
Crawford, Tim (TE)	1963-64-65
Creed, Floyd (QB)	1980
Crews, Tye (OG)	1998
Crislip, Gene (FB)	1968-69-70