

# THE 1989 FURMAN STATISTICS



## RECORD 12-2-0; SOUTHERN CONFERENCE 7-0-0 1989 SOUTHERN CONFERENCE CHAMPIONS

| Date     | Opponent              | Score | Crowd  |
|----------|-----------------------|-------|--------|
| Sept. 2  | @Clemson              | 0-30  | 80,508 |
| Sept. 9  | @South Carolina State | 17-7  | 15,015 |
| Sept. 16 | PRESBYTERIAN          | 59-17 | 10,240 |
| Sept. 30 | @Virginia Military    | 30-6  | 6,200  |
| Oct. 7   | MARSHALL              | 34-13 | 11,418 |
| Oct. 14  | APPALACHIAN STATE     | 31-6  | 13,435 |
| Oct. 21  | WOFFORD               | 42-7  | 10,723 |
| Oct. 28  | @Western Carolina     | 17-3  | 13,227 |
| Nov. 4   | TENN.-CHATTANOOGA     | 27-17 | 14,788 |
| Nov. 11  | EAST TENNESSEE STATE  | 44-20 | 17,001 |
| Nov. 18  | @The Citadel          | 44-9  | 20,357 |
| Nov. 25  | WILLIAM & MARY        | 24-10 | 8,642  |
| Dec. 2   | YOUNGSTOWN STATE      | 42-23 | 8,033  |
| Dec. 9   | STEPHEN F. AUSTIN     | 19-21 | 7,015  |

### ATTENDANCE


|          |           |               |                   |
|----------|-----------|---------------|-------------------|
| Home:    | 9 games;  | 101,295 paid; | 11,255.0 per game |
| Away:    | 5 games;  | 135,308 paid; | 27,061.6 per game |
| Overall: | 14 games; | 236,603 paid; | 16,900.2 per game |

### INDIVIDUAL STATISTICS


| Rushing       | G         | ATT        | NET         | TD        | LNG       | YPC        | YPG          |
|---------------|-----------|------------|-------------|-----------|-----------|------------|--------------|
| Baynes        | 11        | 53         | 263         | 2         | 53        | 4.9        | 23.9         |
| Bradley       | 1         | 2          | 32          | 0         | 21        | 16.0       | 32.0         |
| Daugherty     | 7         | 94         | 436         | 9         | 39        | 4.6        | 62.3         |
| DeBusk        | 12        | 95         | 274         | 9         | 54        | 2.9        | 22.8         |
| Harris        | 14        | 53         | 305         | 2         | 29        | 5.8        | 21.8         |
| Sherwood      | 14        | 28         | 115         | 1         | 14        | 4.1        | 8.2          |
| Stephens      | 14        | 2          | 32          | 0         | 37        | 16.0       | 2.6          |
| Sterling      | 11        | 116        | 637         | 4         | 43        | 5.5        | 57.9         |
| Stockdale     | 14        | 64         | 408         | 5         | 54        | 6.4        | 29.1         |
| Tremble       | 14        | 170        | 987         | 9         | 48        | 5.8        | 70.5         |
| Whitmire      | 14        | 5          | 7           | 0         | 4         | 1.4        | 0.5          |
| <b>Furman</b> | <b>14</b> | <b>682</b> | <b>3496</b> | <b>41</b> | <b>54</b> | <b>5.1</b> | <b>249.7</b> |
| Opponent      | 14        | 608        | 1816        | 11        | 57        | 2.9        | 129.7        |

| Passing       | G         | ATT        | COM        | INT      | YDS         | TD        | LNG       | YPG          |
|---------------|-----------|------------|------------|----------|-------------|-----------|-----------|--------------|
| Baynes        | 11        | 50         | 22         | 7        | 299         | 2         | 28        | 27.2         |
| Bradley       | 1         | 1          | 0          | 0        | 0           | 0         | 0         | 0.0          |
| DeBusk        | 12        | 182        | 100        | 2        | 1726        | 13        | 64        | 143.8        |
| <b>Furman</b> | <b>14</b> | <b>233</b> | <b>122</b> | <b>9</b> | <b>2025</b> | <b>15</b> | <b>64</b> | <b>144.6</b> |
| Opponents     | 14        | 358        | 176        | 16       | 1997        | 8         | 56        | 142.6        |


| Pass Eff.     | G         | YPA         | COM          | TD          | INT         | RATE          |
|---------------|-----------|-------------|--------------|-------------|-------------|---------------|
| Baynes        | 14        | 5.98        | 44.00        | 4.00        | 14.00       | 78.23         |
| Bradley       | 1         | 0.00        | 0.00         | 0.00        | 0.00        | 0.00          |
| DeBusk        | 12        | 9.48        | 55.00        | 7.14        | 1.09        | 156.01        |
| <b>Furman</b> | <b>14</b> | <b>8.69</b> | <b>52.36</b> | <b>6.43</b> | <b>3.86</b> | <b>136.92</b> |
| Opponents     | 14        | 5.57        | 49.16        | 2.23        | 4.46        | 93.71         |




Tremble




Sterling




DeBusk



Key



Stephens



Leicht

| Receiving     | G         | REC        | YDS         | TD        | LNG       | YPC         | YPG          |
|---------------|-----------|------------|-------------|-----------|-----------|-------------|--------------|
| Barrineau     | 10        | 1          | 8           | 0         | 8         | 8.0         | 0.8          |
| Burns         | 5         | 1          | 36          | 1         | 36        | 36.0        | 9.0          |
| Clardy        | 14        | 11         | 197         | 1         | 56        | 17.9        | 14.1         |
| Daugherty     | 7         | 4          | 30          | 0         | 18        | 7.5         | 5.3          |
| Harris        | 14        | 2          | 23          | 1         | 20        | 11.5        | 1.6          |
| Key           | 14        | 28         | 444         | 5         | 41        | 15.9        | 31.7         |
| Lipscomb      | 14        | 17         | 327         | 1         | 46        | 19.2        | 23.3         |
| Love          | 14        | 5          | 56          | 0         | 20        | 11.2        | 4.0          |
| Siffri        | 14        | 13         | 275         | 1         | 56        | 21.2        | 19.6         |
| Stephens      | 14        | 19         | 407         | 4         | 64        | 21.4        | 29.1         |
| Sterling      | 11        | 10         | 127         | 1         | 44        | 12.7        | 11.6         |
| Tremble       | 14        | 4          | 24          | 0         | 10        | 6.0         | 1.7          |
| Whitmire      | 14        | 7          | 71          | 0         | 18        | 10.1        | 5.1          |
| <b>Furman</b> | <b>14</b> | <b>122</b> | <b>2025</b> | <b>15</b> | <b>64</b> | <b>16.6</b> | <b>144.6</b> |
| Opponents     | 14        | 176        | 1997        | 8         | 56        | 11.3        | 142.6        |

| Tot. Offense  | G         | ATT        | YDS         | TDR       | YPA        | YPG          |
|---------------|-----------|------------|-------------|-----------|------------|--------------|
| Baynes        | 11        | 103        | 562         | 4         | 5.4        | 51.1         |
| Bradley       | 1         | 3          | 32          | 0         | 10.7       | 32.0         |
| Daugherty     | 7         | 94         | 436         | 9         | 4.6        | 62.3         |
| DeBusk        | 12        | 277        | 2000        | 22        | 7.2        | 166.7        |
| Harris        | 14        | 53         | 295         | 2         | 5.6        | 21.1         |
| Sherwood      | 14        | 28         | 115         | 1         | 4.1        | 8.2          |
| Sterling      | 11        | 116        | 637         | 4         | 5.5        | 57.9         |
| Stockdale     | 14        | 64         | 408         | 5         | 6.4        | 29.1         |
| Tremble       | 14        | 170        | 987         | 9         | 5.8        | 70.5         |
| Whitmire      | 14        | 5          | 7           | 0         | 1.4        | 0.5          |
| <b>Furman</b> | <b>14</b> | <b>915</b> | <b>5521</b> | <b>56</b> | <b>6.0</b> | <b>394.3</b> |
| Opponents     | 14        | 966        | 3813        | 19        | 3.9        | 272.3        |

| Scoring       | G         | TD        | XP        | FG        | PTS        | PPG         |
|---------------|-----------|-----------|-----------|-----------|------------|-------------|
| Baynes        | 11        | 2         | 0         | 0         | 12         | 1.1         |
| Burns         | 5         | 1         | 0         | 0         | 6          | 1.5         |
| Clardy        | 14        | 1         | 0         | 0         | 6          | 0.4         |
| Connally      | 14        | 0         | 14        | 12        | 50         | 3.6         |
| Daugherty     | 7         | 9         | 0         | 0         | 54         | 7.7         |
| DeBusk        | 12        | 9         | 0         | 0         | 54         | 4.5         |
| Harris        | 14        | 3         | 0         | 0         | 18         | 1.3         |
| Key           | 14        | 5         | 0         | 0         | 30         | 2.1         |
| Lipscomb      | 14        | 1         | 0         | 0         | 6          | 0.4         |
| Sherwood      | 14        | 1         | 0         | 0         | 6          | 0.4         |
| Siffri        | 14        | 1         | 0         | 0         | 6          | 0.4         |
| Stephens      | 14        | 5         | 0         | 0         | 30         | 2.1         |
| Sterling      | 11        | 5         | 0         | 0         | 30         | 2.7         |
| Stockdale     | 14        | 5         | 0         | 0         | 30         | 0.4         |
| Tremble       | 14        | 9         | 0         | 0         | 54         | 3.9         |
| Wood          | 14        | 0         | 38        | 0         | 38         | 2.7         |
| <b>Furman</b> | <b>14</b> | <b>57</b> | <b>52</b> | <b>12</b> | <b>430</b> | <b>30.7</b> |
| Opponents     | 14        | 21        | 18        | 14        | 189        | 13.5        |

| Punting       | G         | ATT       | YDS         | LONG      | AVG         |
|---------------|-----------|-----------|-------------|-----------|-------------|
| Leicht        | 14        | 53        | 2059        | 52        | 38.8        |
| Team          | 14        | 1         | 0           | 0         | 0.0         |
| <b>Furman</b> | <b>14</b> | <b>54</b> | <b>2059</b> | <b>52</b> | <b>38.1</b> |
| Opponents     | 14        | 83        | 3026        | 62        | 36.5        |


| NET PUNTING   |           | G       |     | ATT   |      | AVG     |     | RET   |       | YDS    |       | AVG       |      |
|---|-----------|---------|-----|-------|------|---------|-----|-------|-------|--------|-------|-----------|------|
| Furman  | Opponents | 14      | 14  | 54    | 38.1 | 28      | 15  | 9     | 24    | 130    | 35.72 | 28        | 130  |
| -GAINED-  |           |         |     |       |      |         |     |       |       |        |       |           |      |
| -LOST-  |           |         |     |       |      |         |     |       |       |        |       |           |      |
| TURNOVERS   |           | FUM INT |     | TOT   |      | FUM INT |     | TOT   |       | DIFF   |       | Furman    |      |
| Furman  | Opponents | 12      | 16  | 28    | 15   | 28      | 15  | 9     | 24    | +0.29  | 12    | 16        | 28   |
| FIELD GOALS   |           | 17-29   |     | 30-39 |      | 40-49   |     | 50+   |       | TOTAL  |       | Furman    |      |
| Furman  | Opponents | 6-7     | 4-8 | 2-8   | 0-0  | 0-0     | 0-1 | 0-0   | 0-1   | 12-22  | 14-18 | 6-7       | 4-8  |
| XPT CONVERSIONS   |           | KICK    |     | RUSH  |      | RECEIVE |     | TOTAL |       | Furman |       | Opponents |      |
| Furman  | Opponents | 0-0     | 0-0 | 0-0   | 0-0  | 0-0     | 0-0 | 0-1   | 18-21 | 52-57  | 18-21 | 0-0       | 0-1  |
| KICKOFF RETURNS   |           | G       |     | RET   |      | YDS     |     | TD    |       | LNG    |       | AVG       |      |
| Furman  | Opponents | 14      | 14  | 39    | 793  | 0       | 39  | 20.3  | 92    | 20.7   | 14    | 71        | 1467 |
| PUNT RETURNS  |           | G       |     | RET   |      | YDS     |     | TD    |       | LNG    |       | AVG       |      |
| Furman  | Opponents | 14      | 14  | 43    | 338  | 1       | 54  | 7.9   | 25    | 4.6    | 14    | 28        | 130  |
| * Includes 27-yard return of blocked punt by Jeff Coleman |           |         |     |       |      |         |     |       |       |        |       |           |      |
| INTERCEPTIONS   |           | G       |     | INT   |      | YDS     |     | TD    |       | LNG    |       | IPG       |      |
| Furman  | Opponents | 14      | 14  | 16    | 176  | 0       | 24  | 1.1   | 0     | 0.6    | 14    | 16        | 176  |

TEAM STATISTICS

| TOTAL FIRST DOWNS      |           | Rushing                     |        | Passing        |      | Penalty            |       | NET YARDS RUSHING     |        | Attempts          |        | Yards Gained   |        | Yards Lost         |        | Attempts Per Game  |       | Yards Per Game          |       |                    |  |
|------------------------|-----------|-----------------------------|--------|----------------|------|--------------------|-------|-----------------------|--------|-------------------|--------|----------------|--------|--------------------|--------|--------------------|-------|-------------------------|-------|--------------------|--|
| Furman                 | Opponents | 277                         | 171    | 90             | 14   | 14                 | 3496  | 682                   | 3788   | 292               | 48.7   | 249.7          | 5.13   | 2025               | 233    | 358                | 176   | 122                     | 9     | 16.6               |  |
| NET YARDS PASSING      |           | Average Gain Per Rush       |        | Yards Per Game |      | Attempts           |       | Completion Percentage |        | Had Intercepted   |        | Yards Per Game |        | Attempts Per Game  |        | Yards Per Game     |       | Turnover Ratio Per Game |       | PENALTIES-YARDS    |  |
| Furman                 | Opponents | 2297                        | 129.7  | 249.7          | 5.13 | 2025               | 233   | 358                   | 176    | 122               | 9      | 16.6           | 142.6  | 14.26              | 142.6  | 14.26              | 142.6 | 14.26                   | 1.71  | 59-457             |  |
| TOTAL OFFENSE          |           | Average Gain Per Completion |        | Yards Per Game |      | Attempts           |       | Completion Percentage |        | Had Intercepted   |        | Yards Per Game |        | Attempts Per Game  |        | Yards Per Game     |       | Turnover Ratio Per Game |       | PUNTING YARDS      |  |
| Furman                 | Opponents | 5521                        | 381.3  | 915            | 666  | 3.95               | 69.0  | 272.3                 | 28     | 35-15             | 9      | 1.71           | 32.6   | 43.9               | 3026   | 83                 | 54    | 38.5                    | 5.9   | 2                  |  |
| KICKOFF RETURNS-YARDS  |           | Average Yards Per Game      |        | PUNTING YARDS  |      | Attempts           |       | Average Per Punt      |        | Attempts Per Game |        | Had Blocked    |        | PUNT RETURNS-YARDS |        | Average Per Return |       | KICKOFF RETURNS-YARDS   |       | Average Per Return |  |
| Furman                 | Opponents | 32.6                        | 69-615 | 43.9           | 3026 | 83                 | 54    | 38.5                  | 5.9    | 2                 | 43-338 | 7.9            | 39-793 | 20.3               | 87-189 | 470                | 48    | 422:15                  | 29:51 | 21                 |  |
| THIRD DOWN CONVERSIONS |           | Conversion Percentage       |        | SACKS BY       |      | TIME OF POSSESSION |       | Average Per Game      |        | Opponents         |        | Furman         |        |                    |        |                    |       |                         |       |                    |  |
| Furman                 | Opponents | 20.7                        | 81-225 | 360            | 21   | 417:45             | 29:51 | 21                    | 417:45 | 13.5              | 189    | 430            | 30.7   |                    |        |                    |       |                         |       |                    |  |

SCORING BY QUARTERS


| Q1  | Q2  | Q3 | Q4 | TOT | AVG  |
|-----|-----|----|----|-----|------|
| 132 | 142 | 73 | 83 | 430 | 30.7 |
| 40  | 70  | 29 | 50 | 189 | 13.5 |




| DEFENSIVE STATISTICS | G  | PRI | AST | TOT | AVG  | TFL | CAU-FUM | FUM-REC | SACKS | INT | PBU |
|----------------------|----|-----|-----|-----|------|-----|---------|---------|-------|-----|-----|
| Bill Ballard, LB     | 14 | 25  | 28  | 53  | 3.8  | 0   | 0       | 0       | 0     | 0   | 0   |
| Venton Bell, DRE     | 13 | 9   | 6   | 15  | 1.3  | 0   | 0       | 0       | 0     | 0   | 0   |
| Ken Berry, NG        | 7  | 1   | 1   | 2   | 0.3  | 0   | 0       | 0       | 0     | 0   | 1   |
| Mike Bobrovsky, RUE  | 14 | 15  | 6   | 21  | 1.5  | 0   | 1       | 0       | 1     | 0   | 0   |
| Jerry Booker, CB     | 3  | 3   | 0   | 3   | 1.0  | 0   | 0       | 0       | 0     | 0   | 0   |
| Chris Cheagle, LB    | 9  | 10  | 5   | 15  | 1.7  | 1   | 1       | 0       | 0     | 0   | 0   |
| Jeff Coleman, SS     | 10 | 4   | 1   | 5   | 0.5  | 0   | 0       | 0       | 0     | 0   | 0   |
| Clint Crocker, DT    | 13 | 8   | 7   | 15  | 1.3  | 0   | 0       | 0       | 2     | 0   | 1   |
| Allen Edwards, NG    | 14 | 52  | 25  | 77  | 5.5  | 11  | 1       | 2       | 2     | 0   | 0   |
| B.J. Estes, NG       | 12 | 3   | 3   | 6   | 0.5  | 0   | 0       | 0       | 0     | 0   | 1   |
| Kelly Fletcher, RUE  | 14 | 78  | 54  | 132 | 9.4  | 14  | 3       | 0       | 19    | 0   | 3   |
| Len Frederick, SS    | 3  | 2   | 0   | 2   | 0.8  | 1   | 0       | 0       | 0     | 0   | 0   |
| Jason Grant, CB      | 14 | 10  | 2   | 12  | 0.9  | 0   | 1       | 0       | 0     | 0   | 1   |
| William Hall, FS     | 14 | 46  | 20  | 66  | 4.7  | 1   | 0       | 3       | 0     | 0   | 6   |
| Mike Hardy, DT       | 9  | 1   | 1   | 2   | 0.2  | 0   | 0       | 0       | 1     | 0   | 0   |
| Corey Holden, DRE    | 14 | 15  | 12  | 27  | 1.9  | 0   | 0       | 4       | 0     | 0   | 0   |
| Mike Jones, CB       | 14 | 5   | 2   | 7   | 0.5  | 0   | 0       | 0       | 0     | 1   | 1   |
| Kevin Kendrick, LB   | 13 | 89  | 88  | 177 | 13.6 | 12  | 0       | 1       | 0     | 3   | 3   |
| Craig McLaughlin, SS | 3  | 6   | 3   | 9   | 3.0  | 3   | 0       | 0       | 0     | 1   | 0   |
| Steve Norris, LB     | 12 | 27  | 17  | 44  | 3.7  | 1   | 0       | 0       | 0     | 0   | 0   |
| Brian Pitts, DT      | 14 | 47  | 32  | 79  | 5.6  | 6   | 1       | 1       | 5     | 0   | 2   |
| Taylor Quarles, SS   | 14 | 44  | 18  | 62  | 4.4  | 3   | 2       | 0       | 1     | 0   | 9   |
| Mike Ratcliff, FS    | 13 | 11  | 4   | 15  | 1.2  | 1   | 1       | 0       | 0     | 1   | 1   |
| Daryl Rogers, SS     | 10 | 3   | 3   | 6   | 0.6  | 1   | 0       | 0       | 0     | 1   | 0   |
| Chris Roper, DRE     | 14 | 90  | 78  | 168 | 12.0 | 11  | 1       | 0       | 4     | 2   | 3   |
| Jeff Sanders, DT     | 14 | 24  | 15  | 39  | 2.8  | 2   | 0       | 0       | 1     | 0   | 0   |
| Andy Shattuck, LB    | 4  | 2   | 1   | 3   | 0.8  | 0   | 1       | 0       | 0     | 0   | 0   |
| Dan Smallwood, CB    | 14 | 37  | 20  | 57  | 4.1  | 3   | 3       | 0       | 0     | 3   | 8   |
| Kota Suttle, LB      | 14 | 98  | 82  | 180 | 12.8 | 6   | 1       | 0       | 0     | 1   | 2   |
| Frank Sutton, NG-DT  | 12 | 10  | 13  | 23  | 1.8  | 2   | 0       | 0       | 1     | 0   | 0   |
| Pat Turner, CB       | 14 | 41  | 13  | 54  | 3.8  | 1   | 0       | 1       | 0     | 3   | 14  |
| Stan Whitcomb, SS    | 3  | 3   | 3   | 6   | 2.0  | 2   | 0       | 0       | 0     | 0   | 1   |
| Dean Williams, DT    | 14 | 38  | 20  | 58  | 4.1  | 1   | 0       | 0       | 11    | 0   | 0   |

| OFFENSIVE LINE STATISTICS | PLAYS | 0 | 1   | 2   | 3  | 4 | PTS  | AVG  | WIN | EXCEPT | HIGH      |
|---------------------------|-------|---|-----|-----|----|---|------|------|-----|--------|-----------|
| David Adams, OG           | 728   | 3 | 92  | 591 | 39 | 3 | 1403 | 1.93 | 10  | 2      | 2.05 ETSU |
| Brian Anderson, OG        | 124   | 1 | 27  | 86  | 10 | 0 | 229  | 1.85 | 1   | 0      | 1.97 PC   |
| David Cobb, OT            | 156   | 1 | 27  | 122 | 6  | 0 | 289  | 1.85 | 0   | 0      | —         |
| Barry Culp, OG            | 53    | 0 | 16  | 33  | 4  | 0 | 94   | 1.77 | 0   | 0      | —         |
| Eric Duffy, OT            | 68    | 2 | 16  | 47  | 3  | 0 | 119  | 1.75 | 0   | 0      | —         |
| Steve Duggan, C           | 472   | 4 | 44  | 389 | 34 | 1 | 928  | 1.97 | 6   | 3      | 2.06 PC   |
| B.J. Estes, C             | 27    | 0 | 4   | 22  | 1  | 0 | 51   | 1.89 | 1   | 0      | 1.90 CIT  |
| Bill Foster, C            | 411   | 1 | 54  | 333 | 20 | 3 | 792  | 1.92 | 5   | 1      | 2.00 PC   |
| Tom Griffith, OT          | 746   | 4 | 110 | 587 | 43 | 2 | 1421 | 1.90 | 13  | 0      | 1.98 UTC  |
| Jon Heusinger, OG         | 44    | 2 | 12  | 27  | 3  | 0 | 75   | 1.70 | 0   | 0      | —         |
| Kyle Lowery, OT           | 724   | 0 | 75  | 607 | 42 | 0 | 1417 | 1.95 | 11  | 2      | 2.02 WOF  |
| Bill Roach, C             | 38    | 0 | 13  | 23  | 2  | 0 | 65   | 1.71 | 0   | 0      | 2.00 MU   |
| Clay Tiedeman, OT         | 210   | 1 | 39  | 156 | 13 | 0 | 390  | 1.86 | 4   | 0      | 1.97 CIT  |
| Eric Walter, OG           | 779   | 2 | 82  | 641 | 52 | 2 | 1528 | 1.96 | 8   | 5      | 2.07 ETSU |
| Chad Will, OG             | 151   | 1 | 36  | 104 | 9  | 1 | 275  | 1.82 | 1   | 0      | 1.96 W&M  |


Furman grades individual play execution on a scale of 0-4. "0" represents a blown assignment. "1" represents a poor block. "2" is a good block while a "3" is considered an excellent block. A "4" is a perfect block designation or "rhino" block, where a lineman puts his opponent on his back. The average grade is calculated by multiplying the number of blocks in a category by its point value, then dividing the total number of points accumulated in all five categories by the number of plays participated in. A 1.85-1.99 grade is considered a "winning" performance." A grade of 2.00 or better is considered "exceptional." A player must have at least 20 plays in a game to qualify for a "winning" or "exceptional" performance.




Suttle




Fletcher




Roper



Duggan



Walter



Adams