

FURMAN

5

FURMAN

MEN'S BASKETBALL

2023-24 RECORD BOOK



INDIVIDUAL

Most Points

Game: 100, Frank Selvy vs. Newberry, Jan. 13, 1954
 Game Opponent: 66, Jay Handlan, Washington & Lee, Feb. 24, 1951
 SoCon: Darrell Floyd, The Citadel, Jan. 14, 1956
 SoCon Opponent: Jay Handlan, Washington & Lee, Feb. 24, 1951
 Season: 1,209, Frank Selvy, 1954
 As A Freshman: 561, Jonathan Moore, 1977
 As A Sophomore: 591, Frank Selvy, 1952
 As A Junior: 897, Darrell Floyd, 1955
 As A Senior: 1,209, Frank Selvy, 1954
 Career: 2,538, Frank Selvy, 1952-54

Best Scoring Average

Season: 41.7, Frank Selvy, 1954
 Career: 32.5, Frank Selvy, 1952-54

TEAM

Most Points, Game:

Furman: 154 vs. The Citadel, Jan. 8, 1955
 Opponent: 130 by Morehead State, Jan. 22, 1955
 130 by Richmond, Jan. 3, 1956
 Combined: 247 (Morehead State 130, Furman 117), Jan. 22, 1955
 SoCon: 154 vs. The Citadel, Jan. 8, 1955
 SoCon Opponent: 130 by Richmond, Jan. 3, 1956
 SoCon Combined: 235 (George Washington 126, Furman 109), Feb. 6, 1956

Fewest Points, Game:


Furman: 7 vs. Mississippi State, Feb. 25, 1921
 Opponent: 2 by Bailey Military, Feb. 16, 1914
 Combined: 27 (South Carolina 16, Furman 11), Feb. 22, 1920
 SoCon: 17 vs. The Citadel, Jan. 7, 1938
 SoCon: 24 by The Citadel, Feb. 12, 1954
 SoCon Combined: 50 (Furman 26, The Citadel 24), Feb. 12, 1954

Most Points, Season:

Furman: 2,911, 2023
 Opponents: 2,563, 2023

Highest Scoring Average, Season:

Furman: 95.3, 1955
 Opponents: 87.5, 1972



Roy Simpson scored 45 points in a 104-87 win over East Carolina in 1972.

SINGLE GAME POINTS

Player	Year	Site, Opponent, Score	FG-FGA	FT-FTA	Pts
Frank Selvy	1954	h-Newberry (149-95)	41-66	18-22	100
Darrell Floyd	1955	h-Morehead State (117-130)	27-51	13-17	67
Frank Selvy	1953	h-Mercer (114-94)	21-	21-27	63
Darrell Floyd	1956	h-The Citadel (112-68)	23-49	16-19	62
Frank Selvy	1954	a-Wofford (117-73)	21-40	16-20	58
Frank Selvy	1954	h-Wofford (123-102)	21-47	15-17	57
Darrell Floyd	1955	h-Clemson (124-87)	22-43	12-14	56
Jordan Lyons	2019	h-North Greenville (107-67)	15-35	9-12	54
Frank Selvy	1954	h-The Citadel (114-69)	14-28	25-27	53
Darrell Floyd	1955	h-William & Mary (101-103)	21-35	11-13	53
Nield Gordon	1953	a-Charleston (114-67)	19-	14-21	52
Frank Selvy	1954	h-Georgia Tech (114-67)	17-38	17-20	51
Frank Selvy	1954	h-Davidson (105-93)	21-39	8-11	50
Frank Selvy	1954	n-Cincinnati (77-93)	19-	12-15	50
Darrell Floyd	1955	h-The Citadel (154-67)	21-33	8-10	50
Dick Esleek	1969	h-Newberry (97-87)	19-31	12-14	50
Frank Selvy	1952	a-Wofford (93-89)	20-	9-12	49
Darrell Floyd	1956	h-Erskine (98-88)	21-45	7-8	49
Frank Selvy	1954	h-Presbyterian (109-79)	16-	16-18	48
Frank Selvy	1954	h-South Carolina (93-75)	21-	5-9	48
Darrell Floyd	1955	h-Georgia Tech (111-95)	16-31	16-24	48
Darrell Floyd	1955	h-Virginia Tech (125-87)	21-	4-4	46
Frank Selvy	1953	h-Wofford (104-78)	15-	15-19	45
Frank Selvy	1954	n-Mississippi (78-88)	18-	9-10	45
Frank Selvy	1954	a-The Citadel (91-63)	14-29	17-20	45
Frank Selvy	1954	h-Mercer (93-49)	12-	21-25	45
Roy Simpson	1972	h-East Carolina (107-84)	19-33	7-8	45
Frank Selvy	1952	h-VMI (80-78)	17-	10-14	44
Darrell Floyd	1956	h-Presbyterian (115-117)	17-37	10-11	44
Darrell Floyd	1955	h-Davidson (125-76)	17-	10-14	44
Frank Selvy	1954	h-Virginia Tech (103-75)	15-	13-16	43
Darrell Floyd	1956	h-Virginia Tech (85-68)	16-	11-12	43
Darrell Floyd	1956	n-Virginia Tech (84-70)	18-	7-9	43
Frank Selvy	1954	a-Manhattan (92-80)	13-	16-19	42
Nield Gordon	1953	a-Presbyterian (93-62)	14-	13-20	41
Frank Selvy	1954	h-Richmond (85-76)	15-	11-14	41
Frank Selvy	1954	a-Duke (76-110)	14-	12-15	40
Frank Selvy	1954	h-Clemson (87-69)	17-	6-8	40
Frank Selvy	1954	a-LaSalle (83-100)	13-26	14-17	40
Darrell Floyd	1955	h-Newberry (128-94)	15-	10-11	40
Jerry Smith	1962	h-Wofford (95-69)	15-	10-	40
Stephen Croone	2014	h-Liberty (86-83)	11-16	13-21	40
Jordan Lyons	2020	a-VMI (89-73)	11-15	8-8	40

THE LAST PALADIN TO SCORE 40 POINTS

Player	Year	Site, Opponent, Score	FG-FGA	FT-FTA	Pts
Jordan Lyons	2020	a-VMI (89-73)	11-15	8-8	40

THE LAST PALADIN TO SCORE 35 POINTS


Player	Year	Site, Opponent, Score	FG-FGA	FT-FTA	Pts
Mike Bothwell	2023	a-Samford (93-79)	10-15	10-11	35

THE LAST PALADIN TO SCORE 30 POINTS

Player	Year	Site, Opponent, Score	FG-FGA	FT-FTA	Pts
Mike Bothwell	2023	a-Samford (93-79)	10-15	10-11	35

OPPONENT GAME POINTS

Player	Year	Site, Opponent, Score	FG-FGA	FT-FTA	Pts
Jay Handlan	1951	h-Washington & Lee (82-97)	30-71	6-	66
John Roche	1971	a-South Carolina (83-118)	21-34	14-15	56
Bruce Thompson	1956	h-Presbyterian (115-117)	13-21	24-29	50
Jay Holup	1956	a-George Washington (87-107)	12-19	25-30	49
John Mahoney	1955	h-William & Mary (101-103)	17-	13-20	47
Lennie Rosenbluth	1957	a-North Carolina (66-94)	20-	7-11	47
Rich Yunkus	1970	a-Georgia Tech (61-88)	17-23	13-13	47



Consensus All-American and 1954 United Press National Player-of-the-Year choice Frank Selvy topped the 40-point plateau 22 times during his Furman career.

SOUTHERN CONFERENCE GAME POINTS

Player	Year	Site, Opponent, Score	FG-FGA	FT-FTA	Pts
Darrell Floyd	1956	h-The Citadel (112-68)	23-49	16-19	62
Frank Selvy	1954	h-The Citadel (114-69)	14-28	25-27	53
Darrell Floyd	1955	h-William & Mary (101-103)	21-35	11-13	53
Frank Selvy	1954	h-Davidson (105-93)	21-39	8-11	50
Darrell Floyd	1954	h-The Citadel (154-67)	21-33	8-10	50
Darrell Floyd	1955	h-Virginia Tech (125-87)	21-	4-4	46
Frank Selvy	1954	a-The Citadel (91-63)	14-29	17-20	45
Roy Simpson	1972	h-East Carolina (107-84)	19-33	7-8	45
Frank Selvy	1952	h-VMI (80-78)	17-	10-14	44
Darrell Floyd	1955	h-Davidson (125-76)	17-	10-14	44
Frank Selvy	1954	h-Virginia Tech (103-75)	15-	13-16	43
Darrell Floyd	1956	h-Virginia Tech (85-68)	16-	11-12	43
Frank Selvy	1954	h-Richmond (85-76)	15-	11-14	41
Jordan Lyons	2020	a-VMI (89-73)	11-15	8-8	40

OPPONENT SOUTHERN CONFERENCE GAME POINTS

Player	Year	Site, Opponent, Score	FG-FGA	FT-FTA	Pts
Jay Handlan	1951	h-Washington & Lee (82-97)	30-71	6-	66
Jay Holup	1956	a-George Washington (87-107)	12-19	25-30	49
John Mahoney	1955	h-William & Mary (101-103)	17-	13-20	47

SOCON TOURNAMENT GAME POINTS

Player	Season	Site, Opponent, Score	FG-FGA	FT-FTA	Pts
Darrell Floyd	1956	n-Virginia Tech (84-70)	18-	7-9	43
Roy Simpson	1972	n-William & Mary (93-78)	18-36	2-3	38
Nield Gordon	1953	n-West Virginia (87-91)	13-	11-20	37
Frank Selvy	1954	n-Davidson (84-68)	11-30	14-15	36
Jerry Martin	1971	n-Davidson (83-79)	-	-	36
Roy Simpson	1972	n-East Carolina (75-77)	15-26	6-10	36
Jonathan Moore	1979	n-The Citadel (105-94)	12-16	9-12	33
Darrell Floyd	1954	n-Richmond (81-85)	12-	8-	32
Darrell Floyd	1956	n-West Virginia (74-77)	9	13-15	31
Al Daniel	1979	n-Appalachian State (83-86)	13-	5-6	31
Chuck Vincent	1997	n-VMI (84-87)	10-13	11-12	31

OPPONENT SOCON TOURNAMENT GAME POINTS

Player	Season	Site, Opponent, Score	FG-FGA	FT-FTA	Pts
Rod Hundley	1956	n-West Virginia (74-77)	17-	8-12	42
John Taft	1989	n-Marshall (68-91)	15-25	6-6	38
Rod Thorn	1963	n-West Virginia (63-81)	16-	5-7	37
Tim Smith	2005	n-East Tennessee State (84-87)	15-29	2-2	37
Art Musselman	1959	n-The Citadel (88-93)	13-	10-13	36

FURMAN MEN'S BASKETBALL RECORD BOOK

SEASON SCORING LEADERS

Year	Player	G	FG-FGA	3P-3PA	FT-FTA	Pts	Avg
1952...	Frank Selvy	24	223-556		145-199	591	24.6
1953...	Frank Selvy	25	272-646		194-263	738	29.5
1954...	Frank Selvy	29	427-941		355-444	1209	41.7
1955...	Darrell Floyd	25	344-796		209-267	897	35.9
1956...	Darrell Floyd	28	339-850		268-350	946	33.8
1957...	Dick Wright	27	199-544		147-244	545	20.2
1958...	Byron Pinson	26	199-445		138-184	536	20.6
1959...	Dag Wilson	26	157-289		131-185	445	17.1
1960...	Dag Wilson	24	154-319		144-196	452	18.8
1961...	Jerry Smith	26	195-494		199-254	589	22.6
1962...	Jerry Smith	27	261-560		206-251	728	26.9
1963...	Jerry Smith	28	182-430		204-238	568	20.2
1964...	David Selvy	26	155-339		80-99	390	15.0
1965...	Dan Goolsby	24	162-395		87-112	411	17.1
1966...	Don Webster	26	180-425		121-160	481	18.5
1967...	Steve Lawrence	24	180-328		148-223	508	21.2
1968...	Dick Esleeck	27	184-450		168-209	536	19.6
1969...	Dick Esleeck	26	222-533		193-232	637	24.5
1970...	Lisco Thomas	26	199-401		62-103	460	17.7
1971...	Russ Hunt	24	138-318		126-194	402	16.8
1972...	Russ Hunt	28	244-464		141-221	629	22.5
1973...	Fessor Leonard	29	240-456		54-70	534	18.4
1974...	Clyde Mayes	31	234-428		69-111	537	17.3
1975...	Clyde Mayes	29	260-503		91-149	611	21.1
1976...	Ray Miller	27	230-499		124-164	584	21.6
1977...	Bruce Grimm	21	184-417		135-159	503	24.0
1978...	Jonathan Moore	30	234-418		82-128	550	18.3
1979...	Jonathan Moore	29	264-486		108-143	636	21.9
1980...	Jonathan Moore	30	220-440		112-157	552	18.4
1981...	Mel Daniel	24	173-376	3-11	179-231	528	22.0
1982...	Mel Daniel	27	154-348	3-16	163-198	474	17.6
1983...	George Singleton	29	176-303	0-1	116-168	468	16.1
1984...	George Singleton	29	164-276	0-0	146-208	474	17.6
1985...	Noel Gilliard	28	164-347		74-139	402	14.4
1986...	Shawn Reid	28	149-330		50-58	348	13.4
1987...	David Brown	29	156-328	41-93	89-117	442	15.2
1988...	David Brown	25	123-297	48-122	75-98	369	14.8
1989...	David Brown	29	169-435	72-203	107-136	517	17.8
1990...	Bruce Evans	31	170-300	6-11	123-188	469	15.1
1991...	Bruce Evans	28	179-307	1-1	94-151	453	16.2
1992...	Bruce Evans	28	169-301	2-2	120-179	460	16.4
1993...	Derek Waugh	28	138-273	17-50	117-139	410	14.6
1994...	Brian Edwards	28	155-291	0-1	65-109	375	13.4
1995...	Steve Harris	27	168-370	21-63	69-112	426	15.8
1996...	Chuck Vincent	27	149-273	1-2	107-150	406	15.0
1997...	Chuck Vincent	27	165-332	0-0	107-176	437	16.2
1998...	Chuck Vincent	29	176-306	0-1	146-196	498	17.2
1999...	Stan. Makshantsev	28	130-250	10-33	137-219	407	14.5
2000...	Karim Souchu	29	180-333	19-58	80-122	459	15.8
2001...	Karim Souchu	26	190-415	46-144	65-110	491	18.9
2002...	Karim Souchu	31	179-421	48-165	54-98	460	14.8
2003...	Karim Souchu	31	223-438	56-164	102-146	604	19.5
2004...	Maleye Ndoye	29	165-344	58-133	77-100	465	16.0
2005...	Moussa Diagne	29	143-283	9-14	62-83	357	12.3
2006...	Robby Bostain	28	134-279	28-70	98-129	391	14.1
2007...	Moussa Diagne	31	151-316	33-84	76-93	411	13.3
2008...	Alex Opacic	30	113-236	10-36	79-113	315	10.5
2009...	Jordan Miller	30	140-380	43-129	91-113	414	13.8
2010...	Amu Saaka	30	163-364	40-110	107-154	473	15.8
2011...	Amu Saaka	33	167-362	50-139	130-149	514	15.6
2012...	Brandon Sebirumbi	31	109-206	0-0	126-184	344	11.1
2013...	Colin Reddick	31	150-299	0-1	91-125	391	12.6
2014...	Stephen Croone	30	175-374	30-93	192-256	572	19.1
2015...	Stephen Croone	31	155-346	55-158	170-226	535	17.3
2016...	Stephen Croone	33	161-376	47-172	194-253	563	17.1
2017...	Devin Sibley	34	201-385	79-176	121-162	602	17.7
2018...	Devin Sibley	32	172-373	51-152	58-106	453	14.2
2019...	Matt Rafferty	33	217-353	8-25	135-176	577	17.5
2020...	Jordan Lyons	32	162-375	77-229	123-149	524	16.4
2021...	Mike Bothwell	25	147-304	30-108	66-80	390	15.6
2022...	Mike Bothwell	34	184-386	59-163	108-130	535	15.7
2023...	Mike Bothwell	36	212-410	51-149	162-197	637	17.7

SEASON POINTS

Rank	Player	Year	G	FGM-FGA	FTM-FTA	Avg	Pts
1)...	Frank Selvy	1954	29	427-941	355-444	41.7	1209
2)...	Darrell Floyd	1956	28	339-850	268-350	33.8	946
3)...	Darrell Floyd	1955	25	344-796	209-267	35.9	897
4)...	Frank Selvy	1953	25	272-646	194-263	29.5	738
5)...	Jerry Smith	1961	27	261-560	206-251	26.9	728
6)...	Nield Gordon	1953	27	252-585	153-268	24.3	657
7)...	Dick Esleeck	1969	26	222-533	192-232	24.6	637
8)...	Mike Bothwell	2023	36	212-410	162-197	17.7	637
9)...	Jonathan Moore	1979	29	264-486	108-143	21.9	636
10)...	Russ Hunt	1972	28	244-464	141-221	22.5	629
11)...	Clyde Mayes	1975	29	260-503	91-149	21.1	611
12)...	Devin Sibley	2017	34	201-385	121-162	17.7	602
13)...	Frank Selvy	1952	24	223-556	145-199	24.6	591
14)...	Jerry Smith	1961	26	195-494	199-254	22.2	589
15)...	Ray Miller	1976	27	230-499	124-164	21.6	584



Darrell Floyd led the nation in scoring in 1955 & '56 and tallied 56 points against Clemson in a 124-87 win over the Tigers in 1955.

SEASON POINTS PER GAME


Rank	Player	Year	G	FGM-FGA	FTM-FTA	Pts	Avg
1)...	Frank Selvy	1954	29	427-941	355-444	1,209	41.7
2)...	Darrell Floyd	1955	25	344-796	209-261	897	35.9
3)...	Darrell Floyd	1956	28	339-850	268-350	946	33.8
4)...	Frank Selvy	1953	25	272-646	194-263	738	29.5
5)...	Jerry Smith	1962	27	261-560	206-251	728	26.9
6)...	Frank Selvy	1952	24	223-556	145-199	591	24.6
7)...	Dick Esleeck	1969	26	222-533	192-232	637	24.5
8)...	Nield Gordon	1953	27	252-585	153-268	657	24.3
9)...	Darrell Floyd	1954	18	185-417	68-81	438	24.3
10)...	Bruce Grimm	1977	21	184-417	135-159	503	24.0
11)...	Jerry Smith	1961	26	195-494	199-254	589	22.6
12)...	Russ Hunt	1972	28	244-464	141-221	629	22.5
13)...	Mel Daniel	1981	24	173-376	179-231	528	22.0
14)...	Jonathan Moore	1979	29	264-486	108-143	636	21.9
15)...	Ray Miller	1976	27	230-499	124-164	584	21.6
16)...	Steve Lawrence	1967	24	180-328	148-223	508	21.2

CAREER POINTS

Rank	Player	Years	G	FGM-FGA	FTM-FTA	Avg	Pts
1)...	Frank Selvy	1952-54	78	922-2143	694-906	32.5	2538
2)...	Jonathan Moore	1977-80	117	947-1757	405-595	19.6	2299
3)...	Darrell Floyd	1954-56	71	868-2063	545-698	32.1	2281
4)...	Mike Bothwell	2019-23	157	706-1436	405-494	12.8	2016
5)...	Karim Souchu	2000-03	117	772-1607	301-476	17.2	2014
6)...	Stephen Croone	2013-16	121	573-1294	651-872	16.0	1936
7)...	Jerry Smith	1961-63	81	638-1484	609-743	23.3	1885
8)...	Devin Sibley	2015-18	134	621-1318	365-529	13.6	1817
9)...	Dick Wright	1956-59	107	646-1739	486-816	16.6	1778
10)...	Bruce Evans	1989-92	117	675-1171	413-642	15.2	1773
11)...	Mel Daniel	1979-82	110	581-1227	539-674	15.5	1707
12)...	George Singleton	1981-84	106	627-1096	436-633	15.9	1690
13)...	Chuck Vincent	1995-98	110	624-1155	428-625	15.2	1677
14)...	Byron Pinson	1957-60	103	601-1438	396-561	15.5	1598
15)...	Clyde Mayes	1973-75	89	683-1284	223-364	17.9	1589
16)...	Jordan Lyons	2017-20	132	500-1249	241-305	11.6	1529
17)...	Shawn Reid	1984-88	117	599-1302	180-234	13.0	1524
18)...	Jalen Slawson	2019-23	153	535-1032	328-435	9.9	1509
19)...	Bruce Grimm	1974-78	89	577-1347	349-432	16.9	1503
20)...	David Brown	1986-89	110	514-1222	309-397	13.6	1498
21)...	Dick Esleeck	1967-69	77	525-1272	438-548	19.3	1488
22)...	Fessor Leonard	1973-75	87	617-1191	192-258	16.4	1426
23)...	Alex Hunter	2018-22	157	502-1141	103-138	9.1	1425
24)...	Derek Waugh	1990-93	114	498-951	353-437	12.3	1405
25)...	Robby Bostain	2004-07	117	481-1083	346-451	12.0	1399
26)...	Tom Conard	1957-61	90	524-1228	305-409	15.0	1353
27)...	Matt Rafferty	2016-19	116	505-877	290-384	11.6	1340
28)...	Hal Henderson	1989-92	117	406-991	304-383	11.1	1301
29)...	Jordan Miller	2008-11	118	424-1117	291-373	11.0	1299
30)...	Moussa Diagne	2004-07	110	504-1002	203-281	11.5	1282
31)...	Clay Mounce	2018-21	120	479-937	145-211	10.6	1269
32)...	Eric Webb	2004-07	117	388-932	204-260	10.7	1254
33)...	Guilherme Da Luz	2000-03	117	427-1120	293-395	10.7	1253
34)...	Russ Hunt	1971-73	81	477-995	294-464	15.4	1248
35)...	Daniel Fowler	2015-18	133	420-939	225-306	9.2	1217
36)...	Anthony Thomas	1999-02	114	415-981	177-238	10.6	1206
37)...	Noel Gilliard	1982-85	110	488-1044	208-373	10.7	1182
38)...	Don Webster	1966-68	66	458-1052	257-338	17.8	1173
39)...	Nield Gordon	1952-53	51	448-1051	256-437	22.6	1152
40)...	Fred Fraley	1954-56	82	445-1226	250-438	14.0	1150
41)...	Al Daniel	1978-79	59	439-842	244-308	19.0	1122
42)...	Noah Gurley	2019-21	88	422-848	178-259	12.7	1118
43)...	Joey Brooks	1986-89	113	426-718	252-418	9.8	1106
44)...							

CAREER POINTS PER GAME

Rank	Player	Years	G	FGM-FGA	FTM-FTA	Pts	Avg
1)...	Frank Selvy	1952-54	78	922-2143	649-906	2,538	32.5
2)...	Darrell Floyd	1954-56	71	868-2063	545-698	2,281	32.1
3)...	Jerry Smith	1961-63	81	638-1484	609-743	1,885	23.3
4)...	Nield Gordon	1952-53	51	448-1051	256-437	1,152	22.6
5)...	Jonathan Moore	1977-80	117	947-1757	405-595	2,299	19.6
6)...	Dick Esleek	1967-69	77	525-1272	438-548	1,488	19.3
7)...	Al Daniel	1978-79	59	439-842	244-308	1,122	19.0
8)...	Dag Wilson	1959-60	50	311-608	275-381	897	17.9
9)...	Clyde Mayes	1973-75	89	683-1284	223-364	1,589	17.9
10)...	Don Webster	1966-68	66	458-1052	257-338	1,173	17.8
11)...	Karim Souchu	2000-03	117	772-1607	301-476	2,014	17.2
12)...	Lisco Thomas	1970-71	46	329-682	126-206	784	17.0
13)...	Roy Simpson	1972-73	54	405-825	134-241	944	17.5
14)...	Bruce Grimm	1974-78	89	577-1347	349-432	1,503	16.9
15)...	Dick Wright	1956-59	107	646-1739	486-816	1,778	16.6
16)...	Dan Goolsby	1965-66	49	296-713	193-253	785	16.0
17)...	Stephen Croone	2013-16	121	573-1294	651-872	1,936	16.0
18)...	George Singleton	1981-84	106	627-1096	436-633	1,690	15.9
19)...	Amu Saaka	2010-11	63	330-726	237-303	987	15.7
20)...	Mel Daniel	1979-82	110	581-1227	539-674	1,707	15.5
21)...	Byron Pinson	1957-60	103	601-1438	396-561	1,598	15.5



Chuck Vincent's 1,599 points rank 10th on Furman's career scoring ledger.

FURMAN 100-POINT GAMES

Score	Year	Site, Opponent	Furman High Scorer
154-67	1955	h-The Citadel	Bob Gaines-23
149-95	1954	h-Newberry	Frank Selvy-100
128-94	1955	h-Newberry	Darrell Floyd-40
126-80	1972	n-VMI	Russ Hunt-21
126-33	2004	h-Virginia Intermont	Eric Webb-27
125-87	1955	h-Virginia Tech	Darrell Floyd-46
125-76	1955	h-Davidson	Darrell Floyd-44
125-53	1999	h-Southeastern	Kenny Zeigler-24
124-87	1955	h-Clemson	Darrell Floyd-56
123-102	1954	h-Wofford	Frank Selvy-57
121-60	1977	h-Wofford	Jonathan Moore-23
120-91	1974	h-St. Peters	Fessor Leonard-31
118-52	2020	h-South Carolina State	Noah Gurley-19
118-66	2022	h-North Greenville	Mike Bothwell, Alex Hunter-22
117-130	1955	h-Morehead State	Darrell Floyd-67
117-73	1954	a-Wofford	Frank Selvy-58
116-98	1972	a-Appalachian State	Russ Hunt-34
116-76	1973	a-St. Peters	Roy Simpson-29

115-117	1956	h-Presbyterian	Darrell Floyd-44
115-118	1973	h-Mercer	Fessor Leonard-36
114-67	1953	a-College of Charleston	Nield Gordon-52
114-94	1953	h-Mercer	Frank Selvy-63
114-69	1954	a-The Citadel	Frank Selvy-53
114-67	1954	h-Georgia Tech	Frank Selvy-51
113-97	1972	h-Richmond	Russ Hunt-29
113-91	1990	h-Erskine	Bruce Evans-25
112-68	1956	h-The Citadel	Darrell Floyd-62
112-90	1972	h-William & Mary	Fessor Leonard-22
111-93	1953	h-Georgia Tech	Nield Gordon-39
111-95	1955	h-Georgia Tech	Darrell Floyd-48
111-71	1974	a-Appalachian State	Michael Hall-26
110-87	1955	h-Presbyterian	Bob Thomas-36
110-91	1977	a-Western Carolina	Jonathan Moore-30
110-42	2004	h-Greensboro College	Robby Bostain-25
110-48	2004	h-Newberry	Robby Bostain-23
109-79	1954	h-Presbyterian	Frank Selvy-48
109-85	1956	h-William & Mary	Darrell Floyd-35
109-126	1956	h-George Washington	Fred Fraley-31
109-86	1970	a-Wofford	Lisco Thomas-39
109-89	1973	h-Richmond	Clyde Mayes, Baron Hill-20
108-95	1958	h-Presbyterian	Steve Ross-38
107-68	1953	h-The Citadel	Frank Selvy-32
107-50	1953	h-Newberry	Nield Gordon-37
107-75	1953	a-Newberry	Frank Selvy-37
107-84	1972	h-East Carolina	Roy Simpson-45
107-75	1980	h-VMI	Jonathan Moore-20
107-67	2018	h-The Citadel	Devin Sibley-26
107-67	2019	h-North Greenville	Jordan Lyons-54
106-114	1956	h-Tennessee	Dick Wright-33
106-83	1977	h-Western Carolina	Jonathan Moore-25
106-77	1978	h-The Citadel	Bruce Grimm-24
106-79	2023	h-Anderson	JP Pegues-20
105-68	1953	h-South Carolina	Frank Selvy-37
105-93	1954	h-Davidson	Frank Selvy-50
105-68	1955	h-Wofford	Dick Wright-25
105-95	1972	h-Manhattan (ot)	Roy Simpson-37
105-83	1978	h-Georgia Southern	Jonathan Moore-34
105-94	1979	n-The Citadel	Jonathan Moore-33
104-78	1953	h-Wofford	Frank Selvy-45
104-85	1957	h-Davidson	Dick Wright-30
104-66	1972	h-VMI	Russ Hunt-32
104-81	1974	h-Richmond	Clyde Mayes-23
104-62	1978	h-Presbyterian	Al Daniel-19
103-75	1953	n-Virginia Tech	Frank Selvy-27
103-111	1954	h-Texas Tech	Darrell Floyd-38
103-83	1970	h-Texas A&M	Lisco Thomas-33
103-83	1973	h-Appalachian State	Fessor Leonard-27
103-94	1991	h-E. Tennessee St.	Hal Henderson-29
103-94	1992	a-E. Tennessee St. (Zot)	Hal Henderson-29
103-98	1993	a-Charleston Southern	Tazari Green-23
103-47	2018	h-Montreat	Jordan Lyons-19
103-85	2022	a-Western Carolina	Mike Bothwell-25
102-75	1953	h-Presbyterian	Frank Selvy-30
102-85	1955	h-Erskine	Darrell Floyd-30
102-53	1956	h-Newberry	Darrell Floyd-35
102-95	1958	h-Clemson	Byron Pinson-36
102-73	1970	h-Wofford	Russ Hunt-32
102-94	1973	h-Davidson	Roy Simpson, Todd Brenizer-15
102-76	1974	h-George Washington	Clyde Mayes, Fessor Leonard-23
102-77	1978	h-Marshall	Al Daniel-26
102-79	1978	h-VMI	Al Daniel-23
102-94	1978	h-Yale	Al Daniel, Jonathan Moore-28
102-80	1982	h-VMI	William Hanks-20
102-53	2017	h-Trinity Baptist	Jordan Lyons-18
102-48	2019	h-Bob Jones	Matt Rafferty-24
102-83	2022	h-The Citadel	Jalen Slawson-17
102-74	2023	h-Tusculum	Marcus Foster, Jalen Slawson-22
101-103	1954	h-William & Mary	Darrell Floyd-53
101-65	1970	h-Presbyterian	Russ Hunt-29
101-77	1971	h-Richmond	Russ Hunt-23
101-91	1971	h-Appalachian State	Russ Hunt-29
101-86	1972	h-The Citadel	Bud Bierly-21
101-95	1972	h-Texas	Fessor Leonard-30
101-68	1973	n-Appalachian State	Clyde Mayes-21
101-48	2018	h-Bob Jones	Matt Rafferty-16
101-72	2018	h-South Carolina State	Devin Sibley-24
101-85	2019	h-The Citadel	Matt Rafferty-28
101-78	2020	h-Samford	Jordan Lyons-21
100-79	1955	h-South Carolina	Darrell Floyd-36
100-65	1969	a-Wofford	Dick Esleek-33
100-95	1971	h-Wofford	Russ Hunt-35
100-80	1976	h-Wofford	Jonathan Moore-27
100-89	1977	h-East Carolina	Bruce Grimm-25
100-77	1982	h-Marshall	Tim Criswell-25
100-97	1990	h-E. Tennessee St. (ot)	Derek Waugh, Tracy Garrick-21
100-83	1996	h-Mercer	Hal Henderson-16
100-66	2018	h-Western Carolina	Devin Sibley-23



Kareem Souchu scored 2,014 points — the fourth highest total ever at Furman.


FURMAN MEN'S BASKETBALL RECORD BOOK



28

Frank Selvy
Guard, 6-3, 180
Corbin, Ky.

YEAR	G	FG-FGA	PCT	FT-FTA	PCT	PTS	AVG
1951-52	24	223-556	.401	145-199	.730	591	24.6
1952-53	25	272-646	.421	194-263	.733	738	29.5
1953-54	29	427-941	.454	355-444	.794	1209	41.7
Totals	78	922-2143	.430	694-906	.766	2538	32.5



25

Jonathan Moore
Forward, 6-6, 190
Charleston, S.C.

YEAR	G	FG-FGA	PCT	FT-FTA	PCT	PTS	AVG
1976-77	28	229-413	.554	103-167	.617	561	20.0
1977-78	30	234-418	.560	82-128	.641	550	18.3
1978-79	29	264-486	.543	108-143	.755	636	21.9
1979-80	30	220-440	.500	112-157	.713	552	18.4
Totals	117	947-1757	.539	405-595	.681	2299	19.6



33

Darrell Floyd
Forward, 6-1, 170
Thomasville, N.C.

YEAR	G	FG-FGA	PCT	FT-FTA	PCT	PTS	AVG
1953-54	18	185-417	.444	68-81	.839	438	24.3
1954-55	25	344-796	.432	209-267	.783	897	35.9
1955-56	28	339-850	.399	268-350	.766	946	33.8
Totals	71	868-2063	.421	545-698	.781	2281	32.1



3

Mike Bothwell
Guard, 6-3, 195
Cleveland Heights, Ohio

YEAR	G	FG-FGA	PCT	FT-FTA	PCT	PTS	AVG
2018-19	30	38-84	.452	17-23	.739	106	3.5
2019-20	32	125-252	.496	52-64	.813	348	10.9
2020-21	25	147-304	.484	66-80	.825	390	15.6
2021-22	34	184-386	.477	108-130	.831	535	15.7
2022-23	36	212-410	.517	162-197	.822	637	17.7
Totals	157	706-1436	.492	405-494	.820	2016	12.8



43

Kareem Souchu
Forward, 6-7, 215
Paris, France


YEAR	G	FG-FGA	PCT	FT-FTA	PCT	PTS	AVG
1999-00	29	180-333	.541	80-122	.656	459	15.8
2000-01	26	190-415	.458	65-110	.591	491	18.9
2001-02	31	179-421	.425	54-98	.551	460	14.8
2002-03	31	223-438	.509	102-146	.699	604	19.5
Totals	117	772-1607	.480	301-476	.632	2014	17.2



14

Stephen Croone
Guard, 6-0, 170
Covington, Ga.

YEAR	G	FG-FGA	PCT	FT-FTA	PCT	PTS	AVG
2012-13	27	82-198	.414	95-137	.693	266	9.9
2013-14	30	175-374	.468	192-256	.750	572	19.1
2014-15	31	155-346	.448	170-226	.752	535	17.3
2015-16	33	161-376	.428	194-253	.767	563	17.1
Totals	121	573-1294	.443	651-872	.747	1936	16.0



50

Jerry Smith
Forward, 6-2, 185
Corbin, Ky.


YEAR	G	FG-FGA	PCT	FT-FTA	PCT	PTS	AVG
1960-61	26	195-494	.394	199-254	.783	589	22.6
1961-62	27	261-560	.467	206-251	.821	728	26.9
1962-63	28	182-430	.423	204-238	.857	568	20.2
Totals	81	638-1484	.430	609-743	.820	1885	23.3



12

Devin Sibley
Guard, 6-2, 175
Knoxville, Tenn.

YEAR	G	FG-FGA	PCT	FT-FTA	PCT	PTS	AVG
2014-15	33	103-237	.435	96-128	.750	338	10.2
2015-16	35	145-323	.449	90-133	.677	424	12.1
2016-17	34	201-385	.522	121-162	.747	602	17.7
2017-18	32	172-373	.461	58-106	.547	453	14.2
Totals	134	621-1318	.471	365-529	.690	1817	13.6



30

Dick Wright
Guard, 5-11, 155
Lansdowne, Pa.


YEAR	G	FG-FGA	PCT	FT-FTA	PCT	PTS	AVG
1955-56	28	166-424	.392	135-220	.614	467	16.7
1956-57	27	199-544	.365	147-244	.602	545	20.2
1957-58	26	141-401	.352	105-194	.541	387	14.9
1958-59	26	140-370	.378	99-158	.627	379	14.6
Totals	107	646-1739	.371	486-816	.596	1778	16.6



22

Bruce Evans
Forward, 6-7, 195
Simpsonville, S.C.


YEAR	G	FG-FGA	PCT	FT-FTA	PCT	PTS	AVG
1988-89	29	151-253	.597	73-118	.619	375	12.9
1989-90	31	170-300	.566	123-188	.654	469	15.1
1990-91	29	185-317	.584	97-157	.618	469	16.2
1991-92	28	169-301	.561	120-179	.670	460	16.4
Totals	117	675-1171	.576	413-642	.643	1773	15.2



20

Mel Daniel
Guard, 6-2, 165
Saluda, S.C.


YEAR	G	FG-FGA	PCT	FT-FTA	PCT	PTS	AVG
1978-79	29	89-217	.410	73-89	.820	251	8.7
1979-80	30	165-286	.577	124-156	.795	454	15.1
1980-81	24	173-376	.460	179-231	.775	528	22.0
1981-82	27	154-348	.443	163-198	.823	474	17.6
Totals	110	581-1227	.474	539-674	.800	1707	15.5



44

George Singleton
Center, 6-8, 200
Kershaw, S.C.

YEAR	G	FG-FGA	PCT	FT-FTA	PCT	PTS	AVG
1980-81	27	167-312	.535	101-139	.727	435	16.1
1981-82	21	120-205	.585	73-118	.619	313	14.9
1982-83	29	176-303	.581	116-168	.690	468	16.1
1983-84	29	164-276	.594	146-208	.702	474	16.3
Totals	106	627-1096	.572	436-633	.688	1690	15.9



31

Chuck Vincent
Forward, 6-7, 235
Durham N.C.


YEAR	G	FG-FGA	PCT	FT-FTA	PCT	PTS	AVG
1994-95	27	134-244	.549	68-103	.660	336	12.4
1995-96	27	149-273	.546	107-150	.713	406	15.0
1996-97	27	165-332	.497	107-176	.608	437	16.2
1997-98	29	176-306	.575	146-196	.745	498	17.2
Totals	110	624-1155	.540	428-625	.685	1677	15.2



40

Byron Pinson
Guard, 6-3, 180
Henderson, Ky.


YEAR	G	FG-FGA	PCT	FT-FTA	PCT	PTS	AVG
1956-57	27	142-324	.438	90-130	.692	374	13.9
1957-58	26	199-445	.447	138-184	.750	536	20.6
1958-59	26	123-328	.375	79-113	.699	325	12.5
1959-60	24	137-341	.402	89-134	.664	363	15.1
Totals	103	601-1438	.418	396-561	.705	1598	15.5



34

Clyde Mayes
Forward/Center, 6-9, 225
Greenville, S.C.

YEAR	G	FG-FGA	PCT	FT-FTA	PCT	PTS	AVG
1972-73	29	189-353	.535	63-104	.606	441	15.2
1973-74	31	234-428	.547	69-111	.622	537	17.3
1974-75	29	260-503	.517	91-149	.611	611	21.1
Totals	89	683-1284	.532	223-364	.613	1589	17.9



30

Fessor Leonard
Center, 7-1, 235
Columbus, Ga.

YEAR	G	FG-FGA	PCT	FT-FTA	PCT	PTS	AVG
1972-73	29	240-456	.526	54-70	.771	534	18.4
1973-74	29	188-356	.528	67-100	.670	443	15.3
1974-75	29	189-379	.498	71-78	.807	449	15.5
Totals	87	617-1191	.518	192-248	.774	1426	16.4



23

Jordan Lyons
Guard, 5-11, 203
Peachtree City, Ga.


YEAR	G	FG-FGA	PCT	FT-FTA	PCT	PTS	AVG
2016-17	34	66-171	.386	19-28	.679	199	5.9
2017-18	33	87-236	.369	41-52	.788	273	8.3
2018-19	33	185-467	.396	58-76	.763	533	16.2
2019-20	32	162-375	.432	123-149	.826	524	16.4
Totals	132	500-1249	.400	241-305	.790	1529	11.6



10

Alex Hunter
Guard, 5-11, 180
Raleigh, N.C.

YEAR	G	FG-FGA	PCT	FT-FTA	PCT	PTS	AVG
1989-90	30	135-257	.525	87-110	.790	368	12.3
1990-91	29	119-233	.511	90-113	.796	343	11.8
1991-92	27	106-188	.564	59-75	.787	284	10.5
1992-93	28	138-273	.505	117-139	.842	410	14.6
Totals	114	498-951	.520	353-437	.807	1405	12.3



52

Shawn Reid
Guard, 6-1, 180
Toledo, Ohio

YEAR	G	FG-FGA	PCT	FT-FTA	PCT	PTS	AVG
1983-84	29	142-286	.497	55-73	.753	355	12.2
1984-85	5	27-60	.365	7-10	.700	61	12.2
1985-86	26	149-330	.452	50-58	.862	348	13.4
1986-87	29	158-351	.450	36-52	.692	416	14.3
1987-88	28	123-275	.447	32-41	.780	344	12.3
Totals	117	599-1302	.460	180-234	.769	1524	13.0



35

Derek Waugh
Forward, 6-7, 220
Atlanta, Ga.

YEAR	G	FG-FGA	PCT	FT-FTA	PCT	PTS	AVG
1989-90	30	135-257	.525	87-110	.790	368	12.3
1990-91	29	119-233	.511	90-113	.796	343	11.8
1991-92	27	106-188	.564	59-75	.787	284	10.5
1992-93	28	138-273	.505	117-139	.842	410	14.6
Totals	114	498-951	.520	353-437	.807	1405	12.3



20

Jalen Slawson
Forward, 6-7, 215
Summerville, S.C.

YEAR	G	FG-FGA	PCT	FT-FTA	PCT	PTS	AVG
2018-19	26	8-22	.364	1-4	.250	19	0.7
2019-20	32	84-169	.497	40-55	.727	221	6.9
2020-21	25	74-130	.569	56-81	.691	218	8.7
2021-22	34	176-364	.484	97-122	.795	490	14.4
2022-23	36	193-347	.556	134-173	.775	561	15.6
Totals	153	535-1032	.518	328-435	.754	1509	9.9



4

Robby Bostain
Guard/Forward, 6-6, 205
Duluth, Ga.

YEAR	G	FG-FGA	PCT	FT-FTA	PCT	PTS	AVG
2003-04	29	96-243	.395	91-115	.791	297	10.2
2004-05	29	117-262	.447	61-87	.701	322	11.1
2005-06	28	134-279	.480	98-129	.760	394	14.1
2006-07	31	134-299	.448	96-120	.800	386	12.5
Totals	117	481-1083	.444	346-451	.767	1399	12.0



44

Bruce Grimm
Guard, 6-2, 180
Plymouth, Ind.

YEAR	G	FG-FGA	PCT	FT-FTA	PCT	PTS	AVG
1973-74	31	183-423	.433	80-108	.741	446	14.4
1974-75	7	16-35	.450	13-17	.730	45	6.4
1976-77	21	184-417	.441	135-159	.849	503	24.0
1977-78	30	194-472	.411	121-148	.818	509	17.0
Totals	89	577-1347	.428	349-432	.808	1503	16.9



54

Tom Conrad
Center, 6-6, 200
Miami, Fla.

YEAR	G	FG-FGA	PCT	FT-FTA	PCT	PTS	AVG
1956-57	13	12-35	.343	6-14	.429	30	2.3
1957-58	26	166-380	.437	111-149	.745	443	17.0
1959-60	25	155-376	.412	88-123	.715	398	15.9
1960-61	26	191-437	.437	100-123	.813	482	18.5
Totals	90	524-1228	.426	305-409	.746	1353	15.0



45

David Brown
Guard, 5-10, 152
Darlington, S.C.


YEAR	G	FG-FGA	PCT	FT-FTA	PCT	PTS	AVG
1985-86	27	66-162	.407	38-46	.826	170	6.3
1986-87	29	156-328	.476	89-117	.761	442	15.2
1987-88	25	123-297	.414	75-98	.765	369	14.8
1988-89	29	169-435	.389	107-136	.787	517	17.8
Totals	110	514-1222	.421	309-397	.778	1498	13.6



32

Matt Rafferty
Forward, 6-8, 215
Hinsdale, Ill.


YEAR	G	FG-FGA	PCT	FT-FTA	PCT	PTS	AVG
2015-16	35	97-201	.483	68-86	.791	279	8.0
2016-17	15	44-77	.571	23-33	.697	113	7.5
2017-18	33	147-246	.598	64-89	.719	371	11.2
2018-19	33	217-353	.615	135-176	.767	577	17.5
Totals	116	505-877	.576	290-384	.755	1340	11.6



22

Dick Esleek
Guard, 6-1, 180
Portsmouth, Va.

YEAR	G	FG-FGA	PCT	FT-FTA	PCT	PTS	AVG
1966-67	24	119-289	.412	77-107	.720	315	13.1
1967-68	27	184-450	.409	168-209	.804	536	19.6
1968-69	26	222-533	.417	193-232	.832	637	24.5
Totals	77	525-1272	.413	438-548	.799	1488	19.3



23

Hal Henderson
Guard, 6-0, 175
Simpsonville, S.C.

YEAR	G	FG-FGA	PCT	FT-FTA	PCT	PTS	AVG
1988-89	29	108-269	.402	59-75	.787	301	10.4
1989-90	31	91-255	.357	54-71	.761	287	9.3
1990-91	29	80-196	.408	82-106	.774	292	10.1
1991-92	28	127-271	.469	109-131	.832	421	15.0
Totals	117	406-991	.409	304-383	.794	1301	11.1


FURMAN MEN'S BASKETBALL RECORD BOOK



11

Jordan Miller
Guard, 6-1, 175
Memphis, Tenn.


YEAR	G	FG-FGA	PCT	FT-FTA	PCT	PTS	AVG
2007-08	30	53-162	.327	34-47	.723	157	5.2
2008-09	30	140-380	.368	91-113	.805	414	13.8
2009-10	28	121-309	.392	96-119	.807	390	13.9
2010-11	30	110-266	.414	70-94	.745	338	11.3
Totals	118	424-1117	.380	291-373	.780	1299	11.0



1

Moussa Diagne
Forward, 6-8, 215
Thies, Senegal


YEAR	G	FG-FGA	PCT	FT-FTA	PCT	PTS	AVG
2003-04	22	76-138	.551	22-35	.629	183	8.3
2004-05	29	143-283	.505	62-83	.747	357	12.3
2005-06	28	134-265	.506	43-70	.614	331	11.8
2006-07	31	151-316	.478	76-93	.817	411	13.3
Totals	110	504-1002	.503	203-281	.722	1282	11.7



45

Clay Mounce
Forward, 6-7, 210
Elkin, N.C.


YEAR	G	FG-FGA	PCT	FT-FTA	PCT	PTS	AVG
2017-18	30	59-105	.208	26-39	.667	149	5.0
2018-19	33	134-259	.517	33-44	.750	354	10.7
2019-20	32	157-304	.516	48-80	.600	421	13.2
2020-21	25	129-269	.480	38-48	.792	345	13.8
Totals	120	479-937	.511	145-211	.687	1269	10.6



11

Guilherme Da Luz
Guard, 6-3, 208
Sao Paulo, Brazil


YEAR	G	FG-FGA	PCT	FT-FTA	PCT	PTS	AVG
1999-00	32	98-254	.386	63-85	.741	280	8.8
2000-01	26	98-264	.371	71-100	.710	292	11.2
2001-02	31	124-310	.400	88-121	.727	362	11.7
2002-03	28	107-292	.366	71-89	.798	319	11.4
Totals	117	427-1120	.381	293-395	.742	1253	10.7



0

Eric Webb
Guard, 6-1, 185
Grand Rapids, Minn.

YEAR	G	FG-FGA	PCT	FT-FTA	PCT	PTS	AVG
2003-04	29	87-213	.408	46-56	.821	279	9.6
2004-05	29	97-249	.390	41-58	.707	312	10.8
2005-06	28	108-240	.450	74-86	.860	359	12.8
2006-07	31	96-230	.417	43-60	.717	303	9.8
Totals	117	388-932	.416	204-260	.785	1253	10.7



31

Russ Hunt
Guard/Forward, 6-8, 205
Milford, Conn.

YEAR	G	FG-FGA	PCT	FT-FTA	PCT	PTS	AVG
1970-71	24	138-318	.434	126-194	.649	402	16.8
1971-72	28	244-464	.526	141-221	.638	629	22.5
1972-73	29	95-213	.446	27-49	.551	217	7.5
Totals	81	477-995	.479	294-464	.634	1248	15.4



35

Daniel Fowler
Guard, 6-4, 195
Acworth, Ga.


YEAR	G	FG-FGA	PCT	FT-FTA	PCT	PTS	AVG
2014-15	33	94-204	.461	46-74	.622	256	7.8
2015-16	32	68-159	.428	33-51	.647	202	6.3
2016-17	35	127-296	.429	86-109	.789	382	10.9
2017-18	33	131-280	.486	60-72	.833	377	11.4
Totals	133	420-939	.447	225-306	.735	1217	9.2



3

Anthony Thomas
Guard, 6-4, 200,
Atlanta, Ga.


YEAR	G	FG-FGA	PCT	FT-FTA	PCT	PTS	AVG
1998-99	25	57-163	.350	35-49	.714	162	6.5
1999-01	32	109-252	.433	49-68	.721	305	9.5
2000-01	26	95-239	.397	39-54	.722	289	11.1
2001-02	31	154-327	.471	54-67	.806	450	14.5
Totals	114	415-981	.423	177-238	.603	1206	10.6



42

Noel Gilliard
Forward, 6-7, 215
Charleston, S.C.

YEAR	G	FG-FGA	PCT	FT-FTA	PCT	PTS	AVG
1981-82	25	64-158	.405	42-68	.618	170	6.8
1982-83	29	122-275	.444	44-80	.550	288	9.9
1983-84	28	138-264	.523	48-87	.552	322	11.5
1984-85	28	164-347	.473	74-139	.532	402	14.4
Totals	110	488-1044	.467	208-373	.557	1182	10.7



14

Don Webster
Forward, 6-6, 220
Auburn, Me.

YEAR	G	FG-FGA	PCT	FT-FTA	PCT	PTS	AVG
1965-66	26	180-425	.424	121-160	.756	481	18.5
1966-67	24	155-358	.432	78-105	.743	388	16.2
1967-68	16	123-269	.457	58-73	.795	304	19.0
Totals	66	458-1052	.435	257-338	.760	1173	17.8



27

Nield Gordon
Center, 6-7, 195
Brunswick, Md.


YEAR	G	FG-FGA	PCT	FT-FTA	PCT	PTS	AVG
1951-52	24	196-466	.420	103-169	.609	495	20.6
1952-53	27	252-585	.430	153-268	.570	657	24.3
Totals	51	448-1051	.426	256-437	.585	1152	22.6



26

Fred Fraley
Guard, 6-0, 186
Wayland, Ky.

YEAR	G	FG-FGA	PCT	FT-FTA	PCT	PTS	AVG
1953-54	27	110-306	.359	82-131	.626	302	11.2
1954-55	27	161-441	.365	104-184	.565	426	15.8
1955-56	28	174-479	.363	74-123	.602	422	15.1
Totals	82	445-1226	.363	260-438	.594	1150	14.0



24

Al Daniel
Forward, 6-4, 190
Saluda, S.C.


YEAR	G	FG-FGA	PCT	FT-FTA	PCT	PTS	AVG
1977-78	30	200-362	.552	119-147	.810	519	17.3
1978-79	29	239-480	.498	125-161	.776	603	20.8
Totals	59	439-842	.520	244-308	.792	1122	19.0



4

Noah Gurley
Forward, 6-8, 210
Fayetteville, Ga.


YEAR	G	FG-FGA	PCT	FT-FTA	PCT	PTS	AVG
2018-19	31	103-225	.458	33-51	.647	273	8.8
2019-20	32	173-324	.534	89-127	.701	459	14.3
2020-21	25	146-299	.488	56-81	.691	386	15.4
Totals	88	422-848	.498	178-259	.687	1118	12.7



40

Joey Brooks
Center, 6-6, 215
Knoxville, Tenn.


YEAR	G	FG-FGA	PCT	FT-FTA	PCT	PTS	AVG
1985-86	27	74-118	.627	52-94	.553	200	7.4
1986-87	29	86-146	.589	52-79	.658	224	7.6
1987-88	28	129-225	.573	75-118	.635	334	11.9
1988-89	29	137-229	.598	72-127	.567	348	12.0
Totals	113	426-718	.593	251-418	.600	1106	9.8



44

Brian Edwards
Center, 6-10, 220
Wilmington, N.C.

YEAR	G	FG-FGA	PCT	FT-FTA	PCT	PTS	AVG
1989-90	3	0-2	.000	4-4	1.00	4	1.3
1990-91	29	75-155	.484	41-58	.707	191	6.6
1992-92	27	49-106	.462	45-60	.750	143	5.3
1992-93	25	126-250	.504	60-89	.674	312	12.5
1993-94	28	155-291	.533	65-109	.596	375	13.4
Totals	112	405-804	.504	215-320	.672	1025	9.2



40

Craig Lynch
Forward, 6-7, 205
Toledo, Ohio

YEAR	G	FG-FGA	PCT	FT-FTA	PCT	PTS	AVG
1972-73	29	69-157	.439	50-66	.758	188	6.5
1973-74	31	128-283	.452	44-67	.657	300	9.8
1974-75	29	191-372	.513	84-107	.785	466	16.1
1975-76	8	54-117	.462	31-42	.738	139	17.4
Totals	97	442-929	.476	209-282	.741	1093	11.3



43

Leroy Peacock
Guard, 5-10, 165
Maple Shade, N.J.

YEAR	G	FG-FGA	PCT	FT-FTA	PCT	PTS	AVG
1961-62	26	140-308	.454	70-86	.814	350	13.4
1962-63	25	134-280	.478	91-113	.805	359	14.3
1963-64	26	152-332	.458	79-114	.693	383	14.7
Totals	77	426-920	.463	240-313	.767	1092	14.2



11

John Castile
Forward, 6-5, 213
Columbia, S.C.

YEAR	G	FG-FGA	PCT	FT-FTA	PCT	PTS	AVG
1984-85	25	50-104	.481	34-45	.756	134	5.4
1985-86	27	96-181	.530	63-89	.708	255	9.4
1986-87	29	129-220	.586	76-109	.697	334	11.5
1987-88	28	130-236	.551	81-109	.743	347	12.4
Totals	109	405-741	.546	254-352	.721	1070	9.8



21

Kris Acox
Forward, 6-6, 220
Reykjavik, Iceland

YEAR	G	FG-FGA	PCT	FT-FTA	PCT	PTS	AVG
2013-14	16	23-42	.548	13-24	.542	59	3.7
2014-15	32	91-152	.599	42-84	.500	224	7.0
2015-16	35	135-220	.614	43-87	.494	313	8.9
2016-17	35	199-317	.628	57-102	.559	455	13.0
Totals	118	448-731	.613	155-297	.522	1051	8.9



1

Justin Dehm
Guard, 6-1, 182
Peoria, Ill.

YEAR	G	FG-FGA	PCT	FT-FTA	PCT	PTS	AVG
2007-08	30	101-238	.424	49-57	.860	313	10.4
2008-09	29	94-245	.384	31-38	.816	274	9.4
2009-10	30	84-222	.378	44-52	.846	261	8.7
2010-11	33	65-152	.428	24-30	.800	202	6.1
Totals	122	344-857	.401	148-177	.836	1050	8.6



55

Gerald Glur
Forward, 6-5, 200
Louisville, Ky.

YEAR	G	FG-FGA	PCT	FT-FTA	PCT	PTS	AVG
1960-61	26	108-237	.455	53-87	.609	269	10.3
1961-62	27	130-270	.481	98-136	.716	358	13.7
1962-63	28	143-288	.496	116-159	.729	402	14.3
Totals	81	381-795	.479	267-382	.699	1029	12.7

Man of the Century

February 13, 2004 marked the 50th anniversary of Frank Selvy's 100-point game — a record that is likely to stand as long as college basketball is played.

Reprinted from Fall 2003 issue of Furman magazine.

By Vince Moore

If you're going to score 100 points in a college basketball game, the first thing you need to do is get to 98 and then give yourself one final opportunity to reach the century mark.

Furman's Frank Selvy had already accomplished the first part and now he had just a few seconds to manage the second. He got the ball near the top of the key at the far end of the court, took a couple of steps and launched a running, one-handed shot as the clock expired.

It was February 13, 1954. Furman was playing Newberry in Greenville's old Textile Hall, and the game had already assumed historic proportions. Local television station WFBC was broadcasting the game live, the first such broadcast in the state. A large contingent from Selvy's hometown of Corbin, Ky., including his entire family, had driven down for a special celebration. It was, in fact, the first time Selvy's mother had seen him play in college. A crowd of 4,000 was packed to the rafters and the public address announcer was providing a running total of Selvy's points, so everybody knew exactly where he stood.

If there was ever a moment when a player could be expected to launch a brick from 40 feet, this was it. But Frank Selvy was the best college basketball player in America, and nobody was surprised when the ball sailed on a perfect line and swished through the basket as Furman won, 149-95. And although Selvy is as humble a former All-American and No. 1 NBA draft choice as you'll ever meet, he will admit that he knew the shot was good before the ball left his hand.


"I never had any doubt about that last shot," he says. "It was a night I felt like I could do just about anything on the basketball court."

This season marks the 50th anniversary of Selvy's remarkable feat, which still stands as the greatest individual accomplishment in Division I college basketball. In the intervening 50 years, no player has come close to scoring that many points in a game. Accounts of Selvy's 100-point game have been reported by media across the country

over the last five decades, including the Associated Press and Sports Illustrated. There are people who have never been within 1,000 miles of the Furman campus who know that Frank Selvy played basketball at Furman.

When Ronald Granieri, a former Furman history professor who now teaches at the University of Pennsylvania, tried to tell his Dad about Furman after the university had hired him in 1997, he was stopped in mid-sentence. "I know Furman," said his father, a lifelong resident of New York. "Frank Selvy scored 100 points for them once."

For Furman fans, the 100-point game has assumed near mythical status. Therefore, it's easy to take for granted what Selvy actually managed to do. The statistics are otherworldly — 41 of 66 from the field, 18 of 22 free throws, a team-high 13 rebounds. But perhaps the most impressive thing is that on a night when Selvy was pushed to center stage in front of family and live TV cameras and 4,000 people who came for the express purpose of watching



Known as "The Corbin Comet," Selvy led the nation in scoring (41.7 ppg) and was named national player-of-the-year in 1954.



The first live telecast of a sporting event in Upstate South Carolina history, Frank Selvy's NCAA record 100-point scoring performance versus Newberry on Feb. 13, 1954, could not have been more historic.

him play, he raised his performance to a level that college basketball had not seen before — or since.

Selvy will tell you that he was not at all nervous that night. In fact, he says he can't recall a nervous moment on the court during his four years at Furman — not during games that came down to the last shot, not against Duke or North Carolina, not playing in Madison Square Garden, not even before a 40-foot heave to reach 100 points. And that explains a lot about why people still remember Frank Selvy's name.

In 1949-50, the year before Selvy came to Furman, the basketball team posted a 9-12 record. In the 10 years prior to that, the team had two winning seasons. But in the winter of 1950, providence knocked on Furman's door. A group of teen-agers from Corbin High School in Kentucky had driven to Greenville to see about playing for the Furman football team. Although he had no interest in football, Selvy accompanied them in hopes that he might get a basketball tryout.

Melvin Bell '50, who coached the basketball team that year, was sitting in his office when the athletic director asked him to work out a few of the Corbin boys on the court. "You never know," he said. "Some of them might be able to help out the basketball team, too."

What Bell witnessed that afternoon is still burned into his memory. "I came into the gym and Frank was warming up," says Bell, a Greenville resident. "He must have hit 10 left-handed hook shots in a row. I finally said, 'Son, are you left-handed?' He said 'No, sir,' and then he turned around and hit another 10 right-handed. We started scrimmaging, and he drove around players like they weren't there and scored anytime he wanted."

By the time the workout was finished, Bell was unsure of what he had seen. Was it possible that somebody could just show up, unannounced, from Corbin, Ky., and be that good? But he knew he wasn't hallucinating when the Furman football players who had taken part in the scrimmage came into his office afterward and said, "Man, who in the world was that?"

Bell immediately called Lyles Alley, Furman's head coach who was on a sabbatical to work on a master's degree at Columbia University, and told him that Furman needed to offer this Selvy kid a scholarship. Alley agreed but said he wanted to see Selvy for himself when he returned to Furman. Selvy made a second trip to campus to work out for Alley in the spring, and the deal was finalized.

The Furman coaches were already aware of their good fortune, but they would soon learn just how preposterously good it was. Selvy had always been a late bloomer, and they had landed him just prior to a complete metamorphosis. Selvy, for instance, hadn't even made the Corbin varsity team as a sophomore. And while he was a first-team all-state center as a senior, he was only 6 feet and 150 pounds when he finished high school. But he grew to 6-2 over the summer and would reach 6-4 and 180 pounds by his senior year in college.

"Where I grew up, if you told somebody you were going to do something, you did it," he says. "I never once thought about going back on my commitment to Furman."

Frank Selvy

When Selvy played in all-star games in Kentucky and Ohio the summer after high school and was voted the most valuable player in both, the University of Kentucky and its legendary coach, Adolph Rupp, rushed to offer him a scholarship. So did North Carolina, Tennessee and Eastern Kentucky. But Selvy had already agreed to attend Furman, and he spurned all other offers.

"Where I grew up, if you told somebody you were going to do something, you did it," he says. "I never once thought about going back on my commitment to Furman."

Selvy, of course, was as good as advertised. Freshmen couldn't play on the varsity in those days, but the 1950-51 Furman freshman team went undefeated as Selvy averaged better than 25 points per game. The varsity, which had posted a 3-20 record that same

During his varsity career, Furman compiled a 59-21 record and defeated Duke, South Carolina, Miami (Fla.), Clemson, Georgia, Georgia Tech, Virginia Tech and Manhattan. By the time his Furman career was finished, Selvy held 24 major college records and had scored 50 points or better eight different times. He was a three-time All-American, which included being named to the first team his junior and senior years, and was named the United Press International National Player of the Year his final season.

If there was a better player in America, people couldn't say who it was. Frank McGuire, who was head coach at North Carolina at the time, said, "The Southern Conference is the toughest league in the country and Frank Selvy is the best player in the league." Del Booth, a writer with the Associated Press, said, "Selvy is the finest basketball player I have seen any time, any place." And it has been written that Rupp believed letting Selvy get away to Furman was the greatest mistake of his coaching life.

"Frank was the best college basketball player I ever saw," says Melvin Bell. "The only college players I thought were in the same class were Jerry West (West Virginia) and David Thompson (North Carolina State). He was that good."

Anybody who watched Selvy play in those days said he could do it all. He was a deft ball-handler who could drive to the basket or stop and shoot a deadly accurate jump shot from any distance. But he was also big enough to post up inside and hook with either hand. It was pretty much up to the defense to decide how they wanted him to score his points.

"Once he got the ball, there wasn't much a defensive player could do," Bell says. "If you didn't go right to him, he would hit a shot. If you did, he would drive right around you."

Dan Foster '49, the longtime sports editor for The Greenville News, remembers one particular night that Selvy was playing in Textile Hall.

"Frank drove the lane and left his feet to pass to a teammate when a defensive player suddenly blocked his way," Foster says. "So he twirled around on his way out of bounds and spun the ball off the backboard and into the basket. That just wasn't something you saw in those days."

As if that wasn't enough, Selvy was also a campus leader during his Furman years.

He was president of his senior class and a member of the Blue Key honorary fraternity. The school newspaper voted him "Student of the Year" and he was elected to Quaternion, the select men's society.

And yet, through it all, he remained unaffected by all the attention and accolades. "I have never seen a boy carry such great publicity so humbly," Walter Johnson, the athletic director at Presbyterian College, said at the time.

Selvy's basketball career did not end after he graduated from Furman in 1954. He was the No. 1 pick of the Baltimore Bullets in the National Basketball Association draft and signed a \$10,000 contract, the most money ever paid to a rookie at that time. But the NBA was not the billion-dollar empire it is today — which Selvy found out when the Bullets declared bankruptcy three weeks into his first season.

"They told us the team had folded after a game in Fort Wayne, Indiana," Selvy says. "They also told us we could get back to Baltimore the best way we could."

Selvy thought about giving up the pro game right there, but the NBA had a re-draft for the Bullet players and he was the only player on the team selected. So it was on to the Milwaukee (later St. Louis) Hawks, where he averaged 19 points per game in 1954-55 while playing

alongside another star rookie, forward Bob Pettit. But his pro career was interrupted again when he was called into the U.S. Army. Stationed in Germany, he missed part or all of the next three seasons.

When his service commitment ended, Selvy returned to the NBA. After a season with the New York Knicks, he spent the last five years of his pro career as a member of the Minneapolis and Los Angeles Lakers, where his teammates included Hall of Famers



The arrival of Selvy (No. 28) helped Furman's 1952 team (pictured) defeat Duke and South Carolina on the way to an 18-6 season, making the Paladins the nation's most improved team.

season, managed a total turnaround Selvy's sophomore year, going 18-6 with Selvy averaging 24.6 points a game. Furman was named the most improved team in the nation. Selvy — the Corbin Comet — only got better. He led the country in scoring as a junior (29.5 points per game) and as a senior (41.7), and he played every minute of every game his final season. That same year, he became the first player to average more than 40 points a game and score more than 1,000 points in a season (1,209).

FURMAN MEN'S BASKETBALL RECORD BOOK

FURMAN VS. NEWBERRY

Feb. 13, 1954

Furman (149)	FG	FT	TP
Bennett.....	0	1-1	1
Floyd.....	12	1-1	25
Fraley.....	3	0-2	6
Poole.....	0	0-0	0
Thomas.....	5	1-1	11
Kyber.....	0	0-2	0
Roth.....	0	0-0	0
Gordon.....	0	0-0	0
SELVY.....	41	18-22	100
Deardorff.....	1	1-1	3
Wright.....	0	0-0	0
Jones.....	0	1-1	1
Gilreath.....	1	0-0	2
TOTALS.....	63	23-31	149

Newberry (95)	FG	FT	TP
Boland.....	0	0-0	0
Warner.....	2	0-4	4
Leitner.....	6	4-7	16
Bailey.....	0	1-2	1
Blanko.....	14	7-10	35
Cone.....	1	0-0	2
Roth.....	0	3-4	3
McElven.....	1	0-0	2
Davis.....	13	6-7	32
TOTALS.....	37	21-34	95

Newberry	19	25	22	29	—	95
Furman	38	39	32	40	—	149

Jerry West and Elgin Baylor. The Lakers made the playoffs every year Selvy was there and played in the championship finals twice. He retired from the league in 1964.

Selvy spent a total of nine seasons in the NBA, none of which mirrored the spectacular success of his college years. Although he did produce big scoring games and was the leading vote-getter for the West team in the all-star game his rookie year, there were no coaches like Lyles Alley who made Selvy the focal point of their offenses.

"I think I could have done in the pros what I did in college, but you have to have plays set up for you and you have to get a lot of shots," says Selvy, who averaged 10.8 points per game for his pro career. "I played point guard for the Lakers, and my role was to play defense and get the ball to Jerry West and Elgin Baylor. And that's what I did."

Once he left the NBA, however, his basketball career wasn't over. There was one final stop, this time as a coach at his alma mater. He and his wife, Barbara, returned to Greenville, and after two years as an assistant at Furman, he took over for Alley just before the start of the 1966-67 season. His 44-59 record in four years as Furman's coach helped rebuild the program and paved the way for the success of the Joe Williams years. But Selvy doesn't remember his coaching days fondly.

"If I had it to do again, I wouldn't have coached," he says. "It was a mistake for me

to come back. There weren't many full scholarships and I put too much pressure on myself. We did OK and made a few improvements, but I was glad to get out alive."

After that, Selvy joined the sales department of St. Joe Paper Company in nearby Laurens and worked for 25 years, retiring in 1995 on the same date he started. He says he never played basketball again once he left the pros, not even in pick-up games. "I was too beat up," he says, citing a litany of nagging injuries.

Now 71, Selvy lives just outside of Greenville. He and Barbara, a former Miss Arkansas he met on a blind date set up by Pettit during his Army days, enjoy spending time with family. He still plays a pretty mean game of golf — he is a former club champion at Greenville Country Club — and likes to take pictures of his grandchildren and e-mail them to friends and relatives. He manages to attend about 10 Furman basketball games a season, and he remains in excellent health except for those lingering aches and pains courtesy of his playing days.

As for that night nearly 50 years ago, when he set a record that will likely hold up as long as people play college basketball, Selvy is finally ready to reveal the secret to scoring



The first player selected in the 1954 NBA Draft, Selvy played alongside NBA greats such as the Hawks' Bob Pettit and the Lakers' Jerry West and Elgin Baylor.

100 points in a game

"I was able to relax and not let all the hoopla and pressure get to me," he said. "That's the only way something like that can be done. Just relax and let it happen. And that's the way I always played. I just wanted to go do it. I had no doubts."

FRANK SELVY

G, 6-4, 180, CORBIN, KY., FURMAN UNIVERSITY

YEAR	G	FGM-FGA	.PCT	FTM-FTA	.PCT	PTS	AVG
1951-52	24	223-556	.401	145-199	.730	591	24.6
1952-53	25	272-646	.421	194-263	.733	738	29.5
1953-54	29	427-941	.454	355-444	.794	1209	41.7
Totals	78	922-2143	.430	694-906	.766	2538	32.5

1952 — All-America (3rd Team Converse); All-Southern Conference (1st Team); All-Southern Conference Tournament (1st Team); South Carolina Player-of-the-Year.

1953 — All-America (1st Team Converse); All-Southern Conference (1st Team); All-Southern Conference Tournament (1st Team); Southern Conference Player-of-the-Year; South Carolina Player-of-the-Year; Southern Conference Athlete-of-the-Year.

1954 — United Press National Player-of-the-Year; All-America (1st Team Consensus); All-Southern Conference (1st Team); All-Southern Conference Tournament (1st Team); Southern Conference Player-of-the-Year; South Carolina Player-of-the-Year; No.1 Draft Pick of Baltimore Bullets.

Other — National Collegiate Basketball Hall of Fame (2022), Jersey No. 28 Retired; Furman Athletic Hall-of-Fame (Charter Member); South Carolina Athletic Hall-of-Fame; Furman Records Held (17); Southern Conference Records Held (10); NCAA Records Held (5)

FRANK SELVY'S PROFESSIONAL BASKETBALL CAREER

Year	Team(s)	G	FG-FGA	PCT	FG-FTA	PCT	REB	PTS	AVG
1954-55	Balt.-Milwaukee	71	452-1195	.378	444-610	.728	394	1348	19.0
1955-56	St. Louis	17	67-183	.366	53-71	.746	54	187	11.0
1957-58	St. Louis-Minn.	38	44-167	.263	47-77	.610	88	135	3.6
1958-59	New York	68	233-605	.385	201-262	.767	248	667	9.8
1959-60	Syr.-Los Angeles	62	205-521	.393	153-208	.735	175	563	9.1
1960-61	Los Angeles	77	311-767	.405	210-289	.727	301	832	10.8
1961-62	Los Angeles	79	433-1032	.419	298-404	.758	412	1164	14.7
1962-63	Los Angeles	80	317-747	.424	192-269	.714	288	826	10.3
1963-64	Los Angeles	73	160-423	.378	78-122	.639	149	398	5.5
Career		565	2222-5640	.394	1676-2312	.725	2109	6120	10.8

INDIVIDUAL

Most Rebounds

Game: 35, Bob Thomas vs. The Citadel, Jan. 14, 1956
 Game (Opponent):
 SoCon: 35, Bob Thomas vs. The Citadel,
 SoCon Opponent:
 SoCon Tournament:
 SoCon Tournament Opponent:
 Season: 488, Gerald Glur, 1961-62
 As A Freshman: 314, Jonathan Moore, 1976-77
 As A Sophomore: 368, Jonathan Moore, 1977-78
 As A Junior: 488, Gerald Glur, 1961-62
 As A Senior: 401, Joe Brunson, 1969-70
 Career: 1,242, Jonathan Moore, 1977-80

Highest Rebounding Average

Season: 18.1, Gerald Glur, 1961-62
 Career: 15.8, Joe Brunson, 1968-70

Most Blocked Shots

Game: 9, George Singleton vs. The Citadel, Jan. 26, 1981
 9, George Singleton vs. Marshall, Feb. 21, 1981
 Game (Opponent): 7, Elden Campbell, Clemson, Dec. 1, 1988
 Season: 93, George Singleton, 1980-81
 Career: 269, George Singleton, 1981-84

TEAM

Most Rebounds, Game:

Furman:
 Opponent:
 SoCon:
 SoCon Opponent:

Most Rebounds, Season:

Furman: 1,503, 1955-56
 Opponents: 1,418, 1971-72

Most Blocked Shots, Game:

Furman:
 Opponent:

Most Blocked Shots, Season:

Furman: 154, 2010
 Opponents: 116, 2000



John Castile is one of the few players to rank among Furman's all-time leaders in scoring, rebounding, steals, and assists.

SINGLE GAME REBOUNDS

Player	Year	Site, Opponent, Score	Rebs.
Bob Thomas	1956	a-The Citadel (90-61)	35
Steve Ross	1958	h-Presbyterian (108-95)	32
Dag Wilson	1960	h-William & Mary (92-73)	31
Gerald Glur	1963	a-Richmond (71-74)	29
Joe Brunson	1970	h-The Citadel (80-71)	28
Joe Brunson	1969	h-American (78-63)	28
Bob Thomas	1955	h-Presbyterian (110-87)	28
Gerald Glur	1961	h-Wofford (77-51)	27
Gerald Glur	1962	h-East Tenn. State (60-58)	27
Joe Brunson	1969	h-VMI (71-68)	27
Joe Brunson	1970	h-Erskine (74-61)	27
Gerald Glur	1963	h-Wofford (90-62)	25
Joe Brunson	1969	h-Wofford (90-74)	25
Joe Brunson	1969	h-William & Mary (78-49)	25
Clyde Mayes	1975	n-N. C. State (87-102)	25
Jim Strickland	1977	h-Presbyterian (83-61)	25
Jimmie Herring	1956	h-William & Mary (109-85)	24
Clyde Mayes	1974	a-Davidson (69-62)	23
Joe Brunson	1969	a-George Washington (74-92)	22
Joe Brunson	1969	n-Richmond (64-66)	22

SOUTHERN CONFERENCE GAME REBOUNDS

Player	Year	Site, Opponent, Score	Rebs.
Bob Thomas	1956	a-The Citadel (90-61)	35
Dag Wilson	1960	h-William & Mary (92-73)	31
Gerald Glur	1963	a-Richmond (71-74)	29
Joe Brunson	1970	h-The Citadel (80-71)	28
Joe Brunson	1969	h-VMI (71-68)	27
Joe Brunson	1969	h-William & Mary (78-49)	25
Jimmie Herring	1956	h-William & Mary (109-85)	24
Clyde Mayes	1974	a-Davidson (69-62)	23
Joe Brunson	1969	a-George Washington (74-92)	22

SEASON REBOUNDS

Rank	Player	Year	G	Avg.	Rebs.
1)	Gerald Glur	1962	27	18.1	488
2)	Clyde Mayes	1975	31	13.0	402
3)	Joe Brunson	1970	25	16.1	401
4)	Frank Selvy	1954	29	13.8	400
5)	Clyde Mayes	1976	29	13.5	392
6)	Bob Thomas	1955	27	13.8	373
7)	Jonathan Moore	1978	30	12.3	368
8)	Gerald Glur	1963	28	13.1	367
9)	Joe Brunson	1969	22	15.6	344
10)	Dag Wilson	1960	24	13.8	331
11)	Gerald Glur	1961	26	12.6	328
12)	Clyde Mayes	1974	29	11.1	322
13)	Jonathan Moore	1977	28	11.2	314
14)	Jimmie Herring	1956	28	10.8	303
15)	Jim Strickland	1976	27	11.1	300

SEASON REBOUNDS PER GAME

Rank	Player	Year	G	Rebs.	Avg.
1)	Gerald Glur	1962	27	488	18.1
2)	Joe Brunson	1970	25	401	16.1
3)	Joe Brunson	1969	22	344	15.6
4)	Bob Thomas	1956	27	373	13.8
5)	Frank Selvy	1954	29	400	13.8
6)	Dag Wilson	1960	24	331	13.8
7)	Clyde Mayes	1975	29	392	13.5
8)	Gerald Glur	1963	28	367	13.1
9)	Clyde Mayes	1974	31	402	13.0
10)	Gerald Glur	1961	26	328	12.6
11)	Jonathan Moore	1978	30	368	12.3
12)	Don Webster	1966	26	296	11.4
13)	Dag Wilson	1959	26	294	11.3
14)	Jonathan Moore	1977	28	314	11.2
15)	Jim Strickland	1976	27	300	11.1

SEASON REBOUNDING LEADERS

Year	Player	G	Rebs.	Avg.
1954	Frank Selvy	29	400	13.8
1955	Bob Thomas	27	373	13.8
1956	Jimmy Herring	28	303	10.8
1957	Steve Ross	27	269	10.0
1958	Tom Conard	26	279	10.7
1959	Dag Wilson	26	294	11.3
1960	Dag Wilson	24	331	13.8
1961	Gerald Glur	26	328	12.6
1962	Gerald Glur	27	488	18.1
1963	Gerald Glur	28	367	13.1
1964	Don Frye	20	143	7.1
1965	Norm Schaffer	25	176	7.0
1966	Don Webster	26	296	11.4
1967	Don Webster	24	250	10.4
1968	David Whitener	27	240	8.9
1969	Joe Brunson	22	344	15.6
1970	Joe Brunson	25	401	16.1
1971	Russ Hunt	24	215	9.0
1972	Roy Simpson	25	242	9.7
1973	Clyde Mayes	29	322	11.1
1974	Clyde Mayes	31	402	13.0
1975	Clyde Mayes	29	392	13.6
1976	Jim Strickland	27	300	11.1
1977	Jonathan Moore	28	314	11.2
1978	Jonathan Moore	30	368	12.3
1979	Jonathan Moore	29	288	9.9
1980	Jonathan Moore	30	272	10.1
1981	George Singleton	27	272	10.1
1982	George Singleton	21	160	7.6
1983	George Singleton	29	237	8.2
1984	George Singleton	29	199	6.9
1985	Noel Gilliard	28	204	7.3
1986	John Castile	27	182	6.7
1987	John Castile	29	212	7.3
1988	John Castile	28	205	7.3
1989	Joey Brooks	29	232	8.0
1990	Derek Waugh	30	248	8.3
1991	Derek Waugh	29	221	7.6
1992	Derek Waugh	29	174	6.4
1993	Derek Waugh	28	219	7.8
1994	Brian Edwards	28	290	10.4
1995	Chuck Vincent	27	234	8.7
1996	Chuck Vincent	27	221	8.2
1997	Chuck Vincent	27	263	9.7
1998	Chuck Vincent	29	229	7.9
1999	Daniel Quigley	28	250	8.9
2000	Karim Souchu	29	215	7.4
2001	Kenny Zeigler	26	265	7.5
2002	Kenny Zeigler	27	152	5.6
2003	Kenny Zeigler	31	242	7.8
2004	Nick Sanders	29	182	6.3
2005	Moussa Diagne	29	153	5.3
2006	Robby Bostain	28	160	5.7
2007	Gerad Punch	22	182	5.9
2008	Alex Opacic	30	146	4.9
2009	Bryson Barnes	28	149	5.3
2010	Amu Saaka	30	217	7.2
2011	Amu Saaka	33	213	6.5
2012	Brandon Sebirumbi	31	174	5.6
2013	Colin Reddick	31	192	6.2
2014	Kendrec Ferrara	30	147	4.9
2015	Kris Acox	32	241	7.5
2016	Matt Rafferty	35	233	6.7
2017	Kris Acox	35	269	7.7
2018	Matt Rafferty	33	236	7.2
2019	Matt Rafferty	33	298	9.0
2020	Clay Mounce	32	193	6.0
2021	Clay Mounce	25	157	6.3
2022	Jalen Slawson	34	251	7.4
2023	Jalen Slawson	36	255	7.1

FURMAN MEN'S BASKETBALL RECORD BOOK

CAREER REBOUNDS

Rank	Player	Years	G	Rebs.	Avg.
1)	Jonathan Moore	1977-80	117	1,242	10.6
2)	Gerald Glur	1961-63	81	1,183	14.6
3)	Clyde Mayes	1973-75	89	1,118	12.6
4)	Chuck Vincent	1995-98	110	947	8.6
5)	Bob Thomas	1954-55	68	917	13.5
6)	George Singleton	1981-84	106	868	8.2
7)	Derek Waugh	1990-93	114	862	7.6
8)	Matt Rafferty	2016-19	116	851	7.3
9)	Jalen Slawson	2019-23	153	839	5.5
10)	Kris Acox	2014-17	118	790	6.7
11)	Fessor Leonard	1973-75	87	786	9.0
12)	Tom Conard	1957-61	90	779	8.6
13)	Bruce Evans	1989-92	117	761	6.5
14)	Joe Brunson	1970-71	47	745	15.8
15)	Brian Edwards	1990-94	112	731	6.5
16)	Kenny Zeigler	2000-03	115	726	6.3
17)	Don Webster	1966-68	66	722	10.9
18)	Daniel Quigley	1996-99	109	719	6.6
19)	John Castile	1985-88	109	675	6.2
20)	Steve Ross	1956-59	78	673	8.6

CAREER REBOUNDS PER GAME

Rank	Player	Years	G	Rebs.	Avg.
1)	Joe Brunson	1968-70	47	745	15.8
2)	Gerald Glur	1960-63	81	1,183	14.6
3)	Bob Thomas	1953-56	68	917	13.5
4)	Clyde Mayes	1972-75	89	1,118	12.6
5)	Dag Wilson	1958-60	50	625	12.5
6)	Don Webster	1965-68	66	722	10.939
7)	Jim Strickland	1975-77	55	600	10.909
8)	Jonathan Moore	1976-80	117	1,242	10.6
9)	Jimmie Herring	1955-57	53	533	10.0
10)	Lisco Thomas	1969-71	46	456	9.9
11)	Fessor Leonard	1973-75	87	786	9.034
12)	Roy Simpson	1971-73	54	486	9.000
13)	Tom Conard	1957-61	90	779	8.655
14)	Steve Ross	1956-59	78	673	8.628
15)	Chuck Vincent	1994-98	110	947	8.609



George Singleton's career numbers rank ninth in scoring, sixth in rebounding, and first in blocked shots.

SINGLE GAME BLOCKED SHOTS

Player	Year	Site, Opponent, Score	Blk
George Singleton	1981	h-The Citadel (75-65)	9
George Singleton	1981	h-Marshall (92-90)	9
George Singleton	1982	h-VMI (102-80)	7
Jonathan Moore	1979	h-Davidson (86-65)	7
Will Coles	1996	h-North Carolina Wesleyan (90-48)	7
Kendrec Ferrara	2015	h-Chattanooga (71-74)	7
Clyde Mayes	1974	a-Clemson (69-82)	6
Kendrec Ferrara	2016	h-Chattanooga (70-55)	6

SEASON BLOCKED SHOT LEADERS

Year	Player	G	Blk.	Avg.
1975	Clyde Mayes	29	69	2.4
1976	Jim Strickland	27	67	2.5
1977	Jim Strickland	28	50	1.8
1978	Jonathan Moore	30	35	1.2
1979	Jonathan Moore	29	67	2.3
1980	Jonathan Moore	30	50	1.7
1981	George Singleton	27	93	3.4
1982	George Singleton	21	40	1.9
1983	George Singleton	29	65	2.2
1984	George Singleton	29	71	2.4
1985	Herman Sims	27	20	0.7
1986	Herman Sims	20	12	0.6
1987	John Castile	29	20	0.7
1988	John Castile	27	9	0.3
	Tracy Garrick	28	9	0.3
1989	Brent Williams	29	17	0.6
1990	Tracy Garrick	31	20	0.6
1991	Brian Edwards	28	28	1.0
1992	Brian Edwards	27	17	0.6
1993	Brian Edwards	25	24	1.0
1994	Brian Edwards	28	23	0.8
1995	Chuck Vincent	27	26	1.0
1996	Chuck Vincent	27	20	0.7
1997	Will Coles	27	26	0.9
1998	Will Coles	23	24	1.0
1999	Will Coles	27	24	0.9
2000	Karim Souchu	29	17	0.6
2001	Kenny Zeigler	26	24	0.9
2002	Malaye Ndoye	30	16	0.6
2003	Marijan Pojatina	30	39	1.3
2004	Marijan Pojatina	28	40	1.4
2005	Moussa Diagne	29	27	0.9
2006	Moussa Diagne	28	32	1.1
2007	Moussa Diagne	31	24	0.8
2008	Noah States	30	20	0.7
2009	Bryson Barnes	28	30	1.1
2010	Colin Reddick	29	38	1.3
2011	Noah States	28	23	0.8
2012	Bryson Barnes	22	21	0.9
2013	Colin Reddick	31	30	0.9
2014	Kendrec Ferrara	30	27	0.9
2015	Kendrec Ferrara	33	41	1.2
2016	Matt Rafferty	35	30	0.9
2017	Kris Acox	35	25	0.7
2018	Matt Rafferty	33	21	0.6
2019	Clay Mounce	33	37	1.1
2020	Jalen Slawson	32	26	0.8
2021	Jalen Slawson	25	30	1.2
2022	Jalen Slawson	34	58	1.7
2023	Jalen Slawson	36	55	1.5

CAREER BLOCKED SHOTS

Rank	Player	Years	G	Blk	Avg.
1)	George Singleton	1981-84	106	269	2.5
2)	Jonathan Moore	1977-80	117	182	1.6
	Jalen Slawson	2019-22	153	182	1.2
4)	Jalen Slawson	2019-22	117	127	1.1
5)	Kendrec Ferrara	2013-16	129	123	0.9
6)	Jim Strickland	1976-77	55	117	2.1
7)	Marijan Pojatina	2000-04	100	114	1.1
8)	Kendrec Ferrara	2012-15	94	98	1.0



Among Jonathan Moore's array of talent was superb shot blocking ability.



Moussa Diagne paced Furman in blocked shots for three seasons (2005-07).

INDIVIDUAL

Most Field Goals Made

Game: 41, Frank Selvy vs. Newberry, Jan. 13, 1954
 Game (Opponent): 30, Jay Handlan, Washington & Lee, Feb. 17, 1951
 Season: 427, Frank Selvy, 1953-54
 Career: 922, Frank Selvy, 1952-54

Most Field Goals Attempted

Game: 66, Frank Selvy vs. Newberry, Feb. 13, 1954
 Game (Opponent): 71, Jay Handlan, Washington & Lee, Feb. 24, 1951
 Season: 941, Frank Selvy, 1953-54
 Career: 2,143, Frank Selvy, 1952-54

Highest Field Goal Percentage:

Game: 100.0%, (14x14), Russ Hunt vs. Appalachian State, Dec. 9, 1971
 Game (Opponent): 100.0%, (14x14), Bob Lienhard, Georgia, Dec. 19, 1968
 (12x12), Todd Lichti, Stanford, Dec. 29, 1988
 Season: 62.8%, (199x317), Kris Acox, 2014-17
 Career: 61.3%, (448x731), Kris Acox, 2014-17

TEAM

Most Field Goals Made, Game:

Furman: 63 vs. Newberry, Feb. 13, 1954
 Opponents: 52, Mercer, Feb. 8, 1973

Most Field Goals Made, Season:

Furman: 1,042, 1972-73
 Opponents: 949, 1973-74

Most Field Goals Attempted, Game:

Furman: 116 vs. The Citadel, Jan. 8, 1955
 Opponents:

Most Field Goals Attempted, Season:

Furman: 2,370, 1953-54
 Opponents: 2,302, 1953-54

Highest Field Goal Percentage, Game:


Furman: 71.4%, (20x28) vs. James Madison, Dec. 1, 1984
 Opponents 66.7%, (38x57) by South Carolina, Feb. 11, 1982;
 (24x36) by Clemson, Jan. 31, 1981;
 (34x51) by N. C. State, Feb. 6, 1981

Highest Field Goal Percentage, Season:

Furman: 50.2%, 1983-84
 Opponents: 51.0%, 1975-76

Lowest Field Goal Percentage, Season:

Furman: 39.0%, 1955-56
 Opponents: 35.7%, 1954-55



Bruce Evans' strong low post game made him one of the most accurate shooters in Furman history.

SINGLE GAME INDIVIDUAL FIELD GOALS MADE

Player	Year	Site, Opponent, Score	FGM (FGA)
Frank Selvy.....	1954.....	h-Newberry (149-95).....	41 (of 66)
Darrell Floyd.....	1955.....	h-Morehead State (117-130).....	27 (of 51)
Darrell Floyd.....	1956.....	h-The Citadel (112-68).....	23 (of 49)
Darrell Floyd.....	1954.....	h-Clemson (124-87).....	22 (of 43)
Frank Selvy.....	1953.....	h-Mercer (114-94).....	21 (of ...)
Frank Selvy.....	1954.....	a-Wofford (117-73).....	21 (of 40)
Frank Selvy.....	1954.....	h-Wofford (123-102).....	21 (of 47)
Darrell Floyd.....	1955.....	h-William & Mary (101-103).....	21 (of 35)
Frank Selvy.....	1954.....	h-Davidson (105-93).....	21 (of 39)
Frank Selvy.....	1954.....	h-South Carolina (93-75).....	21 (of ...)
Darrell Floyd.....	1955.....	h-The Citadel (154-67).....	21 (of 33)
Darrell Floyd.....	1955.....	h-Virginia Tech (125-87).....	21 (of ...)
Darrell Floyd.....	1956.....	h-Erskine (98-88).....	21 (of 45)
Frank Selvy.....	1952.....	a-Wofford (93-89).....	20 (of ...)
Nield Gordon.....	1953.....	a-College of Charleston (114-67).....	19 (of ...)
Frank Selvy.....	1954.....	n-Cincinnati (77-93).....	19 (of ...)
Dick Esleek.....	1969.....	h-Newberry (97-87).....	19 (of 31)
Roy Simpson.....	1972.....	h-East Carolina (107-84).....	19 (of 33)
Frank Selvy.....	1954.....	n-Mississippi (78-88).....	18 (of ...)

SINGLE GAME INDIVIDUAL FIELD GOALS ATTEMPTED

Player	Year	Site, Opponent, Score	FGA (FGM)
Frank Selvy.....	1954.....	h-Newberry (149-95).....	66 (41)
Darrell Floyd.....	1955.....	h-Morehead State (117-130).....	51 (27)
Darrell Floyd.....	1956.....	h-The Citadel (112-68).....	49 (23)
Frank Selvy.....	1954.....	h-Wofford (123-102).....	47 (21)
Darrell Floyd.....	1956.....	h-Erskine (98-88).....	45 (21)

SINGLE GAME INDIVIDUAL FIELD GOAL PERCENTAGE (Minimum 10 FGA)

Player	Year	Site, Opponent, Score	FGM-FGA	.Pct
Russ Hunt.....	1972.....	h-Appalachian State (101-91).....	14-14.....	1.000
Noah Gurley.....	2020.....	h-Southern Wesleyan (83-61).....	10-10.....	1.000
Kris Acox.....	2017.....	a-Campbell (79-64).....	11-12.....	.917
Lisco Thomas.....	1971.....	a-West Virginia (95-101).....	11-12.....	.917
Mel Daniel.....	1980.....	a-VMI (84-67).....	11-12.....	.917
George Singleton.....	1981.....	h-Marshall (92-90).....	10-11.....	.909
Fessor Leonard.....	1974.....	h-Baptist (92-64).....	9-10.....	.900
Mel Daniel.....	1980.....	h-Davidson (84-68).....	9-10.....	.900
Jim Strickland.....	1976.....	n-William & Mary (57-70).....	9-10.....	.900
Tazari Green.....	1994.....	a-Charleston Southern (103-98).....	9-10.....	.900
Darrell Arbaugh.....	2000.....	h-Coastal Carolina (97-75).....	9-10.....	.900
Kris Acox.....	2016.....	h-Bluefield (94-46).....	9-10.....	.900
Kris Acox.....	2017.....	h-The Citadel (83-68).....	9-10.....	.900
Kris Acox.....	2017.....	h-ETSU (75-62).....	9-10.....	.900
Clyde Mayes.....	1973.....	h-The Citadel (79-69).....	13-15.....	.867
Michael Hall.....	1974.....	a-Appalachian State (111-71).....	12-14.....	.857
Kris Acox.....	2017.....	h-Wofford (78-69).....	12-14.....	.857
Mike Bothwell.....	2023.....	h-Stephen F. Austin (72-70).....	12-14.....	.857
Clyde Mayes.....	1973.....	a-Jacksonville (66-86).....	11-13.....	.846
Bruce Grimm.....	1974.....	h-The Citadel (91-59).....	11-13.....	.846
Bruce Evans.....	1990.....	h-Western Carolina (79-77).....	11-13.....	.846
Joe Brunson.....	1970.....	a-Wofford (109-86).....	10-12.....	.833
John Castile.....	1988.....	h-The Citadel (91-84).....	10-12.....	.833
Shawn Reid.....	1988.....	a-The Citadel (81-68).....	10-12.....	.833
Bruce Evans.....	1991.....	h-Erskine (113-91).....	10-12.....	.833
Bruce Evans.....	1991.....	h-VMI (87-67).....	10-12.....	.833
Daniel Quigley.....	1999.....	h-VMI (84-51).....	10-12.....	.833
Bruce Evans.....	1991.....	h-Marshall (75-72).....	14-17.....	.823

SEASON FIELD GOALS MADE


Rank	Player	Year	G	FGM (FGA)
1).....	Frank Selvy.....	1954.....	29.....	427 (941)
2).....	Darrell Floyd.....	1955.....	25.....	344 (796)
3).....	Darrell Floyd.....	1956.....	28.....	339 (850)
4).....	Frank Selvy.....	1953.....	25.....	272 (646)
5).....	Jonathan Moore.....	1979.....	29.....	264 (486)
6).....	Jerry Smith.....	1962.....	27.....	261 (560)
7).....	Clyde Mayes.....	1975.....	29.....	260 (503)
8).....	Nield Gordon.....	1953.....	27.....	252 (585)
9).....	Russ Hunt.....	1972.....	28.....	244 (464)
10).....	Fessor Leonard.....	1973.....	29.....	240 (456)

SEASON FIELD GOALS ATTEMPTED

Rank	Player	Year	G	FGA (FGM)
1).....	Frank Selvy.....	1954.....	29.....	941 (427)
2).....	Darrell Floyd.....	1956.....	28.....	850 (339)
3).....	Darrell Floyd.....	1955.....	25.....	796 (344)
4).....	Frank Selvy.....	1953.....	25.....	646 (272)
5).....	Nield Gordon.....	1953.....	27.....	585 (252)
6).....	Jerry Smith.....	1962.....	27.....	560 (261)
7).....	Frank Selvy.....	1952.....	24.....	556 (223)
8).....	Dick Wright.....	1957.....	27.....	544 (199)
9).....	Dick Esleek.....	1969.....	26.....	533 (222)
10).....	Clyde Mayes.....	1975.....	29.....	503 (260)

SEASON FIELD GOAL PERCENTAGE (Minimum 100 FGM)

Rank	Player	Year	G	FG-FGA	.Pct
1).....	Kris Acox.....	2017.....	35.....	199-317.....	.628
2).....	Matt Rafferty.....	2019.....	33.....	217-353.....	.615
3).....	Kris Acox.....	2016.....	35.....	135-220.....	.614
4).....	Joey Brooks.....	1989.....	29.....	137-229.....	.598
5).....	Matt Rafferty.....	2018.....	33.....	147-246.....	.598
6).....	Bruce Evans.....	1989.....	29.....	151-253.....	.597
7).....	George Singleton.....	1984.....	29.....	164-276.....	.594
8).....	John Castile.....	1987.....	29.....	129-220.....	.586
9).....	George Singleton.....	1982.....	21.....	120-205.....	.585
10).....	Bruce Evans.....	1991.....	28.....	179-307.....	.583



Russ Hunt drained all 14 of his field goal attempts in a 101-91 victory over Appalachian State on Dec. 9, 1971.

FURMAN MEN'S BASKETBALL RECORD BOOK

SEASON FIELD GOAL PERCENTAGE LEADERS (Minimum 100 FGM)

Year	Player	G	FG-FGA	.Pct
1954	Frank Selvy	29	427-941	.454
1955	Bob Thomas	27	149-319	.469
1956	Darrell Floyd	28	339-850	.399
1957	Byron Pinson	27	142-324	.438
1958	Byron Pinson	26	199-445	.447
1959	Dag Wilson	26	157-289	.543
1960	Dag Wilson	24	154-319	.483
1961	Tom Conard	26	191-437	.437
1962	Jerry Smith	27	261-560	.467
1963	Gerald Glur	28	143-288	.496
1964	Don Frye	20	110-228	.482
1965	Les Heicher	25	135-280	.482
1966	Bane Sarrett	26	205-454	.452
1967	Steve Lawrence	24	180-328	.548
1968	Steve McCammon	27	141-319	.442
1969	Dick Esleeck	26	222-533	.417
1970	Joe Brunson	25	140-242	.579
1971	Lisco Thomas	20	130-281	.463
1972	Russ Hunt	28	244-464	.526
1973	Clyde Mayes	29	189-353	.535
1974	Clyde Mayes	31	234-428	.574
1975	Clyde Mayes	29	260-503	.517
1976	Jim Strickland	27	176-313	.562
1977	Jonathan Moore	28	229-413	.554
1978	Jonathan Moore	30	234-418	.560
1979	Jonathan Moore	29	264-486	.543
1980	Mel Daniel	30	165-286	.577
1981	George Singleton	27	167-312	.535
1982	George Singleton	21	120-205	.585
1983	George Singleton	29	176-303	.581
1984	George Singleton	29	164-276	.594
1985	Noel Gilliard	28	164-347	.473
1986	Eric Moore	27	108-215	.502
1987	John Castile	29	129-220	.586
1988	Joey Brooks	28	129-225	.573
1989	Bruce Evans	29	151-253	.597
1990	Bruce Evans	31	170-300	.567
1991	Bruce Evans	28	179-307	.583
1992	Bruce Evans	28	169-301	.561
1993	Derek Waugh	28	138-273	.505
1994	Brian Edwards	28	155-291	.533
1995	Steve Harris	27	168-370	.454
1996	Chuck Vincent	27	149-273	.546
1997	Chuck Vincent	27	165-332	.497
1998	Chuck Vincent	29	176-306	.575
1999	Daniel Quigley	28	134-254	.528
2000	Karim Souchu	29	180-333	.541
2001	Karim Souchu	26	190-415	.458
2002	Anthony Thomas	31	154-327	.471
2003	Karim Souchu	31	223-438	.509
2004	Maleye Ndoye	29	165-344	.480
2005	Moussa Diagne	29	143-283	.505
2006	Moussa Diagne	28	134-265	.506
2007	Moussa Diagne	31	151-316	.478
2008	Alex Opacic	30	113-236	.479
2009	Bryson Barnes	28	82-174	.471
2010	Amu Saaka	30	163-364	.448
2011	Noah States	28	106-209	.507
2012	Brandon Sebirumbi	31	109-206	.529
2013	Colin Reddick	31	150-299	.502
2014	Kendrec Ferrara	30	116-235	.494
2015	Stephen Croone	31	155-346	.448
2016	Kris Acox	35	135-220	.614
2017	Kris Acox	35	199-317	.628
2018	Matt Rafferty	33	147-246	.598
2019	Matt Rafferty	33	217-353	.615
2020	Noah Gurley	32	173-324	.534
2021	Noah Gurley	25	146-299	.488
2022	Jalen Slawson	34	176-364	.484
2023	Jalen Slawson	36	193-347	.556

CAREER FIELD GOALS MADE


Rank	Player	Years	G	FGM (FGA)
1)	Jonathan Moore	1977-80	117	947 (1757)
2)	Frank Selvy	1952-54	78	922 (2143)
3)	Darrell Floyd	1954-56	71	868 (2063)
4)	Karim Souchu	2000-03	117	772 (1607)
5)	Mike Bothwell	2019-23	157	706 (1436)
6)	Clyde Mayes	1973-75	89	683 (1284)
7)	Bruce Evans	1989-92	117	675 (1171)
8)	Dick Wright	1956-59	107	646 (1739)
9)	Jerry Smith	1961-63	81	638 (1484)
10)	George Singleton	1981-84	106	627 (1096)

CAREER FIELD GOALS ATTEMPTED


Rank	Player	Years	G	FGA (FGM)
1)	Frank Selvy	1952-54	78	2143 (922)
2)	Darrell Floyd	1954-56	71	2063 (868)
3)	Jonathan Moore	1977-80	117	1757 (947)
4)	Dick Wright	1956-59	107	1739 (646)
5)	Karim Souchu	2000-03	117	1607 (772)
6)	Jerry Smith	1961-63	81	1484 (638)
7)	Byron Pinson	1957-60	103	1438 (601)
8)	Mike Bothwell	2019-23	157	1436 (706)
9)	Bruce Grimm	1974-78	89	1347 (577)
10)	Devin Sibley	2015-18	134	1318 (621)

CAREER FIELD GOAL PERCENTAGE (Minimum 4.0 FGM/Game or 400 FGM)

Rank	Player	Years	G	FG-FGA	.Pct
1)	Kris Acox	2014-17	118	448-731	.613
2)	Joey Brooks	1986-89	113	426-718	.593
3)	Bruce Evans	1989-92	116	669-1161	.576
4)	Matt Rafferty	2016-19	116	505-877	.576
5)	George Singleton	1981-84	106	627-1096	.572
6)	Stanislav Makshantsev	1999-00	42	207-370	.559
7)	John Castile	1985-88	109	405-741	.546
8)	Chuck Vincent	1995-98	110	624-1155	.540
9)	Steve Lawrence	1965-67	60	274-508	.5393
10)	Jonathan Moore	1977-80	117	947-1757	.5389
11)	Jim Strickland	1976-77	55	337-628	.536
12)	Clyde Mayes	1973-75	89	683-1284	.532
13)	Derek Waugh	1990-93	114	498-951	.523
14)	Al Daniel	1978-79	59	439-842	.521
15)	Jalen Slawson	2019-23	153	535-1032	.518



Clyde Mayes' accurate shooting ability helped Furman to 64 wins and three Southern Conference Tournament championships from 1973-75.



Al Daniel (1978-79) averaged 19.0 points per game and shot a solid 53.2 percent from the field in two seasons at Furman.

INDIVIDUAL

Most Free Throws Made

Game: 25, Frank Selvy vs. The Citadel, Jan. 30, 1954
 Game (Opponent): 25, Jay Holup, George Washington, Feb. 17, 1956
 Season: 355, Frank Selvy, 1953-54
 Career: 694, Frank Selvy, 1952-54

Most Free Throws Attempted

Game: 27, Frank Selvy vs. The Citadel, Jan. 30, 1954
 Game (Opponent): 30, Jay Holup, George Washington, Feb. 17, 1956
 Season: 444, Frank Selvy, 1953-54
 Career: 906, Frank Selvy, 1952-54

Highest Free Throw Percentage

Game: 100.0%, (15x15), Jerry Smith vs. Richmond, Feb. 19, 1962
 (14x14), Jerry Smith vs. George Washington, Feb. 9, 1963
 (14x14), Ray Miller vs. Illinois, Dec. 11, 1975
 (14x14), Mel Daniel vs. Stanford, Dec. 4, 1981
 (14x14), Stanislav Makshantsev vs. Duquesne, Dec. 12, 1998
 (14x14), Amu Saaka vs. South Carolina, Dec. 22, 2010
 Game (Opponent):
 Season: 86.0%, (74x86), Eric Webb, 2005-06
 Career: 82.2%, (609x743), Jerry Smith, 1961-63

TEAM

Most Free Throws Made, Game:

Furman: 47 vs. Clemson, Jan 29, 1955
 Opponents: 50, Morehead State, Jan. 22, 1955

Most Free Throws Made, Season:

Furman: 678, 1953-54
 Opponents: 663, 1955-56

Most Free Throws Attempted, Game:

Furman: 71 vs. Clemson, Jan. 28, 1955
 Opponents: 62, Morehead State, Jan. 22, 1955

Most Free Throws Attempted, Season:

Furman: 1,023, 1955-56
 Opponents: 1,016, 1955-56

Highest Free Throw Percentage, Game:


Furman: 100.0% (15x15) vs. Stetson, Jan. 15, 1979
 Opponents: 100.0% (19x19) vs. Davidson, Jan. 10, 1963

Highest Free Throw Percentage, Season:

Furman: 77.3%, (557x721), 1977-78
 Opponents: 71.6%, (326x455), 2019-20

Lowest Free Throw Percentage, Season:

Furman: 60.7%, (333x549), 1993-94
 Opponents: 63.5%, (435x685), 1993-94



Jerry Smith



Frank Selvy

SINGLE GAME INDIVIDUAL FREE THROWS MADE

Player	Year	Site, Opponent, Score	FTM (FTA)
Frank Selvy.....	1954	h-The Citadel (114-69)	25 (of 27)
Frank Selvy.....	1953	h-Mercer (114-94)	21 (of 27)
Frank Selvy.....	1954	h-Mercer (93-49)	21 (of 25)
Dick Esleeck.....	1969	h-East Carolina (77-68)	19 (of 21)
Frank Selvy.....	1954	h-Newberry (149-95)	18 (of 22)
Darrell Floyd.....	1956	a-South Carolina (97-109)	18 (of 19)
Stanislav Makshantsev.....	1999	h-Wofford (83-90)	18 (of 24)
Frank Selvy.....	1954	a-The Citadel (91-63)	17 (of 20)
Dick Esleeck.....	1969	a-Davidson (70-105)	17 (of 18)
Frank Selvy.....	1954	h-Georgia Tech (114-67)	17 (of 20)

SINGLE GAME TEAM FREE THROWS MADE


Year	Site, Opponent, Score	FTM (FTA)
1955.....	h-Clemson (89-73)	47 (of 71)
1958.....	h-Presbyterian (108-95)	42 (of 49)
1955.....	a-New York University (93-85)	41 (of 67)
1958.....	h-Wofford (89-86)	39 (of 44)
1961.....	h-West Virginia (87-96)	39 (of 45)
1955.....	h-Virginia Tech (125-87)	37 (of 48)
1956.....	a-New York University (85-100)	37 (of 52)
1979.....	n-The Citadel (105-94)	37 (of 48)
2012.....	h-UNCG (93-85)	37 (of 47)

SINGLE GAME INDIVIDUAL FREE THROWS ATTEMPTED


Player	Year	Site, Opponent, Score	FTA (FTM)
Frank Selvy.....	1954	h-The Citadel (114-69)	27 (25)
Frank Selvy.....	1953	h-Mercer (119-94)	27 (21)
Darrell Floyd.....	1955	h-Georgia Tech (111-95)	24 (16)
S. Makshantsev.....	1999	h-Wofford (83-90)	24 (18)
Frank Selvy.....	1954	h-Newberry (149-95)	22 (18)
Darrell Floyd.....	1956	a-New York University (85-100)	22 (16)

SINGLE GAME TEAM FREE THROWS ATTEMPTED

Year	Site, Opponent, Score	FTA (FTM)
1955.....	h-Clemson (89-73)	71 (47)
1955.....	a-New York University (93-85)	67 (41)
1956.....	h-Clemson (99-112)	56 (33)
1956.....	a-Clemson (91-80)	56 (35)
1955.....	h-Presbyterian (110-87)	54 (34)
1956.....	a-New York University (85-100)	52 (37)
1973.....	h-Davidson (102-94)	52 (36)
1972.....	h-Manhattan (105-95)	52 (35)



Hal Henderson (1989-92) was a career 79.3 percent free throw shooter.



Mel Daniel (1979-82) led Furman in free throw shooting in each of his four seasons of play.

SINGLE GAME INDIVIDUAL FREE THROW PERCENTAGE (Minimum 10 FTM)

Player	Year	Site, Opponent, Score	FTM-FTA	.Pct
Jerry Smith.....	1962	h-Richmond (79-54)	15-15	1.000
Jerry Smith.....	1963	h-George Washington (82-74)	14-14	1.000
Ray Miller.....	1976	h-Illinois (75-73)	14-14	1.000
Mel Daniel.....	1982	a-Stanford (74-78)	14-14	1.000
S. Makshantsev.....	1999	n-Duquesne (83-78)	14-14	1.000
Amu Saaka.....	2011	h-South Carolina (91-75)	14-14	1.000
Jerry Smith.....	1962	a-Davidson (62-60)	13-13	1.000
Jim Strickland.....	1977	h-Jacksonville (88-74)	13-13	1.000
Bruce Grimm.....	1977	h-Clemson (86-94)	13-13	1.000
Guilherme Da Luz.....	2002	h-The Citadel (83-75)	13-13	1.000
Jordan Lyons.....	2020	a-Alabama (73-81)	13-13	1.000
Jerry Smith.....	1962	a-Georgia Tech (54-80)	12-12	1.000
Jerry Smith.....	1962	h-Clemson (88-97)	12-12	1.000
Dick Esleeck.....	1969	h-Clemson (82-92)	12-12	1.000
John Cottingham.....	1976	a-South Carolina (83-77)	12-12	1.000
Bruce Grimm.....	1977	h-South Carolina (88-80)	12-12	1.000
Leroy Peacock.....	1963	h-Richmond (64-54)	11-11	1.000
Dick Esleeck.....	1969	h-Richmond (89-66)	11-11	1.000
Mel Daniel.....	1981	n-Davidson (66-74)	11-11	1.000
Chuck Vincent.....	1998	a-The Citadel (59-57)	11-11	1.000
Mike Bothwell.....	2023	h-Stephen F. Austin (72-70)	11-11	1.000
Bob Thomas.....	1955	h-Virginia Tech (125-87)	10-10	1.000
Byron Pinson.....	1959	h-Presbyterian (82-68)	10-10	1.000
Dick Esleeck.....	1969	a-Richmond (83-96)	10-10	1.000
Rick McKinney.....	1978	h-Tenn.-Chattanooga (86-82)	10-10	1.000
Rick McKinney.....	1980	a-Appalachian State (75-71)	10-10	1.000
Mel Daniel.....	1981	h-Clemson (67-69)	10-10	1.000
David Brown.....	1987	a-Appalachian State (81-75)	10-10	1.000
Hal Henderson.....	1991	a-Mercer (100-83)	10-10	1.000
Anthony Thomas.....	2002	a-Georgia Southern (78-86)	10-10	1.000
Stephen Croone.....	2016	h-ETSU (74-70)	10-10	1.000
Matt Rafferty.....	2019	a-UNCG (79-89)	10-10	1.000
Mike Bothwell.....	2023	a-Appalachian State (65-61)	10-10	1.000
Darrell Floyd.....	1956	a-South Carolina (97-109)	18-19	.947
Jerry Smith.....	1962	h-Clemson (89-63)	17-18	.944
Frank Selvy.....	1954	n-Davidson (84-68)	14-15	.933
Charles Selvy.....	1970	h-West Virginia (87-80)	14-15	.933
Rodney Arnold.....	1978	a-Clemson (87-69)	13-14	.929
Mel Daniel.....	1981	h-East Tennessee State (78-76)	13-14	.929
Robby Bostain.....	2007	h-Western Carolina (79-67)	13-14	.929
Mike Bothwell.....	2023	a-Wofford (96-82)	13-14	.929
Frank Selvy.....	1954	h-The Citadel (114-69)	25-27	.926

FURMAN MEN'S BASKETBALL RECORD BOOK

SINGLE GAME TEAM FREE THROW PERCENTAGE

Year	Site, Opponent, Score	FTM-FTA	.Pct
1979	h-Stetson (85-91)	15-15	1.000
2019	a-Samford (90-81)	23-24	.958
1978	a-Stetson (77-71)	19-20	.950
1963	h-Virginia Tech (70-64)	18-19	.947
2017	a-Campbell (79-64)	18-19	.947
2019	a-VMI (89-57)	16-17	.941
1961	h-Wofford (77-51)	15-16	.938
2007	h-College of Charleston (77-80)	15-16	.938
2007	UNC-Greensboro (86-91)	15-16	.938
2007	h-Western Carolina (79-67)	35-38	.921
1975	h-Minnesota (77-66)	23-25	.920
1954	a-Newberry (85-67)	33-36	.916
1963	h-Richmond (64-54)	22-24	.916
1980	h-Austin Peay (93-89)	21-23	.913
1990	h-Appalachian State (91-81)	30-33	.909
1978	n-N.C. State (68-67)	20-22	.909
2020	a-Charleston Southern (91-47)	10-11	.909
1980	a-East Tennessee State (86-84)	36-40	.900

SEASON INDIVIDUAL FREE THROW PERCENTAGE (Minimum 2.5 FTM/Game)

Rank	Player	Year	G	FTM-FTA	.Pct
1)	Amu Saaka	2011	33	130-149	.872
2)	Eric Webb	2006	28	74-86	.860
3)	Jerry Smith	1963	27	204-238	.857
4)	Bruce Grimm	1977	21	135-159	.849
5)	Derek Waugh	1993	28	117-139	.842
6)	Darrell Floyd	1954	18	68-81	.839
7)	Hal Henderson	1992	28	109-131	.832
8)	Dick Esleeck	1969	26	193-232	.831
9)	Mike Bothwell	2022	34	108-130	.831
10)	Rodney Arnold	1978	29	86-104	.827



Derek Waugh (1990-93) is one of only four 80 percent career free throw shooters in program history.

SEASON FREE THROW PERCENTAGE LEADERS (Minimum 2.5 FTM/Game)

Year	Player	G	FTM-FTA	.Pct
1954	Darrell Floyd	18	68-81	.839
1955	Bob Gaines	22	94-119	.790
1956	Darrell Floyd	28	268-350	.766
1957	Bob Gaines	21	64-91	.700
1958	Byron Pinson	26	138-184	.750
1959	Dag Wilson	26	131-185	.708
1960	Dag Wilson	24	144-196	.735
1961	Tom Conrad	26	100-123	.813
1962	Jerry Smith	26	206-251	.821
1963	Jerry Smith	27	204-238	.857
1964	David Selvy	26	80-99	.808
1965	David Selvy*	24	54-69	.783
1966	Don Webster	26	78-105	.756
1967	Don Webster	24	78-105	.743
1968	Dick Esleeck	27	168-209	.804
1969	Dick Esleeck	26	193-232	.832
1970	Steve McCammon	22	62-76	.816
1971	Jerry Martin	26	66-86	.767
1972	Gary Clark	28	70-85	.824
1973	Fessor Leonard*	29	54-70	.771
1974	Bruce Grimm	31	80-108	.741
1975	Fessor Leonard*	29	71-88	.807
1976	Ray Miller	27	124-164	.756
1977	Bruce Grimm	21	135-159	.849
1978	Rodney Arnold	29	86-104	.827
1979	Mel Daniel	29	73-89	.820
1980	Mel Daniel	30	124-156	.795
1981	Mel Daniel	24	179-231	.775
1982	Mel Daniel	27	163-198	.823
1983	George Singleton	29	116-168	.690
1984	George Singleton	29	146-208	.702
1985	Noel Gilliard	28	74-139	.532
1986	Eric Moore*	27	66-100	.660
1987	David Brown	29	89-117	.761
1988	David Brown	25	75-98	.765
1989	David Brown	29	107-136	.787
1990	Derek Waugh	30	87-110	.790
1991	Derek Waugh	28	88-111	.793
1992	Hal Henderson	28	109-131	.832
1993	Derek Waugh	28	117-139	.842
1994	Pat Marshall*	28	43-55	.782
1995	Chuck Vincent	27	68-103	.660
1996	Jason Stewart	24	62-79	.785
1997	Chuck Vincent	27	107-176	.608
1998	Chuck Vincent	29	146-196	.745
1999	Bubba Smith	28	71-94	.755
2000	Karim Souchu	29	80-122	.656
2001	Guilherme Da Luz	26	71-100	.710
2002	Guilherme Da Luz	31	88-121	.727
2003	Guilherme Da Luz	28	71-89	.798
2004	Robby Bostain	29	91-115	.791
2005	Moussa Diagne	29	62-83	.747
2006	Eric Webb	28	74-86	.860
2007	Moussa Diagne	31	76-93	.817
2008	George Brozos	30	79-98	.806
2009	Jordan Miller	30	91-113	.805
2010	Jordan Miller	28	96-119	.807
2011	Amu Saaka	33	130-149	.872
2012	Brandon Sebirumbi	31	126-184	.685
2013	Colin Reddick	31	91-125	.728
2014	Stephen Croone	30	192-256	.750
2015	Stephen Croone	31	170-226	.752
2016	Stephen Croone	33	194-253	.767
2017	Devin Sibley	34	121-164	.747
2018	Matt Rafferty	33	64-89	.719
2019	Matt Rafferty	33	135-176	.767
2020	Jordan Lyons	32	123-149	.826
2021	Mike Bothwell	25	66-80	.825
2022	Mike Bothwell	34	108-130	.831
2023	Mike Bothwell	36	162-197	.822


* No Qualifiers On Team (Highest Non-Qualifier FTM/Game)

CAREER FREE THROW PERCENTAGE (Minimum 2.5 FTM/Game)

Rank	Player	Years	G	FTM-FTA	.Pct
1)	Jerry Smith	1961-63	81	609-743	.822
2)	Mike Bothwell	2019-23	157	405-494	.820
3)	Bruce Grimm	1973-78	89	349-432	.8078
4)	Derek Waugh	1990-93	114	353-437	.8077
5)	Mel Daniel	1979-82	110	539-674	.800
6)	Dick Esleeck	1966-69	77	438-548	.799
7)	David Selvy	1963-65	50	134-168	.797
8)	Hal Henderson	1989-92	117	304-383	.793
9)	Al Daniel	1978-79	59	244-308	.792
10)	Amu Saaka	2010-11	63	237-303	.782
11)	Darrell Floyd	1954-56	71	545-698	.781
12)	Jordan Miller	2008-11	118	291-373	.780
13)	David Brown	1986-89	110	309-397	.778
14)	Robby Bostain	2004-07	117	346-451	.767
15)	Frank Selvy	1952-54	78	694-906	.766



Guilherme Da Luz (2000-03) was Furman's most accurate free throw shooter in three of his four seasons.



Jerry Smith (1960-63) still holds Furman's career free throw shooting standard (82.2 percent).

INDIVIDUAL

Most 3-Point Field Goals Made

Game: 15, Jordan Lyons vs. North Greenville, Nov. 15, 2018
 Game (Opponent): 9, Brian Brown, VMI, Feb. 12, 2015
 Season: 113, Alex Hunter, 2021-22
 Career: 318, Alex Hunter, 2018-22

Most 3-Point Field Goals Attempted

Game: 35, Jordan Lyons vs. North Greenville, Nov. 15, 2018
 Game (Opponent): 17, Kyle McAlarney, Notre Dame, Nov. 30, 2008
 Season: 303, Jordan Lyons, 2018-19
 Career: 846, Jordan Lyons, 2017-20

Highest 3-Point Field Goal Percentage

Game: 100.0%, (5x5), Andrew Brown vs. ETSU, Feb. 9, 2019
 Game (Opponent): 100.0%, (5x5), Brandon Born, Chattanooga., Feb. 11, 1995
 Season: 46.2%, (66x143), Shawn Reid, 1987-88
 Career: 45.0%, (146x324), Shawn Reid, 1983-88

TEAM

Most 3-Point Field Goals Made, Game:

Furman: 22 vs. North Greenville, Nov. 9, 2021
 Opponents: 24, VMI, Feb. 12, 2015

Most 3-Point Field Goals Made, Season:

Furman: 401, 2021-22
 Opponents: 245, 2016-17

Most 3-Point Field Goals Attempted, Game:

Furman: 49 vs. North Greenville, Nov. 15, 2018
 Opponents: 47, Kentucky, Dec. 19, 1989

Most 3-Point Field Goals Attempted, Season:

Furman: 1054, 2021-22
 Opponents: 786, 2016-17

Highest 3-Point Field Goal Percentage, Season:

Furman: 42.8%, (137x320), 1986-87
 Opponents: 40.8%, (40x98), 1987-88



Shawn Reid (1984-88) still ranks as the most accurate 3-point shooter in Furman history.

SINGLE GAME INDIVIDUAL 3FG MADE

Player	Year	Site, Opponent, Score	3FG (3FGA)
Jordan Lyons	2019	h-North Greenville (107-67)	15 (of 34)
Jordan Lyons	2020	a-VMI (89-73)	10 (of 12)
David Brown	1989	n-Stanford (71-88)	8 (of 15)
Sammie Liberatore	1994	h-Marshall (83-64)	8 (of 14)
Eric Webb	2005	h-Virginia Intermont (126-33)	8 (of 12)
Alex Hunter	2022	a-Mississippi State (66-69)	8 (of 11)
Shawn Reid	1988	a-The Citadel (81-68)	7 (of 8)
Anthony Smith	1994	a-Chattanooga (68-78)	7 (of 14)
Jason Stewart	1996	a-Clemson (61-76)	7 (of 13)
Anthony Thomas	2002	h-Methodist (87-65)	7 (of 8)
Jordan Lyons	2019	h-Bob Jones (102-48)	7 (of 13)
Jordan Lyons	2019	n-Mercer (85-74)	7 (of 13)
Alex Hunter	2021	h-Samford (78-64)	7 (of 9)
Alex Hunter	2022	a-Western Carolina (103-85)	7 (of 14)
Marcus Foster	2023	h-VMI (85-62)	7 (of 12)

SINGLE GAME TEAM 3FG MADE

Year	Site, Opponent, Score	3FG (3FGA)
2022	h-North Greenville (118-66)	22 (of 44)
2005	h-Virginia Intermont (126-33)	21 (of 31)
2020	h-South Carolina State (118-52)	21 (of 35)
2019	h-North Greenville (107-67)	21 (of 49)
2022	h-Western Carolina (88-50)	21 (of 44)
2022	a-Wofford (75-50)	18 (of 37)
2005	a-Davidson (75-81)	17 (of 31)
2018	h-The Citadel (107-67)	17 (of 40)
2019	h-UNCW (93-50)	17 (of 46)
2020	a-Elon (97-61)	17 (of 37)
2020	h-Samford (101-78)	17 (of 39)
2022	a-The Citadel (94-59)	17 (of 35)
2023	h-Anderson (106-79)	17 (of 44)
2023	a-VMI (94-63)	17 (of 45)

SINGLE GAME INDIVIDUAL 3FG ATTEMPTED

Player	Year	Site, Opponent, Score	3FGA (3FG)
Jordan Lyons	2018-19	h-North Greenville (107-67)	34 (15)
Jason Stewart	1995-96	h-Western Carolina (85-97)	16 (6)
Jordan Lyons	2019-20	a-Alabama (73-81)	16 (6)
David Brown	1988-89	n-Stanford (71-88)	15 (8)
Clay Mounce	2020-21	h-Wofford (67-75)	15 (4)
Alex Hunter	2021-22	a-UNC Greensboro (58-54)	15 (5)
David Brown	1988-89	h-Presbyterian (85-100)	14 (4)
Sammie Liberatore	1993-94	a-Kansas (60-101)	14 (4)
Anthony Smith	1993-94	a-Chattanooga (68-78)	14 (7)
Karim Souchu	2000-01	a-Georgia Southern (85-87)	14 (4)
Jordan Miller	2009-10	h-Erskine (62-53)	14 (5)
Alex Hunter	2021-22	a-Western Carolina (103-85)	14 (7)

SINGLE GAME TEAM 3FG ATTEMPTED

Year	Site, Opponent, Score	3FGA (3FG)
2019	h-North Greenville (107-67)	49 (21)
2019	h-UNCW (93-50)	46 (17)
2023	a-VMI (94-63)	45 (17)
2023	h-Anderson (106-79)	44 (17)
2022	h-North Greenville (118-66)	44 (22)
2022	h-Western Carolina (88-50)	44 (21)
2008	a-Chattanooga (63-66)	42 (15)
2020	a-Alabama (73-81)	41 (11)
2022	h-VMI (79-64)	41 (14)
2023	h-VMI (85-62)	40 (16)
2018	h-The Citadel (107-67)	40 (17)
2017	n-Samford (63-67)	40 (12)
2021	h-Wofford (67-75)	40 (12)
2019	a-The Citadel (71-61)	40 (13)

SINGLE GAME INDIVIDUAL 3FG PERCENTAGE

Player	Year	Site, Opponent, Score	3FG-3FGA	Pct.
Andrew Brown	2017	h-VMI (89-72)	6-6	1.000
Andrew Brown	2019	h-ETSU (91-61)	5-5	1.000
Shawn Reid	1988	a-The Citadel (81-68)	7-8	.875
Anthony Thomas	2002	h-Methodist (87-65)	7-8	.875
Hal Henderson	1991	h-East Tennessee State (104-93)	6-7	.857
George Brozos	2004	h-Virginia Intermont (126-33)	6-7	.857
Ben Earle	2005	a-Davidson (75-81)	6-7	.857
Andrew Brown	2017	h-Navy (79-46)	6-7	.857

SINGLE GAME TEAM 3FG PERCENTAGE

Year	Site, Opponent, Score	3FG-3FGA	Pct
1989	h-Newberry (97-82)	9-12	.750
1988	a-East Tennessee State (91-89)	8-11	.727
1996	a-Charleston Southern (81-89)	12-17	.706
2005	n-Alaska-Anchorage (81-71)	13-19	.684
2005	h-Virginia Intermont (126-33)	21-31	.677
2013	h-Georgia Southern (81-74)	12-18	.667
2019	h-ETSU (91-61)	12-18	.667
2000	h-South Carolina State (77-58)	9-14	.643

SEASON 3FG PERCENTAGE

Rank	Player	Year	G	3FG-3FGA	Pct
1)	Shawn Reid	1988	28	66-143	.462
2)	Anthony Thomas	2002	31	88-195	.451
3)	Devin Sibley	2017	34	79-176	.449
4)	Shawn Reid	1987	29	64-143	.447
5)	Maleye Ndoye	2004	29	58-133	.4360
6)	Ben Earle	2005	29	51-117	.4358
7)	Andrew Brown	2018	32	61-141	.433
8)	Conley Garrison	2022	33	73-173	.422
9)	Clay Mounce	2019	33	53-127	.417
10)	Eric Webb	2006	28	69-166	.416

SEASON 3FG PERCENTAGE LEADERS (Minimum 1.5 3PM/Game)

Year	Player	G	3FG-3FGA	Pct
1981	Michael Hunt	27	8-23	.348
1982	Mel Daniel	27	3-16	.188
1983	Dave Conrady	27	7-17	.412
1984	Shawn Reid	29	16-38	.421
1987	Shawn Reid	29	64-143	.447
1988	Shawn Reid	28	66-143	.462
1989	David Brown	29	72-203	.355
1990	Chris Bass	31	52-131	.397
1991	Hal Henderson	29	50-122	.410
1992	Hal Henderson	28	58-160	.363
1993	Pat Marshall	28	42-108	.389
1994	Sammie Liberatore	27	55-139	.396
1995	Jeff Sexton	27	45-127	.354
1996	Jason Stewart	24	70-176	.398
1997	Jason Stewart	27	56-203	.276
1998	Bubba Smith	29	48-127	.378
1999	Kyle Julius	28	52-145	.359
2000	Anthony Thomas	32	38-105	.362
2001	Anthony Thomas	26	60-156	.385
2002	Anthony Thomas	31	88-195	.451
2003	Karim Souchu	31	56-146	.341
2004	Maleye Ndoye	29	58-133	.436
2005	Ben Earle	29	51-117	.436
2006	Eric Webb	28	69-166	.416
2007	Eric Webb	31	68-164	.415
2008	Justin Dehm	30	62-163	.380
2009	Justin Dehm	28	5-159	.346
2010	Jordan Miller	28	52-149	.349
2011	Amu Saaka	33	50-139	.360
2012	Charlie Reddick	29	57-149	.383
2013	Bobby Austin	31	38-103	.369
2014	Larry Wideman	30	47-139	.338
2015	Stephen Croone	31	55-158	.348
2016	No Qualifier			
2017	Devin Sibley	34	79-176	.449
2018	Andrew Brown	32	61-141	.433
2019	Clay Mounce	33	53-127	.417
2020	Clay Mounce	32	59-151	.391
2021	Alex Hunter	25	63-156	.404
2022	Conley Garrison	33	73-173	.422
2023	Marcus Foster	36	65-180	.361

CAREER 3FG PERCENTAGE (Minimum 200 Attempts)

Rank	Player	Seasons	G	3FG-3FGA	Pct
1)	Shawn Reid	1984-88	86	146-324	.450
2)	Andrew Brown	2016-19	117	163-389	.419
3)	Eric Webb	2004-07	117	273-683	.400
4)	Chris Bass	1988-91	98	123-313	.393
5)	Alex Hunter	2018-22	157	318-820	.388
6)	Anthony Thomas	1999-02	114	199-516	.386
7)	David Brown	1986-89	83	161-418	.385
8)	Noah States	2008-11	117	90-238	.378
9)	Devin Sibley	2015-18	134	210-559	.376
10)	Justin Dehm	2008-11	122	214-573	.373

FURMAN MEN'S BASKETBALL RECORD BOOK

INDIVIDUAL

Most Assists

Game: 14, Guilherme Da Luz vs. Coastal Carolina, Dec. 16, 1999.

14, Stephen Croone vs. Southern Wesleyan, Nov. 13, 2012

Game (Opponent): 14, Keith Jennings, East Tennessee State, Feb. 12, 1990

Season: 206, Guilherme Da Luz, 2001-02

As A Freshman: 159, Bill Harder, 1993

159, Guilherme Da Luz, 2000

As A Sophomore: 154, Guilherme Da Luz, 2001

As A Junior: 206, Guilherme Da Luz, 2003

As A Senior: 155, Ron Smith, 1977

Career: 668, Guilherme Da Luz, 2000-03

TEAM

Most Assists, Game:

Furman:

Opponents:

Most Assists, Season:

Furman: 600, 2023

Opponent: 489, 1990

SINGLE GAME ASSISTS

Player	Year	Site, Opponent, Score	Assists
Guilherme Da Luz	2000	h-Coastal Carolina (97-75)	14
Stephen Croone	2013	h-Southern Wesleyan (90-71)	14
Dave Conrady	1983	h-Virginia Military (87-58)	13
Ron Smith	1977	h-Pennsylvania (93-88)	12
Bill Harder	1993	h-Lander (84-62)	12
Guilherme Da Luz	2002	h-Methodist (87-65)	12
Guilherme Da Luz	2002	h-East Tennessee State (67-78)	12
Stephen Croone	2013	h-The Citadel (79-84)	12
Jalen Slawson	2022	a-Winthrop (80-85)	12
Terry McGann	1996	a-Charleston Southern (81-89)	11
Terry McGann	1996	a-Western Carolina (97-86)	11
Terry McGann	1996	h-Tenn.-Chattanooga (69-59)	11
Guilherme Da Luz	2002	h-Emory (87-54)	11
Guilherme Da Luz	2002	h-The Citadel (83-75)	11
Darryl Evans	2009	h-Dartmouth (83-60)	11
Dale Crowe	1979	n-North Carolina St. (63-73)	10
John Castile	1986	h-Virginia Military (72-70)	10
Bill Harder	1993	a-Tennessee (77-90)	10
Hal Henderson	1992	h-South Carolina State (90-59)	10
Bill Harder	1993	a-Georgia Southern (79-72)	10
Terry McGann	1996	n-VMI (89-91)	10
Guilherme Da Luz	2001	h-Stetson (85-66)	10
Guilherme Da Luz	2002	a-Georgia (62-75)	10
Guilherme Da Luz	2002	h-Davidson (70-73)	10
Guilherme Da Luz	2002	h-College of Charleston (72-76)	10
Guilherme Da Luz	2002	a-VMI (68-76)	10
Guilherme Da Luz	2003	h-The Citadel (77-60)	10
Eric Webb	2005	h-Greensboro College (110-42)	10
Eric Webb	2005	h-Elon (71-51)	10
Tony Cater	2005	h-Wofford (75-58)	10
Eric Webb	2007	h-Mercer (83-69)	10
Alex Hunter	2019	h-Western Carolina (90-88)	10
Carter Whitt	2023	a-VMI (85-62)	10

SEASON ASSISTS

Rank	Player	Year	G	Assists	Avg.
1)	Guilherme Da Luz	2002	31	206	6.6
2)	Bill Harder	1993	28	159	5.7
3)	Guilherme Da Luz	2000	32	159	5.0
4)	Ron Smith	1977	28	155	5.5
5)	Guilherme Da Luz	2001	26	154	5.9
6)	Dale Crowe	1979	29	151	5.2
7)	Guilherme Da Luz	2003	28	149	5.3
8)	Terry McGann	1996	27	142	5.3
9)	Hal Henderson	1991	29	141	4.9
	Matt Rafferty	2019	33	141	4.3

SEASON ASSISTS PER GAME

Rank	Player	Year	G	Assists	Avg.
1)	Guilherme Da Luz	2001-02	31	206	6.65
2)	Guilherme Da Luz	2000-01	26	154	5.92
3)	Bill Harder	1992-93	28	159	5.67
4)	Ron Smith	1976-77	28	155	5.53
5)	Guilherme Da Luz	2000-03	28	149	5.32
6)	Terry McGann	1995-96	27	142	5.26
7)	Dale Crowe	1978-79	29	151	5.20
8)	Guilherme Da Luz	1999-00	32	159	4.96
9)	Hal Henderson	1990-91	29	141	4.86
10)	Hal Henderson	1989-90	31	136	4.39

SEASON ASSIST LEADERS

Year	Player	G	Assists	Avg.
1975	Ron Smith	28	94	3.4
1976	Ron Smith	27	113	4.2
1977	Ron Smith	28	155	5.5
1978	Jonathan Moore	30	87	2.9
1979	Dale Crowe	29	151	5.2
1980	Mel Daniel	30	120	4.0
1981	Mel Daniel	24	69	2.9
1982	Mel Daniel	27	96	3.6
1983	Tommy Doughton	29	84	2.9
1984	Shawn Reid	29	87	3.0
1985	Ned Caswell	25	85	3.4
1986	John Castile	27	94	3.5
1987	John Castile	29	107	3.7
1988	John Castile	28	110	3.9
1989	Hal Henderson	29	94	3.2
1990	Hal Henderson	31	136	4.3
1991	Hal Henderson	29	141	4.9
1992	Hal Henderson	28	98	3.5
1993	Bill Harder	28	159	5.7
1994	Pat Marshall	28	88	3.1
1995	Pat Marshall	27	108	4.0
1996	Terry McGann	27	142	5.3
1997	Terry McGann	27	87	3.2
1998	Bubba Smith	29	75	2.6
1999	Bubba Smith	27	75	2.8
2000	Guilherme Da Luz	32	159	5.0
2001	Guilherme Da Luz	26	154	5.9
2002	Guilherme Da Luz	31	206	6.6
2003	Guilherme Da Luz	28	149	5.3
2004	Tony Carter	28	112	3.8
2005	Eric Webb	29	108	3.7
2006	Tony Carter	28	108	3.9
2007	Eric Webb	31	136	4.3
2008	Tony Anderson	30	81	2.7
2009	Justin Dehm	29	81	2.8
2010	Darryl Evans	30	95	3.2
2011	Darryl Evans	33	114	3.5
2012	Richard Brown	22	67	3.0
2013	Stephen Croone	27	109	4.0
2014	Stephen Croone	30	112	3.7
2015	Stephen Croone	31	80	2.6
2016	Stephen Croone	33	84	2.5
2017	Daniel Fowler	35	129	3.7
2018	Daniel Fowler	33	109	3.1
2019	Matt Rafferty	33	141	4.3
2020	Alex Hunter	32	117	3.7
2021	Alex Hunter	25	91	3.6
2022	Jalen Slawson	34	125	3.7
2023	JP Pegues	36	140	3.9

CAREER ASSISTS

Rank	Player	Years	Games	Assists	Avg.
1)	Guilherme Da Luz	2001-02	117	668	5.70
2)	Hal Henderson	1989-92	117	474	4.05
3)	Alex Hunter	2018-22	157	458	2.92
4)	Ron Smith	1975-78	113	446	3.95
5)	Eric Webb	2004-07	117	419	3.58
6)	John Castile	1985-88	109	391	3.58
7)	Stephen Croone	2013-16	121	385	3.18
8)	Mel Daniel	1979-82	110	379	3.45
9)	Daniel Fowler	2015-18	133	369	2.77
10)	Mike Bothwell	2019-23	157	368	2.34
11)	Robby Bostain	2004-07	117	365	3.12
12)	Jalen Slawson	2019-23	153	364	2.38
13)	Tony Carter	2003-06	117	362	3.09
14)	Pat Marshall	1992-95	110	324	2.95
15)	Matt Rafferty	2016-19	116	311	2.68

CAREER ASSISTS PER GAME

Rank	Player	Years	Games	Assists	Avg.
1)	Guilherme Da Luz	2000-03	117	668	5.70
2)	Hal Henderson	1989-92	117	474	4.05
3)	Ron Smith	1975-78	113	446	3.95
4)	John Castile	1985-88	109	391	3.587
5)	Eric Webb	2004-07	117	419	3.581
6)	Mel Daniel	1979-82	110	379	3.45
7)	Stephen Croone	2013-16	121	385	3.18
8)	Robby Bostain	2004-07	117	365	3.12
9)	Tony Carter	2003-06	117	362	3.09
10)	Dale Crowe	1978-80	85	257	3.02



Eric Webb (2004-07) registered 419 assists in his career, good for fourth on Furman's all-time chart.

INDIVIDUAL

Most Steals

Game: 7, William Hanks vs. Stanford, Dec. 4, 1981
 7, Bubba Smith vs. Wofford, Jan. 19, 1998
 7, Guilherme Da Luz vs. Southeastern, Nov. 20, 1999
 7, Paul Foster vs. Southeastern, Nov. 20, 1999
 7, Robby Bostain vs. Greensboro College, Dec. 18, 2004
 7, Robby Bostain vs. Chattanooga, Feb. 26, 2005
 7, Matt Rafferty at VMI, Jan. 10, 2019
 Game (Opponent): 10, Jason Bell, VMI, Feb. 10, 1998
 Season: 84, Matt Rafferty, 2018-19

As A Freshman:
 As A Sophomore: 58, Robby Bostain, 2005
 As A Junior: 64, Guilherme Da Luz, 2002
 As A Senior: 84, Matt Rafferty, 2019
 Career: 205, Guilherme Da Luz, 2000-03

TEAM

Most Steals, Game:

Furman:
 Opponents:

Most Steals, Season:

Furman: 281, 2022
 Opponent: 247, 1983

SINGLE GAME STEALS

Player	Year	Site, Opponent, Score	Steals
William Hanks	1982	a-Stanford (74-78)	7
Bubba Smith	1998	h-Wofford (71-62)	7
Guilherme Da Luz	2000	h-Southeastern (125-53)	7
Paul Foster	2000	h-Southeastern (125-53)	7
Robby Bostain	2005	h-Greensboro College (110-42)	7
Robby Bostain	2005	a-Chattanooga (73-65)	7
Matt Rafferty	2019	a-VMI (89-57)	7
Noel Gilliard	1984	h-Western Carolina (85-88)	6
Noel Gilliard	1985	h-Marshall (62-90)	6
Hal Henderson	1993	n-George Mason (71-59)	6
Hal Henderson	1992	a-The Citadel (85-65)	6
Pat Marshall	1994	a-East Tennessee (79-82)	6
Karim Souchu	2001	h-Western Carolina (67-47)	6
Jason Patterson	2003	a-Memphis (55-72)	6
Tony Carter	2006	h-Macalester (100-58)	6
Eric Webb	2007	h-Appalachian State (76-72)	6
Charlie Reddick	2014	a-Davidson (50-65)	6
Matt Rafferty	2019	h-Chattanooga (73-58)	6
Mike Bothwell	2021	h-Mercer (83-80)	6

SEASON STEALS

Rank	Player	Season	G	Steals	Avg.
1)	Matt Rafferty	2019	33	84	2.5
2)	Guilherme Da Luz	2002	31	64	2.1
3)	Noel Gilliard	1984	28	59	2.1
4)	Robby Bostain	2005	29	58	2.0
	Jalen Slawson	2022	34	58	1.7
6)	Jalen Slawson	2023	36	55	1.5
7)	Matt Rafferty	2018	33	54	1.6
8)	Al Daniel	1979	29	53	1.8
	Hal Henderson	1990	31	53	1.7
10)	Hal Henderson	1992	28	52	1.9
	Mel Daniel	1980	30	52	1.7
	Karim Souchu	2000	29	52	1.8
	Karim Souchu	2002	31	52	1.7
	Guilherme Da Luz	2003	28	52	1.9

SEASON STEALS PER GAME

Rank	Player	Season	G	Steals	Avg.
1)	Matt Rafferty	2019	33	84	2.545
2)	Noel Gilliard	1984	28	59	2.107
3)	Guilherme Da Luz	2002	31	64	2.064
4)	Mel Daniel	1981	24	48	2.000
	Robby Bostain	2005	29	58	2.000
6)	Guilherme Da Luz	2003	28	52	1.857
7)	Hal Henderson	1992	28	52	1.857
8)	Mel Daniel	1983	27	50	1.851
9)	Al Daniel	1979	29	53	1.827
10)	Steve Harris	1995	27	49	1.814

SEASON STEALS LEADERS

Year	Player	G	Steals	Avg.
1977	Ron Smith	28	41	1.5
1978	Ron Smith	30	44	1.5
1979	Al Daniel	29	53	1.8
1980	Mel Daniel	30	52	1.7
1981	Mel Daniel	24	48	2.0
1982	Mel Daniel	27	50	1.9
1983	Dave Conrady	27	29	1.1
1984	Noel Gilliard	28	59	2.1
1985	Noel Gilliard	28	39	1.4
1986	John Castile	27	33	1.2
	Shawn Reid	26	33	1.3
1977	John Castile	29	33	1.1
1998	John Castile	28	41	1.5
1989	David Brown	29	43	1.5
1990	Hal Henderson	31	53	1.7
1991	Hal Henderson	29	51	1.8
1992	Hal Henderson	28	52	1.9
1993	Derek Waugh	28	28	1.0
	Pat Marshall	28	28	1.0
1994	Pat Marshall	28	47	1.7
1995	Steve Harris	27	49	1.8
1996	Bubba Smith	27	35	1.3
1997	Bubba Smith	27	36	1.3
1998	Bubba Smith	29	47	1.6
1999	Marcus Dilligard	28	27	1.0
2000	Karim Souchu	29	52	1.8
2001	Karim Souchu	26	43	1.7
2002	Guilherme Da Luz	31	64	2.1
2003	Guilherme Da Luz	28	52	1.9
2004	Tony Carter	29	51	1.8
2005	Robby Bostain	29	58	2.0
2006	Tony Carter	28	44	1.6
2007	Eric Webb	31	44	1.4
2008	Bobby Austin	29	30	1.0
2009	Jordan Miller	30	41	1.4
2010	Justin Dehm	30	32	1.1
2011	Darryl Evans	33	39	1.2
2012	Charlie Reddick	29	37	1.3
2013	Stephen Croone	27	38	1.4
2014	Stephen Croone	30	50	1.7
2015	Stephen Croone	31	51	1.6
2016	Stephen Croone	33	38	1.2
2017	Kris Acox	35	49	1.4
2018	Matt Rafferty	33	54	1.6
2019	Matt Rafferty	33	84	2.5
2020	Clay Mounce	32	49	1.5
2021	Mike Bothwell	25	41	1.6
2022	Jalen Slawson	34	58	1.7
2023	Jalen Slawson	36	55	1.5

CAREER STEALS

Rank	Player	Years	G	Steals	Avg.
1)	Guilherme Da Luz	2000-03	117	205	1.752
2)	Hal Henderson	1989-92	117	194	1.658
3)	Jalen Slawson	2019-23	153	192	1.255
4)	Karim Souchu	2000-03	117	188	1.606
5)	Matt Rafferty	2016-19	116	186	1.603
6)	Tony Carter	2003-06	117	178	1.521
7)	Stephen Croone	2013-16	121	177	1.463
8)	Robby Bostain	2004-07	117	176	1.504
9)	Ron Smith	1975-78	113	172	1.522
10)	Daniel Fowler	2015-18	133	153	1.150
11)	Mike Bothwell	2019-23	157	162	1.032
12)	Steve Harris	1991-95	109	148	1.357
	Eric Webb	2004-07	117	148	1.264

CAREER STEALS PER GAME

Rank	Player	Years	G	Steals	Avg.
1)	Guilherme Da Luz	2000-03	117	205	1.752
2)	Hal Henderson	1989-92	117	194	1.658
3)	Karim Souchu	2000-03	117	188	1.606
4)	Matt Rafferty	2016-19	116	186	1.603
5)	Ron Smith	1975-78	113	172	1.522
6)	Tony Carter	2003-06	117	178	1.521
7)	Robby Bostain	2004-07	117	176	1.504
8)	Stephen Croone	2013-16	121	177	1.463
9)	Al Daniel	1978-79	59	86	1.457
10)	Steve Harris	1991-95	109	148	1.357
11)	Mel Daniel	1979-82	110	144	1.309
	Noel Gilliard	1982-85	110	144	1.309



Robby Bostain (2004-07) ranks among Furman's all-time leaders in assists and steals

ALL-AMERICANS

- 1952..... Frank Selvy, G
Converse (3rd Team)
- 1953..... Frank Selvy, G
Converse (1st Team)
- 1954..... Frank Selvy, G
Consensus (1st Team)
- 1955..... Darrell Floyd, G
Associated Press (1st Team)
Helms Foundation (2nd Team)
United Press (2nd Team)
Collier's (3rd Team)
- 1956..... Darrell Floyd, G
Consensus (1st Team)
- 1962..... Jerry Smith, G
Helms Foundation (2nd Team)
- 1969..... Dick Esleack, G
Helms Foundation (1st Team)
- 1975..... Clyde Mayes, F
Basketball Weekly (1st Team)
Citizens Savings Foundation (1st Team)
The Sporting News (2nd Team)
Converse (2nd Team)
Associated Press (3rd Team)
RECAP (3rd Team)
United Press International (HM)
NBA Coaches (HM)
- 1978..... Jonathan Moore, F
Citizens Savings Foundation (1st Team)
Associated Press (HM)
- 1981..... Mel Daniel, G
The Sporting News (HM)
- 1982..... Mel Daniel, G
The Sporting News (HM)
- 1982..... George Singleton, C
The Sporting News (HM)
- 2020..... Jordan Lyons, G
Lou Henson Mid-Major
- 2022..... Mike Bothwell, G
Lou Henson Mid-Major
- 2023..... Mike Bothwell, G
Lou Henson Mid-Major
Jalen Slawson, F
Lou Henson Mid-Major

**UNITED PRESS
NATIONAL PLAYER-OF-THE-YEAR**

- 1954..... Frank Selvy, G

**SOUTHERN CONFERENCE
PLAYER-OF-THE-YEAR**

- 1953..... Frank Selvy, G
- 1954..... Frank Selvy, G
- 1955..... Darrell Floyd, G
- 1956..... Darrell Floyd, G
- 1972..... Russ Hunt, F
- 1974..... Clyde Mayes, F
- 1975..... Clyde Mayes, F
- 1979..... Jonathan Moore, F
- 1980..... Jonathan Moore, F
- 1998..... Chuck Vincent, F
- 2016..... Stephen Croone, G
- 2017..... Devin Sibley, G
- 2023..... Jalen Slawson, F



Clyde Mayes

**SOUTHERN CONFERENCE
ATHLETE-OF-THE-YEAR**

- 1953..... Frank Selvy, G
- 1955..... Darrell Floyd, G
- 1956..... Darrell Floyd, G
- 1975..... Clyde Mayes, F
- 2023..... Jalen Slawson, F

**SOUTHERN CONFERENCE
FRESHMAN-OF-THE-YEAR**

- 1981..... George Singleton, C
- 1989..... Bruce Evans, F
- 1990..... Derek Waugh, F
- 1993..... Bill Harder, G
- 1995..... Chuck Vincent, C
- 2004..... Quan Prowell, F
- 2015..... Devin Sibley, G

**SOUTHERN CONFERENCE
COACH-OF-THE-YEAR
(SoCon Media Association)**

- 1973..... Joe Williams
- 1987..... Butch Estes
- 1991..... Butch Estes
- 2017..... Niko Medved

**SOUTHERN CONFERENCE
ALL-FRESHMAN TEAM**

- 1977..... Jonathan Moore, F
- 1978..... Rodney Arnold, F



George Singleton

- 1980..... Michael Hunt, G
- 1981..... George Singleton, C
- 1982..... Noel Gilliard, F
Tim Criswell, G
- 1983..... Dave Conrady, G
- 1984..... Shawn Reid, G
- 1985..... David Brown, G
Joey Brooks, F
- 1989..... Bruce Evans, F
Hal Henderson, G
- 1990..... Derek Waugh, F
- 1991..... Brian Edwards, C
- 1993..... Bill Harder, G
- 1995..... Chuck Vincent, F
- 1996..... Andre Kerr, F
Jason Stewart, G
- 1998..... Marcus Dilligard, G
- 1999..... Kyle Julius, G
- 2000..... Karim Souchu, F
- 2004..... Quan Prowell, F
Robby Bostain, G/F
Moussa Diagne, F
- 2006..... Stanley Jones, C
Jadee Jones, G
- 2014..... William Gates Jr., G (Media)
- 2015..... Daniel Fowler, G
Devin Sibley, G
- 2016..... Matt Rafferty, F
- 2017..... Jordan Lyons, G (Coaches)
- 2019..... Noah Gurley, F
- 2023..... Ben VanderWal, F (Coaches)

**SOUTHERN CONFERENCE
PLAYERS-OF-THE-WEEK**

- 1969..... Dick Esleack (Dec. 27)
- 1970..... Joe Brunson (Dec. 22)
- 1971..... Russ Hunt (Dec. 7)
Russ Hunt (Feb. 8)
- 1972..... Russ Hunt (Nov. 29)
Russ Hunt (Jan. 24)
Roy Simpson (Jan. 31)
Russ Hunt (Feb. 7)
- 1973..... Fessor Leonard (Nov. 27)
Fessor Leonard (Dec. 3)
- 1974..... Clyde Mayes (Dec. 21)
Clyde Mayes (Jan. 28)
Clyde Mayes (Feb. 4)
- 1975..... Clyde Mayes (Dec. 16)
Clyde Mayes (Dec. 23)
Craig Lynch (Jan. 27)
Clyde Mayes (Feb. 3)
- 1976..... Jim Strickland (Dec. 29)
Ray Miller (Feb. 16)
- 1977..... Jonathan Moore (Nov. 29)
Bruce Grimm (Jan. 3)
- 1978..... Jonathan Moore (Jan. 30)
- 1979..... Jonathan Moore (Dec. 11)
Jonathan Moore (Dec. 18)
Jonathan Moore (Jan. 8)
Jonathan Moore (Jan. 29)
- 1980..... Mel Daniel (Jan. 14)
Jonathan Moore (Jan. 14)
Jonathan Moore (Jan. 21)
- 1981..... George Singleton (Feb. 24)
Mel Daniel (Feb. 10)
George Singleton (Feb. 24)
- 1982..... George Singleton (Feb. 23)
- 1986..... John Castile (Dec. 13)
- 1987..... Joey Brooks (Dec. 5)

- 1989..... Bruce Evans (Feb. 7)
- 1990..... Tracy Garrick (Week 5)
Bruce Evans (Week 8)
- 1996..... Chuck Vincent (Week 7)
- 1997..... Chuck Vincent (Week 8)
- 1999..... Stanislav Makshantsev (Dec. 15)
Daniel Quigley (Feb. 2)
- 2000..... Karim Souchu (Dec. 21)
Karim Souchu (Feb. 29)
- 2001..... Karim Souchu (Dec. 5)
- 2003..... Karim Souchu (Feb. 25)
- 2004..... Maleye Ndoye (Feb. 10)
- 2008..... Justin Dehm (Dec. 31)
- 2009..... Amu Saaka (Nov. 24)
- 2011..... Amu Saaka (Jan. 2)
Amu Saaka (Jan. 25)
- 2014..... Stephen Croone (Nov. 19)
- 2015..... Devin Sibley (Jan. 20)
- 2016..... Stephen Croone (Feb. 16)
- 2017..... Kris Acox (Jan. 24)
- 2018..... Devin Sibley (Nov. 28)
Andrew Brown (Feb. 26)
- 2019..... Jordan Lyons (Nov. 20)
Matt Rafferty (Dec. 19)
Matt Rafferty (Jan. 8)
Matt Rafferty (Feb. 19)
- 2020..... Clay Mounce (Dec. 3)
Jordan Lyons (Jan. 7)
Jordan Lyons (Feb. 11)
- 2021..... Mike Bothwell (Jan. 5)
Noah Gurley (Feb. 23)
- 2022..... Mike Bothwell (Nov. 15)
Jalen Slawson (Dec. 6)
- 2023..... Mike Bothwell (Nov. 21)
Jalen Slawson (Feb. 6)
Mike Bothwell (Feb. 27)

**SOUTHERN CONFERENCE
MCALISTER SPORTSMANSHIP AWARD**

- 1980-81..... Furman
- 1981-82..... Furman
- 1993-94..... Furman
- 1996-97..... Furman

**SOUTHERN CONFERENCE
75TH ANNIVERSARY TEAM**

- Frank Selvy, G..... 1st Team
- Darrell Floyd, G..... 2nd Team



Darrell Floyd

**SOUTH CAROLINA
PLAYER-OF-THE-YEAR**

1952..... Frank Selvy
 1953..... Frank Selvy
 1954..... Frank Selvy
 1955..... Darrell Floyd
 1956..... Darrell Floyd
 1958..... Byron Pinson
 1959..... Dick Wright
 1969..... Dick Esleeck
 1974..... Clyde Mayes
 1979..... Jonathan Moore

**SOUTH CAROLINA ATHLETIC
HALL-OF-FAME AMATEUR
ATHLETE OF THE YEAR**

1980..... Jonathan Moore

**SOUTH CAROLINA
COACH-OF-THE-YEAR
(Greenville Tipoff Club)**

1991..... Butch Estes

GTE ACADEMIC ALL-AMERICA

1993..... Derek Waugh (3rd Team)

**WORLD UNIVERSITY GAMES
(Bucharest, Romania)**

1981..... Mel Daniel

**NATIONAL SPORTS FESTIVAL
(Syracuse, New York)**

1981..... George Singleton

FURMAN RETIRED NUMBERS

28..... Frank Selvy
 34..... Clyde Mayes
 33..... Darrell Floyd
 25..... Jonathan Moore
 27..... Nield Gordon
 50..... Jerry Smith

**SOUTH CAROLINA
ATHLETIC HALL-OF-FAME**

Pre-1973 J. Lyles Alley
 A.P. "Dizzy" McLeod
 Frank Selvy
 H.R. Dobson
 1973..... Bob King
 J.W. "Pinky" Babb
 1974..... H.H. "Speedy" Speer
 1975..... Darrell Floyd
 1978..... Beth Daniel
 Nield Gordon
 1980..... Lee Rhame
 1981..... James "Pepper" Martin
 Rhoten Shetley
 1984..... Dewey Proctor
 1986..... June Scott
 1990..... William Gressette
 2006..... Stanford Jennings
 2007..... Jerry Martin
 2013..... Clyde Mayes

**KENTUCKY
ATHLETIC HALL-OF-FAME**

1996..... Frank Selvy

**NORTH CAROLINA
ATHLETIC HALL-OF-FAME**

2006..... Darrell Floyd

**SOUTHERN CONFERENCE
HALL-OF-FAME**

2009..... Frank Selvy
 2022..... Clyde Mayes

**NATIONAL COLLEGIATE
BASKETBALL
HALL-OF-FAME**

2009..... Frank Selvy

FURMAN MEN'S BASKETBALL RECORD BOOK

(SoCon Sports Media Association)

1952.....	Frank Selvy (1st Team)
1953.....	Frank Selvy (1st Team) Nield Gordon (2nd Team)
1954.....	Frank Selvy (1st Team)
1955.....	Darrell Floyd (1st Team)
1956.....	Darrell Floyd (1st Team)
1957.....	Dick Wright (1st Team)
1958.....	Dick Wright (2nd Team)
1959.....	Dick Wright (2nd Team)
1961.....	Jerry Smith (1st Team)
1962.....	Jerry Smith (1st Team) Gerald Glur (2nd Team)
1963.....	Jerry Smith (1st Team) Gerald Glur (1st Team)
1966.....	Don Webster (2nd Team)
1967.....	Steve Lawrence (2nd Team)
1968.....	Dick Esleeck (1st Team)
1969.....	Dick Esleeck (1st Team)
1970.....	Joe Brunson (2nd Team)
1971.....	Russ Hunt (1st Team)
1972.....	Russ Hunt (1st Team) Roy Simpson (1st Team)
1973.....	Fessor Leonard (1st Team) Clyde Mayes (1st Team) Roy Simpson (2nd Team)
1974.....	Fessor Leonard (1st Team) Clyde Mayes, F (1st Team) Roy Simpson (2nd Team)
1975.....	Fessor Leonard (1st Team) Clyde Mayes (1st Team) Craig Lynch (2nd Team)
1976.....	Ray Miller (1st Team) Jim Strickland (1st Team)
1977.....	Bruce Grimm, G (1st Team) Jonathan Moore (1st Team) Jim Strickland (2nd Team)
1978.....	Jonathan Moore, F (1st Team) Al Daniel, F (2nd Team) Bruce Grimm, G (2nd Team)
1979.....	Jonathan Moore, F (1st Team) Al Daniel, F (1st Team)
1980.....	Jonathan Moore, F (1st Team) Mel Daniel, G (1st Team)
1981.....	Mel Daniel, G (1st Team) George Singleton, C (2nd Team)
1982.....	Mel Daniel, G (2nd Team)
1983.....	George Singleton, C (1st Team)
1984.....	George Singleton, C (1st Team)
1985.....	Noel Gilliard, F (2nd Team)

1988.....	John Castile, F (1st Team) David Brown, G (2nd Team)
1991.....	Bruce Evans, F (1st Team) Chris Bass, G (2nd Team)
1992.....	Bruce Evans, F (2nd Team) Hal Henderson, G (2nd Team)
1993.....	Derek Waugh, F (1st Team)
1994.....	Brian Edwards, C (2nd Team)
1995.....	Steve Harris, F (2nd Team)
1996.....	Chuck Vincent, F (2nd Team)
1997.....	Chuck Vincent, F (1st Team)
1998.....	Chuck Vincent, F (1st Team)
1999.....	Daniel Quigley, C (3rd Team)
2000.....	Karim Souchu, F (3rd Team)
2001.....	Karim Souchu, F (1st Team)
2002.....	Guilherme Da Luz, G (3rd Team) Karim Souchu, F (3rd Team)
2003.....	Karim Souchu, F (1st Team) Guilherme Da Luz, G (3rd Team)
2004.....	Maleye Ndoye, F (2nd Team)
2005.....	Moussa Diagne, F (3rd Team)
2006.....	Robby Bostain, G/F (2nd Team) Moussa Diagne, F (3rd Team)
2007.....	Moussa Diagne, F (2nd Team)
2010.....	Amu Saaka, F (2nd Team)
2011.....	Amu Saaka, F (1st Team)
2014.....	Stephen Croone, G (2nd Team)
2015.....	Stephen Croone, G (2nd Team)
2016.....	Stephen Croone, G (1st Team)
2017.....	Devin Sibley, G (1st Team) Kris Acox, F (2nd Team)
2018.....	Devin Sibley, G (1st Team) Daniel Fowler, G (3rd Team)
2019.....	Matt Rafferty, F (3rd Team)
2020.....	Jordan Lyons, G (3rd Team)
2021.....	Jonathan Moore, F (1st Team) Noah Gurley, F (3rd Team) Clay Mounce, F (3rd Team)
2022.....	Mike Bothwell, G (2nd Team) Noah Gurley, F (2nd Team) Clay Mounce, F (3rd Team)
2023.....	Mike Bothwell, G (1st Team) Jalen Slawson, F (1st Team)

(SoCon Head Coaches)

1990.....	Bruce Evans, F (1st Team)
1991.....	Bruce Evans, F (1st Team)
1992.....	Bruce Evans, F (1st Team) Hal Henderson, G (1st Team)
1993.....	Derek Waugh, F (1st Team)
1994.....	Brian Edwards, C (1st Team)
1995.....	Steve Harris, F (1st Team)
1996.....	Chuck Vincent, F (1st Team)
1997.....	Chuck Vincent, F (1st Team)
1998.....	Chuck Vincent, F (1st Team)
1999.....	Daniel Quigley, C (1st Team)
2001.....	Karim Souchu, F (1st Team)
2002.....	Guilherme Da Luz, F (1st Team)
2003.....	Karim Souchu, F (1st Team)
2004.....	Maleye Ndoye, F (1st Team)
2006.....	Moussa Diagne, F (1st Team) Moussa Diagne, F (1st Team) Robby Bostain, G/F (1st Team)
2010.....	Amu Saaka, F (1st Team)
2011.....	Amu Saaka, F (1st Team)
2014.....	Stephen Croone, G (1st Team)
2015.....	Stephen Croone, G (1st Team)
2016.....	Stephen Croone, G (1st Team)
2017.....	Devin Sibley, G (1st Team) Kris Acox, F (2nd Team)

2018.....	Devin Sibley, G (1st Team) Daniel Fowler, G (3rd Team) Matt Rafferty, F (3rd Team)
2019.....	Matt Rafferty, F (1st Team) Jordan Lyons, G (3rd Team)
2020.....	Jordan Lyons, G (1st Team) Noah Gurley, F (3rd Team) Clay Mounce, F (3rd Team)
2021.....	Mike Bothwell, G (2nd Team) Noah Gurley, F (2nd Team) Clay Mounce, F (3rd Team)
2022.....	Mike Bothwell, G (1st Team) Jalen Slawson, F (1st Team)
2023.....	Mike Bothwell, G (1st Team) Jalen Slawson, F (1st Team)

FURMAN ALL-SOUTHERN CONFERENCE TOURNAMENT

1952.....	Frank Selvy (2nd Team) Nield Gordon (2nd Team)	Rodney Arnold (1st Team) Al Daniel (2nd Team)
1953.....	Frank Selvy (1st Team) Nield Gordon (1st Team)	Jonathan Moore (1st Team) Al Daniel (1st Team)
1954.....	Frank Selvy (1st Team)	Jonathan Moore (1st Team)
1955.....	Darrell Floyd (2nd Team)	Michael Hunt (1st Team)
1956.....	Darrell Floyd (1st Team)	Ronald White (2nd Team)
1961.....	Tom Conard (2nd Team) Jerry Smith (2nd Team)	George Singleton (2nd Team)
1962.....	Gerald Glur (2nd Team)	1987..... John Castile (1st Team)
1963.....	Jerry Smith (1st Team)	1989..... Bruce Evans (2nd Team)
1968.....	Dick Esleeck (2nd Team)	1990..... Bruce Evans (2nd Team)
1969.....	Joe Brunson (1st Team)	1994..... Steve Harris (2nd Team)
1970.....	Joe Brunson (1st Team)	1997..... Chuck Vincent (2nd Team)
1971.....	Jerry Martin (1st Team) Don Jackson (1st Team) Lisco Thomas (1st Team) Bernard Collier (2nd Team)	2000..... Karim Souchu (1st Team) Stanislav Makshantsev (2nd Team)
1972.....	Roy Simpson (1st Team) Russ Hunt (1st Team)	2002..... Anthony Thomas (1st Team) Guilherme Da Luz (2nd Team) Kenny Zeigler (2nd Team)
1972.....	Don Jackson (2nd Team)	2004..... Maleye Ndoye (2nd Team)
1973.....	Clyde Mayes (1st Team) Fessor Leonard (1st Team) Roy Simpson (1st Team)	2011..... Jordan Miller (2nd Team) Amu Saaka (2nd Team)
1974.....	Clyde Mayes (1st Team) Ed Kelley (2nd Team) Bruce Grimm (2nd Team) Fessor Leonard (2nd Team)	2015..... Stephen Croone (1st Team) Kris Acox (2nd Team) Geoff Beans (2nd Team) Devin Sibley (2nd Team)
1975.....	Craig Lynch (1st Team) Clyde Mayes (1st Team) Michael Hall (2nd Team) Fessor Leonard (2nd Team)	2016..... Devin Sibley (2nd Team)
1976.....	Jim Strickland (2nd Team)	2018..... Jordan Lyons (2nd Team)
1977.....	Jonathan Moore (1st Team) Bruce Grimm (2nd Team)	2019..... Jordan Lyons (2nd Team) Matt Rafferty (2nd Team)
1978.....	Jonathan Moore (1st Team)	2021..... Noah Gurley (1st Team)
		2022..... Mike Bothwell (1st Team) Jalen Slawson (1st Team)
		2023..... Mike Bothwell (1st Team) JP Pegues (1st Team) Jalen Slawson (1st Team)




Maleye Ndoye averaged 16.0 points per game and earned All-Southern Conference season and all-tournament honors as a senior in helping Furman to a 17-12 record — the program's winningest campaign since 1992.

SOUTHERN CONFERENCE TOURNAMENT MVP


1952.....	Frank Selvy	1975.....	Clyde Mayes
1971.....	Jerry Martin	1978.....	Jonathan Moore
1972.....	Roy Simpson	1980.....	Jonathan Moore
1973.....	Clyde Mayes	2023.....	JP Pegues

FURMAN IN THE NBA DRAFT

Year	Player	Round	Pick	Overall	Team
1953	Nield Gordon	3			New York Knicks
1954	Frank Selvy	1	1	1	Baltimore Bullets
1956	Darrell Floyd				St. Louis Hawks
1963	Jerry Smith	2	4	13	Detroit Pistons
	Gerald Glur	10	1	74	New York Knicks
1970	Joe Brunson	12	4	187	Seattle Supersonics
1971	Lisco Thomas	15	7	222	Chicago Bulls
1973	Roy Simpson	5	12	80	Chicago Bulls
1973	Russ Hunt	10	10	161	Chicago Bulls
1975	Clyde Mayes	2	4	22	Milwaukee Bucks
	Fessor Leonard	4	17	71	Washington Bullets
1979	Al Daniel	4	18	84	San Antonio Spurs
1980	Jonathan Moore	3	18	64	Detroit Pistons
1982	Mel Daniel	6	13	128	New Jersey Nets
1984	George Singleton	3	22	69	Los Angeles Lakers
2023	Jalen Slawson	2	24	54	Sacramento Kings



Al Daniel



Mel Daniel

FURMAN IN THE ABA DRAFT

Year	Player	Round	Pick	Overall	Team
1973	Russ Hunt	9	3	83	New York Nets
1973	Roy Simpson*	3	4	20	Memphis Tams
1975	Fessor Leonard	4	5	36	Virginia Squires

*Supplemental Draft Pick

FURMAN IN THE NCAA TOURNAMENT (2-7)

Year	Opponent	Score	Result	Regional	Site	Coach
1971	Fordham	75-105	L	East	Jamaica, N.Y.	Joe Williams
1973	Syracuse	82-83	L	East	Philadelphia, Pa.	Joe Williams
1974	South Carolina	75-67	W	East	Philadelphia, Pa.	Joe Williams
	Pittsburgh	78-81	L	East	Raleigh, N.C.	Joe Williams
1975	Boston College	76-82	L	East	Charlotte, N.C.	Joe Williams
1978	Indiana	62-63	L	East	Charlotte, N.C.	Joe Williams
1980	Tennessee	69-80	L	East	Greensboro, N.C.	Eddie Holbrook
2023	Virginia	68-67	W	South	Orlando, Fla.	Bob Richey
	San Diego State	52-75	L	South	Orlando, Fla.	Bob Richey

FURMAN IN THE NATIONAL INVITATION TOURNAMENT (0-2)

1991	West Virginia	67-86	L	First Rd.	Morgantown, W.Va.	Butch Estes
2019	Wichita State	70-76	L	First Rd.	Greenville, S.C.	Bob Richey

FURMAN NCAA TOURNAMENT BOX SCORES

1971	Fordham	Furman	30	44	--	74
	March 13, 1971	Jamaica, N.Y.	Fordham	50	55	--

NCAA East Regional

FURMAN (74)

	FG-FGA	FT-FTA	REB	F	PTS
Jackson	4-12	3-5	2	3	11
Collier	4-8	3-4	3	1	11
Martin	2-6	1-2	2	3	5
Thomas	10-20	1-4	14	1	21
Selvy	4-6	1-3	2	2	9
Cockrum	4-10	5-8	10	3	13
Dougherty	0-3	2-3	3	5	2
Whitener	0-0	0-0	1	1	0
Ehlmann	0-0	0-0	0	0	0
Campbell	1-2	0-0	0	0	2
Team	(43.3%)	(55.2%)			
Totals	29-67	16-29	38	19	74

FORDHAM (105)

	FG-FGA	FT-FTA	REB	F	PTS
Yelverton	11-24	8-14	19	2	30
Malnor	8-15	3-4	6	3	19
Charles	8-16	2-7	10	3	18
Woytowicz	9-14	0-0	13	4	18
Zambetti	3-3	0-0	1	1	6
Sullivan	0-2	2-2	2	4	2
Burik	2-2	0-1	2	4	4
Tippich	1-2	2-2	0	0	4
Larbes	2-3	0-0	0	1	4
Cain	0-2	0-0	0	0	0
Carlesimo	0-0	0-0	0	0	0
Griswald	0-0	0-0	0	0	0
Team	(51.8%)	(56.7%)			
Totals	44-85	17-30	53	21	105

Attendance: 6,004

1974	South Carolina	Furman	39	36	--	75
	March 9, 1974	Philadelphia, Pa.	South Carolina	38	29	--

NCAA East Regional

FURMAN (75)

	FG-FGA	FT-FTA	REB	F	PTS
Bierly	0-4	0-0	5	2	0
Lynch	6-17	2-2	8	1	14
Mayes	9-13	3-3	16	1	21
Kelley	4-7	2-3	4	2	10
Grimm	8-18	3-5	2	2	19
Leonard	4-9	3-4	2	4	11
Clark	0-1	0-0	0	0	0
Hill	0-0	0-0	1	0	0
Team	(44.3%)	(76.5%)			
Totals	31-70	13-17	40	12	75

Assists — 12. Turnovers — 12.

SOUTH CAROLINA (67)

	FG-FGA	FT-FTA	REB	F	PTS
Mathias	2-6	0-1	8	4	4
Davis	8-19	0-0	13	4	16
English	5-15	1-2	11	4	11
Dunleavy	5-14	2-2	4	0	12
Winters	11-27	0-0	1	5	22
Greiner	1-2	0-2	7	2	2
Walsh	0-1	0-0	0	0	0
Team	(38.1%)	(42.9%)			
Totals	32-84	3-7	44	19	67

Assists — 9. Turnovers — 9.

Attendance: 1,042



Clyde Mayes' 21 points and 16 rebounds powered Furman to a 73-67 win over South Carolina in the 1974 NCAA Tournament.

1973	Syracuse	Furman	37	45	--	82
	March 10, 1973	Philadelphia, Pa.	Syracuse	43	40	--

NCAA East Regional

FURMAN (82)

	FG-FGA	FT-FTA	REB	F	PTS
Mayes	5-13	1-1	11	4	11
Simpson	7-15	2-3	7	2	16
Leonard	5-14	0-0	11	4	10
Hill	3-5	0-0	0	2	6
Hunt	1-2	0-0	1	0	2
Lynch	6-11	0-0	7	3	12
Kelley	3-10	3-3	2	4	9
Clark	1-3	2-3	2	0	4
Bierly	3-4	2-2	5	1	8
Brenizer	2-3	0-0	3	3	4
Team	(45.0%)	(83.3%)	+3		
Totals	36-80	10-12	52	23	82

SYRACUSE (83)

	FG-FGA	FT-FTA	REB	F	PTS
Lee	9-16	4-5	4	3	22
Dooms	5-10	0-4	9	5	10
Hackett	5-13	2-4	18	1	12
Duval	9-22	0-0	3	4	18
Wadach	3-8	1-2	3	3	7
Lee	1-4	4-5	0	0	0
Team	(49.3%)	(62.5%)	+5		
Totals	37-75	15-24	42	16	83

Attendance: 3,006

FURMAN MEN'S BASKETBALL RECORD BOOK

1974

Pittsburgh
March 14, 1974
Raleigh, N.C.

Furman 34 44 -- 78
Pittsburgh..... 38 43 -- 81

NCAA East Regional

FURMAN (78)

	FG-FGA	FT-FTA	REB	F	PTS
Kelley.....	3-7	3-4	0	4	9
Leonard.....	7-13	3-3	5	5	17
Mayes.....	6-11	0-1	8	2	12
Lynch.....	3-6	0-0	4	2	6
Grimm.....	9-18	9-11	6	4	27
Bierly.....	1-3	1-1	4	4	3
Hill.....	1-2	2-2	1	1	4
Hall.....	0-0	0-0	0	0	0
Clark.....	0-0	0-0	0	0	0
Team.....	(50.0%)	(81.8%)	+6		
Totals.....	30-60	18-22	34	22	78

Assists — 12. Turnovers — 25.

PITTSBURGH (81)

	FG-FGA	FT-FTA	REB	F	PTS
Richards.....	3-5	0-0	1	3	6
Knight.....	12-20	10-11	7	4	34
Bruce.....	6-9	0-0	6	2	12
Martin.....	5-14	0-0	4	4	10
Bolla.....	0-1	0-0	0	0	0
Hill.....	6-13	0-2	1	2	12
Staff.....	1-4	1-3	4	3	3
Wagoner.....	1-1	0-0	2	1	2
Kelly.....	1-2	0-0	2	2	2
Team.....	(50.7%)	(68.8%)	+8		
Totals.....	35-69	11-16	35	21	81

Assists — 8. Turnovers — 20.
Attendance: 12,400

1975

Boston College
March 15, 1975
Charlotte, N.C.

Furman 34 42 -- 76
Boston College ... 37 45 -- 82

NCAA East Regional

FURMAN (76)

	FG-FGA	FT-FTA	REB	F	PTS
Smith.....	1-4	0-0	2	5	2
Leonard.....	7-15	0-0	14	4	14
Mayes.....	14-31	0-2	19	4	28
Lynch.....	4-16	0-0	3	1	8
Hall.....	7-16	0-0	5	2	14
Greene.....	3-3	0-0	0	0	6
Cottingham.....	0-0	0-0	4	2	0
Hill.....	2-4	0-0	3	2	4
Team.....	(42.7%)	(0.0%)	+6		
Totals.....	38-89	0-2	56	20	76

Assists — 23. Turnovers — 19.

BOSTON COLLEGE (82)

	FG-FGA	FT-FTA	REB	F	PTS
Weldon.....	1-7	7-8	2	0	9
Carrington.....	8-19	1-3	8	3	17
Morrison.....	6-13	8-10	5	0	20
Collins.....	7-11	4-5	13	3	18
Bailey.....	8-15	0-0	2	2	16
Shirley.....	1-1	0-0	3	1	2
Team.....	(47.0%)	(76.9%)	+4		
Totals.....	31-66	20-26	37	9	82

Assists — 21. Turnovers — 13.

Officials: Paul Galvan, Robert Karte, Jim Burch. Attendance: 11,666

1978

Indiana
March 12, 1978
Charlotte, N.C.

Furman 24 38 -- 62
Indiana 34 29 -- 63

NCAA East Regional

FURMAN (62)

	FG-FGA	FT-FTA	REB	F	PTS
Arnold.....	5-16	0-0	0	3	10
Daniel.....	9-18	3-4	7	3	21
Moore.....	7-13	5-6	14	4	19
Grimm.....	2-13	2-3	2	4	6
Smith.....	1-1	0-0	1	3	2
Crowe.....	1-1	0-0	1	1	2
McKinney.....	1-2	0-0	2	0	2
Team.....	(40.6%)	(76.9%)	+3		
Totals.....	26-64	10-13	30	18	62

Assists — 7. Turnovers — 11. Steals — 3.

INDIANA (63)

	FG-FGA	FT-FTA	REB	F	PTS
Radford.....	8-9	4-4	6	5	20
Woodson.....	13-24	0-2	6	3	26
Tolbert.....	1-4	0-0	9	4	2
Baker.....	2-3	0-1	6	2	4
Wiseman.....	3-5	0-2	2	1	6
Carter.....	1-1	3-4	1	2	5
Risley.....	0-0	0-0	1	0	0
Team.....	(60.9%)	(53.8%)	+2		
Totals.....	28-48	7-13	33	17	63

Assists — 18. Turnovers — 21. Steals — 3.

Officials: Paul Galvan, Robert Karte, Jim Burch. Attendance: 11,666

1980

Tennessee
March 6, 1980
Greensboro, N.C.

Furman 29 40 -- 69
Tennessee 40 40 -- 80

NCAA East Regional

FURMAN (69)

	FG-FGA	FT-FTA	REB	F	PTS
White.....	3-7	2-5	0	0	8
McKinney.....	3-6	5-8	6	1	11
Moore.....	9-14	4-8	17	3	22
Daniel.....	6-9	3-5	1	4	15
Hunt.....	2-6	0-1	1	3	4
Small.....	1-3	0-0	2	1	2
Crowe.....	0-2	2-2	0	3	2
Jackson.....	1-5	0-0	3	0	2
Butler.....	0-1	0-0	0	3	0
Hanks.....	1-3	1-3	0	0	3
Team.....	(46.4%)	(53.0%)	+5		
Totals.....	26-56	17-32	35	18	69

Assists — 11. Turnovers — 19. Blocks — 3. Steals — 3.

TENNESSEE (80)

	FG-FGA	FT-FTA	REB	F	PTS
Johnson.....	13-19	2-2	14	2	28
Ray.....	0-3	0-0	2	5	0
Threeths.....	1-3	0-0	5	3	2
Carter.....	6-8	1-2	6	4	13
Bertelkamp.....	1-5	1-3	1	5	3
Ellis.....	1-6	0-0	3	0	2
Wood.....	9-11	1-2	5	3	19
Nash.....	3-7	0-2	8	4	6
Parton.....	2-5	3-5	1	3	7
Poole.....	0-2	0-0	1	0	0
Love.....	0-0	0-0	0	0	0
Team.....	(50.8%)	(50.0%)	+1		
Totals.....	36-69	8-16	47	24	80

Assists — 26. Turnovers — 16. Blocks — 4. Steals — 6.

2023

Virginia
March 16, 2023
Orlando, Fla.

Furman 27 41 -- 68
Virginia 32 35 -- 67

NCAA South Regional

FURMAN (68)

	FG-FGA	3P-3PA	FT-FTA	REB	F	PTS
Slawson.....	6-10	1-4	6-7	10	3	19
Foster.....	5-13	4-9	0-0	5	2	14
Pegues.....	3-9	1-4	4-7	3	0	11
Bothwell.....	4-8	2-3	1-1	0	5	11
Hien.....	2-10	1-5	2-2	6	4	7
Williams.....	2-5	1-2	1-2	1	2	6
VanderWal.....	0-0	0-0	0-0	2	1	0
Whitt.....	0-1	0-1	0-0	0	0	0
Hughey.....	0-0	0-0	0-0	0	0	0
Team.....	(39.3%)	(35.7%)	(73.7%)	+4		
Totals.....	22-56	10-28	14-19	31	17	68

Assists — 11. Turnovers — 9. Steals — 4.

VIRGINIA (67)

	FG-FGA	3P-3PA	FT-FTA	REB	F	PTS
Shedrick.....	5-9	0-0	5-6	13	3	15
Beekman.....	4-9	0-1	6-7	5	1	14
Gardner.....	3-9	0-0	2-2	7	3	8
Franklin.....	3-6	0-2	2-2	2	2	8
Clark.....	2-7	0-1	1-2	2	2	5
McKneely.....	5-10	2-7	0-1	2	0	12
Dunn.....	2-3	0-1	0-0	4	2	4
Murray.....	0-1	0-0	1-2	0	0	1
Team.....	(44.4%)	(16.7%)	(77.3%)	+4		
Totals.....	24-54	2-12	17-22	39	13	67

Assists — 13. Turnovers — 8. Steals — 4.

Officials: Heater, Gladden, Greenstein. Attendance: 15,650

2023

San Diego State
March 18, 2023
Orlando, Fla.

Furman 25 27 -- 52
San Diego State ... 39 36 -- 75

NCAA South Regional

FURMAN (52)

	FG-FGA	3P-3PA	FT-FTA	REB	F	PTS
Bothwell.....	4-9	1-4	6-9	2	0	15
Pegues.....	3-15	2-8	2-2	0	0	10
Slawson.....	2-5	1-2	3-3	2	5	8
Foster.....	1-6	1-6	2-2	4	3	5
Hien.....	1-4	0-1	1-2	3	1	3
Williams.....	5-7	1-2	0-0	1	1	11
VanderWal.....	0-1	0-0	0-0	2	3	0
Hughey.....	0-1	0-1	0-0	2	2	0
Whitt.....	0-2	0-2	0-0	1	1	0
Lister.....	0-0	0-0	0-0	0	0	0
Team.....	(32.0%)	(23.1%)	(77.8%)	+7		
Totals.....	16-50	6-26	14-18	24	17	52

Assists — 7. Turnovers — 9. Steals — 3.

SAN DIEGO STATE (75)

	FG-FGA	3P-3PA	FT-FTA	REB	F	PTS
Trammell.....	4-9	3-6	2-2	2	3	13
Butler.....	5-10	0-3	2-2	6	3	12
Bradley.....	3-10	0-3	4-5	3	2	10
Johnson.....	3-3	0-0	1-3	3	2	7
Mensah.....	3-3	0-0	0-0	9	2	6
Parrish.....	6-11	2-5	2-2	6	3	16
Arop.....	2-4	0-0	0-0	3	1	4
Barnett.....	1-1	1-1	0-0	0	0	3
LeDee.....	1-4	0-0	0-0	4	4	2
Seiko.....	1-3	0-2	0-0	1	0	2
Johnson Jr.....	0-0	0-0	0-0	0	0	0
Alger.....	0-0	0-0	0-0	0	0	0
Saunders.....	0-0	0-0	0-0	0	0	0
Team.....	(50.0%)	(30.0%)	(78.6%)	+4		
Totals.....	29-58	6-20	11-14	41	18	75

Assists — 17. Turnovers — 10. Steals — 5.

Officials: Chiazza, Reed, Adams. Attendance: 17,298

FURMAN MEN'S BASKETBALL RECORD BOOK

	1954	1955	1956	1957	1958	1959	1960	1961	1962	1963	1964	1965	1966	1967	1968
Record	20-9	17-10	12-16	10-17	10-16	14-12	9-16	15-11	15-12	13-14	11-15	6-19	9-17	9-15	14-14
Field Goals Made-Attempts	990-2370	952-2340	917-2351	831-2039	723-1794	759-1797	720-1759	719-1653	774-1726	699-1552	634-1405	745-1719	750-1766	685-1429	689-1581
Opponent Field Goals Made-Attempts	866-2302	804-2270	869-2170	908-2100	884-2046	749-1767	858-2055	753-1884	807-1808	789-1797	627-1454	781-1776	902-1935	733-1564	822-1891
Field Goal Percentage418	.407	.390	.408	.403	.422	.409	.434	.448	.450	.451	.433	.425	.451	.436
Opponent Field Goal Percentage376	.357	.400	.432	.432	.423	.418	.399	.686	.705	.701	.689	.694	.709	.697
3-Point Field Goals Made-Attempted															
Opponent 3-Point Field Goals Made-Attempted															
3-Point Field Goal Percentage															
Opponent 3-Point Field Goal Percentage															
Free Throws Made-Attempted	678-950	668-1016	658-1023	538-848	524-787	447-685	475-688	472-660	479-650	539-708	384-570	387-604	462-644	439-623	514-723
Opponent Free Throws Made-Attempted	567-868	628-923	663-1016	507-744	419-612	467-660	318-476	380-580	387-564	440-624	423-603	504-731	416-599	421-592	357-512
Free Throw Percentage714	.657	.643	.634	.667	.653	.690	.715	.737	.761	.673	.641	.717	.704	.717
Opponent Free Throw Percentage653	.628	.653	.681	.685	.708	.668	.655	.686	.705	.701	.689	.694	.709	.697
Rebounds	1216	1442	1503	1253	1071	1208	1250	1220	1187	1156	919	1080	1123	930	1104
Opponent Rebounds	1356	1275	1275	1241	1140	1357	1233	1114	1048	1042	1333	1291	1050	1221	
Rebounds Per Game	41.9	53.4	53.7	46.4	41.2	46.5	50.0	46.6	44.0	42.8	35.5	43.2	43.2	38.8	39.4
Opponent Rebounds Per Game	48.4	47.2	47.7	43.8	54.3	47.1	41.3	38.8	40.0	53.3	49.7	43.8	43.6		
Rebounding Margin	+5.3	-0.8	-6.3	+2.7	-4.3	-0.5	+2.7	+0.4	-4.5	-10.1	-6.5	-5.0	-4.2		
Fouls															
Opponent Fouls															
Assists															
Opponent Assists															
Turnovers															
Opponent Turnovers															
Blocks															
Opponent Blocks															
Steals															
Opponent Steals															
Points	2658	2572	2492	2200	1970	1965	1915	1910	2027	1937	1652	1877	1962	1809	1892
Opponent Points	2296	2236	2401	2323	2190	1965	2034	1881	2001	2018	1677	2066	2220	1887	2001
Points Per Game	91.7	95.3	89.0	81.5	75.8	75.6	76.6	73.4	75.1	71.7	63.5	75.1	75.5	75.4	70.1
Opponent Points Per Game	79.2	82.8	85.8	86.0	84.2	75.6	81.4	72.3	74.1	74.7	64.5	82.6	85.4	78.6	74.1
Scoring Margin	+12.5	+12.5	+3.2	-4.5	-8.4	0.0	-4.8	+1.1	+1.0	-3.0	-1.0	-7.5	-9.9	-3.2	-4.0

	1969	1970	1971	1972	1973	1974	1975	1976	1977	1978	1979	1980	1981	1982	1983
Record	9-17	13-13	15-11	17-11	20-9	22-9	22-7	9-18	18-10	19-11	20-9	23-7	11-16	11-16	9-20
Field Goals Made-Attempts	727-1808	760-1717	850-1918	1024-2197	1042-2172	1018-2162	991-2002	832-1755	913-1867	972-2017	961-1942	919-1836	708-1647	746-1578	691-1451
Opponent Field Goals Made-Attempts	832-1830	769-1750	789-1669	902-1940	872-1952	949-2098	896-1924	912-1778	903-1914	930-1909	853-1833	886-1833	750-1569	763-1552	708-1468
Field Goal Percentage403	.443	.443	.466	.480	.471	.495	.474	.489	.482	.495	.501	.430	.473	.476
Opponent Field Goal Percentage455	.439	.473	.465	.447	.452	.465	.5109	.472	.487	.465	.483	.478	.492	.482
3-Point Field Goals Made-Attempted													14-48	9-36	9-33
Opponent 3-Point Field Goals Made-Attempted													292	250	273
3-Point Field Goal Percentage													17-44	3-19	21-52
Opponent 3-Point Field Goal Percentage													386	158	404
Free Throws Made-Attempted	467-679	403-639	482-755	544-824	416-621	432-621	420-581	368-557	521-733	557-721	476-632	589-799	531-745	472-680	361-517
Opponent Free Throws Made-Attempted	441-630	413-601	581-826	645-934	471-711	349-509	374-530	400-579	430-632	432-607	406-588	448-643	547-787	484-662	470-690
Free Throw Percentage686	.631	.638	.660	.670	.696	.723	.661	.711	.773	.753	.737	.713	.694	.698
Opponent Free Throw Percentage700	.687	.703	.662	.686	.706	.691	.680	.680	.712	.690	.697	.695	.731	.681
Rebounds	1175	1181	1140	1362	1473	1426	1290	1017	1121	1176	1197	1081	996	924	870
Opponent Rebounds	1305	1181	1326	1418	1182	1216	1067	1036	1121	1093	1102	1023	1039	958	834
Rebounds Per Game	45.2	45.4	42.2	48.6	50.8	46.0	44.5	37.7	40.0	39.2	41.3	36.0	36.9	34.2	30.0
Opponent Rebounds Per Game	50.2	45.4	49.1	50.6	40.8	39.2	36.8	38.4	40.0	36.4	38.0	34.1	38.5	35.5	28.8
Rebounding Margin	-5.0	0.0	-6.9	-2.0	+10.0	+6.8	+7.7	-0.7	0.0	+2.8	+3.3	+1.9	-1.6	-1.3	+1.2
Fouls	610	688	670	574	532	553	576	609	561	647	667	604	608		
Opponent Fouls	603	626	617	635	561	562	636	653	598	709	658	609	505		
Assists	370	310	391	338	419	470	247	328	356	361	371	384			
Opponent Assists	311	323	396	361	371	384									
Turnovers	536	525	464	435	436	416	382	482							
Opponent Turnovers	478	489	489	493	439	426	379								
Blocks	137	105	86	54	129	98	121	66	91						
Opponent Blocks	68	74	75	59											
Steals	160	187	212	201	175	199	152								
Opponent Steals	186	186	185	247											
Points	1921	1923	2182	2592	2500	2468	2402	2032	2347	2501	2398	2427	1961	1973	1752
Opponent Points	2105	1951	2159	2449	2215	2247	2166	2224	2236	2292	2112	220	2064	2013	1907
Points Per Game	73.9	74.0	80.8	92.6	86.2	79.6	82.8	75.3	83.8	83.7	82.7	80.9	72.6	73.1	60.4
Opponent Points Per Game	81.0	75.0	79.6	87.5	76.4	72.5	74.7	82.4	79.9	76.4	72.8	74.0	76.4	74.6	65.8
Scoring Margin	-7.1	-1.0	+1.2	+5.1	+9.8	+7.1	+8.1	-7.1	+3.9	+7.3	+9.9	+6.9	-3.8	-1.5	-5.4

FURMAN MEN'S BASKETBALL RECORD BOOK

	1984	1985	1986	1987	1988	1989	1990	1991	1992	1993	1994	1995	1996	1997	1998
Record	12-17	7-21	10-17	17-12	18-10	17-12	15-16	20-9	17-11	11-17	10-18	10-17	10-17	10-17	9-20
Field Goals Made-Attempts	760-1514	696-1492	702-1470	792-1625	768-1590	801-1693	849-1854	843-1757	760-1581	732-1606	756-1642	675-1560	703-1634	643-1579	651-1521
Opponent Field Goals Made-Attempted	774-1600	686-1391	709-1507	785-1682	739-1558	808-1640	902-1873	798-1787	731-1665	755-1662	784-1691	713-1614	801-1694	702-1584	710-1665
Field Goal Percentage502	.466	.478	.487	.483	.473	.458	.480	.481	.456	.460	.433	.430	.407	.428
Opponent Field Goal Percentage484	.493	.470	.466	.474	.493	.482	.447	.439	.454	.464	.442	.473	.443	.426
3-Point Field Goals Made-Attempted	17-48	137-320	140-351	134-374	190-543	185-486	153-428	178-470	169-483	173-528	183-541	146-488	93-344
Opponent 3-Point Field Goals Made-Attempted	40-98	110-292	94-245	115-310	164-466	168-661	158-453	160-471	171-489	156-460	169-483	151-422	15-471
3-Point Field Goal Percentage354428	.384	.358	.350	.381	.357	.379	.350	.328	.338	.299	.278
Opponent 3-Point Field Goal Percentage408376	.384	.371	.352	.254	.349	.340	.350	.339	.350	.358	.331
Free Throws Made-Attempted	442-657	375-611	379-574	398-626	425-623	436-655	492-710	483-680	516-724	451-612	333-549	297-450	395-550	351-542	395-600
Opponent Free Throws Made-Attempted	484-686	528-747	444-628	381-549	408-576	485-665	451-677	413-626	420-625	472-662	435-685	280-435	334-482	335-510	378-579
Free Throw Percentage673	.611	.600	.635	.682	.666	.693	.710	.713	.737	.607	.660	.718	.648	.658
Opponent Free Throw Percentage706	.707	.707	.694	.708	.729	.666	.660	.672	.713	.635	.644	.693	.657	.653
Rebounds	860	907	908	994	974	978	1124	1089	1012	1001	1036	980	1034	1061	1075
Opponent Rebounds	932	880	924	1013	912	1000	1162	1048	959	979	1016	995	971	981	983
Rebounds Per Game	29.7	32.4	33.6	34.3	34.8	33.7	36.3	37.6	36.1	35.8	37.0	36.3	38.3	39.3	37.1
Opponent Rebounds Per Game	32.7	31.4	34.2	34.9	32.6	34.5	37.5	36.1	34.3	35.0	36.3	36.9	36.0	36.3	33.9
Rebounding Margin	-3.0	+1.0	-0.6	-0.6	+2.2	-0.8	-1.2	+1.5	+1.8	+0.8	+0.7	-0.6	+2.3	+3.0	+3.2
Fouls	621	634	576	566	554	628	631	547	567	558	594	450	460	475	556
Opponent Fouls	641	585	539	564	536	598	651	546	603	526	537	482	509	498	543
Assists	394	383	387	415	446	472	515	520	452	486	444	368	364	360	347
Opponent Assists	404	378	361	347	364	421	489	453	411	399	368	368	399	397	383
Turnovers	476	458	431	415	423	451	497	460	453	465	544	399	408	404	514
Opponent Turnovers	466	439	390	447	443	464	495	490	442	418	454	381	358	371	390
Blocks	105	70	50	46	43	48	65	76	61	56	76	79	87	91	60
Opponent Blocks	45	67	63	79	72	94	79	100	100	95	69	74	80	68	96
Steals	204	176	194	196	195	203	197	212	234	184	223	174	158	153	180
Opponent Steals	222	192	195	179	194	229	252	250	224	249	310	225	216	211	239
Points	1979	1767	1783	2119	2101	2172	2380	2354	2189	2093	2014	1820	1984	1783	1790
Opponent Points	2072	1900	1862	2061	1980	2216	2419	2177	2040	2142	2174	1862	2105	1890	1954
Points Per Game	68.2	63.1	66.0	73.1	75.0	74.9	76.8	81.2	78.2	74.8	71.9	67.4	73.5	66.0	61.7
Opponent Points Per Game	71.4	67.9	68.9	71.0	70.7	76.4	78.1	75.1	72.9	76.5	77.6	69.0	78.0	70.0	67.4
Scoring Margin	-3.2	-4.8	-2.9	+2.1	+4.3	-1.5	-1.3	+6.1	+5.3	-1.7	-5.7	-1.6	-4.5	-4.0	-5.7

	1999	2000	2001	2002	2003	2004	2005	2006	2007	2008	2009	2010	2011	2012	2013
Record	12-16	14-18	10-16	17-14	14-17	17-14	16-13	15-13	15-16	7-23	6-24	13-17	22-11	15-16	7-24
Field Goals Made-Attempts	626-1455	798-1769	633-1473	783-1802	748-1747	747-1658	754-1609	716-1544	743-1676	640-1591	638-1581	676-1620	765-1712	681-1646	644-1580
Opponent Field Goals Made-Attempted	715-1615	796-1849	618-1428	718-1711	761-1726	696-1667	692-1579	698-1589	781-1672	790-1701	736-1561	720-1698	731-1727	711-1639	806-1747
Field Goal Percentage430	.451	.430	.435	.428	.451	.469	.464	.443	.402	.404	.417	.447	.414	.408
Opponent Field Goal Percentage443	.431	.433	.420	.441	.418	.438	.439	.467	.464	.471	.424	.423	.434	.461
3-Point Field Goals Made-Attempted	143-449	157-504	149-465	207-564	169-514	212-601	267-678	229-624	239-639	225-678	162-524	195-554	238-636	210-623	189-565
Opponent 3-Point Field Goals Made-Attempted	143-451	171-493	124-407	171-534	190-550	179-558	178-502	200-565	181-534	220-620	191-517	155-463	181-550	156-509	203-534
3-Point Field Goal Percentage318	.312	.320	.367	.329	.353	.394	.367	.374	.332	.309	.352	.374	.337	.335
Opponent 3-Point Field Goal Percentage317	.347	.305	.320	.345	.321	.355	.354	.339	.355	.369	.335	.329	.306	.380
Free Throws Made-Attempted	483-723	499-735	315-484	370-565	382-554	417-596	345-492	360-497	377-516	332-468	392-565	505-706	503-694	434-608	392-568
Opponent Free Throws Made-Attempted	369-552	427-637	365-524	439-654	341-508	369-553	341-495	325-457	384-579	342-490	467-689	464-711	481-703	444-622	365-514
Free Throw Percentage668	.679	.651	.655	.690	.700	.701	.724	.731	.709	.694	.715	.725	.714	.690
Opponent Free Throw Percentage668	.670	.697	.671	.671	.667	.689	.711	.663	.698	.678	.653	.684	.714	.710
Rebounds	1030	1155	891	1113	1130	1084	933	943	1004	938	928	1074	1135	1073	974
Opponent Rebounds	968	1136	939	1129	1118	1008	958	923	1015	1089	1047	1067	1040	996	1077
Rebounds Per Game	36.8	36.1	34.3	35.9	36.5	37.4	32.2	33.7	32.4	31.3	30.9	35.8	34.4	34.6	31.4
Opponent Rebounds Per Game	34.6	35.5	36.1	36.4	32.8	34.8	33.0	33.0	32.7	36.3	34.9	35.6	31.5	32.1	34.7
Rebounding Margin	+2.2	+0.6	-1.8	-0.5	+3.7	+2.6	-0.8	+0.7	-0.3	-5.0	-4.0	+0.2	+2.9	+2.5	-3.3
Fouls	552	606	490	604	538	517	498	457	579	496	600	631	621	591	483
Opponent Fouls	620	631	477	561	552	570	502	490	551	481	551	605	655	600	532
Assists	361	449	349	476	409	454	470	438	444	360	340	347	404	338	340
Opponent Assists	366	421	349	385	411	349	374	397	393	453	410	378	357	368	463
Turnovers	512	483	340	433	465	453	427	401	459	433	428	433	436	431	451
Opponent Turnovers	419	469	373	505	437	466	486	392	437	377	396	376	412	383	357
Blocks	68	68	75	66	95	101	63	73	65	63	88	154	114	104	116
Opponent Blocks	96	116	79	83	100	63	71	65	92	130	90	95	78	78	76
Steals	179	242	179	271	230	240	266	208	205	173	161	148	170	160	164
Opponent Steals	221	237	158	196	239	243	205	207	223	225	209	200	195	201	228
Points	1878	2252	1730	2173	2047	2123	2120	2021	2102	1837	1830	2052	2271	2006	1869
Opponent Points	1942	2190	1725	2046	2053	1940	1903	1921	2127	2142	2130	2059	2124	2022	2180
Points Per Game	67.1	70.4	66.5	69.1	66.0	73.2	73.1	72.2	67.8	61.2	61.0	68.4	68.8	64.7	60.3
Opponent Points Per Game	69.4	68.4	66.3	66.0	66.2	66.9	65.6	68.6	68.6	71.4	71.0	68.6	64.4	65.2	70.3
Scoring Margin	-2.3	+2.0	+0.2	+3.1	-0.2	+6.3	+7.5	+3.6	-0.8	-10.2	-10.0	-0.2	+4.5	-0.5	-10.0

FURMAN MEN'S BASKETBALL RECORD BOOK

	2014	2015	2016	2017	2018	2019	2020	2021	2022	2023	2024	2025	2026	2027	2028
Record	9-21	11-22	19-16	23-12	23-10	25-8	25-7	16-9	22-12	28-8					
Field Goals Made-Attempts	680-1539	701-1636	847-1866	918-1941	942-2006	930-1962	881-1856	730-1499	945-2038	1016-2129					
Opponent Field Goals Made-Attempted	794-1724	801-1784	815-1873	812-1917	825-1905	818-1951	784-1795	635-1440	878-1941	937-2094					
Field Goal Percentage442	.428	.454	.473	.470	.474	.475	.487	.464	.477					
Opponent Field Goal Percentage461	.449	.435	.424	.433	.419	.437	.441	.452	.447					
3-Point Field Goals Made-Attempted	164-492	216-658	253-786	319-828	338-950	338-935	302-858	242-708	401-1054	340-988					
Opponent 3-Point Field Goals Made-Attempted	230-611	224-633	236-682	245-786	224-708	237-749	229-742	181-559	236-711	242-733					
3-Point Field Goal Percentage333	.328	.322	.385	.356	.361	.352	.342	.380	.344					
Opponent 3-Point Field Goal Percentage376	.354	.346	.312	.316	.316	.309	.324	.332	.330					
Free Throws Made-Attempted	431-633	480-717	540-777	435-624	397-557	364-508	393-561	288-398	349-461	539-727					
Opponent Free Throws Made-Attempted	378-535	419-634	467-688	450-643	386-550	309-455	326-455	272-423	344-471	447-630					
Free Throw Percentage681	.669	.695	.697	.713	.717	.701	.724	.757	.741					
Opponent Free Throw Percentage707	.661	.679	.700	.702	.679	.716	.643	.730	.710					
Rebounds	940	1068	1250	895	1157	1170	761	879	1128	1262					
Opponent Rebounds	1038	1093	1099	812	1152	1133	804	825	1138	1204					
Rebounds Per Game	31.3	32.4	35.7	34.6	35.1	35.5	31.6	35.2	33.2	35.1					
Opponent Rebounds Per Game	34.6	33.1	31.4	32.3	34.9	34.3	34.6	33.0	33.5	33.4					
Rebounding Margin	-3.3	-0.8	+4.3	+2.3	+0.2	+1.1	-3.0	+2.2	-0.3	+1.6					
Fouls	509	582	622	613	531	481	495	428	496	604					
Opponent Fouls	566	610	673	615	542	530	510	366	467	617					
Assists	288	342	424	524	526	524	475	416	593	600					
Opponent Assists	424	448	402	418	402	381	430	324	450	417					
Turnovers	407	438	471	451	382	407	366	313	358	397					
Opponent Turnovers	329	360	449	473	489	474	517	370	442	470					
Blocks	85	94	115	82	72	137	90	84	119	115					
Opponent Blocks	100	123	97	80	105	110	85	69	97	102					
Steals	147	183	217	245	265	288	264	205	281	238					
Opponent Steals	210	230	230	209	178	235	201	179	200	204					
Points	1955	2098	2487	2590	2619	2562	2457	1990	2640	2911					
Opponent Points	2196	2245	2333	2319	2260	2182	2123	1723	2336	2563					
Points Per Game	65.2	63.6	71.1	74.0	79.4	77.6	76.8	79.6	77.6	80.9					
Opponent Points Per Game	73.2	68.0	66.7	66.3	68.5	66.1	66.3	68.9	68.7	71.2					
Scoring Margin	-8.0	-4.5	+4.4	+7.7	+10.9	+11.5	+10.4	+10.7	+8.9						

FURMAN MEN'S BASKETBALL RECORD BOOK

YEAR	OVERALL			FU OPP		H A N			SOCON			COACH	
	W	L	PCT	PTS	PTS	W-L	W-L	W-L	W	L	PCT		
1908-09	3	1	.750	94	75	1-0	2-1						
1909-10	2	6	.250	172	495	2-1	0-5						
1910-11	2	1	.667	72	70	2-1	0-0						
1911-12	0	2	.000	27	66	0-2	0-0						
1912-13	1	4	.200	117	187	1-2	0-2				William Craig		
1913-14	5	4	.555	223	170	NA	NA				H.M. Perry		
1914-15	0	3	.000	69	78	0-1	0-2				W.B. Bible		
1915-16	2	6	.250	186	338	1-2	1-4				C. Dushan		
1919-20	2	12	.142	283	17	1-8	1-4				W. L. Laval		
1920-21	1	12	.076	286	539	NA	NA				W. L. Laval		
1921-22	8	7	.533	485	444	6-3	2-3	0-1			W. L. Laval		
1922-23	11	7	.611	559	487	8-3	2-3	1-1			W. L. Laval		
1923-24	7	7	.500	415	373	5-3	2-3	0-1			W. L. Laval		
1924-25	9	7	.563	606	456	6-2	3-4	0-1			W. L. Laval		
1925-26	11	9	.550	696	590	7-2	3-6	1-1			W. L. Laval		
1926-27	16	4	.800	822	558	11-0	5-3	0-1			W. L. Laval		
1927-28	15	3	.833	745	519	8-0	7-2	0-1			A. W. Norman		
1928-29	12	6	.667	794	573	5-2	7-4	0-0			A. P. McLeod		
1929-30	16	1	.941	720	346	8-0	8-1	0-0			A. P. McLeod		
1930-31	15	2	.882	558	384	8-0	7-2	0-0			A. P. McLeod		
1931-32	15	1	.938	465	290	7-0	8-1	0-0			A. P. McLeod		
1932-33	11	8	.579	569	566	6-3	5-5	0-0			A. P. McLeod		
1933-34	3	12	.200	345	438	1-7	2-5	0-0			Flucie Stewart		
1934-35	9	8	.529	578	568	6-4	3-4	0-0			Flucie Stewart		
1935-36	10	6	.625	545	499	8-1	2-5	0-0			Bob Smith		
1936-37	8	7	.533	472	479	3-4	5-3	0-0	3	4	.429	9th	Bob Smith
1937-38	6	13	.316	560	722	4-5	2-8	0-0	2	7	.222	12th	Bob Smith
1938-39	6	16	.273	783	968	4-7	2-9	0-0	0	11	.000	15th	Bob Smith
1939-40	11	11	.500	833	864	8-3	3-8	0-0	5	7	.417	10th	Bob Smith
1940-41	4	13	.235	609	733	1-6	3-7	0-0	1	10	.091	14th	Bob Smith
1941-42	10	9	.526	721	777	7-1	3-8	0-0	7	8	.467	9th	Bob Smith
1944-45	2	15	.118	607	795	1-5	1-10	0-0	0	8	.000	14th	Selwyn Edwards
1945-46	16	3	.842	911	757	9-1	7-2	0-0	8	3	.727	3rd	Lyles Alley
1946-47	9	10	.474	961	950	5-3	4-6	0-1	5	7	.417	12th	Lyles Alley
1947-48	11	15	.423	1409	1610	5-6	3-7	3-2	3	10	.230	14th	Lyles Alley
1948-49	8	14	.364	1249	1384	6-2	2-12	0-0	4	11	.267	15th	Lyles Alley
1949-50	9	12	.429	1112	1168	6-5	3-7	0-0	4	8	.333	11th	Melvin Bell
1950-51	3	20	.130	1251	1664	2-7	1-13	0-0	1	13	.071	17th	Lyles Alley
1951-52	18	6	.750	1800	1659	9-2	8-3	1-1	9	5	.643	6th	Lyles Alley
1952-53	21	6	.778	2433	1973	13-0	7-5	1-1	10	3	.769	5th	Lyles Alley
1953-54	20	9	.690	2658	2296	11-1	7-4	2-4	6	1	.857	2nd	Lyles Alley
1954-55	17	10	.630	2572	2236	10-4	7-4	0-2	6	4	.600	5th	Lyles Alley
1955-56	12	16	.429	2492	2401	6-6	5-8	1-2	7	7	.500	6th	Lyles Alley
1956-57	10	17	.370	2200	2323	4-4	3-8	3-5	7	5	.583	4th	Lyles Alley
1957-58	10	16	.385	1967	2190	7-2	3-12	0-2	4	8	.333	7th	Lyles Alley
1958-59	14	12	.539	1965	1965	7-6	5-5	2-1	5	7	.417	6th	Lyles Alley
1959-60	9	16	.360	1915	2034	5-8	3-7	1-1	6	7	.462	6th	Lyles Alley
1960-61	15	11	.577	1910	1881	12-2	3-8	0-1	6	7	.462	5th	Lyles Alley
1961-62	15	12	.556	2025	1999	10-5	5-6	0-1	8	5	.615	3rd	Lyles Alley
1962-63	14	14	.500	1937	1958	10-5	3-8	1-1	9	6	.600	4th	Lyles Alley
1963-64	11	15	.423	1652	1677	7-5	4-9	0-1	7	8	.467	5th	Lyles Alley
1964-65	7	18	.280	1890	2051	4-13	3-5	0-0	2	12	.143	9th	Lyles Alley
1965-66	9	17	.346	1962	2220	5-5	4-11	0-1	4	8	.333	6th	Lyles Alley
1966-67	9	15	.375	1707	1903	7-7	2-7	0-1	4	6	.400	7th	Frank Selvy
1967-68	13	14	.481	1892	2001	7-6	5-7	1-1	6	6	.500	5th	Frank Selvy
1968-69	9	17	.346	1921	2102	7-8	2-8	0-1	5	6	.455	5th	Frank Selvy
1969-70	13	13	.500	1923	1951	9-4	4-8	0-1	5	6	.455	4th	Frank Selvy
1970-71	15	12	.556	2182	2159	9-4	3-7	3-1	5	5	.500	5th	Joe Williams
1971-72	17	11	.607	2602	2449	10-4	5-6	2-1	8	3	.727	2nd	Joe Williams
1972-73	20	9	.690	2497	2215	12-2	5-4	3-3	11	2	.846	2nd	Joe Williams
1973-74	22	9	.710	2468	2247	11-2	7-3	4-4	11	1	.917	1st	Joe Williams
1974-75	22	7	.759	2402	2176	11-0	7-3	4-4	12	0	1.000	1st	Joe Williams
1975-76	9	18	.333	2034	2224	5-8	4-7	0-3	5	7	.417	7th	Joe Williams
1976-77	18	10	.643	2347	2236	14-3	3-4	1-3	8	2	.800	2nd	Joe Williams
1977-78	19	11	.633	2501	2293	10-3	4-7	5-1	7	5	.583	4th	Joe Williams
1978-79	20	9	.690	2398	2112	11-4	6-3	3-2	9	3	.750	2nd	Eddie Holbrook
1979-80	23	7	.767	2437	2220	13-1	7-3	3-3	14	1	.933	1st	Eddie Holbrook
1980-81	11	16	.407	1961	2064	9-4	2-9	0-3	8	8	.500	6th	Eddie Holbrook
1981-82	11	16	.407	1973	2013	9-4	1-8	1-4	7	9	.438	6th	Eddie Holbrook

YEAR	OVERALL			FU OPP		H A N			SOCON			COACH	
	W	L	PCT	PTS	PTS	W-L	W-L	W-L	W	L	PCT		
1982-83	9	20	.310	1752	1887	5-7	2-7	2-6	4	12	.250	7th	Jene Davis
1983-84	12	17	.414	1979	2022	6-7	5-7	1-3	7	9	.438	6th	Jene Davis
1984-85	7	21	.250	1767	1900	5-10	2-9	0-2	4	12	.250	8th	Jene Davis
1985-86	10	17	.370	1783	1862	8-5	2-10	0-2	5	11	.313	7th	Butch Estes
1986-87	17	12	.586	2123	2061	9-3	7-7	1-2	10	6	.625	4th	Butch Estes
1987-88	18	10	.643	2101	1980	11-4	7-5	0-1	11	5	.688	2nd	Butch Estes
1988-89	17	12	.586	2172	2216	10-4	5-6	2-2	9	5	.642	2nd	Butch Estes
1989-90	15	16	.483	2380	2419	10-4	4-11	1-1	5	9	.357	7th	Butch Estes
1990-91	20	9	.690	2353	2177	13-0	7-8	0-1	11	3	.786	1st	Butch Estes
1991-92	17	11	.607	2189	2040	10-4	6-6	1-1	9	5	.563	3rd	Butch Estes
1992-93	11	17	.392	2093	2142	6-6	4-10	1-1	8	10	.444	7th	Butch Estes
1993-94	10	18	.357	1939	2104	7-6	2-11	1-1	6	12	.333	8th	Butch Estes
1994-95	10	17	.370	1819	1862	8-5	2-11	0-1	6	8	.429	4th	Joe Cantafio
1995-96	10	17	.370	1984	2108	8-4	2-12	0-1	6	8	.429	3rd	Joe Cantafio
1996-97	10	17	.370	1783	1890	7-6	3-10	0-1	4	10	.286	4th	Joe Cantafio
1997-98	9	20	.310	1790	1954	6-7	2-10	1-1	5	9	.357	4th	Larry Davis
1998-99	12	16	.429	1878	1942	8-4	2-10	2-2	5	11	.312	5th	Larry Davis
1999-00	14	18	.437	2252	2190	11-5	1-11	2-2	5	10	.333	6th	Larry Davis
2000-01	10	16	.385	1730	1725	6-5	4-10	0-1	5	11	.312	6th	Larry Davis
2001-02	17	14	.548	2143	2046	11-4	3-9	3-1	7	9	.438	5th	Larry Davis
2002-03	14	17	.451	2047	2053	10-5	2-10	2-2	8	8	.500	3rd	Larry Davis
2003-04	17	12	.586	2123	1940	10-4	6-7	1-1	8	8	.500	4th	Larry Davis
2004-05	16	13	.552	2120	1903	11-2	5-8	0-3	9	7	.563	4th	Larry Davis
2005-06	15	13	.536	2021	1921	11-3	4-9	0-1	8	7	.533	4th	Larry Davis
2006-07	15	16	.484	2102	2127	9-5	5-10	1-1	8	10	.444	3rd	Jeff Jackson
2007-08	7	23	.233	1837	2142	5-6	1-13	1-4	3	15	.167	5th	Jeff Jackson
2008-09	6	24	.200	1830	2130	6-7	0-16	0-1	4	16	.200	5th	Jeff Jackson
2009-10	13	17	.433	2052	2059	8-6	4-9	1-2	7	11	.389	5th	Jeff Jackson
2010-11	22	11	.667	2271	2124	11-2	9-8	2-1	12	6	.667	3rd	Jeff Jackson
2011-12	15	16	.484	2006	2022	9-5	5-10	1-1	8	10	.444	5th	Jeff Jackson
2012-13	7	24	.226	1869	2180	5-9	1-14	1-1	3	15	.167	5th	Jeff Jackson
2013-14	9	21	.300	1955	2196	6-8	3-12	0-1	3	13	.188	10th	Niko Medved
2014-15	11	22	.333	2098	2245	7-7	1-14	3-1	5	13	.278	10th	Niko Medved
2015-16	19	16	.543	2487	2333	14-2	3-12	2-2	11	7	.611	T3rd	Niko Medved
2016-17	23	12	.657	2590	2319	11-3	12-8	0-1	14	4	.778	T1st	Niko Medved
2017-18	23	10	.670	2619	2260	13-3	7-6	3					

FURMAN MEN'S BASKETBALL RECORD BOOK

Opponent	G	W	L	Home	Away	Neut
Air Force	1	1	0	1-0	0-0	0-0
Alabama	3	0	3	0-0	0-3	0-0
Alabama State	1	1	0	0-0	0-0	1-0
Alaska-Anchorage	1	1	0	0-0	1-0	0-0
Allen	1	1	0	1-0	0-0	0-0
American	2	2	0	1-0	1-0	0-0
Anderson	1	1	0	1-0	0-0	0-0
Appalachian State	88	49	39	29-10	17-20	3-9
Army	1	1	0	1-0	0-0	0-0
Asbury	1	1	0	1-0	0-0	0-0
Atlanta Athletic	4	1	3	0-0	1-3	0-0
Atlanta Christian	1	1	0	1-0	0-0	0-0
Auburn	6	1	5	1-2	0-3	0-0
Augusta	6	6	0	5-0	1-0	0-0
Austin Peay	1	1	0	1-0	0-0	0-0
Bailey Military	2	2	0	2-0	0-0	0-0
Baylor	2	0	2	0-1	0-0	0-1
Belmont	4	2	2	2-0	0-2	0-0
Belmont Abbey	2	1	1	1-1	0-0	0-0
Berry	1	1	0	1-0	0-0	0-0
Bethune-Cookman	3	2	1	2-0	0-1	0-0
Birmingham Southern	1	0	1	0-0	0-0	0-1
Bluefield	1	1	0	1-0	0-0	0-0
Bob Jones	2	2	0	2-0	0-0	0-0
Boston College	1	0	1	0-0	0-0	0-1
Bowling Green	2	1	1	0-1	1-0	0-0
Bradley	2	0	2	0-2	0-0	0-0
Brevard	2	2	0	2-0	0-0	0-0
Brown	1	1	0	1-0	0-0	0-0
Bucknell	1	1	0	0-0	0-0	1-0
Butler	1	0	1	0-0	0-1	0-0
Butler Guards	1	0	1	0-1	0-0	0-0
California	2	0	2	0-0	0-2	0-0
California State-Fullerton	1	0	1	0-0	0-0	0-1
Campbell	5	5	0	2-0	3-0	0-0
Camp Croft	1	1	0	1-0	0-0	0-0
Catawba	1	1	0	1-0	0-0	0-0
Centenary	1	0	1	0-0	0-1	0-0
Central Florida	2	0	2	0-1	0-1	0-0
Central YMCA	1	0	1	0-0	0-1	0-0
Charleston Southern	17	10	7	8-3	2-4	0-0
Charlotte	8	3	5	3-1	0-4	0-0
Charlotte YMCA	1	1	0	0-0	0-1	0-0
Chaminade	1	1	0	0-0	1-0	0-0
Chattanooga	97	40	57	25-19	13-31	2-7
Cincinnati	2	0	2	0-0	0-1	0-1
The Citadel	219	131	88	76-35	50-51	5-2
Clemson	150	51	99	29-41	22-58	0-2
Coastal Carolina	5	4	1	3-0	1-1	0-0
Colgate	1	1	0	0-0	0-0	1-0
College of Charleston	85	43	42	22-18	20-22	1-2
Columbia	3	1	2	0-2	1-0	0-0
Columbia International	1	1	0	1-0	0-0	0-0
Connecticut	2	0	2	0-0	0-2	0-0
Creighton	1	0	1	0-0	0-1	0-0
Dartmouth	3	1	2	1-1	0-1	0-0
Davidson	163	62	101	34-41	25-55	3-5
Dayton	3	0	3	0-0	0-3	0-0
DePaul	3	0	3	0-1	0-2	0-0
Duke	9	1	8	0-2	0-6	1-0
Duquesne	2	1	1	0-0	0-1	1-0
East Carolina	23	16	7	10-2	5-5	1-0
East Tennessee State	67	33	34	19-10	13-19	1-5
Eastern Kentucky	4	1	3	0-1	1-0	0-2
Elon	18	7	11	3-4	4-6	0-1
Emory	2	2	0	2-0	0-0	0-0
Erskine	37	31	6	29-4	1-2	1-0
Flagler	1	1	0	1-0	0-0	0-0
Florida	8	4	4	4-2	0-2	0-0
Florida Gulf Coast	2	0	2	0-1	0-1	0-0
Florida State	10	3	7	2-2	1-4	0-1
Fordham	2	0	2	0-0	0-1	0-1
Francis Marion	1	1	0	1-0	0-0	0-0
Gardner-Webb	7	4	3	2-2	2-1	0-0
George Mason	1	1	0	0-0	0-0	1-0
George Washington	21	10	11	6-4	2-6	2-1
Georgetown (Ky.)	4	3	1	2-0	0-1	1-0
Georgia	27	4	23	2-8	2-15	0-0
Georgia Southern	51	24	27	15-10	7-16	2-1
Georgia State	3	1	2	1-1	0-1	0-0
Georgia Tech	29	6	23	5-8	1-15	0-0
Greensboro	3	3	0	3-0	0-0	0-0
Greenville YMCA	1	0	1	0-1	0-0	0-0

Opponent	G	W	L	Home	Away	Neut
Hampden-Sydney	3	2	1	1-0	1-1	0-0
Harvard	1	1	0	1-0	0-0	0-0
Hawaii	1	0	1	0-0	0-1	0-0
High Point	4	3	1	1-1	2-0	0-0
Hiwassee	1	1	0	1-0	0-0	0-0
Hofstra	1	0	1	0-0	0-0	0-1
Howard	1	1	0	1-0	0-0	0-0
Holy Cross	1	0	1	0-1	0-0	0-0
Houston	1	1	0	0-0	0-0	1-0
Howard	1	1	0	0-0	0-0	1-0
Illinois	2	1	1	1-0	0-1	0-0
Indiana	2	0	2	0-0	0-1	0-1
Indiana St.-Evansville	1	1	0	1-0	0-0	0-0
IUPUI	1	1	0	0-0	0-0	1-0
Iowa	1	0	1	0-0	0-1	0-0
Jacksonville	15	7	8	4-3	3-5	0-0
James Madison	7	2	5	0-3	2-2	0-0
Jewish Progressive	6	3	3	0-0	3-3	0-0
Johns Hopkins	1	1	1	1-0	0-0	0-0
Kansas	1	0	1	0-0	0-1	0-0
Kennesaw State	1	1	0	0-0	0-0	0-0
Kent State	1	0	1	0-0	0-1	0-0
Kentucky	1	0	1	0-0	0-1	0-0
Lafayette	1	1	0	1-0	0-0	0-0
Lander	7	7	0	7-0	0-0	0-0
LaSalle	3	0	3	0-2	0-0	0-1
Lees-McRae	1	1	0	1-0	0-0	0-0
Liberty	6	5	1	3-0	2-1	0-0
Lipscomb	1	1	0	1-0	0-0	0-0
Louisiana Lafayette	2	1	1	0-1	0-0	1-0
Louisiana Monroe	1	1	0	1-0	0-0	0-0
Louisiana State	2	1	1	1-0	0-1	0-0
Louisiana Tech	1	1	0	0-0	1-0	0-0
Louisville	5	1	4	0-1	1-3	0-0
Loyola (Ill.)	4	3	1	2-0	1-1	0-0
Loyola-Marymount	1	1	0	0-0	0-0	0-1
Lynchburg	1	1	0	1-0	0-0	0-0
Maconalester	2	2	0	2-0	0-0	0-0
Maine	2	2	0	1-0	1-0	0-0
Manhattan	5	3	2	2-1	1-1	0-0
Marquette	1	0	1	0-0	0-1	0-0
Marshall	45	19	26	10-9	5-14	4-3
Mars Hill	2	1	1	1-1	0-0	0-0
Memphis	2	0	2	0-1	0-1	0-0
Mercer	37	27	10	14-3	9-7	4-0
Methodist	2	2	0	2-0	0-0	0-0
Miami (Fla.)	2	2	0	0-0	2-0	0-0
Michigan	1	0	1	0-0	0-1	0-0
Michigan State	3	0	3	0-1	0-2	0-0
Middle Tennessee State	1	1	0	0-0	1-0	0-0
Millsaps	1	1	0	0-0	0-0	0-1
Minnesota	6	1	5	1-0	0-4	0-1
Mississippi	6	2	4	1-3	1-0	0-1
Mississippi State	5	0	5	0-2	0-1	0-2
Missouri	1	0	1	0-0	0-1	0-0
Monaghan YMCA	5	2	3	2-3	0-0	0-0
Montreat	1	1	0	1-0	0-0	0-0
Morehead State	2	1	1	0-0	0-1	1-0
Mount St. Mary's	1	1	0	0-0	0-0	1-0
Navy	4	2	2	2-1	0-1	0-0
Nebraska	2	0	2	0-0	0-1	0-0
New Orleans	2	1	1	1-0	0-1	0-0
New York University	4	1	3	1-0	0-2	0-0
Newberry	65	43	22	30-8	13-13	0-1
New Hampshire	2	2	0	1-0	0-0	1-0
New Mexico	1	0	1	0-0	0-1	0-0
Niagara	2	2	0	1-0	1-0	0-0
North Carolina	26	2	24	0-2	0-9	2-13
North Carolina-Asheville	17	9	8	6-4	3-4	0-0
North Carolina-Greensboro	44	21	23	13-7	6-14	2-2
North Carolina State	34	2	32	1-4	0-16	1-12
North Carolina Wesleyan	1	1	0	1-0	0-0	0-0
North Carolina-Wilmington	3	2	1	1-0	1-1	0-0
North Dakota State	2	1	1	1-0	0-1	0-0
Northeastern	2	2	0	0-0	0-0	2-0
Northeastern Illinois	1	1	0	1-0	0-0	0-0
Northern Arizona	1	0	1	0-0	0-1	0-0
Northern Iowa	1	1	0	0-0	1-0	0-0
North Florida	2	1	1	0-1	1-0	0-0
North Greenville	5	5	0	5-0	0-0	0-0
Northwestern	2	0	2	0-0	0-1	0-1
Notre Dame	2	0	2	0-0	0-2	0-0
Oglethorpe	3	3	0	3-0	0-0	0-0

Opponent	G	W	L	Home	Away	Neut
Ohio State	1	0	1	0-0	0-1	0-0
Oklahoma	2	0	2	0-1	0-1	0-0
Oklahoma City	1	0	1	0-0	0-1	0-0
Old Dominion	2	1	1	1-0	0-0	0-1
Penn State	2	0	2	0-0	0-1	0-1
Pennsylvania	2	1	1	1-0	0-1	0-0
Piedmont	3	3	0	3-0	0-0	0-0
Piedmont International	1	1	0	1-0	0-0	0-0
Pittsburgh	2	0	2	0-0	0-1	0-1
Presbyterian	76	59	17	30-11	24-5	3-1
Providence	1	0	1	0-0	0-0	0-1
Puerto Rico-Mayaguez	1	1	0	0-0	1-0	0-0
Purdue	1	0	1	0-0	0-1	0-0
Radford	1	1	0	1-0	0-0	0-0
Randolph-Macon	1	1	0	1-0	0-0	0-0
Rice	2	1	1	1-0	0-1	0-0
Richmond	55	34	21	19-5	14-13	1-3
Riddle	2	2	0	1-0	1-0	0-0
Roanoke	1	1	0	1-0	0-0	0-0
Rollins	2	2	0	2-0	0-0	0-0
St. Andrew's	1	1	0	1-0	0-0	0-0
St. Bonaventure	1	0	1	0-0	0-0	0-1
St. Joseph's	2	0	2	0-0	0-2	0-0
St. Louis	3	0	3	0-0	0-3	0-0
St. Mary's	1	1	0	1-0	0-0	0-0
St. Peter's	3	2	1	1-0	1-1	0-0
Samford	35	25	10	13-3	8-5	4-2
San Diego	2	0	2	0-1	0-1	0-0
San Diego State	1	0	1	0-0	0-0	0-1
Sewanee	4	4	0	4-0	0-0	0-0
SMU	1	0	1	0-0	0-1	0-0
South Carolina	126	54	72	32-23	20-49	2-0
South Carolina-Aiken	1	1	0	1-0	0-0	0-0
South Carolina State	19	14	5	11-3	3-2	0-0
Southeastern	1	1	0	1-0	0-0	0-0
South Florida	3	1	2	1-0	0-2	0-0
Southern California	1	0	1	0-0	0-1	0-0
Southern Mississippi	2	1	1	0-0	0-0	1-1
Southern Wesleyan	5	5	0	5-0	0-0	0-0
Spartanburg Athletic	2	2	0	0-0	2-0	0-0
Spartanburg YMCA	3	1	2	1-0	0-2	0-0
Stanford	2	0	2	0-0	0-1	0-1
Stephen F. Austin	1	1	0	1-0	0-0	0-0
Stetson	11	5	6	4-2	1-4	0-0
Syracuse	1	0	1	0-0	0-0	0-1
Tampa	1	1	0	1-0	0-0	0-0
Tennessee	11	0	11	0-1	0-9	0-1
Tennessee Tech	4	3	1	2-0	1-0	0-1
Texas	1	1	0	1-0	0-0	0-0
Texas A&M-Corpus Christi	1	0	1	0-0	0-0	0-1
Texas A&M	2	1	1	1-1	0-0	0-0
Texas-Arlington	1	1	0	0-0	0-0	1

FURMAN MEN'S BASKETBALL RECORD BOOK

AIR FORCE (1-0)
1962-63 W 62-53 Greenville

ALABAMA (0-3)
1986-87 L 69-96 Tuscaloosa
2019-20 L 73-81 Tuscaloosa
2020-21 L 80-83 Tuscaloosa

ALABAMA STATE (1-0)
2002-03 W 74-73 Omaha, Neb.

ALASKA-ANCHORAGE (1-0)
2004-05 W 81-71 Anchorage

ALLEN (1-0)
2014-15 W 82-46 Greenville

AMERICAN (2-0)
1968-69 W 78-63 Greenville
1969-70 W 81-74 Washington

ANDERSON (1-0)
2022-23 W 106-79 Greenville

APPALACHIAN STATE (49-39)
1971-72 W 101-91 Greenville
W 116-98 Boone
1972-73 W 96-80 Boone
W 103-83 Greenville
W 101-68 Richmond, Va.*
1973-74 W 111-71 Boone
W 89-72 Greenville
W 75-60 Richmond, Va.*
1974-75 W 91-52 Greenville
W 96-59 Boone
W 75-69 Greenville
1975-76 L 64-68 Greenville
W 77-76 Boone
1976-77 L 78-80 Boone
W 90-83 Greenville
L 64-70 Roanoke, Va.*
1977-78 L 75-85 Boone
L 74-81 Greenville
W 72-68 Roanoke, Va.*
1978-79 W 75-66 Boone
L 58-59 Greenville
L 83-86 Roanoke, Va.*
1979-80 W 76-65 Greenville
W 75-71 Boone
1980-81 L 74-77 Boone
L 56-66 Greenville
L 71-75 Boone*
1981-82 L 61-64 Boone
W 76-61 Greenville
1982-83 W 53-45 Greenville
W 56-54 Boone
1983-84 W 61-57 Greenville
L 55-61 Boone
1984-85 L 54-61 Greenville
L 66-75 Boone
1985-86 W 75-64 Greenville
L 56-57 Boone
1986-87 W 73-56 Greenville
W 81-75 Boone
1987-88 W 81-71 Greenville
W 67-66 Boone
1988-89 W 69-61 Greenville
W 75-71 Boone
1989-90 W 80-75 Boone
W 91-81 Greenville
L 62-79 Asheville, N.C.*
1990-91 W 91-87 Boone
W 89-72 Greenville
L 82-87 Asheville, N.C.*
1991-92 W 88-78 Greenville
L 65-67 Boone
1992-93 L 77-81 Boone
W 98-81 Greenville
1993-94 W 74-72 Greenville
L 76-92 Boone
1994-95 W 76-60 Greenville
L 73-78 Asheville, N.C.*
1995-96 L 78-93 Boone
1996-97 W 59-55 Greenville
1997-98 L 62-63 Greenville
L 58-60 Greensboro, N.C.*
1998-99 L 58-78 Boone
1999-00 L 63-73 Greenville
L 56-60 Greenville*
2000-01 W 70-63 Boone
L 56-58 Greenville*

2001-02 W 91-78 Greenville
2002-03 L 67-83 Boone
2003-04 W 85-74 Greenville
2004-05 L 47-60 Boone
2005-06 W 76-64 Greenville
2006-07 L 63-77 Boone
W 76-72 Greenville
2007-08 L 66-84 Greenville
L 77-90 Boone
2008-09 L 60-65 Greenville
L 75-77 Boone
2009-10 W 85-82 Boone
2010-11 W 81-61 Greenville
2011-12 L 50-56 Boone
L 69-79 Greenville
2012-13 L 66-72 Boone
L 60-74 Asheville, N.C.*
2013-14 W 68-53 Greenville
2014-15 W 84-65 Greenville
2015-16 W 79-70 Boone
2021-22 W 73-65 Greenville
2022-23 W 61-61 Boone
* Southern Conference Tournament

ARMY (1-0)
1962-63 W 76-60 Greenville

ASBURY (1-0)
2001-02 W 82-41 Greenville

ATLANTA ATHLETIC (1-3)
1920-21 L 17-61 Atlanta
1925-26 L 35-68 Atlanta
1926-27 L 21-37 Atlanta
1930-31 W 26-24 Atlanta

ATLANTA CHRISTIAN (1-0)
2000-01 W 115-68 Greenville

AUBURN (1-5)
1922-23 W 44-22 Greenville
1964-65 L 86-107 Greenville
1971-72 L 78-103 Greenville
2004-05 L 74-85 Auburn
2012-13 L 50-64 Auburn
2019-20 L 78-81 Auburn

AUGUSTA (6-0)
1966-67 W 86-61 Greenville
1967-68 W 89-75 Greenville
1982-83 W 81-70 Greenville
1983-84 W 70-69 Greenville
1987-88 W 81-52 Augusta
1988-89 W 95-72 Greenville

AUSTIN PEAY (1-0)
1979-80 W 93-89 Greenville

BAILEY MILITARY (2-0)
1913-14 W 30-9 Greenville
W 27-2 ...

BAYLOR (0-2)
1964-65 L 78-89 Greenville
1985-86 L 55-59 Knoxville, Tenn.

BELMONT (2-2)
1997-98 W 72-56 Greenville
2000-01 L 61-68 Nashville
2021-22 L 89-95 Nashville
2022-23 W 89-74 Greenville

BELMONT ABBEY (1-1)
1960-61 W 58-54 Greenville
1961-62 L 59-61 Greenville

BERRY (1-0)
2008-09 W 68-64 Greenville

BETHUNE-COOKMAN (2-1)
1999-00 W 71-59 Greenville
2000-01 L 56-63 Daytona Beach
2003-04 W 64-49 Greenville

BIRMINGHAM SOUTHERN (0-1)
1924-25 L 30-38 Macon, Ga.

BLUEFIELD (1-0)
2015-16 W 94-46 Greenville

BOB JONES (2-0)
2017-18 W 101-48 Greenville
2018-19 W 102-48 Greenville

BOSTON COLLEGE (0-1)
1974-75 L 76-82 Charlotte, N.C.

BOWLING GREEN (1-1)
2006-07 W 63-59 Bowling Green
2007-08 L 58-67 Greenville

BRADLEY (0-2)
1983-84 L 52-71 Greenville
1984-85 L 47-59 Greenville

BREVARD (2-0)
2012-13 W 76-53 Greenville
2013-14 W 89-72 Greenville

BROWN (1-0)
1971-72 W 86-72 Greenville

BUCKNELL (1-0)
1982-83 W 68-67 Clemson, S.C.

BUTLER (0-1)
2017-18 L 65-82 Indianapolis, Ind.

BUTLER GUARDS (0-1)
1911-12 L 15-20 Greenville

CALIFORNIA (0-2)
2006-07 W 50-84 Berkeley
2013-14 L 60-90 Berkeley

CALIFORNIA STATE-FULLERTON (0-1)
2007-08 L 72-103 Moraga, Calif.

CAMPBELL (5-0)
2001-02 W 78-75 Buies Creek
83-53 Greenville
2004-05 W 64-52 Greenville
2005-06 W 79-78 Buies Creek
2016-17 W 79-64 Buies Creek^
^ - Collegelnsider.com Tournament

CAMP CROFT (1-0)
1941-42 W 46-27 Greenville

CATAWBA (1-0)
1995-96 W 76-61 Greenville

CENTENARY (0-1)
1956-57 L 73-83 Shreveport, La.

CENTRAL FLORIDA (0-2)
1979-80 L 77-84 Greenville
2010-11 L 53-71 Orlando

CENTRAL YMCA (0-1)
1915-16 L 18-24 Central

CHARLESTON SOUTHERN (10-7)
1973-74 W 92-64 Greenville
1978-79 W 96-61 Greenville
1980-81 W 58-40 Greenville
1985-86 L 59-63 Greenville
1990-91 W 82-64 Greenville
1993-94 W 103-98 N. Charleston
1994-95 L 72-81 Greenville
1995-96 L 81-89 N. Charleston
1996-97 L 57-67 Greenville
1997-98 L 62-72 N. Charleston
1998-99 W 88-85 Greenville
1999-00 L 58-59 N. Charleston
2000-01 W 69-59 Greenville
2006-07 W 88-69 Greenville
2008-09 L 64-75 N. Charleston
2018-19 W 77-69 Greenville
2019-20 W 91-47 Charleston

CHARLOTTE (3-5)
1973-74 W 84-76 Greenville
1978-79 W 91-73 Greenville
1979-80 L 76-91 Charlotte
1983-84 W 77-71 Greenville
1984-85 L 65-71 Charlotte
1992-93 L 58-81 Davidson, N.C.
1994-95 L 52-70 Greenville
2015-16 L 68-77 Charlotte

CHARLOTTE YMCA (1-0)
1909-10 W 3-109 Charlotte, N.C.

CHAMINADE (1-0)
1989-90 W 77-67 Honolulu

CHATTANOOGA (40-57)
1921-22 L 30-55 Atlanta, Ga
1927-28 L 38-48 Atlanta, Ga.
1969-70 W 87-70 Greenville
1970-71 W 88-86 Chattanooga
1977-78 W 86-82 Greenville
W 83-73 Greenville*
1978-79 W 82-70 Chattanooga
W 86-68 Greenville*
1979-80 W 88-74 Greenville
W 67-65 Chattanooga
1980-81 L 72-81 Chattanooga
W 96-90 Greenville
1981-82 L 72-89 Greenville
L 58-74 Chattanooga
1982-83 L 56-82 Chattanooga
L 51-52 Greenville
1983-84 L 66-77 Greenville
L 78-85 Chattanooga
L 57-70 Asheville, N.C.*
1984-85 L 51-73 Greenville
L 52-63 Chattanooga
L 60-63 Asheville, N.C.*
1985-86 L 61-64 Greenville
L 58-65 Chattanooga
1986-87 L 64-87 Chattanooga
L 56-61 Greenville
1987-88 W 77-62 Greenville
L 55-75 Chattanooga
1988-89 W 76-74 Greenville
L 62-79 Chattanooga
1989-90 L 82-83 Chattanooga
L 69-70 Greenville
1990-91 W 88-75 Greenville
L 74-79 Chattanooga
1991-92 L 55-65 Chattanooga
L 75-80 Greenville
1992-93 L 61-71 Chattanooga
L 62-82 Greenville
L 69-85 Asheville, N.C. *
1993-94 L 81-82 Greenville
L 68-78 Chattanooga
L 81-85 Asheville, N.C. *
1994-95 L 67-72 Greenville
L 70-71 Chattanooga
1995-96 W 69-59 Greenville
L 56-86 Chattanooga
1996-97 L 45-81 Greenville
L 47-68 Chattanooga
1997-98 L 54-64 Greenville
L 64-69 Chattanooga
1998-99 L 60-70 Chattanooga
L 59-76 Greenville
1999-00 L 63-72 Chattanooga
W 67-60 Greenville
2000-01 L 49-55 Chattanooga
W 73-71 Greenville
2001-02 W 76-65 Chattanooga
W 68-67 Greenville
2002-03 L 49-66 Chattanooga
W 83-69 Greenville
2003-04 L 68-77 Greenville
2004-05 W 73-65 Chattanooga
2005-06 W 76-61 Greenville
2006-07 W 69-56 Greenville
W 68-61 Chattanooga
2007-08 L 60-77 Greenville
L 63-66 Chattanooga
2008-09 L 46-73 Chattanooga
W 72-70 Greenville
2009-10 W 87-78 Chattanooga
2010-11 W 85-59 Greenville
L 59-75 Chattanooga
W 61-52 Chattanooga*
2011-12 W 65-55 Greenville
2012-13 L 49-83 Chattanooga
2013-14 L 63-72 Greenville
L 52-67 Chattanooga
2014-15 L 60-72 Chattanooga
L 71-74 Greenville
W 69-67 Asheville, N.C.*
2015-16 W 70-55 Greenville
L 54-62 Chattanooga
2016-17 L 64-80 Chattanooga
W 60-56 Greenville

THE CITADEL (131-88)
1919-20 L 16-22 Greenville
L 16-19 Greenville
1920-21 L 11-28 Greenville
L 21-31 Charleston
1921-22 L 31-36 Charleston
W 30-20 Greenville
1922-23 W 31-23 Greenville
L 25-34 Charleston
1923-24 W 39-11 Greenville
W 28-16 Charleston
1924-25 L 32-38 Charleston
L 31-32 Greenville
1925-26 L 23-27 Charleston
L 33-22 Greenville
L 26-36 Greenville
1926-27 W 37-25 Charleston
W 43-37 Greenville
1927-28 L 41-42 Charleston
W 59-22 Greenville
1928-29 W 37-24 Charleston
L 38-54 Charleston
1929-30 W 43-20 Charleston
W 52-25 Greenville
1930-31 W 45-22 Charleston
W 35-21 Greenville
1931-32 W 43-14 Charleston
W 23-11 Greenville
1932-33 W 33-30 Charleston
W 28-19 Charleston
1933-34 L 23-30 Greenville
L 22-27 Charleston
1934-35 W 45-30 Greenville
W 34-22 Charleston
1935-36 W 40-33 Greenville
L 30-32 Charleston
1936-37 W 28-26 Charleston
W 44-28 Greenville
1937-38 L 17-38 Charleston
L 36-46 Greenville
1938-39 L 28-32 Charleston
L 34-56 Greenville
1939-40 L 24-30 Charleston
L 35-36 Greenville
1940-41 W 48-44 Charleston
W 53-35 Greenville
1941-42 L 22-40 Charleston
W 42-22 Greenville
1944-45 L 28-46 Charleston
L 32-46 Charleston
L 36-57 Greenville
L 52-60 Greenville
1945-46 W 65-45 Charleston
W 58-45 Greenville
1946-47 W 59-51 Charleston
W 52-41 Greenville
1947-48 L 33-40 Charleston
L 64-66 Greenville
1948-49 W 65-57 Greenville
W 55-38 Charleston
1949-50 W 40-23 Greenville
L 48-52 Charleston
1950-51 L 54-62 Greenville
L 54-61 Charleston
1951-52 W 76-53 Greenville
W 86-63 Charleston
1952-53 W 96-72 Charleston
W 107-68 Greenville
1953-54 W 91-63 Charleston
W 114-69 Greenville
1954-55 W 154-67 Greenville
W 26-24 Charleston

2017-18 W 73-55 Chattanooga
W 75-56 Greenville
2018-19 W 73-58 Greenville
W 71-50 Chattanooga
2019-20 W 73-66 Chattanooga
W 58-53 Greenville
2020-21 W 77-73 Chattanooga
2021-22 L 69-71 Chattanooga
L 58-64 Greenville
L 63-64 Asheville, N.C.*
2022-23 W 77-69 Chattanooga
W 79-58 Greenville
W 88-79 Asheville, N.C.*
* Southern Conference Tournament

CINCINNATI (0-1)
1953-54 L 77-93 Okla. City, Okla.
2020-21 L 73-78 Cincinnati

FURMAN MEN'S BASKETBALL RECORD BOOK

1955-56	W	90-61	Charleston
	W	112-68	Greenville
1956-57	L	76-77	Charleston
	L	79-85	Greenville
1957-58	L	69-85	Charleston
	W	90-74	Greenville
1958-59	L	80-85	Greenville
	W	53-52	Charleston
	L	88-93	Richmond, Va.*
1959-60	L	73-77	Greenville
	L	55-59	Charleston
	L	81-84	Greenville
1960-61	W	62-56	Greenville
	W	92-84	Greenville
	L	66-78	Charleston
1961-62	W	59-51	Charleston
	L	75-86	Greenville
1962-63	L	78-83	Charleston
	W	59-55	Greenville
1963-64	L	41-42	Greenville
	L	65-74	Charleston
	W	61-59	Greenville
1964-65	L	96-99	Charleston
	L	57-69	Greenville
1965-66	W	74-72	Charleston
	L	75-77	Greenville
1966-67	W	85-68	Greenville
	W	71-65	Charleston
1967-68	W	95-85	Charleston
	L	61-77	Greenville
1968-69	L	64-67	Greenville
	W	89-84	Charleston
1969-70	W	80-71	Greenville
	W	60-56	Greenville
	L	67-68	Charleston
1970-71	L	80-90	Charleston
	W	91-86	Greenville
	W	95-82	Charlotte, N.C.*
1971-72	W	101-86	Greenville
	W	80-75	Charleston
1972-73	W	62-46	Charleston
	W	79-69	Greenville
1973-74	W	50-42	Charleston
	W	91-59	Greenville
1974-75	W	66-65	Charleston
	W	94-69	Greenville
1975-76	W	92-90	Greenville
	W	68-67	Greenville
	L	72-76	Charleston
1976-77	W	88-74	Greenville
	W	91-88	Charleston
	W	76-69	Greenville*
1977-78	W	106-77	Greenville
	L	82-85	Charleston
1978-79	L	76-78	Charleston
	W	88-84	Greenville
	W	105-94	Roanoke, Va.*
1979-80	W	89-88	Charleston
	W	82-55	Greenville
1980-81	W	75-65	Greenville
	W	67-65	Charleston
1981-82	L	66-69	Charleston
	W	84-64	Greenville
1982-83	L	49-60	Charleston
	L	68-76	Greenville
1983-84	L	83-89	Charleston
	W	96-70	Greenville
1984-85	L	76-83	Greenville
	L	65-73	Charleston
1985-86	L	72-76	Charleston
	W	74-69	Greenville
1986-87	W	93-77	Charleston
	W	80-69	Greenville
	W	85-78	Asheville, N.C.*
1987-88	W	91-84	Greenville
	W	81-68	Charleston
1988-89	L	76-80	Greenville
	W	61-60	Charleston
1989-90	L	80-90	Greenville
	L	70-74	Charleston
1990-91	W	78-57	Greenville
	W	89-81	Charleston
1991-92	W	85-65	Charleston
	L	78-85	Greenville
1992-93	L	62-63	Greenville
	L	78-86	Charleston
1993-94	L	64-65	Charleston
	W	71-63	Greenville
	W	75-70	Asheville, N.C.*
1994-95	W	77-62	Greenville
	L	63-72	Charleston

1995-96	L	77-88	Charleston
	W	68-67	Greenville
1996-97	L	68-71	Charleston
	L	70-83	Greenville
1997-98	W	59-57	Charleston
	W	58-54	Greenville
1998-99	W	69-47	Greenville
	L	73-83	Charleston
1999-00	L	63-78	Charleston
2000-01	L	56-65	Greenville
	L	56-66	Charleston
2001-02	W	83-75	Greenville
	W	70-64	Charleston
2002-03	L	55-69	Charleston
	W	77-60	Greenville
2003-04	W	76-61	Charleston
	W	60-47	Greenville
2004-05	W	83-59	Greenville
	W	63-60	Charleston
2005-06	W	81-57	Greenville
	W	64-41	Charleston
	L	53-65	N. Charleston*
2006-07	W	63-59	Greenville
	W	69-51	Charleston
2007-08	W	53-51	Greenville
	W	73-63	Charleston
2008-09	L	69-74	Greenville
	L	54-75	Charleston
2009-10	L	60-70	Charleston
	W	59-44	Greenville
2010-11	W	88-67	Greenville
	W	59-55	Charleston
2011-12	W	77-45	Greenville
	W	67-58	Charleston
2012-13	L	79-84	Greenville
	L	57-68	Charleston
2013-14	W	76-71	Charleston
	W	76-67	Greenville
2014-15	W	74-62	Charleston
	L	56-62	Greenville
	W	73-56	Asheville, N.C.*
2015-16	L	86-89	Charleston
	W	95-75	Greenville
2016-17	W	83-68	Greenville
	W	99-91	Charleston
2017-18	W	107-67	Greenville
	L	92-100	Charleston
2018-19	W	101-85	Greenville
	W	71-61	Charleston
2019-20	W	78-54	Charleston
	W	82-58	Greenville
2020-21	W	94-88	Charleston
	W	72-63	Greenville
2021-22	W	102-83	Greenville
	W	94-59	Charleston
2022-23	W	97-72	Greenville
	L	65-69	Charleston

* Southern Conference Tournament

CLEMSON (51-99)

1911-12	L	12-46	Greenville
1912-13	L	32-69	Clemson
	L	24-39	Greenville
1913-14	L	20-27	Clemson
1914-15	L	25-27	Clemson
	L	26-27	Greenville
1919-20	L	28-38	Greenville
	L	18-36	Clemson
	L	23-38	Greenville
	L	19-28	Clemson
1920-21	L	15-50	Clemson
1921-22	W	27-17	Clemson
	W	45-26	Greenville
1922-23	W	35-26	Greenville
	L	14-23	Clemson
	L	18-25	Greenville
1923-24	W	19-11	Clemson
	W	24-13	Greenville
1924-25	W	34-17	Greenville
	W	41-11	Clemson
1925-26	W	36-20	Clemson
	W	37-31	Greenville
1926-27	W	41-22	Clemson
	W	50-28	Greenville
1927-28	W	33-26	Greenville
	W	35-18	Clemson
1928-29	W	42-33	Greenville
	W	29-28	Clemson
1929-30	W	34-28	Clemson
	W	30-28	Greenville
1930-31	W	24-22	Greenville

1931-32	W	24-18	Clemson
	W	23-19	Greenville
1932-33	L	16-31	Clemson
	W	27-26	Greenville
1933-34	L	23-28	Clemson
	L	15-29	Greenville
1934-35	L	17-20	Clemson
	L	26-43	Greenville
1935-36	L	33-41	Greenville
	L	23-50	Clemson
1936-37	L	34-40	Greenville
	W	27-25	Clemson
1937-38	L	15-46	Clemson
	L	35-43	Greenville
1938-39	L	31-43	Clemson
	L	28-41	Greenville
1939-40	L	36-68	Clemson
	W	38-37	Greenville
1940-41	L	32-43	Clemson
	L	36-56	Greenville
1941-42	W	40-39	Clemson
	W	56-42	Greenville
1944-45	L	24-29	Clemson
	L	31-34	Greenville
1945-46	L	36-44	Clemson
	W	49-39	Greenville
1946-47	W	65-53	Greenville
	W	50-45	Clemson
1947-48	L	52-77	Clemson
	L	61-63	Greenville
1948-49	W	48-45	Greenville
	L	53-70	Clemson
1949-50	W	56-55	Greenville
	W	56-52	Clemson
1950-51	L	59-85	Clemson
	L	72-89	Greenville
1951-52	L	65-70	Clemson
	L	66-67	Greenville
1952-53	W	66-64	Clemson
	W	95-70	Greenville
1953-54	W	87-69	Greenville
	W	70-55	Clemson
1954-55	W	89-73	Clemson
	W	124-87	Greenville
1955-56	L	99-112	Greenville
	W	91-80	Clemson
1956-57	L	77-80	Clemson
	L	79-91	Greenville
1957-58	W	102-95	Greenville
	L	58-73	Clemson
1958-59	W	69-48	Clemson
	L	64-73	Greenville
1959-60	W	80-69	Clemson
	W	85-87	Greenville
1960-61	L	53-57	Clemson
	W	70-61	Greenville
1961-62	W	89-63	Greenville
	L	63-86	Clemson
	L	88-97	Greenville
1962-63	L	64-66	Greenville
	L	73-74	Clemson
1963-64	L	68-74	Greenville
	W	66-58	Clemson
1964-65	L	66-80	Clemson
	W	74-61	Greenville
1965-66	L	72-107	Clemson
	L	86-98	Greenville
1966-67	L	66-83	Greenville
	L	68-69	Greenville
	L	67-82	Clemson
1967-68	L	53-78	Greenville
	W	70-68	Clemson
	W	66-64	Greenville
1968-69	L	70-91	Clemson
	L	82-95	Greenville
1969-70	L	80-81	Greenville
	L	67-93	Clemson
1970-71	L	54-67	Clemson
	W	77-61	Greenville
1971-72	L	72-74	Clemson
1972-73	W	83-69	Greenville
	W	70-59	Greenville
1973-74	L	67-75	Greenville
	L	54-58	Clemson
1974-75	L	69-82	Clemson
1975-76	L	86-92	Greenville
	L	65-89	Clemson
1976-77	L	72-110	Clemson
	L	86-94	Greenville
1977-78	L	83-101	Greenville
	W	87-69	Clemson

1978-89	L	74-106	Clemson
	L	58-64	Greenville
1979-80	L	67-85	Clemson
1980-81	L	67-69	Greenville
1981-82	L	62-79	Clemson
1982-83	L	50-51	Greenville
1983-84	L	67-71	Clemson
1984-85	L	53-55	Greenville
1985-86	L	57-75	Clemson
1986-87	L	77-94	Clemson
1987-88	L	65-76	Clemson
1988-89	L	64-79	Greenville
1989-90	L	74-85	Clemson
1990-91	L	66-68	Clemson
1991-92	L	83-87	Clemson
1992-93	L	59-82	Greenville
	L	72-80	Clemson
1993-94	L	70-85	Clemson
1994-95	L	63-69	Clemson
1995-96	L	61-76	Clemson
1996-97	L	55-82	Clemson
1997-98	L	62-71	Clemson
1998-99	L	54-67	Greenville#
1999-00	L	70-74	Greenville#
2000-01	L	58-67	Clemson
2002-08	L	46-91	Clemson
2009-10	L	53-82	Clemson
2011-12	L	49-59	Clemson
2012-13	L	55-72	Greenville
2013-14	L	35-71	Clemson

Bi-Lo Center

COASTAL CAROLINA (4-1)

1979-80	W	89-65	Greenville
1995-96	W	72-50	Greenville
1996-97	L	81-83	Myrtle Beach
1999-00	W	97-75	Greenville
2000-01	W	81-67	Conway

COLGATE (1-0)

1988-89	W	63-61	Nashville, Tenn.
---------	---	-------	------------------

COLLEGE OF CHARLESTON (43-42)

1919-20	W	34-23	Charleston
	W	26-19	Greenville
1920-21	W	37-15	Greenville
	W	28-22	Charleston
1921-22	W	25-7	Charleston
	W	59-11	Greenville
1922-23	W	36-14	Greenville
1925-26	L	18-26	Charleston
	W	46-16	Greenville
1926-27	W	54-33	Charleston
	W	55-31	Greenville
1927-28	W	58-32	Charleston
1928-29	W	59-15	Charleston
1929-30	W	43-24	Charleston
1930-31	W	36-35	Greenville
	L	30-31	Charleston
1931-32	W	26-24	Charleston
	W	33-18	Greenville
1932-33	W	48-26	Greenville
</			

FURMAN MEN'S BASKETBALL RECORD BOOK

1946-47	W	49-46	Davidson
	L	45-57	Greenville
	L	51-68	Davidson
1947-48	L	46-57	Greenville
	L	39-75	Davidson
1948-49	L	40-56	Davidson
	L	46-59	Greenville
1949-50	L	52-58	Greenville
	L	58-68	Davidson
1950-51	L	63-78	Davidson
	L	51-70	Greenville
1951-52	W	82-66	Davidson
	W	98-69	Greenville
1952-53	L	67-71	Davidson
	W	89-54	Greenville
1953-54	W	105-93	Greenville
	W	84-68	Mor'town, W.Va.*
1954-55	W	96-67	Davidson
	W	125-76	Greenville
1955-56	W	86-66	Davidson
	W	72-70	Davidson
1956-57	W	75-61	Davidson
	W	104-85	Greenville
1957-58	L	70-72	Greenville
	W	85-70	Davidson
1958-59	W	68-64	Davidson
	L	59-75	Davidson
1959-60	W	62-60	Davidson
	W	64-59	Greenville
1960-61	W	61-52	Davidson
	W	71-70	Greenville
1961-62	W	62-60	Davidson
	W	83-65	Greenville
1962-63	L	63-66	Davidson
	W	65-63	Greenville
1963-64	L	63-89	Davidson
	W	70-55	Davidson
1964-65	L	82-113	Davidson
	L	50-55	Greenville
1965-66	L	70-90	Davidson
	L	65-81	Greenville
1966-67	L	71-84	Davidson
	L	67-97	Greenville
	L	55-64	Charlotte, N.C.*
1967-68	L	68-95	Davidson
	L	40-55	Greenville
	L	63-79	Charlotte, N.C.*
1968-69	L	70-105	Davidson
	L	67-103	Greenville
1969-70	L	90-109	Davidson
	L	71-79	Greenville
1970-71	W	84-75	Greenville
	L	61-71	Davidson
	W	83-79	Charlotte, N.C.*
1971-72	W	93-86	Davidson
	L	75-79	Greenville
1972-73	W	102-94	Greenville
	L	84-89	Davidson
	W	99-81	Richmond, Va.*
1973-74	W	69-62	Davidson
	L	76-91	Greenville
1974-75	W	99-76	Greenville
	W	96-83	Davidson
1975-76	L	68-77	Greenville
	W	85-77	Davidson
1976-77	W	69-58	Greenville
	W	76-51	Greenville
1977-78	L	82-86	Davidson
	W	82-69	Greenville
1978-79	W	86-65	Greenville
	W	97-86	Davidson
1979-80	W	91-81	Davidson
	W	84-68	Greenville
1980-81	L	72-73	Davidson
	L	79-94	Greenville
1981-82	L	45-63	Davidson
	W	62-44	Greenville
	L	66-74	Davidson*
1982-83	L	46-47	Davidson
	L	52-58	Greenville
1983-84	L	65-70	Davidson
	W	57-48	Greenville
1984-85	L	67-68	Greenville
	L	70-84	Davidson
1985-86	L	58-67	Davidson
	L	63-69	Greenville
1986-87	L	60-68	Greenville
	L	76-78	Davidson
1987-88	W	90-80	Greenville
	W	67-65	Davidson
1989-90	W	60-57	Davidson

1992-93	W	97-76	Greenville
	W	80-73	Greenville
	L	64-76	Davidson
1993-94	L	62-72	Davidson
	L	56-68	Greenville
1994-95	W	80-71	Greenville
	L	55-65	Davidson
1995-96	L	97-102	Davidson
	L	79-88	Greenville
1996-97	L	68-79	Davidson
	L	63-79	Greenville
1997-98	L	54-63	Greenville
1998-99	L	70-92	Davidson
1999-00	L	63-74	Greenville
2000-01	L	69-76	Davidson
2001-02	L	70-73	Greenville
	L	57-62	N. Charleston*
2002-03	L	57-65	Davidson
2003-04	L	73-83	Greenville
	L	64-71	Davidson
2004-05	L	75-81	Davidson
	L	61-68	Greenville
2005-06	W	70-66	Greenville
	L	59-77	Davidson
2006-07	L	63-71	Greenville#
	L	57-75	Davidson
	L	68-91	N. Charleston*
2007-08	L	51-73	Greenville
	L	51-86	Davidson
2008-09	L	43-83	Davidson
	L	60-75	Greenville
2009-10	L	81-86	Greenville
	L	58-61	Davidson
2010-11	L	70-79	Davidson
	W	88-79	Greenville
2011-12	L	65-86	Davidson
	L	53-71	Greenville
	L	54-73	Asheville, N.C.*
2012-13	L	73-81	Greenville
	L	36-73	Davidson
2013-14	L	56-73	Greenville
	L	50-65	Davidson
		#Bi-Lo Center	
		* Southern Conference Tournament	
		DAYTON (0-3)	
1989-90	L	86-92	Dayton
1994-95	L	61-76	Dayton
2015-16	L	50-70	Dayton
		DEPAUL (0-3)	
1980-81	L	65-78	Chicago
1981-82	L	74-75	Greenville
1986-87	L	64-81	Chicago
		DUKE (1-8)	
1909-10	L	5-84	Durham
1923-34	L	29-32	Greenville
1925-26	L	17-22	Greenville
1932-33	L	28-31	Durham
1951-52	W	73-72	Shelby, N.C.
1953-54	L	76-110	Durham
1965-66	L	67-102	Durham
2014-15	L	54-93	Durham
2017-18	L	63-92	Durham
		DUQUESNE (1-1)	
1998-99	W	83-78	Albany, N.Y.
2008-09	L	65-85	Pittsburgh
		EAST CAROLINA (16-7)	
1965-66	W	74-73	Greenville, N.C.
1966-67	W	68-58	Greenville
1967-68	W	91-89	Greenville, N.C.
	W	59-58	Greenville
1968-69	W	77-68	Greenville
1969-70	L	66-81	Greenville, N.C.
1970-71	L	58-68	Greenville
1971-72	L	73-82	Greenville, N.C.
	W	107-84	Greenville
	L	75-77	Greenville*
1972-73	W	84-60	Greenville
	L	57-61	Greenville, N.C.
	W	68-60	Richmond, Va.*
1973-74	W	89-80	Greenville, N.C.
	W	72-70	Greenville
1974-75	W	86-76	Greenville
	W	71-70	Greenville, N.C.
1975-76	L	68-72	Greenville, N.C.
	W	83-76	Greenville
1976-77	W	100-89	Greenville

1993-94	L	74-66	Greenville, N.C.
	L	61-92	Greenville, N.C.
	W	85-80	Greenville
		*Southern Conference Tournament	
		EAST TENNESSEE STATE (33-34)	
1961-62	W	60-58	Greenville
	L	68-89	Johnson City
1979-80	W	86-84	Johnson City
	W	93-81	Roanoke, Va.*
1980-81	L	71-84	Johnson City
	W	78-76	Greenville
1981-82	L	74-82	Greenville
	L	90-92	Johnson City
1982-83	L	63-90	Johnson City
	L	79-84	Greenville
	L	68-81	Charleston, W.Va.*
1983-84	W	73-67	Johnson City
	L	58-60	Greenville
1984-85	W	78-54	Johnson City
	W	73-72	Greenville
1985-86	L	62-64	Greenville
	W	81-74	Johnson City
1986-87	W	62-61	Johnson City
	W	81-69	Greenville
1987-88	L	67-70	Greenville
	W	91-89	Johnson City
1988-89	W	90-86	Greenville
	L	81-83	Johnson City
1989-90	L	65-94	Johnson City
	W	100-97	Greenville
1990-91	L	79-95	Johnson City
	W	103-94	Greenville
1991-92	L	75-80	Greenville
	W	103-94	Johnson City
1992-93	L	92-78	Johnson City
	W	85-97	Greenville
1993-94	L	75-106	Johnson City
	L	79-82	Greenville
1994-95	L	66-75	Johnson City
1995-96	W	89-88	Greenville
1996-97	W	67-54	Johnson City
1997-98	W	46-44	Greenville
1998-99	W	58-55	Johnson City
1999-00	W	80-73	Greenville
2000-01	L	47-66	Johnson City
2001-02	L	67-68	Greenville
2002-03	W	84-71	Johnson City
2003-04	L	68-69	Greenville
	L	84-94	N. Charleston*
2004-05	W	76-68	Johnson City
	L	84-87	Chattanooga*
2010-11	L	63-76	Johnson City^
2014-15	W	59-55	Greenville
	L	59-66	Johnson City
2015-16	W	74-70	Greenville
	L	75-80	Johnson City
	L	76-84	Asheville, N.C.*
2016-17	W	75-62	Greenville
	L	81-93	Johnson City
2017-18	L	61-62	Greenville
	W	79-76	Johnson City
	L	52-63	Asheville, N.C.*
2018-19	L	56-79	Johnson City
	W	91-61	Greenville
2019-20	W	65-56	Greenville
	L	66-75	Johnson City
2020-21	W	78-66	Greenville
	L	62-71	Johnson City
2021-22	W	78-69	Greenville
	L	71-75	Johnson City
2022-23	W	70-56	Johnson City
	W	83-79	Greenville
		*Southern Conference Tournament	
		^CollegeInsider.com Tournament	
		EASTERN KENTUCKY (1-3)	
1947-48	L	49-73	Cincinnati, Ohio
	L	40-85	Tampa, Fla.
1984-85	L	50-63	Greenville
1985-86	W	68-64	Richmond
		ELON (7-11)	
2003-04	L	60-67	Elon
2004-05	W	71-51	Greenville
2005-06	L	77-81	Elon
2006-07	W	69-64	Elon
2007-08	L	61-66	Greenville
	L	58-60	Elon
	L	37-52	N. Charleston*
2008-09	L	66-74	Elon

2009-10	W	53-48	Elon
	L	55-66	Greenville
2010-11	W	80-65	Greenville
2011-12	L	70-77	Elon
2012-13	L	59-73	Elon
	L	60-64	Greenville
2013-14	L	49-78	Greenville
2017-18	W	76-67	Greenville
2018-19	W	98-77	Elon
2019-20	W	97-61	Elon
		*Southern Conference Tournament	
		EMORY (2-0)	
2001-02	W	87-54	Greenville
2008-09	W	67-51	Greenville
		ERSKINE (31-6)	
1913-14	W	30-19	Greenville
	W	29-19	Greenville
1928-29	L	36-45	Greenville
	W	50-21	Greenville
1932-33	L	24-46	Greenville
1933-34	L	18-31	Greenville
1934-35	W	29-27	Greenville
1935-36	W	27-20	Greenville
1937-38	W	31-30	Greenville
	L	17-25	Due West
1938-39	W	42-26	Due West
	L	27-29	Greenville
1939-40	L	23-31	Due West
	W	32-31	Greenville
1952-53	W	80-75	Rock Hill, S.C.
1954-55	W	102-85	Greenville
1955-56	W	98-88	Greenville
1958-59	W	75-55	Greenville
1960-61	W	89-71	Greenville
1961-62	W	84-64	Greenville
1967-68	W	77-59	Greenville
1969-70	W	74-61	Greenville
1981-82	W	84-73	Greenville
1982-83	W	61-60	Greenville
1983-84	W	88-81	Greenville
1984-85	W	91-53	Greenville
1985-86	W	96-53	Greenville
1986-87	W	85-38	Greenville
1987-88	W	59-44	Greenville
1989-90	W	80-63	Greenville
1990-91	W	113-91	Greenville
1994-95	W	80-59	Greenville
1995-96	W	80-72	Greenville
1996-97	W	76-64	Greenville
2003-04	W	89-51	Greenville
2006-07	W	67-55	Greenville
2009-10	W	62-53	Greenville
		FLAGLER (1-0)	
2020-21	W	86-61	Greenville
		FLORIDA (4-4)	
1919-20	L	25-35	Greenville
1920-21	L	25-37	Greenville
1926-27	W	57-22	Greenville
1927-28	W	44-21	Greenville
1930-31	W	51-21	Greenville
1968-69	L	65-110	Gainesville
1974-75	W	86-65	Greenville
1975-76	L	69-87	Gainesville
		FLORIDA GULF COAST (0-2)	
2013-14	L	69-70	Greenville
2014-15	L	78-83	Fort Myers
		FLORIDA STATE (3-7)	
1956-57	L	96-108	Mobile, Ala.
1957-58	W	95-89	Greenville

FURMAN MEN'S BASKETBALL RECORD BOOK

	W	80-73	Greenville
	W	68-54	Greenville*
2000-01	L	72-83	Greenville
	L	85-87	Statesboro
2001-02	W	65-59	Greenville
	L	78-86	Statesboro
	W	73-70	N. Charleston*
2002-03	L	65-71	Statesboro
	W	77-69	Greenville
2003-04	L	67-71	Greenville
	W	77-72	Statesboro
2004-05	L	63-81	Statesboro
	W	72-71	Greenville
2005-06	W	66-63	Statesboro
	L	61-86	Greenville
2006-07	L	70-72	Statesboro
	L	55-57	Greenville
2007-08	L	63-68	Greenville
	L	53-62	Statesboro
2008-09	L	53-69	Statesboro
	W	70-60	Greenville
2009-10	W	69-45	Greenville
	L	77-79	Statesboro
2010-11	W	74-56	Statesboro
	W	54-45	Greenville
2011-12	W	64-54	Greenville
	L	57-64	Statesboro
2012-13	W	81-74	Greenville
	L	61-78	Statesboro
2013-14	L	81-88	Statesboro
	L	73-82	Greenville
	L	50-65	Asheville, N.C.*

*Southern Conference Tournament

GEORGIA STATE (1-2)

1969-70	W	79-63	Greenville
2002-03	L	64-70	Atlanta
	L	62-73	Greenville

GEORGIA TECH (6-23)

1920-21	L	24-44	Atlanta
1923-24	W	42-36	Greenville
1947-48	W	54-53	Atlanta
	L	64-65	Greenville
1948-49	L	49-64	Atlanta
1949-50	L	56-87	Atlanta
1950-51	L	50-87	Atlanta
1952-53	W	111-93	Greenville
1953-54	W	114-67	Greenville
1954-55	W	111-95	Greenville
1955-56	L	75-85	Greenville
1956-57	L	74-93	Atlanta
1957-58	L	64-74	Atlanta
1958-59	L	77-82	Greenville
1959-60	L	63-91	Atlanta
1960-61	L	54-80	Atlanta
1961-62	L	65-72	Greenville
1962-63	L	79-80	Atlanta
1963-64	L	69-92	Atlanta
1964-65	L	85-96	Greenville
1965-66	L	68-110	Atlanta
1966-67	W	69-67	Greenville
1967-68	L	61-68	Atlanta
1968-69	L	63-72	Greenville
1969-70	L	61-88	Atlanta
1970-71	L	66-81	Greenville
1971-72	L	91-108	Atlanta
1975-76	L	81-98	Greenville
1994-95	L	73-94	Atlanta

GREENSBORO (3-0)

1998-99	W	92-70	Greenville
2003-04	W	74-49	Greenville
2004-05	W	110-42	Greenville

GREENVILLE YMCA (0-1)

1921-22	L	34-43	Greenville
---------	---	-------	------------

HAMPDEN-SYDNEY (2-1)

1925-26	W	56-18	Greenville
1940-41	W	35-27	Hampden-Sydney
1941-42	L	38-43	Hampden-Sydney

HARVARD (1-0)

1959-60	W	87-69	Greenville
---------	---	-------	------------

HAWAII (0-1)

1989-90	L	62-73	Honolulu
---------	---	-------	----------

HIGH POINT (3-1)

2003-04	W	98-87	Greenville
---------	---	-------	------------

2004-05	W	58-45	High Point
2021-22	W	74-70	High Point
2022-23	L	82-85	Greenville

HIWASSEE (1-0)

2016-17	W	98-48	Greenville
---------	---	-------	------------

HOFSTRA (0-1)

1982-83	L	58-64	Santa Barbara, Ca.
---------	---	-------	--------------------

HOWARD (1-0)

2007-08	W	67-62	Moraga, Calif.
---------	---	-------	----------------

HOLY CROSS (0-1)

1971-72	L	88-104	Greenville
---------	---	--------	------------

HOUSTON (1-0)

1974-75	W	89-80	New Orleans, La.
---------	---	-------	------------------

ILLINOIS (1-1)

1972-73	L	81-86	Champaign
1975-76	W	75-73	Greenville

INDIANA (0-2)

1977-78	L	62-63	Charlotte, N.C.
2004-05	L	52-68	Bloomington

INDIANA STATE-EVANVILLE (1-0)

1979-80	W	93-64	Greenville
---------	---	-------	------------

IUPUI (1-0)

2002-03	W	70-62	Kanas City, Mo.
---------	---	-------	-----------------

IOWA (0-1)

1985-86	L	61-81	Iowa City
---------	---	-------	-----------

JACKSONVILLE (7-8)

1970-71	L	60-94	Jacksonville
1971-72	L	90-91	Jacksonville
	L	97-102	Greenville
1972-73	L	66-86	Jacksonville
	L	71-73	Greenville
1973-74	L	68-77	Jacksonville
	W	71-61	Greenville
1974-75	W	92-90	Jacksonville
	W	80-79	Greenville
1975-76	W	71-70	Jacksonville
	L	75-81	Greenville
1976-77	W	88-74	Greenville
	W	75-65	Jacksonville
2011-12	W	85-79	Greenville
2012-13	L	53-65	Jacksonville

JAMES MADISON (2-5)

1983-84	L	45-53	Greenville
1984-85	W	49-48	Harrisonburg
1992-93	L	75-101	Harrisonburg
1993-94	L	73-85	Greenville
1994-95	W	79-72	Harrisonburg
2002-03	L	66-68	Greenville
2003-04	L	72-78	Harrisonburg

JEWISH PROGRESSIVE (3-3)

1924-25	L	36-42	Atlanta
1925-26	W	30-26	Atlanta
1926-27	L	24-26	Atlanta
1927-28	W	34-21	Atlanta
1929-30	L	22-32	Atlanta
1930-31	W	26-22	Atlanta

JOHNS HOPKINS (1-0)

2005-06	W	91-55	Greenville
---------	---	-------	------------

KANSAS (0-1)

1993-94	L	60-101	Lawrence
---------	---	--------	----------

KENNESAW STATE (1-0)

2005-06	W	83-76	Greenville
---------	---	-------	------------

KENT STATE (0-1)

2010-11	L	74-78	Kent
---------	---	-------	------

KENTUCKY (0-1)

1989-90	L	73-104	Lexington
---------	---	--------	-----------

LAFAYETTE (1-0)

1974-75	W	89-81	Greenville
---------	---	-------	------------

LANDER (7-0)

1985-86	W	77-59	Greenville
1986-87	W	71-61	Greenville

1987-88	W	82-68	Greenville
1988-89	W	68-56	Greenville
1990-91	W	91-55	Greenville
1991-92	W	80-50	Greenville
1992-93	W	84-62	Greenville

LASALLE (0-3)

1953-54	L	83-100	Philadelphia
1955-56	L	65-73	Philadelphia
1974-75	L	64-69	New Orleans, La.

LEES-McRAE (1-0)

2009-10	W	88-49	Greenville
---------	---	-------	------------

LIBERTY (5-1)

1990-91	W	87-76	Greenville
	W	67-62	Lynchburg
2013-14	W	86-83	Greenville
2014-15	L	52-66	Lynchburg
2015-16	W	79-56	Greenville
2016-17	W	61-58	Greenville

LIPSCOMB (1-0)

2003-04	W	92-56	Greenville
---------	---	-------	------------

LOUISIANA LAFAYETTE (1-1)

1958-59	W	89-74	Johnson City, TN
2015-16	L	72-80	Greenville [^]

[^] - CollegelInsider.com Tournament

LOUISIANA MONROE (1-0)

2015-16	W	58-57	Greenville [^]
---------	---	-------	-------------------------

[^] - CollegelInsider.com Tournament

LOUISIANA STATE (1-1)

1960-61	W	56-55	Greenville
2018-19	L	57-75	Baton Rouge

LOUISIANA TECH (1-0)

1956-57	W	80-72	Shreveport, La.
---------	---	-------	-----------------

LOUISVILLE (1-4)

1959-60	L	68-87	Louisville
	L	69-93	Greenville
1969-70	L	69-93	Louisville
2002-03	L	63-104	Louisville
2021-22	W	80-72	Louisville

LOYOLA CHICAGO (3-1)

2011-12	W	63-51	Greenville
2012-13	L	50-77	Chicago, Ill.
2018-19	W	60-58	Chicago, Ill.
2019-20	W	87-63	Greenville

LOYOLA-MARYMOUNT (1-0)

1981-82	W	86-80	Palo Alto, Ca.
---------	---	-------	----------------

LYNCHBURG (1-0)

1995-96	W	77-56	Greenville
---------	---	-------	------------

MACALESTER (2-0)

2001-02	W	81-54	Greenville
2005-06	W	100-58	Greenville

MAINE (2-0)

1989-90	W	74-63	Bangor
1990-91	W	81-64	Greenville

MANHATTAN (3-2)

1952-53	L	73-74	New York
1953-54	W	92-80	New York
1965-66	L	82-84	Greenville
1971-72	W	105-95	Greenville
1973-74	W	94-76	Greenville

MARQUETTE (0-1)

1988-89	L	56-78	Milwaukee
---------	---	-------	-----------

MARSHALL (19-26)

1938-39	L	33-84	Greenville
1977-78	W	102-77	Greenville
	L	60-69	Huntington
	W	69-53	Roanoke, Va.*
1978-79	W	74-61	Huntington
	W	71-61	Greenville
1979-80	L	67-83	Huntington
	W	61-57	Greenville
	W	80-62	Roanoke, Va.
1980-81	L	80-98	Huntington
	W	92-90	Greenville
1981-82	L	74-84	Huntington

	W	100-77	Greenville
1982-83	L	54-70	Greenville
	L	69-78	Huntington
	W	67-60	Charleston, WV*
1983-84	L	74-93	Greenville
	L	61-80	Huntington
1984-85	L	60-67	Huntington
	L	62-90	Greenville
1985-86	L	58-68	Huntington
	W	82-81	Greenville
1986-87	L	72-76	Greenville
	L	61-82	Huntington
	L	64-77	Asheville, N.C.*
1987-88	L	68-88	Huntington
	L	69-70	Greenville
1988-89	W	77-69	Huntington
	W	94-86	Greenville
	L	68-91	Asheville, N.C.*
1989-90	L	55-78	Greenville
	L	79-88	Huntington
	W	82-77	Asheville, N.C.*
1990-91	W	75-72	Greenville
	W	88-63	Huntington
1991-92	W	93-82	Greenville
	W	82-66	Huntington
	L	76-83	Asheville, N.C.*
1992-93	L	83-92	Huntington
	L	84-88	Greenville
1993-94	L	60-64	Huntington
	W	83-64	Greenville
1994-95	W	77-68	Huntington
1995-96	L	71-95	Greenville
19			

FURMAN MEN'S BASKETBALL RECORD BOOK

1925-26	W	33-31	Greenville
	W	44-24	Greenville
	L	34-38	Newberry
1928-29	L	39-40	Greenville
	W	43-34	Newberry
1929-30	W	39-13	Newberry
	W	57-17	Greenville
1930-31	W	29-22	Greenville
	W	37-35	Newberry
1931-32	W	28-17	Greenville
	W	29-22	Newberry
1932-33	W	35-28	Greenville
	L	28-29	Newberry
1933-34	L	21-26	Greenville
	L	26-29	Newberry
1934-35	W	44-25	Newberry
	L	38-40	Greenville
1935-36	W	60-27	Newberry
	W	26-19	Greenville
1936-37	W	42-26	Newberry
	W	40-25	Greenville
1937-38	W	26-23	Greenville
	W	44-42	Newberry
1938-39	W	43-23	Greenville
	L	40-51	Newberry
1939-40	W	53-32	Greenville
	L	42-49	Newberry
1944-45	L	29-44	Greenville
	L	32-34	Newberry
1945-46	W	54-50	Newberry
	W	52-33	Greenville
1949-50	W	53-49	Greenville
	L	58-65	Newberry
1950-51	W	65-49	Greenville
	L	60-63	Newberry
1951-52	W	97-48	Greenville
	W	89-42	Newberry
1952-53	W	107-50	Greenville
	W	107-75	Newberry
1953-54	W	85-67	Newberry
	W	149-95	Greenville
1954-55	W	98-56	Newberry
	W	128-94	Greenville
1955-56	W	102-53	Greenville
1958-59	W	78-66	Greenville
1965-66	W	66-53	Greenville
1966-67	W	89-72	Greenville
1968-69	W	97-87	Greenville
1970-71	W	62-59	Greenville
1984-85	W	67-53	Greenville
1988-89	W	97-82	Greenville
1997-98	L	69-70	Greenville
2004-05	W	110-58	Greenville

NEW HAMPSHIRE (2-0)

2002-03	W	75-52	Greenville
2017-18	W	78-64	Nashville, Tenn.

NEW MEXICO (0-1)

2000-01	L	56-68	Albuquerque
---------	---	-------	-------------

NIAGARA (2-0)

1972-73	W	82-77	Greenville
1973-74	W	85-79	Niagara

NORTH CAROLINA (2-24)

1930-31	L	16-23	Chapel Hill
1931-32	L	16-37	Chapel Hill
1948-49	L	44-61	Chapel Hill
1949-50	L	53-59	Greenville
1950-51	L	64-89	Chapel Hill
1951-52	L	57-100	Greenville
	L	53-68	Chapel Hill
1956-57	L	66-94	Chapel Hill
1957-58	L	71-94	Charlotte, N.C.
1966-67	L	56-101	Chapel Hill
1971-72	L	66-118	Chapel Hill
1972-73	L	67-100	Charlotte, N.C.
1973-74	L	69-95	Charlotte, N.C.
1975-75	L	81-86	Charlotte, N.C.
1975-76	L	64-97	Charlotte, N.C.
1976-77	L	71-88	Charlotte, N.C.
1977-78	W	89-83	Charlotte, N.C.
1978-79	W	83-70	Charlotte, N.C.
1979-80	L	63-75	Charlotte, N.C.
1980-81	L	64-79	Charlotte, N.C.
1981-82	L	69-96	Charlotte, N.C.
1982-83	L	43-78	Charlotte, N.C.
1983-84	L	48-83	Charlotte, N.C.
1984-85	L	55-77	Charlotte, N.C.
1986-87	L	65-95	Charlotte, N.C.

2021-22	L	61-74	Chapel Hill
---------	---	-------	-------------

NORTH CAROLINA-ASHEVILLE (9-8)

1980-81	W	94-74	Greenville
1985-86	W	72-71	Greenville
1986-87	L	62-65	Asheville
1987-88	L	64-74	Greenville
1995-96	L	71-73	Greenville
2001-02	W	69-58	Greenville
2003-04	W	60-56	Asheville
2004-05	W	72-68	Greenville
2005-06	L	65-79	Asheville
2006-07	L	67-75	Asheville
2007-08	L	75-78	Asheville
2009-10	W	72-66	Asheville
2010-11	W	69-67	Greenville
2015-16	L	65-67	Asheville
2016-17	L	58-64	Greenville
2017-18	W	83-72	Greenville
2018-19	W	65-51	Greenville

NORTH CAROLINA-GREENSBORO (21-23)

1997-98	L	56-58	Greensboro
1998-99	W	69-61	Greenville
1999-00	L	69-79	Greensboro
	W	77-61	Greenville*
2000-01	W	70-52	Greenville
2001-02	L	67-70	Greensboro
2002-03	W	78-74	Greenville
2003-04	L	65-73	Greensboro
2004-05	W	82-65	Greenville
2005-06	L	59-65	Greensboro
2006-07	L	86-91	Greenville
	L	54-69	Greensboro
	W	73-71	N. Charleston*
2007-08	L	63-75	Greensboro
	W	69-59	Greenville
2008-09	W	59-54	Greenville
2009-10	L	78-88	Greensboro
	W	72-64	Greenville
	L	65-66	Charlotte, N.C.*
2010-11	W	81-68	Greensboro
2011-12	W	93-85	Greenville
2012-13	W	69-61	Greensboro
	L	65-88	Greenville
2013-14	L	82-90	Greensboro
2014-15	W	71-64	Greenville
	L	49-84	Greensboro
2015-16	L	66-67	Greensboro
	W	79-72	Greenville
	W	80-64	Asheville, N.C.*
2016-17	W	73-67	Greensboro
	L	52-73	Greenville
2017-18	L	61-71	Greensboro
	L	67-80	Greenville
2018-19	L	79-89	Greensboro
	W	67-57	Greenville
	L	62-66	Asheville, N.C.*
2019-20	L	73-86	Greenville#
	W	81-67	Greensboro
2020-21	W	68-48	Greenville
	L	58-64	Greensboro
2021-22	W	58-54	Greensboro
	L	56-58	Greenville#
2022-23	L	80-88	Greenville
	W	69-57	Greensboro

#Bon Secours Wellness Arena

*Southern Conference Tournament

NORTH CAROLINA STATE (2-32)

1923-24	L	25-32	Greenville
1928-29	L	34-43	Raleigh
1932-33	L	14-34	Raleigh
1934-35	W	27-26	Greenville
1939-40	L	31-32	Raleigh
1946-47	L	33-53	Raleigh
	L	51-71	Greenville
1947-48	L	49-95	Greenville
	L	34-73	Raleigh
1948-49	L	57-81	Greenville
	L	45-76	Raleigh
1949-50	L	38-74	Raleigh
1950-51	L	41-102	Raleigh
1951-52	L	53-89	Raleigh
	L	68-73	Shelby, N.C.*
1952-53	L	69-77	Raleigh
1953-54	L	74-100	Raleigh
1954-55	L	81-105	Raleigh
1964-65	L	60-73	Raleigh
1965-66	L	77-130	Raleigh
1972-73	L	73-98	Greensboro, N.C.

1973-74	L	93-111	Charlotte, N.C.
1974-75	L	87-102	Charlotte, N.C.
1975-76	L	76-102	Charlotte, N.C.
1976-77	L	91-98	Charlotte, N.C.
1977-78	W	68-67	Charlotte, N.C.
1978-79	L	63-73	Charlotte, N.C.
1979-80	L	56-76	Charlotte, N.C.
1980-81	L	60-77	Charlotte, N.C.
1981-82	L	55-67	Charlotte, N.C.
1982-83	L	48-51	Charlotte, N.C.
1983-84	L	72-95	Charlotte, N.C.
1985-86	L	56-94	Raleigh
2022-23	L	73-92	Raleigh

*Southern Conference Tournament

NORTH CAROLINA WESLEYAN (1-0)

1996-97	W	90-48	Greenville
---------	---	-------	------------

NORTH CAROLINA-WILMINGTON (2-1)

2011-12	L	61-72	Wilmington
2017-18	W	90-84	Wilmington
2018-19	W	93-50	Greenville

NORTH DAKOTA STATE (1-1)

2005-06	W	73-61	Greenville
2006-07	L	58-60	Fargo

NORTHEASTERN (2-0)

2010-11	W	75-62	Orlando, Fla.
2017-18	W	78-67	Nashville, Tenn.

NORTHEASTERN ILLINOIS (1-0)

1997-98	W	72-69	Greenville
---------	---	-------	------------

NORTHERN ARIZONA (0-1)

2007-08	L	56-68	Logan, Utah
---------	---	-------	-------------

NORTHERN IOWA (1-0)

2003-04	W	64-55	Cedar Falls
---------	---	-------	-------------

NORTH FLORIDA (1-1)

2008-09	L	66-77	Greenville
2010-11	W	60-49	Jacksonville

NORTH GREENVILLE (5-0)

2010-11	W	72-54	Greenville
2018-19	W	107-67	Greenville
2019-20	W	90-65	Greenville
2021-22	W	118-66	Greenville
2022-23	W	91-55	Greenville

NORTHWESTERN (0-2)

1982-83	L	58-72	Santa Barbara, Calif.
1998-99	L	55-62	Evanston

NOTRE DAME (0-2)

2002-03	L	50-75	Kansas City, Mo.
2008-09	L	61-93	South Bend

OGLETHORPE (3-0)

1927-28	W	48-25	Greenville
1986-87	W	75-55	Greenville
1999-00	W	76-69	Greenville

OHIO STATE (0-1)

2003-04	L	68-70	Columbus
---------	---	-------	----------

OKLAHOMA (0-2)

1974-75	L	56-71	Norman
1975-76	L	67-69	Greenville

OKLAHOMA CITY (0-1)

1953-54	L	70-82	Oklahoma City
---------	---	-------	---------------

OLD DOMINION (1-1)

1999-00	W	68-65	Greenville#
2022-23	L	77-82	Charleston, S.C.

#Bi-Lo Center

PENN STATE (0-2)

2010-11	L	49-70	University Park
2022-23	L	68-73	Charleston, S.C.

PENNSYLVANIA (1-1)

1976-77	W	93-88	Greenville
1977-78	L	92-99	Philadelphia

PIEDMONT INTERNATIONAL (1-0)

2015-16	W	99-38	Greenville
---------	---	-------	------------

PIEDMONT (3-0)

1921-22	W	44-21	Greenville
1926-27	W	54-17	Greenville
1927-28	W	53-31	...

PITTSBURGH (0-2)

1957-58	L	45-83	Pittsburgh
1973-74	L	78-81	Raleigh, N.C.

PRESBYTERIAN (59-17)

1912-13	W	30-9	Greenville
1913-14	W	31-6	...
1915-16	L	22-51	Greenville
1922-23	W	23-21	Clinton
	W	60-17	Greenville
1924-25	W	53-21	Greenville
	W	51-33	Clinton
1925-26	W	55-33	Greenville
	W	51-25	Clinton
1926-27	W	59-11	Greenville
1927-28	W	46-22	Clinton
	W	47-21	Greenville
1928-29	W	58-22	Clinton
	W	67-22	Greenville
1929-30	W	56-27	Clinton
	W	48-24	Greenville
1930-31	W	51-35	Clinton
	W	49-15	Greenville
1931-32	W	41-15	Clinton
	W	54-13	Greenville
1932-33	W	42-36	Greenville
	W	33-22	Clinton
1933-34	W	42-22	Clinton
	W	21-18	Greenville
1934-35	W	49-26	Clinton
	W	59-38	Greenville
1935-36	W	40-28	Clinton
	W	39-24	

FURMAN MEN'S BASKETBALL RECORD BOOK

ST. ANDREWS (1-0)
2014-15 W 72-35 Greenville

ST. BONAVENTURE (0-1)
1997-98 L 46-58 San Juan, PR

ST. JOSEPH'S (0-2)
1954-55 L 76-85 Philadelphia
1955-56 L 82-84 Philadelphia

ST. LOUIS (0-3)
1996-97 L 43-63 St. Louis
2001-02 L 59-73 St. Louis
2007-08 L 69-83 St. Louis

ST. MARY'S (1-0)
2002-03 W 81-44 Greenville

ST. PETERS (2-1)
1972-73 W 116-76 Jersey City
1973-74 W 120-91 Greenville
2016-17 L 51-77 Jersey City[^]
[^] - CollegeInsider.com Tournament

SAMFORD (25-10)
1925-26 W 25-21 Greenville
1991-92 W 55-42 Greenville
1992-93 W 65-55 Birmingham
2008-09 L 60-71 Birmingham
W 63-57 Greenville
L 52-57 Chattanooga*
2009-10 W 63-58 Greenville
2010-11 W 74-55 Greenville
W 70-63 Birmingham
W 61-48 Chattanooga*
2011-12 L 49-55 Birmingham
W 75-66 Asheville, N.C.*
2012-13 L 53-64 Greenville
W 55-51 Asheville, N.C.*
2013-14 L 55-57 Birmingham
L 68-76 Greenville
2014-15 W 74-64 Greenville
L 58-68 Birmingham
2015-16 W 77-57 Greenville
W 67-65 Birmingham
2016-17 W 83-73 Birmingham
W 90-73 Greenville
L 63-67 Asheville, N.C.*
2017-18 W 78-67 Greenville
W 94-79 Birmingham
2018-19 L 73-75 Greenville
W 90-81 Birmingham
2019-20 W 101-78 Greenville
W 86-71 Birmingham
2020-21 W 78-64 Greenville
2021-22 W 81-49 Greenville
L 75-83 Birmingham
W 71-68 Asheville, N.C.*
2022-23 W 91-84 Greenville
W 93-79 Birmingham

*Southern Conference Tournament

SEWANEEN (4-0)
1985-86 W 77-56 Greenville
2002-03 W 76-56 Greenville
2005-06 W 99-69 Greenville
2013-14 W 66-49 Greenville

SMU (0-1)
2012-13 L 53-72 Dallas, Texas

SOUTH CAROLINA (54-72)
1908-09 W 21-19 Columbia
1913-14 L 16-32 Columbia
1914-15 L 18-24 Columbia
1915-16 L 18-45 Columbia
W 42-23 Greenville
1919-20 L 11-16 Columbia
L 14-18 Greenville
1920-21 L 16-28 Greenville
L 15-21 Columbia
1921-22 L 23-30 Columbia
W 27-24 Greenville
1922-23 W 26-13 Greenville
W 34-24 Columbia
1923-24 W 38-32 Greenville
L 32-36 Columbia
1924-25 W 30-25 Columbia
1925-26 W 43-26 Greenville
L 24-27 Columbia
1926-27 W 33-27 Columbia

W 43-21 Greenville
1927-28 W 44-36 Greenville
W 41-34 Columbia
1928-29 L 42-46 Greenville
W 40-22 Columbia
1929-30 W 39-20 Columbia
W 70-11 Greenville
1930-31 W 26-17 Columbia
W 21-11 Greenville
1931-32 W 31-24 Columbia
W 22-19 Greenville
1932-33 L 29-43 Columbia
L 26-36 Greenville
1933-34 L 18-43 Greenville
L 14-49 Columbia
1934-35 L 24-42 Columbia
W 30-25 Greenville
1935-36 W 36-32 Greenville
W 21-10 Columbia
L 33-34 Columbia
1936-37 L 25-54 Columbia
L 28-43 Greenville
1937-38 W 40-33 Columbia
W 41-38 Greenville
1938-39 L 34-72 Columbia
L 32-40 Greenville
1939-40 W 32-25 Columbia
W 54-43 Greenville
1940-41 L 32-38 Columbia
L 31-32 Greenville
1941-42 W 35-33 Greenville
L 26-58 Columbia
1944-45 L 41-75 Greenville
L 17-71 Columbia
1945-46 W 50-42 Greenville
L 50-58 Columbia
1946-47 L 42-47 Greenville
L 55-57 Columbia
1947-48 L 55-67 Columbia
W 50-38 Greenville
1948-49 L 62-72 Columbia
W 68-59 Greenville
1949-50 L 41-52 Greenville
L 48-49 Columbia
1950-51 L 42-92 Columbia
L 47-82 Greenville
1951-52 W 73-64 Greenville
W 59-56 Columbia
1952-53 L 72-74 Columbia
W 105-68 Greenville
1953-54 W 93-75 Greenville
W 68-50 Columbia
1954-55 W 86-72 Columbia
W 100-79 Greenville
1955-56 L 97-109 Columbia
L 84-89 Greenville
1956-57 L 98-103 Greenville
L 77-85 Columbia
1957-58 W 89-77 Greenville
W 79-78 Columbia
1958-59 W 87-63 Greenville
L 68-78 Columbia
1959-60 L 81-91 Columbia
W 96-85 Greenville
1960-61 W 81-63 Columbia
W 93-78 Greenville
1961-62 L 84-93 Columbia
W 67-59 Greenville
1962-63 L 77-80 Columbia
L 56-64 Greenville
1963-64 L 32-45 Columbia
W 79-60 Greenville
1964-65 W 79-71 Greenville
W 81-66 Columbia
1965-66 L 79-97 Greenville
W 73-66 Columbia
1966-67 L 57-76 Columbia
L 61-91 Greenville
1967-68 L 55-108 Columbia
L 64-66 Greenville
1968-69 L 67-90 Columbia
L 53-63 Greenville
1969-70 L 56-59 Greenville
1970-71 L 83-118 Columbia
1973-74 W 75-67 Philadelphia, Pa.
1975-76 L 82-90 Greenville
W 83-77 Columbia
1976-77 L 71-77 Columbia
W 88-80 Greenville
1977-78 L 61-74 Columbia
L 70-76 Greenville

1978-79 L 61-66 Columbia
1979-80 W 61-53 Greenville
1980-81 L 53-62 Columbia
L 74-87 Columbia
1981-82 L 79-98 Greenville
1982-83 L 60-80 Columbia
1990-91 L 52-93 Columbia
1991-92 L 49-69 Columbia
1995-96 L 81-99 Columbia
1996-97 L 62-100 Columbia
1997-98 L 52-79 Greenville
1999-00 L 68-75 Columbia
2008-09 L 48-72 Columbia
2009-10 L 57-81 Columbia
2010-11 W 91-75 Greenville
2022-23 W 79-60 Charleston, S.C.

SOUTH CAROLINA-AIKEN (1-0)
2006-07 W 79-54 Greenville

SOUTH CAROLINA STATE (14-5)
1980-81 W 70-65 Greenville
1987-88 W 71-69 Greenville
1988-89 W 71-69 Orangeburg
1989-90 W 85-79 Greenville
1990-91 W 80-73 Orangeburg
1991-92 W 90-59 Greenville
1992-93 L 81-85 Greenville
1993-94 W 69-68 Greenville
1994-95 L 56-60 Orangeburg
1995-96 L 66-82 Orangeburg
1996-97 W 73-58 Greenville
1999-00 W 75-68 Greenville#
2005-06 W 75-64 Greenville
2009-10 L 91-93 Greenville
2010-11 W 59-55 Orangeburg
2016-17 L 67-69 Greenville
2017-18 W 101-72 Greenville
2020-21 W 118-52 Greenville
2022-23 W 88-76 Greenville
#Bi-Lo Center

SOUTHEASTERN (1-0)
1999-00 W 125-53 Greenville

SOUTHERN WESLEYAN (5-0)
2003-04 W 78-53 Greenville
2012-13 W 90-71 Greenville
2018-19 W 74-57 Greenville
2019-20 W 83-61 Greenville
2020-21 W 89-49 Greenville

SOUTH FLORIDA (1-2)
1978-79 W 91-60 Greenville
1980-81 L 48-76 Tampa
2019-20 L 55-65 Tampa

SOUTHERN CALIFORNIA (0-1)
1974-75 L 84-91 Los Angeles

SOUTHERN MISSISSIPPI (1-1)
1958-59 W 83-75 Johnson City, TN
1982-83 L 53-56 Clemson, S.C.

SOUTHERN WESLEYAN (2-0)
2003-04 W 77-53 Greenville
2012-13 W 90-71 Greenville

SPARTANBURG ATHLETIC (2-0)
1926-27 W 43-27 Spartanburg
1926-27 W 37-34 Spartanburg

SPARTANBURG YMCA (1-2)
1908-09 L 19-24 Spartanburg
1909-10 L 34-62 Spartanburg
1921-22 W 39-37 Greenville

STANFORD (0-2)
1981-82 L 74-78 Pal Alto
1988-89 L 71-88 Nashville, Tenn.

STEPHEN F. AUSTIN (1-0)
2022-23 W 72-70 Greenville#
#Bon Secours Wellness Arena

STETSON (5-6)
1977-78 W 77-71 Deland
1978-79 L 85-91 Greenville
1983-84 W 64-61 Nashville
1984-85 L 58-60 Deland
1994-95 L 66-70 Greenville

1995-96 L 53-66 DeLand
1996-97 W 53-49 Greenville
1997-98 L 73-75 DeLand
1998-99 W 66-59 Greenville
1999-00 L 60-63 Stetson
2000-01 W 85-66 Greenville

SYRACUSE (0-1)
1972-73 L 82-83 Philadelphia, Pa.

TAMPA (1-0)
1951-52 W 73-70 Tampa

TENNESSEE (0-11)
1956-57 L 106-114 Greenville
1957-58 L 61-84 Knoxville
1965-66 L 63-82 Knoxville
1966-67 L 49-87 Knoxville
1979-80 L 69-80 Greensboro, N.C.
1985-86 L 45-79 Knoxville
1987-88 L 66-84 Knoxville
1991-92 L 74-92 Knoxville
1992-93 L 77-90 Knoxville
1994-95 L 51-68 Knoxville
2017-18 L 61-66 Knoxville

TENNESSEE TECH (3-1)
1977-78 W 95-78 Greenville
1997-98 L 58-62 San Juan, PR
2016-17 W 68-62 Cookeville
2017-18 W 64-50 Greenville

TEXAS (1-0)
1972-73 W 101-95 Greenville

TEXAS A&M-CORPUS CHRISTI (0-1)
2015-16 L 69-73 Elon, N.C.

TEXAS A&M (1-1)
1969-70 L 66-68 Greenville
1970-71 W 103-83 Greenville

TEXAS-ARLINGTON (1-0)
2019-20 W 58-57 Elon, N.C.

TEXAS CHRISTIAN (1-1)
1963-64 W 68-47 Greenville
2014-15 L 69-80 Fort Worth

TEXAS TECH (0-2)
1954-55 L 103-111 Greenville
2005-06 L 74-83 Lubbock

TRINITY BAPTIST (1-0)
2016-17 W 102-53 Greenville

TUSCULUM (2-0)
2020-21 W 95-62 Greenville
2022-23 W 102-74 Greenville

UAB (1-0)
2016-17 W 84-74 Birmingham

UC DAVIS (1-1)
2013-14 W 75-65 Davis
2014-15 L 55-58 Greenville

UC SANTA BARBARA (1-0)
2009-10 L 60-72 Berkeley, Calif.

USC UPSTATE (5-0)
2016-17 W 79-57 Spartanburg[^]
2018-19 W 74-60 Spartanburg
2019-20 W 84-72 Greenville
2020-21 W 91-63 Greenville
2021-22 W 87-77 Spartanburg
[^] - CollegeInsider.com Tournament

UTAH (0-1)
2004-05 L 50-62 Anchorage, Ak.

UTAH VALLEY (1-1)
2007-08 L 66-71 Logan, Utah
2009-10 W 77-69 Berkeley, Calif.

VANDERBILT (1-6)
1962-63 L 68-69 Greenville
1995-96 L 63-87 Nashville
1997-98 L 55-102 Nashville
2000-01 L 64-78 Nashville
2005-06 L 60-81 Nashville

2006-07 W 70-62 Nashville
2008-09 L 49-68 Nashville

VILLANOVA (2-0)
1989-90 W 77-73 Greenville
2018-19 W 76-68 Philadelphia

VIRGINIA (1-1)
2004-05 L 67-79 Charlottesville
2022-23 W 68-67 Orlando, Fla.

VIRGINIA INTERMONT (1-0)
2004-05 W 126-33 Greenville

VMI (69-37)
1938-39 L 33-54 Lexington
1941-42 L 38-43 Lexington
1947-48 W 55-54 Greenville
1948-49 L 66-68 Lexington
1949-50 W 58-55 Greenville
1950-51 W 70-68 Lexington
1951-52 W 80-76 Greenville
1956-57 W 81-79 Shreveport, La.
1961-62 L 61-76 Richmond, Va.*
1962-63 L 68-88 Lexington
W 91-85 Greenville
1963-64 L 51-64 Lexington
W 70-64 Greenville
L 73-77 Charlotte, N.C.*

1964-65 L 83-98 Lexington
L 67-69 Greenville
1965-66 L 83-90 Lexington
W 73-72 Greenville
1966-67 L 96-105 Lexington
L 57-71 Greenville
1967-68 L 80-83 Lexington
W 76-73 Greenville
W 62-52 Charlotte, N.C.
1968-69 L 55-83 Lexington
W 71-68 Greenville
1969-70 L 66-67 Lexington
W 53-52 Greenville
1970-71 W 93-68 Greenville
W 88-79 Lexington
1971-72 W 97-62 Lexington
W 104-66 Greenville
W 126-80 Greenville*

1972-73 W 86-49 Lexington
W 94-60 Greenville
1973-74 W 80-66 Greenville
1974-75 W 80-68 Lexington
W 94-81 Greenville*
1975-76 L 69-82 Greenville
1976-77 L 86-99 Lexington
1977-78 W 102-79 Greenville
1978-79 W 80-65 Lexington
1979-80 W 84-67 Lexington
W 107-75 Greenville
W 87-75 Greenville*
1980-81 W 87-82 Lexington
W 75-63 Greenville
1981-82 W 102-80 Greenville
W 92-83 Lexington
1982-83 W 87-58 Greenville
W 65-64 Lexington
1983-84 W 70-58 Greenville
W 81-65 Lexington
1984-85 L 62-71 Lexington
W 63-58 Greenville
1985-86 L 64-71 Lexington
W 72-70 Greenville
1986-87 W 90-71 Greenville
W 84-78 Lexington
1987-88 L 60-69 Lexington
W 82-64 Greenville
L 73-78 Asheville, N.C.*

1988-89 L 82-91 Lexington
W 87-81 Greenville
W 81-73 Asheville, N.C.*
1989-90 W 94-71 Greenville
L 75-84 Lexington
1990-91 W 87-67 Greenville
L 79-80 Lexington (ot)
1991-92 W 74-57 Greenville
W 72-65 Lexington
1992-93 W 73-61 Greenville
W 85-69 Lexington
W 76-51 Asheville, N.C.*
1993-94 W 67-55 Greenville
W 67-64 Lexington
1994-95 W 60-59 Greenville

FURMAN MEN'S BASKETBALL RECORD BOOK

1995-96	L	57-83	Lexington
	L	89-91	Greensboro, N.C.*
1996-97	L	60-62	Greenville
	L	84-87	Greensboro, N.C.*
1997-98	L	81-87	Lexington
1998-99	W	84-51	Greenville
	W	57-49	Greensboro, N.C.*
1999-00	W	71-68	Lexington
2000-01	L	66-71	Greenville
2001-02	L	68-76	Lexington
2002-03	W	61-55	Greenville
	L	56-62	N. Charleston*
2014-15	L	73-83	Greenville
	L	59-93	Lexington
2015-16	W	85-57	Greenville
	W	68-56	Lexington
2016-17	W	89-72	Greenville
	W	80-52	Lexington
2017-18	W	87-57	Lexington
	W	76-54	Greenville
2018-19	W	89-57	Lexington
	W	96-62	Greenville
2019-20	W	89-73	Lexington
	W	74-72	Greenville
2020-21	L	73-74	Lexington
	L	90-91	Asheville, N.C.*
2021-22	L	67-76	Lexington
	W	79-64	Greenville
2022-23	W	85-62	Greenville
	W	94-63	Lexington

* Southern Conference Tournament

VIRGINIA TECH (12-16)

1924-25	W	48-32	Greenville
1941-42	L	42-57	Blacksburg
1952-53	W	75-72	Blacksburg
1953-54	W	103-75	Greenville
1954-55	W	125-87	Greenville
	W	60-58	Blacksburg
1955-56	W	85-68	Greenville
	L	75-77	Blacksburg
1956-57	W	91-88	Greenville
	W	85-81	Greenville
	W	84-70	Richmond, Va.*
1957-58	L	76-102	Blacksburg
1958-59	L	80-95	Greenville
1959-60	L	77-107	Blacksburg
	L	87-100	Greenville
1960-61	L	72-77	Blacksburg
	L	81-101	Greenville
1961-62	W	89-83	Greenville
	L	70-72	Blacksburg
1962-63	W	66-61	Blacksburg
	W	70-64	Greenville
1963-64	L	65-75	Blacksburg
	L	75-78	Greenville
1964-65	L	81-104	Blacksburg
	L	82-102	Greenville
2013-14	L	54-75	Blacksburg

*Southern Conference Tournament

VIRGINIA WISE (2-0)

2010-11	W	82-55	Greenville
2011-12	W	86-66	Greenville

WAKE FOREST (7-17)

1909-10	L	9-54	Winston-Salem
	L	21-70	Greenville
1926-27	W	43-27	Greenville
1928-29	L	26-34	Winston-Salem
1929-30	W	43-14	Greenville
1938-39	L	41-72	Greenville
	L	37-53	Winston-Salem
1939-40	L	36-56	Greenville
	W	46-43	Winston-Salem
1940-41	L	51-59	Greenville
1941-42	L	29-42	Greenville
1945-46	L	32-36	Greenville
1946-47	W	36-28	Greenville
	L	52-53	Winston-Salem
1947-48	L	55-72	Winston-Salem
1948-49	L	55-67	Winston-Salem
1949-50	L	41-50	Greenville
1962-63	W	59-53	Winston-Salem
1963-64	W	66-58	Greenville
1983-84	L	59-74	Winston-Salem
1984-85	L	64-79	Greenville
1987-88	W	80-68	Winston-Salem
1995-96	L	49-81	Winston-Salem
2012-13	L	55-79	Winston-Salem

WASHINGTON & LEE (2-7)

1937-38	L	22-47	Greenville
1940-41	L	27-52	Lexington
	L	28-50	Lexington
1941-42	L	31-37	Lexington
1948-49	L	66-75	Lexington
1950-51	L	82-97	Greenville
1951-62	W	65-63	Greenville
1952-53	W	92-75	Lexington
1954-55	L	63-97	Charlotte, N.C.*

*Southern Conference Tournament

WEST TEXAS STATE (0-1)

1946-47	L	43-45	Miami, Fla.
---------	---	-------	-------------

WEST VIRGINIA (4-24)

1952-53	L	87-91	Raleigh, N.C.*
1955-56	L	71-85	Morgantown
	L	73-76	Charlotte, N.C.*
	L	74-77	Charlotte, N.C.*
1956-57	L	95-110	Morgantown
	L	82-90	Charlotte, N.C.*
1957-58	L	67-105	Morgantown
	L	84-109	Greenville
1958-59	L	67-76	Greenville
	L	66-100	Morgantown
1959-60	L	63-96	Greenville
	L	75-95	Morgantown
1960-61	L	90-105	Morgantown
	L	87-96	Greenville
1961-62	L	79-96	Greenville
	L	86-101	Morgantown
1962-63	L	71-104	Morgantown
	W	59-58	Greenville
	L	63-81	Richmond, Va.*
1963-64	L	65-67	Greenville
	W	65-57	Morgantown
1964-65	L	61-65	Greenville
	L	85-106	Morgantown
1965-66	L	81-85	Morgantown
1969-70	W	87-80	Morgantown
1970-71	L	95-101	Morgantown
1971-72	W	99-96	Greenville
1990-91	L	67-86	Morgantown

*Southern Conference Tournament

WESTERN CAROLINA (54-30)

1976-77	W	106-83	Greenville
1977-78	W	110-91	Cullowhee
	W	59-55	Greenville
1978-79	L	61-67	Greenville
	W	78-68	Cullowhee
1979-80	W	96-90	Greenville
	W	92-83	Cullowhee
1980-81	W	85-81	Greenville
	L	78-97	Cullowhee
1981-82	W	61-59	Greenville
	L	56-66	Cullowhee
1982-83	L	57-77	Cullowhee
	L	54-62	Greenville
1983-84	W	55-45	Cullowhee
	L	85-88	Greenville
	W	71-67	Asheville, N.C.*
1984-85	L	61-66	Cullowhee
	W	69-64	Greenville
1985-86	L	53-70	Greenville
	L	71-79	Cullowhee
1986-87	W	79-65	Cullowhee
	W	71-49	Greenville
1987-88	W	76-73	Cullowhee
	W	85-72	Greenville
1988-89	L	68-80	Greenville
	W	70-65	Cullowhee
1989-90	L	63-83	Cullowhee
	W	79-77	Greenville
1990-91	W	88-73	Greenville
	W	78-76	Cullowhee
1991-92	W	94-81	Cullowhee
	W	94-73	Greenville
1992-93	W	67-66	Cullowhee
	W	74-65	Greenville
1993-94	W	76-64	Greenville
	L	75-93	Cullowhee
1994-95	L	66-80	Cullowhee
	W	83-72	Greenville
1995-96	W	97-86	Cullowhee
	L	85-97	Greenville
1996-97	L	76-85	Cullowhee
	L	61-68	Greenville
1997-98	L	78-95	Cullowhee
1998-99	W	79-68	Greenville

1999-00	L	72-75	Cullowhee
2000-01	W	67-47	Greenville
2001-02	L	67-77	Cullowhee
	W	65-61	N. Charleston*
2002-03	W	71-67	Greenville
2003-04	W	72-63	Cullowhee
	W	73-68	N. Charleston*
2004-05	W	73-66	Greenville
2005-06	L	76-85	Cullowhee
2006-07	W	79-67	Greenville
2007-08	W	64-60	Greenville
	L	65-73	Cullowhee
2008-09	L	57-68	Greenville
	L	54-63	Cullowhee
2009-10	L	57-64	Greenville
2010-11	L	41-65	Cullowhee
2011-12	W	58-55	Cullowhee
	W	80-66	Greenville
2012-13	L	65-79	Greenville
2013-14	L	75-83	Cullowhee
2014-15	L	53-72	Cullowhee
	W	53-49	Greenville
2015-16	W	62-60	Greenville
	L	62-73	Cullowhee
2016-17	W	85-37	Greenville
	W	74-62	Cullowhee
2017-18	W	100-66	Greenville
	W	78-55	Cullowhee
	W	97-73	Asheville, N.C.*
2018-19	W	90-88	Greenville
	W	64-45	Cullowhee
2019-20	W	83-79	Greenville
	W	82-73	Cullowhee
2020-21	W	75-69	Cullowhee
	W	88-70	Greenville
2021-22	W	88-50	Greenville
	W	103-85	Cullowhee
2022-23	L	67-79	Cullowhee
	W	93-59	Greenville
	W	83-80	Asheville, N.C.*

* Southern Conference Tournament

WESTERN KENTUCKY (1-0)

2011-12	W	76-63	Bowling Green
---------	---	-------	---------------

WICHITA STATE (0-1)

2018-19	L	70-76	Greenville
---------	---	-------	------------

WILLIAM & MARY (24-26)

1939-40	L	37-47	Greenville
1940-41	L	32-64	Williamsburg
1941-42	W	37-35	Greenville
1947-48	W	51-50	Greenville
1948-49	L	60-73	Williamsburg
1950-51	L	37-65	Williamsburg
1952-53	W	85-78	Greenville
1954-55	L	101-103	Greenville
1955-56	L	81-92	Williamsburg
	W	109-85	Greenville
1956-57	W	69-66	Greenville
	W	80-78	Williamsburg
	W	89-73	Greenville
	L	46-87	Williamsburg
1958-59	W	78-70	Greenville
	W	71-70	Williamsburg
1959-60	L	68-101	Williamsburg
	W	92-73	Greenville
	L	74-82	Richmond, Va.*
1960-61	W	78-56	Greenville
	L	57-65	Williamsburg
	L	84-86	Richmond, Va.*
1961-62	W	77-76	Greenville
	L	67-79	Williamsburg
1962-63	W	56-55	Williamsburg
	L	68-70	Greenville
1963-64	L	60-67	Williamsburg
	L	60-66	Greenville
1964-65	W	65-64	Williamsburg
	L	64-68	Greenville
1965-66	L	63-84	Williamsburg
	L	73-78	Charlotte, N.C.*
1966-67	W	92-85	Greenville
1967-68	L	76-91	Williamsburg
1968-69	W	78-49	Greenville
1969-70	L	87-107	Williamsburg
	L	67-82	Charlotte, N.C.*
1970-71	L	71-78	Greenville
1971-72	L	91-110	Williamsburg
	W	93-78	Greenville*
1972-73	W	112-90	Greenville
1973-74	W	97-80	Greenville

1974-75	W	70-55	Richmond, Va.*
	W	75-58	Greenville
	W	66-65	Greenville*
1975-76	L	68-80	Williamsburg
	L	57-70	Williamsburg*
1976-77	W	88-83	Greenville
1997-98	L	57-80	Greenville
1998-99	W	79-67	Williamsburg

* Southern Conference Tournament

WINTHROP (7-7)

1981-82	W	58-53	Greenville
1982-83	W	78-60	Greenville
1986-87	W	66-59	Greenville
	W	69-52	Rock Hill
1988-89	W	74-68	Greenville
1989-90	L	77-78	Rock Hill
1997-98	L	54-67	Greenville
1998-99	L	59-60	Rock Hill
2016-17	L	57-58	Rock Hill
2017-18	L	74-93	Greenville
2019-20	W	80-73	Greenville#
2020-21	L	71-87	Rock Hill
2021-22	L	80-85	Rock Hill
2022-23	W	82-67	Greenville

#Bon Secours Wellness Arena

WISCONSIN (0-1)

2001-02	L	60-68	Madison
---------	---	-------	---------

WOFFORD (91-62)

1908-09	W	30-10	Greenville
	W	24-22	Spartanburg
1912-13	L	20-46	Greenville
	L	11-24	Spartanburg
1913-14	L	23-33	---
1915-16	L	12-50	Spartanburg
	L	24-45	Spartanburg
1920-21	L	21-56	---
1927-28	W	49-26	Greenville
	W	40-27	Spartanburg
1928-29	W	41-24	Spartanburg
	W	58-26	Greenville
1929-30	W	42-8	Greenville
	W	44-13	Spartanburg
1930-31	W	26-13	Spartanburg
	W	30-15	Greenville
1931-32	W	33-13	Greenville
	W	20-18	Spartanburg

FURMAN MEN'S BASKETBALL RECORD BOOK

2022-23 W 96-82 Spartanburg
W 80-67 Greenville#
#Bon Secours Wellness Arena
*Southern Conference Tournament

WOODSIDE YMCA (1-0)

1915-16 W 38-30 Greenville


XAVIER (1-0)

1934-74 W 82-70 Greenville

YALE (1-1)

1964-65 L 78-83 Greenville

1978-79 W 102-94 Greenville



FURMAN MEN'S BASKETBALL RECORD BOOK

PLAYER	HOMETOWN	YEARS	G	FG-FGA	.PCT	3PM-3PA	.PCT	FTM-FTA	.PCT	REB-AVG	AST	TO	BLK	STL	PTS	AVG
Garrett, Phil (G)	Louisville, Ky.	1974	12	19-47	.404			27-30	.900	10-0.8					65	5.4
Garrick, Tracy (F)	Gadsden, S.C.	1988-89-90-91	105	341-762	.447	73-217	.336	143-205	.698	364-3.5	174	177	44	58	898	8.6
Garrison, Conley (G)	Bolivar, Mo.	2022	33	108-229	.472	73-173	.422	27-35	.771	136-4.1	85	31	10	44	316	9.6
Garrison, Neel (G)	Morganton, N.C.	1987-88-89-90	111	50-107	.467	4-15	.267	86-134	.641	129-1.2	220	152	3	56	191	1.7
Gates, Jr, William (G)	Schertz, Texas	2014-15	37	104-234	.444	29-75	.387	26-52	.500	72-1.9	26	58	3	19	263	7.1
Gay, Buck	Taylor, S.C.	1952-53														
Gibson, William	Yonges Island, S.C.	1926-27-28														
Gilliard, Noel (F)	Charleston, S.C.	1982-83-84-85	110	488-1044	.467	0-1	.000	208-374	.556	619-5.6	126	230	43	144	1184	10.8
Gilreath, Joe	Horseshoe, N.C.	1954	6	3-7	.429			0-2	.000						6	1.0
Glur, Gerald (F)	Louisville, Ky.	1961-62-63	81	381-795	.479			267-382	.699	1183-14.6					1029	12.7
Glur, Grayson (F)	Greenville, S.C.	2007	15	5-14	.357	0-0	.000	0-0	.000	9-0.6	2	3	0	3	10	0.7
Gobel, Paul (G)	Chicago Heights, Ill.	1962	5	1-5	.200			2-4	.500	2-0.4					4	0.8
Gonzalez, Paco (F)	Miami, Fla.	2002	31	65-152	.428	0-0	.000	41-82	.500	137-4.4	21	55	2	18	171	5.5
Goolsby, Dan (G)	Apopka, Fla.	1965-66	49	296-713	.415			193-253	.762	183-3.7					785	16.0
Gordon, Brock (F)	Washington, D.C.	1955-56	25	18-53	.339			13-21	.619	43-1.7					49	2.0
Gordon, Nield	Brunswick, Md.	1952-53	51	448-1051	.426			256-437	.585						1152	22.6
Granger, Bud	Greenville, S.C.	1951-52-53														
Graves, Wes (G)	Greensboro, N.C.	1967-68	26	7-14	.500			7-12	.583	9-0.3					23	0.9
Green, Michael (C)	Dalton, Ga.	1997	4	0-11	.000			0-0	.000	13-3.3	1	2	2	1	0	0.0
Green, Steve (G)	Miami, Okla.	1975	29	35-70	.500			19-23	.826	41-1.4	45	58		1	89	3.1
Green, Tazari (F)	Perry, Ga.	1993-94-95	77	134-215	.623			59-101	.584	196-2.5	52	92	11	46	327	4.2
Greene Zach (G)	Boone, N.C.	2009-10	6	0-5	.000	0-4	.000	0-0	.000	1-0.2	0	0	0	0	0	0.0
Griffin, Bob	Easley, S.C.	1946														
Grimm, Bruce (G)	Plymouth, Ind.	1974-76-77-78	89	577-1347	.428			349-432	.808	175-1.9					1503	16.9
Gurley, Noah (F)	Fayetteville, Ga.	2019-20-21	88	422-848	.498	96-279	.344	178-259	.687	405-4.6	152	196	74	68	1118	12.7
Haight, Frank (G)	Greenville, S.C.	1956	4	0-1	.000			0-0	.000	1-0.3					0	0.0
Halford, Jack (C)	Columbia, S.C.	1963-64	41	57-126	.452			39-65	.600	170-4.1					163	4.0
Hall, Michael (G/F)	Atlanta, Ga.	1973-74-75	69	227-478	.474			94-143	.657	227-3.3					548	7.9
Ham, Chuck (F)	Bloomington, Ind.	1984-85	12	4-12	.333			6-11	.545	11-0.9	1	0	0	1	6	0.5
Hamrick, Steven (F)	Fort Worth, Texas	1998-99	7	0-1	.000	0-0	.000	0-2	.000	1-0.1	0	0	0	0	0	0.0
Hanks, Bill (C)	Statesville, N.C.	1955-56-57	46	83-188	.441	38-72	.527			224-4.9					204	4.4
Hanks, William (G/F)	Knoxville, Tenn.	1979-80-81-82	96	183-454	.403	2-7	.285	114-187	.609	289-3.0	92	14	64	482	5.0	
Harness, Rick (G/F)	Marion, Ind.	1977-78-79	46	68-172	.395			30-41	.732	34-0.7	34		0	16	166	3.6
Harder, Bill (G)	Clemson, S.C.	1993	33	95-197	.482	38-88	.432	60-85	.706	83-2.5	171	102	0	31	288	8.7
Hardin, John	Greenville, S.C.	1939														
Harris, Blake (G)	Greenville, S.C.	2023	4	0-0	.000	0-0	.000	0-0	.000	0-0.0	0	0	0	1	0	0.0
Harris, Don (F)	Columbia, S.C.	1976-77-78	41	18-51	.353			20-28	.714	48-1.2	1	14	5	2	56	1.4
Harris, Steve (F)	Simpsonville, S.C.	1994-95	109	425-965	.440	32-108	.296	160-300	.533	488-4.5	243	230	143	42	1042	9.6
Hauser, Gus (G)	Barbourville, Ky.	1998	9	1-10	.100	1-10	.100	2-2	1.000	6-0.7	5	11	0	0	5	0.6
Hawkins, William		1945														
Hayes, T.K. (G)	Chester, N.J.	2014-15-16-17	29	4-17	.235	1-10	.100	5-8	.625	7-0.2	3	6	0	1	14	0.5
Heffelfinger, Bill (F)	Owensboro, Ky.	1968	2	5-10	.500			4-4	1.000	5-2.5					14	7.0
Heicher, Les (F)	Hyattsville, Md.	1962-64-65	58	257-546	.470			122-211	.578	220-3.8					636	11.0
Henderson, Hal (G)	Simpsonville, S.C.	1989-90-91-92	117	406-991	.409	185-504	.367	304-383	.793	319-2.7	469	283	7	194	1301	11.1
Herlong, James	Trenton, S.C.	1924														
Herndon, Clyde (G)	Erhardt, S.C.	1916														
Herring, Jimmie (G/F)	Moultrie, Ga.	1955-56-57	65	175-408	.428			142-244	.581	570-8.8					492	7.6
Hien, Garrett (F)	Charlotte, N.C.	2021-22-23	93	223-426	.523	39-118	.331	64-123	.520	292-3.1	140	95	25	54	549	5.9
Hiers, Wilmont		1951														
Hill, Baron (G)	Seymour, Ind.	1973-74-75	85	152-379	.401			89-117	.761	110-1.3					393	4.6
Hilliard, Fred	Anderson, S.C.	1942														
Hines, Andre (F)	Camden, S.C.	1981	22	67-174	.385	1-3	.333	49-77	.636	149-6.8	10	54	0	16	184	8.4
Hines, Steven (G/F)	Marietta, Ga.	1990-91-92-93	116	249-581	.429	62-179	.346	165-212	.778	344-2.8	157	175	21	66	725	6.3
Hipps, Robert	Canton, N.C.	1925														
Hogg, Roy (F)	Greenville, S.C.	1934														
Holliman, Jimmy (G/F)	Mt. Airy, N.C.	1980-81-82-83	48	26-83	.313	1-6	.167	13-18	.722	32-0.7	22	23	1	11	66	1.4
Hollis, Pete (C)	Greenville, S.C.	1941-42-46														
Hopkins, Claude (C)		1933														
Hosea, Frank (F)	Cincinnati, Ohio	1969	4	8-28	.286			2-5	.400	19-4.8					20	5.0
Hudson, Virgil		1945														
Huff, Henry (F)	Greenville, S.C.	1928														
Huffaker, Don (C)	Monticello, Ky.	1965	6	6-19	.315			2-4	.500	10-1.7					14	2.3
Hughes, Milton	Greenville, S.C.	1947-48-49														
Hughey, Tyrese (F)	Columbus, Ohio	2022-23	57	97-170	.571	20-65	.308	16-27	.593	140-2.5	26	25	15	24	230	4.0
Hunt, Michael (G/F)	Macon, Ga.	1980-81-82-83	87	338-733	.461	9-27	.333	157-205	.765	241-2.8	151	158	7	49	842	9.7
Hunt, Raymond (G)	Greenville, S.C.	1936-37														
Hunt, Russ (F/C)	Milford, Conn.	1971-72-73	81	477-995	.479			294-464	.634	511-6.3					1248	15.4
Hunt, Tyler (F)	Oswego, N.Y.	2012	5	0-0	.000	0-0	.000	0-3	.000	2-0.4	0	1	0	0	0	0.0
Hunt, Wilson (F)	Greenville, S.C.	1936-37														
Hunter, Alex (G)	Raleigh, N.C.	18-19-20-21-22	157	502-1141	.440	318-820	.388	103-138	.746	445-2.8	458	151	4	140	1425	9.1
Hyde, Edwin	Charleston, S.C.	1925														
Irwin, Bryant (F)	Bridgeport, W.Va.	2012-13	60	144-411	.350	77-243	.317	58-93	.624	188-3.1	26	50	22	15	423	7.1
Jackson, Don (G)	Winter Park, Fla.	1971-72	50	216-488	.442			78-121	.644	157-3.1					533	10.7
Jackson, Freeman		1948														
Jackson, Louis	Sumter, S.C.	1940														
Jackson, Tobe (G)	Winston-Salem, N.C.	1980	29	50-129	.388			13-18	.722	51-1.8	48	30	3	13	113	3.9
James, Don (F/G)	Atlanta, Ga.	1968-69	39	34-82	.414			53-75	.706	83-2.1					121	3.1
Jamieson, James (Sub)	Easley, S.C.	1920														
Jean, Jonathan (G)	Tampa, Fla.	2016-17-18	67	38-94	.404	5-27	.185	21-29	.724	60-0.9	78	46	0	24	102	1.5
Jeffords, Bill		1946														
Jennings, Charles (G)	Columbia, S.C.	1961-62-64	59	50-124	.403			55-79	.696						155	2.6
Jeter, J.R. (F)		1915														
Jones, Harry	Greenville, S.C.	1954	7	0-0	.000			1-1	1.000						1	0.1
Jones, Jadee (G)	Minnetonka, Minn.	2006-0														

FURMAN MEN'S BASKETBALL RECORD BOOK

PLAYER	HOMETOWN	YEARS	G	FG-FGA	.PCT	3PM-3PA	.PCT	FTM-FTA	.PCT	REB-AVG	AST	TO	BLK	STL	PTS	AVG
Owens, Jack	Greenwood, S.C.	1951														
Owens, Maurice (G)	Bronx, New York	1999-00	8	5-9	.555	2-5	.400	0-0	.000	1-0.1	4	4	0	4	12	1.5
Owings, Nicholas (Sub)	Simpsonville, S.C.	1920														
Pancoast, Tom (F)	Brigantine, N.J.	1966	25	70-183	.383			36-56	.643	139-5.6					176	7.0
Parham, C.W.	Charleston, S.C.	1924														
Parker, Reggie		1977	2	0-1	.000			0-0	.000	0-0.0	0	0	0	0	0	0.0
Patterson, Jason (G)	Lithonia, Ga.	2003	30	71-170	.418	26-68	.382	27-38	.711	71-2.4	20	50	5	25	195	6.5
Paul, Doug (G)	Cincinnati, Ohio	1969-70	35	19-64	.297			17-28	.607	24-0.7					55	1.6
Peacock, Leroy (G)	Maple Shade, N.J.	1962-63-64	77	426-920	.463			240-313	.767						1092	14.2
Pearce, William	Columbia, S.C.	1922														
Peddrick, Jon (G)	Greensboro, N.C.	1999	1	0-0	.000	0-0	.000	0-0	.000	0-0.0	1	0	0	0	0	0.0
Pegues, JP (G)	Nashville, Tenn.	2022-23	65	181-436	.415	87-251	.347	78-108	.722	173-2.7	171	85	12	28	527	8.1
Perry, Emanuel (F)	Lawrenceville, Ga.	2007-08	8	3-5	.600	0-1	.000	1-1	1.000	3-0.4	0	0	0	0	7	0.9
Petrovic, Steven (C)	Belgrade, Yugoslavia	1999-00	43	31-62	.500	0-0	.000	25-43	.581	71-1.7	8	32	21	11	87	2.0
Phillips, Bill	Greenville, S.C.	1947-48-49														
Picardi, Chris (G)	Belmont, Mass.	2009-10	6	1-6	.167	0-1	.000	0-0	.000	2-0.3	1	0	1	0	2	0.3
Pigg, Everette	Midlands, N.C.	1952-53														
Pike, Dan (G)	Cincinnati, Ohio	1962-63	32	27-84	.321			18-37	.486						72	2.3
Pinson, Bobby (G)	Henderson, Ky.	1960-61-62	76	267-570	.451			144-221	.651						678	8.9
Pinson, Byron (G)	Henderson, Ky.	1957-58-59-60	103	601-1438	.418			396-561	.705	620-6.0					1598	15.5
Pirri, Steve (G)	White Plains, N.Y.	1978	3	1-2	.500			0-0	.000	3-1.0	0	0	0	0	2	0.7
Poag, J.D. (G)		1915														
Pojatina, Marijan (C)	Zagreb, Croatia	2001-02-03-04	100	113-242	.467	0-1	.000	36-68	.529	226-2.3	54	102	114	23	262	2.6
Ponder, Doug (F)	Asheville, N.C.	1968	3	1-3	.333			0-0	.000	0-0.0	0	0	0	0	2	0.7
Poole, Bob	Raleigh, N.C.	1952-54	34	23-72	.319			15-26	.580						61	1.8
Possinger, Guy	Philadelphia, Pa.	1952	16	10-25	.400			5-13	.384						25	1.5
Poteat, Gordon (F)	Greenville, S.C.	1909-10														
Powell, Jimmy (G)	Jacksonville, Fla.	1940-41-42														
Powers, Jim (G)	Elkhart, Ind.	1975	12	4-4	1.000			5-7	.714	2-0.2	1	4	0		13	1.1
Prentice, Byrant (F)	Green Bay, Wisc.	1961	3	0-0	.000			0-1	.000	0-0.0					0	0.0
Prevost, Bill (F/C)	Greenville, S.C.	1974-75-76	15	4-10	.400			2-2	1.000	11-0.7					10	0.7
Price, Cedrick (C)	Savannah, Ga.	2002-03-04-05	51	20-53	.377	1-1	1.000	6-11	.545	44-0.9	7	27	2	6	47	0.9
Prince, Jim		1951														
Prowell, Quan (F)	Columbus, Ga.	2004-05	39	174-324	.537	40-106	.377	72-103	.699	188-4.8	27	61	33	44	460	11.8
Pruitt, George	Greenville, S.C.	1947-50														
Pruitt, Sam (F)	Anderson, S.C.	1910-11														
Pugh, Jaylon (G)	Cartersville, Ga.	2019-20-21-22	67	56-135	.415	43-109	.394	13-19	.684	56-0.8	17	24	1	15	168	2.5
Punch, Gerard (G/F)	Phoenix, Ariz.	2004-05-06-07	108	208-436	.477	54-166	.325	85-125	.680	421-3.9	122	146	20	80	555	5.1
Purcell, Jim (G)	Asheville, N.C.	1979	5	0-1	.000			0-0	.000	1-0.2	0	0	0	0	0	0.0
Quigley, Daniel (F)	Tipton, Ind.	1996-97-98-99	109	359-751	.478	53-163	.325	133-205	.649	719-6.6	75	164	52	47	904	8.3
Quisenberry, Curry (G)	Clinton, Miss.	1920-21-22-23														
Rafferty, Matt (F)	Hinsdale, Ill.	2016-17-18-19	116	505-877	.576	40-128	.313	290-384	.755	851-7.3	311	166	98	186	1340	11.6
Railey, Dave		1955	21	57-151	.378			41-65	.631	89-4.2					155	7.4
Ranich, Sam (G)	Zeigler, Ill.	1930-31														
Rasor, John	Greenville, S.C.	1923-24														
Reddick, Charlie (G)	Powder Springs, Ga.	2011-12-13-14	104	250-609	.411	115-330	.348	131-181	.724	433-4.2	132	144	39	91	746	7.2
Reddick, Colin (F)	Powder Springs, Ga.	2010-11-12-13	122	309-670	.461	0-1	.000	214-308	.695	573-4.7	108	176	105	71	832	6.8
Reid, Shawn (G)	Toledo, Ohio	1984-86-87-88	117	599-1302	.460	146-324	.450	180-234	.769	315-2.7	286	194	8	126	1524	13.0
Repass, James (F)	Jacksonville, Fla.	2022	14	5-11	.455	0-1	.000	0-0	.000	7-0.5	2	3	0	2	10	0.7
Revis, G.L.		1945														
Rhine, J.C. (G)	Columbia, S.C.	1957-58-59	40	22-67	.328			29-42	.690	26-0.7					73	1.8
Rice, Clinton (G)	Pelzer, S.C.	1916														
Richardson, Darrel	Flat River, Mo.	1939														
Richardson, John	Cross Hill, S.C.	1940														
Richardson, Robert (C)	Simpsonville, S.C.	1920														
Riddick, Pat	Greenville, S.C.	1950-51														
Riddle, Harvard (G)	Taylors, S.C.	1957	1	0-0	.000			0-0	.000	0-0.0					0	0.0
Riggins, Wayland		1945														
Roberts, Bobby	Greenville, S.C.	1952-53														
Robertson, William	Greenville	1925														
Robinson, Joseph	Blackstone, S.C.	1924														
Rogers, Graham (G)	Greer, S.C.	2011-12	5	0-0	.000	0-0	.000	0-0	.000	0-0.0	0	0	0	0	0	0.0
Roland, Lee		1945														
Roper, Cleo (C)	Six Mile, S.C.	1933-34-35														
Ross, Steve (C)	Taylors, S.C.	1956-57-58-59	78	234-587	.399			136-229	.594	673-8.6					604	7.7
Russell, George	Greenville, S.C.	1951														
Ruth, Charles (F)	Fletcher, N.C.	1954-55-56	59	65-143	.454			41-90	.456						171	2.9
Rwabigwi, Adonis (F)	Kigali, Rwanda	2014	24	44-80	.550	0-0	.000	26-46	.565	82-3.4	9	39	24	7	114	4.8
Saaka, Amu (F)	Decatur, Ga.	2010-11	63	330-726	.455	90-249	.361	237-303	.782	430-6.8	85	124	24	44	987	15.7
Sacco, Neil (F)	Brooklyn, N.Y.	1933-34														
Saier, Frank (C)	West Palm Beach, Fla.	1965	19	40-94	.426			19-53	.358	100-5.3					99	5.2
Salyer, Ronnie (C)	Jacksonville, Fla.	1957-58	12	14-40	.350			19-28	.679	32-2.7					47	3.9
Sanders, Nicholas (F)	Leavenworth, Kan.	2002-03-04-05	120	213-457	.466	25-74	.338	102-148	.689	453-3.8	197	139	29	98	553	4.6
Sapoch, Meek (G)	Blacksburg, S.C.	1913-14														
Sarrett, Bane (F)	Beckley, W.Va.	1965-66	42	282-617	.457			77-108	.713	309-7.4					641	15.3
Schaffer, Norman (C)	Ormond Beach, Fla.	1963-64-65	59	142-339	.419			90-154	.584	346-5.9					361	6.1
Schrengost, Matt (G/F)	Marietta, Ga.	1994-95-96-97	90	139-346	.402	69-207	.333	89-121	.736	191-2.1	81	76	12	30	436	4.8
Schuck, Brady	Charleston, S.C.	2017-18-19	33	10-24	.417	2-10	.200	14-18	.778	14-0.4	1	4	0	1	36	1.1
Schueler, Jack	Florence, S.C.	1942														
Sebirumbi, Brandon (F)	Keller, Texas	2009-10-11-12	123	295-554	.532	0-1	.000	313-478	.655	479-3.9	87	184	45	50	903	7.3
Seemann, Jeff (G)	Toledo, Ohio	1973-74	20	8-16	.500			4-6	.667	5-0.3					20	1.0
Selvy, Charles (G)	Corbin, Ky.	1969-70-71	61	200-514	.389			135-191	.707	148-2.4					535	8.8
Selvy, David (G/F)	Corbin, Ky.	1964-65	50	258-587	.439			134-168	.798	248-4.9					650	13.0
Selvy, Frank (G)	Corbin, Ky.	1952-53-54	78	922-2143	.430			694-906	.766						2538	32.5
Seraphim, George (G/F)	Rio De Janeiro, Brazil	2001	22	19-50	.380	5-21	.238	8-14	.571	29-1.3	12	20	1	8	51	2.3
Sexton, Jeff (F/C)	Memphis, Tenn.	1992-93-94-95	100	280-617	.453	48-150	.320	95-158	.601	320-3.2	79	116	26	23	703	7.0
Shepard, David (F)	Hialeah, Fla.	1958-59	50	107-233	.459			73-114	.640	234-4.7					287	5.7

FURMAN MEN'S BASKETBALL RECORD BOOK

PLAYER	HOMETOWN	YEARS	G	FG-FGA	PCT	3PM-3PA	PCT	FTM-FTA	PCT	REB-AVG	AST	TO	BLK	STL	PTS	AVG
Whitt, Carter	Raleigh, N.C.	2023	29	27-89	.303	15-58	.259	4-9	.444	47-1.6	60	36	3	11	73	2.5
Whittington, Steve (G)	North Wilkesboro, N.C.	1976	27	135-310	.435			33-54	.611	78-2.9	56	88	3		303	11.2
Wideman, Larry (G)	Loris, S.C.	2013-14-15-16	127	246-679	.362	126-389	.324	105-154	.682	273-2.1	115	162	21	44	723	5.7
Wilkins, Roland	Cowpens, S.C.	1922														
Wilkins, William (G)	Inman, S.C.	1926-27-28														
Williams, Alex (G)	Xenia, Ohio	2022-23	43	84-186	.452	42-111	.378	21-35	.600	90-2.1	18	22	3	11	231	5.4
Williams, Bill (F)	Tarpon Springs, Fla.	1975	3	0-1	.000			0-0	.000	1-0.3	0	0	0		0	0.0
Williams, Brent (C)	Dunwoody, Ga.	1988-89	41	14-29	.482	0-1	.000	7-15	.467	31-2.6	23	31	24	9	136	3.3
Williams, Jalen (F)	Greenville, S.C.	2017-18-19	77	59-125	.472	0-0	.000	64-92	.696	208-2.7	21	57	34	12	182	2.4
Williams, Louis	Greenville, S.C.	1945														
Wilson, Dag (F/C)	Williamston, S.C.	1959-60	50	311-608	.511			275-381	.722	625-12.5					897	17.9
Wofford, C.J. (C)		1937														
Wofford, Hugh (F)	Starr, S.C.	1939-40														
Woods, Stanley (G)	Atlanta, Ga.	1977-78	24	20-49	.408			19-29	.655	19-0.8	12	28	0	6	59	2.5
Wood, John (F)	Tigerville, S.C.	1927														
Wright, Dick (G)	Lansdowne, Pa.	1956-57-58	107	646-1739	.371			486-816	.596	483-4.5					1778	16.6
Wright, Sylvester	Corbin, Ky.	1953-54-55														
Zeigler, Kenny (F)	Lithonia, Ga.	2000-01-02-03	112	315-692	.455	6-26	.230	235-339	.693	726-6.5	76	142	63	110	966	8.6



FURMAN MEN'S BASKETBALL RECORD BOOK

1908-1909 (3-1)

O. 30	21-19	W	South Carolina	A
N. 6	19-24	L	Spartanburg YMCA	A
N. 23	30-10	W	Wofford	H
J. 15	24-22	W	Wofford	A

1909-1910 (2-6)

N. 1	42-37	W	Davidson	H
N. 20	33-6	W	Monaghan YMCA	H
J. 31	9-54	L	Wake Forest	A
F. 1	5-84	L	Duke	A
F. 2	25-73	L	Davidson	A
F. 3	3-109	L	Charlotte YMCA	A
F. 4	34-62	L	Spartanburg YMCA	A
F. 23	21-70	L	Wake Forest	H

1910-11 (2-1)

O. 28	24-33	L	Monaghan YMCA	H
D. 3	32-24	W	Monaghan YMCA	H
J. 27	16-13	W	Newberry	H

1911-1912 (0-2)

F. 9	12-46	L	Clemson	H
M. 6	15-20	L	Butler Guards	H

1912-1913 (1-4)

J. 18	32-69	L	Clemson	A
J. 31	20-46	L	Wofford	H
F. 6	11-24	L	Wofford	A
F. 14	30-9	W	Presbyterian	H
F. 22	24-39	L	Clemson	H

1913-1914 (5-4)

--	31-6	W	Presbyterian	--
--	30-19	W	Erskine	H
J. 10	20-27	L	Clemson	A
J. 17	30-9	W	Bailey Military	A
J. 31	17-23	L	Monaghan YMCA	H
--	29-19	W	Erskine	H
--	23-33	L	Wofford	--
F. 14	16-32	L	South Carolina	A
F. 16	27-2	W	Bailey Military	A

1914-1915 (0-3)

F. 5	25-27	L	Clemson	A
F. 11	18-24	L	South Carolina	A
F. 20	26-27	L	Clemson	H

1915-1916 (2-6)

J. 10	18-24	L	Central YMCA	A
J. 26	38-30	W	Woodside YMCA	A
J. 28	12-70	L	Monaghan YMCA	A
F. 7	18-45	L	South Carolina	A
F. 13	12-50	L	Wofford	A
F. 14	42-23	W	South Carolina	H
F. 15	22-51	L	Presbyterian	H
F. 22	24-45	L	Wofford	H

1916-1919 (No Games Played)

1919-1920 (2-12)

Coach: W.L. Laval					
J. 2	26-49	L	Georgia	A
J. 10	25-35	L	Florida	H
J. 17	23-38	L	Clemson	H
J. 20	26-19	W	College of Charleston	H
J. 27	16-22	L	The Citadel	H
F. 4	18-36	L	Clemson	H
F. 22	11-16	L	South Carolina	A
F. 23	26-69	L	Mississippi State	H
F. 28	16-24	L	Newberry	H
M. 2	19-28	L	Clemson	A
M. 3	13-21	L	Newberry	A
M. 4	14-18	L	South Carolina	H
M. 5	34-23	W	College of Charleston	A
M. 7	16-19	L	The Citadel	H

1920-1921 (1-12)

Coach: W.L. Laval					
J. 8	25-71	L	Georgia	H
J. 14	15-50	L	Clemson	A
J. 21	24-44	L	Georgia Tech	A
J. 22	17-61	L	Atlanta Athletic	A
F. 2	37-15	W	College of Charleston	H
F. 9	11-28	L	The Citadel	H
F. 11	16-28	L	South Carolina	H
F. 12	25-37	L	Florida	H

F. 24	24-34	L	Newberry	H
S.I.A.A. Tournament (Atlanta, Ga.)					
F. 25	7-41	L	Mississippi State	M.
M. 4	28-22	W	College of Charleston	A
M. 5	21-31	L	The Citadel	A
M. 7	15-21	L	South Carolina	A
--	21-56	L	Wofford	--

1921-1922 (8-7)

Coach: W. L. Laval					
J. 13	25-46	L	Newberry	H
J. 14	22-32	L	Georgia	H
J. 18	39-37	W	Spartanburg YMCA	H
J. 21	44-21	W	Piedmont	H
J. 24	27-17	W	Clemson	A
J. 27	34-43	L	Greenville YMCA	H
J. 30	45-26	W	Clemson	H
F. 2	24-39	L	Newberry	A
F. 3	25-7	W	College of Charleston	A
F. 4	31-36	L	The Citadel	A
F. 6	23-30	L	South Carolina	A
F. 14	59-11	W	College of Charleston	H
F. 16	30-20	W	The Citadel	H
F. 20	27-24	W	South Carolina	H

1922-1923 (11-7)

Coach: W. L. Laval					
F. 24	30-55	L	Chattanooga	A

1923-1924 (7-7)

Coach: W. L. Laval					
J. 12	28-48	L	Georgia	H
J. 15	35-26	W	Clemson	H
J. 19	26-13	W	South Carolina	H
J. 22	23-21	W	Presbyterian	A
J. 30	14-23	L	Clemson	A
J. 31	44-22	W	Auburn	H
F. 3	36-32	W	Georgetown (Ky.)	H
F. 5	18-25	L	Clemson	H
F. 7	31-23	W	The Citadel	H
F. 9	40-32	W	Newberry	H
F. 13	36-14	W	College of Charleston	H
F. 15	12-26	L	Newberry	A
F. 16	34-24	W	South Carolina	A
F. 17	25-34	L	The Citadel	A
F. 19	60-17	W	Presbyterian	H
F. 23	34-39	L	Davidson	H

1923-1924 (7-7)

Coach: W. L. Laval					
S.I.A.A. Tournament (Atlanta, Ga.)					
F. 27	40-21	W	Millsaps	F.
F. 28	23-47	L	Mississippi State	F.

1924-1925 (9-7)

Coach: W. L. Laval					
J. 10	20-34	L	Georgia	H
J. 12	42-36	W	Georgia Tech	H
J. 16	21-24	L	Newberry	A
J. 18	38-32	W	South Carolina	H
J. 22	19-11	W	Clemson	A
J. 24	27-50	L	Georgia	A
J. 30	25-32	L	North Carolina State	H
F. 6	29-32	L	Duke	A
F. 8	39-11	W	The Citadel	H
F. 9	48-22	W	Newberry	H
F. 20	24-13	W	Clemson	H
F. 22	32-36	L	South Carolina	A
F. 23	28-16	W	The Citadel	A

1924-1925 (9-7)

Coach: W. L. Laval					
S.I.A.A. Tournament (Macon, Ga.)					
F. 27	23-24	L	Newberry	F.

1924-1925 (9-7)

Coach: W. L. Laval					
J. 11	19-28	L	Mercer	A
J. 12	36-42	L	Jewish Progressive	A
J. 16	28-39	L	Georgia	H
J. 27	53-21	W	Presbyterian	H
J. 31	39-19	W	Georgetown (Ky.)	H
F. 3	34-43	L	Newberry	A
F. 6	30-25	W	South Carolina	A
F. 7	32-38	L	The Citadel	A
F. 9	67-7	W	Rollins	H
F. 10	51-33	W	Presbyterian	A
F. 12	31-32	L	The Citadel	H
F. 17	33-31	W	Newberry	H
F. 19	34-17	W	Clemson	H
F. 21	41-11	W	Clemson	A

F. 24	48-32	W	Virginia Tech	H
S.I.A.A. Tournament (Macon, Ga.)					
F. 25	30-38	L	Birmingham Southern	F.

1925-1926 (11-9)

Coach: W. L. Laval					
J. 2	35-68	L	Atlanta Athletic	A
J. 5	30-26	W	Jewish Progressive	A
J. 6	34-43	L	Georgia	A
J. 9	17-22	L	Duke	H
J. 20	56-18	W	Hampden-Sydney	H
F. 29	44-24	W	Newberry	H
F. 3	36-20	W	Clemson	A
F. 5	18-26	L	College of Charleston	A
F. 6	23-37	L	The Citadel	A
F. 9	55-33	W	Presbyterian	H
F. 15	46-16	W	College of Charleston	H
F. 16	29-31	L	Davidson	H
F. 19	43-26	W	South Carolina	H
F. 23	37-17	W	Clemson	H
F. 24	24-31	L	South Carolina	A
F. 25	34-38	L	Newberry	A
F. 27	51-25	W	Presbyterian	A
M. 1	33-22	W	The Citadel	H

1926-1927 (16-4)

Coach: W. L. Laval					
J. 4	24-26	L	Jewish Progressive	A
J. 5	20-39	L	Georgia	A
J. 8	21-37	L	Atlanta Athletic	A
J. 12	54-17	W	Piedmont	H
J. 15	37-25	W	The Citadel	A
J. 17	54-33	W	College of Charleston	A
J. 18	33-27	W	South Carolina	A
J. 22	43-21	W	South Carolina	H
J. 23	43-27	W	Spartanburg Athletic	H
J. 28	37-34	W	Spartanburg Athletic	H
J. 29	39-24	W	Davidson	H
F. 4	43-27	W	Wake Forest	H
F. 10	59-11	W	Presbyterian	H
F. 18	41-22	W	Clemson	A
F. 19	57-22	W	Florida	H
F. 21	50-28	W	Clemson	H
F. 22	41-37	W	Davidson	H
F. 24	55-31	W	College of Charleston	H
F. 26	43-37	W	The Citadel	H

1927-1928 (16-3)

Coach: A. W. Norman					
--	53-31	W	Piedmont	--
J. 4	23-46	L	Georgia	A
J. 5	34-21	W	Jewish Progressive	A
J. 7	33-26	W	Clemson	H
J. 13	33-25	W	Davidson	A
J. 16	46-22	W	Presbyterian	A
J. 23	48-25	W	Oglethorpe	H
J. 25	49-26	W	Wofford	H
J. 28	41-42	L	The Citadel (ot)	A
J. 30	58-32	W	College of Charleston	A
F. 3	35-18	W	Clemson	A
F. 10	44-21	W	Florida	H
F. 11	44-36	W	South Carolina	H
F. 15	59-22	W	The Citadel	H
F. 16	32-27	W	Davidson	H
F. 20	41-34	W	South Carolina	A
F. 22	47-21	W	Presbyterian	H
F. 25	40-27	W	Wofford	A

1928-1929 (12-6)

Coach: A. P. McLeod					
S.I.A.A. Tournament (Atlanta, Ga.)					
M. 1	38-48	L	Chattanooga	M.

1928-1929 (12-6)

Coach: A. P. McLeod					
J. 7	26-34	L	Wake Forest	A
J. 8	34-43	L	North Carolina State	A
J. 9	55-40	W	Davidson	H
J. 17	39-40	L	Newberry	H
J. 19	58-22	W	Presbyterian	A
J. 22	67-22	W	Presbyterian	H

J. 26	41-24	W	Wofford	A
J. 28	43-34	W	Newberry	A
F. 2	42-33	W	Clemson	H
F. 4	36-45	L	Erskine	H
F. 9	29-28	W	Clemson	A
F. 13	50-21	W	Erskine	H
F. 16	42-46	L	South Carolina	A
F. 18	37-24	W	The Citadel	H
F. 21	40-22	W	South		

FURMAN MEN'S BASKETBALL RECORD BOOK

J. 11	19-26	L	Presbyterian	A
J. 14	25-40	L	Davidson	H
J. 17	26-23	W	Newberry	H
J. 20	37-39	L	College of Charleston	H
J. 22	15-46	L	Clemson	A
J. 29	26-34	L	Wofford	A
F. 3	40-33	W	South Carolina	A
F. 5	17-25	L	Esquire	A
F. 8	36-35	W	Presbyterian	H
F. 11	44-42	W	Newberry	A
F. 15	35-43	L	Clemson	H
F. 17	36-46	L	The Citadel	H
F. 19	26-34	L	Wofford	H
F. 21	41-38	W	South Carolina	H
F. 24	22-47	L	Washington & Lee	A
F. 26	36-61	L	Davidson	A

1938-1939 (6-16, 0-11, 15th in SoCon)

Coach: Bob Smith

J. 3	41-72	L	Wake Forest	H
J. 4	42-26	W	Erskine	A
J. 5	52-24	W	College of Charleston	A
J. 6	28-32	L	The Citadel	A
J. 9	53-17	W	College of Charleston	H
J. 11	43-23	W	Newberry	H
J. 13	31-40	L	Davidson	H
J. 16	29-28	W	Wofford	H
J. 17	34-72	L	South Carolina	A
J. 19	27-29	L	Erskine	H
J. 21	31-43	L	Clemson	A
F. 2	33-84	L	Marshall	H
F. 6	33-54	L	VMI	A
F. 8	37-53	L	Wake Forest	A
F. 11	32-40	L	South Carolina	H
F. 14	44-40	W	Presbyterian	H
F. 16	34-56	L	The Citadel	H
F. 17	32-36	L	Presbyterian	A
F. 18	32-54	L	Wofford	A
F. 22	28-41	L	Clemson	H
F. 24	40-51	L	Newberry	A
F. 28	27-53	L	Davidson	A

1939-1940 (11-11, 5-7, 12th in SoCon)

Coach: Bob Smith

J. 3	32-25	W	South Carolina	A
J. 4	20-17	W	College of Charleston (ot)	A
J. 5	24-30	L	The Citadel	A
J. 8	53-32	W	Newberry	H
J. 11	36-56	L	Wake Forest	H
J. 12	36-68	L	Clemson	A
J. 13	43-33	W	Davidson	H
J. 15	43-31	W	Presbyterian	H
J. 17	37-52	L	Wofford	A
J. 29	37-47	L	William & Mary	H
F. 2	49-45	W	Wofford	H
F. 6	36-42	L	Presbyterian	A
F. 7	23-31	L	Erskine	A
F. 11	47-38	W	College of Charleston	H
F. 12	54-43	W	South Carolina	H
F. 14	38-37	W	Clemson	H
F. 15	32-31	W	Erskine	H
F. 19	42-49	L	Newberry	A
F. 21	35-36	L	The Citadel	H
F. 23	31-32	L	North Carolina State	A
F. 24	46-43	W	Wake Forest	A
F. 26	39-46	L	Davidson	A

1940-1941 (4-13, 1-10, 14th in SoCon)

Coach: Bob Smith

J. 6	32-43	L	Clemson	A
J. 8	28-20	W	Wofford	A
J. 10	32-38	L	South Carolina	A
J. 11	48-44	W	The Citadel	A
J. 16	36-37	L	George Washington	H
J. 29	34-45	L	Davidson	H
J. 31	31-32	L	South Carolina	H
F. 4	27-52	L	Washington & Lee	A
F. 5	25-38	L	Richmond	A
F. 6	35-27	W	Hampden-Sydney	A
F. 7	32-64	L	William & Mary	A
F. 8	28-50	L	Washington & Lee	A
F. 13	36-56	L	Clemson	H
F. 18	40-47	L	Davidson	A
F. 19	51-59	L	Wake Forest	H
F. 20	41-46	L	Wofford	H
F. 24	53-35	W	The Citadel	H

1941-42 (10-9, 7-8, 9th in SoCon)

Coach: Bob Smith

J. 9	35-33	W	South Carolina	H
J. 10	40-39	W	Clemson	A
J. 16	46-27	W	Camp Croft	H
J. 30	26-58	L	South Carolina	A
J. 31	22-40	L	The Citadel	A
F. 3	42-22	W	The Citadel	H
F. 6	37-35	W	William & Mary	H
F. 10	56-42	W	Clemson	H
F. 12	18-69	L	George Washington	A
F. 13	54-46	W	Richmond (ot)	A
F. 14	38-43	L	Hampden-Sydney	A
F. 16	42-57	L	Virginia Tech	A
F. 17	38-43	L	VMI	A
F. 18	31-37	L	Washington & Lee	A
F. 19	29-34	L	Davidson (ot)	A
F. 23	42-34	W	Wofford	A
F. 24	29-42	L	Wake Forest	H
F. 26	53-37	W	Wofford	H
F. 27	43-39	W	Davidson	H

1942-1943 (No Games Played)

1943-1944 (No Games Played)

1944-45 (2-15, 0-8, 14th in SoCon)

Coach: Selwyn Edwards

J. 10	29-44	L	Newberry	H
J. 12	28-46	L	The Citadel	A
J. 13	32-46	L	The Citadel	A
J. 17	32-39	L	Davidson	A
J. 19	36-57	L	The Citadel	H
J. 20	52-60	L	The Citadel	H
J. 27	24-29	L	Clemson	A
F. 2	41-75	L	South Carolina	H
F. 3	49-31	W	Wofford	H
F. 7	17-71	L	South Carolina	A
F. 9	48-58	L	Presbyterian	H
F. 10	32-34	L	Newberry	A
F. 16	37-39	L	Davidson	A
F. 17	46-26	W	Presbyterian	A
F. 21	31-34	L	Clemson	A
F. 24	40-56	L	Wofford	A
F. 28	33-50	L	Davidson	A

1945-1946 (15-4, 7-4, 3rd in SoCon)

Coach: Lyles Alley

J. 4	44-29	W	Wofford	H
J. 11	38-34	W	Davidson	H
J. 12	40-47	L	Davidson	H
J. 15	36-44	L	Clemson	A
J. 28	50-42	W	South Carolina	H
J. 29	38-36	W	Davidson	A
J. 30	49-46	W	Davidson	A
F. 1	39-22	W	Wofford	A
F. 2	54-50	W	Newberry	A
F. 5	50-58	L	South Carolina	A
F. 7	47-39	W	Presbyterian	H
F. 8	52-33	W	Newberry	A
F. 15	58-39	W	College of Charleston	A
F. 16	65-45	W	The Citadel	H
F. 19	49-39	W	Clemson	H
F. 20	32-36	L	Wake Forest	H
F. 22	58-44	W	College of Charleston	H
F. 23	50-33	W	Presbyterian	H
F. 25	58-45	W	The Citadel	H

1946-1947 (9-10, 5-7, 12th in SoCon)

Coach: Lyles Alley

J. 6	55-51	W	Presbyterian	H
J. 9	36-28	W	Wake Forest	H
J. 13	60-35	W	Presbyterian	A
J. 16	59-50	W	College of Charleston	A
J. 17	59-51	W	The Citadel	A
J. 18	42-47	L	South Carolina	H
J. 22	43-45	L	West Texas State	N1
J. 25	52-41	W	The Citadel	H
J. 27	52-53	L	Wake Forest	A
J. 28	33-53	L	North Carolina State	A
J. 31	55-57	L	South Carolina	A
F. 4	43-45	L	Wofford	H
F. 8	51-71	L	North Carolina State	H
F. 15	45-57	L	Davidson	H
F. 17	65-53	W	Clemson	H
F. 21	46-49	L	Wofford	A
F. 24	50-45	W	Clemson	A

F. 27	64-51	W	College of Charleston	H
F. 28	51-68	L	Davidson	A
N1 -- Miami, Fla. (Orange Bowl)					

1947-1948 (11-15, 3-10, 14th in SoCon)

Coach: Lyles Alley

D. 5	66-74	L	Georgia	A
D. 8	51-50	W	William & Mary	H
D. 12	63-62	W	Georgetown (Ky.)	N1
D. 13	49-73	L	Eastern Kentucky	N2
D. 15	54-53	W	Georgia Tech	A
D. 16	47-45	W	Riddle	H
D. 27	40-85	L	Eastern Kentucky	N3
D. 29	69-55	W	Riddle	N4
J. 3	78-60	W	Morehead State	N3
J. 6	44-49	L	Georgia	H
J. 10	49-95	L	North Carolina State	H
J. 13	64-65	L	Georgia Tech	H
J. 16	33-40	L	The Citadel	A
J. 17	73-51	W	College of Charleston	A
J. 24	64-66	L	The Citadel	H
J. 27	55-72	L	Wake Forest	A
J. 28	34-73	L	North Carolina State	A
J. 31	55-67	L	South Carolina	A
F. 3	46-57	L	Davidson	H
F. 4	52-77	L	Clemson	A
F. 7	55-54	W	VMI	H
F. 13	50-38	W	South Carolina	H
F. 16	58-57	W	Wofford	A
F. 20	61-63	L	Clemson	H
F. 23	60-54	W	Wofford (ot)	H
F. 26	39-75	L	Davidson	A
N1 -- Louisville, Ky.					
N2 -- Cincinnati, Ohio					
N3 -- Tampa, Fla.					
N4 -- Miami, Fla.					

1948-1949 (8-14, 4-11, 15th in SoCon)

Coach: Lyles Alley

D. 5	45-74	L	Georgia	A
D. 18	49-64	L	Georgia Tech	A
J. 3	71-56	W	Georgia	H
J. 7	65-57	W	The Citadel	H
J. 13	48-45	W	Clemson	H
J. 14	50-48	W	College of Charleston	A
J. 15	55-38	W	The Citadel	A
J. 18	57-81	L	North Carolina State	H
J. 29	44-61	L	North Carolina	A
J. 31	62-72	L	South Carolina	A
F. 1	56-45	W	College of Charleston	H
F. 4	66-75	L	Washington & Lee	A
F. 5	66-68	L	VMI	A
F. 7	60-73	L	William & Mary	A
F. 9	40-56	L	Davidson	A
F. 12	68-59	W	South Carolina	H
F. 18	46-59	L	Davidson	H
F. 19	91-81	W	Wofford (ot)	H
F. 21	57-59	L	Wofford	A
F. 22	45-76	L	North Carolina State	A
F. 23	55-67	L	Wake Forest	A
F. 26	53-70	L	Clemson	A

1949-1950 (9-12, 4-8, 11th in SoCon)

Coach: Melvin Bell

D. 6	53-49	W	Newberry	H
D. 10	56-87	L	Georgia Tech	A
D. 13	61-52	W	Wofford	A
J. 3	41-52	L	South Carolina	H
J. 7	56-55	W	Clemson	H
J. 10	48-49	L	South Carolina	A
J. 11	41-50	L	Wake Forest	H
J. 13	52-58	L	Davidson	H
J. 14	44-58	L	Presbyterian	A
J. 17	40-23	W	The Citadel	H
J. 28	48-52	L	The Citadel	A
J. 30	56-53	W	College of Charleston	A
F. 2	63-58	W	Presbyterian	H
F. 4	38-74	L	North Carolina State	A
F. 7	67-28	W	College of Charleston	H
F. 10	53-59	L	North Carolina	H
F. 11	58-55	W	VMI	H
F. 18	56-52	W	Clemson	A
F. 20	65-71	L	Wofford	H
F. 22	58-68	L	Davidson	A
F. 25	58-65	L	Newberry	A



Lyles Alley

1

FURMAN MEN'S BASKETBALL RECORD BOOK

N1 -- Charlotte, N.C.

1955-56 (12-16, 7-7, 6th in SoCon)

Coach: Lyles Alley

D. 2	86-66	W	Davidson	A
D. 6	71-85	L	West Virginia	A
D. 10	85-68	W	Virginia Tech	H
D. 13	105-68	W	Wofford	H
D. 17	90-61	W	The Citadel	A
J. 3	92-130	L	Richmond	H
J. 7	102-53	W	Newberry	H
J. 9	81-92	L	William & Mary	A
J. 10	94-85	W	Richmond	A
J. 12	72-70	W	Davidson	A
J. 14	112-68	W	The Citadel	H
J. 18	75-85	L	Georgia Tech	H
J. 21	99-112	L	Clemson	H
J. 28	73-76	L	West Virginia	N1
F. 4	109-85	W	William & Mary	H
F. 6	109-126	L	George Washington	H
F. 9	85-100	L	New York University	A
F. 10	65-73	L	LaSalle	A
F. 11	82-84	L	St. Joseph's	A
F. 14	97-109	L	South Carolina	A
F. 16	75-77	L	Virginia Tech	A
F. 17	87-107	L	George Washington	A
F. 20	98-88	W	Erskine	H
F. 23	91-80	W	Clemson	A
F. 25	84-89	L	South Carolina	H
F. 27	115-117	L	Presbyterian	H

Southern Conference Tournament
(Richmond, Va.)

M. 1	84-70	W	Virginia Tech	A
M. 2	74-77	L	West Virginia	N1

N1 -- Charlotte, N.C.

1956-57 (10-17, 7-5, 4th in SoCon)

Coach: Lyles Alley

D. 1106-114	L	Tennessee	H	
D. 4	66-94	L	North Carolina	A
D. 6	74-93	L	Georgia Tech	A
D. 11	69-66	W	William & Mary	A
D. 14	75-61	W	Davidson	A
D. 15	91-88	W	Virginia Tech	H

Louisiana Invitational Tournament
(Shreveport, La.)

D. 27	73-83	L	Centenary	A
D. 28	81-79	W	VMI	A
D. 29	80-72	W	Louisiana Tech	A

Senior Bowl Tournament
(Mobile, Ala.)

J. 2	56-67	L	Spring Hill	A
J. 3	96-108	L	Florida State	A
J. 5	95-110	L	West Virginia	A
J. 7	85-81	W	Virginia Tech	A
J. 9	104-85	W	Davidson	H
J. 12	76-77	L	The Citadel	A
J. 18	77-80	L	Clemson	A
J. 26	82-90	L	West Virginia	N1
J. 29	89-74	W	Wofford	A
F. 2	98-103	L	South Carolina	H
F. 4	80-78	W	William & Mary	A
F. 5	73-80	L	Richmond	A
F. 13	99-97	W	Richmond	H
F. 16	79-85	L	The Citadel	H
F. 19	77-85	L	South Carolina	A
F. 21	79-91	L	Clemson	H
F. 25	69-92	L	Presbyterian	A

Southern Conference Tournament
(Richmond, Va.)

M. 1	71-90	L	Richmond	A
------	-------	---	----------	-------	---

N1 -- Charlotte, N.C.

1957-1958 (10-16, 4-8, 7th in SoCon)

Coach: Lyles Alley

D. 2	61-84	L	Tennessee	A
D. 6	45-83	L	Pittsburgh	A
D. 7	67-105	L	West Virginia	A
D. 10	78-96	L	Presbyterian	A
D. 12	71-94	L	North Carolina	N1
D. 14	95-89	W	Florida State	H
J. 2	64-74	L	Georgia Tech	A
J. 11	69-85	L	The Citadel	A
J. 16	70-72	L	Davidson	A
J. 25	84-109	L	West Virginia	H
J. 28	108-95	W	Presbyterian	H
J. 30	89-77	W	South Carolina	H

F. 1	89-73	W	William & Mary	H
F. 3	52-74	L	George Washington	A
F. 4	76-102	L	Virginia Tech	A
F. 7	66-68	L	Wofford	A
F. 11	85-70	W	Davidson	H
F. 12	79-78	W	South Carolina (ot)	A
F. 15	87-92	L	Richmond	A
F. 17	46-87	L	William & Mary	A
F. 20	88-82	W	Richmond	H
F. 22	102-95	W	Clemson (ot)	H
F. 25	89-86	W	Wofford	H
F. 27	90-74	L	The Citadel	H
M. 1	58-73	L	Clemson	A

Southern Conference Tournament
(Richmond, Va.)

M. 6	59-73	L	George Washington	N1
------	-------	---	-------------------	-------	----

N1 -- Charlotte, N.C.

1958-1959 (14-12, 5-7, 6th in SoCon)

Coach: Lyles Alley

D. 1	67-76	L	West Virginia	H
D. 4	82-68	W	Presbyterian	H
D. 6	72-73	L	Florida State	A
D. 9	75-55	W	Erskine	H
D. 11	78-66	W	Newberry	H
D. 13	77-82	L	Georgia Tech	H
D. 16	80-95	L	Virginia Tech	H

Watauga Invitational Tournament
(Johnson City, Tenn.)

D. 29	83-75	W	Southern Mississippi	A
D. 30	89-74	W	Southwestern Louisiana	A
J. 3	78-70	W	William & Mary	H
J. 5	66-100	L	West Virginia	A
J. 10	68-64	W	Davidson	H
J. 12	87-63	W	South Carolina	H
J. 16	69-48	W	Clemson	A
J. 17	74-88	L	Richmond	A
J. 24	81-75	W	Wofford	A
J. 27	68-78	L	South Carolina	A
J. 29	87-86	W	Presbyterian	A
J. 31	80-85	L	The Citadel	H
F. 7	79-92	L	Richmond	A
F. 9	71-70	W	William & Mary	A
F. 12	64-73	L	Clemson	H
F. 14	90-89	W	George Washington	H
F. 16	53-52	W	The Citadel	A
F. 18	59-75	L	Davidson	A

Southern Conference Tournament
(Richmond, Va.)

F. 26	88-93	L	The Citadel	A
-------	-------	---	-------------	-------	---

1959-60 (9-16, 6-7, 6th in SoCon)

Coach: Lyles Alley

D. 1	68-87	L	Louisville	A
D. 3	63-91	L	Georgia Tech	A
D. 5	63-96	L	West Virginia	H
D. 7	61-77	L	Louisville	A
D. 11	83-68	W	Richmond	A
D. 12	76-69	W	George Washington	N1
D. 16	62-60	W	Davidson	A

Poinsettia Classic
(Greenville, S.C.)

J. 1	87-69	W	Harvard	A
J. 2	73-77	L	The Citadel	A
J. 5	79-95	L	West Virginia	A
J. 7	80-69	W	Clemson	A
J. 9	64-59	W	Davidson	H
J. 11	55-59	L	The Citadel	A
J. 14	85-87	L	Clemson (ot)	H
J. 16	69-70	L	Wofford (2ot)	H
J. 25	77-107	L	Virginia Tech	A
J. 27	81-91	L	South Carolina	A
J. 30	93-73	W	Richmond	H
F. 6	68-101	L	William & Mary	A
F. 8	81-84	L	The Citadel	H
F. 11	96-85	W	South Carolina	H
F. 13	98-105	L	Florida State	H
F. 15	92-73	W	William & Mary	H
F. 20	87-100	L	Virginia Tech	H

Southern Conference Tournament
(Richmond, Va.)

F. 25	74-82	L	William & Mary	N1
-------	-------	---	----------------	-------	----

1960-61 (15-11, 6-7, 5th in SoCon)

Coach: Lyles Alley

D. 1	58-54	W	Belmont Abbey	H
------	-------	---	---------------	-------	---

D. 3	54-80	L	Georgia Tech	A
D. 5	81-63	W	South Carolina	A
D. 8	89-71	W	Erskine	H
D. 10	80-53	W	Wofford	A
D. 14	61-52	W	Davidson	A
D. 17	74-76	L	Richmond	A

Poinsettia Classic
(Greenville, S.C.)

D. 29	56-55	W	Louisiana State (3ot)	A
D. 30	62-56	W	The Citadel (2ot)	H
J. 3	78-56	W	William & Mary	H
J. 5	53-57	L	Clemson	A
J. 7	90-105	L	West Virginia	A
J. 9	72-77	L	Virginia Tech	A
J. 12	70-61	W	Clemson	H
J. 16	92-84	W	The Citadel	H
J. 28	84-81	W	Richmond (ot)	H
J. 30	87-96	L	West Virginia	H
F. 1	57-65	L	William & Mary	A
F. 4	83-74	W	George Washington	H
F. 11	66-78	L	The Citadel	A
F. 14	93-78	W	South Carolina	H
F. 16	77-51	W	Wofford	H
F. 18	71-70	W	Davidson	H
F. 20	57-99	L	Florida State	A
F. 23	81-103	L	Virginia Tech	H

Southern Conference Tournament
(Richmond, Va.)

M. 2	84-86	L	William & Mary (3ot)	A
------	-------	---	----------------------	-------	---

1961-62 (15-12, 8-5, 3rd in SoCon)

Coach: Lyles Alley

D. 2	60-58	W	E. Tennessee St.	H
D. 5	80-68	W	Wofford	A
D. 7	84-64	W	Erskine	H
D. 9	79-96	L	West Virginia	H
D. 11	68-89	L	E. Tennessee St.	A
D. 15	62-60	W	Davidson	A

Poinsettia Classic
(Greenville, S.C.)

D. 29	65-72	L	Georgia Tech	A
D. 30	89-63	W	Clemson	H
J. 2	77-76	W	William & Mary	H
J. 6	67-64	W	Florida State	H
J. 8	59-51	W	The Citadel	A
J. 10	84-93	L	South Carolina	A
J. 15	63-86	L	Clemson	A
J. 18	59-61	L	Belmont Abbey	H
J. 27	89-83	W	Virginia Tech	H
J. 29	88-97	L	Clemson	H
J. 31	67-79	L	William & Mary	A
F. 1	72-65	W	Richmond	A
F. 3	97-92	W	George Washington	A
F. 5	70-72	L	Virginia Tech	A
F. 10	75-86	L	The Citadel	H
F. 13	67-59	W	South Carolina	H
F. 15	83-65	W	Davidson	H
F. 17	95-69	W	Wofford	H
F. 19	79-54	W	Richmond	H
F. 24	86-101	L	West Virginia	A

Southern Conference Tournament
(Richmond, Va.)

M. 1	61-76	L	VMI	A
------	-------	---	-----	-------	---

1962-63 (14-14, 9-6, 4th in SoCon)

Coach: Lyles Alley

D. 1	90-62	W	Wofford	H
D. 3	79-80	L	Georgia Tech	H
D. 14	63-66	L	Davidson	A
D. 15	68-88	L	VMI	A
D. 17	56-55	W	William & Mary	A

Poinsettia Classic
(Greenville, S.C.)

D. 28	76-60	W	Army	H
D. 29	68-69	L	Vanderbilt	H
D. 31	62-53	W	Air Force	H
J. 3	68-70	L	William & Mary	H
J. 5	71-104	L	West Virginia	A
J. 7	71-74	L	Richmond	A
J. 8	64-66	L	Clemson	H
J. 10	65-63	W	Davidson	H
J. 12	78-83	L	The Citadel	A
J. 14	77-80	L	South Carolina	A
J. 16	66-61	W	Virginia Tech	A
J. 26	73-74	L	Clemson	H
J. 28	59-58	W			

J. 6	59-58	W	East Carolina.....	H
J. 10	68-71	L	Wofford.....	A
J. 13	95-85	W	The Citadel.....	A
J. 17	61-68	L	Georgia Tech.....	A
J. 29	70-71	L	Richmond.....	H
F. 3	72-63	W	George Washington.....	H
F. 6	40-55	L	Davidson.....	H
F. 10	76-73	W	VMI.....	H
F. 12	76-91	L	William & Mary.....	A
F. 17	61-77	L	The Citadel.....	H
F. 20	64-66	L	South Carolina.....	H
F. 22	66-64	W	Clemson.....	H
F. 24	62-57	W	Wofford.....	H
Southern Conference Tournament (Charlotte, N.C.)				
F. 29	62-52	W	VMI.....	H
M. 1	63-79	L	Davidson.....	A



Joe Williams

1968-69 (9-17, 5-6, 5th in SoCon)				
Coach: Frank Selvy				
D. 3	70-105	L	Davidson.....	A
D. 5	55-83	L	VMI.....	A
D. 16	72-77	L	Mississippi.....	H
D. 19	71-97	L	Georgia.....	A
D. 21	97-87	W	Newberry.....	H
Poinsetta Classic (Greenville, S.C.)				
D. 27	63-95	L	New York University.....	A
D. 28	69-79	L	Memphis State.....	A
D. 31	77-68	W	East Carolina.....	H
J. 4	83-96	L	Richmond.....	A
J. 7	74-92	L	George Washington.....	A
J. 11	64-67	L	The Citadel.....	H
J. 13	100-65	W	Wofford.....	A
J. 16	70-91	L	Clemson.....	A
J. 18	65-110	L	Florida.....	A
J. 23	82-95	L	Clemson.....	H
J. 25	71-68	W	VMI.....	H
J. 28	63-72	L	Georgia Tech.....	H
J. 31	89-66	W	Richmond.....	H
F. 1	78-49	W	William & Mary.....	H
F. 5	67-90	L	South Carolina.....	A
F. 8	89-84	W	The Citadel.....	H
F. 15	67-103	L	Davidson.....	H
F. 17	78-63	W	American.....	H
F. 19	53-63	L	South Carolina.....	H
F. 22	90-74	W	Wofford.....	H
Southern Conference Tournament (Charlotte, N.C.)				
F. 27	64-66	L	Richmond.....	A

1969-70 (13-13, 5-6, 4th in SoCon)				
Coach: Frank Selvy				
D. 1	93-69	W	Wofford.....	H
D. 3	90-109	L	Davidson.....	A
D. 5	81-74	W	American.....	A
D. 8	87-70	W	Chattanooga.....	H
D. 13	69-93	L	Louisville.....	A
Poinsetta Classic (Greenville, S.C.)				
D. 29	66-68	L	Texas A&M.....	H
D. 30	80-71	W	The Citadel.....	A
J. 3	74-61	W	Erskine.....	H
J. 6	66-81	L	East Carolina.....	A
J. 8	109-86	W	Wofford.....	H
J. 10	60-56	W	The Citadel.....	H
J. 14	56-59	L	South Carolina.....	H
J. 15	61-88	L	Georgia Tech.....	A
J. 17	80-81	L	Clemson.....	H
J. 20	71-79	L	Davidson.....	H
J. 26	87-107	L	William & Mary.....	A
J. 28	67-93	L	Clemson.....	A
J. 31	66-59	W	Richmond.....	A
F. 3	79-63	W	Georgia State.....	H
F. 5	66-67	L	VMI.....	A
F. 7	67-68	L	The Citadel.....	A
F. 11	87-80	W	West Virginia.....	H
F. 14	89-84	W	George Washington.....	H
F. 16	52-51	W	Richmond.....	H
F. 21	53-52	W	VMI.....	H
Southern Conference Tournament (Charlotte, N.C.)				
F. 26	67-82	L	William & Mary.....	A

1970-71 (15-12, 5-5, 5th in SoCon)				
Coach: Joe Williams				
D. 1	102-73	W	Wofford.....	H
D. 3	54-67	L	Clemson.....	A
D. 5	95-101	L	West Virginia.....	A
D. 8	101-65	W	Presbyterian.....	H
D. 12	62-59	W	Newberry.....	H
Poinsetta Classic (Greenville, S.C.)				
D. 28	74-84	L	Mississippi State.....	A
D. 29	103-83	W	Texas A&M.....	H
J. 2	93-68	W	VMI.....	H
J. 5	84-75	W	Davidson.....	H
J. 9	80-90	L	The Citadel.....	A
J. 14	101-77	W	Richmond.....	H
J. 16	58-68	L	East Carolina.....	H
J. 20	60-94	L	Jacksonville.....	A
J. 30	71-78	L	William & Mary.....	H
F. 1	77-61	W	Clemson.....	H
F. 4	83-118	L	South Carolina.....	A
F. 6	91-86	W	The Citadel.....	H
F. 8	83-62	W	Wofford.....	A
F. 11	87-106	L	Richmond.....	A
F. 13	88-79	W	VMI.....	A
F. 16	88-86	W	Chattanooga.....	A
F. 20	61-71	L	Davidson.....	A
F. 27	66-81	L	Georgia Tech.....	H
Southern Conference Tournament (Charlotte, N.C.)				
M. 4	95-82	W	The Citadel.....	H
M. 5	83-79	W	Davidson.....	H
M. 6	68-61	W	Richmond.....	A
NCAA Tournament (Jamaica, N.Y.)				
M.13	74-105	L	Fordham.....	A

1971-72 (17-11, 8-3, 2nd in SoCon)				
Coach: Joe Williams				
D. 1	100-95	W	Wofford.....	H
D. 4	91-110	L	William & Mary.....	A
D. 6	93-74	W	College of Charleston.....	H
D. 9	101-91	W	Appalachian State.....	H
D. 11	93-86	W	Davidson.....	A
D. 22	91-108	L	Georgia Tech.....	A
Poinsetta Classic (Greenville, S.C.)				
D. 29	78-103	L	Auburn.....	H
D. 30	88-104	L	Holy Cross.....	A
J. 5	101-86	W	The Citadel.....	H
J. 8	66-118	L	North Carolina.....	A
J. 10	105-95	W	Manhattan (ot).....	H
J. 13	92-66	W	Richmond.....	A
J. 15	73-82	L	East Carolina.....	A
J. 19	72-74	L	Clemson.....	A
J. 22	97-62	W	VMI.....	H
J. 24	116-98	W	Appalachian State.....	A
J. 29	86-72	W	Brown.....	H
J. 31	90-91	L	Jacksonville.....	A
F. 3	97-102	L	Jacksonville.....	A
F. 5	107-84	W	East Carolina.....	H
F. 8	75-79	L	Davidson.....	H
F. 12	104-66	W	VMI.....	H
F. 14	113-97	W	Richmond.....	H
F. 19	80-75	W	The Citadel.....	A
F. 21	99-96	W	West Virginia (ot).....	H
Southern Conference Tournament (Greenville, S.C.)				
M. 2	126-80	W	VMI.....	H

M. 3	93-78	W	William & Mary.....	H
M. 4	75-77	L	East Carolina (ot).....	A

1972-73 (20-9, 11-2, 2nd in SoCon)				
SoCon Tournament Champion				
Coach: Joe Williams				
N. 25	112-90	W	William & Mary.....	H
D. 1	91-54	W	Wofford.....	H
D. 6	83-69	W	Clemson.....	H
D. 16	96-80	W	Appalachian State.....	A
D. 19	81-86	L	Illinois.....	A
D. 23	66-86	L	Jacksonville.....	A
Poinsetta Classic (Greenville, S.C.)				
D. 28	101-95	W	Texas.....	H
D. 29	70-59	W	Clemson.....	H
J. 4	67-100	L	North Carolina.....	N1
J. 8	82-77	W	Niagara.....	H
J. 10	71-73	L	Jacksonville.....	H
J. 13	84-60	W	East Carolina.....	H
J. 18	86-49	W	VMI.....	A
J. 20	62-46	W	The Citadel.....	A
J. 22	103-83	W	Appalachian State.....	H
J. 25	102-94	W	Davidson.....	H
J. 27	73-98	L	North Carolina State.....	N2
F. 1	66-62	W	Richmond.....	A
F. 3	57-61	L	East Carolina.....	A
F. 8	115-118	L	Mercer.....	H
F. 10	94-60	W	VMI.....	H
F. 12	84-89	L	Davidson.....	H
F. 15	109-89	W	Richmond.....	H
F. 17	79-69	W	The Citadel.....	H
F. 24	116-76	W	St. Peter's.....	A
Southern Conference Tournament (Richmond, Va.)				
M. 1	101-68	W	Appalachian State.....	A
M. 2	68-60	W	East Carolina.....	A
M. 3	99-81	W	Davidson.....	H
NCAA Tournament (Philadelphia, Pa.)				
M.10	82-83	L	Syracuse.....	A
N1 -- Charlotte, N.C. N2 -- Greensboro, N.C.				

1973-74 (22-9, 11-1)				
SoCon Regular Season Champion				
SoCon Tournament Champion				
Coach: Joe Williams				
N. 30	84-76	W	UNC Charlotte.....	H
D. 4	47-49	L	Minnesota (ot).....	A
D. 8	77-73	W	Richmond.....	A
D. 20	69-62	W	Davidson.....	A
D. 22	85-79	W	Niagara.....	A
Poinsetta Classic (Greenville, S.C.)				
D. 28	82-70	W	Xavier.....	H
D. 29	67-75	L	Clemson.....	H
J. 3	92-64	W	Charleston Southern.....	H
J. 5	111-71	W	Appalachian State.....	A
J. 9	120-91	W	St. Peter's.....	H
J. 12	76-91	L	Davidson.....	H
J. 14	94-76	W	Manhattan.....	H
J. 16	68-77	L	Jacksonville.....	A
J. 19	50-42	W	The Citadel.....	A
J. 23	54-58	L	Clemson.....	A
J. 26	97-80	W	William & Mary.....	A
J. 28	89-80	W	East Carolina.....	A
F. 2	72-70	W	East Carolina.....	H
F. 6	89-72	W	Appalachian State.....	H
North-South Doubleheader (Charlotte, N.C.)				
F. 8	69-95	L	North Carolina.....	A
F. 9	91-111	L	North Carolina State.....	A
F. 12	91-59	W	The Citadel.....	H
F. 14	104-81	W	Richmond.....	H
F. 16	80-66	W	VMI.....	H
F. 23	71-61	W	Jacksonville.....	A
Southern Conference Tournament (Richmond, Va.)				
F. 28	75-60	W	Appalachian State.....	H
M. 1	70-55	W	William & Mary.....	H
M. 2	62-60	W	Richmond.....	H
NCAA Tournament (Philadelphia, Pa.)				
M. 9	75-67	W	South Carolina.....	A
M.14	78-81	L	Pittsburgh.....	H

M.15	83-95	L	Providence.....	A
------	-------	---	-----------------	---

1974-1975 (22-7, 12-0)				
SoCon Regular Season Champion				
SoCon Tournament Champion				
Coach: Joe Williams				
D. 4	69-82	L	Clemson.....	A
D. 7	84-77	W	Richmond.....	A
D. 14	56-71	L	Oklahoma.....	A
D. 17	86-65	W	Florida.....	H
D. 21	77-66	W	Minnesota.....	H
Poinsetta Classic (Greenville, S.C.)				
D. 26	102-76	W	George Washington.....	H
D. 27	89-81	W	Lafayette.....	H
Sugar Bowl Tournament (New Orleans, La.)				
D. 29	64-69	L	La Salle.....	A
D. 30	89-80	W	Houston.....	A
J. 4	84-91	L	Southern California.....	A
J. 18	66-65	W	The Citadel.....	A
J. 21	91-52	W	Appalachian State.....	H
J. 25	75-58	W	William & Mary.....	H
J. 27	99-76	W	Davidson.....	H
J. 30	96-59	W	Appalachian State.....	A
F. 1	86-76	W	East Carolina.....	H
F. 3	92-90	W	Jacksonville.....	H
North-South Doubleheader (Charlotte, N.C.)				
F. 7	81-86	L	North Carolina.....	A
F. 8	87-102	L	North Carolina State.....	A
F. 10	71-70	W	East Carolina.....	A
F. 13	97-88	W	Richmond.....	H
F. 15	96-83	W	Davidson.....	A
F. 18	94-69	W	The Citadel.....	H
F. 22	80-68	W	VMI.....	A
F. 24	80-79	W	Jacksonville.....	H
Southern Conference Tournament (Greenville, S.C.)				
M. 1	75-69	W	Appalachian State.....	A
M. 5	94-81	W	VMI.....	H
M. 6	66-65	W	William & Mary.....	H
NCAA Tournament (Charlotte, N.C.)				
M.15	76-82	L	Boston College.....	A

1975-76 (9-18, 5-7, 7th in SoCon)				
Coach: Joe Williams				
N. 29	69-87	L	Florida.....	A
D. 3	86-92	L	Clemson (ot).....	H
D. 8	67-69	L	Oklahoma.....	H
D. 11	75-73	W	Illinois.....	H
D. 15	76-97	L	Georgia.....	A
Poinsetta Classic (Greenville, S.C.)				
D. 29	81-98	L	Georgia Tech.....	H
D. 30	92-90	W	The Citadel (ot).....	A
J. 3	71-70	W	Jacksonville.....	A
J. 7	69-82	L	VMI.....	H
J. 10	68-72	L	East Carolina.....	A
J. 13	68-77	L	Davidson.....	H
J. 15	96-106	L	Richmond (ot).....	A
J. 17	68-67	W	The Citadel.....	H
J. 24	68-80	L	William & Mary.....	A
J. 26	64-68	L	Appalachian State.....	H
J. 28	65-89	L	Clemson.....	A
J. 31	82-90	L	South Carolina.....	H
F. 2	77-76	W	Appalachian State.....	A
North-South Doubleheader (Charlotte, N.C.)				
F. 6	76-102	L	North Carolina State.....	A
F. 7	64-97	L	North Carolina.....	A
F. 10	72-76	L	The Citadel.....	A
F. 12	97-85	W	Richmond.....	H
F. 14	75-81	L	Jacksonville (ot).....	H
F. 16	83-76	W	East Carolina.....	H
F. 18	83-77	W	South Carolina.....	A
F. 21	85-77	W	Davidson.....	A
Southern Conference Tournament (Williamsburg, Va.)				
F. 28	57-70	L	William & Mary.....	A

1976-77 (18-10, 8-2, 2nd in SoCon)				
Coach: Joe Williams				
N. 27	83-61	W	Presbyterian.....	H
D. 1	72-110	L	Clemson.....	A
D. 4	100-80	W	Wofford.....	H

D. 15	83-87</
-------	---------

FURMAN MEN'S BASKETBALL RECORD BOOK

Poinsettia Classic
(Greenville, S.C.)

D. 27 102-94 W Yale
D. 28 105-83 W Georgia Southern
J. 3 96-61 W Charleston Southern..... H
J. 6 86-65 W Davidson H
J. 9 82-70 W Chattanooga..... A
J. 13 75-66 W Appalachian State..... A
J. 15 85-91 L Stetson H
J. 18 61-67 L Western Carolina H
J. 20 76-78 L The Citadel A
J. 24 58-64 L Clemson H
J. 27 97-86 W Davidson A
J. 30 78-68 W Western Carolina A

North-South Doubleheader
(Charlotte, N.C.)

F. 2 83-70 W North Carolina
F. 3 63-73 L North Carolina State
F. 7 58-59 L Appalachian State..... H
F. 10 88-84 W The Citadel (ot)..... H
F. 14 61-66 L South Carolina..... A
F. 17 71-61 W Marshall H
F. 20 80-65 W VMI..... A

Southern Conference Tournament
(Greenville, S.C.)

F. 24 86-68 W Chattanooga
Southern Conference Tournament
(Roanoke, Va.)

M. 3 105-94 W The Citadel
M. 4 83-86 L Appalachian State



Eddie Holbrook

1979-80 (23-7, 14-1)
SoCon Regular Season Champion
SoCon Tournament Champion
Coach: Eddie Holbrook

D. 1 77-84 L Central Florida H
D. 3 88-73 W Rollins H
D. 5 89-65 W Coastal Carolina H
D. 8 89-88 W The Citadel A
D. 15 91-81 W Davidson A
D. 17 96-90 W Western Carolina H
D. 20 76-91 L UNC Charlotte A

Poinsettia Classic
(Greenville, S.C.)

D. 28 93-64 W Indiana State-Evansville
D. 29 93-89 W Austin Peay
J. 3 90-61 W Presbyterian H
J. 5 76-65 W Appalachian State..... H
J. 7 92-83 W Western Carolina A
J. 10 88-74 W Chattanooga..... H
J. 12 84-68 W Davidson H
J. 16 86-84 W E. Tennessee St. (ot)..... A
J. 19 82-55 W The Citadel H
J. 21 75-71 W Appalachian State..... A
J. 23 67-85 L Clemson A
J. 26 84-67 W VMI..... A
J. 28 67-83 L Marshall A

North-South Doubleheader
(Charlotte, N.C.)

F. 1 56-76 L North Carolina State
F. 2 63-75 L North Carolina
F. 13 67-65 W Chattanooga..... A
F. 16 61-57 W Marshall H
F. 18 107-75 W VMI..... H
F. 20 61-53 W South Carolina H

Southern Conference Tournament
(Greenville, S.C.)

F. 23 87-75 W VMI
Southern Conference Tournament

(Roanoke, Va.)

F. 29 93-81 W E. Tennessee St.
M. 1 80-62 W Marshall
NCAA Tournament
(Greensboro, N.C.)

M. 6 69-80 L Tennessee

1980-81 (11-16, 8-8, 6th in SoCon)
Coach: Eddie Holbrook

N. 29 58-40 W Charleston Southern..... H
D. 3 87-82 W VMI (ot)..... A
D. 13 74-77 L Appalachian State A
D. 17 85-81 W Western Carolina (ot)..... H

Palmetto Classic
(Columbia, S.C.)

D. 19 70-65 W South Carolina State
D. 20 53-62 L South Carolina
D. 29 48-76 L South Florida..... A
J. 2 72-81 L Chattanooga..... A
J. 3 65-78 L DePaul..... A
J. 7 75-65 W The Citadel H
J. 10 75-63 W VMI..... H
J. 14 71-84 L E. Tennessee St. A
J. 17 72-73 L Davidson A
J. 19 80-98 L Marshall A
J. 21 56-66 L Appalachian State H
J. 24 96-90 W Chattanooga (ot)..... H
J. 26 67-65 W The Citadel A
J. 31 67-69 L Clemson H
F. 2 94-74 W UNC-Asheville..... H

North-South Doubleheader
(Charlotte, N.C.)

F. 6 60-77 L North Carolina State
F. 7 64-79 L North Carolina
F. 11 74-87 L South Carolina A
F. 14 79-94 L Davidson (ot)..... H
F. 18 78-97 L Western Carolina A
F. 21 92-90 W Marshall (ot)..... H
F. 24 78-76 W E. Tennessee St. H

Southern Conference Tournament
(Boone, N.C.)

F. 28 71-75 L Appalachian State (ot)

1981-82 (11-16, 7-9, 6th in SoCon)
Coach: Eddie Holbrook

N. 28 58-53 W Winthrop H
N. 30 93-79 W Wofford H

Stanford Invitational
(Palo Alto, Calif.)

D. 4 74-78 L Stanford
D. 5 86-80 W Loyola Marymount
D. 12 84-73 W Erskine..... H
D. 15 74-84 L Marshall A
J. 2 45-63 L Davidson A
J. 5 74-82 L E. Tennessee St. H
J. 7 61-64 L Appalachian State A
J. 9 61-59 W Western Carolina H
J. 16 76-71 W Appalachian State (ot)..... H
J. 19 72-89 L Chattanooga..... H
J. 21 66-69 L The Citadel A
J. 23 56-66 L Western Carolina A
J. 27 58-74 L Chattanooga..... A
J. 30 100-77 W Marshall H
F. 1 90-92 L E. Tennessee St. A

North-South Doubleheader
(Charlotte, N.C.)

F. 5 69-96 L North Carolina
F. 6 55-67 L North Carolina State
F. 11 79-98 L South Carolina H
F. 13 102-80 W VMI..... H
F. 15 62-79 L Clemson A
F. 17 62-44 W Davidson H
F. 20 84-64 W The Citadel H
F. 22 92-83 W VMI..... A
F. 24 74-75 L DePaul..... H

Southern Conference Tournament
(Davidson, N.C.)

F. 27 66-74 L Davidson

1982-83 (9-20, 4-12, 7th in SoCon)
Coach: Jene Davis

N. 29 61-60 W Erskine..... H

IPTAY Invitational
(Clemson, S.C.)

D. 3 53-56 L Southern Mississippi
D. 4 68-67 W Bucknell (ot)
D. 14 78-60 W Winthrop H

D. 16 46-47 L Davidson A
D. 21 81-70 W Augusta..... H

UC-Santa Barbara Classic
(Santa Barbara, Calif.)


D. 29 58-72 L Northwestern
D. 30 58-64 L Hofstra
J. 4 50-51 L Clemson H
J. 8 52-58 L Davidson H
J. 15 87-58 W VMI..... H
J. 17 54-70 L Marshall H
J. 19 63-90 L E. Tennessee St. A
J. 22 49-60 L The Citadel A
J. 24 57-77 L Western Carolina A
J. 26 53-45 W Appalachian State H
J. 29 60-80 L South Carolina A

North-South Doubleheader
(Charlotte, N.C.)

F. 4 48-51 L North Carolina State
F. 5 43-78 L North Carolina
F. 9 54-62 L Western Carolina (ot)..... H
F. 12 56-82 L Chattanooga..... A
F. 14 51-52 L E. Tennessee St. H
F. 16 56-54 W Appalachian State A
F. 19 68-76 L The Citadel H
F. 21 51-52 L Chattanooga..... H
F. 28 65-64 W VMI..... A
M. 2 69-78 L Marshall A

Southern Conference Tournament
(Charleston, W. Va.)

M. 10 67-60 W Marshall
M. 11 68-81 L E. Tennessee St.



Jene Davis

1983-84 (12-17, 7-9, 6th in SoCon)
Coach: Jene Davis

N. 25 88-81 W Erskine..... H
N. 28 59-74 L Wake Forest A
N. 30 67-71 L Clemson A
D. 6 45-53 L James Madison..... H
D. 13 52-71 L Bradley H
D. 17 73-67 W E. Tennessee St. A
D. 20 77-71 W UNC Charlotte H
D. 23 70-69 W Augusta H
D. 30 91-93 L Florida State (ot)..... A
J. 3 65-70 L Davidson H
J. 7 74-93 L Marshall H
J. 14 57-48 W Davidson H
J. 16 61-80 L Marshall A
J. 19 83-89 L The Citadel A
J. 21 55-45 W Western Carolina H
J. 25 96-70 W The Citadel H
J. 28 66-77 L Chattanooga..... H
J. 30 61-57 W Appalachian State H

North-South Doubleheader
(Charlotte, N.C.)

F. 3 48-83 L North Carolina
F. 4 72-95 L North Carolina State
F. 6 70-58 W VMI..... H
F. 8 55-61 L Appalachian State A
F. 13 58-60 L E. Tennessee St. H
F. 18 78-85 L Tenn.-Chattanooga..... A
F. 20 85-88 L Western Carolina (ot)..... H
F. 22 64-61 W Stetson H
F. 27 81-65 W VMI..... A

Southern Conference Tournament
(Asheville, N.C.)

M. 2 71-67 W Western Carolina
M. 3 57-70 L Chattanooga

1984-85 (7-21, 4-12, 8th in SoCon)
Coach: Jene Davis

N. 23 91-53 W Erskine..... H
N. 26 58-60 L Stetson A
D. 1 49-48 W James Madison (ot)..... A
D. 3 67-53 W Newberry H
D. 11 47-59 L Bradley H
D. 15 65-71 L UNC Charlotte A
D. 19 53-55 L Clemson (ot)..... H
D. 22 54-63 L Eastern Kentucky H
D. 29 75-97 L Florida State H
J. 2 67-68 L Davidson H
J. 5 76-83 L The Citadel H
J. 8 64-79 L Wake Forest H
J. 12 61-66 L Western Carolina A
J. 14 65-73 L The Citadel A
J. 17 78-54 W E. Tennessee St. A
J. 19 51-73 L Chattanooga..... H
J. 21 54-61 L Appalachian State H
J. 24 62-71 L VMI..... A
J. 26 60-67 L Marshall H
J. 31 73-72 W E. Tennessee St. H
F. 2 55-77 L North Carolina N1
F. 4 62-90 L Marshall H
F. 6 70-84 L Davidson A
F. 9 69-64 W Western Carolina H
F. 14 63-58 W VMI..... H
F. 18 66-75 L Appalachian State A
F. 23 52-63 L Chattanooga..... A

Southern Conference Tournament
(Asheville, N.C.)

M. 1 60-63 L Chattanooga
N1 -- Charlotte, N.C.

1985-86 (10-17, 5-11, 17th in SoCon)
Coach: Butch Estes

N. 23 96-53 W Erskine..... H
N. 25 72-71 W UNC-Asheville..... H
N. 27 56-94 L North Carolina State A
N. 30 77-56 W Sewanee..... H
D. 2 59-63 L Charleston Southern..... H
D. 14 61-81 L Iowa A
D. 17 77-59 W Lander..... H

Volunteer Classic
(Knoxville, Tenn.)

D. 20 45-79 L Tennessee
D. 21 55-59 L Baylor
D. 30 68-64 W Eastern Kentucky A
J. 4 75-64 W Appalachian State H
J. 6 62-64 L E. Tennessee St. H
J. 11 53-70 L Western Carolina H
J. 13 61-64 L Chattanooga..... H
J. 18 64-71 L VMI..... A
J. 20 58-68 L Marshall A
J. 23 72-76 L The Citadel A
J. 25 81-74 W East Tennessee State..... A
J. 27 58-67 L Davidson A
J. 29 74-69 W The Citadel H
F. 3 56-57 L Appalachian State A
F. 6 71-79 L Western Carolina A
F. 8 82-81 W Marshall H
F. 10 72-70 W VMI (ot)..... H
F. 13 63-69 L Davidson (ot)..... H
F. 17 57-75 L Clemson A
F. 22 58-65 L Chattanooga..... A

1986-87 (17-12, 10-6, 4th in SoCon)
Coach: Butch Estes

N. 29 85-38 W Erskine..... H
D. 1 69-96 L Alabama A
D. 11 75-55 W Oglethorpe H
D. 13 79-65 W Western Carolina A
D. 15 62-65 L UNC-Asheville A
D. 17 66-59 W Winthrop H
D. 20 71-67 W Lander H
D. 22 65-95 L North Carolina N1
J. 3 73-56 W Appalachian State H
J. 5 64-81 L DePaul..... A
J. 7 84-78 W Wofford H
J. 10 71-49 W Western Carolina H
J. 14 77-94 L Clemson A
J. 17 90-71 W VMI..... H
J. 19 72-76 L Marshall H
J. 22 93-77 W The Citadel A
J. 24 62-61 W East Tennessee State..... A
J. 27 60-68 L Davidson H
J. 29 64-87 L Chattanooga..... A

1988-89 (17-12, 9-5, 2nd in SoCon)
Coach: Butch Estes

N. 28 68-98 L Michigan State A
D. 1 64-79 L Clemson H
D. 3 71-69 W South Carolina State A
D. 5 68-56 W Lander H
D. 14 97-82 W Newberry H
D. 17 56-69 L Nebraska A
D. 20 74-68 W Winthrop (ot)..... H

Music City Invitational
(Nashville, Tenn.)

D. 29 71-88 L Stanford
D. 30 63-61 W Colgate
J. 1 56-78 L Marquette A
J. 7 76-80 L The Citadel H
J. 14 90-86 W East Tennessee State..... H
J. 16 69-61 W Appalachian State H
J. 21 82-91 L VMI (3ot)..... A
J. 23 77-69 W Marshall A
J. 28 68-80 L Western Carolina H
J. 30 76-74 W Chattanooga..... H

J. 31 69-62 W Winthrop A
F. 1 81-75 W Appalachian State A
F. 5 81-69 W East Tennessee State..... A
F. 7 61-82 L Marshall A
F. 9 84-78 W VMI (ot)..... A
F. 12 76-78 L Davidson (ot)..... A
F. 19 80-69 W The Citadel (ot)..... H
F. 21 56-61 L Chattanooga..... H

Southern Conference Tournament
(Asheville, N.C.)

F. 27 85-78 W The Citadel
F. 28 64-77 L Marshall
N1 -- Charlotte, N.C.

1987-88 (18-10, 11-5, 2nd in SoCon)
Coach: Butch Estes

N. 28 59-44 W Erskine..... H
N. 30 84-61 W Wofford H
D. 5 80-68 W Wake Forest A
D. 9 95-65 W Mars Hill H
D. 19 71-69 W South Carolina State H
D. 23 66-84 L Tennessee A
J. 2 81-52 W Augusta A
J. 4 74-75 L Nebraska (ot)..... H
J. 7 91-84 W The Citadel H
J. 9 81-71 W Appalachian State H
J. 11 67-70 L East Tennessee State..... H
J. 16 76-73 W Western Carolina A
J. 18 77-62 W Chattanooga..... H
J. 20 65-76 L Clemson A
J. 23 60-69 L VMI..... A
J. 25 68-88 L Marshall A
J. 30 91-89 W East Tennessee State (ot)A
F. 1 90-80 W Davidson H
F. 4 64-74 L UNC-Asheville..... H
F. 8 67-66 W Appalachian State A
F. 10 81-68 W The Citadel A
F. 13 69-70 L Marshall (ot)..... H
F. 15 82-64 W VMI..... H
F. 18 67-65 W Davidson A
F. 20 55-75 L Chattanooga..... A
F. 22 85-72 W Western Carolina H
F. 27 82-68 W Lander H

Southern Conference Tournament
(Asheville, N.C.)

M. 4 73-78 L VMI



Butch Estes

FURMAN MEN'S BASKETBALL RECORD BOOK

F. 1	87-76	W	Wofford	H
F. 4	61-60	W	The Citadel	A
F. 6	85-100	L	Presbyterian	H
F. 8	95-72	W	Augusta	H
F. 11	75-71	W	Appalachian State	A
F. 13	81-83	L	East Tennessee State	A
F. 16	62-79	L	Chattanooga	A
F. 18	94-86	W	Marshall	H
F. 20	87-71	W	VMI	H
F. 27	70-65	W	Western Carolina	A

Southern Conference Tournament
(Asheville, N.C.)

M. 3	81-73	W	VMI	H
M. 4	68-91	L	Marshall	H

1989-90 (15-16, 5-9, 7th in SoCon)

Coach: Butch Estes

N. 27	78-59	W	Presbyterian	H
N. 29	86-92	L	Dayton	A
D. 2	63-84	L	Michigan State	H
D. 4	77-78	L	Winthrop	A
D. 6	80-63	W	Erskine	H
D. 12	62-73	L	Hawaii	A
D. 14	77-67	W	Chaminade	A
D. 19	73-104	L	Kentucky	A
D. 23	77-73	W	Villanova (ot)	H
D. 30	85-79	W	South Carolina State	H
J. 2	74-63	W	Maine	A
J. 6	80-90	L	The Citadel	H
J. 11	60-57	W	Davidson	A
J. 13	65-94	L	East Tennessee State	A
J. 15	80-75	W	Appalachian State	A
J. 18	86-65	W	Wofford	H
J. 20	94-71	W	VMI	H
J. 22	55-78	L	Marshall	H
J. 27	68-83	L	Western Carolina	A
J. 29	82-83	L	Chattanooga	A
F. 3	70-74	L	The Citadel	H
F. 8	97-76	W	Davidson	H
F. 10	91-81	W	Appalachian State	H
F. 12	100-97	W	East Tennessee State (ot)	H
F. 14	74-85	L	Clemson	A
F. 17	79-88	L	Marshall	A
F. 19	75-84	L	VMI	A
F. 24	69-70	L	Chattanooga	H
F. 26	79-77	W	Western Carolina	H

1990-91 (20-9, 11-3)

SoCon Regular Season Champion

Coach: Butch Estes

N. 23	73-78	L	Michigan State	A
N. 26	113-91	W	Erskine	H
N. 28	100-83	W	Mercer	A
D. 2	66-68	L	Clemson	A
D. 4	91-55	W	Lander	H
D. 12	52-93	L	South Carolina	A
D. 15	51-64	L	Purdue	A
D. 22	80-73	W	South Carolina State	A
J. 3	87-76	W	Liberty	H
J. 5	87-67	W	VMI	H
J. 7	75-72	W	Marshall	H
J. 12	79-95	L	East Tennessee State	A
J. 14	91-87	W	Appalachian State	A
J. 17	67-62	W	Liberty	A
J. 19	78-57	W	The Citadel	H
J. 21	82-64	W	Charleston Southern	H
J. 26	88-73	W	Western Carolina	H
J. 28	88-75	W	Chattanooga (ot)	H
F. 2	88-63	W	Marshall	A
F. 4	79-80	L	VMI (ot)	A
F. 6	81-64	W	Maine	A
F. 9	89-72	W	Appalachian State	H
F. 11	103-94	W	East Tennessee State	H
F. 13	75-62	W	Wofford	H
F. 16	89-81	W	The Citadel (2ot)	A
F. 23	78-76	W	Western Carolina	A
F. 26	74-79	L	Chattanooga	A

Southern Conference Tournament
(Asheville, N.C.)

M. 2	82-87	L	Appalachian State	H
			National Invitation Tournament		
			(Morgantown, W.Va.)		
M. 15	67-86	L	West Virginia	H

1991-92 (17-11, 9-5, 4th in SoCon)

Coach: Butch Estes

N. 26	81-82	L	Wofford	H
N. 30	85-74	W	Mercer	H
D. 2	49-69	L	South Carolina	A
D. 4	88-71	W	Presbyterian	H
D. 14	80-77	W	Georgia Southern	A
D. 16	83-87	L	Clemson	A
D. 21	90-59	W	South Carolina State	H

Connecticut Mutual Classic
(Hartford, Conn.)

D. 27	71-59	W	George Mason	H
D. 28	68-87	L	Connecticut	H
D. 30	74-92	L	Tennessee	A
J. 6	80-50	W	Lander	H
J. 11	75-80	L	East Tennessee State	H
J. 13	88-78	W	Appalachian State	H
J. 18	85-65	W	The Citadel	A
J. 22	76-70	W	Georgia Southern	H
J. 25	94-81	W	Western Carolina	A
J. 27	55-65	L	Chattanooga	A
F. 1	93-82	W	Marshall	H
F. 3	74-57	W	VMI	H
F. 8	65-67	L	Appalachian State	A
F. 10	103-94	W	East Tennessee St. (2ot)	A
F. 15	78-85	L	The Citadel	H
F. 17	55-42	W	Samford	H
F. 22	75-80	L	Chattanooga	H
F. 25	94-73	W	Western Carolina	H
F. 29	72-65	W	VMI	A
M. 2	82-66	W	Marshall	A

Southern Conference Tournament
(Asheville, N.C.)

M. 6	76-83	L	Marshall	H
------	-------	---	----------	-------	---

1992-93 (11-17, 8-10, 17th in SoCon)

Head Coach: Butch Estes

D. 1	75-101	L	James Madison	A
D. 3	81-85	L	South Carolina State	H
D. 9	84-62	W	Lander	H
D. 17	59-82	L	Clemson	H
D. 29	77-90	L	Tennessee	A
J. 3	72-80	L	Clemson	A
J. 6	61-71	L	Chattanooga	A
J. 9	80-73	W	Davidson	H
J. 13	67-66	W	Western Carolina	A
J. 16	77-81	L	Appalachian State	A
J. 17	82-98	L	E. Tennessee St.	A
J. 20	73-75	L	Georgia Southern	H
J. 23	83-92	L	Marshall	H
J. 24	73-61	W	VMI	H
J. 27	62-63	L	The Citadel	H
J. 30	74-65	W	Western Carolina	H
J. 31	62-82	L	Chattanooga	H
F. 2	65-55	W	Samford	A
F. 6	78-86	L	The Citadel	A
F. 7	79-72	W	Georgia Southern	A
F. 10	95-71	W	East Tennessee State	H
F. 13	64-76	L	Davidson	A
F. 15	58-81	L	UNC Charlotte	A
F. 17	98-81	W	Appalachian State	H
F. 27	85-69	W	VMI	A
F. 28	84-88	L	Marshall	A

Southern Conference Tournament
(Asheville, N.C.)

M. 3	76-51	W	VMI	H
M. 4	69-85	L	Chattanooga	H

1993-94 (10-18, 6-12, 18th in SoCon)


Head Coach: Butch Estes

N. 29	63-68	L	Wofford	H
D. 4	70-85	L	Clemson	H
D. 8	69-68	W	South Carolina State	H
D. 16	61-92	L	East Carolina	A
D. 18	103-98	W	Charleston Southern	H
D. 20	60-101	L	Kansas	A
D. 28	73-85	L	James Madison	H
J. 5	81-82	L	Chattanooga	H
J. 8	62-72	L	Davidson	A
J. 13	76-64	W	Western Carolina	H
J. 15	74-72	W	Appalachian State	H
J. 19	76-80	L	Georgia Southern	A
J. 22	60-64	L	Marshall	H
J. 24	67-55	W	VMI	H
J. 26	64-65	L	The Citadel	A
J. 29	75-93	L	Western Carolina	A
J. 31	75-106	L	East Tennessee State	A

F. 2	85-80	W	East Carolina	H
F. 5	71-63	W	The Citadel	H
F. 7	64-78	L	Georgia Southern	H
F. 10	79-82	L	East Tennessee State	H
F. 12	56-68	L	Davidson	H
F. 17	76-92	L	Appalachian State	A
F. 23	68-78	L	Chattanooga	A
F. 26	67-64	W	VMI	A
F. 28	83-64	W	Marshall	H

Southern Conference Tournament
(Asheville, N.C.)

M. 3	75-70	W	The Citadel	H
M. 4	81-85	L	Chattanooga	H



Joe Cantafio

1994-95 (10-17, 6-8, 13rd SoCon South)

Coach: Joe Cantafio

N. 28	80-59	W	Erskine	H
D. 1	72-81	L	Charleston Southern	H
D. 3	69-55	W	Wofford	H
D. 5	52-70	L	UNC Charlotte	H
D. 7	66-70	L	Stetson	H
D. 17	56-60	L	South Carolina State	A
D. 19	73-94	L	Georgia Tech	A
D. 21	61-76	L	Dayton	A
D. 31	51-68	L	Tennessee	A
J. 3	79-72	W	James Madison (ot)	A
J. 5	60-61	L	Georgia Southern	H
J. 9	68-60	W	Presbyterian	H
J. 14	56-62	L	Georgia Southern	A
J. 16	80-71	W	Davidson	H
J. 21	66-80	L	Western Carolina	A
J. 23	77-62	W	The Citadel	H
J. 28	67-72	L	Chattanooga	H
J. 30	77-68	W	Marshall	A
F. 4	76-60	W	Appalachian State	H
F. 6	66-75	L	East Tennessee State	A
F. 8	63-69	L	Clemson	A
F. 11	70-71	L	Chattanooga	A
F. 13	60-59	W	VMI	H
F. 18	83-72	W	Western Carolina	H
F. 20	63-72	L	The Citadel (ot)	A
F. 27	55-65	L	Davidson	A

Southern Conference Tournament
(Asheville, N.C.)

M. 2	73-78	L	Appalachian State	H
------	-------	---	-------------------	-------	---

1995-96 (10-17, 6-8, 3rd SoCon South)

Coach: Joe Cantafio

N. 28	80-72	W	Erskine	H
N. 29	71-73	L	UNC-Asheville	H
D. 2	63-87	L	Vanderbilt	A
D. 6	81-99	L	South Carolina	A
D. 9	77-56	W	Lynchburg	H
D. 16	61-76	L	Clemson	A
D. 18	66-82	L	South Carolina State	A
D. 21	81-89	L	Charleston Southern	A
D. 30	53-66	L	Stetson	A
J. 2	49-81	L	Wake Forest	A
J. 6	72-50	W	Coastal Carolina	H
J. 8	76-61	W	Catawba	H
J. 13	62-55	W	Georgia Southern	H
J. 15	97-102	L	Davidson	A
J. 20	97-86	W	Western Carolina	A
J. 22	77-88	L	The Citadel	A
J. 27	69-59	W	Chattanooga	H
J. 29	71-95	L	Marshall	H
J. 31	80-38	W	Georgia Southern	A
F. 8	78-93	L	Appalachian State	A
F. 10	56-86	L	Chattanooga	A

F. 12	57-83	L	VMI	A
F. 15	89-88	W	East Tennessee State (ot)	H
F. 17	85-97	L	Western Carolina	H
F. 19	68-67	W	The Citadel	H
F. 26	79-88	L	Davidson (ot)	H

Southern Conference Tournament
(Greensboro, N.C.)

F. 29	89-91	L	VMI (ot)	H
-------	-------	---	----------	-------	---

1996-97 (10-17, 4-10, 5th SoCon South)

Coach: Joe Cantafio

N. 22	67-91	L	Georgia	A
N. 25	53-49	W	Stetson	H
N. 30	90-48	W	N.C. Wesleyan	H
D. 4	55-82	L	Clemson	A
D. 7	76				

FURMAN MEN'S BASKETBALL RECORD BOOK

N. 25	81-67	W	Coastal Carolina.....	A
N. 29	69-59	W	Charleston Southern.....	H
D. 2	56-63	L	Bethune-Cookman.....	A
D. 4	79-74	W	Florida State (ot).....	A
D. 9	85-66	W	Stetson.....	H
D. 16	64-78	L	Vanderbilt.....	A
D. 21	56-68	L	New Mexico.....	A
J. 3	51-54	L	College of Charleston.....	H
J. 6	70-62	W	Wofford.....	A
J. 10	66-71	L	VMI.....	H
J. 13	70-52	W	UNC Greensboro.....	H
J. 15	72-83	L	Georgia Southern.....	H
J. 20	47-66	L	East Tennessee State.....	A
J. 22	49-55	L	Chattanooga.....	A
J. 27	70-77	L	Wofford.....	H
J. 29	67-47	W	Western Carolina.....	H
F. 3	69-76	L	Davidson.....	A
F. 5	73-71	W	Chattanooga (ot).....	H
F. 10	37-61	L	College of Charleston.....	A
F. 12	70-63	W	Appalachian State.....	A
F. 17	56-65	L	The Citadel.....	H
F. 19	85-87	L	Georgia Southern (ot).....	A
F. 25	56-66	L	The Citadel.....	A
Southern Conference Tournament (Greenville, S.C.)				
M. 1	56-58	L	Appalachian State	

2001-02 (17-14, 7-9, 5th SoCon South)
Coach: Larry Davis

N. 16	62-75	L	Georgia.....	A
N. 20	82-41	W	Asbury.....	H
N. 25	78-75	W	Campbell.....	A
N. 28	87-65	W	Methodist.....	H
D. 1	83-53	W	Campbell.....	H
D. 4	69-58	W	UNC Asheville.....	H
D. 8	87-54	W	Emory.....	H
D. 15	60-68	L	Wisconsin.....	A
D. 19	59-73	L	Saint Louis.....	A
Poisetia Classic (Greenville, S.C.)				
D. 28	81-54	W	Macalester.....	H
D. 29	65-81	L	Gardner-Webb.....	H
J. 2	65-59	W	Georgia Southern.....	H
J. 5	49-59	L	Wofford.....	A
J. 7	67-77	L	Western Carolina.....	A
J. 12	70-73	L	Davidson.....	H
J. 14	72-76	L	College of Charleston.....	H
J. 19	91-78	W	Appalachian State.....	H
J. 21	76-65	W	Chattanooga.....	A
J. 26	68-76	L	VMI.....	A
J. 28	83-75	W	The Citadel.....	H
F. 2	45-62	L	College of Charleston.....	A
F. 4	78-86	L	Georgia Southern.....	A
F. 9	68-67	W	Chattanooga.....	H
F. 11	70-64	W	The Citadel (ot).....	A
F. 16	55-48	W	Wofford.....	H
F. 18	67-78	L	East Tennessee State.....	H
F. 23	67-70	L	UNC Greensboro.....	A
Southern Conference Tournament (North Charleston, S.C.)				
F. 28	65-61	W	Western Carolina	
M. 1	73-70	W	Georgia Southern	
M. 2	44-43	W	College of Charleston	
M. 3	57-62	L	Davidson	

2002-03 (14-17, 8-8, 3rd SoCon South)
Coach: Larry Davis

Guardians Classic (Omaha, Neb.)				
N. 17	74-73	W	Alabama State.....	
N. 18	57-82	L	Creighton.....	
N. 22	66-68	L	James Madison.....	H
Guardians Classic (Kansas City, Mo.)				
N. 25	50-75	L	Notre Dame.....	
N. 26	70-62	W	IUPUI.....	
N. 27	81-44	W	St. Mary's.....	H
D. 4	64-70	L	Georgia State.....	A
D. 7	55-72	L	Memphis.....	A
D. 13	83-29	W	Methodist.....	H
D. 16	49-66	L	Chattanooga.....	A
D. 19	76-56	W	Sewanee.....	H
D. 22	63-104	L	Louisville.....	A
Furman Holiday Classic (Greenville, S.C.)				
D. 28	75-52	W	New Hampshire	
D. 29	59-63	L	Dartmouth	

J. 2	62-73	L	Georgia State.....	H
J. 7	64-71	L	Georgia Southern.....	A
J. 11	59-60	L	Wofford.....	H
J. 13	71-67	W	Western Carolina.....	H
J. 18	57-65	L	Davidson.....	A
J. 20	52-59	L	College of Charleston.....	A
J. 25	83-69	W	Chattanooga.....	H
J. 27	67-83	L	Appalachian State.....	A
F. 1	61-55	W	VMI.....	H
F. 3	55-69	L	The Citadel.....	A
F. 8	53-64	L	College of Charleston.....	H
F. 11	77-69	W	Georgia Southern.....	H
F. 17	77-60	W	The Citadel.....	H
F. 22	69-66	W	Wofford.....	A
F. 24	84-71	W	East Tennessee State.....	A
F. 27	78-74	W	UNC Greensboro (ot).....	H
Southern Conference Tournament (North Charleston, S.C.)				
M. 5	56-62	L	VMI	

2003-04 (17-12, 8-8, 4th SoCon South)
Coach: Larry Davis

N. 22	72-78	L	James Madison.....	A
N. 24	78-53	W	Southern Wesleyan.....	H
N. 26	74-49	W	Greensboro College.....	H
N. 30	84-91	L	Minnesota (ot).....	A
D. 3	65-73	L	UNC-Greensboro.....	A
D. 6	64-55	W	Northern Iowa.....	A
D. 14	60-56	W	UNC Asheville.....	A
D. 17	68-70	L	Ohio State.....	A
D. 20	98-87	W	High Point.....	H
Jack In The Box-Furman Holiday Classic (Greenville, S.C.)				
D. 29	62-49	W	Bethune-Cookman	
D. 30	92-56	W	Lipscomb	
J. 5	68-69	L	East Tennessee State.....	H
J. 10	65-70	L	College of Charleston.....	A
J. 13	89-51	W	Erskine.....	H
J. 17	67-71	L	Georgia Southern.....	H
J. 19	76-61	W	The Citadel.....	A
J. 24	91-55	W	Wofford.....	H
J. 26	68-77	L	Chattanooga.....	H
J. 31	85-74	W	Appalachian State.....	H
F. 2	60-67	L	Elon.....	H
F. 7	77-72	W	Georgia Southern.....	A
F. 10	73-83	L	Davidson.....	H
F. 14	77-73	W	Wofford.....	A
F. 16	72-63	W	Western Carolina.....	A
F. 21	60-47	W	The Citadel.....	H
F. 25	58-57	W	College of Charleston.....	H
F. 28	64-71	L	Davidson.....	A
Southern Conference Tournament (North Charleston, S.C.)				
M. 3	73-68	W	Western Carolina	
M. 4	84-94	L	East Tennessee State	

2004-05 (16-13, 9-7, 4th SoCon South)
Coach: Larry Davis

N. 19	64-52	W	Campbell.....	H
N. 22	74-85	L	Auburn.....	A
Great Alaska Shootout (Anchorage, Ak.)				
N. 24	69-84	L	Minnesota	
N. 26	81-71	W	Alaska-Anchorage	
N. 27	50-62	L	Utah	
D. 1	72-68	W	UNC-Asheville.....	H
D. 8	67-79	L	Virginia.....	A
D. 11	58-45	W	High Point.....	A
D. 18	110-42	W	Greensboro College.....	H
D. 21	110-48	W	Newberry.....	H
D. 29	126-33	W	Virginia Intermont.....	H
J. 2	52-68	L	Indiana.....	A
J. 5	75-81	L	Davidson.....	A
J. 8	76-68	W	East Tennessee State.....	A
J. 10	82-65	W	UNC Greensboro.....	H
J. 15	83-59	W	The Citadel.....	H
J. 17	53-67	L	College of Charleston.....	A
J. 22	61-68	L	Davidson.....	H
J. 24	71-51	W	Elon.....	H
J. 31	73-66	W	Western Carolina.....	H
F. 5	63-81	L	Georgia Southern.....	A
F. 7	63-60	W	The Citadel.....	A
F. 12	75-58	W	Wofford.....	H
F. 14	47-60	L	Appalachian State.....	A
F. 17	72-71	W	Georgia Southern (ot).....	H

F. 19	70-77	L	Wofford.....	A
F. 23	66-72	L	Coll. of Charleston (ot).....	H
F. 26	73-65	W	Chattanooga.....	A
Southern Conference Tournament (Chattanooga, Tenn.)				
M. 2	84-87	L	East Tennessee State	
2005-06 (15-13, 8-7, 4th SoCon South) Coach: Larry Davis				
N. 18	100-58	W	Macalester.....	H
N. 20	60-81	L	Vanderbilt.....	A
N. 23	74-83	L	Texas Tech.....	A
N. 26	91-55	W	Johns Hopkins.....	H
N. 28	79-78	W	Campbell (ot).....	A
D. 3	73-80	L	San Diego.....	H
D. 10	65-79	L	UNC-Asheville.....	A
D. 15	99-69	W	Sewanee.....	H
D. 18	63-72	L	Missouri.....	A
Jack In The Box-Furman Holiday Classic (Greenville, S.C.)				
D. 29	83-76	W	Kennesaw State	
D. 30	75-64	W	South Carolina State	
J. 3	76-71	W	Chattanooga.....	H
J. 7	53-66	L	College of Charleston.....	A
J. 9	83-52	W	Wofford.....	A
J. 14	70-66	W	Davidson.....	H
J. 17	66-63	W	Georgia Southern.....	A
J. 21	81-57	W	The Citadel.....	H
J. 23	77-81	L	Elon (ot).....	A
J. 28	73-61	W	North Dakota State.....	H
J. 30	76-85	L	Western Carolina.....	A
F. 4	59-65	L	UNC Greensboro.....	A
F. 7	76-64	W	Appalachian State.....	H
F. 11	65-67	L	College of Charleston.....	H
F. 13	67-59	W	Wofford.....	H
F. 18	59-77	L	Davidson.....	A
F. 20	64-41	W	The Citadel.....	A
F. 26	61-86	L	Georgia Southern.....	H
Southern Conference Tournament (North Charleston, S.C.)				
M. 2	53-65	L	The Citadel	



Jeff Jackson

2006-07 (15-16, 8-10, 3rd SoCon South)
Coach: Jeff Jackson

N. 11	88-69	W	Charleston Southern.....	H
N. 13	67-55	W	Erskine.....	H
N. 15	58-67	L	Clemson.....	A
N. 19	63-59	W	Bowling Green.....	A
N. 22	58-60	L	North Dakota State.....	A
N. 28	70-62	W	Vanderbilt.....	A
D. 2	67-75	L	UNC-Asheville.....	H
D. 5	79-54	W	USC-Aiken.....	H
D. 9	86-91	L	UNC-Greensboro (2OT).....	H
D. 16	70-81	L	San Diego.....	A
D. 19	50-84	L	California.....	A
D. 30	83-69	W	Mercer.....	H
J. 3	69-56	W	Chattanooga.....	H
J. 6	70-72	L	Georgia Southern.....	A
J. 10	63-71	L	Davidson*.....	H
J. 13	55-67	L	College of Charleston.....	A
J. 15	68-65	W	Wofford.....	H
J. 20	79-67	W	Western Carolina.....	H
J. 22	63-59	W	The Citadel.....	H
J. 24	63-77	L	Appalachian State.....	A
J. 27	54-69	L	UNC-Greensboro.....	A
J. 29	68-61	W	Chattanooga.....	A
F. 3	76-72	W	Appalachian State (OT).....	H

F. 10	69-64	W	Elon.....	A
F. 12	55-57	L	Georgia Southern.....	H
F. 17	69-51	W	The Citadel.....	A
F. 19	77-80	L	College of Charleston*.....	H
F. 22	57-75	L	Davidson.....	A
F. 25	67-76	L	Wofford.....	A
Southern Conference Tournament (North Charleston, S.C.)				
M. 1	73-71	W	UNC Greensboro	
M. 2	68-91	L	Davidson	
*Bi-Lo Center (Greenville, S.C.)				
2007-08 (7-23, 6-14, 5th SoCon South) Coach: Jeff Jackson				
N. 9	75-78	L	UNC Asheville.....	A
N. 12	46-91	L	Clemson.....	A
N. 17	69-83	L	Saint Louis.....	A
N. 23	63-68	L	Georgia Southern.....	H
N. 27	58-67	L	Bowling Green.....	H
D. 1	61-66	L	Elon.....	H
D. 5	59-75	L	Mercer.....	A
D. 15	63-75	L	UNC Greensboro.....	A
Gossner Foods Holiday Classic (Logan, Utah)				
D. 20	56-68	L	Northern Arizona	
D. 21	66-71	L	Utah Valley State	
Shamrock Office Solutions Classic (Moraga, Calif.)				
D. 28	72-103	L	CS Fullerton	
D. 29	67-62	W	Howard	
J. 3	64-60	W	Western Carolina.....	H
J. 5	60-77	L	Chattanooga.....	H
J. 10	65-73	L	Western Carolina.....	A
J. 12	58-60	L	Elon.....	H
J. 16	51-73	L	Davidson.....	H
J. 19	74-66	W	College of Charleston.....	H
J. 24	66-84	L	Appalachian State.....	H
J. 26	53-62	L	Georgia Southern.....	A
J. 30	53-51	W	The Citadel.....	H
F. 2	42-75	L	Wofford.....	A
F. 7	63-66	L	Chattanooga.....	A
F. 10	69-59	W	UNC Greensboro.....	H
F. 16	51-86	L	Davidson.....	A
F. 18	67-61	W	Wofford.....	H
F. 21	77-90	L	Appalachian State.....	A
F. 28	73-63	W	The Citadel.....	A
M. 1	59-77	L	College of Charleston.....	A
Southern Conference Tournament (North Charleston, S.C.)				
M. 7	37-52	L	Elon	

2008-09 (6-24, 4-16, 5th SoCon South)
Coach: Jeff Jackson

N. 14	67-51	W	Emory.....	H
N. 17	64-75	L	Charleston Southern.....	A
N. 23	65-85	L	Duquesne.....	A
N. 25	63-68	L	Dartmouth.....	A
N. 30	61-93	L	Notre Dame.....	A
D. 3	60-65	L	Appalachian State.....	H
D. 5	48-72	L	South Carolina.....	A
D. 18	66-77	L	North Florida.....	H
D. 22	49-68	L	Vanderbilt.....	A
D. 29	68-64	W	Berry.....	H
J. 3	57-67	L	Western Carolina.....	H
J. 8	60-71	L	Samford.....	A
J. 10	46-73	L	Chattanooga.....	A
J. 15	69-74	L	The Citadel (OT).....	H
J. 17	71-78	L	College of Charleston.....	H
J. 21	43-83	L	Davidson.....	A
J. 24	53-69	L	Georgia Southern.....	A
J. 26	59-54	W	UNC Greensboro.....	H
J. 29	54-63	L	Western Carolina.....	A
J. 31	75-77	L	Appalachian State.....	A
F. 5	63-57	W	Samford.....	H
F. 7	72-70	W	Chattanooga.....	H
F. 9	66-74	L	Elon.....	H
F. 12	70-60	W	Georgia Southern.....	H
F. 14	60-75	L	Davidson.....	H
F. 21	82-85	L	Wofford (OT).....	H
F. 26	54-75	L	The Citadel.....	A
F. 28	58-69			

FURMAN MEN'S BASKETBALL RECORD BOOK

D. 3	65-86	L	Davidson	A
D. 6	86-66	W	UVA-Wise	H
D. 11	85-79	W	Jacksonville	H
D. 17	76-63	W	Western Kentucky	A
D. 20	71-75	L	Presbyterian	A
D. 23	50-64	L	Georgia	A
D. 30	61-72	L	UNC Wilmington	A
J. 5	77-45	W	The Citadel	H
J. 7	43-66	L	College of Charleston	H
J. 12	50-56	L	Appalachian State	A
J. 14	58-55	W	Western Carolina	A
J. 19	64-54	W	Georgia Southern	H
J. 21	72-79	L	Wofford	H
J. 26	69-63	W	College of Charleston	A
J. 28	67-58	W	The Citadel	A
F. 1	53-71	L	Davidson	H
F. 4	93-85	W	UNCG	H
F. 6	57-64	L	Georgia Southern	A
F. 9	69-79	L	Appalachian State	H
F. 11	80-66	W	Western Carolina	H
F. 18	49-55	L	Samford	A
F. 23	65-57	W	Chattanooga	H
F. 25	52-67	L	Wofford	A
Southern Conference Tournament					
(Asheville, N.C.)					
M. 2	75-66	W	Samford	H
M. 3	54-73	L	Davidson	H

2012-13 (7-24, 3-15, 6th SoCon South)

Coach: Jeff Jackson					
N. 10	47-68	L	Columbia	H
N. 13	90-71	W	Southern Wesleyan	H
N. 16	55-72	L	Clemson	H
N. 19	76-53	W	Brevard	H
N. 25	46-73	L	Mercer	A
N. 28	65-79	L	Western Carolina	H
D. 1	50-77	L	Loyola (Ill.)	A
D. 9	81-57	W	Presbyterian	H
D. 15	50-64	L	Auburn	A
D. 18	55-79	L	Wake Forest	A
D. 22	53-65	L	Jacksonville	A
D. 30	53-72	L	SMU	A
J. 5	56-60	L	College of Charleston	A
J. 12	73-81	L	Davidson	H
J. 14	69-65	W	Wofford	H
J. 17	59-73	L	Elon	A
J. 20	69-61	W	UNCG	A
J. 24	50-63	L	Wofford	H
J. 31	81-74	W	Georgia Southern	H
F. 2	79-84	L	The Citadel	H
F. 7	65-88	L	UNCG	H
F. 9	60-64	L	College of Charleston	H
F. 11	66-72	L	Appalachian State	A
F. 14	49-83	L	Chattanooga	A
F. 16	53-64	L	Samford	H
F. 20	36-73	L	Davidson	A
F. 23	61-78	L	Georgia Southern	H
F. 28	57-68	L	The Citadel	H
M. 2	50-74	L	College of Charleston	H
Southern Conference Tournament					
(Asheville, N.C.)					
M. 8	55-51	W	Samford	H
M. 9	60-74	L	Appalachian State	H



Niko Medved

2013-14 (9-21, 3-13, 10th SoCon)

Coach: Niko Medved					
N. 8	66-49	W	Sewanee	H
N. 12	75-64	W	Gardner-Webb	H
N. 15	69-70	L	Florida Gulf Coast	H
N. 23	55-89	L	Coll. of Charleston	A
N. 26	54-75	L	Virginia Tech	A
N. 30	89-72	W	Brevard	H
D. 4	48-79	L	Fordham	A
D. 7	74-59	W	Presbyterian	A
D. 10	93-97	L	Mars Hill	H
D. 14	35-71	L	Clemson	A
D. 20	86-83	W	Liberty	H
D. 28	60-90	L	California	A
D. 30	75-65	W	UC Davis	A
J. 4	63-72	L	Chattanooga	H
J. 6	82-90	L	UNCG	A
J. 9	56-73	L	Davidson	H
J. 11	55-57	L	Samford	A
J. 16	81-88	L	Georgia Southern (OT)	A
J. 18	76-71	W	The Citadel	A
J. 25	52-76	L	Wofford	H
J. 21	52-67	L	Chattanooga	A
F. 3	68-76	L	Samford	H
F. 8	50-65	L	Davidson	A
F. 10	75-83	L	Western Carolina	A
F. 15	76-67	W	The Citadel	H
F. 20	50-70	L	Wofford	H
F. 22	68-53	W	Appalachian State	H
F. 24	49-78	L	Elon	H
F. 27	73-82	L	Georgia Southern	H
Southern Conference Tournament					
(Asheville, N.C.)					
M. 7	50-65	L	Georgia Southern	H

2014-15 (11-22, 5-13, 10th SoCon)

Coach: Niko Medved					
N. 14	40-75	L	College of Charleston	H
N. 19	84-65	W	Appalachian State	H
N. 22	55-58	L	UC Davis	H
N. 26	54-93	L	Duke	A
D. 1	52-66	L	Liberty	A
D. 6	74-64	W	Samford	H
D. 9	69-80	L	TCU	A
D. 13	68-74	L	Gardner-Webb	A
D. 19	78-83	L	FGCU	A
D. 22	76-86	L	Minnesota	A
D. 30	72-35	W	St. Andrews	H
J. 3	60-72	L	Chattanooga	A
J. 5	53-72	L	Western Carolina	A
J. 8	71-64	W	UNCG	H
J. 10	73-83	L	VMI	H
J. 15	64-67	L	Mercer	A
J. 17	74-72	W	The Citadel	A
J. 22	49-74	L	Wofford	A
J. 24	82-46	W	Allen	H
J. 29	59-55	W	ETSU	H
J. 31	58-68	L	Samford	A
F. 5	71-74	L	Chattanooga	H
F. 7	68-74	L	Mercer	H
F. 12	59-93	L	VMI	A
F. 14	59-66	L	ETSU	A
F. 19	56-62	L	The Citadel	H
F. 22	49-84	L	UNCG	A
F. 26	53-49	W	Western Carolina	H
F. 28	60-62	L	Wofford	H
Southern Conference Tournament					
(Asheville, N.C.)					
M. 6	73-56	W	The Citadel	H
M. 7	69-67	W	Chattanooga	H
M. 8	52-49	W	Mercer	H
M. 9	64-67	L	Wofford	H

2015-16 (19-16, 11-7, T3rd SoCon)

Coach: Niko Medved					
N. 13	63-53	W	Presbyterian	H
N. 17	79-70	W	Appalachian State	A
N. 19	68-77	L	Charlotte	A
Battle 4 Atlantis					
(Storrs, Conn.)					
N. 21	58-83	L	UConn	A
Battle 4 Atlantis					
(Elon, N.C.)					
N. 26	69-73	L	Texas A&M-CC	N
N. 27	69-60	W	Mount St. Mary's	N
D. 1	99-38	W	Piedmont International	H
D. 8	79-56	W	Liberty	H

D. 12	53-73	L	Gardner-Webb	H
D. 16	94-46	W	Bluefield	H
D. 19	50-70	L	Dayton	A
D. 22	49-62	L	Navy	A
D. 29	65-67	L	UNC Asheville	A
J. 2	85-57	W	VMI	H
J. 5	66-67	L	UNCG	A
J. 9	70-55	W	Chattanooga	H
J. 11	77-57	W	Samford	H
J. 14	65-69	L	Mercer	A
J. 16	86-89	L	The Citadel	A
J. 23	63-62	W	Wofford	H
J. 25	68-56	W	VMI	H
J. 28	62-60	W	Western Carolina	H
J. 30	74-70	W	ETSU	H
F. 4	67-65	W	Samford	A
F. 6	54-62	L	Chattanooga	A
F. 8	79-72	W	UNCG	H
F. 11	95-75	W	The Citadel	H
F. 13	85-74	W	Mercer	H
F. 20	73-77	L	Wofford	A
F. 25	75-80	L	ETSU	H
F. 27	62-73	L	Western Carolina	A
Southern Conference Tournament					
(Asheville, N.C.)					
M. 5	80-64	W	UNCG	H
M. 6	76-84	L	ETSU	H
Collegelsider.com Tournament					
M. 15	58-57	W	Louisiana-Monroe	H
M. 19	72-80	L	UL Lafayette	H

2016-17 (23-12, 14-4, T1st SoCon)

SoCon Regular Season Champion					
Coach: Niko Medved/Bob Richey (Int.)					
N. 11	71-73	L	Presbyterian	A
CBE Hall of Fame Classic					
(Birmingham, Ala.)					
N. 14	84-74	W	UAB	H
CBE Hall of Fame Classic					
(Athens, Ga.)					
N. 17	78-84	L	Georgia	H
N. 19	102-53	W	Trinity Baptist	H
CBE Hall of Fame Classic					
(Greenville, S.C.)					
N. 22	58-64	L	UNC Asheville	H
N. 25	98-48	W	Hiwassee	H
N. 30	57-58	L	Winthrop (OT)	A
D. 3	79-46	W	Navy	H
D. 6	61-58	W	Liberty	A
D. 10	68-65	W	Gardner-Webb	A
D. 16	67-69	L	S.C. State	H
D. 19	68-62	W	Tennessee Tech	A
D. 22	62-68	L	Michigan	A
D. 31	83-68	W	The Citadel	H
D. 3	71-69	W	Mercer	H
J. 5	83-73	W	Samford	A
J. 7	64-80	L	Chattanooga	A
J. 14	58-67	L	Wofford	A
J. 19	75-62	W	ETSU	H
J. 21	89-72	W	VMI	H
J. 25	85-37	W	Western Carolina	H
J. 28	73-67	W	UNCG	A
F. 2	70-68	W	Mercer	A
F. 4	99-91	W	The Citadel	A
F. 9	60-56	W	Chattanooga	H
F. 11	90-73	W	Samford	H
F. 13	80-52	W	VMI	A
F. 15	74-62	W	Western Carolina	A
F. 18	52-73	L	UNCG	H
F. 22	81-93	L	ETSU (OT)	A
F. 25	78-69	W	Wofford	H
Southern Conference Tournament					
(Asheville, N.C.)					
M. 4	63-67	L	Samford	A
Collegelsider.com Tournament					
M. 16	79-57	W	USC Upstate	A
M. 25	79-64	W	Campbell	A
M. 29	51-77	L	*Saint Peter's	A

2018-19 (25-8, 13-5, T3rd SoCon)

Coach: Bob Richey					
N. 6	102-48	W	Bob Jones	H
N. 9	60-58	W	Loyola Chicago	A
N. 13	88-86	W	Gardner-Webb (OT)	H
N. 15	107-67	W	North Greenville	H
N. 17	76-68	W	Villanova (OT)	H
N. 21	74-57	W	Southern Wesleyan	H
N. 25	65-51	W	UNC Asheville	A
D. 1	90-88	W	Western Carolina (2OT)	H
D. 4	98-77	W	Elon	A
D. 8	74-60	W	USC Upstate	A
D. 11	77-69	W	Charleston Southern	H
D. 15	93-50	W	UNC Wilmington	H
D. 21	57-75	L	LSU	A
D. 29	56-79	L	ETSU	A
J. 3	71-58	W	Mercer	H
J. 5	101-85	W	The Citadel	H
J. 10	89-57	W	VMI	A
J. 12	79-89	L	UNCG	A
J. 19	54-59	L	Wofford	A
J. 24	73-58	L	Chattanooga	H
J. 26	73-75	L	Samford	H
J. 31	71-61	W	The Citadel	A
F. 2	74-63	W	Mercer	A
F. 7	64-45	W	Western Carolina	A



Bob Richey

2017-18 (23-10, 13-5, 3rd SoCon)

Coach: Bob Richey					
N. 10	101-48	W	Bob Jones	H
N. 14	76-67	W	Elon	H
N. 18	65-82	L	Butler	A
PK 80 Classic					
(Durham, N.C.)					
N. 20	63-92	L	Duke	H
PK 80 Classic					
(Nashville, Tenn.)					
N. 24	78-64	W	New Hampshire	N
N. 25	78-67	W	Northeastern	N
N. 29	74-93	L	Winthrop	H
D. 2	64-50	W	Tennessee Tech	H
D. 5	83-72	W	UNC Asheville	H
D. 9	101-72	W	S.C. State	H
D. 14	103-47	W	Montreat	H
D. 17					

FURMAN MEN'S BASKETBALL RECORD BOOK

2021-22 (22-12, 12-6, 2nd SoCon)

Coach: Bob Richey

N. 9	118-66	W	North Greenville	H
N. 12	80-72	W	Louisville (OT)	A
N. 15	89-95	L	Belmont (OT)	A
N. 19	81-64	W	Radford	H
N. 21	66-77	L	Navy	H
N. 27	87-77	W	USC Upstate	A
N. 30	74-70	W	High Point (2OT)	A
D. 3	91-88	W	Coll. of Charleston (OT)	H
D. 7	80-85	L	Winthrop	A
D. 10	73-65	W	Appalachian State	H
D. 14	61-74	L	North Carolina	A
D. 17	66-69	L	Mississippi State	A
D. 21	75-61	W	Presbyterian	H
D. 29	81-49	W	Samford	H
J. 1	67-76	L	VMI	A
J. 5	58-54	W	UNCG	A
J. 8	81-66	W	Mercer*	H
J. 12	78-69	W	ETSU	H
J. 15	69-71	L	Chattanooga	A
J. 19	88-50	W	Western Carolina	H
J. 22	75-50	W	Wofford	A
J. 26	79-64	W	VMI	H
J. 29	80-50	W	Mercer	A
F. 2	102-83	W	The Citadel	H
F. 5	56-58	L	UNCG*	H
F. 7	71-75	L	ETSU	A
F. 12	58-64	L	Chattanooga	H
F. 16	103-85	W	Western Carolina	A
F. 19	70-69	W	Wofford*	H
F. 23	75-83	L	Samford	A
F. 26	94-59	W	The Citadel	A
Southern Conference Tournament (Asheville, N.C.)					
M. 5	80-66	W	Mercer		
M. 6	71-68	W	Samford		
M. 7	63-64	L	Chattanooga (OT)		

* Bon Secours Wellness Arena (Greenville, S.C.)

2022-23 (28-8, 15-3, 1st SoCon)

SoCon Regular Season Champion

SoCon Tournament Champion

Coach: Bob Richey

N. 7	91-55	W	North Greenville	H
N. 11	89-74	W	Belmont	H
ESPN Charleston Classic (Charleston, S.C.)					
N. 17	68-73	L	Penn State	N
N. 18	77-82	L	Old Dominion	N
N. 20	79-60	W	South Carolina	N
N. 25	102-74	W	Tusculum	H
N. 29	65-61	W	Appalachian State	A
D. 3	88-76	W	South Carolina State	H
D. 6	82-85	L	High Point	H
D. 10	82-67	W	Winthrop	H
D. 13	73-92	L	North Carolina State	A
Greenville Winter Invitational					
D. 17	72-70	W	Stephen F. Austin*	N
D. 19	106-79	W	Anderson	H
D. 29	85-62	W	VMI	H
D. 31	67-79	L	Western Carolina	A
J. 4	97-72	W	The Citadel	H
J. 7	70-56	W	ETSU	A
J. 11	84-66	W	Mercer	A
J. 14	80-88	L	UNCG (OT)	H
J. 18	77-69	W	Chattanooga	A
J. 22	96-82	W	Wofford	A
J. 25	91-84	W	Samford (OT)	H
J. 29	69-57	W	UNCG	A
F. 1	79-58	W	Chattanooga	H
F. 4	80-67	W	Wofford*	H
F. 8	94-63	W	VMI	A
F. 11	93-59	W	Western Carolina	H
F. 15	65-69	L	The Citadel	A
F. 19	83-79	W	ETSU	H
F. 22	70-67	W	Mercer	H
F. 25	93-79	W	Samford	A
Southern Conference Tournament (Asheville, N.C.)					
M. 4	73-58	W	Mercer		
M. 5	83-80	W	Western Carolina (OT)		
M. 6	88-79	W	Chattanooga		
NCAA Tournament (Orlando, Fla.)					
M. 16	68-67	W	Virginia	N
M. 18	52-75	L	San Diego State	N

* Bon Secours Wellness Arena (Greenville, S.C.)