

2020 FURMAN BASEBALL

Dax Roper, C



RECORD BOOK



Most Games Played

Season: 61, Carter Grote, 2017
 Career: 224, Will Muzika, 2010-13
 224, Chris Ohmstede 2012-15

Most Game Started

Season: 61, Carter Grote, 2017
 Career: 221, Will Muzika, 2010-13
 Consecutive: 216, Derek Norman, 2001-04

Most At Bats

Game: 9, Aaron Thompkins vs. Western Carolina, May 13, 2011
 9, Will Muzika vs. Western Carolina, May 13, 2011
 Opponent: 8, Nick Liles, Western Carolina, Apr. 25, 2009
 8, Stephen Notaro, Western Carolina, May 13, 2011
 Season: 251, Jordan Simpson, 2014
 Career: 875, Will Muzika, 2010-13

Most Hits

Game: 6, Carter Grote vs. Gardner-Webb, May 3, 2017
 Season: 88, Derek Norman, 2002
 Career: 288, Derek Norman, 2001-04
 Consecutive: 7, Danny Rueckel vs. VMI (3) and Georgia State (4), Mar. 19-22, 2000
 7, Will Owens vs. Dayton (3) and Ohio (4), Mar. 4-5, 2010
 Consecutive Games: 27, Phil King, 1964-65
 27, A.J. Davidiuk, 2004-05

Highest Batting Average

Season: .432, Jimmy Powell, 1941
 Career: .378, Phil Chewning, 1960-62

Most Singles

Season: 67, Andrew Greene, 2005
 Career: 204, Andrew Greene, 2003-06

Most Doubles

Game: 4, Andy Hancock vs. East Tennessee State, Apr. 1, 1968
 Game (Opponent): 5, Luke Drumheller, Appalachian State, Mar. 10, 2019
 Season: 23, Case Cassidy, 2006
 Career: 61, Derek Norman, 2001-04



Hunter Burton's 41 stolen bases in 2014 and 14 career triples are Furman standards.

Most Triples

Game: 3, Ted Yakimowicz vs. Clemson, May 12, 1954
 Season: 7, Ben Anderson, 2018
 Career: 14, Jody Wade, 1996-99
 14, Hunter Burton, 2011-14

Most Home Runs

Game: 3, John Laney vs. South Carolina, Apr. 12, 1928
 3, Brent Williams vs. Piedmont, Feb. 14, 1991
 3, Jim Morrill vs. Davidson, Mar. 15, 1998
 3, Danny Rueckel vs. VMI, Mar. 19, 2000
 Games (Consecutive): 4, Chris Ohmstede vs. College of Charleston, Winthrop, & ETSU (2 games), April 26-May 2, 2015
 4, Jared Mihalik vs. Georgia State & Mercer (3 games), Apr. 4-8, 2018
 Game (Opponent): 3, Ray Mathews, Clemson, May 1, 1950
 3, Bill Barnett, Clemson, Apr. 22, 1953
 3, Cole Rakar, College of Charleston, Mar. 28, 2009
 3, Tyler Thornburg, Charleston So., Apr. 22, 2009
 Season: 17, Brent Williams, 1991
 Career: 43, Chris Ohmstede, 2012-15

Most Grand Slams

Season: 3, Dominic Franchini, 2002
 Career: 3, Dominic Franchini, 2001-04

Extra Base Hits

Game: 4, Andy Hancock vs. ETSU, Apr. 1, 1968 (4 doubles)
 4, Case Cassidy vs. Appalachian State, 2006 (2 home runs, 1 triple, 1 double)
 Season: 33 (17 HR, 15 2B, 1 3B), Brent Williams, 1991
 Career: 98 (25 HR, 61 2B, 12 3B), Derek Norman, 2001-04

Most RBI

Game: 7, (most recent) Chris Ohmstede vs. Dayton, May 16, 2013
 Game (Opponent): 10, Ray Mathews, Clemson, May 1, 1950
 Season: 60, Brent Williams, 1991
 Career: 181, Chris Ohmstede, 2012-15

Most Total Bases

Game: 14 (3 HR, 2 1B), John Laney vs. South Carolina, 1928
 14 (2 HR, 3B, 2B, 1B), Jabari Richards vs. Gardner-Webb, Mar. 27, 2019
 Game (Opponent): 13 (2 HR, 2 2B, BB), John Menken, Winthrop, Apr. 6, 2015
 Season: 134, Brent Williams, 1991
 Career: 448, Derek Norman, 2001-04

Highest Slugging Percentage

Season: .765 (85 AB, 65 TB), Greg Harrison, 2013
 Career: .616 (443 AB, 273 TB), Rock Hurst, 1982-85

Most Runs Scored

Game: 6, Bill Hutt vs. Presbyterian, Apr. 1, 1935
 Game (Opponent): 5, John Menken, Winthrop, Apr. 6, 2015
 Season: 59, Carter Grote, 2017
 Career: 190, Derek Norman, 2001-04

Most Stolen Bases

Season: 41 (51 att.), Hunter Burton, 2014
 Career: 96 (112 att.), Jody Wade, 1996-99

Highest Stolen Base Percentage

Season: .955 (21x22), Randy Howell, 1976
 Career: .935 (43x46), Randy Howell, 1975-77

Most Sacrifice Bunts

Season: 15, Andrew Greene, 2005
 Career: 38, Andrew Greene, 2003-06



Carter Grote's six hits in Furman's 27-10 win over Gardner-Webb in 2017 is a school record.

Most Sacrifice Flies

Season: 7, Will Miller, 2010
 7, Greg Harrison, 2014
 Career: 15, D.J. Bissinger, 1995-98

Most Hit By Pitch

Season: 16, Greg Harrison, 2014
 Career: 33, Will Miller, 2009-12

Most Bases On Balls

Game: 5, Ryan Pressnell vs. Indiana, Feb. 16, 2001
 Opponent: 4, Alan Parks, Charlotte, Mar. 9, 2009
 Season: 42, Bobby Hubbard, 2008
 Career: 124, Alex Abrams, 2011-14

Most Strikeouts

Game: 5, Cameron Whitehead vs. Mercer, May 25, 2017
 Season: 70, Dax Roper, 2019
 Career: 165, Will Muzika, 2010-13

Toughest To Strike Out

Season: 1K:32.2 AB (3K, 97 AB), Bob Roma, 1981
 Career: 1K:20.1 AB (22K, 443 AB), Bob Roma, 1979-82

Most Consecutive Games Hit

27, Phil King, 1964-65
 27, A.J. Davidiuk, 2004-05
 25, Paul Nitto, 2012-13
 24, Andrew Greene, 2006
 23, Adam Etherington, 2001

Hit For Cycle

Bob Stewart vs. Wofford, Apr. 26, 1948
 Tommy John III vs. Appalachian State, April 1, 2000
 Case Cassidy vs. Appalachian State, 2006
 Jabari Richards vs. Gardner-Webb, Mar. 27, 2019

Hit For Cycle (Opponent)

Bryce Redeker, Miami (Ohio), Feb. 20, 2010



Most Appearances

Season: 37, Matt Dickson, 1996
 Career: 118, Rob Purvis, 1999-02

Most Starts

Season: 18, Corey Etheridge, 2000
 18, Tom Mastny, 2002
 Career: 58, Corey Etheridge, 1999-02
 58, Tom Mastny, 2000-03

Complete Games

Season: 11, Will Ertel, 1991
 Career: 30, John Katona, 1969-72

Shutouts

Season: 3, John Katona, 1970 & '71
 Career: 7, John Katona, 1969-72

Wins

Season: 12 (12-6), Will Ertel, 1991
 Career: 29 (29-12), John Katona, 1969-72

Winning Percentage

Season: 1.000 (6-0), Elliott Warford, 2012
 Career: .707 (29-12), John Katona, 1969-72

Losses


Season: 10, Richard Godsey, 1966
 10 (2-10), Kirk Burnett, 1987
 Career: 26 (14-26), Kirk Burnett, 1984-87

Most Innings

Season: 132.1, Will Ertel, 1991
 Career: 405.0, Tom Mastny, 2000-03

Lowest Earned Run Average

Season (Min. 35.0 IP): 1.09, Tom Mastny, 2003
 Career (Min. 75.0 IP): 1.64, John Katona, 1969-72



Will Ertel's school record 12 wins in 1991 keyed Furman to an NCAA Tournament appearance.

Most Strikeouts

Game: 17, John Katona vs. Western Carolina, Apr. 11, 1971
 Opponent: 24, Tony Avitable, Florida State, Mar. 16, 1956
 Season: 109, John Katona, 1971
 Career: 302, John Katona, 1969-72

Highest Strikeout Ratio Per Nine Innings

Season (Min. 35.0 IP): 10.82, Ben Hunter, 2005
 Career (Min. 75.0 IP): 10.85, Tom Harrison, 1969-71

Highest Strikeouts-To-Walk Ratio

Season (Min. 35.0 IP): 5.56, Will Gaddis, 2017
 Career (Min. 75.0 IP): 3.97, Will Gaddis, 2015-17

Most Walks

Season: 69, Kirk Burnett, 1985
 Career: 164, Kirk Burnett, 1984-87

Most Hit Bastmen

Season: 19, Rusty Putnam, 2000
 Career: 49, Tom Mastny, 2001-04

Most Pickoffs

Game: 3, Harry Norman vs. ETSU, Apr. 3, 2016

Most Wild Pitches

Season: 15, Daniel Stallsmith, 2011
 Career: 48, Seth Rhine, 1995-98

Decisions

Season: 18 (12-6), Will Ertel, 1991
 Career: 47 (28-19), Tom Mastny, 2000-03

Saves

Season: 11, Nick Hollstegge, 2006
 Career: 21, Nick Hollstegge, 2004-07

MISCELLANEOUS

Furman No-Hitters

Buck Gay — Furman 8, Wofford 0 (Apr. 27, 1954)
 Steve Martin — Furman 6, Davidson 0, 5 Inn. (May 14, 1966)
 John Jackson — Furman 2, Davidson 0, 7 Inn. (Apr. 16, 1971)
 Artie Dowd — Furman 4, VMI 0 (Apr. 1, 1978)
 Peter Jones — Furman 18, VMI 0 (Mar. 19, 1979)

Opponent No-Hitters

LeGrand Rouse, Wofford (Apr. 24, 1928) Wofford 11, Furman 0
 Roger Coe, Toledo (Mar. 26, 1974) Toledo 1, Furman 0 (7 Inn.)
 John Burke, Florida (May 23, 1991) Florida 2, Furman 0
 Kyle Goodson, Georgia (Mar. 17, 1999)....combined w/4 others
 Georgia 14, Furman 1
 Rodney Hancock, The Citadel (May 14, 1999) Citadel 24, Furman 0

Two Wins On Same Day


CoCo Meyer (April 11, 1959)
 Furman 7, VMI 5 (Starting...6.1 IP, 11 H, 2 R, 2 ER, 5 K, 2 BB)
 Furman 8, VMI 7 (Relief...3.2 IP, 4 H, 2 R, 0 ER, 2 K, 0 BB)

Doubleheader Complete Games

vs. Samford (May 6, 2017)
 Will Gaddis (9.0 IP, 4 H, 1 R, 1 ER, 1 BB, 6 K)...4-1 win
 Grant Schuermann (9.0 IP, 6 H, 2 R, 2 ER, 0 BB, 4 K)...3-2 win



All-American Tom Mastny led the NCAA with a 1.09 ERA in 2003.



Will Gaddis displayed outstanding control during his impressive Furman career (2015-17).



Most Putouts

Season: 525, Dominic Franchini, 2003
 Career: 1581, Dominic Franchini, 2001-04

Most Assists

Season: 189, Danny Rueckel, 2001
 Career: 624, Danny Rueckel, 1999-02

Most Total Chances

Season: 564, Dominic Franchini, 2003
 Career: 1712, Dominic Franchini, 2001-04

Most Errors

Season: 27, Hunter Burton, 2012
 Career: 74, Hunter Burton, 2011-14

Double Plays

Season: 47, Aaron Thompkins, 2011
 Career: 117, Marcus Rose, 2006-09

Most Passed Balls

Season: 25, Monty Hitchner, 1981
 Career: 32, Brent Williams, 1988-91

FIELDING STANDARDS BY POSITION

First Base

Season: .995 (190 TC, 1 E), John Campbell, 1971
 Career: .993 (991 TC, 7 E), Aaron Thompkins, 2008-11

Second Base

Season: .990 (250 TC, 5 E), Clint Hill, 2003
 Career: .978 (402 TC, 9 E), Clint Hill, 2000-03

Shortstop

Season: .964 (279 TC, 10 E), J.B. Jenkins, 2011
 Career: .956 (709 TC, 31 E), Connor Lind, 2006-09

Third Base

Season: .956 (251 TC, 11 E), Matthew Betsill, 2005
 Career: .936 (808 TC, 52 E), Matthew Betsill, 2003-05

Catcher

Season: 1,000 (185 TC, 0 E), Justin Maderer, 2001
 Career: .988 (830 TC, 10 E), Justin Maderer, 1998-01



Furman fielded at a record .971 clip in 2016.

Outfield

Season: 1,000 (111 TC, 0 E), Tracy Ballew, 1995
 1,000 (141 TC, 0 E), Will Miller, 2010
 Career: .989 (527 TC, 6 E), Andrew Greene, 2003-06

TEAM BATTING

At-Bats

Game: 70 vs. Western Carolina, May 13, 2011
 Game (Opponent): 60, Western Carolina, May 13, 2011
 Season: 2,137, 2002

Hits

Game: 28 vs. Gardner-Webb, May 3, 2017
 Game (Opponent): 30 by College of Charleston, Mar. 29, 2009
 Season: 665, 2002

Batting Average

Season: .324, 2006

Doubles

Season: 125, 2017

Triples

Season: 24, 2001

Home Runs

Game: 7 vs. Gardner-Webb, May 3, 2017
 Game (Opponent): 9 by College of Charleston, Mar. 29, 2009
 Season: 71, 2010

Grand Slams

Game: 2 vs. Georgia State, Apr. 24, 2018
 Game (Combined): 3 (2 by Furman, 1 by Georgia State),
 Apr. 4, 2018

RBI

Season: 369, 2006

Total Bases

Season: 1036, 2017

Slugging Percentage

Season: .472, 2006

Runs Scored

Inning: 14 (4th) vs. Western Carolina, Mar. 25, 2000
 Inning (Opponent): 13 (5th), Coll. of Charleston, Mar. 29, 2009
 Game: 30 vs. The Citadel, Apr. 24, 1926
 Game (Opponent): 30, Ohio, Mar. 16, 1979
 Game (Combined): 38, Clemson (23), Furman (15), May 12, 2015
 Season: 665, 2002

Stolen Bases

Game: 11 vs. Gardner-Webb, May 4, 2012
 Season: 127, 1996

Sacrifice Bunts

Season: 50, 2006

Sacrifice Flies

Season: 37, 2014

Hit By Pitch

Season: 65, 2005

Bases On Balls

Game: 15 vs. Marshall, Mar. 27, 1997
 Game (Opponent): 15, Clemson, May 12, 2015
 Season: 242, 2011

Strikeouts

Game: 24 vs. Florida State, Mar. 16, 1956
 Season: 495, 2019

TEAM PITCHING

Innings Pitched

Season: 524.1, 2002

Fewest Hits Allowed

Game: 0, 5 times (most recent vs. VMI, Mar. 19, 1979)
 Opponent: 0, 4 times (most recent, The Citadel, May 14, 1999)
 Season: 175, 1975

Fewest Runs Allowed

Season: 112, 1970

Fewest Earned Runs Allowed

Season: 63, 1964

Earned Run Average

2.42, 1972

Strikeouts

Season: 417, 2013

Fewest Walks

Season: 87, 1963

Saves

Season: 15, 2013

TEAM FIELDING

Putouts

Season: 1588, 2014

Assists

Season: 691, 2014

Errors

Season: 119, 1995

Fielding Percentage

Season: .971, 2016

Double Plays

Game: 6 vs. Harvard, Mar. 17, 2018
 Season: 68, 2005

Triple Plays

Season: 2, 1948

MISCELLANEOUS

Games

Season: 60, 2002

Wins

Season: 33, 2008

Losses

Season: 35, 1994 & '99

Largest Deficit Overcome For Victory

10, (trailed 10-0, M3) vs. Georgia State, Apr. 4, 2018

Longest Winning Streak

15, 1925-26 (snapped with 6-4 loss to Newberry)

Longest SoCon Winning Streak

13, 2008 (snapped with 5-0 loss to Appalachian State)

Longest Losing Streak

17, 1966 (snapped with 4-2 win over VMI)

Longest SoCon Losing Streak

14, 1985-86 (snapped with 3-0 win over Davidson)

2020 FURMAN PALADINS BASEBALL / Year-By-Year Statistics



YEAR	W-L	AB	R	H	2B	3B	HR	TB	RBI	SH	SF	HP	SB	BB	SO	AVG	SLUG	PO	A	E	DP	PCT	SV	CG	IP	H	R	ER	SO	BB	ERA
1963	7-16	763	80	183	8	6	10	233								232	305							14	213.1	189	129	85	109	87	3.11
1964	17-11	849	123	208	33	6	7	274								245	322							14	228.0	184	114	63	111	123	2.48
1965	12-14	810	108	182	21	7	9	244	94	14				28	107	127	225	301	633	268	50	951		14	211.0	206	116	77	96	158	3.29
1966	4-25	798	80	160	20	10	5	215								201	269							12	208.0	255	214	158	78	117	6.83
1967	8-18	749	106	175	30	8	12	257								235	343							16	195.0	207	144	97	105	84	4.42
1968	15-12-1	862	136	217	37	4	11	295	109							251	342							6	222.0	230	167	110	156	185	4.46
1969	18-17-1	1123	149	268	31	11	10	350	133					28	136	234	239	312						12	292.1	250	163	92	218	181	2.83
1970	18-11-2	936	159	229	38	9	13	317	140					45	143	209	245	339						16	247.0	204	112	81	159	146	2.95
1971	21-12	1041	182	284	42	8	28	426	153					32	159	203	272	409	821	330	63	949		19	271.1	233	141	101	246	160	3.35
1972	19-13-1	937	127	219	32	9	12	306	108	29	6			15	111	171	234	327						19	253.1	203	103	68	182	137	2.42
1973	18-15-1	1092	219	297	46	8	4	371	172	25	5	9	49	173	194	272	339							11	277.2	262	157	95	184	141	3.09
1974	14-20	1035	111	221	37	7	6	291	83	39	5	7	47	130	188	214	281							16	291.2	243	143	85	207	167	2.62
1975	10-12	650	108	159	27	6	8	222	86	12	8	5	36	101	117	245	341	513	215	47	939	1	11	173.0	175	109	77	97	111	4.01	
1976	23-16	1273	185	356	38	7	18	462	156	24	11	9	85	109	184	280	363	960	410	91	26	931	4	23	320.0	306	171	132	156	180	3.71
1977	14-30	1372	203	366	50	15	20	506	172	30	9	13	67	142	179	267	369	1048	437	105	33	934	4	15	349.1	424	277	190	180	178	5.10
1978	13-18	1036	188	310	53	11	24	457	174					30	114	142	299	441	736	324	95	918	1	10	245.3	287	203	138	119	153	5.06
1979	16-16	1069	182	304	45	8	13	404	156	18	14	10	24	112	130	284	378	801	359	96	27	924	2	16	267.0	313	220	154	132	166	5.19
1980	7-22	969	144	267	37	10	15	369	124	25	9	11	14	148	128	276	380	727	322	83	13	927	0	11	242.0	311	222	171	154	151	6.36
1981	11-33	1455	228	424	53	12	32	597	200	35	10	10	42	150	220	291	410	1044	480	108	38	934	2	11	348.0	450	375	275	174	258	7.11
1982	15-19-1	1074	207	335	53	15	24	490	182	23	9	7	71	136	131	312	456	768	352	85	29	929	0	19	256.0	272	207	139	135	153	4.89
1983	4-22	792	106	223	33	7	13	309	93	14	6	7	27	67	115	282	390	591	284	58	12	938	0	13	197.0	246	191	143	101	138	6.53
1984	16-19	1076	196	306	47	4	26	439	176	29	12	13	69	129	165	284	408	824	448	83	38	939	1	13	274.2	336	212	155	143	134	5.08
1985	16-29	1354	265	403	61	8	39	597	233	23	10	13	64	194	196	298	441	988	460	110	35	929	0	22	329.1	491	371	268	180	214	7.32
1986	15-24	1242	240	367	61	5	28	522	209	33	10	13	67	160	159	295	420	921	352	74	39	945	0	12	308.0	409	285	220	158	179	6.43
1987	11-26-1	1180	160	342	47	2	24	465	150	20	14	6	33	108	150	290	394	882	412	70				6	296.0	384	278	208	133	166	6.32
1988	8-29	1134	188	296	50	3	37	460	164	37	7	14	24	154	241	261	406	865	338	74	32	942	3	3	290.0	372	297	242	122	193	7.51
1989	13-21	980	128	243	44	5	22	368	115	21	8	9	40	102	187	248	375	800	378	55	29	954	2	13	267.1	285	184	140	164	135	4.71
1990	20-24	1344	198	326	51	6	29	476	165	26	7	17	52	147	288	243	354	1067	451	87				15	355.2	403	226	167	229	157	4.23
1991	26-26	1704	254	422	84	9	43	653	224	23	15	18	48	161	294	248	383	1324	612	76	35	962	2	25	441.1	487	288	243	332	170	4.96
1992	21-31	1654	273	457	89	6	30	648	234	19	13	28	29	182	261	276	392	1243	545	94	44	950	3	27	414.1	461	313	232	254	186	5.04
1993	17-22	1302	246	391	78	11	22	557	202	7	14	26	36	167	215	300	428	952	417	81	30	944	2	6	317.1	438	281	234	196	130	6.64
1994	9-35	1362	163	336	56	3	10	428	139	27	16	24	44	138	226	247	314	1058	478	90	27	945	1	5	352.2	496	311	254	256	147	6.48
1995	16-32	1586	240	423	64	16	22	585	202	24	15	20	59	180	266	267	369	1208	553	119	43	941	6	6	402.2	540	399	315	224	236	7.04
1996	26-29	1850	324	536	105	18	37	788	283	23	17	35	127	183	355	290	426	1375	616	106	53	949	9	8	458.1	546	386	300	296	208	5.89
1997	29-23-1	1779	360	503	95	12	47	763	306	26	19	30	80	229	378	283	429	1375	656	94	56	956	9	7	450.1	535	333	267	300	186	5.34
1998	21-27-1	1615	281	452	71	10	50	693	246	22	16	29	60	167	344	280	429	1217	558	91	51	951	9	5	405.2	484	327	269	315	180	5.97
1999	22-35	1863	327	529	93	10	42	768	295	33	30	49	77	223	380	284	412	1424	628	102	42	953	7	7	474.1	630	427	336	377	228	6.38
2000	27-31-1	1982	362	565	100	16	33	796	310	25	28	47	53	209	356	285	402	1505	657	114	54	950	12	4	501.2	618	442	353	304	231	6.33
2001	30-25	1972	362	571	114	24	36	841	325	29	17	37	56	191	305	290	426	1472	651	91	59	959	4	6	490.2	531	327	254	317	180	4.66
2002	26-34	2137	348	665	97	14	40	910	319	41	26	30	44	171	295	311	426	1573	671	114	61	952	9	7	524.1	613	404	325	382	253	5.58
2003	32-24	1938	312	530	92	12	17	697	271	38	15	41	45	155	325	273	360	1495	650	78	54	965	12	10	498.1	494	261	215	323	168	3.88
2004	21-33	1898	312	536	106	15	44	804	279	30	19	30	61	143	327	282	424	1425	589	95	55	955	9	1	475.0	580	362	276	284	206	5.23
2005	30-29	2058	360	613	96	12	35	838	305	49	16	65	75	179	355	298	407	1558	656	106	68	954	14	2	519.1	605	365	292	391	193	5.06
2006	32-23	1967	410	637	107	14	52	928	369	50	13	48	74	192	312	324	472	1467	632	97	51	956	14	0	489.0	562	322	242	326	172	4.45
2007	19-36	1883	276	509	78	9	36	713	248	55	15	32	49	178	358	270	379	1450	588	76	47	964	9	1	483.1	584	375	313	316	186	5.83
2008	33 -24	1968	392	591	107	13	38	838	344	51	26	49	77	93	398	300	426	1497	605	99	37	963	13	0	499.0	578	371	296	394	196	5.34
2009	24-31	1926	310	535	85	9	45	773	279	36	25	44	75	199	353	278	401	1477	619	66	58	969	9	0	492.1	672	450	387	359	225	7.07
2010	19-37	1925	354	563	95	17	71	905	292	23	28	47	73	192	323	292	470	1466	595	93	49	957	8	3	490.2	658	483	401	304	233	7.39
2011	24-33	1954	294	541	101	13	24	740	260	48	23	39	66	242																	

2020 FURMAN PALADINS BASEBALL / Annual Leaders



BATTING

AT BATS

1968	Tom Latham	102
1969	Tom Latham	129
1970	Tom Latham	111
1971	Glen Fry	114
	Mark Bonn	114
1972	Mark Bonn	114
	Mike Filipic	114
1973	Mark Bonn	109
1974	Jimmy Hagelthorn	116
1975	Randy Howell	72
1976	Russell Lee	143
1977	Everette Smith	158
1978	Tommy Southard	130
1979	Bob Roma	128
1980	Bob Roma	121
1981	Jeff Burke	174
1982	Terry Smith	128
1983	Monty Hitchner	89
1984	Rock Hurst	132
1985	Buddy Young	159
1986	Danny Greene	141
1987	Danny Greene	130
1988	David Greene	123
1989	Rob Goecker	114
1990	Ronnie Wagner	147
1991	Rob Goecker	206
1992	Rob Goecker	197
1993	Ronnie Wagner	165
1994	Tracy Ballew	159
1995	Dan Martz	191
1996	Eric Boehmer	214
1997	Jody Wade	201
1998	Dan Martz	186
1999	Jody Wade	221
2000	Chris Vades	218
2001	Ryan Presnell	222
2002	Derek Norman	235
2003	Dominic Franchini	213
2004	Derek Norman	215
2005	A.J. Davidiuk	235
2006	Andrew Greene	226
2007	Bobby Hubbard	207
2008	Bobby Hubbard	206
2009	Justin Holloway	207
2010	Will Muzika	225
2011	Will Owens	224
2012	Will Miller	242
2013	Taylor Johnson	247
2014	Jordan Simpson	251
2015	Chris Ohmstede	241
2016	Sims Griffith	215
2017	Carter Grote	247
2018	Ben Anderson	202
2019	David Weibel	229

1990	Craig McLaughlin	43
	Ronnie Wagner	43
1991	Brent Williams	66
1992	Rob Goecker	66
1993	Ronnie Wagner	49
1994	Russ Roper	59
1995	Dan Martz	65
1996	Jim Morrill	67
1997	Eric Boehmer	71
1998	Dan Martz	57
1999	Jody Wade	78
2000	Chris Valdes	72
2001	Derek Norman	76
2002	Derek Norman	88
2003	Dominic Franchini	69
2004	A.J. Davidiuk	67
2005	A.J. Davidiuk	80
2006	Case Cassey	78
2007	Bobby Hubbard	60
2008	Bobby Hubbard	65
2009	Marcus Rose	65
2010	Will Muzika	74
2011	Will Owens	72
2012	Will Owens	80
2013	Taylor Johnson	82
2014	Hunter Burton	78
2015	Chris Ohmstede	76
2016	Jake Crawford	64
2017	Carter Grote	82
2018	Ben Anderson	73
2019	David Weibel	66

BATTING AVERAGE

1960	Phil Chewning	.360
1961	Phil Chewning	.341
1962	Benny Bienkowski	.426
1963	Phil King	.306
1964	Charles Jennings	.352
1965	Ingram Haley	.302
1966	Buddy Jennings	.318
1967	Martin Harvey	.274
1968	Gary Laney	.377
1969	Glenn Fry	.293
1970	Don Legee	.310
1971	Neil Eichelberger	.389
1972	John Little	.299
1973	Mark Bonn	.330
1974	Craig Resinger	.294
1975	Randy Howell	.347
1976	Bob Grove	.358
1977	Randy Howell	.362
1978	Randy Harling	.370
1979	Bill Butler	.380
1980	Tom Alesio	.330
	Jeff Johnson	.330
1981	Gib McEachran	.355
1982	Terry Smith	.414
1983	Buddy Young	.348
1984	Rock Hurst	.386
1985	Rock Hurst	.382
1986	Eddie Halleman	.430
1987	Jim Piekutowski	.369
1988	Brent Williams	.340
1989	Chris Stone	.311
1990	Chris Stone	.303
1991	Brent Williams	.361
1992	Rob Goecker	.335
1993	Russ Roper	.385
1994	Russ Roper	.373
1995	Dan Martz	.340
1996	Jim Morrill	.332
1997	Jim Morrill	.390
1998	James Bright	.337
1999	Jody Wade	.353
2000	Cole Hubka	.336
2001	Adam Etherington	.363
2002	Derek Norman	.374
2003	Sam McLain	.324
	Dominic Franchini	.324
2004	Case Cassey	.381
2005	A.J. Davidiuk	.340

2006	Will Stenbridge	.372
2007	Joe Daysh	.303
2008	Reese Wade	.401
2009	Marcus Rose	.322
2010	Brian Harrison	.367
2011	Aaron Thompkins	.358
2012	Will Owens	.338
2013	Greg Harrison	.412
2014	Hunter Burton	.333
	Greg Harrison	.333
2015	Blake Chisolm	.342
2016	Jabari Richards	.343
2017	Brandon Elmy	.341
2018	Ben Anderson	.361
2019	Jabari Richards	.329

DOUBLES

1968	Gary Laney	9
1969	Tom Latham	6
1970	Neil Eichelberger	10
1971	Neil Eichelberger	7
	Don Legee	7
	Cleve Hightower	7
1972	Peyton Barton	7
1973	Mark Bonn	10
1974	Three Players	5
1975	Randy Howell	8
1976	Russell Lee	10
1977	Everette Smith	12
1978	Randy Harling	11
1979	Tom Alesio	7
1980	Tom Alesio	7
1981	Steve Garrison	12
1982	Terry Smith	10
1983	Paul McBride	6
1984	Eddie Halleman	9
1985	Rock Hurst	8
1986	David Greene	8
1987	Bob Thomas	8
1988	Bob Thomas	8
	Danny Greene	8
1989	Matt Piekutowski	8
	Brent Williams	8
1990	Mike Clark	8
1991	Brent Williams	15
1992	Rob Goecker	15
1993	Scott Altizer	15
1994	Russ Roper	10
	Danny Lieback	10
1995	Dan Martz	9
	Tracy Ballew	9
	Jon Placko	9
1996	Jon Placko	18
1997	Eric Boehmer	13
1998	Dan Martz	15
1999	Jody Wade	15
2000	Danny Rueckel	14
	Chris Valdes	14
2001	Adam Etherington	19
2002	Drew Latora	13
2003	Derek Norman	19
2004	Derek Norman	15
2005	Matthew Betsill	20
2006	Case Cassey	23
2007	Bobby Hubbard	15
2008	Campbell Lewis	15
2009	5 Players (Tied)	5
2010	Will Miller	12
	J.B. Jenkins	12
2011	Will Muzika	16
2012	Taylor Johnson	21
2013	Taylor Johnson	17
2014	Greg Harrison	14
2015	Jordan Simpson	14
2016	Jake Crawford	15
2017	Carter Grote	16
2018	Bradon Elmy	13
2019	Dax Roper	14

TRIPLES

1968	Four Players	1
------	--------------	---

1969	Glenn Fry	4
1970	Jerry Martin	3
1971	Jerry Martin	2
	Neil Eichelberger	2
1972	Mark Bonn	2
	Mike Bartik	2
1973	Jimmy Haglethorn	2
1974	Jimmy Haglethorn	3
1975	Randy Howell	2
1976	Seven Players	1
1977	Randy Howell	5
1978	Tommy Southard	3
	Randy Harling	3
1979	Randy Harling	2
1980	Bob Roma	5
1981	Jeff Burke	6
1982	Gib McEachran	3
1983	Buddy Young	3
1984	Buddy Young	2
1985	Buddy Young	2
	Paul McBride	2
1986	Eddy Halleman	2
	Paul McBride	2
1987	Danny Greene	1
	Chris Stone	1
1988	Danny Greene	1
	David Greene	1
	Corey Holden	1
1989	Craig McLaughlin	2
	Matt Piekutowski	2
1990	Rob Goecker	2
1991	Craig McLaughlin	2
1992	Ronnie Wagner	3
1993	Ronnie Wagner	4
1994	Tracy Bellew	3
1995	Jim Morrill	4
1996	Brandon Hollier	4
1997	Jim Morrill	3
	Jody Wade	3
1998	Jody Wade	5
1999	Jody Wade	4
2000	Chris Valdes	6
2001	Adam Etherington	6
2002	Nick Wajda	2
2003	Five Players	2
2004	Derek Norman	4
2005	Matthew Betsill	3
	Nick Wajda	3
2006	Jay Jackson	4
2007	Bobby Hubbard	4
2008	Marcus Rose	3
2009	Brian Harrison	5
2010	Will Miller	5
2011	J.B. Jenkins	4
2012	Hunter Burton	6
2013	Hunter Burton	2
2014	Hunter Burton	5
2015	Jake Jones	2
2016	Jabari Richards	3
2017	Carter Grote	5
2018	Ben Anderson	7
2019	Jabari Richards	4

HOME RUNS

1968	Marvin Haley	6
1969	Four Players	2
1970	Tom Latham	5
	Jerry Martin	5
1971	Neil Eichelberger	8
1972	Don Legee	4
1973	Walt Kalita	2
1974	Tim Schneider	3
1975	Randy Howell	3
1976	Randy Howell	11
1977	Everette Smith	7
1978	Russell Lee	5
	Timmy Lee	5
1979	Tom Alesio	3
1980	Steve Garrison	4
1981	Monty Hitchner	5
	Jeff Johnson	5



Richards

	Bob Roma	5
1982	Monty Hitchner	8
1983	Monty Hitchner	5
1984	Rock Hurst	13
1985	Paul McBride	12
	Rock Hurst	12
1986	Bob Thomas	7
1987	Bob Thomas	7
1988	Bob Thomas	8
	Danny Greene	8
1989	Brent Williams	6
1990	Craig McLaughlin	11
1991	Brent Williams	17
1992	Rob Goecker	6
	Ronnie Wagner	6
1993	Scott Altizer	7
1994	Russ Roper	3
1995	Jim Morrill	6
1996	Danny Leibach	9
1997	Jim Morrill	9
1998	Jim Morrill	13
1999	Tommy John	9
2000	Chris Valdes	9
2001	Justin Maderer	6
2002	Dominic Franchini	12
2003	Dominic Franchini	4
	Derek Norman	4
2004	Derek Norman	7
	Nick Mershon	7
2005	A.J. Davidiuk	7
2006	A.J. Davidiuk	11
2007	Tony Maccani	7
2008	Joey Rodgers	10
2009	Brian Harrison	12
2010	Will Muzika	14
2011	Paul Nitto	6
2012	Will Miller	10
2013	Chris Ohmstede	14
2014	Chris Ohmstede	10
2015	Jordan Simpson	14
2016	Jabari Richards	10
2017	Cameron Whitehead	13
2018	Jason Costa	9
2019	Sterling Turmon	10

RUNS BATTED IN

1960	Phil Chewning	27
1961	Phil Chewning	22
1962	Benny Bienkowski	25
1963	Phil King	19
1964	Charles Jennings	18
1965	Mike Pate	19
1966	Buddy Jennings	11
1967	Andy Hancock	9
1968	Marvin Haley	26
1969	John Campbell	23
1970	Jerry Martin	25
1971	Neil Eichelberger	32
1972	Peyton Barton	21
1973	Craig Resinger	26
1974	Phil Davis	15
1975	Randy Howell	21
1976	Russell Lee	34
1977	Everette Smith	38
1978	Russell Lee	22



1979	Bill Butler	23
1980	Steve Garrison	21
1981	Gib McEachran	29
1982	Monty Hitchner	35
1983	Monty Hitchner	19
1984	Rock Hurst	44
1985	Rock Hurst	48
1986	Paul McBride	34
1987	Danny Greene	25
1988	Danny Greene	31
1989	Brent Williams	22
1990	Craig McLaughlin	27
1991	Brent Williams	60
1992	Mike Haverland	30
1993	Scott Altizer	37
1994	Russ Roper	27
1995	Jim Morrill	39
1996	Brandon Hollier	45
1997	Jim Morrill	53
1998	Jim Morrill	44
1999	Chris Valdes	40
2000	Chris Valdes	49
2001	Adam Etherington	49
2002	Dominic Franchini	49
2003	Dominic Franchini	46
2004	Derek Norman	40
2005	Matthew Betsill	50
2006	Case Cassidy	58
2007	Tony Maccani	42
	Bobby Hubbard	42
2008	Jay Jackson	41
2009	Brian Harrison	43
2010	Will Muzika	55
2011	Reese Wade	33
2012	Paul Nitto	47
2013	Taylor Johnson	57
2014	Chris Ohmstede	47
2015	Chris Ohmstede	58
2016	Jordan Simpson	34
2017	Carter Grote	56
2018	Ben Anderson	39
2019	Logan Taplett	39

2005	Matthew Betsill	122
2006	Case Cassidy	126
2007	Bobby Hubbard	101
2008	Bobby Hubbard	95
2009	Brian Harrison	117
2010	Will Muzika	126
2011	Aaron Thompkins	91
2012	Will Miller	120
2013	Taylor Johnson	129
2014	Chris Ohmstede	119
2015	Jordan Simpson	132
2016	Jabari Richards	104
2017	Carter Grote	132
2018	Ben Anderson	107
2019	Dax Roper	102

SLUGGING PERCENTAGE

1968	Marvin Haley	478
1969	Glenn Fry	474
1970	Tommy Latham	486
1971	Neil Eichelberger	713
1972	Don Leege	446
1973	Mark Bonn	404
1974	Craig Reisinger	362
1975	Randy Howell	638
1976	Randy Howell	589
1977	Randy Howell	622
1978	Timmy Lee	614
1979	Bill Butler	472
1980	Steve Garrison	528
1981	Bob Roma	515
1982	Monty Hitchner	691
1983	Rock Hurst	592
1984	Rock Hurst	727
1985	Paul McBride	691
1986	Russell Rush	565
1987	Bob Thomas	576
1988	Bob Thomas	619
1989	Brent Williams	557
1990	Craig McLaughlin	580
1991	Brent Williams	732
1992	Rob Goecker	503
1993	Scott Altizer	581
1994	Russ Roper	494
1995	Jim Morrill	500
1996	Danny Leibach	534
1997	Jim Morrill	637
1998	Jim Morrill	641
1999	Ryan Ricchetti	573
2000	Chris Valdes	573
2001	Adam Etherington	605
2002	Derek Norman	557
2003	Dominic Franchini	474
2004	Case Cassidy	599
2005	Matthew Betsill	526
2006	A.J. Davidiuk	594
2007	Bobby Hubbard	488
2008	Jay Jackson	613
2009	Brian Harrison	582
2010	Brian Harrison	734
2011	Taylor Johnson	451
2012	Will Miller	496
2013	Greg Harrison	765
2014	Chris Ohmstede	511
2015	Jordan Simpson	606
2016	Jabari Richards	627
2017	Cameron Whitehead	629
2018	Ben Anderson	530
2019	Jabari Richards	609

TOTAL BASES

1968	Tom Latham	46
1969	Neil Eichelberger	49
1970	Tommy Latham	54
1971	Neil Eichelberger	77
1972	Don Leege	46
1973	Mark Bonn	48
1974	Jimmy Hagelthorn	39
1975	Randy Howell	46
1976	Randy Howell	83
1977	Everette Smith	97
1978	Russell Lee	61
1979	Bill Butler	51
1980	Bob Romas	62
1981	Jeff Burke	80
1982	Monty Hitchner	85
1983	Rock Hurst	45
1984	Rock Hurst	96
1985	Rock Hurst	102
1986	Paul McBride	72
1987	Shawn McCall	61
1988	Danny Greene	74
1989	Brent Williams	59
1990	Craig McLaughlin	83
1991	Brent Williams	134
1992	Rob Goecker	99
1993	Scott Altizer	86
1994	Russ Roper	78
1995	Dan Martz	92
1996	Danny Leibach	110
1997	Jim Morrill	116
1998	Jim Morrill	107
1999	Jody Wade	119
2000	Chris Valdes	125
2001	Derek Norman	118
2002	Derek Norman	131
2003	Dominic Franchini	101
2004	Derek Norman	105

RUNS SCORED

1968	Tom Latham	22
1969	Marvin Haley	24
1970	Tom Latham	33
1971	Mark Bonn	27
1972	Mark Bonn	21
1973	Mark Bonn	24
	Jimmy Hagelthorn	24
	Mike Kaufman	24
1974	Jimmy Hagelthorn	16
	Vinnie Whitehead	16

1975	Craig Reisinger	16
1976	Randy Howell	32
1977	Everette Smith	33
1978	Tommy Southard	30
1979	Bob Roma	28
1980	Bob Roma	25
1981	Steve Garrison	31
1982	Gib McEachran	34
1983	Gib McEachran	20
1984	Eddy Halleman	35
1985	Buddy Young	39
1986	Eddy Halleman	35
1987	Shawn McCall	29
1988	Bob Thomas	29
1989	Chris Stone	17
1990	Craig McLaughlin	29
1991	Craig McLaughlin	52
1992	Rob Goecker	43
1993	Ronnie Wagner	33
1994	Bryan Mahon	23
1995	Jim Morrill	33
1996	Danny Leibach	45
1997	Eric Boehmer	52
1998	Jim Morrill	39
1999	Jody Wade	58
2000	Chris Valdes	50
2001	Derek Norman	49
2002	Derek Norman	57
2003	Derek Norman	40
2004	Derek Norman	44
2005	Matthew Betsill	49
2006	Andrew Greene	53
2007	Will Stembridge	32
2008	Bobby Hubbard	53
2009	Marcus Rose	43
2010	Will Owens	48
2011	Will Owens	42
2012	Will Miller	54
2013	Will Muzika	49
2014	Hunter Burton	49
2015	Chris Ohmstede	48
2016	Carter Grote	43
2017	Carter Grote	59
2018	Ben Anderson	46
2019	Dax Roper	41

STOLEN BASES

1969	Larry Dean	12
1970	Tommy Latham	12
1971	Mark Bonn	7
1972	Mark Bonn	5
1973	Craig Reisinger	9
1974	Craig Reisinger	15
1975	Craig Reisinger	12
1976	Randy Howell	21
1977	Randy Howell	19
1978	Tommy Southard	11
1979	Bob Roma	19
1980	Bob Roma	6
1981	Gib McEachran	15
1982	Gib McEachran	31
1983	Gib McEachran	10
1984	Eddy Halleman	19
1985	Rock Hurst	17
1986	Eddy Halleman	35
1987	Shawn McCall	17
1988	Russell Rush	8
1989	Chris Stone	8
1990	Craig McLaughlin	10
1991	Craig McLaughlin	13
1992	Rob Goecker	8
1993	Scott Altizer	9
	Ronnie Wagner	9
1994	Danny Leibach	11
1995	Jon Placko	19
1996	Jon Placko	31
1997	Jody Wade	23
1998	Jody Wade	18
1999	Jody Wade	31
2000	Clint Hill	12
2001	Adam Etherington	12

2002	Clint Hill	14
2003	Clint Hill	11
2004	Andrew Greene	19
2005	Andrew Greene	29
2006	Andrew Greene	20
2007	Joey Rodgers	13
2008	Joey Rodgers	24
2009	Marcus Rose	24
2010	Will Miller	16
2011	Will Miller	16
2012	Will Miller	21
2013	Will Muzika	23
2014	Hunter Burton	41
2015	Sky Overton	9
2016	Jabari Richards	10
2017	Sky Overton	13
2018	Jabari Richards	10
2019	Jabari Richards	14

WALKS

1969	Marvin Haley	28
1970	Neil Eichelberger	23
1971		
1972	Mark Bonn	16
	Mike Bartik	16
1973	Mark Bonn	30
1974	Phil Davis	18
	Vinnie Whitehead	18
1975	Bob Kellett	16
1976	Ron Smith	18
1977	Everette Smith	25
1978	Randy Harling	25
1979	Bob Roma	16
1980	Bob Roma	14
	Randy Harling	14
	Greg Mascera	14
1981	Steve Garrison	22
1982	Gib McEachran	25
1983	Buddy Young	12
1984	Eddy Halleman	27
1985	Eddy Halleman	33
1986	Eddy Halleman	28
1987	Shawn McCall	19
	Bob Thomas	19
1988	Bob Thomas	26
1989	Mike Clark	13
1990	Brent Williams	18
1991	Brent Williams	30
1992	Mike Haverland	27
1993	Jeff Klimek	23
1994	Jeff Klimek	28
1995	Jim Morrill	24
1996	Jim Morrill	26
1997	Jim Morrill	35
1998	Jim Morrill	29
1999	James Bright	30
2000	James Bright	28
2001	Clint Hill	29
2002	Clint Hill	27
2003	Clint Hill	28
2004	Derek Norman	23
2005	A.J. Davidiuk	23
2006	A.J. Davidiuk	23
	Ben Terry	23
2007	Marcus Rose	27
2008	Bobby Hubbard	42
2009	Campbell Lewis	26
2010	Will Owens	38
2011	Alex Abrams	35
2012	Alex Abrams	34
2013	Hunter Burton	33
2014	Hunter Burton	35
2015	Carter Grote	30
2016	Andrew MacLachie	26
2017	Carter Grote	30
2018	Ben Anderson	25
2019	Dax Roper	35



Roper

PITCHING

1968	Ron Davis	18
1969	Tom Harrison	12
1970	John Katona	11
1971	John Katona	13
1972	John Katona	13
1973	Bob Kellett	15
1974	Marion Goodyear	10
	Todd Brenizer	10
1975	Jeff Roberts	8
1976	Jeff Roberts	13
1977	Timmy Lee	15
1978	Peter Jones	14
1979	Peter Jones	14
1980	Peter Jones	14
1981	Edison Arnette	20
1982	Jeff Fagan	11
1983	Jeff Fagan	9
1984	Ed Doubleday	15
1985	Kirk Burnette	16
1986	Jim Burdin	14
1987	Kevin Ballard	20
1988	Mike Clark	22
1989	Mike Clark	14
1990	Tony Anderson	13
1991	Will Ertel	21
1992	Charles Braswell	15
1993	Will Ertel	20
1994	Chuck Bland	19
1995	Chuck Bland	23
1996	Matt Dickson	37
1997	Matt Dickson	23
1998	William Rowland	22
1999	Brendan Farran	25
2000	Brian Corcoran	22
2001	Rob Purvis	28
2002	Rob Purvis	34
2003	David Mitchell	27
2004	Calvin Hurst	33
2005	David Mitchell	28
2006	David Mitchell	28
2007	Nick Hollstegge	26
	Spencer Hale	26
2008	Nick Karow	33
2009	Spencer Hale	32
2010	Jay Friedman	31
2011	Drake Browne	31
2012	Stephen Gary	33
2013	Drake Browne	32
2014	Brant Masters	32
2015	Elliott Warford	32
2016	Nolan Mullen	29
2017	Billy Greefield	35
2018	Tyler Kimbrell	25
2019	Jordan Beatson	28

STARTS

1968	Tom Harrison	9
1969	John Katona	9
1970	John Katona	11
1971	John Katona	12
1972	John Katona	10
1973	Todd Brenizer	11

2020 FURMAN PALADINS BASEBALL / Annual Leaders



1974	Todd Brenizer	10
1975	Bob Miller	6
1976	Chris Mensing	11
1977	Chris Mensing	10
1978	Timmy Lee	10
1979	Artie Dowd	10
1980	Steve Lloyd	8
1981	Scott Schlenk	10
1982	Jeff Fagan	10
1983	Scott Schlenk	9
1984	Matt Hlay	10
1985	Kirk Burnett	15
1986	Ed Doubleday	9
1987	Kirk Burnett	10
1988	Mike Clark	7
	Tony Anderson	7
	Tommy Anderson	7
1989	Mike Clark	11
1990	Tony Anderson	13
1991	Will Ertel	15
1992	Charles Braswell	12
1993	Charles Braswell	8
1994	Charles Braswell	12
1995	Jim Jordan	14
1996	Andrew Banks	14
	Jim Jordan	14
1997	David Noyce	14
1998	Chip Bates	11
1999	Chip Bates	15
2000	Corey Etheridge	18
2001	Toby David	15
	Tom Mastny	15
2002	Tom Mastny	18
2003	Tom Mastny	15
2004	Kyle Funk	15
2005	Sam Perry	15
2006	Matt Klinker	15
	Ryan Hodinka	15
2007	Matt Klinker	13
	Jay Jackson	13
	Mason Smith	13
2008	Mason Smith	16
2009	Ian Parry	15
	Barry Benton	15
2010	Ian Parry	15
2011	Daniel Stallsmith	14
	Tyler Wood	14
2012	Nate Smith	15
2013	Nate Smith	17
2014	Matt Solter	15
2015	Matt Solter	15
2016	Matthew Quarles	16
2017	Grant Schuermann	15
	Matthew Quarles	15
2018	Grant Schuermann	12
	Nik Verbeke	12
2019	David Dunlavy	15

COMPLETE GAMES

1969	Tom Harrison	5
1970	John Katona	10
1971	John Katona	10
1972	John Katona	7
1973	Todd Brenizer	5
	Marion Goodyear	5
1974	Todd Brenizer	7
1975	Randy Howell	3
	Jeff Roberts	3
	Bob Miller	3
1976	Jeff Roberts	9
1977	Chris Mensing	6
1978	Timmy Lee	6
1979	Peter Jones	6
1980	Jeff Craugh	3
	Steve Jamroz	3
	Steve Lloyd	3
1981	Scott Schlenk	6
1982	Jeff Fagan	7
1983	Scott Schlenk	6
1984	Matt Hlay	5
1985	Kirk Burnett	9

1986	Kirk Burnett	4
1987	Kirk Burnett	3
1988	Jim Burdin	1
	Mike Clark	1
	David Clark	1
1989	Mike Clark	7
1990	Tony Anderson	5
1991	Will Ertel	11
1992	Charles Braswell	9
1993	Charles Braswell	3
	Will Ertel	3
1994	Jim Jordan	3
1995	Three Players	2
1996	Andrew Banks	3
1997	Tommy John	3
1998	William Rowland	2
1999	Toby David	3
2000	Toby David	2
2001	Toby David	4
2002	Tom Mastny	3
2003	Tom Mastny	8
2004	Sam Perry	1
2005	Ryan Hodinka	1
	Sam Perry	1
2006	None	0
2007	Matt Klinker	1
2008	None	0
2009	None	0
2010	Ian Parry	3
2011	None	0
2012	None	0
2013	None	0
2014	None	0
2015	Will Gaddis	1
	Grant Schuermann	1
2016	Will Gaddis	2
2017	Grant Schuermann	2
	Matthew Quarles	2
2018	John Michael Bertrand	1
	Grant Schuermann	1
2019	David Dunlavy	2

WINS

1968	Ron Davis	5
1969	Tom Harrison	5
1970	John Katona	8
1971	John Katona	10
1972	John Katona	8
1973	Todd Brenizer	7
1974	Todd Brenizer	5
1975	Bob Miller	3
	David Carpenter	3
1976	Chris Mensing	7
1977	Timmy Lee	5
1978	Timmy Lee	5
1979	Artie Dowd	5
1980	Jeff Craugh	3
1981	Scott Schlenk	6
1982	Scott Schlenk	5
1983	Scott Schlenk	2
1984	Matt Hlay	4
1985	Kirk Burnett	6
1986	Kirk Burnett	3
	Jim Burdin	3
1987	Jim Ballard	4
1988	Mike Clark	3
1989	Mike Clark	4
1990	David Hartley	4
1991	Will Ertel	12
1992	Shane Spears	5
	Adam Murphy	5
1993	Will Ertel	4
1994	Jim Jordan	3
1995	Jim Jordan	5
	Chuck Bland	5
1996	David Noyce	6
1997	Seth Rhine	6
1998	Seth Rhine	6
1999	William Rowland	5
2000	Corey Etheridge	7

2001	Toby David	8
	Tom Mastny	8
	Jeff Stovall	7
2002	Tom Mastny	11
2003	Tom Mastny	11
2004	David Michell	4
	Ryan Hodinka	4
2005	Ryan Hodinka	7
2006	Ryan Hodinka	9
2007	Matt Klinker	5
2008	Jay Jackson	9
2009	Spencer Hale	6
2010	Ian Parry	5
	Daniel Stallsmith	5
2011	Bobby Lyne	4
	Daniel Stallsmith	4
2012	Bobby Lyne	6
	Elliott Warford	6
2013	Nate Smith	7
2014	Alex Abrams	8
2015	Matthew Quarles	6
2016	Will Gaddis	10
2017	Will Gaddis	9
2018	Nik Verbeke	5
2019	David Dunlavy	5
	Rob Hughes	5

INNINGS PITCHED

1968	Tom Harrison	47.0
1969	Tom Harrison	64.1
1970	John Katona	86.2
1971	John Katona	93.0
1972	John Katona	76.1
1973	Todd Brenizer	81.0
1974	Todd Brenizer	82.1
1975	Jeff Roberts	39.0
1976	Chris Mensing	80.2
1977	Chris Mensing	72.1
1978	Timmy Lee	67.0
1979	Peter Jones	73.0
1980	Peter Jones	50.2
1981	Scott Schlenk	66.2
1982	Jeff Fagan	66.1
1983	Scott Schlenk	65.1
1984	Matt Hlay	72.2
1985	Kirk Burnett	103.2
1986	Ed Doubleday	69.0
1987	Kevin Ballard	60.0
1988	Mike Clark	69.0
1989	Mike Clark	79.2
1990	Tony Anderson	81.0
1991	Will Ertel	132.1
1992	Charles Braswell	96.1
1993	Will Ertel	56.0
1994	Charles Braswell	80.0
1995	Jim Jordan	79.1
1996	Andrew Banks	88.0
1997	David Noyce	83.0
1998	William Rowland	71.2
1999	Toby David	84.1
2000	Corey Etheridge	97.1
2001	Toby David	103.0
2002	Tom Mastny	110.0
2003	Tom Mastny	124.0
2004	Kyle Funk	77.2
2005	Sam Perry	90.1
2006	Matt Klinker	87.2
2007	Matt Klinker	86.2
2008	Jay Jackson	99.1
2009	Ian Parry	77.2
2010	Ian Parry	101.2
2011	Bobby Lyne	79.2
2012	Bobby Lyne	78.2
2013	Nate Smith	100.1
2014	Matt Solter	90.0
2015	Matt Solter	88.1
2016	Will Gaddis	101.2
2017	Will Gaddis	105.0
2018	Grant Schuermann	81.1
2019	David Dunlavy	88.0

EARNED RUN AVERAGE

1960	Doug Turner	3.91
1961
1962
1963	Bob Rasmussen	2.33
1964	Richard Godsey	1.42
1965	John McCormick	2.11
1966	Steve Martin	3.51
1967	Mike Brown	2.52
1968	Tom Harrison	2.87
1969	Terry Deaver	1.27
1970	John Katona	1.14
1971	John Katona	1.84
1972	Ray Martin	1.76
1973	Todd Brenizer	1.67
1974	Marion Goodyear	1.22
1975	Jeff Fadem	1.54
1976	Jeff Roberts	2.25
1977	Timmy Lee	3.91
1978	Peter Jones	3.06
1979	Steve Lloyd	2.73
1980	Jeff Craugh	5.01
1981	Scott Schlenk	4.59
1982	Tim Obert	2.33
1983	Scott Schlenk	4.82
1984	Kirk Burnett	4.05
1985	Don Gargano	4.66
1986	Brad Rogers	3.49
1987	Kevin Ballard	4.80
1988	Dauid Hartley	5.19
1989	Tom Brodnax	3.98
1990	Jeff Baker	2.98
1991	Charles Braswell	3.22
1992	Shane Spears	3.97
1993	Andrew Banks	3.30
1994	Charles Braswell	4.05
1995	Chuck Band	5.19
1996	David Noyce	3.72
1997	Seth Rhine	4.26
1998	David Noyce	3.38
1999	Rob Purvis	3.47
2000	Danny Rueckel	2.93
2001	Toby David	3.32
2002	Jeff Stovall	1.46
2003	Tom Mastny	1.09
2004	Calvin Hurst	2.85
2005	Ryan Hodinka	3.66
2006	David Mitchell	2.22
2007	Nick Hollstegge	4.23
2008	Jay Jackson	3.17
2009	Nick Karow	3.80
2010	Ian Parry	4.51
2011	Dylan Cole	3.00
2012	Elliott Warford	3.61
2013	Alex Abrams	2.43
2014	Matt Solter	3.90
2015	Elliott Warford	2.61
2016	Nolan Mullen	2.56
2017	Will Gaddis	1.89
2018	Tyler Kimbrell	3.79
2019	Eric Taylor	3.41

STRIKEOUTS

1968	Tom Harrison	56
1969	Tom Harrison	74
1970	John Katona	74
1971	John Katona	109
1972	John Katona	67
1973	Todd Brenizer	73
1974	Todd Brenizer	78
1975	Jeff Roberts	21
1976	Chris Mensing	41
1977	Chris Mensing	54
1978	Timmy Lee	46
1979	Peter Jones	53
1980	Peter Jones	42
1981	Scott Schlenk	43
1982	Jeff Fagan	45
1983	Scott Schlenk	43
1984	Ed Doubleday	46
1985	Kirk Burnett	76

1986	Kirk Burnett	43
1987	Kirk Burnett	33
1988	Mike Clark	68
1989	Mike Clark	59
1990	Tony Anderson	59
1991	Will Ertel	96
1992	Shane Spears	69
1993	Will Ertel	42
1994	Andrew Banks	58
1995	Jim Jordan	52
1996	Andrew Banks	54
1997	David Noyce	62
1998	Chip Bates	70
1999	Chip Bates	85
2000	Corey Etheridge	63
2001	Toby David	58
2002	Tom Mastny	95
2003	Tom Mastny	103
2004	Matt Klinker	44
2005	Ben Hunter	89
2006	Matt Klinker	65
2007	Matt Klinker	70
2008	Jay Jackson	94
2009	Ian Parry	86
2010	Ian Parry	89
2011	Bobby Lyne	53
2012	Nate Smith	67
2013	Nate Smith	98
2014	Matt Solter	67
2015	Matt Solter	84
2016	Will Gaddis	92
2017	Will Gaddis	89
2018	Grant Schuermann	53
2019	David Dunlavy	77

SAVES

1987	Jim Ballard	2
1988	Jim Ballard	1
	David Hartley	1
	Roddy Moore	1
1989	Mike Clark	1
1990	Will Ertel	1
	Tommy Anderson	1
1991	Charles Braswell	1
	Tommy Anderson	1
1992	Matt Hammond	1
	Adam Murphy	1
	Chris Traynor	1
1993	Chuck Bland	1
	Charles Braswell	1
1994	Shawn Austin	1
1995	Chuck Bland	4
1996	Matt Peterman	3
1997	David Noyce	2
	Brandon Slade	2
	Ryan Foote	2
1998	William Rowland	4
1999	Rob Purvis	2
	William Rowland	2
2000	Rob Purvis	7
2001	Danny Rueckel	3
2002	Rob Purvis	6
2003	David Mitchell	7
2004	Calvin Hurst	9
2005	Nick Hollstegge	7
2006	Nick Hollstegge	11
2007	Nick Hollstegge	3
	Nick Karow	3
2008	Nick Karow	9
2009	Nick Karow	4
2010	Nick Karow	3
2011	Dylan Cole	10
2012	Elliott Warford	7
2013	Matt Solter	7
2014	Brant Masters	4
2015	Elliott Warford	7
2016	Nolan Mullen	5
	Jake Crawford	5
2017	Jake Crawford	4
2018
2019	Eric Taylor	2

2020 FURMAN PALADINS BASEBALL / Season, Career Leaders



BATTING

SEASON GAMES			
Rk	Player	Year	G
1)	Carter Grote	2017	61
2)	Derek Norman	2002	60
3)	A.J. Davidiuk	2005	59
	Matthew Betsill	2005	59
	Andrew Greene	2005	59
	Will Miller	2012	59
	Hunter Burton	2014	59
	Chris Ohmstede	2014	59
	Jordan Simpson	2014	59
	Alex Abrams	2014	59
	Sky Overton	2017	59

SEASON STARTS			
Rk	Player	Year	GS
1)	Carter Grote	2017	61
2)	Derek Norman	2002	60
3)	A.J. Davidiuk	2005	59
	Matthew Betsill	2005	59
	Will Miller	2012	59
	Chris Ohmstede	2014	59
	Jordan Simpson	2014	59
8)	Andrew Greene	2005	58
	Hunter Burton	2012	58
	Hunter Burton	2014	58
	Greg Harrison	2014	58
	Chris Ohmstede	2015	58
	Sky Overton	2017	58

SEASON AT-BATS				
Rk	Player	Year	G	AB
1)	Jordan Simpson	2015	59	251
2)	Taylor Johnson	2013	57	247
	Carter Grote	2017	61	247
4)	Will Miller	2012	59	242
5)	Chris Ohmstede	2015	58	241
6)	Will Owens	2012	58	237
7)	Derek Norman	2002	60	235
	A.J. Davidiuk	2005	59	235
	Sky Overton	2017	59	235
10)	Andrew Greene	2005	59	234
	Hunter Burton	2014	59	234

SEASON HITS				
Rk	Player	Year	G	H
1)	Derek Norman	2002	60	88
2)	Taylor Johnson	2013	57	82
	Carter Grote	2017	61	82
4)	A.J. Davidiuk	2005	59	80
	Will Owens	2012	58	80
6)	Sky Overton	2017	59	79
7)	Jody Wade	1999	56	78
	Matthew Betsill	2005	59	78
	Case Cassedy	2006	54	78
	Hunter Burton	2014	59	78

SEASON BATTING AVERAGE					
Rk	Player	Year	AB	H AVG	
1)	Jimmy Powell	1941		.432	
2)	Eddy Hallemann	1986	128	.55	.430
3)	Benny Bienkowski	1962		.426	
4)	Sam Pickens	1962		.422	
5)	Phil Chewing	1960		.419	
6)	Terry Smith	1982	128	.53	.414
7)	Greg Harrison	2013	.85	.35	.412
8)	Reese Wade	2008	142	.57	.401
9)	Monty Hitchner	1982	123	.50	.407
10)	Jim Morrill	1997	182	.71	.390

SEASON DOUBLES				
Rk	Player	Year	G	2B
1)	Case Cassedy	2006	54	23
2)	Taylor Johnson	2012	57	21
3)	Matthew Betsill	2005	59	20
4)	Adam Etherington	2001	55	19
	Derek Norman	2003	51	19
6)	Jon Placko	1996	54	18
	A.J. Davidiuk	2005	59	18

8)	Derek Norman	2001	51	17
9)	Taylor Johnson	2013	57	17
10)	Dominic Franchini	2003	55	16
	Will Muzika	2011	56	16
	Paul Nitto	2013	56	16
	Carter Grote	2017	61	16

SEASON TRIPLES				
Rk	Player	Year	G	TB
1)	Ben Anderson	2018	50	7
2)	Jeff Burke	1981	44	6
	Chris Valdes	2000	57	6
	Adam Etherington	2001	55	6
	Hunter Burton	2012	58	6
6)	Randy Howell	1977	36	5
	Bob Roma	1980	29	5
	Jody Wade	1998	48	5
	Derek Norman	2001	51	5
	Brian Harrison	2009	52	5
	Will Miller	2010	56	5
	Hunter Burton	2014	59	5
	Carter Grote	2017	61	5



Carter Grote

SEASON HOME RUNS				
Rk	Player	Year	G	HR
1)	Brent Williams	1991	52	17
2)	Craig McLaughlin	1991	52	16
3)	Will Muzika	2010	55	14
	Chris Ohmstede	2013	57	14
	Jordan Simpson	2015	56	14
6)	Rock Hurst	1984	35	13
	Jim Morrill	1998	48	13
	Cameron Whitehead	2017	50	13
9)	Rock Hurst	1985	40	12
	Paul McBride	1985	42	12
	Dominic Franchini	2002	57	12
	Brian Harrison	2009	52	12

SEASON RUNS BATTED IN				
Rk	Player	Year	G	RBI
1)	Brent Williams	1991	52	60
2)	Case Cassedy	2006	54	58
3)	Chris Ohmstede	2015	58	58
4)	Taylor Johnson	2013	57	56
5)	Carter Grote	2017	61	56
6)	Will Muzika	2010	55	55
7)	Jim Morrill	1997	51	53
8)	Matthew Betsill	2005	59	50
9)	Chris Valdes	2000	57	49
	Adam Etherington	2001	55	49
	Dominic Franchini	2002	57	49
	Chris Ohmstede	2013	57	49
	Brandon Elmy	2017	54	49

SEASON TOTAL BASES				
Rk	Player	Year	G	TB
1)	Brent Williams	1991	52	134
2)	Jordan Simpson	2015	56	132
3)	Carter Grote	2017	61	132

4)	Derek Norman	2002	60	131
5)	Chris Ohmstede	2015	58	130
6)	Taylor Johnson	2013	57	129
7)	Case Cassedy	2006	54	126
	Will Muzika	2010	55	126
	Chris Valdes	2000	57	125
10)	Matthew Betsill	2005	59	125

SEASON SLUGGING PERCENTAGE					
Rk	Player	Year	AB	TB PCT	
1)	Greg Harrison	2013	.85	.65	.765
2)	Brian Harrison	2010	.109	.80	.734
3)	Brent Williams	1991	.183	134	.732
4)	Rock Hurst	1984	.132	.96	.727
5)	Neil Eichelberger	1977	.108	.77	.713
6)	Paul McBride	1985	.136	.94	.6911
7)	Monty Hitchner	1982	.123	.85	.6910
8)	Rock Hurst	1985	.152	102	.671
9)	Ryan Morse	2015	.81	.53	.654
10)	Craig McLaughlin	1991	.193	124	.642

SEASON RUNS SCORED				
Rk	Player	Year	G	R
1)	Carter Grote	2017	61	59
2)	Jody Wade	1999	56	58
3)	Derek Norman	2002	60	57
4)	Will Miller	2012	59	54
5)	Andrew Greene	2006	55	53
	Bobby Hubbard	2008	57	53
7)	Craig McLaughlin	1991	52	52
	Eric Boehmer	1997	51	52
9)	Chris Valdes	2000	57	50
	Will Owens	2012	58	50

SEASON STOLEN BASES				
Rk	Player	Year	G	SB (ATT)
1)	Hunter Burton	2014	59	41 (51)
2)	Eddy Hallemann	1986	35	35 (38)
3)	Gib McEachran	1982	34	31 (35)
	Jon Placko	1996	54	31 (37)
	Jody Wade	1999	56	31 (36)
6)	Andrew Greene	2005	59	29 (34)
7)	Ben Terry	2005	48	28 (33)
8)	Danny Leibach	1996	54	25 (28)
9)	Jody Wade	1996	50	24 (28)
	Joey Rodgers	2008	55	24 (27)
	Marcus Rose	2009	50	24 (28)

SEASON STOLEN BASE PERCENTAGE				
Rk	Player	Year	SB (ATT)	PCT
1)	Randy Howell	1976	21 (22)	.954
2)	Randy Howell	1977	19 (20)	.950
3)	Ron Smith	1977	17 (18)	.944
	Rock Hurst	1988	17 (18)	.944
5)	Eddy Hallemann	1986	35 (38)	.921
6)	Terry Smith	1982	19 (21)	.905
7)	Shawn McCall	1987	17 (19)	.895
8)	Danny Leibach	1996	25 (28)	.893
9)	Joey Rodgers	2008	24 (27)	.889
10)	Gib McEachran	1982	31 (35)	.886

SEASON SACRIFICE BUNTS				
Rk	Player	Year	G	SH
1)	Andrew Greene	2005	59	15
2)	Ben Terry	2005	48	14
	Joey Rodgers	2007	54	14
4)	Hunter Burton	2012	58	13
5)	Jeff Johnson	1981	33	11
	Marcus Rose	2007	46	11
	Sims Griffith	2018	47	11
8)	Craig Caudill	2004	51	10
	Danny Greene	1986	39	10
	Matt Towarnicky	2016	51	10

SEASON SACRIFICE FLIES				
Rk	Player	Year	G	SF
1)	Will Miller	2010	56	7
	Greg Harrison	2014	58	7
3)	Chris Valdes	1999	57	6
	Alex Abrams	2014	59	6

5)	Griffin Davis	2015	49	6
----	---------------	------	----	---

SEASON HIT-BY-PITCH				
Rk	Player	Year	G	HBP
1)	Greg Harrison	2014	58	16
2)	Ryan Richetti	1999	39	14
	Joey Rodgers	2008	55	14
4)	Will Miller	2011	56	13
	Carter Grote	2017	61	13
6)	Sam McLain	2005	58	12
	Sky Overton	2017	59	12
8)	Will Miller	2012	59	11
9)	Ryan Richetti	2000	45	10
	Tony Maccani	2005	46	10
	A.J. Davidiuk	2006	55	10
	Paul Nitto	2010	41	10
	Will Owens	2012	58	10
	Paul Nitto	2013	56	10
	Sky Overton	2016	56	10

SEASON WALKS				
Rk	Player	Year	G	BB
1)	Bobby Hubbard	2008	57	42
2)	Will Owens	2010	55	38
3)	Derek Norman	2002	60	36
4)	Jim Morrill	1997	51	35
	Alex Abrams	2011	50	35
	Hunter Burton	2014	59	35
	Ben Anderson	2018	50	35
	Dax Roper	2019	54	35
9)	Alex Abrams	2012	52	34
10)	Eddy Hallemann	1985	42	33
	Hunter Burton	2013	57	33

PITCHING

SEASON APPEARANCES			
Rk	Player	Year	APP
1)	Matt Dickson	1996	37
2)	Billy Greenfield	2017	35
3)	Rob Purvis	2002	34
4)	Calvin Hurst	2004	33
	Nick Karow	2008	33
	Stephen Gary	2012	33
7)	Rob Purvis	2000	32
8)	Spencer Hale	2009	32
	Matt Solter	2012	32
	Drake Browne	2013	32
	Brant Masters	2014	32
	Elliott Warford	2015	32

SEASON STARTS			
Rk	Player	Year	GS
1)	Corey Etheridge	2000	18
	Tom Mastny	2002	18
3)	Nate Smith	2013	17
4)	Chip Bates	1999	16
	Corey Etheridge	2002	16
	Mason Smith	2008	16
	Matthew Quarles	2016	16

SEASON COMPLETE GAMES			
Rk	Player	Year	CG
1)	Will Ertel	1991	11
2)	John Katona	1970	10
	John Katona	1971	10
4)	Charlie Moore	1956	9
	Jeff Roberts	1976	9
	Kirk Burnett	1985	9
	Charles Braswell	1992	9
8)	Chris Mensing	1976	8
	Shane Spears	1992	8
	Tom Mastny	2003	8

SEASON WINS			
Rk	Player	Year	Wins
1)	Will Ertel	1991	12
2)	Tom Mastny	2003	11
3)	John Katona	1971	10
	Will Gaddis	2016	10
5)	Ryan Hodinka	2006	9

2020 FURMAN PALADINS BASEBALL / Season, Career Leaders




6) Jay Jackson.....2008.....9
Will Gaddis.....2017.....9
8) Charlie Moore.....1956.....8
John Katona.....1970.....8
John Katona.....1972.....8
Toby David.....2001.....8
Tom Mastny.....2001.....8
Alex Abrams.....2014.....8

3) Tom Mastny.....2003..103..22..4.68
4) Shane Spears.....1992..69..15..4.60
Will Gaddis.....2016..92..20..4.60
6) Ian Parry.....2010..89..20..4.45
7) David Noyce.....1998..54..15..3.60
8) Jeff Roberts.....1977..43..12..3.58
9) Tom Mastny.....2002..95..29..3.27
10) Tommy John III..1997..42..13..3.23

Minimum 35.0 IP (K)/(BB)

2) Derek Norman.....2001-04...216..864
3) Chris Ohmstede..2012-15..224..855
4) Dominic Franchini2001-04..214..832
Jordan Simpson..2013-16..213..832
6) Will Miller.....2009-12..220..816
7) A.J. Davidiuk.....2003-06...216..806
8) Chris Valdes.....1998-01..211..796
Danny Rueckel...1999-02...216..796
10) Jody Wade.....1996-99...205..770



Cameron Whitehead

SEASON WINNING PERCENTAGE				
Rk	Player	Year	W-L	PCT
1)	Elliott Warford	2012	6-0	1.000
2)	Tom Mastny	2003	11-2	.846
3)	John Katona	1971	10-2	.833
	Alex Abrams	2013	5-1	.833
5)	Ryan Hodinka	2006	9-2	.818
	Jay Jackson	2008	9-2	.818
7)	Artie Dowd	1976	4-1	.800
8)	Chris Mensing	1976	7-2	.778
	Seth Rhine	1997	7-2	.778
	Jeff Stovall	2001	7-2	.778
10)	Will Gaddis	2016	10-3	.769

Minimum 5 Decisions

SEASON SAVES			
Rk	Player	Year	CG
1)	Nick Hollstegge	2006	11
2)	Dylan Cole	2011	10
3)	Calvin Hurst	2004	9
	Nick Karow	2008	9
5)	Rob Purvis	2000	7
	David Mitchell	2003	7
	Nick Hollstegge	2005	7
	Elliott Warford	2012	7
	Matt Solter	2013	7
	Elliott Warford	2015	7

CAREER HITS				
Rk	Player	Years	G	H
1)	Derek Norman	2001-04	216	288
2)	A.J. Davidiuk	2003-06	216	264
3)	Jordan Simpson	2013-16	213	262
4)	Chris Ohmstede	2012-15	224	260
5)	Will Muzika	2010-13	224	256
6)	Jim Morrill	1995-98	202	245
7)	Dominic Franchini	2001-04	209	244
8)	Will Miller	2009-12	220	242
9)	Jody Wade	1996-99	205	235
10)	Will Owens	2009-12	193	232

SEASON INNINGS PITCHED			
Rk	Player	Year	IP
1)	Will Ertel	1991	132.1
2)	Tom Mastny	2003	124.0
3)	Tom Mastny	2002	110.0
4)	Will Gaddis	2017	105.0
5)	Kirk Burnett	1985	103.2
6)	Toby David	2001	103.0
7)	Ian Parry	2010	101.2
	Will Gaddis	2016	101.2
9)	Nate Smith	2013	100.1
10)	Jay Jackson	2008	99.1

CAREER GAMES			
Rk	Player	Years	G
1)	Will Muzika	2010-13	224
	Chris Ohmstede	2012-15	224
3)	Will Miller	2009-12	220
4)	Danny Rueckel	1999-02	216
	Derek Norman	2001-04	216
	A.J. Davidiuk	2003-06	216
7)	Dominic Franchini	2001-04	214
	Jordan Simpson	2013-16	213
9)	Chris Valdes	1998-01	211
10)	Ryan Presnell	1999-02	210
	Alex Abrams	2011-14	210

CAREER BATTING AVERAGE				
Rk	Player	Years	AB	AVG
1)	Phil Chewning	1960-62	378	.378
2)	Terry Smith	1981-82	251	.363
3)	Greg Harrison	2013-14	316	.354
4)	Case Cassidy	2003-06	650	.226
5)	Rock Hurst	1982-85	443	.151
6)	Jim Morrill	1995-98	723	.245
7)	Randy Howell	1975-77	340	.115
8)	A. Thompkins	2008-11	510	.171
9)	Derek Norman	2001-04	864	.288
10)	Paul McBride	1983-86	453	.150

6) Case Cassidy.....2003-06..178...146
7) Chris Valdes.....1998-01...211...145
8) Jordan Simpson.....2013-16..213...144
9) A.J. Davidiuk.....2003-06..216...137
10) Will Miller.....2009-12..220...134

SEASON EARNED RUN AVERAGE					
Rk	Player	Year	IP	ER	ERA
1)	Tom Mastny	2003	124.0	15	1.09
2)	John Katona	1970	86.2	11	1.14
3)	Marion Goodyear	1974	37.0	5	1.22
4)	Terry Deaver	1969	35.1	5	1.27
5)	Richard Godsey	1964	35.0	4	1.42
6)	Jeff Stovall	2002	86.1	14	1.46
7)	Todd Brenizer	1973	81.0	15	1.67
8)	Ray Martin	1972	51.0	10	1.76
9)	John Katona	1971	93.0	19	1.84

Minimum 35.0 IP

CAREER STARTS			
Rk	Player	Years	Starts
1)	Will Muzika	2010-13	221
2)	Derek Norman	2001-04	216
3)	Danny Rueckel	1999-02	214
4)	Will Miller	2009-12	213
	Chris Ohmstede	2012-15	213
6)	A.J. Davidiuk	2003-06	212
7)	Jordan Simpson	2013-16	210
8)	Dominic Franchini	2001-04	209
9)	Chris Valdes	1998-01	208
10)	Jody Wade	1996-99	205

CAREER DOUBLES				
Rk	Player	Years	G	2B
1)	Derek Norman	2001-04	216	61
2)	A.J. Davidiuk	2003-06	216	54
3)	Case Cassidy	2003-06	178	53
4)	Dominic Franchini	2001-04	214	52
5)	Danny Rueckel	1999-02	216	50
	Will Muzika	2010-13	224	50
7)	Adam Etherington	1998-01	208	49
8)	Dan Martz	1995-98	193	48
9)	Jim Morrill	1995-98	202	47
	Brandon Elmy	2015-18	178	47

CAREER TOTAL BASES				
Rk	Player	Years	G	TB
1)	Derek Norman	2001-04	216	448
2)	Chris Ohmstede	2012-15	224	438
3)	Jim Morrill	1995-98	202	403
4)	A.J. Davidiuk	2003-06	216	400
5)	Will Muzika	2010-13	224	398
6)	Jordan Simpson	2013-16	213	390
7)	Dominic Franchini	2001-04	214	382
8)	Will Miller	2009-12	220	374
9)	Jabari Richards	2016-19	181	367
10)	Chris Valdes	1998-01	211	360

SEASON STRIKEOUTS			
Rk	Player	Year	K
1)	John Katona	1971	109
2)	Tom Mastny	2003	103
3)	Nate Smith	2013	98
4)	Will Ertel	1991	96
5)	Tom Mastny	2002	95
6)	Jay Jackson	2008	94
7)	Will Gaddis	2016	92
8)	Ben Hunter	2005	89
	Ian Parry	2010	89
	Will Gaddis	2017	89

CAREER AT-BATS			
Rk	Player	Years	G AB
1)	Will Muzika	2010-13	224 875



Grant Schumermann

SEASON STRIKEOUTS/NINE INNINGS					
Rk	Player	Year	K	IP	K/9IP
1)	Ben Hunter	2005	89	74.0	10.82
2)	John Katona	1971	109	93.0	10.55
3)	Tom Harrison	1969	74	64.1	10.35
4)	Ian Parry	2009	86	77.1	9.96
5)	Chip Bates	1999	85	80.1	9.52
6)	Tony Anderson	1991	50	48.2	9.25
7)	Chip Bates	1998	70	68.1	9.22
8)	Mike Clark	1988	68	69.0	8.86
9)	Nate Smith	2013	98	100.1	8.79
10)	Jacques de Gruy	2014	66	69.0	8.60

Minimum 35.0 IP (K)/(IP) x 9

CAREER TRIPLES				
Rk	Player	Years	G	3B
1)	Jody Wade	1996-99	205	14
	Hunter Burton	2011-14	208	14
3)	Jabari Richards	2016-19	181	13
4)	Derek Norman	2001-04	216	12
5)	Chris Valdes	1998-01	211	10
	Nick Wajda	2002-05	188	10
7)	Randy Howell	1975-77	97	9
	Ronnie Wagner	1990-93	176	9
	Jim Morrill	1995-98	202	9

CAREER SLUGGING PERCENTAGE				
Rk	Player	Years	AB	TB PCT
1)	Rock Hurst	1982-85	443	.273 .616
2)	Randy Howell	1975-77	340	.208 .612
3)	Brent Williams	1988-92	495	.294 .594
4)	Bob Thomas	1985-88	459	.267 .582
5)	Brian Harrison	2008-10	425	.242 .569
6)	Craig McLaughlin	1988-91	498	.279 .560
7)	Jim Morrill	1995-98	723	.403 .557
8)	Paul McBride	1983-86	453	.248 .547
9)	Neil Eichelberger	1968-71	314	.165 .525
10)	Case Cassidy	2003-06	650	.338 .520

SEASON STRIKEOUT-TO-WALK RATIO				
Rk	Player	Year	K	BB K/BB
1)	Will Gaddis	2017	89	.16 .556
2)	Grant Schumermann	2017	60	.11 .545

CAREER HOME RUNS				
Rk	Player	Years	G	HR
1)	Chris Ohmstede	2012-15	224	43
2)	Brent Williams	1988-91	157	35
3)	Craig McLaughlin	1988-91	153	34
4)	Rock Hurst	1982-85	126	31
	Jim Morrill	1995-98	202	31
	Jabari Richards	2016-19	181	31
7)	Bob Thomas	1985-88	135	30
8)	Will Muzika	2010-13	224	28
9)	Dominic Franchini	2001-04	214	26
	Jordan Simpson	2013-16	213	26

CAREER RUNS SCORED				
Rk	Player	Years	G	R
1)	Derek Norman	2001-04	216	190
2)	Will Muzika	2010-13	224	163
3)	Carter Grote	2014-17	193	161
4)	Jim Morrill	1995-98	202	159
	Jody Wade	1996-99	205	159
6)	A.J. Davidiuk	2003-06	216	155
7)	Will Miller	2009-12	220	153
8)	Clint Hill	2001-03	198	151
	Chris Ohmstede	2012-15	224	151
10)	Andrew Greene	2003-06	206	150

CAREER RUNS BATTED IN				
Rk	Player	Years	G	RBI
1)	Chris Ohmstede	2012-15	224	181
2)	Dominic Franchini	2001-04	214	168
3)	Jim Morrill	1995-98	202	166
4)	Derek Norman	2001-04	216	165
5)	Will Muzika	2010-13	224	148

CAREER STOLEN BASES				
Rk	Player	Years	GSB	(ATT)
1)	Jody Wade	1996-99	205	96 (112)
2)	Andrew Greene	2003-06	206	76 (88)
3)	Hunter Burton	2011-14	208	74 (100)
4)	Eddy Halleman	1983-86	131	71 (83)
5)	Will Miller	2009-12	220	61 (74)
6)	Will Muzika	2010-13	224	58 (72)
7)	Gib McEachran	1981-83	100	56 (63)
	Marcus Rose	2006-09	199	56 (69)
9)	Shawn McCall	1984-87	143	54 (66)

2020 FURMAN PALADINS BASEBALL / Season, Career Leaders



10) Jon Placko..... 1995-96..101...50 (61)
Joey Rodgers..... 2005-08..178...50 (60)
Clint Hill..... 1999-02..198...47 (60)

CAREER STOLEN BASE PERCENTAGE

Rk	Player	Years	SB (ATT)	PCT
1) Randy Howell..... 1975-77...43 (46).....935				
2) Rock Hurst..... 1982-85...30 (33).....909				
3) Gib McEachran..... 1981-83...56 (63).....889				
4) Danny Leibach..... 1993-96...45 (51).....882				
5) Buddy Young..... 1982-83...33 (38).....868				
6) Andrew Greene..... 2003-06...76 (85).....864				
7) Craig McLaughlin..... 1988-91...30 (35).....857				
Jody Wade..... 1996-99...96 (112).....857				
9) Eddy Halleman..... 1983-86...71 (83).....855				
10) Joey Rodgers..... 2005-08...50 (60).....833				

Minimum 30 SB

CAREER SACRIFICE BUNTS

Rk	Player	Years	G	SH
1) Andrew Greene..... 2003-06...206...38				
2) Hunter Burton..... 2011-14...208...33				
3) Sims Griffith..... 2015-18...202...27				
4) Marcus Rose..... 2006-09...199...26				
5) Craig Caudill..... 2001-04...159...25				
6) Joey Rodgers..... 2005-08...178...24				
Hunter Burton..... 2011-14...149...24				
8) Marcus Rose..... 2006-09...149...22				
9) Jeff Johnson..... 1979-82...103...20				
10) Danny Greene..... 1985-88...133...19				

CAREER SACRIFICE FLIES

Rk	Player	Years	G	SF
1) D.J. Bissinger..... 1995-98...193...15				
Carter Grote..... 2014-17...193...15				
3) Derek Norman..... 2001-04...216...14				
4) Will Miller..... 2009-12...220...14				
5) Danny Rueckel..... 1999-02...216...13				
Reese Wade..... 2008-11...200...13				
Will Muzika..... 2010-13...224...13				
Alex Abrams..... 2011-14...210...13				
9) Paul Nitto..... 2010-13...195...12				
Chris Valdes..... 1998-01...211...11				
Adam Etherington..... 1998-01...208...11				
Case Cassidy..... 2003-06...178...11				
Jim Morrill..... 1995-98...202...11				

CAREER HIT-BY-PITCH

Rk	Player	Years	G	HBP
1) Will Miller..... 2009-12...220...33				
2) D.J. Bissinger..... 1995-98...193...31				
3) Joey Rodgers..... 2005-08...178...30				
4) Sky Overton..... 2014-17...208...30				
5) Paul Nitto..... 2010-13...195...29				
6) Carter Grote..... 2014-17...193...28				
7) Will Muzika..... 2010-13...224...26				
8) Ryan Richetti..... 1999-00...84...24				
9) A.J. Daviduk..... 2003-06...216...23				
Tony Maccani..... 2005-07...155...23				
9) Ryan Presnell..... 1999-02...210...21				
10) Brian Harrison..... 2008-10...121...20				

CAREER WALKS

Rk	Player	Years	G	BB
1) Alex Abrams..... 2011-14...210...124				
2) Jim Morrill..... 1995-98...202...114				
3) Clint Hill..... 1999-02...198...106				
4) Will Muzika..... 2010-13...224...104				
5) Derek Norman..... 2001-04...216...102				
6) Will Owens..... 2009-12...193...99				
7) Eddy Halleman..... 1983-86...131...95				
James Bright..... 1997-00...198...95				
Hunter Burton..... 2011-14...208...95				
10) Jeff Klimek..... 1991-94...168...94				

PITCHING

CAREER APPEARANCES

Rk	Player	Years	APP
1) Rob Purvis..... 1999-02.....118			
2) Elliott Warford..... 2012-15.....110			



Sky Overton

3) Stephen Gary..... 2009-12.....104
4) David Mitchell..... 2003-06.....102
5) Ryan Hodinka..... 2003-06.....97
6) Matt Solter..... 2012-15.....89
Billy Greenfield..... 2014-17.....89
8) Jay Friedman..... 2008-11.....88
9) Calvin Hurst..... 2002-05.....84
10) Spencer Hale..... 2007-09.....83

CAREER STARTS

Rk	Player	Years	GS
1) Corey Etheridge..... 1999-02.....58			
Tom Mastny..... 2000-03.....58			
3) Toby David..... 1998-01.....48			
4) Jim Jordan..... 1993-96.....45			
5) Tyler Wood..... 2011-14.....44			
Matthew Quarles..... 2014-17.....44			
7) Charles Braswell..... 1991-94.....43			
Nate Smith..... 2010-13.....43			
Will Gaddis..... 2014-17.....43			
10) John Katona..... 1969-72.....42			
Andrew Banks..... 1993-96.....42			
Chip Bates..... 1996-99.....42			
Matt Klinker..... 2004-07.....42			

CAREER COMPLETE GAMES

Rk	Player	Years	CG
1) John Katona..... 1969-72.....30			
2) Charlie Moore..... 1956-59.....19			
Jeff Roberts..... 1974-77.....19			
4) Scott Schlenk..... 1981-84.....18			
Kirk Burnett..... 1984-87.....18			
Charles Braswell..... 1991-94.....18			
7) Todd Brenizer..... 1971-74.....17			
8) Will Ertel..... 1989-93.....16			
9) David Hartley..... 1988-91.....14			
10) Chris Mensing..... 1976-77.....14			

CAREER SHUTOUTS

Rk	Player	Years	SO
1) John Katona..... 1969-72.....7			
2) Richard Godsey..... 1966-67.....4			
3) Doug Turner..... 1960-61.....3			
Tom Harrison..... 1968-71.....3			
Todd Brenizer..... 1971-74.....3			
Artie Dowd..... 1976-79.....3			
Jeff Fagan..... 1982-84.....3			
Tom Mastny..... 2000-03.....3			

CAREER WINS

Rk	Player	Years	Wins
1) John Katona..... 1969-72.....29			
2) Tom Mastny..... 2000-03.....28			
3) Ryan Hodinka..... 2003-06.....22			
Will Gaddis..... 2015-17.....22			
5) Will Ertel..... 1989-93.....20			
6) Matthew Quarles..... 2014-17.....21			
7) Todd Brenizer..... 1971-74.....18			
Toby David..... 1998-01.....18			

9) Charlie Moore..... 1956-59.....17

CAREER WINNING PERCENTAGE

Rk	Player	Years	W-L	PCT
1) Alex Abrams..... 2011-14...13-5...722				
2) John Katona..... 1969-72...29-12...707				
3) Ryan Hodinka..... 2003-06...22-10...688				
4) Will Gaddis..... 2015-17...22-12...647				
5) Todd Brenizer..... 1971-74...18-11...621				
6) Rob Purvis..... 1999-02...9-6...600				
7) Tom Mastny..... 2000-03...28-19...596				
8) Tim Lee..... 1977-78...10-7...589				
Ryan Hudson..... 2003-06...10-7...589				
10) Matthew Quarles..... 2014-17...21-16...567				

Minimum 15 Decisions

CAREER INNINGS PITCHED

Rk	Player	Years	IP
1) Tom Mastny..... 2000-03...405.0			
2) Corey Etheridge..... 1999-02...330.1			
3) John Katona..... 1969-72...316.2			
4) Charles Braswell..... 1991-94...303.0			
5) Toby David..... 1998-01...294.1			
6) Ian Parry..... 2007-10...292.1			
7) Matt Klinker..... 2004-07...284.2			
8) Kirk Burnett..... 1984-87...270.1			
9) Andrew Banks..... 1993-96...266.1			
9) Nate Smith..... 2010-13...265.1			

CAREER EARNED RUN AVERAGE

Rk	Player	Years	IP	ER	ERA
1) John Katona..... 1969-72.316.2..58.1.64					
2) Marion Goodyear..... 1973-74.108.1..24.1.99					
3) Todd Brenizer..... 1971-74.234.2..57.2.18					
4) Evans Martin..... 1968-70...86.2...25.2.59					
5) Tom Harrison..... 1968-71.139.0..42.2.72					
6) Jeff Roberts..... 1975-77.230.1...77.3.00					
8) Jeff Stovall..... 1999-02.118.0..44.3.35					
9) Will Gaddis..... 2015-17.288.1.110.3.43					
10) Chris Mensing..... 1976-77.153.0..60.3.53					

Minimum 75.0 IP

CAREER STRIKEOUTS

Rk	Player	Years	SO
1) John Katona..... 1969-72...302			
2) Tom Mastny..... 2000-03...300			
3) Ian Parry..... 2008-10...278			
4) Will Gaddis..... 2015-17...234			
5) Corey Etheridge..... 1999-02...233			
6) Chip Bates..... 1996-99...230			
7) Matthew Quarles..... 2014-17...224			
8) Matt Klinker..... 2004-07...221			
9) Nate Smith..... 2010-13...216			
10) Matt Solter..... 2012-15...212			

CAREER STRIKEOUTS/NINE INNINGS

Rk	Player	Years	K	IP	K/IP
1) Tom Harrison..... 1968-71...167.139.0.10.81					
2) Nick Karow..... 2007-10...90...92.0..8.80					
3) John Katona..... 1969-72...302.316.2..8.58					
4) Ian Parry..... 2007-10...278.292.1..8.55					
5) Chip Bates..... 1996-99...230.245.1..8.44					
6) Danny Rueckel..... 1999-02...128.138.2..8.31					
7) Matt Hammond..... 1989-92...69...76.0..8.17					
8) Todd Brenizer..... 1971-74...206.234.2..7.90					
9) David Dunlavy..... 2018-19...77...88.0..7.97					
10) Rob Purvis..... 1999-02...117...136..7.74					

Minimum 75.0 IP (K)/(IP) x 9

CAREER STRIKEOUT-TO-WALK RATIO

Rk	Player	Years	K	BB	K/BB
1) Will Gaddis..... 2015-17...234...59...3.97					
2) Ian Parry..... 2007-10...278...79...3.51					
3) G. Schuermann..... 2015-18...139...40...3.47					
4) Shane Spears..... 1992-93...100...29...3.45					
4) Jeff Stovall..... 1999-02...67...23...2.91					
5) Tommy John..... 1997-00...52...20...2.60					
6) Will Ertel..... 1989-93...187...72...2.597					
7) Jeff Stovall..... 1999-02...70...27...2.592					
8) David Noyce..... 1996-98...164...65...2.52					
9) Tom Mastny..... 2000-03...300.120...2.50					



Will Gaddis

10) Nick Hollstegge..... 2004-07...94...39...2.41

Minimum 75.0 IP (K)/(BB)

CAREER SAVES

Rk	Player	Years	Saves
1) Nick Hollstegge..... 2004-07...21			
2) Nick Karow..... 2007-10...19			
3) Rob Purvis..... 1999-02...17			
4) Elliott Warford..... 2012-15...16			
5) David Mitchell..... 2003-06...12			
6) Calvin Hurst..... 2002-05...11			
7) Jake Crawford..... 2016...11			
8) Dylan Cole..... 2010-11...10			
9) Danny Rueckel..... 1999-02...9			
10) Matt Solter..... 2012-15...8			



Jake Crawford



**SOUTHERN CONFERENCE
PLAYER-OF-THE-YEAR**
(SoCon Sports Media Association)
1974..... Todd Brenizer, LHP
2006..... A.J. Davidiuk, SS

**SOUTHERN CONFERENCE
PLAYER-OF-THE-YEAR**
(SoCon Head Coaches)
2006..... A.J. Davidiuk, SS

**SOUTHERN CONFERENCE
PITCHER-OF-THE-YEAR**
(SoCon Head Coaches)
1991..... Will Ertel, RHP
2003..... Tom Mastny, RHP
2016..... Will Gaddis, RHP

**SOUTHERN CONFERENCE
PITCHER-OF-THE-YEAR**
(Media)
2016..... Will Gaddis, RHP

**SOUTHERN CONFERENCE
FRESHMAN-OF-THE-YEAR**
(SoCon Head Coaches)
1982..... Jeff Fagan, LHP
1987..... Jim Piekutowski, OF
1992..... Shane Spears, LHP
1996..... David Noyce, LHP
2001..... Derek Norman, 3B
2010..... Will Muzika, 2B
2016..... Jabari Richards, OF

**SOUTHERN CONFERENCE
FRESHMAN-OF-THE-YEAR**
(SoCon Sports Media Association)
2008..... Reese Wade, DH/1B
2010..... Will Muzika, 2B
2016..... Jabari Richards, OF

**SOUTHERN CONFERENCE
ATHLETE-OF-THE-YEAR**
1984-85 Rock Hurst, C

**SOUTHERN CONFERENCE
COACH-OF-THE-YEAR**
1976..... Tom Wall

**SOCON TOURNAMENT
MOST OUTSTANDING PLAYER**
1991..... Brent Williams, C
2005..... Nick Hollstegge, RHP

ALL-ATLANTIC REGION
1986..... Eddy Halleman, OF (1st Team)
1991..... Will Ertel, RHP (1st Team)
2006..... A.J. Davidiuk, SS (1st Team)
2016..... Will Gaddis, RHP (2nd Team)
2017..... Will Gaddis, RHP (1st Team)

**BASEBALL AMERICA
ALL-AMERICA**
2003..... Tom Mastny, RHP (3rd Team)

**COLLEGIATE BASEBALL
ALL-AMERICA**
2003..... Tom Mastny, RHP (3rd Team)

NCBWA ALL-AMERICA
2003..... Tom Mastny, RHP (2nd Team)

**COLLEGE BASEBALL INSIDER.COM
ALL-AMERICA**
2003..... Tom Mastny, RHP (1st Team)

**BASEBALL AMERICA
FRESHMAN ALL-AMERICA**
1996..... David Noyce, LHP (2nd Team)

**COLLEGIATE BASEBALL/
LOUISVILLE SLUGGER
FRESHMAN ALL-AMERICA**
1996..... David Noyce, LHP
2008..... Reese Wade, DH
2010..... Will Muzika, 2B
2012..... Elliott Warford, RHP
2016..... Jabari Richards, OF
2018..... Ben Anderson, OF

**PINGBASEBALL
FRESHMAN ALL-AMERICA**
2010..... Will Muzika, 2B

ACADEMIC ALL-AMERICA
1971..... John Campbell, OF (2nd Team)
1992..... Rob Goecker, SS (2nd Team)
2003..... Jon Stallsmith, RHP (1st Team)

**SOUTHERN CONFERENCE
COMMISSIONER'S CUP**
1990-91 Furman University

**SOCON / D.S MCALISTER
SPORTSMANSHIP AWARD**
1980-81 Furman
1981-82 Furman
1993-94 Furman
1996-97 Furman

**SOUTHERN CONFERENCE
GRADUATION RATE AWARD**
1993-94 Furman

**COLLEGE BASEBALL FOUNDATION
NATIONAL HONOR ROLL**
2005..... Ben Hunter, P (Mar. 23)
2006..... A.J. Davidiuk, SS (Apr. 4)
2010..... Will Owens, OF (Mar. 10)
2011..... Dylan Cole, P (Mar. 24)

**NCBWA
NATIONAL HITTER-OF-THE-WEEK**
2006..... Case Cassedy, 1B (Apr. 26)

**COLLEGIATE BASEBALL
NATIONAL PLAYER-OF-THE WEEK**
2018..... Jared Mihalik, OF (Apr. 10)
2019..... Jabari Richards, OF (Apr. 1)

**SOUTHERN CONFERENCE
PLAYERS-OF-THE-WEEK**
1989..... Mike Clark, P (Mar. 19)
1990..... Tom Brodnax, P (Mar. 18)
1994..... Russ Roper, OF (Week 3)
1995..... Dan Martz, 3B (Week 9)
1996..... Jim Jordan, P (Week 2)
Jim Jordan, P (Week 3)
1997..... Ryan Foote, P (Apr. 21)
2001..... Derek Norman, C (Mar. 12)
Toby David, P (Apr. 2)
Tom Mastny, P (Apr. 30)
Justin Maderer, C (May 7)
2002..... Tom Mastny, C (Apr. 22)



Jabari Richards

Tom Mastny, C (May 6)
2003..... Patrick Griffin, P (Feb. 26)
Tom Mastny, P (Apr. 1)
Tom Mastny, P (May 13)
David Mitchell, P (May 20)
2004..... Sam Perry, P (Mar. 29)
Case Cassedy, 1B (Apr. 26)
2005..... Ben Hunter, P (Apr. 18)
Nick Hollstegge, P (May 23)
2006..... Tony Maccani, C (Mar. 7)
Nick Hollstegge, P (Mar. 7)
A.J. Davidiuk, SS (Apr. 3)
A.J. Davidiuk, SS (Apr. 17)
Case Cassedy, 1B (Apr. 24)
2007..... Jay Jackson, P (Mar. 26)
Nicholas Karow, P (May 14)
Matt Klinker, P (May 21)
2008..... Jay Jackson, P (Mar. 3)
Nick Karow, P (Apr. 7)
Joey Rodgers, OF (Apr. 14)
Jay Jackson, P (Apr. 21)
Spencer Hale, P (May 19)
2010..... Will Owens, OF (Mar. 8)
2011..... Tyler Wood, P (Feb. 21)
Dylan Cole, P (Mar. 21)
Bobby Lyne, P (May 23)
2012..... Will Owens, OF (Mar. 5)
Paul Nitto, C (Apr. 9)
Stephen Gary, P (May 7)
2013..... Nate Smith, P (Mar. 12)
Greg Harrison, DH (May 5)
2014..... Jordan Simpson, 2B (May 12)
Jacques de Gruy, P (May 5)
2015..... Matthew Quarles, P (Apr. 27)
Grant Schuermann, P (Apr. 13)
2016..... Carter Grote, OF (Apr. 4)
Will Gaddis, P (May 9)
Will Gaddis, P (May 22)
2017..... Matthew Quarles, P (Apr. 17)
Will Gaddis, P (May 15)
2018..... Jake Crawford, 3B (Feb. 18)
Jared Mihalik, OF (Apr. 10)
2019..... Jabari Richards, OF (Apr. 1)
David Dunlavey, P (Apr. 29)
Dax Roper, C (May 6)

**SOUTHERN CONFERENCE/TIAA-CREF
STUDENT-ATHLETE-OF-THE-WEEK**
2003..... John Stallsmith, RHP (Apr. 23)
2006..... A.J. Davidiuk, SS (Apr. 6)
A.J. Davidiuk, SS (Apr. 20)
2010..... Daniel Stallsmith, P (May 26)

2011..... Daniel Stallsmith, P (Mar. 23)

**SOUTHERN CONFERENCE
PLAYER/PITCHER-OF-THE MONTH**
2008..... Jay Jackson, RHP (April)
2016..... Will Gaddis, RHP (May)
2017..... Will Gaddis, RHP (May)
Cameron Whitehead, C (May)

**SOUTHERN CONFERENCE
ATHLETE-OF-THE MONTH**
2006..... A.J. Davidiuk, SS (April)

**SOUTHERN CONFERENCE
SONY GRADUATE SCHOLARSHIP**
2007..... Spence Gibbs, INF

**FURMAN J. LYLES ALLEY
COACH-OF-THE-YEAR**
2005..... Ron Smith

**FURMAN ATHLETIC HALL-OF-FAME
(Baseball Alumni)**
1981..... Lyles Alley '33
J.W. Babb '39
W.L. Laval '04
A.P. McLeod '22
H.H. Speer '21
1982..... O. L. Carter '24
J. Kenneth Cass '30
John Laney '28
Jerry Martin '71
Dewey Proctor '43
Fred Rawl '28
Roten Shetley '40
Robert Smith '34
Flucie Stewart '31
Robert Wilder '31
1983..... Alvah Bradley
Frank Davis '29
Effie Evington '51
Pepper Martin '41
1984..... June Scott '41
Walter Brasington '24
1987..... John Plyler '13
1988..... Billy Canty '62
Jack Shivers '38
1990..... Russ Sutton '54
John Katona '72
1992..... John Wofford '40
1995..... Gib McEachran '85
2000..... Brent Williams '91
2001..... Will Ertel '92
Rock Hurst '86
2008..... Tom Mastny '03
2016..... Derek Norman '04

**SOUTH CAROLINA
ATHLETIC HALL-OF-FAME**
1974..... H.H. Speer
1981..... Roten Shetley
1984..... Dewey Proctor
2007..... Jerry Martin



ALL-SOUTHERN CONFERENCE

1941.....	*Jimmy Powell, 3B
1948.....	*Bill Phillips, C
	*Bob Stewart, SS
1955.....	Bobby Dellinger, 3B
	Joe Cooper, 2B
1956.....	*Charlie Moore, P
	*Bobby Dellinger, 3B
	Joe Cooper, 2B
1957.....	*Charlie Moore, P
	*Joe Cooper, 2B
1958.....	*Larry Abbott, OF
	Hicky Horton, 3B
1959.....	Hicky Horton, 3B
1960.....	Hicky Horton, 3B
	Doug Turner, P
1961.....	*Phil Chewning, 3B
	*Larry Abbott, OF
	*Tony Carmignani, C
	Charles Jennings, SS
1962.....	Benny Bienkowski, 1B
	Phil Chewning, 3B
	Gaines Mason, OF
	Sam Pickens, OF
1963.....	Benny Bienkowski, 1B
	Phil King, 3B
1964.....	*Charles Jennings, 2B
	*Ingram Haley, 3B
	Phil King, 1B
	Richard Godsey, P
1965.....	*Phil King, 1B
	Ingram Haley, 3B
1967.....	Dick Esleek, 3B
1968.....	Gary Laney, OF
1969.....	*Tom Harrison, P
	*John Campbell, 1B
	*Marvin Haley, 3B
	Glenn Fry, 2B
	Neil Eichelberger, OF
1970.....	John Katona, P
	Tommy Latham, OF
	Neil Eichelberger, OF

1971.....	*John Katona, P
	*Neil Eichelberger, OF
	John Campbell, 1B
	Mike Filipic, 2B
	Glenn Fry, SS
	Don Leege, C
1972.....	*John Katona, P
1974.....	*Todd Brenizer, P
1975.....	*Randy Howell, OF
1976.....	*Randy Howell, OF
	*John Nichols, C
	*Russell Lee, DH
	*Chris Mensing, P
	Ron Smith, SS
	Brad Mitchum, 2B
1977.....	*Everette Smith, OF
	*Randy Howell, OF
1979.....	*Bob Roma, 2B
	Bill Butler, DH
1980.....	*Tom Alesio, C
	Bob Roma, 2B
1982.....	*Terry Smith, OF
1984.....	*Rock Hurst, C
1985.....	*Rock Hurst, C
1987.....	*Bob Thomas, 1B
1988.....	*Danny Greene, SS
1989.....	*Brent Williams, C
	Mike Clark, P
1990.....	Craig McLaughlin, OF
1991.....	*Brent Williams, C
	*Craig McLaughlin, OF
	*Will Ertel, P
	Rob Goecker, SS
1993.....	Russ Roper, OF
1996.....	David Noyce, P
	Jon Placko, OF
1998.....	Jim Morrill, 1B
1999.....	Tommy John, DH
2001.....	Toby David, P
	Justin Maderer, C
	Adam Etherington, 2B
	Derek Norman, 3B

2002.....	Dominic Franchini, 1B
2003.....	*Tom Mastny, P
	*David Mitchell, P
	Derek Norman, C
2005.....	A.J. Davidiuk, SS
2006.....	*A.J. Davidiuk, SS
	*Tony Maccani, C
	Case Cassidy, 1B
2008.....	*Jay Jackson, P
	Nick Karow, P
	Reese Wade, DH
2011.....	Aaron Thompkins, 1B
2013.....	Alex Abrams, 1B
	Chris Ohmstede, 3B
2014.....	*Hunter Burton, SS
	Chris Ohmstede, 3B
	Greg Harrison, 1B
2015.....	Chris Ohmstede, 3B
	Jake Jones, OF
2016.....	*Will Gaddis, P
	Jabari Richards, OF
2017.....	*Will Gaddis, P
	Brandon Elmy, 1B
	Carter Grote, OF
2018.....	*Ben Anderson, OF
2019.....	*Jabari Richards, OF
	Dax Roper, C
	* First Team

ALL-SOCON TOURNAMENT

1990.....	Chris Stone, OF
1991.....	Will Ertel, P
	(MVP) Brent Williams, C
1996.....	Jon Placko, OF
1997.....	David Noyce, P
	Eric Boehmer, SS
	Dan Martz, 3B
	Jody Wade, OF
	Brandon Hollier, OF
2000.....	Corey Etheridge, P
	Clint Hill, OF
	Ryan Presnell, DH

	Cole Hubka, 3B
	Danny Rueckel, SS
2002.....	Craig Caudill, OF
	Coogie Freedman, DH
2005.....	(MVP) Nick Hollstegge, P
	Case Cassidy, 1B
	Matt Betsill, 3B
	Sam McLain, DH
2008.....	Jay Jackson, P
2009.....	Marcus Rose, 2B
2011.....	Alex Abrams, 3B
2012.....	Chris Ohmstede, 3B
	Taylor Johnson, OF
2014.....	Alex Abrams, DH/P
	Jake Jones, OF
2016.....	Will Gaddis, P
	Jake Crawford, 3B
2017.....	Sky Overton, OF
	Cameron Whitehead, C
	Grant Schuermann, P
2019.....	John Michael Boswell, DH

SOCON ALL-FRESHMAN TEAM

2012.....	Chris Ohmstede, 3B
	Elliott Warford, P
2013.....	Jordan Simpson, 2B
2015.....	Will Gaddis, P
	Blake Chisolm, DH
2016.....	Jabari Richards, OF
	Jake Crawford, INF/P
2017.....	Dillon Love, SS
2018.....	Ben Anderson, OF
2019.....	Rob Hughes, P

FURMAN IN NCAA TOURNAMENT PLAY

1965 NCAA District 3 Playoffs (Gastonia, N.C.)
Head Coach: Jack Powers

Opponent	Result	Score	Furman Pitcher of Record
Maryland.....	W	(12) 5-4	Ralph Harwood (4-3)
Mississippi State.....	W	5-2	Andy Coe (2-5)
Florida State.....	L	1-2	John McCormick (3-1)
Florida State.....	L	5-7	John Lanford (2-1)

1969 NCAA District 3 Playoffs (Gastonia, N.C.)
Head Coach: Bob Reising

Opponent	Result	Score	Furman Pitcher of Record
North Carolina.....	L	0-3	Tom Harrison (5-3)
Virginia Tech.....	L	3-6	John Katona (3-4)

1976 NCAA Atlantic Regional (Columbia, S.C.)
Head Coach: Tom Wall

Opponent	Result	Score	Furman Pitcher of Record
Clemson.....	L	2-13	Chris Mensing (7-2)
Virginia Tech.....	W	5-4	Jeff Roberts (5-4)
South Carolina.....	W	12-1	Bob Kellett (2-1)
Clemson.....	L	2-6	Randy Howell (0-1)

1991 NCAA East Regional (Gainesville, Fla.)
Head Coach: Tom Wall

Opponent	Result	Score	Furman Pitcher of Record
Florida.....	L	0-2	Will Ertel (12-6)
Ohio.....	W	7-2	Charles Braswell (7-4)
Missouri.....	L	4-8	David Hartley (3-5)

2005 NCAA Regional (Atlanta, Ga.)
Head Coach: Ron Smith

Opponent	Result	Score	Furman Pitcher of Record
Georgia Tech.....	L	(10) 4-5	Nick Hollstegge (2-2)
Michigan.....	L	3-6	Ben Hunter (6-4)



This home run by Matthew Betsill came in Furman's 5-4, 10-inning loss to Georgia Tech in 2005 NCAA Atlanta Regional first round action.



SOUTHERN CONFERENCE REGULAR SEASON CHAMPIONS

Year	Champion	W	L	Pct	FU	Finish	W	L	Pct	Head Coach
1954	Virginia Tech	10	4	.714		8th	2	4	.333	Bill Kerr
1955	West Virginia	7	2	.778		10th	1	7	.125	Bill Kerr
1956	George Washington	8	3	.727		3rd	4	2	.667	Bill Kerr
1957	George Washington	12	1	.923		2nd	4	3	.571	Bill Kerr
1958	George Washington	9	2	.818		7th	3	5	.375	Dixie Howell
	Richmond	9	2	.818						
1959	George Washington	7	2	.778		6th	4	5	.444	Dixie Howell
1960	Richmond	8	2	.800		4th	6	4	.600	Dixie Howell
	The Citadel	8	2	.800						
1961	West Virginia	8	2	.800		3rd	7	3	.700	Mack Erwin
1962	West Virginia	9	2	.818		3rd	6	3	.667	Bobby Jennings
1963	West Virginia	13	1	.929		7th	3	7	.300	Jack Powers
1964	West Virginia	14	2	.875		2nd	10	3	.769	Jack Powers
1965	FURMAN	9	2	.800		1st	9	2	.818	Jack Powers
1966	East Carolina	12	3	.800		9th	2	13	.133	Jack Powers
1967	West Virginia	13	3	.813		6th	6	8	.429	Lyles Alley
1968	East Carolina	8	1	.889		4th	5	4	.555	Bob Reising
1969	FURMAN	11	3	.767		1st	11	3	.786	Bob Reising
1970	East Carolina	13	6	.684		2nd	9	6	.600	Tom Wall
1971	FURMAN	11	5	.688		1st	11	5	.688	Tom Wall
	The Citadel	11	5	.688						
1972	Richmond	13	3	.813		3rd	10	6	.625	Elton Brundy
1973	Appalachian State	11	3	.786		6th	6	6	.500	Elton Brundy
1974	East Carolina	12	2	.857		8th	3	11	.214	Tom Wall
1975	The Citadel	11	3	.786		4th	8	6	.571	Tom Wall
1976	FURMAN	11	2	.846		1st	11	2	.846	Tom Wall
1977	East Carolina	15	1	.938		8th	3	13	.188	Tom Wall
1978	Marshall	11	1	.917		5th	6	7	.462	Tom Wall
1979	The Citadel	13	3	.813		5th	9	7	.563	Tom Wall
1980	East Tennessee State	14	1	.933		7th	2	10	.167	Tom Wall
1981	East Tennessee State	12	4	.750		8th	4	12	.250	Tom Wall
	Western Carolina	12	4	.750						
	Marshall	12	4	.750						
1982	The Citadel	14	2	.875		7th	4	10	.286	Tom Wall
1983	The Citadel	12	2	.857		8th	2	10	.167	Tom Wall
1984	Appalachian State	12	2	.857	4th(SD)	4	14	.222	Tom Wall	
1985	Western Carolina	11	6	.647	4th(SD)	4	13	.235	Tom Wall	
1986	Western Carolina	12	5	.705	4th(SD)	4	13	.235	Tom Wall	
1987	Western Carolina	13	3	.812	4th(SD)	5	12	.294	Tom Wall	
1988	Western Carolina	12	5	.705	4th(SD)	2	15	.118	Tom Wall	
1989	Western Carolina	10	5	.667	6th	5	10	.333	Tom Wall	
1990	The Citadel	13	1	.929	6th	6	11	.353	Tom Wall	
1991	The Citadel	16	2	.889	4th	6	5	.545	Tom Wall	
1992	Western Carolina	17	4	.810	5th	11	10	.524	Tom Wall	
1993	Georgia Southern	18	5	.783	9th	4	16	.200	Tom Wall	
1994	Western Carolina	19	4	.826	9th	4	19	.174	Ron Smith	
1995	The Citadel	19	5	.792	9th	9	15	.375	Ron Smith	
1996	Georgia Southern	17	3	.850	3rd	15	9	.625	Ron Smith	
1997	Western Carolina	18	6	.750	4th	13	11	.542	Ron Smith	
	Georgia Southern	18	6	.750						
1998	UNC Greensboro	22	5	.815	4th	12	12	.500	Ron Smith	
1999	The Citadel	24	5	.828	8th	13	17	.433	Ron Smith	
2000	The Citadel	23	7	.767	4th	15	13	.536	Ron Smith	
	Georgia Southern	23	7	.767						
2001	Georgia Southern	21	9	.700	3rd	18	11	.621	Ron Smith	
2002	The Citadel	22	8	.733	6th	14	16	.467	Ron Smith	
2003	Western Carolina	22	8	.733	5th	17	13	.567	Ron Smith	
2004	College of Charleston	25	5	.833	9th	11	19	.367	Ron Smith	
2005	College of Charleston	27	3	.900	8th	13	16	.448	Ron Smith	
2006	Elon	21	6	.778	3rd	16	11	.593	Ron Smith	
2007	Western Carolina	20	7	.741	8th	11	16	.407	Ron Smith	
	Elon	20	7	.741						
2008	Elon	19	8	.704	3rd	17	10	.629	Ron Smith	
2009	Elon	23	4	.852	8th	10	20	.333	Ron Smith	
2010	The Citadel	24	6	.800	8th	11	19	.367	Ron Smith	
2011	Elon	23	7	.767	7th	13	16	.448	Ron Smith	
2012	Appalachian State	21	9	.700	8th	13	17	.433	Ron Smith	
	College of Charleston	21	9	.700						
2013	Western Carolina	23	7	.767	6th	14	16	.467	Ron Smith	
2014	Western Carolina	37	18	.673	8th	11	15	.423	Ron Smith	
2015	Mercer	35	23	.603	6th	11	13	.458	Ron Smith	
2016	Mercer	38	23	.623	4th	14	10	.583	Ron Smith	
2017	Mercer	39	17	.696	T3rd	14	10	.583	Brett Harker	
2018	UNCG	39	15	.857	7th	9	12	.429	Brett Harker	
2019	Samford	41	19	.683	5th	13	11	.542	Brett Harker	

SOUTHERN CONFERENCE REGULAR SEASON CHAMPIONSHIP PROFILE

Regular Season Championships Won By Current League Members: Western Carolina 14 (1981, '84, '86, '87, '88, '89, '92, '94, '97, '03, '07, '13, '14, '16); The Citadel 13 (1960, '71, '75, '79, '82, '83, '90, '91, '95, '99, 2000, '02, 10); FURMAN 4 (1965, '69, '71, '76); UNC Greensboro 1 (1998), VMI 1 (1988), Mercer 2 (2015, '17), Samford 1 (2019).

Regular Season Championships Won By Former League Members: West Virginia 6 (1955, '61, '62, '63, '64, '67); East Carolina 5 (1966, '68, '70, '74, '77); Elon 5 (2006, '07, '08, '09, '11); Georgia Southern 5 (1993, '96, '97, 2000, '01); College of Charleston 4 (2004, '05, '07, '12); George Washington 4 (1956, '57, '58, '59); Richmond 3 (1958, '60, '72); Marshall 2 (1978, '81), Virginia Tech 1 (1954); Davidson 1 (1985).

Championship Breakdown By School: Appalachian State 6, The Citadel 13, College of Charleston 4, Davidson 1, East Carolina 5, East Tennessee State 2, Elon 4, FURMAN 4, George Washington 4, Georgia Southern 6, Marshall 2, Mercer 2, UNC Greensboro 1, Richmond 3, VMI 1, Virginia Tech 1, Western Carolina 14, West Virginia 6, Samford 1.



SOUTHERN CONFERENCE TOURNAMENT CHAMPIONS

Year	School (seed)	Score	Runnerup	Site
1984	Appalachian State (1N)	6-1	The Citadel	Cullowhee, N.C.
1985	Western Carolina (2S)	13-12	Marshall (2N)	Boone, N.C.
1986	Western Carolina (1S)	11-8	Appalachian State (1N)	Cullowhee, N.C.
1987	Western Carolina (1S)	9-4	VMI (2N)	Asheville, N.C.
1988	Western Carolina (1S)	22-6	The Citadel (2S)	Asheville, N.C.
1989	Western Carolina (1)	4-2	Marshall (2S)	Asheville, N.C.
1990	The Citadel (1)	9-5	Western Carolina (2)	Charleston, S.C.
1991	FURMAN (4)	11-9	Western Carolina (2)	Charleston, S.C.
1992	Western Carolina (1)	4-3	Georgia Southern (2)	Charleston, S.C.
1993	Western Carolina (2)	5-1	VMI (8)	Charleston, S.C.
1994	The Citadel (5)	4-2	Western Carolina (1)	Charleston, S.C.
1995	The Citadel (1)	8-3	Georgia Southern (2)	Charleston, S.C.
1996	Georgia Southern (1)	7-1	The Citadel (4)	Charleston, S.C.
1997	Western Carolina (1)	10-9 (10)	FURMAN (4)	Charleston, S.C.
1998	The Citadel (2)	12-1	UNC Greensboro (1)	Charleston, S.C.
1999	The Citadel (1)	6-3	Western Carolina (3)	Charleston, S.C.
2000	Georgia Southern (1)	3-0	FURMAN (4)	Charleston, S.C.
2001	The Citadel (2)	4-0	UNC Greensboro (5)	Charleston, S.C.
2002	Georgia Southern (4)	8-0	College of Charleston (3)	Charleston, S.C.
2003	Western Carolina (1)	6-5 (11)	Georgia Southern (2)	Charleston, S.C.
2004	The Citadel (3)	8-1	Western Carolina (8)	Charleston, S.C.
2005	FURMAN (8)	5-4	Georgia Southern (2)	Charleston, S.C.
2006	College of Charleston (2)	5-4	The Citadel (5)	Charleston, S.C.
2007	Wofford (9)	4-2	The Citadel (7)	Charleston, S.C.
2008	Elon (1)	17-8	College of Charleston (2)	Charleston, S.C.
2009	Georgia Southern (2)	7-3	Elon (1)	Greenville, S.C.
2010	The Citadel (1)	10-3	Western Carolina (6)	Charleston, S.C.
2011	Georgia Southern (5)	1-0	Samford (3)	Charleston, S.C.
2012	Samford (4)	9-6 (10)	Georgia Southern (6)	Greenville, S.C.
2013	Elon (2)	6-5	The Citadel (4)	Greenville, S.C.
2014	Georgia Southern(3)	4-3	Samford (4)	Charleston, S.C.
2015	Mercer (1)	5-0	Samford (2)	Charleston, S.C.
2016	Western Carolina (2)	3-2	Mercer (1)	Greenville, S.C.
2017	UNC Greensboro (3)	13-1	FURMAN (4)	Greenville, S.C.
2018	Samford (2)	14-4	Mercer (4)	Greenville, S.C.
2019	Mercer (4)	9-5	Wofford (2)	Greenville, S.C.

SOCON TOURNAMENT CHAMPIONSHIP PROFILE

Tournament Championship Breakdown By School: Western Carolina 10, The Citadel 8, Georgia Southern 6, Furman 2, Elon 2, Mercer 2, Appalachian State 1, College of Charleston 1, Wofford 1, Samford 1, UNC Greensboro 1.

2020 FURMAN PALADINS BASEBALL / Southern Conference Tournament History



1989 (Asheville, N.C.)...Furman/No. 6 Seed	
No. 3 Appalachian State.....	2-8 L
No. 4 VMI.....	7-5 W
1990 (Charleston, S.C.)...Furman/No. 6 Seed	
No. 3 Marshall.....	2-5 L
No. 5 VMI.....	10-9 W
No. 7 East Tennessee State.....	2-5 L
1991 (Charleston, S.C.)...Furman/No. 4 Seed	
No. 5 Appalachian State.....	2-4 L
No. 3 Marshall.....	10-4 W
No. 7 VMI.....	8-3 W
No. 5 Appalachian State.....	7-6 W
No. 2 Western Carolina.....	11-9 W
1992 (Charleston, S.C.)...Furman/No. 2 Seed	
No. 4 The Citadel.....	4-6 L
No. 8 VMI.....	3-5 L
1996 (Charleston, S.C.)...Furman/No. 3 Seed	
No. 6 East Tennessee State.....	7-10 L
No. 7 Western Carolina.....	7-4 W
No. 4 The Citadel.....	3-17 L
1997 (Charleston, S.C.)...Furman/No. 4 Seed	
No. 5 East Tennessee State.....	6-2 W
No. 1 Western Carolina.....	1-7 L
No. 7 Appalachian State.....	13-11 W
No. 2 Georgia Southern.....	12-10 W
No. 3 The Citadel.....	4-2 W
No. 1 Western Carolina.....	9-10 L
1998 (Charleston, S.C.)...Furman/No. 4 Seed	
No. 5 Wofford.....	11-3 W
No. 1 UNC Greensboro.....	2-14 L
No. 6 Georgia Southern.....	6-5 W
No. 3 Western Carolina.....	1-2 L
1999 (Charleston, S.C.)...Furman/No. 8 Seed	
No. 1 The Citadel.....	0-3 L
No. 5 UNC Greensboro.....	3-0 W
No. 6 Georgia Southern.....	10-2 W
No. 3 Western Carolina.....	4-11 L
2000 (Charleston, S.C.)...Furman/No. 4 Seed	
No. 5 East Tennessee State.....	3-2 W
No. 1 Georgia Southern.....	3-5 L
No. 3 UNC Greensboro.....	7-3 W
No. 6 College of Charleston.....	15-3 W
No. 2 The Citadel.....	11-1 W
No. 1 Georgia Southern.....	0-3 L
2001 (Charleston, S.C.)...Furman/No. 3 Seed	
No. 6 Appalachian State.....	2-4 L
No. 7 East Tennessee State.....	2-8 L
2002 (Charleston, S.C.)...Furman/No. 6 Seed	
No. 3 College of Charleston.....	6-7 L
No. 7 Wofford.....	7-5 W
No. 1 The Citadel.....	6-0 W
No. 5 UNC Greensboro.....	9-7 W
No. 4 Georgia Southern.....	4-10 L
2003 (Charleston, S.C.)...Furman/No. 5 Seed	
No. 4 UNC Greensboro.....	3-2 W
No. 1 Western Carolina.....	0-6 L
No. 7 VMI.....	1-2 L

2005 (Charleston, S.C.)...Furman/No. 8 Seed	
No. 1 College of Charleston.....	9-7 W
No. 4 Elon.....	6-3 W
No. 2 Georgia Southern.....	4-1 W
No. 2 Georgia Southern.....	5-4 W
2006 (Charleston, S.C.)...Furman/No. 3 Seed	
No. 6 Western Carolina.....	1-14 L
No. 7 UNC-Greensboro.....	4-5 L
2007 (Charleston, S.C.)...Furman/No. 8 Seed	
No. 9 Wofford.....	3-5 L
2008 (Charleston, S.C.)...Furman/No. 3 Seed	
No. 6 Appalachian State.....	10-8 W
No. 2 College of Charleston.....	8-12 L
No. 6 Appalachian State.....	13-12 W
No. 2 College of Charleston.....	11-12 L
2009 (Greenville, S.C.)...Furman/No. 8 Seed	
No. 1 Elon.....	8-10 L
No. 5 College of Charleston.....	6-5 W
No. 4 Western Carolina.....	7-6 W
No. 2 Georgia Southern.....	4-16 L
2010 (Charleston, S.C.)...Furman/No. 8 Seed	
No. 1 The Citadel.....	5-9 L
No. 5 Samford.....	10-13 L
2011 (Charleston, S.C.)...Furman/No. 7 Seed	
No. 2 UNC Greensboro.....	12-6 W
No. 3 Samford.....	1-7 L
No. 6 Appalachian State.....	0-5 L
2012 (Greenville, S.C.)...Furman/No. 8 Seed	
No. 1 Appalachian State.....	5-7 L
No. 5 Western Carolina.....	9-8 W
No. 1 Appalachian State.....	13-4 W
No. 4 Samford.....	2-12 L

2013 (Greenville, S.C.)...Furman/No. 6 Seed	
No. 2 Elon.....	10-1 W
No. 7 Georgia Southern.....	2-3 L
No. 2 Elon.....	1-8 L
2014 (Charleston, S.C.)...Furman/No. 8 Seed	
No. 9 UNC Greensboro..... (11)	6-5 W
No. 1 Western Carolina.....	3-2 W
No. 6 Appalachian State.....	3-1 W
No. 3 Georgia Southern.....	8-11 L
No. 3 Georgia Southern..... (12)	7-10 L
2015 (Charleston, S.C.)...Furman/No. 6 Seed	
No. 3 Wofford.....	7-16 L
No. 7 Western Carolina.....	12-4 W
No. 3 Wofford.....	0-1 L
2016 (Greenville, S.C.)...Furman/No. 4 Seed	
No. 5 East Tennessee State.....	3-0 W
No. 1 Mercer.....	1-6 L
No. 3 UNC Greensboro.....	15-10 W
No. 7 Samford.....	0-2 L
2017 (Greenville, S.C.)...Furman/No. 4 Seed	
No. 5 Wofford..... (7)	13-3 W
No. 1 Mercer.....	6-1 W
No. 3 UNC Greensboro.....	8-12 L
No. 7 East Tennessee State.....	8-6 W
No. 3 UNC Greensboro.....	6-4 W
No. 3 UNC Greensboro..... (7)	1-13 L
2018 (Greenville, S.C.)...Furman/No. 7 Seed	
No. 2 Samford.....	0-4 L
No. 6 East Tennessee State.....	2-5 L
2019 (Greenville, S.C.)...Furman/No. 5 Seed	
No. 4 Mercer.....	2-11 L
No. 8 Western Carolina.....	9-7 W
No. 6 East Tennessee State.....	5-7 L



2020 FURMAN PALADINS BASEBALL / Southern Conference Tournament History



SOCON TOURNAMENT SERIES HISTORY (45-47)

APPALACHIAN STATE (6-5)

1989	2-8	L	Asheville, N.C.
1991	2-4	L	Charleston, S.C.
1991	7-6	W	Charleston, S.C.
1997	13-11	W	Charleston, S.C.
2001	2-4	L	Charleston, S.C.
2008	10-8	W	Charleston, S.C.
	13-12	W	Charleston, S.C.
2011	0-5	L	Charleston, S.C.
2012	5-7	L	Greenville, S.C.
	13-4	W	Greenville, S.C.
2014	3-1	W	Charleston, S.C.

THE CITADEL (3-4)

1992	4-6	L	Charleston, S.C.
1996	3-17	L	Charleston, S.C.
1997	4-2	W	Charleston, S.C.
1999	0-3	L	Charleston, S.C.
2000	11-1	W	Charleston, S.C.
2002	6-0	W	Charleston, S.C.
2010	5-9	L	Charleston, S.C.

COLLEGE OF CHARLESTON (3-3)

2000	15-3	W	Charleston, S.C.
2002	6-7	L	Charleston, S.C.
2005	9-7	W	Charleston, S.C.
2008	8-12	L	Charleston, S.C.
	11-12	L	Charleston, S.C.
2009	6-5	W	Greenville, S.C.

EAST TENNESSEE STATE (4-5)

1990	2-5	L	Charleston, S.C.
1996	7-10	L	Charleston, S.C.
1997	6-2	W	Charleston, S.C.
2000	3-2	W	Charleston, S.C.
2001	2-8	L	Charleston, S.C.
2016	3-0	W	Greenville, S.C.
2017	8-6	W	Greenville, S.C.
2018	2-5	L	Greenville, S.C.
2019	5-7	L	Greenville, S.C.

ELON (2-2)

2005	6-3	W	Charleston, S.C.
2009	8-10	L	Greenville, S.C.
2013	10-1	W	Greenville, S.C.
	1-8	L	Greenville, S.C.

GEORGIA SOUTHERN (5-7)

1997	12-10	W	Charleston, S.C.
1998	6-5	W	Charleston, S.C.
1999	10-2	W	Charleston, S.C.
2000	3-5	L	Charleston, S.C.
	0-3	L	Charleston, S.C.
2002	4-10	L	Charleston, S.C.
2005	4-1	W	Charleston, S.C.
	5-4	W	Charleston, S.C.
2009	4-16	L	Greenville, S.C.
2013	2-3	L	Greenville, S.C.
2014	8-11	L	Charleston, S.C.
	7-10	(12) L	Charleston, S.C.

MARSHALL (1-1)

1990	2-5	L	Charleston, S.C.
1991	10-4	W	Charleston, S.C.

MERCER (1-2)

2016	1-6	L	Greenville, S.C.
2017	6-1	W	Greenville, S.C.

2019	2-11	L	Greenville, S.C.
------	------	---	------------------

UNC GREENSBORO (8-4)

1998	2-14	L	Charleston, S.C.
1999	3-0	W	Charleston, S.C.
2000	7-3	W	Charleston, S.C.
2002	9-7	W	Charleston, S.C.
2003	3-2	W	Charleston, S.C.
2006	4-5	L	Charleston, S.C.
2011	12-6	W	Charleston, S.C.
2014	6-5	(11) W	Charleston, S.C.
2016	15-10	W	Greenville, S.C.
2017	8-12	L	Greenville, S.C.
	6-4	W	Greenville, S.C.
	1-13	(7) L	Greenville, S.C.

SAMFORD (0-5)

2010	10-13	L	Charleston, S.C.
2011	1-7	L	Charleston, S.C.
2012	2-12	L	Greenville, S.C.
2016	0-2	L	Greenville, S.C.
2018	0-4	L	Greenville, S.C.

VMI (3-2)

1989	7-5	W	Asheville, N.C.
1990	10-9	W	Charleston, S.C.
1991	8-3	W	Charleston, S.C.
1992	3-5	L	Charleston, S.C.
2003	1-2	L	Charleston, S.C.

WESTERN CAROLINA (7-6)

1991	11-9	W	Charleston, S.C.
1996	7-4	W	Charleston, S.C.
1997	1-7	L	Charleston, S.C.
	9-10	L	Charleston, S.C.
1998	1-2	L	Charleston, S.C.
1999	4-11	L	Charleston, S.C.

2003	0-6	L	Charleston, S.C.
2006	1-14	L	Charleston, S.C.
2009	7-6	W	Greenville, S.C.
2012	9-8	W	Greenville, S.C.
2014	3-2	W	Charleston, S.C.
	12-4	W	Charleston, S.C.
2019	9-7	W	Greenville, S.C.

WOFFORD (3-3)

1998	11-3	W	Charleston, S.C.
2002	7-5	W	Charleston, S.C.
2007	3-5	L	Charleston, S.C.
2015	7-16	L	Charleston, S.C.
	0-1	L	Charleston, S.C.
2017	13-3	(7) W	Greenville, S.C.





Perfect Paladins

Furman Completes Unbeaten March Through 2005 SoCon Tournament

By Jeff Hartsell

The Charleston Post & Courier

Call them the So What Kids.

For the past eight days, Furman's players have adopted a motto to answer each obstacle in their path — "So what?"

Well, here's what: The team that was one out away from not even qualifying for the Southern Conference Tournament is going to college baseball's Big Dance.

The eighth-seeded Paladins became the lowest seeded team ever to win the SoCon Tournament on Saturday night. Sophomore pitcher Nick Hollstegge saved his fourth game of the tournament, and the Paladins roared from behind to take a 5-4 victory over No. 2 Georgia Southern in the championship game in front of 877 fans at Riley Park.

In winning its seventh straight game, including four in the tournament, Furman (30-27) claimed the SoCon's automatic bid to the 64-team NCAA regionals, guaranteeing the league two regional berths, with an outside shot at three when the field is announced Monday.

Regular season champion College of Charleston is a lock for an at-large bid, and Georgia Southern coach Rodney Hennon made a case for his 38-22 Eagles, a bubble team in some NCAA Tournament projections.

"You've got to look at our conference," said Hennon, whose team eliminated College of Charleston with an 11-5 victory earlier Saturday. "The Southern Conference is ranked as the eighth-best conference in the nation, and this is the best our league has ever been, top to bottom. Furman is a great example of that. I mean, the eighth seed in our tournament, and if anybody saw them play the last four days, that's a pretty good baseball team."

Furman has been pretty good since getting swept by The Citadel in mid-May. That put the Paladins in peril of not even making the eight-team SoCon Tournament. At Davidson on May 20, Furman was one out from a defeat that would have knocked the Paladins out.

That's when sophomore Joe Daysh socked a game-winning grand slam in the ninth inning, and the Paladins

have not lost since. They knocked off top seed College of Charleston in their tournament opener, and also beat Elon and Georgia Southern twice.

"We knew it all along," said junior third baseman Matthew Betsill. "We knew we had a championship team, it was just a matter of playing like it. We got down in this game, but we were thinking, so what? We've done it before and we can do it again."

The Paladins trailed 4-1 in the seventh before scoring four runs on three hits and several Georgia Southern misplays. With a runner on first, Eagles pitcher Everett Teaford took a grounder off the foot and threw the ball into center instead of taking the out at first, putting runners on first and third. Sam McLain singled in one run, and reliever David Cogswell hit a batter to load the bases with one out.

Furman's Ben Terry hit a possible double-play grounder to first base, but Greg Dowling hesitated before taking the out a first, allowing a run to score to make it 4-3. Nick Wajda's RBI groundout tied the game at 4-4, and a passed ball allowed Tony Maccani to race home with the go-ahead run.

Hollstegge, a 6-2 righty from West Chester, Ohio, pitched a perfect ninth for his fourth save of the tournament and seventh of the season. It was his eighth consecutive appearance and fifth straight save.

Now the Paladins head to the NCAA regionals as one of the most unlikely teams in the field.

"I hope this gives us more legitimacy," said Furman head coach Ron Smith, whose team is the first one other than The Citadel, Western Carolina, Georgia Southern to claim the SoCon Tournament since the Paladins did it in 1991. "I hope we represent the Southern Conference well."

Minutes after the Paladins hoisted their trophy, the skies opened up and the players headed for the dugout. But some of the Paladins stayed on the field to celebrate in the rain.

"So what?" they must have been thinking.



Tony Maccani scored the game winning run in the Paladins' 5-4 title game win over Georgia Southern.

2005 FURMAN SOUTHERN CONFERENCE TOURNAMENT CHAMPIONSHIP

May 28, 2005, Charleston, S.C. (Riley Park)

GEORGIA SOUTHERN 4

Player	AB	R	H	RBI	BB	SO	PO	A	E
Payne, cf.....	4	1	0	0	0	2	1	0	0
Phillips, 3b.....	3	1	1	0	1	0	0	0	0
Hurst, lf.....	4	0	0	1	0	0	3	0	0
Dowling, 1b.....	4	1	2	1	0	1	12	1	0
Wipke, c.....	4	0	2	0	0	0	3	1	0
Pelphrey, 2b.....	4	0	0	0	0	1	3	5	0
Stephens, rf.....	4	1	2	1	0	0	1	0	0
Zickgraf, dh.....	2	0	0	0	0	0	0	0	0
Ponder, ss.....	3	0	1	0	0	1	1	7	1
Teaford, p.....	0	0	0	0	0	0	0	0	1
D. Cogswell, p.....	0	0	0	0	0	0	0	0	0
S. Cogswell, p.....	0	0	0	0	0	0	0	0	0
Totals.....	32	4	8	3	1	5	24	14	2

FURMAN 5

Player	AB	R	H	RBI	BB	SO	PO	A	E
Wajda, rf.....	4	1	0	1	0	0	2	0	0
Greene, cf.....	3	0	1	0	0	0	2	0	0
Davidiuk, ss.....	3	0	3	1	0	0	1	6	0
Betsill, 3b.....	4	0	0	0	0	0	0	1	0
Cassedy, 1b.....	3	1	1	0	1	0	14	1	0
Daysh, 2b.....	4	1	1	0	0	0	2	4	1
McLain, dh.....	4	1	2	1	0	1	0	0	0
Maccani, c.....	2	1	0	0	0	1	5	1	0
Terry, lf.....	3	0	0	1	0	1	1	0	0
Klinker, p.....	0	0	0	0	0	0	0	1	0
Hudson, p.....	0	0	0	0	0	0	0	0	0
Hollstegge, p.....	0	0	0	0	0	0	0	0	0
Totals.....	30	5	8	4	1	3	27	14	1

Score By Innings

	R	H	E
Georgia Southern ...	0	1	2
Furman	1	0	0

E - Ponder (19), Teaford (3), Daysh (17). DP - Georgia Southern 2, Furman 3. LOB - Georgia Southern 3, Furman 5. 2B - Dowling (12), Davidiuk 2 (18). HBP - Davidiuk, Maccani. SH - Zickgraf (1), Greene (14). SB - McLain (2). CS - Ponder (2), Greene (5).

Furman	IP	H	R	ER	BB	SO	BF
Klinker (W, 5-3).....	5.1	5	3	2	1	3	21
Hudson.....	2.2	3	1	1	0	2	10
Hollstegge (S, 7).....	1.0	0	0	0	0	3	3

Georgia Southern	IP	H	R	ER	BB	SO	BF
Teaford.....	6.0	7	4	1	0	3	25
D. Cogswell (L, 1-2)1.....	1.0	1	1	1	0	0	5
S. Cogswell.....	1.0	0	0	0	1	0	4



Furman clipped top seed College of Charleston, No. 4 seed Elon, and No. 2 seed Georgia Southern twice en route to the 2005 Southern Conference Tournament championship.



SOUTHERN CONFERENCE STATISTICAL CHAMPIONS

TEAM		Stolen Bases	SB
Batting	Avg.	1960..... Gaines Mason	17
1971..... Furman	272	1984..... Eddy Halleman	19
		1986..... Eddy Halleman	35
		2014..... Hunter Burton	41
Home Runs	HR	Runs Batted In	RBI
1970..... Furman	13	1960..... Phil Chewning.....	27
1971..... Furman	29	1970..... Jerry Martin.....	25
		1971..... Neil Eichelberger	32
Strikeouts	ERA	Runs Scored	R
1969..... Furman	206	1962..... Sam Pickens.....	28
1971..... Furman	246		
1972..... Furman	182	Earned Run Average	ERA
1974..... Furman	207	1969..... Terry Deaver	1.27
		2003..... Tom Masnty*	1.09
INDIVIDUAL		2008..... Jay Jackson	3.17
Batting	Avg.	2013..... Alex Abrams	2.43
1971..... Neil Eichelberger	389	2017..... Will Gaddis	1.89
		Wins	Record
Doubles	2B	1971..... John Katona	10-2
1960..... Shelly Sutton	11	1972..... John Katona	8-3
1962..... Sam Pickens.....	8	1991..... Will Ertel	12-6
1968..... Gary Laney	9	2003..... Tom Mastny	11-2
1970..... Neil Eichelberger	10	2016..... Will Gaddis	10-3
1973..... Mark Bonn	10		
2006..... Case Cassidy	23	Strikeouts	SO
		1971..... John Katona	109
Triples	3B	1974..... Todd Brenizer	78
1977..... Randy Howell	5	1991..... Will Ertel	96
1980..... Bob Roma	5		
1993..... Ronnie Wagner.....	4	Innings Pitched	IP
2001..... Adam Etherington.....	6	1991..... Will Ertel	132.1
		2016..... Will Gaddis	101.2
Home Runs	HR	Complete Games	CG
1965..... Phil King	3	1991..... Will Ertel	11
1967..... Andy Hancock	4	1992..... Charles Braswell.....	9
1970..... Jerry Martin.....	4	2003..... Tom Mastny	8
1971..... Neil Eichelberger	8		
1972..... Don Leege	4		
1976..... Randy Howell	11		
1984..... Rock Hurst.....	13		

THE LAST TIME

A FURMAN PLAYER...

Had five hits in a game: Jabari Richards (5) vs. Morehead State, Feb. 16, 2019
Had six hits in a game: Carter Grote (6) vs. Gardner-Webb, May 3, 2017 (School Record)
Hit three doubles in a game: J.B. Jenkins vs. Georgia, Mar. 24, 2010
Hit two triples in a game: Will Miller vs. Ohio, Feb. 19, 2011
Led off a game with a home run: Jabari Richards vs. UNCG, May 27, 2016
Led off a home game with a home run: Ben Anderson vs. Harvard, Mar. 17, 2018
Hit two home runs in a game: Jabari Richards vs. Winthrop, Mar. 26, 2019
Hit three home runs in a game: Danny Rueckel at VMI, Mar. 19, 2000
Hit back-to-back home runs: Jared Mihalik, Brandon Elmy vs. Georgia State, Apr. 4, 2018
Hit home runs in back-to-back games: Sterling Turmon vs. ETSU (2G)/UNC Asheville, Apr. 13/16, 2019
Hit home runs in four consecutive games: Jared Mihalik vs. Georgia State & Mercer, Apr. 4-8, 2018
Hit an inside-the-park home run: Carter Grote vs. UNC-Asheville, Mar. 8, 2016
Hit a grand slam: Jabari Richards vs. Gardner-Webb, Mar. 26, 2019
Hit a walk-off home run: Dax Roper (B9, solo HR) vs. The Citadel, Mar. 29, 2019
Hit a walk-off grand slam: Bobby Hubbard vs. Appalachian State, May 21, 2008
Hit for the cycle: Jabari Richards vs. Gardner-Webb, Mar. 26, 2019
Had four walks in a game: Dax Roper vs. Morehead State, Feb. 15, 2019
Scored five runs in a game: Carter Grote vs. Gardner-Webb, May 3, 2017
Had six RBI in a game: Jabari Richards vs. Marist, Feb. 16, 2018
Had seven RBI in a game: Chris Ohmstede (7) vs. Dayton, May 16, 2013 (School Record)
Stole four bases in a game: Sky Overton (4) vs. South Carolina, Feb. 17, 2016
Stole five bases in a game: Marcus Rose (5) vs. Gardner-Webb, May 21, 2009
Recorded 10 strikeouts in game: David Dunlavey (10) vs. Gardner-Webb, Feb. 25, 2019
Recorded 10 strikeouts in back-to-back starts: Will Gaddis (10) vs. Wofford (Mar. 24, 2017) and (10) vs. Mercer (Mar. 31, 2017)

Pitched a nine-inning, complete game: David Dunlavey vs. Kansas, Apr. 27, 2019
Pitched back-to-back nine-inning, complete games: Grant Schuermann (G1) & Will Gaddis (G2) vs. Samford, May 6, 2017
Pitched a nine-inning, complete game shutout: David Dunlavey vs. Kansas, Apr. 27, 2019
Pitched a no-hitter: Peter Jones vs. VMI, Mar. 19, 1979
Pitched a complete game, one-hitter: Rusty Putnam vs. UNC Asheville, February 16, 2000
Pitched more than nine innings: 9.2, Jacques de Gruy vs. Georgia Southern, May 3, 2014

AN OPPOSING PLAYER...

Had five hits in a game: Nolan Metcalf (5), Kansas, Apr. 26, 2019
Had six hits in a game: Adam Eaton, Miami (Ohio), Feb. 20, 2010
Hit three doubles in a game: Luke Drumheller (5), Appalachian State, Mar. 10, 2019
Led off a game with a home run: Logan Davidson, Clemson, May 9, 2017
Hit two home runs in a game: Benjamin Sems, Kansas, Apr. 28, 2019
Hit three home runs in a game: Tyler Thornburg, Charleston Southern, Apr. 22, 2009
Hit a grand slam: Brett Vosik, Kansas, Apr. 26, 2019
Hit for the cycle: Aaron Attaway, Western Carolina, Apr. 5, 2013
Had four walks in a game: Babe Thomas, Winthrop, Apr. 6, 2015
Hit by a pitch three times: Chris Dyer, Davidson, Mar. 17, 2013
Had six RBI in a game: Max McDougald (6), Wofford, Mar. 25, 2017
Recorded 10 or more strikeouts in a game: Chase Walter (17), Western Carolina, Apr. 20, 2019
Pitched a nine-inning, complete game: Chase Walter, Western Carolina, Apr. 20, 2019
Pitched a nine-inning complete game shutout: Adam Scott, Wofford, May 22, 2015
Pitched a no-hitter: Rodney Hancock, The Citadel, May 14, 1999

A FURMAN TEAM...

Shutout an opponent: vs. Kansas (6-0), Apr. 27, 2019
Was shutout: by Clemson (2-0), Apr. 10, 2019
Recorded back-to-back shutouts: vs. High Point, Feb. 8, 2003 (DH)
Was shutout in back-to-back games: by Ole Miss (2-0), Mar. 10, 2017; by Ole Miss (5-0), Mar. 11, 2017; by Ole Miss (1-0), Mar. 12, 2017
Had 20 or more hits in a game: 23 vs. Gardner-Webb, Mar. 27, 2019
Yielded 20 or more hits in a game: 21 by Wofford, Mar. 25, 2017
Scored 10 or more runs in an inning: 10 (3rd) vs. Michigan State, Mar. 17, 2015
Gave up 10 or more runs in an inning: 13 (5th) by College of Charleston, Mar. 29, 2009
Scored 15 or more runs in a game: 20 vs. The Citadel, Mar. 30, 2019
Gave up 15 or more runs in a game: 15 by Kansas, Apr. 28, 2019
Scored 20 or more runs in a game: 27 vs. Gardner-Webb, May 3, 2017 (School Record)
Gave up 20 or more runs in a game: 21 by Wofford, Mar. 25, 2017
Turned a triple play: vs. Gardner-Webb, Mar. 27, 2019
Had a triple play turned against it: by Marist, Mar. 8, 2015
Recorded a no-hitter: vs. VMI, Mar. 19, 1979
Was no-hit: by The Citadel, May 19, 1999
Committed six or more errors in a game: 7 vs. The Citadel, April 15, 2011
Was the beneficiary of six or more opponent errors in a game: 6 by Mercer, May 17, 2019



David Dunlavey hurled a complete game, two-hit shutout against Kansas in 2019.

2020 FURMAN PALADINS BASEBALL / Furman Draft, Free Agent History



Year	Phase	Round	Overall	Player	Team
1921	Free Agent			Elbert Andrews, P	Philadelphia Athletics
1924	Free Agent			Blackie Carter	New York Giants
1926	Free Agent			Bob Hipps, 1B	Philadelphia Athletics
1927	Free Agent			Art Jones, P	Brooklyn Dodgers
1948	Free Agent			Bob Stewart, SS	Philadelphia Athletics
	Free Agent			Bill Phillips, C	Philadelphia Athletics
1954	Free Agent			Russ Sutton, SS	Cleveland Indians
1957	Free Agent			June Raines, C	Cleveland Indians
1965	Free Agent			Ingram Haley, 3B	New York Yankees
1968	June-Regular	10	227	William Hancock, C	San Diego Padres
1969	January-Secondary	7	144	William Hancock, C	San Diego Padres
1971	Free Agent			Jerry Martin, OF/3B	Philadelphia Phillies
1972	June-Regular	8	169	Don Leege, C	San Diego Padres
1974	June-Regular	13	289	Todd Brenizer, LHP	Philadelphia Phillies
1977	June-Regular	9	214	Randy Howell, OF	St. Louis Cardinals
	June-Regular	9	230	Ron Smith, SS	Philadelphia Phillies
1978	June-Regular	27	639	Everett Smith, OF	St. Louis Cardinals
1983	Free Agent			Tim Criswell, RHP	Los Angeles Dodgers
1984	June-Regular	37	790	Rock Hurst, C	Cleveland Indians
1985	June-Regular	15	375	Rock Hurst, C	Cleveland Indians
1991	Free Agent			Brent Williams, C	Los Angeles Dodgers
1998	June-Regular	12	370	David Noyce, LHP	Florida Marlins
2001	Free Agent			Toby David, LHP	Florida Marlins
2002	June-Regular	12	347	Danny Rueckel, RHP	Montreal Expos
2003	June-Regular	11	320	Tom Mastny, RHP	Toronto Blue Jays
2004	Free Agent			Derek Norman, C	Kansas City Royals
2005	June-Regular	10	315	Matthew Betsill, 3B	Minnesota Twins
2006	June-Regular	29	873	A.J. Davidiuk, SS	San Diego Padres
	Free Agent			Ryan Hodinka, LHP	St. Louis Cardinals
2007	June-Regular	15	469	Matt Klinker, RHP	Cincinnati Reds
	Free Agent			Tony Maccani, C	New York Mets
2008	June-Regular	9	281	Jay Jackson, RHP	Chicago Cubs
	Free Agent			Mason Smith, RHP	Washington Nationals
2009	Free Agent			Connor Lind, SS	Milwaukee Brewers
2010	June-Regular	13	392	Brian Harrison, 3B	New York Mets
	June-Regular	39	1189	Ian Parry, RHP	St. Louis Cardinals
2013	June-Regular	8	247	Nate Smith, LHP	Los Angeles Angels
	June-Regular	31	937	Taylor Johnson, OF	Los Angeles Angels
	June-Regular	40	1207	Ben Carlson, RHP	Los Angeles Angels
2014	June-Regular	26	772	Jacques de Gruy, RHP	Philadelphia Phillies
	June-Regular	37	1107	Tyler Wood, RHP	San Diego Padres
2015	Free Agent			Matt Solter, RHP	San Francisco Giants
2017	June-Regular	3		Will Gaddis, RHP	Colorado Rockies
	June-Regular	37		Ted Andrews, RHP	Chicago White Sox



Tom Mastny was the winning pitcher in Game 2 of the 2007 ALCS.



Jay Jackson made his Major League debut with the San Diego Padres in 2015 and helped the Milwaukee Brewers to the 2019 playoffs.



An eighth-round draft selection of the Los Angeles Angels in 2013, Nate Smith was named 2015 Texas League (Double A) Pitcher of the Year.

2020 FURMAN PALADINS BASEBALL / Paladins In The Pros Since 1998



DAVID NOYCE, LHP

Florida Marlins, 1998 Draft, 12th Round

Year	Team	League	Org	W	L	ERA	G	GS	CG	SV	IP	H	R	ER	BB	SO
1998	UTC	NYPL (A)	FLA	4	2	3.52	17	0	0	2	30.2	23	15	12	11	28
1999	KNCT	MWL (A)	FLA	7	3	3.30	16	16	2	0	101.0	82	43	37	29	86
2000	BRV	FSL (A)	FLA	6	5	3.87	18	17	1	0	93.0	91	53	40	35	63
	DAY	FSL (A)	CHC	1	0	2.19	3	0	0	0	12.1	9	6	3	9	6
2001	WTN	SOU (AA)	CHC	3	8	4.03	50	8	0	1	96.0	98	53	43	48	87
2002	WTN	SOU (AA)	CHC	3	2	2.72	53	0	0	0	76.0	64	25	23	36	55
Minor Totals				24	203.52	157	44	29	3409.0	367	197	158	168	325		

TOBY DAVID, LHP

Florida Marlins, 2001 Free Agent

Year	Team	League	Org	W	L	ERA	G	GS	CG	SV	IP	H	R	ER	BB	SO
2001	UTC	NYPL (A)	FLA	0	3	5.19	20	0	0	0	34.2	41	25	20	11	18
2001	CKCT	FRON (IND)		2	7	6.28	17	15	0	0	81.2	103	66	57	27	49
Minor Totals				2	105.96	37	15	0	0	0	116.1	144	91	77	38	67

DANNY RUECKEL, RHP

Montreal Expos/Washington Nationals, 2002 Draft, 12th Round

Year	Team	League	Org	W	L	ERA	G	GS	CG	SV	IP	H	R	ER	BB	SO
2002	VER	NYPL (A)	MON	1	1	1.53	10	0	0	3	17.2	12	8	3	3	23
	CLT	MWL (A)	MON	3	1	4.15	14	0	0	0	26.0	23	12	12	10	25
2003	SAV	SAV (A)	MON	1	3	4.06	4	0	1	14	68.2	68	38	31	16	64
2004	HAR	EL (AA)	MON	6	5	2.08	42	0	0	8	78.0	72	29	18	17	56
	EDM	PCL (AAA)	MON	1	0	2.89	7	0	0	1	9.1	14	3	3	7	10
2005	HAR	EL (AA)	WSN	9	6	4.16	53	0	0	7	80.0	86	41	37	21	72
2006	HAR	EL (AA)	WSN	4	4	4.20	26	2	0	1	45.0	50	22	21	12	35
	NO	PCL (AAA)	WSN	3	1	3.38	15	0	0	0	21.1	16	8	8	11	21
2007	HAR	EL (AA)	WSN	0	1	4.66	8	0	0	0	9.2	11	5	5	10	7
	COL	IL (AAA)	WSN	0	0	16.62	4	0	0	0	4.1	1	8	8	6	0
	BRIG	ATL (IND)		0	2	17.47	15	0	0	0	17.0	24	33	33	21	12
Minor Totals				28	244.27	234	3	0	34377.0	377	207	179	25	134		

TOM MASTNY, RHP

Toronto Blue Jays, 2003 Draft, 11th Round

Year	Team	League	Org	W	L	ERA	G	GS	CG	SV	IP	H	R	ER	BB	SO
2003	AUB	NYPL (A)	TOR	8	0	2.26	14	14	0	0	63.2	56	19	16	12	68
2004	CHAR	SAL (A)	TOR	10	3	2.17	27	27	0	0	149.0	123	44	36	41	141
2005	KNST	CAR (A)	CLE	7	3	2.35	29	11	0	2	88.0	78	28	23	26	94
2005	AKR	EAST (AA)	CLE	1	1	2.18	5	3	0	0	20.2	18	7	5	5	18
2006	BUF	IL (AAA)	CLE	2	2	2.01	36	1	0	1	64.2	40	16	14	24	76
2008	BUF	IL (AAA)	CLE	2	2	1.78	28	0	0	0	35.1	26	10	7	12	43
2009	YOK	JPN		1	5	5.69	15	12	0	0	61.2	79	45	39	25	43
2010	NO	PCL (AAA)	FLA	4	5	4.27	18	14	0	0	86.1	89	42	41	34	60
Minor Totals				35	21	2.87	172	82	0	3	567.1	509	211	181	179	545
2006	CLE	MLB		0	1	5.51	15	0	0	5	16.1	17	10	10	8	14
2007	CLE	MLB		7	2	4.68	51	0	0	0	57.2	63	30	30	32	52
2008	CLE	MLB		2	2	10.80	14	1	0	0	20.0	28	24	24	11	19
Majors Totals				9	5	6.13	80	1	0	5	94.0	108	64	64	51	85
Postseason Totals				1	0	0.00	3	0	0	0	4.2	2	0	0	2	3

DEREK NORMAN, C

Kansas City Royals, 2004 Free Agent

Year	Team	League	Org	G	AB	R	H	2B	3B	HR	RBI	AVG	SB	CS	BB	SO
2004	IFAL	PIO (R)	KC	18	63	6	12	3	0	0	4	.190	0	1	8	10
	ROY	ARZ (R)	KC	3	9	1	2	0	0	0	3	.222	0	0	3	0
2005	BUR	MWL (A)	KC	30	96	13	26	4	0	0	9	.271	1	5	13	12
Minor Totals				51	168	20	40	7	0	0	16	.238	1	6	24	22

MATTHEW BETSILL, 3B

Minnesota Twins, 2005 Draft, 10th Round

Year	Team	League	Org	G	AB	R	H	2B	3B	HR	RBI	AVG	SB	CS	BB	SO
2005	ELIZ	APP (R)	MIN	45	148	24	41	5	1	2	19	.277	4	2	18	34
2006	TWIN	GCL (R)	MIN	10	34	1	4	0	0	2	.118	0	1	1	10	
	ELIZ	APP (R)	MIN	3	12	3	3	0	0	2	.250	0	0	1	1	
	BEL	MWL (A)	MIN	28	100	10	28	4	0	0	7	.280	0	1	12	19
2007	BEL	MWL (A)	MIN	58	197	23	42	10	0	3	17	.213	3	4	27	41
	FTM	FSL (A)	MIN	37	129	7	20	2	1	0	7	.155	1	0	6	36
Minor Totals				181	620	68	138	21	2	7	60	.223	8	8	65	141

A.J. DAVIDIUK, SS

San Diego Padres, 2006 Free Agent

Year	Team	League	Org	G	AB	R	H	2B	3B	HR	RBI	AVG	SB	CS	BB	SO
2006	PAD	ARZ (R)	SD	20	80	12	24	4	1	1	14	.300	2	1	4	12
	FTW	MWL (A)	SD	27	88	7	18	1	0	0	7	.205	1	1	7	14
	POR	PCL (AAA)	SD	2	5	0	0	0	0	0	0	.000	0	0	0	0
Minor Totals				49	173	19	42	5	1	1	21	.243	3	2	11	26

RYAN HODINKA, LHP

St. Louis Cardinals, 2006 Free Agent

Year	Team	League	Org	W	L	ERA	G	GS	CG	SV	IP	H	R	ER	BB	SO
2006	STC	NYP (A)	STL	1	2	4.72	19	1	0	1	26.2	29	17	14	16	17
2007	CARD	GCL (R)	STL	0	0	9.00	1	0	0	0	1.0	2	1	1	0	2
	JOHN	APP (R)	STL	1	1	7.00	14	0	0	0	9.0	13	13	7	11	5
Minor Totals				2	3	5.40	34	1	0	1	36.2	44	31	22	27	24

MATT KLINKER, RHP

Cincinnati Reds, 2007 Draft, 15th Round

Year	Team	League	Org	W	L	ERA	G	GS	CG	SV	IP	H	R	ER	BB	SO
2007	BIL	PIO (R)	CIN	2	2	5.44	15	2	0	0	41.1	55	30	25	10	39
2008	DTN	MWL (A)	CIN	6	4	3.26	19	18	0	0	105.0	98	43	38	27	76
	SAR	FSL (A)	CIN	2	2	5.50	6	6	0	0	34.1	41	21	21	11	28
2009	SAR	FSL (A)	CIN	2	2	4.89	9	9	0	0	42.1	53	26	23	8	42
	CAR	SOU (AA)	CIN	3	2	2.95	6	6	0	0	36.2	27	12	12	13	40
	LOU	IL (AAA)	CIN	2	2	2.48	5	5	0	0	29.0	22	10	8	13	30
2010	CAR	SOU (AA)	CIN	7	6	2.83	18	18	0	0	111.1	97	43	35	24	97
	LOU	IL (AAA)	CIN	4	4	5.85	10	9	0	1	52.1	61	35	34	21	41
2011	CAR	SOU (AA)	CIN	6	7	5.23	15	14	2	0	82.2	100	54	48	25	54
	LOU	IL (AAA)	CIN	3	1	6.33	6	4	0	0	27.0	35	19	19	7	17
Minor Totals				37	324.21	109	91	2	1562.0	589	293	263	159	464		

TONY MACCANI, C

New York Mets, 2007 Free Agent

Year	Team	League	Org	G	AB	R	H	2B	3B	HR	RBI	AVG	SB	CS	BB	SO
2007	SAV	SAL (A)	NYM	9	21	0	1	0	0	0	1	.048	0	0	3	5
2008	SAV	SAL (A)	NYM	23	60	8	14	2	0	0	4	.233	0	0	6	14
2009	STLU	FSL (A)	NYM	8	27	3	5	0	0	0	1	.185	0	0	2	8
2010	STLU	FSL (A)	NYM	11	34											

2020 FURMAN PALADINS BASEBALL / Paladins In The Pros Since 1998



BRIAN HARRISON, 3B

New York Mets, 2010 Draft, 13th Round

Year	Team	League	Org	G	AB	R	H	2B	3B	HR	RBI	AVG	SB	CS	BB	SO
2010	METS	GCL (R)	NYM	8	27	3	8	3	1	1	3	.296	0	0	2	5
	BRK	NYP (A)	NYM	35	126	24	36	10	1	7	22	.286	2	0	10	18
	SAV	SAL (A)	NYM	5	16	2	4	2	0	0	0	.250	0	0	0	3
2011	BRK	NYP (A)	NYM	62	219	31	52	7	0	3	30	.237	2	0	23	45
2012	SAV	SAL (A)	NYM	113	423	54	102	27	1	5	61	.241	5	0	40	72
2013	STLU	FSL (A)	NYM	9	32	5	7	1	0	1	5	.219	0	1	4	4
	METS	GULF	NYM	7	28	1	5	1	0	0	4	.179	0	1	1	1
	SAV	SAL (A)	NYM	23	75	6	10	3	0	0	6	.133	0	1	6	28
Minors Totals				262	946	126	224	54	3	17	131	.237	9	3	86	176

NATE SMITH, LHP

Los Angeles Angels, 2013 Draft, 8th Round

Year	Team	League	Org	W	L	ERA	G	GS	CG	SV	IP	H	R	ER	BB	SO
2013	OREM	PIO (R)	LAA	2	2	3.86	15	9	0	0	35.0	34	19	15	7	31
2014	INLA	CAL (A)	LAA	6	3	3.07	10	10	0	0	55.2	41	22	19	14	51
	ARK	TEX (AA)	LAA	5	3	2.89	11	11	0	0	62.1	48	21	20	30	67
2015	ARK	TEX (AA)	LAA	8	4	2.74	17	17	1	0	101.2	82	31	28	28	81
	SALT	PCL (AAA)	LAA	2	4	7.75	7	7	0	0	36.0	48	36	31	15	23
2016	SLC	PCL (AAA)	LAA	8	9	4.61	26	26	0	0	150.1	166	85	77	44	122
2017	ANG	ROK (R)	LAA	0	0	0.00	3	3	0	0	9.1	3	0	0	2	10
	SLC	PCL (AAA)	LAA	1	0	0.00	1	1	0	0	5.2	1	0	0	0	4
Minors Totals				32	253.75	90	84	1	0456.0	423	214	190	140	252		

TAYLOR JOHNSON, 1B

Los Angeles Angels, 2013 Draft, 31st Round

Year	Team	League	Org	G	AB	R	H	2B	3B	HR	RBI	AVG	SB	CS	BB	SO
2013	ANG	ARIZ (R)	LAA	50	182	21	43	11	2	3	22	.236	3	2	17	53

BEN CARLSON, RHP

Los Angeles Angels, 2013 Draft, 40th Round

Year	Team	League	Org	W	L	ERA	G	GS	CG	SV	IP	H	R	ER	BB	SO
2013	ANG	ARIZ (R)	LAA	4	0	1.73	21	0	0	10	26.0	22	5	5	5	5
	OREM	PIO (R)	LAA	0	1	10.80	3	0	0	0	3.1	4	4	4	1	1
2014	BURL	MWL (A)	LAA	3	2	2.60	52	0	0	14	65.2	69	27	19	17	62
Minors Totals				7	32.65	76	0	0	2495.0	95	36	28	23	78		

JACQUES DE GRUY, RHP

Philadelphia Phillies, 2014 Draft, 26th Round

Year	Team	League	Org	W	L	ERA	G	GS	CG	SV	IP	H	R	ER	BB	SO
2014	PHI	GCL (R)	PHI	0	0	3.12	13	0	0	0	17.1	20	9	6	8	14

TYLER WOOD, RHP

San Diego Padres, 2014 Draft, 37th Round

Year	Team	League	Org	W	L	ERA	G	GS	CG	SV	IP	H	R	ER	BB	SO
2014	PAD	ARIZ (R)	SD	0	0	1.66	12	0	0	0	21.2	13	4	4	4	22
	FTW	MWL (A)	SD	0	1	7.53	6	0	0	0	14.1	18	12	12	2	10
	LAKE	CAL (A)	SD	0	0	27.00	1	0	0	0	1.0	5	3	3	0	1
Minors Totals				0	14.62	19	0	0	0	0	37.0	36	19	19	2	33



Johnson

BRANT MASTERS, RHP

Lake Erie Crushers, 2014 Free Agent

Year	Team	League	Org	W	L	ERA	G	GS	CG	SV	IP	H	R	ER	BB	SO
2014	LKER	FRON	IND	1	0	0.93	12	0	0	0	9.2	5	1	0	2	5
	ROCK	FRON	IND	0	1	9.90	6	0	0	0	10.0	18	11	5	3	6
Minors Totals				1	12.29	18	0	0	0	0	19.2	23	12	5	5	11



Carlson

MATT SOLTER, RHP

Gary SouthShore Railcats, 2015 Free Agent

Year	Team	League	Org	W	L	ERA	G	GS	CG	SV	IP	H	R	ER	BB	SO
2015	GARY	AMER (I)	IND	2	3	3.86	18	0	0	0	25.2	35	14	11	8	14
2016	AUG	SAL (A)	SF	4	6	6.45	14	14	0	0	68.1	87	50	49	30	60
2017	AUG	SAL (A)	SF	2	1	3.98	7	5	0	0	31.2	30	16	14	18	35
	SJ	CALF (A)	SF	5	2	4.08	14	7	0	0	57.1	57	29	26	36	81
2018	STP	AMER (N)	IND	3	5	4.73	15	15	0	0	80.0	87	52	42	31	56
Minors Totals				16	17	68	41	0	0	0	263.0	296	161	142	105	211



Wood

TED ANDREWS, RHP

Chicago White Sox, 2017 Free Agent

Year	Team	League	Org	W	L	ERA	G	GS	CG	SV	IP	H	R	ER	BB	SO
2017	CWS	ARIZ (R)	CWS	0	0	2.25	13	0	0	0	12.0	7	7	3	13	10

WILL GADDIS, RHP

Colorado Rockies, 2017 Draft, 4th Round

Year	Team	League	Org	W	L	ERA	G	GS	CG	SV	IP	H	R	ER	BB	SO
2017	GRJU	PIO (R)	COL	3	1	5.68	11	9	0	0	44.1	66	33	28	7	26
2018	ASH	SAL (A)	COL	6	6	5.04	23	23	0	0	121.1	139	74	68	32	82
Minors Totals				9	75.22	34	32	0	0	0	165.2	205	107	96	39	108

FURMAN COACHING RECORDS

Overall

SoCon

Coach	Years	Season	W	L	T	.Pct	W	L	T	.Pct
Unknown	5	1896-00	14	11	0	.560				
C.M. McGee	1	1901	8	1	0	.899				
J.R. Sullivan	1	1902	2	4	0	.333				
B.E. Geer	1	1903	1	3	0	.250				
W.T. Everett	1	1904	8	3	0	.750				
Bernie McCay	1	1905	8	3	0	.727				
J.C. Osteen	1	1906	6	6	1	.500				
James Price	1	1907	4	7	0	.364				
T.C. Stouch	2	1909-10	12	11	0	.521				
Jack Corbett	1	1911	7	5	0	.583				
W.L. Laval	17	1908; 1912-27	140	124	5	.530				
A.P. McLeod	12	1928-30; 1933-45; 1937-42	78	81	5	.491				
Pepper Martin	1	1943	3	5	0	.375	2	3	0	.400
Lyles Alley	8	1946-49; 1951-53; 1967	69	96	1	.419	44	63	1	.412
Woody Johnson	1	1950	8	13	0	.381	7	7	0	.500
Bill Kerr	4	1954-57	32	42	0	.432	1	16	0	.407
Dixie Howell	3	1958-60	30	33	1	.476	13	14	0	.481
Mack Erwin	1	1961	15	10	0	.600	7	3	0	.700
Bobby Jennings	1	1962	12	9	0	.571	6	3	0	.667
Jack Powers	4	1963-66	40	67	2	.376	24	37	0	.471
Bob Reising	2	1968-69	33	21	2	.607	16	7	1	.688
Tom Wall	22	1970-71; 1974-93	329	480	4	.407	124	218	1	.363
Elon Brunty	2	1972-73	37	28	2	.567	16	12	0	.571
Ron Smith	23	1994-16	580	693	3	.456	295	337	1	.467
Brett Harker	3	2017-Present	83	87	0	.488	36	33	0	.522
Totals	118		1531	1816	27		577	770	4	.429

2019 FURMAN PALADINS BASEBALL / Versus All Opponents



Opponent	G	W	L	T	Home	Away	Neutral	Last Meeting
Akron	3	1	2	0	1-2	0-0	0-0	3-11, 2015
Alabama	6	0	6	0	0-1	0-4	0-1	6-7, 1991
Alabama-Birmingham	3	0	3	0	0-0	0-3	0-0	2-6, 2007
Albany	3	2	1	0	2-1	0-0	0-0	3-6, 2008
Appalachian State	112	50	62	0	27-32	17-25	6-5	0-14, 2019
Armstrong State	2	2	0	0	2-0	0-0	0-0	7-3, 1973
Atlanta Baptist	2	0	2	0	0-1	0-1	0-0	5-7, 1971
Auburn	7	1	6	0	1-3	0-3	0-0	4-10, 2000
Augusta	6	1	5	0	1-1	0-4	0-0	2-11, 1991
Austin Peay	8	1	7	0	1-7	0-0	0-0	1-4, 2007
Ball State	5	3	2	0	2-2	0-0	1-0	14-7, 2007
Belmont	7	4	3	0	2-2	2-1	0-0	5-9, 2017
Belmont Abbey	3	2	1	0	2-1	0-0	0-0	3-4, 1992
Bingham	1	1	0	0	1-0	0-0	0-0	9-3, 1901
Birmingham Southern	2	2	0	0	1-0	1-0	0-0	3-1, 1924
Boston University	1	0	1	0	0-1	0-0	0-0	5-7, 1951
Butler	2	0	2	0	0-2	0-0	0-0	7-10, 2017
California State (Pa.)	3	2	0	1	2-0	0-0	0-0	10-1, 1985
Campbell	5	3	2	0	2-2	1-0	0-0	5-4, 1996
Campbellsville	2	2	0	0	2-0	0-0	0-0	18-9, 1992
Carson-Newman	2	1	1	0	1-1	0-0	0-0	4-9, 1994
Catawba	2	2	0	0	1-0	1-0	0-0	8-4, 1956
Central Connecticut State	3	2	1	0	2-1	0-0	0-1	0-9-1, 2018
Central Florida	2	1	1	0	0-0	1-1	0-0	2-5, 1991
Central Michigan	5	1	2	2	1-2-2	0-0	0-0	2-0, 2014
Charleston Southern	56	33	23	0	21-11	12-12	0-0	5-7, 2015
Charlotte	32	8	24	0	4-13	4-11	0-0	3-18, 2009
Chattanooga	10	7	3	0	5-1	2-2	0-0	6-2, 1982
Cincinnati	7	3	4	0	3-4	0-0	0-0	5-1, 2013
The Citadel	244	105	137	2	51-67-1	52-70-1	2-0	7-2, 2019
Clemson	215	57	154	4	29-63-2	25-83	3-8-1	0-2, 2019
Cleveland State	6	4	2	0	4-2	0-0	0-0	10-6, 1974
Coastal Carolina	14	6	8	0	0-2	6-6	0-0	11-6, 2013
College of Charleston	83	34	48	1	17-20-1	14-25	3-3	1-3, 2019
Columbus College	2	0	2	0	0-0	0-2	0-0	5-10, 1981
Connecticut	1	0	1	0	0-1	0-0	0-0	1-12, 2015
Coppin State	3	3	0	0	3-0	0-0	0-0	3-0, 2006
Cornell	3	0	2	1	0-2-1	0-0	0-0	11-11, 1963
C.W. Post	2	2	0	0	2-0	0-0	0-0	14-5, 1998
Dallas Baptist	1	0	1	0	0-0	0-0	0-1	5-8, 2004
Davidson	200	113	86	1	72-30	39-56-1	2-0	3-4, 2016
Davis & Elkins	1	1	0	0	1-0	0-0	0-0	14-5, 1993
Dayton	14	11	3	0	11-3	0-0	0-0	11-12, 2017
Delaware	2	0	2	0	0-0	0-0	0-2	1-3, 2002
Duke	32	9	23	0	7-14	2-9	0-0	11-9, 2014
Duquesne	1	1	0	0	1-0	0-0	0-0	11-5, 1993
Earlham	1	1	0	0	1-0	0-0	0-0	7-2, 1967
East Carolina	28	13	15	0	7-4	6-11	0-0	2-3, 1977
East Tennessee State	95	50	45	0	28-18	19-22	3-5	5-7, 2019
Eastern Kentucky	10	4	5	1	4-5-1	0-0	0-0	7-3, 2013
Eastern Michigan	1	0	1	0	0-1	0-0	0-0	3-13, 1968
Elon	45	20	25	0	12-10	6-13	2-2	9-7, 2014
Erskine	82	50	31	1	28-17	19-14-1	3-0	1-3, 1994
Fairmont State	1	1	0	0	1-0	0-0	0-0	8-3, 1981
Florida	12	1	11	0	1-1	0-10	0-0	0-2, 1991
Florida Atlantic	1	1	0	0	1-0	0-0	0-0	9-6, 1985
Florida International	9	0	9	0	0-4	0-5	0-0	1-6, 1998
Florida Southern	9	3	6	0	0-0	3-6	0-0	0-6, 1970
Florida State	15	1	14	0	0-0	1-12	0-2	0-15, 1994
Fordham	1	0	1	0	0-1	0-0	0-0	2-5, 2016
Francis Marion	2	1	1	0	1-0	0-1	0-0	3-9, 1979
Gardner-Webb	46	29	17	0	14-11	15-6	0-0	18-3, 2019
George Mason	2	2	0	0	2-0	0-0	0-0	9-7, 1977
George Washington	12	3	9	0	1-2	2-7	0-0	0-3, 1970
Georgia	40	10	30	0	5-7	5-23	0-0	6-10, 2017
Georgia College	5	0	5	0	0-2	0-3	0-0	5-6, 1983
Georgia Southern	97	38	59	0	20-21	13-31	5-7	7-10, 2014
Georgia State	36	19	17	0	12-7	7-10	0-0	4-3, 2019
Georgia Tech	23	2	21	0	1-9	1-12	0-0	4-5, 2005
Guilford	1	1	0	0	1-0	0-0	0-0	3-2, 1919
Harvard	4	3	1	0	3-1	0-0	0-0	8-6, 2018
High Point	30	18	12	0	16-9	2-3	0-0	2-15, 2007
Hofstra	2	1	1	0	1-1	0-0	0-0	5-4, 2014
Holy Cross	3	2	1	0	2-1	0-0	0-0	7-10, 2016
Howard	2	2	0	0	2-0	0-0	0-0	18-11, 1985
Illinois	2	0	2	0	0-1	0-0	0-1	5-14, 2018
Indiana	4	3	1	0	3-1	0-0	0-0	6-5, 2015
Iowa	1	0	1	0	0-0	0-0	0-1	2-8, 2014
Jacksonville	7	0	7	0	0-2	0-5	0-0	6-11, 1991

Opponent	G	W	L	T	Home	Away	Neutral	Last Meeting
Jacksonville State	3	2	1	0	0-0	2-1	0-0	9-2, 2005
James Madison	3	3	0	0	3-0	0-0	0-0	3-2, 1977
Kansas	3	1	2	0	1-2	0-0	0-0	1-15, 2019
Kennesaw	3	2	1	0	1-0	1-1	0-0	6-1, 1990
Kent State	1	0	1	0	0-1	0-0	0-0	1-14, 1964
Kentucky	6	2	4	0	2-4	0-0	0-0	4-13, 2007
Kings Mountain Military	1	1	0	0	1-0	0-0	0-0	19-2, 1903
Lafayette	1	1	0	0	1-0	0-0	0-0	6-5, 2007
Lenoir-Rhyne	2	1	1	0	1-0	0-1	0-0	1-6, 1975
Lewis	3	0	3	0	0-3	0-0	0-0	6-8, 1977
Liberty	3	0	3	0	0-3	0-0	0-0	3-15, 1994
Limestone	1	1	0	0	1-0	0-0	0-0	7-6, 1993
Lincoln Memorial	2	2	0	0	2-0	0-0	0-0	8-2, 1993
Longwood	2	1	1	0	1-1	0-0	0-0	8-13, 2009
Louisiana-Lafayette	3	1	2	0	0-0	1-2	0-0	2-9, 2004
Maine	2	1	1	0	0-1	0-0	1-0	4-2, 2014
Marietta	3	1	2	0	1-2	0-0	0-0	2-4, 1972
Marist	6	6	0	0	6-0	0-0	0-0	7-6, 2018
Marshall	43	20	23	0	14-11	5-11	1-1	19-6, 1977
Mars Hill	12	9	3	0	5-2	4-1	0-0	17-4, 1997
Maryland	8	4	4	0	3-4	0-0	1-0	5-15, 1998
Maryland-Eastern Shore	3	3	0	0	2-0	0-0	1-0	5-1, 2015
Maryville	2	1	1	0	1-1	0-0	0-0	12-9, 1916
Massachusetts	1	0	1	0	0-1	0-0	0-0	2-7, 1959
Methodist	2	0	2	0	0-2	0-0	0-0	1-3, 1974
Mercer (Atlanta)	4	3	1	0	1-1	2-0	0-0	8-7, 1978
Mercer	34	11	24	0	5-8	5-13	1-3	2-11, 2019
Miami (Fla.)	10	1	9	0	0-0	1-9	0-0	2-6, 1998
Miami (Ohio)	20	10	10	0	10-9	0-0	0-1	3-4, 2015
Michigan	1	0	1	0	0-0	0-0	0-1	3-6, 2005
Michigan State	12	5	7	0	5-7	0-0	0-0	3-2, 2018
Milligan	10	6	4	0	5-1	1-3	0-0	10-0, 1973
Mississippi	3	0	3	0	0-0	0-3	0-0	0-1, 2017
Mississippi College	2	0	2	0	0-2	0-0	0-0	1-3, 1922
Mississippi State	1	1	0	0	0-0	0-0	1-0	5-2, 1965
Missouri	1	0	1	0	0-0	0-0	0-1	4-8, 1991
Monmouth	3	2	1	0	2-1	0-0	0-0	10-6, 2017
Morehead State	5	2	3	0	2-3	0-0	0-0	5-6, 2019
Morris Harvey	2	2	0	0	2-0	0-0	0-0	7-1, 1971
Mount Union	2	1	0	1	1-0-1	0-0	0-0	17-8, 1970
Newberry	115	57	57	1	36-29-1	20-26	1-2	7-6, 1991
New Jersey Tech	4	4	0	0	3-0	0-0	0-0	11-1, 2008
Niagara	2	2	0	0	2-0	0-0	0-0	9-7, 2003
Norfolk State	1	1	0	0	1-0	0-0	0-0	5-2, 2014
North Carolina	12	2	10	0	2-4	0-5	0-1	1-13, 1995
North Carolina-Asheville	61	33	27	1	25-12-1	8-14	0-1	3-2, 2019
North Carolina A&T	3	2	1	0	2-1	0-0	0-0	7-3, 2017
North Carolina Central	1	0	1	0	0-1	0-0	0-0	2-3, 2014
North Carolina-Greensboro	78	39	39	0	14-15	17-20	8-4	1-2, 2019
North Carolina State	12	5	7	0	3-1	2-6	0-0	0-9, 2018
North Carolina-Wilmington	1	1	0	0	1-0	0-0	0-0	9-7, 1989
North Georgia	3	3	0	0	3-0	0-0	0-0	8-5, 1915
North Greenville	2	1	1	0	1-1	0-0	0-0	7-2, 1996
Notre Dame	2	1	1	0	1-1	0-0	0-0	14-10, 1925
Oglethorpe	20	7	13	0	6-5	1-8	0-0	24-3, 1973
Ohio	25	13	12	0	13-12	0-0	1-0	7-0, 2011
Ohio State	4	2	2	0	1-1	0-0	1-1	11-10, 2019
Oklahoma State	1	0	1	0	0-0	0-0	0-1	0-10, 2004
Old Dominion	3	0	3	0	0-3	0-0	0-0	1-15, 1995
Pembroke	4	2	2	0	1-1	0-1	1-0	4-3, 1968
Penn	2	2	0	0	2-0	0-0	0-0	4-1, 2018
Penn State	4	3	1	0	3-1	0-0	0-0	7-5, 2005
Piedmont	6	4	2	0	4-1	0-1	0-0	10-2, 1991
Pittsburgh-Johnstown	1	1	0	0	1-0	0-0	0-0	14-2, 1973
Presbyterian	99	58	39	2	39-19-2	19-20	0-0	11-6, 2017
Radford	2	1	1	0	1-1	0-0	0-0	0-1, 1990
Rhode Island	1	0	0	1	0-0	0-0	0-0	3-3, 1968
Richmond	28	9	19	0	5-7	3-12	1-0	13-4, 1997
Rollins	7	2	4	2	1-0	1-4-2	0-0	1-14, 1981
Sacred Heart	1	1	0	0	0-0	0-0	1-0	5-3, 1976
Samford	39	11	28	0	5-10	6-13	0-5	0-4, 2018
St. Leo	1	1	0	0	0-0	1-0	0-0	3-0, 1991
St. John's	1	0	1	0	0-1	0-0	0-0	3-5, 1978
S.C.C.I.	1	1	0	0	1-0	0-0	0-0	20-6, 2015
Siena	1	1	0	0	1-0	0-0	0-0	11-10, 1996
South Carolina	177	58	117	2	31-44-1	25-70-1	2-3	7-4, 2019
South Carolina-Aiken	8	5	3	0	2-2	3-1	0-0	0-1, 1992
South Carolina-Upstate	21	12	9	0	7-4	5-5	0-0	5-4, 2019
Southern Tech	1	1	0	0	0-0	1-0	0-	

2019 FURMAN PALADINS BASEBALL / Versus All Opponents



Opponent	G	W	L	T	Home	Away	Neutral	Last Meeting
Southern Wesleyan	7	7	0	0	7-0	0-0	0-0	13-4, 1995
Stetson	21	7	14	0	2-7	5-7	0-0	3-1, 2014
Tampa	2	1	1	0	0-0	1-1	0-0	1-16, 1964
TCU	1	0	1	0	0-0	0-1	0-0	2-7, 2004
Tennessee	9	2	7	0	1-3	1-4	0-0	2-4, 2008
Tenn.-Martin	1	1	0	0	1-0	0-0	0-0	11-3, 2017
Toldeo	11	8	3	0	7-3	0-0	0-0	13-5, 2014
Trinity (Conn.)	1	0	1	0	0-1	0-0	0-0	2-8, 1947
Troy State	2	0	2	0	0-0	0-2	0-0	7-8, 1994
Tulane	3	0	3	0	0-0	0-3	0-0	0-8, 2016
Valdosta State	2	1	1	0	0-0	1-1	0-0	7-6, 1969
VCU	3	0	3	0	0-3	0-0	0-0	2-3, 2014
Virginia	11	5	6	0	5-6	0-0	0-0	3-5, 1991
Virginia Military Institute	96	64	32	0	34-12	25-18	5-2	13-5, 2019
Virginia Tech	22	11	11	0	4-7	6-3	1-1	5-3, 1989
Wake Forest	25	6	19	0	4-8	1-5	1-6	2-11, 2019
Warren Wilson	5	4	1	0	3-1	1-0	0-0	14-0, 1984
Washington & Lee	5	2	3	0	2-3	0-0	0-0	2-0, 1955
Wesleyan	1	1	0	0	0-0	0-0	1-0	1-0, 1960
Western Carolina	153	54	99	0	20-42	27-51	7-6	9-7, 2019
Western Illinois	3	1	2	0	1-2	0-0	0-0	9-19, 2010
West Virginia	19	8	11	0	4-6	3-5	1-0	5-8, 2016
West Virginia State	1	0	1	0	0-1	0-0	0-0	8-10, 1977
Wheaton	1	1	0	0	1-0	0-0	0-0	15-3, 1982
Wichita State	3	0	3	0	0-0	0-3	0-0	1-3, 2018
William & Mary	35	21	14	0	13-5	8-8	0-1	6-9, 2004
Wilmington College	1	1	0	0	1-0	0-0	0-0	4-3, 1986
Wingate	4	1	3	0	1-2	0-1	0-0	3-15, 1981
Winthrop	29	6	23	0	2-14	4-9	0-0	6-8, 2019
Wofford	215	130	82	3	75-31	51-45	4-6	8-9, 2019
Xavier	5	3	2	0	3-2	0-0	0-0	1-0, 2015
Yale	1	0	1	0	0-1	0-0	0-0	7-8, 2007



2019 FURMAN PALADINS BASEBALL / Series Results



AKRON (1-2)

2015 L 5-7 Greenville
W 8-7 Greenville
L 3-11 Greenville

ALABAMA (0-6)

1919 L 0-8 Greenville
1922 L 0-1 Greenwood, S.C.
1924 L 0-13 Tuscaloosa
L 3-7 Tuscaloosa
1991 L 5-6 Tuscaloosa
L 6-7 Tuscaloosa

ALABAMA-BIRMINGHAM (0-3)

2007 L 2-3 Birmingham
L 4-5 Birmingham
L 2-6 Birmingham

ALBANY (2-1)

2008 W 12-1 Greenville
W 5-2 Greenville
L 3-6 Greenville

APPALACHIAN STATE (50-62)

1969 W 1-0 Greenville
1973 W 5-4 Greenville
L 3-4 Boone
1974 L 4-6 Greenville
W14-10 Boone
1975 W 13-8 Greenville
L 0-4 Boone
1976 W 13-1 Greenville
W 7-2 Boone
1977 L 1-3 Boone
L 3-5 Boone
1978 L 5-8 Greenville
L 5-13 Greenville
1979 W 9-8 Boone
L 2-12 Boone
1980 L 1-5 Greenville
L 0-6 Greenville
1981 L 1-6 Boone
L 4-6 Boone
1982 L 0-2 Greenville
L 4-7 Greenville
1983 L 1-4 Boone
L 4-9 Boone
1985 L 1-16 Greenville
L 1-15 Greenville
1986 L 3-16 Greenville
L 4-11 Greenville
1988 L 3-15 Greenville
L 2-12 Greenville
1989 L 0-6 Boone
W 5-4 Boone
L 2-8 Charleston, S.C.

1990 W 9-3 Greenville
L 2-3 Greenville
L 8-10 Greenville
1991 L 2-4 Charleston, S.C.
W 7-6 Charleston, S.C.
1992 W 3-1 Greenville
L 1-10 Greenville
W 10-3 Greenville
1993 W 8-0 Greenville
L 2-9 Greenville
1994 L 4-9 Boone
L 1-3 Boone
1995 L 4-8 Greenville
L 5-10 Greenville
L 8-16 Greenville
1996 W 6-5 Boone
W 4-1 Boone
W 8-7 Boone
1997 W 6-5 Greenville
W 5-3 Greenville
W 11-2 Greenville
W13-11 Charleston, S.C.
1998 W 7-3 Greenville
L 5-17 Greenville
W 9-4 Greenville
1999 W 20-4 Boone
W 11-9 Boone
L 7-9 Boone
2000 W 8-7 Greenville
W 5-4 Greenville
L 3-14 Greenville
2001 L 6-7 Boone
W 7-0 Boone
L 2-4 Charleston, S.C.
2002 W 14-3 Greenville
L 3-4 Greenville
W 6-3 Greenville
2003 W 5-2 Greenville
W 9-2 Greenville
W 15-1 Greenville
2004 W14-10 Boone
W 11-2 Boone
W 13-9 Boone
2005 L 3-5 Greenville
W13-11 Greenville
W 5-4 Greenville
2006 W 3-2 Boone
L 2-7 Boone
W17-11 Boone
2007 L 4-8 Greenville
L 1-7 Greenville
L 3-4 Greenville
2008 L 0-5 Boone
L 3-14 Boone
L 2-4 Boone
W 10-8 Charleston, S.C.

W 13-12 Charleston, S.C.
2009 W 5-3 Greenville
L 4-24 Greenville
L 1-4 Greenville
2010 L 7-10 Boone
L 4-5 Boone
W 6-3 Greenville
2011 W 3-2 Greenville
L 2-10 Greenville
L 2-3 Greenville
L 0-5 Charleston, S.C.
2012 L 2-14 Boone
L 5-6 Boone
L 0-14 Boone
W 13-4 Greenville*
2013 W 3-1 Greenville
W 6-5 Greenville
L 9-10 Greenville
2014 L 7-11 Boone
W 9-2 Boone
L 5-6 Boone
W 3-1 Charleston, S.C.
2019 W 6-5 Greenville
L 0-14 Greenville*
*Fluor Field

ARMSTRONG STATE (2-0)

1973 W 15-3 Greenville
W 7-3 Greenville

ATLANTA BAPTIST (0-2)

1971 L 9-15 Greenville
L 5-7 Atlanta

AUBURN (1-6)

1920 W 1-0 Greenville
L 0-2 Greenville
1921 L 4-8 Greenville
L 4-19 Greenville
2000 L 7-19 Auburn
L 4-22 Auburn
L 4-10 Auburn

AUGUSTA (1-5)

1978 L 4-5 Augusta
L 8-11 Augusta
1988 L 3-8 Augusta
W 13-5 Greenville
1991 L 1-7 Augusta
L 2-11 Greenville

AUSTIN PEAY (1-7)

1975 L 5-6 Greenville
W 3-2 Greenville
1981 L 3-7 Greenville
L 7-15 Greenville
1983 L 8-14 Greenville
2007 L 5-7 Greenville
L 1-5 Greenville
L 1-4 Greenville

BALL STATE (3-2)

2004 W 4-3 Conway, S.C.
2009 W 4-3 Greenville
L 7-9 Greenville
L 4-14 Greenville
W 14-7 Greenville

BELMONT (4-3)

1999 L 0-13 Greenville
W 7-6 Greenville
W 6-5 Greenville
2000 L 1-4 Greenville
2017 W 6-5 Nashville
W 6-0 Nashville
L 5-9 Nashville

BELMONT ABBEY (2-1)

1966 W 3-1 Greenville
1992 W15-10 Greenville
L 3-4 Greenville

BINGHAM (1-0)

1901 W 9-3

BIRMINGHAM SOUTHERN (2-0)

1924 W 4-0 Birmingham
W 3-1 Greenville

BOSTON UNIVERSITY (0-1)

1951 L 5-7 Greenville

BUTLER (0-2)

1995 L 10-12 Greenville
2017 L 7-10 Greenville

CALIFORNIA STATE, PA. (2-0-1)

1982 T 10-10 Greenville
1985 W 8-3 Greenville
W 10-1 Greenville

CAMPBELL (3-2)

1981 W 9-8 Buies Creek
1993 L 8-9 Greenville
1995 W 10-8 Greenville
L 2-5 Greenville
1996 W 5-4 Greenville

CAMPBELLSVILLE (2-0)

1991 W 8-0 Greenville
1992 W 18-9 Greenville

CARSON-NEWMAN (1-1)

1993 W 9-4 Greenville
1994 L 4-9 Greenville

CATAWBA (2-0)

1928 W 5-4 Salisbury
1956 W 8-4 Greenville

C. CONNECTICUT STATE (2-1)

2018 W 12-8 Greenville
L 2-10 Greenville
W 9-1 Greenville

CENTRAL FLORIDA (1-1)

1981 W 9-6 Orlando
1991 L 2-5 Orlando

CENTRAL MICHIGAN (1-2-2)

1972 L 3-6 Greenville
T 1-1 Greenville
1973 L 3-6 Greenville
T 2-2 Greenville
1974 W 2-0 Greenville

CHARLESTON SOUTHERN (33-23)

1972 W 15-5 Greenville
1973 W 7-5 Charleston
1979 W 9-3 Charleston
L 7-9 Charleston
W 7-6 Charleston
W 4-3 Greenville
1980 L 4-8 Charleston
W 8-6 Greenville
1981 W 7-6 Charleston
L 4-8 Charleston
L 12-15 Greenville
L 8-16 Greenville
1982 W 7-6 Charleston
L 6-9 Charleston
W 8-1 Greenville
L 2-4 Greenville
1983 W 10-2 Greenville
1984 W 10-3 Greenville
L 5-11 Greenville
1985 W 3-1 Charleston
L 1-4 Charleston
W 9-0 Greenville
W 9-0 Greenville
1990 W 9-7 Greenville
W 3-2 Greenville
W 3-1 Greenville
1992 L 0-2 Charleston
L 6-7 Charleston
1994 W 3-2 Greenville
L 2-3 Greenville
1995 W 4-3 Charleston
W 11-7 Charleston
1998 W 5-4 Charleston

1999 W 9-8 Greenville
2000 L 6-10 Greenville
W 6-5 Greenville
2001 L 4-10 Charleston
2003 L 0-3 Greenville
W 5-3 Greenville
2004 W14-10 Greenville
2005 L 7-9 Charleston
W 4-2 Greenville
2006 W 4-2 Greenville
W 8-6 Charleston
2007 W 6-4 Charleston
W 9-7 Greenville
2008 W 4-2 Charleston
L 5-6 Greenville
2009 W 8-1 Charleston
W 6-5 Greenville
2010 L 5-7 Charleston
L 8-9 Greenville
2011 L 3-5 Charleston
L 4-14 Greenville
2015 L 11-16 Charleston
L 5-7 Greenville

CHARLOTTE (8-24)

1984 W 9-5 Charlotte
W 9-8 Greenville
1985 W 15-7 Greenville
W 8-6 Charlotte
1986 L 8-11 Charlotte
L 1-7 Charlotte
1987 L 3-17 Greenville
L 4-13 Charlotte
1988 W 8-6 Greenville
L 3-4 Charlotte
1995 L 7-14 Greenville
1996 L 7-12 Charlotte
L 6-14 Greenville
1999 L 1-2 Greenville
L 6-7 Charlotte
2000 L 2-10 Greenville
L 2-13 Charlotte
2001 L 4-6 Greenville
L 7-9 Charlotte
2003 L 3-7 Greenville
W 5-2 Charlotte
2004 L 2-4 Greenville
W 4-1 Charlotte
2005 L 1-6 Charlotte
L 6-11 Greenville
2006 L 2-7 Greenville
2007 W 4-3 Greenville
L 2-4 Charlotte
2008 L 2-11 Charlotte
L 6-16 Greenville
2009 L 1-6 Greenville
L 3-18 Charlotte

CHATTANOOGA (7-3)

1978 W 8-4 Chattanooga
L 0-4 Chattanooga
1979 W 6-3 Greenville
W 5-4 Greenville
1980 L 7-11 Chattanooga
W 3-2 Chattanooga
1981 L 2-6 Greenville
W 6-5 Greenville
1982 W 3-2 Greenville
W 6-2 Greenville

CINCINNATI (3-4)

1984 W 3-2 Greenville
1999 L 2-14 Greenville
2002 W 7-6 Greenville
L 2-4 Greenville
L 5-6 Greenville
2011 L 8-9 Greenville*
2013 W 5-1 Greenville
*Fluor Field

THE CITADEL (105-137-2)

1900 W 3-2 Charleston
L 5-7 Greenville
1905 W 9-1 Charleston
1915 W 9-6 Greenville

1916 W 15-4 Greenville
1921 W 9-6 Greenville
1922 W 3-2 Greenville
L 0-3 Charleston
1923 W 5-2 Greenville
1926 W 6-0 Charleston
W 30-7 Anderson, S.C.
1927 W 2-0 Charleston
L 4-5 Charleston
1928 W 20-4 Charleston
1929 W 13-4 Charleston
W 3-2 Greenville
1937 W 9-3 Greenville
L 5-13 Charleston
1938 W 5-4 Charleston
L 2-16 Charleston
1939 W 11-1 Greenville
1940 W 6-5 Charleston
W 11-8 Charleston
1948 W 1-0 Greenville
1949 T 5-5 Charleston
W 11-5 Charleston
W 10-9 Greenville
1950 W 8-7 Charleston
W 9-8 Charleston
W 13-2 Greenville
W 7-4 Greenville
1951 L 11-14 Greenville
W 3-2 Greenville
W 7-5 Charleston
W 9-5 Charleston
1952 W 13-5 Charleston
W 4-3 Charleston
W 10-7 Greenville
W 10-0 Greenville
1953 L 2-5 Greenville
L 1-15 Greenville
L 0-1 Charleston
W 7-4 Charleston
1954 L 4-10 Greenville
L 3-8 Greenville
W 16-5 Charleston
W 11-7 Charleston
1955 L 4-6 Charleston
L 11-13 Greenville
1956 W 8-7 Greenville
L 3-10 Charleston
1957 L 6-8 Greenville
W 7-6 Charleston
1958 W 7-2 Charleston
L 6-8 Greenville
1959 L 2-13 Charleston
W 10-4 Charleston
1960 L 2-11 Greenville
L 6-11 Greenville
1961 L 5-6 Greenville
W15-14 Greenville
1962 W13-11 Charleston
W13-12 Charleston
1963 W 5-0 Charleston
L 0-6 Charleston
1964 W 1-0 Charleston
W 6-5 Charleston
1965 W 5-4 Greenville
L 4-5 Greenville
1966 L 3-4 Greenville
1967 W 3-1 Charleston
L 3-4 Charleston
1968 W 5-4 Greenville
W 8-5 Greenville
W 3-2 Charleston
1969 W 9-0 Greenville
W 7-4 Greenville
W 2-1 Charleston
L 0-1 Charleston
1970 L 4-7 Greenville
T 1-1 Greenville
L 5-6 Charleston
W 2-0 Charleston
1971 W 1-0 Charleston
L 1-6 Charleston
W 14-2 Greenville
L 2-5 Greenville
1972 W 2-1 Greenville
L 0-5 Greenville



2019 FURMAN PALADINS BASEBALL / Series Results



W 3-2 Charleston
 L 2-3 Charleston
 1973 L 1-10 Charleston
 W 7-3 Greenville
 1974 L 0-1 Charleston
 L 0-7 Greenville
 1975 W 10-9 Greenville
 L 1-5 Charleston
 1976 L 2-4 Charleston
 W 2-1 Greenville
 1977 L 1-6 Greenville
 L 3-5 Greenville
 1978 L 5-6 Greenville
 L 2-7 Charleston
 1979 L 8-10 Greenville
 L 1-11 Charleston
 1980 L 2-11 Charleston
 L 6-8 Greenville
 1981 L 7-12 Greenville
 L 3-9 Greenville
 1982 L 2-3 Charleston
 L 3-5 Charleston
 1983 L 0-10 Greenville
 L 1-14 Greenville
 1984 L 5-8 Greenville
 L 5-9 Greenville
 L 1-6 Greenville
 L 0-2 Charleston
 L 1-8 Charleston
 L 2-9 Charleston
 1985 L 4-9 Charleston
 W 4-2 Charleston
 W 8-3 Charleston
 L 1-7 Greenville
 L 4-10 Greenville
 L 6-15 Greenville
 1986 L 3-4 Greenville
 L 5-7 Greenville
 W 5-4 Greenville
 L 1-6 Charleston
 L 1-11 Charleston
 L 2-5 Charleston
 1987 L 5-9 Charleston
 L 2-7 Charleston
 L 2-5 Charleston
 W 11-1 Greenville
 L 1-3 Greenville
 L 5-8 Greenville
 1988 L 5-7 Greenville
 L 0-7 Greenville
 L 4-7 Greenville
 L 7-8 Charleston
 L 6-9 Charleston
 L 5-6 Charleston
 1989 L 3-5 Greenville
 W 3-1 Greenville
 L 0-6 Greenville
 1990 L 1-3 Charleston
 L 0-3 Charleston
 L 2-3 Charleston
 1991 W 4-1 Greenville
 L 1-2 Greenville
 L 3-8 Greenville
 1992 W 4-3 Aiken, S.C.
 L 0-3 Charleston
 W 3-0 Charleston
 L 1-9 Charleston
 L 4-6 Charleston, S.C.
 1993 L 3-10 Charleston
 L 1-2 Charleston
 L 3-5 Charleston
 L 0-3 Charleston, S.C.
 1994 L 2-5 Greenville
 L 2-3 Greenville
 W 7-6 Greenville
 1995 L 3-15 Charleston
 L 4-5 Charleston
 L 4-7 Charleston
 1996 W 9-8 Greenville
 L 4-6 Greenville
 W 3-2 Greenville
 L 3-17 Charleston, S.C.
 1997 L 1-6 Charleston
 W 4-3 Charleston
 L 2-6 Charleston



W 4-2 Charleston, S.C.
 1998 L 0-1 Greenville
 L 7-13 Greenville
 L 3-9 Greenville
 1999 L 0-24 Charleston
 L 5-10 Charleston
 W 16-11 Charleston
 2000 L 5-12 Greenville
 L 4-12 Greenville
 W 10-7 Greenville
 W 11-1 Charleston, S.C.
 2001 W 2-1 Charleston
 L 0-3 Charleston
 W 6-4 Charleston
 2002 W 5-0 Greenville
 L 5-7 Greenville
 W 5-0 Greenville
 W 6-0 Charleston, S.C.
 2003 L 4-6 Greenville
 W 15-8 Greenville
 L 1-5 Greenville
 2004 L 1-11 Charleston
 L 4-5 Charleston
 L 4-9 Charleston
 2005 L 3-9 Greenville
 L 4-7 Greenville
 L 2-5 Greenville
 2006 W 3-2 Charleston
 L 1-4 Charleston
 W 5-2 Charleston
 2007 W 4-2 Greenville
 L 5-13 Greenville
 W 7-3 Greenville
 2008 W 11-4 Greenville
 L 1-10 Charleston
 L 2-5 Charleston
 2009 L 1-3 Greenville
 L 0-7 Greenville
 L 6-7 Greenville
 2010 L 2-4 Charleston
 L 5-10 Charleston
 L 5-6 Charleston
 L 5-9 Charleston
 2011 W 12-3 Greenville
 W 7-6 Greenville
 L 7-9 Greenville
 2012 L 0-7 Charleston
 L 1-3 Charleston
 W 8-6 Charleston
 2013 L 0-6 Greenville
 L 7-13 Greenville
 W 14-10 Greenville
 2014 L 4-5 Charleston
 L 9-10 Charleston

W 8-6 Charleston
 2015 L 4-5 Greenville
 W 9-8 Greenville
 L 0-1 Greenville
 2016 W 9-6 Greenville
 W 12-7 Greenville
 W 4-1 Greenville
 2017 W 4-2 Greenville
 W 19-2 Greenville
 W 13-1 Greenville
 2018 W 11-5 Charleston
 L 1-6 Charleston
 W 6-1 Charleston
 2019 W 5-4 Greenville
 W 20-6 Greenville
 W 7-2 Greenville

CLEMSON (57-154-4)
 1896 W 20-13 Clemson
 W 14-11 Greenville
 1898 W 5-2 Greenville
 L 3-14 Clemson
 W 15-14 Greenville
 1900 L 1-5 Greenville
 1902 L 3-11 Greenville
 1904 W 2-1 Clemson
 1905 W 8-1 Greenville
 W 2-1 Clemson
 W 8-6 Greenville
 1906 W 7-6 Clemson
 L 5-11 Greenwood, S.C.
 W 4-3 Greenville
 1907 W 10-2 Greenwood, S.C.
 L 8-11 Greenville
 1908 L 1-11 Clemson
 L 2-8 Greenwood, S.C.
 1909 L 6-7 Greenville
 W 6-5 Greenwood, S.C.
 1910 L 0-5 Clemson
 L 2-3 Clemson
 1911 L 0-4 Greenville
 L 4-6 Clemson
 1912 L 3-8 Clemson
 1913 L 3-9 Greenville
 L 0-4 Clemson
 1914 L 1-5 Clemson
 W 10-9 Greenville
 L 1-5 Greenville
 1915 L 2-3 Anderson, S.C.
 L 2-10 Anderson, S.C.
 L 1-10 Greenville
 L 2-8 Greenwood, S.C.
 L 3-5 Greenwood, S.C.
 1916 W 4-3 Greenville

T 0-0 Anderson, S.C.
 1917 L 1-15 Clemson
 1918 L 3-8 Greenville
 L 0-7 Clemson
 1919 W 2-0 Clemson
 1920 W 5-4 Greenville
 1921 W 4-1 Clemson
 W 2-1 Greenville
 1922 W 8-1 Greenville
 W 4-0 Clemson
 1923 L 0-8 Clemson
 L 0-3 Greenville
 L 1-6 Greenville
 T 3-3 Clemson
 1924 W 4-1 Greenville
 W 11-4 Anderson, S.C.
 W 7-3 Clemson
 1925 W 7-3 Clemson
 W 7-4 Greenville
 1926 W 9-5 Clemson
 W 2-1 Greenville
 1927 L 5-6 Clemson
 W 2-1 Greenville
 1928 L 6-8 Greenville
 L 2-7 Clemson
 1929 L 3-10 Greenville
 L 1-6 Clemson
 1930 L 3-4 Greenville
 L 6-7 Clemson
 1933 W 6-4 Greenville
 L 1-4 Clemson
 L 8-9 Greenville
 W 4-1 Clemson
 1934 W 8-7 Clemson
 W 8-7 Greenville
 1935 T 4-4 Greenville
 L 2-3 Clemson
 L 0-1 Clemson
 1937 W 5-2 Clemson
 L 8-14 Greenville
 1938 W 14-7 Greenville
 W 6-4 Clemson
 1939 L 7-9 Greenville
 L 4-8 Clemson
 1940 T 13-13 Greenville
 L 9-16 Clemson
 1941 L 0-9 Clemson
 W 7-5 Greenville
 1942 W 12-11 Greenville
 W 7-1 Clemson
 1943 L 4-21 Greenville
 L 12-13 Clemson
 L 2-8 Clemson
 1946 L 2-4 Greenville
 L 1-2 Clemson
 1947 L 7-19 Clemson
 W 7-4 Greenville
 L 6-9 Clemson
 L 3-13 Greenville
 1948 L 6-7 Clemson
 W 11-8 Greenville
 W 3-1 Clemson
 L 4-5 Greenville
 1949 L 6-9 Clemson
 L 3-16 Greenville
 L 5-6 Clemson
 L 3-4 Greenville
 1950 L 0-12 Clemson
 L 3-10 Greenville
 L 6-21 Clemson
 L 7-11 Greenville
 1951 L 13-26 Clemson
 L 8-10 Greenville
 L 1-6 Clemson
 L 2-12 Greenville
 1952 L 2-4 Clemson
 W 5-4 Greenville
 L 11-12 Clemson
 L 4-5 Clemson
 1953 L 1-15 Greenville
 L 12-13 Clemson
 W 6-4 Greenville
 L 1-3 Clemson
 1954 L 2-5 Greenville
 W 13-9 Clemson

1955 L 2-7 Greenville
 W 8-7 Clemson
 1956 W 5-3 Greenville
 L 2-4 Clemson
 1957 L 3-6 Clemson
 W 5-3 Greenville
 1958 L 1-9 Greenville
 L 6-11 Clemson
 1959 L 4-6 Greenville
 L 1-10 Clemson
 1960 W 6-4 Clemson
 W 4-3 Greenville
 1961 L 9-14 Clemson
 W 5-4 Greenville
 1962 L 3-7 Clemson
 L 1-11 Greenville
 1963 L 5-6 Greenville
 L 6-11 Clemson
 1964 L 0-1 Greenville
 W 10-9 Clemson
 1965 L 9-11 Clemson
 L 3-4 Greenville
 1966 L 6-18 Clemson
 L 3-6 Greenville
 1967 L 3-7 Greenville
 L 5-6 Clemson
 1968 L 4-20 Clemson
 L 4-12 Greenville
 1969 L 5-12 Clemson
 L 3-10 Greenville
 1976 L 2-13 Columbia, S.C.
 L 2-6 Columbia, S.C.
 1983 L 2-8 Clemson
 L 2-11 Greenville
 1984 W 9-7 Clemson
 1985 L 10-19 Greenville
 L 1-13 Clemson
 1986 L 7-9 Greenville
 L 3-6 Clemson
 1987 L 1-4 Clemson
 1988 L 3-15 Clemson
 L 7-12 Greenville
 1989 L 0-3 Clemson
 L 0-4 Greenville
 1990 L 2-10 Greenville
 L 6-17 Clemson
 1991 L 6-16 Clemson
 L 3-8 Greenville
 L 2-7 Clemson
 L 0-8 Clemson
 L 1-21 Clemson
 1992 L 2-20 Greenville
 1993 L 4-11 Clemson
 L 2-17 Greenville
 1994 L 4-11 Clemson
 1995 L 5-19 Clemson
 1996 L 4-13 Clemson
 1997 L 7-10 Clemson
 1998 L 0-18 Clemson
 1999 L 9-12 Clemson
 2000 L 2-3 Clemson
 2001 L 4-7 Clemson
 L 6-9 Greenville
 2002 L 7-18 Clemson
 2003 W 10-8 Greenville
 W 12-9 Clemson
 2004 L 5-16 Clemson
 2005 L 1-11 Clemson
 2006 W 5-4 Clemson
 2007 W 6-3 Clemson
 2008 L 2-14 Clemson
 L 5-11 Greenville*
 2009 W 4-2 Clemson
 L 5-8 Greenville*
 2010 L 5-8 Clemson
 L 1-12 Greenville*
 2011 L 0-5 Clemson
 L 1-5 Greenville*
 2012 L 5-12 Greenville*
 L 2-9 Clemson
 2013 L 2-14 Greenville*
 L 2-12 Greenville*
 2014 L 2-13 Clemson
 L 2-7 Greenville*
 2015 L 4-5 Clemson

L 15-23 Greenville*
 2016 L 7-9 Greenville*
 L 6-7 Clemson
 2017 L 0-8 Clemson
 L 5-10 Greenville*
 2018 L 4-12 Clemson
 L 5-10 Greenville*
 2019 L 1-3 Greenville*
 L 0-2 Clemson
 Fluor Field*

CLEVELAND STATE (4-2)
 1970 W 8-2 Greenville
 1972 W 4-3 Greenville
 1973 L 1-10 Greenville
 L 5-7 Greenville
 1974 W 5-4 Greenville
 W 10-6 Greenville

COASTAL CAROLINA (6-8)
 1979 L 3-13 Conway
 1992 W 5-4 Conway
 L 10-17 Conway
 W 6-3 Conway
 1997 L 5-9 Conway
 1999 L 0-4 Greenville
 L 3-7 Greenville
 2000 L 1-3 Conway
 2002 L 4-14 Conway
 L 6-7 Conway
 2006 W 9-6 Conway
 W 7-2 Conway
 2013 W 4-1 Myrtle Beach
 W 11-6 Myrtle Beach

COLL. OF CHARLESTON (34-48-1)
 1899 W 11-5 Charleston
 1900 W 6-0 Charleston
 L 14-15 Greenville
 1907 W 12-3 Greenville
 1908 L 0-1 Greenville
 1909 W 4-3 Greenville
 1910 L 2-4 Greenville
 1911 W 5-0 Greenville
 1912 W 6-5 Greenville
 W 6-5 Greenville
 W 5-3 Greenville
 1913 W 7-6 Greenville
 1915 W 4-2 Greenville
 1916 W 12-2 Greenville
 1922 W 3-2 Charleston
 W 2-1 Charleston
 1927 W 11-5 Charleston
 1991 W 10-7 Greenville
 1992 L 1-9 Charleston
 W 5-1 Charleston
 1996 L 0-4 Greenville
 L 2-11 Greenville
 1997 L 3-14 Charleston
 L 1-6 Charleston
 1999 L 0-5 Charleston
 L 6-7 Charleston
 L 1-4 Charleston
 2000 L 2-9 Greenville
 L 7-9 Greenville
 T 7-7 Greenville
 W 15-3 Charleston, S.C.
 2001 W 9-1 Charleston
 L 1-2 Charleston
 W 10-1 Charleston
 2002 L 5-7 Greenville
 L 5-15 Greenville
 L 5-18 Greenville
 L 6-7 Charleston, S.C.
 2003 W 7-1 Charleston
 L 1-10 Charleston
 W 5-4 Charleston
 L 4-10 Greenville
 L 1-3 Greenville
 2005 L 6-7 Charleston
 L 4-6 Charleston
 2006 L 1-3 Greenville
 2007 L 6-7 Charleston
 W 9-7 Charleston, S.C.
 2008 L 1-9 Charleston
 W 9-7 Charleston, S.C.
 2009 L 2-3 Greenville

2019 FURMAN PALADINS BASEBALL / Series Results



W 5-4 Greenville
 L 1-7 Greenville
 2007 L 3-12 Charleston
 L 3-4 Charleston
 W12-10 Charleston
 2008 W 11-9 Greenville
 W 5-3 Greenville
 W 9-5 Greenville
 L 8-12 Charleston, S.C.
 L 11-12 Charleston, S.C.
 2009 L 4-18 Charleston
 W 10-9 Charleston
 L 9-27 Charleston
 W 6-5 Greenville*
 2010 W 11-3 Greenville
 W 8-5 Greenville
 L 5-19 Greenville
 2011 L 6-10 Charleston
 L 6-9 Charleston
 L 12-13 Charleston
 2012 L 6-14 Greenville
 L 3-4 Greenville
 L 11-13 Greenville
 2013 W 11-9 Charleston
 W 6-5 Charleston
 L 1-6 Charleston
 2015 L 2-9 Charleston
 L 8-10 Charleston
 L 6-7 Charleston
 2016 W 9-7 Greenville
 2018 L 6-15 Greenville
 Fluor Field*

COLUMBUS COLLEGE (0-2)
 1981 L 3-10 Columbus
 L 5-10 Columbus

CONNECTIUT (0-1)
 2015 L 1-12 Greenville*
 *Fluor Field

COPPIN STATE (3-0)
 2006 W 13-7 Greenville
 W 11-1 Greenville
 W 13-3 Greenville

CORNELL (0-2-1)
 1901 L 3-12 Greenville
 1902 L 3-7 Greenville
 1963 T 11-11 Greenville

C.W. POST (2-0)
 1998 W 7-1 Greenville
 W 14-5 Greenville

DALLAS BAPTIST (0-1)
 2004 L 5-8 Ft. Worth, Texas

DAVIDSON (113-86-1)
 1904 L 10-11 Davidson
 W 11-7 Greenville
 1915 W 3-2 Greenville
 1916 L 2-4 Davidson
 L 11-14 Davidson
 1920 L 1-8 Davidson
 W 3-1 Greenville
 1921 W 4-3 Greenville
 1922 W 3-2 Union, S.C.
 1924 W 8-5 Chester, S.C.
 1926 W 10-3 Greenville
 1927 L 5-13 Greenville
 L 5-16 Davidson
 1938 L 6-12 Greenville
 L 2-12 Davidson
 1939 W 14-5 Greenville
 W 5-0 Davidson
 1940 W 10-5 Greenville
 1941 W 19-11 Davidson
 W 12-4 Greenville
 1943 W 19-6 Greenville
 W 10-7 Davidson
 1946 W 9-7 Greenville
 L 4-5 Davidson
 1947 W 8-6 Davidson
 1948 W 7-6 Greenville

L 0-11 Davidson
 1949 W 7-5 Greenville
 1950 W 7-6 Greenville
 W14-11 Davidson
 1951 W 8-2 Greenville
 W 8-6 Greenville
 1952 W 8-1 Greenville
 L 3-6 Davidson
 1953 W 22-3 Greenville
 W Davidson
 1954 W 4-3 Greenville
 1955 L 2-3 Davidson
 L 5-6 Davidson
 1956 W12-10 Greenville
 W 4-3 Davidson
 1957 W 4-2 Greenville
 W 12-4 Davidson
 1958 L 2-3 Davidson
 W 12-7 Davidson
 1959 W 1-0 Greenville
 1960 W 6-1 Davidson
 1961 W 4-1 Greenville
 W 8-0 Greenville
 1962 W 10-3 Davidson
 W 10-2 Davidson
 1963 L 1-4 Greenville
 W 4-3 Greenville
 1964 W 4-0 Greenville
 L 5-6 Greenville
 1965 W 7-6 Greenville
 W 5-2 Greenville
 1966 L 3-6 Davidson
 W 6-0 Davidson
 1967 W 8-1 Greenville
 W 9-0 Greenville
 1968 W 7-5 Davidson
 L 0-6 Davidson
 W 7-0 Greenville
 1969 W 4-1 Davidson
 W 7-2 Davidson
 W 9-2 Davidson
 T 5-5 Davidson
 1970 W 9-1 Greenville
 W 8-1 Greenville
 L 4-7 Davidson
 W 5-0 Davidson
 1971 W 5-3 Greenville
 W 2-0 Greenville
 W 3-2 Greenville
 W 4-0 Davidson
 1972 W 7-0 Greenville
 W 8-5 Greenville
 L 0-2 Davidson
 W 3-1 Davidson
 1973 W 5-1 Davidson
 W 9-1 Greenville
 1974 L 4-5 Davidson
 L 2-5 Greenville
 1975 L 2-5 Greenville
 L 7-11 Davidson
 1976 W 9-2 Greenville
 1977 L 1-4 Davidson
 L 0-2 Davidson
 1978 W 10-5 Greenville
 W 6-5 Greenville
 1979 W 2-1 Davidson
 W 3-1 Davidson
 1980 L 8-11 Greenville
 W 8-0 Greenville
 1981 L 4-5 Davidson
 L 5-10 Davidson
 1982 W 10-1 Greenville
 W 9-8 Greenville
 1983 L 6-10 Davidson
 W 3-2 Davidson
 1984 L 3-5 Davidson
 L 3-9 Davidson
 L 0-7 Davidson
 W 3-2 Greenville
 W 8-7 Greenville
 W 7-1 Greenville
 1985 W13-12 Greenville
 L 3-10 Greenville
 L 1-9 Davidson
 L 2-5 Davidson

L 3-10 Davidson
 1986 L 0-15 Davidson
 W 3-0 Davidson
 L 6-13 Davidson
 L 7-10 Greenville
 W17-10 Greenville
 W 10-3 Greenville
 1987 L 3-12 Greenville
 W 2-1 Greenville
 W 11-8 Greenville
 L 3-13 Davidson
 L 7-9 Davidson
 L 8-12 Davidson
 1988 L 5-8 Davidson
 W 9-2 Davidson
 L 2-6 Davidson
 L 5-10 Greenville
 L 0-6 Greenville
 W 16-8 Greenville
 1992 L 5-11 Davidson
 L 3-4 Greenville
 1993 L 7-11 Greenville
 L 5-7 Greenville
 L 4-13 Greenville
 1994 L 3-4 Davidson
 L 3-11 Davidson
 L 4-10 Davidson
 1995 W 6-2 Greenville
 L 0-2 Greenville
 W 3-1 Greenville
 1996 W 7-4 Davidson
 L 1-14 Davidson
 L 7-8 Davidson
 1997 L 1-2 Greenville
 W 14-4 Greenville
 W 7-4 Greenville
 1998 W 10-9 Greenville
 L 7-11 Greenville
 W 15-7 Greenville
 1999 W11-10 Davidson
 L 3-9 Davidson
 L 6-7 Davidson
 2000 L 4-6 Greenville
 W 3-1 Greenville
 L 1-4 Greenville
 2001 L 6-13 Davidson
 W 9-3 Davidson
 W 5-1 Davidson
 2002 L 0-3 Greenville
 L 3-4 Greenville
 W12-11 Greenville (11)
 2003 W 4-3 Davidson
 W 6-0 Davidson
 L 5-6 Davidson
 2004 L 7-14 Greenville
 W 9-6 Greenville
 L 7-9 Greenville
 2005 W 9-6 Davidson
 W 11-7 Davidson
 W 5-4 Davidson
 2006 W 19-2 Greenville
 W 6-0 Greenville
 W 16-4 Greenville
 2007 W 12-5 Davidson
 L 7-8 Davidson
 L 4-6 Davidson
 2008 W 3-2 Greenville
 W 13-9 Greenville
 W 11-9 Greenville
 2009 L 3-5 Davidson
 L 3-4 Davidson
 W 11-7 Davidson
 2010 L 9-12 Greenville
 W 6-5 Greenville
 L 7-15 Greenville
 2011 L 0-1 Davidson
 W 8-2 Davidson
 2012 W 12-1 Greenville
 W 5-4 Greenville
 W 3-2 Davidson
 2013 W 7-1 Davidson
 L 2-22 Davidson
 L 6-7 Greenville*
 2014 L 2-3 Greenville
 L 5-10 Greenville

L 6-11 Greenville
 2016 L 4-15 Davidson
 L 3-4 Davidson
 L 3-4 Davidson
 *Fluor Field

DAVIS & ELKINS (1-0)
 1993 W 14-5 Greenville

DAYTON (11-3)
 1996 L 4-10 Greenville
 W 2-1 Greenville
 W12-11 Greenville
 2002 L 9-12 Greenville
 W 11-6 Greenville
 2010 W 12-3 Greenville
 2013 W 19-3 Greenville
 W 5-2 Greenville
 2016 W 8-1 Greenville
 W 9-3 Greenville
 W 5-2 Greenville
 2017 W 9-3 Greenville
 W 9-7 Greenville
 L 11-12 Greenville

DELAWARE (0-2)
 2000 L 9-10 Conway, S.C.
 2002 L 1-3 Conway, S.C.

DUKE (9-23)
 1904 L 0-1 Greenville
 1905 W 3-2 Greenville
 L 0-7 Durham
 1908 L 0-4 Greenville
 1909 L 0-9 Greenville
 1916 W 7-6 Greenville
 1918 W 4-3 Greenville
 L 0-7 Greenville
 1919 L 0-4 Greenville
 1922 L 1-12 Durham
 1923 L 0-2 Durham
 1926 W 8-7 Greenville
 1928 W 4-3 Durham
 1942 L 13-19 Greenville
 1952 L 1-6 Greenville
 L 1-4 Greenville
 L 5-20 Durham
 1953 W 5-4 Greenville
 1971 W 12-4 Greenville
 1972 L 4-5 Durham
 1973 L 6-7 Greenville
 1989 L 3-6 Greenville
 1990 L 4-8 Greenville
 L 8-10 Greenville
 1991 W 8-3 Greenville

1994 L 3-7 Durham
 1995 L 7-9 Greenville
 L 0-5 Durham
 1996 L 6-11 Durham
 L 6-11 Durham
 1998 L 3-11 Greenville
 2014 W 11-9 Durham

DUQUESNE (1-0)
 1993 W 11-5 Greenville

EARLHAM (1-0)
 1967 W 7-2 Greenville

EAST CAROLINA (13-15)
 1966 L 0-3 Greenville, N.C.
 L 2-6 Greenville, N.C.
 1967 W 2-1 Greenville
 W 1-0 Greenville
 1968 L 0-7 Greenville, N.C.
 L 3-4 Greenville, N.C.
 1969 W 4-3 Greenville, N.C.
 W 1-0 Greenville, N.C.
 1970 L 1-4 Greenville, N.C.
 W 5-4 Greenville, N.C.
 W 2-0 Greenville
 L 0-6 Greenville
 1971 W 3-2 Greenville
 W 3-2 Greenville, N.C.
 L 7-9 Greenville, N.C.
 1972 W 5-4 Greenville, N.C.
 L 0-7 Greenville
 L 1-4 Greenville
 1973 L 0-4 Greenville, N.C.
 L 0-3 Greenville, N.C.
 1974 W 1-0 Greenville
 L 4-6 Greenville
 1975 W 7-0 Greenville, N.C.
 L 0-2 Greenville, N.C.
 1976 W 4-3 Greenville
 W 12-6 Greenville
 1977 L 3-9 Greenville, N.C.
 L 2-3 Greenville, N.C.

EAST TENNESSEE STATE (50-45)
 1968 W 9-8 Greenville
 W 7-6 Johnson City
 1969 W 8-4 Greenville
 1971 W 9-0 Greenville
 1973 W 11-7 Greenville
 1979 W 9-8 Greenville
 L 5-10 Johnson City
 1980 L 2-7 Greenville
 L 3-7 Johnson City
 1981 L 3-11 Johnson City

L 6-10 Johnson City
 1987 W 12-8 Greenville
 1989 W 3-1 Johnson City
 L 5-6 Johnson City
 1990 L 5-7 Greenville
 W 5-4 Greenville
 W 11-7 Greenville
 L 2-5 Charleston, S.C.
 1991 L 2-4 Johnson City
 L 3-9 Johnson City
 W 8-3 Johnson City
 1992 L 2-4 Greenville
 L 0-3 Greenville
 W 7-6 Greenville
 1993 L 4-7 Johnson City
 W 9-3 Johnson City
 L 7-9 Johnson City
 1994 L 4-5 Greenville
 L 0-11 Greenville
 L 1-4 Greenville
 1995 L 5-7 Johnson City
 L 3-4 Johnson City
 W 9-7 Johnson City
 1996 W 7-3 Greenville
 W 4-3 Greenville
 L 4-15 Greenville
 L 7-10 Charleston, S.C.
 1997 L 2-19 Johnson City
 W 11-0 Johnson City
 L 15-16 Johnson City
 W 6-2 Charleston, S.C.
 1998 W 9-7 Johnson City
 W 5-4 Johnson City
 W13-10 Johnson City
 1999 L 13-22 Greenville
 L 2-3 Greenville
 W 9-7 Greenville
 2000 L 4-23 Johnson City
 W 10-8 Johnson City
 L 6-7 Johnson City
 W 3-2 Charleston, S.C.
 2001 W 12-3 Greenville
 W12-10 Greenville
 W 7-4 Greenville
 L 2-8 Charleston, S.C.
 2002 L 4-13 Johnson City
 W 4-3 Johnson City
 W 9-4 Johnson City
 2003 W 3-2 Greenville
 W 8-0 Greenville
 W 9-4 Greenville
 2004 W 18-7 Johnson City
 W15-10 Johnson City
 L 2-5 Johnson City
 2005 L 8-10 Greenville
 L 14-15 Greenville
 W 7-4 Greenville
 2007 L 3-5 Johnson City
 L 3-4 Greenville
 2011 L 2-4 Johnson City
 W 14-5 Greenville
 L 9-12 Greenville
 2012 W 7-4 Johnson City
 L 2-14 Greenville
 2014 W 5-3 Johnson City
 W 9-8 Greenville
 2015 W 8-4 Greenville
 W 10-9 Greenville
 L 3-7 Greenville
 2016 W 6-5 Johnson City
 L 3-6 Johnson City
 L 9-13 Johnson City
 W 3-0 Greenville*
 2017 W 9-8 Greenville
 W 11-4 Greenville
 W 6-3 Greenville
 W 8-6 Greenville*
 2018 L 2-15 Johnson City
 W 6-5 Greenville
 W 9-4 Greenville
 L 2-5 Greenville*
 2019 W 4-3 Greenville
 L 7-8 Greenville
 L 5-11 Greenville
 L 5-7 Greenville*



2019 FURMAN PALADINS BASEBALL / Series Results



*Fluor Field

EASTERN KENTUCKY (4-5-1)

1980 W 6-3 Greenville
 1998 W 8-1 Greenville
 T 3-3 Greenville
 1999 L 6-10 Greenville
 L 7-9 Greenville
 L 2-7 Greenville
 2001 L 2-17 Greenville
 W 7-6 Greenville
 L 4-11 Greenville
 2013 W 7-3 Greenville

EASTERN MICHIGAN (0-1)

1968 L 3-13 Greenville

ELON (20-25)

1913 W 12-3 Greenville
 1916 W 4-3 Greenville
 1919 W 7-5 Greenville
 1922 L 2-6 Elon
 W 10-5 Greenville
 1990 L 4-7 Elon
 1998 W 6-1 Elon
 2001 W 6-4 Elon
 2004 W 7-6 Greenville
 W 12-3 Greenville
 L 3-6 Greenville
 2005 L 7-8 Elon
 L 10-21 Elon
 L 3-19 Elon
 W 6-3 Charleston, S.C.
 2006 L 7-15 Greenville
 L 6-8 Greenville
 L 2-8 Greenville
 2007 L 4-15 Elon
 L 3-8 Elon
 W 11-2 Elon
 2008 L 12-15 Greenville
 L 7-8 Greenville
 L 2-10 Greenville
 2009 L 4-17 Elon
 L 6-13 Elon
 L 5-11 Elon
 L 8-10 Greenville*
 2010 L 3-5 Greenville
 L 6-9 Greenville
 W 5-4 Greenville
 2011 W 2-0 Elon
 L 7-8 Elon
 L 0-14 Elon
 2012 W 18-2 Greenville
 W 5-4 Greenville
 L 1-3 Greenville
 2013 W 10-4 Elon (12)
 L 4-5 Elon (12)
 W 10-6 Elon
 W 1-1 Greenville*
 L 10-8 Greenville*
 2014 W 14-3 Greenville
 W 9-7 Greenville
 W 9-7 Greenville

Fluor Field*

ERSKINE (50-31-1)

1898 W 11-10 Due West
 W 25-3 Greenville
 1899 W 9-4 Greenville
 1901 W 11-1 Greenwood, S.C.
 W 11-4 Due West
 1902 W 10-8 Greenville
 1903 L 1-7 Due West
 W 7-1 Due West
 1905 W 6-2 Greenville
 1906 W 7-2 Due West
 W 9-2 Greenville
 1907 L 3-8 Greenville
 1909 L 4-6 Greenville
 L 4-5 Due West
 1910 L 1-6 Greenville
 W 2-0 Greenville
 1911 W 1-0 Greenwood, S.C.
 1912 W 10-3 Greenville
 L 5-6 Greenville



1913 W 4-2 Due West
 L 1-6 Greenville
 1914 W 2-0 Duke West
 1915 L 4-6 Greenville
 L 1-2 Due West
 1916 L 2-9 Due West
 L 2-3 Greenville
 1917 W 4-3 Greenville
 1918 L 1-5 Greenville
 L 2-9 Due West
 1919 L 1-5 Greenville
 L 0-2 Due West
 1920 L 4-7 Due West
 W 5-2 Greenville
 1921 W 5-4 Due West
 W 3-0 Due West
 1922 W 7-0 Greenville
 W 5-2 Anderson, S.C.
 1923 W 9-1 Due West
 1924 W 6-4 Greenville
 L 6-7 Due West
 1925 W 6-5 Greenville
 W 18-3 Greenville
 1926 W 11-3 Greenville
 W 9-2 Due West
 1927 L 8-15 Greenville
 W 9-4 Due West
 1928 W 8-0 Greenville
 1929 L 7-10 Greenville
 1930 L 2-5 Due West
 W 5-2 Greenville
 1933 T 3-3 Due West
 L 3-6 Due West
 W 13-3 Greenville
 L 1-9 Greenville
 1934 W 7-6 Greenville
 W 11-6 Due West
 1935 W 4-3 Greenville
 W 3-1 Due West
 1937 L 3-6 Greenville
 W 2-0 Due West
 1938 L 0-1 Due West
 W 7-2 Greenville
 1939 W 3-2 Greenville
 1940 L 6-7 Due West
 L 4-7 Greenville
 1941 W 9-6 Due West
 1942 L 8-11 Greenville
 W 12-8 Due West
 1946 W 12-2 Due West
 W 7-5 Greenville

1956 L 6-7 Due West
 W 3-2 Greenville
 1957 L 5-6 Greenville
 W 9-2 Due West
 1958 W 4-0 Due West
 W 6-5 Greenville
 1985 W 12-8 Due West
 1986 W 7-5 Greenville
 1987 L 3-8 Due West
 1988 W 5-0 Greenville
 1991 W 13-2 Greenville
 1994 L 1-3 Greenville

FAIRMONT STATE (1-0)

1981 W 8-3 Greenville

FLORIDA (1-11)

1919 W 4-3 Greenville
 1921 L 8-10 Greenville
 1962 L 2-3 Gainesville
 L 5-11 Gainesville
 1963 L 7-12 Gainesville
 L 1-2 Gainesville
 1966 L 3-6 Gainesville
 1976 L 1-12 Gainesville
 L 4-8 Gainesville
 1977 L 1-2 Gainesville
 L 2-12 Gainesville
 1991 L 0-2 Gainesville

FLORIDA ATLANTIC (1-0)

1985 W 9-6 Greenville

FLORIDA INTERNATIONAL (0-9)

1985 L 3-4 Miami
 L 6-10 Miami
 L 6-7 Miami
 L 3-11 Greenville
 1987 L 1-2 Greenville
 L 1-9 Greenville
 L 1-6 Greenville
 1998 L 2-7 Miami
 L 1-6 Miami

FLORIDA SOUTHERN (3-6)

1961 L 6-7 Lakeland
 L 5-9 Lakeland
 W 6-5 Lakeland
 1964 W 5-4 Lakeland
 L 0-11 Lakeland
 1965 L 4-7 Lakeland

L 5-12 Lakeland
 1970 W 9-5 Lakeland
 L 0-6 Lakeland

FLORIDA STATE (1-14)

1955 L 3-17 Tallahassee
 L 3-6 Tallahassee
 1956 L 1-6 Tallahassee
 L 0-20 Tallahassee
 1962 W 7-2 Tallahassee
 L 6-18 Tallahassee
 1963 L 3-13 Tallahassee
 L 2-9 Tallahassee
 1965 L 1-2 Gastonia, N.C.
 L 5-7 Gastonia, N.C.
 1966 L 2-15 Tallahassee
 1969 L 2-8 Tallahassee
 L 2-7 Tallahassee
 1994 L 0-8 Tallahassee
 L 0-15 Tallahassee

FORDHAM (0-1)

2016 L 2-5 Greenville*
 *Fluor Field

FRANCIS MARION (1-1)

1973 W 16-9 Greenville
 1979 L 3-9 Florence

GARDNER-WEBB (29-17)

1979 W 14-9 Greenville
 1980 W 12-8 Boiling Springs
 1984 W 16-0 Greenville
 W 7-0 Greenville
 1986 W 25-9 Greenville
 W 13-3 Boiling Springs
 1987 W 11-3 Greenville
 1990 W 6-1 Boiling Springs
 1991 W 3-2 Greenville
 W 4-1 Boiling Springs
 1992 W 3-1 Boiling Springs
 W 5-4 Greenville
 1993 L 8-10 Greenville
 2004 W 2-1 Boiling Springs
 W 7-6 Greenville
 2005 L 8-11 Greenville
 W 11-4 Boiling Springs
 2006 W 13-9 Boiling Springs
 2007 W 14-9 Greenville
 L 8-9 Boiling Springs
 2008 L 1-9 Boiling Springs
 W 12-10 Greenville
 2009 W 9-8 Boiling Springs
 W 4-3 Greenville
 2010 L 6-12 Shelby, N.C.
 L 4-15 Greenville
 2011 L 3-4 Boiling Springs
 L 2-3 Greenville
 2012 W 6-4 Boiling Springs
 W 11-7 Greenville
 2013 L 1-6 Greenville
 W 8-5 Boiling Springs
 2014 L 3-15 Greenville
 L 6-7 Greenville
 L 2-3 Greenville
 W 9-0 Boiling Springs
 2015 W 10-0 Boiling Springs
 L 4-7 Greenville
 2016 L 3-6 Boiling Springs
 L 1-2 Greenville
 2017 L 0-5 Boiling Springs
 W 27-10 Greenville
 2018 W 15-12 Boiling Springs
 2019 L 3-5 Greenville
 W 7-2 Greenville
 W 18-3 Shelby, N.C.

GEORGE MASON (2-0)

1974 W 4-3 Greenville
 1977 W 9-7 Greenville

GEORGE WASHINGTON (3-9)

1949 W 4-3 Washington
 L 5-6 Washington
 1958 L 9-16 Washington

1961 W 5-0 Greenville
 1962 L 4-7 Washington
 1963 L 4-9 Greenville
 1964 W 4-0 Washington
 L 3-5 Washington
 1966 L 3-19 Washington
 L 3-10 Washington
 1969 L 3-4 Washington
 1970 L 0-3 Greenville

GEORGIA (10-30)

1905 L 4-7 Athens
 1906 L 7-9 Greenville
 1920 L 1-4 Greenville
 1921 L 5-8 Athens
 L 2-6 Athens
 1925 W 11-8 Athens
 W 8-4 Athens
 1946 L 7-8 Athens
 L 6-17 Athens
 W 7-5 Greenville
 L 1-2 Greenville
 1947 W 9-8 Greenville
 1948 W 1-0 Greenville
 L 3-8 Athens
 1949 L 0-1 Greenville
 L 5-6 Athens
 1950 L 0-8 Greenville
 1976 L 2-4 Athens
 1977 L 10-17 Athens
 1979 W 12-11 Greenville
 L 1-14 Athens
 1981 L 1-7 Athens
 L 8-11 Greenville
 1984 L 5-17 Athens
 1995 L 2-18 Athens
 1996 L 5-6 Athens
 1997 L 2-3 Athens
 1999 L 1-14 Athens
 2002 L 4-11 Athens
 2005 L 2-7 Greenville
 L 5-15 Athens
 2007 L 1-17 Athens
 2010 W 10-9 Athens
 2011 L 4-6 Athens
 W 3-0 Greenville*
 2012 W 5-4 Athens
 2013 W 7-5 Athens
 2014 L 4-6 Athens
 2015 L 3-5 Athens
 2017 L 6-10 Athens
 *Fluor Field

GEORGIA COLLEGE (0-5)

1982 L 0-8 Milledgeville
 L 4-9 Milledgeville
 L 5-9 Milledgeville
 1983 L 5-12 Greenville
 L 5-6 Greenville

GEORGIA SOUTHERN (38-59)

1957 W 3-0 Greenville
 1958 L 3-4 Statesboro
 L 4-16 Statesboro
 1959 W 7-4 Statesboro
 L 1-20 Statesboro
 W 9-3 Greenville
 W 3-2 Greenville
 1960 W 4-3 Statesboro
 1968 W 5-4 Greenville
 W 7-5 Greenville
 L 1-2 Statesboro
 1969 L 2-5 Statesboro
 L 0-7 Statesboro
 1977 L 6-12 Statesboro
 L 1-5 Statesboro
 1990 L 1-14 Statesboro
 L 0-4 Statesboro
 1992 L 2-6 Statesboro
 L 5-6 Statesboro
 W 9-8 Statesboro
 1993 L 2-13 Greenville
 L 0-6 Greenville
 L 1-4 Greenville
 1994 L 0-18 Statesboro

L 0-1 Statesboro
 L 0-9 Statesboro
 1995 W 2-0 Greenville
 W 5-1 Greenville
 W 6-5 Greenville
 1996 L 2-4 Statesboro
 L 1-14 Statesboro
 L 4-11 Statesboro
 1997 L 1-3 Greenville
 L 3-7 Greenville
 L 5-6 Greenville
 W 12-10 Charleston, S.C.
 1998 L 9-20 Greenville
 W 14-4 Greenville
 W 4-1 Greenville
 W 6-5 Charleston, S.C.
 1999 W 8-4 Statesboro
 L 3-9 Statesboro
 L 9-19 Statesboro
 W 10-2 Charleston, S.C.
 2000 W 8-6 Greenville
 L 3-4 Greenville
 W 5-3 Greenville
 L 3-5 Charleston, S.C.
 L 0-3 Charleston, S.C.
 2001 L 6-9 Statesboro
 L 8-9 Statesboro
 W 7-1 Statesboro
 2002 L 3-11 Greenville
 L 3-8 Greenville
 W 7-6 Greenville
 L 4-10 Charleston, S.C.
 2003 L 2-6 Statesboro
 W 2-1 Statesboro
 L 3-6 Statesboro
 2004 L 7-12 Greenville
 L 4-7 Greenville
 W 7-6 Greenville
 2005 L 3-7 Statesboro
 L 3-6 Statesboro
 W 4-1 Charleston, S.C.
 W 5-4 Charleston, S.C.
 2006 L 7-9 Greenville
 W 14-3 Greenville
 W 9-7 Greenville
 2007 W 8-1 Greenville
 W 9-3 Greenville
 W 6-1 Greenville
 2008 W 10-2 Greenville
 L 3-6 Greenville
 W 6-5 Greenville
 2009 W 11-7 Statesboro
 L 2-14 Statesboro
 W 12-7 Statesboro
 L 4-16 Greenville*
 2010 L 2-5 Greenville
 L 2-11 Greenville
 L 8-14 Greenville
 2011 L 1-7 Statesboro
 L 1-11 Statesboro
 L 7-14 Statesboro
 2012 L 3-7 Greenville
 W 6-2 Greenville
 W 9-8 Greenville
 2013 W 13-5 Statesboro
 W 5-3 Statesboro (11)
 L 8-13 Statesboro
 L 2-3 Greenville*
 2014 L 0-6 Greenville
 L 0-1 Greenville
 L 2-7 Greenville
 L 8-11 Charleston, S.C.
 L 7-10 Charleston, S.C.
 Fluor Field*

GEORGIA STATE (19-17)

1971 W 13-2 Greenville
 W 7-6 Greenville
 1972 W 11-4 Greenville
 W 8-3 Greenville
 1985 L 7-8 Greenville
 L 7-10 Atlanta
 1992 L 6-7 Atlanta
 W 9-3 Greenville
 1993 W 12-4 Atlanta

2019 FURMAN PALADINS BASEBALL / Series Results



L 6-14 Greenville
 1994 L 4-5 Atlanta
 L 1-10 Greenville
 1995 L 0-13 Atlanta
 W 8-7 Greenville
 1996 W 8-2 Atlanta
 L 5-11 Greenville
 1997 W 5-3 Atlanta
 W 4-3 Greenville
 1998 L 11-16 Atlanta
 1999 L 10-11 Atlanta
 L 4-11 Greenville
 2000 W 6-5 Greenville
 W 10-4 Atlanta
 2001 W 9-1 Atlanta
 L 1-4 Greenville
 2002 W 6-5 Atlanta
 L 2-4 Greenville
 2003 W 10-6 Atlanta
 2006 L 6-13 Atlanta
 W 16-5 Greenville
 2007 L 3-7 Atlanta
 W 6-4 Greenville
 2017 L 0-5 Atlanta
 2018 W 13-12 Greenville
 2019 L 8-10 Atlanta
 W 4-3 Greenville

GEORGIA TECH (2-21)

1906 L 0-1 Atlanta
 L 3-4 Atlanta
 L 4-7 Greenville
 1919 L 6-13 Greenville
 L 3-4 Greenville
 L 2-4 Greenville
 1920 L 1-12 Greenville
 L 1-4 Greenville
 1925 L 2-12 Atlanta
 L 3-12 Atlanta
 1964 L 3-6 Atlanta
 L 3-4 Atlanta
 1965 L 0-2 Greenville
 1966 L 0-6 Atlanta
 1967 W 7-3 Atlanta
 L 1-6 Greenville
 1968 W 3-2 Greenville
 L 5-6 Atlanta
 1969 L 7-12 Atlanta
 L 3-8 Greenville
 1970 L 3-9 Atlanta
 1987 L 4-10 Atlanta
 2005 L 4-5 Atlanta

GUILFORD (1-0)

1919 W 3-2 Greenville

HARVARD (3-1)

2018 W 16-3 Greenville
 L 2-6 Greenville
 W 7-6 Greenville
 W 8-6 Greenville

HIGH POINT (18-12)

1999 W 12-6 High Point
 W 9-4 Greenville
 2000 W 2-0 Greenville
 L 1-4 Greenville
 W 6-0 Greenville
 L 8-14 High Point
 L 3-11 Greenville
 2001 W 6-4 Greenville
 W 12-3 Greenville
 W 7-2 Greenville
 L 1-7 High Point
 2002 W 4-2 Greenville
 L 4-5 Greenville
 L 1-9 Greenville
 L 8-12 High Point
 2003 W 4-0 Greenville
 W 1-0 Greenville
 W 13-3 Greenville
 W 8-7 High Point
 2004 W 9-8 Greenville
 L 4-5 Greenville
 2005 W 15-3 Greenville

L 5-9 Greenville
 W 13-6 Greenville
 2006 L 8-9 Greenville
 L 4-9 Greenville
 W 12-5 Greenville
 2007 W 10-1 Greenville
 W 9-5 Greenville
 L 2-15 Greenville

HOFSTRA (1-1)

2014 L 2-4 Greenville
 W 5-4 Greenville

HOLY CROSS (2-1)

2016 W 5-2 Greenville
 W 7-4 Greenville
 L 7-10 Greenville

HOWARD (2-0)

1984 W 10-3 Greenville
 1985 W 18-11 Greenville

ILLINOIS (0-2)

1998 L 5-12 Miami, Fla.
 2018 L 5-14 Greenville*
 *Fluor Field

INDIANA (3-1)

2001 W 24-10 Greenville
 L 12-19 Greenville
 W 13-6 Greenville
 2015 W 6-5 Greenville

IOWA (0-1)

2014 L 2-8 Deland, Fla.

JACKSONVILLE (0-7)

1966 L 0-6 Jacksonville
 L 3-9 Jacksonville
 1971 L 12-14 Greenville
 L 10-11 Greenville
 1976 L 0-2 Jacksonville
 L 0-3 Jacksonville
 1991 L 6-11 Jacksonville

JACKSONVILLE STATE (2-1)

2005 L 2-3 Jacksonville
 W 6-2 Jacksonville
 W 9-2 Jacksonville

JAMES MADISON (3-0)

1974 W 4-3 Greenville
 W 7-3 Greenville
 1977 W 3-2 Greenville

KANSAS (1-2)

2019 L 7-11 Greenville
 W 3-0 Greenville
 L 1-15 Greenville

KENNESAW (2-1)

1988 W 6-4 Greenville
 1990 L 0-2 Kennesaw
 W 6-1 Kennesaw

KENT STATE (0-1)

1964 L 1-14 Greenville

KENTUCKY (2-4)

1967 L 3-4 Greenville
 2001 W 4-3 Greenville
 W 9-2 Greenville
 2007 L 1-12 Greenville
 L 3-16 Greenville
 L 4-13 Greenville

KINGS MOUNTAIN MILITARY (1-0)

1903 W 19-2 Greenville

LAFAYETTE (1-0)

2007 W 6-5 Greenville

LENOIR-RHYNE (1-1)

1975 W 14-6 Greenville
 L 1-6 Hickory

LEWIS (0-3)

1977 L 4-5 Greenville
 L 5-13 Greenville
 L 6-8 Greenville

LIBERTY (0-3)

1989 L 6-7 Greenville
 1992 L 8-17 Greenville
 1994 L 3-15 Greenville

LIMESTONE (1-0)

1993 W 7-6 Greenville

LINCOLN MEMORIAL (2-0)

1993 W 10-9 Greenville
 W 8-2 Greenville

LONGWOOD (1-1)

2009 W 10-4 Greenville
 L 8-13 Greenville

LOUISIANA-LAFAYETTE (1-2)

2004 L 2-5 Lafayette
 W 6-3 Lafayette
 L 2-9 Lafayette

MAINE (1-1)

2002 L 6-13 Greenville
 2014 W 4-2 Deland, Fla.

MARIETTA (1-2)

1971 L 0-3 Greenville
 W 13-5 Greenville
 1972 L 2-4 Greenville

MARIST (6-0)

2015 W 7-3 Greenville
 W 13-4 Greenville
 W 10-9 Greenville
 2018 W 13-4 Greenville
 W 5-4 Greenville
 W 7-6 Greenville

MARSHALL (20-23)

1977 L 4-12 Greenville
 W 7-6 Greenville
 1978 L 5-6 Huntington
 L 3-4 Huntington
 1979 W 3-0 Greenville
 L 2-3 Greenville
 1981 W 6-0 Greenville
 L 4-5 Greenville
 1982 L 0-3 Huntington
 L 3-8 Huntington
 1983 L 2-3 Greenville
 L 7-10 Greenville
 1988 L 9-13 Greenville
 L 6-8 Greenville
 1989 L 1-7 Huntington
 L 5-11 Huntington
 L 8-13 Huntington
 1990 L 4-8 Greenville
 L 4-5 Greenville
 W 6-5 Greenville
 L 2-5 Charleston, S.C.
 1991 W 4-1 Huntington
 W 1-0 Huntington
 L 3-7 Huntington
 W 10-4 Charleston, S.C.
 1992 W 3-2 Greenville
 L 0-3 Greenville
 W 12-3 Greenville
 1993 W 7-6 Greenville
 W 4-1 Greenville
 L 5-7 Greenville
 1994 W 3-1 Greenville
 W 10-4 Greenville
 W 11-4 Greenville
 1995 L 2-7 Huntington
 L 6-7 Huntington
 L 5-7 Huntington
 1996 W 9-1 Greenville
 W 3-2 Greenville
 W 9-6 Greenville
 1997 W 6-2 Huntington

W 13-9 Huntington
 W 19-6 Huntington

MARS HILL (9-3)

1946 W 22-3 Mars Hill
 1975 L 2-8 Greenville
 1980 W 14-4 Mars Hill
 1981 W 11-2 Greenville
 W 12-4 Mars Hill
 1991 W 13-4 Mars Hill
 W 10-7 Greenville
 1992 L 5-8 Greenville
 L 0-3 Mars Hill
 1995 W 5-4 Greenville
 1996 W 17-5 Greenville
 1997 W 17-4 Greenville

MARYLAND (4-4)

1965 W 5-4 Gastonia, N.C.
 1974 W 4-1 Greenville
 W 4-2 Greenville
 1986 W 5-2 Greenville
 1992 L 3-4 Greenville
 1996 L 3-4 Greenville
 1997 L 10-12 Greenville
 1998 L 5-15 Greenville

MARYLAND-E. SHORE (3-0)

1985 W 15-1 Greenville
 W 12-1 Greenville
 2015 W 5-1 Bues Creek, N.C.

MARYVILLE (1-1)

1916 L 0-3 Greenville
 W 12-9 Greenville

MASSACHUSETTS (0-1)

1959 L 2-7 Greenville

METHODIST (0-2)

1974 L 3-5 Greenville
 L 1-3 Greenville

MERCER, ATLANTA (3-1)

1973 W 6-5 Atlanta
 1976 W 5-3 Atlanta
 1978 L 6-9 Greenville
 W 8-7 Greenville

MERCER (12-24)

1897 L 7-8 Macon
 1908 L 1-10 Augusta, Ga.
 1921 W 4-2 Macon
 L 3-4 Macon
 1925 L 5-9 Macon
 L 15-16 Macon
 1977 W 6-3 Greenville
 L 3-4 Greenville
 L 4-12 Macon
 L 3-8 Macon
 1978 W 13-8 Greenville
 L 4-8 Macon
 L 3-13 Greenville
 1990 W 3-2 Macon
 L 1-12 Macon
 1996 L 4-9 Macon
 L 5-8 Macon
 2015 L 5-9 Greenville
 L 1-11 Greenville
 W 8-4 Greenville
 2016 L 7-8 Macon
 L 4-8 Macon
 W 4-0 Macon
 L 1-6 Greenville*
 2017 L 4-5 Greenville
 L 3-5 Greenville
 L 6-7 Greenville
 W 6-1 Greenville*
 2018 W 12-9 Macon
 W 7-6 Macon
 L 2-3 Macon
 2019 L 3-8 Greenville
 W 8-7 Greenville
 W 5-3 Greenville
 L 2-11 Greenville*

*Fluor Field

MIAMI, FLA. (1-9)

1960 L 1-2 Miami
 L 3-6 Miami
 1965 L 5-6 Miami
 L 2-14 Miami
 L 3-7 Miami
 1966 W 6-4 Miami
 1967 L 1-11 Miami
 L 2-6 Miami
 L 4-7 Miami
 1998 L 2-6 Miami

MIAMI, OHIO (10-10)

1994 W 3-2 Greenville
 L 5-8 Greenville
 W 8-3 Greenville
 1998 L 0-4 Greenville
 L 5-6 Greenville
 W 8-4 Greenville
 2004 L 1-8 Greenville
 W 4-1 Greenville
 L 4-6 Greenville
 2006 W 8-5 Greenville
 L 7-11 Greenville
 W 8-5 Greenville
 2010 L 5-23 Greenville*
 2012 W 10-2 Greenville
 L 2-8 Greenville
 L 11-12 Greenville
 W 8-6 Greenville*
 2013 W 6-5 Greenville
 W 6-5 Greenville*
 2015 L 3-4 Bues Creek, N.C.
 *Fluor Field

MICHIGAN (0-1)

2005 L 3-6 Atlanta, Ga.

MICHIGAN STATE (5-7)

1967 L 0-7 Miami, Fla.
 2002 W 7-6 Greenville
 2010 L 6-8 Greenville*
 2011 L 3-7 Greenville*
 2012 L 2-4 Greenville*
 L 2-6 Greenville*
 2013 W 4-3 Greenville*
 W 8-5 Greenville*
 2015 W 11-9 Greenville*
 2016 L 8-15 Greenville*
 2017 L 2-3 Greenville*
 2018 W 3-2 Greenville*
 *Fluor Field

MILLIGAN (6-4)

1968 L 6-13 Johnson City
 L 2-6 Johnson City
 W 5-0 Johnson City
 L 7-8 Johnson City
 1969 W 2-1 Greenville
 L 3-6 Greenville
 1970 W 8-7 Greenville
 W 8-0 Greenville
 1972 W 9-2 Greenville
 1973 W 10-0 Greenville

MISSISSIPPI COLLEGE (0-2)

1922 L 0-1 Greenville
 L 1-3 Greenville

MISSISSIPPI STATE (1-0)

1965 W 5-2 Gastonia, N.C.

MISSOURI (0-1)

1991 L 4-8 Gainesville, Fla.

MOREHEAD STATE (2-3)

1997 W 4-3 Greenville
 L 4-10 Greenville
 2019 L 3-6 Greenville
 W 16-11 Greenville
 L 5-6 Greenville

MORRIS HARVEY (2-0)

1971 W 13-8 Greenville
 W 7-1 Greenville

MOUNT UNION (1-0-1)

1970 T 6-6 Greenville
 W 17-8 Greenville

NEWBERRY (57-57-1)

1903 L 3-5 Newberry
 1904 W 8-0 Greenville
 W 5-4 Newberry
 W 5-2 Greenwood, S.C.
 1905 W 6-4 Greenville
 L 0-2 Newberry
 1906 L 0-2 Newberry
 W 3-1 Greenville
 1907 L 2-8 Newberry
 L 7-9 Greenville
 1908 W 4-0 Greenville
 1910 L 3-6 Greenville
 1911 W 3-2 Newberry
 W 3-2 Newberry
 1912 L 1-2 Greenville
 1913 W 5-4 Greenville
 1914 L 2-10 Greenville
 1915 W 9-16 Greenville
 1916 W 14-6 Newberry
 1918 W 20-4 Greenville
 W 3-1 Newberry
 1919 W 2-1 Greenville
 L 0-1 Newberry
 1920 W 6-2 Newberry
 W 6-1 Greenville
 1921 W 9-2 Greenville
 L Newberry
 1922 L 4-9 Greenville
 L 0-2 Newberry
 1923 W 3-2 Greenville
 L 0-8 Newberry
 1924 W 8-3 Newberry
 W 7-2 Greenville
 1925 L 0-5 Greenville
 L 6-7 Newberry
 1926 W 11-0 Greenville
 L 4-6 Newberry
 1927 W 4-2 Greenville
 L 1-3 Greenville
 1929 W 10-7 Newberry
 T 7-7 Greenville
 1930 W 6-4 Greenville
 1933 W 9-0 Newberry
 L 2-12 Greenville
 L 5-8 Greenville
 1934 L 5-6 Newberry
 L 2-8 Greenville
 1935 W 7-6 Greenville
 L 4-6 Newberry
 1937 L 6-7 Greenville
 W 8-5 Newberry
 1938 L 8-9 Newberry
 W 12-2 Greenville
 1939 L 0-1 Newberry
 1940 L 1-5 Newberry
 W 17-3 Greenville
 1941 W 11-10 Greenville
 L 3-4 Newberry
 1942 L 7-8 Newberry
 L 1-6 Greenville
 1943 L 6-8 Greenville
 1946 W 5-2 Greenville
 W 11-2 Greenville
 1947 L 1-3 Newberry
 L 10-15 Greenville
 1948 W 8-5 Newberry
 W 4-2 Greenville
 1949 W 8-1 Greenville
 W 7-3 Greenville
 1950 L 3-12 Newberry
 L 2-5 Greenville
 1951 L 0-10 Greenville
 L 0-12 Newberry
 1952 L 4-5 Greenville
 L 1-7 Newberry
 1954 W 3-2 Greenville

2019 FURMAN PALADINS BASEBALL / Series Results



1955 L 4-9 Greenville
W 7-3 Newberry
1956 L 3-5 Greenville
L 5-15 Chapin, S.C.
1957 L 5-10 Greenville
L 4-6 Chapin, S.C.
1958 L 3-5 Greenville
1960 W 11-3 Greenville
L 4-5 Greenville
1961 W 8-4 Greenville
W 7-0 Newberry
1962 W 5-3 Greenville
W 5-2 Newberry
1972 W 13-4 Greenville
1973 W 6-1 Newberry
L 6-9 Greenville
1974 W 3-2 Greenville
L 10-11 Newberry
1976 W 7-2 Greenville
1977 L 1-4 Greenville
W 12-4 Newberry
1978 W 8-3 Greenville
1979 L 0-1 Greenville
1980 L 1-5 Newberry
L 6-11 Greenville
1981 L 8-10 Greenville
L 4-9 Newberry
1982 W 9-4 Greenville
W 8-1 Newberry
1983 L 5-6 Greenville
L 4-5 Newberry
1984 W 6-5 Greenville
W 13-5 Newberry
1985 L 6-12 Greenville
L 6-7 Newberry
1986 W 6-1 Newberry
1987 W 2-1 Greenville
1991 W 10-1 Newberry
W 7-6 Greenville

NEW JERSEY TECH (4-0)
2008 W 9-2 Greenville
W 13-1 Greenville
W 10-3 Greenville
W 11-1 Greenville

NIAGARA (2-0)
2003 W 8-6 Greenville
W 9-7 Greenville

NORFOLK STATE (1-0)
2014 W 5-2 Greenville

NORTH CAROLINA (2-10)
1922 L 0-8 Chapel Hill
1948 L 2-10 Greenville
L 2-3 Chapel Hill
1951 L 4-5 Chapel Hill
1953 L 1-7 Chapel Hill
1957 W 6-1 Greenville
1963 L 0-11 Greenville
1965 L 0-8 Greenville
1969 W 10-6 Greenville
L 0-3 Gastonia, N.C.
1995 L 1-25 Greenville
L 1-13 Chapel Hill

UNC ASHEVILLE (33-27-1)
1986 L 6-11 Greenville
1987 W 3-2 Greenville
T 6-6 Greenville
W 5-4 Asheville
L 1-5 Asheville
1988 W 10-9 Greenville
W 5-4 Greenville
1989 L 4-7 Greenville
1990 W 5-1 Greenville
L 4-5 Asheville
1991 W 5-1 Asheville
1992 L 1-5 Aiken, S.C.
L 0-9 Greenville
L 11-13 Asheville
1993 W 9-1 Greenville
W 8-4 Greenville
1994 W 12-11 Greenville

1995 W 5-3 Greenville
L 2-6 Asheville
1996 L 7-8 Asheville
1997 W 9-1 Greenville
L 9-12 Asheville
L 0-6 Greenville
1998 W 14-4 Greenville
1999 W 2-1 Greenville
L 2-11 Asheville
2000 W 5-0 Greenville
W 7-4 Asheville
2001 L 3-5 Asheville
W 11-6 Greenville
2002 W 9-8 Greenville
L 0-7 Asheville
2003 L 3-5 Asheville
L 2-5 Greenville
2004 W 9-3 Greenville
W 4-3 Greenville
2005 W 5-3 Greenville
W 7-3 Asheville
W 5-1 Greenville
2006 L 3-5 Greenville
L 5-6 Asheville
2007 L 3-7 Asheville
W 10-6 Greenville
2008 W 8-7 Greenville
W 9-13 Greenville
2009 W 5-3 Greenville
L 1-4 Asheville
2010 L 0-3 Greenville
W 6-5 Greenville
L 2-14 Greenville
2012 W 6-1 Asheville
L 4-5 Greenville
2014 L 6-7 Greenville
W 6-4 Asheville
2015 L 8-9 Asheville
L 6-7 Greenville
2016 W 8-6 Greenville
W 4-3 Asheville
2017 W 12-1 Greenville
L 3-4 Greenville
W 3-2 Asheville

NORTH CAROLINA A&T (2-1)
2017 W 17-2 Greenville
L 10-11 Greenville
W 7-3 Greenville

N. CAROLINA CENTRAL (0-1)
2014 L 2-3 Greenville

UNC GREENSBORO (39-39)
1993 W 7-6 Greenville
1997 W 13-2 Greenville
W 6-5 Greensboro
1998 L 3-6 Greensboro
L 0-2 Greensboro
W 7-5 Greensboro
L 2-14 Charleston, S.C.
1999 L 2-4 Greenville
W 3-2 Greenville
W 2-0 Greenville
W 3-0 Charleston, S.C.
2000 L 2-4 Greensboro
L 6-12 Greensboro
W 17-4 Greensboro
W 7-3 Charleston, S.C.
2001 L 5-10 Greenville
L 6-11 Greenville
W 9-8 Greenville
2002 L 1-7 Greensboro
L 4-6 Greensboro
W 7-2 Greensboro
W 9-7 Charleston, S.C.
2003 L 4-14 Greenville
W 2-1 Greenville
L 5-6 Greenville
W 3-2 Charleston, S.C.
2004 L 3-5 Greensboro
L 2-4 Greensboro
W 8-1 Greensboro
2005 W 5-3 Greenville
L 2-5 Greenville

L 2-11 Greenville
2006 W 5-4 Greensboro
L 1-2 Greensboro
L 9-10 Greensboro
L 4-5 Charleston, S.C.
2007 L 3-11 Greenville*
W 7-3 Greenville
L 4-9 Greenville
2008 W 5-2 Greensboro
L 3-5 Greensboro
W 5-4 Greensboro
2009 W 3-2 Greenville
L 4-14 Greenville
L 5-6 Greenville
2010 W 4-3 Greensboro
W 11-6 Greensboro
W 11-6 Greensboro
2011 W 7-4 Greenville
W 6-5 Greenville
L 4-11 Greenville
W 12-6 Charleston, S.C.
2012 W 11-3 Greensboro
W 9-8 Greensboro
L 4-9 Greensboro
2013 L 4-16 Greenville
W 13-7 Greenville
W 6-4 Greenville
2014 W 15-7 Greensboro
L 8-14 Greensboro
L 6-8 Greensboro
W 6-5 Charleston, S.C.
2015 W 9-4 Greensboro
W 10-0 Greensboro
L 8-9 Greensboro
2016 W 9-7 Greenville
L 11-18 Greenville
L 0-14 Greenville
W 15-10 Greenville*
2017 L 1-3 Greensboro
L 6-7 Greensboro
L 3-9 Greensboro
L 8-12 Greenville*
W 6-4 Greenville*
L 1-13 Greenville*
2019 W 10-3 Greensboro
L 9-11 Greensboro
L 1-2 Greensboro
Fluor Field*

NORTH CAROLINA STATE (5-7)
1921 W 9-5 Greenville
1922 W 4-2 Raleigh
1926 W 8-3 Greenville
1928 L 0-12 Raleigh
1947 W 8-7 Greenville
1948 L 7-14 Raleigh
1951 L 0-9 Raleigh
1952 L 4-11 Greenville
2003 W 14-1 Raleigh
2018 L 0-10 Raleigh
L 2-9 Raleigh
L 0-9 Raleigh

UNC WILMINGTON (1-0)
1989 W 9-7 Greenville

NORTH GEORGIA (3-0)
1909 W 7-6 Greenville
1915 W 8-7 Greenville
W 8-5 Greenville

NORTH GREENVILLE (1-1)
1996 L 4-8 Greenville
W 7-2 Greenville

NOTRE DAME (1-1)
1925 L 3-10 Greenville
W 14-10 Greenville

OGLETHORPE (7-13)
1919 L 2-8 Greenville
W 9-0 Greenville
1920 L 1-4 Greenville
W 4-2 Greenville
1924 L 1-15 Atlanta

L 2-3 Atlanta
L 10-11 Greenville
L 1-5 Greenville
1926 L 5-6 Atlanta
L 1-3 Atlanta
1927 L 7-8 Atlanta
L 6-7 Atlanta
1928 W 8-7 Greenville
W 4-2 Greenville
1939 L 3-6 Greenville
W 13-5 Greenville
1940 L 3-8 Atlanta
L 7-7 Atlanta
1969 W 3-7 Greenville
1973 W 24-3 Atlanta

OHIO (13-12)
1939 W 7-5 Greenville
1940 L 6-13 Greenville
1966 L 3-16 Greenville
L 5-11 Greenville
1979 L 0-30 Greenville
1989 W 2-0 Greenville
L 1-4 Greenville
1991 W 7-2 Gainesville, Fla.
1994 L 2-9 Greenville
2001 L 1-15 Greenville
W 8-7 Greenville
L 0-18 Greenville
2003 W 10-6 Greenville
L 5-6 Greenville
L 1-2 Greenville
2005 L 9-2 Greenville
L 1-8 Greenville
W 8-2 Greenville
2010 W 11-9 Greenville
W 13-8 Greenville
W 10-7 Greenville
2011 W 6-3 Greenville
W 12-5 Greenville
W 10-3 Greenville
W 7-0 Greenville

OHIO STATE (2-2)
1927 L 4-8 Greenville
1991 L 0-15 Tuscaloosa, Ala.
W 9-3 Tuscaloosa, Ala.
W 11-10 Greenville

OKLAHOMA STATE (0-1)
2004 L 0-10 Ft. Worth, Texas

OLD DOMINION (0-3)
1976 L 3-5 Greenville
1981 L 1-4 Greenville
1995 L 1-15 Greenville

PEMBROKE (2-2)
1959 W 1-0 Greenville
L 1-2 Pembroke
1960 L 10-15 Greenville
1968 W 4-3 Statesboro, Ga.

PENN (2-0)
2018 W 12-4 Greenville
W 4-1 Greenville

PENN STATE (3-1)
1924 W 15-1 Greenville
2006 L 2-4 Greenville
W 8-4 Greenville
W 7-5 Greenville

PIEDMONT (4-2)
1986 W 18-10 Greenville
L 7-8 Demorest
1988 L 4-5 Greenville
1989 W 7-4 Greenville
1990 W 7-1 Greenville
1991 W 10-2 Greenville

PITTSBURGH-JOHNSTOWN (1-0)
1973 W 14-2 Greenville

PRESBYTERIAN (58-39-2)
1901 W 17-3 Greenville
1902 W 16-2 Greenville
1904 W 16-1 Greenville
1907 W 5-0 Greenville
1908 L 2-4 Greenville
1909 W 6-5 Greenville
W 5-4 Greenville
1910 L 1-4 Clinton
L 0-1 Clinton
1911 W 4-1 Greenville
L 6-7 Greenville
1912 L 4-5 Clinton
L 4-6 Clinton
1913 W 8-3 Greenville
1914 L 6-9 Clinton
L 3-7 Greenville
1915 W 22-7 Greenville
W 5-1 Clinton
1916 W 6-3 Clinton
1919 W 11-2 Greenville
1923 W 8-5 Greenville
L 3-10 Clinton
1925 W 4-0 Greenville
W 10-5 Clinton
1926 W 7-0 Clinton
W 12-2 Greenville
1927 L 6-7 Clinton
W 9-6 Greenville
1928 L 4-6 Greenville
L 0-7 Clinton
1929 W 14-6 Clinton
L 4-6 Greenville
1933 W 13-5 Clinton
L 6-7 Clinton
W 6-4 Greenville
W 8-4 Greenville
1935 W 20-4 Clinton
L 2-10 Greenville
1937 L 0-13 Greenville
L 1-3 Clinton
1938 L 5-9 Clinton
W 10-9 Greenville
1939 T 6-6 Greenville
L 3-4 Clinton
1941 W 2-0 Clinton
1942 L 1-5 Clinton
L 6-13 Greenville
1943 W 1-0 Greenville
L 2-8 Clinton
1947 L 3-7 Greenville
W 5-4 Clinton
1948 W 17-1 Clinton
W 6-0 Greenville
1950 W 21-11 Greenville
L 6-12 Clinton
1954 L 4-6 Greenville
L 9-8 Clinton
1955 L 0-7 Clinton
W 5-3 Greenville
1956 W 6-4 Clinton
W 10-9 Greenville
1957 W 6-3 Clinton
W 1-0 Greenville
1958 L 1-10 Clinton
W 7-2 Greenville
1963 W 8-3 Clinton
L 2-5 Greenville
1964 W 9-3 Clinton
W 5-0 Greenville
1989 L 2-5 Greenville
1992 L 4-6 Greenville
1993 W 9-3 Greenville
1994 L 11-20 Greenville
1995 L 6-14 Greenville
1996 W 11-5 Greenville
1997 T 10-10 Greenville
2008 W 9-7 Greenville
W 10-9 Greenville
2009 W 6-5 Greenville
W 8-5 Greenville
W 16-6 Clinton
2010 L 4-5 Clinton
L 4-9 Greenville
W 16-10 Greenville*

2011 L 4-11 Clinton
W 9-6 Greenville
2012 W 7-5 Greenville
W 16-4 Clinton
2013 L 8-10 Greenville
W 8-3 Clinton
L 2-6 Greenville
2014 W 9-3 Greenville
2015 L 3-12 Greenville*
2016 W 9-8 Greenville*
W 10-8 Clinton
W 8-6 Greenville
2017 W 6-0 Clinton
W 7-6 Greenville*
W 11-6 Greenville
*Fluor Field

RADFORD (1-1)
1990 W 4-3 Greenville
L 0-1 Greenville

RHODE ISLAND (0-0-1)
1968 T 3-3 Greenville

RICHMOND (9-19)
1915 W 12-5 Greenville
1923 L 5-12 Richmond
1955 L 2-5 Richmond
1957 L 0-10 Richmond
1961 L 11-21 Richmond
1963 L 2-3 Richmond
1964 W 13-0 Greenville
1965 L 2-3 Richmond
1966 L 0-3 Greenville
L 0-2 Greenville
1967 L 4-5 Richmond
L 3-5 Richmond
1970 W 6-3 Richmond
1971 L 1-3 Greenville
1972 W 3-2 Greenville
1972 L 0-1 Richmond
W 5-4 Richmond
1973 L 2-3 Richmond
L 0-2 Richmond
1974 L 1-11 Greenville
L 1-6 Greenville
1975 W 1-0 Richmond
L 2-3 Richmond
1976 W 6-5 Greenville
L 0-2 Greenville
1987 L 5-14 Greenville
1993 W 4-2 Greenville
1997 W 13-4 Charleston, S.C.

ROLLINS (2-4-2)
1960 L 4-13 Winter Park
T 5-5 Winter Park
1961 L 3-6 Winter Park
L 2-4 Winter Park
W 7-0 Greenville
1963 T 1-1 Winter Park
W 4-3 Winter Park
1981 L 1-14 Winter Park

SACRED HEART (1-0)
1976 W 5-3 Lakeland, Fla.

SAMFORD (11-28)
1924 W 5-2 Birmingham
2009 W 11-2 Greenville
L 4-9 Greenville
W 6-5 Greenville
2010 L 2-3 Birmingham
L 4-13 Birmingham
L 1-4 Birmingham
L 10-13 Charleston, S.C.
2011 L 5-11 Greenville
W 5-3 Greenville
L 2-3 Greenville
L 0-5 Charleston, S.C.
2012 W 3-2 Birmingham
L 1-11 Birmingham
L 1-4 Birmingham
L 2-12 Greenville*
2013 L 1-9 Greenville

2019 FURMAN PALADINS BASEBALL / Series Results



L 4-9 Greenville
 L 6-16 Greenville
 2014 L 5-9 Birmingham
 W 11-9 Birmingham
 L 5-13 Birmingham
 2015 W 6-4 Birmingham
 L 6-12 Birmingham
 L 6-7 Birmingham
 2016 W 4-2 Greenville
 W 8-5 Greenville
 L 3-5 Greenville
 L 0-2 Greenville*
 2017 W 3-2 Birmingham
 W 4-1 Birmingham
 L 3-4 Birmingham
 2018 L 3-4 Greenville
 L 2-4 Greenville
 L 0-10 Greenville
 L 0-4 Greenville*

*Fluor Field

ST. LEO (1-0)

1991 W 3-0 Saint Leo

ST. JOHN'S (0-1)

1978 L 3-5 Greenville

S.C.C.I. (1-0)

1901 W 38-7 Greenville

SIENA (1-0)

1996 W 11-10 Greenville

SOUTH CAROLINA (59-117-2)

1896 L 7-10 Greenville
 W 10-9 Columbia
 1897 W 5-4 Columbia
 1898 L 0-9 Columbia
 1899 L 5-7 Columbia
 1900 L 6-13 Greenville
 1902 L 0-9 Columbia
 1903 L 1-11 Columbia
 1907 L 2-3 Greenville
 L 2-5 Columbia
 1908 T 3-3 Greenville
 L 0-12 Columbia
 1917 T 8-8 Columbia
 1918 W 9-0 Columbia
 W 7-2 Greenville
 1919 W 3-1 Greenville
 1920 W 10-8 Columbia
 W 10-4 Greenville
 1921 W 10-4 Columbia
 W 11-7 Greenville
 1922 L 3-10 Greenwood, S.C.
 L 5-6 Columbia
 1923 L 7-8 Columbia
 W 4-3 Greenville
 1924 W 14-1 Greenville
 1925 W 16-2 Columbia
 W 9-0 Greenville
 1926 W 4-1 Columbia
 W 8-5 Chester, S.C.
 1927 W 10-9 Greenville
 L 6-7 Columbia
 1928 W 18-4 Rock Hill, S.C.
 L 5-11 Florence, S.C.
 1929 L 3-7 Columbia
 W 5-4 Greenville
 1930 W 11-0 Greenville
 L 4-7 Columbia
 1933 L 3-13 Greenville
 W 6-5 Greenville
 L 3-6 Columbia
 L 3-17 Columbia
 1934 L 1-6 Greenville
 1935 L 8-11 Greenville
 L 8-9 Columbia
 1937 L 2-8 Greenville
 1938 W 6-1 Greenville
 L 1-12 Columbia
 1939 W 19-5 Greenville
 W 5-3 Columbia
 1940 L 4-6 Greenville
 W 15-4 Florence, S.C.

1941 W 5-0 Greenville
 L 4-6 Columbia
 1942 L 5-10 Greenville
 L 4-20 Columbia
 1946 L 3-8 Columbia
 L 6-10 Columbia
 W 9-0 Greenville
 W 9-6 Greenville
 1947 L 7-10 Greenville
 W 6-5 Greenville
 L 2-15 Columbia
 L 10-13 Columbia
 1948 L 7-11 Greenville
 W 4-3 Greenville
 W 9-8 Columbia
 W 8-3 Columbia
 1949 L 11-12 Columbia
 L 1-11 Columbia
 W 4-1 Greenville
 L 3-9 Greenville
 1950 W 12-11 Greenville
 W 15-0 Greenville
 L 2-3 Columbia
 L 5-11 Columbia
 1951 L 0-2 Greenville
 W 10-4 Greenville
 W 6-2 Columbia
 W 10-8 Columbia
 1952 L 2-7 Columbia
 L 6-9 Columbia
 1953 W 17-7 Columbia
 L 2-6 Columbia
 W 11-2 Columbia
 W 11-2 Greenville
 1960 W 8-5 Columbia
 1961 W 8-7 Greenville
 1962 W 5-2 Columbia
 1963 W 6-3 Greenville
 1964 W 4-2 Columbia
 L 3-4 Greenville
 1966 L 1-8 Greenville
 1967 L 2-9 Columbia
 1968 L 5-7 Greenville
 1969 L 3-5 Columbia
 1970 W 8-1 Greenville
 1972 L 3-6 Columbia
 L 1-3 Columbia
 W 2-1 Columbia
 1973 L 0-7 Columbia
 L 3-6 Greenville
 1974 L 1-7 Greenville
 L 0-4 Columbia
 1975 L 4-5 Columbia
 L 3-4 Greenville
 1976 L 1-2 Columbia
 L 5-7 Greenville
 W 12-1 Columbia
 1977 L 6-13 Columbia
 L 0-5 Greenville
 1978 L 2-12 Greenville
 L 0-7 Columbia
 1979 L 5-10 Greenville
 L 2-4 Columbia
 1980 L 2-7 Greenville
 L 3-12 Greenville
 L 0-8 Columbia
 L 3-6 Columbia
 1981 L 6-19 Greenville
 L 6-10 Columbia
 1982 L 5-8 Greenville
 L 4-10 Columbia
 1983 L 5-9 Greenville
 L 4-9 Columbia
 1984 L 0-5 Greenville
 W 8-7 Columbia
 1985 L 0-21 Greenville
 L 8-18 Columbia
 1986 L 0-6 Greenville
 L 5-9 Columbia
 1987 L 3-5 Greenville
 L 3-10 Columbia
 1988 L 4-5 Columbia
 L 4-16 Greenville
 1989 L 1-14 Greenville
 L 0-8 Columbia

1993 L 2-9 Columbia
 1995 L 5-6 Columbia
 1996 L 8-9 Columbia
 1997 L 5-10 Columbia
 1998 L 2-8 Columbia
 1999 L 2-4 Columbia
 2000 L 2-13 Columbia
 2001 W 5-4 Columbia
 L 2-8 Greenville
 2002 L 0-14 Columbia
 2003 L 2-9 Columbia
 W 7-5 Greenville
 2004 L 4-7 Columbia
 2005 W 6-2 Greenville
 W 11-5 Columbia
 2006 L 3-11 Columbia
 L 12-15 Greenville*
 2007 L 0-10 Columbia
 2008 W 4-2 Columbia
 L 3-5 Greenville*
 2009 L 0-15 Greenville*
 L 0-10 Columbia
 2010 L 0-15 Greenville*
 L 6-11 Columbia
 2011 L 1-14 Columbia
 W 4-2 Greenville*
 2012 L 5-8 Greenville*
 L 0-7 Columbia
 2013 L 2-5 Columbia
 W 6-5 Greenville*
 2014 L 0-5 Columbia
 L 2-9 Greenville*
 2015 L 2-5 Columbia
 W 2-1 Greenville*
 2016 L 4-5 Columbia
 L 4-14 Greenville*
 2017 L 1-6 Columbia
 2018 W 6-4 Columbia
 L 2-10 Greenville*
 2019 L 7-12 Greenville*
 W 7-4 Columbia

*Fluor Field

USC-AIKEN (5-3)

1976 W 7-3 Greenville
 1977 W 7-4 Greenville
 W 12-5 Aiken
 1978 W 8-4 Aiken
 W 19-7 Aiken
 1988 L 4-16 Greenville
 1991 L 4-7 Greenville
 1992 L 0-1 Aiken

USC UPSTATE (12-9)

1986 L 9-11 Spartanburg
 W 18-14 Greenville
 1987 L 6-18 Spartanburg
 1988 L 2-13 Greenville
 1991 W 4-3 Spartanburg
 L 3-7 Greenville
 2011 L 5-8 Spartanburg
 W 4-0 Greenville
 2012 L 3-17 Spartanburg
 W 10-7 Greenville
 2013 W 6-5 Greenville
 W 11-6 Greenville*
 2014 W 13-1 Greenville*
 2015 W 8-2 Greenville*
 W 20-6 Greenville
 2016 L 3-11 Greenville
 L 2-8 Spartanburg
 2017 W 7-4 Spartanburg
 L 7-14 Greenville
 2019 W 7-4 Spartanburg
 W 5-4 Greenville

*Fluor Field

SOUTHERN TECH (1-0)

1980 W 9-6 Atlanta

SOUTHERN WESLEYAN (7-0)

1989 W 8-2 Greenville
 W 15-1 Greenville
 1990 W 5-3 Greenville
 W 8-0 Greenville

1992 W 12-5 Greenville
 1993 W 23-1 Greenville
 1995 W 13-4 Greenville

STETSON (7-14)

1955 L 2-5 Deland
 W 8-5 Deland
 1960 W 8-6 Deland
 1970 L 2-3 Deland
 L 3-4 Deland
 L 2-3 Deland
 1972 L 3-6 Greenville
 1973 L 11-14 Greenville
 W 8-6 Greenville
 1974 L 3-6 Greenville
 W 4-3 Greenville
 1976 W 7-4 Deland
 W 4-2 Deland
 1978 L 2-5 Greenville
 L 5-6 Greenville
 1980 L 6-9 Greenville
 L 3-16 Greenville
 1981 L 1-2 Deland
 L 0-22 Deland
 1991 L 0-16 Deland
 2014 W 3-1 Deland

TAMPA (1-1)

1964 W 4-1 Tampa
 L 1-16 Tampa

TCU (0-1)

2004 L 2-7 Fort Worth

TENNESSEE (2-7)

1925 W 6-2 Greenville
 1956 L 5-8 Greenville
 1957 L 8-9 Knoxville
 L 1-3 Knoxville
 1971 L 6-7 Greenville
 2005 W 3-2 Knoxville
 2007 L 7-12 Knoxville
 2008 L 1-2 Knoxville
 L 2-4 Greenville*

*Fluor Field

TENNESSEE-MARTIN (1-0)

2017 W 11-3 Greenville

TOLEDO (8-3)

1974 W 3-2 Greenville
 L 0-1 Greenville
 L 0-6 Greenville
 1976 W 5-2 Greenville
 W 6-5 Greenville
 1977 L 2-5 Greenville
 W 10-4 Greenville
 2012 W 8-3 Greenville
 W 9-5 Greenville
 W 8-5 Greenville
 2014 W 13-5 Greenville*

*Fluor Field

TRINITY, CONN. (0-1)

1947 L 2-8 Greenville

TROY STATE (0-2)

1994 L 5-7 Troy
 L 7-8 Troy

TULANE (0-3)

2016 L 6-11 New Orleans
 L 6-10 New Orleans
 L 0-8 New Orleans

VALDOSTA STATE (1-1)

1969 L 5-12 Valdosta
 W 7-6 Valdosta

VCU (0-3)

2014 L 9-14 Greenville
 L 7-8 Greenville
 L 2-3 Greenville

VIRGINIA (5-6)

1966 L 11-12 Greenville
 1977 L 2-9 Greenville
 W 5-4 Greenville
 1978 W 6-3 Greenville
 1984 L 3-4 Greenville
 1985 L 11-12 Greenville
 1986 W 7-1 Greenville
 W 5-4 Greenville
 1990 W 4-1 Greenville
 1991 L 1-2 Greenville
 L 3-5 Greenville

VMI (64-32)

1955 L 1-3 Lexington
 1959 W 7-5 Greenville
 W 8-7 Greenville
 1960 W 5-4 Greenville
 W 10-8 Greenville
 1961 L 0-2 Lexington
 1965 W 7-0 Lexington
 W 1-0 Lexington
 1966 L 1-2 Greenville
 W 4-2 Greenville
 1967 L 3-6 Lexington
 L 6-7 Lexington
 1969 W 7-0 Greenville
 W 7-2 Ft. Eustis, Va.
 W 5-4 Ft. Eustis, Va.
 1970 W 4-1 Lexington
 1971 W 2-1 Greenville
 W 4-2 Greenville
 1972 W 5-1 Lexington
 W 4-1 Lexington
 1973 W 3-0 Greenville
 W 7-0 Greenville
 1974 L 2-3 Lexington
 L 2-3 Lexington
 1975 W 9-2 Greenville
 W 10-7 Greenville
 1976 W 4-0 Lexington
 W 4-3 Lexington
 1977 W 9-1 Greenville
 L 2-4 Greenville
 1978 W 13-4 Lexington
 W 4-0 Lexington
 1979 W 18-0 Greenville
 W 9-3 Greenville
 1981 W 4-1 Greenville
 W 5-2 Greenville
 1982 L 10-15 Lexington
 L 5-10 Lexington
 1983 L 8-13 Greenville
 W 3-0 Greenville
 1989 L 5-8 Greenville
 W 7-6 Greenville
 W 7-5 Asheville, N.C.
 1990 L 3-4 Lexington
 W 13-3 Lexington
 W 10-9 Charleston, S.C.
 1991 W 5-3 Greenville
 W 8-6 Greenville
 W 8-3 Charleston, S.C.
 1992 W 17-3 Lexington
 W 11-3 Lexington
 W 7-4 Lexington
 L 3-5 Charleston, S.C.
 1994 L 5-8 Lexington
 L 2-6 Lexington
 L 4-6 Lexington
 1995 W 10-7 Greenville
 W 7-6 Greenville
 L 3-7 Greenville
 1996 W 6-3 Lexington
 W 7-1 Lexington
 W 2-0 Lexington
 1997 W 6-4 Greenville
 W 7-6 Greenville
 W 9-5 Greenville
 1999 W 14-2 Greenville
 W 5-2 Greenville
 L 6-7 Greenville
 2000 W 25-18 Lexington
 L 7-10 Lexington
 W 8-7 Lexington

2001 L 2-5 Greenville
 W 7-4 Greenville
 L 4-6 Greenville
 2002 W 12-0 Lexington
 W 9-6 Lexington
 W 15-5 Lexington
 2003 W 7-1 Lexington
 L 5-8 Lexington
 L 3-4 Lexington
 L 1-2 Charleston, S.C.
 2015 W 7-2 Greenville
 L 10-13 Greenville
 L 13-12 Greenville
 2016 L 6-10 Lexington
 W 15-4 Lexington
 W 3-1 Lexington
 2017 W 4-1 Greenville
 W 8-2 Greenville
 L 7-9 Greenville
 2018 L 1-12 Lexington
 L 7-13 Lexington
 W 19-1 Greenville

VIRGINIA TECH (11-11)

1916 L 11-13 Greenville
 1925 W 11-5 Greenville
 1954 L 1-6 Blacksburg
 L 1-5 Blacksburg
 1957 W 6-3 Blacksburg
 1958 L 4-5 Blacksburg
 1959 L 10-12 Greenville
 L 2-11 Greenville
 1960 W 7-3 Blacksburg
 W 4-1 Blacksburg
 1961 W 2-0 Blacksburg
 1962 L 1-3 Greenville
 1964 W 9-5 Greenville
 W 4-1 Greenville
 1965 W 13-7 Blacksburg
 W 1-0 Blacksburg
 1969 L 3-6 Gastonia, N.C.
 1976 L 2-3 Greenville
 W 5-4 Columbia, S.C.
 1979 L 2-3 Greenville
 1989 L 2-5 Greenville
 W 5-3 Greenville

WAKE FOREST (6-19)

1901 W 9-4 Greenville
 1904 L 2-5 Charlotte, N.C.
 1905 L 5-8 Charlotte, N.C.
 1912 L 3-4 Greenville
 1913 L 2-13 Greenville
 1918 W 3-2 Greenville
 1921 L 2-4 Greenville
 1922 L 2-5 Winston-Salem
 1923 W 5-3 Winston-Salem
 1926 W 3-2 Greenville
 1927 W 4-1 Greenville
 1928 L 1-4 Winston-Salem
 1951 L 4-24 Greenville
 1952 L 0-6 Winston-Salem
 1953 L 6-7 Greenville
 1961 L 3-7 Winter Park, Fla.
 L 5-13 Winter Park, Fla.
 1962 L 5-18 Greenville
 1976 L 5-6 Greenville
 1995 L 3-11 Winston-Salem
 L 1-10 Greenville
 1997 W 11-10 Charleston, S.C.
 2019 L 7-13 Charlotte, N.C.
 L 1-5 Winston-Salem
 L 2-11 Winston-Salem

WARREN WILSON (4-1)

1979 W 24-11 Greenville
 1981 L 11-12 Greenville
 1982 W 13-2 Greenville
 1983 W 4-0 Asheville
 1984 W 14-0 Greenville

WASHINGTON & LEE (2-3)

1948 L 3-10 Greenville
 L 4-9 Greenville
 1954 W 9-4 Greenville

2019 FURMAN PALADINS BASEBALL / Series Results



1955 L 8-11 Greenville
W 2-0 Greenville

WESLEYAN (1-0)

1960 W 1-0 Winter Park, Fla.

WESTERN CAROLINA (54-99)

1968 W 7-5 Greenville

1970 W 4-3 Cullowhee

1971 L 2-4 Greenville

W 2-1 Cullowhee

1972 W 6-5 Cullowhee

1973 L 3-4 Greenville

W 13-4 Cullowhee

1975 L 7-13 Greenville

1976 L 2-12 Cullowhee

W 7-2 Greenville

1977 L 6-7 Cullowhee

L 4-12 Cullowhee

1978 W 11-10 Greenville

1979 L 1-4 Greenville

L 3-4 Cullowhee

1980 L 4-6 Greenville

L 5-7 Cullowhee

1981 L 4-7 Cullowhee

L 8-10 Cullowhee

1982 L 4-7 Greenville

L 2-9 Greenville

1983 L 2-7 Cullowhee

L 3-4 Cullowhee

1984 L 8-10 Greenville

L 2-12 Greenville

L 1-11 Greenville

W 6-5 Cullowhee

L 1-6 Cullowhee

L 2-3 Cullowhee

1985 L 3-5 Cullowhee

L 1-8 Cullowhee

W 10-9 Cullowhee

L 7-9 Greenville

L 2-4 Greenville

L 6-12 Greenville

1986 L 7-11 Greenville

L 3-10 Greenville

L 1-2 Cullowhee

L 1-7 Cullowhee

L 4-15 Cullowhee

1987 W 6-2 Cullowhee

L 4-6 Cullowhee

L 2-5 Cullowhee

W 10-7 Greenville

L 1-10 Greenville

1988 L 5-8 Greenville

L 0-9 Greenville

L 4-6 Cullowhee

L 2-4 Cullowhee

1989 W 3-2 Greenville

L 3-4 Greenville

L 0-10 Greenville

1990 W 7-6 Cullowhee

L 2-5 Cullowhee

L 3-15 Cullowhee

1991 W 11-9 Charleston, S.C.

1992 L 7-14 Cullowhee

L 3-8 Cullowhee

W 8-7 Cullowhee

1993 L 7-23 Cullowhee

L 2-9 Cullowhee

L 6-13 Cullowhee

1994 L 5-6 Greenville

L 3-5 Greenville

L 0-7 Greenville

1995 L 9-10 Cullowhee

W 4-3 Cullowhee

L 8-12 Cullowhee

1996 L 6-12 Greenville

W 12-2 Greenville

L 6-11 Greenville

W 7-4 Charleston, S.C.

1997 L 6-10 Cullowhee

L 3-12 Cullowhee

L 4-10 Cullowhee

L 1-7 Charleston, S.C.

L 9-10 Charleston, S.C.

1998 L 1-7 Cullowhee

L 5-6 Cullowhee

L 4-6 Cullowhee

L 1-2 Charleston, S.C.

1999 L 11-12 Greenville

L 3-13 Greenville

L 9-10 Greenville

L 4-11 Charleston, S.C.

2000 W 24-13 Cullowhee

W 8-5 Cullowhee

W 13-9 Cullowhee

2001 W 11-8 Greenville

W 6-1 Greenville

L 5-7 Greenville

2002 L 3-8 Cullowhee

L 6-7 Cullowhee

L 3-11 Cullowhee

2003 L 2-3 Greenville

L 5-6 Greenville

W 4-2 Greenville

L 1-6 Charleston, S.C.

2004 L 6-9 Cullowhee

L 4-10 Cullowhee

L 6-8 Cullowhee

2005 W 14-2 Greenville

W 12-0 Greenville

W 8-2 Greenville

2006 W 5-4 Cullowhee

L 5-7 Cullowhee

W 10-6 Cullowhee

L 1-14 Charleston, S.C.

2007 W 5-3 Greenville

L 4-12 Greenville

L 5-8 Greenville

2008 W 4-2 Cullowhee

W 13-4 Cullowhee

W 6-5 Cullowhee

2009 L 1-5 Greenville

W 11-10 Greenville

L 4-6 Greenville

W 7-6 Greenville*

2010 L 6-7 Cullowhee

L 7-8 Cullowhee

L 4-18 Cullowhee

2011 L 13-14 Greenville

W 9-8 Greenville

W 14-7 Greenville

2012 L 0-3 Cullowhee

L 2-9 Cullowhee

L 5-11 Cullowhee

W 9-8 Greenville*

2013 W 9-2 Greenville

L 5-8 Greenville

L 3-9 Greenville

2014 L 4-5 Cullowhee

W 9-5 Cullowhee

W 6-1 Cullowhee

W 3-2 Charleston, S.C.

2015 L 4-14 Cullowhee, N.C.

W 5-3 Cullowhee

W 8-3 Cullowhee

W 12-4 Charleston, S.C.

2016 W 11-4 Greenville

W 9-8 Greenville

L 4-10 Greenville

2017 W 6-5 Cullowhee

W 8-7 Cullowhee

W 5-2 Cullowhee

2018 W 13-4 Greenville

L 1-2 Greenville

L 2-5 Greenville

2019 W 9-4 Cullowhee

W 4-3 Cullowhee

L 1-5 Cullowhee

W 9-7 Greenville*

Fluor Field*

WESTERN ILLINOIS (1-2)

2010 W 6-3 Greenville

L 2-7 Greenville

L 9-19 Greenville

WEST VIRGINIA (8-11)

1959 L 1-7 Greenville

L 1-6 Greenville

1960 L 5-6 Greenville

1962 L 2-3 Morgantown

1963 L 2-5 Greenville

L 0-10 Greenville

1964 L 1-5 Morgantown

W 3-2 Morgantown

1965 W 2-1 Greenville

W 3-0 Greenville

1966 L 2-18 Morgantown

L 0-9 Morgantown

1967 W 6-5 Greenville

L 0-6 Greenville

1977 W 11-10 Greenville

2006 W 5-4 Conway, S.C.

2016 W 7-3 Morgantown

W 8-6 Morgantown

L 5-8 Morgantown

WEST VIRGINIA STATE (0-1)

1977 L 8-10 Greenville

WHEATON (1-0)

1982 W 15-3 Greenville

WICHITA STATE (0-3)

2018 L 1-11 Wichita

L 3-14 Wichita

L 1-3 Wichita

WILLIAM & MARY (21-14)

1956 W 1-0 Greenville

L 0-3 Greenville

1957 L 1-5 Williamsburg

W 12-4 Williamsburg

1958 L 0-2 Greenville

W 3-2 Greenville

1960 L 0-3 Williamsburg

W 9-4 Williamsburg

1961 W 5-1 Williamsburg

W 6-2 Williamsburg

1962 W 9-8 Greenville

W 7-4 Greenville

1963 L 3-5 Williamsburg

W 4-3 Williamsburg

1964 W 4-3 Greenville

W 4-0 Greenville

1966 L 0-3 Williamsburg

L 2-6 Williamsburg

1967 L 1-8 Greenville

L 8-11 Greenville

1969 L 1-4 Williamsburg

1970 W 2-1 Greenville

1971 L 1-4 Williamsburg

1972 W 5-2 Greenville

1974 L 1-2 Williamsburg

W 3-1 Williamsburg

1975 W 3-2 Greenville

W 4-1 Greenville

1976 W 5-1 Williamsburg

W 8-4 Williamsburg

1977 W 4-2 Greenville

L 2-3 Greenville

1999 W 5-2 Greenville

2002 W 15-5 Greenville

2004 L 6-9 Conway, S.C.

WILMINGTON COLLEGE (1-0)

1986 W 4-3 Greenville

WINGATE (1-3)

1979 W 3-2 Greenville

1980 L 5-12 Greenville

1981 L 1-9 Greenville

L 3-15 Wingate

WINTHROP (5-22)

1980 L 5-11 Rock Hill

L 8-9 Greenville

1981 W 2-1 Rock Hill

L 5-14 Greenville

1983 L 3-8 Greenville

1984 L 6-10 Rock Hill

1987 L 5-9 Greenville

1992 L 5-6 Greenville

1995 L 10-12 Greenville

1996 L 0-3 Rock Hill

L 5-13 Greenville

1998 L 1-7 Rock Hill

L 0-2 Greenville

1999 L 2-7 Greenville

2003 L 8-11 Greenville

L 5-15 Rock Hill

2004 L 6-11 Greenville

L 6-11 Rock Hill

2011 L 0-10 Rock Hill

W 4-3 Greenville

2012 L 2-5 Rock Hill

2013 L 4-13 Rock Hill

W 6-1 Greenville

2015 L 7-26 Greenville

W 12-0 Rock Hill

2018 W 8-3 Rock Hill

L 4-5 Greenville

WOFFORD (130-82-3)

1897 W 11-3 Greenville

1898 L 13-16 Greenville

W 10-6 Spartanburg

1899 L 2-13 Greenville

1901 W 10-8 Greenville

W 9-0 Spartanburg



W 4-2 Spartanburg
W 3-2 Spartanburg
2012 W 4-3 Greenville
L 10-11 Greenville
W 9-5 Greenville
2013 L 8-10 Spartanburg
W 13-3 Spartanburg
L 0-5 Spartanburg
2014 W 6-5 Greenville
W 5-1 Greenville
2015 W 6-4 Spartanburg
L 2-7 Spartanburg
L 2-3 Spartanburg
L 7-16 Charleston, S.C.
L 0-1 Charleston, S.C.
2016 W 2-0 Greenville
W 5-1 Greenville
L 5-13 Greenville
2017 L 8-9 Spartanburg
L 2-21 Spartanburg
W 12-4 Spartanburg
W 13-3 Greenville
2018 W 4-3 Greenville
L 5-13 Greenville
L 2-5 Greenville
2019 W 7-3 Spartanburg
W 9-3 Spartanburg
L 8-9 Spartanburg

XAVIER (3-2)

2002 L 4-5 Greenville
W 6-1 Greenville
W 9-6 Greenville
2014 L 6-11 Greenville
2015 W 1-0 Greenville

YALE (0-1)

2007 L 7-8 Greenville

2019 FURMAN PALADINS BASEBALL / Year-By-Year Results



1896 (3-1)
M.2420-13 W Clemson.....A
A. 1 7-10 L South Carolina.....H
A. 9-14-11 W Clemson.....H
A.10 10-9 W South Carolina.....A

1897 (2-1)
A. 9 5-4 W South Carolina.....A
A.16 11-3 W Wofford.....H
A.24 7-8 L Mercer.....A

1898 (5-3)
A.16 5-2 W Clemson.....H
A.2113-16 L Wofford.....H
A.23 3-14 L Clemson.....A
M. 6 0-9 L South Carolina.....A
M. 7 11-10 W Erskine.....A
M.12 25-3 W Erskine.....H
M.1415-14 W Clemson.....H
M.20 10-6 W Wofford.....A

1899 (2-2)
A.21 5-7 L South Carolina.....A
A.22 11-5 W College of Charleston..A
M. 4 9-4 W Erskine.....H
... 2-13 L Wofford.....H

1900 (2-4)
A.14 1-5 L Clemson.....H
A.22 6-13 L South Carolina.....H
A.23 3-2 W The Citadel.....A
A.24 6-0 W College of Charleston..A
M. 514-15 L College of Charleston.H
M.10 5-7 L The Citadel.....H

1901 (8-1)
Head Coach: C.M. McGee
M.29 17-3 W Presbyterian.....H
A. 4 10-8 W Wofford.....H
A. 5 9-0 W Wofford.....A
A. 6 11-1 W Erskine.....N1

A. 8 3-12 L Cornell.....H
A.25 9-3 W Bingham.....H
A.29 9-4 W Wake Forest.....H
A.30 38-7 W S.C.C.I.....H
M. 4 11-4 W Erskine.....A
N1 — Greenwood, S.C.

1902 (2-4)
Head Coach: J.R. Sullivan
A. 4 3-7 L Cornell.....H
A.22 0-9 L South Carolina.....A
A.24 10-8 W Erskine.....A
A.25 16-2 W Presbyterian.....H
M. 1 1-14 L Wofford.....A
M. 9 3-11 L Clemson.....H

1903 (1-3)
Head Coach: B.E. Geer
A. 4 19-2 W Kings Mountain Military.H
A.11 1-7 L Erskine.....A
A.13 1-11 L South Carolina.....A
A.14 3-5 L Newberry.....A

1904 (9-3)
Head Coach: W.T. Everett
M.25 8-0 W Newberry.....H
A. 1 16-1 W Presbyterian.....H
A. 4 2-5 L Wake Forest.....N1
A. 5 10-11 L Davidson.....A
A. 9 2-1 W Clemson.....A
A.11 5-1 W Wofford.....H
A.22 11-7 W Davidson.....H
A.25 7-2 W Wofford.....A
A.27 7-1 W Erskine.....A
A.28 5-4 W Newberry.....A
A.29 5-2 W Newberry.....N2
M. 6 1-3 L Duke.....H
N1 — Charlotte, N.C.
N2 — Greenwood, S.C.

1905 (8-4-1)
Head Coach: Bernie McCay
A. 7 6-2 W Erskine.....H
A.11 3-2 W Duke.....H
A.15 4-7 L Georgia.....A
A.20 9-0 W Wofford.....H
A.24 5-8 L Wake Forest.....N1
A.25 0-7 L Duke.....A
A.29 2-2 T Wofford.....A
M. 2 6-4 W Newberry.....H
M. 5 8-1 W Clemson.....H
M.10 2-1 W Clemson.....A
M.11 9-1 W The Citadel.....A
M.16 0-2 L Newberry.....A
M.19 8-6 W Clemson.....H
N1 — Charlotte, N.C.

1906 (6-6-1)
Head Coach: J.C. Osteen
A. 5 7-2 W Erskine.....A
A. 7 7-6 W Clemson.....A
A.12 9-2 W Erskine.....H
A.14 0-2 L Newberry (5).....A
A.18 4-0 W Wofford.....H
A.20 0-1 L Georgia Tech.....A
A.21 3-4 L Georgia Tech.....A
A.23 7-9 L Georgia.....H
A.26 5-5 T Wofford (8).....A
A.27 5-11 L Clemson.....N1
M. 1 4-7 L Georgia Tech.....H
M. 5 4-3 W Clemson.....H
M.14 3-1 W Newberry.....H
N1 — Greenwood, S.C.

1907 (4-7)
Head Coach: James Price
A. 2 2-3 L South Carolina.....H
A. 5 5-0 W Presbyterian.....H
A.13 12-3 W College of Charleston.H
A.15 2-8 L Newberry.....H
A.16 2-5 L South Carolina.....A

A.20 3-8 L Erskine.....H
A.24 1-2 L Wofford.....A
A.26 10-2 W Clemson.....N1
A.27 Erskine.....A
M. 9 4-0 W Wofford.....H
M.11 8-11 L Clemson.....H
M.16 7-9 L Newberry.....H
N1 — Greenwood, S.C.

1908 (2-7-1)
Head Coach: W.L. Laval
A. 6 2-4 L Presbyterian.....H
A. 8 3-3 T South Carolina (12).....H
A.11 1-11 L Clemson.....A
A.14 0-1 L College of Charleston.H
A.16 0-4 L Duke.....H
A.21 1-10 L Mercer.....N1
A.24 2-8 L Clemson.....N2
A.29 4-3 W Wofford.....A
M. 7 0-12 L South Carolina.....A
M.12 4-0 W Newberry.....H
N1 — Augusta, Ga.
N2 — Greenwood, S.C.

1909 (8-4)
Head Coach: T.C. Stouch
A. 1 6-4 W Wofford.....H
A. 5 6-5 W Presbyterian.....H
A. 7 7-6 W North Georgia.....H
A. 9 4-6 L Erskine.....H
A.10 6-7 L Clemson.....H
A.19 4-3 W College of Charleston.H
A.21 9-6 W Wofford.....A
A.22 0-9 L Duke (forfeit).....H
A.30 6-5 W Clemson.....N1
M. 4 11-4 W Wofford.....H
M. 5 5-4 W Presbyterian (11).....A
M. 7 4-5 L Erskine.....A
N1 — Greenwood, S.C.

1910 (4-7)
Head Coach: T.C. Stouch
A. 8 1-6 L Erskine.....H
A. 9 2-0 W Erskine.....H
A.14 2-4 L College of Charleston.H
A.15 5-4 W Wofford.....A
A.18 3-0 W Wofford.....H
A.19 6-3 W Wofford.....H
A.22 0-5 L Clemson.....A
A.23 2-3 L Clemson (11).....A
M. 2 1-4 L Presbyterian.....A
M. 3 0-1 L Presbyterian.....A
M. 5 3-6 L Newberry.....H

1911 (7-5)
Head Coach: Jack Corbett
A. 1 5-0 W College of Charleston.H
A. 7 0-4 L Clemson.....H
A.10 0-5 L Wofford.....A
A.11 4-1 W Wofford.....A
A.17 3-2 W Newberry (10).....H
A.21 2-4 L Wofford.....H
A.24 4-1 W Presbyterian.....H
A.25 6-7 L Presbyterian.....H
M. 1 4-6 L Clemson.....A
M. 4 1-0 W Erskine.....N1
M.12 3-2 W Newberry.....A
M.13 3-2 W Newberry.....A
N1 — Greenwood, S.C.



W.L. Laval

1912 (5-6)
Head Coach: W.L. Laval
A. 1 4-5 L Presbyterian (11).....A
A. 2 4-6 L Presbyterian.....A
A. 4 6-5 W College of Charleston.H
A. 5 6-5 W College of Charleston.H
A. 6 5-3 W College of Charleston.H
A. 9 10-3 W Erskine.....H
A.10 5-6 L Erskine.....H
A.19 3-8 L Clemson.....A
M. 2 3-4 L Wake Forest.....H
M. 3 1-2 L Newberry.....H
M. 6 11-1 W Wofford.....H

1913 (6-4)
Head Coach: W.L. Laval
M.31 8-3 W Presbyterian.....H
A. 1 4-2 W Erskine.....A
A. 7 5-3 W Wofford.....H
A. 8 3-9 L Clemson.....H
A. 9 1-6 L Erskine.....H
A.16 7-6 W College of Charleston.H
A.19 5-4 W Newberry.....H
A.22 12-3 W Elon.....H
A.23 2-13 L Wake Forest.....H
A.26 0-4 L Clemson.....A

1914 (2-8-1)
Head Coach: W.L. Laval
A. 3 6-9 L Presbyterian.....A
A. 6 3-6 L Wofford.....H
A.14 4-4 T Wofford.....A
A.17 2-0 W Erskine.....A
A.18 1-5 L Clemson.....A



1901 Furman Baseball Team (in uniform)— Front Row (l-r): W.T. Everett, J.C. Martin, L.L. Wright. Middle Row: F.G. Lanham, A.T. Sublett, E.B. Rice, L.D. Corbitt, Back Row: C.H. Workman, R.A. Gentry, Ira McTeer.

2019 FURMAN PALADINS BASEBALL / Year-By-Year Results



A.21	10-9	W	Clemson.....	H
A.22	2-10	L	Newberry.....	H
A.23	3-7	L	Presbyterian.....	H
M.7	4-6	L	Wofford.....	A
M.8	2-7	L	Wofford.....	A
M.9	1-5	L	Clemson.....	H

1915 (9-9)

Head Coach: W.L. Laval

M.26	2-3	L	Clemson.....	N1
A.2	4-2	W	College of Charleston	H
A.3	2-10	L	Clemson.....	A
A.9	8-7	W	North Georgia.....	H
A.10	8-5	W	North Georgia.....	H
A.12	12-5	W	Richmond.....	H
A.13	3-2	W	Davidson.....	H
A.16	9-6	W	The Citadel.....	H
A.19	4-6	L	Erskine.....	H
A.22	22-7	W	Presbyterian.....	H
A.23	9-1	W	Newberry.....	H
A.27	1-2	L	Erskine.....	A
A.30	3-4	L	Wofford.....	N2
A.30	3-9	L	Wofford.....	N2
M.10	5-1	W	Presbyterian.....	A
M.15	1-10	L	Clemson.....	H
M.17	2-8	L	Clemson.....	N3
M.18	3-5	L	Clemson.....	N3

N1 — Anderson, S.C.
N2 — Rock Hill, S.C.
N3 — Greenwood, S.C.

1916 (9-6-1)

Head Coach: W.L. Laval

A.1	4-3	W	Elon.....	H
A.8	12-2	W	College of Charleston	H
A.10	15-4	W	The Citadel.....	H
A.11	0-3	L	Maryville.....	H
A.12	12-9	W	Maryville.....	H
A.1511-13	L	Virginia Tech.....	H	
A.18	6-3	W	Presbyterian.....	A
A.19	4-3	W	Clemson.....	H
A.21	2-4	L	Davidson.....	A
A.2211-14	L	Davidson.....	A	
A.25	0-0	T	Clemson (17).....	N1
A.26	2-9	L	Erskine.....	A
A.29	2-3	L	Erskine.....	H
M.3	14-6	W	Newberry.....	A
M.6	8-4	W	Wofford.....	H
M.10	7-6	W	Duke.....	H

N1 — Anderson, S.C.

1917 (2-1-1)

Head Coach: W.L. Laval

A.1	4-3	W	Erskine.....	H
A.4	8-8	T	South Carolina.....	A
A.7	7-4	W	Wofford.....	H
A.10	1-15	L	Clemson.....	A

On April 18, Furman suspends season due to the United States' entry into World War I

1918 (7-6)

Head Coach: W.L. Laval

M.30	1-5	L	Erskine.....	H
	2-9	L	Wofford.....	A
A.12	4-1	W	Wofford.....	A
A.16	4-3	W	Duke.....	H
A.17	0-7	L	Duke.....	H
A.18	3-2	W	Wake Forest (11).....	H
A.20	3-8	L	Clemson.....	H
A.26	20-4	W	Newberry.....	H
M.2	3-1	W	Newberry.....	A
M.3	9-0	W	South Carolina.....	A
M.4	2-9	L	Erskine.....	A
M.9	0-7	L	Clemson (8).....	A
M.10	7-2	W	South Carolina.....	H

1919 (10-11)

Head Coach: W.L. Laval

M.25	2-0	W	Clemson.....	A
M.29	1-5	L	Erskine.....	H
M.31	2-8	L	Oglethorpe.....	H
A.1	9-0	W	Oglethorpe.....	H
A.11	0-4	L	Duke.....	H
A.15	4-3	W	Florida.....	H
A.17	7-5	W	Elon.....	H
A.18	3-1	W	Wofford.....	N1
A.18	3-4	L	Wofford.....	N1
A.19	11-2	W	Presbyterian.....	H
A.22	0-8	L	Alabama.....	H
A.24	3-1	W	South Carolina.....	H
A.25	6-13	L	Georgia Tech.....	H
A.26	3-4	L	Georgia Tech.....	H
A.26	2-4	L	Georgia Tech.....	H
A.30	7-2	W	Wofford.....	A
M.2	3-2	W	Guilford.....	H
M.3	2-1	W	Newberry (12).....	H
M.5	0-1	L	Wofford.....	H
M.7	0-1	L	Newberry (13).....	A
M.9	0-2	L	Erskine.....	A

N1 — Greenwood, S.C.

1920 (11-8)

Head Coach: W.L. Laval

South Carolina Champion

A.3	1-0	W	Auburn.....	H
A.3	0-2	L	Auburn.....	H
A.7	1-4	L	Georgia.....	H
A.8	1-8	L	Davidson.....	A
A.10	5-4	W	Clemson (12).....	H
A.19	1-4	L	Oglethorpe.....	H
A.20	4-2	W	Oglethorpe.....	H
A.22	4-7	L	Erskine.....	A
A.23	6-2	W	Newberry.....	A
A.24	10-8	W	South Carolina.....	A
A.27	10-3	W	Wofford.....	A
A.28	5-2	W	Erskine.....	H
M.4	3-1	W	Davidson.....	H
M.5	2-1	W	Wofford.....	H
M.7	6-1	W	Newberry.....	H
M.13	10-4	W	South Carolina.....	H
M.14	1-12	L	Georgia Tech.....	H
M.15	1-4	L	Georgia Tech.....	H

1921 (13-8)

Head Coach: W.L. Laval

South Carolina Champion

A.2	9-2	W	Newberry.....	H
A.4	4-2	W	Mercer.....	A
A.5	3-4	L	Mercer.....	A
A.6	5-8	L	Georgia.....	A
A.7	2-6	L	Georgia.....	A
A.12	8-10	L	Florida.....	H
A.13	4-1	W	Clemson.....	A
A.18	4-8	L	Auburn.....	H
A.19	4-19	L	Auburn.....	H
A.20	2-1	W	Clemson.....	H
A.21	9-6	W	The Citadel.....	H
A.23	2-4	L	Wake Forest.....	H
A.25	4-3	W	Davidson.....	H
A.26	5-4	W	Erskine.....	A
A.27	3-0	W	Erskine.....	A
A.29	10-4	W	South Carolina.....	A
M.3	9-5	W	North Carolina State	H
M.4	11-7	W	South Carolina.....	H
M.5	8-4	W	Wofford.....	A
M.9	4-3	W	Wofford.....	H

1922 (10-14)

Head Coach: W.L. Laval

M.27	4-2	W	North Carolina State	A
M.28	2-5	L	Wake Forest.....	A
M.29	2-6	L	Elon.....	A
M.30	1-12	L	Duke.....	A
A.1	0-8	L	North Carolina.....	A
A.6	3-2	W	College of Charleston	A
A.7	7-0	W	Erskine.....	H

A.10	5-6	L	Wofford.....	H
A.11	4-9	L	Newberry.....	H
A.15	8-1	W	Clemson.....	H
A.20	0-1	L	Alabama.....	N1
A.22	3-2	W	The Citadel (13).....	H
A.24	6-7	L	Wofford.....	A
A.25	3-10	L	South Carolina.....	N1
A.26	3-2	W	Davidson.....	N2
A.29	10-5	W	Elon.....	H
M.1	5-2	W	Erskine.....	N3
M.2	0-2	L	Newberry.....	A
M.4	5-6	L	South Carolina.....	A
M.5	2-1	W	College of Charleston	A
M.6	0-3	L	The Citadel.....	A
M.11	4-0	W	Clemson.....	H
M.23	0-1	L	Mississippi College.....	H
M.23	1-3	L	Mississippi College.....	H

N1 — Greenwood, S.C.
N2 — Union, S.C.
N3 — Anderson, S.C.

1923 (6-8-1)

Head Coach: W. L. Laval

M.30	0-8	L	Clemson.....	A
M.31	0-3	L	Clemson.....	H
A.4	0-2	L	Duke.....	A
A.6	5-3	W	Wake Forest.....	A
A.7	5-12	L	Richmond.....	A
A.10	3-2	W	Newberry (10).....	H
A.11	8-5	W	Presbyterian.....	H
A.14	1-6	L	Clemson.....	H
A.19	9-1	W	Erskine.....	A
A.20	0-8	L	Newberry.....	A
A.21	7-8	L	South Carolina (11).....	A
A.25	4-3	W	South Carolina.....	H
A.30	3-3	T	Clemson (13).....	A
M.1	3-10	L	Presbyterian.....	A
M.2	5-2	W	The Citadel.....	H

1924 (12-7)

Head Coach: W.L. Laval

M.28	6-4	W	Erskine.....	H
A.2	0-13	L	Alabama.....	A
A.3	3-7	L	Alabama.....	A
A.4	5-2	W	Samford.....	A
A.5	4-0	W	Birmingham Southern	A
A.7	1-15	L	Oglethorpe.....	A
A.8	2-3	L	Oglethorpe.....	A
A.11	8-3	W	Newberry (7).....	A
A.12	6-7	L	Erskine.....	A
A.15	4-1	W	Clemson.....	H
A.16	14-1	W	South Carolina.....	H
A.18	3-1	W	Birmingham Southern	H
A.19	7-2	W	Newberry.....	H
A.21	15-1	W	Penn State.....	H
A.22	11-4	W	Clemson.....	N1
A.2410-11	L	Oglethorpe.....	H	
A.25	1-5	L	Oglethorpe.....	H
A.28	8-5	W	Davidson (12).....	N2
M.3	7-3	W	Clemson.....	A

N1 — Anderson, S.C.
N2 — Chester, S.C.

1925 (14-7)

Head Coach: W.L. Laval

M.25	11-8	W	Georgia.....	A
M.26	8-4	W	Georgia.....	A
M.27	2-12	L	Georgia Tech.....	A
M.28	3-12	L	Georgia Tech.....	A
M.30	5-9	L	Mercer.....	A
M.3115-16	L	Mercer.....	A	
A.7	6-5	W	Erskine.....	H
A.8	16-2	W	South Carolina.....	A
A.11	7-3	W	Clemson.....	A
A.13	3-10	L	Notre Dame.....	H
A.1414-10	W	Notre Dame.....	H	
A.16	4-0	W	Presbyterian.....	H
A.18	0-5	L	Newberry.....	H
A.22	7-4	W	Clemson.....	H
A.23	6-2	W	Tennessee.....	H

A.25	9-0	W	South Carolina.....	H
A.28	6-7	L	Newberry.....	A
A.29	10-5	W	Presbyterian.....	A
M.4	18-3	W	Erskine.....	H
M.5	4-2	W	Auburn.....	N1
M.7	11-5	W	Virginia Tech.....	H

N1 — Anderson, S.C.

1926 (15-3)

Head Coach: W.L. Laval South Carolina Champions

M.25	9-5	W	Clemson.....	A
M.27	2-1	W	Clemson.....	H
A.1	11-0	W	Newberry.....	H
A.3	11-3	W	Erskine.....	H
A.9	3-2	W	Wake Forest.....	H
A.14	9-2	W	Erskine.....	A
A.15	7-0	W	Presbyterian.....	A
A.17	6-0	W	The Citadel.....	A
A.19	4-1	W	South Carolina.....	A
A.20	8-3	W	North Carolina State	H
A.21	10-3	W	Davidson.....	H
A.24	30-7	W	The Citadel.....	N1
A.27	4-6	L	Newberry.....	A
A.28	8-5	W	South Carolina.....	N2
M.1	5-6	L	Oglethorpe.....	A
M.2	1-3	L	Oglethorpe.....	A
M.6	8-7	W	Duke (12).....	H
M.12	12-2	W	Presbyterian.....	H

N1 — Anderson, S.C.
N2 — Chester, S.C.

1927 (8-11)

Head Coach: W.L. Laval

M.23	4-8	L	Ohio State.....	H
M.26	8-15	L	Erskine.....	H
A.6	7-8	L	Oglethorpe.....	A
A.7	6-7	L	Oglethorpe.....	A
A.8	5-13	L	Davidson.....	H
A.9	10-9	W	South Carolina (10).....	H
A.11	4-1	W	Wake Forest.....	H
A.13	9-4	W	Erskine.....	A
A.19	4-2	W	Newberry.....	H
A.21	6-7	L	Presbyterian.....	A
A.22	11-0	W	College of Charleston	A
A.23	2-0	W	The Citadel.....	A
A.25	4-5	L	The Citadel.....	A
A.26	6-7	L	South Carolina.....	A
A.27	5-6	L	Clemson.....	A
A.29	9-6	W	Presbyterian.....	H
M.5	1-3	L	Newberry.....	A
M.7	5-16	L	Davidson.....	A
M.12	2-1	W	Clemson (10).....	H



A.P. McLeod

1928 (7-8)

Head Coach: A.P. McLeod

A.2	8-0	W	Erskine.....	H
A.6	4-6	L	Presbyterian.....	H
A.12	18-4	W	South Carolina.....	N1
A.13	8-7	W	Oglethorpe.....	H
A.14	4-2	W	Oglethorpe.....	H
A.16	0-12	L	North Carolina State	A
A.17	1-4	L	Wake Forest.....	A

A.18	4-3	W	Duke.....	A
A.19	5-4	W	Catawba.....	A
A.24	0-11	L	Wofford.....	H
A.26	5-11	L	South Carolina.....	N2
A.28	20-4	W	The Citadel.....	A
A.30	6-8	L	Clemson (10).....	H
M.3	0-7	L	Presbyterian.....	A
M.9				

2019 FURMAN PALADINS BASEBALL / Year-By-Year Results



A.15	8-11	L	South CarolinaH
A.19	3-1	W	ErskineA
A.22	2-10	L	PresbyterianA
A.24	4-4	T	Clemson (10)H
A.26	11-3	W	WoffordH
A.30	4-6	L	NewberryA
M.1	8-9	L	South CarolinaA
M.7	2-3	L	ClemsonA
M.7	0-1	L	Clemson (7)A

1936

(No Intercollegiate Games Played)

1937 (5-8)

Head Coach: A.P. McLeod

A.6	0-13	L	PresbyterianH
A.10	2-8	L	South CarolinaH
A.12	1-3	L	PresbyterianA
A.16	5-2	W	ClemsonA
A.20	9-3	W	The CitadelH
A.21	5-13	L	The CitadelH
A.27	6-7	L	NewberryH
M.4	3-6	L	ErskineH
M.5	1-7	L	WoffordA
M.7	2-0	W	ErskineA
M.8	9-8	W	WoffordH
M.10	8-14	L	ClemsonH
M.12	8-5	W	NewberryA

1938 (9-7)

Head Coach: A.P. McLeod

A.4	5-4	W	The CitadelA
A.5	2-16	L	The CitadelA
A.13	6-5	W	WoffordH
A.15	6-12	L	DavidsonH
A.19	0-1	L	ErskineA
A.25	7-2	W	ErskineH
A.26	8-9	L	NewberryA
A.28	14-7	W	ClemsonH
A.29	5-9	L	PresbyterianA
M.2	4-3	W	WoffordA
M.4	6-1	W	South CarolinaH
M.6	10-9	W	PresbyterianH
M.9	12-2	W	NewberryH
M.10	2-12	L	DavidsonA
M.11	6-4	W	ClemsonA
M.14	1-12	L	South CarolinaA

1939 (9-5-1)

Head Coach: A.P. McLeod

A.7	7-5	W	OhioH
A.10	0-1	L	NewberryA
A.12	6-6	T	PresbyterianH
A.14	14-5	W	DavidsonH
A.19	19-5	W	South CarolinaH
A.21	3-6	L	OglethorpeH
A.22	13-5	W	OglethorpeH
A.24	11-1	W	The CitadelH
A.29	15-1	W	WoffordH
M.1	3-2	W	ErskineH
M.3	3-4	L	PresbyterianA
M.5	5-0	W	DavidsonA
M.9	5-3	W	South CarolinaA
M.11	7-9	L	ClemsonH
M.13	4-8	L	ClemsonA

1940 (7-8-1)

Head Coach: A.P. McLeod

A.5	6-13	L	OhioH
A.8	6-5	W	The CitadelA
A.9	11-8	W	The CitadelA
A.11	6-7	L	ErskineA
A.13	10-5	W	DavidsonH
A.16	1-5	L	NewberryA
A.1813-13	T	Clemson (9)H	
A.23	4-6	L	South CarolinaH
A.24	2-1	W	WoffordH
A.26	3-8	L	OglethorpeA
A.27	3-7	L	OglethorpeA
A.29	4-7	L	ErskineH

A.30	5-3	W	WoffordA
M.2	9-16	L	ClemsonA
M.3	17-3	W	NewberryH
M.6	15-4	W	South CarolinaN1
N1			Florence, S.C.	

1941 (8-4)

Head Coach: A.P. McLeod

A.2	9-6	W	ErskineA
A.8	5-0	W	South CarolinaH
A.11	0-9	L	ClemsonA
A.15	2-0	W	PresbyterianA
A.16	13-4	W	WoffordH
A.18	7-5	W	ClemsonH
A.1911-10	W	NewberryH	
A.2219-11	W	DavidsonA	
A.29	4-6	L	South CarolinaA
A.30	3-4	L	NewberryA
M.1	7-8	L	WoffordA
M.3	12-4	W	DavidsonH

1942 (4-10)

Head Coach: A.P. McLeod

...	13-19	L	DukeH
A.7	5-10	L	South CarolinaH
A.11	7-8	L	NewberryA
A.14	1-15	L	PresbyterianA
A.16	8-3	W	WoffordH
A.21	8-11	L	ErskineH
A.22	6-13	L	PresbyterianH
A.2712-11	W	Clemson (10)H	
A.29	4-20	L	South CarolinaA
M.1	12-8	W	ErskineA
M.4	1-6	L	NewberryH
M.6	7-1	W	ClemsonA
M.7	6-14	L	WoffordA

1943 (3-5)

Head Coach: Pepper Martin

A.3	1-0	W	PresbyterianH
A.8	4-21	L	ClemsonH
A.10	2-8	L	PresbyterianA
A.13	19-6	W	DavidsonH
A.1512-13	L	ClemsonA	
A.17	6-8	L	NewberryH
A.29	2-8	L	ClemsonA
M.1	10-7	W	DavidsonA

1944-45

(No Intercollegiate Games Played)



Lyles Alley

1946 (9-9, 3-5 SoCon)

Head Coach: Lyles Alley

A.1	7-8	L	GeorgiaA
A.2	6-17	L	GeorgiaA
A.5	3-8	L	South CarolinaA
A.6	6-10	L	South CarolinaA
A.8	9-7	W	DavidsonH
A.12	5-2	W	NewberryH
A.16	7-5	W	GeorgiaH
A.17	1-2	L	GeorgiaH
A.18	22-3	W	Mars HillH
A.23	2-4	L	ClemsonH

A.26	4-5	L	DavidsonA
A.29	12-2	W	ErskineA
M.8	11-2	W	NewberryH
M.10	7-5	W	ErskineH
M.13	1-2	L	ClemsonA
M.1713-17	L	WoffordH	
M.17	9-0	W	South CarolinaH
M.18	9-6	W	South CarolinaH

1947 (8-10, 4-6 SoCon)

Head Coach: Lyles Alley

M.26	8-7	W	North Carolina StateH
M.31	2-8	L	Trinity (Conn.)H
A.1	1-3	L	NewberryA
A.12	7-1	W	WoffordH
A.18	9-8	W	GeorgiaH
A.19	8-6	W	DavidsonA
A.22	3-7	L	PresbyterianH
A.25	7-10	L	South CarolinaH
A.26	6-5	W	South CarolinaH
A.2810-15	L	NewberryH	
M.1	5-4	W	PresbyterianA
M.5	7-19	L	ClemsonA
M.6	7-4	W	ClemsonH
M.9	2-15	L	South CarolinaA
M.1010-13	L	South CarolinaA	
M.13	6-9	L	ClemsonH
M.14	3-13	L	ClemsonH
M.17	8-5	W	WoffordA

1948 (14-10, 7-9 SoCon)

Head Coach: Lyles Alley

A.2	3-10	L	Washington & LeeH
A.3	4-9	L	Washington & LeeH
A.5	1-0	W	GeorgiaH
A.6	7-6	W	DavidsonH
A.10	2-10	L	North CarolinaH
A.13	3-8	L	GeorgiaA
A.15	2-3	L	North CarolinaA
A.16	7-14	L	North Carolina StateA
A.19	6-7	L	ClemsonA
A.21	8-5	W	NewberryA
A.23	7-11	L	South CarolinaH
A.24	4-3	W	South CarolinaH
A.26	19-7	W	WoffordH
A.28	11-8	W	ClemsonH
A.29	17-1	W	PresbyterianA
M.1	0-11	L	DavidsonA
M.3	3-1	W	ClemsonA
M.5	4-2	W	NewberryH
M.10	4-5	L	ClemsonH
M.12	6-0	W	PresbyterianH
M.14	9-8	W	South CarolinaA
M.15	8-3	W	South CarolinaA
M.18	4-2	W	WoffordA
M.19	1-0	W	The CitadelH

1949 (7-12-1, 5-8-1 SoCon)

Head Coach: Lyles Alley

M.26	0-1	L	GeorgiaH
M.29	7-5	W	DavidsonH
M.30	8-1	W	NewberryH
A.7	4-3	W	George Washington (6)A
A.8	5-6	L	George WashingtonA
A.13	5-8	L	WoffordA
A.15	5-5	T	The CitadelA
A.16	11-5	W	The CitadelA
A.19	6-9	L	ClemsonA
A.2311-12	L	South CarolinaA	
A.23	1-11	L	South CarolinaA
A.24	4-0	W	WoffordH
A.27	3-16	L	ClemsonH
M.2	5-6	L	Clemson (10)A
M.3	7-3	W	NewberryA
M.6	10-9	W	The CitadelH
M.10	3-4	L	Clemson (12)H
M.11	5-6	L	Georgia (10)A
M.13	4-1	W	South CarolinaH
M.14	3-9	L	South CarolinaH

1950 (8-13, 7-7 SoCon)

Head Coach: Woody Johnson

M.25	0-8	L	GeorgiaH
M.2721-11	W	PresbyterianH	
M.29	3-12	L	NewberryA
A.5	2-5	L	NewberryH
A.14	8-7	W	The CitadelA
A.15	9-8	W	The Citadel (11)A
A.17	7-6	W	DavidsonH
A.18	0-12	L	ClemsonA
A.20	4-10	L	WoffordA
A.2112-11	W	South CarolinaH	
A.22	15-0	L	South CarolinaH
A.2414-11	W	DavidsonA	
A.26	3-10	L	ClemsonH
A.27	6-12	L	PresbyterianA
M.2	6-21	L	ClemsonA
M.5	13-2	W	The CitadelH
M.6	7-4	W	The CitadelH
M.8	3-9	L	WoffordH
M.9	7-11	L	ClemsonH
M.12	2-3	L	South CarolinaA
M.13	5-11	L	South CarolinaA

1951 (10-12, 7-9 SoCon)

Head Coach: Lyles Alley

M.20	5-7	L	Boston UniversityH
M.22	0-2	L	South CarolinaH
M.23	10-4	W	South CarolinaH
A.3	5-4	W	WoffordH
A.6	8-6	W	DavidsonH
A.9	0-10	L	NewberryH
A.14	0-12	L	NewberryA
A.1713-26	L	ClemsonA	
A.21	6-2	W	South CarolinaA
A.21	10-8	W	South CarolinaA
A.2311-14	L	The CitadelH	
A.23	3-2	W	The CitadelH
A.25	8-10	L	ClemsonH
A.27	0-9	L	North Carolina StateA
A.28	4-5	L	North CarolinaA
A.30	1-6	L	ClemsonA
M.2	12-5	W	WoffordH
M.4	4-24	L	Wake ForestH
M.5	8-2	W	DavidsonH
M.8	2-12	L	ClemsonH
M.12	7-5	W	The CitadelH
M.12	9-5	W	The CitadelA

1952 (7-14, 6-9 SoCon)

Head Coach: Lyles Alley

M.26	1-6	L	DukeH
M.27	1-4	L	DukeH
A.3	8-1	W	DavidsonH
A.5	13-5	W	The CitadelA
A.5	4-3	W	The CitadelA
A.7	4-5	L	NewberryH
A.17	2-7	L	South CarolinaA
A.17	6-9	L	South CarolinaA
A.18	5-20	L	DukeA
A.19	0-6	L	Wake ForestA
A.22	2-4	L	ClemsonA
A.25	4-11	L	North Carolina StateH
A.29	5-4	W	Clemson (15)H
A.31	3-6	L	DavidsonA
M.2	3-7	L	WoffordA
M.5	11-12	L	Clemson (10)A
M.5	4-5	L	Clemson (7)A
M.10	10-7	W	The CitadelH
M.10	10-0	W	The CitadelH
M.12	7-4	W	WoffordH
M.14	1-7	L	NewberryA

2019 FURMAN PALADINS BASEBALL / Year-By-Year Results



1957 (11-11, 5-3 SoCon/2nd)

Head Coach: Bill Kerr

M.23	6-8	L	The Citadel.....	H
M.27	6-3	W	Presbyterian.....	A
M.29	0-10	L	Richmond.....	A
M.30	1-5	L	William & Mary.....	A
M.30	12-4	W	William & Mary.....	A
A. 3	6-3	W	Virginia Tech.....	A
A. 6	3-6	L	Clemson.....	A
A.10	7-6	W	The Citadel.....	A
A.12	5-6	L	Erskine (13).....	H
A.13	3-0	W	Georgia Southern.....	H
A.16	4-2	W	Davidson.....	H
A.17	2-3	L	Wofford (11).....	H
A.19	6-1	W	North Carolina.....	H
A.20	9-2	W	Erskine.....	A
A.22	8-9	L	Tennessee.....	A
A.23	1-3	L	Tennessee.....	A
A.30	1-0	W	Presbyterian.....	H
M. 1	5-3	W	Clemson.....	H
M. 3	12-4	W	Davidson.....	A
M. 7	5-10	L	Newberry.....	H
M. 9	4-6	L	Newberry (15).....	N1
M.10	0-7	L	Wofford.....	A

N1 — Chapin, S.C.

1958 (7-12, 3-5 SoCon/7th)

Head Coach: Dixie Howell

M.27	1-9	L	Clemson.....	H
M.29	1-10	L	Presbyterian.....	A
A. 1	0-2	L	William & Mary (7).....	H
A. 1	3-2	W	William & Mary (7).....	H
A. 3	4-0	W	Erskine.....	A
A. 9	3-4	L	Georgia Southern.....	A
A.12	4-16	L	Georgia Southern.....	A
A.16	3-5	L	Newberry.....	H
A.23	5-6	L	Wofford.....	H
A.26	7-2	W	The Citadel.....	A
A.30	7-2	W	Presbyterian.....	H
M. 3	2-3	L	Davidson (13).....	A
M. 3	12-7	W	Davidson (7).....	A
M. 8	6-11	L	Clemson.....	A
M. 9	11-6	W	Wofford.....	A
M.11	6-8	L	The Citadel.....	H
M.13	6-5	W	Erskine.....	H
M.15	4-5	L	Virginia Tech.....	A
M.16	9-16	L	George Washington.....	A

1959 (8-12, 4-5 SoCon/4th)

Head Coach: Dixie Howell

M.16	1-0	W	Pembroke.....	H
M.25	2-7	L	Massachusetts.....	H
M.27	1-7	L	West Virginia.....	H
M.28	1-6	L	West Virginia.....	H
A. 3	10-12	L	Virginia Tech.....	H
A. 3	2-11	L	Virginia Tech.....	H
A. 4	4-6	L	Clemson.....	H
A. 7	4-9	L	Wofford.....	A
A.11	7-5	W	VMI (7).....	H
A.11	8-7	W	VMI (7).....	H
A.16	7-4	W	Georgia Southern (10).....	A
A.17	1-20	L	Georgia Southern.....	A
A.21	2-3	L	Wofford.....	H
A.28	1-0	W	Davidson.....	H
M. 1	2-13	L	The Citadel.....	A
M. 2	10-4	W	The Citadel.....	A
M. 6	1-2	L	Pembroke.....	A
M.12	1-10	L	Clemson.....	A
M.15	9-3	W	Georgia Southern.....	H
M.16	3-2	W	Georgia Southern.....	H

1960 (15-9-1, 6-4 SoCon/4th)

Head Coach: Dixie Howell

M.22	10-15	L	Pembroke.....	H
M.26	4-3	W	Georgia Southern (10).....	A
M.29	1-2	L	Miami (Fla.).....	A
M.30	3-6	L	Miami (Fla.).....	A
M.31	10-5	W	Wesleyan (Conn.).....	N1
M.31	4-13	L	Rollins.....	A
A. 1	5-5	T	Rollins.....	A

A. 2	8-6	W	Stetson.....	A
A. 5	6-5	W	Wofford.....	H
A. 9	11-3	W	Newberry.....	H
A.11	8-5	W	South Carolina.....	A
A.15	5-6	L	West Virginia.....	H
A.19	4-5	L	Newberry.....	H
A.22	7-3	W	Virginia Tech.....	A
A.22	4-1	W	Virginia Tech.....	A
A.23	5-4	W	VMI.....	A
A.22	10-8	W	VMI.....	A
A.26	18-12	W	Wofford.....	A
A.30	6-1	W	Davidson.....	H
M. 2	0-3	L	William & Mary.....	A
M. 2	9-4	W	William & Mary.....	A
M. 6	2-11	L	The Citadel.....	H
M. 7	6-11	L	The Citadel.....	H
M.13	6-4	W	Clemson.....	A
M.14	4-3	W	Clemson.....	H

N1 — Winter Park, Fla.

1961 (15-10, 7-3 SoCon/3rd)

Head Coach: Mack Erwin

M.22	8-4	W	Newberry.....	H
M.25	7-0	W	Newberry.....	A
M.27	9-7	W	Wofford.....	H
A. 1	5-0	W	George Washington.....	H
A. 3	3-7	L	Wake Forest.....	N1
A. 3	3-6	L	Rollins.....	A
A. 4	5-13	L	Wake Forest.....	N1
A. 5	2-4	L	Rollins.....	A
A. 6	6-7	L	Florida Southern (11).....	A
A. 7	5-9	L	Florida Southern.....	A
A. 8	6-5	W	Florida Southern.....	A
A.11	9-14	L	Clemson.....	A
A.14	4-1	W	Davidson.....	H
A.14	8-0	W	Davidson.....	H
A.17	5-1	W	William & Mary.....	A
A.17	6-2	W	William & Mary.....	A
A.18	11-21	L	Richmond.....	A
A.24	14-4	W	Wofford.....	A
A.28	5-6	L	The Citadel.....	H
A.29	15-14	W	The Citadel.....	H
M. 2	8-7	W	South Carolina (12).....	H
M. 6	0-2	L	VMI.....	A
M.13	7-0	W	Rollins.....	H
M.15	5-4	W	Clemson (6).....	H
M.20	2-0	W	Virginia Tech.....	A

N1 — Winter Park, Fla.

1962 (12-9, 6-3 SoCon/3rd)

Head Coach: Bobby Jennings

M.27	5-3	W	Newberry.....	H
M.29	15-5	W	Wofford.....	H
A. 2	7-2	W	Florida State.....	A
A. 3	6-18	L	Florida State (7).....	A
A. 4	2-3	L	Florida.....	A
A. 4	5-11	L	Florida.....	A
A. 9	9-8	W	William & Mary (7).....	H
A. 9	7-4	W	William & Mary (7).....	H
A.14	5-2	W	Newberry.....	H
A.18	10-3	W	Davidson (7).....	A
A.18	10-2	W	Davidson (7).....	A
A.19	5-18	L	Wake Forest.....	H
A.25	5-2	W	South Carolina.....	A
A.28	2-3	L	West Virginia.....	A
A.30	4-7	L	George Washington.....	A
M. 2	3-7	L	Clemson.....	A
M. 7	10-1	W	Wofford.....	A
M.10	1-3	L	Virginia Tech.....	H
M.15	1-11	L	Clemson.....	H
M.18	13-11	W	The Citadel.....	A
M.19	13-12	W	The Citadel.....	A



Jack Powers

1963 (7-16-2, 3-7 SoCon/7th)

Head Coach: Jack Powers

M.28	11-11	T	Cornell.....	H
M.30	9-4	W	Wofford.....	H
A. 1	7-12	L	Florida.....	A
A. 2	1-2	L	Florida (10).....	A
A. 3	1-1	T	Rollins (12).....	A
A. 4	4-3	W	Rollins.....	A
A. 5	3-13	L	Florida State.....	A
A. 6	2-9	L	Florida State.....	A
A.10	6-3	W	South Carolina.....	H
A.11	4-9	L	George Washington.....	H
A.14	2-5	L	West Virginia.....	A
A.14	0-5	L	West Virginia.....	H
A.16	0-11	L	North Carolina.....	H
A.20	1-4	L	Davidson.....	H
A.20	4-3	W	Davidson.....	H
A.22	8-3	W	Presbyterian.....	A
A.26	2-3	L	Richmond.....	A
A.27	3-5	L	William & Mary.....	A
A.27	4-3	W	William & Mary.....	A
M. 3	2-3	L	Wofford.....	A
M. 7	5-6	L	Clemson.....	H
M.10	5-0	W	The Citadel.....	A
M.11	0-6	L	The Citadel.....	A
M.13	2-5	L	Presbyterian.....	H
M.15	6-11	L	Clemson.....	A

1964 (17-11, 10-3 SoCon/2nd)

Head Coach: Jack Powers

M.24	4-2	W	South Carolina.....	A
M.26	1-14	L	Kent State.....	H
M.30	5-4	W	Florida Southern.....	H
M.31	0-11	L	Florida Southern.....	A
A. 1	4-1	W	Tampa.....	A
A. 2	1-16	L	Tampa.....	A
A. 3	3-6	L	Georgia Tech.....	A
A. 4	3-4	L	Georgia Tech.....	A
A. 9	3-4	L	South Carolina.....	H
A.10	4-3	W	William & Mary (7).....	H
A.10	4-0	W	William & Mary (8).....	H
A.15	4-0	W	Davidson (7).....	A
A.15	5-6	L	Davidson (7).....	A
A.17	9-3	W	Presbyterian.....	A
A.18	6-8	L	Wofford (10).....	H
A.20	13-0	W	Richmond.....	H
A.23	13-2	W	Wofford.....	A
A.29	9-5	W	Virginia Tech.....	H
A.29	4-1	W	Virginia Tech.....	H
A.30	5-0	W	Presbyterian.....	H
M. 2	1-5	L	West Virginia (7).....	A
M. 2	3-2	W	West Virginia (7)*.....	A
M. 4	4-0	W	George Washington.....	A
M. 4	3-5	L	George Washington.....	A
M. 6	0-1	L	Clemson.....	H
M. 8	1-0	W	The Citadel.....	A
M. 9	6-5	W	The Citadel.....	A
M.13	10-9	W	Clemson.....	A

* Snaps WVU 18-game winning streak.

1965 (12-14, 9-2 SoCon/1st)

SoCon Champion
Head Coach: Jack Powers

M.29	4-7	L	Florida Southern.....	A
M.30	5-12	L	Florida Southern.....	A
A. 1	5-6	L	Miami (Fla.).....	A
A. 2	2-14	L	Miami (Fla.).....	A
A. 3	3-7	L	Miami (Fla.).....	A
A. 6	9-11	L	Clemson.....	A
A. 8	7-6	W	Davidson.....	H
A. 8	5-2	W	Davidson.....	H
A.14	10-0	W	Wofford.....	H
A.17	2-1	W	West Virginia.....	H
A.17	3-0	W	West Virginia.....	H
A.20	0-8	L	North Carolina.....	H
A.24	2-3	L	Richmond.....	A
M. 1	0-2	L	Georgia Tech.....	H
M. 6	5-4	W	The Citadel.....	H
M. 6	4-5	L	The Citadel.....	H
M. 8	2-3	L	Wofford (10).....	H
M.10	7-0	W	VMI.....	A
M.10	1-0	W	VMI.....	A
M.11	13-7	W	Virginia Tech.....	A
M.11	1-0	W	Virginia Tech.....	A
M.15	3-4	L	Clemson.....	H

NCAA District 3 Playoffs (Gastonia, N.C.)

M.27	5-4	W	Maryland (12).....	A
M.27	5-2	W	Mississippi State.....	A
M.29	1-2	L	Florida State.....	A
M.29	5-7	L	Florida State.....	A

1966 (4-26, 2-13 SoCon/9th)

Head Coach: Jack Powers

M.24	11-12	L	Virginia.....	H
M.26	3-1	W	Belmont Abbey.....	H
M.28	3-10	L	Wofford.....	A
M.30	1-8	L	South Carolina.....	H
A. 1	3-16	L	Ohio.....	H
A. 2	5-11	L	Ohio.....	H
A. 9	0-6	L	Georgia Tech.....	A
A.11	3-6	L	Florida.....	A
A.13	4-6	W	Miami (Fla.).....	N1
A.13	2-15	L	Florida State.....	A
A.16	0-6	L	Jacksonville.....	A
A.16	3-9	L	Jacksonville.....	A
A.18	0-3	L	Richmond.....	H
A.18	0-2	L	Richmond.....	H
A.20	3-4	L	The Citadel.....	H
A.25	6-18	L	Clemson.....	A
A.29	0-3	L	William & Mary.....	A
A.29	2-6	L	William & Mary.....	A
A.30	0-3	L	East Carolina.....	A
A.30	2-6	L	East Carolina.....	A
M. 4	5-6	L	Wofford (11).....	H
M. 7	3-19	L	George Washington.....	A
M. 7	3-10	L	George Washington.....	A
M. 9	2-18	L	West Virginia.....	A
M. 9	0-9	L	West Virginia.....	A
M.12	1-2	L	VMI.....	H
M.12	4-2	W	VMI.....	H
M.14	3-6	L	Davidson.....	A
M.14	6-0	W	Davidson.....	A
M.17	3-6	L	Clemson.....	H

N1 — Tallahassee, Fla.

1967 (8-19, 6-8 SoCon/6th)

Head Coach: Lyles Alley

M.16	3-4	L	Kentucky.....	H
M.18	2-9	L	South Carolina.....	A
M.21	7-2	W	Earlham.....	H
M.25	6-5	W	West Virginia.....	H
M.25	0-6	L	West Virginia.....	H
M.27	1-11	L	Miami (Fla.).....	A
M.28	2-6	L	Miami (Fla.).....	A
M.28	4-7	L	Miami (Fla.).....	A
M.29	0-7	L	Michigan State.....	N1
A. 3	1-8	L	William & Mary.....	H
A. 3	8-11	L	William & Mary.....	H
A. 5	3-7	L	Clemson.....	H

A. 8	6-7	L	Wofford.....	A
A.12	7-3	W	Georgia Tech.....	A
A.17	5-6	L	Clemson.....	A
A.19	10-11	L	Wofford.....	H
A.22	8-1	W	Davidson.....	H
A.22	9-0	W	Davidson.....	H
A.27	1-6	L	Georgia Tech.....	H
A.29	3-6	L	VMI.....	A
A.29	6-7	L	VMI (10).....	A
M. 1	4-5	L	Richmond.....	A
M. 1	3-5	L	Richmond.....	A
M. 6	2-1	W	East Carolina.....	H
M. 6				

2019 FURMAN PALADINS BASEBALL / Year-By-Year-Results



A. 4	10-6	W	North Carolina.....	H
A. 7	2-8	L	Florida State.....	A
A. 8	2-7	L	Florida State.....	A
A. 9	5-12	L	Valdosta State.....	A
A. 10	7-6	W	Valdosta State.....	A
A. 11	2-5	L	Georgia Southern.....	A
A. 12	0-7	L	Georgia Southern.....	A
A. 16	8-4	W	East Tennessee State.....	H
A. 22	9-2	W	Davidson.....	A
A. 22	5-5	T	Davidson.....	A
A. 24	3-8	L	Georgia Tech.....	H
A. 26	3-10	L	Clemson.....	H
A. 28	9-0	W	The Citadel.....	H
A. 28	7-4	W	The Citadel.....	H
A. 31	5-2	W	Wofford.....	H
A. 31	0-5	L	Wofford.....	H
M. 2	1-4	L	William & Mary.....	A
M. 3	3-4	L	George Washington.....	A
M. 6	7-5	W	Oglethorpe.....	H
M. 8	2-1	W	The Citadel.....	A
M. 8	0-1	L	The Citadel.....	A
M. 10	4-3	W	East Carolina.....	A
M. 10	1-0	W	East Carolina.....	A

Southern Conference Playoffs (Fort Eustis, Virginia)

7-2	W	VMI
5-4	W	VMI
NCAA District 3 Playoffs (Gastonia, N.C.)		
0-3	L	North Carolina
3-6	L	Virginia Tech

1970 (18-11-2, 9-6-1 SoCon/2nd)

Head Coach: Tom Wall

M. 3	9-5	W	Florida Southern.....	A
M. 4	0-6	L	Florida Southern.....	A
M. 5	2-3	L	Stetson.....	A
M. 6	3-4	L	Stetson.....	A
M. 7	2-3	L	Stetson.....	A
M. 17	8-1	W	South Carolina.....	H
M. 23	6-6	T	Mount Union.....	H
M. 24	17-8	W	Mount Union.....	H
M. 26	8-2	W	Cleveland State.....	H
M. 28	8-7	W	Milligan.....	H
M. 28	8-0	W	Milligan.....	H
M. 30	4-3	W	Western Carolina.....	A
A. 4	9-1	W	Davidson.....	H
A. 4	8-1	W	Davidson.....	H
A. 7	4-7	L	The Citadel.....	H
A. 7	1-1	T	The Citadel.....	H
A. 11	1-4	L	East Carolina.....	A
A. 11	5-4	W	East Carolina.....	A
A. 14	4-7	L	Davidson.....	A
A. 14	5-0	W	Davidson.....	A
A. 16	3-9	L	Georgia Tech.....	A
A. 18	0-3	L	George Washington.....	H
A. 20	2-1	W	William & Mary.....	H
A. 22	18-6	W	Wofford.....	H
A. 25	4-1	W	VMI.....	A
A. 27	6-3	W	Richmond.....	A
A. 29	2-0	W	East Carolina.....	H
A. 29	0-6	L	East Carolina.....	H
M. 2	5-6	L	The Citadel.....	A
M. 2	2-0	W	The Citadel.....	A
M. 5	5-4	W	Wofford.....	A

1971 (21-12, 11-5 SoCon/T1st)

SoCon Co-Champion

Head Coach: Tom Wall

M. 16	6-7	L	Tennessee.....	H
M. 17	0-3	L	Marietta.....	H
M. 18	13-5	W	Marietta.....	H
M. 20	13-2	W	Georgia State.....	H
M. 20	7-6	W	Georgia State.....	H
M. 22	9-0	W	East Tennessee State.....	H
M. 24	2-4	L	Western Carolina.....	H
M. 30	2-1	W	VMI.....	H
M. 30	4-2	W	VMI.....	H
A. 1	1-3	L	Richmond.....	H
A. 1	3-2	W	Richmond.....	H

A. 3	12-4	W	Duke.....	H
A. 7	13-8	W	Morris Harvey.....	H
A. 8	7-1	W	Morris Harvey.....	H
A. 11	2-1	W	Western Carolina.....	A
A. 13	9-15	L	Atlanta Baptist.....	A
A. 16	5-3	W	Davidson (7).....	H
A. 16	2-0	W	Davidson (7).....	H
A. 19	5-7	L	Atlanta Baptist.....	H
A. 20	12-14	L	Jacksonville.....	H
A. 21	10-11	L	Jacksonville.....	H
A. 24	3-2	W	East Carolina.....	H
A. 26	1-4	L	William & Mary.....	A
M. 1	1-0	W	The Citadel.....	A
M. 1	1-6	L	The Citadel.....	A
M. 3	10-7	W	Wofford.....	H
M. 4	5-3	W	Wofford.....	A
M. 8	3-2	W	East Carolina.....	A
M. 8	7-9	L	East Carolina.....	A
M. 11	3-2	W	Davidson.....	A
M. 11	4-0	W	Davidson.....	A
M. 16	14-2	W	The Citadel.....	H
M. 16	2-5	L	The Citadel.....	H

1972 (19-13-1, 10-6 SoCon/3rd)

Head Coach: Elton Brunty


M. 13	2-4	L	Marietta.....	H
M. 15	3-6	L	Central Michigan.....	H
M. 15	1-1	T	Central Michigan.....	H
M. 20	4-3	W	Cleveland State.....	H
M. 23	13-4	W	Newberry.....	H
M. 24	9-2	W	Milligan.....	H
M. 27	5-2	W	William & Mary.....	H
M. 30	2-1	W	The Citadel.....	H
M. 30	0-5	L	The Citadel.....	H
A. 4	7-0	W	Davidson.....	H
A. 4	8-5	W	Davidson.....	H
A. 5	3-6	L	Stetson.....	H
A. 7	4-5	L	Duke.....	A
A. 9	5-4	W	East Carolina.....	A
A. 12	15-5	W	Charleston Southern.....	H
A. 15	5-1	W	VMI.....	A
A. 16	4-1	W	VMI.....	A
A. 17	0-1	L	Richmond.....	A
A. 17	5-4	W	Richmond.....	A
A. 20	1-0	W	Wofford.....	H
A. 24	6-5	W	Western Carolina.....	A
A. 26	3-6	L	South Carolina.....	A
A. 29	0-7	L	East Carolina.....	H
A. 29	1-4	L	East Carolina.....	H
M. 1	3-2	W	The Citadel.....	A
M. 1	2-3	L	The Citadel.....	A
M. 4	2-3	L	Wofford.....	A
M. 5	0-2	L	Davidson.....	A
M. 5	3-1	W	Davidson.....	A
M. 6	11-4	W	Georgia State.....	H
M. 6	8-3	W	Georgia State.....	H
M. 10	1-3	L	South Carolina.....	A
M. 10	2-1	W	South Carolina.....	A

1973 (18-15-1, 6-6 SoCon/6th)

Head Coach: Elton Brunty

M. 13	6-1	W	Newberry.....	A
M. 13	3-6	L	Central Michigan.....	H
M. 14	2-2	T	Central Michigan.....	H
M. 17	0-4	L	East Carolina.....	A
M. 17	0-3	L	East Carolina.....	A
M. 19	1-10	L	Cleveland State.....	H
M. 20	5-7	L	Cleveland State.....	H
M. 22	11-7	W	East Tennessee State.....	H
M. 24	6-7	L	Duke.....	H
M. 26	7-5	W	Charleston Southern.....	A
M. 27	10-0	W	Milligan.....	H
M. 28	14-2	W	Pittsburgh (Johnstown).....	H
A. 2	3-0	W	VMI.....	H
A. 2	7-0	W	VMI.....	H
A. 4	11-14	L	L Stetson.....	H
A. 5	8-6	W	Stetson.....	H
A. 9	2-3	L	Richmond.....	A
A. 9	0-2	L	Richmond.....	A
A. 11	6-9	L	Newberry.....	H

A. 12	16-9	W	Francis Marion.....	H
A. 14	1-10	L	The Citadel.....	A
A. 16	5-4	W	Appalachian State.....	H
A. 18	0-7	L	South Carolina.....	A
A. 20	5-1	W	Davidson.....	A
...	3-4	L	Appalachian State.....	A
A. 26	3-4	L	Western Carolina.....	H
A. 28	9-1	W	Davidson.....	H
A. 30	7-3	W	The Citadel.....	H
M. 4	15-3	W	Armstrong State.....	H
M. 4	7-3	W	Armstrong State.....	H
M. 7	13-4	W	Western Carolina.....	A
M. 10	3-6	L	South Carolina.....	H
...	6-5	W	Mercer (Atlanta).....	A
M. 12	24-3	W	Oglethorpe.....	A



Tom Wall

1974 (14-20, 3-11 SoCon/8th)

Head Coach: Tom Wall

M. 11	4-3	W	James Madison.....	H
M. 12	7-3	W	James Madison (5).....	H
M. 13	4-1	W	Maryland.....	H
M. 14	4-2	W	Maryland.....	H
M. 15	2-0	W	Central Michigan.....	H
M. 16	1-0	W	East Carolina.....	H
M. 16	4-6	L	East Carolina.....	H
M. 18	4-3	W	George Mason.....	H
M. 19	5-4	W	Cleveland State.....	H
M. 20	10-6	W	Cleveland State.....	H
M. 26	3-2	W	Toledo (8).....	H
M. 26	0-1	L	Toledo.....	H
M. 28	0-6	L	Toledo.....	H
M. 30	4-6	L	Appalachian State.....	H
A. 7	4-5	L	Davidson.....	A
A. 9	3-2	W	Newberry.....	H
A. 10	1-7	L	South Carolina.....	H
A. 11	3-5	L	Methodist.....	H
A. 11	1-3	L	Methodist.....	H
A. 14	1-2	L	William & Mary.....	A
A. 14	3-1	W	William & Mary.....	A
A. 15	2-3	L	VMI.....	A
A. 15	2-3	L	VMI.....	A
A. 17	3-6	L	Stetson.....	H
A. 18	4-3	W	Stetson.....	H
A. 19	14-10	W	Appalachian State.....	A
A. 22	1-11	L	Richmond.....	H
A. 22	1-6	L	Richmond.....	H
A. 24	10-11	L	Newberry.....	A
A. 27	0-1	L	The Citadel (12).....	A
A. 30	2-5	L	Davidson.....	H
M. 1	4-7	L	Wofford.....	H
...	0-7	L	The Citadel.....	H
M. 8	0-4	L	South Carolina.....	A

1975 (10-13, 8-6 SoCon/4th)

Head Coach: Tom Wall

M. 15	7-0	W	East Carolina.....	A
M. 15	0-2	L	East Carolina.....	A
M. 20	5-6	L	Austin Peay.....	H
M. 20	3-2	W	Austin Peay.....	H
M. 25	14-6	W	Lenoir Rhyne.....	H
M. 28	10-9	W	The Citadel.....	H
M. 31	2-5	L	Davidson.....	H

A. 3	13-8	W	Appalachian State.....	H
A. 5	3-2	W	William & Mary.....	H
A. 5	4-1	W	William & Mary.....	H
A. 8	2-8	L	Mars Hill.....	H
A. 9	9-2	W	VMI.....	H
A. 9	10-7	W	VMI.....	H
A. 12	1-0	W	Richmond.....	A
A. 12	2-3	L	Richmond.....	A
A. 16	1-5	L	The Citadel.....	A
A. 19	7-11	L	Davidson.....	A
A. 21	0-4	L	Appalachian State.....	A
A. 24	4-5	L	South Carolina.....	A
A. 26	2-6	L	Wofford (7).....	A
A. 31	7-13	L	Western Carolina.....	H
...	1-6	L	Lenoir Rhyne.....	A
M. 8	3-4	L	South Carolina.....	H

1976 (23-16, 11-2 SoCon/1st)

SoCon Champion

Head Coach: Tom Wall

M. 1	0-2	L	Jacksonville.....	A
M. 1	0-3	L	Jacksonville.....	A
M. 3	1-12	L	Florida.....	A
M. 4	4-8	L	Florida.....	A
M. 5	7-4	W	Stetson.....	A
M. 6	4-2	W	Stetson.....	A
M. 7	5-3	W	Sacred Heart.....	N1
M. 11	3-5	L	Old Dominion.....	H
M. 13	4-3	W	East Carolina.....	H
M. 13	12-6	W	East Carolina.....	H
M. 19	2-3	L	Virginia Tech.....	H
M. 20	13-1	W	Appalachian State.....	H
M. 25	5-2	W	Toledo.....	H
M. 26	6-5	W	Toledo.....	H
M. 29	2-12	L	Western Carolina.....	A
A. 1	5-6	L	Wake Forest.....	H
A. 3	5-1	W	William & Mary.....	A
A. 3	8-4	W	William & Mary.....	A
A. 5	4-0	W	VMI.....	A
A. 5	4-3	W	VMI.....	A
A. 8	7-2	W	Newberry.....	H
A. 12	1-2	L	South Carolina.....	A
A. 13	9-2	W	Davidson.....	H
A. 15	7-2	W	Western Carolina.....	H
A. 17	2-4	L	The Citadel.....	A
A. 18	5-7	L	South Carolina (12).....	H
A. 20	6-5	W	Richmond.....	H
A. 20	0-2	L	Richmond.....	H
A. 21	2-20	L	Wofford.....	A
A. 22	2-4	L	Georgia.....	A
A. 23	7-3	W	USC-Aiken.....	H
A. 24	5-3	W	Mercer (Atlanta).....	A
A. 27	7-2	W	Appalachian State.....	A
A. 28	9-7	W	Wofford.....	H
A. 31	2-1	W	The Citadel.....	H

NCAA Atlantic Regional Tournament (Columbia, S.C.)

M. 21	2-13	L	Clemson.....	A
M. 22	5-4	W	Virginia Tech.....	A
M. 22	12-1	W	South Carolina.....	A
M. 24	2-6	L	Clemson.....	A
N1	—	Deland, Fla.		

1977 (14-30, 3-13 SoCon/8th)

Head Coach: Tom Wall

M. 2	6-12	L	Georgia Southern.....	A
M. 3	1-5	L	Georgia Southern.....	A
M. 4	1-2	L	Florida.....	A
M. 5	2-12	L	Florida.....	A
M. 9	3-2	W	James Madison.....	H
M. 10	4-2	W	William & Mary.....	H
M. 10				

2019 FURMAN PALADINS BASEBALL / Year-By-Year Results



M.26 14-9 W Gardner-Webb.....H	A. 6 2-6 L Chattanooga.....H	M.12 4-9 L South Carolina.....A	A.20 6-15 L The Citadel.....H	A.18 5-8 L The Citadel.....H
M.2824-11 W Warren Wilson.....H	A. 6 6-5 W Chattanooga.....H		A.22 9-0 W Charleston Southern.H	A.21 4-13 L Charlotte.....A
M.31 1-4 L Western Carolina.....H	A.11 1-6 L Appalachian State.....A	1984 (16-19, 4-14 SoCon South/4th)	A.22 9-0 W Charleston Southern.H	A.22 6-18 L USC-Upstate.....A
A. 5 12-11 W Georgia.....H	A.11 4-6 L Appalachian State.....A	Head Coach: Tom Wall	A.24 8-6 W Charlotte.....A	A.29 3-10 L South Carolina.....A
A. 7 9-8 W East Tennessee State.H	A.14 8-11 L Georgia.....H	F.21 16-0 W Gardner-Webb.....H	M. 1 9-6 W Florida Atlantic.....H	M. 1 7-6 W Wofford.....H
A.10 3-4 L Western Carolina.....A	A.15 5-14 L Winthrop.....H	F.21 7-0 W Gardner-Webb.....H	M. 7 3-11 L UNC Asheville.....A	M. 2 5-4 W UNC Asheville.....A
A.12 2-4 L South Carolina.....A	A.17 4-5 L Davidson.....A	F.26 9-5 W Charlotte.....A	M.13 1-13 L Clemson.....A	M. 2 1-5 L UNC Asheville.....A
A.14 2-1 W Davidson.....A	A.17 5-10 L Davidson.....A	M. 8 9-8 W Charlotte.....H		M. 4 1-2 L Florida International..H
A.14 3-1 W Davidson.....A	A.20 6-0 W Marshall.....H	M. 9 6-5 W Newberry.....H	1986 (15-24, 4-13 SoCon South/4th)	M. 5 1-9 L Florida International..H
A.16 8-10 L The Citadel.....H	A.21 4-5 L Marshall.....H	M.10 5-17 L Georgia.....A	Head Coach: Tom Wall	M. 6 1-6 L Florida International..H
A.18 1-14 L Georgia.....A	A.23 11-12 L Warren Wilson (10)....H	M.12 3-4 L Virginia.....H	F.22 7-5 W Erskine.....H	
A.19 0-1 L Newberry.....H	A.25 7-12 L The Citadel.....H	M.16 8-10 L Western Carolina.....H	F.27 6-11 L UNC Asheville.....H	1988 (8-29, 2-15 SoCon South/4th)
A.21 9-8 W Appalachian State.....A	A.25 3-9 L The Citadel.....H	M.17 2-12 L Western Carolina.....H	M. 1 3-16 L Appalachian State.....H	Head Coach: Tom Wall
A.21 2-12 L Appalachian State.....A	A.27 4-9 L Newberry.....A	M.17 1-11 L Western Carolina.....H	M. 1 4-7 L Appalachian State.....H	F.18 4-5 L Piedmont.....H
A.23 7-6 W Charleston Southern.H	A.29 3-11 L East Tennessee State..A	M.20 3-2 W Cincinnati.....H	M. 4 3-2 W Wofford.....H	F.20 10-9 W UNC Asheville.....H
A.24 4-3 W Charleston Southern.H	A.29 6-10 L East Tennessee State..A	M.21 10-3 W Howard.....H	M. 6 25-9 W Gardner-Webb.....H	F.20 5-4 W UNC Asheville.....H
A.27 1-11 L The Citadel.....A	M. 2 6-10 L South Carolina.....A	M.24 3-5 L Davidson.....A	M. 7 8-11 L Charlotte.....H	F.22 5-0 W Erskine.....H
A.30 5-10 L East Tennessee State..A		M.24 3-9 L Davidson.....A	M. 8 18-10 W Piedmont.....H	F.27 3-8 L Augusta.....A
	1982 (12-19-1, 4-10 SoCon/7th)	M.25 0-7 L Davidson.....A	M.11 7-1 W Virginia.....H	M. 2 3-15 L Clemson.....A
	Head Coach: Tom Wall	M.27 6-10 L Winthrop.....A	M.11 5-4 W Virginia.....H	M. 5 3-15 L Appalachian State.....H
	M. 1 0-8 L Georgia College.....A	M.30 5-8 L The Citadel.....H	M.15 7-11 L Western Carolina.....H	M. 5 2-12 L Appalachian State.....H
	M. 3 7-6 W Charleston Southern.H	M.31 5-9 L The Citadel.....H	M.15 3-10 L Western Carolina.....H	M. 8 7-10 L Wofford.....H
	M. 4 6-9 L Charleston Southern.H	M.31 1-6 L The Citadel.....H	M.21 4-3 W Wilmington College..H	M.14 9-13 L Marshall.....H
	M. 5 4-9 L Georgia College.....A	A. 6 13-5 W Newberry.....A	M.22 0-15 L Davidson.....A	M.15 6-8 L Marshall.....H
	M. 5 5-9 L Georgia College.....A	A. 7 6-5 W Western Carolina.....A	M.22 3-0 W Davidson.....A	M.19 5-8 L Western Carolina.....H
	M. 9 10-10 T California State (Pa.)H	A. 7 1-6 L Western Carolina.....A	M.22 6-13 L Davidson.....A	M.19 0-9 L Western Carolina.....H
	M.11 15-3 W Wheaton.....H	A. 8 2-3 L Western Carolina.....A	M.26 5-2 W Maryland.....H	M.23 7-12 L Clemson.....H
	M.13 2-17 L Wofford.....A	A.10 9-7 W Clemson.....A	M.28 3-4 L The Citadel.....H	M.26 5-8 L Davidson.....A
	M.13 5-9 L Wofford.....A	A.11 0-5 L South Carolina.....H	M.28 5-7 L The Citadel.....H	M.26 9-2 W Davidson.....A
	M.19 8-1 W Charleston Southern.H	A.13 3-2 W Davidson.....H	M.29 5-4 W The Citadel.....H	M.27 2-6 L Davidson.....A
	M.20 2-4 L Charleston Southern.H	A.14 8-7 W Davidson (8).....H	M.31 7-8 L Piedmont.....A	M.28 6-4 W Kennesaw.....H
	M.24 9-4 W Newberry.....H	A.14 7-1 W Davidson.....H	A. 1 7-9 L Clemson.....H	M.30 8-6 W Charlotte.....H
	M.27 2-3 L The Citadel.....A	A.17 10-3 W Charleston Southern.H	A. 3 9-11 L USC-Upstate.....A	A. 1 5-7 L The Citadel.....H
	M.27 3-5 L The Citadel.....A	A.18 5-11 L Charleston Southern.H	A. 5 1-2 L Western Carolina.....A	A. 1 0-7 L The Citadel.....H
	A. 1 5-8 L South Carolina.....H	A.20 0-2 L The Citadel.....A	A. 5 1-7 L Western Carolina.....A	A. 2 4-7 L The Citadel.....H
	A. 3 10-1 W Davidson.....H	A.20 1-8 L The Citadel.....A	A. 6 4-15 L Western Carolina.....A	A. 5 4-16 L USC-Aiken.....H
	A. 3 9-8 W Davidson.....H	A.21 2-9 L The Citadel.....A	A. 8 6-1 W Newberry.....A	A. 6 13-5 W Augusta.....H
	A. 7 8-1 W Newberry.....A	A.24 8-7 W South Carolina.....A	A.11 7-10 L Davidson.....H	A. 9 4-6 L Western Carolina.....A
	A.10 3-2 W Chattanooga (8).....A	A.25 14-0 W Warren Wilson.....H	A.11 17-7 W Davidson.....H	A. 9 2-4 L Western Carolina.....A
	A.10 6-2 W Chattanooga.....A		A.12 10-3 W Davidson.....H	A.10 5-6 L Western Carolina.....A
	A.12 0-2 L Appalachian State (10)H	1985 (16-29, 4-13 SoCon South/4th)	A.14 13-3 W Gardner-Webb.....A	A.14 2-13 L USC-Upstate.....H
	A.12 4-7 L Appalachian State.....H	Head Coach: Tom Wall	A.16 3-6 L Clemson.....A	A.15 5-10 L Davidson.....H
	A.19 4-7 L Western Carolina (8)H	F. 7 3-4 L Florida International..A	A.19 1-6 L The Citadel.....A	A.15 0-6 L Davidson.....H
	A.19 2-9 L Western Carolina.....H	F. 8 6-10 L Florida International..A	A.19 1-11 L The Citadel.....A	A.16 16-8 W Davidson.....H
	A.21 6-5 W Wofford.....H	F. 9 6-7 L Florida International..A	A.20 2-5 L The Citadel.....A	A.21 4-5 L South Carolina.....A
	A.21 8-4 W Wofford.....H	F.28 7-8 L Georgia State.....H	A.22 18-14 W USC-Upstate.....H	A.23 7-8 L The Citadel.....A
	A.24 10-15 L VMI.....A	M. 2 1-16 L Appalachian State.....H	A.23 1-7 L Charlotte.....H	A.23 6-9 L The Citadel.....A
	A.24 5-10 L VMI.....A	M. 2 1-15 L Appalachian State.....H	A.30 0-6 L South Carolina.....H	A.24 5-6 L The Citadel.....A
	A.26 0-3 L Marshall.....A	M. 4 6-12 L Newberry.....H	M. 1 5-9 L South Carolina.....A	A.25 4-16 L South Carolina.....H
	A.26 3-8 L Marshall.....A	M. 6 6-7 L Newberry.....A		A.27 3-4 L Charlotte.....A
	M. 1 4-10 L South Carolina.....A	M. 7 12-8 W Erskine.....A	1987 (11-23-1, 5-11 SoCon South/4th)	
	M. 5 13-2 W Warren Wilson.....H	M. 9 8-3 W California State (Pa.)H	Head Coach: Tom Wall	1989 (13-21, 6-11 SoCon/6th)
		M. 9 10-1 W California State (Pa.)H	F.17 4-10 L Georgia Tech.....A	Head Coach: Tom Wall
	1983 (4-22, 2-10 SoCon/8th)	M.12 15-7 W Charlotte.....H	F.25 2-1 W Newberry.....H	F.16 7-4 W Piedmont.....H
	Head Coach: Tom Wall	M.14 11-12 L Virginia.....H	M. 2 5-14 L Richmond.....H	M. 1 1-14 L South Carolina.....H
	M.10 2-8 L Clemson.....A	M.16 3-5 L Western Carolina.....A	M. 5 3-2 W UNC Asheville.....H	M. 2 4-7 L UNC Asheville.....H
	M.12 5-12 L Georgia College.....H	M.16 1-8 L Western Carolina.....A	M. 5 6-6 T UNC Asheville.....H	M. 4 2-5 L Virginia Tech.....H
	M.12 5-6 L Georgia College (8)....H	M.17 10-9 W Western Carolina.....A	M. 7 3-17 L Charlotte.....H	M. 4 5-3 W Virginia Tech.....H
	M.15 8-14 L Austin Peay.....H	M.19 15-1 W Maryland-E. Shore....H	M.11 11-3 W Gardner-Webb.....H	M. 7 9-7 W UNC-Wilmington.....H
	M.19 4-9 L Wofford.....H	M.19 12-1 W Maryland-E. Shore....H	M.14 6-2 W Western Carolina.....A	M. 8 6-7 L Liberty.....H
	M.19 5-6 L Wofford.....H	M.23 13-12 W Davidson.....H	M.14 4-6 L Western Carolina.....A	M.11 3-2 W Western Carolina.....H
	M.22 2-11 L Clemson.....H	M.23 3-10 L Davidson.....H	M.15 2-5 L Western Carolina.....A	M.11 3-4 L Western Carolina.....H
	M.28 8-13 L VMI.....H	M.25 10-19 L Clemson.....H	M.17 3-5 L South Carolina.....H	M.12 0-10 L Western Carolina.....H
	M.28 3-0 W VMI.....H	M.27 0-21 L South Carolina.....H	M.18 3-8 L Erskine.....A	M.14 3-6 L Duke.....H
	M.29 5-9 L South Carolina.....H	M.28 18-11 W Howard.....H	M.20 3-12 L Davidson.....H	M.15 0-3 L Clemson.....A
	A. 6 5-6 L Newberry (11).....H	M.30 4-9 L The Citadel.....A	M.20 2-1 W Davidson.....H	M.19 0-6 L Appalachian State.....A
	A.10 2-7 L Western Carolina.....A	M.30 4-2 W The Citadel.....A	M.21 11-8 W Davidson.....H	M.19 5-4 W Appalachian State.....A
	A.10 3-4 L Western Carolina.....A	M.31 8-3 W The Citadel.....A	M.26 12-8 W East Tennessee State.H	M.25 2-0 W Ohio.....H
	A.11 2-3 L Marshall.....H	A. 2 8-18 L South Carolina.....A	M.28 5-9 L The Citadel.....A	M.25 1-4 L Ohio.....H
	A.11 7-10 L Marshall.....H	A. 5 7-9 L Western Carolina.....H	M.28 2-7 L The Citadel.....A	M.29 2-5 L Presbyterian.....H
	A.14 3-8 L Winthrop.....H	A. 5 2-4 L Western Carolina.....H	M.29 2-5 L The Citadel.....A	A. 1 3-5 L The Citadel.....H
	A.15 4-5 L Newberry.....A	A. 6 6-12 L Western Carolina.....H	A. 4 10-7 W Western Carolina.....H	A. 1 3-1 W The Citadel.....H
	A.22 10-2 W Charleston Southern.H	A. 8 3-1 W Charleston Southern.H	A. 4 1-10 L Western Carolina.....H	A. 2 0-6 L The Citadel.....H
	A.28 0-10 L The Citadel.....H	A. 8 1-4 L Charleston Southern.H	A. 6 1-4 L Clemson.....A	A. 5 0-8 L South Carolina.....A
	A.28 1-14 L The Citadel.....H	A.13 1-9 L Davidson.....A	A.11 3-13 L Davidson.....A	A. 9 3-1 W East Tennessee State..A
	A.30 1-4 L Appalachian State.....A	A.13 2-5 L Davidson.....A	A.11 7-9 L Davidson.....A	A. 9 5-6 L East Tennessee State..A
	A.30 4-9 L Appalachian State.....A	A.14 3-10 L Davidson.....A	A.12 8-12 L Davidson.....A	A.11 0-4 L Clemson.....H
	M. 4 4-0 W Warren Wilson.....A	A.16 7-10 L Georgia State.....A	A.14 5-9 L Winthrop.....H	A.13 3-1 W Wofford.....H
	M. 7 6-10 L Davidson.....A	A.19 1-7 L The Citadel.....H	A.17 11-1 W The Citadel.....H	A.16 5-8 L VMI.....H
	M. 7 3-2 W Davidson.....A	A.19 4-10 L The Citadel.....H	A.17 1-3 L The Citadel.....H	A.16 7-6 W VMI.....H

2019 FURMAN PALADINS BASEBALL / Year-By-Year Results



1991 Southern Conference Tournament Champion — Front Row (l-r): Tony Anderson, Tommy Anderson, David Hartley, Brent Williams (SoCon Tournament MVP), Craig McLaughlin, Tony Nagy, Gary Gillis (trainer). Middle Row: Brian Rawlings, Russ Roper, Mike Haverland, Matt Hammond, Will Ertel (SoCon Pitcher-of-the-Year), Rob Goecker, Richard Davis. Back Row: Tom Wall (head coach), Charles Braswell, Steve Shaw, Chris Traynor, Scott Altizer, Jeff Klimek, Bryan Durham (assistant coach).

A.19	8-2	W	Southern Wesleyan...H
A.19	15-1	W	Southern Wesleyan...H
A.22	1-7	L	Marshall.....A
A.22	5-11	L	Marshall.....A
A.23	8-13	L	Marshall.....A
Southern Conference Tournament (Asheville, N.C.)			
A.27	2-8	L	Appalachian State
A.28	7-5	W	VMI

1990 (20-24, 6-11 SoCon/6th)

Head Coach: Tom Wall			
F.14	5-3	W	Southern Wesleyan...H
F.14	8-0	W	Southern Wesleyan...H
F.15	7-1	W	Piedmont.....H
F.18	4-8	L	Duke.....H
F.18	8-10	L	Duke (5).....H
F.25	0-2	L	Kennesaw.....A
F.25	6-1	W	Kennesaw.....A
F.26	3-2	W	Mercer.....A
F.27	1-12	L	Mercer.....A
F.28	1-14	L	Georgia Southern...A
M.1	0-4	L	Georgia Southern...A
M.4	4-3	W	Radford.....H
M.4	0-1	L	Radford.....H
M.6	5-1	W	UNC Asheville.....H
M.10	9-3	W	Appalachian State...H
M.10	2-3	L	Appalachian State (8)H
M.11	8-10	L	Appalachian State...H
M.13	9-7	W	Charleston Southern.H
M.14	3-2	W	Charleston Southern.H
M.14	3-1	W	Charleston Southern.H
M.18	4-1	W	Virginia.....H
M.21	4-7	L	Elon.....A
M.24	1-3	L	The Citadel.....A
M.24	0-3	L	The Citadel.....A
M.25	2-3	L	The Citadel.....A
M.28	6-1	W	Gardner-Webb.....A
M.31	5-7	L	East Tennessee State.H
M.31	5-4	W	East Tennessee State.H
A.4	11-7	W	East Tennessee State.H
A.8	2-10	L	Clemson.....H
A.8	3-4	L	VMI.....A

A.8	13-3	W	VMI (8).....A
A.11	6-17	L	Clemson.....A
A.13	4-8	L	Marshall (12).....H
A.13	4-5	L	Marshall (9).....H
A.14	6-5	W	Marshall.....H
A.18	4-5	L	UNC Asheville (17)...A
A.21	7-6	W	Western Carolina.....A
A.21	2-5	L	Western Carolina.....A
A.22	3-15	L	Western Carolina.....A
A.24	6-0	W	Wofford.....H
Southern Conference Tournament (Charleston, S.C.)			
A.26	2-5	L	Marshall
A.27	10-9	W	VMI
A.28	2-5	L	East Tennessee State

1991 (26-26, 6-5 SoCon/4th)

SoCon Tournament Champion			
Head Coach: Tom Wall			
F.14	10-2	W	Piedmont.....H
F.17	8-3	W	Duke.....H
F.19	10-7	W	College of CharlestonH
F.26	6-11	L	Jacksonville.....A
F.27	0-16	L	Stetson.....A
F.28	2-5	L	Central Florida.....A
M.1	3-0	W	St. Leo.....A
M.4	1-7	L	Augusta.....A
M.8	0-15	L	Ohio State.....N1
M.9	5-6	L	Alabama.....A
M.9	9-3	W	Ohio State.....N1
M.10	6-7	L	Alabama.....A
M.14	1-2	L	Virginia.....H
M.14	3-5	L	Virginia.....H
M.16	4-1	W	The Citadel.....H
M.16	1-2	L	The Citadel.....H
M.17	3-8	L	The Citadel.....H
M.18	8-0	W	Campbellsville.....H
M.20	3-2	W	Gardner-Webb.....H
M.21	13-4	W	Mars Hill.....A
M.23	2-4	L	East Tennessee State.A
M.24	3-9	L	East Tennessee State.A
M.24	8-3	W	East Tennessee State.A
M.26	10-1	W	Newberry.....A

M.27	4-7	L	USC-Aiken.....H
M.30	5-3	W	VMI.....H
M.30	8-6	W	VMI.....H
A.1	2-11	L	Augusta.....H
A.2	6-16	L	Clemson.....H
A.3	7-6	W	Newberry.....H
A.6	4-1	W	Marshall.....A
A.6	1-0	W	Marshall.....A
A.7	3-7	L	Marshall.....A
A.9	13-2	W	Ersine.....H
A.10	4-1	W	Gardner-Webb.....A
A.11	10-7	W	Mars Hill.....H
A.17	5-1	W	UNC Asheville.....A
A.18	1-5	L	Wofford.....H
A.23	3-8	L	Clemson.....H

1992 (21-31, 11-10 SoCon/5th)

Head Coach: Tom Wall			
F.7	5-4	W	Coastal Carolina.....A
F.8	10-17	L	Coastal Carolina.....A
F.9	6-3	W	Coastal Carolina.....A
F.11	5-11	L	Davidson.....A
F.12	12-5	W	Southern Wesleyan...H
F.14	1-5	L	UNC Asheville.....N1
F.16	0-1	L	USC-Aiken.....A
A.25	2-4	L	Appalachian State
A.26	10-4	W	Marshall
A.26	8-3	W	VMI
A.28	7-6	W	Appalachian State (10)
A.28	11-9	W	Western Carolina
M.8	4-3	W	USC-Upstate.....A
M.9	3-7	L	USC-Upstate.....H
M.17	2-7	L	Clemson.....A
M.18	0-8	L	Clemson (8).....A
M.19	1-21	L	Clemson.....A
NCAA East Regional (Gainesville, Fla.)			
M.23	0-2	L	Florida (10)
M.24	2-2	W	Ohio
M.25	4-8	L	Missouri
N1	—		Tuscaloosa, Ala.

F.16	4-3	W	The Citadel.....N1
F.19	15-10	W	Belmont Abbey.....H
F.26	0-9	L	UNC Asheville.....H
F.27	0-2	L	Charleston Southern.A
F.28	6-7	L	Charleston Southern.A
F.29	1-9	L	Coll. of Charleston...A
F.29	5-1	W	Coll. of Charleston...A
M.2	6-7	L	Georgia State.....A
M.3	3-4	L	Belmont Abbey.....H
M.5	2-20	L	Clemson.....A
M.7	0-3	L	The Citadel.....A
M.7	3-0	W	The Citadel.....A
M.8	1-9	L	The Citadel.....A
M.11	3-4	L	Maryland.....H
M.13	8-17	L	Liberty.....H
M.14	2-4	L	East Tennessee State.H
M.14	0-3	L	East Tennessee State.H
M.15	7-6	W	East Tennessee State.H
M.17	11-13	L	UNC Asheville.....A
M.18	3-4	L	Davidson.....H
M.19	18-9	W	Campbellsville.....H
M.21	17-3	W	VMI.....A
M.21	11-3	W	VMI.....A
M.22	7-4	W	VMI.....A
M.24	5-8	L	Mars Hill.....H
M.25	3-1	W	Gardner-Webb.....A
M.28	3-2	W	Marshall.....H
M.28	0-3	L	Marshall.....H
M.29	12-3	W	Marshall.....H
A.1	4-6	L	Presbyterian.....H
A.3	0-3	L	Mars Hill.....A
A.4	7-14	L	Western Carolina...A
A.4	3-8	L	Western Carolina...A
A.5	8-7	W	Western Carolina...A
A.9	5-4	W	Gardner-Webb.....H
A.11	3-1	W	Appalachian State...H
A.11	1-10	L	Appalachian State...H
A.12	10-3	W	Appalachian State...H
A.14	9-3	W	Georgia State.....H
A.15	5-6	L	Winthrop.....H
A.17	2-6	L	Georgia Southern...A
A.17	5-6	L	Georgia Southern...A
A.18	9-8	W	Georgia Southern...A


Southern Conference Tournament (Charleston, S.C.)

A.23	4-6	L	The Citadel
A.24	3-5	L	VMI
N1	—		Aiken, S.C.

1993 (17-22, 4-16 SoCon/9th)

Head Coach: Tom Wall

F.10	23-1	W	Southern Wesleyan...H
F.17	12-4	W	Georgia State.....A
F.18	9-3	W	Presbyterian.....H
F.24	7-6	W	UNCG.....H
F.27	2-13	L	Georgia Southern...H
F.28	0-6	L	Georgia Southern...H
	1-4	L	Georgia Southern...H
M.1	8-9	L	Campbell.....H
M.4	14-5	W	Davis & Elkins.....H
M.6	7-6	W	Marshall.....H
	4-1	W	Marshall.....H
M.7	5-7	L	Marshall.....H
M.9	4-2	W	Richmond.....H
M.10	11-5	W	Duquesne.....H
M.11	9-4	W	Carson-Newman.....H
M.18	9-1	W	UNC Asheville.....H
	8-4	W	UNC Asheville.....H
M.20	7-23	L	Western Carolina...A
	2-9	L	Western Carolina...A
M.21	6-13	L	Western Carolina...A
M.28	8-0	W	Appalachian State...H
	2-9	L	Appalachian State...H
M.30	4-11	L	Clemson.....A
A.3	3-10	L	The Citadel.....A
A.4	1-2	L	The Citadel.....A
	3-5	L	The Citadel.....A
A.7	7-6	W	Limestone.....H
A.10	7-11	L	Davidson.....H
A.11	5-7	L	Davidson.....H
	4-13	L	Davidson.....H
A.12	6-14	L	Georgia State.....H
A.14	6-3	W	Wofford.....H
A.15	8-10	L	Gardner-Webb.....H
A.17	4-7	L	East Tennessee State.A
	9-3	W	East Tennessee State.A
A.18	7-9	L	East Tennessee State.A
A.20	2-17	L	Clemson.....H
A.21	10-9	W	Lincoln Memorial...H
A.27	2-9	L	South Carolina.....A



Ron Smith

1994 (9-35, 4-19 SoCon/9th)

Head Coach: Ron Smith

F.9	3-7	L	Duke.....A
F.12	3-2	W	Miami (Ohio).....H
	5-8	L	Miami (Ohio).....H
F.13	8-3	W	Miami (Ohio).....H
F.16	4-5	L	Georgia State.....A
F.26	0-18	L	Georgia Southern...A
	0-1	L	Georgia Southern...A
F.27	0-9	L	Georgia Southern...A
M.3	4-11	L	Clemson.....A
M.5	3-1	W	Marshall.....H
	10-4	W	Marshall.....H

2019 FURMAN PALADINS BASEBALL / Year-By-Year Results



F.26	9-3	W	Davidson	A
	5-1	W	Davidson	A
F.28	4-7	L	Clemson	A
M. 2	1-15	L	Ohio	H
	8-7	W	Ohio (11)	H
M. 3	0-18	L	Ohio	H
M. 7	5-4	W	South Carolina	A
M. 9	12-3	W	East Tennessee State	H
M.10	12-10	W	East Tennessee State	H
M.11	7-4	W	East Tennessee State	H
M.14	1-4	L	Georgia State	H
M.17	6-7	L	Appalachian State (13)	A
M.18	7-0	W	Appalachian State	A
M.24	2-5	L	VMI	H
	7-4	W	VMI	H
M.25	4-6	L	VMI	H
M.27	4-10	L	Charleston Southern	A
M.31	6-9	L	Georgia Southern	A
	8-9	L	Georgia Southern	A
A. 1	7-1	W	Georgia Southern	A
A. 4	2-8	L	South Carolina	H
A. 6	9-1	W	College of Charleston	A
A. 7	1-2	L	College of Charleston	A
A. 8	10-1	W	College of Charleston	A
A.11	3-5	L	UNC Asheville	A
A.13	5-10	L	UNCG	H
A.14	6-11	L	UNCG (10)	H
A.15	9-8	W	UNCG	H
A.17	6-4	W	Elon	H
A.20	11-8	W	Western Carolina	H
A.21	6-1	W	Western Carolina	H
A.22	5-7	L	Western Carolina	H
A.28	2-1	W	The Citadel	A
	0-3	L	The Citadel	A
A.29	6-4	W	The Citadel	A
M. 1	11-6	W	UNC Asheville	H
M. 2	7-9	L	Charlotte	A
M. 4	7-1	W	Wofford	H
M. 5	16-7	W	Wofford	H
M. 6	8-6	W	Wofford	H
M. 8	1-7	L	High Point	A
M. 9	6-9	L	Clemson (11)	H
Southern Conference Tournament (Charleston, South Carolina)					
M.16	2-4	L	Appalachian State (10)	A
M.17	2-8	L	East Tennessee State	A
2002 (26-34, 14-16 SoCon/6th)					
Head Coach: Ron Smith					
F. 2	4-2	W	High Point	H
	4-5	L	High Point (8)	H
F. 3	1-9	L	High Point	H
F. 8	7-6	W	Cincinnati	H
F. 9	2-4	L	Cincinnati	H
F.10	5-6	L	Cincinnati	H
F.15	4-5	L	Xavier	H
F.16	6-1	W	Xavier	H
F.17	9-6	W	Xavier	H
F.27	4-14	L	Coastal Carolina	A
F.28	6-7	L	Coastal Carolina	A
M. 1	1-3	L	Delaware	N1
M. 5	7-6	W	Michigan State	H
M. 7	15-5	W	William & Mary	H
M. 9	14-3	W	Appalachian State	H
	3-4	L	Appalachian State	H
M.10	6-3	W	Appalachian State	H
M.15	5-7	L	Coll. of Charleston (12)	H
M.16	5-15	L	College of Charleston	H
M.17	5-18	L	College of Charleston	H
M.20	6-13	L	Maine	H
M.22	3-11	L	Georgia Southern	H
M.23	3-8	L	Georgia Southern	H
M.24	7-6	W	Georgia Southern	H
M.26	9-12	L	Dayton	H
M.27	11-6	W	Dayton	H
M.29	3-8	L	Western Carolina	A
M.30	6-7	L	Western Carolina	A
M.31	3-11	L	Western Carolina	A
A. 6	12-0	W	VMI	A
	9-6	W	VMI	A



Furman beat No. 1 seed College of Charleston, No. 4 seed Elon, and No. 2 seed Georgia Southern twice en route to winning the 2005 SoCon Championship.

A. 7	15-5	W	VMI	A
A.10	6-5	W	Georgia State	A
A.12	0-3	L	Davidson	H
A.13	3-4	L	Davidson	H
A.14	12-11	W	Davidson (11)	H
A.17	9-8	W	UNC Asheville	H
A.19	7-3	W	Wofford	A
A.20	4-6	L	Wofford	A
	10-5	W	Wofford	A
A.23	7-18	L	Clemson	A
A.24	0-7	L	UNC Asheville	A
A.30	4-11	L	Georgia	A
M. 4	5-0	W	The Citadel	H
M. 5	5-7	L	The Citadel	H
	5-0	W	The Citadel	H
M. 8	8-12	L	High Point	A
M.10	1-7	L	UNCG	A
M.11	4-6	L	UNCG	A
M.12	7-2	W	UNCG	A
M.14	2-4	L	Georgia State	H
M.15	0-14	L	South Carolina	A
M.17	4-13	L	East Tennessee State	A
M.18	4-3	W	East Tennessee State	A
M.19	9-4	W	East Tennessee State	A
Southern Conference Tournament (Charleston, S.C.)					
M.22	6-7	L	College of Charleston	A
M.23	7-5	W	Wofford	H
M.24	6-0	W	The Citadel	A
M.24	9-7	W	UNCG	A
M.25	4-10	L	Georgia Southern	A
N1	—	—	Conway, S.C.	—
2003 (32-24, 17-13 SoCon/5th)					
Head Coach: Ron Smith					
F. 8	4-0	W	High Point	H
	1-0	W	High Point	H
F. 9	13-3	W	High Point	H
F.19	3-7	L	Charlotte	H
F.23	8-6	W	Niagara	H
	9-7	W	Niagara	H
F.25	14-1	W	North Carolina State	A
F.28	10-6	W	Ohio	H

M. 1	5-6	L	Ohio	H
M. 2	1-2	L	Ohio	H
M. 5	2-9	L	South Carolina	A
M. 8	2-6	L	Georgia Southern	A
	2-1	W	Georgia Southern	A
M. 9	3-6	L	Georgia Southern	A
M.12	8-11	L	Winthrop	H
M.14	4-14	L	UNCG	H
M.15	2-1	W	UNCG	H
M.16	5-6	L	UNCG	H
M.22	7-1	W	VMI	A
	5-8	L	VMI	A
M.23	3-4	L	VMI	A
M.25	7-5	W	South Carolina	H
M.28	2-3	L	Western Carolina	H
M.29	5-6	L	Western Carolina	H
M.30	4-2	W	Western Carolina	H
A. 2	8-7	W	High Point	A
A. 5	7-3	W	Wofford	A
	9-3	W	Wofford	A
A. 6	6-7	L	Wofford	A
A.11	5-2	W	Appalachian State	H
A.12	9-2	W	Appalachian State	H
A.13	15-1	W	Appalachian State	H
A.16	5-2	W	Charlotte	A
A.18	7-1	W	College of Charleston	A
A.19	1-10	L	College of Charleston	A
A.20	5-4	W	College of Charleston	A
A.23	3-5	L	UNC Asheville	A
A.25	4-6	L	The Citadel	H
A.26	15-8	W	The Citadel	H
A.27	1-5	L	The Citadel	H
A.30	5-15	L	Winthrop	A
M. 2	4-3	W	Davidson	A
M. 3	6-0	W	Davidson	A
M. 4	5-6	L	Davidson	A
M. 7	2-5	L	UNC Asheville	H
M. 8	10-8	W	Clemson	H
M. 9	3-2	W	East Tennessee State	H
M.10	8-0	W	East Tennessee State	H
M.11	9-4	W	East Tennessee State	H
M.13	12-9	W	Clemson	A
M.14	10-6	W	Georgia State	A

M.16	0-3	L	Charleston Southern	H
M.17	5-3	W	Charleston Southern	H
Southern Conference Tournament (Charleston, S.C.)					
M.21	3-2	W	UNCG	A
M.22	1-6	L	Western Carolina	A
M.23	1-2	L	VMI	H
2004 (21-33, 11-19 SoCon/9th)					
Head Coach: Ron Smith					
F.14	9-8	W	High Point	H
	4-5	L	High Point	H
Southwest Diamond Classic (Fort Worth, Texas)					
F.19	5-8	L	Dallas Baptist	H
F.20	0-10	L	Oklahoma State	H
F.21	2-7	L	Texas Christian	H
F.28	1-8	L	Miami (Ohio)	H
	4-1	W	Miami (Ohio)	H
F.29	4-6	L	Miami (Ohio)	H
M. 3	4-7	L	South Carolina	A
M. 5	4-3	W	Ball State	N1
M. 6	6-9	L	William & Mary	N1
M.10	2-1	W	Gardner-Webb	A
M.12	2-5	L	Louisiana-Lafayette	A
M.13	6-3	L	Louisiana-Lafayette	A
	2-9	L	Louisiana-Lafayette	A
M.17	9-3	W	UNC Asheville	H
M.19	7-12	L	Georgia Southern	H
M.20	4-7	L	Georgia Southern	H
M.21	7-6	W	Georgia Southern	H
M.24	2-4	L	Charlotte	H
M.26	3-5	L	UNCG	A
M.27	2-4	L	UNCG	A
M.28	8-1	W	UNCG	A
A. 2	7-6	W	Elon	H
A. 3	12-3	W	Elon	H
A. 4	3-6	L	Elon	H
A. 7	6-11	L	Winthrop	H
A. 9	6-9	L	Western Carolina	A
A.10	4-10	L	Western Carolina	A
A.11	6-8	L	Western Carolina	A
A.13	4-3	W	UNC Asheville	H

A.16	1-10	L	Wofford	H
A.17	5-9	L	Wofford	H
A.18	14-5	W	Wofford	H
A.21	4-1	W	Charlotte	A
A.24	14-10	W	Appalachian State	A
	11-2	W	Appalachian State	A
A.25	13-9	W	Appalachian State	A
A.28	14-0	W	Charleston Southern	H
M. 1	1-6	L	College of Charleston	H
	4-10	L	College of Charleston	H
M. 2	1-3	L	College of Charleston	H
M. 5	6-11	L	Winthrop	A
M. 7	1-11	L	The Citadel	A
M. 8	4-5	L	The Citadel	A
M. 9	4-9	L	The Citadel	A
M.11	5-16	L	Clemson	A
M.13	7-14	L	Davidson	H
M.14	9-6	W	Davidson	H
	7-9	L	Davidson	H
M.18	7-6	W	Gardner-Webb	H
M.21	18-7	W	East Tennessee State	A
M.22	15-10	W	East Tennessee State	A
M.23	2-5	L	East Tennessee State	A
N1	—	—	Conway, S.C.	—
2005 (30-29, 13-16 SoCon/8th)					
SoCon Tournament Champion					
Head Coach: Ron Smith					
F.12	15-3	W	High Point	H
	5-9	L	High Point	H
F.13	13-6	W	High Point	H
F.15	8-11	L	Gardner-Webb	H
F.25	6-9	L	Ohio	H
F.26	1-8	L	Ohio	H
F.27	8-2	W	Ohio	H
M. 2	7-9	L	Charleston Southern	A
M. 4	3-5	L	Appalachian State	H
M. 5	13-11	W	Appalachian State	H
M. 6	5-4	W	Appalachian State	H
M. 8	11-4	W	Gardner-Webb	A
M.11	8-10	L	East Tennessee State	H
M.12	14-15	L	East Tennessee State	H
M.13	7-4	W	East Tennessee State	H

2019 FURMAN PALADINS BASEBALL / Year-By-Year Results



A.23 6-10 L Coll. of Charleston ...A
 6-9 L Coll. of Charleston ...A
 A.2412-13 L Coll. of Charleston ...A
 A.26 0-5 L Clemson.....A
 A.27 2-3 L Gardner-Webb.....H
 A.30 5-11 L Samford.....H
 M. 1 5-3 W Samford.....H
 2-3 L Samford.....H
 M.10 1-5 L Clemson*.....H
 M.1313-14 L Western Carolina (16)H
 M.14 9-8 W Western Carolina.....H
 M.15 14-7 W Western Carolina.....H
 M.18 2-0 W Elon.....A
 M.19 7-8 L Elon.....A
 M.20 0-14 L Elon.....A
 Southern Conference Tournament
 (Charleston, S.C.)
 M.25 12-6 W UNCG
 M.26 1-7 L Samford
 M.27 0-5 L Appalachian State
 *Fluor Field

2012 (28-31, 13-17 SoCon/T7th)

Head Coach: Ron Smith

F.17 10-2 W Miami (Ohio).....H
 F.18 2-8 L Miami (Ohio).....H
 11-12 L Miami (Ohio).....H
 F.21 7-5 W Presbyterian.....H
 F.22 3-17 L USC Upstate.....A
 F.24 2-4 L Michigan State*.....H
 F.25 8-6 W Miami (Ohio)*.....H
 2-6 L Michigan State (11)*.....H
 F.29 6-4 W Gardner-Webb.....A
 M. 2 8-3 W Toledo.....H
 M. 3 9-5 W Toledo.....H
 M. 4 8-5 W Toledo.....H
 M. 6 6-1 W UNC Asheville.....A
 M. 9 6-14 L Coll. of Charleston.....H
 M.10 3-4 L Coll. of Charleston.....H
 M.1111-13 L Coll. of Charleston.....H
 M.13 7-4 W East Tennessee State...A
 M.14 10-7 W USC Upstate.....H
 M.16 3-2 W Samford.....A
 M.17 1-11 L Samford.....A
 M.18 1-4 L Samford.....A
 M.20 5-8 L South Carolina*.....H
 M.23 3-7 L Georgia Southern (10)H
 M.24 6-2 W Georgia Southern.....H
 M.25 9-8 W Georgia Southern.....H
 M.28 2-5 L Winthrop.....A
 M.30 11-3 W UNCG.....A
 M.31 9-8 W UNCG.....A
 A. 1 4-9 L UNCG.....A
 A. 3 4-5 L UNC Asheville.....H
 A. 6 18-2 W Elon.....H
 A. 7 5-4 W Elon.....H
 1-3 L Elon.....H
 A.10 5-12 L Clemson*.....H
 A.13 0-3 L Western Carolina.....A
 A.14 2-9 L Western Carolina.....A
 A.15 5-11 L Western Carolina.....A
 A.17 5-4 W Georgia.....A
 A.20 2-14 L Appalachian State.....A
 A.21 5-6 L Appalachian State.....A
 0-14 L Appalachian State.....A
 A.24 2-14 L East Tennessee State...A
 A.25 16-4 W Presbyterian.....A
 M. 2 11-7 W Gardner-Webb.....H
 M. 4 4-3 W Wofford.....H
 M. 5 10-11 L Wofford (12).....H
 M. 6 9-5 W Wofford.....H
 M. 9 0-7 L South Carolina.....A
 M.11 0-7 L The Citadel.....A
 M.12 1-3 L The Citadel.....A
 M.13 8-6 W The Citadel (12).....A
 M.15 2-9 L Clemson.....A
 M.17 12-1 W Davidson.....H
 M.18 5-4 W Davidson (12).....H
 3-2 W Davidson (10).....H

Southern Conference Tournament (Greenville, S.C.)

M.23 5-7 L Appalachian State*
 M.24 9-8 W Western Carolina*
 M.25 13-4 W Appalachian State*
 M.26 2-12 L Samford*
 *Fluor Field

2013 (32-25, 14-16 SoCon/6th)

Head Coach: Ron Smith

F.15 4-3 W Michigan State*.....H
 F.16 6-5 W Miami (Ohio).....H
 F.20 1-6 L Gardner-Webb.....H
 F.22 6-5 W Miami (Ohio)* (11).....H
 F.23 8-5 W Michigan State*.....H
 F.23 5-1 W Cincinnati*.....H
 F.26 2-5 L South Carolina.....A
 F.27 6-5 W USC Upstate.....H
 M. 1 10-4 W Elon (12).....A
 M. 2 4-5 L Elon (12).....A
 M. 3 10-6 W Elon.....A
 M. 5 4-1 W Coastal Carolina#.....A
 M. 6 11-6 W Coastal Carolina#.....A
 M. 8 3-1 W Appalachian State.....H
 M. 9 6-5 W Appalachian State.....H
 M.10 9-10 L Appalachian State (11)H
 M.12 7-3 W Eastern Kentucky.....H
 M.15 7-1 W Davidson.....A
 M.16 2-22 L Davidson.....A
 M.17 6-7 L Davidson* (10).....A
 M.19 7-5 W Georgia.....A
 M.22 1-9 L Samford.....H
 4-9 L Samford.....H
 M.23 6-16 L Samford.....H
 M.28 8-10 L Presbyterian.....H
 M.29 8-3 W Presbyterian.....A
 M.30 2-6 L Presbyterian.....H
 A. 3 6-5 W South Carolina*.....H
 A. 5 9-2 W Western Carolina.....H
 A. 6 5-8 L Western Carolina.....H
 A. 7 3-9 L Western Carolina (12)H
 A.10 4-13 L Winthrop.....A
 A.12 8-10 L Wofford.....A
 A.13 13-3 W Wofford.....A
 A.14 0-5 L Wofford.....A
 A.19 11-9 W Coll. of Charleston...A
 A.20 6-5 W Coll. of Charleston...A
 A.21 1-6 L Coll. of Charleston...A
 A.23 11-6 W USC Upstate*.....A
 A.26 0-6 L The Citadel.....H
 A.27 7-13 L The Citadel.....H
 14-10 W The Citadel.....H
 M. 1 6-1 W Winthrop.....H
 M. 3 13-5 W Georgia Southern.....A
 M. 4 5-3 W Georgia Southern (11)A
 M. 8 2-14 L Clemson*.....H
 2-12 L Clemson*.....H
 M.10 4-16 L UNCG.....H
 M.11 13-7 W UNCG.....H
 M.12 6-4 W UNCG.....H
 M.14 8-5 W Gardner-Webb.....A
 M.16 19-3 W Dayton.....H
 M.17 5-2 W Dayton.....H
 Southern Conference Tournament
 (Greenville, S.C.)
 M.22 10-1 W Elon*
 M.23 2-3 L Georgia Southern*
 M.24 1-8 L Elon*
 *Fluor Field
 #Myrtle Beach, S.C.

2014 (26-33, 11-15 SoCon/8th)

Head Coach: Ron Smith

F.15 5-2 W Norfolk State.....H
 F.16 6-11 L Xavier.....H
 13-5 W Toledo*.....H
 F.18 5-3 W East Tennessee State...A
 F.21 9-14 L VCU.....H
 F.22 7-8 L VCU.....H
 F.23 2-3 L VCU (10).....H

F.25 4-6 L Georgia.....A
 F.28 4-2 W Maine.....N1
 M. 1 3-1 W Stetson.....A
 M. 2 2-8 L Iowa.....N1
 M. 4 13-1 W USC Upstate*.....H
 M. 8 3-15 L Gardner-Webb.....H
 6-7 L Gardner-Webb.....H
 M. 9 2-3 L Gardner-Webb (10)....A
 M.11 0-5 L South Carolina.....A
 M.12 11-9 W Duke.....A
 M.15 2-4 L Hofstra.....H
 5-4 W Hofstra (10).....H
 M.18 6-7 L UNC Asheville.....H
 M.19 2-3 L N.C. Central (10).....H
 M.21 15-7 W UNCG (10).....A
 M.22 8-14 L UNCG.....A
 6-8 L UNCG.....A
 M.25 9-3 W Presbyterian.....H
 M.28 5-9 L Samford.....A
 M.29 11-9 W Samford.....A
 M.30 5-13 L Samford.....A
 A. 1 2-13 L Clemson.....A
 A. 4 2-3 L Davidson.....A
 A. 5 5-10 L Davidson.....A
 A. 6 6-11 L Davidson.....A
 A. 8 2-9 L South Carolina*.....H
 A.11 4-5 L Western Carolina.....A
 A.12 9-5 W Western Carolina.....A
 A.13 6-1 W Western Carolina.....A
 A.17 6-5 W Wofford.....H
 A.18 5-1 W Wofford.....H
 A.22 6-4 W UNC Asheville.....A
 A.25 4-5 L The Citadel.....A
 A.26 9-10 L The Citadel.....A
 A.27 8-6 W The Citadel.....A
 A.30 9-0 W Gardner-Webb.....A
 M. 2 0-6 L Georgia Southern.....H
 M. 3 0-1 L Georgia Southern (11)H
 M. 4 2-7 L Georgia Southern.....H
 M. 7 9-8 W East Tennessee State...H
 M. 9 14-3 W Elon.....H
 M.10 9-7 W Elon.....H
 M.11 9-7 W Elon.....H
 M.13 2-7 L Clemson*.....H
 M.16 7-11 L Appalachian State....A
 9-2 W Appalachian State....A
 M.17 5-6 L Appalachian State....A
 Southern Conference Tournament
 (Charleston, S.C.)
 M.20 6-5 W UNCG (11)
 M.21 3-2 W Western Carolina
 M.22 3-1 W Appalachian State
 M.24 8-11 L Georgia Southern
 7-10 L Georgia Southern (12)
 *Fluor Field
 N1 — Deland, Fla.

2015 (25-33, 11-13 SoCon/6th)

Head Coach: Ron Smith

F.13 5-7 L Akron.....H
 F.14 8-7 W Akron (10).....H
 F.15 3-11 L Akron.....H
 F.17 2-5 L South Carolina.....A
 F.20 1-0 W Xavier.....H
 F.21 6-5 W Indiana (12).....H
 F.22 3-12 L Presbyterian*.....H
 F.27 5-1 W Maryland-E. Shore..N1
 F.28 3-4 L Miami (Ohio).....N1
 M. 3 3-5 L Georgia.....H
 M. 6 7-3 W Marist.....H
 M. 7 13-4 W Marist.....H
 M. 8 10-9 W Marist (11).....H
 M.10 8-9 L UNC Asheville (10)....A
 M.11 6-7 L UNC Asheville.....H
 M.14 11-9 W Michigan State*.....H
 1-12 L Connecticut*.....H
 M.15 8-2 W USC Upstate.....H
 M.17 10-0 W Gardner-Webb.....A
 M.20 6-4 W Samford.....A
 M.21 6-12 L Samford.....A

6-7 L Samford.....A
 M.25 4-7 L Gardner-Webb.....H
 M.27 5-9 L Mercer.....H
 M.28 1-11 L Mercer.....H
 M.29 8-4 W Mercer.....H
 M.31 4-5 L Clemson.....A
 A. 3 7-2 W VMI.....H
 A. 4 10-13 L VMI.....H
 11-12 L VMI.....H
 A. 6 7-26 L Winthrop.....H
 A.10 9-4 W UNCG.....A
 A.11 10-0 W UNCG.....A
 A.12 8-9 L UNCG.....A
 A.14 20-6 W USC Upstate.....H
 A.17 4-14 L Western Carolina...A
 A.18 5-3 W Western Carolina...A
 8-3 W Western Carolina...A
 A.21 2-1 W South Carolina*.....H
 A.2211-16 L Charleston Southern...A
 A.24 2-9 L Coll. of Charleston...A
 A.25 8-10 L Coll. of Charleston...A
 A.26 6-7 L Coll. of Charleston...A
 A.28 12-0 W Winthrop.....H
 M. 1 8-4 W East Tennessee State...H
 M. 2 10-9 W East Tennessee State (10)H
 M. 3 3-7 L East Tennessee State...H
 M. 6 5-7 L Charleston Southern (11)H
 M. 8 6-4 W Wofford.....A
 M. 9 2-7 L Wofford.....A
 M.10 2-3 L Wofford.....A
 M.1215-23 L Clemson*.....H
 M.14 4-5 L The Citadel (10).....H
 M.15 9-8 W The Citadel.....H
 M.16 0-1 L The Citadel.....H
 Southern Conference Tournament
 (Charleston, S.C.)
 M.20 7-16 L Wofford
 M.21 12-4 W Western Carolina
 M.22 0-1 L Wofford
 *Fluor Field
 N1 — Buies Creek, N.C.

2016 (29-30, 14-10 SoCon/4th)

Head Coach: Ron Smith

F.19 2-5 L Fordham*.....H
 F.29 8-15 L Michigan State*.....H
 F.21 9-8 W Presbyterian (11)*.....H
 F.26 8-1 W Dayton.....H
 F.27 9-3 W Dayton.....H
 F.28 5-2 W Dayton.....H
 M. 1 3-11 L USC Upstate.....H
 M. 5 5-2 W Holy Cross.....H
 7-4 W Holy Cross.....H
 M. 6 7-10 L Holy Cross.....H
 M. 8 8-6 W Holy Cross.....H
 M. 9 4-5 L South Carolina.....A
 M.11 6-11 L Tulane.....A
 M.12 6-10 L Tulane.....A
 M.13 0-8 L Tulane.....A
 M.15 9-7 W College of CharlestonH
 M.18 4-15 L Davidson.....A
 M.19 3-4 L Davidson.....A
 M.20 3-4 L Davidson.....A
 M.22 3-6 L Gardner-Webb.....A
 M.24 4-2 W Samford.....H
 M.25 8-5 W Samford.....H
 M.26 3-5 L Samford.....H
 M.29 7-9 L Clemson*.....H
 A. 1 6-5 W East Tennessee State...A
 A. 2 3-6 L East Tennessee State...A
 A. 3 9-13 L East Tennessee State...A
 A. 6 1-2 L Gardner-Webb.....H
 A. 8 7-3 W West Virginia.....A
 A.10 8-6 W West Virginia.....A
 5-8 L West Virginia.....A
 A.13 10-8 W Presbyterian.....A
 A.15 9-7 W UNCG.....H
 A.1611-18 L UNCG.....H
 A.17 0-14 L UNCG (7).....H
 A.19 2-8 L USC Upstate.....A

A.20 4-14 L South Carolina*.....H
 A.22 7-8 L Mercer.....A
 A.23 4-8 L Mercer.....A
 A.24 4-0 W Mercer.....H
 A.26 8-6 W Presbyterian.....H
 A.30 9-6 W The Citadel.....H
 12-7 W The Citadel.....A
 M. 1 4-1 W The Citadel.....A
 M. 4 6-7 L Clemson (11).....A
 M. 6 11-4 W Western Carolina.....H
 M. 7 9-8 W Western Carolina.....H
 M. 8 4-10 L Western Carolina...A
 M.10 4-3 W UNC Asheville.....A
 M.13 6-10 L VMI.....A
 M.14 15-4 W VMI.....A
 M.15 3-1 W VMI.....A
 M.19 2-0 W Wofford.....H
 M.21 5-1 W Wofford.....H
 5-13 L Wofford.....H
 Southern Conference Tournament
 (Greenville, S.C.)
 M.25 3-0 W East Tennessee State*
 M.26 1-6 L Mercer*
 M.2715-10 W UNC Greensboro*
 M.28 0-2 L Samford*
 *Fluor Field

2017 (33-28, 14-10 SoCon/T3rd)

Head Coach: Brett Harker

F.17 9-3 W Dayton.....H
 F.18 9-7 W Dayton.....H
 F.19 11-12 L Dayton.....H
 F.21 6-0 W Presbyterian.....A
 F.24 2-4 L Monmouth.....H
 F.25 12-5 W Monmouth.....H
 F.26 10-6 W Monmouth.....H
 F.28 7-4 W USC Upstate.....A
 M. 3 2-3 L Michigan State*.....H
 M. 4 11-3 W Tenn.-Martin.....H
 M. 5 7-6 W Presbyterian*.....H
 M. 8 7-10 L Butler.....H
 M.10 0-2 L Mississippi.....A
 M.11 0-5 L Mississippi.....A
 M.12 0-1 L Mississippi.....A
 M.17 17-2 W North Carolina A&T...H
 M.1810-11 L North Carolina A&T...H
 M.19 7-3 W North Carolina A&T...H
 M.21 0-5 L Georgia State.....A
 M.24 8-9 L Wofford (10).....A
 M.25 2-21 L Wofford.....A
 12-4 W Wofford.....A
 M.28 0-8 L Clemson.....A
 M.31 4-5 L Mercer.....H
 A. 1 3-5 L Mercer.....H
 A. 2 6-7 L Mercer (10).....H
 A. 4 1-6 L South Carolina.....A
 A. 7 1-3 L UNCG.....A
 A. 8 6-7 L UNCG (11).....A
 A. 9 6-9 L UNCG.....A
 A.11 7-14 L USC Upstate.....H
 A.13 6-5 W Western Carolina.....A
 A.14 8-7 W Western Carolina (10)....A
 A.15 5-2 W Western Carolina.....A
 A.19 11-6 W Presbyterian.....H
 A.21 9-8 W East Tennessee State (10)H
 A.22 11-4 W East Tennessee State...H
 6-3 W East Tennessee State...H
 A.25 12-1 W UNC Asheville.....H
 A.26 0-5 L Gardner-Webb.....A
 A.28 4-2 W The Citadel.....H
 A.29 19-2 W The Citadel.....H
 A.30 13-1 W The Citadel (7).....H
 M. 6 327-10 W Gardner-Webb.....H
 M. 6 3-2 W Samford.....A
 4-1 W Samford.....A
 M. 7 3-4 L Samford.....A
 M. 9 5-10 L Clemson*.....H
 M.13 4-1 W VMI.....H
 8-2 W VMI.....H
 M.14 7-9 L VMI (13).....H

2019 FURMAN PALADINS BASEBALL / Year-By-Year Results



M.16 6-10 L GeorgiaA
 M.18 6-5 W Belmont.....A
 M.19 6-0 W Belmont.....A
 M.20 5-9 L Belmont (8).....A
 Southern Conference Tournament
 (Greenville, S.C.)
 M.24 13-3 W Wofford* (7)
 M.25 6-1 W Mercer*
 M.27 8-12 L UNCG*
 M.27 8-6 W East Tennessee State*
 M.28 6-4 W UNCG*
 1-13 L UNCG* (7)
 *Fluor Field

2018 (24-28, 9-12 SoCon/7th)

Head Coach: Brett Harker

F.16 13-4 W Marist.....H
 F.17 5-4 W Marist.....H
 F.18 7-6 W Marist (10).....H
 F.20 3-12 L Clemson.....A
 F.23 0-10 L N.C. StateA
 F.24 2-9 L N.C. StateA
 F.25 0-9 L N.C. StateA
 F.27 6-4 W South CarolinaA
 M. 2 12-8 W C. Connecticut. State..H
 M. 3 2-10 L C. Connecticut State.H
 M. 4 9-1 W C. Connecticut State.H
 M. 6 12-4 W PennH
 M. 7 4-1 W PennH
 M. 9 3-2 W Michigan State*.....N1
 M.10 5-14 L Illinois*.....H
 M.13 8-3 W Winthrop.....A
 M.15 15-3 W HarvardH
 M.16 2-6 L Harvard (7).....H
 7-6 W Harvard (7).....H
 M.17 8-6 W HarvardH
 M.21 6-15 L Coll. of CharlestonH
 M.23 1-11 L Wichita State.....A
 M.24 3-14 L Wichita State.....A
 M.25 1-3 L Wichita State.....A
 M.27 5-10 L Clemson*H
 M.29 3-4 L SamfordH
 M.30 2-4 L SamfordH
 M.31 0-10 L SamfordH
 A. 4 13-12 W Georgia State.....H
 A. 6 12-9 W Mercer.....A
 A. 8 7-6 W Mercer.....A
 2-3 L Mercer.....A
 A.10 4-5 L Winthrop.....H
 A.13 4-3 W WoffordH
 A.14 5-13 L WoffordH
 2-5 L WoffordH
 A.18 15-12 W Gardner-WebbA
 A.20 1-12 L VMIA
 A.21 7-13 L VMIA
 A.22 19-1 W VMI (7).....A
 A.24 2-10 L South Carolina*.....H
 A.28 11-5 W The Citadel (10).....A
 1-6 L The Citadel.....A
 A.29 6-1 W The Citadel.....A
 M. 4 13-4 W Western CarolinaH
 M. 5 1-2 L Western CarolinaH
 M. 6 2-5 L Western CarolinaH
 M.11 2-15 L East Tennessee State..A
 M.12 6-5 W East Tennessee State..A
 M.13 9-4 W East Tennessee State..A
 Southern Conference Tournament
 (Greenville, S.C.)
 M.23 0-4 L Samford*
 M.24 2-5 L East Tennessee State*

*Fluor Field

N1 — Greenville, S.C. (Began listing Fluor Field games vs. MSU as neutral site games due to fact they are host of First Pitch Invitational)

2019 (26-31, 13-11 SoCon/5th)

Head Coach: Brett Harker

F.15 3-6 L Morehead StateH
 F.16 16-11 W Morehead StateH

5-6 L Morehead StateH
 F.24 3-5 L Gardner-WebbH
 F.25 7-2 W Gardner-WebbH
 F.27 3-4 L UNC Asheville.....H
 M. 2 7-13 L Wake Forest.....N1
 M. 3 1-5 L Wake Forest.....A
 2-11 L Wake Forest.....A
 M 5 1-3 L Clemson*H
 M. 9 6-5 W Appalachian State.....H
 M.10 0-14 L Appalachian State* ...A
 M.11 11-10 W Ohio State (10).....H
 M.13 7-4 W USC UpstateA
 M.15 3-13 L Coll. of CharlestonA
 M.16 1-2 L Coll. of CharlestonA
 M.17 1-3 L Coll. of CharlestonA
 M.19 7-12 L South Carolina*H
 M.22 4-8 L SamfordA
 M.23 4-14 L SamfordA
 M.24 0-3 L SamfordA
 M.26 14-5 W Winthrop.....A
 M.27 18-3 W Gardner-Webb#A
 M.29 5-4 W The Citadel.....H
 M.30 20-6 W The Citadel.....H
 M.31 7-2 W The Citadel.....H
 A. 2 6-8 L WinthropH
 A. 3 8-10 L Georgia StateA
 A. 5 10-3 W UNCGA
 A. 6 9-11 L UNCG (13).....A
 A. 7 1-2 L UNCGA
 A.10 0-2 L Clemson*H
 A.12 4-3 W East Tennessee State (12)H
 A.13 7-8 L East Tennessee State H
 5-11 L East Tennessee State H
 A.16 3-2 W UNC Asheville.....A
 A.18 9-4 W Western CarolinaA
 A.20 4-3 W Western CarolinaA
 1-5 L Western CarolinaA
 A.23 5-4 W USC Upstate (10).....H
 A.24 4-3 W Georgia State (11).....H
 A.26 7-11 L KansasH
 A.27 3-0 W KansasH
 A.28 1-15 L KansasH
 M. 3 4-10 L VMIH
 M. 4 11-4 W VMIH
 M. 5 13-5 W VMIH
 M. 8 7-4 W South CarolinaA
 M.10 7-3 W WoffordA
 9-3 W WoffordA
 M.12 8-9 L WoffordA
 M.16 3-8 L Mercer.....H
 M.17 8-7 W Mercer (10)H
 M.18 5-3 W Mercer.....H

Southern Conferene Tournament
 (Greenville, S.C.)
 M.22 2-11 L Mercer*
 M.23 9-7 W Western Carolina*
 M.24 5-7 L East Tennessee State*

*Fluor Field

#Shelby, N.C.

2019 FURMAN PALADINS BASEBALL / All-Time Roster



	G	AVG	AB	R	H	2B	3B	HR	RBI	TB	SLU	BB	HP	SO	SF	SB	A	PO	A	E	TC	FLD	W	L	ERA	AP	G	SC	SV	IP	H	R	ER	BB	SO	HBWP											
Donnald, J.F. (1B).....Piedmont, S.C. 1902	-	-	-	-	-	-	-	-	-	-	-	-	-	-	-	-	-	-	-	-	-	-	-	-	-	-	-	-	-	-	-	-	-	-	-	-	-	-	-								
Donovan, Danny (2B).....Easley, S.C. 1962	-	-	-	-	-	-	-	-	-	-	-	-	-	-	-	-	-	-	-	-	-	-	-	-	-	-	-	-	-	-	-	-	-	-	-	-	-	-	-	-							
Donovan, Tom (RHP).....Jacksonville, Fla. 1977	3	.000	2	0	0	0	0	0	1	0.000	0	0	1	0-0	0-0	0	0	0	0	0	0	0.000	0	0	0.33	2-0	0	0	1.1	6	6	5	1	0	0	0	0	0									
Dorman, Ray (1B, OF).....Jacksonville, Fla. 1938-39-40	-	-	-	-	-	-	-	-	-	-	-	-	-	-	-	-	-	-	-	-	-	-	-	-	-	-	-	-	-	-	-	-	-	-	-	-	-	-	-								
Doubleday, Ed (RHP).....Glen Falls, N.Y. 1984-85-86	1	.000	1	0	0	0	0	0	0	0.000	0	0	1	0-0	0-0	7	23	4	34	882	6	15	5.92	34-22	7	1	155.0	214	122	102	50	100	3	13	11	4.29	37-29	8	120.1	233	140	96	121	64	2	13	
Dover, Steve (P)..... 1975	-	-	-	-	-	-	-	-	-	-	-	-	-	-	-	-	-	-	-	-	-	-	-	-	-	-	-	-	-	-	-	-	-	-	-	-	-	-	-	-	-						
Dowd, Artie (LHP).....Oradell, N.J. 1976-77-78-79	1	.000	2	0	0	0	0	0	0	0.000	0	0	2	0	0	2	20	5	27	815	13	11	4.29	37-29	8	120.1	233	140	96	121	64	2	13	11	4.29	37-29	8	120.1	233	140	96	121	64	2	13		
Drumme, Joe (2B, OF).....Cheverly, Md. 1980-81-82-83	109	.284	366	50	104	9	0	6	52	134	.367	28	3	41	9-10	6-9	202	73	20	295	.932	-	-	-	-	-	-	-	-	-	-	-	-	-	-	-	-	-	-	-	-	-	-				
Drummond, James C.Fountain Inn, S.C. 1920	-	-	-	-	-	-	-	-	-	-	-	-	-	-	-	-	-	-	-	-	-	-	-	-	-	-	-	-	-	-	-	-	-	-	-	-	-	-	-	-	-	-	-				
Drummond, James M.Lanford, S.C. 1914-15-16	-	-	-	-	-	-	-	-	-	-	-	-	-	-	-	-	-	-	-	-	-	-	-	-	-	-	-	-	-	-	-	-	-	-	-	-	-	-	-	-	-	-	-	-			
Drummond, William L.Lanford, S.C. 1912-13-14-15	-	-	-	-	-	-	-	-	-	-	-	-	-	-	-	-	-	-	-	-	-	-	-	-	-	-	-	-	-	-	-	-	-	-	-	-	-	-	-	-	-	-	-	-	-		
Dubas, Asher (OF).....Holland, Pa. 1997	18	.267	15	3	40	0	0	0	0	4.267	1	3	4	0-0	0-1	8	0	0	81.000	-	-	-	-	-	-	-	-	-	-	-	-	-	-	-	-	-	-	-	-	-	-	-	-	-	-		
Ducket, Henry.....Greenwood, S.C. 1908-09-10	-	-	-	-	-	-	-	-	-	-	-	-	-	-	-	-	-	-	-	-	-	-	-	-	-	-	-	-	-	-	-	-	-	-	-	-	-	-	-	-	-	-	-	-	-		
Dudzinski, Brian (RHP).....Lincroft, N.J. 2010-11	-	-	-	-	-	-	-	-	-	-	-	-	-	-	-	-	-	-	-	-	-	-	-	-	-	-	-	-	-	-	-	-	-	-	-	-	-	-	-	-	-	-	-	-	-		
Dufour, Steve (1B)..... 1975	5	.111	9	0	1	0	0	0	1	1.111	2	0	6	0-0	0-0	28	0	2	30	.933	-	-	-	-	-	-	-	-	-	-	-	-	-	-	-	-	-	-	-	-	-	-	-	-	-	-	
Dugan, Mike (LHP).....Naples, Fla. 2000-01-02	-	-	-	-	-	-	-	-	-	-	-	-	-	-	-	-	-	-	-	-	-	-	-	-	-	-	-	-	-	-	-	-	-	-	-	-	-	-	-	-	-	-	-	-	-	-	
Duke, Steve (RHP).....Atlanta, Ga. 1984-85	11	.000	1	1	1	0	0	0	0	11.000	0	0	0	0-0	0-0	6	6	1	13	.923	3	6	8.00	23-9	6	0	72.0	121	89	64	40	23	1	12	0	0	0	0	0	0	0	0	0	0	0	0	0
Duncan, Bill (RHP).....West Columbia, S.C. 1985	-	-	-	-	-	-	-	-	-	-	-	-	-	-	-	-	-	-	-	-	-	-	-	-	-	-	-	-	-	-	-	-	-	-	-	-	-	-	-	-	-	-	-	-	-	-	
Duncan, Mike (INF).....Greenville, S.C. 1976	8	.300	10	0	3	0	0	0	0	3.300	1	0	1	1-0	0-2	7	6	1	14	.928	-	-	-	-	-	-	-	-	-	-	-	-	-	-	-	-	-	-	-	-	-	-	-	-	-	-	-
Duncan, Orvel (OF).....Spartanburg, S.C. 1939-40	-	-	-	-	-	-	-	-	-	-	-	-	-	-	-	-	-	-	-	-	-	-	-	-	-	-	-	-	-	-	-	-	-	-	-	-	-	-	-	-	-	-	-	-	-	-	
Dunlavy, David (P).....Spartanburg, S.C. 2019	-	-	-	-	-	-	-	-	-	-	-	-	-	-	-	-	-	-	-	-	-	-	-	-	-	-	-	-	-	-	-	-	-	-	-	-	-	-	-	-	-	-	-	-	-	-	
Dunn, Herbert (3B).....Donalds, S.C. 1904-07	-	-	-	-	-	-	-	-	-	-	-	-	-	-	-	-	-	-	-	-	-	-	-	-	-	-	-	-	-	-	-	-	-	-	-	-	-	-	-	-	-	-	-	-	-	-	
Duquette, Larry (INF).....LaGrange, Ga. 1986-87	37	.209	87	9	18	0	0	1	7	21	.241	4	1	19	1-0	0-0	56	68	9	133	.932	-	-	-	-	-	-	-	-	-	-	-	-	-	-	-	-	-	-	-	-	-	-	-	-	-	-
Dvorak, Will (RHP).....Winter Park, Fla. 2015-16-17	-	-	-	-	-	-	-	-	-	-	-	-	-	-	-	-	-	-	-	-	-	-	-	-	-	-	-	-	-	-	-	-	-	-	-	-	-	-	-	-	-	-	-	-	-	-	
Dyk, Andrew (RHP).....Lexington, Ky. 1998	-	-	-	-	-	-	-	-	-	-	-	-	-	-	-	-	-	-	-	-	-	-	-	-	-	-	-	-	-	-	-	-	-	-	-	-	-	-	-	-	-	-	-	-	-	-	

2019 FURMAN PALADINS BASEBALL / All-Time Roster



	G	AVG	AB	R	H	2B	3B	HR	RBI	TB	SLU	BB	HP	SO	SF	SB	A	PO	E	TC	FLD	W	L	ERA	AP	G	SC	SV	IP	H	R	ER	BB	SO	HBWP				
Freeman, Scott (INF).....Fountain Inn, S.C. 1982	-	-	-	-	-	-	-	-	-	-	-	-	-	-	-	-	-	-	-	-	-	-	-	-	-	-	-	-	-	-	-	-	-	-	-	-	-		
Friedman, Jay (RHP).....Birmingham, Ala. 2008-09-10-11	-	-	-	-	-	-	-	-	-	-	-	-	-	-	-	-	-	-	-	-	-	-	-	-	-	-	-	-	-	-	-	-	-	-	-	-	-		
Fry, Glenn (2B, SS).....Cheverly, Md. 1969-70-71	94	.271	328	44	89	10	6	3	46	119	.363	-	-	-	-	-	-	-	-	-	-	-	-	-	-	-	-	-	-	-	-	-	-	-	-	-	-		
Funk, Kyle (RHP).....Cincinnati, Ohio 2001-03-04-05	-	-	-	-	-	-	-	-	-	-	-	-	-	-	-	-	-	15	39	2	56	.964	8	16	6.50	53-36	0	0	202.0	291	173	146	56	99	17	8	-		
G —																																							
Gaddis, Will (RHP).....Brentwood, Tenn. 2015-16-17	-	-	-	-	-	-	-	-	-	-	-	-	-	-	-	-	-	23	48	2	73	.973	22	12	3.43	47-43	4	1	288.1	277	138	110	59	234	13	23	-		
Gaid, Kevin (RHP).....Roswell, Ga. 2008-09-10	1	.000	1	0	0	0	0	0	0	0.000	0	0	0	0	0-0	0-0	0	6	14	5	25	.800	3	7	6.75	32-23	0	0	109.1	142	107	82	49	68	21	7	-		
Gaines, Bill (OF).....Nashville, Tenn. 1955-56-57	-	-	-	-	-	-	-	-	-	-	-	-	-	-	-	-	-	-	-	-	-	-	-	-	-	-	-	-	-	-	-	-	-	-	-	-	-	-	
Galloway, Albert (1B).....Abbeville, S.C. 1924-25	-	-	-	-	-	-	-	-	-	-	-	-	-	-	-	-	-	-	-	-	-	-	-	-	-	-	-	-	-	-	-	-	-	-	-	-	-	-	
Galloway, Bruce.....Trenton, S.C. 1955	-	-	-	-	-	-	-	-	-	-	-	-	-	-	-	-	-	-	-	-	-	-	-	-	-	-	-	-	-	-	-	-	-	-	-	-	-	-	
Galphin, George (P).....St. Matthews, S.C. 1920	-	-	-	-	-	-	-	-	-	-	-	-	-	-	-	-	-	-	-	-	-	-	-	-	-	-	-	-	-	-	-	-	-	-	-	-	-	-	
Galphin, James (OF).....Hepzibah, Ga. 1909-10-11-12	-	-	-	-	-	-	-	-	-	-	-	-	-	-	-	-	-	-	-	-	-	-	-	-	-	-	-	-	-	-	-	-	-	-	-	-	-	-	
Gantt, Sam (2B).....Sumter, S.C. 1955	-	-	-	-	-	-	-	-	-	-	-	-	-	-	-	-	-	-	-	-	-	-	-	-	-	-	-	-	-	-	-	-	-	-	-	-	-	-	
Garcia, Jeremiah (LHP).Fountain Inn, S.C. 2019	-	-	-	-	-	-	-	-	-	-	-	-	-	-	-	-	-	-	-	-	-	0	0	10.80	9	0	0	10.0	14	13	12	4	10	4	2	-			
Gardner, Brooks (OF).....Greenville, S.C. 1992-93	13	.148	27	3	4	0	0	0	0	4.148	0	0	7	0-0	1-2	8	0	1	9	889	-	-	-	-	-	-	-	-	-	-	-	-	-	-	-	-	-	-	
Gargano, Don (LHP).....Haddonfield, N.J. 1985	-	-	-	-	-	-	-	-	-	-	-	-	-	-	-	-	-	1	10	1	12	.917	1	5	4.66	9-7	4	0	48.1	55	41	25	38	28	1	2	-		
Garrett, Bart (OF, DH).....Montgomery, Ala. 1996-97	29	.286	63	6	18	5	0	1	12	26.413	3	1	11	2-1	0-1	0	0	0	0	.000	-	-	-	-	-	-	-	-	-	-	-	-	-	-	-	-	-	-	
Garrett, Henry (P)..... 1937	-	-	-	-	-	-	-	-	-	-	-	-	-	-	-	-	-	-	-	-	-	-	-	-	-	-	-	-	-	-	-	-	-	-	-	-	-	-	
Garrick, Tommy (OF).....Orangeburg, S.C. 1972	3	.000	2	0	0	0	0	0	0	0	0	0	1	0-0	0-0	-	-	-	-	-	-	-	-	-	-	-	-	-	-	-	-	-	-	-	-	-	-	-	
Garrison, Donnie (C).....Easley, S.C. 1954	-	-	-	-	-	-	-	-	-	-	-	-	-	-	-	-	-	-	-	-	-	-	-	-	-	-	-	-	-	-	-	-	-	-	-	-	-	-	
Garrison, Steve (1B).....Easley, S.C. 1978-79-80-81	105	.294	350	61	103	24	3	11	65	166.474	47	1	78	10-0	2-8	706	66	21	793	.974	-	-	-	-	-	-	-	-	-	-	-	-	-	-	-	-	-	-	-
Gary, Stephen (LHP).....Greenwood, S.C. 2009-10-11-12	-	-	-	-	-	-	-	-	-	-	-	-	-	-	-	-	-	4	21	4	29	.862	8	4	6.33	104-5	0	1	118.0	127	99	83	91	77	17	20	-		
Gay, Buck (RHP).....Taylors, S.C. 1952-53-54-55	-	-	-	-	-	-	-	-	-	-	-	-	-	-	-	-	-	-	-	-	-	-	-	-	-	-	-	-	-	-	-	-	-	-	-	-	-	-	
Gentry, R.A.Anderson, S.C. 1901	-	-	-	-	-	-	-	-	-	-	-	-	-	-	-	-	-	-	-	-	-	-	-	-	-	-	-	-	-	-	-	-	-	-	-	-	-	-	
Gerber, Matt (INF).....Maitland, Fla. 2002	15	.160	25	1	4	0	0	0	1	4.160	3	0	4	1-0	0-0	10	4	4	18	.778	-	-	-	-	-	-	-	-	-	-	-	-	-	-	-	-	-	-	-
Geisler, Ed (RHP).....Potomac, Md. 1981-82	-	-	-	-	-	-	-	-	-	-	-	-	-	-	-	-	-	1	6	2	9	.778	0	5	7.45	12-6	1	0	44.2	67	60	37	36	8	1	3	-		
Germany, Joshua (RHP).....Alpharetta, Ga. 2019	-	-	-	-	-	-	-	-	-	-	-	-	-	-	-	-	-	-	-	-	-	-	-	-	-	-	-	-	-	-	-	-	-	-	-	-	-	-	
Gibbs, Spence (INF).....Simpsonville, S.C. 2004-05-06-07	118	.260	300	40	78	9	1	4	31	101.337	27	7	47	15-1	0-1	96	184	23	303	.924	0	0	0.00	1	0	0	0	1.0	2	1	0	0	2	1	0	-			
Gluckman, Simon (C).....Cincinnati, Ohio 1994-95-96-97	146	.239	405	58	97	23	1	5	60	137.338	48	6	52	5-5	8-19	655	97	14	766	.982	-	-	-	-	-	-	-	-	-	-	-	-	-	-	-	-	-	-	
Glymph, Hugh (P).....Greenville, S.C. 1948-50	-	-	-	-	-	-	-	-	-	-	-	-	-	-	-	-	-	-	-	-	-	-	-	-	-	-	-	-	-	-	-	-	-	-	-	-	-	-	
Godfrey, Gordon (C).....Woodruff, S.C. 1963-64	-	-	-	-	-	-	-	-	-	-	-	-	-	-	-	-	-	-	-	-	-	-	-	-	-	-	-	-	-	-	-	-	-	-	-	-	-	-	
Godsey, Rick (P, 1B).....Palmer Park, Md. 1966-67	-	-	-	-	-	-	-	-	-	-	-	-	-	-	-	-	-	-	-	-	-	-	-	-	-	-	-	-	-	-	-	-	-	-	-	-	-	-	
Goldsberry, J.P. (RHP).....Tampa, Fla. 2007-08	-	-	-	-	-	-	-	-	-	-	-	-	-	-	-	-	-	6	3	3	12	.750	3	2	8.59	24-10	0	1	51.1	73	57	49	22	28	6	4	-		
Goecker, Rob (SS).....St. Petersburg, Fla. 1989-90-91-92	178	.290	659	105	191	37	3	8	71	258.392	46	13	49	7-5	31-41	261	505	64	830	.923	-	-	-	-	-	-	-	-	-	-	-	-	-	-	-	-	-	-	-
Goodyear, Marion (RHP).....Mullins, S.C. 1973-74	10	.278	18	1	5	1	0	0	4	6.333	6	0	7	2-0	0-0	-	-	-	-	-	-	6	5	1.99	20-14	7	0	108.1	95	49	24	34	47	1	3	-			
Goolsby, Dan (RHP).....Apopka, Fla. 1965	7	.285	7	1	2	0	0	0	2	2.85	2	0	2	0-0	0-0	0	7	1	8	.875	1	4	10.66	7-2	0	0	17.0	31	19	19	13	7	-	-	-	-	-		
Gottlieb, Kevin (LHP)Palm Beach Gardens, Fla. 2001-10-11-12	-	-	-	-	-	-	-	-	-	-	-	-	-	-	-	-	-	2	4	0	461.000	1	5	8.23	54-2	0	2	50.1	80	54	46	31	28	8	5	-			
Grandizio, Bobby (3B).....Saltsburg, Pa. 1992-93-94-95	99	.230	269	36	62	5	0	24	67	249	34	2	45	9-0	6-16	79	176	34	289	.882	-	-	-	-	-	-	-	-	-	-	-	-	-	-	-	-	-	-	
Grant, Steve (3B, 1B).....Paramus, N.J. 1977-79-80	89	.226	287	39	65	9	1	3	27	86.300	32	3	27	9-1	2-3	493	68	28	589	.952	-	-	-	-	-	-	-	-	-	-	-	-	-	-	-	-	-	-	
Grantham, Don (OF).....Augusta, Ga. 1958	-	-	-	-	-	-	-	-	-	-	-	-	-	-	-	-	-	-	-	-	-	-	-	-	-	-	-	-	-	-	-	-	-	-	-	-	-		
Gray, Matt (1B, 3B).....Vestavia Hills, Ala. 1993-94-95-96	80	.209	167	14	35	9	0	1	17	47.281	12	4	32	3-1	1-3	220	45	10	275	.964	-	-	-	-	-	-	-	-	-	-	-	-	-	-	-	-	-	-	
Green, W.W. 1906	-	-	-	-	-	-	-	-	-	-	-	-	-	-	-	-	-	-	-	-	-	-	-	-	-	-	-	-	-	-	-	-	-	-	-	-	-	-	
Greene, Andrew (OF).....Liburn, Ga. 2003-04-05-06	206	.293	754	150	221	13	1	3	83	245.325	60	11	110	38-4	76-88	510	11																						

2019 FURMAN PALADINS BASEBALL / All-Time Roster



	G	AVG	AB	R	H	2B	3B	HR	RBI	TB	SLU	BB	HP	SO	SF	SB-A	PO	A	E	TC	FLD	W	L	ERA	AA	GSCG	SV	IP	H	R	ER	BB	SO	HBWP				
Hunnicut, A.J. (P).....Anderson, S.C. 1902	-	-	-	-	-	-	-	-	-	-	-	-	-	-	-	-	-	-	-	-	-	-	-	-	-	-	-	-	-	-	-	-	-	-	-	-	-	-
Hunter, Ben (RHP).....Cincinnati, Ohio 2005	-	-	-	-	-	-	-	-	-	-	-	-	-	-	-	-	-	0	8	1	9	933	6	4	4.38	16-13	0	0	74.0	68	48	36	33	89	12	16		
Hurst, Calvin (RHP).....Banner Elk, N.C. 2002-03-04-05	-	-	-	-	-	-	-	-	-	-	-	-	-	-	-	-	-	6	23	3	32	906	5	6	4.51	84-4	0	11	113.2	128	70	57	35	50	7	6		
Hurst, Rock (C).....Knoxville, Tenn. 1982-83-84-85	126	.341	443	84	151	21	4	31	116	273	.616	42	1	90	5-4	30-33	538	67	34	639	.947	-	-	-	-	-	-	-	-	-	-	-	-	-	-	-	-	-
Hutt, Bill (OF).....Atlanta, Ga. 1935	-	-	-	-	-	-	-	-	-	-	-	-	-	-	-	-	-	-	-	-	-	-	-	-	-	-	-	-	-	-	-	-	-	-	-	-	-	
I —																																						
Ingrum, Jerry (P).....Opelika, Ala. 1958-59	-	-	-	-	-	-	-	-	-	-	-	-	-	-	-	-	-	-	-	-	-	-	-	-	-	-	-	-	-	-	-	-	-	-	-	-	-	-
Inman, Essie.....Mt. Joy, S.C. 1902	-	-	-	-	-	-	-	-	-	-	-	-	-	-	-	-	-	-	-	-	-	-	-	-	-	-	-	-	-	-	-	-	-	-	-	-	-	-
Irby, PopeLaurens, S.C. 1902	-	-	-	-	-	-	-	-	-	-	-	-	-	-	-	-	-	-	-	-	-	-	-	-	-	-	-	-	-	-	-	-	-	-	-	-	-	-
J —																																						
Jackson, Jay (OF, RHP).....Taylors, S.C. 2006-07-08	138	.304	513	101	156	29	6	23	115	266	.519	39	6	135	5-6	26-35	296	47	15	358	.958	13	6	4.15	41-34	0	2	208.1	191	113	96	90	165	17	12			
Jackson, John (LHP).....Cumberland, RI 1969-70-71	22	.192	26	0	5	0	0	0	3	5	.192	-	-	-	-	-	-	-	-	-	-	-	4	6	4.38	21-10	4	0	63.2	59	49	31	59	54	-	-		
Jackson, Tre (OF).....College Park, Ga. 2017	8	.000	4	2	0	0	0	0	0	0.000	0	1	0	0-0	0-0	0	0	1	1	1.000	-	-	-	-	-	-	-	-	-	-	-	-	-	-	-	-	-	-
Jacobs, Mark (OF).....Brentwood, Tenn. 2009	41	.000	2	0	2	0	0	0	0	21.000	0	0	0	0-0	0-0	1	0	0	11.000	-	-	-	-	-	-	-	-	-	-	-	-	-	-	-	-	-	-	-
James, Lawton (OF).....Horatio, S.C. 1934-35	-	-	-	-	-	-	-	-	-	-	-	-	-	-	-	-	-	-	-	-	-	-	-	-	-	-	-	-	-	-	-	-	-	-	-	-	-	
James, Leon (2B).....Greenwood, S.C. 1964	-	-	-	-	-	-	-	-	-	-	-	-	-	-	-	-	-	-	-	-	-	-	-	-	-	-	-	-	-	-	-	-	-	-	-	-	-	
Jamroz, Steve (RHP).....Ridgewood, N.J. 1977-78-79-80	-	-	-	-	-	-	-	-	-	-	-	-	-	-	-	-	-	-	-	-	-	5	18	5.74	38-25	9	0	189.2	238	170	121	93	75	-	-			
Jeffcoat, Warren (OF).....Fort Myers, Fla. 1939	-	-	-	-	-	-	-	-	-	-	-	-	-	-	-	-	-	-	-	-	-	-	-	-	-	-	-	-	-	-	-	-	-	-	-	-	-	
Jeffers, W.H. (3B).....Florence, S.C. 1929-30	-	-	-	-	-	-	-	-	-	-	-	-	-	-	-	-	-	-	-	-	-	-	-	-	-	-	-	-	-	-	-	-	-	-	-	-	-	
Jenkins, J.B. (INF).....Germantown, Tenn. 2008-09-10-11	156	.242	472	62	114	27	6	10	61	183	.388	31	7	101	14-6	16-20	216	401	42	659	.936	0	0	6.30	7-0	0	0	10.0	13	7	7	1	6	1	0			
Jenkins, Josephus (OF).....Anderson, S.C. 1938	-	-	-	-	-	-	-	-	-	-	-	-	-	-	-	-	-	-	-	-	-	-	-	-	-	-	-	-	-	-	-	-	-	-	-	-	-	
Jennings, Buddy (1B, OF)..... 1966-67	-	-	-	-	-	-	-	-	-	-	-	-	-	-	-	-	-	-	-	-	-	-	-	-	-	-	-	-	-	-	-	-	-	-	-	-	-	
Jennings, Charlie (SS).....Columbia, S.C. 1961-62-63	-	-	-	-	-	-	-	-	-	-	-	-	-	-	-	-	-	-	-	-	-	-	-	-	-	-	-	-	-	-	-	-	-	-	-	-	-	
John, Tommy (P, 1B, DH) ..Charlotte, N.C. 1997-98-99-00	150	.272	492	96	134	16	7	14	82	206	.419	67	3	84	6-9	14-19	523	120	15	658	.977	7	4	5.73	19-12	4	1	81.2	111	57	52	20	52	2	6			
Johnson, Bryan (INF).....Miami, Fla. 1978	-	.254	67	11	17	1	0	4	13	30	.448	6	-	17	3-0	0-0	144	18	5	167	.970	-	-	-	-	-	-	-	-	-	-	-	-	-	-	-	-	-
Johnson, Jeff (SS).....Greenville, S.C. 1979-80-81-82	103	.314	375	63	118	21	5	11	63	182	.485	24	3	30	20-2	12-15	156	301	57	514	.889	-	-	-	-	-	-	-	-	-	-	-	-	-	-	-	-	-
Johnson, Robert.....Marion, S.C. 1909-10-11-12	-	-	-	-	-	-	-	-	-	-	-	-	-	-	-	-	-	-	-	-	-	-	-	-	-	-	-	-	-	-	-	-	-	-	-	-	-	
Johnson, Scott (RHP).....Lakeland, Fla. 1992-93-94	-	-	-	-	-	-	-	-	-	-	-	-	-	-	-	-	-	0	2	1	3	667	0	2	18.00	10-0	0	0	15.0	31	30	30	16	8	1	2		
Johnson, Taylor (1B, DH, OF) ..Greer, S.C. 2011-12-13	153	.317	568	108	180	44	1	18	106	280	.493	35	9	103	0-4	10-12	521	29	9	559	.984	-	-	-	-	-	-	-	-	-	-	-	-	-	-	-	-	-
Johnston, William.....Greenville, S.C. 1967	-	-	-	-	-	-	-	-	-	-	-	-	-	-	-	-	-	-	-	-	-	-	-	-	-	-	-	-	-	-	-	-	-	-	-	-	-	
Jones, Jake (OF, DH).....Valrico, Fla. 2012-13-14-15	175	.312	552	101	172	21	6	5	72	220	.399	61	4	83	5-3	19-30	247	7	0	2541	.000	-	-	-	-	-	-	-	-	-	-	-	-	-	-	-	-	-
Jones, Joe (RHP)..... 1964	-	-	-	-	-	-	-	-	-	-	-	-	-	-	-	-	-	-	-	-	-	-	-	-	-	-	-	-	-	-	-	-	-	-	-	-	-	
Jones, Kershaw (P)..... 1926-27	-	-	-	-	-	-	-	-	-	-	-	-	-	-	-	-	-	-	-	-	-	-	-	-	-	-	-	-	-	-	-	-	-	-	-	-	-	
Jones, Knox (OF)..... 1933	-	-	-	-	-	-	-	-	-	-	-	-	-	-	-	-	-	-	-	-	-	-	-	-	-	-	-	-	-	-	-	-	-	-	-	-	-	
Jones, Lewis (C).....Kershaw, S.C. 1933	-	-	-	-	-	-	-	-	-	-	-	-	-	-	-	-	-	-	-	-	-	-	-	-	-	-	-	-	-	-	-	-	-	-	-	-	-	
Jones, Pete (LHP).....Short Hills, N.J. 1978-79-80	-	-	-	-	-	-	-	-	-	-	-	-	-	-	-	-	-	-	-	-	-	6	11	4.58	40-19	8	2	188.1	203	140	96	116	128	-	-			
Jones, Ruffy (RHP).....Marietta, Ga. 2016-17-18	-	-	-	-	-	-	-	-	-	-	-	-	-	-	-	-	-	1	1	0	11.000	0	3	12.38	24-1	0	0	24.0	44	39	33	18	16	0	6			
Jones, Wayland.....Spartanburg, S.C. 1913-14-15-16	-	-	-	-	-	-	-	-	-	-	-	-	-	-	-	-	-	-	-	-	-	-	-	-	-	-	-	-	-	-	-	-	-	-	-	-	-	
Jordan, Jim (P).....Columbia, S.C. 1993-94-95-96	-	-	-	-	-	-	-	-	-	-	-	-	-	-	-	-	-	13	40	1	54	.981	16	22	6.09	57-45	7	0	255.1	335	208	173	73	173	14	25		
Joyner, Sam (C, 3B).....Greensboro, N.C. 1977	18	.122	49	3	6	1	0	0	2	7	.143	2	0	7	0-0	0-0	63	8	4	75	.947	-	-	-	-	-	-	-	-	-	-	-	-	-	-	-	-	
K —																																						
Kadish, Max (INF).....Cincinnati, Ohio 2013	9	.333	6	3	2	0	0	0	0	2	.333	0	1	2	0-0	0-0	1	0	0	11.000	-	-	-	-	-	-	-	-	-	-	-	-	-	-	-	-	-	-
Kalita, Walt (2B, 1B, C, OF) ..Warren, N.J. 1973-74-75-76	109	.245	343	45	84	8	2	4	44	109	.317	39	-	65	7-2	14	-	-	-	-	-	-	-	-	-	-	-	-	-	-	-	-	-	-	-	-	-	
Karow, Nic (C, RHP).....Lewis Center, Ohio 2007-08-09-10	34	.263	80	7	21	5	0	1	11	29	.363	12	0	18	4-1	0-1	83	23	3	109	.972	6	3	5.77	75-0	0	19	92.0	113	64	59	24	90	5	4			
Katona, John (RHP).....Cleveland, Ohio 1969-69-70-72	50	.196	107	5	21	4	0	1	16	30	.280	15	-	26	4-0	0-0	-	-	-	-	-	29	12	1.64	48-42	30	0	316.2	211	97	58	149	302	-	-			
Kauf																																						

2019 FURMAN PALADINS BASEBALL / All-Time Roster



L —	G	AVG	AB	R	H	2B	3B	HR	RBI	TB	SLU	BB	BP	SO	S-F	SB-A	PO	A	E	TC	FLD	W	L	ERA	AP	G	SC	SV	IP	H	R	ER	BB	SO	HBWP	
Lamb, Jim (2B, 3B).....Beckley, W.Va..... 1966	-	-	-	-	-	-	-	-	-	-	-	-	-	-	-	-	-	-	-	-	-	-	-	-	-	-	-	-	-	-	-	-	-	-	-	-
Lambdin, Keith (RHP).....Plantation, Fla..... 1983-84	12	.111	18	6	2	0	0	0	1	2	.111	4	0	3	0-0	0-0	9	1	1	11	909	1	1	4.97	3-1	0	0	12.2	12	9	7	6	3	2	1	
Lambright, John (OF, 2B).....Landrum, S.C. 1916-17-18-19	-	-	-	-	-	-	-	-	-	-	-	-	-	-	-	-	-	-	-	-	-	-	-	-	-	-	-	-	-	-	-	-	-	-	-	
Landers, Robert (LHP).....Greenville, S.C..... 2011	-	-	-	-	-	-	-	-	-	-	-	-	-	-	-	-	0	3	0	31.000	-	-	-	-	-	-	-	4.0	4	6	6	4	2	2	2	
Landreth, Harry (OF).....Ninety Six, S.C..... 1950-51-52	-	-	-	-	-	-	-	-	-	-	-	-	-	-	-	-	-	-	-	-	-	-	-	-	-	-	-	-	-	-	-	-	-	-	-	
Laney, Gary (OF).....Clinton, S.C..... 1968	26	.377	77	13	29	9	0	0	10	38	.493	-	-	-	-	-	-	-	-	-	-	-	-	-	-	-	-	-	-	-	-	-	-	-	-	
Laney, John (OF).....Monroe, N.C..... 1926-27-28	-	-	-	-	-	-	-	-	-	-	-	-	-	-	-	-	-	-	-	-	-	-	-	-	-	-	-	-	-	-	-	-	-	-	-	
Lanford, John (RHP).....Florence, S.C..... 1965	8	.231	13	1	3	0	0	0	0	3	.231	2	0	3	0-0	-	2	5	2	9	778	2	1	3.55	8-4	2	0	38.0	42	23	15	28	18	-	-	
Langston, Mayo (C).....Timmonsville, S.C..... 1934-35	-	-	-	-	-	-	-	-	-	-	-	-	-	-	-	-	-	-	-	-	-	-	-	-	-	-	-	-	-	-	-	-	-	-	-	
Langston, William (OF).....Newberry, S.C..... 1910-11	-	-	-	-	-	-	-	-	-	-	-	-	-	-	-	-	-	-	-	-	-	-	-	-	-	-	-	-	-	-	-	-	-	-	-	
Lanford, Lewis (SS).....Woodruff, S.C..... 1904-05-06	-	-	-	-	-	-	-	-	-	-	-	-	-	-	-	-	-	-	-	-	-	-	-	-	-	-	-	-	-	-	-	-	-	-	-	
Lang, Ryan (LHP).....Pittsburgh, Pa..... 2008	-	-	-	-	-	-	-	-	-	-	-	-	-	-	-	-	-	-	-	-	-	0	2	6.43	13-1	0	0	14.0	16	12	10	6	10	1	2	
Lanham, F.G. (C).....Summerton, S.C..... 1901	-	-	-	-	-	-	-	-	-	-	-	-	-	-	-	-	-	-	-	-	-	-	-	-	-	-	-	-	-	-	-	-	-	-	-	
Lantz, Todd (C/OF).....Youngstown, Ohio 1987-88-89-90	73	.134	134	16	18	5	0	3	11	32	.239	18	1	63	2-0	3-4	158	17	7	182	.962	-	-	-	-	-	-	-	-	-	-	-	-	-	-	-
Latham, Tommy (OF).....Greenville, S.C..... 1968-69-70	94	.284	342	68	97	18	3	7	43	141	.412	-	-	-	-	-	-	-	-	-	-	-	-	-	-	-	-	-	-	-	-	-	-	-	-	-
Latora, Drew (C, 1B, DH).....Roswell, Ga..... 2002-03	94	.280	282	30	79	15	0	4	43	106	.376	19	5	56	4-4	0-1	311	41	5	357	.986	-	-	-	-	-	-	-	-	-	-	-	-	-	-	-
Laval, W.L. (P, 3B).....Columbia, S.C..... 1903-04	-	-	-	-	-	-	-	-	-	-	-	-	-	-	-	-	-	-	-	-	-	-	-	-	-	-	-	-	-	-	-	-	-	-	-	
Lawson, David (DH).....Stone Mountain, Ga..... 1981	30	.268	97	11	26	3	0	1	18	32	.330	6	0	20	1-1	0-0	-	-	-	-	-	-	-	-	-	-	-	-	-	-	-	-	-	-	-	
Layton, Rollin (RHP, 1B).....Jacksonville, Fla..... 2016	7	-	-	-	-	-	-	-	-	-	-	-	-	-	-	-	-	-	-	-	-	-	-	-	-	-	-	-	-	-	-	-	-	-	-	
Lazaro, Matt (LHP).....Marietta, Ga..... 2018-19	-	-	-	-	-	-	-	-	-	-	-	-	-	-	-	-	1	22	2	25	.920	4	10	6.22	25-21	0	0	114.1	135	89	79	30	75	5	8	
Lee, Harry (C).....Chester, S.C..... 1937-38	-	-	-	-	-	-	-	-	-	-	-	-	-	-	-	-	-	-	-	-	-	-	-	-	-	-	-	-	-	-	-	-	-	-	-	
Lee, Russell (C, 3B).....North Augusta, S.C. 1976-77-78-79	133	.315	485	71	153	30	2	15	97	232	.478	20	-	56	13-6	5-5	194	61	22	277	.920	-	-	-	-	-	-	-	-	-	-	-	-	-	-	-
Lee, Ryan (1B, DH).....Carrollton, Ga..... 2008	52	.280	175	29	49	7	0	5	35	71	.406	18	4	54	2-1	0-0	403	13	6	427	.986	-	-	-	-	-	-	-	-	-	-	-	-	-	-	-
Lee, Timmy (3B, RHP).....Hahahan, S.C..... 1977	32	.203	74	8	15	4	0	0	6	19	.257	3	0	8	1-0	1-2	17	41	10	68	.853	5	2	3.91	15-4	2	2	48.1	52	27	21	25	28	3	0	
Leege, Don (C).....East Rochester, N.Y. 1969-70-71-72	90	.288	267	32	77	16	0	8	44	117	.438	-	-	-	-	-	-	-	-	-	-	-	-	-	-	-	-	-	-	-	-	-	-	-	-	
Lehman, Matt (RHP).....Annandale, N.J..... 1996	-	-	-	-	-	-	-	-	-	-	-	-	-	-	-	-	2	0	1	6.67	-	0	0	6.00	4-1	0	0	6.0	5	7	4	4	2	2	2	
Leibach, Danny (OF).....Gainesville, Fla. 1993-94-95-96	151	.287	516	90	148	28	5	13	76	225	.436	40	4	111	4-7	45-51	271	12	15	298	.909	-	-	-	-	-	-	-	-	-	-	-	-	-	-	-
Leiner, Tom (OF, LHP).....Marietta, Ga..... 1987-88	38	.191	68	4	13	1	0	0	4	14	.205	5	7	9	1-0	1-1	32	4	1	37	.973	0	1	7.59	0-0	0	0	21.1	32	29	18	15	11	6	4	
Lerner, Jason (C).....Tallahassee, Fla..... 1995-97-98	25	.196	51	7	10	2	0	2	9	18	.353	8	2	17	0-1	1-2	87	13	6	106	.943	-	-	-	-	-	-	-	-	-	-	-	-	-	-	-
Letta, Michael (OF).....Akron, Ohio..... 1996	22	.000	16	6	0	0	0	0	0	0.000	-	1	0	8	0-0	2-3	6	0	1	7	.857	-	-	-	-	-	-	-	-	-	-	-	-	-	-	
Lewis, Campbell (C, OF, DH).....Atlanta, Ga. 2006-07-08-09	134	.266	395	56	105	29	1	7	60	157	.397	38	6	81	3-4	13-19	207	12	8	227	.965	-	-	-	-	-	-	-	-	-	-	-	-	-	-	
Lind, Connor (2B, SS).....Burr Ridge, Ill. 2006-07-08-09	161	.287	558	107	160	13	4	0	52	181	.324	61	5	83	21-6	10-18	219	459	31	709	.956	-	-	-	-	-	-	-	-	-	-	-	-	-	-	-
Lindsey, Don.....Charleston, S.C..... 1952-53-54	-	-	-	-	-	-	-	-	-	-	-	-	-	-	-	-	-	-	-	-	-	-	-	-	-	-	-	-	-	-	-	-	-	-	-	
Link, Matt (C).....Gainesville, Ga..... 1998	1	.000	0	0	0	0	0	0	0	0.000	-	1	0	0	0-0	0-0	1	0	0	11.000	-	-	-	-	-	-	-	-	-	-	-	-	-	-	-	-
Lipscomb, Samuel (OF).....Gaffney, S.C..... 1907	-	-	-	-	-	-	-	-	-	-	-	-	-	-	-	-	-	-	-	-	-	-	-	-	-	-	-	-	-	-	-	-	-	-	-	
Lipscomb, Virgil (OF).....Pacolet, S.C..... 1907	-	-	-	-	-	-	-	-	-	-	-	-	-	-	-	-	-	-	-	-	-	-	-	-	-	-	-	-	-	-	-	-	-	-	-	
Little, Jim (1B)..... 1948	-	-	-	-	-	-	-	-	-	-	-	-	-	-	-	-	-	-	-	-	-	-	-	-	-	-	-	-	-	-	-	-	-	-	-	
Little, John (SS).....Albemarle, N.C. 1969-70-71-72	72	.226	150	26	34	1	2	0	14	39	.260	-	-	-	-	-	-	-	-	-	-	-	-	-	-	-	-	-	-	-	-	-	-	-	-	
Littlejohn, Charles (3B).....Scranton, SC..... 1938-39	-	-	-	-	-	-	-	-	-	-	-	-	-	-	-	-	-	-	-	-	-	-	-	-	-	-	-	-	-	-	-	-	-	-	-	
Lloyd, Steve (RHP).....Greenwood, S.C..... 1979-80	-	-	-	-	-	-	-	-	-	-	-	-	-	-	-	-	-	-	-	-	-	6	8	4.61	17-12	5	0	82.0	85	63	42	69	64	0	9	
Lollis, Hal (P).....Taylors, S.C..... 1946-48	-	-	-	-	-	-	-	-	-	-	-	-	-	-	-	-	-	-	-	-	-	-	-	-	-	-	-	-	-	-	-	-	-	-	-	
Loth, Teddy (OF).....Milburn, N.J..... 1960-61-62	-	-	-	-	-	-	-	-	-	-	-	-	-	-	-	-	-	-	-	-	-	-	-	-	-	-	-	-	-	-	-	-	-	-	-	
Love, Dillon (SS).....Statesville, N.C..... 2017-18	44	.312	80	13	25	3	0	0	8	28	.350	5	1	22	3-0	1-2	36	51	12	99	.878	-	-	-	-	-	-	-	-	-	-	-	-	-	-	-
Lowery, Chris.....Knoxville, Tenn..... 1999	18	.000	10	8	0	0	0	0	1	0.000	-	3	0	3	0-0	0-0	4	10	0	141.000	-	-	-	-	-	-	-	-	-	-	-	-	-	-	-	-
Luongo, Pete.....Tea Neck, N.J..... 1962	-	-																																		

2019 FURMAN PALADINS BASEBALL / All-Time Roster



	G	AVG	AB	R	H	2B	3B	HR	RBI	TB	SLU	BB	HP	SO	SF	SB	A	PO	A	E	TC	FLD	W	L	ERA	AP	G	SC	SV	IP	H	R	ER	BB	SO	HBWP	
Mascera, Greg (C, OF)..... Verona, N.J. 1977-78-79-80	86	.253	245	36	62	9	2	5	40	90	.367	28	1	28	3-2	0-4	78	3	2	83	.976	-	-	-	-	-	-	-	-	-	-	-	-	-	-	-	-
Mason, Gaines (SS, OF).... Swansea, S.C. 1960-61-62	-	-	-	-	-	-	-	-	-	-	-	-	-	-	-	-	-	-	-	-	-	-	-	-	-	-	-	-	-	-	-	-	-	-	-	-	-
Masters, Brant (RHP)..... Lakeland, Fla. 2011-12	-	-	-	-	-	-	-	-	-	-	-	-	-	-	-	-	-	0	13	1	0	9.29	1	2	5.97	62-0	0	4	60.1	84	51	40	26	31	4	9	
Mastny, Tom (RHP)..... Zionsville, Ind. 2000-01-02-03	-	-	-	-	-	-	-	-	-	-	-	-	-	-	-	-	-	-	-	-	-	-	28	19	3.64	72-58	12	1	405.0	398	217	164	120	300	49	32	
Matthews, John (3B)..... Lake City, S.C. 1955	-	-	-	-	-	-	-	-	-	-	-	-	-	-	-	-	-	-	-	-	-	-	-	-	-	-	-	-	-	-	-	-	-	-	-	-	
Matthews, T.W. 1905	-	-	-	-	-	-	-	-	-	-	-	-	-	-	-	-	-	-	-	-	-	-	-	-	-	-	-	-	-	-	-	-	-	-	-	-	
Mattison, Otis (3B)..... 1905-06	-	-	-	-	-	-	-	-	-	-	-	-	-	-	-	-	-	-	-	-	-	-	-	-	-	-	-	-	-	-	-	-	-	-	-	-	
May, Brian (3B, 2B) ..Fort Lauderdale, Fla. 1983	7	.000	6	3	0	0	0	0	0	0.000	0	0	1	1-0	0-0	4	6	6	16	.625	-	-	-	-	-	-	-	-	-	-	-	-	-	-	-	-	
McBride, Paul (1B) ..Saratoga Springs, N.Y. 1983-84-85-86	136	.331	453	75	150	27	5	21	101	248	.547	59	5	61	4-5	2-8	631	65	29	725	.960	-	-	-	-	-	-	-	-	-	-	-	-	-	-	-	-
McCall, Shawn (OF) ...Travelers Rest, S.C. 1984-85-86-87	143	.324	444	107	144	25	0	4	42	179	.403	59	6	62	15-2	54-66	253	17	14	284	.951	-	-	-	-	-	-	-	-	-	-	-	-	-	-	-	-
McCarter, Kermit (OF)..... Greer, S.C. 1934-35	-	-	-	-	-	-	-	-	-	-	-	-	-	-	-	-	-	-	-	-	-	-	-	-	-	-	-	-	-	-	-	-	-	-	-	-	
McCarty, Jim (SS, OF)..... Lexington, Ky. 1978-79-80	38	.254	122	18	31	4	0	0	13	35	.287	12	2	13	4-2	1-4	14	39	18	71	.746	-	-	-	-	-	-	-	-	-	-	-	-	-	-	-	-
McCormick, John (RHP).....Key West, Fla. 1963-64-65	-	-	-	-	-	-	-	-	-	-	-	-	-	-	-	-	-	-	-	-	-	-	-	-	-	-	-	-	-	-	-	-	-	-	-	-	
McDaniel, Ace (RHP)..... Greenville, S.C. 1946	-	-	-	-	-	-	-	-	-	-	-	-	-	-	-	-	-	-	-	-	-	-	-	-	-	-	-	-	-	-	-	-	-	-	-	-	
McDaniel, Merrill (C)..... 1941	-	-	-	-	-	-	-	-	-	-	-	-	-	-	-	-	-	-	-	-	-	-	-	-	-	-	-	-	-	-	-	-	-	-	-	-	
Donald, Patrick (SS, OF) ..Chattanooga, Tenn. 1987	13	.286	28	5	8	2	0	1	9	13	.464	5	0	5	0-1	0-0	4	30	5	39	.872	-	-	-	-	-	-	-	-	-	-	-	-	-	-	-	-
McDonough, Sean (DH, OF) ..Dallas, Texas 2005-06-08	45	.164	73	9	12	1	0	1	6	16	.219	6	1	11	0-0	1-1	1	0	0	11.000	-	-	-	-	-	-	-	-	-	-	-	-	-	-	-	-	-
McDowell, Gilbert (OF).... Greenwood, S.C. 1951	-	-	-	-	-	-	-	-	-	-	-	-	-	-	-	-	-	-	-	-	-	-	-	-	-	-	-	-	-	-	-	-	-	-	-	-	
McDowell, Jack (OF)..... Greenwood, S.C. 1948-49-50-51	-	-	-	-	-	-	-	-	-	-	-	-	-	-	-	-	-	-	-	-	-	-	-	-	-	-	-	-	-	-	-	-	-	-	-	-	
McEachran, Gib (OF).....Birmingham, Ala. 1981-82-83	100	.324	358	79	116	8	7	5	43	153	.427	40	2	55	6-2	56-63	169	5	6	180	.960	-	-	-	-	-	-	-	-	-	-	-	-	-	-	-	-
McElveen, Hubert (OF)..... Effingham, S.C. 1925-26	-	-	-	-	-	-	-	-	-	-	-	-	-	-	-	-	-	-	-	-	-	-	-	-	-	-	-	-	-	-	-	-	-	-	-	-	
McElveen, Wilbur (P)..... Effingham, S.C. 1926-27	-	-	-	-	-	-	-	-	-	-	-	-	-	-	-	-	-	-	-	-	-	-	-	-	-	-	-	-	-	-	-	-	-	-	-	-	
McGarvey, Mike (RHP).... Pearl River, N.Y. 1985	-	-	-	-	-	-	-	-	-	-	-	-	-	-	-	-	0	5	0	51.000	-	-	0	1	9.45	8-1	0	0	20.0	33	23	21	17	6	0	3	
McGee, Arthur (2B)..... Anderson, S.C. 1924-25-26	-	-	-	-	-	-	-	-	-	-	-	-	-	-	-	-	-	-	-	-	-	-	-	-	-	-	-	-	-	-	-	-	-	-	-	-	
McGee, Jack (C)..... 1906-07	-	-	-	-	-	-	-	-	-	-	-	-	-	-	-	-	-	-	-	-	-	-	-	-	-	-	-	-	-	-	-	-	-	-	-	-	
McGraw, Terry (C)..... Kettering, Ohio 1996-97-98	106	.272	345	61	94	16	2	8	48	138	.400	31	7	47	7-6	15-25	568	78	16	662	.976	-	-	-	-	-	-	-	-	-	-	-	-	-	-	-	-
McGuirt, James (P, OF).... Camden, S.C. 1956	-	-	-	-	-	-	-	-	-	-	-	-	-	-	-	-	-	-	-	-	-	-	-	-	-	-	-	-	-	-	-	-	-	-	-	-	
McLain, Sam (OF, DH)..... Inverness, Fla. 2003-04-05	146	.326	469	64	153	32	3	12	89	227	.484	39	15	90	4-2	7-10	103	3	1	107	.991	-	-	-	-	-	-	-	-	-	-	-	-	-	-	-	-
McLaughlin, Craig (OF).... Dunwoody, Ga. 1988-89-90-91	153	.291	498	102	145	28	6	34	83	279	.560	47	8	129	2-0	30-35	245	8	10	263	.962	-	-	-	-	-	-	-	-	-	-	-	-	-	-	-	-
McLeod, A.P. (P)..... Fountain Inn, S.C. 1919-20-21-22	-	-	-	-	-	-	-	-	-	-	-	-	-	-	-	-	-	-	-	-	-	-	-	-	-	-	-	-	-	-	-	-	-	-	-	-	
McTeer, Ira (2B)..... 1901	-	-	-	-	-	-	-	-	-	-	-	-	-	-	-	-	-	-	-	-	-	-	-	-	-	-	-	-	-	-	-	-	-	-	-	-	
Mensing, Chris (RHP, OF) ..Piscataway, N.J. 1976-77	38	.231	39	4	9	1	0	0	7	10	.256	7	0	8	1-1	0-0	44	28	7	79	.911	8	10	3.53	33-21	14	0	153.0	158	90	60	68	95	5	17		
Mershon, Nick (OF)..... Greenville, S.C. 2004	37	.264	110	22	29	7	0	7	16	57	.518	12	0	26	0-1	4-6	30	6	2	38	.947	-	-	-	-	-	-	-	-	-	-	-	-	-	-	-	-
Metcalf, Bill (RHP)..... Tryon, N.C. 1968-69-70	11	.000	3	0	0	0	0	0	0	0.000	0	0	1	0-0	0-0	-	-	-	-	-	-	-	2	0	5.51	11-2	0	0	16.1	15	16	17	11	9	-	-	
Metcalf, Bill (P)..... Avondale, N.C. 1948-50	-	-	-	-	-	-	-	-	-	-	-	-	-	-	-	-	-	-	-	-	-	-	-	-	-	-	-	-	-	-	-	-	-	-	-	-	
Meyer, Coco (RHP, OF).... St. George, S.C. 1958-59-60-61	-	-	-	-	-	-	-	-	-	-	-	-	-	-	-	-	-	-	-	-	-	-	-	-	-	-	-	-	-	-	-	-	-	-	-	-	
Middlebrooks, A.L. (C)..... 1904	-	-	-	-	-	-	-	-	-	-	-	-	-	-	-	-	-	-	-	-	-	-	-	-	-	-	-	-	-	-	-	-	-	-	-	-	
Mihalik, Jared (OF, 3B, 1B) ..Johns Creek, Ga. 2018-19	69	.239	188	26	45	10	0	8	27	79	.420	16	6	63	0-2	3-3	219	32	11	262	.958	-	-	-	-	-	-	-	-	-	-	-	-	-	-	-	-
Miller, Bob (RHP)..... Middletown, Ohio 1973-74-75	20	.000	12	1	0	0	0	0	0	0.000	2	0	2	0-0	0-0	-	-	-	-	-	-	-	8	10	3.78	20-18	3	1	111.2	105	67	47	69	73	4	13	
Miller, Will (OF)..... Atlanta, Ga. 2009-10-11-12	220	.297	816	153	242	26	7	24	134	374	.458	69	33	119	6-14	61-74	559	25	7	591	.988	0	0	0.21	6.0	2-0	0	0	1.2	4	4	4	4	1	0	1	
Mims, (3B)..... 1939	-	-	-	-	-	-	-	-	-	-	-	-	-	-	-	-	-	-	-	-	-	-	-	-	-	-	-	-	-	-	-	-	-	-	-	-	
Mine, Tom Millington, N.J. 1974	9	.000	7	4	0	0	0	0	0	0.000	2	0	2	0-0	2	-	-	-	-	-	-	-	-	-	-	-	-	-	-	-	-	-	-	-	-	-	
Minnick, Samuel (P)..... Saluda, S.C. 1924-25-26	-	-	-	-	-	-	-	-	-	-	-	-	-	-	-	-	-	-	-	-	-	-	-	-	-	-	-	-	-	-	-	-	-	-	-	-	
Mitchell, David (RHP)..... Houston, Texas 2003-04-05-06	-																																				

2019 FURMAN PALADINS BASEBALL / All-Time Roster



	G	AVG	AB	R	H	2B	3B	HR	RBI	TB	SLU	BB	BP	SO	SF	SB-A	PO	A	E	TC	FLD	W	L	ERA	AP	G	SCG	SV	IP	H	R	ER	BB	SO	HBWP	
Nichols, John (C, SS).....Union, S.C. 1973-74-75-76	96	.263	304	40	80	10	3	2	32	102	.335	40	-	42	4-3	8-10	-	-	-	-	-	-	-	-	-	-	-	-	-	-	-	-	-	-	-	-
Nitto, Paul (3B, C, 1B).....Greenville, S.C. 2010-11-12-13	195	.287	677	113	194	37	2	23	129	304	.449	60	29	139	6-12	4-6	934	144	22	1100	.980	-	-	-	-	-	-	-	-	-	-	-	-	-	-	-
Nixon, Chris (RHP).....Lawrenceville, Ga. 1980	-	-	-	-	-	-	-	-	-	-	-	-	-	-	-	-	2	5	1	8	.875	0	2	5.67	8-3	1	0	27.0	24	15	14	21	17	2	2	
Nixon, Drury (3B, 2B, OF).....Greenwood, S.C. 1918-19-20	-	-	-	-	-	-	-	-	-	-	-	-	-	-	-	-	-	-	-	-	-	-	-	-	-	-	-	-	-	-	-	-	-	-	-	
Norman, Derek (C, 3B, SS).....Knoxville, Tenn. 2001-02-03-04	216	.333	864	190	288	61	12	25	165	448	.518	102	10	76	6-14	20-27	652	225	25	902	.972	-	-	-	-	-	-	-	-	-	-	-	-	-	-	-
Norman, Harry (LHP).....Montgomery, Ala. 2014-15-16	195	-	-	-	-	-	-	-	-	-	-	-	-	-	-	-	3	18	6	27	.778	2	2	6.01	49-10	0	0	85.1	101	68	57	56	41	16	7	
Noyce, David (LHP).....Marietta, Ga. 1996-97-98	90	.325	194	21	63	10	0	7	36	94	.484	9	0	39	1-2	0-2	130	44	3	177	.983	11	11	3.89	44-30	4	4	196.1	199	113	85	65	164	18	16	
O —																																				
Obert, Tim (RHP).....Phenix City, Ala. 1981-82	-	-	-	-	-	-	-	-	-	-	-	-	-	-	-	-	2	11	2	15	.867	4	6	5.10	25-8	1	2	79.1	79	63	45	44	31	4	5	
Ohmstede, Chris (3B, DH).....Marietta, Ga. 2012-13-14-15	224	.304	855	151	260	43	3	43	181	438	.512	57	17	143	8-12	14-19	163	376	44	583	.925	-	-	-	-	-	-	-	-	-	-	-	-	-	-	-
O'Leary, Kevin (INF).....Norcross, Ga. 2011	27	.246	61	7	15	2	0	0	6	17	.279	3	0	18	2-0	0-0	10	18	5	33	.848	-	-	-	-	-	-	-	-	-	-	-	-	-	-	-
Oliver, Derek (INF).....Winder, Ga. 1992-93	14	.000	9	4	0	0	0	0	2	0	.000	3	1	2	0-1	0-0	3	9	0	121	.000	0	0	0.00	1-0	0	0	1.2	0	0	0	4	1	0	1	
O'Neill, Steve (OF).....Charleston, S.C. 1979-80-81	54	.188	170	18	32	8	0	1	15	43	.253	17	1	51	1-3	3-3	61	4	2	67	.970	-	-	-	-	-	-	-	-	-	-	-	-	-	-	-
Orr, J.A. (P).....Richburg, S.C. 1930	-	-	-	-	-	-	-	-	-	-	-	-	-	-	-	-	-	-	-	-	-	-	-	-	-	-	-	-	-	-	-	-	-	-	-	
Ortenzo, Paul (C, 1B, DH).....Ft. Lauderdale, Fla. 2004-05-06-07	110	.234	248	28	58	8	0	5	33	81	.327	23	4	48	2-0	2-3	415	34	7	456	.985	-	-	-	-	-	-	-	-	-	-	-	-	-	-	-
O'Shields, Joe (P).....Charlotte, N.C. 1948-49	-	-	-	-	-	-	-	-	-	-	-	-	-	-	-	-	-	-	-	-	-	-	-	-	-	-	-	-	-	-	-	-	-	-	-	
O'Steen, F.M. (1B, OF).....Greenville, S.C. 1929-30	-	-	-	-	-	-	-	-	-	-	-	-	-	-	-	-	-	-	-	-	-	-	-	-	-	-	-	-	-	-	-	-	-	-	-	
O'Toole, Tim (RHP).....Shaker Heights, Ohio. 1982	-	-	-	-	-	-	-	-	-	-	-	-	-	-	-	-	0	2	0	21	.000	0	0	0.00	1-0	0	0	3.0	2	2	0	2	0	0	0	
Outslay, Ed (RHP).....Midland Park, N.J. 1973-74	28	.216	51	8	11	0	0	0	2	11	.216	2	-	12	1-1	0	-	-	-	-	-	2	5	5.20	17-5	1	0	55.1	65	37	32	35	30	0	3	
Overton, Sky (OF).....Johns Creek, Ga. 2014-15-16-17	208	.287	682	127	196	33	3	10	93	265	.389	62	30	109	9-9	37-54	433	6	9	448	.980	-	-	-	-	-	-	-	-	-	-	-	-	-	-	-
Owens, J.B. (1B).....Easley, S.C. 1946	-	-	-	-	-	-	-	-	-	-	-	-	-	-	-	-	-	-	-	-	-	-	-	-	-	-	-	-	-	-	-	-	-	-	-	
Owens, Will (2B, OF).....Greer, S.C. 2009-10-11-12	193	.324	717	149	232	28	4	12	99	304	.424	99	15	75	12-6	37-48	328	66	22	416	.947	-	-	-	-	-	-	-	-	-	-	-	-	-	-	-
Owings, Nicholas (C).....Simpsonville, S.C. 1919-20	-	-	-	-	-	-	-	-	-	-	-	-	-	-	-	-	-	-	-	-	-	-	-	-	-	-	-	-	-	-	-	-	-	-	-	
Oxner, Ted.....Leesville, S.C. 1952	-	-	-	-	-	-	-	-	-	-	-	-	-	-	-	-	-	-	-	-	-	-	-	-	-	-	-	-	-	-	-	-	-	-	-	
P —																																				
Padgett, Duncan (3B).....Sullivan's Island, S.C. 1960-61	-	-	-	-	-	-	-	-	-	-	-	-	-	-	-	-	-	-	-	-	-	-	-	-	-	-	-	-	-	-	-	-	-	-	-	-
Padgett, William (P).....Greenville, S.C. 1918-20-21-22	-	-	-	-	-	-	-	-	-	-	-	-	-	-	-	-	-	-	-	-	-	-	-	-	-	-	-	-	-	-	-	-	-	-	-	-
Painter, Bill.....Greenville, S.C. 1958	-	-	-	-	-	-	-	-	-	-	-	-	-	-	-	-	-	-	-	-	-	-	-	-	-	-	-	-	-	-	-	-	-	-	-	-
Painter, Luther (P).....Cherokee, S.C. 1916	-	-	-	-	-	-	-	-	-	-	-	-	-	-	-	-	-	-	-	-	-	-	-	-	-	-	-	-	-	-	-	-	-	-	-	-
Parcell, Don (RHP).....Holmdel, N.J. 1980-81-82-83	23	.000	0	0	0	0	0	0	0	0	.000	1	0	0	0-0	0-0	-	-	-	-	-	2	7	7.18	23-8	2	0	72.2	103	76	58	42	38	3	9	
Parry, Ian (RHP).....Naples, Fla. 2007-08-09-10	-	-	-	-	-	-	-	-	-	-	-	-	-	-	-	-	13	38	3	54	.944	16	20	4.80	81-32	3	4	292.1	329	183	156	79	278	20	7	
Pate, Mike (OF).....Dorchester, S.C. 1963-64-65	-	-	-	-	-	-	-	-	-	-	-	-	-	-	-	-	-	-	-	-	-	-	-	-	-	-	-	-	-	-	-	-	-	-	-	
Paterson, John (1B, DH, RHP).....Dallas, Texas. 2008-10-11	31	.220	59	7	12	1	0	0	4	13	.220	6	1	17	2-0	1-1	17	2	1	20	.950	0	0	13.50	7-0	0	0	4.2	5	8	7	6	4	1	2	
Payne, Tom.....Toccoa, Ga. 1952	-	-	-	-	-	-	-	-	-	-	-	-	-	-	-	-	-	-	-	-	-	-	-	-	-	-	-	-	-	-	-	-	-	-	-	
Pearson, Jack (P).....Greenville, S.C. 1948-50	-	-	-	-	-	-	-	-	-	-	-	-	-	-	-	-	-	-	-	-	-	-	-	-	-	-	-	-	-	-	-	-	-	-	-	
Peck, Mike (LHP, OF).....Fort Worth, Texas. 1989	25	.304	69	9	21	3	0	0	10	24	.348	2	0	5	2-0	6-7	24	2	3	29	.897	0	0	6.74	1-0	0	0	2.2	2	2	2	3	0	0	0	
Penland, Jerry (OF).....Greer, S.C. 1957	-	-	-	-	-	-	-	-	-	-	-	-	-	-	-	-	-	-	-	-	-	-	-	-	-	-	-	-	-	-	-	-	-	-	-	
Perrin, Paul (RHP).....Foirt Lauderdale, Fla. 2001	1	.000	1	0	0	0	0	0	1	0	.000	0	0	0	0-0	0-0	0	0	0	0	.000	0	0	0.00	1-0	0	0	1.0	1	3	0	1	0	0	0	
Perry, John.....Ridgeland, S.C. 1928	-	-	-	-	-	-	-	-	-	-	-	-	-	-	-	-	-	-	-	-	-	-	-	-	-	-	-	-	-	-	-	-	-	-	-	
Perry, Sam (RHP).....Dublin, Ga. 2002-03-04-05	56	.000	0	2	0	0	0	0	0	0	.000	0	0	0	0-0	0-0	11	28	4	43	.907	10	8	6.34	56-28	2	0	183.0	241	150	129	62	116	16	4	
Peterman, Matt (LHP).....Lexington, Ky. 1995-96	-	-	-	-	-	-	-	-	-	-	-	-	-	-	-	-	2	17	0	191	.000	4	7	6.48	37-2	0	5	66.2	71	61	48	51	45	1	14	
Peters, Johnny (OF)..... 1942	-	-	-	-	-	-	-	-	-	-	-	-	-	-	-	-	-	-	-	-	-	-	-	-	-	-	-	-	-	-	-	-	-	-	-	
Petty, Bill (OF).....Gaffney, S.C. 1955	-	-	-	-	-	-	-	-	-	-	-	-	-	-	-	-	-	-	-	-	-	-	-	-	-	-	-	-	-	-	-	-	-	-	-	
Pfieger, John (LHP)..... 1979	-	-	-	-	-	-	-	-	-	-	-	-	-	-	-	-	-	-	-	-	-	0	0	20.25	2-0	0	0	1.1	2	6	3	7	0	0	0	
Phillips, Bill (C).....Greenville, S.C. 1948-49	-	-	-	-	-	-	-	-	-	-	-	-	-	-	-	-	-	-	-	-	-	-	-	-	-	-	-	-	-	-	-	-	-	-	-	
Phillips, Danny (2B).....Hot Springs, Va. 1968																																				

2019 FURMAN PALADINS BASEBALL / All-Time Roster



Q —	G	AVG	AB	R	H	2B	3B	HR	RBI	TB	SLU	BB	HP	SO	SF	SB-A	PO	A	E	TC	FLD	W	L	ERA	AP	GSC	SV	IP	H	R	ER	BB	SO	HBWP		
Quarles, Matthew (RHP) Greenwood, S.C. 2014-15-16-17	-	-	-	-	-	-	-	-	-	-	-	-	-	-	-	-	16	32	3	51	.941	21	16	5.61	68-44	2	0	276.1	296	179	172	117	224	14	12	
Quattlebaum, A.G. (OF) Winnsboro, S.C. 1902	-	-	-	-	-	-	-	-	-	-	-	-	-	-	-	-	-	-	-	-	-	-	-	-	-	-	-	-	-	-	-	-	-	-		
R —																																				
Raines, June (C) Whitmire, S.C. 1957	-	-	-	-	-	-	-	-	-	-	-	-	-	-	-	-	-	-	-	-	-	-	-	-	-	-	-	-	-	-	-	-	-	-	-	
Rasor, Jake (1B) Cross Hill, S.C. 1920-21-22	-	-	-	-	-	-	-	-	-	-	-	-	-	-	-	-	-	-	-	-	-	-	-	-	-	-	-	-	-	-	-	-	-	-	-	-
Rasor, J.H. (OF) 1904	-	-	-	-	-	-	-	-	-	-	-	-	-	-	-	-	-	-	-	-	-	-	-	-	-	-	-	-	-	-	-	-	-	-	-	-
Rasmussen, Bob (OF, P) Champaign, Ill. 1961-62	-	-	-	-	-	-	-	-	-	-	-	-	-	-	-	-	-	-	-	-	-	-	-	-	-	-	-	-	-	-	-	-	-	-	-	-
Rawl, Fred (SS) Batesburg, S.C. 1926-27-28	-	-	-	-	-	-	-	-	-	-	-	-	-	-	-	-	-	-	-	-	-	-	-	-	-	-	-	-	-	-	-	-	-	-	-	-
Rawlings, Brian (C) Athens, Ga. 1991-92-93	60	.161	112	21	18	3	0	0	9	21	.188	23	5	29	1-0	1-1	194	11	3	208	.986	-	-	-	-	-	-	-	-	-	-	-	-	-	-	-
Rea, Tommy (OF) Pineville, N.C. 1977	18	.208	48	4	10	1	0	0	6	11	.229	12	0	9	0-1	1-1	20	1	1	22	.954	-	-	-	-	-	-	-	-	-	-	-	-	-	-	-
Reed, Ron (INF, RHP) Atlanta, Ga. 1968-69-70	5	.000	2	0	0	0	0	0	0	0.000	2	0	1	0-0	0-0	-	-	-	-	-	-	2	0	4.00	5-0	0	0	9.0	7	4	4	6	6	-	-	
Reid, Jim (OF) 1939-40	-	-	-	-	-	-	-	-	-	-	-	-	-	-	-	-	-	-	-	-	-	-	-	-	-	-	-	-	-	-	-	-	-	-	-	
Reid, Justin (OF) Atlanta, Ga. 2018-19	10	.000	8	1	0	0	0	0	1	0.000	3	0	3	0-0	0-0	1	0	0	-	-	11.000	-	-	-	-	-	-	-	-	-	-	-	-	-	-	-
Reisinger, Craig (INF, OF) Winter Park, Fla. 1973-74-75-76	107	.274	358	59	98	9	1	5	46	124	.346	40	-	67	9-4	47	-	-	-	-	-	-	-	-	-	-	-	-	-	-	-	-	-	-	-	
Reynolds, David (INF) Tampa, Fla. 1987-88-89-90	79	.183	164	19	30	0	0	0	9	30	.183	27	1	34	12-1	3-5	67	128	15	210	.929	-	-	-	-	-	-	-	-	-	-	-	-	-	-	-
Rhame, Lee (SS) Holly Hill, S.C. 1917-18-19-20	-	-	-	-	-	-	-	-	-	-	-	-	-	-	-	-	-	-	-	-	-	-	-	-	-	-	-	-	-	-	-	-	-	-	-	-
Rhine, Seth (P) Snellville, Ga. 1995-96-97-98	26	.244	41	5	10	1	0	0	2	11	.268	3	0	9	0-0	0-0	15	33	11	59	.814	16	15	6.75	64-31	1	0	230.1	275	220	173	120	144	19	48	
Rhoads, Tommy (C) Henderson, Ky. 1965	23	.157	70	3	11	0	0	0	9	11	.157	7	0	12	0-0	0	79	23	5	107	.952	-	-	-	-	-	-	-	-	-	-	-	-	-	-	-
Rice, E.B. (1B) Belton, S.C. 1901	-	-	-	-	-	-	-	-	-	-	-	-	-	-	-	-	-	-	-	-	-	-	-	-	-	-	-	-	-	-	-	-	-	-	-	
Rice, George (1B) Belton, S.C. 1907	-	-	-	-	-	-	-	-	-	-	-	-	-	-	-	-	-	-	-	-	-	-	-	-	-	-	-	-	-	-	-	-	-	-	-	
Rice, Leon (1B) Belton, S.C. 1903-04-05	-	-	-	-	-	-	-	-	-	-	-	-	-	-	-	-	-	-	-	-	-	-	-	-	-	-	-	-	-	-	-	-	-	-	-	
Rice, Max Belton, S.C. 1909-12	-	-	-	-	-	-	-	-	-	-	-	-	-	-	-	-	-	-	-	-	-	-	-	-	-	-	-	-	-	-	-	-	-	-	-	
Richards, Jabari (OF) Fayetteville, Ga. 2016-17-18-19	307	.181	683	143	210	38	13	31	119	367	.537	65	11	157	18-3	38-48	271	12	5	288	.983	-	-	-	-	-	-	-	-	-	-	-	-	-	-	-
Richardson, John (OF) Simpsonville, S.C. 1916-17	-	-	-	-	-	-	-	-	-	-	-	-	-	-	-	-	-	-	-	-	-	-	-	-	-	-	-	-	-	-	-	-	-	-	-	
Richardson, Lawrence (2B) Simpsonville, S.C. 1919	-	-	-	-	-	-	-	-	-	-	-	-	-	-	-	-	-	-	-	-	-	-	-	-	-	-	-	-	-	-	-	-	-	-	-	
Ricchetti, Ryan (C, 1B) Ponte Vedra Beach, Fla. 1999-00	84	.317	224	35	71	9	0	11	50	113	.504	16	24	39	3-3	0-1	196	41	7	244	.971	-	-	-	-	-	-	-	-	-	-	-	-	-	-	-
Rickman, Jarrod (DH, 1B) Myrtle Beach, S.C. 2012-13-14-15	96	.259	170	12	44	6	1	2	35	58	.341	18	3	45	1-4	1-1	15	0	0	151	.000	-	-	-	-	-	-	-	-	-	-	-	-	-	-	-
Riley, B.C. (3B) 1925	-	-	-	-	-	-	-	-	-	-	-	-	-	-	-	-	-	-	-	-	-	-	-	-	-	-	-	-	-	-	-	-	-	-	-	
Riley, Jordan (OF) Columbia, S.C. 2000-01	32	.128	39	2	5	1	0	1	5	9	.231	3	4	11	0-0	0-0	2	0	0	21.000	-	-	-	-	-	-	-	-	-	-	-	-	-	-	-	-
Ring, Jeff (2B) Greenville, S.C. 1973	22	.289	45	10	13	1	1	0	5	15	.333	4	-	6	1-0	0	-	-	-	-	-	-	-	-	-	-	-	-	-	-	-	-	-	-		
Rivers, Calvin (OF) Chesterfield, S.C. 1933	-	-	-	-	-	-	-	-	-	-	-	-	-	-	-	-	-	-	-	-	-	-	-	-	-	-	-	-	-	-	-	-	-	-	-	
Roberts, Bobby Greenville, S.C. 1952	-	-	-	-	-	-	-	-	-	-	-	-	-	-	-	-	-	-	-	-	-	-	-	-	-	-	-	-	-	-	-	-	-	-	-	
Roberts, Jeff (RHP) Aiken, S.C. 1974-75-76-77	44	.000	1	0	0	0	0	0	0	0.000	0	0	0	0-0	0-0	-	-	-	-	-	-	12	18	3.00	44-31	19	2	230.1	218	122	77	63	136	5	15	
Robinson, Charles (RHP) 1952-53-54-55	-	-	-	-	-	-	-	-	-	-	-	-	-	-	-	-	-	-	-	-	-	-	-	-	-	-	-	-	-	-	-	-	-	-	-	
Rodgers, Brad (2B, C, P) Stamford, Conn. 1983-84-85-86	127	.280	375	67	105	15	2	5	57	139	.371	56	7	51	16-3	5-6	273	320	56	649	.914	4	6	5.00	17-11	5	0	82.2	111	76	46	29	32	1	8	
Rodgers, Joey (SS, 2B, OF) Cincinnati, Ohio 2005-06-07-08	178	.249	489	104	122	16	3	13	59	183	.374	35	30	101	24-2	50-60	330	82	23	435	.947	-	-	-	-	-	-	-	-	-	-	-	-	-	-	-
Rogers, Jackie (SS) 1950	-	-	-	-	-	-	-	-	-	-	-	-	-	-	-	-	-	-	-	-	-	-	-	-	-	-	-	-	-	-	-	-	-	-	-	
Rogers, J.C. (P) 1917	-	-	-	-	-	-	-	-	-	-	-	-	-	-	-	-	-	-	-	-	-	-	-	-	-	-	-	-	-	-	-	-	-	-	-	
Rogers, Mark (3B) LaGrange, S.C. 1972	3	.500	2	0	1	1	0	0	0	21.000	0	-	0	0-0	0	-	-	-	-	-	-	-	-	-	-	-	-	-	-	-	-	-	-	-	-	
Rollins, Brad (RHP) Taylors, S.C. 1996-97-98-99	-	-	-	-	-	-	-	-	-	-	-	-	-	-	-	-	10	11	2	23	.913	1	4	9.53	37-5	0	0	67.0	117	92	71	33	50	7	10	
Roma, Bob (2B) Livingston, N.J. 1979-80-81-82	114	.318	443	88	141	19	7	11	61	207	.467	55	1	22	7-4	23-30	287	280	33	600	.945	-	-	-	-	-	-	-	-	-	-	-	-	-	-	-
Roper, Dax (C, INF) Honea Path, S.C. 2019	54	.278	198	41	55	14	3	9	33	102	.515	35	5	70	0-2	2-2	271	18	0	289	1.000	-	-	-	-	-	-	-	-	-	-	-	-	-	-	-
Roper, Russ (OF) Taylors, S.C. 1991-92-93-94	142	.301	471	51	142	25	1	5	77	184	.391	21	2	63	12-7	6-12	130	23	11	164	.933	-	-	-	-	-	-	-	-	-	-	-	-	-	-	-
Rose, Marcus (INF) Madison Heights, Va. 2006-07-08-09	199	.302	673	134	203	29	6	10	78	274	.407	88	11	140	26-2	56-69	408	510	45	963	.953	-	-	-	-	-	-	-	-	-	-	-	-	-	-	-
Rosenberg, Blaine (C) Birmingham, Ala. 2009-10	41	.200	65	6	13</																															

2019 FURMAN PALADINS BASEBALL / All-Time Roster



	G	AVG	AB	R	H	2B	3B	HR	RBI	TB	SLU	BB	HP	SO	SF	SB	A	PO	A	E	TC	FLD	W	L	ERA	AP	G	SC	SV	IP	H	R	ER	BB	SO	HBWP			
Tilghman, Joseph (OF) Newport News, Va. 1925-26	-	-	-	-	-	-	-	-	-	-	-	-	-	-	-	-	-	-	-	-	-	-	-	-	-	-	-	-	-	-	-	-	-	-	-	-	-		
Tinsley, C.H. (OF).....Cross Anchor, S.C. 1912-15	-	-	-	-	-	-	-	-	-	-	-	-	-	-	-	-	-	-	-	-	-	-	-	-	-	-	-	-	-	-	-	-	-	-	-	-	-		
Todd, Paul (RHP).....Raleigh, N.C. 2017	-	-	-	-	-	-	-	-	-	-	-	-	-	-	-	-	-	-	-	-	-	-	0	0	54.00	1-0	0	0	0.2	2	4	4	1	0	2	1			
Towarnicky, Matt (SS, 3B).....New Bern, N.C. 2013-14-15-16	118	.232	306	34	71	5	1	2	30	84	.275	13	6	49	12-1	4-5	133	249	22	314	.946	-	-	-	-	-	-	-	-	-	-	-	-	-	-	-	-		
Traynor, Chris (RHP, 1B).....Belton, S.C. 1990-91-92	81	.242	178	26	43	11	0	0	13	54	.303	11	2	45	0-2	8-10	121	4	7	132	.977	2	3	6.02	13-4	3	1	40.1	63	36	27	13	12	2	1	-	-		
Truluck, Charlie (2B, SS).....Olanta, S.C. 1946-47	-	-	-	-	-	-	-	-	-	-	-	-	-	-	-	-	-	-	-	-	-	-	-	-	-	-	-	-	-	-	-	-	-	-	-	-	-		
Truluck, Harold (P).....Conway, S.C. 1917	-	-	-	-	-	-	-	-	-	-	-	-	-	-	-	-	-	-	-	-	-	-	-	-	-	-	-	-	-	-	-	-	-	-	-	-	-		
Turk, Glen (RHP).....Chicapee, Ga. 1948	-	-	-	-	-	-	-	-	-	-	-	-	-	-	-	-	-	-	-	-	-	-	-	-	-	-	-	-	-	-	-	-	-	-	-	-	-		
Turmon, Sterling (OF).....Greenville, S.C. 2019	45	.270	148	29	40	7	0	10	28	77	.520	27	3	66	0-0	0-1	61	7	1	69	.986	-	-	-	-	-	-	-	-	-	-	-	-	-	-	-	-	-	
Turner, Billy (C).....Jackson, Ga. 1964-65	-	-	-	-	-	-	-	-	-	-	-	-	-	-	-	-	-	-	-	-	-	-	-	-	-	-	-	-	-	-	-	-	-	-	-	-	-		
Turner, Doug (RHP).....Jackson, Ga. 1960-61	-	-	-	-	-	-	-	-	-	-	-	-	-	-	-	-	-	-	-	-	-	-	-	-	-	-	-	-	-	-	-	-	-	-	-	-	-		
Turner, George (P).....Hendersonville, N.C. 1940-41	-	-	-	-	-	-	-	-	-	-	-	-	-	-	-	-	-	-	-	-	-	-	-	-	-	-	-	-	-	-	-	-	-	-	-	-	-		
V —																																							
Valdes, Chris (OF).....Columbia, S.C. 1998-99-00-01	211	.286	796	138	228	37	10	25	145	360	.452	77	13	150	8-11	22-29	372	24	19	415	.954	-	-	-	-	-	-	-	-	-	-	-	-	-	-	-	-	-	
Vanderbilt, Larry (1B).....Flemington, N.J. 1974	9	.176	17	1	3	0	0	0	1	3	.176	3	2	0-0	0	-	-	-	-	-	-	-	-	-	-	-	-	-	-	-	-	-	-	-	-	-	-		
Varnadore, C.H. (3B).....1917	-	-	-	-	-	-	-	-	-	-	-	-	-	-	-	-	-	-	-	-	-	-	-	-	-	-	-	-	-	-	-	-	-	-	-	-	-	-	
Vaughn, W.L. 1907	-	-	-	-	-	-	-	-	-	-	-	-	-	-	-	-	-	-	-	-	-	-	-	-	-	-	-	-	-	-	-	-	-	-	-	-	-		
Verbeke, Nik (RHP).....Cumming, Ga. 2017-18-19	-	-	-	-	-	-	-	-	-	-	-	-	-	-	-	-	10	13	4	27	.852	7	11	483	88-67	0	1	126.2	158	89	68	56	85	11	15	-	-		
Vitto, Nick (INF).....Rockville, Md. 1971	11	.250	12	6	3	1	0	0	1	4	.333	-	-	-	-	2	11	1	0	121	.000	-	-	-	-	-	-	-	-	-	-	-	-	-	-	-	-	-	
Vogel, Alex (RHP).....Knoxville, Tenn. 1997-98-99-00	49	.167	48	4	8	2	0	1	7	13	.271	9	2	17	0-0	0-0	1	8	2	11	.818	1	3	9.70	35-2	0	1	59.1	84	75	64	53	29	10	8	-	-		
W —																																							
Wade, Jody (OF, DH).....Waycross, Ga. 1996-97-98-99	207	.305	770	159	235	32	14	20	112	355	.461	70	15	163	14-796	-112	367	5	10	382	.974	-	-	-	-	-	-	-	-	-	-	-	-	-	-	-	-	-	-
Wade, Reese (DH, 1B).....Dallas, Texas 2008-09-10-11	200	.320	629	89	201	34	3	7	113	262	.417	60	14	81	6-13	4-8	24	0	0	241	.000	-	-	-	-	-	-	-	-	-	-	-	-	-	-	-	-	-	-
Wadja, Nick (OF).....Sarasota, Fla. 2002-03-04-05	188	.268	567	105	152	24	10	3	68	205	.362	56	13	103	12-3	18-28	340	13	8	361	.978	-	-	-	-	-	-	-	-	-	-	-	-	-	-	-	-	-	-
Wages, Brice (C).....1941	-	-	-	-	-	-	-	-	-	-	-	-	-	-	-	-	-	-	-	-	-	-	-	-	-	-	-	-	-	-	-	-	-	-	-	-	-	-	
Wagner, Ron (OF).....Hendersonville, N.C. 1990-91-92-93	176	.270	630	103	170	30	9	12	89	254	.403	68	6	84	3-5	24-38	363	14	3	390	.967	-	-	-	-	-	-	-	-	-	-	-	-	-	-	-	-	-	-
Wakefield, J.W. (OF).....1906	-	-	-	-	-	-	-	-	-	-	-	-	-	-	-	-	-	-	-	-	-	-	-	-	-	-	-	-	-	-	-	-	-	-	-	-	-	-	
Walker, Mickey (2B).....Anderson, S.C. 1954	-	-	-	-	-	-	-	-	-	-	-	-	-	-	-	-	-	-	-	-	-	-	-	-	-	-	-	-	-	-	-	-	-	-	-	-	-	-	
Wall, Bucky (RHP).....Greenville, S.C. 1986-87-90	-	-	-	-	-	-	-	-	-	-	-	-	-	-	-	-	3	3	1	7	.857	0	2	5.32	19-0	0	0	50.2	53	44	30	39	18	4	10	-	-		
Wall, Tom (1B).....Moncks Corner, S.C. 1956-57-58-59	-	-	-	-	-	-	-	-	-	-	-	-	-	-	-	-	-	-	-	-	-	-	-	-	-	-	-	-	-	-	-	-	-	-	-	-	-	-	
Waller, Mike (RHP).....Ballwin, Mo. 2009-10-11-12	-	-	-	-	-	-	-	-	-	-	-	-	-	-	-	-	1	2	0	31	.000	0	0	9.33	31-1	0	0	27.0	41	34	28	17	21	10	3	-	-		
Walter, Frank (RHP).....Libertyville, Ill. 1992	10	.000	9	1	0	0	0	0	0	0	.000	0	0	1	0-0	0-0	1	2	0	31	.000	0	0	0.1246	10-0	0	0	8.2	11	15	12	8	3	3	5	-	-		
Walsh, Brian (SS, 3B).....Norcross, Ga. 1995	24	.263	76	10	20	4	0	2	7	20	.395	9	1	15	2-1	0-1	23	41	12	76	.842	-	-	-	-	-	-	-	-	-	-	-	-	-	-	-	-	-	
Walters.....1960	-	-	-	-	-	-	-	-	-	-	-	-	-	-	-	-	-	-	-	-	-	-	-	-	-	-	-	-	-	-	-	-	-	-	-	-	-	-	
Warford, Elliott (RHP).....Ponte Vedra, Fla. 2012-13-14-15	-	-	-	-	-	-	-	-	-	-	-	-	-	-	-	-	4	34	8	46	.826	14	13	4.47	110-18	0	16	211.1	253	142	105	88	166	20	30	-	-		
Washmuth, Dan (RHP).....Sarasota, Fla. 2003-04-06	-	-	-	-	-	-	-	-	-	-	-	-	-	-	-	-	0	3	0	31	.000	0	0	3.37	22-1	0	0	26.2	28	14	10	15	20	1	3	-	-		
Watson, Edwin (OF).....Greenville, S.C. 1950-51-54	-	-	-	-	-	-	-	-	-	-	-	-	-	-	-	-	-	-	-	-	-	-	-	-	-	-	-	-	-	-	-	-	-	-	-	-	-	-	
Webb, Alan (LHP).....Alpharetta, Ga. 1990	4	.000	0	0	0	0	0	0	0	0	.000	0	0	4	0-0	0-0	7	0	0	71	.000	0	0	0.1800	2-0	0	0	1.0	5	3	2	0	0	0	0	-	-		
Webel, David (OF).....Coral Gables, Fla. 2017-18-19	88	.275	269	44	74	12	1	1	22	91	.338	36	5	47	9-0	11-18	197	4	3	204	.985	-	-	-	-	-	-	-	-	-	-	-	-	-	-	-	-	-	-
Weikle, Scott (P).....Lewisburg, W.Va. 1992-93-94-95	30	.136	44	1	6	0	0	0	3	0	.136	5	0	6	1-0	0-0	1	5	0	61	.000	0	1	7.98	18-0	0	0	23.2	31	21	21	22	21	0	3	-	-		
Weir, Billy (3B, SS).....Columbia, S.C. 1955-56-57-58	-	-	-	-	-	-	-	-	-	-	-	-	-	-	-	-	-	-	-	-	-	-	-	-	-	-	-	-	-	-	-	-	-	-	-	-	-	-	
Wells, Bill (OF).....Eufaula, Okla. 1930	-	-	-	-	-	-	-	-	-	-	-	-	-	-	-	-	-	-	-	-	-	-	-	-	-	-	-	-	-	-	-	-	-	-	-	-	-	-	
West, Charlie (P).....Kansas City, Mo. 1954	-	-	-																																				

2019 FURMAN PALADINS BASEBALL / All-Time Roster



	G	AVG	AB	R	H	2B	3B	HR	RBI	TB	SLU	BB	HP	SO	SF	SB	A	PO	A	E	TC	FLD	W	L	ERA	AA	P	G	SC	SV	IP	H	R	ER	BB	SO	HB	WP
Wood, Austin (RHP)..... Niwot, Co. 2017-18	-	-	-	-	-	-	-	-	-	-	-	-	-	-	-	-	-	-	1	1	2	.500	1	0	.924	21-1	0	0	25.1	45	27	26	11	13	2	1		
Wood, John (P)..... Tigerville, S.C. 1926-27	-	-	-	-	-	-	-	-	-	-	-	-	-	-	-	-	-	-	-	-	-	-	-	-	-	-	-	-	-	-	-	-	-	-	-	-	-	
Wood, Tyler (RHP)..... St. Louis, Mo. 2011-12-13-14	-	-	-	-	-	-	-	-	-	-	-	-	-	-	-	-	-	15	44	3	62	.952	13	16	5.75	61-44	0	0	233.1	288	162	149	74	142	14	21		
Word, Chadwick (SS, 3B)..... Orlando, Fla. 2016	20	.143	14	3	2	1	0	0	1	3	.214	0	0	6	0-0	0-0	2	4	0	61.000	-	-	-	-	-	-	-	-	-	-	-	-	-	-	-	-		
Workman, C.H. (OF, C)..... Woodruff, S.C. 1901-02	-	-	-	-	-	-	-	-	-	-	-	-	-	-	-	-	-	-	-	-	-	-	-	-	-	-	-	-	-	-	-	-	-	-	-	-		
Workman, C.M. (P)..... Enoree, S.C. 1907	-	-	-	-	-	-	-	-	-	-	-	-	-	-	-	-	-	-	-	-	-	-	-	-	-	-	-	-	-	-	-	-	-	-	-	-		
Workman, James (3B)..... Enoree, S.C. 1935	-	-	-	-	-	-	-	-	-	-	-	-	-	-	-	-	-	-	-	-	-	-	-	-	-	-	-	-	-	-	-	-	-	-	-	-		
Wright, L.L. (CF, SS)..... Honea Path, S.C. 1901-02-03	-	-	-	-	-	-	-	-	-	-	-	-	-	-	-	-	-	-	-	-	-	-	-	-	-	-	-	-	-	-	-	-	-	-	-	-		
Wright, William (OF)..... Batesburg, S.C. 1918-19	-	-	-	-	-	-	-	-	-	-	-	-	-	-	-	-	-	-	-	-	-	-	-	-	-	-	-	-	-	-	-	-	-	-	-	-		
Y —																																						
Yakimowicz, Ted (1B)..... Wallington, N.J. 1952-53-54-55	-	-	-	-	-	-	-	-	-	-	-	-	-	-	-	-	-	-	-	-	-	-	-	-	-	-	-	-	-	-	-	-	-	-	-	-		
Yates, Tommy (OF)..... Alcoa, Tenn. 1958-59	-	-	-	-	-	-	-	-	-	-	-	-	-	-	-	-	-	-	-	-	-	-	-	-	-	-	-	-	-	-	-	-	-	-	-	-	-	
Young, Buddy (OF)..... Edgewood, Md. 1982-83-84-85	116	.306	411	93	126	14	7	1	49	155	.377	62	2	43	7-3	33-38	178	9	9	196	.954	-	-	-	-	-	-	-	-	-	-	-	-	-	-	-	-	
Young, Matt (C)..... Tampa, Fla. 2006	6	.500	8	2	4	0	0	1	2	7	.875	0	0	3	0-0	0-0	0	0	0	0	.000	-	-	-	-	-	-	-	-	-	-	-	-	-	-	-	-	
Young, William (OF)..... Timmonsville, S.C. 1938-39	-	-	-	-	-	-	-	-	-	-	-	-	-	-	-	-	-	-	-	-	-	-	-	-	-	-	-	-	-	-	-	-	-	-	-	-	-	