

FLORIDA STATE

2025 FOOTBALL GAME NOTES



FSU OPENS ACC PLAY ON FRIDAY NIGHT AT VIRGINIA



#8 FLORIDA STATE SEMINOLES | 3-0, 0-0 ACC

at

VIRGINIA CAVALIERS | 3-1, 1-0 ACC

Friday, September 26, 2025 • 7:00 p.m. • Charlottesville, Va.

Scott Stadium (61,500)



NOTES TO KNOW

- » After a perfect three-game homestand to open the season, Florida State begins ACC play with a Friday night trip to face Virginia. Since joining the ACC for the 1992 season, FSU is 20-13 (.606) in its first ACC game of the season.
- » The Seminoles are the only team in the country that has scored at least 65 points in multiple games this season, and their 77 points against East Texas A&M are the most in a game in 2025. FSU's average scoring margin of +48.0 points per game ranks 1st nationally.
- » Florida State's 143 points scored over the last two games are the most in any two-game stretch in program history, and its +144 scoring margin is the 2nd-highest in program history through the first three games of a season.
- » FSU's 775 yards of total offense in last week's win vs. Kent State are the most in the nation this season and the most for any team since Dec. 12, 2020, when North Carolina gained 778 yards in a 62-26 win at Miami. After gaining 729 yards of offense vs. East Texas A&M, Florida State is the first team with back-to-back 700-yard games since 2015.
- » In records dating back to 1995, FSU is the 18th team nationally and third from the ACC with multiple 725-yard games in the same season. The Seminoles are the first ACC team and one of three nationally with back-to-back games of at least 725 yards of offense, joining Baylor in 2015 and 2013.
- » Florida State broke single-game school records with 498 rushing yards, eight rushing touchdowns and 27 rushing first downs in the win vs. Kent State. The rushing yards total was the most in a game against an FBS opponent since Jacksonville State vs. Louisiana Tech in 2023, and the rushing first downs were the most since Air Force vs. Nevada in 2022. The rushing touchdowns were the most by an ACC team since Georgia Tech at Louisville in 2018.
- » The Seminoles rolled up 729 yards of total offense vs. East Texas A&M and showcased incredible balance with 361 rushing yards and 368 passing yards. It was only the third time in program history, and first time since 1995, FSU recorded at least 350 rushing yards and at least 350 passing yards in the same game.
- » FSU boasts the nation's most explosive offense this season. The Seminoles lead the country with an average of 58.0 points per game, an average of 628.7 yards of total offense per game and a 222.50 team pass efficiency rating. The Seminoles also lead the country in plays of at least 40 yards (12), rank 2nd in 30-plus yard plays (16) and 50-plus yard plays (7) and are 3rd with four 60-plus yard plays. The Seminoles are one of 16 teams with an 80-yard play in 2025.
- » Florida State ranks in the top 5 nationally in rushing plays of 10-plus yards (38, 2nd), 20-plus yards (12, 2nd), 30-plus yards (6, 4th), 40-plus yards (4, 5th) and 50-plus yards (3, 3rd). FSU also ranks in the top 5 in passing plays of 30-plus yards (10, 4th), 40-plus yards (8, 3rd), 50-plus yards (4, 4th), 60-plus yards (3, 2nd) and 80-plus yards (1, 1st).
- » The Seminoles lead the ACC in rushing offense (363.0, 2nd nationally), yards per completion (19.44, 2nd), 3rd-down percentage (.667, 2nd), scoring defense (10.0, 12th), fewest penalties per game (4.00, 13th) and 4th-down percentage (.833, 15th). FSU is one of two teams, and the only team in a P4 conference, to lead its conference in both scoring offense and scoring defense.
- » Florida State and Boise State are the only two teams with a touchback on every kickoff this season, and Florida State's 28 kickoffs are nine more than the Broncos' 19.

NUMBERS TO KNOW

3

Consecutive games FSU has rushed for at least 230 yards and 4 TDs

14

Straight games FSU has recorded at least 5.0 TFL, 2nd-longest streak in program history

26

Scoring drives out of 32 regulation drives by FSU's offense this season

96

Different players have appeared in at least one game this season

2025 SCHEDULE

Date	Opponent	Time/Result
Aug. 30	#8 Alabama	W, 31-17
Sept. 6	East Texas A&M	W, 77-3
Sept. 20	Kent State	W, 66-10
Sept. 26	at Virginia*	7:00 PM (ESPN)
Oct. 4	#2 Miami*	7:30 PM (ABC)
Oct. 11	Pitt*	TBD
Oct. 18	at Stanford*	10:30 PM (ESPN)
Nov. 1	Wake Forest*	TBD
Nov. 8	at Clemson*	TBD
Nov. 15	Virginia Tech*	TBD
Nov. 21	at NC State*	8:00 PM (ESPN)
Nov. 29	at Florida	TBD

*ACC Game | AP Rankings Listed
all times Eastern

MEDIA INFORMATION

TV: ESPN

Play-by-Play: Bob Wischusen

Analyst: Louis Riddick

Sideline: Kris Budden



RADIO: SEMINOLE SPORTS NETWORK

Play-by-Play: Jeff Culhane

Analyst: William Floyd

Sideline: Tom Block



SiriusXM RADIO

FSU Broadcast: Ch. 85 or 193/[SXM App](#)

DIRECT LINKS

Watch: [WatchESPN/ESPN App](#)

Listen: [Seminole Sports Network](#)

TEAM INFORMATION

FLORIDA STATE

Head Coach: Mike Norvell (Central Arkansas, '05, '07)

FSU Record: 36-27 (6th season)

Overall Record: 74-42 (10th season)

VIRGINIA

Head Coach: Tony Elliott (Clemson, '02)

UVA Record: 14-24 (4th season)

Overall Record: 14-24 (4th season)

SERIES HISTORY

Florida State leads the all-time series with Virginia 15-4. The Seminoles and Cavaliers are meeting for the first time since 2019 after playing each of the first 15 years FSU was in the ACC.



6th season at Florida State
10th season as Head Coach | 20th overall

Hometown: Irving, Texas
Alma Mater: Central Arkansas, 2005, 2007
Family: wife Maria; daughter Mila

COACHING HISTORY

Year	School	Position
2020-PR	Florida State	Head Coach
2016-19	Memphis	Head Coach
2012-15	Arizona State	Offensive Coordinator/QB
2011	Pittsburgh	co-Off. Coord./WR/Dir. of Recruiting
2010	Tulsa	Passing Game Coord./WR/Dir. of Recruiting
2009	Tulsa	Passing Game Coord./WR
2007-08	Tulsa	Graduate Assistant
2006	Central Arkansas	Graduate Assistant

HEAD COACHING CAREER

Year	Team	Record	Bowl
2025	Florida State	3-0	
2024	Florida State	2-10	--
2023	Florida State	13-1	Orange
2022	Florida State	10-3	Cheez-It
2021	Florida State	5-7	--
2020	Florida State	3-6	--
2019	Memphis	12-1	Cotton*
2018	Memphis	8-6	Birmingham
2017	Memphis	10-3	Liberty
2016	Memphis	8-5	Boca Raton
10th season		74-42	

*did not coach bowl game

- » Is only head coach with multiple regular season non-conference wins over top-10 SEC opponent since 2016
- » Recipient of 2023 Dodd Trophy and Bryant Award national Coach of the Year recognitions
- » 8th coach to win both in 38 seasons since Bryant Award was established in 1986 and 2nd from 2003-23
- » 2023 ACC & AFCA Region I Coach of the Year
- » Finalist for 2023 Eddie Robinson & George Munger Coach of the Year awards
- » Led FSU to 16th ACC title and 5th ACC Championship Game victory with 16-6 win over No. 14 Louisville
- » Completed 7th unbeaten regular season in program history and led FSU to 3rd 13-win season (2013, 2014)
- » 3rd coach to lead Florida State to multiple 10-win seasons. Responsible for the 25th and 26th 10-win seasons in program history, and in 2022 authored FSU's first 10-win season since 2016
- » Produced 46 All-ACC selections in the last three years, including a program-record 25 on the 2023 All-ACC team
- » Tied for 16th all-time and 4th among active head coaches with four conference championship game appearances
- » FSU led the ACC in scoring in 2022 and 2023, the first team to have the ACC's best scoring offense in consecutive seasons since 2018-20
- » FSU was the only team in the country to lead its conference in total offense and total defense in 2022
- » Has coached 37 NFL Draft picks, 22 All-Americans - including 14 first-team selections - five conference Players of the Year, one conference Rookie of the Year and 114 all-conference recognitions
- » Only coach in ACC history to defeat a top-5 team in his first season in the conference (31-28 win vs. No. 5 North Carolina on Oct. 17, 2020)
- » One of only three FBS head coaches to produce a top-7 rushing offense (4th, 2018) and a top-7 passing offense (7th, 2017) since 2016
- » One of five FBS head coaches to oversee multiple top-4 total offenses (4th in 2017 and 2018) since 2016
- » 31 of Norvell's pupils have been selected in the last eight NFL Drafts, including first-round picks Jared Verse in 2024 and Jermaine Johnson II in 2022
- » Named Florida State's 11th full-time head football coach on Dec. 8, 2019
- » 71.7 winning percentage at Memphis is the highest in program history
- » Won the 2019 American Athletic Conference championship and a spot in the New Year's Six Cotton Bowl
- » In 2019, led Memphis to a school-record 12 wins and its first outright conference championship since 1969

NORVELL vs. ALL OPPONENTS

Opponent	Record	Streak	Last
Alabama	1-0	W1	W, 31-17 (2025)
Boston College	3-1	L1	L, 13-28 (2024)
Bowling Green	1-0	W1	W, 77-3 (2016)
California	1-0	W1	W, 14-9 (2024)
Charleston Southern	1-0	W1	W, 41-7 (2024)
Cincinnati	3-0	W3	W, 29-24 (2019)
Clemson	1-3	L1	L, 13-29 (2024)
Duke	2-1	L1	L, 16-23 (2024)
Duquesne	1-0	W1	W, 47-7 (2022)
East Carolina	2-0	W2	W, 59-41 (2018)
East Texas A&M	1-0	W1	W, 77-3 (2025)
Florida	2-2	L1	L, 11-31 (2024)
Georgia	0-1	L1	L, 3-63 (2023)
Georgia State	1-0	W1	W, 59-22 (2018)
Georgia Tech	1-2	L1	L, 21-24 (2024)
Houston	4-0	W4	W, 45-27 (2019)
Iowa State	0-1	L1	L, 20-21 (2017)
Jacksonville State	1-1	L1	L, 17-20 (2021)
Kansas	1-0	W1	W, 43-7 (2016)
Kent State	1-0	W1	W, 66-10 (2025)
Louisiana	1-0	W1	W, 49-17 (2022)
Louisville	2-2	W1	W, 16-6 (2023)
LSU	2-0	W2	W, 45-24 (2023)
Memphis	0-1	L1	L, 12-20 (2024)
Mercer	1-0	W1	W, 66-14 (2018)
Miami	3-2	L1	L, 14-36 (2024)
Missouri	0-1	L1	L, 33-65 (2018)
Navy	2-2	W1	W, 35-23 (2019)
North Alabama	1-0	W1	W, 58-13 (2023)
North Carolina	2-1	L1	L, 11-35 (2024)
NC State	0-3	L3	L, 17-19 (2022)
Notre Dame	0-3	L3	L, 3-52 (2024)
Oklahoma	1-0	W1	W, 35-32 (2022)
Ole Miss	1-1	W1	W, 15-10 (2019)
Pitt	1-1	W1	W, 24-7 (2023)
SMU	4-1	L1	L, 16-42 (2024)
South Alabama	2-0	W2	W, 42-6 (2019)
South Florida	1-1	W1	W, 49-10 (2019)
SE Missouri State	1-0	W1	W, 35-17 (2016)
Southern	1-0	W1	W, 55-24 (2019)
Southern Illinois	1-0	W1	W, 44-31 (2017)
Southern Miss	1-0	W1	W, 66-13 (2023)
Stanford	0-0	-	Oct. 18, 2025
Syracuse	3-0	W3	W, 41-3 (2023)
Temple	1-1	L1	L, 28-30 (2019)
Tulane	3-1	W1	W, 47-17 (2019)
Tulsa	3-1	W3	W, 42-41 (2019)
UCF	0-4	L4	L, 41-56 (2018)
UCLA	1-0	W1	W, 48-45 (2017)
UConn	2-0	W2	W, 55-14 (2018)
ULM	2-0	W2	W, 52-33 (2019)
UMass	1-0	W1	W, 59-3 (2021)
Virginia	0-0	-	Sept. 26, 2025
Virginia Tech	1-0	W1	W, 39-17 (2023)
Wake Forest	1-3	W1	W, 41-16 (2023)
Western Kentucky	0-1	L1	L, 31-51 (2016)

2025 Opponent

ASSISTANT COACHES

Gus Malzahn (1)	OC	Gameday Positions
Tony White (1)	DC	
John Papuchis (6)	STC/LB	
Chris Thomsen (6)	DHC/TE	
Tim Harris Jr. (1)	PGC/WR	
Evan Cooper (1)	SAF	Field: Malzahn, White, Papuchis, Thomsen, Harris, Cooper, Hand, Johnson, Knighton, Surtain
Herb Hand (1)	OL	
David Johnson (6)	RB	
Terrance Knighton (1)	OL	
Patrick Surtain Sr. (3)	DB	
Tony Tokarz (6)	QB	Booth: Tokarz
		(x) years at FSU



35.3

Points per game as a head coach, 2nd-highest nationally among coaches active each year from 2016-25

40

47 games scoring at least 40 points as a head coach

50

22 games scoring at least 50 points as a head coach

60

8 games scoring at least 60 points as a head coach

70

4 games scoring at least 70 points as a head coach

3,000

Coached a 3,000-yard passer in seven of the last 10 seasons

300

26 individual 300-yard passing games in 116 games as a head coach

1,000

Produced six 1,000-yard rushers in the last 10 seasons

100

60 individual 100-yard rushing games in 116 games as a head coach

100

45 individual 100-yard receiving games in 116 games as a head coach

24

Blocked kicks in his nine-plus seasons as a head coach

15

Defensive touchdowns in his nine-plus seasons as a head coach

14

Kickoff return touchdowns in his nine-plus seasons as a head coach

114

All-Conference performers coached

37

NFL Draft picks coached, including 30 selected in the last seven years

990

FSU's multi-year Academic Progress Rate released in May 2025, the highest in program history

54

Current Division I or NFL coaches who have served on his staff

The list of 54 current Division I coaches and staff who have worked under Norvell includes four head coaches and 9 coordinators:

<i>Coach</i>	<i>Current Position</i>	<i>School</i>
Kenny Dillingham	Head Coach	Arizona State
Dan Lanning	Head Coach	Oregon
Pete Lembo	Head Coach	Buffalo
Ryan Silverfield	Head Coach	Memphis
Carter Barfield	Special Teams Coordinator	Tulsa
Joe Bowen	Defensive Coordinator	Buffalo
Gabe Fertitta	Offensive Coordinator	Nicholls State
Joe Lorig	Special Teams Coordinator	Oregon
Gus Malzahn	Offensive Coordinator	Florida State
John Papuchis	Special Teams Coordinator	Florida State
Scott Symons	Defensive Coordinator	SMU
Tony White	Defensive Coordinator	Florida State
Marcus Woodson	co-Defensive Coordinator	Arkansas



Mike Norvell's commitment to academics has been visible on FSU's jerseys starting with the 2020 season with the addition of the 'Seminole Scholar' patch. The 2025 season features 80 players who have graduated, earned a 3.0 cumulative GPA or finished their previous semester with a 3.0 GPA.



TEAM

Points

77	vs. East Texas A&M	9/6/25
	vs. Bowling Green	9/24/16
70	vs. ECU	11/25/17
	at UConn	10/6/17
66	vs. Kent State	9/20/25
	vs. Southern Miss	9/9/23
	vs. Mercer	9/1/18
	vs. SMU	11/18/17

Points In A Quarter

35	vs. Kent State (1st)	9/20/25
	vs. Bowling Green (1st)	9/24/16
28	vs. East Texas A&M (2nd)	9/6/25
	vs. UMass (2nd)	10/23/21
	vs. Duke (1st)	12/12/20
	vs. Mercer (2nd)	9/1/18
	vs. Mercer (1st)	9/1/18
	vs. UConn (2nd)	10/6/18
	at UConn (1st)	10/6/17

Points In A Half

56	vs. Mercer (1st)	9/1/18
	vs. Bowling Green (1st)	9/24/16
49	vs. East Texas A&M (2nd)	9/6/25
	vs. ECU (1st)	11/25/17
45	vs. Kent State (1st)	9/20/25

Total Plays

100	at UConn	10/6/17
92	vs. Houston	11/23/18
89	at South Florida	11/23/19
	at #12 UCF	12/2/17
86	vs. Mercer	9/1/18

Total Offense

775	vs. Kent State	9/20/25
753	at #12 UCF	12/2/17
752	vs. Mercer	9/1/18
729	vs. East Texas A&M	9/6/25
711	at UConn	10/6/17

Yards Per Play

13.0 (49-635)	vs. ECU	11/25/17
11.0 (62-679)	vs. Georgia State	9/14/18
10.7 (59-634)	vs. UConn	10/6/18
10.3 (71-729)	vs. East Texas A&M	9/6/25
9.9 (78-775)	vs. Kent State	9/20/25

Passing Attempts

55	at UConn	10/6/17
53	at Houston	10/19/17
49	at UCF	9/30/17
47	at #16 Ole Miss	10/1/16
46	vs. South Florida	11/12/16

Completions

39	at UConn	10/6/17
33	at Houston	10/19/17
31	at #16 Ole Miss	10/1/16
30	at #12 UCF	12/2/17
	vs. Houston	11/25/16

Passing Yards

480	at UConn	10/6/17
471	at #12 UCF	12/2/17
	at Houston	10/19/17
418	vs. Oklahoma	12/29/22
	vs. Western Kentucky	12/20/16

Passing Touchdowns

8	at UConn	10/6/17
6	vs. East Texas A&M	9/6/25
	vs. #25 UCLA	9/16/17
	vs. Bowling Green	9/24/16
5	at Houston	11/16/19
	vs. Tulane	10/18/19
	vs. Mercer	9/1/18
	vs. Georgia State	9/14/18

Rushing Attempts

59	vs. Houston	11/23/18
58	at South Florida	11/23/19
55	vs. Tulsa	11/10/18
54	vs. Kent State	9/20/25
	vs. Duquesne	8/27/22

Rushing Yards

498	vs. Kent State	9/20/25
410	vs. Georgia State	9/14/18
406	vs. Duquesne	8/27/22
401	at #7 UCF	12/1/18
	vs. Houston	11/23/18

Rushing Touchdowns

8	vs. Kent State	9/20/25
7	vs. SMU	11/18/17
6	vs. Duquesne	8/27/22
	vs. Duke	12/12/20
	vs. UConn	10/6/18
	vs. Houston	11/23/18

Fewest Total Yards Allowed

160	at Syracuse	11/12/22
164	vs. Duquesne	8/27/22
170	at South Florida	11/23/19
173	vs. Ole Miss	8/31/19
174	vs. Mercer	9/1/18

Fewest Passing Yards Allowed

20	vs. #24 Navy	10/14/17
44	at South Florida	11/23/19
52	at Navy	9/8/18
62	at Miami	11/5/22
65	at Syracuse	11/12/22

Fewest Rushing Yards Allowed

25	at SMU	11/15/18
32	vs. Iowa State	12/30/17
43	vs. Kent State	9/20/25
	vs. Miami	11/13/21
57	vs. Charleston Southern	11/23/24

Sacks

7	vs. California	9/21/24
	vs. #14 Louisville	12/2/23
	vs. Tulane	10/27/17
6	at Florida	11/25/23
	at Wake Forest	10/28/23
	vs. Oklahoma	12/29/22
	vs. Western Kentucky	12/20/16

Tackles For Loss

15	vs. #18 Cincinnati	11/29/19
14	vs. #14 Louisville	12/2/23
13	vs. Tulane	10/27/17
12	vs. California	9/21/24
	at SMU	11/15/18

Takeaways

6	vs. Kansas	9/17/16
5	vs. #24 Navy	10/14/17
4	at Miami	11/5/22
	vs. Duke	12/12/20
	vs. UConn	10/6/18
	at #12 UCF	12/2/17
	vs. ULM	8/31/17
	vs. Bowling Green	9/24/16

Interceptions

4	vs. Bowling Green	9/24/16
3	at Florida	11/27/21
	vs. Duke	12/12/20
	vs. Tulane	10/18/19
	vs. UConn	10/6/18
	at #12 UCF	12/2/17
	vs. ECU	11/25/17

Fumble Recoveries

4	vs. Kansas	9/17/16
3	at #7 UCF	12/1/18
	vs. #24 Navy	10/14/17
	vs. ULM	8/31/17
2	15x, last at Pitt	11/4/23

Blocked Kicks

3	vs. Georgia Tech (2 FG, 1 PAT)	9/12/20
2	vs. Clemson (2 FG)	10/5/24
	vs. North Alabama (1 PAT, 1 FG)	11/18/23
	vs. LSU (1 FG, 1 PAT)	9/4/22
	vs. #5 North Carolina (2 punts)	10/17/20
	vs. Southern (2 punts)	9/7/19

INDIVIDUAL

Points Scored

24	Patrick Taylor Jr. at Houston	10/19/17
	Anthony Miller at UConn	10/6/17
18	22x, last Gavin Sawchuk vs. ETAMU	9/6/25

Touchdown Responsibility

7	Riley Ferguson at UConn (7 pass)	10/6/17
	R. Ferguson vs. BGSU (6 pass, 1 rush)	9/24/16
6	Brady White at Houston (5 pass, 1 rush)	11/16/19
	R. Ferguson vs. #25 UCLA (6 pass)	9/16/17
5	Jordan Travis vs. #5 LSU (4 pass, 1 rush)	9/3/23
	J. Travis at Syracuse (3 pass, 1 rush, 1 rec.)	11/12/22
	J. Travis at N. Carolina (3 pass, 2 rush)	10/9/21
	B. White vs. Tulane (5 pass)	10/18/19
	B. White vs. Georgia State (5 pass)	9/14/18
	B. White vs. Mercer (5 pass)	9/1/18
	R. Ferguson vs. SMU (2 pass, 3 rush)	11/18/17
	R. Ferguson vs. Tulane (3 pass, 2 rush)	10/27/17

Total Offense

468	Jordan Travis vs. Oklahoma	12/29/22
466	Riley Ferguson at #12 UCF	12/2/17
465	Riley Ferguson at Houston	10/19/17
420	Riley Ferguson at UConn	10/6/17
414	Riley Ferguson vs. #18 Houston	11/25/16

Rushing Attempts

31	Darrell Henderson vs. #9 UCF	10/13/18
30	Patrick Taylor Jr. vs. Wake Forest	12/22/18
27	Patrick Taylor Jr. vs. Ole Miss	8/31/19
26	Patrick Taylor Jr. at Missouri	10/20/18
24	Kenneth Gainwell vs. Tulsa	10/26/19
	Darrell Henderson vs. Houston	11/23/18

Rushing Yards

233	Darrell Henderson vs. Georgia State	9/14/18
212	Darrell Henderson at Navy	9/8/18
210	Darrell Henderson at #7 UCF	12/1/18
209	Kenneth Gainwell at ULM	10/5/19
200	Trey Benson vs. Virginia Tech	10/7/23



Rushing Touchdowns

4	Patrick Taylor Jr. at Houston	10/19/17
3	Trey Benson at Florida	11/25/23
	Trey Benson vs. Southern Miss	9/9/23
	Trey Benson vs. Florida	11/25/22
	Jashaun Corbin vs. Duke	12/12/20
	Patrick Taylor Jr. at South Florida	11/23/19
	Kenneth Gainwell at Tulsa	10/26/19
	Darrell Henderson at #7 UCF	12/1/18
	Darrell Henderson vs. UConn	10/6/18
	Patrick Taylor Jr. vs. UConn	10/6/18
	Darrell Henderson at Navy	9/8/18
	Riley Ferguson vs. SMU	11/18/17

Longest Rush

89	Jashaun Corbin vs. #9 Notre Dame	9/5/21
88	Jordan Travis vs. Pitt	11/7/20
85	Trey Benson vs. Virginia Tech	10/7/23
83	Calvin Austin III vs. Mercer	9/1/18
82	Darrell Henderson at #7 UCF	12/1/18
	Darrell Henderson vs. Tulane	10/27/17

Rushing Yards Per Carry (min. 10)

18.2	Trey Benson vs. Virginia Tech (11-200)	10/7/23
16.6	Darrell Henderson vs. Ga. State (14-233)	9/14/18
16.3	Darrell Henderson at Navy (13-212)	9/8/18
14.9	Kenneth Gainwell at ULM (14-209)	10/5/19
14.7	Darrell Henderson vs. SMU (10-147)	11/18/17

Passing Attempts

53	Riley Ferguson at Houston	10/19/17
49	Riley Ferguson at UCF	9/30/17
48	Riley Ferguson at UConn	10/6/17
46	Riley Ferguson vs. South Florida	11/12/16
	Riley Ferguson at #16 Ole Miss	10/1/16

Completions

34	Riley Ferguson at UConn	10/6/17
33	Riley Ferguson at Houston	10/19/17
30	Riley Ferguson at #12 UCF	12/2/17
	Riley Ferguson vs. #18 Houston	11/25/16
	Riley Ferguson at #16 Ole Miss	10/1/16

Passing Yards

471	Riley Ferguson at #12 UCF	12/2/17
	Riley Ferguson at Houston	10/19/17
431	Riley Ferguson at UConn	10/6/17
418	Jordan Travis vs. Oklahoma	12/29/22
409	Riley Ferguson vs. #18 Houston	11/25/16

Passing Touchdowns

7	Riley Ferguson at UConn	10/6/17
6	Riley Ferguson vs. #25 UCLA	9/16/17
	Riley Ferguson vs. BGSU	9/24/16
5	Brady White at Houston	11/16/19
	Brady White vs. Tulane	10/18/19
	Brady White vs. Georgia State	9/14/18
	Brady White vs. Mercer	9/1/18

Receptions

15	Anthony Miller at UConn	10/6/17
	Anthony Miller vs. #18 Houston	11/25/16
14	Anthony Miller at #12 UCF	12/2/17
12	Anthony Miller vs. Tulsa	10/29/16
11	Anthony Miller vs. Western Kentucky	12/20/16

Receiving Yards

250	Anthony Miller vs. Tulsa	10/29/16
224	Anthony Miller at UConn	10/6/17
203	Kenneth Gainwell vs. Tulane	10/18/19
202	Johnny Wilson vs. Oklahoma	12/29/22
195	Anthony Miller at #12 UCF	12/2/17

Receiving Touchdowns

4	Anthony Miller at UConn	10/6/17
3	Keon Coleman vs. #5 LSU	9/3/23
	Anthony Miller at #12 UCF	12/2/17
	Anthony Miller vs. Western Kentucky	12/20/16
2	24x, last Duce Robinson vs. ETAMU	9/6/25

Longest Pass

89	Riley Ferguson to Anthony Miller vs. ECU	11/25/17
84	R. Ferguson to A. Miller vs. Kansas	9/17/16
82	T. Castellanos to D. Robinson vs. ETAMU	9/6/25
80	J. Travis to T. Benson at Wake Forest	10/28/23
78	J. Travis to J. Wilson vs. GT	10/29/22
75	J. Travis to L. Toafili at Clemson	10/30/21
	Brady White to Damonte Coxie at ECU	11/3/18
	B. White to Patrick Taylor Jr. vs. Mercer	9/1/18

Receiving Yards Per Catch (min. 3)

53.7	Sean Dykes at #7 UCF (3-161)	12/2/17
48.0	Anthony Miller vs. ECU (3-144)	11/25/17
37.0	Johnny Wilson vs. GT (3-111)	10/29/22
34.6	Duce Robinson vs. E. Texas A&M (5-173)	9/6/25
30.3	Ontaria Wilson vs. Wake Forest (3-91)	9/18/21

Tackles

18	Jammie Robinson at Florida	11/27/21
16	Curtis Akins vs. #24 Navy	10/22/16
14	Tatum Bethune at #14 NC State	10/8/22
	Curtis Akins at #7 UCF	12/1/18
	T.J. Carter at Houston	10/19/17

Tackles For Loss

5.5	Genard Avery vs. Tulane	10/27/17
5.0	Jermaine Johnson II vs. Miami	11/13/21
	Bryce Huff at Tulane	9/28/18
4.5	Braden Fiske vs. #14 Louisville	12/2/23
4.0	Jermaine Johnson II vs. Jax. State	9/11/21
	Joseph Dorceus vs. #18 Cincinnati	11/29/19
	Joseph Dorceus at ULM	10/5/19

Sacks

3.5	Genard Avery vs. Tulane	10/27/17
3.0	Patrick Payton vs. California	9/21/24
	Braden Fiske vs. #14 Louisville	12/2/23
	Jermaine Johnson II vs. Miami	11/13/21
	Jermaine Johnson II vs. Jax. State	9/11/21
	Arthur Maulet vs. Western Kentucky	12/20/16

Punt Return Yards

109	Pop Williams vs. Tulsa	11/10/18
107	Keon Coleman vs. Syracuse	10/14/23
77	Traveon Samuel at South Florida	11/23/19
75	Pop Williams vs. Georgia State	9/14/18
62	Keon Coleman vs. Miami	11/11/23

Punt Return Average (min. 3)

27.3	Pop Williams vs. Tulsa (4-109)	11/10/18
20.7	Keon Coleman vs. Miami (3-62)	11/11/23
18.8	Pop Williams vs. Georgia State (4-75)	9/14/18
17.8	Keon Coleman vs. Syracuse (6-107)	10/14/23
12.8	Traveon Samuel at South Florida (6-77)	11/23/19

Long Punt Return

72	Keon Coleman vs. Syracuse	10/14/23
	John Williams vs. Tulsa	11/10/18
57	Keon Coleman vs. Miami	11/11/23
51	Ontaria Wilson at #14 NC State	10/8/22
47	John Williams vs. Georgia State	9/14/18

Punt Return Touchdowns

1	Keith Brown (blocked punt) vs. Southern	9/7/19
	Pop Williams vs. Tulsa	11/10/18

Kickoff Return Yards

209	Tony Pollard vs. Wake Forest	12/22/18
174	Tony Pollard vs. South Florida	11/12/16
165	Samuel Singleton Jr. at Duke	10/18/24
161	Tony Pollard vs. Tulsa	10/29/16
159	Antonio Gibson vs. SMU	11/2/19

Kickoff Return Average (min. 3)

53.0	Antonio Gibson vs. SMU (3-159)	11/2/19
49.3	Tony Pollard vs. Southern Ill. (3-148)	9/23/17
44.7	Tony Pollard at #24 Navy (3-134)	10/22/16
41.3	Samuel Singleton Jr. at Duke (4-165)	10/18/24
35.7	Chris Claybrooks vs. Tulane (3-107)	10/18/19

Long Kickoff Return

100	Tony Pollard vs. East Carolina	11/25/17
	Tony Pollard vs. Southern Illinois	9/23/17
	Tony Pollard at #24 Navy	10/22/16
99	Deuce Spann vs. #16 Duke	10/21/23
	Gabriel Rogers vs. Navy	9/26/19
	Tony Pollard vs. ULM	8/31/17
	Darrell Henderson at SMU	11/5/16

Kickoff Return Touchdowns

1	14x, last Samuel Singleton Jr. at Duke	10/18/24
---	--	----------

All-Purpose Yards

386	Antonio Gibson vs. #15 SMU	11/2/19
318	Tony Pollard vs. Wake Forest	12/22/18
307	Kenneth Gainwell vs. Tulane	10/19/19
278	Darrell Henderson vs. SMU	11/18/17
273	Darrell Henderson at Navy	9/8/18

PATs Made

11	Jake Elliott vs. BGSU	9/24/16
10	Jake Weinberg vs. East Texas A&M	9/6/25
	Riley Patterson vs. East Carolina	11/25/17
9	Ryan Fitzgerald vs. Southern Miss	9/9/23
	Riley Patterson vs. Mercer	9/3/18
	Riley Patterson vs. SMU	11/18/17

Field Goals Made

4	Riley Patterson vs. #15 SMU	11/2/19
3	Ryan Fitzgerald at Duke	10/18/24
	Ryan Fitzgerald vs. #14 Louisville	12/2/23
	Ryan Fitzgerald vs. Miami	11/13/21
	Riley Patterson vs. #21 Cincinnati	12/7/19
	Riley Patterson vs. #9 UCF	10/13/18
	Riley Patterson vs. #24 Navy	10/14/17
	Jake Elliott at SMU	11/5/16
	Jake Elliott at Tulane	10/14/16
	Jake Elliott vs. Kansas	9/17/16

50-Yard Field Goals

59	Ryan Fitzgerald vs. Georgia Tech	8/24/24
56	Ryan Fitzgerald vs. North Carolina	11/2/24
54	Ryan Fitzgerald vs. Memphis	9/14/24
53	Ryan Fitzgerald at Duke	10/18/24
	Ryan Fitzgerald vs. Jax. State	9/11/21
	Parker Grothaus vs. Georgia Tech	9/12/20
52	Ryan Fitzgerald vs. Georgia Tech	8/24/24
	Riley Patterson vs. #21 Cincinnati	12/7/19
	Riley Patterson at Missouri	10/20/18
50	Riley Patterson vs. #21 Cincinnati	12/7/19
	Riley Patterson vs. #15 SMU	11/2/19
	Riley Patterson at ULM	10/5/19
	Jake Elliott at Tulane	10/14/16
	Jake Elliott vs. Kansas	9/17/16

Punting Average

54.7	Adam Williams at ULM (3-164)	10/5/19
53.7	Spencer Smith vs. Temple (3-161)	10/6/16
53.0	A. Mastromanno vs. Charl. Southern (2-106)	11/23/24
52.2	A. Mastromanno vs. Boston College (6-313)	9/2/24
52.0	A. Williams vs. South Ala. (2-104)	9/22/18
	S. Smith vs. Southern Ill. (2-104)	9/23/17

Long Punt

77	Adam Williams at ULM	10/5/19
76	Adam Williams vs. Tulane	10/18/19
73	Adam Williams at SMU	11/15/18
65	Alex Mastromanno vs. Boston College	9/2/24
	Alex Mastromanno vs. Jax. State	9/11/21



ALL-TIME vs. VIRGINIA

Year	Location	Res.	AP Rank (FSU/Opp)
1992	Charlottesville	W, 13-3	6/23
1993	Tallahassee	W, 40-14	1/15
1994	Tallahassee	W, 41-17	4/-
1995	Charlottesville	L, 28-33	2/24
1996	Tallahassee	W, 31-24	3/14
1997	Charlottesville	W, 47-21	3/-
1998	Tallahassee	W, 45-14	6/12
1999	Charlottesville	W, 35-10	1/-
2000	Tallahassee	W, 37-3	6/-
2001	Charlottesville	W, 43-7	21/-
2002	Tallahassee	W, 40-19	5/-
2003	Charlottesville	W, 19-14	7/-
2004	Tallahassee	W, 36-3	7/6
2005	Charlottesville	L, 21-26	4/-
2006	Tallahassee	W, 33-0	-/-
2010	Charlottesville	W, 34-14	-/-
2011	Tallahassee	L, 13-14	23/-
2014	Tallahassee	W, 34-20	2/-
2019	Charlottesville	L, 24-31	-/25

Overall: 15-4 | Home: 9-1 | Away: 6-3 | ACC: 15-4

HIGHS vs. VIRGINIA

Passing:

Danny Kanell, 1995	32-67-3, 454 yards, 3 TD
Drew Weatherford, 2005	35-59-3, 377 yards, 1 TD
Danny Kanell, 1994	32-48-4, 330 yards, 4 TD
Charlie Ward, 1993	23-31-3, 322 yards, 3 TD
Thad Busby, 1996	25-36-2, 316 yards, 2 TD

Rushing:

Greg Jones, 2002	21-173, 2 TD
Travis Minor, 1997	17-159, 2 TD
Tiger McMillion, 1992	25-138, 0 TD
Warrick Dunn, 1996	26-131, 1 TD
Jermaine Thomas, 2010	16-122, 2 TD

Receiving:

E.G. Green, 1995	7-169, 1 TD
E.G. Green, 1997	5-151, 1 TD
Rashad Greene, 2014	13-136, 1 TD
Snoop Minnis, 2000	4-131, 2 TD
Tamarick Vanover, 1993	6-129, 1 TD

ATLANTIC COAST CONFERENCE

	ACC	Overall
Georgia Tech	1-0	4-0
Syracuse	1-0	3-1
Virginia	1-0	3-1
Duke	1-0	2-2
NC State	1-1	3-1
Stanford	1-1	1-3
Florida State	0-0	3-0
Miami	0-0	4-0
Louisville	0-0	3-0
California	0-0	3-1
Pitt	0-0	2-1
SMU	0-0	2-2
North Carolina	0-0	2-2
Virginia Tech	0-0	1-3
Wake Forest	0-1	2-1
Boston College	0-1	1-2
Clemson	0-2	1-3

RECORD-BREAKING OFFENSE CONTINUES VS. KENT STATE

- » No. 7 Florida State features the top offense in the nation, producing 628.7 yards per game. FSU has surpassed 700 total yards in consecutive games for the first time in program history.
- » The last teams nationally with consecutive 700-yard games were Baylor (3 straight) and TCU (2 straight) in September 2015.
- » On top of having the top offense, FSU leads in scoring (58.0 per game) and team pass efficiency (222.50); and is 2nd in rushing offense (363.0), third-down conversions (66.7 percent) and yards per completion (19.44).
- » FSU's 775 yards of offense against Kent State on Sept. 20 was 3rd-most in program history and the most in the country since 2020, when North Carolina had 778 yards against Miami. FSU's 498 rushing yards against the Golden Flashes broke a school record that had stood since 1981.
- » FSU also set school records with eight rushing touchdowns, six rushing touchdowns in a half (first) and 27 rushing first downs. FSU's 37 total first downs were the most since 1995 (38 vs. NC State).
- » FSU has outscored its opponents 143-13 over the past two games, the most points scored in a two-game span in FSU history. FSU's +144 margin of victory is the 2nd-best through three games in the ACC this century, only behind FSU's program-record +173 in 2012.

NOLES KNOCK OFF NO. 8 ALABAMA TO OPEN SEASON

- » Florida State beat No. 8 Alabama, 31-17, on August 30 to open the 2025 season. With the win, FSU improved to 5-2 all-time against current SEC teams to open a season.
- » Head coach **Mike Norvell** improved to 3-0 against the SEC to begin a season, beating Ole Miss while coaching Memphis in 2019 and leading FSU to a 45-24 win over No. 5 LSU in 2023.
- » In season openers, Norvell improved to 7-3 in his career. Florida State is now 56-23 in season openers and 60-19 all-time in home openers.
- » With more than one week of preparation for an opponent (any game with at least 8+ days of preparation), Norvell is 30-13.
- » Since 2015, Florida State has now won nine games against the SEC and since 2016, Norvell has won six games against the league. Both are the 2nd-most among non-SEC opponents in that span.
- » For Alabama, the Crimson Tide's 23-season streak winning its season opener ended. Beginning in 2002, it was the 2nd-longest active streak in the nation.
- » Florida State has accounted for both of Alabama's regular season non-conference losses away from Tuscaloosa since 2004 - the 2025 win and a 21-14 win in Jacksonville in 2007. This year's loss was also Alabama's first in the regular season against an ACC team since FSU's 2007 win, snapping a nine-game win streak.
- » Since 2023, Florida State has won two games against top-10 SEC teams: 2023 vs. No. 5 LSU and 2025 vs. No. 8 Alabama. Only Georgia (3) and Texas A&M (2) have more than one in that span.
- » FSU's 10 wins at home against top-10 opponents since 2000 are the most in the ACC.
- » Alabama's 14-point loss was its largest in a season opener since 1970 and the Crimson Tide's largest in any regular season non-conference game since 2000. Alabama was 11-0 all-time in August before the game.
- » FSU led 17-7 at halftime, Alabama's largest halftime deficit since trailing No. 17 Tennessee 20-7 in 2023. Alabama came back to win that game, 34-20.
- » With wins over Alabama, ETAMU and Kent State, FSU is now 29-1 under Norvell when scoring at least 30 points and 20-2 when allowing fewer than 20 points.

NOLES ROLL KENT STATE, IMPROVE TO 3-0

- » Florida State beat Kent State, 66-10, setting multiple school rushing records.
- » FSU ran for 498 yards, breaking the previous school record of 479 set in 1981 vs. Western Carolina.
- » FSU outrushed the Golden Flashes, 498-43, the largest rushing margin in program history. The previous record of 444 was also set against WCU in 1981.
- » Five Noles combined to score eight rushing touchdowns - **Gavin Sawchuk**, **Tommy Castellanos** and **Samuel Singleton Jr.** each had two, while **Kam Davis** and **Micahi Danzy** had one each.
- » Sawchuk ranks 6th nationally with six total touchdowns in 2025. Castellanos scored multiple touchdowns for the fourth time in his career, while Singleton had multiple TDs for the first time. Davis's touchdown was the first of his career.
- » Danzy accounted for 176 yards on just three touches against Kent State - a 64-yard touchdown run (his third in three games) and receptions of 65 and 47 yards. For the season, Danzy has five rushes for 173 yards and four catches for 126 yards. He is averaging 33.2 yards per touch.
- » Danzy is the first player in FSU history with a 60-yard catch and 60-yard run in the same game.

700+ Yards, FSU History

Yr	Opp	Rush	Pass	Total
1992	Maryland	424	462	886
1995	Duke	351	446	797
2025	Kent State	498	277	775
2000	Clemson	250	521	771
1995	Wake Forest	410	348	758
1995	NC State	279	466	745
1994	Maryland	279	452	732
2025	E. Texas A&M	361	368	729
1982	East Carolina	250	456	706

Most Rushing Yards, FSU History

Yr	Opp	Rush Yds	Result
2025	Kent State	498	W, 66-10
1981	W. Carolina	479	W, 56-31
2016	South Fla.	478	W, 55-35

FSU vs. SEC in Season Opener

2025	#8 Alabama	W, 31-17
2023	vs. #5 LSU	W, 45-24
2017	vs. #1 Alabama	L, 7-24
2016	vs. #11 Ole Miss	W, 45-34
1998	vs. #15 Texas A&M	W, 23-14
1980	at LSU	W, 16-0
1954	Georgia	L, 0-14

FSU W vs. SEC since 2015

2025	#8 Alabama	W, 31-17
2023	at Florida	W, 24-15
2023	vs. #5 LSU	W, 45-24
2022	Florida	W, 45-38
2022	vs. LSU	W, 24-23
2017	at Florida	W, 38-22
2016	Florida	W, 31-13
2015	at Florida	W, 27-2

School Records Set or Tied vs. Kent State

498 rushing yards
8 rushing touchdowns
6 rushing touchdowns in a half
27 rushing first downs
0 punts - tied



HONORS

LS MASON ARNOLD

Mannely Award Watch List • Preseason Fourth-Team All-ACC (Phil Steele)

WR JAYVAN BOGGS

On3 Preseason True Freshman All-America Team

DB SHYHEIM BROWN

Senior Bowl Top 300 • Preseason Third-Team All-ACC (Athlon)

QB TOMMY CASTELLANOS

Davey O'Brien National Quarterback of the Week (vs. Alabama) • Davey O'Brien Great 8 (vs. Alabama) • Manning Award Star of the Week (vs. Alabama) • Unitas Golden Arm Award Watch List • Maxwell Award Watch List

WR MICAH DANZY

ACC Rookie of the Week (vs. Kent State)

LB ELIJAH HERRING

Preseason Fourth-Team All-ACC (Athlon)

DL DARRELL JACKSON JR.

Senior Bowl Top 300 • Bednarik Award Watch List • Preseason All-ACC • Preseason First-Team All-ACC (Athlon) • Preseason Second-Team All-ACC (Phil Steele)

RB OUSMANE KROMAH

Shaun Alexander Freshman of the Year Watch List

OL RICHIE LEONARD IV

Allstate AFCA Good Works Team • Wuerffel Trophy Semifinalist

RB JAYLIN LUCAS

Comeback Player of the Year Watch List • Preseason Third-Team All-ACC (Athlon)

OL ADRIAN MEDLEY

ACC Offensive Lineman of the Week (vs. East Texas A&M)

HC MIKE NORVELL

Dodd Trophy Coach of the Week (vs. Alabama) • Bear Bryant Award Coach of the Week (vs. Alabama)

RB ZAY PARKS

Military Bowl STEM Scholar-Athlete

OL LUKE PETITBON

Outland Trophy National Player of the Week (vs. Alabama) • ACC Offensive Lineman of the Week (vs. Alabama) • On3 All-Transfer Portal Team • Rimington Trophy Watch List • NFF Campbell Trophy nominee • Preseason Second-Team All-ACC (Athlon)

OL MICAH PETTUS

Senior Bowl Top 300 • Preseason Third-Team All-ACC (Athlon) • Preseason Fourth-Team All-ACC (Phil Steele)

TE RANDY PITTMAN JR.

Mackey Award Watch List

WR DUCE ROBINSON

ACC Receiver of the Week (vs. East Texas A&M) • Preseason Second-Team All-ACC (Athlon, Phil Steele)

RB GAVIN SAWCHUK

Doak Walker Award Watch List

KR SAMUEL SINGLETON JR.

Preseason Second-Team All-ACC (Phil Steele) • Preseason Third-Team All-ACC (Athlon)

TE LANDEN THOMAS

Mackey Award Watch List

WR SQUIRREL WHITE

Senior Bowl Top 300

- » FSU's 775 yards of offense against Kent State were the 3rd-most in school history. FSU has surpassed 700 yards of offense just nine times in 906 all-time games, including each of the past two games against Kent State and East Texas A&M.
- » The last teams nationally with back-to-back 700-yard games were Baylor and TCU in September 2015.
- » Sawchuk's second touchdown of the game gave FSU a 35-7 lead at the end of the first quarter, matching the program record for points in a period.
- » FSU ran for 285 yards and threw for 239 yards in the first half. The Noles are the only team in the country with more than 500 yards in a half this season, and the only team to top 300 yards in a quarter (356, 1st).
- » FSU did not punt for the second consecutive game. It is just the sixth time since 1950 - and the first back-to-back games - that FSU did not punt.
- » FSU has scored in 14 consecutive quarters dating back to 2024, the Noles longest streak since a 19-quarter stretch from 2022-23
- » FSU is now 12-0 all-time against teams from Ohio, 8-0 vs. current MAC schools and 11-2-1 when ranked No. 7 in the AP poll.

FSU SETS MULTIPLE SCHOOL RECORDS VS. EAST TEXAS A&M

- » Florida State improved to 2-0 with a 77-3 win over East Texas A&M on Sept. 6. Among FSU's many achievements in the game:
 - Florida State's 77 points tied for the 2nd-most in school history, while the 74-point margin of victory matched a 74-0 win in 1949 for the largest in program history
 - 10.27 yards per play set a school record
 - 18.40 yards per pass attempt shattered the previous school record of 14.96 set in 1971 (min. 20 passes)
 - FSU scored touchdowns on its first 10 drives of the game and 11 of 12 overall
 - FSU scored seven touchdowns of 35+ yards, six touchdowns of 40+ yards and four touchdowns over 50 yards, all setting or tying school records and the most in a game nationally this season
 - FSU played 90 players, the 2nd-most in school history (102 vs. Southern Miss in 2023). FSU played 17 true freshmen
 - Third time in program history FSU ran for 350 yards (361) and passed for 350 yards (368) in a game. The last team nationally with 350/350 was Kent State in 2020
 - The last teams nationally with five rushing and five passing touchdowns in a game were LSU and Toledo on Sept. 9, 2023
 - 10th time overall and first since 1997 that FSU had three players throw a TD in a game
 - **Duce Robinson** caught four passes for 160 yards and two touchdowns in the first quarter, the most in a quarter at FSU since 1968 and 2nd-most in a quarter in program history
 - Robinson's 173 yards in the first half were the most in a half at FSU this century
 - **Amaree Williams** caught a touchdown and assisted on a sack, the first player in FSU with a receiving TD and a sack in the same game
 - The last player nationally with a receiving TD and sack was Sione Vaki of Utah in 2023
 - **Gavin Sawchuk** became the first FSU player with two rush TD and a receiving TD in a game since Cam Akers in 2019
 - The last team nationally to attempt 20 passes, complete 80 percent and average 23.0 yards per completion was UCLA in 2005

School Records Set or Tied vs. ETAMU

10.27 yards per play
18.40 yards per pass (min. 20)
7 TD of 35+ yards
6 TD of 40+ yards
10 consecutive TD drives
74-point margin of victory - tied
4 TD of 50+ yards - tied
11 TD & 11 PAT - tied
0 punts - tied

CASTELLANOS REUNITES WITH MALZAHN TO LEAD FSU OFFENSE

- » Florida State's offense is led by dynamic quarterback **Tommy Castellanos**. Castellanos is one of seven active players nationally with 4,000 passing yards and 1,500 rushing yards in his career. He enters the Virginia game with 4,283 pass yards and 1,566 rush yards.
- » In his first game as a Seminole, Castellanos was 9-for-14 for 152 yards and no turnovers against Alabama, connecting on passes of 64 and 40 yards in FSU's win.
- » Castellanos added a game-high 78 rushing yards and one touchdown. Castellanos' seven games since 2023 with at least 75 rushing yards and one rushing touchdown are the 2nd-most for an ACC quarterback in that span. Three of those have come against ranked opponents, the most in the ACC.
- » Castellanos has three rushing touchdowns in 2025 - a 9-yard run vs. Alabama that tied the game in the first quarter and two first-quarter runs vs. Kent State. Castellanos has 18 career rushing touchdowns.
- » He began his FSU debut 7-for-7, with a 40-yard completion to **Squirrel White** on 3rd-and-11 before his touchdown run.
- » Against East Texas A&M, Castellanos was 8-for-11 for 237 yards and three touchdowns. He connected with **Duce Robinson** on touchdown passes of 82 and 42 yards and with **Gavin Sawchuk** for a 53-yard touchdown.
- » Castellanos led FSU to touchdown drives on all six possessions against the Lions before being replaced late in the second quarter.
- » Castellanos' 82-yard touchdown pass was a career-long completion and the longest for a Seminole since the 2019 Sun Bowl (91 yards, James Blackman to Tamorrior Terry).

2,000 Passing Yards, 1,000 Rushing Yards, ACC QBs Since 2000

Yr	Player	Team	Pass	Rush
2023	Tommy Castellanos	BC	2,248	1,113
2021	Malik Cunningham	LOU	2,941	1,031
2017	Lamar Jackson	LOU	3,660	1,601
2016	Lamar Jackson	LOU	3,543	1,571
2015	Deshawn Watson	CLEM	4,104	1,105
2001	Woody Dantzler	CLEM	2,360	1,004



HONORS

DL JAMES WILLIAMS

Preseason Second-Team All-ACC (Athlon)

RB ROYDELL WILLIAMS

Senior Bowl Top 300

DB JERRY WILSON

On3 All-Transfer Portal Team • Preseason Second-Team All-ACC (Athlon) • Preseason Third-Team All-ACC (Phil Steele)

TEAM

Pop-Tarts Crazy Good Team of the Week (vs. Alabama)

NOTING THE NOLES

	2025	under Norvell
...in August	1-0	2-1
...in September	2-0	10-9
...in October	0-0	10-9
...in November	0-0	11-7
...in December	0-0	3-1
...ACC regular season home games	0-0	11-9
...ACC regular season road games	0-0	9-10
...ACC regular season neutral games	0-0	0-1
...ACC Championship	0-0	1-0
...non-con home games	3-0	11-4
...non-con road games	0-0	1-2
...non-con neutral games	0-0	3-1
...opponent ranked (AP) home games	1-0	3-4
...opponent ranked (AP) road games	0-0	0-5
...opponent ranked (AP) neutral games	0-0	2-1
...games decided by 1-8 pts	0-0	12-10
...games decided by 9-20 pts	1-0	7-8
...games decided by 21+ pts	2-0	17-9
...when scoring 0-9 pts	0-0	0-2
...when scoring 10-19 pts	0-0	2-16
...when scoring 20-29 pts	0-0	5-8
...when scoring 30+ pts	3-0	29-1
...when allowing 0-9 pts	1-0	10-0
...when allowing 10-19 pts	2-0	10-2
...when allowing 20-29 pts	0-0	11-8
...when allowing 30+ pts	0-0	5-17
...day games (before 6pm)	3-0	21-13
...night games (after 6pm)	0-0	15-14
...in overtime	0-0	1-1
...scoring first	2-0	24-8
...opponent scores first	1-0	12-19
...leading after 1st Q	2-0	20-7
...trailing after 1st Q	0-0	9-14
...tied after 1st Q	1-0	7-6
...leading at halftime	3-0	27-4
...trailing at halftime	0-0	8-21
...tied at halftime	0-0	1-2
...leading after 3rd Q	3-0	31-4
...trailing after 3rd Q	0-0	3-22
...tied after 3rd Q	0-0	2-1
...with 100-yd rusher	0-0	13-5
...with 100-yd receiver	2-0	11-2
...with 300-yd passer	0-0	6-0

- » Against Kent State, Castellanos completed 10-of-13 passes for 205 yards and added 54 rushing yards and two touchdowns. Castellanos led Florida State to 12 consecutive touchdown drives (not including end-of-game kneels) between the Alabama, ETAMU and Kent State games.
- » Castellanos has scored multiple rushing touchdowns four times in his career.
- » Castellanos previously played for current Florida State offensive coordinator **Gus Malzahn** in 2022 at UCF, when Malzahn was the Knights' head coach.
- » FSU had three players throw a touchdown against ETAMU and four players complete a pass. Freshman **Kevin Sperry** was 4-for-5 for 61 yards and two touchdowns, both to fellow true freshmen - **Jayvan Boggs** and **Ousmane Kromah**. **Brock Glenn** was 3-for-3 for 56 yards and a 35-yard touchdown. **Michael Grant** was 1-for-1 for 14 yards. The last time FSU had three players with a touchdown pass in a game was 1997.
- » Glenn added a two-yard touchdown to **Landen Thomas** against Kent State. Transfer QB **Jaylen King** made his FSU debut about the Golden Flashes, rushing twice for six yards.
- » Sperry and Grant each made their collegiate debut against East Texas A&M.
- » As a team, FSU leads the country with a 222.50 pass efficiency.

NOLES THRIVING IN GROUND GAME

- » Florida State set school records with 498 rushing yards, eight rushing touchdowns and 27 rushing first downs in the 66-10 win over Kent State.
- » FSU ranks 2nd nationally with 38 runs of 10 or more yards. FSU already has 11 players with a double-digit run in 2025.
- » FSU has three straight games rushing for at least 230 yards and four touchdowns, tying a school record. FSU reached those numbers in the first half against Kent State, rushing for 285 yards and five scores.
- » Florida State ran for 230 yards and four touchdowns against No. 8 Alabama, FSU's most rushing yards against a ranked opponent since running for 264 against No. 9 Notre Dame in 2021.
- » The last time FSU had at least 230 rushing yards and four rushing touchdowns against a ranked opponent was 2012 vs. No. 10 Clemson.
- » FSU's four touchdown runs were the most allowed by Alabama in a loss against an unranked team since 1998.
- » The last time any team had four different players score a rushing touchdown while having 230+ rush yards in a win over a top-10 team was the 2015 Camping World Bowl when Baylor beat North Carolina.
- » **Gavin Sawchuk** made his Florida State debut with six carries for 28 yards, including a 14-yard touchdown that provided the final margin in FSU's 31-17 win vs. Alabama.
- » Sawchuk tied a career-high with three touchdowns against ETAMU - two one-yard runs and a 53-yard reception, the longest of his career. The last Seminole with two rushing TDs and one receiving TD in a game was Cam Akers in 2019.
- » Sawchuk scored two touchdowns and had a team-high 97 yards against Kent State. His first carry went 40 yards, his longest as a Seminole. Sawchuk's six total touchdowns are the most in the ACC.
- » **Samuel Singleton Jr.** scored two touchdowns vs. Kent State and has three over the past two games. Singleton's 86 yards and 10 rushes vs. Kent State were career highs.
- » Singleton and **Zay Parks** combined for 143 yards and scored their first career rushing touchdowns vs. ETAMU.
- » Singleton's touchdown vs. ETAMU came on a 53-yard run that capped a 4-play, 98-yard drive. Singleton's first career points came on a kickoff return at Duke in 2024.
- » **Caziah Holmes** scored on a 4-yard run against Alabama after a 64-yard catch from **Jaylin Lucas**, the longest of Lucas' career. Lucas led FSU with 66 receiving yards and added 22 rushing yards on six carries after missing the final 10 games of the 2024 season due to injury.
- » Lucas rushed twice for 44 yards vs. Kent State, including a 26-yarder, his longest since his freshman season at Indiana in 2022.
- » Freshman **Ousmane Kromah** rushed seven times for 31 yards in his collegiate debut. Kromah was a consensus four-star running back out of Lee County in Leesburg, Georgia.
- » Against ETAMU, Kromah scored his first points on a 43-yard pass from **Kevin Sperry**. Against Kent State, Kromah had a career-high 43 rushing yards.
- » Sophomore running back **Kam Davis** scored his first career points on a one-yard touchdown run against Kent State. Davis's 24-yard run to set up the touchdown was a career long.

Players w/ 10-Yd Runs in 2025

Player	Long
Micahi Danzy	64 vs. Kent State
Sam Singleton Jr.	53 vs. ETAMU
Gavin Sawchuk	40 vs. Kent State
Jaylin Lucas	26 vs. Kent State
Kam Davis	24 vs. Kent State
Zay Parks	22 vs. Kent State
Ousmane Kromah	20 vs. ETAMU
Kevin Sperry	18 vs. ETAMU
Tommy Castellanos	17 vs. Kent State
Jeremiah Johnson	16 vs. Kent State
Brock Glenn	10 vs. ETAMU

230 Rush Yards, 4 Rush TD vs. Ranked Opponent Since 2000

2025 vs. #8 Alabama	230 yards, 4 TD
2012 vs. #10 Clemson	287 yards, 5 TD
2010 at #13 Miami	298 yards, 4 TD
2009 at #7 BYU	313 yards, 4 TD
2000 vs. #10 Clemson	250 yards, 4 TD
2000 at #21 NC State	324 yards, 5 TD



RECORDING FSU

100-YD RUSHING GAMES

Gavin Sawchuk (6)	West Virginia, 2023	135
	vs. Arizona (Alamo), 2023	134
	TCU, 2023	130
	at Oklahoma State, 2023	111
	at BYU, 2023	107
	vs. Florida State (Cheez-It), 2022	100

Tommy Castellanos (4)	vs. SMU (Fenway), 2023	156
	at Army, 2023	142
	Miami, 2023	130
	at Georgia Tech, 2023	128
Roydell Williams (2)	at South Florida, 2023	129
	vs. Southern Miss, 2021	110
Jaylin Lucas (1)	Purdue, 2022	100

100-YD RECEIVING GAMES

Squirrel White (5)	UT-Martin, 2022	122
	at Alabama, 2023	111
	Vanderbilt, 2023	110
	Clemson (Orange), 2022	108
	South Carolina, 2023	104
Duce Robinson (1)	East Texas A&M	173
Micahi Danzy (1)	Kent State	112

250-YD PASSING GAMES

Tommy Castellanos (4)	Florida State, 2023	305
	at Louisville, 2023	265
	at Georgia Tech, 2023	255
	at Virginia, 2024	254
Jaylen King (1)	Samford, 2024	268

10-TACKLE GAMES

Shyheim Brown (2)	Georgia Tech, 2024	13
	California, 2024	11
Elijah Herring (2)	West Virginia, 2024	10
	Middle Tennessee State, 2024	10
Stefon Thompson (1)	Pitt, 2021	10
Deante McCray (1)	at Troy, 2023	10
Jerry Wilson (1)	Purdue, 2023	10

MULTI-TOUCHDOWN GAMES

Tommy Castellanos (4)	at Army, 2023	4 rush
	Kent State, 2025	2 rush
	at Georgia Tech, 2023	2 rush
	vs. SMU (Fenway), 2023	2 rush
Gavin Sawchuk (3)	East Texas A&M, 2025	2 rush, 1 rec
	TCU, 2024	3 rush
	Kent State, 2025	2 rush
Jaylen King (3)	at Bryant, 2023	2 rush
	at Elon, 2024	2 rush
	at Wofford, 2024	2 rush
Caziah Holmes (2)	Charl. Southern, 2024	2 rush
	North Alabama, 2023	2 (1 rush, 1 rec)
Jaylin Lucas (1)	Indiana State, 2023	2 rush
Randy Pittman Jr. (1)	Arizona, 2024	2 rec
Duce Robinson (1)	East Texas A&M, 2025	2 rec
Sam Singleton (1)	Kent State, 2025	2 rush

NOLES EARN BACK-TO-BACK OL OF THE WEEK HONORS

- » After first-year offensive line coach **Herb Hand**'s first three games at Florida State, the Seminoles lead the country in total offense and are 2nd in rushing offense.
- » Florida State has earned back-to-back ACC Offensive Lineman of the Week honors. The last time FSU won consecutive OL of the Week awards was in 2022.
- » **C Luke Petitbon** was the ACC and National Offensive Lineman of the Week for his performance against No. 8 Alabama. Petitbon and the Seminoles did not allow a sack against the Crimson Tide while rushing for 230 yards and four touchdowns.
- » **RG Adrian Medley** led the FSU offensive line against East Texas A&M as the Noles ran for 361 yards, passed for 368 yards and scored touchdowns on its first 10 drives of the game.
- » Against Kent State, Florida State set school records with 498 rushing yards, eight rushing touchdowns and 27 rushing first downs. The Noles rolled up 775 total yards, the 3rd-most in program history and the most nationally since 2020.
- » Petitbon, Medley, **LT Gunnar Hansen**, **LG Richie Leonard IV** and **RT Micah Pettus** took all 65 offensive snaps against the Crimson Tide.
- » Hansen, Petitbon, Medley and Pettus were offseason transfers. The group allowed just 3.0 tackles for loss and no sacks against Alabama.
- » The last time Alabama had zero sacks in a game was the 40-35 loss in 2024 against Vanderbilt. Hansen was the Commodores' left tackle in that game, earning national Offensive Lineman of the Week honors.
- » The last time FSU did not allow a sack was in 2023 at Boston College.
- » As a team, Florida State's offensive line has earned 165 career starts, the 6th-most in the nation.
- » Leonard was named to the Allstate AFCA Good Works Team on Sept. 16. Recognizing the players contributing off the field, Leonard is now a semifinalist for the Wuerffel Trophy and is the 9th Good Works Team member in FSU history. Fans can vote daily for Leonard to be the Wuerffel Trophy recipient and Good Works Team captain at ESPN.com/Allstate.

Snaps, 2025

Luke Petitbon	151	Lucas Simmons	66
Gunnar Hansen	151	André Otto	56
Adrian Medley	151	Jacob Rzy	53
Richie Leonard IV	151	Chavez Thompson	53
Micah Pettus	136	Jayden Todd	41
Jonathan Daniels	66	Josh Raymond	11

FSU on Good Works Team

2025	Richie Leonard IV	2010	Christian Ponder
2022	Dillan Gibbons	1996	Sam Cowart
2021	Camren McDonald	1995	Wayne Messam
2017	Mavin Saunders	1992	Corey Fuller
2016	Alec Eberle		

ROBINSON NAMED ACC RECEIVER OF THE WEEK

- » **Duce Robinson** had a career day against East Texas A&M en route to being named the ACC Receiver of the Week. Robinson caught five passes for 173 yards and two touchdowns, from 82 and 42 yards. Robinson did not play in the second half.
- » Robinson's 160 yards in the first quarter are tied for 2nd in program history in a quarter and the most since 1968. His 173 yards in the first half were the most in a half for a Seminole this century and 4th all-time.
- » Robinson's 82-yard touchdown from **Tommy Castellanos** was the longest catch for a Seminole since the 2019 Sun Bowl. Robinson's yards, receptions, touchdowns and 82-yard catch were all career-highs.
- » Robinson was FSU's first ACC Receiver of the Week since 2023. His 173 yards are the most in the ACC this season and the most for a Seminole since Johnny Wilson's 202 vs. Oklahoma in the 2022 Cheez-It Bowl.
- » **Micahi Danzy** is averaging 33.2 yards per touch this season. The ACC 400-meter record holder (44.38) has five rushes for 173 yards and four catches for 126 yards.
- » Danzy has a rushing touchdown in all three games of 2025: a 32-yard run vs. No. 8 Alabama, a 53-yard score vs. ETAMU and a career-long 64-yard run vs. Kent State. Against the Golden Flashes, Danzy also caught passes of 47 and 65 yards, the longest receptions of his career.
- » Danzy is the first player in Florida State history with a 60-yard reception and a 60-yard rush in the same game. His 64-yard run was the longest for FSU since Lawrance Toafili's 73-yard scamper vs. Louisville in the 2023 ACC Championship Game.
- » Florida State is the first P4 team to have different players record at least 170 all-purpose yards in a half in consecutive games since 2021.
- » Robinson's 160 receiving yards in the first quarter vs. ETAMU are the most in a quarter nationally in 2025. Danzy's 112 yards in the first quarter vs. Kent State are eighth.
- » Danzy's 112 receiving yards were a career-high and his first 100-yard receiving game. He was named the ACC Rookie of the Week for his game against Kent State, FSU's first Rookie of the Week since 2021.
- » Four-star recruit **Jayvan Boggs** has started FSU's first three games, becoming the first FSU true freshman wide receiver to start a season opener since 1992. Against ETAMU, he caught a 3-yard touchdown from **Kevin Sperry** for his first career catch.
- » Boggs made three catches for 30 yards against Kent State, with a 12-yard long. All three are career bests.
- » **Lawayne McCoy** returned from injury and caught two passes for 30 yards vs. Kent State. **Elijah Moore's** 18-yard reception against KSU was a career long.

Most Rec. Yards in Qtr/Half, FSU History

Year	Player	Opp	Rec Yds in Qtr
1967	Ron Sellers	Virginia Tech	165 (3rd)
2025	Duce Robinson	E. Texas A&M	160 (1st)
1968	Ron Sellers	Maryland	160 (2nd)

Year	Player	Opp	Rec Yds in Half
1994	Kez McCorvey	Duke	195 (1st)
1997	Peter Warrick	Clemson	187 (2nd)
1967	Ron Sellers	Virginia Tech	180 (2nd)
2025	Duce Robinson	E. Texas A&M	173 (1st)



NATIONAL TEAM STATS

(xx) is teams ranked in category

Category	NCAA	ACC	Value
3rd Down Conversion Pct (134)	2	1	.667
3rd Down Conversion Pct Defense (134)	25	4	.279
4th Down Conversion Pct (133)	16	1	.833
4th Down Conversion Pct Defense (130)	37	6	.375
Blocked Kicks Allowed (134)	1	1	0
Blocked Punts Allowed (134)	1	1	0
Completion Percentage (134)	22	5	.707
Fewest Penalties (134)	8	1	12
Fewest Penalties Per Game (134)	13	1	4.0
Fewest Penalty Yards (134)	20	2	134
Fewest Penalty Yards Per Game (134)	35	4	44.67
First Downs Defense (134)	7	1	39
First Downs Offense (134)	42	8	86
Fumbles Lost (129)	67	5	2
Kickoff Return Defense (134)	1	1	0.0
Kickoff Returns (132)	93	14	18.33
Net Punting (134)	118	16	35.0
Passes Had Intercepted (134)	13	1	1
Passes Intercepted (106)	43	3	3
Passing Offense (134)	37	9	265.7
Passing Yards Allowed (134)	28	3	169.7
Passing Yards per Completion (134)	2	1	19.44
Punt Return Defense (134)	8	3	0.0
Punt Returns (134)	94	14	5.5
Red Zone Defense (110)	54	6	.800
Red Zone Offense (134)	34	2	.938
Rushing Defense (134)	16	2	78.3
Rushing Offense (134)	2	1	363.0
Sacks Allowed (134)	12	2	0.67
Scoring Defense (134)	12	1	10.0
Scoring Offense (134)	1	1	58.0
Tackles for Loss Allowed (134)	19	4	3.67
Team Passing Efficiency (134)	1	1	222.5
Team Passing Efficiency Defense (134)	26	3	108.02
Team Sacks (134)	33	4	2.67
Team Tackles for Loss (134)	23	4	7.3
Time of Possession (134)	30	4	32:17
Total Defense (134)	21	3	248.0
Total Offense (134)	1	1	628.7
Turnover Margin (134)	61	4	0
Turnovers Gained (127)	90	12	3
Turnovers Lost (134)	32	2	3
Winning Percentage (130)	1	1	1.000

NATIONAL INDIVIDUAL STATS

Individual Top 50

Player	Category	NCAA/Conf	Value
E. Little Jr.	Interceptions/Gm.	47/5	0.33
	Total Interceptions	47/5	1
D. Lyons	Forced Fumbles	21/3	0.33
D. Robinson	Yards/Rec.	9/1	24.88
G. Sawchuk	Scoring	6/1	12.0
	Total Touchdowns	6/1	6
	Rushing TDs	14/2	5
	Total Points Scored	22/3	36
J. Weinberg	Scoring	34/7	9.3
J. Wilson	Interceptions/Gm.	8/2	0.67
	Total Interceptions	8/2	2

- » Dual-threat tight end/defensive lineman **Amaree Williams** earned his first career start and caught a 35-yard touchdown from **Brock Glenn** against ETAMU, the longest reception of his career and his third touchdown on six career receptions. He split a sack in the second half against the Lions to become the first player in FSU history - and the first player nationally since 2023 - with at least 0.5 sack and a receiving touchdown in the same game.
- » Tight end **Randy Pittman Jr.** transferred to FSU from UCF, where he previously played under new FSU offensive coordinator **Gus Malzahn**. Pittman caught two passes for 18 yards against Alabama.

STAUNCH DEFENSE TO START THE YEAR

- » Florida State's defense is allowing just 10.0 points per game this season, best in the ACC.
- » Defensive coordinator **Tony White** spent the 2023-24 seasons at Nebraska and has held 18 opponents to 20 or fewer points over his last 27 games.
- » White's defenses have now gone 10 consecutive home games without allowing a rushing touchdown. Last season at Nebraska, the Cornhuskers became the first team nationally since 2021 to not allow a rushing touchdown at home. It was the first time Nebraska had accomplished the feat since 1939.
- » Florida State held No. 8 Alabama to just 87 rushing yards and no rushing touchdowns, Alabama's fewest rushing yards in a season opener since 1975.
- » Alabama gained 55 rushing yards on its opening drive but tallied just 32 rushing yards on 17 carries (1.88 ypc) the rest of the game.
- » The Seminoles had two interceptions against East Texas A&M, FSU's first game with multiple interceptions since 2022.
- » Florida State's defense has 8.0 sacks and 22.0 tackles for loss through three games. The Seminoles' 14 consecutive games with at least 5.0 TFL is FSU's longest streak since a school-record 42-game stretch from Nov. 8, 2003 to Nov. 25, 2006.
- » FSU held Kent State to 43 rushing yards, the fewest by an FSU defense since Nov. 13, 2021, when the Seminoles held Miami to 43 rushing yards.

JACKSON LEADS DEFENSIVE LINE

- » **Darrell Jackson Jr.** has made 16 consecutive starts and 29 career starts, both the most among FSU's defense. Jackson had four tackles vs. Kent State, 1.0 sack against ETAMU and is up to 92 tackles in his career.
- » True freshman **Mandrell Desir** has seven tackles, including four in his FSU debut against No. 8 Alabama. Desir's four tackles were the most for an FSU true freshman defensive lineman in a season opener since College Football Hall of Famer Ron Simmons had 10 against Southern Miss in 1977. The last true freshman defensive lineman with four tackles in any regular season game was Derrick Nnadi against Wake Forest in 2014.
- » Redshirt junior **Daniel Lyons** has started three games in 2025. He had two tackles against Alabama, including a 15-yard sack, and forced one fumble. He had two of FSU's five quarterback hurries.
- » Transfer defensive linemen **Deante McCray** (from Western Kentucky) and **Deamontae Diggs** (Coastal Carolina) each had TFLs against Alabama. Diggs had a 6-yard sack, while McCray added a 2-yard TFL.
- » **James Williams** made his first career start and had one tackle and two QB hurries vs. the Crimson Tide.
- » JuCo transfer **Tyeland Coleman** saw his first Seminole action against ETAMU, finishing with two tackles and 1.0 sack. Tight end/defensive lineman **Amaree Williams** split a sack and caught a touchdown against the Lions, the first player in FSU history with a sack and TD reception in the same game.

LITTLE SHINES IN NEW ROVER POSITION

- » **Earl Little Jr.** earned his first career start against No. 8 Alabama and led the game with a career-high nine tackles. Little added a two-yard tackle for loss.
- » Entering the contest against his former team, Little had tallied 17 tackles in 23 career games. Little leads FSU with 15 tackles in 2025.
- » Against ETAMU, Little and Houston transfer **Jerry Wilson** - who previously played for defensive coordinator **Tony White** at Syracuse - had interceptions, FSU's first multi-interception game since 2022.
- » Little's interception was the first of his career and returned 48 yards; he added his first career pass breakup against the Lions.
- » Wilson added an interception vs. Kent State and has seven career interceptions. All three of FSU's takeaways in 2025 have resulted in points.
- » Wilson is the first Seminole with interceptions in consecutive games since Jarrian Jones had picks vs. Miami and North Alabama in 2023.
- » Redshirt sophomore **Ja'Bril Rawls** made his first career start against Alabama and recorded six tackles and one pass breakup, the second of his career.
- » Of FSU's five starting defensive backs against Alabama, only Wilson had previous starting experience. Little, Rawls, **Ashlynd Barker** and **Edwin Joseph** all made their first career starts against the Crimson Tide.
- » Barker had three tackles and two pass breakups against Alabama, the first PBUs of his career. He had a team-high four tackles against ETAMU.



AP TOP 25

Team	Previous	Points
1. Ohio State (61)	1	1629
2. Miami (7)	4	1479
3. Penn State (5)	2	1460
4. LSU	3	1433
5. Georgia	5	1420
6. Oregon (1)	6	1404
7. Oklahoma (1)	11	1194
8. Florida State	7	1183
9. Texas A&M	10	1072
10. Texas	8	1057
11. Indiana	19	990
12. Texas Tech	17	890
13. Ole Miss	13	843
14. Iowa State	12	779
15. Tennessee	15	635
16. Georgia Tech	18	598
17. Alabama	14	595
18. Vanderbilt	20	546
19. Michigan	21	458
20. Missouri	23	452
21. USC	25	264
22. Notre Dame	24	219
23. Illinois	9	145
24. TCU	NR	138
25. BYU	NR	131

FSU opponent in 2025

COACHES POLL

Team	Previous	Points
1. Ohio State (61)	1	1667
2. Penn State (3)	2	1552
3. Georgia (1)	3	1497
4. LSU	4	1458
5. Oregon (1)	5	1442
6. Miami (1)	6	1399
7. Texas	7	1209
8. Florida State	9	1100
9. Texas A&M	10	1043
10. Oklahoma	12	1024
11. Ole Miss	11	996
12. Indiana	17	915
13. Iowa State	13	870
14. Texas Tech	16	807
15. Tennessee	15	715
16. Alabama	14	649
17. Georgia Tech	19	558
18. Michigan	20	469
19. Missouri	22	433
20. Vanderbilt	23	417
21. Notre Dame	21	261
22. USC	NR	249
23. Illinois	8	214
24. BYU	NR	185
25. TCU	NR	112

FSU opponent in 2025

FSU POLL TRACKER (AP)

PS	2	3	4	5	6	7	8	9	10	11	12	13
-	14	10	7	8	-	-	-	-	-	-	-	-

SPECIAL TEAMS

- » Florida State kickers have remained perfect in 2025 - 24-of-24 on point-after tries, 2-for-2 on field goals and all 28 kickoffs have resulted in touchbacks.
- » Florida State tied a school record with 11 made PATs against East Texas A&M. Redshirt freshman kicker **Jake Weinberg** was 10-for-10 and remains perfect kicking in his career - 23-for-23 PAT and 3-for-3 field goals. Weinberg was 4-for-4 on PATs and connected on a 45-yard field goal in the season opener against No. 8 Alabama. He added a 25-yard field goal and eight PATs vs. Kent State.
- » Weinberg also serves as FSU's kickoff specialist. All 23 of his career kickoffs have resulted in touchbacks.
- » **Brunno Reus** made his Florida State debut against ETAMU, averaging 68.8 yards on four kickoffs (all touchbacks) and scoring his first point on FSU's final PAT. He added three touchbacks and one PAT vs. Kent State.
- » As a team, FSU has made 138 consecutive point-after tries and its last nine field goals.
- » **Mac Chiumento** made his FSU punting debut against the Crimson Tide, averaging 41.0 yards on three punts. He had previously appeared as FSU's kickoff specialist during the 2022 and 2023 seasons.
- » Florida State has not punted in consecutive games, vs. East Texas A&M and Kent State. It is the first time in school history that FSU has gone consecutive games without a punt and it is just the sixth time since 1950 that FSU did not punt.
- » On 34 drives in 2025, FSU has: 24 touchdowns, 2 field goals, 3 punts, 2 end-of-half situations, 2 turnovers and 1 turnover on downs.
- » Florida State's three punts this season are the 2nd-fewest in the nation.
- » **Mike Norvell**-coached teams have had 14 kickoff return touchdowns.
- » FSU led the nation with four blocked field goals and blocked five total kicks in 2024. FSU's eight blocked field goals since 2020 are the most in the nation.

MALZAHN, WHITE AMONG SIX NEW FLORIDA STATE ASSISTANTS

- » Florida State hired six new assistant coaches in December 2024, including offensive coordinator **Gus Malzahn** from UCF and defensive coordinator **Tony White** from Nebraska.
- » Joining Malzahn from UCF is offensive line coach **Herb Hand** and wide receivers coach **Tim Harris Jr.** Coming from Nebraska with White is defensive line coach **Terrance Knighton** and safeties coach **Evan Cooper**.
- » Malzahn served as UCF's head coach from 2021-24 after an eight-year stint as Auburn's head coach, from 2013-20. Malzahn helped lead the Knights to a top-10 rushing offense and top-20 total offense each of the last three seasons.
- » Malzahn's offenses are averaging 449.8 yards per game in his 19-plus seasons as an offensive coordinator or head coach.
- » White has produced a top-25 defense in four consecutive seasons as defensive coordinator: two years at Syracuse in 2021-22 and both years at Nebraska in 2023-24. White-led defenses have held 28 opponents to 20 or fewer points, including 18 times in his last 27 games.
- » FSU also added transfers from UCF and Nebraska: tight end **Randy Pittman Jr.** and offensive lineman **Adrian Medley** came from UCF, while **James Williams** and **Stefon Thompson** arrived from Nebraska.
- » Quarterback **Tommy Castellanos** played for Malzahn as a true freshman in 2022 before transferring to Boston College; **Jerry Wilson** started his career under White at Syracuse in 2022 before transferring to Houston.
- » Pittman, Medley, Williams, Castellanos and Wilson started in the season opener against Alabama, while Thompson came off the bench and had a 7-yard sack.

BREAK THE ROCK

- » After each FSU win, and during various points of the offseason (end of spring and fall camp, after summer workouts), a player or coach is selected to break a rock with the opponent's logo. The rock is signed by each player and coach. Breaking the rock symbolizes the completion of a team objective.

No Punts for FSU Since 1950

Sept. 20, 2025 vs. Kent State	W, 66-10
Sept. 6, 2025 vs. East Texas A&M	W, 77-3
Oct. 29, 2022 vs. Georgia Tech	W, 41-16
Sept. 4, 2010 vs. Samford	W, 59-6
Nov. 7, 1992 vs. Maryland	W, 69-21
Nov. 5, 1988 at South Carolina	W, 59-0

FSU KO Return TD Under Norvell

95 yds - Samuel Singleton Jr. at Duke	2024
99 yds - Deuce Spann vs. Duke	2023
93 yds - Trey Benson vs. Boston College	2022

2025 Coaching Staff Additions

Offense	
Gus Malzahn	Offensive Coordinator
Tim Harris Jr.	Pass Game Coordinator/WR
Herb Hand	Offensive Line
Cooper Williams	Asst. Offensive Line
Brendan Bogнар	Analyst (Offense)

Defense	
Tony White	Defensive Coordinator
Evan Cooper	Safeties
Terrance Knighton	Defensive Line
Zach Arnett	Senior Analyst (Defense)
Kevin McGarry	Analyst (Defense)
Jaleel McRae	Graduate Assistant (Defense)

Special Teams	
Jonathan Rutledge	Analyst (Sp. Teams)

Break the Rock, 2025

66-10 vs. Kent State	WR Micahi Danzy
77-3 vs. East Texas A&M	Earl Pritchard
31-17 vs. #8 Alabama	QB Tommy Castellanos
End of Fall Camp	QB Tommy Castellanos
End of Summer Workouts	DL Darrell Jackson Jr.



CAREER PARTICIPATION

Player	GP Total/at FSU	GS Total/at FSU
Mason Arnold	28/20	0
Shamar Arnoux	2	0
Ashlynd Barker	28	3
Cai Bates	5	0
Gavin Blackwell	33/2	8/0
Jarvis Boatwright Jr.	2	0
Jayvan Boggs	3	3
Ashton Bracewell	2	0
Shyheim Brown	44	27
Tommy Castellanos	29/3	23/3
Mac Chimento	10	0
Tyeland Coleman	2	0
AJ Cottrell	31	0
Antonio Cromartie Jr.	2	0
Justin Cryer	25	5
Jonathan Daniels	3	0
Micahi Danzy	7	1
Kam Davis	11	0
Darryll Desir	3	0
Mandrell Desir	3	0
Deamontae Diggs	40/3	7/0
Luke Douglas	2	0
Markeston Douglas	47/33	6/1
Grant Fielder	4	0
Jamorie Hagg	3	0
Camdon Frier	2	0
Tae Shaun Gelsey	2	0
BJ Gibson	9	0
Brock Glenn	14	7
Omar Graham Jr.	30	10
Michael Grant	2	0
Gunnar Hansen	38/3	38/3
Elijah Herring	40/3	26/3
Donny Hiebert	29	0
Gav Holman	2	0
Caziah Holmes	40/28	1/1
Jamari Howard	2	0
Manasse Itete	1	0
Darrell Jackson Jr.	41/16	29/16
Jayson Jenkins	23/3	1
Jeremiah Johnson	2	0
Jaden Jones	8	0
Quindarius Jones	25	4
Edwin Joseph	19	2
Jaylen King	20/1	17/0
K.J. Kirkland	20	10
Ricky Knight III	4	0
Ousmane Kromah	3	0
Greyson Labiad	2	0
Caleb LaVallee	15/0	1/0
Tylon Lee	2	0
Richie Leonard IV	38/7	20/6
Charles Lester III	7	0
Earl Little Jr.	26/15	3
Chase Loftin	3	0
Jaylin Lucas	28/5	8/0
Daniel Lyons	33	4
Teriq Mallory	2	0
Lawayne McCoy	11	0
Deante McCray	32/3	19/0
Adrian Medley	29/3	22/3
Elijah Moore	6	0
Peyton Naylor	3	0
Blake Nicholson	28	8
André Otto	16	3
Zay Parks	3	0
Jayden Parrish	2	0
Luke Pettibon	40/3	25/3
Micah Pettus	36/3	32/3
Randy Pittman Jr.	26/1	12/1
Ethan Post	2	0
Ja'Bril Rawls	16	2
Josh Raymond	2	0
Max Redmon	2	0
Brunno Reus	2	0
Jacob Rizy	36/14	25/5
Duce Robinson	26/3	8/3
KJ Sampson	19	0
Gavin Sawchuk	26/3	13/2
Lucas Simmons	15	0
Samuel Singleton Jr.	14	0
Kevin Sperry	2	0
Willy Suarez	4	0
Landen Thomas	15	7
Zae Thomas	2	0
Chavez Thompson	2	0
Stefon Thompson	50/3	23/1
Jayden Todd	3	0
Brandon Torres	1	0
Jake Weinberg	4	0
Christian White	7	0
Squirrel White	40/2	27/2
Amarée Williams	11	2
James Williams	19/3	3
Roydell Williams	50/5	6/4
Jerry Wilson	37/3	16/3

PARTICIPATION NOTES

- » Florida State had 23 players make their Seminole debut against No. 8 Alabama, including 12 starters.
- » An additional 26 players made their FSU debut against East Texas A&M and two players debuted vs. Kent State:

Player	Debut	GP/GS	Player	Debut	GP/GS
0 WR Duce Robinson	vs. ALA	3/3	33 DB Antonio Cromartie Jr.	vs. ETAMU	2/0
1 QB Tommy Castellanos	vs. ALA	3/3	36 LB Jayden Parrish	vs. ETAMU	2/0
4 WR Squirrel White	vs. ALA	2/2	38 P/H Ethan Post	vs. ETAMU	2/0
6 WR Gavin Blackwell	vs. ETAMU	2/0	42 K Brunno Reus	vs. ETAMU	2/0
7 LB Stefon Thompson	vs. ALA	3/1	43 LB Gav Holman	vs. ETAMU	2/0
8 DL Deante McCray	vs. ALA	3/0	45 TE Luke Douglas	vs. ETAMU	2/0
9 QB Kevin Sperry	vs. ETAMU	2/0	51 OL Luke Pettibon	vs. ALA	3/3
10 DL James Williams	vs. ALA	3/3	52 LB Ashton Bracewell	vs. ETAMU	2/0
12 QB Michael Grant	vs. ETAMU	1/0	52 OL Chavez Thompson	vs. ETAMU	2/0
13 DL Deamontae Diggs	vs. ALA	3/0	53 LB Brandon Torres	vs. Kent St.	1/0
13 TE Randy Pittman Jr.	vs. ALA	1/1	55 OL Gunnar Hansen	vs. ALA	3/3
14 QB Jaylen King	vs. Kent St.	1/0	57 OL Micah Pettus	vs. ALA	3/3
15 DB Shamar Arnoux	vs. ETAMU	2/0	70 OL Manasse Itete	vs. ETAMU	1/0
15 WR Jayvan Boggs	vs. ALA	3/3	72 OL Josh Raymond	vs. ETAMU	2/0
16 TE Gavin Markey	vs. ETAMU	1/0	76 OL Adrian Medley	vs. ALA	3/3
18 DB Jamari Howard	vs. ETAMU	2/0	78 OL Jayden Todd	vs. ALA	3/0
19 DB Jerry Wilson	vs. ALA	3/3	82 WR Teriq Mallory	vs. ETAMU	2/0
21 RB Zay Parks	vs. ALA	3/0	83 WR Tae'Shaun Gelsey	vs. ETAMU	2/0
21 DB Max Redmon	vs. ETAMU	2/0	88 WR Camdon Frier	vs. ETAMU	2/0
22 DB Zae Thomas	vs. ETAMU	2/0	89 TE Greyson Labiad	vs. ETAMU	2/0
23 TE Chase Loftin	vs. ALA	3/0	90 DL Darryll Desir	vs. ALA	3/0
27 RB Gavin Sawchuk	vs. ALA	3/2	91 DL Tyeland Coleman	vs. ETAMU	2/0
30 DB Jarvis Boatwright Jr.	vs. ETAMU	2/0	93 DL Mandrell Desir	vs. ALA	3/0
30 RB Jeremiah Johnson	vs. ETAMU	2/0	96 DL Tylon Lee	vs. ETAMU	2/0
31 LB Elijah Herring	vs. ALA	3/3	97 DL Jayson Jenkins	vs. ALA	3/1
32 RB Ousmane Kromah	vs. ALA	3/0			

- » Florida State had 90 players participate against East Texas A&M, the 2nd-most players to appear in a game in school history. Of the 106 players on the 2025 roster, 84.9 percent played against the Lions. The 90 different players appearing in a game trails only the 102 that played against Southern Miss in 2023.
- » Of the 90 players to appear against ETAMU, 17 were true freshmen and 18 different players made their collegiate debut.
- » FSU played 89 players against Kent State.
- » Against Alabama, **Jayvan Boggs** became FSU's first true freshman wide receiver to start a season opener since Tamarick Vanover in 1992. The complete list of true freshmen to start a season opener for FSU since 1974:

2025: WR Jayvan Boggs; **2019:** RG Dontae Lucas; **2018:** STAR Jaiden Lars-Woodbey; **2013:** CB Jalen Ramsey & DE DeMarcus Walker; **2008:** LT Zebrie Sanders, RG David Spurlock & NG Moses McCray; **2007:** OG Rodney Hudson; **2006:** TE Brandon Warren; **2000:** LB Kendyll Pope; **1992:** SE Tamarick Vanover; **1982:** OG Jamie Dukes; **1977:** CB Bobby Butler & NG Ron Simmons; **1976:** FL Kurt Unglaub; **1974:** RB Larry Key
- » Along with Boggs, DE **James Williams**, CB **Ja'Bril Rawls**, S **Ashlynd Barker**, ROV **Earl Little Jr.** and S **Edwin Joseph** made their first career starts against Alabama. TE **Amarée Williams** and DE **Jayson Jenkins** made their first career start against ETAMU and WR **Micahi Danzy** earned his first start vs. Kent State.
- » Florida State started 11 different offensive players in the 2025 season opener compared to the 2024 season finale against Florida. On defense, only DL **Darrell Jackson Jr.** and LB **Omar Graham Jr.** started the final game last year.

Participation, FSU History

Year	Opponent	Players	Res.
2023	Southern Miss	102	W, 66-13
2025	East Texas A&M	90	W, 77-3
2025	Kent State	89	W, 66-10
2022	Louisiana	83	W, 49-17
2023	North Alabama	82	W, 58-13
2017	Delaware State	81	W, 77-6
2024	Charleston Southern	80	W, 41-7



NOLES IN THE NFL (AS OF SEPT. 22)

Player (Pos.)	Years at FSU	Team
Cam Akers (RB)	2017-19	Minnesota Vikings
Trey Benson (RB)	2022-23	Arizona Cardinals
Tatum Bethune (LB)	2022-23	San Francisco 49ers
Brian Burns (DE)	2016-18	New York Giants
Jeremiah Byers (OL)	2023-24	Arizona Cardinals
Keon Coleman (WR)	2023	Buffalo Bills
Mario Edwards Jr. (DE)	2012-14	Houston Texans
Joshua Farmer (DT)	2021-24	New England Patriots
Braden Fiske (DT)	2023	Los Angeles Rams
Ryan Fitzgerald (K)	2019-24	Carolina Panthers
Graham Gano (K)	2005-08	New York Giants
Eddie Goldman (DT)	2012-14	Washington Commanders
Renardo Green (DB)	2019-23	San Francisco 49ers
Derwin James (DB)	2015-17	Los Angeles Chargers
Jermaine Johnson II (DE)	2021	New York Jets
Jarrian Jones (DB)	2020-23	Jacksonville Jaguars
Kevin Knowles II (DB)	2021-24	Kansas City Chiefs
Fabien Lovett (DT)	2020-23	New England Patriots
Derrick Nnadi (DT)	2014-17	Kansas City Chiefs
Jalen Ramsey (DB)	2013-15	Pittsburgh Steelers
Jammie Robinson (DB)	2021-22	Kansas City Chiefs
Janarius Robinson (DE)	2016-20	Kansas City Chiefs
Josh Sweat (DE)	2015-17	Arizona Cardinals
Azareye'h Thomas (DB)	2022-24	New York Jets
Keir Thomas (DE)	2021	Los Angeles Rams
DJ Uiagalelei (QB)	2024	Los Angeles Chargers
Jared Verse (DE)	2022-23	Los Angeles Rams
Johnny Wilson (WR)	2022-23	Philadelphia Eagles
Jameis Winston (QB)	2012-14	New York Giants

20-YARD PLAYS

Duce Robinson	ETAMU	Pass	82t
Micahi Danzy	KSU	Pass	65
Jaylin Lucas	Alabama	Pass	64
Micahi Danzy	KSU	Run	64t
Micahi Danzy	ETAMU	Run	53t
Gavin Sawchuk	ETAMU	Pass	53t
Sam Singleton Jr.	ETAMU	Run	53t
Micahi Danzy	KSU	Pass	47
Ousmane Kromah	ETAMU	Pass	43t
Duce Robinson	ETAMU	Pass	42t
Squirrel White	Alabama	Pass	40
Gavin Sawchuk	KSU	Run	40
Sam Singleton Jr.	KSU	Run	37t
Amaree Williams	ETAMU	Pass	35t
Micahi Danzy	Alabama	Run	32t
Kam Davis	KSU	Pass	32
Micahi Danzy	Alabama	Run	26
Jaylin Lucas	KSU	Run	26
Sam Singleton Jr.	ETAMU	Run	24
Kam Davis	KSU	Run	24
Zay Parks	KSU	Run	22
Lawayne McCoy	KSU	Pass	21
Ousmane Kromah	ETAMU	Run	20



COLLEGE GRADUATES

» FSU's 2025 roster features 18 players that have earned a college degree, including 9 from Florida State.

Student-Athlete	Institution	Degree	Grad Year
Gavin Blackwell	North Carolina	Communication	Fall 2024
Shyheim Brown	Florida State	Social Science	Fall 2024
Mac Chiumento	Florida State	Economics	Spring 2025
Deamontae Diggs	Coastal Carolina	Professional Studies	Spring 2025
Markeston Douglas	Arizona State	Liberal Studies	Fall 2024
Omar Graham Jr.	Florida State	Social Science	Spring 2025
Gunnar Hansen	Vanderbilt	Human & Organizational Development	Fall 2024
Caziah Holmes	Florida State	Social Science	Spring 2024
Darrell Jackson Jr.	Florida State	Social Science	Fall 2024
Jaden Jones	Florida State	Social Science	Fall 2024
Richie Leonard IV	Florida	Telecommunication	Summer 2023
	Florida State	Social Science	Fall 2024
Daniel Lyons	Florida State	Social Science	Spring 2025
Adrian Medley	UCF	Criminal Justice	Fall 2022
Luke Petitbon	Wake Forest	Communication	Summer 2024
Micah Pettus	Ole Miss	Multi-Disciplinary Studies	Fall 2024
Jacob Rzy	Harvard	Economics and Psychology	Spring 2024
Stefon Thompson	Nebraska	Human Development & Family Science	Fall 2024
Roydell Williams	Alabama	Human Environmental Sciences	Summer 2023
	Florida State	Social Science	Spring 2025

ODDS & ENDS

- » Florida State has outgained its last two opponents, East Texas A&M and Kent State, by 1,101 yards. The per-game margins rank 2nd and 5th at Florida State over the past 30 years.
- » Those margins also rank 2nd and 5th nationally in 2025.
- » Florida State scored on a 98-yard drive against East Texas A&M, needing four plays and taking 2:13 off the clock. The last time FSU had touchdown drives from 95 to 99 yards in length:

Yds	Plays	Time	Res.	Last	Score
95	8	3:23	TD	2025 vs. Kent State	Tommy Castellanos 12-yard run
96	14	6:18	TD	2023 vs. #16 Duke	Jordan Travis 2-yard run
97	12	7:01	TD	2022 vs. Georgia Tech	CJ Campbell 7-yard run
98	4	2:13	TD	2025 vs. East Texas A&M	Sam Singleton 53-yard run
99	6	1:44	TD	2012 vs. Boston College	Kenny Shaw 77-yard rec

Yard Margins, FSU Since 1995

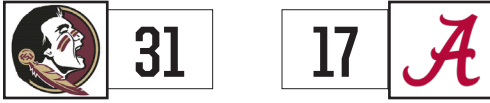
Year	Opponent (Yds)	FSU Yds	Margin
1995	Wake Forest (154)	749	595
2025	Kent State (206)	775	569
2011	Charleston So. (84)	647	563
2005	The Citadel (91)	629	538
2025	East Texas A&M (197)	729	532



FLORIDA STATE

GAME RECAPS/PARTICIPATION

GAME 1 SATURDAY, AUG. 30, 2025 TALLAHASSEE



	1	2	3	4	F
Florida State	7	10	7	7	31
Alabama	7	0	3	7	17

	FSU	ALA
FIRST DOWNS	20	18
RUSHES-YDS (NET)	49-230	29-87
PASSING YDS (NET)	152	254
Passes Comp-Att-Int	9-14-0	23-43-0
TOTAL OFFENSE PLAYS-YDS	63-382	72-341
Fumble Returns-Yards	0-0	1-13
Punt Returns-Yards	1-3	0-0
Kickoff Returns-Yards	1-15	0-0
Interception Returns-Yards	0-0	0-0
Punts (Number-Avg)	3-41.7	3-48.0
Fumbles-Lost	2-1	1-0
Penalties-Yards	4-40	8-70
Possession Time	30:22	29:38
Third-Down Conversions	5 of 12	6 of 17
Fourth-Down Conversions	2 of 2	2 of 5
Red-Zone Scores-Chances	3-3	3-4
Sacks By: Number-Yards	3-28	0-0

Attendance: 67,277

RUSHING

FS - T. Castellanos 16-78; M. Danzy 3-56; O. Kromah 7-31; G. Sawchuk 6-28; J. Lucas 6-22; R. Williams 6-14; C. Holmes 2-7; TEAM 3-(-6)
ALA - K. Riley 5-31; R. Young 9-26; T. Simpson 9-17; D. Hill 3-9; G. Bernard 1-3; D. Washington 2-1

PASSING

FS - T. Castellanos 9-14-0; 152 yards, 0 TD
ALA - T. Simpson 23-43-0; 254 yards, 2 TD

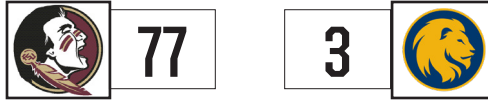
RECEIVING

FS - J. Lucas 2-66; D. Robinson 2-18; R. Pittman 2-18; S. White 1-40; O. Kromah 1-7; G. Sawchuk 1-3
ALA - G. Bernard 8-146; R. Williams 5-30; J. Cuevas 3-31; R. Scott 2-19; D. Hill 2-12; I. Horton 1-6; R. Young 1-6; K. Riley 1-4

SCORING SUMMARY

1Q, 6:10	Cuevas 2-yd rec (Talty)	FSU 0, ALA 7
1Q, 3:04	Castellanos 9-yd run (Weinberg)	FSU 7, ALA 7
2Q, 9:13	Danzy 32-yd run (Weinberg)	FSU 14, ALA 7
2Q, 3:44	Weinberg 45-yd field goal	FSU 17, ALA 7
3Q, 9:45	Holmes 4-yd run (Weinberg)	FSU 24, ALA 7
3Q, 5:59	Talty 40-yd field goal	FSU 24, ALA 10
4Q, 11:00	Scott 6-yd rec (Talty)	FSU 24, ALA 17
4Q, 7:17	Sawchuk 14-yd run (Weinberg)	FSU 31, ALA 17

GAME 2 SATURDAY, SEPT. 6, 2025 TALLAHASSEE



	1	2	3	4	F
Florida State	21	28	21	7	77
East Texas A&M	0	0	0	3	3

	FSU	ETAMU
FIRST DOWNS	29	9
RUSHES-YDS (NET)	51-361	36-105
PASSING YDS (NET)	368	92
Passes Comp-Att-Int	16-20-0	7-13-2
TOTAL OFFENSE PLAYS-YDS	71-729	49-197
Fumble Returns-Yards	0-0	1-25
Punt Returns-Yards	2-25	0-0
Kickoff Returns-Yards	2-40	0-0
Interception Returns-Yards	2-48	0-0
Punts (Number-Avg)	0-0	7-40.1
Fumbles-Lost	2-1	1-0
Penalties-Yards	3-35	7-55
Possession Time	31:59	28:01
Third-Down Conversions	10 of 14	3 of 12
Fourth-Down Conversions	3 of 3	0 of 1
Red-Zone Scores-Chances	4-5	1-1
Sacks By: Number-Yards	3-13	1-9

Attendance: 65,430

RUSHING

FS - S. Singleton 4-82; Z. Parks 10-61; M. Danzy 1-53; O. Kromah 5-37; G. Sawchuk 8-35; J. Johnson 5-25; J. Lucas 4-23; K. Sperry 3-22; K. Davis 2-13; B. Glenn 1-10; T. Castellanos 4-7; C. Holmes 3-2; M. Grant 1-(-9)
ETAMU - KJ Shankle 8-26; E. Rodriguez 9-24; M. McBride 4-24; EJ Oakmon 4-14; J. Hamilton 4-11; J. McMillian 2-5; M. Goldman 1-5; C. Jourdain 1-2; H. Drinkard 1-0; TEAM 1-(-2); J. Jacobs 1-(-4)

PASSING

FS - T. Castellanos 8-11-0; 237 yards, 3 TD; K. Sperry 4-5-0; 61 yards, 2 TD; B. Glenn 3-3-0; 56 yards, 1 TD; M. Grant 1-1-0; 14 yards, 0 TD
ETAMU - E. Rodriguez 3-5-1; 32 yards, 0 TD; W. Madonna 2-5-1; 17 yards, 0 TD; J. Jacobs 2-3-0; 43 yards, 0 TD

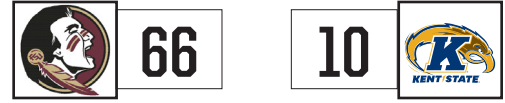
RECEIVING

FS - D. Robinson 5-173; M. Danzy 2-14; G. Sawchuk 1-53; O. Kromah 1-43; A. Williams 1-35; E. Moore 1-15; T. Mallory 1-14; S. White 1-7; C. Loftin 1-6; J. Lucas 1-5; J. Boggs 1-3
ETAMU - C. Jourdan 3-28; D. Matthews 1-24; D. Bilbo 1-21; J. Proctor 1-13; J. Hamilton 1-6

SCORING SUMMARY

1Q, 8:14	Sawchuk 1-yd run (Weinberg)	FSU 7, ETAMU 0
1Q, 4:48	Robinson 82-yd rec (Weinberg)	FSU 14, ETAMU 0
1Q, 2:18	Robinson 42-yd rec (Weinberg)	FSU 21, ETAMU 0
2Q, 14:57	Sawchuk 1-yd run (Weinberg)	FSU 28, ETAMU 0
2Q, 11:37	Sawchuk 53-yd rec (Weinberg)	FSU 35, ETAMU 0
2Q, 7:21	Danzy 53-yd run (Weinberg)	FSU 42, ETAMU 0
2Q, 0:48	Boggs 3-yd rec (Weinberg)	FSU 49, ETAMU 0
3Q, 12:06	A. Williams 35-yd rec (Weinberg)	FSU 56, ETAMU 0
3Q, 8:57	Kromah 43-yd rec (Weinberg)	FSU 63, ETAMU 0
3Q, 2:13	Singleton 53-yd run (Weinberg)	FSU 70, ETAMU 0
4Q, 9:30	Rigby 21-yd field goal	FSU 70, ETAMU 3
4Q, 1:54	Parks 13-yd run (Reus)	FSU 77, ETAMU 3

GAME 3 SATURDAY, SEPT. 20, 2025 TALLAHASSEE



	1	2	3	4	F
Florida State	35	10	14	7	66
Kent State	7	0	0	3	10

	FSU	KSU
FIRST DOWNS	37	12
RUSHES-YDS (NET)	54-498	28-43
PASSING YDS (NET)	277	163
Passes Comp-Att-Int	16-24-1	13-27-1
TOTAL OFFENSE PLAYS-YDS	78-775	55-206
Fumble Returns-Yards	0-0	0-0
Punt Returns-Yards	1-(-6)	0-0
Kickoff Returns-Yards	0-0	0-0
Interception Returns-Yards	1-1	1-29
Punts (Number-Avg)	0-0	7-43.7
Fumbles-Lost	0-0	0-0
Penalties-Yards	5-59	5-32
Possession Time	34:31	25:29
Third-Down Conversions	9 of 10	3 of 14
Fourth-Down Conversions	0 of 1	1 of 2
Red-Zone Scores-Chances	8-8	0-0
Sacks By: Number-Yards	2-9	1-5

Attendance: 67,277

RUSHING

FS - G. Sawchuk 11-97; S. Singleton 10-86; M. Danzy 1-64; T. Castellanos 7-54; J. Lucas 2-44; O. Kromah 4-43; Z. Parks 5-34; K. Davis 4-30; J. Johnson 5-29; B. Glenn 2-16; J. King 2-6; K. Sperry 1-(-5)
KSU - G. Garcia 14-40; J. Kimbrough 6-10; A. Harris 1-8; M. Hicks 1-2; N. Good 2-1; W. Harris 1-(-2); TEAM 1-(-7); D. DeShields 2-(-9)

PASSING

FS - T. Castellanos 10-13-1; 205 yards, 0 TD; K. Sperry 4-5-0; 64 yards, 0 TD; B. Glenn 2-5-0; 8 yards, 1 TD; J. King 0-1-0; 0 yards, 0 TD
KSU - D. DeShields 9-18-1; 129 yards, 1 TD; N. Good 4-9-0; 34 yards, 0 TD

RECEIVING

FS - K. Davis 3-46; J. Boggs 3-30; M. Danzy 2-112; L. McCoy 2-30; E. Moore 1-18; A. Williams 1-16; O. Kromah 1-9; D. Robinson 1-8; G. Labiad 1-6; L. Thomas 1-2
KSU - D. Martin 3-94; C. Wolford 2-15; J. Kimbrough 1-10; C. Berry 1-10; J. Etheridge 1-9; A. Banks 1-9; W. Harris 1-8; S. Brown 1-5; H. Hopperton 1-2; T. Mulder 1-1

SCORING SUMMARY

1Q, 13:39	Sawchuk 4-yd run (Weinberg)	FSU 7, KSU 0
1Q, 8:19	Castellanos 12-yd run (Weinberg)	FSU 14, KSU 0
1Q, 8:08	Martin 75-yd rec (Hryszko)	FSU 14, KSU 7
1Q, 7:33	Castellanos 10-yd run (Weinberg)	FSU 21, KSU 7
1Q, 3:18	Danzy 64-yd run (Weinberg)	FSU 28, KSU 7
1Q, 0:00	Sawchuk 2-yd run (Weinberg)	FSU 35, KSU 7
2Q, 2:16	Singleton 15-yd run (Weinberg)	FSU 42, KSU 7
2Q, 0:00	Weinberg 25-yd field goal	FSU 45, KSU 7
3Q, 10:04	Davis 1-yd run (Weinberg)	FSU 52, KSU 7
3Q, 5:02	Thomas 2-yd rec (Weinberg)	FSU 59, KSU 7
4Q, 12:41	Hryszko 38-yd field goal	FSU 59, KSU 10
4Q, 8:20	Singleton 37-yd run (Reus)	FSU 66, KSU 10



STADIUM FACTS

Capacity:	67,277
Surface:	419 Tiftway Bermuda
Location:	Pensacola Street & Stadium Drive
First Game:	October 7, 1950
Opponent:	Randolph-Macon
Score:	Florida State 40, Randolph-Macon 7
All-Time Doak Record:	325-109-4 (.747)
All-Time Record at Home:	333-113-4 (.744)

STADIUM RECORDS

PASSING YARDS

536, Chris Weinke vs. Duke	2000
521, Chris Weinke vs. Clemson	2000
508, Bill Cappleman vs. Memphis State	1969
482, Peter Tom Willis vs. Memphis State	1989
475, Devlin Hodges (Samford)	2018

PASSING TOUCHDOWNS

6, Peter Tom Willis vs. Memphis State	1989
6, Chris Weinke vs. Maryland	1999
5, many times, last Jameis Winston vs. Maryland	2013

RUSHING YARDS

322, Greg Allen vs. Western Carolina	1981
266, Dalvin Cook vs. USF	2015
222, Dalvin Cook vs. Miami	2015
212, Victor Floyd vs. South Carolina	1985
200, Trey Benson vs. Virginia Tech	2023

RUSHING TOUCHDOWNS

4, Greg Allen vs. Louisville	1982
4, Dalvin Cook vs. Clemson	2016
4, Cam Akers vs. Syracuse	2019
4, Omarion Hampton (North Carolina)	2024
3, many times, last Trey Benson vs. Southern Miss	2023

RECEIVING YARDS

260, Ron Sellers vs. Wake Forest	1968
238, Travis Rudolph vs. Wake Forest	2016
233, Dwight Jones (North Carolina)	2010
229, Ron Sellers vs. Virginia Tech	1967
218, Ron Sellers vs. Memphis State	1968

RECEIVING TOUCHDOWNS

5, Ron Sellers vs. Wake Forest	1968
5, Torry Holt (NC State)	1997
3, many times, last Travis Rudolph vs. Syracuse	2015

TACKLES

29, Dale McCullers vs. Texas A&M	1968
26, Dale McCullers vs. Florida	1968
22, Roy Bickford vs. Mississippi Southern	1961
21, Dale McCullers vs. Texas Tech	1967
21, Jimmy Heggins vs. Kansas State	1976

LONG FIELD GOAL

57, Danny Miller (Miami)	1981
56, Ryan Fitzgerald vs. North Carolina	2024
56, Dustin Hopkins vs. Duke	2012
56, Sebastian Janikowski vs. Wake Forest	1997
55, Dustin Hopkins vs. Clemson	2010



DOAK RENOVATIONS COMPLETE FOR 2025

The 2025 season opener against Alabama on August 30 was the grand unveiling of the updated Doak Campbell Stadium. After a two-year transformation that began at the end of the 2023 season, the 2025 renovations include:

- » Expanded seating options, including a revamped Dunlap Champions Club
- » Founders Suites, Loge Boxes and West Sideline Club
- » Chairback seating on the West side
- » Updated concourse and signage
- » Improved concession options and locations
- » ADA improvements and restroom enhancements
- » New video boards, including the North (57x120 ft) and South (35x75 ft) end zones and additional ribbon boards

200 & 300

Bowden's 200th career victory came on Oct. 27, 1990, as FSU routed LSU, 42-3, in Tallahassee. In 2007, Bowden won his 300th game at FSU on the field that bears his name with a 24-16 win over Maryland. Bowden's final win on Bobby Bowden Field came two years later, on November 21, 2009 in a 29-26 win over the Terrapins.

OSCEOLA & RENEGADE

One of the best traditions in college football unfolds right before kickoff as Osceola charges down the field atop Renegade - an Appaloosa horse - and plants a flaming spear at midfield. The tradition was born on Sept. 16, 1978 against Oklahoma State. Since then, six different Renegades and 16 different riders have made the ride and planted the spear at midfield.

MILESTONE WINS AT DOAK CAMPBELL STADIUM

1: 40-7 vs. Randolph-Macon, October 7, 1950
50: 28-6 vs. NC State, November 14, 1964
100: 66-17 vs. Memphis State, November 17, 1979
150: 48-6 vs. Georgia Southern, September 15, 1990
200: 41-35 vs. No. 10 Georgia Tech, September 11, 1999
250: 59-6 vs. Samford, September 4, 2010
300: 35-24 vs. Louisville, September 21, 2019
325: 66-10 vs. Kent State, September 20, 2025



OFFENSE

QB	1	TOMMY CASTELLANOS	5-11	201	SR.
	11	Brock Glenn	6-2	225	r-So.
	-or- 9	Kevin Sperry	6-1	208	Fr.
RB	27	GAVIN SAWCHUK	5-11	209	R-JR.
	26	Caziah Holmes	5-11	219	r-Jr.
	-or- 28	Samuel Singleton Jr.	5-11	201	r-So.
RB	12	JAYLIN LUCAS	5-9	175	R-JR.
	-OR- 32	OUSMANE KROMAH	6-1	218	FR.
	13	RANDY PITTMAN JR.	6-2	240	JR.
TE	87	Markeston Douglas	6-5	270	r-Sr.
	-or- 40	Amaree Williams	6-4	236	So.
	-or- 18	Landen Thomas	6-4	234	So.
WR	0	DUCE ROBINSON	6-6	223	JR.
	6	Gavin Blackwell	5-11	186	r-Sr.
	-or- 81	Elijah Moore	6-4	206	r-Fr.
WR	4	SQUIRREL WHITE	5-10	178	SR.
	19	Micahi Danzy	6-1	189	r-Fr.
	15	JAYVAN BOGGS	6-1	211	FR.
WR	10	BJ Gibson	6-0	193	So.
	55	GUNNAR HANSEN	6-5	325	R-SR.
	79	Lucas Simmons	6-8	311	r-So.
LG	67	RICHIE LEONARD IV	6-2	329	R-SR.
	64	Jacob Rizy	6-5	310	r-Sr.
	-or- 65	André Otto	6-5	330	r-So.
C	51	LUKE PETITBON	6-2	310	R-SR.
	52	Chavez Thompson	6-1	311	Fr.
	76	ADRIAN MEDLEY	6-5	309	R-SR.
RG	64	Jacob Rizy	6-5	310	r-Sr.
	57	MICAH PETTUS	6-7	349	R-SR.
	76	Adrian Medley	6-5	309	r-Sr.
RT	74	Jonathan Daniels	6-4	300	r-Fr.

SPECIALISTS

K	22	JAKE WEINBERG	5-10	189	R-FR.
	42	Brunno Reus	6-0	200	Fr.
P	43	MAC CHIUMENTO	6-4	227	R-JR.
	42	Brunno Reus	6-0	200	Fr.
SNP	32	MASON ARNOLD	6-0	229	R-SR.
	60	Peyton Naylor	5-10	203	r-So.
H	43	MAC CHIUMENTO	6-4	227	R-JR.
	42	Brunno Reus	6-0	200	Fr.

DEFENSE

DE	10	JAMES WILLIAMS	6-6	259	R-JR.
	44	Jaden Jones	6-5	257	r-Sr.
	-or- 90	Darryll Desir	6-5	262	Fr.
NT	6	DARRELL JACKSON JR.	6-5	337	R-SR.
	56	KJ Sampson	6-3	318	r-So.
	-or- 55	Kevin Wynn	6-2	334	Fr.
DT	5	DANIEL LYONS	6-4	302	R-JR.
	93	Mandrell Desir	6-4	262	Fr.
DE	97	JAYSON JENKINS	6-6	276	R-JR.
	8	Deante McCray	6-4	287	r-Jr.
LB	28	JUSTIN CRYER	6-1	238	JR.
	20	Blake Nicholson	6-3	224	Jr.
LB	31	ELIJAH HERRING	6-2	231	SR.
	41	AJ Cottrill	6-0	223	r-Jr.
	-or- 29	Caleb Vallee	6-1	228	r-So.
JACK	9	OMAR GRAHAM JR.	6-1	238	R-JR.
	-OR- 7	STEFON THOMPSON	6-1	238	R-SR.
CB	11	Ja'BRIIL RAWLS	6-1	185	R-SO
	16	Quindarius Jones	6-2	192	Jr.
ROV	0	EARL LITTLE JR.	6-1	199	R-JR.
	47	Donny Hiebert	6-2	200	Jr.
S	27	ASHLYND BARKER	6-3	216	R-JR.
	1	Shyheim Brown	6-2	201	r-Sr.
S	3	EDWIN JOSEPH	6-0	201	R-SO.
	24	K.J. Kirkland	6-1	204	r-So.
CB	19	JERRY WILSON	5-10	185	SR.
	15	Shamar Arnoux	6-2	189	Fr.
	-or- 4	Charles Lester III	6-1	197	r-Fr.

RETURNERS

KR	12	JAYLIN LUCAS	5-9	175	R-JR.
	-OR- 28	SAMUEL SINGLETON JR.	5-11	201	R-SO.
KR	19	MICAH DANZY	6-1	189	R-FR.
	-OR- 3	KAM DAVIS	5-10	218	SO.
PR	4	SQUIRREL WHITE	5-10	178	SR.
	-OR- 12	JAYLIN LUCAS	5-9	175	R-JR.
	0	Duce Robinson	6-6	223	Jr.

CAREER STARTS

Player	'21	'22	'23	'24	'25	Ttl	Strk
OFFENSE							
Gavin Blackwell ¹	-	5	3	-	-	8	-
Jayvan Boggs	-	-	-	-	3	3	3
Tommy Castellanos ²	-	-	12	8	3	23	3
Micahi Danzy	-	-	-	-	1	1	1
Markeston Douglas ³	-	4	1	1	-	6	-
Brock Glenn	-	-	2	5	-	7	-
Gunnar Hansen ⁴	-	11	12	12	3	38	33
Caziah Holmes	-	-	1	-	-	1	-
Jaylen King ⁵	-	-	7	10	-	17	-
Richie Leonard IV ⁶	1	1	12	3	3	20	3
Jaylin Lucas ⁷	-	-	8	-	-	8	-
Adrian Medley ⁸	1	-	6	12	3	22	20
André Otto	-	-	-	3	-	3	-
Luke Petitbon ⁹	1	-	11	10	3	25	3
Micah Pettus ¹⁰	-	9	9	11	3	32	7
Randy Pittman Jr. ¹¹	-	-	1	10	1	12	-
Jacob Rizy ¹²	-	10	10	5	-	25	-
Duce Robinson ¹³	-	-	-	5	3	8	3
Gavin Sawchuk ¹⁴	-	-	7	4	2	13	2
Landen Thomas	-	-	-	7	-	7	-
Squirrel White ¹⁵	-	2	13	10	2	27	-
Amaree Williams	-	-	-	-	2	2	2
Roydell Williams ¹⁶	-	-	2	3	1	6	-

¹ at North Carolina, 2022-23	⁹ at Wake Forest, 2021-24
² at Boston College, 2023-24	¹⁰ at Ole Miss, 2022-24
³ at Arizona State, 2024	¹¹ at UCF, 2023-24
⁴ at Vanderbilt, 2022-24	¹² at Harvard, 2022-23
⁵ at Gardner-Webb, 2023 & at ETSU, 2024	¹³ at Southern Cal, 2024
⁶ at Florida, 2021-23	¹⁴ at Oklahoma, 2023-24
⁷ at Indiana, 2023	¹⁵ at Tennessee, 2022-24
⁸ at UCF, 2021-24	¹⁶ at Alabama, 2023

Player	'20	'21	'22	'23	'24	'25	Ttl	Strk
DEFENSE								
Ashlynd Barker	-	-	-	-	-	3	3	3
Shyheim Brown	-	-	2	14	11	-	27	-
Justin Cryer	-	-	-	-	2	3	5	3
Deamontae Diggs ¹	-	-	-	-	7	-	7	-
Omar Graham Jr.	-	-	-	1	8	1	10	-
Elijah Herring ²	-	-	-	12	11	3	26	7
Darrell Jackson Jr. ³	-	1	12	1	12	3	29	16
Jayson Jenkins	-	-	-	-	-	1	1	-
Quindarius Jones	-	-	-	-	3	1	4	-
Edwin Joseph	-	-	-	-	-	2	2	-
K.J. Kirkland	-	-	-	-	9	1	10	1
Caleb LaVallee ⁴	-	-	-	-	1	-	1	-
Earl Little Jr.	-	-	-	-	-	3	3	3
Daniel Lyons	-	-	-	1	-	3	4	3
Deante McCray ⁵	-	-	-	5	14	-	19	-
Blake Nicholson	-	-	-	-	9	-	9	-
Ja'Briil Rawls	-	-	-	-	-	2	2	1
Stefon Thompson ⁶	7	12	1	1	1	1	23	1
James Williams	-	-	-	-	-	3	3	3
Jerry Wilson ⁷	-	-	-	5	8	3	16	11

¹ at Coastal Carolina, 2024	⁵ at Western Kentucky, 2023-24
² at Tennessee, 2023 & at Memphis, 2024	⁶ at Syracuse, 2020-23 & at Nebraska, 2024
³ at Maryland, 2021 & at Miami, 2022	⁷ at Syracuse, 2023 & at Houston, 2024
⁴ at North Carolina, 2024	



FLORIDA STATE

ROSTER

No	Name	Pos	Ht	Wt	Cl	Hometown/HS/Previous School
0	Earl Little Jr.	DB	6-1	199	r-JR	Fort Lauderdale, Fla./American Heritage/Alabama
0	Duce Robinson	WR	6-6	223	JR	Phoenix, Ariz./Pinnacle/Southern California
1	Shyheim Brown	DB	6-2	201	r-SR	Lake City, Fla./Columbia
1	Tommy Castellanos	QB	5-11	201	SR	Waycross, Ga./Ware County/Boston College
3	Kam Davis	RB	5-10	218	SO	Albany, Ga./Dougherty
3	Edwin Joseph	DB	6-0	201	r-SO	Tamarac, Fla./Chaminade-Madonna Prep
4	Charles Lester III	DB	6-1	197	r-FR	Sarasota, Fla./Riverview
4	Squirrel White	WR	5-10	178	SR	Birmingham, Ala./Clay-Chalkville/Tennessee
5	Daniel Lyons	DL	6-4	302	r-JR	Miami, Fla./Homestead Senior
5	Roydell Williams	RB	5-10	223	r-SR	Hueytown, Ala./Hueytown/Alabama
6	Gavin Blackwell	WR	5-11	186	r-SR	Indian Trail, N.C./Sun Valley/North Carolina
6	Darrell Jackson Jr.	DL	6-5	337	r-SR	Havana, Fla./Gadsden County/Miami
7	Lawayne McCoy	WR	6-1	184	SO	Miami, Fla./Miami Central
7	Stefon Thompson	LB	6-1	238	r-SR	Long Island, N.Y./Vance/Nebraska
8	Deante McCray	DL	6-4	287	r-JR	Jacksonville, Fla./Sandalwood/Western Kentucky
9	Omar Graham Jr.	LB	6-1	238	r-JR	Fort Lauderdale, Fla./Stranahan
9	Kevin Sperry	QB	6-1	208	FR	Denton, Texas/Guyer
10	BJ Gibson	WR	6-0	193	SO	Rochelle, Ga./Wilcox County
10	James Williams	DL	6-6	259	r-JR	Kansas City, Mo./Park Hill South/Nebraska
11	Brock Glenn	QB	6-2	225	r-SO	Covington, Tenn./Lausanne Collegiate School
11	Ja'Bril Rawls	DB	6-1	185	r-SO	Pensacola, Fla./Pensacola Catholic
12	Michael Grant	QB	6-3	217	r-SO	Tallahassee, Fla./MacLay
12	Jaylin Lucas	RB	5-9	175	r-JR	Houma, La./Edna Karr/Indiana
13	Deamontae Diggs	DL	6-5	250	r-SR	McKeesport, Pa./McKeesport Area/Coastal Carolina
13	Randy Pittman Jr.	TE	6-2	240	JR	Panama City, Fla./Mosley/UCF
14	Cai Bates	DB	6-2	192	r-FR	West Orlando, Fla./Edgewater High School
14	Jaylen King	QB	6-4	217	JR	Folkston, Ga./Charlton County/East Tennessee State
15	Shamar Arnoux	DB	6-2	189	FR	Fort Lauderdale, Fla./Carrollton (Ga.)
15	Jayvan Boggs	WR	6-1	211	FR	Cocoa, Fla./Cocoa
16	Quindarius Jones	DB	6-2	192	JR	Meridian, Miss./Meridian
16	Gavin Markey	TE	6-1	223	FR	Athens, Ga./Jefferson
18	Jamari Howard	DB	6-2	197	r-FR	Miami, Fla./Norland
18	Landen Thomas	TE	6-4	234	SO	Moultrie, Ga./Colquitt County
19	Micahi Danzy	WR	6-1	189	r-FR	Tallahassee, Fla./Florida State University School
19	Jerry Wilson	DB	5-10	185	SR	Kissimmee, Fla./Osceola/Houston
20	Blake Nicholson	LB	6-3	224	JR	Ripon, Calif./Manteca
21	Zay Parks	RB	5-11	196	r-FR	Crestview, Fla./Crestview
21	Max Redmon	DB	6-1	196	FR	West Palm Beach, Fla./Cardinal Newman
22	Zae Thomas	DB	6-3	196	FR	Fort Lauderdale, Fla./American Heritage
22	Jake Weinberg	K	5-10	189	r-FR	Boynton Beach, Fla./American Heritage
23	Chase Loftin	TE	6-6	220	FR	Omaha, Neb./Millard South
24	K.J. Kirkland	DB	6-1	204	r-SO	Jacksonville, Fla./Raines
26	Caziah Holmes	RB	5-11	219	r-SR	Titusville, Fla./Cocoa/Penn State
26	Ricky Knight III	DB	6-0	186	r-FR	West Palm Beach, Fla./Cardinal Newman
27	Ashlynd Barker	DB	6-3	216	r-JR	Columbus, Ga./Northside/Iowa Western CC
27	Gavin Sawchuk	RB	5-11	209	r-JR	Littleton, Colo./Valor Christian/Oklahoma
28	Justin Cryer	LB	6-1	238	JR	Katy, Texas/Royal
28	Samuel Singleton Jr.	RB	5-11	201	r-SO	Charleston, S.C./Fleming Island (Fla.)
29	Caleb LaVallee	LB	6-1	228	r-SO	Marietta, Ga./Whitefield Academy/North Carolina
30	Jarvis Boatwright Jr.	DB	6-1	194	r-FR	Clearwater, Fla./Clearwater/Southern California
30	Jeremiah Johnson	RB	5-11	214	r-FR	Tallahassee, Fla./Gadsden County
31	Elijah Herring	LB	6-2	231	SR	Murfreesboro, Tenn./Riverdale/Memphis
32	Mason Arnold	LS	6-0	229	r-SR	Tampa, Fla./Carrollwood/Ohio State
32	Ousmane Kromah	RB	6-1	218	FR	Leesburg, Ga./Lee County
33	Antonio Cromartie Jr.	DB	6-0	188	FR	Atlanta, Ga./Carrollton
35	Ethan Pritchard	LB	6-2	224	FR	Sanford, Fla./Seminole
36	Jayden Parrish	LB	6-1	232	r-FR	Delray Beach, Fla./Atlantic
37	Christian White	DB	5-11	178	r-JR	Ellenwood, Ga./Eagle's Landing Christian Academy

ALPHABETICAL

32	Mason Arnold	LS
15	Shamar Arnoux	DB
27	Ashlynd Barker	DB
14	Cai Bates	DB
6	Gavin Blackwell	WR
30	Jarvis Boatwright Jr.	DB
15	Jayvan Boggs	WR
52	Ashton Bracewell	LB
54	Chastan Brown	OL
1	Shyheim Brown	DB
1	Tommy Castellanos	QB
43	Mac Chiumento	P
91	Tyeland Coleman	DL
41	AJ Cottrill	LB
33	Antonio Cromartie Jr.	DB
28	Justin Cryer	LB
74	Jonathan Daniels	OL
19	Micahi Danzy	WR
3	Kam Davis	RB
90	Darryll Desir	DL
93	Mandrell Desir	DL
13	Deamontae Diggs	DL
45	Luke Douglas	TE
87	Markeston Douglas	TE
98	Grant Fielder	DL
99	Jamorie Flagg	DL
88	Camdon Frier	WR
83	Tae'Shaun Gelsey	WR
10	BJ Gibson	WR
11	Brock Glenn	QB
9	Omar Graham Jr.	LB
12	Michael Grant	QB
55	Gunnar Hansen	OL
94	L A Jessie Harrold	DL
31	Elijah Herring	LB
47	Donny Hiebert	DB
43	Gav Holman	LB
26	Caziah Holmes	RB
18	Jamari Howard	DB
56	Tye Hylton	OL
70	Manasse Itete	OL
6	Darrell Jackson Jr.	DL
97	Jayson Jenkins	DL
30	Jeremiah Johnson	RB
44	Jaden Jones	DL
16	Quindarius Jones	DB
3	Edwin Joseph	DB
14	Jaylen King	QB
24	K.J. Kirkland	DB
26	Ricky Knight III	DB
32	Ousmane Kromah	RB
89	Greyson Labiad	TE
29	Caleb LaVallee	LB
96	Tylon Lee	DL
67	Richie Leonard IV	OL
4	Charles Lester III	DB
0	Earl Little Jr.	DB
23	Chase Loftin	TE



No	Name	Pos	Ht	Wt	Cl	Hometown/HS/Previous School
38	Ethan Post	P	6-3	230	FR	Rochester, Minn./Mayo
40	Amaree Williams	TE/DL	6-4	236	SO	North Palm Beach, Fla./The Benjamin School
41	AJ Cottrill	LB	6-0	223	r-JR	Tampa, Fla./Jesuit
42	Brunno Reus	K	6-0	200	FR	Sarasota, Fla./Venice
43	Mac Chiumento	P	6-4	227	r-JR	Daytona Beach, Fla./Seabreeze
43	Gav Holman	LB	6-1	233	r-FR	Uniondale, N.Y./Berkeley Prep (Fla.)
44	Jaden Jones	DL	6-5	257	r-SR	Montgomery, Ala./Park Crossing/Hutchinson (Kan.) CC
45	Luke Douglas	TE	6-5	231	r-FR	Jupiter, Fla./Jupiter
47	Donny Hiebert	DB	6-2	200	JR	Gainesville, Fla./Buchholz
51	Luke Petitbon	OL	6-2	310	r-SR	Annapolis, Md./Gonzaga College HS/Wake Forest
52	Ashton Bracewell	LB	6-3	223	r-SO	Palm Coast, Fla./Flagler-Palm Coast
52	Chavez Thompson	OL	6-1	311	FR	Cocoa, Fla./Cocoa
53	Alex Nocco	LS	6-2	200	FR	Tampa, Fla./Jesuit
53	Brandon Torres	LB	6-1	224	r-SO	Naples, Fla./Barron Collier
54	Chastan Brown	OL	6-8	265	FR	Warner Robins, Ga./Northside
55	Gunnar Hansen	OL	6-5	325	r-SR	Boca Raton, Fla./St. Thomas Aquinas/Vanderbilt
55	Kevin Wynn	DL	6-2	334	FR	Greensboro, Ga./Greene County
56	Tye Hylton	OL	6-5	290	r-FR	Oviedo, Fla./Oviedo
56	KJ Sampson	DL	6-3	318	r-SO	New Bern, N.C./New Bern
57	Micah Pettus	OL	6-7	349	r-SR	Harvest, Ala./James Clemens/Ole Miss
60	Peyton Naylor	LS	5-10	203	r-SO	Tallahassee, Fla./MacLay
63	Mario Nash Jr.	OL	6-4	285	FR	De Kalb, Miss./Kemper County
64	Jacob Rizy	OL	6-5	310	r-SR	Westport, Conn./Staples/Harvard
65	André Otto	OL	6-5	330	r-SO	Key West, Fla./Key West
67	Richie Leonard IV	OL	6-2	329	r-SR	Cocoa, Fla./Cocoa/Florida
70	Manasse Itete	OL	6-5	307	r-FR	Kinshasa, Democratic Republic of the Congo/Central Catholic (Calif.)
71	Ja'Elyne Matthews	OL	6-6	350	FR	Toms River, N.J./Toms River North
72	Josh Raymond	OL	6-4	300	r-FR	Orlando, Fla./Lake Mary/Vanderbilt
74	Jonathan Daniels	OL	6-4	300	r-FR	Pensacola, Fla./Pine Forest
75	Sean Poret	OL	6-5	286	FR	Sandy Springs, Ga./Riverwood
76	Adrian Medley	OL	6-5	309	r-SR	Pensacola, Fla./Pensacola/UCF
78	Jayden Todd	OL	6-6	325	r-FR	Dublin, Ga./West Laurens
79	Lucas Simmons	OL	6-8	311	r-SO	Stockholm, Sweden/Clearwater Academy Int'l (Fla.)
81	Elijah Moore	WR	6-4	206	r-FR	Oxon Hill, Md./Good Counsel
82	Teriq Mallory	WR	6-5	205	FR	New Haven, Conn./Cheshire Academy
83	Tae'Shaun Gelsey	WR	6-4	235	FR	Jacksonville, Fla./Riverside
85	Willy Suarez	WR	5-10	195	r-FR	Tampa, Fla./Jesuit
87	Markeston Douglas	TE	6-5	270	r-SR	Brownsville, Tenn./Haywood/Arizona State
88	Camdon Frier	WR	6-0	192	r-FR	Lake City, Fla./Columbia
89	Greyson Labiad	TE	6-3	258	r-JR	Celebration, Fla./Foundation Academy/Southeastern
90	Darryll Desir	DL	6-5	262	FR	Miami, Fla./Norland
91	Tyeland Coleman	DL	6-4	309	JR	Terry, Miss./Terry/Northwest Mississippi CC
93	Mandrell Desir	DL	6-4	262	FR	Miami, Fla./Norland
94	LA Jessie Harrold	DL	6-5	253	FR	Tampa, Fla./Gaither
96	Tylon Lee	DL	6-4	287	FR	Pace, Fla./Pace
97	Jayson Jenkins	DL	6-6	276	r-JR	Bordentown, N.J./Notre Dame HS/Tennessee
98	Grant Fielder	DL	6-2	245	r-SO	Smyrna, Ga./Campbell
99	Jamorie Flagg	DL	6-3	318	r-FR	Miami, Fla./Booker T. Washington

ALPHABETICAL

12	Jaylin Lucas	RB
5	Daniel Lyons	DL
82	Teriq Mallory	WR
16	Gavin Markey	TE
71	Ja'Elyne Matthews	OL
7	Lawayne McCoy	WR
8	Deante McCray	DL
76	Adrian Medley	OL
81	Elijah Moore	WR
63	Mario Nash Jr.	OL
60	Peyton Naylor	LS
20	Blake Nichelson	LB
53	Alex Nocco	LS
65	André Otto	OL
21	Zay Parks	RB
36	Jayden Parrish	LB
51	Luke Petitbon	OL
57	Micah Pettus	OL
13	Randy Pittman Jr.	TE
75	Sean Poret	OL
38	Ethan Post	P
35	Ethan Pritchard	LB
11	Ja'Bril Rawls	DB
72	Josh Raymond	OL
21	Max Redmon	DB
42	Brunno Reus	K
64	Jacob Rizy	OL
0	Duce Robinson	WR
56	KJ Sampson	DL
27	Gavin Sawchuk	RB
79	Lucas Simmons	OL
28	Samuel Singleton Jr.	RB
9	Kevin Sperry	QB
85	Willy Suarez	WR
18	Landen Thomas	TE
22	Zae Thomas	DB
52	Chavez Thompson	OL
7	Stefon Thompson	LB
78	Jayden Todd	OL
53	Brandon Torres	LB
22	Jake Weinberg	K
37	Christian White	DB
4	Squirrel White	WR
40	Amaree Williams	TE/DL
10	James Williams	DL
5	Roydell Williams	RB
19	Jerry Wilson	DB
55	Kevin Wynn	DL

PRONUNCIATIONS

SHAMAR ARNOUX shuh-MAR Arr-NEW	DEAMONTAE Diggs Da-mon-TAE	OUSMANE KROMAH 000S-mahn Chrome-uh	Sean PORET Poor-ett
JAYVAN Boggs JAY-vinn	MARKESTON Douglas Mar-KEE-ston	Greyson LABIAD lah-bee-ad	BRUNNO REUS Bruno Royce
CHASTAN Brown Chase-Ten	TAE'SHAUN Gelsey Tay-shawn	Caleb LAVALLEE Luh-vall-ee	DUCE Robinson Deuce
Tommy CASTELLANOS Cast-ell-ah-noce	LA JESSIE Harrold LA Jess-EE	TYLON Lee tie-lonn	Gavin SAWCHUK Saw-chuck
Mac CHIUMENTO Shuh-men-toe	Donny HIEBERT Hee-bert	TERIQ Mallory tuh-REEK	Kevin SPERRY SPARE-ee
MICAH Danzy MUH-ki	MANASSE ITETE muh-NAH-say I-tee-tee	Luke PETITBON petty-bone	ZAE Thomas Zay
Darryll & Mandrell DESIR duh-seer	QUINDARRIUS Jones QUIN-dare-ee-us	Alex NOCCO KNOCK-o	STEFON Thompson steff-on



FLORIDA STATE

OFFENSE

6 GAVIN BLACKWELL

5-11 • 186 • r-Senior • Indian Trail, N.C. • Sun Valley/North Carolina

WR

RECEIVING

YR.	G	REC	YDS	AVG	TD	LG	AVG/G
2021*	1	-	-	-	-	-	-
2022*	13	18	239	13.3	1	36	18.4
2023*	11	9	166	18.4	0	47	15.1
2024*	6	4	43	10.8	0	19	7.2
2025	2	-	-	-	-	-	-
TOT	33	31	448	14.5	1	47	14.0

Receptions.....4 (2x), last vs. Appalachian State, 9/9/2023*
Receiving Yards.....78 vs. West Virginia (Duke's Mayo Bowl), 12/27/2023*
Receiving Touchdowns.....1 vs. FAMU, 9/27/2022*
Long Reception.....47 vs. West Virginia (Duke's Mayo Bowl), 12/27/2023*
*at North Carolina

15 JAYVAN BOGGS

6-1 • 211 • Freshman • Cocoa, Fla. • Cocoa

WR

RECEIVING

YR.	G	REC	YDS	AVG	TD	LG	AVG/G
2025	3	4	33	8.3	1	12	11.0
TOT	3	4	33	8.3	1	12	11.0

Receptions.....3 vs. Kent State, 9/20/2025
Receiving Yards.....30 vs. Kent State, 9/20/2025
Receiving Touchdowns.....1 vs. East Texas A&M, 9/6/2025
Long Reception.....12 vs. Kent State, 9/20/2025

1 TOMMY CASTELLANOS

5-11 • 201 • Senior • Waycross, Ga. • Ware County/UCF/Boston College

QB

PASSING

YR.	G	COM	ATT	PCT	YDS	TD	INT	LG	AVG/G
2022*	5	9	16	56.3	75	0	0	24	15.0
2023**	13	189	330	57.3	2248	15	14	52	172.9
2024**	8	99	161	61.5	1366	18	5	72	170.8
2025	3	27	38	71.1	594	3	1	82	198.0
TOT	29	324	545	59.4	4283	36	20	82	147.7

RUSHING

YR.	G	RUSH	YDS	AVG	TD	LG	AVG/G
2022*	5	14	120	8.6	1	43	24.0
2023**	13	215	1113	5.2	13	45	85.6
2024**	8	93	194	2.1	1	18	24.3
2025	3	27	139	5.1	3	17	46.3
TOT	29	349	1566	4.5	18	45	54.0

Total Passes.....37 at Syracuse, 11/3/2023**
Completed Passes.....22 at Virginia, 10/5/2024**
Pass Yards.....305 vs. Florida State, 9/16/2023**
Pass Touchdowns.....4 vs. Duquesne, 9/7/2024**
Longest Pass.....82 vs. East Texas A&M, 9/6/2025
Rush Attempts.....31 at Army, 10/7/2023**
Rush Yards.....156 vs. SMU (Fenway Bowl), 12/28/2023**
Rush Touchdowns.....4 at Army, 10/7/2023**
Long Rush.....45 vs. Florida State, 9/16/2023**
Tackles.....1 (3x), last vs. Kent State, 9/20/2025
*at UCF **at Boston College

19 MICAHI DANZY

6-1 • 189 • r-Freshman • Tallahassee, Fla. • Florida State University School

WR

RECEIVING

YR.	G	REC	YDS	AVG	TD	LG	AVG/G
2024	4	1	38	38.0	0	38	9.5
2025	3	4	126	31.5	0	65	42.0
TOT	7	5	164	32.8	0	65	23.4

RUSHING

YR.	G	RUSH	YDS	AVG	TD	LG	AVG/G
2024	4	2	5	2.5	0	6	1.3
2025	3	5	173	34.6	3	64	57.7
TOT	7	7	178	25.4	3	64	25.4

Receptions.....2 (2x), last vs. Kent State, 9/20/2025
Receiving Yards.....112 vs. Kent State, 9/20/2025
Longest Reception.....65 vs. Kent State, 9/20/2025
Rush Attempts.....3 vs. Alabama, 8/30/2025
Rushing Yards.....64 vs. Kent State, 9/20/2025
Rush Touchdowns.....1 (3x), last vs. Kent State, 9/20/2025
Long Rush.....64 vs. Kent State, 9/20/2025

3 KAM DAVIS

5-10 • 218 • Sophomore • Albany, Ga. • Dougherty

RB

RUSHING

YR.	G	RUSH	YDS	AVG	TD	LG	AVG/G
2024	9	52	173	3.3	0	16	19.2
2025	2	6	43	7.2	1	24	21.5
TOT	11	58	216	3.7	1	24	19.6

RECEIVING

YR.	G	REC	YDS	AVG	TD	LG	AVG/G
2024	9	2	21	10.5	0	14	2.3
2025	2	3	46	15.3	0	32	23.0
TOT	11	5	67	13.4	0	32	6.1

Rush Attempts.....14 at Duke, 10/18/2024
Rushing Yards.....63 at Duke, 10/18/2024
Long Rush.....24 vs. Kent State, 9/20/2025
Rush Touchdowns.....1 vs. Kent State, 9/20/2025
Receptions.....3 vs. Kent State, 9/20/2025
Receiving Yards.....46 vs. Kent State, 9/20/2025
Long Reception.....32 vs. Kent State, 9/20/2025

87 MARKESTON DOUGLAS

6-5 • 270 • r-Senior • Brownsville, Tenn. • Haywood/Arizona State

TE

RECEIVING

YR.	G	REC	YDS	AVG	TD	LG	AVG/G
2021	4	0	0	0.0	0	0	0.0
2022	13	14	190	13.6	2	29	14.6
2023	13	11	136	12.4	2	42	10.5
2024*	14	1	3	3.0	0	3	0.2
2025	3	-	-	-	-	-	-
TOT	47	26	329	12.7	4	42	7.0

*at Arizona State

Receptions.....4, vs. Oklahoma (Cheez-It Bowl), 12/29/2022
Receiving Yards.....52, Clemson, 10/15/2022
Receiving Touchdowns.....1 (4x), last at Pittsburgh, 11/4/2023
Long Reception.....42, Southern Miss, 9/9/2023

10 BJ GIBSON

6-0 • 193 • Sophomore • Rochelle, Ga. • Wilcox County

WR

RECEIVING

YR.	G	REC	YDS	AVG	TD	LG	AVG/G
2024	6	2	14	7.0	0	8	2.3
2025	3	-	-	-	-	-	-
TOT	9	2	14	7.0	0	8	1.6

PUNT RETURNS

YR.	G	RET	YDS	AVG	TD	LG
2024	6	1	3	3.0	0	3
2025	3	-	-	-	-	-
TOT	9	1	3	3.0	0	3

Receptions.....2 vs. Charleston Southern, 11/23/2024
Receiving Yards.....14 vs. Charleston Southern, 11/23/2024
Long Reception.....8 vs. Charleston Southern, 11/23/2024
Long Punt Return.....3 vs. Charleston Southern, 11/23/2024

11 BROCK GLENN

6-2 • 225 • r-Sophomore • Covington, Tenn. • Lausanne Collegiate

QB

PASSING

YR.	G	COM	ATT	PCT	YDS	TD	INT	LG	AVG/G
2023	5	19	51	37.3	229	0	2	55	45.8
2024	7	51	114	44.7	597	4	5	50	85.3
2025	2	5	8	62.5	64	2	0	35	32.0
TOT	14	75	173	43.4	890	6	7	55	63.6

RUSHING

YR.	G	RUSH	YDS	AVG	TD	LG	AVG/G
2023	5	19	22	1.2	1	34	4.4
2024	7	35	97	2.8	0	17	13.9
2025	2	3	26	8.7	0	10	13.0
TOT	14	57	145	2.5	1	34	10.4

Total Passes.....41 vs. Clemson, 10/5/2024
Completed Passes.....23 vs. Clemson, 10/5/2024
Pass Yards.....228 vs. Clemson, 10/5/2024
Pass Touchdowns.....2 vs. Clemson, 10/5/2024
Longest Pass.....55 vs. Georgia (Orange Bowl), 12/30/2023
Rush Attempts.....9 (3x), last at Notre Dame, 11/9/2024
Rush Yards.....47 at Duke, 10/18/2024
Rush Touchdowns.....1 vs. North Alabama, 11/18/2023
Long Rush.....34 vs. Southern Miss, 9/9/2023

12 MICHAEL GRANT

6-3 • 217 • r-Sophomore • Tallahassee, Fla. • Maclay

QB

PASSING

YR.	G	COM	ATT	PCT	YDS	TD	INT	LG	AVG/G
2025	1	1	1	100.0	14	0	0	14	14.0
TOT	1	1	1	100.0	14	0	0	14	14.0

RUSHING

YR.	G	RUSH	YDS	AVG	TD	LG	AVG/G
2025	1	1	-9	-9.0	0	-	-9.0
TOT	1	1	-9	-9.0	0	-	-9.0

Total Passes.....1 vs. East Texas A&M, 9/6/2025
Completed Passes.....1 vs. East Texas A&M, 9/6/2025
Pass Yards.....14 vs. East Texas A&M, 9/6/2025
Longest Pass.....14 vs. East Texas A&M, 9/6/2025
Rush Attempts.....1 vs. East Texas A&M, 9/6/2025

26 CAZIAH HOLMES

5-11 • 219 • r-Senior • Titusville, Fla. • Cocoa/Penn State

RB

RUSHING

YR.	G	RUSH	YDS	AVG	TD	LG	AVG/G
2020*	9	51	227	4.5	2	36	25.2
2021*	3	5	27	5.4	0	9	9.0
2023	14	29	185	6.4	2	40	13.2
2024	12	15	84	5.6	3	18	7.0
2025	2	5	9	1.8	1	4	4.5
TOT	40	105	532	5.1	8	40	13.3

RECEIVING

YR.	G	REC	YDS	AVG	TD	LG	AVG/G
2020*	9	6	37	6.2	0	12	4.1
2021*	3	-	-	-	-	-	-
2023	14	5	58	11.6	2	26	4.1
2024	12	-	-	-	-	-	-
2025	2	-	-	-	-	-	-
TOT	40	11	95	8.6	2	26	2.4

Rush Attempts.....12 vs. Illinois, 12/19/2020*
Rush Yards.....77 vs. Illinois, 12/19/2020*
Rush Touchdowns.....2 (2x), last vs. Charleston Southern, 11/23/2024
Long Rush.....40 vs. Southern Miss, 9/9/2023
Receptions.....3 vs. Iowa, 11/21/2020*
Receiving Yards.....33 vs. North Alabama, 11/18/2023
Receiving Touchdowns.....1 (2x), last vs. North Alabama, 11/18/2023
Long Reception.....26 vs. North Alabama, 11/18/2023
Long Kick Return.....23 (2x), last at Duke, 10/18/2024
*at Penn State



FLORIDA STATE

OFFENSE

30 JEREMIAH JOHNSON

RB

5-11 • 214 • r-Freshman • Tallahassee, Fla. • Gadsden County

RUSHING

YR.	G	RUSH	YDS	AVG	TD	LG	AVG/G
2025	2	10	54	5.4	0	16	27.0
TOT	2	10	54	5.4	0	16	27.0

Rush Attempts.....	5 (2x), last vs. Kent State, 9/20/2025
Rushing Yards.....	29 vs. Kent State, 9/20/2025
Long Rush.....	16 vs. Kent State, 9/20/2025

14 JAYLEN KING

QB

6-4 • 217 • Junior • Folkston, Ga. • Charlton County/Gardner-Webb/ETSU

PASSING

YR.	G	COM	ATT	PCT	YDS	TD	INT	LG	AVG/G
2023*	9	107	201	53.2	1223	11	8	71	135.9
2024**	10	116	221	52.5	1536	9	11	75	153.6
2025	1	0	1	0.0	0	0	0	0	0.0
TOT	20	223	423	52.8	2759	20	19	75	138.0

RUSHING

YR.	G	RUSH	YDS	AVG	TD	LG	AVG/G
2023*	9	137	391	2.9	5	56	43.4
2024**	10	105	422	4.0	5	57	42.2
2025	1	2	6	3.0	0	6	6.0
TOT	20	244	819	3.4	10	57	41.0

Total Passes.....	38 at Mercer, 11/25/2023*
Completed Passes.....	21 at Mercer, 11/25/2023*
Pass Yards.....	268 vs. Samford, 10/12/2024**
Pass Touchdowns.....	4 vs. UVA Wise, 9/7/2024**
Longest Pass.....	75 vs. Samford, 10/12/2024**
Rush Attempts.....	24 at Bryant, 11/4/2023*
Rush Yards.....	108 at Bryant, 11/4/2023*
Rush Touchdowns.....	2 (3x), last at Wofford, 10/26/2024**
Long Rush.....	57 at Elon, 9/21/2024**

*at Gardner-Webb **at ETSU

32 OUSMANE KROMAH

RB

6-1 • 218 • Freshman • Leesburg, Ga. • Lee County

RUSHING

YR.	G	RUSH	YDS	AVG	TD	LG	AVG/G
2025	3	16	111	6.9	0	20	37.0
TOT	3	16	111	6.9	0	20	37.0

RECEIVING

YR.	G	REC	YDS	AVG	TD	LG	AVG/G
2025	3	3	59	19.7	1	43	19.7
TOT	3	3	59	19.7	1	43	19.7

Rush Attempts.....	7 vs. Alabama, 8/30/2025
Rushing Yards.....	43 vs. Kent State, 9/20/2025
Long Rush.....	20 vs. East Texas A&M, 9/6/2025
Receptions.....	1 (3x), last vs. Kent State, 9/20/2025
Receiving Yards.....	43 vs. East Texas A&M, 9/6/2025
Receiving Touchdowns.....	1 vs. East Texas A&M, 9/6/2025
Long Reception.....	43 vs. East Texas A&M, 9/6/2025

89 GREYSON LABIAD

TE

6-3 • 258 • r-Junior • Celebration, Fla. • Foundation Academy/Southeastern

RECEIVING

YR.	G	REC	YDS	AVG	TD	LG	AVG/G
2025	2	1	6	6.0	0	6	3.0
TOT	2	1	6	6.0	0	6	3.0

Receptions.....	1 vs. Kent State, 9/20/2025
Receiving Yards.....	6 vs. Kent State, 9/20/2025
Long Reception.....	6 vs. Kent State, 9/20/2025

23 CHASE LOFTIN

TE

6-6 • 220 • Freshman • Omaha, Neb. • Millard South

RECEIVING

YR.	G	REC	YDS	AVG	TD	LG	AVG/G
2025	3	1	6	6.0	0	6	2.0
TOT	3	1	6	6.0	0	6	2.0

Receptions.....	1 vs. East Texas A&M, 9/6/2025
Receiving Yards.....	6 vs. East Texas A&M, 9/6/2025
Long Reception.....	6 vs. East Texas A&M, 9/6/2025

12 JAYLIN LUCAS

RB

5-9 • 175 • r-Junior • Houma, La. • Edna Karr/Indiana

RUSHING

YR.	G	RUSH	YDS	AVG	TD	LG	AVG/G
2022*	11	49	271	5.5	2	71	24.6
2023*	12	67	275	4.1	2	25	22.9
2024	2	2	13	6.5	0	10	6.5
2025	3	12	89	7.4	0	26	29.7
TOT	28	130	648	5.0	4	71	23.1

RECEIVING

YR.	G	REC	YDS	AVG	TD	LG	AVG/G
2022*	11	16	82	5.1	0	25	7.5
2023*	12	34	247	7.3	2	44	20.6
2024	2	3	39	13.0	0	25	19.5
2025	3	3	71	23.7	0	64	23.7
TOT	28	56	439	7.8	2	64	15.7

KICKOFF RETURNS

YR.	G	RET	YDS	AVG	TD	LG
2022*	11	21	591	28.1	2	93
2023*	12	22	572	26.0	1	100
2024	2	2	36	18.0	0	20
2025	3	1	22	22.0	0	22
TOT	28	46	1221	26.5	3	100

PUNT RETURNS

YR.	G	RET	YDS	AVG	TD	LG
2022*	11	-	-	-	-	-
2023*	12	9	14	1.6	0	29
2024	2	-	-	-	-	-
2025	3	3	18	6.0	0	21
TOT	28	12	32	2.7	0	29

Rush Attempts.....	13 vs. Akron, 9/23/2023*
Rush Yards.....	100 vs. Purdue, 11/26/2022*
Rush Touchdowns.....	2 vs. Indiana State, 9/8/2023*
Long Rush.....	71 vs. Purdue, 11/26/2022*
Receptions.....	10 vs. Louisville, 9/16/2023*
Receiving Yards.....	98 vs. Louisville, 9/16/2023*
Receiving Touchdowns.....	1 (2x), last at Michigan, 10/14/2023*
Long Reception.....	64 vs. Alabama, 8/30/2025
Long Kick Return.....	100 at Purdue, 11/25/2023*
Long Punt Return.....	29 vs. Ohio State, 9/2/2023*

*at Indiana

7 LAWAYNE McCOY

WR

6-1 • 184 • Sophomore • Miami, Fla. • Miami Central

RECEIVING

YR.	G	REC	YDS	AVG	TD	LG	AVG/G
2024	10	6	52	8.7	0	12	5.2
2025	1	2	30	15.0	0	21	30.0
TOT	11	8	82	10.3	0	21	7.5

RUSHING

YR.	G	RUSH	YDS	AVG	TD	LG	AVG/G
2024	10	1	1	1.0	0	1	0.1
2025	1	-	-	-	-	-	-
TOT	11	1	1	1.0	0	1	0.1

PUNT RETURNS

YR.	G	RET	YDS	AVG	TD	LG
2024	10	10	30	3.0	0	9
2025	1	-	-	-	-	-
TOT	11	10	30	3.0	0	9

Receptions.....	2 (3x), last vs. Kent State, 9/20/2025
Receiving Yards.....	30 vs. Kent State, 9/20/2025
Long Reception.....	21 vs. Kent State, 9/20/2025
Rush Attempts.....	1 vs. Charleston Southern, 11/23/2024
Rushing Yards.....	1 vs. Charleston Southern, 11/23/2024
Long Rush.....	1 vs. Charleston Southern, 11/23/2024
Long Punt Return.....	9 at Notre Dame, 11/9/2024
Scoring.....	2 vs. North Carolina, 11/2/2024

82 TERIQ MALLORY

WR

6-5 • 205 • Freshman • New Haven, Conn. • Cheshire Academy

RECEIVING

YR.	G	REC	YDS	AVG	TD	LG	AVG/G
2025	2	1	14	14.0	0	14	7.0
TOT	2	1	14	14.0	0	14	7.0

Receptions.....	1 vs. East Texas A&M, 9/6/2025
Receiving Yards.....	14 vs. East Texas A&M, 9/6/2025
Long Reception.....	14 vs. East Texas A&M, 9/6/2025

81 ELIJAH MOORE

WR

6-4 • 206 • r-Freshman • Oxon Hill, Md. • Good Counsel

RECEIVING

YR.	G	REC	YDS	AVG	TD	LG	AVG/G
2024	4	2	17	8.5	0	13	4.3
2025	2	2	33	16.5	0	18	16.5
TOT	6	4	50	12.5	0	18	8.3

Receptions.....	1 (4x), last vs. Kent State, 9/20/2025
Receiving Yards.....	18 vs. Kent State, 9/20/2025
Long Reception.....	18 vs. Kent State, 9/20/2025

21 ZAY PARKS

RB

5-11 • 196 • r-Freshman • Crestview, Fla. • Crestview

RUSHING

YR.	G	RUSH	YDS	AVG	TD	LG	AVG/G
2025	3	15	95	6.3	1	22	31.7
TOT	3	15	95	6.3	1	22	31.7

Rush Attempts.....	10 vs. East Texas A&M, 9/6/2025
Rushing Yards.....	61 vs. East Texas A&M, 9/6/2025
Rush Touchdowns.....	1 vs. East Texas A&M, 9/6/2025
Long Rush.....	22 vs. Kent State, 9/20/2025

13 RANDY PITTMAN JR.

TE

6-2 • 240 • Junior • Panama City, Fla. • Mosley/UCF

RECEIVING

YR.	G	REC	YDS	AVG	TD	LG	AVG/G
2023*	13	19	215	11.3	1	39	16.5
2024*	12	32	416	13.0	2	48	34.7
2025	1	2	18	9.0	0	14	18.0
TOT	26	53	649	12.2	3	48	25.0

Receptions.....	5 vs. Arizona, 11/2/2024*
Receiving Yards.....	80 vs. Arizona, 11/2/2024*
Receiving Touchdowns.....	2 vs. Arizona, 11/2/2024*
Long Reception.....	48 vs. Arizona, 11/2/2024*

*at UCF

0 DUCE ROBINSON

WR

6-6 • 223 • Junior • Phoenix, Ariz. • Pinnacle/Southern California

RECEIVING

YR.	G	REC	YDS	AVG	TD	LG	AVG/G
2023*	11	16	351	21.9	2	71	31.9
2024*	12	23	396	17.2	5	48	33.0
2025	3	8	199	24.9	2	82	66.3
TOT	26	47	946	20.1	9	82	36.4

Receptions.....	5 vs. East Texas A&M, 9/6/2025
Receiving Yards.....	173 vs. East Texas A&M, 9/6/2025
Receiving Touchdowns.....	2 vs. East Texas A&M, 9/6/2025
Long Reception.....	82 vs. East Texas A&M, 9/6/2025
Interceptions.....	1 vs. Penn State, 10/12/2024*

*at Southern California



FLORIDA STATE

27 GAVIN SAWCHUK

5-11 • 209 • r-Junior • Littleton, Colo. • Valor Christian/Oklahoma

RB

RUSHING

YR.	G	RUSH	YDS	AVG	TD	LG	AVG/G
2022*	2	17	105	6.2	1	25	52.5
2023*	12	120	744	6.2	9	64	62.0
2024*	9	39	128	3.3	1	21	14.2
2025	3	25	160	6.4	5	40	53.3
TOT	26	201	1137	5.7	16	64	43.7

RECEIVING

YR.	G	REC	YDS	AVG	TD	LG	AVG/G
2022*	2	1	8	8.0	0	8	4.0
2023*	12	14	94	6.7	0	20	7.8
2024*	9	8	28	3.5	0	7	3.1
2025	3	2	56	28.0	1	53	18.7
TOT	26	25	186	7.4	1	53	7.2

Rush Attempts.....	22 (2x), last vs. TCU, 11/24/2023*
Rushing Yards.....	135 vs. West Virginia, 11/11/2023*
Rushing Touchdowns.....	3 vs. TCU, 11/24/2023*
Long Rush.....	64 at Oklahoma State, 11/4/2023*
Receptions.....	5 vs. Navy (Armed Forces Bowl), 12/27/2024*
Receiving Yards.....	53 vs. East Texas A&M, 9/6/2025
Receiving Touchdowns.....	1 vs. East Texas A&M, 9/6/2025
Long Reception.....	53 vs. East Texas A&M, 9/6/2025
*at Oklahoma	

28 SAMUEL SINGLETON JR.

5-11 • 201 • r-Sophomore • Charleston, S.C. • Fleming Island (Fla.)

RB

RUSHING

YR.	G	RUSH	YDS	AVG	TD	LG	AVG/G
2023	2	8	56	7.0	0	24	28.0
2024	9	21	93	4.4	0	27	10.3
2025	3	14	168	12.0	3	53	56.0
TOT	14	43	317	7.4	3	53	22.6

RECEIVING

YR.	G	REC	YDS	AVG	TD	LG	AVG/G
2023	2	-	-	-	-	-	-
2024	9	3	3	1.0	0	4	0.3
2025	3	-	-	-	-	-	-
TOT	14	3	3	1.0	0	4	0.2

KICKOFF RETURNS

YR.	G	RET	YDS	AVG	TD	LG
2023	2	-	-	-	-	-
2024	9	15	373	24.9	1	95
2025	3	2	33	16.5	0	15
TOT	14	17	406	23.9	1	95

Rush Attempts.....	10 vs. Kent State, 9/20/2025
Rush Yards.....	86 vs. Kent State, 9/20/2025
Rushing Touchdowns.....	2 vs. Kent State, 9/20/2025
Long Rush.....	53 vs. East Texas A&M, 9/6/2025
Receptions.....	1 (3x), last vs. Charleston Southern, 11/23/2024
Receiving Yards.....	4 at Miami, 10/26/2024
Long Reception.....	4 at Miami, 10/26/2024
Kick Return Yards.....	165 at Duke, 10/18/2024
Long Kick Return.....	95 at Duke, 10/18/2024
Kick Return for Touchdown.....	1 at Duke, 10/18/2024

9 KEVIN SPERRY

6-1 • 208 • Freshman • Denton, Texas • Guyer

QB

PASSING

YR.	G	COM	ATT	PCT	YDS	TD	INT	LG	AVG/G
2025	2	8	10	80.0	125	2	0	43	62.5
TOT	2	8	10	80.0	125	2	0	43	62.5

RUSHING

YR.	G	RUSH	YDS	AVG	TD	LG	AVG/G
2025	2	4	17	4.3	0	18	8.5
TOT	2	4	17	4.3	0	18	8.5

Total Passes.....	5 (2x), last vs. Kent State, 9/20/2025
Completed Passes.....	4 (2x), last vs. Kent State, 9/20/2025
Pass Yards.....	64 vs. Kent State, 9/20/2025
Pass Touchdowns.....	2 vs. East Texas A&M, 9/6/2025
Longest Pass.....	43 vs. East Texas A&M, 9/6/2025
Rush Attempts.....	3 vs. East Texas A&M, 9/6/2025
Rush Yards.....	22 vs. East Texas A&M, 9/6/2025
Long Rush.....	18 vs. East Texas A&M, 9/6/2025

18 LANDEN THOMAS

6-4 • 234 • Sophomore • Moultrie, Ga. • Colquitt County

TE

RECEIVING

YR.	G	REC	YDS	AVG	TD	LG	AVG/G
2024	12	14	173	12.4	1	35	14.4
2025	3	1	2	2.0	1	2	0.7
TOT	15	15	175	11.7	2	35	11.7

Receptions.....	7 vs. Clemson, 10/5/2024
Receiving Yards.....	80 vs. Clemson, 10/5/2024
Receiving Touchdowns.....	1 (2x), last vs. Kent State, 9/20/2025
Long Reception.....	35 vs. Clemson, 10/5/2024

4 SQUIRREL WHITE

5-10 • 178 • Senior • Birmingham, Ala. • Clay-Chalkville/Tennessee

WR

RECEIVING

YR.	G	REC	YDS	AVG	TD	LG	AVG/G
2022*	12	30	481	16.0	2	64	40.1
2023*	13	67	803	12.0	2	83	61.8
2024*	13	34	381	11.2	2	45	29.3
2025	2	2	47	23.5	0	40	23.5
TOT	40	133	1712	12.9	6	83	42.8

RUSHING

YR.	G	RUSH	YDS	AVG	TD	LG	AVG/G
2022*	12	1	5	5.0	0	5	0.4
2023*	13	2	13	6.5	0	8	1.0
2024*	13	1	-7	-7.0	0	-7	-0.5
2025	2	-	-	-	-	-	-
TOT	40	4	11	2.8	0	8	0.3

PUNT RETURNS

YR.	G	RET	YDS	AVG	TD	LG
2022*	12	2	43	21.5	0	23
2023*	13	1	0	0.0	0	0
2024*	13	7	112	16.0	0	31
2025	2	1	4	4.0	0	4
TOT	40	11	159	14.5	0	31

Receptions.....	10 (2x), last vs. Vanderbilt, 11/25/2023*
Receiving Yards.....	122 vs. UT-Martin, 10/22/2022*
Receiving Touchdowns.....	1 (6x), last vs. Mississippi State, 11/9/2024*
Long Reception.....	83 vs. UConn, 11/4/2023*
Rush Attempts.....	1 (4x), at Oklahoma, 9/21/2024*
Rush Yards.....	8 vs. Georgia, 11/18/2023*
Long Rush.....	8 vs. Georgia, 11/18/2023*
Long Punt Return.....	31 vs. NC State, 9/7/2024*
*at Tennessee	

40 AMAREE WILLIAMS

6-4 • 236 • Sophomore • North Palm Beach, Fla. • The Benjamin School

TE

RECEIVING

YR.	G	REC	YDS	AVG	TD	LG	AVG/G
2024	8	5	71	14.2	2	27	8.9
2025	3	2	51	25.5	1	35	17.0
TOT	11	7	122	17.4	3	35	11.1

Receptions.....	2 vs. Charleston Southern, 11/23/2024
Receiving Yards.....	35 vs. East Texas A&M, 9/6/2025
Receiving Touchdowns.....	1 (3x), last vs. East Texas A&M, 9/6/2025
Long Reception.....	35 vs. East Texas A&M, 9/6/2025
Long Kick Return.....	11 vs. Charleston Southern, 11/23/2024

OFFENSE/DEFENSE

5 ROYDELL WILLIAMS

5-10 • 223 • r-Senior • Hueytown, Ala. • Hueytown/Alabama

RB

RUSHING

YR.	G	RUSH	YDS	AVG	TD	LG	AVG/G
2020*	8	19	71	3.7	1	11	8.9
2021*	10	48	284	5.9	1	55	28.4
2022*	13	56	250	4.5	4	16	19.2
2023*	14	111	560	5.0	5	48	40.0
2024	4	26	53	2.0	2	10	13.3
2025	1	6	14	2.3	0	5	14.0
TOT	50	266	1232	4.6	13	55	24.6

RECEIVING

YR.	G	REC	YDS	AVG	TD	LG	AVG/G
2020*	8	-	-	-	-	-	-
2021*	10	5	57	11.4	1	24	5.7
2022*	13	5	37	7.4	0	15	2.8
2023*	14	11	58	5.3	1	26	4.1
2024	4	5	46	9.2	0	15	11.5
2025	1	-	-	-	-	-	-
TOT	50	26	198	7.6	2	26	4.0

Rush Attempts.....	17 at South Florida, 9/16/2023*
Rush Yards.....	129 at South Florida, 9/16/2023*
Rush Touchdowns.....	2 at LSU, 11/5/2022*
Long Rush.....	55 vs. Southern Miss, 9/25/2021*
Receptions.....	3 vs. Ole Miss, 9/23/2023*
Receiving Yards.....	31 vs. Georgia Tech, 8/24/2024
Receiving Touchdowns.....	1 (2x), last at Kentucky, 11/11/2023*
Long Reception.....	26 at Kentucky, 11/11/2023*
Long Kick Return.....	34 at Kentucky, 11/11/2023*
*at Alabama	

15 SHAMAR ARNOUX

6-2 • 189 • Freshman • Fort Lauderdale, Fla. • Carrollton (Ga.)

DB

YR.	G	UA	A	TOT	TFL-YDS	PBU	FF	FR	INT	SACKS
2025	2	0	2	2	0.0-0	0	0	0-0	0-0	0.0-0
TOT	2	0	2	2	0.0-0	0	0	0-0	0-0	0.0-0

Tackles.....	1 (2x), last vs. Kent State, 9/20/2025
--------------	--

27 ASHLYND BARKER

6-3 • 216 • r-Junior • Columbus, Ga. • Northside/Iowa Western CC

DB

YR.	G	UA	A	TOT	TFL-YDS	PBU	FF	FR	INT	SACKS
2023	14	9	2	11	1.0-4	0	0	0-0	0-0	1.0-4
2024	11	10	9	19	0.5-1	0	0	0-0	1-7	0.0-0
2025	3	6	2	8	0.0-0	2	0	0-0	0-0	0.0-0
TOT	28	25	13	38	1.5-5	2	0	0-0	1-7	1.0-4

Tackles.....	5 vs. Georgia (Orange Bowl), 12/30/2023
Tackles for Loss.....	1.0 at Pittsburgh, 11/4/2023
Interceptions.....	1 vs. Charleston Southern, 11/23/2024
Pass Breakups.....	2 vs. Alabama, 8/30/2025
Sacks.....	1.0 at Pittsburgh, 11/4/2023

14 CAI BATES

6-2 • 192 • r-Freshman • West Orlando, Fla. • Edgewater

DB

YR.	G	UA	A	TOT	TFL-YDS	PBU	FF	FR	INT	SACKS
2024	3	1	0	1	0.0-0	0	0	0-0	0-0	0.0-0
2025	2	1	0	1	0.0-0	0	0	0-0	0-0	0.0-0
TOT	5	2	0	2	0.0-0	0	0	0-0	0-0	0.0-0

Tackles.....	1 (2x), last vs. Kent State, 9/20/2025
--------------	--

52 ASHTON BRACEWELL

6-3 • 223 • r-Sophomore • Palm Coast, Fla. • Flagler-Palm Coast

LB

YR.	G	UA	A	TOT	TFL-YDS	PBU	FF	FR	INT	SACKS
2025	2	2	0	2	1.0-1	0	0	0-0	0-0	0.0-0
TOT	2	2	0	2	1.0-1	0	0	0-0	0-0	0.0-0

Tackles.....	2 vs. East Texas A&M, 9/6/2025
Tackles for Loss.....	1.0 vs. East Texas A&M, 9/6/2025



1 SHYHEIM BROWN

DB

6-2 • 201 • r-Senior • Lake City, Fla. • Columbia

YR.	G	UA	A	TOT	TFL-YDS	PBU	FF	FR	INT	SACKS
2021	3	1	2	3	0.0-0	0	0	0-0	0-0	0.0-0
2022	13	19	17	36	2.5-9	2	0	1-0	0-0	1.5-8
2023	14	25	28	53	2.0-10	4	0	1-0	1-0	2.0-10
2024	11	39	31	70	1.0-10	2	0	0-0	0-0	0.0-0
2025	3	-	-	-	-	-	-	-	-	-
TOT	44	84	78	162	5.5-29	8	0	2-0	1-0	3.5-18

Tackles.....13 vs. Georgia Tech, 8/24/2024
Tackles for Loss.....1.5 (2x), last vs. Syracuse, 10/14/2023
Sacks.....1.5 vs. Syracuse, 10/14/2023
Pass Breakups.....2 vs. Florida, 11/25/2022
Blocked Kicks.....1 (3x, two FG, one XP), last at SMU (field goal), 9/28/2024
Fumbles Recovered.....1 (2x), last at Pittsburgh, 11/4/2023
Interceptions.....1 vs. Duke, 10/21/2023

91 TYELAND COLEMAN

DL

6-4 • 309 • Junior • Terry, Miss. • Terry/Northwest Mississippi Community College

YR.	G	UA	A	TOT	TFL-YDS	PBU	FF	FR	INT	SACKS
2025	2	1	1	2	1.0-4	0	0	0	0-0	1.0-4
TOT	2	1	1	2	1.0-4	0	0	0	0-0	1.0-4

Tackles.....2 vs. East Texas A&M, 9/6/2025
Tackles for Loss.....1.0 vs. East Texas A&M, 9/6/2025
Sacks.....1.0 vs. East Texas A&M, 9/6/2025

41 AJ COTTRILL

LB

6-0 • 223 • r-Junior • Tampa, Fla. • Jesuit

YR.	G	UA	A	TOT	TFL-YDS	PBU	FF	FR	INT	SACKS
2022	2	-	-	-	-	-	-	-	-	-
2023	14	4	2	6	0.0-0	0	0	0-0	0-0	0.0-0
2024	12	6	5	11	0.0-0	0	0	0-0	0-0	0.0-0
2025	3	4	3	7	1.5-5	0	0	0-0	0-0	0.5-2
TOT	31	14	10	24	1.5-5	0	0	0-0	0-0	0.5-2

Tackles.....4 vs. East Texas A&M, 9/6/2025
Tackles for Loss.....1.0 vs. Kent State, 9/20/2025
Sacks.....0.5 vs. East Texas A&M, 9/6/2025
Blocked Kicks.....1 (punt) at Duke, 10/18/2024

33 ANTONIO CROMARTIE JR.

DB

6-0 • 188 • Freshman • Atlanta, Ga. • Carrollton

YR.	G	UA	A	TOT	TFL-YDS	PBU	FF	FR	INT	SACKS
2025	2	1	2	3	0.0-0	0	0	0-0	0-0	0.0-0
TOT	2	1	2	3	0.0-0	0	0	0-0	0-0	0.0-0

Tackles.....2 vs. East Texas A&M, 9/6/2025

28 JUSTIN CRYER

LB

6-1 • 238 • Junior • Katy, Texas • Royal

YR.	G	UA	A	TOT	TFL-YDS	PBU	FF	FR	INT	SACKS
2023	13	5	7	12	0.0-0	0	0	0-0	0-0	0.0-0
2024	9	19	13	32	2.0-5	0	0	1-0	1-0	0.0-0
2025	3	5	7	12	2.0-8	0	0	0-0	0-0	0.0-0
TOT	25	29	27	56	4.0-13	0	0	1-0	1-0	0.0-0

Tackles.....7 (2x), last vs. Alabama, 8/30/2025
Tackles for Loss.....2.0 at Duke, 10/18/2024
Fumbles Recovered.....1 at SMU, 9/28/2024
Interceptions.....1 vs. Memphis, 9/14/2024

90 DARRYLL DESIR

DL

6-5 • 262 • Freshman • Miami, Fla. • Norland

YR.	G	UA	A	TOT	TFL-YDS	PBU	FF	FR	INT	SACKS
2025	3	2	2	4	0.0-0	0	0	0-0	0-0	0.0-0
TOT	3	2	2	4	0.0-0	0	0	0-0	0-0	0.0-0

Tackles.....3 vs. Kent State, 9/20/2025

93 MANDRELL DESIR

DL

6-4 • 262 • Freshman • Miami, Fla. • Norland

YR.	G	UA	A	TOT	TFL-YDS	PBU	FF	FR	INT	SACKS
2025	3	5	2	7	2.0-9	0	0	0-0	0-0	1.0-7
TOT	3	5	2	7	2.0-9	0	0	0-0	0-0	1.0-7

Tackles.....4 vs. Alabama, 8/30/2025
Tackles for Loss.....1.0 (2x), last vs. Kent State, 9/20/2025
Sacks.....1.0 vs. Kent State, 9/20/2025

13 DEAMONTAE DIGGS

DL

6-5 • 250 • r-Senior • McKeesport, Pa. • McKeesport Area/Youngstown State/Coastal Carolina

YR.	G	UA	A	TOT	TFL-YDS	PBU	FF	FR	INT	SACKS
2022*	11	5	10	15	4.0-15	1	0	0	0	1.5-9
2023*	13	5	6	11	4.0-34	2	1	0	0	3.5-33
2024**	13	18	16	34	6.5-42	2	0	0	0	5.0-36
2025	3	2	0	2	2.0-7	0	0	0	0	1.0-6
TOT	40	30	32	62	16.5-98	5	1	0	0	11.0-84

Tackles.....7 at Marshall, 11/16/2024**
Tackles for Loss.....2.5 at Illinois State, 11/5/2022*
Pass Breakups.....1 (5x), last at James Madison, 10/10/2024**
Forced Fumbles.....1 vs. Valparaiso, 8/31/2023*
Sacks.....2.0 at Georgia State, 11/30/2024**
**at Youngstown State **at Coastal Carolina*

98 GRANT FIELDER

DL

6-2 • 245 • r-Sophomore • Smyrna, Ga. • Campbell

YR.	G	UA	A	TOT	TFL-YDS	PBU	FF	FR	INT	SACKS
2023	1	0	1	1	0.0-0	0	0	0	0	0.0-0
2024	1	0	1	1	0.0-0	0	0	0	0	0.0-0
2025	2	1	0	1	0.0-0	0	0	0	0	0.0-0
TOT	4	1	2	3	0.0-0	0	0	0	0	0.0-0

Tackles.....1 (3x), last vs. Kent State, 9/20/2025

99 JAMORIE FLAGG

DL

6-3 • 318 • r-Freshman • Miami, Fla. • Booker T. Washington

YR.	G	UA	A	TOT	TFL-YDS	PBU	FF	FR	INT	SACKS
2024	1	0	0	0	0.0-0	1	0	0-0	0-0	0.0-0
2025	2	1	1	2	0.0-0	0	0	0-0	0-0	0.0-0
TOT	3	1	1	2	0.0-0	1	0	0-0	0-0	0.0-0

Tackles.....1 (2x), last vs. Kent State, 9/20/2025
Pass Breakups.....1 vs. Charleston Southern, 11/23/2024

9 OMAR GRAHAM JR

LB

6-1 • 238 • r-Junior • Fort Lauderdale, Fla. • Stranahan

YR.	G	UA	A	TOT	TFL-YDS	PBU	FF	FR	INT	SACKS
2022	3	4	4	8	0.0-0	0	0	0-0	0-0	0.0-0
2023	14	12	11	23	2.0-3	0	0	0-0	0-0	0.0-0
2024	10	20	17	37	3.5-12	3	0	0-0	0-0	1.0-7
2025	3	5	1	6	0.0-0	0	0	0-0	0-0	0.0-0
TOT	30	41	33	74	5.5-15	3	0	0-0	0-0	1.0-7

Tackles.....8 vs. Clemson, 10/5/2024
Tackles for Loss.....1.5 vs. Florida, 11/30/2024
Pass Breakups.....1 (3x), last at Miami, 10/26/2024
Sacks.....1.0 at Miami, 10/26/2024

31 ELIJAH HERRING

LB

6-2 • 231 • Senior • Newnan, Ga. • Riverdale (Tenn.)/Tennessee/Memphis

YR.	G	UA	A	TOT	TFL-YDS	PBU	FF	FR	INT	SACKS
2022*	13	4	7	11	2.5-16	1	0	0-0	0-0	2.0-15
2023*	13	31	49	80	4.0-11	1	0	0-0	0-0	0.5-4
2024**	11	33	27	60	7.5-37	4	2	1-0	2-5	3.5-28
2025	3	3	3	6	1.0-2	0	0	0-0	0-0	1.0-2
TOT	40	71	86	157	15.0-66	6	2	1-0	2-5	7.0-49

Tackles.....10 (2x), last vs. West Virginia (Frisco Bowl), 12/17/2024**
Tackles for Loss.....2.5 vs. Middle Tennessee State, 9/28/2024**
Pass Breakups.....1 (6x), last vs. West Virginia (Frisco Bowl), 12/17/2024**
Forced Fumbles.....1 (2x), last vs. West Virginia (Frisco Bowl), 12/17/2024**
Fumbles Recovered.....1 vs. Troy, 9/7/2024**
Interceptions.....1 (2x), last vs. West Virginia (Frisco Bowl), 12/17/2024**
Sacks.....2.0 vs. Akron, 9/17/2022*
**at Tennessee **at Memphis*

47 DONNY HIEBERT

DB

6-2 • 200 • Junior • Gainesville, Fla. • Buchholz

YR.	G	UA	A	TOT	TFL-YDS	PBU	FF	FR	INT	SACKS
2023	14	3	2	5	0.0-0	0	0	0-0	0-0	0.0-0
2024	12	7	3	10	0.0-0	0	0	0-0	0-0	0.0-0
2025	3	0	3	3	0.0-0	0	0	0-0	0-0	0.0-0
TOT	29	10	8	18	0.0-0	0	0	0-0	0-0	0.0-0

Tackles.....2 (4x), last vs. Kent State, 9/20/2025

43 GAV HOLMAN

LB

6-1 • 23 • r-Freshman • Uniondale, N.Y. • Berkeley Prep (Fla.)

YR.	G	UA	A	TOT	TFL-YDS	PBU	FF	FR	INT	SACKS
2025	2	0	3	3	0.0-0	1	0	0-0	0-0	0.0-0
TOT	2	0	3	3	0.0-0	1	0	0-0	0-0	0.0-0

Tackles.....2 vs. East Texas A&M, 9/6/2025
Pass Breakups.....1 vs. East Texas A&M, 9/6/2025

18 JAMARI HOWARD

DB

6-2 • 197 • r-Freshman • Miami, Fla. • Norland

YR.	G	UA	A	TOT	TFL-YDS	PBU	FF	FR	INT	SACKS
2025	2	0	1	1	0.0-0	1	0	0-0	0-0	0.0-0
TOT	2	0	1	1	0.0-0	1	0	0-0	0-0	0.0-0

Tackles.....1 vs. Kent State, 9/20/2025
Pass Breakups.....1 vs. Kent State, 9/20/2025

6 DARRELL JACKSON JR.

DL

6-5 • 337 • r-Senior • Havana, Fla. • Gadsden County/Maryland/Miami

YR.	G	UA	A	TOT	TFL-YDS	PBU	FF	FR	INT	SACKS
2021*	13	15	7	22	0.0-0	0	0	0-0	0-0	0.0-0
2022**	12	11	16	27	4.5-10	1	0	0-0	0-0	3.0-8
2023	1	1	2	3	0.5-1	0	0	0-0	0-0	0.0-0
2024	12	15	17	32	4.0-23	1	1	0-0	0-0	3.5-23
2025	3	3	5	8	2.0-6	0	0	0-0	0-0	1.0-4
TOT	41	45	47	92	11.0-40	2	1	0-0	0-0	7.5-35

Tackles.....7 vs. North Carolina, 10/8/2022**
Tackles for Loss.....2.0 at Miami, 10/26/2024
Pass Breakups.....1 (2x), last at Duke, 10/18/2024
Fumbles Forced.....1 at Miami, 10/26/2024
Sacks.....2.0 at Miami, 10/26/2024
**at Maryland **at Miami*

97 JAYSON JENKINS

DL

6-6 • 276 • r-Junior • Bordentown, N.J. • Notre Dame HS/Tennessee

YR.	G	UA	A	TOT	TFL-YDS	PBU	FF	FR	INT	SACKS
2022*	1	1	1	2	0.0-0	0	0	0-0	0-0	0.0-0
2023*	6	3	1	4	1.0-1	0	0	0-0	0-0	0.0-0
2024*	13	3	6	9	3.5-18	0	1	0-0	0-0	2.0-14
2025	3	1	2	3	0.0-0	0	0	0-0	0-0	0.0-0
TOT	23	8	10	18	4.5-19	0	1	0-0	0-0	2.0-14



Tackles	2 (4x), last at Vanderbilt, 11/30/2024*
Tackles for Loss	1.5 at Oklahoma, 9/21/2024*
Forced Fumbles	1 at Mississippi State, 11/9/2024*
Sacks	1.0 vs. Mississippi State, 11/9/2024*
Scoring	2 at Oklahoma, 9/21/2024*
*at Tennessee	

44 JADEN JONES DL

6-5 • 257 • r-Senior • Montgomery, Ala. • Park Crossing/Hutchinson (Kan.) CC

YR.	G	UA	A	TOT	TFL-YDS	PBU	FF	FR	SACKS
2023	5	0	2	2	0.0-0	0	0	0-0	0.0-0
2025	3	0	1	1	0.0-0	1	0	0-0	0.0-0
TOT	8	0	3	3	0.0-0	1	0	0-0	0.0-0

Tackles	2 vs. Southern Miss, 9/9/2023
Pass Breakups	1 vs. Alabama, 8/30/2025

16 QUINDARRIUS JONES DB

6-2 • 192 • Junior • Meridian, Miss. • Meridian

YR.	G	UA	A	TOT	TFL-YDS	PBU	FF	FR	INT	SACKS
2023	10	5	1	6	1.0-3	0	0	0-0	0-0	0.0-0
2024	12	6	6	12	1.0-2	3	0	0-0	0-0	0.0-0
2025	3	2	2	4	1.0-4	0	0	0-0	0-0	0.0-0
TOT	25	13	9	22	3.0-9	3	0	0-0	0-0	0.0-0

Tackles	4 vs. Georgia (Orange Bowl), 12/30/2023
Tackles for Loss	1.0 (2x), last vs. Alabama, 8/30/2025
Pass Breakups	3 vs. California, 9/21/2024
Touchdowns	1 (blocked FG return) vs. North Alabama, 11/18/2023

3 EDWIN JOSEPH DB

6-0 • 201 • r-Sophomore • Tamarac, Fla. • Chaminade-Madonna Prep

YR.	G	UA	A	TOT	TFL-YDS	PBU	FF	FR	INT	SACKS
2023	4	1	0	1	0.0-0	2	0	0-0	0-0	0.0-0
2024	12	7	6	13	3.5-19	2	0	0-0	1-12	1.5-15
2025	3	2	3	5	0.0-0	0	0	0-0	0-0	0.0-0
TOT	19	10	9	19	3.5-19	4	0	0-0	1-12	1.5-15

Tackles	3 (2x), last vs. Alabama, 8/30/2025
Tackles for Loss	1.0 (3x), last at Notre Dame, 11/9/2024
Pass Breakups	1 (2x), last vs. Syracuse, 10/14/2023
Interceptions	1 vs. California, 9/21/2024
Sacks	1.0 at Miami, 10/26/2024
Blocked Kicks	1 (field goal) vs. Clemson, 10/5/2024

24 K.J. KIRKLAND DB

6-1 • 204 • r-Sophomore • Jacksonville, Fla. • Raines

YR.	G	UA	A	TOT	TFL-YDS	PBU	FF	FR	INT	SACKS
2023	5	1	2	3	0.0-0	0	0	0-0	0-0	0.0-0
2024	12	27	19	46	1.0-5	2	0	0-0	0-0	0.0-0
2025	3	1	4	5	0.0-0	0	0	0-0	0-0	0.0-0
TOT	20	29	25	54	1.0-5	2	0	0-0	0-0	0.0-0

Tackles	9 vs. Memphis, 9/14/2024
Tackles for Loss	1.0 vs. Memphis, 9/14/2024
Pass Breakups	1 (2x), last at Duke, 10/18/2024

26 RICKY KNIGHT III DB

6-0 • 186 • r-Freshman • West Palm Beach, Fla. • Cardinal Newman

YR.	G	UA	A	TOT	TFL-YDS	PBU	FF	FR	INT	SACKS
2024	1	-	-	-	-	-	-	-	-	-
2025	3	1	0	1	0.0-0	0	0	0-0	0-0	0.0-0
TOT	4	1	0	1	0.0-0	0	0	0-0	0-0	0.0-0

Tackles	1 vs. East Texas A&M, 9/6/2025
---------	--------------------------------

29 CALEB LaVALLEE LB

6-1 • 228 • r-Sophomore • Smyrna, Ga. • Whitefield Academy/North Carolina

YR.	G	UA	A	TOT	TFL-YDS	PBU	FF	FR	INT	SACKS
2023*	4	0	0	0	0.0-0	0	0	0-0	0-0	0.0-0
2024*	11	8	6	14	1.0-2	0	0	0-0	0-0	0.0-0
2025	-	-	-	-	-	-	-	-	-	-
TOT	15	8	6	14	1.0-2	0	0	0-0	0-0	0.0-0

Tackles	9 vs. UConn (Fenway Bowl), 12/28/2024*
Tackles for Loss	1.0 vs. UConn (Fenway Bowl), 12/28/2024*
Blocked Kicks	1 (punt) vs. James Madison, 9/21/2024*
*at North Carolina	

96 TYLON LEE DL

6-4 • 287 • Freshman • Pace, Fla. • Pace

YR.	G	UA	A	TOT	TFL-YDS	PBU	FF	FR	INT	SACKS
2025	2	1	1	2	0.0-0	0	0	0-0	0-0	0.0-0
TOT	2	1	1	2	0.0-0	0	0	0-0	0-0	0.0-0

Tackles	2 vs. East Texas A&M, 9/6/2025
---------	--------------------------------

4 CHARLES LESTER III DB

6-1 • 197 • r-Freshman • Sarasota, Fla. • Riverview

YR.	G	UA	A	TOT	TFL-YDS	PBU	FF	FR	INT	SACKS
2024	4	2	1	3	0.0-0	1	0	0-0	0-0	0.0-0
2025	3	-	-	-	-	-	-	-	-	-
TOT	7	2	1	3	0.0-0	1	0	0-0	0-0	0.0-0

Tackles	2 vs. Charleston Southern, 11/23/2024
Pass Breakups	1 vs. Charleston Southern, 11/23/2024

0 EARL LITTLE JR. DB

6-1 • 199 • r-Junior • Fort Lauderdale, Fla. • American Heritage/Alabama

YR.	G	UA	A	TOT	TFL-YDS	PBU	FF	FR	INT	SACKS
2022*	3	0	0	0	0.0-0	0	0	0-0	0-0	0.0-0
2023*	8	1	1	2	0.0-0	0	0	0-0	0-0	0.0-0
2024	12	10	5	15	1.0-1	0	0	0-0	0-0	1.0-1
2025	3	7	8	15	1.0-2	1	0	0-0	1-48	0.0-0
TOT	26	18	14	32	2.0-3	1	0	0-0	1-48	1.0-1

Tackles	9 vs. Alabama, 8/30/2025
Tackles for Loss	1.0 (2x), last vs. Alabama, 8/30/2025
Sacks	1.0 vs. Boston College, 9/2/2024
Interceptions	1 vs. East Texas A&M, 9/6/2025
Pass Breakups	1 vs. East Texas A&M, 9/6/2025
*at Alabama	

5 DANIEL LYONS DL

6-4 • 302 • r-Junior • Miami, Fla. • Homestead Senior

YR.	G	UA	A	TOT	TFL-YDS	PBU	FF	FR	SACKS
2022	4	1	3	4	0.0-0	0	0	0-0	0.0-0
2023	14	6	10	16	0.0-0	0	0	0-0	0.0-0
2024	12	8	17	25	5.0-14	1	0	0-0	3.0-5
2025	3	1	3	4	1.5-15	0	1	0-0	1.0-15
TOT	33	16	33	49	6.5-29	1	1	0-0	4.0-20

Tackles	5 vs. North Carolina, 11/2/2024
Tackles for Loss	1.5 vs. Boston College, 9/2/2024
Pass Breakups	1 at Notre Dame, 11/9/2024
Forced Fumbles	1 vs. Alabama, 8/30/2025
Sacks	1.5 vs. Boston College, 9/2/2024

8 DeANTE McCRAY DL

6-4 • 287 • r-Junior • Jacksonville, Fla. • Sandalwood/Western Kentucky

YR.	G	UA	A	TOT	TFL-YDS	PBU	FF	FR	INT	SACKS
2022*	3	2	1	3	1.0-3	0	0	0	0	0.0-0
2023*	12	20	22	42	3.5-15	1	1	1	0	1.0-11
2024*	14	22	37	59	3.0-13	0	0	0	0	2.5-11
2025	3	1	2	3	1.5-2	0	0	0	0	0.0-0
TOT	32	45	62	107	9.0-33	1	1	1	0	3.5-22

Tackles	10 at Troy, 9/23/2023*
Tackles for Loss	1.0 (6x), last vs. Alabama, 8/30/2025
Forced Fumbles	1 vs. Sam Houston State, 11/18/2023*
Fumbles Recovered	1 at Ohio State, 9/16/2023*
Sacks	1.0 (3x), last at Louisiana Tech, 11/16/2024*
Blocked Kicks	1 (FG) vs. James Madison (Boca Raton Bowl), 12/18/2024*
*at Western Kentucky	

20 BLAKE NICHELSON LB

6-3 • 224 • Junior • Ripon, Calif. • Manteca

YR.	G	UA	A	TOT	TFL-YDS	PBU	FF	FR	INT	SACKS
2023	14	4	13	17	0.0-0	1	0	0-0	0-0	0.0-0
2024	11	23	29	52	4.0-14	0	0	0-0	0-0	0.5-3
2025	3	3	3	6	2.0-2	1	0	0-0	0-0	0.0-0
TOT	28	30	45	75	6.0-16	2	0	0-0	0-0	0.5-3

Tackles	8 vs. California, 9/21/2024
Tackles for Loss	1.0 (3x), last vs. East Texas A&M, 9/6/2025
Pass Breakups	1 (2x), last vs. Alabama, 8/30/2025
Sacks	0.5 at SMU, 9/28/2024

36 JAYDEN PARRISH LB

6-1 • 232 • r-Freshman • Delray Beach, Fla. • Atlantic

YR.	G	UA	A	TOT	TFL-YDS	PBU	FF	FR	INT	SACKS
2025	2	0	3	3	0.0-0	0	0	0-0	0-0	0.0-0
TOT	2	0	3	3	0.0-0	0	0	0-0	0-0	0.0-0

Tackles	3 vs. East Texas A&M, 9/6/2025
---------	--------------------------------

11 Ja'BRIL RAWLS DB

6-1 • 185 • r-Sophomore • Pensacola, Fla. • Pensacola Catholic

YR.	G	UA	A	TOT	TFL-YDS	PBU	FF	FR	INT	SACKS
2023	3	3	1	4	0.0-0	1	0	0-0	0-0	0.0-0
2024	11	11	3	14	0.0-0	0	0	0-0	0-0	0.0-0
2025	2	5	3	8	0.0-0	1	0	0-0	0-0	0.0-0
TOT	16	19	7	26	0.0-0	2	0	0-0	0-0	0.0-0

Tackles	7 vs. Charleston Southern, 11/23/2024
Pass Breakups	1 (2x), last vs. Alabama, 8/30/2025

21 MAX REDMON DB

6-1 • 196 • Freshman • West Palm Beach, Fla. • Cardinal Newman

YR.	G	UA	A	TOT	TFL-YDS	PBU	FF	FR	INT	SACKS
2025	2	0	3	3	0.0-0	0	0	0-0	0-0	0.0-0
TOT	2	0	3	3	0.0-0	0	0	0-0	0-0	0.0-0

Tackles	3 vs. East Texas A&M, 9/6/2025
---------	--------------------------------

56 KJ SAMPSON DL

6-3 • 318 • r-Sophomore • New Bern, N.C. • New Bern

YR.	G	UA	A	TOT	TFL-YDS	PBU	FF	FR	INT	SACKS
2023	5	2	3	5	0.0-0	0	0	0-0	0-0	0.0-0
2024	11	4	6	10	0.0-0	1	0	0-0	0-0	0.0-0
2025	3	0	3	3	0.5-1	0	0	0-0	0-0	0.0-0
TOT	19	6	12	18	0.5-1	1	0	0-0	0-0	0.0-0

Tackles	6 at Miami, 10/26/2024
Tackles for Loss	0.5 vs. East Texas A&M, 9/6/2025
Pass Breakups	1 at Notre Dame, 11/9/2024

7 STEFON THOMPSON LB

6-1 • 238 • r-Senior • Charlotte, N.C. • Vance/Syracuse/Nebraska

YR.	G	UA	A	TOT	TFL-YDS	PBU	FF	FR	INT	SACKS
2020*	10	25	12	37	7.5-31	0	1	0	0	3.0-18
2021*	12	48	31	79	8.0-40	0	2	0	0	6.0-34
2022*	1	1	2	3	0.5-2	0	0	0	0	0.0-0
2023*	13	27	26	53	4.0-22	0	1	0	0	1.5-15
2024**	11	7	20	27	0.0-0	2	0	1	0	0.0-0
2025	3	2	2	4	1.0-7	0	0	0	0	1.0-7
TOT	50	110	93	203	21.0-102	2	4	1	0	11.5-74

Tackles	10 vs. Pitt, 11/27/2021*
Tackles for Loss	4.0 at Louisville, 11/20/2023*
Pass Breakups	1 (2x), last vs. UCLA, 11/2/2024**
Fumbles Forced	2 vs. Albany, 9/18/2021*
Fumbles Recovered	1 vs. Wisconsin, 11/23/2024**
Sacks	2.0 vs. Albany, 9/18/2021*
*at Syracuse **at Nebraska	



37 CHRISTIAN WHITE DB

5-11 • 178 • r-Junior • Ellenwood, Ga. • Eagle's Landing Christian Academy

YR.	G	UA	A	TOT	TFL-YDS	PBU	FF	FR	INT	SACKS
2022	1	-	-	-	-	-	-	-	-	-
2023	2	-	-	-	-	-	-	-	-	-
2024	2	2	1	3	0.0-0	0	0	0-0	0-0	0.0-0
2025	2	2	0	2	0.0-0	0	0	0-0	0-0	0.0-0
TOT	7	4	1	5	0.0-0	0	0	0-0	0-0	0.0-0

Tackles.....3 vs. Charleston Southern, 11/23/2024

40 AMAREE WILLIAMS DL

6-4 • 236 • Sophomore • North Palm Beach, Fla. • The Benjamin School

YR.	G	UA	A	TOT	TFL-YDS	PBU	FF	FR	INT	SACKS
2024	8	-	-	-	-	-	-	-	-	-
2025	3	0	1	1	0.5-3	0	0	0-0	0-0	0.5-3
TOT	11	0	1	1	0.5-3	0	0	0-0	0-0	0.5-3

Tackles.....1 vs. East Texas AGM, 9/6/2025

Tackles for Loss.....0.5 vs. East Texas AGM, 9/6/2025

Sacks.....0.5 vs. East Texas AGM, 9/6/2025

10 JAMES WILLIAMS DL

6-6 • 259 • r-Junior • Parkville, Mo. • Park Hill South/Iowa Central CC/Nebraska

YR.	G	UA	A	TOT	TFL-YDS	PBU	FF	FR	INT	SACKS
2023*	4	3	1	4	2.0-12	0	0	0	0	2.0-12
2024*	12	9	5	14	5.5-31	0	0	0	0	5.0-29
2025	3	0	5	5	0.5-1	0	0	0	0	0.0-0
TOT	19	12	11	23	8.0-44	0	0	0	0	7.0-41

Tackles.....5 vs. Rutgers, 10/5/2024*

Tackles for Loss.....2.0 (2x), last vs. Rutgers, 10/5/2024*

Sacks.....2.0 (2x), last vs. Rutgers, 10/5/2024*

*at Nebraska

19 JERRY WILSON DB

5-10 • 185 • Senior • Kissimmee, Fla. • Osceola/Syracuse/Houston

YR.	G	UA	A	TOT	TFL-YDS	PBU	FF	FR	INT	SACKS
2022*	13	16	5	21	1.5-6	1	0	0	0-0	0.0-0
2023*	9	13	3	16	1.0-1	5	0	0	1-34	0.0-0
2024**	12	16	8	24	3.5-3	4	0	0	4-62	0.0-0
2025	3	5	1	6	0.0-0	0	0	0	2-1	0.0-0
TOT	37	50	17	67	6.0-10	10	0	0	7-97	0.0-0

Tackles.....10 at Purdue, 9/16/2023*

Tackles for Loss.....1.5 at UConn, 9/10/2022*

Interceptions.....2 vs. Baylor, 11/23/2024**

Pass Breakups.....2 (2x), last at Purdue, 9/16/2023*

Touchdowns.....1 (2x, INT return), last vs. Baylor, 11/23/2024**

*at Syracuse **at Houston

43 MAC CHIUMENTO P

6-4 • 227 • r-Junior • Daytona Beach, Fla. • Seabreeze

PUNTING							
YR.	G	PUNTS	YDS	AVG	LONG	I-20	50+
2022	3	-	-	-	-	-	-
2023	2	-	-	-	-	-	-
2024	2	-	-	-	-	-	-
2025	3	3	125	41.7	43	0	0
TOT	10	3	125	41.7	43	0	0

KICKOFF						
YR.	G	KO	YDS	AVG	TB	OB
2022	3	6	378	63.0	4	0
2023	2	4	252	63.0	1	0
2024	2	-	-	-	-	-
2025	3	-	-	-	-	-
TOT	10	10	630	63.0	5	0

Punts.....3 vs. Alabama, 8/30/2025

Punt Yards.....125 vs. Alabama, 8/30/2025

Longest Punt.....43 vs. Alabama, 8/30/2025

Kickoffs.....5 vs. Florida, 11/25/2022

Touchbacks.....3 vs. Florida, 11/25/2022

42 BRUNNO REUS K

6-0 • 200 • Freshman • Sarasota, Fla. • Venice

KICKING							
YR.	G	FGM	FGA	FG%	LONG	PAT	XP%
2025	2	0	0	-	-	2-2	100.0
TOT	2	0	0	-	-	2-2	100.0

KICKOFF						
YR.	G	KO	YDS	AVG	TB	OB
2025	2	7	470	67.1	7	0
TOT	2	7	470	67.1	7	0

Points Scored.....1 (2x), last vs. Kent State, 9/20/2025

PATs.....1 (2x), last vs. Kent State, 9/20/2025

Kickoffs.....4 vs. East Texas AGM, 9/6/2025

Touchbacks.....4 vs. East Texas AGM, 9/6/2025

22 JAKE WEINBERG K

5-10 • 189 • r-Freshman • Boynton Beach, Fla. • American Heritage

KICKING							
YR.	G	FGM	FGA	FG%	LONG	PAT	XP%
2024	1	1	1	100.0	23	1-1	100.0
2025	3	2	2	100.0	45	22-22	100.0
TOT	4	3	3	100.0	45	23-23	100.0

KICKOFF						
YR.	G	KO	YDS	AVG	TB	OB
2024	1	2	130	65.0	2	0
2025	3	21	1365	65.0	21	0
TOT	4	23	1495	65.0	23	0

Points Scored.....11 vs. Kent State, 9/20/2025

PATs.....10 vs. East Texas AGM, 9/6/2025

FG Made.....1 (3x), last vs. Kent State, 9/20/2025

FG Attempted.....1 (3x), last vs. Kent State, 9/20/2025

Longest Field Goal.....45 vs. Alabama, 8/30/2025

Kickoffs.....8 vs. East Texas AGM, 9/6/2025

Touchbacks.....8 vs. East Texas AGM, 9/6/2025



RUSHING

400+ RUSHING YARDS

FSU: 498 vs. Kent State - school record	2025
Opp: 401, Georgia Tech	2009

300+ RUSHING YARDS

FSU: 498 vs. Kent State - school record	2025
Opp: 372, Georgia (Orange)	2023

200+ RUSHING YARDS

FSU: 498 vs. Kent State - school record	2025
Opp: 235, Florida	2024

100 OR FEWER RUSHING YARDS

FSU: 99 vs. Florida	2024
Opp: 43, Kent State	2025

50 OR FEWER RUSHING YARDS

FSU: 42 vs. North Carolina	2024
Opp: 43, Kent State	2025

NEGATIVE RUSHING YARDS

FSU: -21 vs. Clemson	2018
Opp: -27, Colorado	2007

70+ RUSH ATTEMPTS

FSU: 72 vs. Western Carolina	1985
Opp: 71, LSU	1982

60+ RUSH ATTEMPTS

FSU: 63 at USF	2016
Opp: 60, Oklahoma (Cheez-It)	2022

50+ RUSH ATTEMPTS

FSU: 54 vs. Kent State	2025
Opp: 55, North Carolina	2024

7+ RUSH TOUCHDOWNS

FSU: 8 vs. Kent State - school record	2025
Opp: 7, Louisville	2016

6+ RUSH TOUCHDOWNS

FSU: 8 vs. Kent State - school record	2025
Opp: 7, Louisville	2016

5+ RUSH TOUCHDOWNS

FSU: 8 vs. Kent State - school record	2025
Opp: 5, Georgia (Orange)	2023

4+ RUSH TOUCHDOWNS

FSU: 8 vs. Kent State - school record	2025
Opp: 4, Notre Dame	2024

30+ CARRIES

FSU: 30, Cam Akers at Wake Forest	2019
Opp: 32, Omarion Hampton, North Carolina	2024

200+ RUSHING YARDS

FSU: 200, Trey Benson vs. Virginia Tech	2023
Opp: 202, Dexter Williams, Notre Dame	2018

QB RUSHED FOR 100+ YARDS

FSU: 108, Jordan Travis at NC State	2022
Opp: 127, Malik Cunningham, Louisville	2022

4+ RUSHING TOUCHDOWNS

FSU: 4, Cam Akers vs. Syracuse	2019
Opp: 4, Omarion Hampton, North Carolina	2024

3+ RUSHING TOUCHDOWNS

FSU: 3, Trey Benson at Florida	2023
Opp: 4, Omarion Hampton, North Carolina	2024

2+ PLAYERS WITH 100+ RUSH YARDS

FSU: Treshaun Ward (127), Trey Benson (105), Lawrance Toafili (101) vs. Duquesne	2022
Opp: Jovantae Barnes (108), Gavin Sawchuk (100), Oklahoma (Cheez-It)	2022

5+ PLAYERS SCORED RUSHING TOUCHDOWN

FSU: Gavin Sawchuk (2), Samuel Singleton Jr (2), Tommy Castellanos (2), Micahi Danzy, Kam Davis vs. Kent St.	2025
Opp: Bo Jackson (2), Brent Fullwood, Demetrius Threatt, Reggie Ware, Freddy Weygand, Auburn	1985

PASSING

500+ PASSING YARDS

FSU: 521 vs. Clemson	2000
Opp: 532, Arizona State	1984

400+ PASSING YARDS

FSU: 418 vs. Oklahoma (Cheez-It)	2022
Opp: 407, Boise State	2019

300+ PASSING YARDS

FSU: 368 vs. East Texas A&M	2025
Opp: 303, California	2024

75 OR FEWER PASSING YARDS

FSU: 55 vs. Louisville	2023
Opp: 70, Duke	2024

50+ PASS ATTEMPTS

FSU: 52 vs. Ole Miss	2016
Opp: 52, NC State	2019

30+ COMPLETIONS

FSU: 30 vs. ULM	2019
Opp: 33, Miami	2020

10 OR FEWER COMPLETIONS

FSU: 9 vs. Alabama	2025
FSU: 7, East Texas A&M	2025

6+ PASS TOUCHDOWNS

FSU: 6 vs. East Texas A&M	2025
Opp: Never	

5+ PASS TOUCHDOWNS

FSU: 6 vs. East Texas A&M	2025
Opp: 5, Clemson	2018

4+ PASS TOUCHDOWNS

FSU: 6 vs. East Texas A&M	2025
Opp: 4, Georgia (Orange)	2023

6+ PASSES HAD INTERCEPTED

FSU: 6 at NC State	1998
Opp: 6, Wake Forest	2013

5+ PASSES HAD INTERCEPTED

FSU: 5 vs. Wake Forest	2008
Opp: 6, Wake Forest	2013

COMPLETED PASSES TO 10+ PLAYERS

FSU: 10 vs. Kent State	2025
Opp: 10, Kent State	2025

400+ PASSING YARDS

FSU: 418, Jordan Travis vs. Oklahoma (Cheez-It)	2022
Opp: 407, Hank Bachmeier, Boise State	2019

300+ PASSING YARDS

FSU: 360, Jordan Travis at Pitt	2023
Opp: 303, Fernando Mendoza, California	2024

30+ COMPLETIONS

FSU: 30, James Blackman vs. ULM	2019
Opp: 30, Kyle Trask, Florida	2019

4+ TOUCHDOWN PASSES

FSU: 4, Jordan Travis vs. LSU	2023
Opp: 4, Tyler Van Dyke, Miami	2021

4+ INTERCEPTIONS THROWN

FSU: 4, James Blackman vs. Arizona State (Sun)	2019
Opp: 4, Devlin Hodges, Samford	2018

RECEIVING

10+ RECEPTIONS

FSU: 10, D.J. Matthews at NC State	2018
Opp: 11, Thayer Thomas, NC State	2020

200+ RECEIVING YARDS

FSU: 202, Johnny Wilson vs. Oklahoma (Cheez-It)	2022
Opp: 215, Kelvin McKnight, Samford	2020

3+ RECEIVING TOUCHDOWNS

FSU: 3, Keon Coleman vs. LSU	2023
Opp: 3, James Quick, Louisville	2015

2+ PLAYERS WITH 100+ RECEIVING YARDS

FSU: Keon Coleman (122) & Johnny Wilson (104) vs. LSU	2023
Opp: Kelvin McKnight (215), Andrew Harris (122), Samford	2018

TOTAL OFFENSE

700+ TOTAL OFFENSE

FSU: 775 vs. Kent State	2025
Opp: Never	

600+ TOTAL OFFENSE

FSU: 775 vs. Kent State	2025
Opp: 673, Georgia (Orange)	2023

500+ TOTAL OFFENSE

FSU: 775 vs. Kent State	2025
Opp: 500, North Carolina	2024

RAN 85+ PLAYS

FSU: 89 at Wake Forest	2019
Opp: 85, Wake Forest	2022

500+ YARDS OF TOTAL OFFENSE

FSU: 509, Chris Weinke vs. Clemson	2000
Opp: 532, Jeff Van Raaphorst, Arizona State	1984

400+ YARDS OF TOTAL OFFENSE

FSU: 468, Jordan Travis vs. Oklahoma (Cheez-It)	2022
Opp: 400, Tommy Castellanos, Boston College	2023

SCORING

60+ POINTS

FSU: 66 vs. Kent State	2025
Opp: 63, Georgia (Orange)	2023

50+ POINTS

FSU: 66 vs. Kent State	2025
Opp: 52, Notre Dame	2024

0 POINTS

FSU: vs. Wake Forest	2006
Opp: Boston College	2015

WON BY 45+ POINTS

FSU: 56 vs. Kent State (66-10)	2025
Opp: 49, Notre Dame (52-3)	2024

SCORED ON FIRST DRIVE OF GAME

FSU: TD vs. Kent State	2025
Opp: TD, Alabama	2025



SCORED TD ON FIRST OFFENSIVE PLAY OF GAME

FSU: vs. North Carolina	2020
Opp: Samford	2018

RECORDED A SAFETY

FSU: at SMU	2024
Opp: Florida	2023

TURNOVERS

LOST 6+ TURNOVERS

FSU: 6 at Wake Forest (3 INT, 3 FUM)	2021
Opp: 7, Wake Forest (6 INT, 1 FUM)	2013

LOST 5+ TURNOVERS

FSU: 6 at Wake Forest (3 INT, 3 FUM)	2021
Opp: 5, Samford (4 INT, 1 FUM)	2018

LOST 4+ FUMBLES

FSU: 5 vs. Florida	2024
Opp: 4, USC	1998

THREW 4+ INTERCEPTIONS

FSU: 4 vs. Arizona State (Sun Bowl)	2019
Opp: 4, Samford	2018

LOST GAME WITHOUT A TURNOVER

FSU: at Miami	2024
Opp: Alabama	2025

2+ TURNOVERS RETURNED FOR TD

FSU: at Florida (1 INT, 1 FUM)	2017
Opp: Wake Forest (1 INT, 1 FUM)	2004

TAKEAWAY ON FIRST DRIVE OF GAME

FSU: INT vs. Boston College	2022
Opp: FUM, Memphis	2024

2+ INTERCEPTIONS

FSU: 2, Asante Samuel Jr vs. Georgia Tech	2020
Opp: 2, Kyle Hamilton, Notre Dame	2021

2+ FUMBLES FORCED

FSU: 2, Hamsah Nasirildeen vs. Boise State	2019
Opp: 2, Gerrill Johnson, UMass	2021

2+ FUMBLES RECOVERED

FSU: 2, DeMarcus Walker vs. Florida	2016
Opp: 2, Will Harris, Boston College	2017

INTERCEPTION FOR TOUCHDOWN

FSU: 30 yards, Jarrian Jones vs. Southern Miss	2023
Opp: 79 yards, Luke Talich, Notre Dame	2024

FUMBLE RETURN FOR TOUCHDOWN

FSU: 56 yards, Kalen DeLoach at Clemson	2023
Opp: 8 yards, Khari Johnson, Boston College	2023

DEFENSE

RECORDED 7+ SACKS

FSU: 7 vs. California	2024
Opp: 8, Florida	2024

RECORDED 10+ TACKLES FOR LOSS

FSU: 12 vs. California	2024
Opp: 14, Florida	2024

BROKE UP 10+ PASSES

FSU: 10 vs. Louisville (ACC CG)	2023
Opp: 12, Louisville	2020

4.0+ SACKS

FSU: 4.0, Joshua Kaindoh vs. Delaware State	2017
Opp: 4.0, Brenton Cox Jr, Florida	2021

4.0+ TACKLES FOR LOSS

FSU: 4.5, Braden Fiske vs. Louisville (ACC CG)	2023
Opp: 4.5, Beau Atkinson, North Carolina	2024

15+ TACKLES

FSU: 18, Jammie Robinson at Florida	2021
Opp: 15, Alonzo Saxton, Duke	2017

SPECIAL TEAMS

RETURNED BLOCKED PUNT FOR TD

FSU: vs. UCLA (Emerald Bowl)	2006
Opp: Virginia Tech	2018

BLOCKED PUNT FOR SAFETY

FSU: vs. Colorado	2008
Opp: Clemson	2004

PUNTED 10+ TIMES

FSU: 12 vs. Clemson	2018
Opp: 10, Syracuse	2016

DID NOT PUNT

FSU: vs. Kent State	2025
Opp: Georgia Tech	2010

RECOVERED AN ONSIDE KICK

FSU: vs. Southern Miss	2023
Opp: Charleston Southern	2024

MADE 4+ FIELD GOALS

FSU: 4 at Wake Forest	2017
Opp: 5, Clemson	2024

4+ FIELD GOALS MADE

FSU: 4, Ricky Aguayo at Wake Forest	2017
Opp: 5, Nolan Hauser, Clemson	2024

MADE FIELD GOAL OF 50+ YARDS

FSU: 56 yards, Ryan Fitzgerald vs. North Carolina	2024
Opp: 51 yards, Ryan Coe, California	2024

PUNT OF 70+ YARDS

FSU: 76, Sean Liss at Miami	1996
Opp: 73, Mark Vassett, Louisville	2021

KICKOFF RETURN TOUCHDOWN

FSU: 95 yards, Samuel Singleton Jr. at Duke	2024
Opp: 99 yards, Bhayshul Tuten, Virginia Tech	2023

PUNT RETURN TOUCHDOWN

FSU: 74 yards, D.J. Matthews at Miami	2018
Opp: 69 yards, Jaire Alexander, Louisville	2016

BLOCKED A PUNT

FSU: AJ Cottrill at Duke	2024
Opp: Adon Shuler & Preston Zinter, Notre Dame	2024

BLOCKED A FIELD GOAL

FSU: Patrick Payton vs. Clemson	2024
Edwin Joseph vs. Clemson	2024
Opp: Wesley Williams, Duke	2024

BLOCKED FIELD GOAL RETURN TOUCHDOWN

FSU: 50 yards, Quindarius Jones vs. N. Alabama	2023
Opp: 78 yards, Lance Austin, Georgia Tech	2015

BLOCKED PAT

FSU: Jared Verse vs. North Alabama	2023
Opp: Myles Murphy, Clemson	2021

SCORED 2-POINT CONVERSION

FSU: Landen Thomas rec. vs. Florida	2024
Opp: Brayden Willis rec., Oklahoma (Cheez-It)	2022

MISCELLANEOUS

30+ FIRST DOWNS

FSU: 37 vs. Kent State	2025
Opp: 31, Miami	2024

10 OR FEWER FIRST DOWNS

FSU: 10 vs. North Carolina	2024
Opp: 9, East Texas A&M	2025

15+ PENALTIES

FSU: 16 at NC State	2018
Opp: 18, Boston College	2023

ZERO PENALTIES

FSU: vs. Florida	2024
Opp: The Citadel	2014

100+ PENALTY YARDS

FSU: 115 at Wake Forest	2023
Opp: 131, Boston College	2023

40+ MINUTES OF POSSESSION

FSU: 40:19 at USF	2016
Opp: 40:40, Alabama State	2019

SCORING DRIVE OF 99 YARDS

FSU: 6 plays vs. Boston College	2012
Opp: 11 plays, LSU	2022

TDS ON OFFENSE, DEFENSE & SPECIAL TEAMS

FSU: vs. Delaware State	2017
Opp: Miami	2001

LONG OFFENSIVE PLAYS

60-69 YARD RUN

FSU: 65, Micahi Danzy vs. Kent State	2025
Opp: 65, Montrell Johnson Jr, Florida	2024

70-79 YARD RUN

FSU: 73, Lawrance Toafili vs. Louisville (ACC CG)	2023
Opp: 70, Javian Hawkins, Louisville	2020

80-89 YARD RUN

FSU: 85, Trey Benson vs. Virginia Tech	2023
Opp: 83, Josh Adams, Wake Forest	2007

90-99 YARD RUN

FSU: 94, Dalvin Cook at Wake Forest	2015
Opp: 94, Roger Craig, Nebraska	1981

60-69 YARD PASS

FSU: 64, T. Castellanos to M. Danzy vs. Kent St.	2025
Opp: 62, D. Leary to C. Riley, NC State	2021

70-79 YARD PASS

FSU: 71, L. Kromenhoek to J. Douglas vs. Char. So.	2024
Opp: 75, J. Daniels to B. Thomas, LSU	2023

80-89 YARD PASS

FSU: 82, T. Castellanos to D. Robinson vs. ETAMU	2025
Opp: 85, E. Williams to J. George, Miami	2023

90-99 YARD PASS

FSU: 91, J. Blackman to T. Terry vs. Ariz. State	2019
Opp: 91, J. Blake to L. Fisher, East Carolina	1990



SCORING

	<i>Opponent</i>	<i>Year</i>	<i>Pts</i>
1. Ron Sellers	Wake Forest	1968	30
2. Cam Akers	Syracuse	2019	26
3. Dalvin Cook	Syracuse	2016	24
Dalvin Cook	Clemson	2016	24
Antone Smith	Miami	2008	24
Greg Allen	Louisville	1982	24
Greg Allen	South Carolina	1982	24
Greg Allen	East Carolina	1982	24
Jim Mankins	Texas Tech	1966	24
Fred Biletnikoff	Oklahoma ('65 Orange)	1964	24

RUSHES

	<i>Opponent</i>	<i>Year</i>	<i>Rush</i>
1. Cam Akers	ULM	2019	36
2. Travis Minor	Texas A&M	1998	34
Mike Sellers	Tampa	1950	34
4. Greg Allen	East Carolina	1983	33
5. Greg Allen	Western Carolina	1981	32
Larry Key	Oklahoma State	1977	32
7. Dalvin Cook	Georgia Tech	2014	31
Greg Jones	Miami	2002	31
Greg Allen	LSU	1981	31
10. 8x, last: Cam Akers	Wake Forest	2019	30

RUSHING YARDS

	<i>Opponent</i>	<i>Year</i>	<i>Yds</i>
1. Greg Allen	Western Carolina	1981	322
2. Dalvin Cook	USF	2016	267
3. Dalvin Cook	USF	2015	266
4. Sammie Smith	East Carolina	1987	244
5. Dalvin Cook	Syracuse	2016	225
6. Greg Allen	Arizona State	1984	223
7. Dalvin Cook	Miami	2015	222
8. Sammie Smith	Tulane	1988	212
Victor Floyd	South Carolina	1985	212
10. Sammie Smith	Indiana (All-American)	1986	205

RUSHING TOUCHDOWNS

	<i>Opponent</i>	<i>Year</i>	<i>TD</i>
1. Cam Akers	Syracuse	2019	4
Dalvin Cook	Syracuse	2016	4
Dalvin Cook	Clemson	2016	4
Antone Smith	Miami	2008	4
Greg Allen	Louisville	1982	4
Greg Allen	South Carolina	1982	4
7. 27x, last: Trey Benson	Florida	2023	3

RECEPTIONS

	<i>Opponent</i>	<i>Year</i>	<i>Rec</i>
1. Ron Sellers	South Carolina	1968	16
2. Ron Sellers	Houston	1968	14
Ron Sellers	Wake Forest	1968	14
Ron Sellers	Penn State (Gator)	1967	14
5. Travis Rudolph	Wake Forest	2016	13
Rashad Greene	Virginia	2014	13
Lawrence Dawsey	Miami	1990	13
Ron Sellers	Memphis State	1968	13
Ron Sellers	Alabama	1967	13
Ron Sellers	Virginia Tech	1966	13
Fred Biletnikoff	Oklahoma ('65 Gator)	1964	13

RECEIVING YARDS

	<i>Opponent</i>	<i>Year</i>	<i>Yds</i>
1. Ron Sellers	Wake Forest	1968	260
2. Ron Sellers	South Carolina	1968	259
3. Peter Warrick	Clemson	1997	249
4. Travis Rudolph	Wake Forest	2016	238
5. Ron Sellers	Virginia Tech	1967	229
6. Ron Sellers	Memphis State	1968	218
7. Craphonso Thorpe	Notre Dame	2003	217
8. Ron Sellers	Houston	1968	214
9. Kelvin Benjamin	Florida	2013	212
10. Kez McCorvey	Duke	1994	207

RECEIVING TOUCHDOWNS

	<i>Opponent</i>	<i>Year</i>	<i>TD</i>
1. Ron Sellers	Wake Forest	1968	5
2. Fred Biletnikoff	Oklahoma ('65 Gator)	1964	4
3. 24x, last: Keon Coleman	LSU	2023	3

PASSING ATTEMPTS

	<i>Opponent</i>	<i>Year</i>	<i>Att</i>
1. Danny Kanell	Virginia	1995	67
2. Drew Weatherford	Virginia	2005	59
3. Chris Weinke	Miami	2000	58
Gary Huff	Florida	1972	58
5. Danny Kanell	Florida	1994	53
Charlie Ward	Florida	1993	53
Kim Hammond	Penn State (Gator)	1967	53
Gary Pajcic	Virginia Tech	1966	53
9. Deondre Francois	Ole Miss	2016	52
10. 5x, last: Chris Weinke	Oklahoma ('01 Orange)	2000	51

COMPLETIONS

	<i>Opponent</i>	<i>Year</i>	<i>Comp</i>
1. Danny Kanell	Georgia Tech	1995	41
2. Danny Kanell	Florida	1994	40
3. Charlie Ward	Florida	1993	38
4. Chris Weinke	Duke	2000	37
Kim Hammond	Penn State (Gator)	1967	37
6. Drew Weatherford	Duke	2007	35
Drew Weatherford	Virginia	2005	35
8. Deondre Francois	Ole Miss	2016	33
Christian Ponder	North Carolina	2009	33
10. 4x, last: Drew Weatherford	Boston College	2006	32

PASSING YARDS

	<i>Opponent</i>	<i>Year</i>	<i>Yds</i>
1. Chris Weinke	Duke	2000	536
2. Chris Weinke	Clemson	2000	521
3. Bill Cappleman	Memphis State	1969	508
4. Chris Weinke	Miami	2000	496
5. Peter Tom Willis	Memphis State	1989	482
6. Thad Busby	NC State	1997	463
7. Danny Kanell	Virginia	1995	454
8. Charlie Ward	Florida	1993	446
9. Jameis Winston	Clemson	2013	444
10. Chris Weinke	Georgia Tech	2000	443

PASSING TOUCHDOWNS

	<i>Opponent</i>	<i>Year</i>	<i>TD</i>
1. Chris Weinke	Maryland	1999	6
Peter Tom Willis	Memphis State	1989	6
3. 14x, last: Jameis Winston	Maryland	2013	5

TOTAL OFFENSE

	<i>Opponent</i>	<i>Year</i>	<i>Yds</i>
1. Chris Weinke	Duke	2000	527
2. Chris Weinke	Clemson	2000	509
3. Charlie Ward	Maryland	1992	506
4. Chris Weinke	Miami	2000	496
5. Bill Cappleman	Memphis State	1969	490
6. E.J. Manuel	Clemson	2012	482
7. Deondre Francois	Ole Miss	2016	478
8. Charlie Ward	Florida	1993	475
9. Jordan Travis	Oklahoma (Cheez-It)	2022	468
10. Peter Tom Willis	Memphis State	1989	452

ALL-PURPOSE YARDS

	<i>Opponent</i>	<i>Year</i>	<i>Yds</i>
1. Greg Allen	Western Carolina	1981	417
2. Peter Warrick	Clemson	1997	372
3. Leon Bright	Virginia Tech	1974	340
4. Dalvin Cook	USF	2016	329
5. Larry Key	Texas Tech (Tangerine)	1977	314
6. Dexter Carter	Memphis State	1987	311
7. Barry Smith	Arizona State (Fiesta)	1971	299
8. Dalvin Cook	Miami	2015	269
9. Dalvin Cook	USF	2015	266
10. Ron Sellers	Wake Forest	1968	260

TACKLES

	<i>Opponent</i>	<i>Year</i>	<i>Tck</i>
1. Dale McCullers	Texas A&M	1968	29
2. Dale McCullers	Florida	1968	26
3. Hamsah Nasirildeen	Boston College	2022	22
Roy Bickford	Mississippi Southern	1961	22
5. Jimmy Heggins	Auburn	1976	21
Jimmy Heggins	Kansas State	1976	21
Chuck Elliott	South Carolina	1968	21
Dale McCullers	Texas Tech	1967	21
9. 4x, last: Marvin Jones	Virginia Tech	1990	20

SACKS

	<i>Opponent</i>	<i>Year</i>	<i>Sacks</i>
1. Alonzo Jackson	Louisville	2002	5.0
2. DeMarcus Walker	Ole Miss	2016	4.5
3. Joshua Kaindoh	Delaware State	2017	4.0
Bjoern Werner	Murray State	2012	4.0
Greg Spires	North Carolina	1997	4.0
6. Bjoern Werner	Florida	2012	3.5
Dekoda Watson	Jacksonville State	2009	3.5
Everette Brown	Maryland	2008	3.5
Eric Hayes	Auburn	1989	3.5
10. 30x, last: Patrick Payton	California	2024	3.0



TACKLES FOR LOSS

	Opponent	Year	TFL
1. Garry Futch	LSU	1981	6.0
Dale McCullers	Memphis State	1967	6.0
3. Jermaine Johnson II	Miami	2021	5.0
Bjoern Werner	Murray State	2012	5.0
Alonzo Jackson	Louisville	2002	5.0
Darnell Dockett	Georgia Tech	2001	5.0
David Warren	NC State	2000	5.0
Greg Spires	North Carolina	1997	5.0
Reinard Wilson	Maryland	1996	5.0
Derrick Brooks	Georgia Tech	1992	5.0
Willie Jones	Florida	1978	5.0
Scott Warren	Memphis State	1977	5.0
Ron Simmons	North Texas State	1977	5.0

DEFENSIVE INTERCEPTIONS

	Opponent	Year	INT
1. Mario Edwards Sr.	Wake Forest	1998	4
2. Corey Sawyer	NC State	1992	3
James Thomas	Kansas State	1970	3
Bud Whitehead	Virginia Tech	1959	3
Tommy Brown	Georgia Tech	1952	3
Tommy Brown	Stetson	1952	3
Ralph Chaudron	Tampa	1949	3
8. 86x, last:			
Asante Samuel Jr.	Georgia Tech	2020	2

FIELD GOALS MADE

	Opponent	Year	FGM
1. Ricky Aguayo	Ole Miss	2016	6
2. Roberto Aguayo	Wake Forest	2014	5
Gary Cismesia	Miami	2007	5
Gary Cismesia	Duke	2004	5
Sebastian Janikowski	NC State	1999	5
Sebastian Janikowski	Maryland	1998	5
Bill Capece	Pittsburgh	1980	5
8. 20x, last:			
Ricky Aguayo	Wake Forest	2017	4

FIELD GOAL ATTEMPTS

	Opponent	Year	FGA
1. Frank Fontes	Wake Forest	1970	8
2. Ricky Aguayo	Ole Miss	2016	6
Sebastian Janikowski	Wake Forest	1999	6
Sebastian Janikowski	Maryland	1998	6
Dan Mowrey	Miami	1992	6
Bill Capece	Pittsburgh	1980	6
7. 18x, last:			
Ricky Aguayo	NC State	2017	5

PAT MADE

	Opponent	Year	PAT
1. Ricky Aguayo	Delaware State	2017	11
Roberto Aguayo	Idaho	2013	11
Scott Bentley	NC State	1995	11
4. Jake Weinberg	East Texas A&M	2025	10
Dan Mowrey	Tulane	1992	10
Richie Andrews	Cincinnati	1990	10
Derek Schmidt	Tulane	1987	10
Derek Schmidt	Tulsa	1985	10
9. 8x, last:			
Ryan Fitzgerald	Southern Miss	2023	9

PUNTS

	Opponent	Year	Punts
1. Logan Tyler	Clemson	2018	12
Joe Downey	Houston	1973	12
Bill Cheshire	Florida	1968	12
4. Chris Hall	NC State	2004	11
Joe Downey	South Carolina	1973	11
John Hosack	Baylor	1965	11
7. 6x, last:			
Logan Tyler	Syracuse	2018	10

PUNTING AVERAGE (MIN. 3)

	Opponent	Year	Avg
1. Graham Gano	Kentucky (Music City)	2007	57.00
2. Rohn Stark	Florida	1981	54.83
3. Shawn Powell	Miami	2011	54.80
4. Shawn Powell	Maryland	2011	53.67
5. Bobby Renn	Miami	1956	53.00
6. Cason Beatty	Boston College	2015	52.29
7. Alex Mastromanno	Boston College	2024	52.17
8. Logan Tyler	Duke	2017	52.00
9. Graham Gano	Virginia Tech	2008	51.67
10. Bobby Renn	NC State	1957	51.60

PUNTING YARDS

	Opponent	Year	Yds
1. Logan Tyler	Clemson	2018	499
2. Rohn Stark	Miami	1980	474
3. Joe Downey	Houston	1973	465
4. Chris Hall	NC State	2004	461
5. Logan Tyler	Florida	2018	451
6. John Hosack	Baylor	1965	449
7. Keith Cottrell	Oklahoma ('01 Orange)	2000	447
8. Louis Berry	Miami	1985	430
9. Logan Tyler	Syracuse	2018	426
Sean Liss	Florida	1996	426

PUNT RETURN YARDS

	Opponent	Year	Yds
1. Willie Reid	Penn State ('06 Orange)	2005	180
2. Leon Washington	Wake Forest	2003	159
3. D.J. Matthews	Miami	2018	145
4. D.J. Matthews	Delaware State	2017	138
5. Bobby Jackson	Virginia Tech	1974	137
6. Peter Warrick	Clemson	1997	123
7. Tyler Hunter	Duke	2012	122
8. Tommy Brown	Mississippi College	1950	116
9. Peter Warrick	North Carolina	1999	115
10. Willie Reid	NC State	2004	108

KICK RETURN YARDS

	Opponent	Year	Yds
1. Greg Reid	North Carolina	2010	193
2. Lamarcus Joyner	Clemson	2012	185
3. Leon Bright	Virginia Tech	1974	184
4. Tamarick Vanover	Florida	1992	181
5. Kermit Whitfield	Auburn ('14 BCS Champ.)	2013	172
Michael Ray Garvin	Florida	2008	172
7. Samuel Singleton Jr.	Duke	2024	165
8. Greg Reid	Miami	2010	145
9. Barry Smith	Arizona State (Fiesta)	1971	143
10. Greg Allen	Cincinnati	1982	141

LONGEST RUSHES

	Opponent	Year	Yds
1. Larry Key	Virginia Tech	1976	97t
2. Sammie Smith	Furman	1987	95t
3. Dalvin Cook	Wake Forest	2015	94t
4. Chris Thompson	Miami	2010	90t
5. Jashaun Corbin	Notre Dame	2021	89t
6. Jordan Travis	Pittsburgh	2020	88t
Sean Jackson	Wake Forest	1992	88t
8. Travis Minor	Virginia	1997	87t
9. Trey Benson	Virginia Tech	2023	85t
Cam Akers	Virginia Tech	2018	85
Rock Preston	Duke	1995	85t

LONGEST PASSES/RECEPTIONS

QB/Receiver	Opponent	Year	Yds
1. C. Ponder/R. Owens	North Carolina	2009	98t
C. Weinke/S. Minnis	Clemson	2000	98t
3. J. Jordan/K. Unglaub	Virginia Tech	1976	96t
4. J. Black/R. Thomas	Southern Miss	1976	95t
5. J. Winston/N. O'Leary	Clemson	2013	94
6. C. Ferguson/L. Dawsey	Southern Miss	1988	93t
7. D. Francois/N. Murray	Michigan (Orange)	2016	92t
8. J. Blackman/T. Terry	Arizona State (Sun)	2019	91t
J. Black/K. Unglaub	North Texas State	1976	91t
10. C. Weldon/A. Lee	Tulane	1989	88t
G. Huff/B. Smith	Kansas	1971	88t

LONGEST SPECIAL TEAM/DEFENSIVE TDS

	Opponent	Year	Yds
1. K. Whitfield (KO)	Auburn ('14 BCS Champ.)	2013	100
K. Ross/D. Carter (KO)	Miami	1986	100
D. Sanders (INT)	Tulsa	1985	100
L. Bright (KO)	Virginia Tech	1974	100
B. Moremen/ T.K. Wetherell (KO)	Kentucky	1965	100
6. D. Spann (KO)	Duke	2023	99
F. Biletnikoff (INT)	Miami	1963	99
T. Hewitt (INT)	Stetson	1948	99
9. K. Whitfield (KO)	Wake Forest	2013	98
L. Washington (KO)	Clemson	2002	98
B. Allen (KO)	LSU	1981	98

LONGEST FIELD GOALS

	Opponent	Year	Yds
1. Gary Cismesia	Florida	2007	60
2. Ryan Fitzgerald	Georgia Tech	2024	59
3. Ryan Fitzgerald	North Carolina	2024	56
Dustin Hopkins	Duke	2012	56
Sebastian Janikowski	Wake Forest	1997	56
6. Dustin Hopkins	Clemson	2010	55
7. Ryan Fitzgerald	Memphis	2024	54
Gary Cismesia	Rice	2006	54
Sebastian Janikowski	Florida	1999	54
Derek Schmidt	Miami	1984	54



	ALA	ETAMU	KSU	UVA	UM	PITT	STAN	WF	CLEM	VT	NCST	UF
QB	Castellanos	Castellanos	Castellanos									
RB	R. Williams	Sawchuk	Sawchuk									
WR	Robinson	Robinson	Robinson									
WR	S. White	S. White	Danzy									
WR	Boggs	Boggs	Boggs									
TE	Pittman Jr.	A. Williams	A. Williams									
LT	Hansen	Hansen	Hansen									
LG	Leonard IV	Leonard IV	Leonard IV									
C	Petitbon	Petitbon	Petitbon									
RG	Medley	Medley	Medley									
RT	Pettus	Pettus	Pettus									
DL	J. Williams	J. Williams	J. Williams									
DL	D. Jackson Jr.	D. Jackson Jr.	D. Jackson Jr.									
DL	Lyons	Lyons	Lyons									
LB	Cryer	Cryer	Cryer									
LB	Herring	Herring	Herring									
LB	Graham Jr.	Jenkins (DL)	S. Thompson									
ROV	Little Jr.	Little Jr.	Little Jr.									
CB	Rawls	Q. Jones	Rawls									
S	Barker	Barker	Barker									
S	Joseph	Joseph	Kirkland									
CB	Wilson	Wilson	Wilson									
PK	Weinberg	Weinberg	Weinberg									
SNP	Arnold	Arnold	Arnold									
H	Chiumento	Chiumento	Chiumento									
KO	Weinberg	Weinberg	Weinberg									
P	Chiumento	--	--									

GAME CAPTAINS/COIN TOSS

<i>Opponent</i>	<i>Game Captains</i>	<i>Coin Toss</i>
Alabama	Earl Little Jr, Duce Robinson, Roydell Williams, Darrell Jackson Jr.	FSU won, deferred
East Texas A&M	Earl Little Jr, Duce Robinson, Darrell Jackson Jr., Luke Petitbon	FSU won, deferred
Kent State	Earl Little Jr, Duce Robinson, Darrell Jackson Jr., Luke Petitbon	Kent State won, deferred
Virginia		
Miami		
Pitt		
Stanford		
Wake Forest		
Clemson		
Virginia Tech		
NC State		
Florida		

TOUCHDOWN BREAKDOWN

Total Touchdowns in 2025		24	TDs by Yardage	
	Offensive	24	0-9 Yards	9
	Rushing	17	10-19 Yards	5
	Passing	7	20-39 Yards	3
			40-49 Yards	2
			50-99 Yards	5
Longest Touchdown			TD Drives by Plays	
Duce Robinson 82-yard rec from Tommy Castellanos	vs. ETAMU		0-3 Plays	4
PLAYS: Longest			4-6 Plays	8
12 plays, 78 yards in 4:38	vs. ETAMU		7-9 Plays	7
Gavin Sawchuk 1-yard run			10+ Plays	5
12 plays, 80 yards in 7:32	vs. ETAMU			
Zay Parks 13-yard run			TD Drives by Distance	
PLAYS: Shortest			0-19 Yards	1
1 play, 82 yards in 0:11	vs. ETAMU		20-39 Yards	-
Duce Robinson 82-yard rec from Tommy Castellanos			40-59 Yards	4
YARDS: Longest			60-79 Yards	14
98 yards, 4 plays in 2:13	vs. ETAMU		80-99 Yards	5
Samuel Singleton Jr. 53-yard run				
YARDS: Shortest			TD Drives by Time	
15 yards, 6 plays in 2:04	vs. ETAMU		:00-59	4
Gavin Sawchuk 1-yard run			1:00-1:59	5
TIME: Longest			2:00-2:59	4
7:32, 80 yards in 12 plays	vs. ETAMU		3:00-3:59	5
Zay Parks 13-yard run			4:00+	6
TIME: Shortest				
0:11, 82 yard in 1 play	vs. ETAMU			
Duce Robinson 82-yard rec from Tommy Castellanos				



FLORIDA STATE

SCORING DRIVES

FLORIDA STATE

Opp.	Plays	Yards	TOP	Result	Qtr.	Time	How Scored	QB
ALA	7	75	3:06	TD	1	3:04	Castellanos 9-yd run	Castellanos
ALA	8	65	3:59	TD	2	9:13	Danzy 32-yd run	Castellanos
ALA	9	52	4:39	FG	2	3:44	Weinberg 45-yd FG	Castellanos
ALA	2	68	0:37	TD	3	9:45	Holmes 4-yd run	Castellanos
ALA	10	75	3:43	TD	4	7:17	Sawchuk 14-yd run	Castellanos
ETAM	12	78	4:38	TD	1	8:14	Sawchuk 1-yd run	Castellanos
ETAM	1	82	0:11	TD	1	4:48	Robinson 82-yd rec	Castellanos
ETAM	4	53	0:52	TD	1	2:18	Robinson 42-yd rec	Castellanos
ETAM	6	15	2:04	TD	2	14:57	Sawchuk 1-yd run	Castellanos
ETAM	4	61	1:09	TD	2	11:37	Sawchuk 53-yd rec	Castellanos
ETAM	4	72	1:33	TD	2	7:21	Danzy 53-yd run	Castellanos
ETAM	10	65	5:10	TD	2	0:48	Boggs 3-yd rec	Sperry
ETAM	6	76	2:47	TD	3	12:06	A. Williams 35-yd rec	Sperry
ETAM	3	48	1:15	TD	3	8:57	Kromah 43-yd rec	Sperry
ETAM	4	98	2:13	TD	3	2:13	Singleton 53-yd run	Glenn
ETAM	12	80	7:32	TD	4	1:54	Parks 13-yd run	Grant
KSU	4	65	1:21	TD	1	13:39	Sawchuk 4-yd run	Castellanos
KSU	8	95	3:23	TD	1	8:19	Castellanos 12-yd run	Castellanos
KSU	2	75	0:35	TD	1	7:33	Castellanos 10-yd run	Castellanos
KSU	7	84	2:47	TD	1	3:18	Danzy 64-yd run	Castellanos
KSU	4	47	1:14	TD	1	0:00	Sawchuk 2-yd run	Castellanos
KSU	9	73	4:11	TD	2	2:16	Singleton 15-yd run	Castellanos
KSU	6	47	0:35	FG	2	0:00	Weinberg 25-yd FG	Sperry
KSU	7	75	3:33	TD	3	10:04	Davis 1-yd run	Sperry
KSU	10	58	4:02	TD	3	5:02	Thomas 2-yd rec	Glenn
KSU	7	65	4:21	TD	4	8:20	Singleton 37-yd run	King

OPPONENTS

Opp.	Plays	Yards	TOP	Result	Qtr.	Time	How Scored	QB
ALA	16	75	8:50	TD	1	6:10	Cuevas 2-yd rec	Simpson
ALA	12	53	3:46	FG	3	5:59	Talty 40-yd FG	Simpson
ALA	7	63	3:16	TD	4	11:00	Scott 6-yd rec	Simpson
ETAM	7	49	3:29	FG	4	9:30	Rigby 21-yd FG	Jacobs
KSU	1	75	0:11	TD	1	8:08	Martin 75-yd rec	DeShields
KSU	14	54	7:21	FG	4	12:41	Hryszko 38-yd FG	Good





2025-26 Florida St. Football
Game Results
All games

Page 1/1
as of Sep 21, 2025

Team Results

Date	Opponent		Score	Overall	Conf	Time	Attend
08/30/2025	Alabama	W	31-17	1-0	0-0	3:27	67277
09/06/2025	East Texas A&M	W	77-3	2-0	0-0	3:10	65430
09/20/2025	Kent St.	W	66-10	3-0	0-0	3:43	67277



2025-26 Florida St. Football
Overall Team Statistics
All games

Page 1/2
as of Sep 21, 2025

Team Statistics

	FSU	OPP
Scoring	174	30
Points per game	58.0	10.0
Points Off Turnovers	17	0
First Downs	86	39
Rushing	58	12
Passing	23	21
Penalty	5	6
Rushing Yardage	1089	235
Yards gained rushing	1132	297
Yards lost rushing	43	62
Rushing attempts	154	93
Average per rush	7.1	2.5
Average per game	363.0	78.3
TDs Rushing	17	0
Passing Yardage	797	509
Comp-Att-Int	41-58-1	43-83-3
Average per pass	13.7	6.1
Average per catch	19.4	11.8
Average per game	265.7	169.7
TDs Passing	7	3
Total offense	1886	744
Total plays	212	176
Average per play	8.9	4.2
Average per game	628.7	248.0
Kick returns: #-Yards	3-55	0-0
Punt returns: #-Yards	4-22	0-0
Int returns: #-Yards	3-49	1-29
Kick return average	18.3	0.0
Punt return average	5.5	0.0
Int return average	16.3	29.0
Fumbles-Lost	4-2	2-0
Penalties-Yards	12-134	20-157
Average per game	44.7	52.3
Punts-Yards	3-125	17-731
Average per punt	41.7	43.0
Net punt average	35.0	39.4
Kickoffs-Yards	28-1835	9-575
Average per kick	65.5	63.9
Net kick average	40.5	39.6
Time of possession / game	32:18	27:42
3rd-down conversion	24/36	12/43
3rd-down pct	67%	28%
4th-down conversion	5/6	3/8



2025-26 Florida St. Football
Overall Team Statistics
All games

Page 2/2
as of Sep 21, 2025

	FSU	OPP
4th-down pct	83%	38%
Sacks by-Yards	8-50	2-14
Misc Yards	0	0
Touchdowns scored	24	3
Field goals - attempts	2-2	3-4
On-Side kicks	0-0	0-0
Red-zone scores	(15-16) 94%	(4-5) 80%
Red-zone touchdowns	(14-16) 88%	(2-5) 40%
PAT-attempts	(24-24) 100%	(3-3) 100%
2-point conversion-attempts	(0-0) 0%	(0-0) 0%
Attendance	199984	0
Games / Avg per game	3/66661	0/0
Neutral site games	-	0/0

Score by Periods

Team	1st	2nd	3rd	4th	OT	TOT
Florida St.	63	48	42	21	0	174
Opponents	14	0	3	13	0	30



2025-26 Florida St. Football
Individual Statistics
All games

Page 1/3
as of Sep 21, 2025

Rushing

Player	gp	att	gain	loss	net	avg	td	lg	avg/g
Micahi Danzy	3	5	175	2	173	34.6	3	64	57.7
Samuel Singleton Jr.	3	14	168	0	168	12.0	3	53	56.0
Gavin Sawchuk	3	25	160	0	160	6.4	5	40	53.3
Tommy Castellanos	3	27	155	16	139	5.1	3	17	46.3
Ousmane Kromah	3	16	112	1	111	6.9	0	20	37.0
Zay Parks	3	15	96	1	95	6.3	1	22	31.7
Jaylin Lucas	3	12	89	0	89	7.4	0	26	29.7
Jeremiah Johnson	2	10	55	1	54	5.4	0	16	27.0
Kam Davis	2	6	43	0	43	7.2	1	24	21.5
Brock Glenn	2	3	26	0	26	8.7	0	10	13.0
Kevin Sperry	2	4	23	6	17	4.3	0	18	8.5
Roydell Williams	1	6	14	0	14	2.3	0	5	14.0
Caziah Holmes	2	5	10	1	9	1.8	1	4	4.5
Jaylen King	1	2	6	0	6	3.0	0	6	6.0
Michael Grant	1	1	0	9	-9	-9.0	0	0	-9.0
Team	3	3	0	6	-6	-2.0	0	0	-2.0
Total	3	154	1132	43	1089	7.1	17	64	363.0
Opponents	3	93	297	62	235	2.5	0	22	78.3

Punt Returns

Player	no.	yds	avg	td	lg
Jaylin Lucas	3	18	6.0	0	21
Squirrel White	1	4	4.0	0	4
Total	4	22	5.5	0	21
Opponents	0	0	0.0	0	0

Interceptions

Player	no.	yds	avg	td	lg
Jerry Wilson	2	1	0.5	0	1
Earl Little Jr.	1	48	48.0	0	48
Total	3	49	16.3	0	48
Opponents	1	29	29.0	0	29

Kick Returns

Player	no.	yds	avg	td	lg
Samuel Singleton Jr.	2	33	16.5	0	18
Jaylin Lucas	1	22	22.0	0	22
Total	3	55	18.3	0	22
Opponents	0	0	0.0	0	0

Passing

Player	gp	effic	comp-att-int	pct	yds	td	lg	avg/g
Tommy Castellanos	3	223.1	27-38-1	71.1	594	3	82	198.0
Kevin Sperry	2	251.0	8-10-0	80.0	125	2	43	62.5
Brock Glenn	2	212.2	5-8-0	62.5	64	2	35	32.0
Jaylen King	1	0.0	0-1-0	0.0	0	0	0	0.0
Michael Grant	1	217.6	1-1-0	100.0	14	0	14	14.0
Total	3	222.5	41-58-1	70.7	797	7	82	265.7
Opponents	3	108.0	43-83-3	51.8	509	3	75	169.7

Fumbles Recovered

Player	no.	yds	avg	td	lg
Total	0	0	0.0	0	0
Opponents	2	38	19.0	0	25

Receiving

Player	gp	no.	yds	avg	td	lg	avg/g
Duce Robinson	3	8	199	24.9	2	82	66.3
Micahi Danzy	3	4	126	31.5	0	65	42.0
Jayvan Boggs	3	4	33	8.3	1	12	11.0
Jaylin Lucas	3	3	71	23.7	0	64	23.7
Kam Davis	2	3	46	15.3	0	32	23.0
Ousmane Kromah	3	3	59	19.7	1	43	19.7
Squirrel White	2	2	47	23.5	0	40	23.5
Gavin Sawchuk	3	2	56	28.0	1	53	18.7
Randy Pittman Jr.	1	2	18	9.0	0	14	18.0
Lawayne McCoy	1	2	30	15.0	0	21	30.0
Amaree Williams	3	2	51	25.5	1	35	17.0
Elijah Moore	2	2	33	16.5	0	18	16.5
Landen Thomas	3	1	2	2.0	1	2	0.7
Chase Loftin	3	1	6	6.0	0	6	2.0
Teriq Mallory	2	1	14	14.0	0	14	7.0
Greyson Labiad	2	1	6	6.0	0	6	3.0
Total	3	41	797	19.4	7	82	265.7
Opponents	3	43	509	11.8	3	75	169.7



2025-26 Florida St. Football
Individual Statistics
All games

Page 2/3
as of Sep 21, 2025

Scoring

Player	td	fg	PAT						pts
			kick	rush	rcv	pass	dxp	saf	
Gavin Sawchuk	6	-	-	-	-	-	-	-	36
Jake Weinberg	-	2-2	22-22	-	-	-	-	-	28
Tommy Castellanos	3	-	-	-	-	-	-	-	18
Samuel Singleton Jr.	3	-	-	-	-	-	-	-	18
Micahi Danzy	3	-	-	-	-	-	-	-	18
Duce Robinson	2	-	-	-	-	-	-	-	12
Caziah Holmes	1	-	-	-	-	-	-	-	6
Kam Davis	1	-	-	-	-	-	-	-	6
Landen Thomas	1	-	-	-	-	-	-	-	6
Zay Parks	1	-	-	-	-	-	-	-	6
Amaree Williams	1	-	-	-	-	-	-	-	6
Jayvan Boggs	1	-	-	-	-	-	-	-	6
Ousmane Kromah	1	-	-	-	-	-	-	-	6
Brunno Reus	-	-	2-2	-	-	-	-	-	2
Total	24	2-2	24-24	0	0	0	0	0	174
Opponents	3	3-4	3-3	0	0	0	0	0	30

Total Offense

Player	g	plays	rush	pass	total	avg/g
Tommy Castellanos	3	65	139	594	733	244.3
Micahi Danzy	3	5	173	0	173	57.7
Samuel Singleton Jr.	3	14	168	0	168	56.0
Gavin Sawchuk	3	25	160	0	160	53.3
Kevin Sperry	2	14	17	125	142	71.0
Ousmane Kromah	3	16	111	0	111	37.0
Zay Parks	3	15	95	0	95	31.7
Brock Glenn	2	11	26	64	90	45.0
Jaylin Lucas	3	12	89	0	89	29.7
Jeremiah Johnson	2	10	54	0	54	27.0
Kam Davis	2	6	43	0	43	21.5
Roydell Williams	1	6	14	0	14	14.0
Caziah Holmes	2	5	9	0	9	4.5
Jaylen King	1	3	6	0	6	6.0
Michael Grant	1	2	-9	14	5	5.0
Team	3	0	-6	0	-6	-2.0
Total	3	212	1089	797	1886	628.7
Opponents	3	176	235	509	744	248.0

Field Goals

Player	fg	pct.	01-19	20-29	30-39	40-49	50-99	lg	blk
Jake Weinberg	2-2	100.0	0-0	1-1	0-0	1-1	0-0	45	0
Opponents	3-4	75.0	0-0	1-1	1-1	1-1	0-1	40	0

FG Sequence

Team Name	Florida St.	Opponents
Alabama	(45)	53,(40)
East Texas A&M		(21)
Kent St.	(25)	(38)

Numbers in (parentheses) indicate field goal was made

Punting

Player	no.	yds	avg	lg	tb	fc	i20	50+	blk
Mac Chiumento	3	125	41.7	43	1	1	0	0	0
Total	3	125	41.7	43	1	1	0	0	0
Opponents	17	731	43.0	63	2	2	5	4	0

Kickoffs

Player	no.	yds	avg	tb	ob	retn	net	ydl
Jake Weinberg	21	1365	65.0	21	0			
Brunno Reus	7	470	67.1	7	0			
Total	28	1835	65.5	28	0	0	40.5	24
Opponents	9	575	63.9	4	2	3	39.6	25



2025-26 Florida St. Football
Individual Statistics
All games

Page 3/3
as of Sep 21, 2025

All Purpose

Player	g	rush	rcv	pr	kr	ir	total	avg/g
Micahi Danzy	3	173	126	0	0	0	299	99.7
Gavin Sawchuk	3	160	56	0	0	0	216	72.0
Samuel Singleton Jr.	3	168	0	0	33	0	201	67.0
Jaylin Lucas	3	89	71	18	22	0	200	66.7
Duce Robinson	3	0	199	0	0	0	199	66.3
Ousmane Kromah	3	111	59	0	0	0	170	56.7
Tommy Castellanos	3	139	0	0	0	0	139	46.3
Zay Parks	3	95	0	0	0	0	95	31.7
Kam Davis	2	43	46	0	0	0	89	44.5
Jeremiah Johnson	2	54	0	0	0	0	54	27.0
Squirrel White	2	0	47	4	0	0	51	25.5
Amaree Williams	3	0	51	0	0	0	51	17.0
Earl Little Jr.	3	0	0	0	0	48	48	16.0
Elijah Moore	2	0	33	0	0	0	33	16.5
Jayvan Boggs	3	0	33	0	0	0	33	11.0
Lawayne McCoy	1	0	30	0	0	0	30	30.0
Brock Glenn	2	26	0	0	0	0	26	13.0
Randy Pittman Jr.	1	0	18	0	0	0	18	18.0
Kevin Sperry	2	17	0	0	0	0	17	8.5
Roydell Williams	1	14	0	0	0	0	14	14.0
Teriq Mallory	2	0	14	0	0	0	14	7.0
Caziah Holmes	2	9	0	0	0	0	9	4.5
Jaylen King	1	6	0	0	0	0	6	6.0
Chase Loftin	3	0	6	0	0	0	6	2.0
Greyson Labiad	2	0	6	0	0	0	6	3.0
Landen Thomas	3	0	2	0	0	0	2	0.7
Jerry Wilson	3	0	0	0	0	1	1	0.3
Michael Grant	1	-9	0	0	0	0	-9	-9.0
Team	3	-6	0	0	0	0	-6	-2.0
Total	3	1089	797	22	55	49	2012	670.7
Opponents	3	235	509	0	0	29	773	257.7



2025-26 Florida St. Football
Overall Defense Statistics
All games

Page 1/2
as of Sep 21, 2025

Team Defense

			Tackles				Sacks	Pass defense			Fumbles		blkd	
##	Player	gp	ua	a	tot	tfl/yds	no-yds	int-yds	brup	qbh	fr-yds	ff	kick	saf
0	Earl Little Jr.	3	7	8	15	1-2	.	1-48	1
28	Justin Cryer	3	5	7	12	2-8
11	Ja'Bril Rawls	2	5	3	8	.	.	.	1
6	Darrell Jackson Jr.	3	3	5	8	2-6	1-4
27	Ashlynd Barker	3	6	2	8	.	.	.	2
93	Mandrell Desir	3	5	2	7	2-9	1-7
41	AJ Cottrill	3	4	3	7	1.5-5	0.5-2	.	.	1
9	Omar Graham Jr.	3	5	1	6
19	Jerry Wilson	3	5	1	6	.	.	2-1
31	Elijah Herring	3	3	3	6	1-2	1-2
20	Blake Nichelson	3	3	3	6	2-2	.	.	1	1
24	K.J. Kirkland	3	1	4	5
10	James Williams	3	.	5	5	0.5-1	.	.	.	2
3	Edwin Joseph	3	2	3	5
7	Stefon Thompson	3	2	2	4	1-7	1-7
90	Darryll Desir	3	2	2	4
16	Quindarrius Jones	3	2	2	4	1-4
5	Daniel Lyons	3	1	3	4	1.5-15	1-15	.	.	2	.	1	.	.
97	Jayson Jenkins	3	1	2	3
8	Deante McCray	3	1	2	3	1.5-2
33	Antonio Cromartie Jr	2	1	2	3
47	Donny Hiebert	3	.	3	3
56	KJ Sampson	3	.	3	3	0.5-1
21	Max Redmon	2	.	3	3
36	Jayden Parrish	2	.	3	3
43	Gav Holman	2	.	3	3	.	.	.	1
91	Tyeland Coleman	2	1	1	2	1-4	1-4
96	Tylon Lee	2	1	1	2
15	Shamar Arnoux	2	.	2	2
99	Jamorie Flagg	2	1	1	2
52	Ashton Bracewell	2	2	.	2	1-1
37	Christian White	2	2	.	2
13	Deamontae Diggs	3	2	.	2	2-7	1-6
26	Ricky Knight III	3	1	.	1
40	Amaree Williams	3	.	1	1	0.5-3	0.5-3
18	Jamari Howard	2	.	1	1	.	.	.	1
14	Cai Bates	2	1	.	1
98	Grant Fielder	2	1	.	1
79	Lucas Simmons	3	.	1	1
65	André Otto	3	.	1	1
44	Jaden Jones	3	.	1	1	.	.	.	1



2025-26 Florida St. Football
Overall Defense Statistics
All games

Page 2/2
as of Sep 21, 2025

			Tackles				Sacks	Pass defense			Fumbles		blkd	
##	Player	gp	ua	a	tot	tfl/yds	no-yds	int-yds	brup	qbh	fr-yds	ff	kick	saf
1	Tommy Castellanos	3	1	.	1
Totals		3	77	90	167	22-79	8-50	3-49	8	6	0-0	1	0	0
Opponents		3	115	102	217	11-37	2-14	1-29	3	2	2-38	2	0	0



2025-26 Florida St. Football
Team Game-by-Game
All games

Page 1/1
as of Sep 21, 2025

Date	Opponent	Rushing				Receiving				Passing				Kick Returns				Punt Returns				tot off
		no.	yds	td	lg	no.	yds	td	lg	cmp-att-int	yds	td	lg	no.	yds	td	lg	no.	yds	td	lg	
08/30/2025	Alabama	49	230	4	32	9	152	0	64	9-14-0	152	0	64	1	15	0	15	1	3	0	3	382
09/06/2025	East Texas A&M	51	361	5	53	16	368	6	82	16-20-0	368	6	82	2	40	0	22	2	25	0	21	729
09/20/2025	Kent St.	54	498	8	64	16	277	1	65	16-24-1	277	1	65	0	0	0	0	1	-6	0	0	775
Florida St.		154	1089	17	64	41	797	7	82	41-58-1	797	7	82	3	55	0	22	4	22	0	21	1886
Opponents		93	235	0	22	43	509	3	75	43-83-3	509	3	75	0	0	0	0	0	0	0	0	744

Florida St. Averages

Games	Avg/ rush	Avg/ catch	Pass effic	KR avg	PR avg	All purpose avg/game	Total offense avg/game
3	7.1	19.4	222.5	18.3	5.5	670.7	628.7

Date	Opponent	Tackles				Sacks	Fumble		Pass Defense			blkd	PAT attempts			off		
		ua	a	total	tfl-yds	no-yds	ff	fr-yds	int-yds	qbh	brup	kick	kick	rush	rcv	saf	t/o	pts
08/30/2025	Alabama	29	28	57	7.0-37	3-28	1	0-0	0-0	5	5	0	4-4	0	0	0	0	31
09/06/2025	East Texas A&M	26	30	56	9.0-20	3-13	0	0-0	2-48	0	2	0	11-11	0	0	0	14	77
09/20/2025	Kent St.	22	32	54	6.0-22	2-9	0	0-0	1-1	1	1	0	9-9	0	0	0	3	66
Florida St.		77	90	167	22.0-79	8-50	1	0-0	3-49	6	8	0	24-24	0	0	0	17	174
Opponents		115	102	217	11.0-37	2-14	2	2-38	1-29	2	3	0	3-3	0	0	0	0	30

		Punting										Field Goals			Kickoffs				
Date	Opponent	no.	yds	avg	long	blkd	tb	fc	50+	i20	md-att	long	blkd	no.	yds	avg	tb	ob	
08/30/2025	Alabama	3	125	41.7	43	0	1	1	0	0	1-1	45	0	6	390	65.0	6	0	
09/06/2025	East Texas A&M	0	0	0.0	0	0	0	0	0	0	0-0	0	0	12	795	66.3	12	0	
09/20/2025	Kent St.	0	0	0.0	0	0	0	0	0	0	1-1	25	0	10	650	65.0	10	0	
Florida St.		3	125	41.7	43	0	1	1	0	0	2-2	45	0	28	1835	65.5	28	0	
Opponents		17	731	43.0	63	0	2	2	4	5	3-4	40	0	9	575	63.9	4	2	



2025-26 Florida St. Football
Opponents Game-by-Game
All games

Page 1/1
as of Sep 21, 2025

Date	Opponent	Rushing				Receiving				Passing				Kick Returns				Punt Returns				tot off
		no.	yds	td	lg	no.	yds	td	lg	cmp-att-int	yds	td	lg	no.	yds	td	lg	no.	yds	td	lg	
08/30/2025	Alabama	29	87	0	13	23	254	2	37	23-43-0	254	2	37	0	0	0	0	0	0	0	0	341
09/06/2025	East Texas A&M	36	105	0	22	7	92	0	24	7-13-2	92	0	24	0	0	0	0	0	0	0	0	197
09/20/2025	Kent St.	28	43	0	8	13	163	1	75	13-27-1	163	1	75	0	0	0	0	0	0	0	0	206
Opponents		93	235	0	22	43	509	3	75	43-83-3	509	3	75	0	0	0	0	0	0	0	0	744
Florida St.		154	1089	17	64	41	797	7	82	41-58-1	797	7	82	3	55	0	22	4	22	0	21	1886

Opponents Averages

Games	Avg/ rush	Avg/ catch	Pass effic	KR avg	PR avg	All purpose avg/game	Total offense avg/game
3	2.5	11.8	108.0	0.0	0.0	257.7	248.0

Date	Opponent	Tackles				Sacks	Fumble	Pass Defense			blkd	PAT attempts			off			
		ua	a	total	tfl-yds	no-yds	ff	fr-yds	int-yds	qbh	brup	kick	kick	rush	rcv	saf	t/o	pts
08/30/2025	Alabama	32	26	58	3.0-11	0-0	0	1-13	0-0	2	0	0	2-2	0	0	0	0	17
09/06/2025	East Texas A&M	42	38	80	5.0-17	1-9	2	1-25	0-0	0	1	0	0-0	0	0	0	0	3
09/20/2025	Kent St.	41	38	79	3.0-9	1-5	0	0-0	1-29	0	2	0	1-1	0	0	0	0	10
Opponents		115	102	217	11.0-37	2-14	2	2-38	1-29	2	3	0	3-3	0	0	0	0	30
Florida St.		77	90	167	22.0-79	8-50	1	0-0	3-49	6	8	0	24-24	0	0	0	17	174

		Punting										Field Goals			Kickoffs				
Date	Opponent	no.	yds	avg	long	blkd	tb	fc	50+	i20	md-att	long	blkd	no.	yds	avg	tb	ob	
08/30/2025	Alabama	3	144	48.0	54	0	1	0	2	0	1-2	40	0	4	260	65.0	3	0	
09/06/2025	East Texas A&M	7	281	40.1	52	0	0	1	1	2	1-1	21	0	2	126	63.0	0	0	
09/20/2025	Kent St.	7	306	43.7	63	0	1	1	1	3	1-1	38	0	3	189	63.0	1	2	
Opponents		17	731	43.0	63	0	2	2	4	5	3-4	40	0	9	575	63.9	4	2	
Florida St.		3	125	41.7	43	0	1	1	0	0	2-2	45	0	28	1835	65.5	28	0	



2025-26 Florida St. Football
Team Game Highs
All games

Page 1/1
as of Sep 21, 2025

Florida St. - Game Highs

RUSHES	54	Kent St. (09/20/2025)
YARDS RUSHING	498	Kent St. (09/20/2025)
YARDS PER RUSH	9.2	Kent St. (09/20/2025)
TD RUSHES	8	Kent St. (09/20/2025)
PASS ATTEMPTS	24	Kent St. (09/20/2025)
PASS COMPLETIONS	16	Kent St. (09/20/2025)
	16	East Texas A&M (09/06/2025)
YARDS PASSING	368	East Texas A&M (09/06/2025)
YARDS PER PASS	18.4	East Texas A&M (09/06/2025)
TD PASSES	6	East Texas A&M (09/06/2025)
TOTAL PLAYS	78	Kent St. (09/20/2025)
TOTAL OFFENSE	775	Kent St. (09/20/2025)
YARDS PER PLAY	10.3	East Texas A&M (09/06/2025)
POINTS	77	East Texas A&M (09/06/2025)
SACKS BY	3	East Texas A&M (09/06/2025)
	3	Alabama (08/30/2025)
FIRST DOWNS	37	Kent St. (09/20/2025)
PENALTIES	5	Kent St. (09/20/2025)
PENALTY YARDS	59	Kent St. (09/20/2025)
TURNOVERS	1	Kent St. (09/20/2025)
	1	East Texas A&M (09/06/2025)
	1	Alabama (08/30/2025)
PUNTS	3	Alabama (08/30/2025)
PUNTING AVG	41.7	Alabama (08/30/2025)
LONG PUNT	43	Alabama (08/30/2025)
PUNTS INSIDE 20	0	Kent St. (09/20/2025)
	0	East Texas A&M (09/06/2025)
	0	Alabama (08/30/2025)
LONG PUNT RETURN	21	East Texas A&M (09/06/2025)



2025-26 Florida St. Football
Opponent Match Highs
All games

Page 1/1
as of Sep 21, 2025

Opponent - Game Highs

RUSHES	36	East Texas A&M (09/06/2025)
YARDS RUSHING	105	East Texas A&M (09/06/2025)
YARDS PER RUSH	3.0	Alabama (08/30/2025)
TD RUSHES	0 0 0	Kent St. (09/20/2025) East Texas A&M (09/06/2025) Alabama (08/30/2025)
PASS ATTEMPTS	43	Alabama (08/30/2025)
PASS COMPLETIONS	23	Alabama (08/30/2025)
YARDS PASSING	254	Alabama (08/30/2025)
YARDS PER PASS	7.1	East Texas A&M (09/06/2025)
TD PASSES	2	Alabama (08/30/2025)
TOTAL PLAYS	72	Alabama (08/30/2025)
TOTAL OFFENSE	341	Alabama (08/30/2025)
YARDS PER PLAY	4.7	Alabama (08/30/2025)
POINTS	17	Alabama (08/30/2025)
SACKS BY	1 1	Kent St. (09/20/2025) East Texas A&M (09/06/2025)
FIRST DOWNS	18	Alabama (08/30/2025)
PENALTIES	8	Alabama (08/30/2025)
PENALTY YARDS	70	Alabama (08/30/2025)
TURNOVERS	2	East Texas A&M (09/06/2025)
PUNTS	7 7	Kent St. (09/20/2025) East Texas A&M (09/06/2025)
PUNTING AVG	48.0	Alabama (08/30/2025)
LONG PUNT	63	Kent St. (09/20/2025)
PUNTS INSIDE 20	3	Kent St. (09/20/2025)
LONG PUNT RETURN	0 0 0	Kent St. (09/20/2025) East Texas A&M (09/06/2025) Alabama (08/30/2025)



2025-26 Florida St. Football
Individual Game Highs
All games

Page 1/1
as of Sep 21, 2025

Florida St. - Individual Game Highs

RUSHES	16	Tommy Castellanos vs Alabama (08/30/2025)
YARDS RUSHING	97	Gavin Sawchuk vs Kent St. (09/20/2025)
TD RUSHES	2 2 2 2	Tommy Castellanos vs Kent St. (09/20/2025) Gavin Sawchuk vs Kent St. (09/20/2025) Samuel Singleton Jr. vs Kent St. (09/20/2025) Gavin Sawchuk vs East Texas A&M (09/06/2025)
LONG RUSH	64	Micahi Danzy vs Kent St. (09/20/2025)
PASS ATTEMPTS	14	Tommy Castellanos vs Alabama (08/30/2025)
PASS COMPLETIONS	10	Tommy Castellanos vs Kent St. (09/20/2025)
YARDS PASSING	237	Tommy Castellanos vs East Texas A&M (09/06/2025)
TD PASSES	3	Tommy Castellanos vs East Texas A&M (09/06/2025)
LONG PASS	82	Tommy Castellanos vs East Texas A&M (09/06/2025)
RECEPTIONS	5	Duce Robinson vs East Texas A&M (09/06/2025)
YARDS RECEIVING	173	Duce Robinson vs East Texas A&M (09/06/2025)
TD RECEPTIONS	2	Duce Robinson vs East Texas A&M (09/06/2025)
LONG RECEPTION	82	Duce Robinson vs East Texas A&M (09/06/2025)
PUNTS	3	Mac Chiumento vs Alabama (08/30/2025)
PUNTING AVG	41.7	Mac Chiumento vs Alabama (08/30/2025)
LONG PUNT	43	Mac Chiumento vs Alabama (08/30/2025)
PUNTS INSIDE 20	none	
LONG PUNT RETURN	21	Jaylin Lucas vs East Texas A&M (09/06/2025)
LONG KICKOFF RETURN	22	Jaylin Lucas vs East Texas A&M (09/06/2025)
TACKLES	9	Earl Little Jr. vs Alabama (08/30/2025)
SACKS	1 1 1 1 1 1 1	Elijah Herring vs Kent St. (09/20/2025) Mandrell Desir vs Kent St. (09/20/2025) Darrell Jackson Jr. vs East Texas A&M (09/06/2025) Tyeland Coleman vs East Texas A&M (09/06/2025) Stefon Thompson vs Alabama (08/30/2025) Deamontae Diggs vs Alabama (08/30/2025) Daniel Lyons vs Alabama (08/30/2025)
TACKLES FOR LOSS	1.5	Darrell Jackson Jr. vs East Texas A&M (09/06/2025)



2025-26 Florida St. Football
Opponent Individual Match Highs
All games

Page 1/1
as of Sep 21, 2025

Opponent - Individual Game Highs

RUSHES	14	Gavin Garcia vs Kent St. (09/20/2025)
YARDS RUSHING	40	Gavin Garcia vs Kent St. (09/20/2025)
TD RUSHES	none	
LONG RUSH	22	Major McBride vs East Texas A&M (09/06/2025)
PASS ATTEMPTS	43	Ty Simpson vs Alabama (08/30/2025)
PASS COMPLETIONS	23	Ty Simpson vs Alabama (08/30/2025)
YARDS PASSING	254	Ty Simpson vs Alabama (08/30/2025)
TD PASSES	2	Ty Simpson vs Alabama (08/30/2025)
LONG PASS	75	Dru DeShields vs Kent St. (09/20/2025)
RECEPTIONS	8	Germie Bernard vs Alabama (08/30/2025)
YARDS RECEIVING	146	Germie Bernard vs Alabama (08/30/2025)
TD RECEPTIONS	1 1 1	DaShawn Martin vs Kent St. (09/20/2025) Josh Cuevas vs Alabama (08/30/2025) Rico Scott vs Alabama (08/30/2025)
LONG RECEPTION	75	DaShawn Martin vs Kent St. (09/20/2025)
FIELD GOALS	1 1 1	Will Hryszko vs Kent St. (09/20/2025) Ozlo Rigby vs East Texas A&M (09/06/2025) Conor Talty vs Alabama (08/30/2025)
LONG FIELD GOALS	40	Conor Talty vs Alabama (08/30/2025)
PUNTS	7 7	Charlie Durkin vs Kent St. (09/20/2025) Ben Mehan vs East Texas A&M (09/06/2025)
PUNTING AVG	48.0	Blake Doud vs Alabama (08/30/2025)
LONG PUNT	63	Charlie Durkin vs Kent St. (09/20/2025)
PUNTS INSIDE 20	3	Charlie Durkin vs Kent St. (09/20/2025)
LONG PUNT RETURN	none	
LONG KICKOFF RETURN	none	
TACKLES	13	Koby-Sebasyen King vs East Texas A&M (09/06/2025)
SACKS	1 1	Amon Williams vs Kent St. (09/20/2025) Kaleb Miles vs East Texas A&M (09/06/2025)
TACKLES FOR LOSS	1.5	Koby-Sebasyen King vs East Texas A&M (09/06/2025)
INTERCEPTIONS	1	CJ Young vs Kent St. (09/20/2025)



2025-26 Florida St. Football
Games Played
All games

Page 1/2
as of Sep 21, 2025

##	Player	GP-GS	UA	ETAMU	KentSt
0	Earl Little Jr.	3/3	START	START	START
0	Duce Robinson	3/3	START	START	START
1	Shyheim Brown	3/0	XXX	XXX	XXX
1	Tommy Castellanos	3/3	START	START	START
3	Edwin Joseph	3/2	START	START	XXX
3	Kam Davis	2/0	...	XXX	XXX
4	Squirrel White	2/2	START	START	...
4	Charles Lester III	3/0	XXX	XXX	XXX
5	Roydell Williams	1/1	START
5	Daniel Lyons	3/3	START	START	START
6	Gavin Blackwell	2/0	...	XXX	XXX
6	Darrell Jackson Jr.	3/3	START	START	START
7	Stefon Thompson	3/1	XXX	XXX	START
7	Lawayne McCoy	1/0	XXX
8	Deante McCray	3/0	XXX	XXX	XXX
9	Omar Graham Jr.	3/1	START	XXX	XXX
9	Kevin Sperry	2/0	...	XXX	XXX
10	James Williams	3/3	START	START	START
10	BJ Gibson	3/0	XXX	XXX	XXX
11	Brock Glenn	2/0	...	XXX	XXX
11	Ja'Bril Rawls	2/2	START	...	START
12	Jaylin Lucas	3/0	XXX	XXX	XXX
12	Michael Grant	1/0	...	XXX	...
13	Deamontae Diggs	3/0	XXX	XXX	XXX
13	Randy Pittman Jr.	1/1	START
14	Jaylen King	1/0	XXX
14	Cai Bates	2/0	...	XXX	XXX
15	Shamar Arnoux	2/0	...	XXX	XXX
15	Jayvan Boggs	3/3	START	START	START
16	Quindarius Jones	3/1	XXX	START	XXX
16	Gavin Markey	1/0	...	XXX	...
18	Jamari Howard	2/0	...	XXX	XXX
18	Landen Thomas	3/0	XXX	XXX	XXX
19	Jerry Wilson	3/3	START	START	START
19	Micahi Danzy	3/1	XXX	XXX	START
20	Blake Nichelson	3/0	XXX	XXX	XXX
21	Zay Parks	3/0	XXX	XXX	XXX
21	Max Redmon	2/0	...	XXX	XXX
22	Jake Weinberg	3/0	XXX	XXX	XXX
22	Zae Thomas	2/0	...	XXX	XXX
23	Chase Loftin	3/0	XXX	XXX	XXX
24	K.J. Kirkland	3/1	XXX	XXX	START
26	Caziah Holmes	2/0	XXX	XXX	...
26	Ricky Knight III	3/0	XXX	XXX	XXX
27	Gavin Sawchuk	3/2	XXX	START	START
27	Ashlynd Barker	3/3	START	START	START
28	Justin Cryer	3/3	START	START	START
28	Samuel Singleton Jr.	3/0	XXX	XXX	XXX
29	Caleb LaVallee	0/0
30	Jeremiah Johnson	2/0	...	XXX	XXX
30	Jarvis Boatwright Jr.	2/0	...	XXX	XXX
31	Elijah Herring	3/3	START	START	START
32	Mason Arnold	3/0	XXX	XXX	XXX
32	Ousmane Kromah	3/0	XXX	XXX	XXX
33	Antonio Cromartie Jr	2/0	...	XXX	XXX
35	Ethan Pritchard	0/0
36	Jayden Parrish	2/0	...	XXX	XXX
37	Christian White	2/0	...	XXX	XXX
38	Ethan Post	2/0	...	XXX	XXX
40	Amaree Williams	3/2	XXX	START	START



2025-26 Florida St. Football
Games Played
All games

Page 2/2
as of Sep 21, 2025

##	Player	GP-GS	UA	ETAMU	KentSt
41	AJ Cottrill	3/0	XXX	XXX	XXX
42	Brunno Reus	2/0	...	XXX	XXX
43	Mac Chimento	3/0	XXX	XXX	XXX
43	Gav Holman	2/0	...	XXX	XXX
44	Jaden Jones	3/0	XXX	XXX	XXX
45	Luke Douglas	2/0	...	XXX	XXX
47	Donny Hiebert	3/0	XXX	XXX	XXX
51	Luke Petitbon	3/3	START	START	START
52	Ashton Bracewell	2/0	...	XXX	XXX
52	Chavez Thompson	2/0	...	XXX	XXX
53	Brandon Torres	1/0	XXX
53	Alex Nocco	0/0
54	Chastan Brown	0/0
55	Gunnar Hansen	3/3	START	START	START
55	Kevin Wynn	0/0
56	KJ Sampson	3/0	XXX	XXX	XXX
56	Tye Hylton	0/0
57	Micah Pettus	3/3	START	START	START
60	Peyton Naylor	2/0	...	XXX	XXX
63	Mario Nash Jr	0/0
64	Jacob Rizy	3/0	XXX	XXX	XXX
65	André Otto	3/0	XXX	XXX	XXX
67	Richie Leonard IV	3/3	START	START	START
70	Manasse Itete	1/0	...	XXX	...
71	Ja'Elyne Matthews	0/0
72	Josh Raymond	2/0	...	XXX	XXX
74	Jonathan Daniels	2/0	...	XXX	XXX
75	Sean Poret	0/0
76	Adrian Medley	3/3	START	START	START
78	Jayden Todd	3/0	XXX	XXX	XXX
79	Lucas Simmons	3/0	XXX	XXX	XXX
81	Elijah Moore	2/0	...	XXX	XXX
82	Teriq Mallory	2/0	...	XXX	XXX
83	Tae'Shaun Gelsey	2/0	...	XXX	XXX
85	Willy Suarez	2/0	...	XXX	XXX
87	Markeston Douglas	3/0	XXX	XXX	XXX
88	Camdon Frier	2/0	...	XXX	XXX
89	Greyson Labiad	2/0	...	XXX	XXX
90	Darryll Desir	3/0	XXX	XXX	XXX
91	Tyeland Coleman	2/0	...	XXX	XXX
93	Mandrell Desir	3/0	XXX	XXX	XXX
94	L A Jessie Harrold	0/0
96	Tylon Lee	2/0	...	XXX	XXX
97	Jayson Jenkins	3/1	XXX	START	XXX
98	Grant Fielder	2/0	...	XXX	XXX
99	Jamorie Flagg	2/0	...	XXX	XXX



2025-26 Florida St. Football
Red-Zone Results
All games

Page 1/1
as of Sep 21, 2025

Florida St. Inside Opponent Red-Zone

Date	Opponent	Score	Times	Times	Total			Rush	Pass	FGs	Failed to score inside RZ					
			In RZ	Scored	Pts	TDs	TDs	TDs	TDs	Made	FGA	Down	Int	Fumb	Half	Game
08/30/2025	Alabama	W 31-17	3	3	21	3	3	0	0	0	0	0	0	0	0	0
09/06/2025	East Texas A&M	W 77-3	5	4	28	4	3	1	0	0	0	0	0	1	0	0
09/20/2025	Kent St.	W 66-10	8	8	52	7	6	1	1	1	1	0	0	0	0	0
Totals 15 of 16 (93.8%)			16	15	101	14	12	2	1	1	1	0	0	1	0	0

Opponents Inside Florida St. Red-Zone

Date	Opponent	Score	Times	Times	Total			Rush	Pass	FGs	Failed to score inside RZ					
			In RZ	Scored	Pts	TDs	TDs	TDs	TDs	Made	FGA	Down	Int	Fumb	Half	Game
08/30/2025	Alabama	W 31-17	4	3	17	2	0	2	1	1	2	0	0	0	0	0
09/06/2025	East Texas A&M	W 77-3	1	1	3	0	0	0	1	1	1	0	0	0	0	0
09/20/2025	Kent St.	W 66-10	0	0	0	0	0	0	0	0	0	0	0	0	0	0
Totals 4 of 5 (80.0%)			5	4	20	2	0	2	2	3	3	0	0	0	0	0



2025-26 Florida St. Football
By Quarter Statistics
All games

Page 1/1
as of Sep 21, 2025

3rd-Down Conversions

Date	Opponent	Score	Overall		1st Qtr		2nd Qtr		3rd Qtr		4th Qtr		Overtime	
08/30/2025	Alabama	W 31-17	5-12	41.7	1-1	100.0	3-4	75.0	1-3	33.3	0-4	0.0	0-0	0.0
09/06/2025	East Texas A&M	W 77-3	10-14	71.4	2-4	50.0	4-5	80.0	2-2	100.0	2-3	66.7	0-0	0.0
09/20/2025	Kent St.	W 66-10	9-10	90.0	2-2	100.0	1-1	100.0	3-3	100.0	3-4	75.0	0-0	0.0
Florida St.			24-36	66.7	5-7	71.4	8-10	80.0	6-8	75.0	5-11	45.5	0-0	0.0
Opponents			12-43	27.9	3-10	30.0	3-11	27.3	3-14	21.4	3-8	37.5	0-0	0.0

4th-Down Conversions

Date	Opponent	Score	Overall		1st Qtr		2nd Qtr		3rd Qtr		4th Qtr		Overtime	
08/30/2025	Alabama	W 31-17	2-2	100.0	0-0	0.0	0-0	0.0	0-0	0.0	2-2	100.0	0-0	0.0
09/06/2025	East Texas A&M	W 77-3	3-3	100.0	1-1	100.0	1-1	100.0	0-0	0.0	1-1	100.0	0-0	0.0
09/20/2025	Kent St.	W 66-10	0-1	0.0	0-0	0.0	0-0	0.0	0-0	0.0	0-1	0.0	0-0	0.0
Florida St.			5-6	83.3	1-1	100.0	1-1	100.0	0-0	0.0	3-4	75.0	0-0	0.0
Opponents			3-8	37.5	1-1	100.0	1-2	50.0	0-3	0.0	1-2	50.0	0-0	0.0

Time of Possession

Date	Opponent	Score	Overall		1st Qtr		2nd Qtr		3rd Qtr		4th Qtr		Overtime	
08/30/2025	Alabama	W 31-17	30:22		03:06		10:14		06:01		11:01		00:00	
09/06/2025	East Texas A&M	W 77-3	32:01		05:41		09:56		06:22		10:02		00:00	
09/20/2025	Kent St.	W 66-10	34:31		09:20		06:45		07:35		10:51		00:00	
Florida St.			Total	96:54	18:07		26:55		19:58		31:54		00:00	
			Avg.	32:18	06:02		08:58		06:39		10:38		00:00	
Opponents			Total	83:06	21:48		23:10		18:42		19:26		00:00	
			Avg.	27:42	07:16		07:43		06:14		06:29		00:00	



2025-26 Florida St. Football
Passing Game-by-Game
All games

Page 1/1
as of Sep 21, 2025

#1 Tommy Castellanos	Comp	Att	Int	Pct	Yards	TD	Long	Sacked	Effic.
Alabama	9	14	0	64.3	152	0	64	0-0	155.5
East Texas A&M	8	11	0	72.7	237	3	82	0-0	343.7
Kent St.	10	13	1	76.9	205	0	65	0-0	194.0
Totals	27	38	1	71.1	594	3	82	0-0	223.1

#9 Kevin Sperry	Comp	Att	Int	Pct	Yards	TD	Long	Sacked	Effic.
East Texas A&M	4	5	0	80.0	61	2	43	0-0	314.5
Kent St.	4	5	0	80.0	64	0	21	1-5	187.5
Totals	8	10	0	80.0	125	2	43	1-5	251.0

#11 Brock Glenn	Comp	Att	Int	Pct	Yards	TD	Long	Sacked	Effic.
East Texas A&M	3	3	0	100.0	56	1	35	0-0	366.8
Kent St.	2	5	0	40.0	8	1	6	0-0	119.4
Totals	5	8	0	62.5	64	2	35	0-0	212.2

#12 Michael Grant	Comp	Att	Int	Pct	Yards	TD	Long	Sacked	Effic.
East Texas A&M	1	1	0	100.0	14	0	14	1-9	217.6
Totals	1	1	0	100.0	14	0	14	1-9	217.6

#14 Jaylen King	Comp	Att	Int	Pct	Yards	TD	Long	Sacked	Effic.
Kent St.	0	1	0	0.0	0	0	0	0-0	0.0
Totals	0	1	0	0.0	0	0	0	0-0	0.0



2025-26 Florida St. Football
Rushing/Receiving Game-by-Game
All games

Page 1/1
as of Sep 21, 2025

Rushing

Player	No-Yds/TD	UA	ETAMU	KentSt
Tommy Castellanos	27-139/3	16-78/1	4-7/0	7-54/2
Gavin Sawchuk	25-160/5	6-28/1	8-35/2	11-97/2
Ousmane Kromah	16-111/0	7-31/0	5-37/0	4-43/0
Zay Parks	15-95/1	-	10-61/1	5-34/0
Samuel Singleton Jr.	14-168/3	-	4-82/1	10-86/2
Jaylin Lucas	12-89/0	6-22/0	4-23/0	2-44/0
Jeremiah Johnson	10-54/0	DNP	5-25/0	5-29/0
Kam Davis	6-43/1	DNP	2-13/0	4-30/1
Roydell Williams	6-14/0	6-14/0	DNP	DNP
Micahi Danzy	5-173/3	3-56/1	1-53/1	1-64/1
Caziah Holmes	5-9/1	2-7/1	3-2/0	DNP
Kevin Sperry	4-17/0	DNP	3-22/0	1--5/0
Brock Glenn	3-26/0	DNP	1-10/0	2-16/0
Jaylen King	2-6/0	DNP	DNP	2-6/0
Michael Grant	1--9/0	DNP	1--9/0	DNP

Receiving

Player	No-Yds/TD	UA	ETAMU	KentSt
Duce Robinson	8-199/2	2-18/0	5-173/2	1-8/0
Micahi Danzy	4-126/0	-	2-14/0	2-112/0
Jayvan Boggs	4-33/1	-	1-3/1	3-30/0
Jaylin Lucas	3-71/0	2-66/0	1-5/0	-
Ousmane Kromah	3-59/1	1-7/0	1-43/1	1-9/0
Kam Davis	3-46/0	DNP	-	3-46/0
Gavin Sawchuk	2-56/1	1-3/0	1-53/1	-
Amaree Williams	2-51/1	-	1-35/1	1-16/0
Squirrel White	2-47/0	1-40/0	1-7/0	DNP
Elijah Moore	2-33/0	DNP	1-15/0	1-18/0
Lawayne McCoy	2-30/0	DNP	DNP	2-30/0
Randy Pittman Jr.	2-18/0	2-18/0	DNP	DNP
Teriq Mallory	1-14/0	DNP	1-14/0	-
Chase Loftin	1-6/0	-	1-6/0	-
Greyson Labiad	1-6/0	DNP	-	1-6/0
Landen Thomas	1-2/1	-	-	1-2/1



2025-26 Florida St. Football
Total Tackles Game-by-Game
All games

Page 1/1
as of Sep 21, 2025

Total Tackles

Player	S-A	Total	UA	ETAMU	KentSt
Earl Little Jr.	7-8	15	4-5	1-1	2-2
Justin Cryer	5-7	12	3-4	1-2	1-1
Ashlynd Barker	6-2	8	3-0	3-1	0-1
Ja'Bril Rawls	5-3	8	3-3	DNP	2-0
Darrell Jackson Jr.	3-5	8	0-1	2-1	1-3
Mandrell Desir	5-2	7	2-2	2-0	1-0
AJ Cottrill	4-3	7	-	3-1	1-2
Omar Graham Jr.	5-1	6	1-1	1-0	3-0
Jerry Wilson	5-1	6	3-1	2-0	-
Blake Nichelson	3-3	6	2-2	1-0	0-1
Elijah Herring	3-3	6	1-3	-	2-0
Edwin Joseph	2-3	5	1-2	-	1-1
K.J. Kirkland	1-4	5	1-1	0-1	0-2
James Williams	0-5	5	0-1	-	0-4
Stefon Thompson	2-2	4	1-0	1-1	0-1
Quindarrius Jones	2-2	4	1-0	0-1	1-1
Darryll Desir	2-2	4	-	1-0	1-2
Daniel Lyons	1-3	4	1-1	0-1	0-1
Deante McCray	1-2	3	1-0	0-2	-
Antonio Cromartie Jr	1-2	3	DNP	1-1	0-1
Jayson Jenkins	1-2	3	0-1	1-0	0-1
Max Redmon	0-3	3	DNP	0-3	-
Jayden Parrish	0-3	3	DNP	0-3	-
Gav Holman	0-3	3	DNP	0-2	0-1
Donny Hiebert	0-3	3	-	0-1	0-2
KJ Sampson	0-3	3	-	0-1	0-2
Deamontae Diggs	2-0	2	1-0	-	1-0
Christian White	2-0	2	DNP	1-0	1-0
Ashton Bracewell	2-0	2	DNP	2-0	-
Tyeland Coleman	1-1	2	DNP	1-1	-
Tylon Lee	1-1	2	DNP	1-1	-
Jamorie Flagg	1-1	2	DNP	0-1	1-0
Shamar Arnoux	0-2	2	DNP	0-1	0-1
Tommy Castellanos	1-0	1	-	-	1-0
Cai Bates	1-0	1	DNP	-	1-0
Ricky Knight III	1-0	1	-	1-0	-
Grant Fielder	1-0	1	DNP	-	1-0
Jamari Howard	0-1	1	DNP	-	0-1
Amaree Williams	0-1	1	-	0-1	-
Jaden Jones	0-1	1	-	-	0-1
André Otto	0-1	1	-	0-1	-
Lucas Simmons	0-1	1	-	0-1	-



2025-26 Florida St. Football
Sacks Game-by-Game
All games

Page 1/1
as of Sep 21, 2025

Player	UA-A	Total	UA	ETAMU	KentSt
Daniel Lyons	1-0	1	1-15	-	-
Darrell Jackson Jr.	1-0	1	-	1-4	-
Stefon Thompson	1-0	1	1-7	-	-
Deamontae Diggs	1-0	1	1-6	-	-
Elijah Herring	1-0	1	-	-	1-2
Tyeland Coleman	1-0	1	DNP	1-4	-
Mandrell Desir	1-0	1	-	-	1-7
Amaree Williams	0-1	0.5	-	0.5-3	-
Aj Cottrill	0-1	0.5	-	0.5-2	-



2025-26 Florida St. Football
Tackles For Loss Game-by-Game
All games

Page 1/1
as of Sep 21, 2025

Player	UA-A	Total	UA	ETAMU	KentSt
Deamontae Diggs	2-0	2.0	1.0-6	-	1.0-1
Blake Nichelson	2-0	2.0	1.0-1	1.0-1	-
Justin Cryer	2-0	2.0	-	1.0-1	1.0-7
Mandrell Desir	2-0	2.0	-	1.0-2	1.0-7
Darrell Jackson Jr.	1-2	2.0	-	1.5-5	0.5-1
Daniel Lyons	1-1	1.5	1.0-15	0.5-0	-
Deante McCray	1-1	1.5	1.0-2	0.5-0	-
AJ Cottrill	1-1	1.5	-	0.5-2	1.0-3
Earl Little Jr.	1-0	1.0	1.0-2	-	-
Stefon Thompson	1-0	1.0	1.0-7	-	-
Quindarrius Jones	1-0	1.0	1.0-4	-	-
Elijah Herring	1-0	1.0	-	-	1.0-2
Ashton Bracewell	1-0	1.0	DNP	1.0-1	-
Tyeland Coleman	1-0	1.0	DNP	1.0-4	-
James Williams	0-1	0.5	-	-	0.5-1
Amaree Williams	0-1	0.5	-	0.5-3	-
KJ Sampson	0-1	0.5	-	0.5-1	-



2025-26 Florida St. Football
Fumbles Game-by-Game
All games

Page 1/1
as of Sep 21, 2025

Fumbles

Player	No-Lost	UA	ETAMU	KentSt
Tommy Castellanos	1-0	-	1-0	-
Jaylin Lucas	1-1	1-1	-	-
Michael Grant	1-0	DNP	1-0	DNP

Fumbles Forced

Player	Number	UA	ETAMU	KentSt
Daniel Lyons	1	1	-	-

Fumbles Recovered

Player	Number	UA	ETAMU	KentSt
--------	--------	----	-------	--------



Punt Returns

Player	No-Yds	UA	ETAMU	KentSt
Jaylin Lucas	3-18	1-3	1-21	1--6
Squirrel White	1-4	-	1-4	DNP

Kick Returns

Player	No-Yds	UA	ETAMU	KentSt
Samuel Singleton Jr.	2-33	1-15	1-18	-
Jaylin Lucas	1-22	-	1-22	-

Interceptions Returns

Player	No-Yds	UA	ETAMU	KentSt
Jerry Wilson	2-1	-	1-0	1-1
Earl Little Jr.	1-48	-	1-48	-

Fumble Returns

Player	No-Yds	UA	ETAMU	KentSt
--------	--------	----	-------	--------



2025-26 Florida St. Football
All-Purpose Yards Game-by-Game
All games

Page 1/1
as of Sep 21, 2025

Player	Total	UA	ETAMU	KentSt
Micahi Danzy	299	56	67	176
Gavin Sawchuk	216	31	88	97
Samuel Singleton Jr.	201	15	100	86
Jaylin Lucas	200	91	71	38
Duce Robinson	199	18	173	8
Ousmane Kromah	170	38	80	52
Tommy Castellanos	139	78	7	54
Zay Parks	95	-	61	34
Kam Davis	89	DNP	13	76
Jeremiah Johnson	54	DNP	25	29
Squirrel White	51	40	11	DNP
Amaree Williams	51	-	35	16
Earl Little Jr.	48	-	48	-
Jayvan Boggs	33	-	3	30
Elijah Moore	33	DNP	15	18
Lawayne McCoy	30	DNP	DNP	30
Brock Glenn	26	DNP	10	16
Randy Pittman Jr.	18	18	DNP	DNP
Kevin Sperry	17	DNP	22	-5
Roydell Williams	14	14	DNP	DNP
Teriq Mallory	14	DNP	14	-
Caziah Holmes	9	7	2	DNP
Jaylen King	6	DNP	DNP	6
Chase Loftin	6	-	6	-
Greyson Labiad	6	DNP	-	6
Landen Thomas	2	-	-	2
Jerry Wilson	1	-	-	1
Michael Grant	-9	DNP	-9	DNP