



# FLORIDA STATE®

## BASEBALL

24 COLLEGE WORLD SERIES | 61 POSTSEASON APPEARANCES

FSUBaseball

FSUBaseball

nolebaseball

### 2025 SCHEDULE

Overall: 38-14 | ACC: 17-10 (2nd) | Postseason: 1-1  
Home: 24-7 | Away: 12-6 | Neutral: 2-1

#### FEBRUARY

FRI 14	James Madison	ACCNX	W, 6-0
SAT 15	James Madison	ACCNX	W, 9-2
SUN 16	James Madison	ACCNX	W, 10-0 (8 Inn.)
TUE 18	at USF	ESPN+	W, 6-2
FRI 21	Penn	ACCNX	W, 24-2 (7 Inn.)
SAT 22	Penn	ACCNX	W, 9-3
SUN 23	Penn	ACCNX	W, 5-3
WED 26	at Jacksonville	ESPN+	W, 9-6
FRI 28	Georgetown	ACCNX	W, 7-2

#### MARCH

SAT 1	Georgetown	ACCNX	W, 11-2
SUN 2	Georgetown	ACCNX	W, 4-3
TUE 4	North Florida	ACCNX	W, 10-1
WED 5	Bethune-Cookman	ACCNX	W, 9-7
FRI 7	Lipscomb	ACCNX	W, 10-1
SAT 8	Lipscomb	ACCNX	W, 11-5
SUN 9	Lipscomb	ACCNX	Canceled (Rain)
TUE 11	#7 Florida	ACCNX	L, 7-2
FRI 14	Boston College*	ACCNX	W, 8-2
SAT 15	Boston College* (DH 1)	ACCNX	W, 14-0 (7 Inn.)
SAT 15	Boston College* (DH 2)	ACCNX	W, 6-2
TUE 18	Mercer	ACCNX	L, 9-3
THU 20	at Miami*	ACC Network	W, 14-1 (7 Inn.)
FRI 21	at Miami*	ACC Network	L, 9-6
SAT 22	at Miami*	ACCNX	W, 10-6
TUE 25	vs. Florida <sup>1</sup>	ACCNX	W, 8-4
FRI 28	at Notre Dame*	ACCNX	L, 16-9
SUN 30	at Notre Dame* (DH 1)	ACCNX	W, 4-2 (7 Inn.)
SUN 30	at Notre Dame* (DH 2)	ACCNX	W, 16-9

#### APRIL

TUE 1	Jacksonville	ACCNX	W, 11-10
FRI 4	Wake Forest*	ACC Network	W, 5-4
SAT 5	Wake Forest*	ACCNX	L, 12-0 (7 Inn.)
SUN 6	Wake Forest*	ACCNX	L, 17-2 (8 Inn.)
TUE 8	at Florida	ESPN2	L, 5-4
SAT 12	at #25 Virginia Tech* (DH 1)		W, 3-1
SAT 12	at #25 Virginia Tech* (DH 2)		W, 12-1
SUN 13	at #25 Virginia Tech*	ACCNX	W, 4-2
TUE 15	USF	ACCNX	W, 19-0 (7 Inn.)
THU 17	Virginia*	ACC Network	Canceled
FRI 18	Virginia*	ESPN2	Canceled
SAT 19	Virginia*	ACCNX	Canceled
TUE 22	Stetson	ACC Network	W, 11-6
FRI 25	at #19 Louisville*	ACCNX	W, 10-2
SAT 26	at #19 Louisville*	ACCNX	L, 9-4
SUN 27	at #19 Louisville*	ACC Network	L, 14-2 (7 Inn.)

#### MAY

FRI 2	#3 Clemson*	ACCNX	W, 6-5 (11 Inn.)
SAT 3	#3 Clemson*	ESPN2	L, 6-3
SUN 4	#3 Clemson*	ACCNX	W, 20-9 (8 Inn.)
TUE 6	Jacksonville	ACCNX	W, 14-2 (7 Inn.)
FRI 9	at Cal*	ACCNX	W, 8-2
SAT 10	at Cal*	ACCNX	L, 5-0
SUN 11	at Cal*	ACCNX	W, 5-1
THU 15	#4 North Carolina*	ACC Network	L, 8-3
FRI 16	#4 North Carolina*	ACC Network	L, 11-1 (7 Inn.)
SAT 17	#4 North Carolina*	ACCNX	W, 5-4
FRI 23	vs. Duke <sup>2</sup>	ACC Network	W, 14-7
SAT 24	vs. #3 North Carolina <sup>2</sup>	ACC Network	L, 7-5
FRI 30	Bethune-Cookman <sup>3</sup>	ACC Network	3 pm
SAT 31	Northeastern/Mississippi St. <sup>3</sup>	TBD	12 or 6 pm

#### JUNE

SUN 1	NU, MSU or BCU <sup>3</sup>	TBD	12 and/or 6 pm
SUN 2	NU, MSU or BCU <sup>3</sup>	TBD	TBD, If Necessary
6-8	NCAA Super Regional <sup>4</sup>		
13-23	College World Series <sup>5</sup>		

\* ACC Game

<sup>1</sup> Baseball Grounds of Jacksonville - Jacksonville, Florida

<sup>2</sup> ACC Championship - Durham Bulls Athletic Park - Durham, North Carolina

<sup>3</sup> NCAA Regional - Dick Howser Stadium - Tallahassee, Florida

<sup>4</sup> NCAA Super Regional - Campus Sites, TBD

<sup>5</sup> College World Series - Charles Schwab Field Omaha - Omaha, Nebraska

### Ninth-Seeded Florida State Hosts NCAA Regional



38-14, 17-10 ACC (2nd)



48-9, 25-2 CAA (1st)



34-21, 15-15 SEC (11th)



37-21, 24-5 SWAC (1st)

### 2025 NCAA BASEBALL CHAMPIONSHIPS

#### Tallahassee Regional

May 30 - June 2, 2025

Mike Martin Field at Dick Howser Stadium (6,700)

Tallahassee, Florida

TV: ACC Network, ESPN+ - Lowell Galindo (PxP), Devon Travis (Color)

Radio: WFLA 100.7 FM, Seminoles.com - Eric Luallen (PxP)

Stats: NCAA.com

Tickets: noles.co/25BSBRegTix



TALLAHASSEE, Fla. - After earning the No. 9 national seed, the Florida State baseball team begins the NCAA Championships at home at the Tallahassee Regional from May 30-June 2 at Dick Howser Stadium.

As the regional's No. 1 seed, Florida State will open its 61st postseason against No. 4 seed Bethune-Cookman on Friday, May 30, at 3 p.m. ET, on ACC Network. No. 2 seed Northeastern and No. 3 seed Mississippi State finish the opening day at 7:30 p.m. on ESPN+.

The double-elimination regional will continue on Saturday, May 31, with an elimination game at 12 p.m. and a winner's bracket game at 6 p.m. Sunday's games also are at 12 p.m. and 6 p.m. If necessary, the two regional finalists will play another game on Monday at a time to be determined.

Florida State is 38-14 overall, 24-7 at home, 12-6 on the road and 2-1 at a neutral site. FSU went 17-10 in the ACC and finished in second place with a .630 winning percentage. The ACC runner-up finish and No. 2 seed at the conference tournament were the team's best since 2014. The Seminoles were one of three ACC teams to win at least 66% of their league series and every non-conference series, with six of nine league series won and four sweeps in non-conference weekend action.

FSU is one of three ACC teams to host a regional in 2025 and one of nine to be selected in the 64-team field.

Redshirt junior left-hander Joey Volini (8-5, 3.59 ERA) will start Friday's opener against BCU sophomore righty Joel Core (6-1, 4.81 ERA). Starting pitchers for the rest of the weekend will be announced as matchups are set.

### REGIONAL SCHEDULE

#### Friday, May 30

Game 1	(1) Florida State vs. (4) Bethune-Cookman	3 pm
Game 2	(2) Northeastern vs. (3) Mississippi State	7:30 pm

#### Saturday, May 31

Game 3	Game 1 Loser vs. Game 2 Loser	12 pm
Game 4	Game 1 Winner vs. Game 2 Winner	6 pm

#### Sunday, June 1

Game 5	Game 3 Winner vs. Game 4 Loser	12 pm
Game 6	Game 4 Winner vs. Game 5 Winner	6 pm

#### Monday, June 2 - If Necessary

Game 7	Game 6 Rematch	TBD
--------	----------------	-----



# NCAA CHAMPIONSHIP HISTORY

## ALL-TIME RECORD BREAKDOWN

Appearances: 61  
 First: 1956  
 Most Recent: 2025  
 Overall: 207-134  
 Regionals: 155-63  
 Super Regionals: 20-23  
 College World Series: 32-48  
 Appearances: 24  
 First: 1957  
 Most Recent: 2025  
 Best Finish: National Runner-Up  
 1970, 1986, 1999

## FLORIDA STATE IN THE NCAA's

Florida State earns a postseason berth for the 61st time in program history and will host an NCAA Regional for the 37th time. The Seminoles are 207-134 all-time in NCAA play, including 155-63 in the Regional round, 20-23 in Super Regionals and 32-48 in the College World Series. The team's first NCAA berth came in 1956, the program's eighth year, and its most recent was last season, which culminated in a national semifinal appearance.

The Seminoles are second all-time in the NCAA in postseason appearances, with 61, and wins, with 207, behind only Texas (257 wins, 64 appearances). FSU is third in College World Series berths, with 24. Florida State has played in 18 Super Regionals, the most all-time.

Last season, a memorable College World Series run began with a 3-0 weekend at the Tallahassee Regional from May 31-June 2. As the No. 7 national seed, Florida State began with a 7-2 win over Stetson before 5-2 and 12-4 victories against UCF. Jamie Arnold and Connor Hults each earned wins, with Arnold pitching 7.0 innings and striking out 12 while holding UCF to two runs on three hits in the weekend's middle game. Max Williams homered twice and had four RBI, both team-high-tying totals. Arnold and Jaxson West were two of seven Seminoles named to the All-Regional Team as Arnold collected Most Outstanding Player accolades.

## All-Time NCAA Postseason Appearances

Team	NCAA Berths
Texas *	64
Florida State *	61
Miami *	50
Oklahoma State *	50
Clemson *	47
Arizona State *	42
Cal State Fullerton	41
Oklahoma *	41
Arizona *	40
Florida *	40

\* 2025 Postseason Team

## NCAA GAMES SINCE 2003

2003 (4-3)			
<b>NCAA REGIONAL - TALLAHASSEE, FLA.</b>			
5/30/03	Jacksonville	W	6-0
5/31/03	South Alabama	L	6-8
5/31/03	Rutgers	W	17-7
6/1/03	South Alabama	W	13-5
6/1/03	South Alabama	W	12-2
<b>NCAA SUPER REGIONAL - TALLAHASSEE, FLA.</b>			
6/8/03	Texas	L	3-8
6/9/03	Texas	L	5-6

2004 (3-3)			
<b>NCAA REGIONAL - TALLAHASSEE, FLA.</b>			
6/4/04	Bethune-Cookman	W	10-3
6/5/04	UCF	W	3-2
6/6/04	UCF	L	5-7
6/6/04	UCF	W	19-3

NCAA SUPER REGIONAL - FAYETTEVILLE, ARK.			
6/11/04	at Arkansas	L	5-7
6/12/04	at Arkansas	L	2-4
<b>2005 (3-2)</b>			
<b>NCAA REGIONAL - TALLAHASSEE, FLA.</b>			
6/3/05	Army	W	3-2
6/4/05	Auburn	W	4-3
6/5/05	Auburn	W	10-4

NCAA SUPER REGIONAL - GAINESVILLE, FLA.			
6/10/05	at Florida	L	1-8
6/11/05	at Florida	L	5-8

2006 (2-2)			
<b>NCAA REGIONAL - ATHENS, GA.</b>			
6/3/06	vs. Jacksonville	W	18-0
6/3/06	at Georgia	W	6-4
6/4/06	at Georgia	L	1-7
6/5/06	at Georgia	L	2-3

2007 (1-2)			
<b>NCAA REGIONAL - TALLAHASSEE, FLA.</b>			
6/1/07	Bethune-Cookman	W	6-2
6/2/07	Mississippi State	L	0-3
6/3/07	Stetson	W	17-1
6/3/07	Mississippi State	L	4-9

2008 (6-4)			
<b>NCAA REGIONAL - TALLAHASSEE, FLA.</b>			
5/30/08	Bucknell	L	0-7
5/31/08	Florida	W	17-11
6/1/08	Bucknell	W	24-9
6/1/08	Tulane	W	17-8
6/2/08	Tulane	W	16-7

NCAA SUPER REGIONAL - TALLAHASSEE, FLA.			
6/6/08	Wichita State	L	7-10
6/7/08	Wichita State	W	14-4
6/8/08	Wichita State	W	11-4

COLLEGE WORLD SERIES - OMAHA, NEB.			
6/14/08	vs. Stanford	L	5-16
6/16/08	vs. Miami	L	5-7

2009 (3-2)			
<b>NCAA REGIONAL - TALLAHASSEE, FLA.</b>			
5/29/09	Marist	W	16-4
5/30/09	Georgia	W	8-2
5/31/09	Ohio State	W	37-6

NCAA SUPER REGIONAL - TALLAHASSEE, FLA.			
6/5/09	Arkansas	L	2-7
6/6/09	Arkansas	L	8-9

2010 (6-3)			
<b>NCAA REGIONAL - NORWICH, CONN.</b>			
6/4/10	vs. Central Conn. State	W	11-3
6/5/10	vs. Oregon	W	6-4
6/6/10	vs. Oregon	W	5-3

NCAA SUPER REGIONAL - TALLAHASSEE, FLA.			
6/11/10	Vanderbilt	W	9-8
6/12/10	Vanderbilt	L	2-6
6/13/10	Vanderbilt	W	7-6

COLLEGE WORLD SERIES - OMAHA, NEB.			
6/19/10	vs. TCU	L	1-8
6/21/10	vs. Florida	W	8-5
6/23/10	vs. TCU	L	7-11

2011 (4-2)			
<b>NCAA REGIONAL - TALLAHASSEE, FLA.</b>			
6/3/11	Bethune-Cookman	W	6-5
6/4/11	Alabama	W	9-5
6/6/11	Alabama	W	11-1

NCAA SUPER REGIONAL - TALLAHASSEE, FLA.			
6/11/11	Texas A&M	L	2-6
6/12/11	Texas A&M	W	23-9
6/13/11	Texas A&M	L	2-11

2012 (7-2)			
<b>NCAA REGIONAL - TALLAHASSEE, FLA.</b>			
6/1/12	UAB	W	2-1
6/2/12	Samford	W	8-1
6/3/12	Samford	W	5-2

NCAA SUPER REGIONAL - TALLAHASSEE, FLA.			
6/8/12	Stanford	W	17-1
6/10/12	Stanford	W	18-7

COLLEGE WORLD SERIES - OMAHA, NEB.			
6/15/12	vs. Arizona	L	3-4 (12)
6/17/12	vs. Stony Brook	W	12-2
6/19/12	vs. UCLA	W	4-1
6/21/12	vs. Arizona	L	3-10

2013 (3-2)			
<b>NCAA REGIONAL - TALLAHASSEE, FLA.</b>			
5/31/13	Savannah State	W	10-0
6/1/13	Troy	W	11-0
6/2/13	Troy	W	11-4

NCAA SUPER REGIONAL - TALLAHASSEE, FLA.			
6/8/13	Indiana	L	9-10
6/9/13	Indiana	L	6-11

2014 (0-2)			
<b>NCAA REGIONAL - TALLAHASSEE, FLA.</b>			
5/30/14	Georgia Southern	L	0-7
5/31/14	Alabama	L	5-6

2015 (3-2)			
<b>NCAA REGIONAL - TALLAHASSEE, FLA.</b>			
5/29/15	Mercer	W	5-4 (10)
5/30/15	College of Charleston	W	3-2
6/1/15	College of Charleston	W	8-1

NCAA SUPER REGIONAL - GAINESVILLE, FLA.			
6/5/15	at Florida	L	5-13
6/6/15	at Florida	L	4-11

2016 (4-2)			
<b>NCAA REGIONAL - TALLAHASSEE, FLA.</b>			
6/3/16	Alabama State	W	18-6
6/4/16	Southern Miss	W	7-2
6/5/16	South Alabama	W	18-6

NCAA SUPER REGIONAL - GAINESVILLE, FLA.			
6/11/16	at Florida	W	3-0
6/12/16	at Florida	L	0-5
6/13/16	at Florida	L	0-7

2017 (7-3)			
<b>NCAA REGIONAL - TALLAHASSEE, FLA.</b>			
6/2/17	Tennessee Tech	L	1-3
6/3/17	UCF	W	6-1
6/4/17	Tennessee Tech	W	5-3
6/4/17	Auburn	W	8-7 (10)
6/5/17	Auburn	W	6-0

NCAA SUPER REGIONAL - TALLAHASSEE, FLA.			
6/10/17	Sam Houston State	W	7-6
6/11/17	Sam Houston State	W	19-0

COLLEGE WORLD SERIES - OMAHA, NEB.			
6/17/17	vs. LSU	L	4-5
6/19/17	vs. Cal State Fullerton	W	6-4
6/21/17	vs. LSU	L	4-7

2018 (0-2)			
<b>NCAA REGIONAL - TALLAHASSEE, FLA.</b>			
6/1/18	Samford	L	6-7
6/2/18	Mississippi State	L	2-3

2019 (6-2)			
<b>NCAA REGIONAL - ATHENS, GA.</b>			
5/31/19	vs. Florida Atlantic	W	13-7
6/1/19	at Georgia	W	12-3
6/2/19	at Georgia	W	10-1

NCAA SUPER REGIONAL - BATON ROUGE, LA.			
6/8/19	at LSU	W	6-4
6/9/19	at LSU	W	5-4 (12)

COLLEGE WORLD SERIES - OMAHA, NEB.			
6/15/19	vs. Arkansas	W	1-0
6/17/19	vs. Michigan	L	0-2
6/19/19	vs. Texas Tech	L	1-4

2021 (1-2)			
<b>NCAA REGIONAL - OXFORD, MISS.</b>			
6/4/21	vs. Southern Miss	W	5-2
6/5/21	at Ole Miss	L	3-4
6/6/21	vs. Southern Miss	L	4-7

2022 (1-2)			
<b>NCAA REGIONAL - AUBURN, ALA.</b>			
6/3/22	vs. UCLA	W	5-3
6/4/22	at Auburn	L	7-21
6/5/22	vs. UCLA	L	1-2

2024 (7-2)			
<b>NCAA REGIONAL - TALLAHASSEE, FLA.</b>			
5/31/24	Stetson	W	7-2
6/1/24	UCF	W	5-2
6/2/24	UCF	W	12-4

NCAA SUPER REGIONAL - TALLAHASSEE, FLA.			
6/7/24	UConn	W	24-4
6/8/24	UConn	W	10-8 (12)

COLLEGE WORLD SERIES - OMAHA, NEB.			
6/14/24	Tennessee	L	11-12
6/16/24	Virginia	W	7-3
6/18/24	North Carolina	W	9-5
6/19/24	Tennessee	L	2-7



# NCAA CHAMPIONSHIP HISTORY

## ALL-TIME DISTRICT/REGIONAL RESULTS

6/1/56	vs. Duke	W	2-1	5/24/76	Jacksonville	L	7-9	5/24/92	Western Carolina	W	18-3	6/4/06	at Georgia	L	1-7
6/2/56	vs. Duke	L	2-4	5/19/78	vs. Marshall	L	0-4	5/27/93	USF	W	4-2	6/5/06	at Georgia	L	2-3
6/2/56	vs. Duke	L	6-7	5/20/78	at Miami	L	2-7	5/28/93	Notre Dame	W	7-3	6/1/07	Bethune-Cookman	W	6-2
5/31/57	vs. Georgia Southern	W	5-3	5/25/79	Florida	L	5-9	5/29/93	Long Beach State	L	1-4	6/2/07	Mississippi State	L	0-3
5/31/57	vs. Duke	W	3-2	5/26/79	Delaware	L	6-7	5/29/93	Notre Dame	L	3-4	6/3/07	Stetson	W	17-1
6/1/57	vs. Duke	L	6-8	5/22/80	New Orleans	W	10-8	5/26/94	Central Michigan	W	8-6	6/3/07	Mississippi State	L	4-9
6/3/57	vs. Duke	W	4-1	5/24/80	Western Kentucky	W	19-7	5/27/94	Jacksonville	W	5-1	5/30/08	Bucknell	L	0-7
6/5/58	vs. George Washington	W	3-1	5/25/80	Western Kentucky	W	10-5	5/28/94	Jacksonville	W	5-1	5/31/08	Florida	W	17-11
6/7/58	vs. Florida	L	1-2	5/21/81	vs. Florida	W	5-1	5/30/94	BYU	W	7-1	6/1/08	Bucknell	W	24-9
6/7/58	vs. Clemson	L	5-8	5/22/81	vs. Minnesota	W	9-5	5/25/95	Troy	W	18-3	6/1/08	Tulane	W	17-8
6/4/59	vs. George Washington	W	3-2	5/23/81	at Miami	L	6-14	5/26/95	South Alabama	W	7-2	6/2/08	Tulane	W	16-7
6/5/59	vs. Clemson	L	2-24	5/23/81	vs. Florida	L	4-5	5/27/95	Old Dominion	W	7-2	5/29/09	Marist	W	16-4
6/5/59	vs. Georgia Tech	W	16-9	5/28/82	vs. Eastern Michigan	L	2-7	5/28/95	Ole Miss	W	13-1	5/30/09	Georgia	W	8-2
6/6/59	vs. Clemson	L	0-5	5/29/82	vs. Ohio State	W	8-3	5/23/96	vs. Northeastern Ill.	W	16-0	5/31/09	Ohio State	W	37-6
6/1/61	vs. West Virginia	W	3-1	5/30/82	vs. Oklahoma	L	5-6	5/24/96	vs. UC Santa Barbara	W	10-1	6/4/10	vs. Central Conn. State	W	11-3
6/1/61	vs. Duke	L	2-7	5/27/83	South Alabama	W	8-2	5/25/96	at Stanford	W	5-4	6/5/10	vs. Oregon	W	6-4
6/2/61	vs. West Virginia	L	3-4	5/28/83	Alabama	L	5-7	5/26/96	vs. Cal State Northridge	W	9-2	6/6/10	vs. Oregon	W	5-3
5/30/62	vs. Florida	L	0-1	5/29/83	Miami	L	5-10	5/22/97	Marist	W	4-2	6/3/11	Bethune-Cookman	W	6-5
6/1/62	vs. West Virginia	W	6-5	5/24/84	Stetson	L	7-10	5/23/97	UCF	W	16-2	6/4/11	Alabama	W	9-5
6/2/62	vs. Florida	W	3-1	5/25/84	East Carolina	L	4-7	5/24/97	Auburn	L	7-8	6/6/11	Alabama	W	11-1
6/4/62	vs. Wake Forest	W	10-8	5/23/85	George Mason	W	11-0	5/24/97	USF	W	6-5	6/1/12	UAB	W	2-1
6/4/62	vs. Wake Forest	W	3-2	5/24/85	Georgia Tech	W	9-1	5/25/97	Auburn	W	9-7	6/2/12	Samford	W	8-1
5/30/63	vs. Auburn	W	4-3	5/25/85	Arkansas	L	6-7	5/25/97	Auburn	L	2-5	6/3/12	Samford	W	5-2
5/30/63	vs. Wake Forest	W	12-4	5/25/85	Georgia Tech	L	3-8	5/21/98	Liberty	W	10-7	5/31/13	Savannah State	W	10-0
6/1/63	vs. Wake Forest	L	5-6	5/22/86	NC State	W	10-6	5/22/98	Delaware	W	27-6	6/1/13	Troy	W	11-0
6/1/63	vs. Wake Forest	W	11-5	5/23/86	Texas A&M	W	12-9	5/23/98	Oklahoma	W	23-2	6/2/13	Troy	W	11-4
5/26/65	vs. Mississippi State	L	3-6	5/24/86	USF	W	11-7	5/24/98	Auburn	W	16-10	5/30/14	Georgia Southern	L	0-7
5/27/65	vs. Maryland	W	7-3	5/21/87	East Carolina	W	10-5	5/28/99	The Citadel	W	24-6	5/31/14	Alabama	L	5-6
5/28/65	vs. Mississippi State	W	6-2	5/22/87	Miami	W	5-2	5/29/99	Jacksonville	W	9-2	5/29/15	Mercer	W	5-4 (10)
5/29/65	vs. Furman	W	2-1	5/23/87	South Alabama	W	12-3	5/30/99	Providence	W	14-3	5/30/15	College of Charleston	W	3-2
5/29/65	vs. Furman	W	7-5	5/24/87	South Alabama	L	3-6	5/26/00	Bethune-Cookman	W	6-3	6/1/15	College of Charleston	W	8-1
6/2/66	vs. Mississippi State	L	3-4	5/24/87	South Alabama	W	9-2	5/27/00	UCF	L	8-9	6/3/16	Alabama State	W	18-6
6/3/66	vs. East Carolina	W	6-3	5/25/88	Stetson	W	10-3	5/27/00	Evansville	W	11-2	6/4/16	Southern Miss	W	7-2
6/3/66	vs. Mississippi State	W	7-0	5/27/88	Tulane	W	8-6	5/28/00	UCF	W	6-1	6/5/16	South Alabama	W	18-6
6/4/66	vs. North Carolina	W	6-5	5/28/88	Florida	L	3-9	5/28/00	UCF	W	8-1	6/2/17	Tennessee Tech	L	1-3
6/4/66	vs. North Carolina	L	4-6	5/29/88	Stetson	L	2-7	5/25/01	Bethune-Cookman	W	8-1	6/3/17	UCF	W	6-1
6/2/67	vs. Clemson	W	5-3	5/25/89	Rider	W	13-7	5/26/01	Auburn	W	10-6	6/4/17	Tennessee Tech	W	5-3
6/3/67	vs. Auburn	L	3-13	5/26/89	USF	W	8-1	5/27/01	Auburn	W	9-6	6/4/17	Auburn	W	8-7 (10)
6/3/67	vs. Clemson	L	4-6	5/27/89	Auburn	W	7-6	5/31/02	Stetson	W	11-8	6/5/17	Auburn	W	6-0
5/30/68	vs. East Carolina	L	1-2	5/28/89	Clemson	W	8-1	6/1/02	UCF	W	7-3	6/1/18	Samford	L	6-7
5/31/68	vs. Alabama	W	6-1	5/24/90	vs. Lafayette	W	7-2	6/2/02	USF	W	13-6	6/2/18	Mississippi State	L	2-3
6/1/68	vs. East Carolina	W	3-2	5/25/90	vs. Central Michigan	W	4-2	5/30/03	Jacksonville	W	6-0	5/31/19	vs. Florida Atlantic	W	13-7
6/1/68	vs. NC State	W	15-12	5/26/90	at Mississippi State	L	8-11	5/31/03	South Alabama	L	6-8	6/1/19	at Georgia	W	12-3
6/3/68	vs. NC State	L	1-4	5/26/90	vs. Illinois	W	6-4	5/31/03	Rutgers	W	17-7	6/2/19	at Georgia	W	10-1
5/28/70	vs. East Carolina	W	2-0	5/27/90	at Mississippi State	W	11-9	6/1/03	South Alabama	W	13-5	6/4/21	vs. Southern Miss	W	5-2
5/29/70	vs. Maryland	W	10-1	5/27/90	at Mississippi State	L	3-4	6/1/03	South Alabama	W	12-2	6/5/21	at Ole Miss	L	3-4
5/30/70	vs. Mississippi State	W	5-4	5/23/91	Coastal Carolina	W	6-0	6/4/04	Bethune-Cookman	W	10-3	6/6/21	vs. Southern Miss	L	4-7
6/1/72	vs. South Alabama	L	5-6	5/24/91	Florida International	W	6-3	6/5/04	UCF	W	3-2	6/3/22	vs. UCLA	W	5-3
6/2/72	vs. Richmond	W	10-5	5/25/91	Alabama	W	5-2	6/6/04	UCF	L	5-7	6/4/22	at Auburn	L	7-21
6/3/72	vs. Ole Miss	L	3-8	5/26/91	Alabama	W	6-5	6/6/04	UCF	W	19-3	6/5/22	vs. UCLA	L	1-2
5/23/75	vs. Miami	W	1-0	5/21/92	Western Carolina	L	0-1	6/3/05	Army	W	3-2	5/31/24	Stetson	W	7-2
5/24/75	vs. LSU	W	4-2	5/22/92	Stetson	W	2-0	6/4/05	Auburn	W	4-3	6/1/24	UCF	W	5-2
5/25/75	vs. Miami	W	6-5	5/23/92	Kent State	W	4-2	6/5/05	Auburn	W	10-4	6/2/24	UCF	W	12-4
5/21/76	Jacksonville	W	6-1	5/23/92	Stanford	W	9-4	6/3/06	vs. Jacksonville	W	18-0				
5/24/76	Auburn	L	1-2	5/24/92	Western Carolina	W	4-3	6/3/06	at Georgia	W	6-4				

## NCAA CHAMPIONSHIP RECORD BY OPPONENT - ALL GAMES

NCAAT CWS		NCAAT CWS		NCAAT CWS		NCAAT CWS		NCAAT CWS		NCAAT CWS	
Alabama	5-2	Connecticut	2-1 0-1	Illinois	1-0	NC State	2-1	St. Louis	0-1 0-1	Troy	3-0
Alabama State	1-0	Dartmouth	1-0 1-0	Indiana	0-2	NE Illinois	1-0	Sam Houston St.	2-0	Tulane	3-0
Arizona	1-6 1-6	Delaware	1-1	Indiana State	1-0 1-0	New Orleans	1-0	Samford	2-1	UAB	1-0
Arizona State	1-1 1-1	Duke	3-4	Ithaca	1-0 1-0	North Carolina	3-1 2-0	Santa Clara	1-1 1-1	UC Santa Barbara	1-0
Arkansas	1-5 1-0	East Carolina	4-2	Jacksonville	6-1	<b>Northeastern</b>	<b>0-0</b>	Savannah St.	1-0	UCF	9-2
Army	1-0	E. Michigan	0-2 0-1	Kent State	1-0	Notre Dame	2-3	Seton Hall	0-1 0-1	UCLA	2-1 1-0
Auburn	12-5	Evansville	1-0	Lafayette	1-0	Ohio	1-0 1-0	South Alabama	7-3	USC	1-4 1-4
<b>Beth-Cookman</b>	<b>5-0</b>	Florida	5-14 1-3	Liberty	1-0	Ohio State	2-1 0-1	Southern Miss	2-1	USF	5-0
Bucknell	1-1	FAU	1-0	Long Beach State	0-2 0-1	Oklahoma	2-1 1-0	Stanford	6-2 2-2	Vanderbilt	2-1
BYU	1-0	FIU	1-0	LSU	4-4 1-4	Oklahoma State	1-0 1-0	Stetson	5-2	Virginia	1-0 1-0
Cal	1-0 1-0	Fresno State	0-1 0-1	Marist	2-0	Old Dominion	1-0	Stony Brook	1-0 1-0	Wake Forest	4-1
CS Fullerton	2-3 2-3	Furman	2-0	Marshall	0-1	Ole Miss	1-2	TCU	0-2 0-2	W. Virginia	2-1
CS Northridge	1-0	George Mason	1-0	Maryland	2-0	Oregon	2-0	Tennessee	0-2 0-2	W. Carolina	2-1
CCSU	1-0	G. Washington	2-0	Mercer	1-0	Penn State	0-1 0-1	Tennessee Tech	1-1	W. Kentucky	2-0
C. Michigan	2-0	Georgia	5-4	Miami	7-7 2-3	Providence	1-0	Texas	3-4 3-2	W. Michigan	1-0 1-0
Clemson	2-4	Ga. Southern	1-1	Michigan	0-2 0-2	Richmond	1-0	Texas A&M	3-2 1-0	Wichita State	4-3 2-2
Coastal Carolina	1-0	Ga. Tech	2-2 0-1	Minnesota	1-0	Rider	1-0	Texas Tech	0-1 0-1		
C. of Charleston	2-0	Hawaii	0-1 0-1	<b>Mississippi St.</b>	<b>4-7</b>	Rutgers	1-0	The Citadel	1-0		



# GAME NOTES

## NATIONALLY-RANKED SEMINOLES

Along with their No. 9 national seed, Florida State is ranked in the top-10 in every major postseason poll to begin NCAA competition. D1Baseball has FSU at No. 7, and the NCBWA and the Coaches Poll both tabbed FSU at No. 8.

## NOLES BY THE NUMBERS

- » FSU has scored 412 runs on 563 hits with a .314 batting average, 93 home runs, 228 walks and 60 stolen bases. The pitching staff owns a 4.79 ERA with 236 earned runs allowed in 443.2 innings with 381 hits, 532 strikeouts and 236 walks.
- » SS Alex Lodise leads the team with a .415 batting average, 90 hits, 66 RBI, 18 doubles, three triples and 165 total bases and is tied for the team lead with 17 home runs. CF Max Williams also has 17 homers and LF Chase Williams has 14 stolen bases. RF Gage Harrelson is second with a .338 average, 72 hits and 13 stolen bases while 2B Drew Faurot has 48 RBIs, second on the team.
- » On the mound, LHP Jamie Arnold is 7-2 with a 3.04 ERA with 97 strikeouts in 71.0 innings. LHP Joey Volini is 8-5 with a 3.59 ERA, 95 strikeouts and 25 walks in 77.2 innings. Among relievers, RHP Joe Charles has a 4.20 ERA in 30.0 innings with 40 strikeouts, a 2-0 record and three saves.

## UP NEXT: NCAA SUPER REGIONALS

The winner of the Tallahassee Regional will advance to the NCAA Super Regional against the winner of the Corvallis Regional, hosted by Oregon State. The Super Regional is set for June 6-8.

## LAST TIME OUT: ACC CHAMPIONSHIP

Florida State went 1-1 at the ACC Championship, with a 14-7 win over Duke on May 23 before a 7-5 loss to No. 3 North Carolina on May 24. Freshman first baseman Myles Bailey was named to the ACC All-Tournament Team after a three-home run weekend. Arnold picked up the win and Charles the save in the quarterfinal opener, with the help of two Bailey home runs.

## SCOUTING NORTHEASTERN

- » Northeastern earned the regional's No. 2 seed and made the NCAA Tournament for the 11th time in team history. At 48-9 overall and 25-2 in the league, the Huskies won the CAA regular season and tournament titles and come to Tallahassee having won 27 games in a row.
- » Florida State has never faced Northeastern in baseball. Against current CAA teams, the Seminoles are 26-1, with a 16-0 record against Hofstra, a 5-0 mark vs. UNC Wilmington, a 1-0 record against Monmouth, Stony Brook and William & Mary and a 1-1 record vs. Delaware. The most recent meeting was a three-game sweep over UNCW at Howser in 2015, capped by a 9-8 win on March 1. In the postseason, FSU owns a 12-2 win over Stony Brook at the 2012 World Series. Delaware twice came to Tallahassee for regional play, first notching a 7-6 victory over Florida State in 1979 before the hometown Seminoles were victorious in 1998, 27-6.

## SCOUTING MISSISSIPPI STATE

- » No. 3 seed Mississippi State is in the NCAA Tournament for the 41st time. With a 34-21 record, the Bulldogs have won nine of their last 11 games. MSU was 11th in the SEC at 15-15.
- » FSU is 7-7 all-time against Mississippi State, including 2-3 in Tallahassee, 1-2 in Starkville, Mississippi, and 4-2 at a neutral site. MSU holds a 7-4 edge in postseason competition. The series began with a 7-1 home win in 1964. The two teams split a pair of NCAA District 3 Playoff games in both 1965 and 1966 in Gastonia, North Carolina. Florida State went 4-2 in a 1990 regional at Mississippi State, with a 1-2 mark against the Bulldogs. MSU has won the last three, all in Tallahassee in regional play, two in 2007 and one in 2018.

## FLORIDA STATE vs. MISSISSIPPI STATE

Overall: 7-7 | NCAA Tournament: 4-7

Home: 2-3 | Road: 1-2 | Neutral: 4-2

Date	Location	Result	Score
3/27/64	Tallahassee	W	7-1
5/27/65	Gastonia, N.C. <sup>1</sup>	L	3-6
5/28/65	Gastonia, N.C. <sup>1</sup>	W	6-2
3/21/66	Tallahassee	W	24-2
6/2/66	Gastonia, N.C. <sup>1</sup>	L	3-4
6/3/66	Gastonia, N.C. <sup>1</sup>	W	7-0
5/30/70	Gastonia, N.C. <sup>1</sup>	W	5-4
5/26/90	Starkville <sup>1</sup>	L	8-11
5/27/90	Starkville <sup>1</sup>	W	11-9
5/28/90	Starkville <sup>1</sup>	L	3-4
3/1/92	Minneapolis, Minn.	W	5-1
6/2/07	Tallahassee <sup>1</sup>	L	0-3
6/3/07	Tallahassee <sup>1</sup>	L	4-9
6/2/18	Tallahassee <sup>1</sup>	L	2-3

1 - NCAA Regional

## SCOUTING BETHUNE-COOKMAN

- » Bethune-Cookman, the fourth seed, is 37-21 overall and won the SWAC Tournament in walk-off fashion after also claiming the regular-season crown with a 24-5 record. The Wildcats will play in an NCAA Regional for the first time since 2017 and the 18th time overall.
- » Florida State is 9-0 all-time against Bethune-Cookman, all at home, including a 9-7 home win earlier this year on March 5. The first four matchups came in the NCAA Regional, beginning with a 6-3 win in 2000 that started a World Series run. This is the first postseason contest between the in-state foes since a 6-5 win in 2011.
- » On March 5, 2025, a four-run first inning helped lead FSU to a 9-7 victory over BCU. CF Max Williams homered and had a career-best five RBI and a career-high-tying four hits with two runs scored in five at-bats. He also made a fantastic catch in center field to round out the night. On the mound, LHP Payton Manca made his second collegiate appearance and first start and earned the win, while RHP Chris Knier got the final three outs and picked up his second save.

## FLORIDA STATE vs. BETHUNE-COOKMAN

Overall: 9-0 | NCAA Tournament: 5-0

Home: 9-0 | Road: 0-0 | Neutral: 0-0

Date	Location	Result	Score
5/26/00	Tallahassee <sup>1</sup>	W	6-3
5/25/01	Tallahassee <sup>1</sup>	W	8-1
6/4/04	Tallahassee <sup>1</sup>	W	10-3
6/1/07	Tallahassee <sup>1</sup>	W	6-2
6/3/11	Tallahassee <sup>1</sup>	W	6-5
3/16/22	Tallahassee	W	17-9
3/7/23	Tallahassee	W	10-1
4/3/24	Tallahassee	W	5-2
3/5/25	Tallahassee	W	9-7

1 - NCAA Regional

## TEAM STATISTICAL RANKINGS

Statistic	NCAA	ACC	Value
Base on Balls	200	13	228
Batting Average	15	2	.314
Double Plays	67	4	43
Double Plays Per Game	37	3	0.83
Doubles	186	12	93
Doubles Per Game	163	10	1.79
Earned Run Average	52	5	4.79
Fielding Percentage	19	1	.979
Hit Batters	244	11	58
Hit by Pitch	217	10	62
Hits	64	4	563
Hits Allowed Per Nine Innings	15	3	7.73
Home Runs	22	3	93
Home Runs Per Game	10	1	1.79
On Base Percentage	61	5	.406
Runs	80	7	412
Sacrifice Bunts	270	16	9
Sacrifice Flies	227	16	18
Scoring	50	6	7.9
Shutouts	33	4	4
Slugging Percentage	15	3	.530
Stolen Bases	168	9	60
Stolen Bases Per Game	162	8	1.15
Strikeout-to-Walk Ratio	53	7	2.25
Strikeouts Per Nine Innings	12	2	10.8
Triple Plays			0
Triples	227	12	7
Triples Per Game	237	12	0.13
WHIP	42	5	1.39
WL Pct	21	3	.731
Walks Allowed Per Nine Innings	161	13	4.79

## NCAA PLAYER RANKINGS (TOP 50 NCAA / TOP 10 ACC)

Player	Statistic	NCAA	ACC	Value
Jamie Arnold	ERA	51	4	3.04
	Hits/9 Innings	42	4	6.59
	K-to-BB Ratio	69	5	4.04
	Strikeouts	35	3	97
	Strikeouts/9 Inn.	21	1	12.30
Myles Bailey	Victories	83	8	7
	WHIP	46	5	1.07
	Home Runs	130	10	15
	Home Runs/Game	110	10	0.30
Gage Harrelson	Slugging Pct.	178	10	.617
	Runs	91	5	61
	Runs Per Game	73	5	1.17
Alex Lodise	Batting Average	9	1	.415
	Doubles	93	6	18
	Doubles/Game	100	5	0.35
	Hits	13	1	90
	Hits Per Game	5	1	1.73
	Home Runs	68	5	17
	Home Runs/Game	70	5	0.33
	On-Base Pct.	113	5	.473
	Runs	123	8	59
	Runs Batted In	49	2	66
	RBI/Game	30	2	1.27
Runs Per Game	90	6	1.13	
Wes Mendes	Slugging Pct.	13	1	.760
	Total Bases	12	1	165
	Triples	124	4	3
	Strikeouts	105	10	81
	Strikeouts/9 Inn.	77	6	10.51
Joey Volini	Complete Games	16	1	2
	ERA	121	9	3.59
	Hits/9 Innings	98	9	7.42
	K-to-BB Ratio	90	8	3.80
	Strikeouts	38	4	95
	Strikeouts/9 Inn.	51	4	11.01
Jaxson West	Victories	43	4	8
	WHIP	85	9	1.15
	Toughest to K	122	8	9.1
	Max Williams	Home Runs	68	5
Home Runs/Game		51	2	0.33

## NATIONAL AWARD SEMIFINALISTS

- » SS Alex Lodise has been recognized as a semifinalist for three major national awards after a regular season that puts him among the most elite players in the country.
- » Lodise and LHP Jamie Arnold are Golden Spikes Award semifinalists, and LHP Joey Volini joins them as semifinalists for the Dick Howser Trophy. The Seminoles are one of two programs with two representatives on the 26-player Golden Spikes list, and they have multiple honorees for the fourth time in team history. FSU is one of four teams with three semifinalists on the Dick Howser Trophy list and the only ACC club.

## PLAYER OF THE YEAR HEADLINES ALL-ACC

- » SS Alex Lodise was named the ACC Player and ACC Defensive Player of the Year after a regular season that puts him among the most elite players in the country.
- » Lodise is the 10th player in program history to be named ACC Player of the Year and the first to earn ACC Defensive Player of the Year honors. He's the second player in ACC history and first since 2018 to collect both awards in the same season. Lodise also headlines a list of seven Seminoles named to All-ACC Teams, FSU's most since 2019 and tied for second-most ever.
- » Lodise, LHP Jamie Arnold and 2B Drew Fautrot were named First Team All-ACC. CF Max Williams and LHP Joey Volini were bestowed with Second Team All-ACC honors and RF Gage Harrelson earned Third Team All-ACC accolades. 1B Myles Bailey was recognized on the All-Freshman Team.
- » The Seminoles collected multiple ACC yearly honors for the third time, along with three in 2021 and two in 2007. Lodise is the second to earn multiple awards in the same year, joining Parker Messick, the 2021 Pitcher and Freshman of the Year.
- » For the second time in team history and first since 2007-08, FSU has earned ACC Player of the Year accolades in consecutive years, after James Tibbs III was honored in 2024. Lodise and Tibbs join Tony Thomas Jr. (2007) and Buster Posey (2008) as the back-to-back duos in team history.

## HISTORICALLY AMONG THE BEST

Founded in 1948 and in its 78th season in 2025, Florida State has one of the richest traditions in college baseball history. Despite a history that is almost half as old as some of its competitors, FSU is second all-time in winning percentage (.717), NCAA postseason appearances (61) and NCAA wins (207), third in College World Series berths (24) and fifth in all-time wins (3,116). The Seminoles lead the country with 18 Super Regional appearances.

### All-Time Winning Percentage

Team	Yrs	W-L-T	Pct.
Texas *	129	3743-1433-31	.722
<b>Florida State *</b>	<b>78</b>	<b>3116-1225-11</b>	<b>.717</b>
Miami *	81	2821-1124-18	.714
Oklahoma State *	114	2859-1470-6	.660
Arizona State *	114	3058-1593-8	.657

### All-Time Wins

Team	Yrs	W-L-T	Pct.
Fordham	165	4630-2518-49	.647
Texas *	129	3743-1433-31	.722
Stanford	132	3135-1959-35	.615
Michigan	152	3124-1857-37	.626
<b>Florida State *</b>	<b>78</b>	<b>3116-1225-11</b>	<b>.717</b>

\* 2025 Postseason Team

## MILESTONE WINS FOR COACH JARRETT

- » Coach Link Jarrett earned two milestone wins in FSU's sweep at Virginia Tech from April 12-13, as he won his 400th career game as a head coach and his 100th at Florida State. The 10th head coach in program history, Jarrett is the sixth to win 100 games with the Seminoles and the fourth to do it in his third season.

### 100 Wins as FSU Head Coach

Coach	Years	FSU Record	100th Win Season
Danny Litwhiler	1955-63	189-83-1	5
Fred Hatfield	1964-68	161-57-1	4
Jack Stallings	1969-74	248-108-3	3
Woody Woodward	1975-78	170-57-0	3
Mike Martin	1980-2019	2,029-736-4	2
<b>Link Jarrett</b>	<b>2023-Present</b>	<b>110-62</b>	<b>3</b>

## FAUROT STREAKS TO ACC PLAYER OF THE WEEK

- » 2B Drew Fautrot earned ACC Player of the Week honors on May 12 after he tied the school record for consecutive at-bats with a hit, with 12. It's his first career ACC weekly honor.
- » Fautrot was 4-for-4 in back-to-back games (May 4 and 6) before a 4-for-5 contest three days later (May 9), snapping the streak in his final at-bat.
- » The 12-hit stretch was highlighted by five home runs, three doubles and nine RBI in addition to two walks. Fautrot's streak ended two hits shy of matching the NCAA record of 14.
- » During the three-game run, Fautrot's batting average rose 49 points, from .286 to .335.
- » In four games from May 6-11 that included an ACC series win at Cal, Fautrot hit .529 with three home runs, four doubles, nine RBIs and 22 total bases with a 1.294 slugging percentage.
- » Fautrot's 12-hit streak ties the school record set by Steven Wells in 2018.
- » SS Alex Lodise added a seven at-bat hit streak from May 4-9, with two home runs, one double, four walks, a sac fly and a hit by pitch.

### Consecutive At-Bats with a Hit from May 4-9

	May 4	May 6	May 9
<b>Drew Fautrot - 12</b>	1B, BB, 1B, HR, BB, HR	HR, 2B, HR, 2B	1B, HR, 2B, 1B
<b>Alex Lodise - 7</b>	HR, BB, SF, 1B, HBP, HR	1B, BB, BB, 2B, BB	1B, 1B

## DRAFT PROSPECTS

- » Several Seminoles are named on the latest top 2025 MLB Draft prospect lists, as selected by D1Baseball (April 10), Baseball America (April 30), MLB.com (April 29) and Perfect Game (May 28).

Player	Baseball America	D1 Baseball	MLB.com	Perfect Game
Jamie Arnold	1	1	3	2
Cam Leiter	85	31	80	204
Alex Lodise	36	35	53	47
Max Williams	91	42	73	88
Joey Volini	272	62		347
Drew Fautrot	220		140	107
Gage Harrelson				149
Peyton Prescott	264			427
Evan Chrest	280			373

Top 400 Top 100 Top 150 Top 500

## FSU QUICK FACTS

### UNIVERSITY INFORMATION

Location	Tallahassee, Florida
Symbol	Seminoles
Colors	Garnet and Gold
Enrollment	44,308
President	Richard D. McCullough
Athletic Director	Michael Alford
Baseball Sport Oversight	Stephen Ponder
Conference	Atlantic Coast Conference
National Affiliation (Division)	NCAA Division I

### COACHING STAFF

Head Coach	Link Jarrett
Alma Mater	Florida State (1994)
Season at Florida State	3rd
Career Coaching Record	411-260 (13th Season)
Record at Florida State	110-62 (3rd Seasons)
Recruiting Coordinator	Ty Megahee (2nd / Mercer, 2006)
Pitching Coach	Micah Posey (2nd / Florida State, 2011)
Assistant Coach	Brad Vanderglas (3rd / N. Kentucky, 2013)
Grad. Asst.	Sebastian Jimenez (1st / Florida State, 2024)

### TEAM INFORMATION

2024 Overall Record	49-17
2024 Conference Record/Finish	17-12/5th
2024 Postseason	3-1 ACC, 8-2 NCAA, CWS Semifinalist
Returning/Lost	21/23
Position Players Returning/Lost	8/14
Pitchers Returning/Lost	13/9
Newcomers	20

### BASEBALL HISTORY

First Season	1948
All-Time Record (Yrs/Pct)	3,116-1,225-11 (78/.717)
ACC Record (Yrs/Pct)	679-361-0 (33/.652)
ACC Championships	8, last 2018
CWS Appearances	24, last 2024
CWS Record	32-48
NCAA Appearances	61, last 2025
NCAA Record	207-134
Home Field	Mike Martin Field at Dick Howser Stadium
Capacity	6,700
Surface	Natural Grass
Dimensions	LF-340, CF-400, RF-320

### FOLLOWING THE SEMINOLES

Website	Seminoles.com/Baseball
Baseball Twitter/X	@FSUBaseball
Facebook Address	Facebook.com/FSUBaseball
Instagram	@NoleBaseball
Seminole Sports Network	Radio: WFLA - 100.7 FM Online: Seminoles.com App: FSU Gameday
Play-by-Play Announcer	Eric Luallen
Conference Website	TheACC.com

### MEDIA INFORMATION

Baseball Public Relations Director	Charlie Healy
Phone Number	(850) 644-4836
Cell Phone	(847) 641-0602
Email Address	chealy2@fsu.edu
Mailing Address	Florida State University 403 Stadium Drive West, Room 2216C Tallahassee, FL 32306
ACC Baseball SID	Jon Opiela (jopiela@theacc.org)

# FSU GAME NOTES

## WEEK-BY-WEEK IN THE NATIONAL RANKINGS

	Baseball America	D1 Baseball	NCBWA	Perfect Game	The Athletic	Coaches	RPI
PRESEASON	6	9	6	6	7	6	
FEBRUARY 17	5	9	5	6	7		
FEBRUARY 24	5	7	6	5	6	5	
MARCH 3	4	6	5	5	5	5	
MARCH 10	4	5	4	5	5	4	31
MARCH 17	4	5	4	5	4	4	20
MARCH 24	6	4	6	6	6	4	21
MARCH 31	6	4	4	6	6	4	11
APRIL 7	13	9	8	10	7	8	23
APRIL 14	10	7	7	8	6	8	16
APRIL 21	10	4	7	8	6	7	10
APRIL 28	19	5	7	13	10	8	6
MAY 5	7	2	5	9	3	3	6
May 12	5	2	3	6	2	2	9
May 19	9	6	4	11	7	6	14
May 26	-	7	8	-	-	8	14

### STEALING BASES

- » FSU stole eight bases on February 16 against James Madison, the most since also swiping eight bags against LeMoyné on May 2, 2010.
- » Prior to this year, Florida State had seven steals last year against Butler on February 18.
- » From 2017-2023, FSU's most stolen bases in a game was four.
- » The record in a game is 11, achieved three times (1957, 1986, 1994), and the Seminoles have stolen 10 bases seven times and nine seven times, most recently on April 2, 2008 vs. Jacksonville.
- » Florida State is 60-for-75 on stolen base attempts in 2025, led by LF Chase Williams' 14 and RF Gage Harrelson's 13.
- » FSU stole 68 bases in 2024 after just 31 in 2023.
- » Williams stole four bases on April 22 against Stetson, tied for fourth-most in program history. Jordan Williams also had four in a game in 2024, but before that the last Seminole to swipe four or more bags in a game was J.D. Drew, who had four in 1997 against Clemson. Chase Williams' four-steal game doubled his career total to eight.

### Most Steals in a Game - FSU History

Player	Date	Opponent	Steals
1 Chip Bifano	4/5/1977	Kearney State	6
2 Dave Nichols	6/2/1972	Richmond	5
Randy Davidson	3/31/1975	Niagara	5
4 Bob Trowbridge	5/3/1951	Florida South. Col.	4
Bruce Huff	4/28/1979	Georgia Tech	4
Hal Cohen	4/6/1982	West Florida	4
Ty Colston	3/21/1988	Baptist College	4
Edwin Alicea	5/21/1988	South Carolina	4
Allen Bevis	3/8/1989	Richmond	4
Eduardo Pérez	5/24/1991	FIU	4
Steve Nedeau	5/15/1994	Virginia	4
Scott Zech	2/28/1997	Florida	4
J.D. Drew	5/17/1997	Clemson	4
Jordan Williams	5/12/2024	Pitt	4
Chase Williams	4/22/2025	Stetson	4

### ARNOLD COLLECTS ACC WEEKLY ACCOLADE

- » LHP Jamie Arnold was named the ACC Pitcher of the Week on April 14.
- » While helping FSU to a series sweep at No. 25 Virginia Tech, Arnold allowed just one run on four hits in a career-high-tying 7.0 innings on April 12. In the second game of a doubleheader, he struck out nine and walked just two in a 12-1 win. Arnold threw 98 pitches to clinch the series victory.
- » Arnold is bestowed with ACC weekly accolades for the third time in his career, along with a pair of honors last season.

### TRIO NAMED TO CBF WATCH LISTS

- » Three Noles were named to national watch lists by the College Baseball Foundation on April 18.
- » LHP Jamie Arnold and LHP Joey Volini were named to the Pitcher of the Year Watch List. Arnold is the only 2024 finalist to return on the 2025 watch list. Volini helps FSU be one of 11 schools with multiple pitchers on the 54-player list, and one of two from the ACC.
- » SS Alex Lodise was named to the Brooks Wallace Award Watch List, honoring the nation's top shortstop. Lodise is one of six on the 100-player list to have been named a Brooks Wallace Award National Player of the Week earlier in the season.

### FROM HOWSER TO THE BIG LEAGUES

- » Six former Florida State players were named to MLB Opening Day rosters: Tyler Holton with the Tigers, Cal Raleigh with the Mariners, Cole Sands with the Twins, Cam Smith with the Astros, Taylor Walls with the Rays and Luke Weaver with the Yankees. Additionally, Kevin Cash returns as the manager of the Tampa Bay Rays and Mark Hallberg is a coach with the San Francisco Giants.
- » Smith made his major league debut with the Astros on Opening Day, 284 days after his final game as a Seminole, on June 16, 2024, at the College World Series. He is the third-quickest position player to make it from the minors to an MLB Opening Day Roster and the 19th to do it with fewer than 100 games played in the minors. Smith is the 81st MLB player in FSU history.

### VOLINI TABBED NATIONAL PITCHER OF THE MONTH

- » LHP Joey Volini was named the Dick Howser Trophy National Pitcher of the Month for March by the NCBWA. He was a unanimous selection for the national monthly honor. In his first season as a Seminole, Volini is the first FSU player to be recognized with NCBWA's National Player of the Month honors since Parker Messick in May, 2022.
- » Making five starts and going a perfect 5-0 in March, Volini posted a 1.09 ERA with two complete games. In 33.0 innings, he allowed four earned runs on 18 hits with 50 strikeouts and seven walks. He held opponents to a .165 average.
- » Volini tossed seven-inning complete games in back-to-back ACC road starts, at Miami on March 20 and at Notre Dame on March 30. He struck out a career-high 11 batters in three of the five starts, with eight and nine strikeouts in the other two March contests. Volini did not allow an earned run twice and held the opposition without a run once, to one run three times and two runs once.

## FSU RECORD BREAKDOWN

### SUMMARY

Overall	38-14
Home	24-7
Away	12-6
Neutral	2-1
Postseason	1-1
vs. Ranked Teams (D1Baseball)	7-7
Opponent ranked 1-10	3-5
Opponent ranked 11-25	4-2
On TV	4-7
Streaming	32-7
Morning Start (Before 12 p.m.)	2-0
Afternoon Start (12-5:59 p.m.)	23-7
Evening Start (After 6:00 p.m.)	13-7
Opponent .500 or better (at time of game)	25-13
Opponent below .500 (at time of game)	13-1
Doubleheaders	6-0

### CONFERENCE

ACC	17-10		
ACC Home	7-5	ACC Away	10-5
ACC Championship	1-1		
vs. American	5-0	vs. SEC	1-2
vs. ASUN	7-0	vs. SoCon	0-1
vs. Ivy	3-0	vs. SWAC	1-0
vs. Big East	3-0		

### LOCATION

in Florida	29-8	in Kentucky	1-2
in California	2-1	in North Carolina	1-1
in Indiana	2-1	in Virginia	3-0

### DAY OF WEEK

on Tuesday	7-3	on Friday	10-3
on Wednesday	2-0	on Saturday	10-5
on Thursday	1-1	on Sunday	8-2

### MONTH

in February	9-0	in April	8-5
in March	14-4	in May	7-5

### PITCHING

FSU starts RHP	4-2	FSU starts LHP	34-12
Opponent starts RHP	25-14	Opponent starts LHP	13-0

### SCORING

1-run games	5-1
2-run games	5-1
5+run game	22-10
Extra Innings	1-0
Run Rule	7-4
Shutout	4-2
FSU scores 0-2 runs	0-6
FSU scores 3-5 runs	8-6
FSU scores 6-9 runs	12-2
FSU scores 10+ runs	18-0
Opponent scores 0-2 runs	22-0
Opponent scores 3-5 runs	8-2
Opponent scores 6-9 runs	7-7
Opponent scores 10+ runs	1-5
FSU scores in 1st inning	20-3
Opponent scores in 1st inning	5-5
FSU scores first	33-4
Opponent scores first	5-10
FSU leading after 6 innings	37-1
Opponent leading after 6 innings	0-11
Tied after 6 innings	1-2
FSU leading after 7 innings	29-1
Opponent leading after 7 innings	1-9
Tied after 7 innings	2-1
FSU leading after 8 innings	28-0
Opponent leading after 8 innings	1-9
Tied after 8 innings	1-1
FSU does not hit a home run	5-6
FSU hits 1 home run	12-5
FSU hits 2+ home runs	21-3
Opponent does not hit a home run	21-2
Opponent hits 1 home run	10-4
Opponent hits 2+ home runs	7-8
FSU has more hits	35-3
Opponent has more hits	3-11
Hits are tied	0-0

### FIELDING

FSU commits 0 errors	20-3
FSU commits 1+ error	18-11
Opponent commits 0 errors	6-8
Opponent commits 1+ error	32-6



# GAME NOTES

## LODISE, VOLINI EARN ACC PLAYERS OF THE WEEK

- » SS Alex Lodise and LHP Joey Volini were named the ACC Player and Pitcher of the Week on March 31.
- » Lodise also was named Perfect Game's National Player of the Week and the Brooks Wallace Award Player of the Week by the College Baseball Foundation.
- » The Seminoles are the first team to sweep the weekly awards since 2023, and they earn the ACC sweep for the first time as a program since 2011.
- » In four games from March 25-30, Lodise hit .500 (10-for-20) with 10 hits, eight RBI, four home runs and a 1.300 slugging percentage. He hit for his first career cycle, and FSU's first since 2019, on March 25 against Florida with a walk-off grand slam to complete the feat in the 8-4 win. At Notre Dame from March 28-30, Lodise hit three more home runs and notched four RBI on six hits.
- » Volini threw his second consecutive seven-inning complete game in a 4-2 win at Notre Dame on March 30. He had a career-high-tying seven strikeouts and held ND to two runs on four hits with two walks.
- » The duo receive ACC weekly honors for the first time in their careers. This is Lodise's second career Player of the Week award, after he also collected ASUN Player of the Week accolades as a freshman in 2023 at North Florida. In his first season at Florida State, Volini earned his first weekly honor in any conference.

## A GRAND, WALK-OFF CYCLE

- » SS Alex Lodise hit a walk-off grand slam to beat Florida on March 25 in Jacksonville, 8-4. The grand slam completed the cycle for Lodise, who doubled in the first, singled in the third and tripled in the seventh.
- » Lodise is believed to be the first player in baseball history at at least the collegiate or professional level to complete a cycle with a walk-off grand slam.
- » It was FSU's first walk-off homer since 2022 and the first walk-off win against Florida since 2015.
- » Lodise registered the 10th cycle in Florida State history and the first since 2019.

## Hitting for the Cycle - FSU History

Player	Date	Opponent	1B/2B/3B/HR
Mark Lacy	4/4/1982	Georgia St.	1/1/2/1
Frank Fazzini	4/21/1983	Mercer	1/1/1/1
Luis Alicea	2/17/1985	Southern Miss.	1/3/1/1
Paul Sorrento	4/1/1986	UCF	2/1/1/1
Jeremy Salazar	4/26/1996	Georgia Tech	1/1/1/1*
Chris Smith	3/7/2000	Saint Joseph's	1/1/1/1
Stephen Drew	5/20/2004	Wake Forest	1/1/1/1
Tyler Holt	3/28/2010	Maryland	1/1/1/1
Mike Salvatore	3/16/2019	NC State	1/1/1/1
Alex Lodise	3/25/2025	vs. Florida	1/1/1/1*

\* HR was a grand slam

- » Lodise is the second player in FSU history to hit for the cycle with their home run being a grand slam, along with Jeremy Salazar in 1996.

## 2025 HONORS & AWARDS

### 1 ALEX LODISE

Brooks Wallace Award Player of the Year Award Semifinalist  
(Nation's best shortstop by College Baseball Foundation)  
ACC Player of the Year  
ACC Defensive Player of the Year  
First Team All-ACC  
Golden Spikes Award Semifinalist  
Dick Howser Trophy Semifinalist  
Late-Season No. 1-Ranked Shortstop - D1Baseball  
Late-Season No. 53-Ranked 2025 MLB Draft Prospect - MLB.com  
Late-Season No. 36-Ranked 2025 MLB Draft Prospect - Baseball America  
Brooks Wallace Award Player of the Year Award Watch List  
Midseason No. 35-ranked 2025 MLB Draft Prospect - D1Baseball  
Midseason National Player of the Year - Baseball America  
Midseason ACC Player of the Year - Baseball America  
Midseason Top Player - D1Baseball  
Midseason Player of the Year - Perfect Game  
Midseason First Team All-America - D1Baseball  
Midseason First Team All-America - Perfect Game  
Brooks Wallace Award National Player of the Week - April 1  
National Player of the Week - Perfect Game - April 1  
ACC Player of the Week - March 31  
Midseason No. 3-ranked shortstop - D1Baseball  
Preseason No. 27-ranked shortstop - D1Baseball

### 3 DREW FAUROT

First Team All-ACC  
ACC Player of the Week - May 12  
Late-Season No. 11-Ranked Second Baseman - D1Baseball  
Late-Season No. 140-Ranked 2025 MLB Draft Prospect - MLB.com  
Late-Season No. 220-ranked 2025 MLB Draft Prospect - Baseball America  
Midseason No. 14-Ranked Second Baseman - D1Baseball  
Preseason No. 27-Ranked Second Baseman - D1Baseball

### 4 CAL FISHER

Late-Season No. 48-Ranked Third Baseman - D1Baseball  
Preseason No. 34-Ranked Third Baseman - D1Baseball

### 5 CHASE WILLIAMS

Late-Season No. 23-Ranked Outfielder - D1Baseball

### 7 WES MENDES

Late-Season No. 112-Ranked Starting Pitcher - D1Baseball  
Golden Spikes Award Midseason Watch List  
Midseason No. 33-Ranked Starting Pitcher - D1Baseball  
Preseason No. 144-Ranked Starting Pitcher - D1Baseball

### 9 GAGE HARRELSON

Third Team All-ACC  
Late-Season No. 27-Ranked Outfielder - D1Baseball  
Midseason No. 59-Ranked Outfielder - D1Baseball

### 12 MYLES BAILEY

ACC All-Tournament Team  
ACC All-Freshman Team  
Late-Season No. 25-Ranked First Baseman - D1Baseball  
Midseason First Team All-Freshman - Perfect Game  
Midseason No. 21-ranked First Baseman - D1Baseball  
Preseason No. 32-Ranked First Baseman - D1Baseball

### 15 CONNOR HULTS

Preseason No. 88-Ranked Relief Pitcher - D1Baseball

### 16 JAMIE ARNOLD

First Team All-ACC  
Golden Spikes Award Semifinalist  
Dick Howser Trophy Semifinalist  
Late-Season No. 3-Ranked Starting Pitcher - D1Baseball  
Late-Season No. 3-Ranked 2025 MLB Draft Prospect - MLB.com  
Late-Season No. 1-Ranked 2025 MLB Draft Prospect - Baseball America  
National Pitcher of the Year Award Watch List - College Baseball Fdn.  
ACC Pitcher of the Week - April 14  
Midseason No. 1-Ranked 2025 MLB Draft Prospect - D1Baseball  
Golden Spikes Award Midseason Watch List  
Midseason Second Team All-America - Perfect Game  
Midseason No. 3-Ranked Starting Pitcher - D1Baseball  
Golden Spikes Award Preseason Watch List

Preseason National Pitcher of the Year - Baseball America  
Preseason National Pitcher of the Year - Perfect Game  
Preseason First Team All-America - Baseball America (Unan.)  
Preseason First Team All-America - D1Baseball  
Preseason First Team All-America - NCBWA  
Preseason First Team All-America - Perfect Game  
Preseason First Team All-America - The Athletic  
Preseason ACC Pitcher of the Year - Baseball America  
Preseason ACC Pitcher of the Year - D1Baseball  
Preseason ACC Pitcher of the Year - Perfect Game  
Preseason All-ACC Team - Perfect Game  
Preseason No. 1-Ranked Starting Pitcher - D1Baseball  
Preseason No. 1-Ranked Starting Pitcher - The Athletic  
Preseason No. 4 Golden Spikes Award Favorite - The Athletic

### 17 JOEY VOLINI

Second Team All-ACC  
Dick Howser Trophy Semifinalist  
Late-Season No. 26-Ranked Starting Pitcher - D1Baseball  
Late-Season No. 272-Ranked 2025 MLB Draft Prospect - Baseball America  
National Pitcher of the Year Award Watch List - College Baseball Fdn.  
Midseason No. 62-Ranked 2025 MLB Draft Prospect - D1Baseball  
Midseason ACC Pitcher of the Year - Baseball America  
National Pitcher of the Month, March - NCBWA  
Golden Spikes Award Midseason Watch List  
Midseason First Team All-America - D1Baseball  
Midseason First Team All-America - Perfect Game  
ACC Pitcher of the Week - March 31  
Midseason No. 10-Ranked Starting Pitcher - D1Baseball  
Preseason No. 48-Ranked Starting Pitcher - D1Baseball

### 18 MAX WILLIAMS

Second Team All-ACC  
Late-Season No. 23-Ranked Outfielder - D1Baseball  
Late-Season No. 73-Ranked 2025 MLB Draft Prospect - MLB.com  
Late-Season No. 91-Ranked 2025 MLB Draft Prospect - Baseball America  
Midseason No. 42-Ranked 2025 MLB Draft Prospect - D1Baseball  
Midseason No. 16-Ranked Outfielder - D1Baseball  
Preseason No. 29-Ranked Outfielder - D1Baseball

### 19 JOHN ABRAHAM

Preseason No. 96-Ranked Relief Pitcher - D1Baseball

### 20 JAXSON WEST

Preseason No. 19-Ranked Catcher - D1Baseball

### 24 MAISON MARTINEZ

Midseason No. 25-Ranked Relief Pitcher - D1Baseball

### 25 HUNTER CARNES

Midseason No. 43-Ranked Catcher - D1Baseball  
Preseason ACC Freshman of the Year - Baseball America  
Preseason ACC Freshman of the Year - Perfect Game  
Preseason No. 38-Ranked Catcher - D1Baseball  
Preseason No. 3-Ranked Impact Freshman - The Athletic

### 27 PEYTON PRESCOTT

Late-Season No. 264-ranked 2025 MLB Draft Prospect - Baseball America  
Midseason No. 80-Ranked Relief Pitcher - D1Baseball  
Preseason No. 41-Ranked Relief Pitcher - D1Baseball

### 30 CAM LEITER

Late-Season No. 80-Ranked 2025 MLB Draft Prospect - MLB.com  
Late-Season No. 85-Ranked 2025 MLB Draft Prospect - Baseball America  
Midseason No. 31-Ranked 2025 MLB Draft Prospect - D1Baseball  
Preseason Third Team All-America - Baseball America

### 45 EVAN CHREST

Late-Season No. 280-Ranked 2025 MLB Draft Prospect - Baseball America

## SUCCESSFUL ACC SERIES

- » Having won six of its nine ACC series and all four non-conference series, FSU is one of three ACC teams to win at least 67% of its conference series and every non-conference series.
- » Florida State began the ACC season with a 7-2 record and three series wins, two on the road.
- » FSU won its first three ACC series for the first time since 2022 and second since 2016.
- » The Seminoles' 7-2 start was their best since a 7-1 open in 2016 and a 7-2 mark in 2015.
- » The 2016 ACC season began with a 3-0 sweep of Georgia Tech, a 2-1 series win at Pitt, 1-0 weekends vs. NC State and at Boston College and a 2-1 series vs. Louisville.
- » 2015 opened with a 3-0 sweep of Boston College and 2-1 series wins vs. Wake Forest, at Virginia and vs. Virginia Tech.
- » The last time FSU was 7-2 or better to start an ACC season with two road weekends was a 8-1 start to 2012, with 3-0 sweeps at Duke and vs. Virginia before a 2-1 series at Wake Forest.

## ACC Starts in the Last 10 Seasons

Year	Series 1	Series 2	Series 3	Series 4
2025	3-0	2-1	2-1	1-2
2024	3-0	0-3	2-1	2-1
2023	2-1	1-2	0-3	0-3
2022	2-1	2-1	2-1	0-3
2021	0-3	2-1	2-1	3-0
2020	1-2	(Covid-19 ended season)		
2019	2-1	1-2	2-1	1-2
2018	1-2	2-1	2-1	2-1
2017	2-1	1-2	3-0	0-3
2016	3-0	2-1	1-0, 1-0*	2-1
2015	3-0	2-1	2-1	2-1

\* Consecutive one-game series due to weather

## HOT START FOR THE RECORD BOOK

- » Florida State opened the season 15-0, tied for the fourth-longest season-opening win streak in team history. The Seminoles were one of two unbeaten teams left.
- » For the first time ever, FSU started back-to-back seasons at 13-0 or better, with this year's 15-0 start going along with 2024's 19-0 open. Florida State had two back-to-back years of 12-0 starts or better before the current two-year run eclipsed that, in 2007-08 and 2018-19.
- » Florida State was 15-0 for the fifth time in school history. The record start is 23-0 to begin the 2007 campaign, followed by last year's 19-0. The 2013 team opened on a 16-0 run while the 1975 club's 15-0 mark was matched.

## 10-0 in Back-to-Back Seasons

Years	Year One	Year Two
1971-72	1971: 10-0	1972: 12-0
2007-08	2007: 23-0	2008: 12-0
2018-19	2018: 14-0	2019: 12-0
<b>2024-25</b>	<b>2024: 19-0</b>	<b>2025: 15-0</b>

- » Florida State was 15-0 for the fifth time in school history. The record start is 23-0 to begin the 2007 campaign, followed by last year's 19-0. The 2013 team opened on a 16-0 run while the 1975 club's 15-0 mark was matched.

## Best Unbeaten Starts in FSU History

Year	Season-Opening Win Streak
2007	23-0
2024	19-0
2013	16-0
1975	15-0
<b>2025</b>	<b>15-0</b>

- » FSU's longest win streak is 25 games in 2002, followed by the 23-0 2007 open.

## MIDSEASON AWARDS AND RECOGNITION

\* Midseason stats listed thru 27 games on March 31

- » LHP Jamie Arnold, LHP Wes Mendes and LHP Joey Volini were named to the Golden Spikes Award Midseason Watch List on April 3.
- » SS Alex Lodise was named the Midseason Player of the Year by Baseball America and Perfect Game and the Midseason Top Player by D1Baseball. He earned Midseason First Team All-America honors from both outlets. Lodise also was tabbed the No. 3-ranked shortstop by D1Baseball after starting the year at No. 27.
- » Lodise led the NCAA with 54 hits and 101 total bases, and was 4th with a .466 avg., 7th with a .871 slugging pct. and 22nd with 11 home runs.
- » Volini earned Midseason First Team All-America distinction by D1Baseball and Perfect Game. He moved up to No. 10, from No. 48 in the preseason, on D1Baseball's list of top starters.
- » In 43.1 innings, Volini led the country with seven wins and was top-25 in complete games (2nd, 2), ERA (4th, 1.25), WHIP (6th, 0.81), strikeouts (7th, 63), strikeout-to-walk ratio (17th, 7.00) and strikeouts per nine innings (23rd, 13.08).
- » Volini was 7-0 in seven starts in 2025. He is FSU's first starter to achieve that feat since Michael Hyde went 8-0 in eight starts in 2008.
- » Arnold collected Midseason Second Team All-America accolades by PG and is No. 3 on D1Baseball's midseason starting pitchers list.
- » Arnold was 3-1 with a 3.07 ERA, 38 strikeouts, 11 walks and 10 earned runs on 19 hits in 29.1 inn.
- » 1B Myles Bailey was tabbed a Midseason First Team All-Freshman by Perfect Game. He was No. 21 on D1Baseball's midseason first baseman list after being ranked No. 32 in the preseason.
- » Mendes was 4-0 with a 2.83 ERA, 52 strikeouts, 13 walks and 11 earned runs on 26 hits in 35.0 innings. He was No. 33 on D1Baseball's midseason list of starting pitchers, up from No. 144 in the preseason.
- » Others to rise in the D1Baseball midseason position rankings from the preseason were 2B Drew Fautot (14 from 27, second basemen), CF Max Williams (16 from 29, outfielders)
- » Entering D1Baseball's list from being unranked in the preseason are RF Gage Harrelson (59, outfielders) and RHP Maison Martinez (25, relievers)

## SINGLES ON SINGLES ON SINGLES

- » FSU beat Penn, 24-2 in seven innings, on February 21 behind an offensive attack that featured 20 hits, all but one of them singles.
- » The 19 singles is tied for third-most in a single game in program history.
- » The lone extra-base hit was a Drew Fautot three-run home run in the 4th inning.
- » Nineteen singles to one extra-base hit is the greatest ratio of singles-to-hits in a game with at least one extra-base hit.

## Most Singles in a Game - FSU History

Date	Opponent	Singles / Total Hits
May 15, 1992	Georgia State	24 / 36
May 31, 2008	Florida	20 / 25
March 1, 2013	Villanova	19 / 22
<b>February 21, 2025</b>	<b>Penn</b>	<b>19 / 20</b>

## ACC STANDINGS (as of games through May 25, 2025)

	ACC	Pct.	Overall	Streak
Georgia Tech	19-11	.630	40-17	L1
<b>FLORIDA STATE</b>	<b>17-10</b>	<b>.630</b>	<b>38-14</b>	<b>L1</b>
North Carolina	18-11	.621	42-12	W3
NC State	17-11	.607	33-19	L3
Clemson	18-12	.600	44-16	L1
Virginia	16-11	.593	32-18	L1
Duke	17-13	.567	37-19	L1
Wake Forest	16-14	.533	36-20	L2
Miami	15-14	.517	31-24	L2
Louisville	15-15	.500	35-21	L1
Notre Dame	14-16	.467	32-21	L1
Virginia Tech	12-18	.400	31-25	L1
Stanford	11-19	.367	27-25	L1
Boston College	11-19	.367	28-29	L1
Pitt	10-20	.333	28-27	L1
Cal	9-21	.300	24-31	L1

## ACC in the NCAA Championships

No. 5 North Carolina - No. 1 seed, Chapel Hill Regional  
**No. 9 Florida State - No. 1 seed, Tallahassee Regional**  
 No. 11 Clemson - No. 1 seed, Clemson Regional  
 Duke - No. 2 seed, Athens Regional  
 Georgia Tech - No. 2 seed, Oxford Regional  
 Louisville - No. 2 seed, Nashville Regional  
 Miami - No. 3 seed, Hattiesburg Regional  
 NC State - No. 2 seed, Auburn Regional  
 Wake Forest - No. 2 seed, Knoxville Regional

## FSU vs. 2025 OPPONENTS & ACC

Opponent	First	All-Time	2025 Results
B. College	2006	44-12	8-2, 14-0 (7), 6-2 <sup>H</sup>
<b>B. Cookman</b>	<b>2000</b>	<b>9-0</b>	<b>9-7<sup>H</sup></b>
Cal	1992	5-2	8-2, 0-5, 5-1 <sup>A</sup>
Clemson	1958	85-78-1	6-5 (11), 3-6, 20-9 (8) <sup>H</sup>
Duke	1954	84-30	14-7 <sup>N</sup>
Florida	1956	135-129-1	2-7 <sup>H</sup> , 8-4 <sup>N</sup> , 4-5 <sup>A</sup>
Georgetown	2025	3-0	7-2, 11-2, 4-3 <sup>H</sup>
Georgia Tech	1959	81-51	--
Jacksonville	1964	138-42	9-6 <sup>A</sup> , 11-10 <sup>H</sup> , 14-2 (7) <sup>H</sup>
J. Madison	2022	9-0	6-0, 9-2, 10-0 (8) <sup>H</sup>
Lipscomb	2025	2-0	10-1, 11-5 <sup>H</sup>
Louisville	1977	37-15	10-2, 4-9, 2-14 <sup>A</sup>
Mercer	1948	68-11	3-9 <sup>H</sup>
Miami	1951	164-137-4	14-1 (7), 6-9, 10-6 <sup>A</sup>
<b>Mississippi St.</b>	<b>1964</b>	<b>7-7</b>	<b>TBD</b>
North Carolina	1956	74-41	3-8, 1-11 (7), 5-4 <sup>H</sup> , 5-7 <sup>N</sup>
North Florida	2006	13-4	10-1 <sup>H</sup>
NC State	1962	77-40	--
<b>Northeastern</b>	<b>--</b>	<b>0-0</b>	<b>TBD</b>
Notre Dame	1956	27-17	9-16, 4-2, 17-9 <sup>A</sup>
Penn	2025	3-0	24-2 (7), 9-3, 5-3 <sup>H</sup>
Pitt	1983	29-8	--
Stanford	1992	11-9	--
Stetson	1949	70-26	11-6 <sup>H</sup>
USF	1969	76-16	6-2 <sup>A</sup> / 19-0 <sup>H</sup>
Virginia	1972	62-34	Canceled (4/17-19) <sup>H</sup>
Virginia Tech	1967	51-18	3-1, 12-1, 4-2 <sup>A</sup>
Wake Forest	1962	98-40	5-4, 0-12 (7), 2-17 (8) <sup>H</sup>



# GAME NOTES

## SELLING OUT HOWSER

Seminole fans wasted no time filling Dick Howser Stadium in 2025, with three sellouts in the first six games and seven sellouts overall through 24 games. Those capacity crowds of 6,700 are tied for No. 7 on FSU's all-time attendance list at the ballpark that opened in 1983. Two sellouts against James Madison and one against Penn and Stetson are the first four games to eclipse 6,600 against a team that wasn't in-state rivals Florida and Miami.

Florida State is averaging a single-season school-record 5,547 fans per game at Dick Howser Stadium this season. That's first in the ACC, ninth in the country and the only non-SEC team in the top 11 nationally.

## Top Crowds at Dick Howser Stadium (Capacity: 6,700)

	Attendance	Date	Opponent
1	6,789	4/19/2008	Miami
2	6,756	4/18/2008	Miami
3	6,737	4/15/2008	Florida
4	6,730	4/10/2012	Florida
5	6,719	4/9/2013	Florida
6	6,715	4/15/2006	Miami
7	6,700	4/14/2006	Miami
	6,700	4/29/2024	Florida
	6,700	4/12/2024	Miami
	6,700	2/14/2025	James Madison
	6,700	2/15/2025	James Madison
	6,700	2/22/2025	Penn
	6,700	3/11/2025	Florida
	6,700	4/4/2025	Wake Forest
	6,700	4/5/2025	Wake Forest
	6,700	4/22/2025	Stetson
	6,700	5/2/2025	Clemson
	6,700	5/3/2025	Clemson
19	6,634	4/14/2015	Florida
20	6,601	4/13/2024	Miami
21	6,593	3/1/2014	Miami
22	6,574	4/18/2007	Florida
23	6,568	2/22/2014	Georgia
24	6,561	4/13/2013	Duke
25	6,544	3/1/2008	Auburn

## IN-STATE SUCCESS

- » Florida State has 14 games against seven in-state schools on its 2025 schedule. That includes an ACC series at Miami and three midweeks against Florida, at home, in Jacksonville and on the road.
- » FSU went 17-1 against in-state schools in 2024, the best winning percentage in program history

## Noles vs. the State of Florida in 2025

Overall: 11-3 | Home: 6-1 | Road: 4-2 | Neutral: 1-0

Opponent	Record	Results/Dates
Jacksonville	3-0	9-6 <sup>A</sup> , 11-10 <sup>H</sup> , 14-2 <sup>H</sup>
USF	2-0	6-2 <sup>A</sup> , 19-0 <sup>H</sup>
Bethune-Cookman	1-0	9-7 <sup>H</sup>
North Florida	1-0	10-1 <sup>H</sup>
Miami	2-1	14-1, 6-9, 10-6 <sup>A</sup>
Florida	1-2	2-7 <sup>H</sup> , 8-4 <sup>N</sup> , 4-5 <sup>A</sup>
Stetson	1-0	11-6 <sup>H</sup>

## TWO PART OF FSU HALL OF FAME CLASS OF 2025

- » The Florida State Athletics Hall of Fame 2025 class was announced on April 8, which includes All-American Bryan Henry and two-way star Jameis Winston. The pair are the 41st and 42nd baseball players to be inducted into FSU's Hall of Fame and the first since Pedro Grifol and Eduardo Perez in 2023.

## Bryan Henry (2005-07) - Tallahassee, Fla., Florida HS

- » Named ACC Pitcher of the Year as a senior...earned First Team All-America honors...was voted first team All-ACC all three years at FSU...posted a career record of 32-9 with an ERA of 2.60 at FSU...his ERA was under 2.90 each of his three years...pitched 322.1 innings and struck out 273 with only 75 walks...opponent's batting average was just .231... had a 14-game winning streak in 2007.

## Jameis Winston (2013-14) - Hueytown, Ala., Hueytown HS

- » Compiled a 2-2 record with nine saves and a 1.94 ERA as a pitcher...As a QB on the football team, led FSU to the 2013 national title and 2014 College Football Playoffs...won every award available, including the Heisman Trophy, Walter Camp Award and Davy O'Brien Award...FSU and national freshman record holder for touchdown passes (40) and broke the national freshman record for passing yards (4,057)...Passed for 7,964 yards (third in FSU history) and 65 touchdowns (second in FSU history), with a 26-1 record in two years.

## ACC WEEK 9: A WIN FOR ACC RUNNER-UP

- » In the second top-five series in Tallahassee in three weeks, FSU lost a three-game series to No. 4 North Carolina from May 15-17, just the team's third series loss of the year. A 5-4 comeback victory in the finale helped FSU secure its second-place ACC finish to conclude the regular season. The matchup between two 2024 College World Series teams pitted two of the top four teams in the standings against each other.
- » In the opener on May 15, the Tar Heels earned an 8-3 win behind a complete game from their starter. FSU's three runs on four hits included a home run and two RBI from Lodise and two hits by sophomore third baseman Cal Fisher. Arnold suffered just his second loss in 2025. UNC led 1-0 in the first and 4-0 in the fifth. FSU scored its first run in the bottom of the fifth and added two in the bottom of the sixth, but that came after North Carolina added four in the top half.
- » FSU suffered an 11-1 loss in the middle game on May 16. Florida State was held to one run on seven hits. Bailey had an RBI, Lodise scored one run as Volini fell to 8-4.
- » The Seminoles rallied with two eighth-inning runs to win the finale, 5-4. Bailey drove in the winning score with a two-out single in the eighth inning, one batter after Max Williams singled in the tying run. That followed UNC taking its first lead of the game with a solo home run in the top of the inning. Abraham got the win, pitching the final 1.1 innings of no-hit ball with three strikeouts. Sophomore lefty Wes Mendes held UNC to two runs on four hits in 6.1 innings.

## NOLES IN THE PROS (as of May 21, 2025)

### Major League Baseball

Tyler Holton	P	Detroit Tigers
Cal Raleigh	C	Seattle Mariners
Cole Sands	P	Minnesota Twins
Cam Smith	OF	Houston Astros
Taylor Walls	INF	Tampa Bay Rays
Luke Weaver	P	New York Yankees
Kevin Cash	Manager	Tampa Bay Rays
Mark Hallberg	Coach	San Francisco Giants

### Triple A

Shane Drohan	LHP	Worcester Red Sox (BOS)
Brandon Leibrandt	LHP	Scranton/Wilkes-Barre RailRiders (NYY)
Parker Messick	LHP	Columbus Clippers (CLE)
DJ Stewart	OF	Indianapolis Indians (PIT)
CJ Van Eyk	P	Buffalo Bisons (TOR)

### Double A

Jack Anderson	RHP	Portland Sea Dogs (BOS)
Jackson Baumeister	RHP	Montgomery Biscuits (TB)
J.C. Flowers	RHP	Altoona Curve (PIT)
Mat Nelson	C	Chattanooga Lookouts (CIN)
Drew Parrish	LHP	Chattanooga Lookouts (CIN)

### High A

Marco Dinges	INF	Wisconsin Timber Rattlers (MIL)
Carson Dorsey	LHP	Aberdeen IronBirds (BAL)
Jaime Ferrer	OF	Cedar Rapids Kernels (MIN)
Bryce Hubbart	LHP	Daytona Tortugas (CIN)
James Tibbs III	OF	Eugene Emeralds (SF)

### Single A

Wyatt Crowell	LHP	Great Lakes Loons (LAD)
Carson Montgomery	RHP	Lake Elsinore Storm (SD)
Brennen Oxford	LHP	Fort Myers Mighty Mussels (MIN)
Yoel Tejada Jr.	RHP	Fredericksburg Nationals (WAS)
Colton Vincent	RHP	Lake Elsinore Storm (SD)
Conner Whittaker	RHP	Lynchburg Hillcats (CLE)

### Rookie

Gavin Adams	RHP	FCL Pirates (PIT)
-------------	-----	-------------------

### NFL

Jameis Winston	QB	New York Giants
----------------	----	-----------------

## ACC WEEK 8: GOLDEN STATE SERIES WIN

- » Florida State is coming off a series win at Cal from May 9-11 in Berkeley, California. The weekend began with an 8-2 win, as Fautrot extended his hit streak to 12 consecutive at-bats to tie the FSU record. FSU trailed 2-0 after three innings but rallied to tie it in the fourth and take the lead in the fifth. The Seminoles suffered a 5-0 loss the following day thanks to a run in the third and four in the fifth for the home team to even the series. Florida State secured the series win on Sunday with single runs in the middle three innings and two insurance tallies in the eighth. Sophomore third baseman Cal Fisher had two hits, an RBI and two runs scored to extend his career-long hit streak to 14 games.

## ACC WEEK 7: DRAMA-FILLED TOP-FIVE SERIES WIN

- » In a matchup between two top-five teams, then-No. 5 Florida State earned a dramatic series victory over then-No. 3 Clemson from May 2-4. FSU walked the Tigers off twice, once in extra innings and once in the eighth and earned its highest-ranked wins of the season.
- » The series began with a 6-5, walk-off win in 11 innings on May 2, as the Seminoles scored two runs in the ninth to tie it with two outs at 4-4. CF Max Williams twice provided the extra-inning heroics, with a game-tying home run in the 10th inning and a game-winning single in the 11th. Clemson took a 3-2 lead in the seventh, led 4-2 in the eighth and also homered in the 10th to go ahead 5-4. RHP Peyton Prescott earned the win with a scoreless 11th inning.
- » The following day, in a game that was suspended into Sunday due to lightning, Clemson scored late to even the series with a 6-3 win. The Seminoles led 3-1 after seven, but the Tigers scored three in a rainy eighth to take a 4-3 lead. Lightning in the bottom of the eighth pushed the finish to Sunday. LHP Joey Volini pitched a career-long 8.0 innings on just 93 pitches and held Clemson to four runs, three earned, on five hits with seven strikeouts. Three of the four runs and three of five hits came in the eighth inning after the rain arrived.
- » In the May 4 finale, Florida State walked it off in eight innings with a 20-9 win. FSU's offensive attack featured a seven-run second inning and a five-run eighth, fueled by six home runs, including three in the walk-off eighth. It's the first time since March 28, 2021 that the team hit three homers in one inning and the third time this year it has clubbed six long balls in a game. The Garnet and Gold hit .500 (6-12) and scored seven runs with two outs. The Tigers were hitless with two outs. 2B Drew Fautrot provided the walk-off heroics with his second homer of the day. SS Alex Lodise also hit two home runs. Three players had four hits, the first time the Seminoles had multiple players with four hits since April 19, 2023. 1B Myles Bailey, who also homered, had five RBI and Fautrot and Lodise had four.

## ACC WEEK 6: RANKED ROAD SERIES LOSS

- » In a top-20 road series, Florida State suffered its second series loss of the season and first on the road with two defeats at No. 19 Louisville. FSU won the opener - just UofL's fourth home loss in 2025 - before a pair of losses.
- » Five home runs and a dominant start by LHP Jamie Arnold led FSU to a 10-2 win on a rainy night in the opener on April 25. The Seminoles scored four runs in the first inning and never looked back. Arnold held the Cardinals to just two runs on six hits in a career-long 7.2 innings. He struck out a season-best 11 and walked one. 2B Drew Fautrot had three hits, three RBI and two runs scored, while SS Alex Lodise also had three hits with one RBI and three runs. The infield duo each homered and paired together to turn two double plays.
- » FSU saw its six game win streak snapped with a 9-4 loss on Saturday. Lodise led the team with two hits and three RBI in the defeat. LHP Joey Volini allowed three runs on five hits in 5.0 innings with four strikeouts and no walks. He got a no-decision for the first time in 10 starts this season and did not earn a win for just the second time.
- » Florida State lost the series finale 14-2 on Sunday. Louisville scored five in the first inning before FSU fought back with two in the third to get to within three. However, UofL got both runs back in the sixth and added seven in the seventh. Lodise had two hits and two RBI. After he gave up five runs in the first, LHP Wes Mendes retired 10 of the next 11 batters he faced.

## ACC WEEK 5: TOP-25 ROAD SWEEP

- » In a top-25 matchup between two of the top five teams in the conference, Florida State swept No. 25 Virginia Tech in Blacksburg from April 12-13. In their first weekend series against a ranked opponent, the Seminoles won three games in 27 hours to earn their first road ACC sweep since a series at Miami in March, 2021. FSU swept VT for the first time since 2015 and in Blacksburg for the first time since 2008. In total in three games, Florida State used just six pitchers, two each game, and allowed a total of four runs.
- » In game one of a doubleheader on April 12, another seven strong innings on the mound for LHP Joey Volini led FSU to a 3-1 victory. On a chilly early afternoon, Volini allowed one run on two hits in 7.0 innings. SS Alex Lodise was one of three Seminoles with two hits and he had one RBI. The Seminoles took a 1-0 lead in the fourth inning, but the Hokies answered quickly with one in the bottom half to tie it. Florida State responded right back with two more in the fifth to retake a lead it would not relinquish.
- » FSU completed the DH with a 12-1 victory in the nightcap. LHP Jamie Arnold held the Hokies to one run on four hits in a career-high-tying 7.0 innings. He struck out nine and walked just two. Meanwhile, the offense scored single runs in four of the first six innings, all on homers, before a two-run seventh and three in the eighth and ninth to put the game away. Lodise led the team with two hits, three RBI and two runs scored.
- » On a sun-soaked Sunday, FSU completed the sweep with a 4-2 comeback win. VT took a 1-0 lead in the first inning before Florida State answered with single runs in the fourth and fifth and two in the sixth. The Hokies plated one in the seventh but could not get any closer. LHP Wes Mendes allowed one run on six hits in 5.2 innings and struck out four and walked three. Offensively, LF Chase Williams had two hits and two RBI, both career-high-tying totals, to pace the way.

## ACC WEEK 4: FIRST SERIES LOSS

- » In a matchup between two of the top five teams in the ACC, Florida State lost its first weekend series with a pair of defeats in three games to Wake Forest from April 4-6. FSU had won its first seven series to open the campaign, including three in the ACC. The Seminoles dropped back-to-back games for the first time in 2025.
- » In the opener on April 4, FSU notched its second walk-off win in its last six games, 5-4. CF Max Williams was the ninth-inning hero with an RBI single in front of a sold-out, energetic crowd. The Seminoles led 4-0 in the fourth, but the Demon Deacons fought back to tie it with no outs in the seventh. FSU pitchers then stranded a combined five runners on base while getting the final nine outs to set up Williams' walk-off hit. The FSU pitching staff helped Wake Forest strand 11 runners on base. WF's leadoff hitters were 6-for-9 on the night but then 2-for-22 with runners on and 1-for-11 with runners in scoring position. Wake was held without a two-out RBI.
- » The series was evened Saturday with a 12-0 loss. FSU was shut out for the first time and had a season-low-tying three hits. LPH Joey Volini suffered his first FSU loss. He allowed more than two runs and did not pitch into at least the fifth inning for the first time this year.
- » FSU lost the finale 17-2. Florida State led 2-0 after two before Wake scored four in the fourth, seven in the fifth and six in the eighth. LHP Wes Mendes got the loss, his first in 2025, and allowed seven runs on five hits in 4.0 innings.

## ACC WEEK 3: DH SWEEP FOR SERIES WIN

- » FSU secured its third series win in ACC play and won all seven series to begin 2025 after two victories at Notre Dame from March 28-30. The Seminoles dropped the opener before taking both games of a doubleheader two days later.
- » The series began with a 16-9 loss on March 28. The Seminoles scored nine runs on 13 hits with two errors while the Fighting Irish scored 16 runs on 15 hits with one error. Florida State hit six home runs in the defeat, the third consecutive ACC series opener FSU hit four or more and tied for the most on the season along with a similar six-homer outburst at Miami.
- » Rain forced a doubleheader on Sunday, and LHP Joey Volini threw his second consecutive seven-inning complete game in a 4-2 win in the opener. In seven innings, he allowed just two runs on four hits with a career-high-tying 11 strikeouts. Volini improved to 7-0 in seven starts this season and is the first Seminole starter to achieve the feat since Michael Hyde posted an 8-0 start in his first eight games in 2008. RF Gage Harrelson hit his third home run of the season for a seventh-inning insurance run as part of a one-hit, two-RBI day.
- » In the finale, FSU completed the doubleheader sweep with a 17-9 victory, aided by five home runs, including the first career long ball for DH James Hankerson Jr. FSU scored five in the first, seven in the second and two in the third to highlight the offensive showing. Along with his first homer, Hankerson Jr. had two hits, six RBI and three runs scored, all collegiate bests. He entered the day with one career hit in five at-bats. Three others also homered, as SS Alex Lodise hit two and 3B Carter McCulley and CF Max Williams hit one. RHP Chris Knier earned his first career win and did not allow a run on two hits with a strikeout and a walk in 1.2 innings.

## ACC WEEK 2: RIVALRY WEEKEND WIN

- » The Seminoles earned a series win at Miami from March 20-22, the team's sixth consecutive series win to begin the year. It was their second in ACC play and their first overall on the road. FSU improved to 164-137-4 all-time against Miami, with a 5-1 record in the last two years.
- » A complete game by LHP Joey Volini and a team-high six home runs powered FSU to a 14-1 win in a seven-inning opener on Thursday night. SS Alex Lodise and C Hunter Carns both hit two home runs as Volini turned in Florida State's first complete game of any length since 2018. He allowed one run, a solo homer to lead off the third, on just two hits, with nine strikeouts and one walk with 79 pitches thrown. Lodise's two homers were part of a four-hit, five RBI day.
- » FSU's late rally came up short in a 9-6 loss on Friday night. The Seminoles scored four runs on seven hits in the final two innings and sent the tying run to the plate in the ninth with one out, but it was not enough. The late scores came after UM led 4-2 after three innings and 8-2 after five. It was the team's first conference loss in 2025, and they were the last ACC team to drop a game in league play. It also was FSU's first loss away from home and first weekend defeat. Florida State lost for the first time when scoring first and scoring in the first inning.
- » In Saturday night's finale, a seven-run fourth inning and 5.0 shutout innings by relievers helped Florida State to a series-clinching, 10-6 victory. A seven-run fourth inning turned a 3-2 deficit into a 9-3 lead, and the bullpen, led by RHP Peyton Prescott, gave up just two hits with eight strikeouts in the final 5.0 innings to secure the win. In a season-long 4.0 innings, Prescott allowed just two hits with a season-high seven strikeouts and two walks. RF Gage Harrelson and CF Max Williams both had two hits, three RBIs and a run scored to lead the way. Williams homered in the eighth inning.

## ACC WEEK 1: LIGHTS-OUT SWEEP

- » FSU began ACC play with a sweep of Boston College from March 14-15. In three games, Florida State outscored Boston College 28-4 and out-hit the visitors 40-13. The Seminoles hit nine home runs with another nine doubles with 12 walks. FSU's seven pitchers posted a 0.72 ERA with just two earned runs allowed and 35 strikeouts in 25.0 innings.
- » 2B Drew Fautrot homered twice and LHP Joey Volini had another strong start as the Seminoles won the opener 8-2 on Friday. SS Alex Lodise and 1B Myles Bailey also hit home runs. In 6.0 innings, Volini gave up one unearned run on four hits with eight strikeouts and two walks.
- » The teams played a doubleheader on Saturday, beginning with a 14-0 Florida State win. LHP Jamie Arnold had a strong return to the mound as the offense scored multiple runs in five of its six innings. Bailey homered again, as did RF Gage Harrelson, who had four hits and four RBI. Arnold didn't allow a run in 4.2 innings with eight strikeouts and just one hit allowed.
- » The Seminoles completed the sweep with a 6-2 win in Saturday's nightcap. FSU scored three in the first and never looked back, with the help of insurance runs in each of the last three innings. LHP Wes Mendes pitched a career-long 7.0+ innings and did not allow an earned run with eight strikeouts and no walks. CF Max Williams homered twice and had three hits and three RBI. Fautrot also hit another home run in the win.

## A LOOK BACK ON 2024

### NOLES REACH 24th COLLEGE WORLD SERIES

- » For the 24th time in program history - and first since 2019 - Florida State ended the season in the College World Series after sweeping UConn in the Tallahassee Super Regional.
- » FSU opened its week in Omaha with a 12-11 loss to top-ranked Tennessee, followed by a 7-3 win over No. 12 Virginia and a 9-5 victory against No. 4 North Carolina. The team's CWS run ended with a 7-2 loss to Tennessee in the national semifinal. OF Jaime Ferrer and C Jaxson West were named to the CWS All-Tournament Team.

### FSU WINS SUPER REGIONAL

- » Florida State swept UConn in the Super Regional, with a 24-2 victory before a 10-8 12-inning win.
- » FSU has won a team-record six straight Super Regional games after sweeping Sam Houston State (2017), LSU (2019) and UConn (2024).
- » In the clincher vs. UConn, OF James Tibbs III hit three home runs, the most by a Nole since 2010.

### SEMINOLES SWEEP TALLAHASSEE REGIONAL

- » FSU advanced to its 18th Super Regional - the most all-time - after beating (3) UCF twice and (4) Stetson in the Tallahassee Regional.
- » Starting pitcher Jamie Arnold was the Most Outstanding Player. FSU had seven players on the All-Region Team: Arnold, SP Carson Dorsey, C, Jaxson West, 1B Daniel Cantu, 3B Cam Smith, OF Jaime Ferrer and DH Marco Dinges.

### NOLES BACK IN THE POSTSEASON

- » Florida State earned the No. 8 national seed in the NCAA Tournament and hosted a regional for the 36th time in program history.
- » FSU last hosted a regional in 2018, snapping the longest hosting drought in program history.

### TALLY TURNAROUND

- » A year after missing the postseason for the first time since 1977 - breaking an NCAA-record 44-year run - FSU won 24 more games in 2024.

### Largest Win Improvement From 2023

Florida State	+26	2023: 23	2024: 49
Louisiana Tech	+17	2023: 28	2024: 45
San Diego	+17	2023: 24	2024: 41
Tulane	+17	2023: 19	2024: 36

- » FSU's 26-win improvement is the best year-over-year in school history; the previous best (non-COVID) was +13 from 2001 (47) to 2002 (60).
- » At 49-17, FSU led the ACC in wins.
- » The 49 wins are FSU's most since 2012 (50-17)
- » The Seminoles hit 131 home runs, tied for second-most in program history with 1982, and the most since 146 in 82 games in 1985.
- » FSU's 68-HR improvement from 2023 was the best in the country

### Largest HR Improvement From 2023

Florida State	+76	2023: 55	2024: 131
Austin Peay	+71	2023: 75	2024: 146
SE Louisiana	+56	2023: 30	2024: 86
USC Upstate	+55	2023: 53	2024: 108



# RESULTS BREAKDOWN

38-14 Overall | 17-10 ACC (2nd) | 1-1 Postseason | 24-7 Home | 12-6 Away | 2-1 Neutral  
Longest Win Streak: 15 | Longest Losing Streak: 3 | Current Streak: Lost 1

Date	Opponent	W/L	Score	Florida State				Opponent				Inn.	Record	ACC	Pitcher	Attendance	Time	
				R	H	E	LOB	R	H	E	LOB							
2/14	James Madison	W	6-0	6	4	1	10	0	2	5	3	9	1-0		Arnold (1-0)	6,700 # ^	2:42	
2/15	James Madison	W	9-2	9	10	1	8	2	5	3	5	9	2-0		Volini (1-0)	6,700 #	2:47	
2/16	James Madison	W	10-0	10	18	0	11	0	3	2	5	8	3-0		Mendes (1-0)	4,775	3:02	
2/18	at USF	W	6-2	6	11	0	9	2	9	0	10	9	4-0		Abraham (1-0)	3,211 # ^	3:14	
2/21	Penn	W	24-2	24	20	1	10	2	4	1	5	7	5-0		Arnold (2-0)	5,116	2:39	
2/22	Penn	W	9-3	9	11	1	5	3	9	3	13	9	6-0		Volini (2-0)	6,700 #	2:48	
2/23	Penn	W	5-3	5	9	0	11	3	5	2	5	9	7-0		Mendes (2-0)	4,829	3:00	
2/26	at Jacksonville	W	9-6	9	15	2	15	6	10	6	11	9	8-0		Chrest (1-0)	1,118 ^	3:45	
2/28	Georgetown	W	7-2	7	12	1	11	2	5	1	7	9	9-0		Abraham (2-0)	5,346	2:50	
3/1	Georgetown	W	11-2	11	15	0	10	2	3	3	8	9	10-0		Volini (3-0)	5,706	3:00	
3/2	Georgetown	W	4-3	4	9	1	9	3	8	2	7	9	11-0		Prescott (1-0)	4,674	2:55	
3/4	North Florida	W	10-1	10	14	0	11	1	4	2	4	9	12-0		Chrest (2-0)	5,066	2:54	
3/5	Bethune Cookman	W	9-7	9	10	2	9	7	12	0	10	9	13-0		Manca (1-0)	4,148	3:02	
3/7	Lipscomb	W	10-1	10	10	1	8	1	7	0	5	9	14-0		Volini (4-0)	4,435	2:31	
3/8	Lipscomb	W	11-5	11	17	0	10	5	7	1	8	9	15-0		Mendes (3-0)	4,157	2:59	
3/11	#7 Florida	L	2-7	2	6	1	5	7	8	0	10	9	15-1		Chrest (2-1)	6,700 #	3:14	
3/14	Boston College *	W	8-2	8	14	1	14	2	6	0	7	9	16-1	1-0	Volini (5-0)	4,452	3:14	
3/15	Boston College *	W	14-0	DH	14	16	0	7	0	2	1	3	7	17-1	2-0	Arnold (3-0)	5,044	2:03
3/15	Boston College *	W	6-2	DH	6	10	1	5	2	5	1	2	9	18-1	3-0	Mendes (4-0)	5,044	2:26
3/18	Mercer	L	3-9	3	3	1	5	9	10	1	11	9	18-2		Manca (1-1)	5,546	3:17	
3/20	at Miami *	W	14-1	14	14	0	4	1	2	1	1	7	19-2	4-0	Volini (6-0)	3,070 ^	2:10	
3/21	at Miami *	L	6-9	6	12	2	13	9	9	1	7	9	19-3	4-1	Arnold (3-1)	3,483 ^	3:14	
3/22	at Miami *	W	10-6	10	13	0	7	6	8	3	11	9	20-3	5-1	Prescott (2-0)	3,555 # ^	3:18	
3/25	vs Florida <sup>1</sup>	W	8-4	8	8	1	6	4	3	1	6	9	21-3		Rowan (1-0)	7,341 # ^	3:05	
3/28	at Notre Dame *	L	9-16	9	13	2	6	16	15	1	9	9	21-4	5-2	Martinez (0-1)	754 ^	3:27	
3/30	at Notre Dame *	W	4-2	DH	4	3	0	7	2	4	1	4	7	22-4	6-2	Volini (7-0)	425	2:00
3/30	at Notre Dame *	W	17-9	DH	17	18	2	4	9	12	1	13	9	23-4	7-2	Knier (1-0)	425	3:27
4/1	Jacksonville	W	11-10	11	13	0	9	10	8	1	9	9	24-4		Charles (1-0)	5,532	3:34	
4/4	Wake Forest *	W	5-4	5	8	0	8	4	7	0	11	9	25-4	8-2	Prescott (3-0)	6,700 #	3:16	
4/5	Wake Forest *	L	0-12	0	3	0	7	12	13	1	9	7	25-5	8-3	Volini (7-1)	6,700 #	2:31	
4/6	Wake Forest *	L	2-17	2	5	2	11	17	16	0	8	8	25-6	8-4	Mendes (4-1)	5,501	3:13	
4/8	at Florida	L	4-5	4	8	0	8	5	6	0	7	9	25-7		Martinez (0-2)	6,059	2:56	
4/12	at #25 Virginia Tech *	W	3-1	DH	3	8	0	9	1	4	0	5	9	26-7	9-4	Volini (8-1)	1,389 ^	2:59
4/12	at #25 Virginia Tech *	W	12-1	DH	12	13	0	7	1	4	1	4	9	27-7	10-4	Arnold (4-1)	1,310	3:03
4/13	at #25 Virginia Tech *	W	4-2	4	11	1	8	2	9	1	9	9	28-7	11-4	Mendes (5-1)	1,420 ^	3:00	
4/15	USF	W	19-0	19	20	0	8	0	3	1	4	7	29-7		Manca (2-1)	5,560	2:35	
4/17	Virginia *	Canceled																
4/18	Virginia *	Canceled																
4/19	Virginia *	Canceled																
4/22	Stetson	W	11-6	11	8	2	7	6	10	3	7	9	30-7		Abraham (3-0)	6,700 #	3:12	
4/25	at #19 Louisville *	W	10-2	10	13	0	5	2	6	2	4	9	31-7	12-4	Arnold (5-1)	2,466	2:48	
4/26	at #19 Louisville *	L	4-9	4	6	1	5	9	10	0	9	9	31-8	12-5	Knier (1-1)	2,724	3:12	
4/27	at #19 Louisville *	L	2-14	2	6	2	5	14	11	0	4	7	31-9	12-6	Mendes (5-2)	3,197	2:48	
5/2	#3 Clemson *	W	6-5	6	14	0	11	5	10	1	12	11	32-9	13-6	Prescott (4-0)	6,700 #	3:50	
5/3	#3 Clemson *	L	3-6	>	3	9	2	11	6	7	1	2	9	32-10	13-7	Volini (8-2)	6,700 #	2:43
5/4	#3 Clemson *	W	20-9	20	21	0	9	9	11	1	8	8	33-10	14-7	Charles (2-0)	5,542	3:39	
5/6	Jacksonville	W	14-2	14	11	0	7	2	5	2	8	7	34-10		Marlowe (1-0)	4,523	2:42	
5/9	at Cal *	W	8-2	8	12	1	7	2	6	2	9	9	35-10	15-7	Arnold (6-1)	1,106	2:45	
5/10	at Cal *	L	0-5	0	6	0	6	5	7	0	4	9	35-11	15-8	Volini (8-3)	992	2:29	
5/11	at Cal *	W	5-1	5	8	1	6	1	5	2	11	9	36-11	16-8	Mendes (6-2)	706	2:57	
5/15	#4 North Carolina *	L	3-8	3	4	1	1	8	8	0	6	9	36-12	16-9	Arnold (6-2)	5,413	2:40	
5/16	#4 North Carolina *	L	1-11	1	7	1	7	11	13	0	12	7	36-13	16-10	Volini (8-4)	5,999	2:47	
5/17	#4 North Carolina *	W	5-4	5	10	1	13	4	7	1	6	9	37-13	17-10	Abraham (4-0)	5,254	3:07	
5/23	vs. Duke <sup>2</sup>	W	14-7	14	18	0	9	7	9	2	6	9	38-13		Arnold (7-2)	4,122	3:01	
5/24	vs. #3 North Carolina <sup>2</sup>	L	5-7	5	6	2	9	7	9	1	7	9	38-14		Volini (8-5)	8,165 ^	3:21	

5/30-6/2	NCAA Regionals	Campus Sites
6/6-8	NCAA Super Regionals	Campus Sites
6/13-23	College World Series <sup>3</sup>	Omaha, Neb.   Charles Schwab Field Omaha

\* ACC Game

<sup>1</sup> Baseball Grounds of Jacksonville - Jacksonville, Florida

<sup>2</sup> ACC Championship - Durham Bulls Athletic Park - Durham, North Carolina

<sup>3</sup> College World Series - Charles Schwab Field Omaha - Omaha, Nebraska

> Game suspended in the bottom of the 8th inning due to lightning and resumed 5/4 after 16:46 delay

# Sellout

^ Season-High

Crowd at Game Time



# HOME RUN BREAKDOWN

No.	Player	Gm#	Date	Opponent	Pitcher	On Base	Inn	Outs	Count	Score	Final
1	Drew Fautot	1	2/15	James Madison	Logar	2	3	2	3-2	0-0	W 6-0
2	Gage Harrelson ^	2	2/16	James Madison	Kinsler	0	1	0	2-1	0-0	W 9-2
3	Max Williams	2	2/16	James Madison	Kinsler	1	3	1	2-2	1-0	W 9-2
4	Drew Fautot	2	2/16	James Madison	Kinsler	1	4	0	0-1	3-0	W 9-2
5	Alex Lodise	2	2/16	James Madison	Tyler	1	6	0	2-0	7-1	W 9-2
6	Max Williams	4	2/18	USF	Pundsack	0	5	1	2-1	2-0	W 6-2
7	Drew Fautot	5	2/21	Penn	von Zuben	2	4	1	2-0	14-0	W 24-2
8	Alex Lodise	6	2/22	Penn	Coyne	1	1	0	1-1	0-0	W 9-3
9	Hunter Carns ^	6	2/22	Penn	Coyne	0	4	0	2-0	5-2	W 9-3
10	Alex Lodise	7	2/23	Penn	Moss	0	4	1	0-1	4-0	W 5-3
11	Brody DeLamielleure	8	2/26	Jacksonville	Brooks	2	5	0	3-1	4-3	W 9-6
12	Alex Lodise	9	2/28	Georgetown	Raab	1	3	1	2-1	0-0	W 7-2
13	Myles Bailey	10	3/1	Georgetown	Sapienza	1	4	0	0-0	3-0	W 11-2
14	Max Williams	10	3/1	Georgetown	Franco	1	6	2	2-1	7-0	W 11-2
15	Myles Bailey	12	3/4	North Florida	Hendry	0	2	1	0-1	2-1	W 10-1
16	Myles Bailey	12	3/4	North Florida	Cone	1	5	2	0-0	5-1	W 10-1
17	Max Williams	13	3/5	Bethune-Cookman	Lastra	2	4	1	0-0	5-3	W 9-7
18	Cal Fisher	14	3/7	Lipscomb	Trautner	3	6	2	1-2	4-1	W 10-1
19	Max Williams ^	14	3/7	Lipscomb	Rokose	0	8	0	1-1	9-1	W 10-1
20	Hunter Carns	15	3/8	Lipscomb	Lyne	1	3	2	2-2	5-0	W 11-5
21	Cal Fisher	15	3/8	Lipscomb	Lynch	0	4	2	0-1	7-0	W 11-5
22	Drew Fautot	16	3/11	Florida	Barberi	0	5	2	0-0	0-4	L 2-7
23	Myles Bailey	16	3/11	Florida	Philpott	0	9	1	3-2	1-7	L 2-7
24	Drew Fautot	17	3/14	Boston College	Chicoine	0	2	1	2-2	0-0	W 8-2
25	Myles Bailey	17	3/14	Boston College	Schaefer	1	3	1	0-1	2-0	W 8-2
26	Alex Lodise	17	3/14	Boston College	Miller	1	4	0	2-2	4-1	W 8-2
27	Drew Fautot ^	17	3/14	Boston College	Burnham	0	8	0	0-0	7-1	W 8-2
28	Myles Bailey	18	3/15	Boston College	Mudd	2	1	2	0-0	0-0	W 14-0
29	Gage Harrelson	18	3/15	Boston College	Gonzalez	1	6	2	1-2	12-0	W 14-0
30	Max Williams	19	3/15	Boston College	Kipp	1	1	1	0-0	0-0	W 6-2
31	Max Williams	19	3/15	Boston College	Colarusso	0	7	2	1-1	4-1	W 6-2
32	Drew Fautot	19	3/15	Boston College	Colarusso	0	8	1	3-2	5-1	W 6-2
33	Max Williams	20	3/18	Mercer	Johnson	2	6	1	0-1	0-6	L 3-9
34	Max Williams	21	3/20	at Miami *	Robert	1	1	1	3-1	0-0	W 14-1
35	Myles Bailey	21	3/20	at Miami *	Robert	0	1	2	2-2	2-0	W 14-1
36	Hunter Carns	21	3/20	at Miami *	DeRias	0	6	0	0-1	8-1	W 14-1
37	Alex Lodise	21	3/20	at Miami *	DeRias	1	6	0	3-2	9-1	W 14-1
38	Hunter Carns	21	3/20	at Miami *	Evans	0	7	2	3-2	11-1	W 14-1
39	Alex Lodise	21	3/20	at Miami *	Evans	1	7	2	3-2	12-1	W 14-1
40	Brody DeLamielleure	22	3/21	at Miami *	Hugus	0	2	0	2-0	1-1	L 6-9
41	Max Williams	23	3/21	at Miami *	Fernandez	0	8	2	1-2	9-6	W 10-6
42	Brody DeLamielleure	24	3/25	vs. Florida 1	Janssens	1	4	0	0-2	1-1	W 8-4
43	Alex Lodise	24	3/25	vs. Florida 1	Philpott	3	9	0	0-0	4-4	W 8-4
44	Myles Bailey	25	3/28	at Notre Dame *	Radel	0	2	1	0-0	0-0	L 9-16
45	Cal Fisher ^	25	3/28	at Notre Dame *	Radel	0	3	0	2-2	1-0	L 9-16
46	Myles Bailey	25	3/28	at Notre Dame *	Radel	0	4	1	3-2	2-0	L 9-16
47	Max Williams	25	3/28	at Notre Dame *	Reeth	1	7	1	1-0	5-7	L 9-16
48	Hunter Carns	25	3/28	at Notre Dame *	Reeth	0	8	2	3-2	7-8	L 9-16
49	Alex Lodise ^	25	3/28	at Notre Dame *	Van Ameyde	0	9	0	2-2	8-16	L 9-16
50	Gage Harrelson ^	26	3/30	at Notre Dame *	Lee	0	7	0	2-2	3-2	W 4-2
51	Max Williams	27	3/30	at Notre Dame *	Heine	1	1	1	1-2	0-0	W 17-9
52	Alex Lodise	27	3/30	at Notre Dame *	Heine	0	2	1	0-1	5-0	W 17-9
53	Carter McCulley	27	3/30	at Notre Dame *	Helwig	1	2	2	3-0	10-0	W 17-9
54	James Hankerson Jr.	27	3/30	at Notre Dame *	Cooper	0	4	1	1-0	14-3	W 17-9
55	Alex Lodise	27	3/30	at Notre Dame *	Koester	0	9	2	2-2	16-9	W 17-9
56	Max Williams	28	4/1	Jacksonville	Zenus	1	1	1	0-0	0-5	W 11-10
57	James Hankerson Jr. ^	28	4/1	Jacksonville	Zenus	0	2	0	1-1	2-5	W 11-10
58	Max Williams	28	4/1	Jacksonville	Corbett	0	4	2	0-0	6-7	W 11-10
59	Alex Lodise	29	4/4	Wake Forest *	Schmolke	1	3	1	1-0	0-0	W 5-4
60	Brody DeLamielleure ^	32	5/8	at Florida	McDonald	0	5	0	2-2	1-2	L 4-5
61	Cal Fisher	34	4/12	at Virginia Tech *	Marciano	0	2	2	3-1	0-0	W 12-1
62	Alex Lodise	34	4/12	at Virginia Tech *	Marciano	0	3	2	0-0	1-0	W 12-1
63	Brody DeLamielleure	34	4/12	at Virginia Tech *	Marciano	0	4	2	1-1	2-0	W 12-1
64	Drew Fautot	34	4/12	at Virginia Tech *	Marciano	0	6	1	0-0	3-1	W 12-1
65	Cal Fisher	36	4/15	USF	Keyster	1	4	2	0-0	8-0	W 19-0
66	Gage Harrelson	37	4/22	Stetson	Coppersmith	2	4	2	0-1	1-4	W 11-6
67	Max Williams ^	37	4/22	Stetson	Coppersmith	0	5	0	3-2	4-4	W 11-6
68	Hunter Carns	37	4/22	Stetson	Davenport	2	7	0	0-2	8-6	W 11-6
69	Myles Bailey **	38	4/25	at Louisville *	Eberle	3	1	1	2-2	0-0	W 10-2
70	Drew Fautot **	38	4/25	at Louisville *	Eberle	0	1	1	2-2	3-0	W 10-2
71	Alex Lodise	38	4/25	at Louisville *	Eberle	0	5	1	3-2	4-1	W 10-2
72	Cal Fisher	38	4/25	at Louisville *	Brown	1	6	0	0-0	5-1	W 10-2

^ Leadoff Home Run    \*\* Back-to-Back

## CAREER MULTI-HIT GAMES

Player	Career	25	24	23	22
Alex Lodise	62	30	14	18*	--
Gage Harrelson	58	25	7*	26*	--
Drew Fautot	45	18	16	11*	--
Max Williams	41	21	19	1*	--
Nathan Cmeyla	31	3	14*	2*	12*
Cal Fisher	19	15	4	--	--
Myles Bailey	16	16	--	--	--
Jaxson West	13	7	6	0*	--
Hunter Carns	9	9	--	--	--
Chase Williams	9	9	--	--	--
Ben Barrett	7	--	0	7	--
Brody DeLamielleure	5	5	--	--	--
BJ Gibson	3	3	--	--	--
James Hankerson Jr.	2	2	--	--	--
Jace Estes	1	1	--	--	--
Noah Sheffield	0	0	--	--	--
Carter McCulley	0	0	--	--	--

\* includes multi-hit games at previous NCAA D-I school

## CAREER MULTI-RBI GAMES

Player	Career	25	24	23	22
Alex Lodise	48	22	10	16*	--
Max Williams	28	13	13	2*	--
Drew Fautot	27	10	5	12*	--
Gage Harrelson	26	9	3*	14*	--
Nathan Cmeyla	15	1	7	2	5*
Cal Fisher	11	9	2	--	--
Myles Bailey	10	10	--	--	--
Jaxson West	9	2	6	1*	--
Chase Williams	7	7	--	--	--
Ben Barrett	5	--	0	5	--
Brody DeLamielleure	3	3	--	--	--
Hunter Carns	3	3	--	--	--
Jace Estes	1	1	--	--	--
James Hankerson Jr.	1	1	--	--	--
Carter McCulley	1	1	--	--	--
Noah Sheffield	1	1	--	--	--
BJ Gibson	0	0	--	--	--

\* includes multi-RBI games at previous NCAA D-I school

## CAREER HOME RUNS

Player	Career	25	24	23	22
Alex Lodise	42	17	9	16*	--
Drew Fautot	35	14	6	15*	--
Max Williams	31	17	14	0	--
Myles Bailey	15	15	--	--	--
Cal Fisher	12	7	5	--	--
Nathan Cmeyla	12	1	7*	0*	4*
Gage Harrelson	7	5	1*	1*	--
Hunter Carns	6	6	--	--	--
Brody DeLamielleure	6	6	--	--	--
Jaxson West	6	2	3	1*	--
Ben Barrett	2	--	--	2	--
James Hankerson Jr.	2	2	--	--	--
Carter McCulley	1	1	--	--	--

\* includes home runs at previous NCAA D-I school



# HOME RUN BREAKDOWN (CONT.)

No.	Player	Gm#	Date	Opponent	Pitcher	On Base	Inn	Outs	Count	Score	Final
73	Brody DeLamielleure ^	38	4/25	at Louisville *	England	0	8	0	0-1	9-1	W 10-2
74	Cal Fisher	41	5/2	Clemson *	Knaak	0	6	2	0-0	1-0	W 6-5
75	Max Williams ^	41	5/2	Clemson *	Mahlstedt	0	10	0	1-0	4-5	W 6-5
76	Nathan Cmeyla ^	42	5/3	Clemson *	Titsworth	0	5	0	1-0	0-1	L 3-6
77	Gage Harrelson ^	42	5/3	Clemson *	McGovern	0	7	0	0-1	2-1	L 3-6
78	Alex Lodise	43	5/4	Clemson *	Bell	0	1	1	0-0	0-0	W 20-9
79	Drew Fautot ^	43	5/4	Clemson *	Wentworth	0	6	0	2-2	11-9	W 20-9
80	Myles Bailey	43	5/4	Clemson *	Fitzgerald	2	7	1	2-0	12-9	W 20-9
81	Alex Lodise **	43	5/4	Clemson *	Kieck	1	8	0	1-2	15-9	W 20-9
82	Max Williams **	43	5/4	Clemson *	Kieck	0	8	0	1-1	17-9	W 20-9
83	Drew Fautot	43	5/4	Clemson *	Kieck	1	8	1	0-0	18-9	W 20-9
84	Drew Fautot ^	44	5/6	Jacksonville	Corbett	0	2	0	0-0	1-0	W 14-2
85	Drew Fautot	44	5/6	Jacksonville	Zenus	1	5	0	1-1	5-0	W 14-2
86	Drew Fautot	45	5/9	at Cal *	Foley	1	4	1	2-1	0-2	W 8-2
87	Jaxson West ^	45	5/9	at Cal *	Foley	0	5	0	3-2	2-2	W 8-2
88	Alex Lodise	48	5/15	North Carolina *	Knapp	1	6	1	3-2	1-8	L 3-8
89	Myles Bailey	50	5/17	North Carolina *	Haugh	2	1	1	2-0	0-0	W 5-4
90	Jaxson West	51	5/23	Duke <sup>2</sup>	Proksch	0	2	1	0-1	2-2	W 14-7
91	Myles Bailey	51	5/23	Duke <sup>2</sup>	Nard	1	3	2	1-1	9-2	W 14-7
92	Myles Bailey ^	51	5/23	Duke <sup>2</sup>	Calvert	0	7	0	3-1	13-6	W 14-7
93	Myles Bailey ^	52	5/24	North Carolina <sup>2</sup>	DeCaro	0	4	0	1-1	0-1	L 5-7

2025 Runs via Home Runs: 143 of 412 (34.7%)

^ Leadoff Home Run    \*\* Back-to-Back

\* ACC Game

<sup>1</sup> Baseball Grounds of Jacksonville - Jacksonville, Florida

<sup>2</sup> ACC Championship - Durham Bulls Athletic Park - Durham, North Carolina

## HITTING STREAK

Player	Career Lg	Season Lg	Current
Gage Harrelson	18	18	0
Cal Fisher	16	16	0
Alex Lodise	14	14	10
Nathan Cmeyla	12*	3	0
Myles Bailey	11	11	4
Max Williams	11	7	4
Chase Williams	10	10	2
Drew Fautot	8	6	3
Hunter Carns	7	7	2
Ben Barrett	6	-	1
Jaxson West	6	5	0
Brody DeLamielleure	5	5	1
James Hankerson Jr	4	4	0
Carter McCulley	3	3	1
BJ Gibson	3	3	0
Jace Estes	1	1	0
Noah Sheffield	1	1	0

\* includes streak at previous NCAA D-I school

## REACHED BASE STREAK

Player	Career Lg	Season Lg	Current
Max Williams	27	27	4
Gage Harrelson	25	25	4
Alex Lodise	24	24	17
Myles Bailey	23	23	4
Jaxson West	20	20	2
Nathan Cmeyla	19*	7	0
Cal Fisher	19	19	19
Drew Fautot	13	12	3
Hunter Carns	10	10	2
Chase Williams	10	10	2
BJ Gibson	9	9	0
Ben Barrett	6	-	3
Brody DeLamielleure	5	5	1
James Hankerson Jr	5	5	3
Carter McCulley	4	4	2
Jace Estes	2	2	0
Noah Sheffield	1	1	1

\* includes streak at previous NCAA D-I school

## GAMES STARTED

Player	Career	25	24	23	22
Alex Lodise	169	52	62	55*	--
Drew Fautot	165	52	56	57*	--
Gage Harrelson	138	52	29*	57*	--
Max Williams	106	51	52	3*	--
Nathan Cmeyla	91	12	37*	8*	34*
Jaxson West	86	41	41	4*	--
Cal Fisher	60	46	14	--	--
Myles Bailey	49	49	--	--	--
Hunter Carns	36	36	--	--	--
Chase Williams	26	26	--	--	--
Brody DeLamielleure	23	23	--	--	--
Ben Barrett	20	--	--	20	--
BJ Gibson	9	9	--	--	--
James Hankerson Jr.	10	10	--	--	--
Carter McCulley	8	8	--	--	--
Jace Estes	1	1	--	--	--

Player	Career	25	24	23	22
Jamie Arnold	39	13	18	8	--
Evan Chrest	34	4	15*	15*	--
Cam Leiter	21	0	7	14*	--
Joey Volini	16	13	3*	0	--
Wes Mendes	16	14	2*	--	--
Jacob Marlowe	9	1	--	8*	--
Ben Barrett	7	0	0	7	--
Peyton Prescott	7	1	6*	--	--
Brady Louck	4	0	4	--	--
John Abraham	4	1	3	--	--
Payton Manca	4	4	--	--	--
Connor Hufts	1	0	0	--	1
David Barrett	1	0	--	1	0
Hudson Rowan	1	1	0	--	--

\* includes starts at previous NCAA D-I school

## RECORD WHEN...

Record when FSU scores:

Runs	0	1	2	3	4	5	6	7	8	9	10+
W-L	0-2	0-1	0-3	1-3	3-2	4-1	4-1	1-0	3-0	4-1	18-0

Record when Opponent Scores:

Runs	0	1	2	3	4	5	6	7	8	9	10+
W-L	4-0	6-0	12-0	3-0	3-0	2-2	3-1	2-2	0-1	2-3	1-5

Record when Leading After:

Inn.	1	2	3	4	5	6	7	8
W-L	17-2	24-3	26-3	34-2	37-4	37-1	29-1	28-0

Record when Trailing After:

Inn.	1	2	3	4	5	6	7	8
W-L	4-4	5-7	5-9	0-10	0-10	0-11	1-9	1-9

Record when Tied After:

Inn.	1	2	3	4	5	6	7	8
W-L	17-8	9-4	7-2	4-2	1-0	1-2	2-1	1-1

## RUNS PER INNING

	1	2	3	4	5	6	7	8	9	Ext	Tot
FSU	57	54	41	69	52	50	38	30	19	2	412
Opp	20	19	21	34	36	46	33	26	20	1	256

### Most Runs, Each Inning

Inning	FSU	Opponent
1	7 vs. USF, 4/15	5 (2x), last Louisville, 4/27
2	7 (2x), last vs. Clemson, 5/4	2 (3x), last Duke, 5/23
3	8 vs. Duke, 5/23	5, Wake Forest, 4/5
4	7 at Miami, 3/22	5, Clemson, 5/4
5	9 vs. Jacksonville, 5/6	7, Wake Forest, 4/6
6	7 vs. Penn, 2/21	5, Notre Dame, 3/28
7	4 vs. Georgetown, 2/28	7, Louisville, 4/27
8	5 vs. Clemson, 5/4	8, Notre Dame, 3/28
9	5 vs. Florida, 3/25	3, Bethune-Cookman, 3/5
Ext	1 (10th, 11th) vs. Clemson, 2/2	1 (10th), Clemson, 5/2



# GAME-WINNING RBI

W# Batter (#)	Runner (#)	Date	Opponent	Runs	Outs	Count	Inn.	Final	Play
1	Drew Fautot (1)	Cal Fisher (1)	2/14 James Madison	3	2	3-2	3	6-0	HR
2	Max Williams (1)	Max Williams (1)	2/15 James Madison	2	1	2-2	3	9-2	HR to RF
3	Chase Williams (1)	Myles Bailey (1)	2/16 James Madison	1	2	0-0	2	10-0	E6T
4	Max Williams (2)	Max Williams (2)	2/18 at USF	1	1	2-1	5	6-2	HR to RC
5	Drew Fautot (2)	Cal Fisher (2)	2/21 Penn	1	1	0-0	1	24-2	FC
6	Gage Harrelson (1)	Myles Bailey (2)	2/22 Penn	3	1	1-2	2	9-3	3B LL
7	Cal Fisher (1)	Gage Harrelson (1)	2/23 Penn	1	2	0-1	2	5-3	FC
8	Brody DeLamielleure (1)	Brody DeLamielleure (1)	2/26 at Jacksonville	3	0	3-1	5	9-6	HR to LF
9	Drew Fautot (3)	Jaxson West (1)	2/28 Georgetown	1	1	0-0	6	7-2	SF 8
10	Cal Fisher (2)	Gage Harrelson (2)	3/1 Georgetown	2	1	0-0	3	11-2	1B MI
11	Myles Bailey (1)	Jaxson West (2)	3/2 Georgetown	1	2	1-0	8	4-3	1B to CF
12	Jaxson West (1)	Alex Lodise (1)	3/4 North Florida	1	1	0-0	1	10-1	64
13	Max Williams (3)	Max Williams (3)	3/5 Bethune-Cookman	3	1	0-0	4	9-7	HR to RF
14	Jaxson West (2)	Max Williams (4)	3/7 Lipscomb	1	2	2-2	1	10-1	PB
15	Hunter Carns (1)	Drew Fautot (1)	3/8 Lipscomb	2	2	2-2	3	11-5	HR to LF
16	Myles Bailey (2)	Max Williams (5)	3/14 Boston College*	2	1	0-1	3	8-2	HR to LF
17	Myles Bailey (3)	Gage Harrelson (3)	3/15 Boston College*	3	2	0-0	1	14-0	HR to CF
18	Jaxson West (3)	Cal Fisher (3)	3/15 Boston College*	1	1	1-0	1	6-2	SF to CF
19	Max Williams (3)	Max Williams (6)	3/20 at Miami*	2	1	3-1	1	14-1	HR RL
20	Max Williams (4)	Alex Lodise (2)	3/22 at Miami*	2	0	0-0	4	10-6	1B thru LS
21	Alex Lodise (1)	Hunter Carns (1)	3/25 vs. Florida <sup>1</sup>	4	0	0-0	9 <sup>^</sup>	8-4	GS to RF
22	Gage Harrelson (2)	Brody DeLamielleure (2)	3/30 at Notre Dame*	1	1	2-0	4	4-2	3U
23	James Hankerson (1)	Hunter Carns (2)	3/30 at Notre Dame*	3	2	1-1	2	17-9	2B LL
24	Alex Lodise (2)	Gage Harrelson (4)	4/1 Jacksonville	2	1	1-0	7	11-10	1B to RF
25	Max Williams (5)	Gage Harrelson (5)	4/4 Wake Forest*	1	0	2-1	9 <sup>^</sup>	5-4	1B to LF
26	Alex Lodise (3)	Gage Harrelson (6)	4/12 at Virginia Tech*	1	0	2-1	5	3-1	1B thru LF
27	Alex Lodise (4)	Alex Lodise (3)	4/12 at Virginia Tech*	1	2	0-0	3	12-1	HR to LF
28	Chase Williams (2)	Cal Fisher (4)	4/13 at Virginia Tech*	1	1	1-0	6	4-2	3B to CF
29	Alex Lodise (5)	Gage Harrelson (7)	4/15 USF	1	0	1-1	1	19-0	2B to LF
30	Chase Williams (3)	Drew Fautot (2)	4/22 Stetson	2	1	2-0	5	11-6	2B to RF
31	Myles Bailey (4)	Myles Bailey (3)	4/25 at Louisville*	3	1	2-2	1	0-0	In Prk HR
32	Max Williams (6)	Nathan Cmeyla (1)	5/2 Clemson*	1	1	0-2	11 <sup>^</sup>	6-5	1B to LF
33	Myles Bailey (5)	Gage Harrelson (8)	5/4 Clemson*	1	2	0-2	3	20-9	1B LL
34	Max Williams (7)	Chase Williams (1)	5/6 Jacksonville	1	2		4	14-2	WP
35	Jaxson West (4)	Jaxson West (3)	5/9 at Cal*	1	0	3-2	5	8-2	HR to RF
36	Alex Lodise (6)	Hunter Carns (3)	5/11 at Cal*	1	2	0-1	5	5-1	1B thru LS
37	Myles Bailey (6)	Alex Lodise (4)	5/17 North Carolina*	1	2	3-1	8	5-4	1B thru RS
38	Alex Lodise (7)	Jaxson West (4)	5/23 Duke <sup>2</sup>	2	2	1-1	3	14-7	3B RL

<sup>^</sup> Walk-Off Hit

\* ACC Game

<sup>1</sup> Baseball Grounds of Jacksonville - Jacksonville, Florida

<sup>2</sup> ACC Championship - Durham Bulls Athletic Park - Durham, North Carolina

### Totals by Player:

Batter	Runner
Max Williams - 7	Gage Harrelson - 8
Alex Lodise - 7	Max Williams - 6
Myles Bailey - 6	Cal Fisher - 4
Jaxson West - 4	Alex Lodise - 4
Drew Fautot - 3	Jaxson West - 4
Chase Williams - 3	Myles Bailey - 3
Cal Fisher - 2	Hunter Carns - 3
Gage Harrelson - 2	Brody DeLamielleure - 2
Brody DeLamielleure - 1	Drew Fautot - 2
Hunter Carns - 1	Nathan Cmeyla - 1
James Hankerson Jr. - 1	Chase Williams - 1

## STARTING LINEUPS

BY POSITION	Games	Record
<b>Pitcher</b>	Wes Mendes	14 11-3
	Joey Volini	13 8-5
	Jamie Arnold	13 10-3
	Evan Chrest	4 3-1
	Payton Manca	4 3-1
	Peyton Prescott	1 0-1
	Jacob Marlowe	1 1-0
	John Abraham	1 1-0
Hudson Rowan	1 1-0	
<b>Catcher</b>	Hunter Carns	28 22-6
	Jaxson West	16 9-7
	Nathan Cmeyla	8 7-1
<b>First Base</b>	Myles Bailey	49 35-14
	Carter McCulley	3 3-0
<b>Second Base</b>	Drew Fautot	52 38-14
<b>Third Base</b>	Cal Fisher	46 33-13
	Carter McCulley	5 5-0
	Jace Estes	1 0-1
<b>Shortstop</b>	Alex Lodise	52 38-14
<b>Left Field</b>	Chase Williams	25 18-7
	Brody DeLamielleure	18 13-5
	BJ Gibson	9 7-2
<b>Center Field</b>	Max Williams	51 37-14
	Chase Williams	1 1-0
<b>Right Field</b>	Gage Harrelson	52 38-14
	Jaxson West	25 21-4
<b>DH</b>	James Hankerson	10 4-6
	Hunter Carns	8 5-3
	Brody DeLamielleure	5 5-0
	Nathan Cmeyla	4 3-1
<b>BY LINEUP SPOT</b>		
<b>Leadoff</b>	Gage Harrelson	51 37-14
	Chase Williams	1 1-0
<b>2nd Spot</b>	Alex Lodise	52 38-14
<b>3rd Spot</b>	Max Williams	51 37-14
	Gage Harrelson	1 1-0
<b>Cleanup</b>	Myles Bailey	26 16-10
	Cal Fisher	17 16-1
	Drew Fautot	6 3-3
	Nathan Cmeyla	2 2-0
	Hunter Carns	1 1-0
<b>5th Spot</b>	Jaxson West	14 14-0
	Myles Bailey	12 8-4
	Cal Fisher	12 7-5
	Drew Fautot	10 6-4
	Brody DeLamielleure	4 3-1
<b>6th Spot</b>	Drew Fautot	27 21-6
	Cal Fisher	9 5-4
	Brody DeLamielleure	5 4-1
	Hunter Carns	5 4-1
	BJ Gibson	2 1-1
	Nathan Cmeyla	2 1-1
Carter McCulley	2 2-0	
<b>7th Spot</b>	Chase Williams	16 10-6
	Jaxson West	9 5-4
	Hunter Carns	7 7-0
	Drew Fautot	7 7-0
	James Hankerson	4 1-3
	Cal Fisher	3 2-1
	Nathan Cmeyla	3 3-0
	Brody DeLamielleure	2 2-0
Carter McCulley	1 1-0	
<b>8th Spot</b>	Jaxson West	12 8-4
	Myles Bailey	9 9-0
	Brody DeLamielleure	7 5-2
	Hunter Carns	6 6-0
	James Hankerson	6 3-3
	Nathan Cmeyla	3 3-0
	Carter McCulley	2 2-0
	Drew Fautot	2 1-1
	Cal Fisher	2 0-2
	Jace Estes	1 0-1
	BJ Gibson	1 1-0
Chase Williams	1 0-1	
<b>9th Spot</b>	Hunter Carns	17 9-8
	Chase Williams	8 8-0
	BJ Gibson	6 5-1
	Jaxson West	6 3-3
	Brody DeLamielleure	5 4-1
	Carter McCulley	3 3-0
	Cal Fisher	3 3-0
	Myles Bailey	2 2-0
Nathan Cmeyla	2 1-1	



# PITCHING BREAKDOWN

Pitcher	Date	Opponent	Dec.	IP	H	R	ER	BB	SO	NP	Score When Left	Final Score
Jamie Arnold	2/14	James Madison	W	6.0	1	0	0	0	8	75		6-0
Joey Volini	2/15	James Madison	W	4.2	2	1	0	1	7	84		9-2
Wes Mendes	2/16	James Madison	W	5.0	2	0	0	1	8	70		10-0
Evan Chrest	2/18	at USF	ND	4.2	5	1	1	1	4	61		6-2
Jamie Arnold	2/21	Penn	W	5.0	2	0	0	0	8	64		24-2
Joey Volini	2/22	Penn	W	5.2	6	2	2	1	6	82		9-3
Wes Mendes	2/23	Penn	W	5.0	3	1	1	1	8	71		5-3
Evan Chrest	2/26	at Jacksonville	W	5.0	6	3	3	2	3	79		9-6
Jamie Arnold	2/28	Georgetown	ND	4.0	4	2	2	2	8	74		7-2
Joey Volini	3/1	Georgetown	W	6.0	2	0	0	1	11	90		11-2
Wes Mendes	3/2	Georgetown	ND	5.0	3	0	0	1	8	83		4-3
Evan Chrest	3/4	North Florida	W	6.0	4	1	1	1	3	77		10-1
Payton Manca	3/5	Bethune-Cookman	W	2.1	2	1	1	1	3	37		9-7
Joey Volini	3/7	Lipscomb	W	7.0	6	1	1	1	11	88		10-1
Wes Mendes	3/8	Lipscomb	W	5.1	4	1	1	0	11	89		11-5
Evan Chrest	3/11	#7 Florida	L	1.0	0	1	0	1	1	18		2-7
Joey Volini	3/14	Boston College *	W	6.0	4	1	0	2	8	88		8-2
Jamie Arnold	3/15	Boston College *	W	4.2	1	0	0	2	8	79		14-0
Wes Mendes	3/15	Boston College *	W	7.0	4	1	0	0	8	90		6-2
Payton Manca	3/18	Mercer	L	1.0	1	3	3	2	2	30		3-9
Joey Volini	3/20	at Miami *	W ^	7.0	2	1	1	1	9	79		14-1
Jamie Arnold	3/21	at Miami *	L	4.0	7	7	6	3	2	77		6-9
Wes Mendes	3/22	at Miami *	ND	4.0	6	6	6	4	6	98		10-6
John Abraham	3/25	vs Florida <sup>1</sup>	ND	2.2	1	1	1	2	3	55		8-4
Jamie Arnold	3/28	at Notre Dame *	ND	4.2	4	2	2	4	4	94		9-16
Joey Volini	3/30	at Notre Dame *	W ^	7.0	4	1	2	2	11	104		4-2
Wes Mendes	3/30	at Notre Dame *	ND	3.2	4	3	3	6	3	95		17-9
Hudson Rowan	4/1	Jacksonville	W	0.1	1	4	4	3	1	26		11-10
Jamie Arnold	4/4	Wake Forest	ND	5.0	2	0	0	2	10	98		5-4
Joey Volini	4/5	Wake Forest	L	2.1	10	7	7	2	3	70		0-12
Wes Mendes	4/6	Wake Forest	L	4.0	5	7	7	5	3	91		2-17
Peyton Prescott	4/8	at Florida	ND	1.0	2	1	1	0	0	17		4-5
Joey Volini	4/12	at Virginia Tech	W	7.0	2	1	1	4	5	105		3-1
Jamie Arnold	4/12	at Virginia Tech	W	7.0	4	1	1	2	9	98		12-1
Wes Mendes	4/13	at Virginia Tech	W	5.2	6	1	1	3	4	105		4-2
Payton Manca	4/15	USF	W	4.0	2	0	0	0	4	59		19-0
Payton Manca	4/22	Stetson	ND	3.1	5	4	2	1	2	45		11-6
Jamie Arnold	4/25	at Louisville *	W	7.2	6	2	2	1	11	101	10-2	10-2
Joey Volini	4/26	at Louisville *	ND	5.0	5	3	3	0	4	85	4-2	4-9
Wes Mendes	4/27	at Louisville *	L	5.0	4	6	6	6	3	94	2-5	2-14
Jamie Arnold	5/2	Clemson *	ND	6.0	3	1	1	3	5	106	2-0	6-5
Joey Volini	5/3	Clemson *	L	8.0	5	4	3	2	7	93	4-3	3-6
Wes Mendes	5/4	Clemson *	ND	3.1	6	5	5	1	5	78	10-3	20-9
Jacob Marlowe	5/6	Jacksonville	W	3.0	3	0	0	1	2	39	1-0	14-2
Jamie Arnold	5/9	at Cal *	W	6.0	6	2	1	2	9	96	8-2	8-2
Joey Volini	5/10	at Cal *	L	5.0	7	5	5	3	3	78	0-5	0-5
Wes Mendes	5/11	at Cal *	W	5.0	3	1	1	3	4	94	3-1	5-1
Jamie Arnold	5/15	North Carolina *	L	5.0	5	4	4	2	8	94	1-4	3-8
Joey Volini	5/16	North Carolina *	L	3.2	6	5	5	4	6	95	1-2	1-11
Wes Mendes	5/17	North Carolina *	ND	6.1	4	2	2	4	3	95	3-1	5-4
Jamie Arnold	5/23	Duke <sup>2</sup>	W	5.0	7	5	5	1	7	92	12-4	14-7
Wes Mendes	5/24	North Carolina <sup>2</sup>	ND	5.0	6	5	5	1	7	84	4-5	5-7

^ Complete Game

\* ACC Game

<sup>1</sup> Baseball Grounds of Jacksonville - Jacksonville, Florida

<sup>2</sup> ACC Championship - Durham Bulls Athletic Park - Durham, North Carolina

## RUN SUPPORT

Pitcher	Starts	Total Runs	Avg.
Jamie Arnold	13	124	9.54
High: 24 vs. Penn (2/21)			
Low: 3 vs. North Carolina (5/15)			
Wes Mendes	14	106	7.57
High: 20 vs. Clemson (5/4)			
Low: 2 vs. Wake Forest (4/6), at Louisville (4/27)			
Joey Volini	13	76	5.85
High: 14 at Miami (3/20)			
Low: 0 vs. Wake Forest (4/5), at Cal (5/10)			
Payton Manca	4	42	10.50
High: 19 vs. USF (4/15)			
Low: 3 vs. Mercer (3/18)			
Evan Chrest	4	27	6.75
High: 10 vs. North Florida (3/4)			
Low: 2 vs. Florida (3/11)			
Jacob Marlowe	1	14	14.00
High/Low: 14 vs. Jacksonville (5/7)			
Hudson Rowan	1	11	11.00
High/Low: 11 vs. Jacksonville (4/1)			
John Abraham	1	8	8.00
High/Low: 8 vs. Florida (3/25)			
Peyton Prescott	1	4	4.00
High/Low: 4 at Florida (4/8)			

## CAREER QUALITY STARTS

Pitcher	Career	25	24	23	22
Jamie Arnold	15	5	10	0	-
Evan Chrest	10	0	1*	9*	-
Joey Volini	7	7	0*	-	0*
Jacob Marlowe	4	0	-	4*	0*
Cam Leiter	3	-	1	2*	-
Peyton Prescott	2	0	2*	-	-
Wes Mendes	2	2	0*	-	-

\* includes quality starts at previous NCAA D-I school

## CAREER RECORD

Pitcher	Career	25	24	23	22
Jamie Arnold	20-10	7-2	11-3	2-5	-
Joey Volini	13-5	8-5	3-0	-	2-0
Evan Chrest	12-7	2-1	2-4*	8-2*	-
Peyton Prescott	9-6	4-0	5-6*	-	-
John Abraham	9-2	4-0	5-2	-	-
Cam Leiter	8-3	-	5-1	3-2*	-
Wes Mendes	8-3	6-2	2-1*	-	-
Maison Martinez	5-2	0-2	4-0*	1-0*	-
Jacob Marlowe	4-7	4-0	-	3-6*	0-1*
Connor Hults	3-3	0-0	3-1	-	0-1/0-1*
Joe Charles	3-0	2-0	1-0	0-0/0-0*	-
Payton Manca	2-1	2-1	-	-	-
Ben Barrett	1-0	0-0	1-0	0-0	-
Brady Louck	1-1	0-0	1-1	-	-
Hudson Rowan	1-1	1-0	0-1	-	-
Chris Knier	1-1	1-1	-	-	-
Nick Greaney	0-0	0-0	-	-	-
David Barrett	0-0	0-0	-	0-0	0-0

\* includes record at previous NCAA D-I school

Hults' 2022 numbers are from 2022/2021

Charles' 2022 numbers are 2022/2020

## STARTER STATS

Pitcher	Starts	IP	W-L	ERA	B/AV
Jamie Arnold	13	71.0	7-2	3.04	.207
Joey Volini	13	74.1	8-4	3.63	.228
Wes Mendes	14	69.1	6-2	4.93	.233
Evan Chrest	4	16.2	2-1	2.70	.238
John Abraham	1	2.2	0-0	3.38	.111
Payton Manca	4	10.2	2-1	5.06	.250
Peyton Prescott	1	10.2	0-0	9.00	.400
Hudson Rowan	1	0.1	0-0	99.00	.500
Jacob Marlowe	1	3.0	1-0	0.00	.250

## CAREER SAVES

Pitcher	Career	25	24	23	22
Joe Charles	5	3	2	0	0*/0*
Connor Hults	4	0	4	-	0*/0*
Ben Barrett	3	2	1	0	0
Peyton Prescott	3	2	1*	-	-
John Abraham	2	1	1	-	-
Maison Martinez	2	2	0*	0*	-
Chris Knier	2	2	-	-	-
Jamie Arnold	1	0	1	0	-
Wes Mendes	1	0	1*	-	-

\* includes saves at previous NCAA D-I school

Hults' 2022 numbers are from 2022/2021

Charles' 2022 numbers are 2022/2020



# LAST TIME IT HAPPENED

## HITTING

<b>A Seminole Hit A Grand Slam:</b>	Alex Lodise, March 25, 2025 FSU 8, Florida 4
<b>FSU Hit 2 Grand Slams:</b>	Mat Nelson & Tyler Martin, April 16, 2021 FSU 10, Boston College 2
<b>Had A Walk Off Hit:</b>	Drew Fautot (2-run home run), May 4, 2025 FSU 20, Clemson 9 (8)
<b>Had A Walk Off Hit in Extra Innings:</b>	Max Williams (single), May 6, 2024 FSU 6, Clemson 5 (11)
<b>Had A Walk Off Home Run:</b>	Drew Fautot (2-run home run), May 4, 2025 FSU 20, Clemson 9 (8)
<b>Had A Walk Off Walk:</b>	Tyler Martin, April 20, 2022 FSU 6, Georgia Southern 5 (11)
<b>Had A Walk Off Bunt:</b>	Matt Henderson, March 9, 2016 FSU 3, Toledo 2
<b>Had A Walk Off Sacrifice:</b>	Mat Nelson, Sac Fly, February 16, 2019 FSU 6, Maine 5 (7)
<b>FSU Hit 3 HR In An Inning:</b>	Alex Lodise, Max Williams, Drew Fautot, May 6, 2025 FSU 20, Clemson 9 (8)
<b>FSU Hit 4 HR In An Inning:</b>	R. Malone (2), J. Rye, D. Guinn, March 4, 2006 FSU 21, Brown 5
<b>FSU Hit 5 HR In A Game:</b>	M. Bailey, D. Fautot (2), A. Lodise (2), M. Williams, April 25, 2025 (6) FSU 20, Clemson 9 (8)
<b>FSU Hit 6+ HR In A Game:</b>	M. Bailey, D. Fautot (2), A. Lodise (2), M. Williams, April 25, 2025 (6) FSU 20, Clemson 9 (8)
<b>A Seminole Hit An Inside-The-Park Home Run:</b>	Myles Bailey, April 25, 2025 FSU 10, Louisville 2
<b>A Seminole Hit 2+ Home Runs In An Inning:</b>	Ryne Malone (2), March 4, 2006 FSU 21, Brown 5
<b>A Seminole Led Off Game With A Home Run (T or B):</b>	Gage Harrelson, February 15, 2025 FSU 9, James Madison 2
<b>A Seminole Hit Home Runs In Consecutive PAs:</b>	Drew Fautot, May 4 & 6, 2025 8th Inning - FSU 20, Clemson 9 (8) / 2nd inning - FSU 14, Jacksonville 2 (7)
<b>FSU Hit Back-To-Back Home Runs:</b>	Alex Lodise & Max Williams, May 4, 2025 FSU 20, Clemson 9 (8)
<b>FSU Hit Back-To-Back-To-Back Home Runs:</b>	M. Nelson, R. Martin & E. Cabell, March 28, 2021 Wake Forest 12, FSU 10
<b>A Seminole Hit 2 Home Runs In One Game:</b>	Myles Bailey (2), May 23, 2025 FSU 14, Duke 7
<b>Multiple Players Hit 2+ Home Runs In One Game:</b>	D. Fautot (2) & A. Lodise (2), May 4, 2025 FSU 20, Clemson 9 (8)
<b>A Seminole Hit 3+ Home Runs In One Game:</b>	James Tibbs III (3), June 8, 2024 FSU 10, UConn 8 (12)
<b>A Seminole Hit For The Cycle:</b>	Alex Lodise (2B, 1B, 3B, GS), March 25, 2025 FSU 8, Florida 4
<b>A Seminole Had 5 Hits In One Game:</b>	James Tibbs III (5-for-6), June 8, 2024 FSU 10, UConn 8 (12)
<b>A Seminole Had Hits in 7+ Consecutive At-Bats:</b>	7, Alex Lodise, May 4, 6 & 9, 2025 HR, BB, SF, 1B, HBP, HR / 1B, BB, BB, 2B, BB / 1B, 1B
<b>A Seminole Had Hits in 10+ Consecutive At-Bats:</b>	12, Drew Fautot, May 4, 6 & 9, 2025 1B, BB, 1B, HR, BB, HR / HR, 2B, HR, 2B / 1B, HR, 2B, 1B
<b>A Seminole Had 3 Doubles In One Game:</b>	Jaime Ferrer (3), March 13, 2022 FSU 5, Wake Forest 1
<b>A Seminole Had 6 RBI In One Game:</b>	James Hankerson Jr., March 30, 2025 FSU 17, Notre Dame 9
<b>A Seminole Had 7 RBI In One Game:</b>	Quincy Nieporte (7), March 11, 2015 FSU 15, UCF 11
<b>A Seminole Had 8+ RBI In One Game:</b>	Marshall McDougall (16), May 9, 1999 FSU 26, Maryland 2
<b>FSU Had Multiple Players With 4+ RBI:</b>	M. Bailey (5), D. Fautot (4) & A. Lodise (4), May 4, 2025 FSU 20, Clemson 9 (8)
<b>FSU Had Multiple Players With 4+ Hits:</b>	M. Bailey (4), D. Fautot (4), G. Harrelson (4), May 4, 2025 FSU 20, Clemson 9 (8)
<b>A Seminole Struck Out 4+ Times In A Game:</b>	Myles Bailey, May 2, 2025 FSU 6, Clemson 5 (11)
<b>A Seminole Homered in His First FSU At-Bat:</b>	Max Williams & Cal Fisher, February 16, 2024 FSU 11, Butler 0
<b>A Seminole Scored 5+ Runs In A Game:</b>	Cam Smith (5), April 19, 2023 North Florida 15, FSU 14 (10)
<b>FSU Left 15+ Runners On:</b>	15, February 26, 2025 FSU 9, Jacksonville 6
<b>An Opposing Player Hit 2 Home Runs In A Game:</b>	Lucas Moore, April 27, 2025 Louisville 14, FSU 2
<b>An Opponent Hit Back-To-Back Home Runs:</b>	Lucas Moore, Zion Rose, April 27, 2025 Louisville 14, FSU 2
<b>An Opponent Hit Back-To-Back-To-Back Home Runs:</b>	Y. Dessureault, E. Griffis & K. Jones, May 14, 2024 Stetson 10, FSU 5

## PITCHING

<b>A Seminole Pitcher Struck Out 4 Batters in an Inning:</b>	CJ Van Eyk, May 4, 2019 (1st) FSU 15, Pitt 6
<b>A Seminole Pitcher Threw A No-Hitter:</b>	Chris Chavez, February 18, 1998 FSU 13, Charleston Southern 0
<b>FSU Combined to Throw A No-Hitter:</b>	Drew Parrish/Conor Grady/Chase Haney February 15, 2019 (Opening Day) FSU 11, Maine 0
<b>FSU Was No-Hit:</b>	Robbie Peto/Daniel Paret/Vlad Nunez, May 8, 2019 Stetson 1, FSU 0
<b>A Seminole Pitcher Threw A Complete Game (9.0):</b>	Drew Parrish, May 25, 2018 FSU 5, NC State 2
<b>A Seminole Pitcher Threw A Complete Game Shutout (9.0):</b>	Will Zirzow, June 5, 2017 FSU 6, Auburn 0
<b>FSU Pitcher Threw A Complete Game (7.0 or less):</b>	Joey Volini, March 30, 2025 FSU 4, Notre Dame 2 (7)
<b>FSU Pitcher Threw A Complete Game Shutout (7.0 or less):</b>	Andrew Karp, May 12, 2018 FSU 10, Mount St. Mary's 0 (7)
<b>An Opposing Pitcher Threw A Complete Game:</b>	Jake Knapp (9.0), May 15, 2025 North Carolina 8, FSU 3
<b>FSU Shut Out An Opponent:</b>	April 15, 2025 FSU 19, USF 0 (7)
<b>FSU Was Shut Out:</b>	April 5, 2025 Wake Forest 12, FSU 0
<b>A Seminole Pitcher Gave Up Three HR In a Game:</b>	Wes Mendes, April 27, 2025 Louisville 14, FSU 2
<b>A Seminole Pitcher Gave Up Four HR in a Game:</b>	Drew Parrish, May 16, 2019 Louisville 14, FSU 1
<b>A Seminole Pitcher Gave Up A Grand Slam:</b>	John Abraham to Lucas Moore, April 27, 2025 Louisville 14, FSU 2
<b>A Seminole Struck Out 10+ Batters:</b>	Jamie Arnold (10), April 4, 2025 FSU 5, Wake Forest 4
<b>A Seminole Had an Immaculate Inning:</b>	Jamie Arnold, 2nd inning, June 1, 2024 FSU 5, UCF 2
<b>A Seminole Struck Out 15+ Batters:</b>	Jamie Arnold (17), May 10, 2024 Pitt 1, FSU 0
<b>FSU Walked 10+ Batters:</b>	10, April 16, 2024 Mercer 13, FSU 6
<b>FSU Did Not Walk A Batter:</b>	April 15, 2025 FSU 19, USF 0 (7)

## SCORING & MISCELLANEOUS

<b>FSU Recorded 20+ Hits:</b>	21, May 4, 2025 FSU 20, Clemson 9
<b>FSU Scored 20+ Runs:</b>	20, May 4, 2025 FSU 20, Clemson 9
<b>FSU Scored 30+ Runs:</b>	May 31, 2009 FSU 37, Ohio State 6
<b>FSU Scored 10+ Runs In An Inning:</b>	10 (6th Inn), March 17, 2023 FSU 19, Boston College 8
<b>An Opponent Scored 10+ Runs In An Inning:</b>	10 (2nd Inn), April 28, 2024 Duke 16, FSU 4 (7)
<b>FSU Swept A Three-Game ACC Series At Home:</b>	Boston College, March 14-15, 2025 8-2, 14-0 (7), 6-2
<b>FSU Swept A Three-Game ACC Series On The Road:</b>	at Virginia Tech, April 12-13, 2025 3-1, 12-1, 4-3
<b>FSU Was Swept In A Three-Game ACC Series At Home:</b>	Notre Dame, April 1-3, 2022 0-2 (12), 4-5, 7-9
<b>FSU Was Swept In A Three-Game ACC Series On The Road:</b>	at Clemson, March 23-24, 2024 5-15 (7), 8-9, 12-14
<b>FSU Played 20+ Innings:</b>	May 6, 2006 FSU 4, Wake Forest 3 (20)
<b>FSU Turned a Triple Play:</b>	Feb. 25, 2023; First Inning 1B Tibbs - 2B De Sedas - P Arnold; FSU 10, TCU 8
<b>FSU Recorded A Walk-Off Win:</b>	Drew Fautot (2-run home run), May 4, 2025 FSU 20, Clemson 9 (8)
<b>An Opponent Recorded A Walk-Off Win:</b>	April 27, 2025 (grand slam) Louisville 14, FSU 2 (7)
<b>Committed 5+ Errors In One Game:</b>	5, April 24, 2022 Clemson 8, FSU 5
<b>Opponent Committed 5+ Errors In One Game:</b>	6, February 26, 2025 FSU 9, Jacksonville 6
<b>FSU Stole 8+ Bases In One Game:</b>	8, February 16, 2025 FSU 10, James Madison 0 (8)
<b>FSU Stole 10+ Bases In One Game:</b>	10, May 14, 2004 FSU 14, Duke 0
<b>A Seminole Stole 4+ Bases In One Game:</b>	Chase Williams (4), April 22, 2025 FSU 11, Stetson 6
<b>A Seminole Stole Home:</b>	J.C. Flowers, March 9, 2018 FSU 7, Wake Forest 3
<b>Opponent Stole 10+ Bases In One Game:</b>	14, April 27, 2025 Louisville 14, FSU 2



# HEAD COACH LINK JARRETT

3rd season at FSU (110-62, .640) | 13th season as Head Coach (411-259, .613)

## HEAD COACH

UNC Greensboro	W-L	Pct.	Postseason
2013	24-31	.436	--
2014	21-28	.429	--
2015	23-27	.460	--
2016	38-21	.644	--
2017	36-24	.600	NCAA Regionals
2018	39-15	.722	--
2019	34-20	.630	--
<b>7 seasons</b>	<b>215-166</b>	<b>.564</b>	

Notre Dame	W-L	Pct.	Postseason
2020	11-2	.846	--
2021	34-13	.723	Super Regionals
2022	41-17	.707	College World Series
<b>3 seasons</b>	<b>86-32</b>	<b>.729</b>	

Florida State	W-L	Pct.	Postseason
2023	23-31	.426	--
2024	49-17	.742	College World Series
2025	38-14	.731	NCAA Regionals
<b>3 seasons</b>	<b>110-62</b>	<b>.640</b>	

**Total: 13 seasons 411-259 .613**

## PLAYER

Florida State	W-L	Pct.	Postseason
1991	57-14	.803	College World Series
1992	49-21	.700	College World Series
1993	46-19	.708	NCAA Regionals
1994	53-22	.707	College World Series
<b>4 seasons</b>	<b>205-76</b>	<b>.730</b>	

## CAREER ACCOLADES

### Player:

1993 & 1994 All-American • Three College World Series appearances • 802 career assists, still an NCAA record

### Assistant:

Conference USA Asst. of the Year at East Carolina (2009) • SEC Asst. of the Year at Auburn (2010)

### Head Coach:

National Coach of the Year (2021, 2022) • Conference Coach of the Year (2016, 2018, 2021) • ABCA Regional Coach of the Year (2021, 2022) • Conference Regular Season Champion (2017, 2018, 2021)

- Two-time National Coach of the Year at Notre Dame (2021, 2022)
- Three-time conference Coach of the Year (2016 & 2018 at UNC Greensboro; 2021 at Notre Dame)
- Two-time ABCA Regional Coach of the Year (2021, 2022)
- One of 20 people to play and be head coach in College World Series - player: 1991, 1992, 1994 at Florida State; head coach in 2022 at Notre Dame and 2024 at Florida State
- One of four coaches - Dave Esquer, Augie Garrido and Mike Gillespie - to play and lead two different programs to CWS
- Back-to-back Super Regionals for the first time in Notre Dame history; 2024 Super Regional with Florida State
- Finished 41-17 in 2022, the most wins for the Irish since 2006
- 411-259 career record as a Head Coach at UNC Greensboro (2013-19), Notre Dame (2020-22) and Florida State (2023-25)
- Jarrett was the head coach at UNC Greensboro for seven years (2013-19), winning Southern Conference Coach of the Year honors in 2016 and 2018. He led the Spartans to the 2017 and 2018 Southern Conference Regular Season Championship as well as the 2017 NCAA Regional, the first for UNCG since 1997.
- With Greensboro, Jarrett coached 28 players that earned All-SoCon honors, three conference pitchers of the year, a SoCon Player of the Year, seven all-region players and six All-Americans.
- Jarrett was an assistant coach at Auburn for three years (2010-12), earning SEC Assistant Coach of the Year honors in 2010 the same year Auburn won the SEC West. Jarrett was in charge of the team's offense and helped the Tigers set school records for batting average (.348), home runs (131) and slugging percentage (.591), the latter two both national bests in NCAA Division I baseball. Auburn's 816 hits, 584 runs and 9.1 runs per game also finished in the Top 10 in the nation and led the SEC.
- As an assistant at East Carolina from 2006-2009, Jarrett was part of a staff that led the Pirates to 40 wins per season including three NCAA regional appearances highlighted by a 2009 run to the Chapel Hill Super Regional.
- Jarrett was named the 2009 Conference USA Assistant Coach of the Year when the Pirates led the country with 814 hits and were top 20 in runs, doubles, home runs, slugging percentage and batting average.
- Jarrett was the recruiting coordinator for two seasons at Mercer (2004-05) and got his start in college coaching in 1999 at Flagler College in St. Augustine, where he coached for three years.
- Jarrett's first stint at his alma mater came in 2003 when he was an assistant under Mike Martin. The Seminoles finished the year 54-13-1 and were the ACC regular-season champions and the No. 1 national seed in the NCAA tournament.
- Was a two-time All-American shortstop (1993 and 1994) and was part of Seminole teams that reached three College World Series and he still holds the NCAA record of 802 career assists.



## CAREER VS. OPPONENTS

Albany	2-1	NC A&T	7-3
App State	3-5	NC Central	1-0
Army	4-1	NC State	7-10
B. Cookman	3-0	New Orleans	3-0
Binghamton	3-0	North Carolina	9-5
Boston College	10-5	North Florida	2-1
Butler	3-0	No. Illinois	1-0
Cal	2-1	Northwestern	1-0
Campbell	2-2	Notre Dame	6-3
C. Michigan	3-0	Oakland	1-0
Charleston	1-2	Ohio State	2-1
Charlotte	1-1	Oklahoma	0-1
Clemson	8-9	Penn	6-0
C. Carolina	1-2	Pitt	7-5
Columbia	0-1	Presbyterian	3-0
Davidson	1-3	Princeton	12-4
Dayton	1-2	IPFW	1-0
Delaware	0-1	Quinnipiac	2-0
Duke	6-10	Radford	1-0
East Carolina	1-4	Rhode Island	0-1
Elon	10-7	Samford	10-13
ETSU	13-4	South Carolina	1-2
FGCU	2-2	St. John's	1-1
Florida	4-5	Stetson	4-1
Florida State	5-2	TCU	2-1
Furman	13-10	Tennessee	3-5
Gardner-Webb	1-1	Texas	1-0
George Mason	2-0	Texas A&M	0-1
Georgetown	12-0	Texas Tech	2-0
Georgia So.	5-2	The Citadel	14-8
Georgia Tech	5-5	Toledo	1-0
High Point	6-5	UAB	2-1
Illinois	4-0	UCF	2-2
Jacksonville	10-2	UConn	3-0
James Madison	6-0	Incarate Word	1-0
Kennesaw St.	1-0	UMBC	0-1
Lafayette	7-0	UMES	5-0
Lehigh	0-1	UNC Asheville	2-2
Liberty	1-0	UNC Wilmington	1-2
Lipscomb	4-1	USF	4-0
Louisville	6-8	UTSA	0-1
Manhattan	1-0	Valparaiso	5-0
Marist	8-2	Virginia	6-4
Mercer	13-8	Virginia Tech	8-5
Miami	6-6	VMI	11-7
Michigan	1-0	Wake Forest	15-14
Michigan St.	4-3	W. Carolina	12-14
Minnesota	2-0	W. Michigan	1-0
Mississippi St.	1-2	Winthrop	2-2
Monmouth	2-0	Wofford	10-13



# SEASON & CAREER HIGHS

## 1 ALEX LODISE

INF

6-1 • 190 • Junior • St. Augustine, Fla. • Bartram Trail (North Florida)

### CAREER

YR.	AVG	GP	GS	AB	R	H	2B	3B	HR	RBI	SLG	BB	HBP	SO	SB
2023*	.306	55	55	219	51	67	14	2	16	63	.607	18	5	47	6-9
2024	.281	62	62	217	50	61	14	0	9	44	.470	19	10	64	6-7
2025	.415	52	52	217	59	90	18	3	17	66	.760	22	4	46	6-6
TOT	.334	169	169	653	160	218	46	5	42	173	.613	59	19	157	18-22

\*at North Florida, 2023

### LODISE SEASON HIGHS

At-Bats	6 (three times), last vs. Duke (5/23/25 - ACC Championships)
Runs	4 (two times), last vs. Clemson (5/4/25)
Hits	4 (three times), last vs. Florida (3/25/25)
RBI	5 at Miami (3/20/25)
Walks	2 (four times), last vs. North Carolina (5/17/25)
Hit by Pitch	1 (four times), last vs. Clemson (5/4/25)
Stolen Bases	1 (six times), last vs. Wake Forest (4/5/25)

### LODISE CAREER HIGHS

At-Bats	6 (five times), last vs. Duke (5/23/25 - ACC Championships)
Runs	5 vs. Fairfield (3/11/23)*
Hits	5 at Eastern Kentucky (4/1/23)*
RBI	6 vs. Stetson (3/25/23)*
Walks	2 (10 times), last vs. North Carolina (5/17/25)
Hit by Pitch	1 (19 times), last vs. Clemson (5/4/25)
Stolen Bases	1 (18 times), last vs. Wake Forest (4/5/25)

## 2 CARTER McCULLEY

INF

6-5 • 196 • Junior • Pensacola, Fla. • Pensacola Catholic (Pensacola State College)

### CAREER

YR.	AVG	GP	GS	AB	R	H	2B	3B	HR	RBI	SLG	BB	HBP	SO	SB
2025	.207	17	8	29	7	6	2	0	1	6	.379	8	3	11	2-3
TOT	.207	17	8	29	7	6	2	0	1	6	.379	8	3	11	2-3

### McCULLEY SEASON & CAREER HIGHS

At-Bats	5 (two times), last at Notre Dame (3/30/25)
Runs	1 (seven times), last at Notre Dame (3/30/25)
Hits	1 (six times), last vs. USF (4/15/25)
RBI	2 at Notre Dame (3/30/25)
Walks	2 (two times), last vs. Florida (3/25/25)
Hit by Pitch	2 vs. Penn (2/23/25)
Stolen Bases	1 (two times), last vs. Bethune-Cookman (3/5/25)

## 3 DREW FAUROT

INF

6-3 • 207 • Junior • Tallahassee, Fla. • Florida High (UCF)

### CAREER

YR.	AVG	GP	GS	AB	R	H	2B	3B	HR	RBI	SLG	BB	HBP	SO	SB
2023	.252	58	57	210	41	53	9	0	15	51	.510	26	5	78	5-8
2024	.286	59	56	217	45	62	19	1	6	29	.465	22	1	53	10-10
2025	.314	52	52	194	43	61	6	0	14	48	.562	24	2	37	8-13
TOT	.283	169	165	621	129	176	34	1	35	128	.510	72	8	168	23-31

\*at UCF, 2023

### FAUROT SEASON HIGHS

At-Bats	5 (nine times), last vs. Duke (5/23/25 - ACC Championships)
Runs	4 (two times), last vs. Jacksonville (5/6/25)
Hits	4 (three times), last at Cal (5/9/25)
RBI	5 vs. Penn (2/21/25)
Walks	2 (three times), last vs. Clemson (5/4/25)
Hit by Pitch	1 (two times), last vs. North Carolina (5/17/25)
Stolen Bases	2 vs. Wake Forest (4/6/25)

### FAUROT CAREER HIGHS

At-Bats	6 vs. East Carolina (5/26/23 - AAC Tournament)
Runs	4 (two times), last vs. Jacksonville (5/6/25)
Hits	4 (four times), last at Cal (5/9/25)
RBI	5 (two times), last vs. Penn (2/21/25)
Walks	3 vs. UCF (6/2/24 - NCAA Regional)
Hit by Pitch	1 (eight times), last vs. North Carolina (5/17/25)
Stolen Bases	2 (three times), last vs. Wake Forest (4/6/25)

## 4 CAL FISHER

INF

6-0 • 217 • Sophomore • Deerfield, Wisc. • Deerfield

### CAREER

YR.	AVG	GP	GS	AB	R	H	2B	3B	HR	RBI	SLG	BB	HBP	SO	SB
2024	.277	32	14	65	14	18	1	0	5	13	.523	11	4	24	0-1
2025	.317	47	46	161	30	51	10	0	7	35	.509	24	9	45	0-1
TOT	.304	79	60	227	44	69	11	0	12	48	.511	35	13	69	0-2

### FISHER SEASON HIGHS

At-Bats	5 (six times), last vs. Clemson (5/4/25)
Runs	3 at Virginia Tech (4/12/25)
Hits	3 (three times), last vs. Clemson (5/2/25)
RBI	4 (three times), last vs. USF (4/15/25)
Walks	2 (four times), last vs. USF (4/15/25)
Hit by Pitch	2 (two times), last vs. Duke (5/23/25 - ACC Championships)
Stolen Bases	-

### FISHER CAREER HIGHS

At-Bats	5 (six times), last vs. Clemson (5/4/25)
Runs	3 at Virginia Tech (4/12/25)
Hits	3 (three times), last vs. Clemson (5/2/25)
RBI	4 (three times), last vs. USF (4/15/25)
Walks	3 vs. NC State (5/5/24)
Hit by Pitch	2 (two times), last vs. Duke (5/23/25 - ACC Championships)
Stolen Bases	-

## 5 CHASE WILLIAMS

OF

5-10 • 171 • Sophomore • Elmore, Ala. • Stanhope Elmore (Northwest Florida State College)

### CAREER

YR.	AVG	GP	GS	AB	R	H	2B	3B	HR	RBI	SLG	BB	HBP	SO	SB
2025	.348	26	26	92	14	32	4	2	0	18	.435	4	3	21	14-16
TOT	.348	26	26	92	14	32	4	2	0	18	.435	4	3	21	14-16

### WILLIAMS SEASON & CAREER HIGHS

At-Bats	5 (four times), last vs. Duke (5/23/25 - ACC Championships)
Runs	3 vs. Stetson (4/22/25)
Hits	4 vs. Clemson (5/2/25)
RBI	2 (seven times), last vs. Duke (5/23/25 - ACC Championships)
Walks	2 at Cal (5/9/25)
Hit by Pitch	1 (three times), last vs. USF (4/15/25)
Stolen Bases	4 vs. Stetson (4/22/25)

## 7 WES MENDES

LHP

6-1 • 198 • Sophomore • Tampa, Fla. • Jesuit (Ole Miss)

### CAREER

YR.	ERA	W	L	APP	GS	CG	SHO	SV	IP	H	R	ER	BB	SO
2024*	6.82	2	1	17	2	0	0	1	31.2	33	24	24	19	43
2025	4.93	6	2	14	14	0	0	0	69.1	60	39	38	36	81
TOT	5.52	8	3	31	16	0	0	1	101.0	93	63	62	55	124

\*at Ole Miss, 2024

### MENDES SEASON HIGHS

Innings Pitched	7.0 vs. Boston College (3/15/25)
Hits Allowed	6 (four times), last vs. North Carolina (5/24/25 - ACC Championships)
Runs Allowed	7 vs. Wake Forest (4/6/25)
Earned Runs Allowed	7 vs. Wake Forest (4/6/25)
Walks Allowed	6 (two times), last at Louisville (4/27/25)
Strikeouts	11 vs. Lipscomb (3/8/25)

### MENDES CAREER HIGHS

Innings Pitched	7.0 vs. Boston College (3/15/25)
Hits Allowed	6 (five times), last vs. North Carolina (5/24/25 - ACC Championships)
Runs Allowed	7 vs. Wake Forest (4/6/25)
Earned Runs Allowed	7 vs. Wake Forest (4/6/25)
Walks Allowed	6 (two times), last at Louisville (4/27/25)
Strikeouts	11 vs. Lipscomb (3/8/25)



# SEASON & CAREER HIGHS

2024 - Ole Miss	Date	Dec.	IP	H	R	ER	BB	K	NP
at Hawaii	2/17	S	3.0	0	0	0	1	4	46
Arkansas State	2/21		2.0	3	2	2	2	2	--
*Little Rock	2/27		3.0	2	2	2	2	5	58
Iowa	3/3		2.2	4	3	3	1	6	50
South Carolina	3/16		1.0	2	0	0	1	2	19
at Tennessee	3/24		1.2	3	3	3	1	2	39
Kentucky	3/30		1.2	3	1	1	1	1	31
*at Memphis	4/2		1.1	1	1	1	0	2	28
at Arkansas	4/5		1.0	2	3	3	2	2	38
Mississippi State	4/13		0.1	0	0	0	0	1	5
at Georgia	4/19		2.1	6	4	4	2	1	46
North Alabama	4/23		1.0	0	0	0	0	1	16
Alabama	4/27	L	1.1	3	4	4	0	1	31
at Auburn	5/4	W	3.0	0	0	0	1	1	33
Texas A&M	5/10	W	2.0	0	0	0	2	4	34
Texas A&M	5/12		2.0	3	1	1	1	4	46
at LSU	5/17		2.1	1	0	0	2	4	39
<b>17 app (2 starts)</b>	<b>6.82 ERA</b>	<b>2-1, 1 S</b>	<b>31.2</b>	<b>33</b>	<b>24</b>	<b>24</b>	<b>19</b>	<b>43</b>	

2025	Date	Dec.	IP	H	R	ER	BB	K	NP
*James Madison	2/16	W	5.0	2	0	0	1	8	70
*Penn	2/23	W	5.0	3	1	1	1	8	71
*Georgetown	3/2		5.0	3	0	0	1	8	83
*Lipscomb	3/8	W	5.1	4	1	1	0	11	89
*Boston College	3/15	W	7.0	4	1	0	0	8	90
*at Miami	3/22		4.0	6	6	6	4	6	98
*at Notre Dame	3/30		3.2	4	3	3	6	3	95
*Wake Forest	4/6	L	4.0	5	7	7	5	3	91
*at Virginia Tech	4/13	W	5.2	6	1	1	3	4	105
*at Louisville	4/27	L	5.0	4	6	6	6	3	94
*Clemson	5/4		3.1	6	5	5	1	5	78
*at Cal	5/11	W	5.0	3	1	1	3	4	94
*North Carolina	5/17		6.1	4	2	2	4	3	95
*North Carolina	5/24		5.0	6	5	5	1	7	84
<b>14 app (14 starts)</b>	<b>4.93 ERA</b>	<b>6-2</b>	<b>69.1</b>	<b>60</b>	<b>39</b>	<b>38</b>	<b>36</b>	<b>81</b>	

## 9 GAGE HARRELSON

OF

6-3 • 177 • Junior • Warner Robins, Ga. • Houston County (Texas Tech)

CAREER	YR.	AVG	GP	GS	AB	R	H	2B	3B	HR	RBI	SLG	BB	HBP	SO	SB
2023*	.324	58	57	247	53	80	16	5	1	45	441	31	3	67	6-10	
2024*	.245	43	29	106	29	26	2	1	1	11	311	28	4	40	19-19	
2025	.338	52	52	213	61	72	9	2	5	39	469	29	12	53	13-16	
<b>TOT</b>	<b>.314</b>	<b>153</b>	<b>138</b>	<b>566</b>	<b>143</b>	<b>178</b>	<b>27</b>	<b>8</b>	<b>7</b>	<b>95</b>	<b>428</b>	<b>88</b>	<b>19</b>	<b>160</b>	<b>38-45</b>	

\*at Texas Tech, 2023-24

### HARRELSON SEASON HIGHS

At-Bats	6 (four times), last vs. Clemson (5/4/25)
Runs	4 (two times), last vs. Clemson (5/4/25)
Hits	4 (three times), last vs. Clemson (5/4/25)
RBI	4 (three times), last vs. Stetson (4/22/25)
Walks	4 at Louisville (4/26/25)
Hit by Pitch	2 vs. Boston College (3/14/25)
Stolen Bases	2 (three times), last at Virginia Tech (4/13/25)

### HARRELSON CAREER HIGHS

At-Bats	6 (10 times), last vs. Clemson (5/4/25)
Runs	5 vs. Gardner-Webb (3/2/24)*
Hits	4 (five times), last vs. Clemson (5/4/25)
RBI	4 (six times), last vs. Stetson (4/22/25)
Walks	4 at Louisville (4/26/25)
Hit by Pitch	2 vs. Boston College (3/14/25)
Stolen Bases	3 at Arizona State (5/17/24)*

## 12 MYLES BAILEY

1B

6-4 • 257 • Freshman • Tallahassee, Fla. • Lincoln

### CAREER

YR.	AVG	GP	GS	AB	R	H	2B	3B	HR	RBI	SLG	BB	HBP	SO	SB
2025	.317	50	49	180	43	57	9	0	15	46	.617	25	10	69	3-4
<b>TOT</b>	<b>.317</b>	<b>50</b>	<b>49</b>	<b>180</b>	<b>43</b>	<b>57</b>	<b>9</b>	<b>0</b>	<b>15</b>	<b>46</b>	<b>.617</b>	<b>25</b>	<b>10</b>	<b>69</b>	<b>3-4</b>

### BAILEY SEASON & CAREER HIGHS

At-Bats	5 (eight times), last vs. Duke (5/23/25 - ACC Championships)
Runs	3 vs. Duke (5/23/25 - ACC Championships)
Hits	4 (three times), last vs. Duke (5/23/25 - ACC Championships)
RBI	5 vs. Clemson (5/4/25)
Walks	2 (seven times), last vs. North Carolina (5/24/25 - ACC Championships)
Hit by Pitch	1 (10 times), last vs. Clemson (5/4/25)
Stolen Bases	1 (three times), last vs. Jacksonville (4/1/25)

## 13 NOAH SHEFFIELD

INF

6-1 • 190 • Freshman • Tampa, Fla. • Jesuit

### CAREER

YR.	AVG	GP	GS	AB	R	H	2B	3B	HR	RBI	SLG	BB	HBP	SO	SB
2025	.250	8	0	8	3	2	0	0	0	2	.250	2	0	2	0-0
<b>TOT</b>	<b>.250</b>	<b>8</b>	<b>0</b>	<b>8</b>	<b>3</b>	<b>2</b>	<b>0</b>	<b>0</b>	<b>0</b>	<b>2</b>	<b>.250</b>	<b>2</b>	<b>0</b>	<b>2</b>	<b>0-0</b>

### SHEFFIELD SEASON & CAREER HIGHS

At-Bats	2 (two times), last vs. USF (4/15/25)
Runs	1 (three times), last vs. USF (4/15/25)
Hits	1 (two times), last vs. Georgetown (3/1/25)
RBI	2 vs. USF (4/15/25)
Walks	1 (two times), last vs. Jacksonville (5/6/25)
Hit by Pitch	--
Stolen Bases	--

## 14 BJ GIBSON

OF

6-0 • 193 • Freshman • Rochelle, Ga. • Wilcox County

### CAREER

YR.	AVG	GP	GS	AB	R	H	2B	3B	HR	RBI	SLG	BB	HBP	SO	SB
2025	.242	19	9	33	10	8	3	0	0	4	.333	8	2	14	4-4
<b>TOT</b>	<b>.242</b>	<b>19</b>	<b>9</b>	<b>33</b>	<b>10</b>	<b>8</b>	<b>3</b>	<b>0</b>	<b>0</b>	<b>4</b>	<b>.333</b>	<b>8</b>	<b>2</b>	<b>14</b>	<b>4-4</b>

### GIBSON SEASON & CAREER HIGHS

At-Bats	4 (three times), last vs. North Florida (3/4/25)
Runs	2 vs. North Florida (3/4/25)
Hits	2 (three times), last vs. North Florida (3/4/25)
RBI	1 (four times), last vs. Lipscomb (3/8/25)
Walks	3 vs. Lipscomb (3/7/25)
Hit by Pitch	1 (two times), last vs. Georgetown (2/28/25)
Stolen Bases	2 vs. North Florida (3/4/25)

## 15 CONNOR HULTS

LHP

5-11 • 182 • Redshirt Senior • St. Johns, Fla. • Creekside (Jacksonville/State College of Florida)

### CAREER

YR.	ERA	W	L	APP	GS	CG	SHO	SV	IP	H	R	ER	BB	SO
2021*	67.50	0	1	3	0	0	0	0	0.2	4	5	5	3	1
2022*	7.71	0	1	2	1	0	0	0	2.1	0	2	2	6	4
2024	3.89	3	1	27	0	0	0	4	34.2	30	16	15	15	36
2025	8.31	0	0	7	0	0	0	0	4.1	4	4	4	5	4
<b>TOT</b>	<b>5.57</b>	<b>3</b>	<b>3</b>	<b>39</b>	<b>1</b>	<b>0</b>	<b>0</b>	<b>4</b>	<b>42.0</b>	<b>38</b>	<b>27</b>	<b>26</b>	<b>29</b>	<b>45</b>

\*at Jacksonville, 2021-22

### HULTS SEASON HIGHS

Innings Pitched	2.0 vs. North Florida (3/4/25)
Hits Allowed	2 vs. Mercer (3/18/25)
Runs Allowed	3 vs. Lipscomb (3/8/25)
Earned Runs Allowed	3 vs. Lipscomb (3/8/25)
Walks Allowed	2 vs. Penn (2/23/25)
Strikeouts	2 (two times), last vs. Mercer (3/18/25)



# SEASON & CAREER HIGHS

## HULTS CAREER HIGHS

Innings Pitched	4.1 vs. North Carolina (6/18/24 - College World Series)
Hits Allowed	3 (two times), last vs. UCF (6/2/24 - NCAA Regional)
Runs Allowed	3 (four times), last vs. Lipscomb (3/8/25)
Earned Runs Allowed	3 (three times), last vs. Lipscomb (3/8/25)
Walks Allowed	4 vs. Florida AGM (5/4/22)
Strikeouts	5 vs. Mercer (4/16/24)

2021 - JAX	Date	Dec.	IP	H	R	ER	BB	K	NP
Miami Ohio	2/20		0.2	0	0	0	0	1	10
Miami Ohio	2/21	L	0.0	2	3	3	1	0	8
at Troy	2/28		0.0	2	2	2	2	0	17
<b>3 app</b>	<b>67.50 ERA</b>	<b>0-1</b>	<b>0.2</b>	<b>4</b>	<b>5</b>	<b>5</b>	<b>3</b>	<b>1</b>	

2022 - JAX	Date	Dec.	IP	H	R	ER	BB	K	NP
FGCU	4/29		1.0	0	0	0	2	3	21
Florida AGM	5/4	L	1.1	0	2	2	4	1	30
<b>2 app</b>	<b>7.71 ERA</b>	<b>0-1</b>	<b>2.1</b>	<b>0</b>	<b>2</b>	<b>2</b>	<b>6</b>	<b>4</b>	

2024	Date	Dec.	IP	H	R	ER	BB	K	NP
Butler	2/18		1.1	2	1	1	0	0	23
Western Carolina	2/25		1.0	0	0	0	2	3	27
New Orleans	3/8		1.0	1	0	0	0	2	20
New Orleans	3/10		0.2	0	0	0	1	1	14
at Clemson	3/23		0.1	2	2	2	1	0	19
Bethune-Cookman	4/3	S	2.0	0	0	0	0	4	21
at Boston College	4/5		1.0	0	0	0	0	1	10
Florida	4/9		1.1	1	0	0	1	2	22
Miami	4/12		1.0	0	0	0	0	1	10
Miami	4/13	S	0.1	0	0	0	0	0	1
Mercer	4/16		1.2	1	0	0	0	5	28
at Wake Forest	4/19	L	1.1	3	2	2	1	1	27
at Wake Forest	4/20	W	1.2	0	0	0	0	1	11
at Duke	4/26	S	0.2	0	0	0	0	1	6
at Duke	4/27		1.0	1	0	0	1	1	20
NC State	5/3		0.1	1	0	0	1	1	11
NC State	5/5	S	3.1	1	0	0	0	4	45
at Pitt	5/10		1.0	0	0	0	0	1	11
at Stetson	5/14		0.1	2	1	1	1	0	19
Georgia Tech	5/17		1.2	2	3	2	0	0	28
vs. Georgia Tech	5/21		1.0	2	3	3	2	0	26
vs. Wake Forest	5/25		2.0	1	1	1	1	2	38
UCF	6/2	W	3.0	3	2	2	2	2	47
UConn	6/7		1.0	2	0	0	0	1	19
UConn	6/8		0.1	2	1	1	0	0	14
vs. Tennessee	6/14		0.0	1	0	0	0	0	2
vs. North Carolina	6/18	W	4.1	2	0	0	1	2	57
<b>27 app</b>	<b>3.89 ERA</b>	<b>3-1, 4 S</b>	<b>34.2</b>	<b>30</b>	<b>16</b>	<b>15</b>	<b>15</b>	<b>36</b>	

2025	Date	Dec.	IP	H	R	ER	BB	K	NP
at USF	2/18		0.0	0	0	0	1	0	5
Penn	2/23		0.1	0	1	1	2	0	14
North Florida	3/4		2.0	0	0	0	1	2	35
Lipscomb	3/8		0.0	1	3	3	1	0	11
Mercer	3/18		1.0	2	0	0	0	2	27
North Carolina	5/15		0.2	1	0	0	0	0	13
North Carolina	5/24		0.1	0	0	0	0	0	8
<b>7 app</b>	<b>8.31 ERA</b>		<b>4.1</b>	<b>4</b>	<b>4</b>	<b>4</b>	<b>5</b>	<b>4</b>	

## 16 JAMIE ARNOLD

6-1 • 191 • Junior • Tampa, Fla. • Jesuit

LHP

### CAREER

YR.	ERA	W	L	APP	GS	CG	SHO	SV	IP	H	R	ER	BB	SO
2023	6.34	2	5	24	8	0	0	0	44.0	45	38	31	27	49
2024	2.98	11	3	19	18	0	0	1	105.2	90	45	35	26	159
2025	3.04	7	2	13	13	0	0	0	71.0	52	26	24	24	97
<b>TOT</b>	<b>3.67</b>	<b>20</b>	<b>10</b>	<b>56</b>	<b>39</b>	<b>0</b>	<b>0</b>	<b>1</b>	<b>220.2</b>	<b>187</b>	<b>109</b>	<b>90</b>	<b>77</b>	<b>305</b>

## ARNOLD SEASON HIGHS

Innings Pitched	7.2 at Louisville (4/25/25)
Hits Allowed	7 (two times), last vs. Duke (5/23/25 - ACC Championships)
Runs Allowed	7 at Miami (3/21/25)
Earned Runs Allowed	6 at Miami (3/21/25)
Walks Allowed	4 at Notre Dame (3/28/25)
Strikeouts	11 at Louisville (4/25/25)

## ARNOLD CAREER HIGHS

Innings Pitched	7.2 at Louisville (4/25/25)
Hits Allowed	11 vs. Georgia Tech (5/16/24)
Runs Allowed	7 at Miami (3/21/25)
Earned Runs Allowed	6 at Miami (3/21/25)
Walks Allowed	4 (three times), last at Notre Dame (3/28/25)
Strikeouts	17 at Pitt (5/10/24)

2023	Date	Dec.	IP	H	R	ER	BB	K	NP
*James Madison	2/19		2.2	3	5	3	2	0	29
*at TCU	2/25		2.2	5	2	1	1	1	55
*USF	3/1		3.0	0	0	0	1	4	36
*FGCU	3/4		2.1	4	6	2	2	5	61
Bethune-Cookman	3/7		2.0	0	0	0	1	3	28
Pitt	3/10	W	0.2	0	0	0	0	0	7
Pitt	3/11		2.0	1	1	1	4	5	55
at UCF	3/15		0.1	2	0	0	0	0	18
*Boston College	3/18	L	3.0	3	3	3	1	5	64
Florida	3/21	L	0.1	2	3	3	1	1	24
at Virginia	3/24		1.2	2	0	0	0	2	20
*at Virginia	3/26	L	2.0	5	3	3	0	2	41
at Miami	4/2	L	2.1	7	4	3	2	2	46
Clemson	4/6		0.1	0	1	1	1	0	11
Clemson	4/8		2.0	1	0	0	1	2	39
at Florida	4/11		1.0	0	2	2	3	1	27
at NC State	4/15		0.1	0	0	0	0	0	1
at NC State	4/16		0.2	0	0	0	1	0	10
Virginia Tech	4/23	W	3.0	0	0	0	1	3	51
at Notre Dame	4/30	L	1.1	4	5	5	1	1	40
Mercer	5/7		0.2	0	0	0	1	0	12
*Jacksonville	5/9		3.1	1	2	1	2	2	53
*Wake Forest	5/14		5.1	5	3	3	1	6	76
at Louisville	5/20		1.0	0	0	0	1	2	13
<b>24 app (8 starts)</b>	<b>6.34 ERA</b>	<b>2-5</b>	<b>44.0</b>	<b>45</b>	<b>37</b>	<b>31</b>	<b>27</b>	<b>49</b>	

2024	Date	Dec.	IP	H	R	ER	BB	K	NP
*Butler	2/18	W	5.0	2	1	0	0	9	70
*Western Carolina	2/24	W	6.0	1	0	0	2	11	84
*vs. Michigan State	3/2	W	6.0	7	0	0	0	7	88
*New Orleans	3/10	W	5.0	4	0	0	3	5	91
*Notre Dame	3/16	W	5.2	4	1	1	0	12	102
*at Clemson	3/23		7.0	3	1	1	2	9	110
*Louisville	3/29	L	6.0	4	5	1	2	7	100
*at Boston College	4/5	W	7.0	5	3	2	1	9	102
*Miami	4/11	W	7.0	4	3	3	2	9	102
*at Wake Forest	4/19		5.2	5	3	3	2	12	100
*at Duke	4/26	W	5.0	5	2	2	2	9	103
*NC State	5/3	L	3.0	9	6	5	1	2	58
*at Pitt	5/10	L	7.0	3	1	1	0	17	98
*Georgia Tech	5/16	W	6.1	11	3	3	2	6	109
vs. Georgia Tech	5/21	S	0.2	1	0	0	0	1	9
*vs. Virginia	5/24	W	6.0	4	2	2	1	9	89
*UCF	6/1	W	7.0	3	2	2	2	12	104
*UConn	6/8		5.1	7	6	5	0	9	121
*vs. Tennessee	6/14		5.0	8	6	4	4	4	98
<b>19 app (18 starts)</b>	<b>2.98 ERA</b>	<b>11-3, 1 S</b>	<b>105.2</b>	<b>90</b>	<b>45</b>	<b>35</b>	<b>26</b>	<b>159</b>	



# SEASON & CAREER HIGHS

2025	Date	Dec.	IP	H	R	ER	BB	K	NP
*James Madison	2/14	W	6.0	1	0	0	0	8	75
*Penn	2/21	W	5.0	2	0	0	0	8	64
*Georgetown	2/28		5.0	4	2	2	2	8	74
*Boston College	3/15	W	4.2	1	0	0	2	8	79
*Miami	3/21	L	4.0	7	7	6	3	2	77
*at Notre Dame	3/28		4.2	4	2	2	4	4	94
*Wake Forest	4/4		5.0	2	0	0	2	10	98
*at Virginia Tech	4/13	W	7.0	4	1	1	2	9	98
*at Louisville	4/25	W	7.2	6	2	2	1	11	101
*Clemson	5/2		6.0	3	1	1	3	5	106
*at Cal	5/9	W	6.0	6	2	1	2	9	96
*North Carolina	5/15	L	5.0	5	4	4	2	8	94
*Duke	5/23	W	5.0	7	5	5	1	7	92
<b>13 app (13 starts)</b>	<b>3.04 ERA</b>	<b>7-2</b>	<b>71.0</b>	<b>52</b>	<b>26</b>	<b>24</b>	<b>24</b>	<b>97</b>	

## 17 JOEY VOLINI

LHP

6-4 • 247 • Redshirt Junior • Tampa, Fla. • Jesuit (USF)

### CAREER

YR.	ERA	W	L	APP	GS	CG	SHO	SV	IP	H	R	ER	BB	SO
2022*	3.86	2	0	14	0	0	0	0	16.1	13	7	7	9	15
2024*	4.40	3	0	14	3	0	0	0	28.2	27	15	14	14	26
2025	3.59	8	5	14	13	2	0	0	77.2	64	35	31	25	95
<b>TOT</b>	<b>3.82</b>	<b>13</b>	<b>5</b>	<b>42</b>	<b>16</b>	<b>2</b>	<b>0</b>	<b>0</b>	<b>122.2</b>	<b>104</b>	<b>57</b>	<b>52</b>	<b>48</b>	<b>136</b>

\*at USF, 2022-24

### VOLINI SEASON HIGHS

Innings Pitched	8.0 vs. Clemson (5/3/25)
Hits Allowed	10 vs. Wake Forest (4/5/25)
Runs Allowed	7 vs. Wake Forest (4/5/25)
Earned Runs Allowed	7 vs. Wake Forest (4/5/25)
Walks Allowed	4 (two times), last vs. North Carolina (5/16/25)
Strikeouts	11 (three times), last at Notre Dame (3/30/25)

### VOLINI CAREER HIGHS

Innings Pitched	8.0 vs. Clemson (5/3/25)
Hits Allowed	10 vs. Wake Forest (4/5/25)
Runs Allowed	7 vs. Wake Forest (4/5/25)
Earned Runs Allowed	7 vs. Wake Forest (4/5/25)
Walks Allowed	4 (two times), last vs. North Carolina (5/16/25)
Strikeouts	11 (three times), last at Notre Dame (3/30/25)

2022 - USF	Date	Dec.	IP	H	R	ER	BB	K	NP
Bethune-Cookman	3/29		1.0	1	0	0	0	2	17
at UCF	4/3		0.1	0	0	0	0	0	2
North Florida	4/5		0.1	2	2	2	0	0	11
at Tulane	4/9		1.0	0	0	0	0	1	9
FGCU	4/12		1.0	0	0	0	2	0	26
Memphis	4/16		2.0	1	0	0	1	2	38
at Cincinnati	4/22		0.1	0	1	1	2	0	16
Houston	5/1		1.2	2	0	0	2	2	36
at Florida	5/3		1.0	0	0	0	0	1	7
UCF	5/8	W	2.2	2	0	0	1	3	36
at Stetson	5/10	W	1.0	1	0	0	1	1	20
at East Carolina	5/15		1.2	2	3	3	0	1	35
Wichita State	5/19		1.0	0	0	0	0	1	13
vs. Tulane	5/25		1.1	2	1	1	0	1	13
<b>14 app</b>	<b>3.86 ERA</b>	<b>2-0</b>	<b>16.1</b>	<b>13</b>	<b>7</b>	<b>7</b>	<b>9</b>	<b>15</b>	

2024 - USF	Date	Dec.	IP	H	R	ER	BB	K	NP
at Florida State	2/24		2.0	1	1	1	1	3	31
at UCF	3/2	W	1.1	0	0	0	1	1	26
at Jacksonville	3/6		0.1	2	1	1	0	0	7
North Carolina A&T	3/8	W	1.2	0	0	0	2	1	26
Maine	3/13	W	1.0	2	1	1	1	1	28
UNC Greensboro	3/17		0.0	0	0	0	1	0	5
Wichita State	4/7		1.2	1	0	0	0	1	21
at Tulane	4/13		2.0	1	1	1	1	1	38
*FGCU	4/16		2.0	2	1	1	0	3	46
Rice	4/21		4.0	3	1	0	0	9	64
*Florida Atlantic	4/27		4.0	5	2	2	1	3	67
*at East Carolina	5/5		4.0	6	3	3	2	2	76
at UTSA	5/12		3.2	3	1	1	3	1	48
UAB	5/18		1.0	1	3	3	1	0	19
<b>14 app (3 starts)</b>	<b>4.40 ERA</b>	<b>3-0</b>	<b>28.2</b>	<b>27</b>	<b>15</b>	<b>14</b>	<b>14</b>	<b>26</b>	

2025	Date	Dec.	IP	H	R	ER	BB	K	NP
*James Madison	2/15	W	4.2	2	1	0	1	7	84
*Penn	2/22	W	5.2	6	2	2	1	6	82
*Georgetown	3/1	W	6.0	2	0	0	1	11	90
*Lipscomb	3/7	W	7.0	6	1	1	1	11	88
*Boston College	3/14	W	6.0	4	1	0	2	8	88
*Miami	3/20	W	7.0	2	1	1	1	9	79
*at Notre Dame	3/30	W	7.0	4	2	2	2	11	104
*Wake Forest	4/5	L	2.1	10	7	7	2	3	70
*at Virginia Tech	4/12	W	7.0	2	1	1	4	5	105
*at Louisville	4/26		5.0	5	3	3	0	4	85
*Clemson	5/3	L	8.0	5	4	3	3	7	93
*at Cal	5/10	L	5.0	7	5	5	3	3	78
*North Carolina	5/16	L	3.2	6	5	5	4	6	95
North Carolina	5/24	L	3.1	3	2	1	1	4	52
<b>14 app (14 starts)</b>	<b>3.59 ERA</b>	<b>8-5</b>	<b>77.2</b>	<b>64</b>	<b>35</b>	<b>31</b>	<b>25</b>	<b>95</b>	

## 18 MAX WILLIAMS

OF

6-2 • 207 • Junior • Ormond Beach, Fla. • Clay (Alabama)

### CAREER

YR.	AVG	GP	GS	AB	R	H	2B	3B	HR	RBI	SLG	BB	HBP	SO	SB
2023*	.320	18	3	25	4	8	3	0	0	7	.440	5	1	6	1-1
2024	.311	64	52	225	57	70	11	4	14	46	.582	19	9	54	5-6
2025	.319	51	51	207	42	66	9	0	17	45	.609	17	7	31	2-3
<b>TOT</b>	<b>.315</b>	<b>133</b>	<b>106</b>	<b>457</b>	<b>103</b>	<b>144</b>	<b>23</b>	<b>4</b>	<b>31</b>	<b>98</b>	<b>.586</b>	<b>41</b>	<b>17</b>	<b>91</b>	<b>8-10</b>

\*at Alabama, 2023

### WILLIAMS SEASON HIGHS

At-Bats	6 (three times), last vs. Clemson (5/4/25)
Runs	4 vs. Penn (2/21/25)
Hits	4 vs. Bethune-Cookman (3/5/25)
RBI	5 vs. Bethune-Cookman (3/5/25)
Walks	3 vs. Boston College (3/14/25)
Hit by Pitch	2 at Notre Dame (3/30/25)
Stolen Bases	1 (two times), last vs. Penn (2/21/25)

### WILLIAMS CAREER HIGHS

At-Bats	7 vs. UConn (6/8/24 - NCAA Super Regional)
Runs	4 vs. Penn (2/21/25)
Hits	4 (two times), last vs. Bethune-Cookman (3/5/25)
RBI	5 vs. Bethune-Cookman (3/5/25)
Walks	3 vs. Boston College (3/14/25)
Hit by Pitch	2 at Notre Dame (3/30/25)
Stolen Bases	1 (eight times), last vs. Penn (2/21/25)



# SEASON & CAREER HIGHS

## 19 JOHN ABRAHAM

RHP

6-3 • 193 • Sophomore • Tampa, Fla. • Jesuit

### CAREER

YR.	ERA	W	L	APP	GS	CG	SHO	SV	IP	H	R	ER	BB	SO
2024	4.72	5	2	25	3	0	0	1	34.1	20	19	18	31	42
2025	4.55	4	0	20	1	0	0	1	31.2	27	19	16	23	41
<b>TOT</b>	<b>4.64</b>	<b>9</b>	<b>2</b>	<b>45</b>	<b>4</b>	<b>0</b>	<b>0</b>	<b>2</b>	<b>66.0</b>	<b>47</b>	<b>38</b>	<b>34</b>	<b>54</b>	<b>83</b>

### ABRAHAM SEASON HIGHS

Innings Pitched	3.0 (three times), last at Cal (5/10/25)
Hits Allowed	5 vs. Clemson (5/2/25)
Runs Allowed	4 at Louisville (4/27/25)
Earned Runs Allowed	4 at Louisville (4/27/25)
Walks Allowed	3 (two times), last vs. Duke (5/23/25 - ACC Championships)
Strikeouts	8 vs. James Madison (2/14/25)

### ABRAHAM CAREER HIGHS

Innings Pitched	3.2 vs. Georgia Tech (5/17/24)
Hits Allowed	5 vs. Clemson (5/2/25)
Runs Allowed	4 at Louisville (4/27/25)
Earned Runs Allowed	4 at Louisville (4/27/25)
Walks Allowed	3 (four times), last vs. Duke (5/23/25 - ACC Championships)
Strikeouts	8 vs. James Madison (2/14/25)

2024	Date	Dec.	IP	H	R	ER	BB	K	NP
Western Carolina	2/25		1.0	1	2	2	2	2	20
vs. Michigan State	3/2		1.1	0	0	0	1	1	15
New Orleans	3/8		1.0	0	0	0	2	1	25
New Orleans	3/10		2.2	2	0	0	0	5	41
Stetson	3/19	W	1.2	0	0	0	1	2	23
at Clemson	3/23		0.1	2	3	3	1	0	16
vs. Florida	3/26		3.1	0	0	0	2	5	55
*Bethune-Cookman	4/3		1.2	3	2	2	2	1	35
at Boston College	4/6	L	1.2	1	1	1	1	2	25
*Florida	4/9		1.0	3	3	3	0	0	23
Miami	4/13		0.2	0	0	0	1	1	20
Mercer	4/16		1.1	0	0	0	2	3	25
at Wake Forest	4/19		0.0	0	0	0	1	0	4
at Wake Forest	4/20		0.0	0	0	0	1	0	6
North Florida	4/23	W	3.0	1	0	0	0	4	35
at Duke	4/27	S	0.2	0	0	0	0	0	8
NC State	5/3		0.2	0	1	1	3	1	20
Jacksonville	5/7	W	2.0	2	0	0	1	3	38
at Pitt	5/11		1.1	2	2	2	1	1	21
at Stetson	5/14		0.0	0	1	1	1	0	6
Georgia Tech	5/17		3.2	0	0	0	1	1	45
vs. Georgia Tech	5/21	W	2.0	1	1	1	2	3	43
vs. Wake Forest	5/25	W	2.0	0	0	0	3	4	50
UCF	6/2		1.0	0	0	0	0	2	17
*vs. Tennessee	6/19	L	0.1	2	3	2	2	0	18
<b>25 app (3 starts)</b>	<b>4.72 ERA</b>	<b>5-2, 1 S</b>	<b>34.1</b>	<b>20</b>	<b>19</b>	<b>18</b>	<b>31</b>	<b>42</b>	

2025	Date	Dec.	IP	H	R	ER	BB	K	NP
James Madison	2/14	S	3.0	1	0	0	1	8	48
at USF	2/18	W	1.1	1	0	0	1	2	28
Penn	2/22		1.0	2	1	1	3	2	44
Georgetown	2/28	W	1.1	0	0	0	2	2	24
Bethune-Cookman	3/5		2.1	4	3	3	0	3	37
Florida	3/11		0.0	0	0	0	0	0	2
Mercer	3/18		1.0	1	1	0	1	0	20
at Miami	3/21		2.1	1	2	1	1	1	38
*Florida	3/25		2.2	1	1	1	2	2	55
at Notre Dame	3/30		0.2	0	1	0	1	1	15
Wake Forest	4/6		2.1	4	3	3	2	3	48
at Virginia Tech	4/12		2.0	0	0	0	0	4	24
Stetson	4/22	W	1.2	2	0	0	0	1	28
at Louisville	4/25		1.1	0	0	0	0	2	16
at Louisville	4/27		0.0	3	4	4	1	0	21
Clemson	5/2		3.0	5	2	2	1	1	52
at Cal	5/10		3.0	0	0	0	2	5	52
North Carolina	5/16		0.2	1	0	0	1	0	11
North Carolina	5/17	W	1.1	0	0	0	1	3	22
Duke	5/23		0.2	1	1	1	3	0	24
<b>20 app (1 start)</b>	<b>4.55 ERA</b>	<b>4-0, 1 S</b>	<b>31.2</b>	<b>27</b>	<b>19</b>	<b>16</b>	<b>23</b>	<b>41</b>	

## 20 JAXSON WEST

C

6-0 • 188 • Sophomore • Tallahassee, Fla. • Chiles (Alabama)

### CAREER

YR.	AVG	GP	GS	AB	R	H	2B	3B	HR	RBI	SLG	BB	HBP	SO	SB
2023*	.185	20	4	27	6	5	1	0	1	5	.333	7	1	4	0-0
2024	.274	51	41	146	36	40	8	1	3	29	.404	27	5	19	2-3
2025	.243	42	41	136	23	33	4	0	2	15	.316	25	3	15	3-3
<b>TOT</b>	<b>.252</b>	<b>113</b>	<b>86</b>	<b>309</b>	<b>65</b>	<b>78</b>	<b>13</b>	<b>1</b>	<b>6</b>	<b>49</b>	<b>.359</b>	<b>59</b>	<b>9</b>	<b>38</b>	<b>5-6</b>

\*at Alabama, 2023

### WEST SEASON HIGHS

At-Bats	5 (two times), last at Miami (3/22/25)
Runs	3 vs. Penn (2/21/25)
Hits	3 (two times), last vs. Boston College (3/14/25)
RBI	2 (two times), last vs. Boston College (3/15/25)
Walks	2 (four times), last at Notre Dame (3/30/25)
Hit by Pitch	1 (three times), last vs. Duke (5/23/25 - ACC Championships)
Stolen Bases	1 (three times), last vs. Stetson (4/22/25)

### WEST CAREER HIGHS

At-Bats	6 vs. UConn (6/8/24 - NCAA Super Regional)
Runs	3 (three times), last vs. Penn (2/21/25)
Hits	4 vs. North Carolina (6/18/24 - College World Series)
RBI	4 vs. Florida (4/9/24)
Walks	3 vs. Tennessee (6/14/24 - College World Series)
Hit by Pitch	1 (nine times), last vs. Duke (5/23/25 - ACC Championships)
Stolen Bases	1 (five times), last vs. Stetson (4/22/25)

## 21 NATHAN CMEYLA

C

5-11 • 186 • Redshirt Senior • Ashburn, Va. • Briar Woods (Dartmouth)

### CAREER

YR.	AVG	GP	GS	AB	R	H	2B	3B	HR	RBI	SLG	BB	HBP	SO	SB
2022	.301	37	34	136	21	41	9	4	4	19	.515	6	3	26	0-0
2023	.241	8	8	29	2	7	4	0	0	6	.379	0	3	8	0-0
2024	.350	37	37	143	23	50	12	1	7	30	.594	10	4	17	0-0
2025	.259	23	12	54	13	14	3	0	1	8	.370	7	4	14	3-3
<b>TOT</b>	<b>.309</b>	<b>105</b>	<b>91</b>	<b>362</b>	<b>59</b>	<b>112</b>	<b>28</b>	<b>5</b>	<b>12</b>	<b>63</b>	<b>.514</b>	<b>23</b>	<b>14</b>	<b>65</b>	<b>3-3</b>

\*at Dartmouth, 2022-24

### CMEYLA SEASON HIGHS

At-Bats	4 (six times), last vs. Clemson (5/3/25)
Runs	4 vs. Boston College (3/15/25)
Hits	2 (three times), last vs. Boston College (3/15/25)
RBI	3 vs. Penn (2/21/25)
Walks	2 vs. Boston College (3/15/25)
Hit by Pitch	2 vs. Penn (2/21/25)
Stolen Bases	2 vs. James Madison (2/16/25)



# SEASON & CAREER HIGHS

## CMEYLA CAREER HIGHS

At-Bats	6 vs. Maine (5/7/24)*
Runs	4 vs. Boston College (3/15/25)
Hits	4 vs. Maine (5/7/24)*
RBI	4 (two times), last vs. Maine (5/7/24)*
Walks	2 vs. Boston College (3/15/25)
Hit by Pitch	2 vs. Penn (2/21/25)
Stolen Bases	2 vs. James Madison (2/16/25)

## 23 BRODY DELAMIELLEURE OF

6-1 • 193 • Redshirt Freshman • St. Augustine, Fla. • Bartram Trail

### CAREER

YR.	AVG	GP	GS	AB	R	H	2B	3B	HR	RBI	SLG	BB	HBP	SO	SB
2025	.253	32	23	99	23	25	6	0	6	19	.495	5	0	31	0-0
TOT	.253	32	23	99	23	25	6	0	6	19	.495	5	0	31	0-0

### DELAMIELLEURE SEASON & CAREER HIGHS

At-Bats	5 (six times), last vs. Duke (5/23/25 - ACC Championships)
Runs	3 (two times), last vs. Duke (5/23/25 - ACC Championships)
Hits	3 (two times), last vs. Duke (5/23/25 - ACC Championships)
RBI	3 at Jacksonville (2/26/25)
Walks	1 (five times), last at Virginia Tech (4/12/25)
Hit by Pitch	-
Stolen Bases	-

## 24 MAISON MARTINEZ RHP

6-2 • 246 • Junior • Lake Worth, Fla. • Park Vista (VCU)

### CAREER

YR.	ERA	W	L	APP	GS	CG	SHO	SV	IP	H	R	ER	BB	SO
2023*	9.78	1	0	14	0	0	0	0	23.0	31	25	25	15	19
2024*	2.98	4	0	19	0	0	0	0	42.1	30	16	14	19	41
2025	5.63	0	2	13	0	0	0	2	24.0	21	16	15	12	32
TOT	5.18	5	2	45	0	0	0	2	88.2	81	54	51	44	92

\*at VCU, 2023-24

### MARTINEZ SEASON HIGHS

Innings Pitched	3.1 (two times), last vs. Florida (3/11/25)
Hits Allowed	4 at Notre Dame (3/28/25)
Runs Allowed	4 at Notre Dame (3/28/25)
Earned Runs Allowed	3 (three times), last vs. North Carolina (5/15/25)
Walks Allowed	2 (four times), last vs. North Carolina (5/15/25)
Strikeouts	5 (three times), last vs. Florida (3/11/25)

### MARTINEZ CAREER HIGHS

Innings Pitched	4.2 vs. Merrimack (2/25/24)*
Hits Allowed	6 vs. St. Bonaventure (3/31/23)*
Runs Allowed	5 vs. Old Dominion (4/25/23)*
Earned Runs Allowed	5 vs. Old Dominion (4/25/23)*
Walks Allowed	3 (three times), last vs. George Washington (5/4/24)*
Strikeouts	6 vs. Sacred Heart (3/1/24)*

2023 - VCU	Date	Dec.	IP	H	R	ER	BB	K	NP
at James Madison	3/8		2.2	3	3	3	3	3	46
James Madison	3/14		0.1	3	4	4	1	0	25
at USF	3/25		1.0	0	0	0	1	1	20
St. Bonaventure	3/31	W	4.0	6	3	3	0	3	56
at William & Mary	4/11		1.2	1	0	0	1	1	34
George Mason	4/16		2.0	0	0	0	0	1	17
Virginia	4/18		2.2	5	4	4	2	2	56
at G. Washington	4/21		3.0	2	2	2	1	0	33
Old Dominion	4/25		1.0	3	5	5	2	1	29
at Virginia	5/2		0.2	3	2	2	0	0	11
at Longwood	5/9		1.0	2	1	1	1	2	21
Richmond	5/13		1.0	2	1	1	0	2	25
at Rhode Island	5/18		1.0	1	0	0	1	1	17
at Rhode Island	5/19		1.0	0	0	0	2	2	21
14 app	9.78 ERA	1-0	23.0	31	25	25	15	19	

2024 - VCU	Date	Dec.	IP	H	R	ER	BB	K	NP
Longwood	2/20	W	3.0	1	0	0	0	4	38
Merrimack	2/25	W	4.2	3	0	0	0	5	70
Sacred Heart	3/1	W	4.1	2	0	0	1	6	64
vs. W. Michigan	3/7		4.0	2	0	0	2	3	58
at Longwood	3/12		4.0	2	1	1	1	5	70
Princeton	3/17		3.2	3	2	2	1	4	65
at Xavier	3/22		3.1	3	2	2	0	1	39
William & Mary	3/26		1.2	2	3	3	1	3	33
UMass	3/30		1.0	1	0	0	0	2	21
Davidson	4/7		0.1	1	1	1	1	0	14
at Virginia	4/9		0.2	1	0	0	1	1	17
at St. Bonaventure	4/14		0.2	3	3	3	3	0	37
at Old Dominion	4/23		0.0	0	0	0	1	0	11
Virginia	4/30		2.1	2	1	1	1	2	42
G. Washington	5/4		2.0	0	1	1	3	0	40
at Fordham	5/11	W	2.1	1	0	0	1	3	36
at Richmond	5/17		2.1	3	2	0	1	2	46
vs. Dayton	5/22		1.0	0	0	0	0	0	-
vs. East Carolina	6/2		1.0	0	0	0	1	0	15
19 app	2.98 ERA	4-0	42.1	30	16	14	19	41	

2025	Date	Dec.	IP	H	R	ER	BB	K	NP
James Madison	2/15		1.1	1	0	0	0	2	27
Penn	2/23		3.0	2	1	1	2	3	50
Georgetown	2/28	S	2.2	1	0	0	0	5	33
Bethune-Cookman	3/5		3.1	3	0	0	0	5	51
Florida	3/11		3.1	2	2	2	1	5	52
Boston College	3/15	S	2.0	1	1	1	0	3	32
at Notre Dame	3/28	L	1.1	4	4	3	1	0	25
Jacksonville	4/1		1.2	2	1	1	1	4	32
Wake Forest	4/4		1.0	1	1	1	2	1	29
at Florida	4/8	L	1.0	2	3	3	2	0	22
at Louisville	4/26		0.2	1	0	0	1	0	14
Jacksonville	5/6		2.0	0	0	0	0	4	25
North Carolina	5/15		0.2	1	3	3	2	0	17
13 app	5.63 ERA	0-2, 2 S	24.0	21	16	15	12	32	

## 25 HUNTER CARNS C

6-0 • 199 • Freshman • Jacksonville, Fla. • First Coast

### CAREER

YR.	AVG	GP	GS	AB	R	H	2B	3B	HR	RBI	SLG	BB	HBP	SO	SB
2025	.270	37	36	122	32	33	7	0	6	14	.475	16	3	41	2-3
TOT	.270	37	36	122	32	33	7	0	6	14	.475	16	3	41	2-3

### CARNS SEASON & CAREER HIGHS

At-Bats	5 (two times), last at Miami (3/22/25)
Runs	4 vs. Penn (2/22/25)
Hits	4 vs. Penn (2/22/25)
RBI	3 (two times), last vs. Stetson (3/22/25)
Walks	2 vs. JMU (2/15/25)
Hit by Pitch	1 (three times), last at Louisville (4/25/25)
Stolen Bases	1 (two times), last vs. Jacksonville (5/6/25)

## 26 NICK GREANEY RHP

6-6 • 245 • Junior • Dallas, Texas • JJ Pearce (McLennan Community College)

### CAREER

YR.	ERA	W	L	APP	GS	CG	SHO	SV	IP	H	R	ER	BB	SO
2025	0.00	0	0	3	0	0	0	0	2.1	0	2	0	4	1
TOT	0.00	0	0	3	0	0	0	0	2.1	0	2	0	4	1

### GREANEY SEASON & CAREER HIGHS

Innings Pitched	1.0 vs. Georgetown (3/1/25)
Hits Allowed	-
Runs Allowed	2 vs. Penn (2/21/25)
Earned Runs Allowed	-
Walks Allowed	3 vs. Penn (2/21/25)
Strikeouts	1 vs. Georgetown (3/1/25)



# SEASON & CAREER HIGHS

2025	Date	Dec.	IP	H	R	ER	BB	K	NP
Penn	2/21		0.2	0	2	0	3	0	26
Georgetown	3/1		1.0	0	0	0	0	1	15
Wake Forest	4/6		0.2	0	0	0	1	0	9
<b>3 app</b>	<b>0.00 ERA</b>		<b>2.1</b>	<b>0</b>	<b>2</b>	<b>0</b>	<b>4</b>	<b>1</b>	

## 27 PEYTON PRESCOTT

RHP/INF

6-0 • 200 • Sophomore • Sebastian, Fla. • TNXL Academy (Jacksonville)

### CAREER

YR.	ERA	W	L	APP	GS	CG	SHO	SV	IP	H	R	ER	BB	SO
2024*	6.02	5	6	16	6	0	0	1	55.1	62	46	37	22	46
2025	6.03	4	0	21	1	0	0	2	31.1	40	25	21	15	37
<b>TOT</b>	<b>6.02</b>	<b>9</b>	<b>6</b>	<b>37</b>	<b>7</b>	<b>0</b>	<b>0</b>	<b>3</b>	<b>86.2</b>	<b>102</b>	<b>71</b>	<b>58</b>	<b>37</b>	<b>83</b>

\*at Jacksonville, 2024

### PRESCOTT SEASON HIGHS

Innings Pitched	4.0 at Miami (3/22/25)
Hits Allowed	5 at Notre Dame (3/30/25)
Runs Allowed	4 (three times), last at Louisville (4/27/25)
Earned Runs Allowed	4 (two times), last at Louisville (4/27/25)
Walks Allowed	3 at Cal (5/11/25)
Strikeouts	7 at Miami (3/22/25)

### PRESCOTT CAREER HIGHS

Innings Pitched	6.1 (two times), last at Central Arkansas (3/28/24)*
Hits Allowed	7 vs. Stetson (3/16/24)*
Runs Allowed	6 at Cal St. Fullerton (3/9/24)*
Earned Runs Allowed	5 (two times), last vs. North Alabama (4/5/24)*
Walks Allowed	4 vs. Delaware (2/24/24)*
Strikeouts	8 vs. Ball State (3/2/24)*

2024 - JAX	Date	Dec.	IP	H	R	ER	BB	K	NP
Cincinnati	2/16	W	4.0	0	0	0	2	6	56
Delaware	2/24		4.1	3	2	2	4	4	74
*Ball State	3/2		6.1	6	4	2	0	8	73
*at Cal St. Fullerton	3/9	L	3.0	5	6	5	2	3	74
*Stetson	3/16	W	5.0	7	4	4	2	3	88
*at Bellarmine	3/22	W	5.0	5	5	4	2	3	87
*at Central Ark.	3/28		6.1	6	5	3	1	4	88
*North Alabama	4/5	L	2.0	6	5	5	3	2	60
at Austin Peay	4/13	L	4.0	5	4	3	1	2	70
North Florida	4/20	L	2.0	3	1	1	0	1	40
Queens	4/27	W	1.0	1	0	0	0	1	11
Queens	4/28	S	1.1	0	0	0	1	2	22
at FGCU	5/5	L	3.2	5	4	3	1	2	72
Kennesaw State	5/11	W	3.1	2	0	0	1	2	53
at E. Kentucky	5/16	L	1.1	5	3	3	2	2	44
vs. Central Ark.	5/23		2.2	3	3	2	0	1	46
<b>16 app (6 starts)</b>	<b>6.02 ERA</b>	<b>5-6, 1 S</b>	<b>55.1</b>	<b>62</b>	<b>46</b>	<b>37</b>	<b>22</b>	<b>46</b>	

2025	Date	Dec.	IP	H	R	ER	BB	K	NP
James Madison	2/15		2.1	2	1	1	1	4	37
at USF	2/18	S	0.2	0	0	0	0	1	10
Penn	2/22		1.1	1	0	0	0	1	18
Georgetown	3/2	W	1.1	0	0	0	0	1	15
Lipscomb	3/8		1.0	1	0	0	0	1	12
Florida	3/11		0.2	4	1	1	0	1	20
Boston College	3/14		2.0	1	0	0	1	3	38
Mercer	3/18		0.2	0	0	0	0	1	6
at Miami	3/22	W	4.0	2	0	0	2	7	59
at Notre Dame	3/28		1.0	2	4	4	2	2	26
at Notre Dame	3/30		1.0	5	3	3	0	1	28
Wake Forest	4/4	W	1.0	0	0	0	1	1	15
Wake Forest	4/6		0.2	3	4	1	1	1	21
*Florida	4/8		1.0	2	1	1	0	0	17
at Virginia Tech	4/13		3.1	3	1	1	0	2	55
Stetson	4/22		2.0	3	2	2	0	1	33
at Louisville	4/26		1.2	4	4	4	1	1	39
Clemson	5/2	W	1.0	0	0	0	2	2	25
Clemson	5/3		1.0	2	2	1	1	1	20
at Cal	5/11		2.1	2	0	0	3	4	50
North Carolina	5/17		1.1	3	2	2	0	1	27
<b>21 app (1 start)</b>	<b>6.02 ERA</b>	<b>4-0, 2 S</b>	<b>31.1</b>	<b>40</b>	<b>25</b>	<b>21</b>	<b>15</b>	<b>37</b>	

## 28 JACOB MARLOWE

LHP

6-0 • 169 • Redshirt Junior • Naples, Fla. • Barron Collier (UCF)

### CAREER

YR.	ERA	W	L	APP	GS	CG	SHO	SV	IP	H	R	ER	BB	SO
2022*	3.67	0	1	15	0	0	0	0	27.0	27	15	11	10	22
2023*	5.64	3	6	19	8	0	0	0	60.2	70	41	38	12	41
2025	9.28	1	0	8	1	0	0	0	10.2	17	11	11	5	11
<b>TOT</b>	<b>5.49</b>	<b>4</b>	<b>7</b>	<b>42</b>	<b>9</b>	<b>0</b>	<b>0</b>	<b>0</b>	<b>98.1</b>	<b>114</b>	<b>67</b>	<b>60</b>	<b>27</b>	<b>74</b>

\*at UCF, 2022-23

### MARLOWE SEASON HIGHS

Innings Pitched	3.0 vs. Jacksonville (5/6/25)
Hits Allowed	4 at Jacksonville (2/26/25)
Runs Allowed	3 (three times), last vs. North Carolina (5/16/25)
Earned Runs Allowed	3 (three times), last vs. North Carolina (5/16/25)
Walks Allowed	2 vs. Jacksonville (4/1/25)
Strikeouts	3 at Jacksonville (2/26/25)

### MARLOWE CAREER HIGHS

Innings Pitched	7.0 (two times), last vs. Maryland (3/26/23)*
Hits Allowed	9 vs. Wichita State (5/18/23)*
Runs Allowed	7 at East Carolina (4/6/23)*
Earned Runs Allowed	7 at East Carolina (4/6/23)*
Walks Allowed	2 (seven times), last vs. Jacksonville (4/1/25)
Strikeouts	6 (two times), last vs. Memphis (4/15/23)*

2022 - UCF	Date	Dec.	IP	H	R	ER	BB	K	NP
Siena	2/19		1.0	0	0	0	1	1	23
Florida A&M	3/9		1.0	0	0	0	0	0	16
Florida Atlantic	3/29		1.0	1	0	0	0	2	16
East Carolina	4/14		2.0	1	0	0	2	1	32
East Carolina	4/16		2.0	1	0	0	0	1	20
Jacksonville	4/19	L	3.0	4	5	4	2	2	62
at Wichita State	4/24		3.0	2	0	0	0	3	39
Tulane	4/30		1.1	2	1	1	0	1	14
at North Florida	5/3		2.0	3	1	1	0	0	30
at USF	5/8		0.2	2	0	0	0	1	9
at Miami	5/11		2.0	5	3	2	0	1	46
at Houston	5/13		1.1	2	2	2	1	1	27
Cincinnati	5/19		1.1	2	1	0	2	3	37
Memphis	5/24		2.1	0	0	0	2	3	36
Houston	5/28		3.0	2	2	1	0	2	37
<b>15 app</b>	<b>3.67 ERA</b>	<b>0-1</b>	<b>27.0</b>	<b>27</b>	<b>15</b>	<b>11</b>	<b>10</b>	<b>22</b>	

2023 - UCF	Date	Dec.	IP	H	R	ER	BB	K	NP
Siena	2/17		1.1	0	0	0	0	0	16
*Florida Atlantic	2/21	L	4.0	2	4	2	0	1	55
at Clemson	2/25	W	3.0	2	1	1	0	1	-
Georgia Southern	3/3	W	3.0	2	0	0	0	0	33
Troy	3/11		0.1	4	6	6	2	1	27
*Florida State	3/15	W	7.0	8	2	1	1	5	92
*at North Florida	3/21		2.0	2	0	0	1	2	30
*Maryland	3/26	L	7.0	7	3	3	1	6	85
*USF	4/1	L	6.0	6	2	2	1	3	93
*at East Carolina	4/6	L	1.2	6	7	7	2	1	57
*Memphis	4/15	L	6.1	5	3	3	1	6	102
at USF	4/23		2.0	1	0	0	0	1	27
*Houston	4/29		0.2	4	4	4	0	0	22
North Florida	5/2		3.0	3	2	2	1	0	46
at Tulane	5/7		3.0	2	0	0	0	4	40
at Wright State	5/10		0.2	1	0	0	0	1	16
at Cincinnati	5/14		3.0	2	0	0	1	4	52
Wichita State	5/18		4.1	9	3	3	0	4	79
USF	5/25	L	2.1	4	4	4	1	1	54
<b>19 app (8 starts)</b>	<b>5.64 ERA</b>	<b>3-6</b>	<b>60.2</b>	<b>70</b>	<b>41</b>	<b>38</b>	<b>12</b>	<b>41</b>	



# SEASON & CAREER HIGHS

2025	Date	Dec.	IP	H	R	ER	BB	K	NP
Penn	2/21		1.1	2	0	0	0	2	22
at Jacksonville	2/26		2.0	4	3	3	0	3	38
Bethune-Cookman	3/5		0.0	3	3	3	0	0	8
at Notre Dame	3/28		0.2	1	0	0	1	1	22
Jacksonville	4/1		1.2	2	2	2	2	2	31
USF	4/15		1.0	0	0	0	0	1	18
*Jacksonville	5/6	W	3.0	3	0	0	1	2	39
North Carolina	5/16		1.0	2	3	3	1	0	24
<b>8 app</b>	<b>9.28 ERA</b>	<b>1-0</b>	<b>10.2</b>	<b>17</b>	<b>11</b>	<b>11</b>	<b>5</b>	<b>11</b>	

## 30 CAM LEITER

RHP

6-5 • 234 • Junior • Bayville, N.J. • Central Regional (UCF)

### CAREER

YR.	ERA	W	L	APP	GS	CG	SHO	SV	IP	H	R	ER	BB	SO
2023*	4.92	3	2	15	14	0	0	0	56.2	53	33	31	41	80
2024	4.63	5	1	7	7	0	0	0	35.0	32	20	18	22	56
<b>TOT</b>	<b>4.81</b>	<b>8</b>	<b>3</b>	<b>22</b>	<b>21</b>	<b>0</b>	<b>0</b>	<b>0</b>	<b>91.2</b>	<b>85</b>	<b>53</b>	<b>49</b>	<b>63</b>	<b>136</b>

\*at UCF, 2023

### LEITER SEASON HIGHS

Innings Pitched	6.2 vs. Notre Dame (3/15/24)
Hits Allowed	7 vs. Illinois (3/2/24)
Runs Allowed	6 at Clemson (3/23/24)
Earned Runs Allowed	6 at Clemson (3/23/24)
Walks Allowed	5 at Clemson (3/23/24)
Strikeouts	13 vs. Butler (2/16/24)

### LEITER CAREER HIGHS

Innings Pitched	7.0 vs. Cincinnati (5/23/23 - AAC Tournament)*
Hits Allowed	7 (three times), last vs. Illinois (3/2/24)
Runs Allowed	6 (two times), last at Clemson (3/23/24)
Earned Runs Allowed	6 (two times), last at Clemson (3/23/24)
Walks Allowed	6 at Tulane (5/7/23)*
Strikeouts	13 vs. Butler (2/16/24)

### 2023 - UCF

Date	Dec.	IP	H	R	ER	BB	K	NP
*Siena	2/18	4.1	1	1	1	4	7	84
*at Clemson	2/25	4.2	7	5	5	5	4	-
*Georgia Southern	3/5	L 1.2	6	6	6	1	1	42
*Troy	3/12	4.0	5	3	3	3	7	83
*Dartmouth	3/19	2.0	3	2	2	4	1	52
at Florida Atlantic	3/28	1.1	0	0	0	3	4	38
*at Miami	4/4	L 3.2	7	5	4	1	5	76
*at Stetson	4/11	W 6.0	5	1	1	1	7	-
*Stetson	4/18	3.0	2	0	0	0	4	39
*at USF	4/23	4.0	2	1	1	4	5	80
*Houston	4/30	3.1	6	5	4	2	3	82
*at Tulane	5/7	W 5.0	2	2	2	6	11	100
*at Cincinnati	5/13	W 5.1	2	2	2	4	11	100
*Wichita State	5/19	1.1	1	0	0	2	1	30
*Cincinnati	5/23	7.0	4	0	0	1	9	98
<b>15 app (14 starts)</b>	<b>4.92 ERA</b>	<b>3-2</b>	<b>56.2</b>	<b>53</b>	<b>33</b>	<b>31</b>	<b>41</b>	<b>80</b>

### 2024

Date	Dec.	IP	H	R	ER	BB	K	NP
*Butler	2/16	W 5.0	1	0	0	2	13	89
*Western Carolina	2/23	W 5.0	4	2	1	3	8	90
*vs. Illinois	3/2	4.0	7	5	5	4	4	91
*New Orleans	3/8	W 6.0	3	0	0	3	6	89
*Notre Dame	3/15	W 6.2	6	4	4	2	10	105
*at Clemson	3/23	L 2.2	6	6	6	5	3	79
*Louisville	3/28	W 5.2	5	3	2	3	12	89
<b>7 app (7 starts)</b>	<b>4.63 ERA</b>	<b>5-1</b>	<b>35.0</b>	<b>32</b>	<b>20</b>	<b>18</b>	<b>22</b>	<b>56</b>

## 33 BEN BARRETT

RHP

6-4 • 221 • Junior • Orlando, Fla. • The First Academy

### CAREER - HITTING

YR.	AVG	GP	GS	AB	R	H	2B	3B	HR	RBI	SLG	BB	HBP	SO	SB
2023	.359	33	27	78	16	28	7	1	2	21	.551	5	0	27	0-1
2024	-	-	-	-	-	-	-	-	-	-	-	-	-	-	-
2025	-	-	-	-	-	-	-	-	-	-	-	-	-	-	-
<b>TOT</b>	<b>.359</b>	<b>33</b>	<b>27</b>	<b>78</b>	<b>16</b>	<b>28</b>	<b>7</b>	<b>1</b>	<b>2</b>	<b>21</b>	<b>.551</b>	<b>5</b>	<b>0</b>	<b>27</b>	<b>0-1</b>

### CAREER - PITCHING

YR.	ERA	W	L	APP	GS	CG	SHO	SV	IP	H	R	ER	BB	SO
2023	5.20	0	0	13	7	0	0	0	27.2	23	17	16	10	25
2024	5.27	1	0	8	0	0	0	1	13.2	17	8	8	4	12
2025	11.57	0	0	13	0	0	0	2	11.2	14	15	15	12	17
<b>TOT</b>	<b>6.62</b>	<b>1</b>	<b>0</b>	<b>34</b>	<b>7</b>	<b>0</b>	<b>0</b>	<b>3</b>	<b>53.0</b>	<b>54</b>	<b>40</b>	<b>39</b>	<b>26</b>	<b>54</b>

### BARRETT CAREER HIGHS - HITTING

At-Bats	5 (four times), last vs. Boston College (3/19/23)
Runs	3 (two times), last vs. Boston College (3/17/23)
Hits	5 vs. Boston College (3/17/23)
RBI	6 vs. Boston College (3/17/23)
Walks	1 (five times), last at Louisville (5/19/23)
Hit by Pitch	-
Stolen Bases	-

### BARRETT SEASON HIGHS - PITCHING

Innings Pitched	2.1 at USF (2/18/25)
Hits Allowed	4 at Notre Dame (3/28/25)
Runs Allowed	5 at Notre Dame (3/28/25)
Earned Runs Allowed	5 at Notre Dame (3/28/25)
Walks Allowed	2 (four times), last vs. Jacksonville (5/6/25)
Strikeouts	6 vs. USF (4/15/25)

### BARRETT CAREER HIGHS - PITCHING

Innings Pitched	5.0 at Florida (4/11/23)
Hits Allowed	4 (four times), last at Notre Dame (3/28/25)
Runs Allowed	5 at Notre Dame (3/28/25)
Earned Runs Allowed	5 at Notre Dame (3/28/25)
Walks Allowed	2 (five times), last vs. Stetson (4/22/25)
Strikeouts	6 vs. USF (4/15/25)

2023	Date	Dec.	IP	H	R	ER	BB	K	NP
*at Jacksonville	2/21		2.0	1	2	2	1	1	28
FGCU	3/3		0.1	1	0	0	0	0	8
at UCF	3/14		3.1	0	0	0	0	5	41
*Florida	3/21		4.0	4	1	1	0	2	56
*at Miami	4/2		1.1	2	3	3	1	2	38
*at Florida	4/11		5.0	1	0	0	2	2	64
at NC State	4/16		1.0	1	1	1	1	0	13
*at North Florida	4/19		3.0	3	1	1	2	3	49
Virginia Tech	4/23		0.0	0	0	0	1	0	5
at Notre Dame	4/30		0.2	3	2	2	0	1	14
*vs. Florida	5/2		2.1	2	4	4	1	1	24
Jacksonville	5/9		0.2	3	1	1	0	3	40
*Kennesaw State	5/16		4.0	2	2	1	1	5	57
<b>13 app (7 starts)</b>	<b>5.20 ERA</b>	<b>0-0</b>	<b>27.2</b>	<b>23</b>	<b>17</b>	<b>16</b>	<b>10</b>	<b>25</b>	

2024	Date	Dec.	IP	H	R	ER	BB	K	NP
Western Carolina	2/23		3.0	1	0	0	1	3	53
USF	2/27	S	3.0	4	2	2	1	3	45
vs. Illinois	3/2	W	3.2	4	0	0	1	2	53
at Duke	4/28		0.1	0	0	0	0	0	2
NC State	5/3		0.1	1	0	0	0	0	4
Jacksonville	5/7		0.2	1	2	2	1	1	20
vs. Duke	5/26		1.2	3	3	3	0	2	32
UConn	6/7		1.0	3	1	1	0	1	25
<b>8 app</b>	<b>5.27 ERA</b>	<b>1-0, 1 S</b>	<b>13.2</b>	<b>17</b>	<b>8</b>	<b>8</b>	<b>4</b>	<b>12</b>	

2025	Date	Dec.	IP	H	R	ER	BB	K	NP
at USF	2/18		2.1	3	1	1	0	2	30
Penn	2/23	S	0.2	0	0	0	0	1	7
at Jacksonville	2/26		0.1	0	0	0	2	1	18
Georgetown	3/2		1.2	2	2	2	1	1	27
Lipscomb	3/8		0.2	0	1	1	1	1	13
Boston College	3/14		1.0	1	1	1	1	2	23
at Notre Dame	3/28		0.1	4	5	5	0	0	23
Jacksonville	4/1	S	0.1	0	0	0	0	1	6
Wake Forest	4/5		0.2	1	3	3	2	0	25
USF	4/15		2.0	1	0	0	0	6	31
Stetson	4/22		0.0	0	0	0	2	0	11
at Louisville	4/26		0.2	1	0	0	1	0	10
Jacksonville	5/6		1.0	1	2	2	2	2	38
<b>13 app</b>	<b>11.57 ERA</b>	<b>2 S</b>	<b>11.2</b>	<b>14</b>	<b>15</b>	<b>15</b>	<b>12</b>	<b>17</b>	



# SEASON & CAREER HIGHS

## 35 BRADY LOUCK

LHP

5-10 • 181 • Sophomore • Plainfield, Ill. • Plainfield East

### CAREER

YR.	ERA	W	L	APP	GS	CG	SHO	SV	IP	H	R	ER	BB	SO
2024	7.06	1	1	14	4	0	0	0	21.2	27	18	17	15	27
2025	3.86	0	0	9	0	0	0	0	11.2	5	5	5	7	10
<b>TOT</b>	<b>5.94</b>	<b>1</b>	<b>1</b>	<b>23</b>	<b>4</b>	<b>0</b>	<b>0</b>	<b>0</b>	<b>33.1</b>	<b>32</b>	<b>23</b>	<b>22</b>	<b>22</b>	<b>37</b>

### LOUCK SEASON HIGHS

Innings Pitched	3.0 vs Jacksonville (4/1/25)
Hits Allowed	2 vs Mercer (3/18/25)
Runs Allowed	2 at Louisville (4/26/25)
Earned Runs Allowed	2 at Louisville (4/26/25)
Walks Allowed	3 vs Florida (4/8/25)
Strikeouts	3 vs. James Madison (2/16/25)

### LOUCK CAREER HIGHS

Innings Pitched	3.2 vs. Jacksonville (4/2/24)
Hits Allowed	6 vs. Miami (4/12/24)
Runs Allowed	5 at Duke (4/28/24)
Earned Runs Allowed	5 at Duke (4/28/24)
Walks Allowed	3 vs. Florida (4/8/25)
Strikeouts	6 vs. Jacksonville (4/2/24)

2024	Date	Dec.	IP	H	R	ER	BB	K	NP
Butler	2/18		0.1	0	0	0	2	1	16
Western Carolina	2/25		2.0	2	0	0	0	4	37
vs. W. Michigan	3/3		2.0	1	0	0	2	2	35
at Florida	3/12		1.1	1	2	2	0	4	32
*Stetson	3/19		1.1	1	0	0	2	1	31
*Jacksonville	4/2		3.2	1	1	0	1	6	51
Florida	4/9		1.0	2	0	0	0	2	15
*Miami	4/12		2.0	6	4	4	1	1	51
Mercer	4/16		0.2	2	2	2	0	0	14
at Wake Forest	4/20		2.2	2	3	3	1	4	54
at Duke	4/28	L	1.0	5	5	5	2	1	40
Jacksonville	5/7		0.0	0	0	0	1	0	5
at Pitt	5/12	W	1.2	2	1	1	2	0	43
vs. Duke	5/26		2.0	2	0	0	1	1	29
<b>14 app (4 starts)</b>	<b>7.06 ERA</b>	<b>1-1</b>	<b>21.2</b>	<b>27</b>	<b>18</b>	<b>17</b>	<b>15</b>	<b>27</b>	

2025	Date	Dec.	IP	H	R	ER	BB	K	NP
James Madison	2/16		2.1	1	0	0	0	3	31
Georgetown	3/1		1.0	0	0	0	2	1	22
Lipscomb	3/8		1.0	0	0	0	0	1	14
Mercer	3/18		2.1	2	1	1	0	2	32
at Notre Dame	3/28		0.0	0	1	1	1	0	5
Jacksonville	4/1		3.0	1	1	1	0	2	41
at Florida	4/8		1.0	0	0	0	3	1	20
at Louisville	4/26		0.1	1	2	2	1	0	20
North Carolina	5/15		0.2	0	0	0	0	0	2
<b>9 app</b>	<b>3.86 ERA</b>		<b>11.2</b>	<b>5</b>	<b>5</b>	<b>5</b>	<b>7</b>	<b>10</b>	

## 36 JACE ESTES

INF

5-9 • 153 • Freshman • Crawfordville, Fla. • Wakulla Christian

### CAREER

YR.	AVG	GP	GS	AB	R	H	2B	3B	HR	RBI	SLG	BB	HBP	SO	SB
2025	.222	11	1	9	3	2	0	0	0	2	.222	3	0	2	0-0
<b>TOT</b>	<b>.222</b>	<b>11</b>	<b>1</b>	<b>9</b>	<b>3</b>	<b>2</b>	<b>0</b>	<b>0</b>	<b>0</b>	<b>2</b>	<b>.222</b>	<b>3</b>	<b>0</b>	<b>2</b>	<b>0-0</b>

### ESTES SEASON & CAREER HIGHS

At-Bats	3 at Florida (4/8/25)
Runs	1 (three times), last vs. Lipscomb (3/8/25)
Hits	2 vs. Penn (2/21/25)
RBI	2 vs. Penn (2/21/25)
Walks	2 vs. Georgetown (3/1/25)
Hit by Pitch	-
Stolen Bases	-

## 40 JOE CHARLES

RHP

6-4 • 219 • Redshirt Senior • Celebration, Fla. • TNXL Academy (North Carolina)

### CAREER

YR.	ERA	W	L	APP	GS	CG	SHO	SV	IP	H	R	ER	BB	SO
2020*	0.00	0	0	3	0	0	0	0	1.1	0	0	0	4	2
2022	0.00	0	0	2	0	0	0	0	1.1	0	0	0	1	2
2023	16.20	0	0	2	0	0	0	0	1.2	0	3	3	4	1
2024	5.94	1	0	30	0	0	0	2	33.1	28	24	22	19	37
2025	4.20	2	0	18	0	0	0	3	30.0	21	14	14	17	40
<b>TOT</b>	<b>5.19</b>	<b>3</b>	<b>0</b>	<b>55</b>	<b>0</b>	<b>0</b>	<b>0</b>	<b>5</b>	<b>67.2</b>	<b>49</b>	<b>41</b>	<b>39</b>	<b>45</b>	<b>82</b>

\*at North Carolina, 2020

### CHARLES SEASON HIGHS

Innings Pitched	3.1 vs. Duke (5/23/25 - ACC Championships)
Hits Allowed	4 vs. North Carolina (5/16/25)
Runs Allowed	3 vs. North Carolina (5/16/25)
Earned Runs Allowed	3 vs. North Carolina (5/16/25)
Walks Allowed	2 (five times), last vs. North Carolina (5/16/25)
Strikeouts	5 (two times), last at Cal (5/9/25)

### CHARLES CAREER HIGHS

Innings Pitched	4.1 vs. Tennessee (6/19/24 - College World Series)
Hits Allowed	4 (two times), last vs. North Carolina (5/16/25)
Runs Allowed	4 vs. Georgia Tech (5/21/24 - ACC Championship)
Runs Allowed	4 vs. Georgia Tech (5/21/24 - ACC Championship)
Walks Allowed	3 at Virginia (3/26/23)
Strikeouts	5 (three times), last at Cal (5/9/25)

2020 - UNC	Date	Dec.	IP	H	R	ER	BB	K	NP
UNCG	3/3		1.0	0	0	0	2	2	22
Notre Dame	3/7		0.1	0	0	0	0	0	5
Notre Dame	3/8		0.0	0	0	0	2	0	11
<b>3 app</b>	<b>0.00 ERA</b>	<b>0-0</b>	<b>1.1</b>	<b>0</b>	<b>0</b>	<b>0</b>	<b>4</b>	<b>2</b>	

2022	Date	Dec.	IP	H	R	ER	BB	K	NP
James Madison	2/19		1.0	0	0	0	0	2	13
Samford	2/25		0.1	0	0	0	1	0	11
<b>2 app</b>	<b>0.00 ERA</b>	<b>0-0</b>	<b>1.1</b>	<b>0</b>	<b>0</b>	<b>0</b>	<b>1</b>	<b>2</b>	

2023	Date	Dec.	IP	H	R	ER	BB	K	NP
at UCF	3/15		1.0	0	0	0	1	1	18
at Virginia	3/26		0.2	0	3	3	3	0	26
<b>2 app</b>	<b>16.20 ERA</b>	<b>0-0</b>	<b>1.2</b>	<b>0</b>	<b>3</b>	<b>3</b>	<b>4</b>	<b>1</b>	



# SEASON & CAREER HIGHS

2024	Date	Dec.	IP	H	R	ER	BB	K	NP
Western Carolina	2/24		0.1	1	0	0	1	0	11
New Orleans	3/8		1.0	0	0	0	0	1	16
New Orleans	3/9		1.0	0	0	0	0	1	13
at Florida	3/12		0.2	1	2	0	1	1	21
Stetson	3/19		0.2	1	0	0	0	1	11
at Clemson	3/23		0.0	1	0	0	0	0	3
at Clemson	3/24		1.0	1	1	1	2	3	30
vs. Florida	3/26	W	2.0	1	0	0	0	3	35
Louisville	3/28	S	3.0	0	0	0	0	4	33
Louisville	3/30		0.1	0	0	0	0	0	1
Jacksonville	4/2		0.0	1	1	1	1	0	11
at Boston College	4/6		1.0	0	1	1	1	1	22
at Boston College	4/7		0.2	1	1	1	2	0	20
Miami	4/11	S	2.0	0	0	0	0	1	13
Miami	4/12		1.1	3	2	2	1	1	32
Mercer	4/16		2.0	3	3	3	1	2	25
at Wake Forest	4/20		0.1	0	1	1	1	1	15
at Duke	4/27		1.0	1	3	3	2	1	22
at Duke	4/28		0.1	0	0	0	1	0	7
NC State	5/3		1.0	0	0	0	0	1	8
Jacksonville	5/7		2.1	1	0	0	0	3	33
at Pitt	5/11		0.1	0	1	1	1	0	20
Georgia Tech	5/17		1.0	0	0	0	1	0	10
vs. Georgia Tech	5/21		2.0	4	4	4	0	1	28
vs. Wake Forest	5/25		0.2	1	0	0	1	0	16
vs. Duke	5/26		1.1	3	3	3	0	3	19
UCF	6/2		1.0	1	0	0	0	2	15
UConn	6/7		0.1	0	0	0	0	1	10
UConn	6/8		0.1	0	0	0	2	0	10
vs. Tennessee	6/19		4.1	3	1	1	0	5	62
<b>30 app</b>	<b>5.94 ERA</b>	<b>1-0, 2 S</b>	<b>33.1</b>	<b>28</b>	<b>24</b>	<b>22</b>	<b>19</b>	<b>37</b>	

2025	Date	Dec.	IP	H	R	ER	BB	K	NP
Penn	2/22		1.0	0	0	0	2	0	16
North Florida	3/4		1.0	0	0	0	0	1	9
Lipscomb	3/7		2.0	1	0	0	0	4	32
Florida	3/11		1.2	2	2	2	0	2	19
Mercer	3/18		1.1	2	2	2	1	2	38
at Miami	3/22		1.0	0	0	0	1	1	14
Florida	3/25		3.0	0	1	1	2	4	48
at Notre Dame	3/30		1.1	1	2	2	2	0	28
Jacksonville	4/1	W	0.1	1	0	0	1	1	14
Wake Forest	4/4		2.0	1	0	0	2	3	45
at Florida	4/8		2.0	2	1	1	0	2	31
at Virginia Tech	4/12	S	2.0	2	0	0	1	2	29
Clemson	5/2		0.1	2	2	2	1	0	12
Clemson	5/4	W	2.2	2	0	0	1	5	38
at Cal	5/9		2.0	0	0	0	1	5	37
at Cal	5/11	S	1.2	0	0	0	0	3	23
North Carolina	5/16		1.1	4	3	3	2	2	44
Duke	5/23	S	3.1	1	1	1	0	3	50
<b>18 app</b>	<b>4.20 ERA</b>	<b>2-0, 3 S</b>	<b>30.0</b>	<b>21</b>	<b>14</b>	<b>14</b>	<b>17</b>	<b>40</b>	

## 41 CHRIS KNIER

RHP

5-11 • 182 • Sophomore • Jensen Beach, Fla. • Jensen Beach (Indian River State College)

CAREER	YR.	ERA	W	L	APP	GS	CG	SHO	SV	IP	H	R	ER	BB	SO
2025	5.18	1	1	21	0	0	0	0	2	24.1	19	14	14	21	25
<b>TOT</b>	<b>5.18</b>	<b>1</b>	<b>1</b>	<b>21</b>	<b>0</b>	<b>0</b>	<b>0</b>	<b>0</b>	<b>2</b>	<b>24.1</b>	<b>19</b>	<b>14</b>	<b>14</b>	<b>21</b>	<b>25</b>

### KNIER SEASON & CAREER HIGHS

Innings Pitched	3.0 vs. Florida (3/25/25)
Hits Allowed	4 vs. Wake Forest (4/6/25)
Runs Allowed	3 (three times), last at Louisville (4/26/25)
Earned Runs Allowed	3 (three times), last at Louisville (4/26/25)
Walks Allowed	3 at Louisville (4/26/25)
Strikeouts	4 at Jacksonville (2/26/25)

2025	Date	Dec.	IP	H	R	ER	BB	K	NP
James Madison	2/15		0.2	0	0	0	1	0	9
at Jacksonville	2/26	S	1.2	0	0	0	1	4	35
Georgetown	3/2		1.0	3	1	1	0	2	22
Bethune-Cookman	3/5	S	1.0	0	0	0	2	2	23
Lipscomb	3/8		1.0	1	0	0	2	1	25
Florida	3/11		1.2	0	0	0	2	1	16
Boston College	3/15		2.1	1	0	0	0	3	32
Mercer	3/18		1.0	2	1	1	2	1	30
at Miami	3/21		1.0	0	0	0	1	2	24
Florida	3/25		3.0	1	2	2	2	3	50
at Notre Dame	3/30	W	1.2	2	0	0	1	1	43
Wake Forest	4/4		0.0	3	3	3	0	0	11
Wake Forest	4/6		0.1	4	3	3	0	0	16
at Florida	4/8		1.0	0	0	0	1	0	22
Stetson	4/22		2.0	0	0	0	0	2	19
at Louisville	4/26	L	1.0	1	3	3	3	0	26
Clemson	5/2		0.2	0	0	0	0	1	8
Clemson	5/4		0.0	0	0	0	1	0	4
at Cal	5/9		1.0	0	0	0	0	1	8
North Carolina	5/15		2.0	1	1	1	1	1	37
North Carolina	5/24		0.1	0	0	0	1	0	11
<b>21 app</b>	<b>5.18 ERA</b>	<b>1-1, 2 S</b>	<b>24.1</b>	<b>19</b>	<b>14</b>	<b>14</b>	<b>21</b>	<b>25</b>	

## 42 DAVID BARRETT

RHP

6-0 • 196 • Redshirt Senior • Sarasota, Fla. • Sarasota (State College of Florida)

### CAREER

YR.	ERA	W	L	APP	GS	CG	SHO	SV	IP	H	R	ER	BB	SO
2022	5.40	0	0	6	0	0	0	0	3.1	3	2	2	1	2
2023	8.80	0	0	17	1	0	0	0	15.1	24	18	15	18	22
2025	99.00	0	0	1	0	0	0	0	0.0	1	2	2	2	0
<b>TOT</b>	<b>9.16</b>	<b>0</b>	<b>0</b>	<b>24</b>	<b>1</b>	<b>0</b>	<b>0</b>	<b>0</b>	<b>18.2</b>	<b>28</b>	<b>22</b>	<b>19</b>	<b>21</b>	<b>24</b>

### BARRETT SEASON HIGHS

Innings Pitched	--
Hits Allowed	1 vs. Georgetown (3/1/25)
Runs Allowed	2 vs. Georgetown (3/1/25)
Earned Runs Allowed	2 vs. Georgetown (3/1/25)
Walks Allowed	2 vs. Georgetown (3/1/25)
Strikeouts	--

### BARRETT CAREER HIGHS

Innings Pitched	3.0 at UCF (3/15/23)
Hits Allowed	4 vs. James Madison (2/17/23)
Runs Allowed	4 (two times), last at Notre Dame (4/29/23)
Earned Runs Allowed	4 at Notre Dame (4/29/23)
Walks Allowed	2 (six times), last vs. Georgetown (3/1/25)
Strikeouts	3 at UCF (3/15/23)

2022	Date	Dec.	IP	H	R	ER	BB	K	NP
James Madison	2/20		1.0	1	0	0	0	2	18
Cal	3/5		0.1	0	0	0	0	0	5
Cal	3/6		0.1	0	0	0	0	0	--
at Wake Forest	3/11		1.0	0	0	0	1	0	14
Duke	3/27		0.1	2	2	2	0	0	16
at Stetson	5/3		0.1	0	0	0	0	0	3
<b>6 app</b>	<b>5.40 ERA</b>	<b>0-0</b>	<b>3.1</b>	<b>3</b>	<b>2</b>	<b>2</b>	<b>1</b>	<b>2</b>	



# SEASON & CAREER HIGHS

2023	Date	Dec.	IP	H	R	ER	BB	K	NP
James Madison	2/17		1.1	4	3	3	1	2	33
at Jacksonville	2/21		1.0	1	0	0	2	2	34
at TCU	2/26		0.2	1	0	0	1	1	18
USF	3/1		1.1	3	2	2	1	2	32
FGCU	3/3		1.0	1	1	1	0	1	12
*Bethune-Cookman	3/7		2.1	0	0	0	2	2	36
at UCF	3/15		3.0	0	0	0	1	3	43
Boston College	3/18		0.2	1	0	0	1	1	21
Boston College	3/19		1.1	1	0	0	0	2	23
Florida	3/21		0.1	0	0	0	2	0	10
at Virginia	3/25		0.0	1	0	0	2	0	19
at Virginia	3/26		0.1	1	0	0	1	0	13
at Miami	4/2		0.1	1	1	1	0	1	8
at NC State	4/14		0.2	2	3	3	1	2	23
at NC State	4/16		0.0	1	0	0	1	0	7
at North Florida	4/19		0.2	3	4	1	0	2	30
at Notre Dame	4/29		0.1	3	4	4	2	1	30
17 app (1 start)	8.80 ERA	0-0	15.1	24	18	15	18	22	

2025	Date	Dec.	IP	H	R	ER	BB	K	NP
Georgetown	3/1		0.0	1	2	2	2	0	15
1 app	99.99 ERA	0-0	0.0	1	2	2	2	0	15

## 45 EVAN CHREST

RHP

6-0 • 182 • Junior • Tampa, Fla. • Wharton (Jacksonville)

### CAREER

YR.	ERA	W	L	APP	GS	CG	SHO	SV	IP	H	R	ER	BB	SO
2023*	2.58	8	2	15	15	0	0	0	90.2	83	32	26	36	98
2024*	6.82	2	4	15	15	0	0	0	68.2	95	66	52	25	74
2025	2.70	2	1	4	4	0	0	0	16.2	15	6	5	5	11
TOT	4.24	12	7	34	34	0	0	0	176.0	193	104	83	66	183

\*at Jacksonville, 2023-24

### CHREST SEASON HIGHS

Innings Pitched	6.0 vs. North Florida (3/4/25)
Hits Allowed	6 at Jacksonville (2/26/25)
Runs Allowed	3 at Jacksonville (2/26/25)
Earned Runs Allowed	3 at Jacksonville (2/26/25)
Walks Allowed	2 at Jacksonville (2/26/25)
Strikeouts	4 at USF (2/18/25)

### CHREST CAREER HIGHS

Innings Pitched	8.0 (two times), last at Jacksonville State (4/14/23)*
Hits Allowed	13 at Bellarmine (3/24/24)*
Runs Allowed	7 (four times), last vs. North Florida (4/20/24)*
Earned Runs Allowed	7 (three times), last at Central Arkansas (3/30/24)*
Walks Allowed	5 vs. Bradley (3/11/23)*
Strikeouts	12 at Jacksonville State (4/14/23)*

2023 - JAX	Date	Dec.	IP	H	R	ER	BB	K	NP
*Kent State	2/17		5.0	4	1	1	1	9	82
*Siena	2/24		4.0	3	1	1	4	7	93
*SE Louisiana	3/3	W	7.0	6	2	1	1	5	105
*Bradley	3/11	W	6.0	4	1	1	5	11	113
*at Lipscomb	3/17	W	8.0	4	2	1	3	7	117
Central Arkansas	3/24		6.0	5	2	2	4	8	104
*at FGCU	3/31	W	6.1	6	2	2	4	4	103
*Eastern Kentucky	4/6		6.0	6	2	1	4	6	103
*at Jacksonville St.	4/14	W	8.0	5	2	2	1	12	119
*Austin Peay	4/21		6.0	7	2	2	1	4	93
*at Kennesaw St.	4/28	L	5.2	9	7	7	1	4	94
*Bellarmine	5/5	W	7.0	7	2	2	1	6	107
*at Stetson	5/12	L	5.0	7	3	2	2	3	--
*North Florida	5/18	W	5.2	6	3	2	3	5	103
*vs. Liberty	5/24	W	5.0	4	0	0	1	7	82
15 app (15 starts)	2.68 ERA	8-2	90.2	83	32	27	36	98	

2024 - JAX	Date	Dec.	IP	H	R	ER	BB	K	NP
*Cincinnati	2/16		3.0	4	2	2	2	7	73
*Delaware	2/24	W	5.0	6	4	4	1	6	89
*Ball State	3/2	L	2.2	5	5	5	1	5	70
*at Cal St. Fullerton	3/8	L	4.2	4	2	2	3	4	98
*Stetson	3/15	L	6.0	8	6	3	0	4	94
*at Bellarmine	3/24		3.2	13	7	7	1	5	78
*at Central Ark.	3/30		5.0	6	7	7	1	6	94
*North Alabama	4/7		4.2	5	4	0	4	5	99
*at Austin Peay	4/14	W	5.1	7	5	4	1	6	97
*North Florida	4/20		3.1	6	7	3	3	4	74
*Queens	4/27		5.1	6	4	4	2	5	86
*at FGCU	5/4	L	5.0	9	5	4	0	1	77
*Kennesaw State	5/11		5.2	5	2	2	2	6	105
*at E. Kentucky	5/16		4.0	7	2	2	1	3	80
vs. Central Ark.	5/23		5.1	4	4	3	3	7	100
15 app (15 starts)	6.82 ERA	2-4	68.2	95	66	52	25	74	

2025	Date	Dec.	IP	H	R	ER	BB	K	NP
*Penn	2/22		1.0	0	0	0	2	0	16
*North Florida	3/4		1.0	0	0	0	0	1	9
*Lipscomb	3/7		2.0	1	0	0	0	4	32
*Florida	3/11		1.2	2	2	2	0	2	19
4 app	3.18 ERA		5.2	3	2	2	2	7	

## 51 JAMES HANKERSON JR.

1B

6-3 • 229 • Redshirt Freshman • Tampa, Fla. • Berkeley Prep

### CAREER

YR.	AVG	GP	GS	AB	R	H	2B	3B	HR	RBI	SLG	BB	HBP	SO	SB
2025	.289	18	10	38	6	11	3	0	2	8	.526	9	0	16	0-0
TOT	.289	18	10	38	6	11	3	0	2	8	.526	9	0	16	0-0

### HANKERSON CAREER & SEASON HIGHS

At-Bats	5 at Notre Dame (3/30/25)
Runs	2 (two times), last vs. Jacksonville (4/1/25)
Hits	3 at Notre Dame (3/30/25)
RBI	6 at Notre Dame (3/30/25)
Walks	2 (two times), last vs. North Carolina (5/24/25 - ACC Championships)
Hit by Pitch	--
Stolen Bases	--

## 55 PAYTON MANCA

LHP

6-6 • 255 • Redshirt Freshman • Winchendon, Mass. • P27 Academy (S.C.)

### CAREER

YR.	ERA	W	L	APP	GS	CG	SHO	SV	IP	H	R	ER	BB	SO
2025	5.82	2	1	12	4	0	0	0	21.2	16	16	14	13	24
TOT	5.82	2	1	12	4	0	0	0	21.2	16	16	14	13	24

### MANCA SEASON & CAREER HIGHS

Innings Pitched	4.0 vs. USF (4/15/25)
Hits Allowed	5 vs. Stetson (4/22/25)
Runs Allowed	4 (two times), last vs. Clemson (5/4/25)
Earned Runs Allowed	4 vs. Clemson (5/4/25)
Walks Allowed	4 vs. Jacksonville (4/1/25)
Strikeouts	4 (two times), last vs. USF (4/15/25)

2025	Date	Dec.	IP	H	R	ER	BB	K	NP
Georgetown	3/1		1.0	0	0	0	1	1	21
*Bethune-Cookman	3/5	W	2.1	2	1	1	1	3	37
Florida	3/11		0.1	0	0	0	0	1	6
*Mercer	3/18	L	1.0	1	3	3	2	2	30
at Notre Dame	3/30		0.2	0	0	0	0	2	12
Jacksonville	4/1		1.2	1	2	2	4	1	47
Wake Forest	4/5		3.0	1	1	1	1	4	49
at Florida	4/8		2.0	0	0	0	1	2	38
*USF	4/15	W	4.0	2	0	0	0	4	59
*Stetson	4/22		3.1	5	4	2	1	2	45
at Louisville	4/26		0.1	1	1	1	0	0	2
Clemson	5/4		2.0	3	4	4	2	2	43
12 app (4 starts)	5.82 ERA	2-1	21.2	16	16	14	13	24	



# 2025 STATS & CAREER STATS (AT FSU)



2025 Florida State Baseball  
Individual Season/Career Summary for Florida State (as of May 24, 2025)  
(All games Sorted by Batting avg)



Record: 38-14 Home: 24-7 Away: 12-6 Neutral: 2-1 ACC: 17-10

Player	SEASON										CAREER																
	Avg	G-GS	AB	R	H	2B	3B	HR	RBI	BB	Hb	SO	Sb	Att	Avg	G-GS	AB	R	H	2B	3B	HR	RBI	BB	Hb	SO	Sb
1 Alex Lodise	.415	52-52	217	59	90	18	3	17	66	22	4	46	6-6	348	114-114	434	109	151	32	3	26	110	41	14	110	12-13	
9 Gage Harrelson	.338	52-52	213	61	72	9	2	5	39	29	12	53	13-16	.338	52-52	213	61	72	9	2	5	39	29	12	53	13-16	
18 Max Williams	.319	51-51	207	42	66	9	0	17	45	17	7	31	2-3	.315	115-103	432	99	136	20	4	31	91	36	16	85	7-9	
4 Cal Fisher	.317	47-46	161	30	51	10	0	7	35	24	9	45	0-1	.305	79-60	226	44	69	11	0	12	48	35	13	69	0-2	
12 Myles Bailey	.317	50-49	180	43	57	9	0	15	46	25	10	69	3-4	.317	50-49	180	43	57	9	0	15	46	25	10	69	3-4	
3 Drew Faurot	.314	52-52	194	43	61	6	0	14	48	24	2	37	8-13	.299	111-108	411	88	123	25	1	20	77	46	3	90	18-23	
20 Jaxson West	.243	42-41	136	23	33	4	0	2	15	25	3	15	3-3	.259	93-82	282	59	73	12	1	5	44	52	8	34	5-6	
5 Chase Williams	.348	26-26	92	14	32	4	2	0	18	4	3	21	14-16	.348	26-26	92	14	32	4	2	0	18	4	3	21	14-16	
51 James Hankerson	.289	18-10	38	6	11	3	0	2	8	9	0	16	0-0	.289	18-10	38	6	11	3	0	2	8	9	0	16	0-0	
25 Hunter Carns	.270	37-36	122	32	33	7	0	6	14	16	3	41	2-3	.270	37-36	122	32	33	7	0	6	14	16	3	41	2-3	
21 Nathan Cmeyla	.259	23-12	54	13	14	3	0	1	8	7	4	14	3-3	.259	23-12	54	13	14	3	0	1	8	7	4	14	3-3	
23 Brody DeLamilleur	.253	32-23	99	23	25	6	0	6	19	5	0	31	0-0	.253	32-23	99	23	25	6	0	6	19	5	0	31	0-0	
13 Noah Sheffield	.250	8-0	8	3	2	0	0	0	2	2	0	2	0-0	.250	8-0	8	3	2	0	0	0	2	2	0	2	0-0	
14 BJ Gibson	.242	19-9	33	10	8	3	0	0	4	8	2	14	4-4	.242	19-9	33	10	8	3	0	0	4	8	2	14	4-4	
36 Jace Estes	.222	11-1	9	3	2	0	0	0	2	3	0	2	0-0	.222	11-1	9	3	2	0	0	0	2	3	0	2	0-0	
2 Carter McCulley	.207	17-8	29	7	6	2	0	1	6	8	3	11	2-3	.207	17-8	29	7	6	2	0	1	6	8	3	11	2-3	
Totals	.314	52-52	1792	412	563	93	7	93	375	228	62	448	60-75	.314	52-52	1792	412	563	93	7	93	375	228	62	448	60-75	
Opponents	.234	52-52	1631	256	381	87	6	53	237	236	58	532	69-89	.234	52-52	1631	256	381	87	6	53	237	236	58	532	69-89	

(All games Sorted by Earned run avg)

Player	SEASON										CAREER															
	ERA	W-L	Ap	G-S	CG	Sho	IP	H	R	ER	BB	SO	ERA	W-L	Ap	G-S	CG	Sho	Sv	IP	H	R	ER	BB	SO	
16 Jamie Arnold	3.04	7-2	13	13	0	0	71.0	52	26	24	24	97	3.67	20-10	56	39	0	0	1	220.2	187	109	90	77	305	
17 Joey Volini	3.59	8-5	14	13	2	0	0	77.2	64	35	31	25	95	3.59	8-5	14	13	2	0	0	77.2	64	35	31	25	95
7 Wes Mendes	4.93	6-2	14	14	0	0	0	69.1	60	39	38	36	81	4.93	6-2	14	14	0	0	0	69.1	60	39	38	36	81
26 Nick Greaney	0.00	0-0	3	0	0	0	0	2.1	0	2	0	4	1	0.00	0-0	3	0	0	0	0	2.1	0	2	0	4	1
45 Evan Chrest	2.70	2-1	4	4	0	0	0	16.2	15	6	5	5	11	2.70	2-1	4	4	0	0	0	16.2	15	6	5	11	
35 Brady Louck	3.86	0-0	9	0	0	0	0	11.2	5	5	7	10	5.94	1-1	23	4	0	0	0	33.1	32	23	22	22	37	
40 Joe Charles	4.20	2-0	18	0	0	0	3	30.0	21	14	14	17	40	5.40	3-0	50	0	0	0	5	65.0	49	41	39	40	78
19 John Abraham	4.55	4-0	20	1	0	0	1	31.2	27	19	16	23	41	4.64	9-2	45	4	0	0	2	66.0	47	38	34	54	83
41 Chris Knier	5.18	1-1	21	0	0	0	2	24.1	19	14	14	21	25	5.18	1-1	21	0	0	0	2	24.1	19	14	14	21	25
24 Mason Martinez	5.62	0-2	13	0	0	0	0	24.0	21	16	15	12	32	5.62	0-2	13	0	0	0	2	24.0	21	16	15	12	32
55 Payton Manca	5.82	2-1	12	4	0	0	0	21.2	16	16	14	13	24	5.82	2-1	12	4	0	0	0	21.2	16	16	14	13	24
27 Peyton Prescott	6.03	4-0	21	1	0	0	2	31.1	40	25	21	15	37	6.03	4-0	21	1	0	0	2	31.1	40	25	21	15	37
15 Connor Hulits	8.31	0-0	7	0	0	0	0	4.1	4	4	4	5	4	4.38	3-1	34	0	0	0	4	39.0	34	20	19	20	40
28 Jacob Marlowe	9.28	1-0	8	1	0	0	0	10.2	17	11	11	5	11	9.28	1-0	8	1	0	0	0	10.2	17	11	11	5	11
33 Ben Barrett	11.5	0-0	13	0	0	0	2	11.2	14	15	15	12	17	6.62	1-0	34	7	0	0	3	53.0	54	40	39	26	54
46 Hudson Rowan	11.8	1-0	9	1	0	0	0	5.1	5	7	7	10	6	9.90	1-1	26	1	0	0	0	20.0	14	23	22	32	34
42 David Barrett	99.0	0-0	1	0	0	0	0	0.0	1	2	2	2	0	9.98	0-0	18	1	0	0	0	15.1	25	20	17	20	22
Totals	4.79	38-14	52	52	2	4	12	443.2	381	256	236	236	532	4.79	38-14	52	52	2	4	12	443.2	381	256	236	236	532
Opponents	7.64	14-38	52	52	1	2	4	424.1	563	412	360	228	448	7.64	14-38	52	52	1	2	4	424.1	563	412	360	228	448



## 2025 Florida State Baseball Overall Statistics for Florida State (as of May 24, 2025) (All games Sorted by Batting avg)



Record: 38-14 Home: 24-7 Away: 12-6 Neutral: 2-1 ACC: 17-10

Player	avg	gp-gs	ab	r	h	2b	3b	hr	rbi	tb	slg%	bb	hp	so	gdp	ob%	sf	sh	sb-att	po	a	e	fld%	
1 Alex Lodise	.415	52-52	217	59	90	18	3	17	66	165	.760	22	4	46	3	.473	2	0	6-6	61	129	5	.974	
9 Gage Harrelson	.338	52-52	213	61	72	9	2	5	39	100	.469	29	12	53	1	.440	3	1	13-16	79	2	2	.976	
18 Max Williams	.319	51-51	207	42	66	9	0	17	45	126	.609	17	7	31	4	.388	1	0	2-3	103	3	1	.991	
4 Cal Fisher	.317	47-46	161	30	51	10	0	7	35	82	.509	24	9	45	1	.431	1	1	0-1	26	78	9	.920	
12 Myles Bailey	.317	50-49	180	43	57	9	0	15	46	111	.617	25	10	69	2	.426	1	0	3-4	346	24	4	.989	
3 Drew Faurot	.314	52-52	194	43	61	6	0	14	48	109	.562	24	2	37	1	.392	2	1	8-13	80	103	4	.979	
20 Jaxson West	.243	42-41	136	23	33	4	0	2	15	43	.316	25	3	15	1	.367	2	4	3-3	156	20	4	.978	
-----																								
5 Chase Williams	.348	26-26	92	14	32	4	2	0	18	40	.435	4	3	21	1	.386	2	0	14-16	33	1	0	1.000	
51 James Hankerson J	.289	18-10	38	6	11	3	0	2	8	20	.526	9	0	16	0	.426	0	0	0-0	4	0	0	1.000	
25 Hunter Carns	.270	37-36	122	32	33	7	0	6	14	58	.475	16	3	41	0	.369	0	0	2-3	258	20	3	.989	
21 Nathan Cmeyla	.259	23-12	54	13	14	3	0	1	8	20	.370	7	4	14	0	.385	0	0	3-3	96	9	0	1.000	
23 Brody DeLamielleur	.253	32-23	99	23	25	6	0	6	19	49	.495	5	0	31	1	.283	2	0	0-0	22	2	0	1.000	
13 Noah Sheffield	.250	8-0	8	3	2	0	0	0	2	2	.250	2	0	2	0	.400	0	0	0-0	0	0	1	.000	
14 BJ Gibson	.242	19-9	33	10	8	3	0	0	4	11	.333	8	2	14	1	.409	1	0	4-4	11	1	0	1.000	
36 Jace Estes	.222	11-1	9	3	2	0	0	0	2	2	.222	3	0	2	2	.417	0	0	0-0	2	2	0	1.000	
2 Carter McCulley	.207	17-8	29	7	6	2	0	1	6	11	.379	8	3	11	1	.415	1	2	2-3	32	10	1	.977	
Totals	.314	52	1792	412	563	93	7	93	375	949	.530	228	62	448	19	.406	18	9	60-75	1331	448	39	.979	
Opponents	.234	52	1631	256	381	87	6	53	237	639	.392	236	58	532	28	.348	13	21	69-89	1273	410	66	.962	

LOB - Team (426), Opp (373). DPs turned - Team (43), Opp (33). CI - Team (1), WEST, J. 1, Opp (2). IBB - Team (6), LODISE, A. 4, WILLIAMS, M. 1, BAILEY, M. 1, Opp (2). Picked off - FAUROT, D. 2, WILLIAMS, M. 1, WILLIAMS, C. 1.

### (All games Sorted by Earned run avg)

Player	era	w-l	app	gs	cg	sho	sv	ip	h	r	er	bb	so	2b	3b	hr	b/avg	wp	hp	bk	sfa	sha		
16 Jamie Arnold	3.04	7-2	13	13	0	0/2	0	71.0	52	26	24	24	97	16	1	5	.207	0	14	0	3	3		
17 Joey Volini	3.59	8-5	14	13	2	0/0	0	77.2	64	35	31	25	95	15	1	8	.229	3	8	1	1	4		
7 Wes Mendes	4.93	6-2	14	14	0	0/1	0	69.1	60	39	38	36	81	18	0	7	.233	11	9	2	1	0		
-----																								
26 Nick Greaney	0.00	0-0	3	0	0	0/0	0	2.1	0	2	0	4	1	0	0	0	.000	1	0	0	0	0		
45 Evan Chrest	2.70	2-1	4	4	0	0/0	0	16.2	15	6	5	5	11	3	1	1	.238	1	2	0	0	0		
35 Brady Louck	3.86	0-0	9	0	0	0/1	0	11.2	5	5	5	7	10	0	0	2	.135	4	1	0	0	1		
40 Joe Charles	4.20	2-0	18	0	0	0/0	3	30.0	21	14	14	17	40	6	1	1	.198	8	3	0	0	3		
19 John Abraham	4.55	4-0	20	1	0	0/1	1	31.2	27	19	16	23	41	3	0	6	.229	2	5	0	0	2		
41 Chris Knier	5.18	1-1	21	0	0	0/1	2	24.1	19	14	14	21	25	4	0	4	.218	4	2	0	1	1		
24 Maison Martinez	5.62	0-2	13	0	0	0/0	2	24.0	21	16	15	12	32	1	0	5	.247	8	2	0	3	1		
55 Payton Manca	5.82	2-1	12	4	0	0/1	0	21.2	16	16	14	13	24	3	0	4	.203	4	3	1	0	1		
27 Peyton Prescott	6.03	4-0	21	1	0	0/0	2	31.1	40	25	21	15	37	7	2	4	.310	7	1	0	2	2		
15 Connor Hults	8.31	0-0	7	0	0	0/0	0	4.1	4	4	4	5	4	0	0	0	.250	2	3	0	0	0		
28 Jacob Marlowe	9.28	1-0	8	1	0	0/1	0	10.2	17	11	11	5	11	6	0	3	.354	0	1	0	0	0		
33 Ben Barrett	11.57	0-0	13	0	0	0/1	2	11.2	14	15	15	12	17	4	0	2	.298	3	3	0	1	2		
46 Hudson Rowan	11.81	1-0	9	1	0	0/1	0	5.1	5	7	7	10	6	1	0	0	.263	0	1	0	1	1		
42 David Barrett	99.00	0-0	1	0	0	0/0	0	0.0	1	2	2	2	0	0	0	1	1.000	0	0	0	0	0		
Totals	4.79	38-14	52	52	2	4/4	12	443.2	381	256	236	236	532	87	6	53	.234	58	58	4	13	21		
Opponents	7.64	14-38	52	52	1	2/2	4	424.1	563	412	360	228	448	93	7	93	.314	52	62	0	18	9		

PB - Team (7), CMEYLA, N. 3, CARNS, H. 3, WEST, J. 1, Opp (14). Pickoffs - Team (6), MENDES, W. 2, VOLINI, J. 2, ARNOLD, J. 1, ABRAHAM, J. 1, Opp (4). SBA/ATT - WEST, J. (30-35), CARNS, H. (26-34), VOLINI, J. (16-21), MENDES, W. (6-13), ARNOLD, J. (9-12), CMEYLA, N. (9-9), KNIER, C. (7-8), PRESCOTT, P. (7-7), ABRAHAM, J. (4-4), MARTINEZ, M. (3-4), CREST, E. (1-3), BARRETT, B. (3-3), CHARLES, J. (2-3), MANCA, P. (2-2), ROWAN, H. (2-2), LOUCK, B. (2-2), MARLOWE, J. (1-1).



## 2025 Florida State Baseball

Conference statistics for Florida State (as of May 17, 2025)  
**(ACC games only Sorted by Batting avg)**



Record: 17-10 Home: 7-5 Away: 10-5 ACC: 17-10

Player	avg	gp-gs	ab	r	h	2b	3b	hr	rbi	tb	slg%	bb	hp	so	gdp	ob%	sf	sh	sb-att	po	a	e	fld%	
1 Alex Lodise	.420	27-27	112	31	47	9	1	12	36	94	.839	11	3	23	3	.480	1	0	2-2	35	71	3	.972	
18 Max Williams	.336	26-26	107	19	36	4	0	8	19	64	.598	9	4	16	3	.408	0	0	0-1	57	1	0	1.000	
4 Cal Fisher	.322	24-24	87	18	28	5	0	4	12	45	.517	8	3	24	0	.398	0	1	0-0	18	44	5	.925	
9 Gage Harrelson	.300	27-27	110	27	33	6	0	3	15	48	.436	13	7	26	1	.405	1	1	4-4	37	0	2	.949	
3 Drew Fautot	.293	27-27	99	19	29	2	0	8	19	55	.556	11	2	19	1	.372	1	1	3-7	44	55	1	.990	
12 Myles Bailey	.250	27-27	100	17	25	5	0	8	26	54	.540	10	7	38	2	.356	1	0	0-1	190	15	2	.990	
-----																								
51 James Hankerson Jr.	.320	9-7	25	3	8	2	0	1	7	13	.520	3	0	11	0	.393	0	0	0-0	0	0	0	.000	
5 Chase Williams	.302	15-15	53	3	16	2	1	0	8	20	.377	4	1	13	1	.350	2	0	6-8	24	1	0	1.000	
25 Hunter Carns	.288	19-19	66	18	19	5	0	3	6	33	.500	8	1	20	0	.373	0	0	0-0	154	10	3	.982	
20 Jaxson West	.273	20-20	66	6	18	4	0	1	6	25	.379	5	1	6	1	.329	1	3	0-0	68	7	1	.987	
21 Nathan Cmeyla	.263	9-5	19	6	5	0	0	1	2	8	.421	3	2	7	0	.417	0	0	0-0	23	3	0	1.000	
23 Brody DeLamielleure	.203	17-15	59	10	12	2	0	3	8	23	.390	3	0	19	1	.234	2	0	0-0	14	1	0	1.000	
2 Carter McCulley	.091	5-3	11	2	1	0	0	1	3	4	.364	1	0	4	0	.167	0	2	0-0	3	1	1	.800	
14 BJ Gibson	.000	6-1	4	2	0	0	0	0	0	0	.000	1	0	3	0	.200	0	0	1-1	0	0	0	.000	
13 Noah Sheffield	.000	2-0	1	0	0	0	0	0	0	0	.000	1	0	1	0	.500	0	0	0-0	0	0	0	.000	
36 Jace Estes	.000	2-0	1	0	0	0	0	0	0	0	.000	1	0	0	0	.500	0	0	0-0	1	0	0	1.000	
Totals	.301	27	920	181	277	46	2	53	167	486	.528	92	31	230	13	.380	9	8	16-24	680	237	21	.978	
Opponents	.257	27	845	160	217	52	5	35	149	384	.454	134	33	255	22	.376	9	10	40-51	674	224	23	.975	

LOB - Team (206), Opp (191). DPs turned - Team (29), Opp (16). CI - Team (0), Opp (1). IBB - Team (5), LODISE, A. 4, WILLIAMS, M. 1, Opp (1). Picked off - FAUROT, D. 2, WILLIAMS, M. 1.

## (ACC games only Sorted by Earned run avg)

Player	era	w-l	app	gs	cg	sho	sv	ip	h	r	er	bb	so	2b	3b	hr	b/avg	wp	hp	bk	sfa	sha		
16 Jamie Arnold	3.06	4-2	9	9	0	0/1	0	50.0	38	19	17	21	66	12	1	4	.215	0	13	0	2	1		
17 Joey Volini	4.76	4-4	9	9	2	0/0	0	51.0	45	29	27	20	56	10	1	6	.246	2	6	1	1	2		
7 Wes Mendes	6.34	3-2	9	9	0	0/0	0	44.0	42	32	31	32	39	10	0	6	.253	8	7	2	1	0		
-----																								
15 Connor Hults	0.00	0-0	1	0	0	0/0	0	0.2	1	0	0	0	0	0	0	0	.333	0	0	0	0	0		
26 Nick Greaney	0.00	0-0	1	0	0	0/0	0	0.2	0	0	0	1	0	0	0	0	.000	0	0	0	0	0		
40 Joe Charles	4.40	1-0	9	0	0	0/0	2	14.1	12	7	7	11	21	2	1	0	.231	4	1	0	0	2		
46 Hudson Rowan	4.50	0-0	3	0	0	0/0	0	2.0	2	1	1	1	3	1	0	0	.286	0	1	0	1	0		
19 John Abraham	5.40	1-0	10	0	0	0/0	0	16.2	14	12	10	10	20	3	0	3	.222	0	0	0	0	1		
27 Peyton Prescott	7.08	3-0	12	0	0	0/0	1	20.1	27	20	16	14	26	5	2	4	.321	4	1	0	1	2		
41 Chris Knier	9.00	1-1	10	0	0	0/1	0	10.0	12	10	10	7	9	2	0	3	.300	3	1	0	1	0		
55 Payton Manca	9.00	0-0	4	0	0	0/0	0	6.0	5	6	6	3	8	1	0	3	.217	2	0	1	0	0		
24 Maison Martinez	12.71	0-1	5	0	0	0/0	1	5.2	8	9	8	6	4	1	0	3	.400	2	1	0	2	1		
28 Jacob Marlowe	16.20	0-0	2	0	0	0/0	0	1.2	3	3	3	2	1	2	0	1	.375	0	0	0	0	0		
35 Brady Louck	27.00	0-0	3	0	0	0/0	0	1.0	1	3	3	2	0	0	0	0	.333	1	0	0	0	0		
33 Ben Barrett	30.38	0-0	4	0	0	0/0	0	2.2	7	9	9	4	2	3	0	2	.500	2	2	0	0	1		
Totals	5.88	17-10	27	27	2	1/1	4	226.2	217	160	148	134	255	52	5	35	.257	28	33	4	9	10		
Opponents	6.57	10-17	27	27	1	2/2	2	224.2	277	181	164	92	230	46	2	53	.301	23	31	0	9	8		

PB - Team (4), CMEYLA, N. 3, CARNS, H. 1, Opp (7). Pickoffs - Team (6), MENDES, W. 2, VOLINI, J. 2, ARNOLD, J. 1, ABRAHAM, J. 1, Opp (3). SBA/ATT - WEST, J. (22-22), CARNS, H. (13-17), VOLINI, J. (11-14), ARNOLD, J. (7-9), MENDES, W. (4-9), PRESCOTT, P. (5-5), KNIER, C. (5-5), CHARLES, J. (1-2), BARRETT, B. (1-1), CMEYLA, N. (1-1), ABRAHAM, J. (1-1), LOUCK, B. (1-1).



# 2025 FLORIDA STATE SEMINOLES

No	Name	Pos	B/T	Ht	Wt	Cl	Hometown/HS (Previous School)
1	Alex Lodise	INF	R/R	6-1	190	JR	St. Augustine, Fla./Bartram Trail (North Florida)
2	Carter McCulley	INF	R/R	6-5	196	JR	Pensacola, Fla./Pensacola Catholic (Pensacola State College)
3	Drew Faurot	INF	S/R	6-3	207	JR	Tallahassee, Fla./Florida High (UCF)
4	Cal Fisher	INF	R/R	6-0	207	SO	Deerfield, Wisc./Deerfield
5	Chase Williams	OF	S/R	5-10	171	SO	Elmore, Ala./Stanhope Elmore (Northwest Florida State College)
7	Wes Mendes	LHP	L/L	6-1	198	SO	Tampa, Fla./Jesuit (Ole Miss)
9	Gage Harrelson	OF	L/L	6-3	177	JR	Warner Robins, Ga./Houston County (Texas Tech)
12	Myles Bailey	1B	L/R	6-4	257	FR	Tallahassee, Fla./Lincoln
13	Noah Sheffield	INF	R/R	6-1	190	FR	Tampa, Fla./Jesuit
14	BJ Gibson	OF	R/R	6-0	193	FR	Rochelle, Ga./Wilcox County
15	Connor Hulst	LHP	L/L	5-11	182	r-SR	St. Johns, Fla./Creekside (Jacksonville/State College of Florida)
16	Jamie Arnold	LHP	L/L	6-1	192	JR	Tampa, Fla./Jesuit
17	Joey Volini	LHP	L/L	6-4	247	r-JR	Tampa, Fla./Jesuit (USF)
18	Max Williams	OF	L/L	6-2	207	JR	Ormond Beach, Fla./Clay (Alabama)
19	John Abraham	RHP	R/R	6-3	193	SO	Tampa, Fla./Jesuit
20	Jaxson West	C	L/R	6-0	193	JR	Tallahassee, Fla./Chiles (Alabama)
21	Nathan Cmeyla	C	R/R	5-11	186	r-SR	Ashburn, Va./Briar Woods (Dartmouth)
22	Blaydon Plain	1B	L/R	6-5	219	JR	Madison, Fla./Madison County (Pensacola State College)
23	Brody DeLamielleure	OF	R/R	6-1	193	r-FR	St. Augustine, Fla./Bartram Trail
24	Maison Martinez	RHP	R/R	6-2	246	JR	Lake Worth, Fla./Park Vista (VCU)
25	Hunter Carns	C	R/R	6-0	199	FR	Jacksonville, Fla./First Coast
26	Nick Greaney	RHP	R/R	6-6	245	JR	Dallas, Texas/JJ Pearce (McLennan Community College)
27	Peyton Prescott	RHP/INF	R/R	6-0	200	SO	Sebastian, Fla./TNXL Academy (Jacksonville)
28	Jacob Marlowe	LHP	L/L	6-0	169	r-JR	Naples, Fla./Barron Collier (UCF)
30	Cam Leiter	RHP	R/R	6-5	234	JR	Bayville, N.J./Central Regional (UCF)
32	Josh Reiter	C	R/R	5-11	191	FR	St. Petersburg, Fla./Northside Christian
33	Ben Barrett	RHP	R/R	6-4	221	JR	Orlando, Fla./The First Academy
35	Brady Louck	LHP	L/L	5-10	181	SO	Plainfield, Ill./Plainfield East
36	Jace Estes	INF	L/R	5-9	154	FR	Crawfordville, Fla./Wakulla Christian
40	Joe Charles	RHP	R/R	6-4	219	r-SR	Celebration, Fla./TNXL Academy (North Carolina)
41	Chris Knier	RHP	R/R	5-11	182	SO	Jensen Beach/Jensen Beach (Indian River State College)
42	David Barrett	RHP	R/R	6-0	196	r-SR	Sarasota, Fla./Sarasota (State College of Florida)
45	Evan Chrest	RHP	R/R	6-0	182	JR	Tampa, Fla./Wharton (Jacksonville)
47	Rhett Vaughn	RHP	R/R	6-3	224	FR	Sebring, Fla./Sebring
51	James Hankerson Jr.	1B	S/L	6-3	229	r-FR	Tampa, Fla./Berkeley Prep
55	Payton Manca	LHP	L/L	6-6	255	r-FR	Winchendon, Mass./P27 Academy (S.C.)

**Head Coach:** 10 Link Jarrett (Florida State, 1994) - 3rd Season at Florida State, 13th overall as head coach  
**Assistant Coach:** 6 Ty Megahee (Mercer, 2006) - 2nd Season at Florida State  
**Assistant Coach:** 44 Micah Posey (Florida State, 2011) - 2nd Season at Florida State  
**Assistant Coach:** 29 Brad Vanderglas (Northern Kentucky, 2013) - 3rd Season at Florida State  
**Graduate Assistant:** Sebastian Jimenez (Florida State, 2024) - 1st Season  
**Director of Operations:** Drew Linder (Florida State, 2018) - 1st Season  
**Quality Control & Catching, Pitching Analyst:** Rob Collison - 2nd Season

**Director of Program Development:** Randy Burdette  
**Strength & Conditioning Coach:** Jamie Burleson  
**Athletic Trainer:** Phil Montano  
**Clubhouse & Equipment Manager:** Jacob Frye  
**Public Relations Director:** Charlie Healy  
**Administrative Assistant:** Nicki Bedgood  
**Baseball Oversight:** Stephen Ponder

## PRONUNCIATIONS

MYLES Bailey	Miles	Payton MANCA	Mang-kuh
Evan CREST	Krest	Jacob MARLOWE	Mar-Low
Nathan CMEYLA	SHMAY-lah	Josh REITER	Righter
Brody DELAMIELLEURE	duh-LAH-Muh-leer	RHETT Vaughn	Ret
Drew FAUROT	fuh-Row	<b>COACHING STAFF</b>	
Chris KNIER	K-neer	Ty MEGAHEE	mih-gay-hee
Cam LEITER	lighter	Brad VANDERGLAS	van-derr-glass
Alex LODISE	Low-dees		
Brady LOUCK	Louwk (like loud)		

## ROSTER BREAKDOWN

<b>By Position</b>	<b>By Class</b>	<b>By Hometown</b>
Pitcher - 18 (L-7, R-11)	Freshman - 7	27 - Florida
Catcher - 4	Redshirt Freshman - 3	2 - Georgia
Infield - 7	Sophomore - 7	1 - Alabama, Illinois,
First Base - 3	Junior - 13	Massachusetts,
Outfield - 5	Redshirt Junior - 2	New Jersey, Texas,
	Redshirt Senior - 4	Virginia, Wisconsin
<b>Bats/Throws</b>		
Throws Right/Left - 26/10		
Bats Right/Left - 21/12		
Switch Hits - 3		



# 2025 FLORIDA STATE BASEBALL PHOTO ROSTER



1 ALEX LODISE



2 CARTER McCULLEY



3 DREW FAUROT



4 CAL FISHER



5 CHASE WILLIAMS



7 WES MENDES



9 GAGE HARRELSON



12 MYLES BAILEY



13 NOAH SHEFFIELD



14 BJ GIBSON




15 CONNOR HULTS



16 JAMIE ARNOLD



17 JOEY VOLINI



18 MAX WILLIAMS



19 JOHN ABRAHAM



20 JAXSON WEST



21 NATHAN CMEYLA




22 BLAYDON PLAIN



23 BRODY DeLAMIELLURE




24 MATSON MARTINEZ



25 HUNTER CARNS



26 NICK GREANEY



27 PEYTON PRESCOTT



28 JACOB MARLOWE



30 CAM LEITER




31 MATT HOAG




32 JOSH REITER



33 BEN BARRETT



35 BRADY LOUCK



36 JACE ESTES



40 JOE CHARLES



41 CHRIS KNIER



42 DAVID BARRETT




45 EVAN CHREST



46 HUDSON ROWAN



47 RHETT VAUGHN



51 JAMES HANKERSON JR.



52 DAVID DAVILA



54 MASON McDOUGALL



55 PAYTON MANCA



10 LINK JARRETT



44 MICAH POSEY



6 TY MEGAHEE



29 BRAD VANDERGLAS