

2022



FLORIDA STATE

FOOTBALL

FLORIDA STATE 2022 SEASON IN REVIEW NOTES

- » Florida State finished the 2022 season 10-3, recording the 25th 10-win season in program history, and was ranked 11th in the final AP poll. It was FSU's first 10-win season and highest finish in the AP poll since 2016.
- » With the Seminoles' victory over Oklahoma in the Cheez-It Bowl, FSU secured its 30th all-time bowl victory. Since 1980, FSU's 39 seasons with a postseason appearance and 27 seasons with a bowl win are the most in the nation.
- » The Seminoles ended the season with six straight wins, the longest active streak in the ACC and tied for the 5th-longest active streak nationally. Florida State's six-game winning streak is its longest since 2015, and the Seminoles scored at least 35 points in each game, the longest stretch with at least 35 points scored since the 2013 season.
- » During its six-game winning streak, Florida State outscored its opponents 253-109 while outgaining them 3,040-1,859 in total offense. The Seminoles averaged 225.3 rushing yards and 281.3 passing yards per game while holding opponents to 155.7 rushing yards and 154.2 passing yards per game. Florida State was 31-of-33 (93.9%) in red zone opportunities during that stretch.
- » FSU had an ACC-best five 30-point victories this season, which trailed only Ohio State and Tennessee among P5 programs. The Seminoles were one of three P5 teams with two 30-point wins on the road and one of only five P5 programs with three 30-point victories in conference play.
- » Florida State, Georgia and Alabama were the only teams in the country ranked in the top-15 in yards per play on offense and defense. The Seminoles were 7th nationally with an average of 6.96 yards per play and 14th allowing 4.85 yards per play.
- » FSU, Georgia and Alabama were the only teams in the nation to rank in the top-20 in total defense, scoring defense, total offense and scoring offense. The Seminoles were 10th in the country with an average of 484.2 yards of total offense per game, 16th scoring an average of 36.1 points per game, 15th in the country allowing an average of 321.8 yards per game on defense and 20th with an average of 20.6 points allowed per game.
- » Florida State ranked 1st in the ACC and 4th in the country in pass defense, holding opponents to an average of 165.4 yards per game through the air, and were 1st in the ACC and 12th nationally holding opponents to an average of 6.2 yards per pass attempt.
- » FSU led the country with an average of 7.46 plays of at least 20 yards per game. The Seminoles' 97 total plays of 20-plus yards in 13 games ranked one behind Georgia, which played 15 games, and Western Kentucky, which accomplished that total in 14 games. Florida State's 7.46 average was an improvement of 2.46 per game from 2021 and the program's highest season average since the 2013 national championship team averaged 7.79 per game.
- » The Seminoles ranked 2nd nationally in explosive play rate differential (+7.41), with an offense explosive play rate of 17.15 percent that was 3rd-best in the country and a defense explosive plays allowed rate of 9.73 percent that was 13th-lowest in the nation. FSU tied for 1st nationally with eight touchdown drives of 90+ yards, and its 16 touchdown drives of 80+ yards were 3rd-most in the country *(via ESPN Stats & Info)*.
- » Florida State and Oregon were the only two teams nationally to average at least 270 passing yards per game and at least 210 rushing yards per game. FSU led the ACC and was 14th nationally in rushing yards per game (214.1) and was 28th in the country in passing yards per game (270.2). Among the three ACC teams that averaged at least 270 passing yards per game, UNC rushed for 154.4 yards per game and Wake Forest averaged 131.1 rushing yards per game.
- » Florida State scored on 19 of 26 first drives of a half this season, with 16 touchdowns on those 19 scoring drives for a total of 119 points. The Seminoles led the ACC and were 2nd in the country with a 61.5 percent touchdown rate on opening drives of a half *(via ESPN Stats & Info)*.
- » Florida State was one of six teams in the country that ranked in the top-25 in kickoff return average and punt return average. FSU placed 13th in the country with an average of 23.40 yards per kickoff return and 24th in the nation with an average of 10.81 yards per punt return.
- » The Seminoles defeated both Miami and Florida to claim its 15th state championship and 11th in the last 30 years. Miami and Florida have combined for six state titles in the last 30 years. Florida State won 45-3 at Miami, the largest road win for either team in series history, and defeated Florida 45-38 for the first season ever FSU scored at least 45 against both in-state rivals.
- » For the first time in school history, FSU won games on four different days of the week in one season. The Seminoles won six games on Saturday, defeated LSU in New Orleans on Sunday, won at Louisville and against Florida on Friday, and defeated Oklahoma in the Cheez-It Bowl on Thursday.

NUMBERS TO KNOW

74.0

Florida State's winning percentage since 1976, 4th-highest in the nation

7.46

Florida State's average of 7.46 plays of 20+ yards per game was 1st nationally in 2022

1

FSU was the only team to lead its conference in both total offense and total defense in 2022

28.6

FSU accounted for 28.6% (2 of 7) of the SEC's non-conference losses in the regular season

ACC AWARD WINNERS

Jim Tatum Award	Dillan Gibbons
Defensive Rookie of the Year	Patrick Payton
First-Team All-ACC	Dillan Gibbons
First-Team All-ACC	Jammie Robinson
First-Team All-ACC	Jared Verse
Second-Team All-ACC	Trey Benson
Second-Team All-ACC	Robert Scott, Jr.
Second-Team All-ACC	Jordan Travis
Second-Team All-ACC	Johnny Wilson
Third-Team All-ACC	D'Mitri Emmanuel
Honorable Mention All-ACC	Tatum Bethune
Honorable Mention All-ACC	Robert Cooper
Honorable Mention All-ACC	Renardo Green
Honorable Mention All-ACC	Fabien Lovett
Honorable Mention All-ACC	Mycah Pittman
Honorable Mention All-ACC	Maurice Smith
Honorable Mention All-ACC	Treshaun Ward

STATISTICAL IMPROVEMENTS

Category	2021	2022	Change
Scoring Offense	27.6	36.1	+8.5
Scoring Defense	26.5	20.6	-5.9
Passing Offense	201.6	270.2	+68.6
Passing Defense	233.2	165.4	-67.8
Rushing Offense	177.7	214.1	+36.4
Total Offense	379.3	484.2	+104.9
Total Defense	377.8	321.8	-56.0
Yards/Completion	11.6	14.1	+2.5
Pass Efficiency Rating	133.59	157.57	+23.98
3rd-Down Offense	34.6%	51.2%	+16.6%
3rd-Down Defense	40.4%	35.0%	-5.4%
Sacks Allowed	3.00	1.54	-1.46
Sacks	2.75	3.08	+0.33
Punt Return Average	4.18	10.81	+6.63

2022 SCHEDULE

Date	Opponent	Time/Result
Aug. 27	Duquesne	W, 47-7
Sept. 4	vs. LSU^	W, 24-23
Sept. 16	at Louisville*	W, 35-31
Sept. 24	Boston College*	W, 44-14
Oct. 1	#22 Wake Forest*	L, 21-31
Oct. 8	at #14 NC State*	L, 17-19
Oct. 15	#4 Clemson*	L, 28-34
Oct. 29	Georgia Tech*	W, 41-16
Nov. 5	at Miami*	W, 45-3
Nov. 12	at Syracuse*	W, 38-3
Nov. 19	Louisiana	W, 49-17
Nov. 25	Florida	W, 45-38
Dec. 29	vs. Oklahoma\$	W, 35-32

^New Orleans, La.; *ACC Game; \$-Cheez-It Bowl
AP Rankings Listed



2022 FSU FOOTBALL

HEAD COACH MIKE NORVELL



3rd season at Florida State
7th season as Head Coach | 17th overall

Hometown: Irving, Texas
Alma Mater: Central Arkansas, 2005, 2007
Family: wife Maria; daughter Mila

COACHING HISTORY

Year	School	Position
2020-PR	Florida State	Head Coach
2016-19	Memphis	Head Coach
2012-15	Arizona State	Offensive Coordinator/QB
2011	Pittsburgh	co-Off. Coord./WR/Dir. of Recruiting
2010	Tulsa	Passing Game Coord./WR/Dir. of Recruiting
2009	Tulsa	Passing Game Coord./WR
2007-08	Tulsa	Graduate Assistant
2006	Central Arkansas	Graduate Assistant

HEAD COACHING CAREER

Year	Team	Record	Bowl
2022	Florida State	10-3	Cheez-It
2021	Florida State	5-7	--
2020	Florida State	3-6	--
2019	Memphis	12-1	Cotton*
2018	Memphis	8-6	Birmingham
2017	Memphis	10-3	Liberty
2016	Memphis	8-5	Boca Raton
7th season		56-31	

*did not coach bowl game

**THIS IS A TEAM THAT
MIKE NORVELL IS
BUILDING THE RIGHT
WAY...
YOU'VE GOT THE RIGHT
GUY LEADING YOU.**

- Kirk Herbstreit, ESPN

- » Only coach in ACC history to defeat a top-5 team in his first season in the conference (31-28 win vs. No. 5 UNC on Oct. 17, 2020)
- » One of only three FBS head coaches to produce a top-7 rushing offense (4th, 2018) and a top-7 passing offense (7th, 2017) since 2016
- » One of five FBS head coaches to oversee multiple top-4 total offenses (4th in 2017 and 2018) since 2016
- » Named Florida State's 11th full-time head football coach on Dec. 8, 2019
- » Spent the previous four seasons as the head coach at Memphis, compiling a record of 38-15
- » Won the 2019 American Athletic Conference championship and a spot in the New Year's Six Cotton Bowl
- » His 71.7 winning percentage at Memphis was the highest in program history
- » Joined Nick Saban as the only two FBS head coaches to score at least 500 points every season from 2016-19
- » One of 16 head coaches in any conference to appear in three straight conference championship games (2017-19). He is also one of only eight to make three conference championship game appearances in their first four years as a head coach
- » Finalist for the Eddie Robinson and Bear Bryant Coach of the Year awards in 2019
- » Has coached 24 NFL Draft picks, six All-Americans, including four first-team selections, four conference Players of the Year and 68 all-conference recognitions
- » 18 of Norvell's pupils have been selected in the last six NFL Drafts, including first-round pick Jermaine Johnson II who was selected 26th overall by the New York Jets in 2022
- » In 2021, ACC Defensive Player of the Year Jermaine Johnson II led FSU's contingent of eight All-ACC honorees for the program's most all-conference recognitions since 2016
- » In 2019, led Memphis to a school-record 12 wins and the program's first outright conference championship since 1969
- » In 2018, unanimous All-American Darrell Henderson broke the NCAA record with a career average of 8.22 yards per carry, and his 2018 average of 8.92 yards per carry was the highest for a season with a minimum of 200 carries in records dating back to 2000
- » In 2017, Anthony Miller earned consensus All-America honors after leading the NCAA with 18 touchdowns and ranking 3rd in the country with 96 receptions and 1,462 yards
- » Four-year letterwinner at Central Arkansas who was inducted into the UCA Sports Hall of Fame in 2015. He broke the school record with 213 career receptions and his 2,611 receiving yards ranked 2nd

HEAD COACHING CAREER

Opponent	Record	Streak	Last
Boston College	2-0	W2	W, 44-14 (2022)
Bowling Green	1-0	W1	W, 77-3 (2016)
Cincinnati	3-0	W3	W, 29-24 (2019)
Clemson	0-2	L2	L, 28-34 (2022)
Duke	1-0	W1	W, 56-35 (2020)
Duquesne	1-0	W1	W, 47-7 (2022)
East Carolina	2-0	W2	W, 59-41 (2018)
Florida	1-1	W1	W, 45-38 (2022)
Georgia State	1-0	W1	W, 59-22 (2018)
Georgia Tech	1-1	W1	W, 41-16 (2022)
Houston	4-0	W4	W, 45-27 (2019)
Iowa State	0-1	L1	L, 20-21 (2017)
Jacksonville State	1-1	L1	L, 17-20 (2021)
Kansas	1-0	W1	W, 43-7 (2016)
Louisiana	1-0	W1	W, 49-17 (2022)
Louisville	1-2	W1	W, 35-31 (2022)
LSU	1-0	W1	W, 24-23 (2022)
Mercer	1-0	W1	W, 66-14 (2018)
Miami	2-1	W2	W, 45-3 (2022)
Missouri	0-1	L1	L, 33-65 (2018)
Navy	2-2	W1	W, 35-23 (2019)
North Carolina	2-0	W2	W, 35-25 (2021)
NC State	0-3	L3	L, 17-19 (2022)
Notre Dame	0-2	L2	L, 38-41 (OT) (2021)
Oklahoma	1-0	W1	W, 35-32 (2022)
Ole Miss	1-1	W1	W, 15-10 (2019)
Pittsburgh	0-1	L1	L, 17-41 (2020)
SMU	4-0	W4	W, 54-48 (2019)
South Alabama	2-0	W2	W, 42-6 (2019)
South Florida	1-1	W1	W, 49-10 (2019)
SE Missouri State	1-0	W1	W, 35-17 (2016)
Southern	1-0	W1	W, 55-24 (2019)
Southern Illinois	1-0	W1	W, 44-31 (2017)
Syracuse	2-0	W2	W, 38-3 (2022)
Temple	1-1	L1	L, 28-30 (2019)
Tulane	3-1	W1	W, 47-17 (2019)
Tulsa	3-1	W3	W, 42-41 (2019)
UCF	0-4	L4	L, 41-56 (2018)
UCLA	1-0	W1	W, 48-45 (2017)
UConn	2-0	W2	W, 55-14 (2018)
ULM	2-0	W2	W, 52-33 (2019)
UMass	1-0	W1	W, 59-3 (2021)
Wake Forest	0-3	L3	L, 21-31 (2022)
Western Kentucky	0-1	L1	L, 31-51 (2016)

2022 Opponent

ASSISTANT COACHES

Alex Atkins	Offensive Coordinator/OL
3rd year at FSU/16th in college	Field
Adam Fuller	Defensive Coordinator
3rd year at FSU/25th in college	Field
John Papuchis	Special Teams Coordinator/DE
3rd year at FSU/22nd in college	Field
Randy Shannon	co-Defensive Coordinator/LB
2nd year at FSU/28th in college	Booth
Chris Thomsen	Deputy Head Coach/TE
3rd year at FSU/26th in college	Field
Odell Haggins	Associate Head Coach/DT
29th year at FSU/29th in college	Field
Ron Dugans	Wide Receivers
4th year at FSU/18th in college	Field
David Johnson	Recruiting Coordinator/RB
3rd year at FSU/15th in college	Field
Tony Tokarz	Quarterbacks
3rd year at FSU/11th in college	Booth
Marcus Woodson	Def. Pass Game Coordinator/DB
3rd year at FSU/18th in college	Booth



2022 FSU FOOTBALL

HEAD COACH MIKE NORVELL: BY THE NUMBERS

- 37.4** Points per game as a head coach, 3rd-highest nationally among coaches active each year from 2016-22
- 40** 39 games scoring at least 40 points as a head coach
- 50** 18 games scoring at least 50 points as a head coach
- 60** 5 games scoring at least 60 points as a head coach
- 70** 3 games scoring at least 70 points as a head coach
- 3,000** Coached a 3,000-yard passer in seven of the last 10 seasons
- 300** 23 individual 300-yard passing games in 87 games as head coach
- 1,000** Produced six 1,000-yard rushers in the last nine seasons
- 100** 58 individual 100-yard rushing games in 87 games as a head coach
- 1,000** One of only two individuals, along with Lincoln Riley, to coach a 1,000-yard receiver each season from 2013-19
- 100** 37 individual 100-yard receiving games in 87 games as a head coach
- 13** Defensive touchdowns, including at least one in each of his first six seasons as a head coach
- 12** Kickoff return touchdowns in his seven seasons as a head coach
- 83** All-Conference performers coached
- 24** NFL Draft picks coached, including 18 selected in the last six years
- 19** College graduates on FSU's 2022 roster, the highest total among schools in Florida and 2nd-most in the ACC

43 Current Division I coaches who have served on his staff

The list of 43 current Division I coaches who have worked under Norvell includes five head coaches and 11 coordinators:

Coach	Current Position	School
Chris Ball	Head Coach	Northern Arizona
Kenny Dillingham	Head Coach	Arizona State
Will Hall	Head Coach	Southern Miss
Dan Lanning	Head Coach	Oregon
Ryan Silverfield	Head Coach	Memphis
Alex Atkins	Offensive Coordinator	Florida State
Curt Baldus	Special Teams Coordinator	Arkansas State
Darrell Dickey	Offensive Coordinator	Texas A&M
Adam Fuller	Defensive Coordinator	Florida State
Kevin Johns	Offensive Coordinator	Duke
Pete Lembo	Special Teams Coordinator	South Carolina
Joe Lorig	Special Teams Coordinator	Oregon
Chris Marve	Defensive Coordinator	Virginia Tech
John Papuchis	Special Teams Coordinator	Florida State
Randy Shannon	co-Defensive Coordinator	Florida State
Scott Symons	Defensive Coordinator	SMU

184 Seminole Scholars recognized since the program's implementation



Mike Norvell's commitment to academics has been visible on FSU's jerseys starting with the 2020 season with the addition of the 'Seminole Scholar' patch. The 2022 season features 58 players who have graduated, earned a 3.0 cumulative GPA or finished their previous semester with a 3.0 GPA.



2022 FSU FOOTBALL

HEAD COACH MIKE NORVELL: GAME HIGHS

Points	Team	
77	vs. Bowling Green	9/24/16
70	vs. ECU	11/25/17
	at UConn	10/6/17
66	vs. Mercer	9/1/18
	vs. SMU	11/18/17

Points In A Quarter		
35	vs. Bowling Green (1st)	9/24/16
28	vs. UMass (2nd)	10/23/21
	vs. Duke (1st)	12/12/20
	vs. Mercer (2nd)	9/1/18
	vs. Mercer (1st)	9/1/18
	vs. UConn (2nd)	10/6/18
	at UConn (1st)	10/6/17

Points In A Half		
56	vs. Mercer (1st)	9/1/18
	vs. Bowling Green (1st)	9/24/16
49	vs. ECU (1st)	11/25/17
42	at Houston (2nd)	10/19/17
41	vs. UConn (1st)	10/6/18

Total Plays		
100	at UConn	10/6/17
92	vs. Houston	11/23/18
89	at South Florida	11/23/19
	at #12 UCF	12/2/17
86	vs. Mercer	9/1/18

Total Offense		
753	at #12 UCF	12/2/17
752	vs. Mercer	9/1/18
711	at UConn	10/6/17
679	vs. Georgia State	9/14/18
664	vs. SMU	11/18/17

Yards Per Play		
13.0 (49-635)	vs. ECU	11/25/17
11.0 (62-679)	vs. Georgia State	9/14/18
10.7 (59-634)	vs. UConn	10/6/18
9.8 (60-586)	vs. UMass	10/23/21
9.0 (74-664)	vs. SMU	11/18/17

Passing Attempts		
55	at UConn	10/6/17
53	at Houston	10/19/17
49	at UCF	9/30/17
47	at #16 Ole Miss	10/1/16
46	vs. South Florida	11/12/16

Completions		
39	at UConn	10/6/17
33	at Houston	10/19/17
31	at #16 Ole Miss	10/1/16
30	at #12 UCF	12/2/17
	vs. Houston	11/25/16

Passing Yards		
480	at UConn	10/6/17
471	at #12 UCF	12/2/17
	at Houston	10/19/17
418	vs. Oklahoma	12/29/22
	vs. Western Kentucky	12/20/16

Passing Touchdowns		
8	at UConn	10/6/17
6	vs. #25 UCLA	9/16/17
	vs. Bowling Green	9/24/16
5	at Houston	11/16/19
	vs. Tulane	10/18/19
	vs. Mercer	9/1/18
	vs. Georgia State	9/14/18

Rushing Attempts		
59	vs. Houston	11/23/18
58	at South Florida	11/23/19
55	vs. Tulsa	11/10/18
54	vs. Duquesne	8/27/22
53	vs. Jacksonville State	10/3/20
	vs. Wake Forest	12/22/18
	at Cincinnati	11/18/16

Rushing Yards		
410	vs. Georgia State	9/14/18
406	vs. Duquesne	8/27/22
401	at #7 UCF	12/1/18
	vs. Houston	11/23/18
378	vs. UConn	10/6/18

Rushing Touchdowns		
7	vs. SMU	11/18/17
6	vs. Duquesne	8/27/22
	vs. Duke	12/12/20
	vs. UConn	10/6/18
	vs. Houston	11/23/18

Fewest Total Yards Allowed		
160	at Syracuse	11/12/22
164	vs. Duquesne	8/27/22
170	at South Florida	11/23/19
173	vs. Ole Miss	8/31/19
174	vs. Mercer	9/1/18

Fewest Passing Yards Allowed		
20	vs. #24 Navy	10/14/17
44	at South Florida	11/23/19
52	at Navy	9/8/18
62	at Miami	11/5/22
65	at Syracuse	11/12/22

Fewest Rushing Yards Allowed		
25	at SMU	11/15/18
32	vs. Iowa State	12/30/17
43	vs. Miami	11/13/21
60	vs. Mercer	9/1/18
63	vs. Jacksonville State	10/3/20

Sacks		
7	vs. Tulane	10/27/17
6	vs. Oklahoma	12/29/22
	vs. Western Kentucky	12/20/16
5	vs. Jacksonville State	9/11/21
	vs. #18 Cincinnati	11/29/19
	vs. Houston	11/23/18
	at SMU	11/15/18
	vs. Tulsa	11/10/18

Tackles For Loss		
15	vs. #18 Cincinnati	11/29/19
13	vs. Tulane	10/27/17
12	at SMU	11/15/18
11	vs. Oklahoma	12/29/22
	at Boston College	11/20/21
	at Clemson	10/30/21
	vs. Tulsa	11/10/18
	vs. #25 UCLA	9/16/17

Takeaways		
6	vs. Kansas	9/17/16
5	vs. #24 Navy	10/14/17
4	at Miami	11/5/22
	vs. Duke	12/12/20
	vs. UConn	10/6/18
	at #12 UCF	12/2/17
	vs. ULM	8/31/17
	vs. Bowling Green	9/24/16

Interceptions		
4	vs. Bowling Green	9/24/16
3	at Florida	11/27/21
	vs. Duke	12/12/20
	vs. Tulane	10/18/19
	vs. UConn	10/6/18
	at #12 UCF	12/2/17
	vs. ECU	11/25/17

Fumble Recoveries		
4	vs. Kansas	9/17/16
3	at #7 UCF	12/1/18
	vs. #24 Navy	10/14/17
	vs. ULM	8/31/17
2	14x, last at Miami	11/5/22

Blocked Kicks		
3	vs. Georgia Tech (2 FG, 1 PAT)	9/12/20
2	vs. LSU (1 FG, 1 PAT)	9/4/22
	vs. #5 North Carolina (2 punts)	10/17/20
	vs. Southern (2 punts)	9/7/19
1	at Tulsa (1 FG)	10/26/19
	at ULM (1 FG)	10/5/19
	at Missouri (1 punt)	10/20/18
	vs. South Alabama (1 punt)	9/22/18

Points Scored	Individual	
24	Patrick Taylor Jr. at Houston	10/19/17
	Anthony Miller at UConn	10/6/17
18	18x, last Trey Benson vs. Florida	11/25/22

Touchdown Responsibility		
7	Riley Ferguson at UConn (7 pass)	10/6/17
	R. Ferguson vs. BGSU (6 pass, 1 rush)	9/24/16
6	Brady White at Houston (5 pass, 1 rush)	11/16/19
	R. Ferguson vs. #25 UCLA (6 pass)	9/16/17
5	Jordan Travis at Syracuse (3 pass, 1 rush, 1 rec.)	11/12/22
	Jordan Travis at N. Carolina (3 pass, 2 rush)	10/9/21
	B. White vs. Tulane (5 pass)	10/18/19
	B. White vs. Georgia St. (5 pass)	9/14/18
	B. White vs. Mercer (5 pass)	9/1/18
	R. Ferguson vs. SMU (2 pass, 3 rush)	11/18/17
	R. Ferguson vs. Tulane (3 pass, 2 rush)	10/27/17

Total Offense		
468	Jordan Travis vs. Oklahoma	12/29/22
466	Riley Ferguson at #12 UCF	12/2/17
465	Riley Ferguson at Houston	10/19/17
420	Riley Ferguson at UConn	10/6/17
414	Riley Ferguson vs. #18 Houston	11/25/16

Rushing Attempts		
31	Darrell Henderson vs. #9 UCF	10/13/18
30	Patrick Taylor Jr. vs. Wake Forest	12/22/18
27	Patrick Taylor Jr. vs. Ole Miss	8/31/19
26	Patrick Taylor Jr. at Missouri	10/20/18
24	Kenneth Gainwell vs. Tulsa	10/26/19
	Darrell Henderson vs. Houston	11/23/18

Rushing Yards		
233	Darrell Henderson vs. Georgia St.	9/14/18
212	Darrell Henderson at Navy	9/8/18
210	Darrell Henderson at #7 UCF	12/1/18
209	Kenneth Gainwell at ULM	10/5/19
199	Darrell Henderson vs. #9 UCF	10/13/18

Rushing Touchdowns		
4	Patrick Taylor Jr. at Houston	10/19/17
3	Trey Benson vs. Florida	11/25/22
	Jashaun Corbin vs. Duke	12/12/20
	Patrick Taylor Jr. at South Florida	11/23/19
	Kenneth Gainwell at Tulsa	10/26/19
	Darrell Henderson at #7 UCF	12/1/18
	Darrell Henderson vs. UConn	10/6/18
	Patrick Taylor Jr. vs. UConn	10/6/18
	Darrell Henderson at Navy	9/8/18
	Riley Ferguson vs. SMU	11/18/17



2022 FSU FOOTBALL

HEAD COACH MIKE NORVELL: GAME HIGHS

Longest Rush

89	Jashaun Corbin vs. #9 Notre Dame	9/5/21
88	Jordan Travis vs. Pitt	11/7/20
83	Calvin Austin III vs. Mercer	9/1/18
82	Darrell Henderson at #7 UCF	12/1/18
	Darrell Henderson vs. Tulane	10/27/17

Rushing Yards Per Carry (min. 12)

16.6	Darrell Henderson vs. Ga. St. (14-233)	9/14/18
16.3	Darrell Henderson at Navy (13-212)	9/8/18
14.9	Kenneth Gainwell at ULM (14-209)	10/5/19
14.1	Darrell Henderson vs. ULM (12-169)	8/31/17
13.1	Darrell Henderson at #7 UCF (16-210)	12/1/18

Passing Attempts

53	Riley Ferguson at Houston	10/19/17
49	Riley Ferguson at UCF	9/30/17
48	Riley Ferguson at UConn	10/6/17
46	Riley Ferguson vs. South Florida	11/12/16
	Riley Ferguson at #16 Ole Miss	10/1/16

Completions

34	Riley Ferguson at UConn	10/6/17
33	Riley Ferguson at Houston	10/19/17
30	Riley Ferguson at #12 UCF	12/2/17
	Riley Ferguson vs. #18 Houston	11/25/16
	Riley Ferguson at #16 Ole Miss	10/1/16

Passing Yards

471	Riley Ferguson at #12 UCF	12/2/17
	Riley Ferguson at Houston	10/19/17
431	Riley Ferguson at UConn	10/6/17
418	Jordan Travis vs. Oklahoma	12/29/22
409	Riley Ferguson vs. #18 Houston	11/25/16

Passing Touchdowns

7	Riley Ferguson at UConn	10/6/17
6	Riley Ferguson vs. #25 UCLA	9/16/17
	Riley Ferguson vs. BGSU	9/24/16
5	Brady White at Houston	11/16/19
	Brady White vs. Tulane	10/18/19
	Brady White vs. Georgia St.	9/14/18
	Brady White vs. Mercer	9/1/18

Receptions

15	Anthony Miller at UConn	10/6/17
	Anthony Miller vs. #18 Houston	11/25/16
14	Anthony Miller at #12 UCF	12/2/17
12	Anthony Miller vs. Tulsa	10/29/16
11	Anthony Miller vs. Western Kentucky	12/20/16

Receiving Yards

250	Anthony Miller vs. Tulsa	10/29/16
224	Anthony Miller at UConn	10/6/17
203	Kenneth Gainwell vs. Tulane	10/18/19
202	Johnny Wilson vs. Oklahoma	12/29/22
195	Anthony Miller at #12 UCF	12/2/17

Receiving Touchdowns

4	Anthony Miller at UConn	10/6/17
3	Anthony Miller at #12 UCF	12/2/17
	Anthony Miller vs. Western Kentucky	12/20/16
2	20x, last Mycah Pittman vs. #22 Wake Forest	10/1/22

Longest Pass

89	Riley Ferguson to Anthony Miller vs. ECU	11/25/17
84	R. Ferguson to A. Miller vs. Kansas	9/17/16
78	J. Travis to J. Wilson vs. GT	10/29/22
75	J. Travis to L. Toafili at Clemson	10/30/21
	Brady White to Damonte Coxie at ECU	11/3/18
	B. White to Patrick Taylor Jr. vs. Mercer	9/1/18

Receiving Yards Per Catch (min. 3)

53.7	Sean Dykes at #7 UCF (3-161)	12/2/17
48.0	Anthony Miller vs. ECU (3-144)	11/25/17
37.0	Johnny Wilson vs. GT (3-111)	10/29/22
30.3	Ontaria Wilson vs. Wake Forest (3-91)	9/18/21
28.3	Ontaria Wilson vs. BC (3-85)	9/24/22

Tackles

18	Jammie Robinson at Florida	11/27/21
16	Curtis Akins vs. #24 Navy	10/22/16
14	Tatum Bethune at #14 NC State	10/8/22
	Curtis Akins at #7 UCF	12/1/18
	T.J. Carter at Houston	10/19/17
13	Jammie Robinson vs. Oklahoma	12/29/22
	Jammie Robinson vs. #22 Wake Forest	10/1/22
	Jammie Robinson vs. Louisville	9/25/21
	Austin Hall at Tulsa	10/26/19
	Tyrez Lindsey at Tulane	9/28/18

Tackles For Loss

5.5	Genard Avery vs. Tulane	10/27/17
5.0	Jermaine Johnson II vs. Miami	11/13/21
	Bryce Huff at Tulane	9/28/18
4.0	Jermaine Johnson II vs. Jax. St.	9/11/21
	Joseph Dorceus vs. #18 Cincinnati	11/29/19
	Joseph Dorceus at ULM	10/5/19

Sacks

3.5	Genard Avery vs. Tulane	10/27/17
3.0	Jermaine Johnson II vs. Miami	11/13/21
	Jermaine Johnson II vs. Jax. St.	9/11/21
	Arthur Maulet vs. Western Kentucky	12/20/16
2.5	Bryce Huff at SMU	11/15/18
2.0	17x, last Jared Verse vs. LSU	9/4/22

Punt Return Yards

109	Pop Williams vs. Tulsa	11/10/18
77	Traveon Samuel at South Florida	11/23/19
75	Pop Williams vs. Georgia St.	9/14/18
51	Ontaria Wilson at #14 NC State	10/8/22
35	Mycah Pittman at Syracuse	11/12/22

Punt Return Average (min. 3)

27.3	Pop Williams vs. Tulsa (4-109)	11/10/18
18.8	Pop Williams vs. Georgia St. (4-75)	9/14/18
12.8	Traveon Samuel at South Florida (6-77)	11/23/19
11.0	Keyshawn Helton vs. Jax. St. (3-33)	9/11/21
	Anthony Miller vs. SEMO (3-33)	9/3/16

Long Punt Return

72	John Williams vs. Tulsa	11/10/18
51	Ontaria Wilson at #14 NC State	10/8/22
47	John Williams vs. Georgia State	9/14/18
34	Mycah Pittman vs. #22 Wake Forest	10/1/22
31	Mycah Pittman vs. #4 Clemson	10/15/22
	Keyshawn Helton vs. Jax. St.	9/11/21
	John Williams vs. Kansas	9/17/16

Punt Return Touchdowns

1	Keith Brown (blocked punt) vs. Southern	9/7/19
	Pop Williams vs. Tulsa	11/10/18

Kickoff Return Yards

209	Tony Pollard vs. Wake Forest	12/22/18
174	Tony Pollard vs. South Florida	11/12/16
161	Tony Pollard vs. Tulsa	10/29/16
159	Antonio Gibson vs. SMU	11/2/19
152	Tony Pollard at #7 UCF	12/1/18

Kickoff Return Average (min. 3)

53.0	Antonio Gibson vs. SMU (3-159)	11/2/19
49.3	Tony Pollard vs. Southern Ill. (3-148)	9/23/17
44.7	Tony Pollard at #24 Navy (3-134)	10/22/16
35.7	Chris Claybrooks vs. Tulane (3-107)	10/18/19
34.8	Tony Pollard vs. Wake Forest (6-209)	12/22/18

Long Kickoff Return

100	Tony Pollard vs. East Carolina	11/25/17
	Tony Pollard vs. Southern Illinois	9/23/17
	Tony Pollard at #24 Navy	10/22/16
99	Gabriel Rogers vs. Navy	9/26/19
	Tony Pollard vs. ULM	8/31/17
	Darrell Henderson at SMU	11/5/16

Kickoff Return Touchdowns

1	12x, last Trey Benson vs. Boston College	9/24/22
---	--	---------

All-Purpose Yards

386	Antonio Gibson vs. #15 SMU	11/2/19
318	Tony Pollard vs. Wake Forest	12/22/18
307	Kenneth Gainwell vs. Tulane	10/19/19
278	Darrell Henderson vs. SMU	11/18/17
273	Darrell Henderson at Navy	9/8/18

PATs Made

11	Jake Elliott vs. BGSU	9/24/16
10	Riley Patterson vs. East Carolina	11/25/17
9	Riley Patterson vs. Mercer	9/3/18
	Riley Patterson vs. SMU	11/18/17
8	Ryan Fitzgerald vs. UMass	10/23/21
	Parker Grothaus vs. Duke	12/12/20
	Riley Patterson at East Carolina	11/3/18
	Riley Patterson vs. Georgia St.	9/14/18
	Riley Patterson vs. Tulane	10/27/17

Field Goals Made

4	Riley Patterson vs. #15 SMU	11/2/19
3	Ryan Fitzgerald vs. Miami	11/13/21
	Riley Patterson vs. #21 Cincinnati	12/7/19
	Riley Patterson vs. #9 UCF	10/13/18
	Riley Patterson vs. #24 Navy	10/14/17
	Jake Elliott at SMU	11/5/16
	Jake Elliott at Tulane	10/14/16
	Jake Elliott vs. Kansas	9/17/16

Long Field Goal

53	Ryan Fitzgerald vs. Jax. St.	9/11/21
	Parker Grothaus vs. Georgia Tech	9/12/20
52	Riley Patterson vs. #21 Cincinnati	12/7/19
	Riley Patterson at Missouri	10/20/18
50	Riley Patterson vs. #21 Cincinnati	12/7/19
	Riley Patterson vs. #15 SMU	11/2/19
	Riley Patterson at ULM	10/5/19
	Jake Elliott at Tulane	10/14/16
	Jake Elliott vs. Kansas	9/17/16

Punting Average

54.7	Adam Williams at ULM (3-164)	10/5/19
53.7	Spencer Smith vs. Temple (3-161)	10/6/16
52.0	A. Williams vs. South Ala. (2-104)	9/22/18
	S. Smith vs. Southern Ill. (2-104)	9/23/17
51.3	A. Williams vs. Tulane (3-154)	10/18/19
	S. Smith vs. Kansas (3-154)	9/17/16

Long Punt

77	Adam Williams at ULM	10/5/19
76	Adam Williams vs. Tulane	10/18/19
73	Adam Williams at SMU	11/15/18
65	Alex Mastromanno vs. Jax. St.	9/11/21
63	Spencer Smith at Tulane	10/14/16



HONORS

OC/OL COACH ALEX ATKINS

Broyles Award Semifinalist

RB TREY BENSON

Second Team All-ACC • Second Team All-ACC (AP, Phil Steele)
• 4x ACC Running Back of the Week (vs. Georgia Tech, Miami, Syracuse, Florida) • Paul Hornung Award Honor Roll (vs. BC)

LB TATUM BETHUNE

Honorable Mention All-ACC • Third Team All-ACC (Phil Steele) • Butkus Award Preseason Watch List • Preseason Honorable Mention All-ACC (PFF)

DB SHYHEIM BROWN

Freshman Honorable Mention All-American (College Football News) • ACC Specialist of the Week (vs. LSU)

DB OMARION COOPER

Preseason 3rd Team All-ACC (Athlon)

DT ROBERT COOPER

Honorable Mention All-ACC • Senior Bowl Watch List • Preseason 2nd Team All-ACC (Athlon, PFF) • Preseason 4th Team All-ACC (Phil Steele)

DB AKEEM DENT

Senior Bowl Watch List • Preseason 3rd Team All-ACC (PFF)

OL D'MITRI EMMANUEL

Third Team All-ACC • Second Team All-ACC (Phil Steele) • ACC Offensive Lineman of the Week (vs. Georgia Tech)

DT JOSHUA FARMER

Freshman Honorable Mention All-American (College Football News)

LB AMARI GAINER

Preseason Honorable Mention All-ACC (PFF)

OL DILLAN GIBBONS

Wuerffel Trophy Winner • Jim Tatum Award Winner • First Team All-ACC • First Team All-ACC (AP, Phil Steele) • Witten Award Semifinalist • ACC Offensive Lineman of the Week (vs. Miami) • Captain, Allstate AFCA Good Works Team • Preseason All-ACC (ESPN) • Preseason 2nd Team All-ACC (PFF) • Preseason 3rd Team All-ACC (Athlon, Phil Steele)

DB RENARDO GREEN

Honorable Mention All-ACC • Senior Bowl Watch List

WR KEYSHAWN HELTON

Senior Bowl Watch List

DT FABTEN LOVETT

Honorable Mention All-ACC • Senior Bowl Watch List • Preseason 3rd Team All-ACC (Athlon)

OL KAYDEN LYLES

Military Bowl 3M STEM Scholar-Athlete

P ALEX MASTROMANNO

Ray Guy Award Preseason Watch List • Preseason 2nd Team All-ACC (Phil Steele) • Preseason 3rd Team All-ACC (Athlon) • Preseason Honorable Mention All-ACC (PFF)

TE CAMREN MCDONALD

Senior Bowl Watch List • Mackey Award Preseason Watch List • Preseason 4th Team All-ACC (Phil Steele)

NOLES TOP SOONERS IN CHEEZ-IT BOWL

- » Quarterback **Jordan Travis** threw for a career-high 418 yards and added 50 rushing yards in FSU's 35-32 win over Oklahoma in the Cheez-It Bowl. Travis set an FSU bowl record with 468 all-purpose yards, and he is just the fifth player nationally since 2000 with over 400 passing yards and 50 rushing yards in a bowl game.
- » Wide receiver **Johnny Wilson** set an FSU bowl record and Cheez-It Bowl record with 202 receiving yards on eight catches, including a 57-yard catch that set up **Ryan Fitzgerald's** game-winning field goal with 55 seconds left. Fitzgerald was 2-for-2 on field goals in the game.
- » **Treshaun Ward** scored two rushing touchdowns, tying an FSU bowl record. Defensive end **Jared Verse** had 2.5 tackles for loss and 1.5 sacks, teaming up with **Dennis Briggs Jr.** for a sack on Oklahoma's final play of the game.
- » Safety **Jammie Robinson** led all players with 13 tackles. He also had his first sack of the season and recovered the first fumble of his career.
- » FSU had nine plays of at least 20 yards and ended 2022 with 97 20-yard plays, the 3rd-most in the country and the most on a per-game basis (7.46).
- » The win was FSU's 30th bowl victory in program history, including a 4-0 mark in the Cheez-It Bowl (formerly the Champs Sports and Blockbuster Bowl).
- » FSU ended 2022 10-3 - the 25th 10-win season in school history and first since 2016 - and was the highest-ranked ACC team (10th in the Coaches Poll, 11th in the AP Poll). Florida State's six-game win streak is the Noles longest since 2015 and is the 5th-longest in the country entering 2023.

NOLES CLINCH STATE TITLE WITH 45-38 WIN VS. FLORIDA

- » With wins against Miami and Florida, the Noles clinched their 15th state championship and 11th in the last 30 years. Miami (4) and Florida (2) have combined for six state titles in that span.
- » Running back **Trey Benson** (3) and quarterback **Jordan Travis** (2) combined to run for five touchdowns, the most allowed by Florida in a game since 1997. FSU's 45 points were the 2nd-most for the Noles in series history and the 497 total yards were FSU's most vs. Florida since 1994.
- » Florida State also scored 45 points at Miami, making 2022 the first season FSU scored at least 45 points against both Miami and Florida.
- » The Seminoles ran for over 200 yards for the seventh consecutive game, the longest streak in the country this season and tied for the longest streak in school history. FSU led the ACC with 214.1 rush yards per game.
- » Travis accounted for three touchdowns and one or fewer turnovers for the sixth straight game, the longest streak in school history.
- » FSU scored at least 38 points in five straight games, the Noles longest streak since a school-record 11-game streak to start 2013.
- » With its wins against LSU and Florida, Florida State accounted for two of the seven non-conference wins in the regular season against the SEC.
- » **Mike Norvell** improved to 20-5 in his career in November, including a perfect 4-0 in 2022.
- » FSU recognized 18 players for Senior Day, including DT **Robert Cooper**, LB **Amari Gainer**, WR **Keyshawn Helton**, TE **Camren McDonald**, LB **Leonard Warner III** and WR **Ontaria Wilson** who spent their entire five- and six-year careers at FSU.

2022 Regular Season Non-Conference Wins vs. SEC

Date	Opponent	Score
9/4/22	Florida State	24, LSU 23
9/10/22	Appalachian State	17, Texas A&M 14
	Kansas State	40, Missouri 12
	Wake Forest	45, Vanderbilt 25
9/17/22	Penn State	41, Auburn 12
11/5/22	Liberty	21, Arkansas 19
11/25/22	Florida State	45, Florida 38

FSU TOPPLES LOUISIANA

- » In the first matchup between the two programs, No. 19 Florida State beat Louisiana, 49-17.
- » The win was FSU's fourth straight by at least 25 points, the 2nd-longest streak in the country in 2022 and FSU's longest since a program-record nine straight in the 2013 national championship season.
- » **Jordan Travis** (2), **Treshaun Ward** (2) and **Trey Benson** (1) scored rushing touchdowns, while the Noles were a perfect 6-for-6 with six touchdowns in the Red Zone.
- » **Markeston Douglas** caught his first career touchdown, and FSU's 12 different players with a touchdown catch were tied with the 1982 team for the most unique touchdown receivers in a season in school history.
- » Before Louisiana scored a pair of touchdowns in the fourth quarter after Florida State built a 49-3 lead, FSU's defense had not allowed a touchdown on 32 consecutive drives. It was the eighth time in 2022 FSU allowed three or fewer points in the first half (0: Duquesne & BC; 3: LSU, NC State, Georgia Tech, Miami, Syracuse & Louisiana).
- » Eighty-three players played for the Seminoles, including nine that made their collegiate debut.

3,000 Total Yards, 30 Total TD FSU Single Season

2022	Jordan Travis	(3,631 yards, 32 TD)
2013	Jameis Winston	(4,276 yards, 44 TD)
2000	Chris Weinke	(4,070 yards, 34 TD)
1993	Charlie Ward	(3,381 yards, 31 TD)



2022 FSU FOOTBALL

SEASON RECAP

HONORS

DE PATRICK PAYTON

Freshman Honorable Mention All-American (College Football News) • ACC Defensive Freshman of the Year

WR MYCAH PITTMAN

Honorable Mention All-ACC • Third Team All-ACC (Phil Steele) • Preseason 3rd Team All-ACC (Athlon, Phil Steele)

TE WYATT RECTOR

Campbell Trophy Semifinalist

DB JAMMIE ROBINSON

First Team All-American (Senior Bowl) • Second Team All-American (The Athletic) • Fourth Team All-American (Phil Steele) • First Team All-ACC • First Team All-ACC (AP) • Second Team All-ACC (Phil Steele) • Senior Bowl Defensive Back of the Week (vs. Miami) • ACC Defensive Back of the Week (vs. Wake Forest) • Senior Bowl Watch List • Bednarik Award Preseason Watch List • Nagurski Trophy Preseason Watch List • Thorpe Award Preseason Watch List • Preseason 2nd Team All-American (Action Network, AP, The Athletic, Phil Steele) • Preseason 4th Team All-American (Athlon) • Preseason All-ACC • Preseason 1st Team All-ACC (Athlon, ESPN, Phil Steele) • Preseason 2nd Team All-ACC (PFF)

OL ROBERT SCOTT JR.

Second Team All-ACC • Second Team All-ACC (AP, Phil Steele) • Preseason 4th Team All-ACC (Athlon)

OL MAURICE SMITH

Honorable Mention All-ACC • Third Team All-ACC (Phil Steele) • 2x ACC Offensive Lineman of the Week (vs. Syracuse, Florida)

RB LAWRENCE TOAFILI

Polynesian Player of the Year Preseason Watch List

QB JORDAN TRAVIS

Second Team All-ACC • Second Team All-ACC (AP, Phil Steele) • Cheez-It Bowl MVP • Davey O'Brien Semifinalist • Davey O'Brien Great 8 (vs. Georgia Tech) • Manning Award Star of the Week (vs. Georgia Tech) • Unitas Golden Arm Award Watch List • Senior Bowl Watch List • Maxwell Award Preseason Watch List

DE JARED VERSE

First Team All-American (The Athletic) • Third Team All-American (Phil Steele) • First Team All-ACC • First Team All-ACC (AP, Phil Steele) • ACC Newcomer of the Year (AP) • Ted Hendricks Award Watch List • Bednarik Award Midseason Watch List • ACC Defensive Lineman of the Week (vs. LSU) • Senior Bowl Watch List

RB TRESHAUN WARD

Honorable Mention All-ACC • Third Team All-ACC (Phil Steele) • Burlsworth Trophy Semifinalist • Doak Walker Award Preseason Watch List • Preseason 1st Team All-ACC (PFF) • Preseason 4th Team All-ACC (Athlon)

WR JOHNNY WILSON

Second Team All-ACC • Third Team All-ACC (Phil Steele) • ACC Receiver of the Week (vs. Louisville)

WR ONTARIA WILSON

ACC Receiver of the Week (vs. LSU) • Senior Bowl Watch List

NOLES WRAP ROAD SLATE WITH DOMINANT WIN AT SYRACUSE

- » For the second consecutive week, Florida State scored the game-winning points on its opening drive in a 38-3 win at Syracuse to wrap its ACC schedule at 5-3. The Noles improved to 13-2 all-time against the Orange and 8-1 since Syracuse joined the ACC in 2013.
- » Quarterback **Jordan Travis** became just the second player in school history - and first since Red Parish in 1949 - with a passing, rushing and receiving touchdown in the same game. **Wyatt Rector** - who threw the pass to Travis - completed the career touchdown trifecta.
- » Travis completed 21 of 23 passes for 155 yards and three touchdowns; ran five times for 21 yards and a three-yard touchdown; and caught a two-yard touchdown. He was one of three players nationally in 2022 to accomplish the feat.
- » Running back **Trey Benson** set a career high for the third consecutive week with 163 rushing yards. He was named the ACC Running Back of the Week, his third of four RBOTW honors.
- » Defensively, the Noles allowed just 160 yards, their fewest since 2016. It was the first time since 2012 that FSU held consecutive opponents under 200 total yards and the first time holding back-to-back teams without a touchdown since 2013.
- » Syracuse passed for just 65 yards. With Miami's 62 yards, FSU's defense had the two lowest passing totals allowed in the ACC in 2022.
- » The Orange were 1-for-11 on third down, the fourth time FSU held an opponent to two or fewer third down conversions (1: Duquesne & Syracuse; 2: NC State & Georgia Tech). It was FSU's fewest third down conversions allowed vs. an ACC team since Boston College was 1-for-12 in 2016.

FSU ROUTS MIAMI FOR SIXTH WIN

- » Florida State gained bowl eligibility with a 45-3 win at Miami, the largest road win for either team in the series and FSU's 2nd-largest victory against the Hurricanes, behind only a 47-0 win in 1997. It was FSU's largest ACC win since a 59-3 victory vs. Syracuse in 2013.
- » The Noles dominated from the beginning when **Ontaria Wilson** scored the game-winning points on a 56-yard touchdown pass from **Jordan Travis** on the third play of the game. Travis tied a career high with three touchdowns, while the defense forced a season-high four takeaways and allowed just 188 total yards. Miami's 62 passing yards were the fewest for an ACC team in 2022.
- » **Trey Benson** ran for 128 rushing yards, the second consecutive week he had a career-high rushing yards (topped at Syracuse). He added two touchdowns and had 14 runs on the season of 20 or more yards, including three at Miami and at Syracuse. The Noles rushed for 229 yards against a Miami defense that allowed 113.5 rush yards per game entering the contest.

NOLES MOVE TO 5-3 WITH WIN VS. GEORGIA TECH

- » Florida State totaled 642 yards in a 41-16 win over Georgia Tech, the Noles most in a game since tallying 654 at Syracuse in 2016 and the 3rd-most Georgia Tech has given up in records dating back to 2000.
- » Quarterback **Jordan Travis** passed for 396 yards - his 2nd-most in 2022 - and tied career highs with three touchdown passes and 24 completions. Travis connected with **Johnny Wilson** and **Lawrence Toafili** for touchdowns of over 60 yards and threw for 270 yards in the first half.
- » Running back **Trey Benson** ran for 111 yards, just the third time in FSU history that the Noles had a 375-yard passer and 100-yard runners and receivers:

375-yard passer, 100-yard runner, 100-yard rusher: FSU history

1992 vs. Maryland	2000 vs. Clemson	2022 vs. Georgia Tech
Charlie Ward, 395 passing	Chris Weinke, 521 passing	Jordan Travis, 396 passing
Charlie Ward, 111 rushing	Travis Minor, 102 rushing	Trey Benson, 111 rushing
Clyde Allen, 103 rushing	Snoop Minnis, 163 receiving	Johnny Wilson, 111 receiving
Tamarick Vanover, 107 receiving	Atrews Bell, 111 receiving	
	Javon Walker, 109 receiving	

- » Toafili was the first Nole with a rushing and receiving touchdown in the same game since Cam Akers in 2019. **CJ Campbell** made his Seminole debut in the fourth quarter and ran for a seven-yard touchdown.
- » Defensively, FSU held Georgia Tech to 24 yards on 24 plays in the first half, with two sacks and eight tackles for loss. Tech was 1-for-8 on third down in the first half and 2-for-15 in the game.
- » Florida State improved to 15-11-1 all-time against the Yellow Jackets, including a 15-4 mark as ACC opponents and 7-2 in Tallahassee.

Pass/Rush/Rec TD, Same Game, FSU History	
11/12/2022 at Syracuse	Jordan Travis
3 Pass/1 Rush/1 Rec	
11/12/1949 vs. Millsaps	Red Parish
1 Pass/1 Rush/1 Rec	

Largest Road Wins, FSU/Miami - Series History	
11/5/2022	FSU 45, Miami 3
9/22/1984	FSU 38, Miami 3
10/9/2010	FSU 45, Miami 17



2022 FSU FOOTBALL

SEASON RECAP

RECORDING FSU

100-YD RUSHING GAMES

Jordan Travis (5)	at North Carolina, 2021	121
	Syracuse, 2021	113
	at NC State, 2022	108
	North Carolina, 2020	107
	at Florida, 2021	102
Trey Benson (5)	at Syracuse, 2022	163
	at Miami, 2022	128
	Georgia Tech, 2022	111
	Florida, 2022	111
	Duquesne, 2022	105
Lawrance Toafili (2)	Duke, 2020	117
	Duquesne, 2022	101
Treshaun Ward (2)	Duquesne, 2022	127
	at Louisville, 2022	126

100-YD RECEIVING GAMES

Winston Wright Jr. (4)	at Oklahoma State, 2020	127*
	at Texas Tech, 2020	126*
	Texas Tech, 2021	106*
	Iowa State, 2021	100*
Johnny Wilson (3)	vs. Oklahoma, 2022	202
	at Louisville, 2022	149
	Georgia Tech, 2022	111
Ontaria Wilson (2)	at NC State, 2020	117
	vs. LSU, 2022	102
Keyshawn Helton (1)	Clemson, 2018	100

*at West Virginia

250-YD PASSING GAMES

Jordan Travis (9)	vs. Oklahoma, 2022	418
	Georgia Tech, 2022	396
	Boston College, 2022	321
	Wake Forest, 2022	281
	Miami, 2021	274
	Florida, 2022	270
	vs. LSU, 2022	260
	Clemson, 2022	254
	at Boston College, 2021	251

10-TACKLE GAMES

Jammie Robinson (13)	at Florida, 2021	18
	at Texas A&M, 2019	15*
	vs. Oklahoma, 2022	13
	Wake Forest, 2022	13
	Louisville, 2021	13
	at North Carolina, 2021	12
	at LSU, 2020	12*
	at Ole Miss, 2020	11*
	Clemson, 2019	11*
	NC State, 2021	10
	Georgia Tech, 2022	10
	Florida, 2022	10
	Georgia, 2020	10*
Tatum Bethune (10)	USF, 2021	18**
	East Carolina, 2021	17**
	at NC State, 2022	14
	UConn, 2021	14**
	Tulane, 2021	11**
	at Memphis, 2020	11**
	Florida, 2022	10
	at Louisville, 2022	10
	at Cincinnati, 2021	10**
	Cincinnati, 2020	10**
Amari Gainer (4)	at NC State, 2020	12
	at Boston College, 2019	12
	at Notre Dame, 2020	11
	Georgia Tech, 2020	10
Akeem Dent (1)	at Louisville, 2022	10
Malik Feaster (1)	Stephen F. Austin, 2021	11***
DJ Lundy (1)	at Clemson, 2021	11
Jared Verse (1)	Stony Brook, 2020	10****
Sidney Williams (1)	at North Carolina, 2021	10

*at South Carolina **at UCF
at Jacksonville State *at Albany

GROUND GAME STANDS OUT VS. NO. 4 CLEMSON

- » Florida State ran for 206 yards against No. 4 Clemson, who entered the game No. 2 in the country allowing just 62.2 yards per game on the ground.
- » Three Seminoles - **Trey Benson** with 69, **Lawrance Toafili** with 68 and **Jordan Travis** with 64 - eclipsed individually what Clemson had been allowing per game on the ground.
- » All three players had a run of at least 20 yards. FSU outrushed the Tigers 206-167, snapping Clemson's 10-game streak of rushing more than its opponent. Florida State averaged 6.1 yards per carry, the highest by a Clemson opponent since Alabama in the CFP National Championship Game on Jan. 9, 2017.
- » Travis added 254 passing yards as FSU became the first team since Ohio State in the 2020 CFP Semifinal to run and pass for over 200 yards against Clemson.
- » FSU's game vs. No. 4 Clemson capped a three-week stretch against Top 25 opponents (No. 22 Wake Forest, No. 14 NC State), just the third time in school history FSU played three consecutive weeks against ranked teams (1974, 2018) and the seventh time FSU has played three straight games against a Top 25 foe (1991, 1994, 2006, 2015).

BETHUNE LEADS NOLES AT NO. 14 NC STATE

- » Linebacker **Tatum Bethune** had a season-high 14 tackles - the most for a Seminole all year - and career-high 2.5 tackles for loss at No. 14 NC State. Bethune was one of two players in the ACC with at least 14 tackles and 2.5 tackles for loss in a game this season.
- » FSU's defense held the Wolfpack to 2-of-13 on third down and limited NC State to a touchdown and four field goals. **Jammie Robinson** added his first interception of the season, while **Patrick Payton** tallied a career-best six tackles, including three tackles and a pass breakup on one drive in the second half.
- » **Mycah Pittman** and **Lawrance Toafili** scored touchdowns for the Seminoles, while **Ryan Fitzgerald** was perfect on three kicks, including a season-long 47-yard field goal. **Ontaria Wilson** returned a punt 51 yards, the longest for Florida State since the 2018 season.

PITTMAN LEADS NOLES VS. WAKE FOREST

- » Wide receiver **Mycah Pittman** tied a career high with five catches and set a career high with 85 receiving yards and two touchdowns against Wake Forest. Pittman's two touchdowns - from 13 and 6 yards - opened the first and second halves, respectively.
- » Pittman was one of three Seminoles with a two-touchdown receiving game in 2022, joining **Ontaria Wilson** (LSU) and **Johnny Wilson** (Louisville). The last time FSU had three players record a multiple-touchdown game in the same season was 2016.
- » Quarterback **Jordan Travis** completed 66 percent of his passes for 281 yards and tied a career high with three touchdown passes.

FSU WINS FOUR STRAIGHT TO OPEN SEASON

- » Florida State became the second team in ACC history to start a season 4-0 one season after starting at least 0-4 (Virginia, 1982-83) by beating Boston College 44-14 on September 24.
- » FSU improved to 15-5 (.800) all-time against the Eagles, with wins in 11 of the past 12 games. The Noles are now 7-2 (.778) in Tallahassee in the series.
- » The Noles tallied 530 yards of total offense, including a then-career-high 321 passing yards by **Jordan Travis**. FSU led 31-0 at halftime, its largest halftime lead in an ACC game since a 38-0 lead vs. Syracuse in 2013.
- » **Trey Benson** scored three touchdowns in the win, including a 93-yard kickoff return to start the game. It was FSU's first kickoff return TD since 2013 and the first to open a game in Doak Campbell Stadium history (73 seasons).

NOLES TOP LOUISVILLE IN ACC OPENER

- » Florida State beat Louisville 35-31 on September 16, the first time since 2015 that FSU started 3-0 and won its ACC opener. FSU also improved to 17-6 all-time against the Cardinals, 7-3 in Louisville and 21-14 all-time in Friday games (now 22-14 on Fridays after win vs. Florida).
- » The Seminoles used two quarterbacks in the win - **Jordan Travis** completed his first 11 passes and finished with 157 yards and two touchdowns. **Tate Rodemaker** was 6-for-10 for 109 yards and two touchdowns - both to **Johnny Wilson** - including the game-winner with 7:54 remaining.
- » The last time FSU had two players pass for at least 100 yards and two touchdowns in the same game was Drew Weatherford (276, 2 TD) and Xavier Lee (100, 2 TD) at Duke in 2005.

Game-Opening Kickoff Return Touchdowns, FSU History

Date	Opponent	Player	Yards
9/24/22	vs. BC	Trey Benson	93-yd
10/3/92	at Miami	Tamarick Vanover	94-yd
9/18/71	at Miami	Eddie McMillan	90-yd

125-yd Rusher & Receiver FSU in ACC Road Games

Date	Opponent	Player	Yards
9/16/22	Louisville	J. Wilson	149 rec
		T. Ward	126 rush
9/27/14	NC State	K. Williams	126 rush
		R. Greene	125 rec
		J. Wilson	109 rec
11/3/01	Clemson	J. Walker	162 rec
		G. Jones	160 rush
		T. Gardner	115 rec
		A. Bell	104 rec
10/25/97	Virginia	T. Minor	157 rush
		E.G. Green	151 rec



2022 FSU FOOTBALL

SEASON RECAP

NATIONAL TEAM STATS

(XX) is teams ranked in category

Category	NCAA	ACC	Value
3rd Down Conversion Pct (131)	4	1	0.512
3rd Down Conversion Pct Defense (131)	38	5	0.350
4th Down Conversion Pct (131)	121	13	0.333
4th Down Conversion Pct Defense (131)	82	10	0.542
Blocked Kicks (72)	36	4	2
Blocked Kicks Allowed (130)	1	1	0
Blocked Punts Allowed (129)	1	1	0
Completion Percentage (131)	46	4	0.63
Fewest Penalties (130)	100	10	87
Fewest Penalties Per Game (130)	92	7	6.69
Fewest Penalty Yards (131)	99	10	768
Fewest Penalty Yards Per Game (131)	94	9	59.08
First Downs Defense (131)	51	8	248
First Downs Offense (131)	22	4	315
Fumbles Lost (131)	45	6	7
Fumbles Recovered (131)	53	6	8
Kickoff Return Defense (131)	75	8	20.55
Kickoff Returns (131)	13	5	23.4
Net Punting (131)	76	8	37.94
Passes Had Intercepted (131)	21	2	7
Passes Intercepted (131)	92	10	8
Passing Offense (131)	28	3	270.2
Passing Yards Allowed (131)	4	1	165.4
Passing Yards per Completion (131)	10	1	14.1
Punt Return Defense (131)	47	7	6.00
Punt Returns (131)	24	3	10.81
Red Zone Defense (131)	60	6	0.829
Red Zone Offense (131)	61	5	0.848
Rushing Defense (131)	75	11	156.4
Rushing Offense (131)	13	1	214.1
Sacks Allowed (131)	38	3	1.54
Scoring Defense (131)	20	3	20.6
Scoring Offense (131)	16	1	36.1
Tackles for Loss Allowed (131)	81	9	5.92
Team Passing Efficiency (131)	14	2	157.57
Team Passing Efficiency Defense (131)	22	2	120.63
Team Sacks (131)	12	5	3.08
Team Tackles for Loss (131)	40	9	6.5
Time of Possession (131)	39	5	31:00
Total Defense (131)	15	1	321.8
Total Offense (131)	10	1	484.2
Turnover Margin (131)	54	6	0.15
Turnovers Gained (131)	88	9	16
Turnovers Lost (131)	24	3	14
Winning Percentage (128)	14	2	0.769

NATIONAL INDIVIDUAL STATS

Individual Top 60

Player	Category	NCAA/ACC	Value
T. Benson	Kickoff Return TDs	2/1	1
	Rush Yards/Carry	13/1	6.43
	Rushing Yards	42/4	990
	Rushing Yards/Gm.	51/4	76.2
R. Fitzgerald	Total Points Scored	53/8	93
M. Pittman	Punt Returns	15/2	9.4
J. Travis	Yards per Pass Att.	5/1	9.1
	Passing Yards/Comp.	8/1	14.22
	Passing Efficiency	14/1	160.1
	Points Resp. For	23/4	194
	Passing Yards	25/3	3,214
	Passing TDs	30/3	24
	Total Offense	30/4	279.3
	Points Resp. For/Gm.	32/4	14.9
	Passing Yards/Gm.	37/3	247.2
	Completion Pct.	43/3	0.64
G. Vance	Total Interceptions	43/3	3
J. Verse	Tackles for Loss	10/2	1.4
	Sacks	17/1	0.75
J. Wilson	Yards/Reception	5/2	20.86
	Receiving Yards	52/7	897
O. Wilson	Yards/Reception	49/6	16.5

- » Wilson's seven catches and 149 receiving yards were career-highs before his eight-catch, 202-yard game vs. Oklahoma in the Cheez-It Bowl. He was named ACC Receiver of the Week, while running back **Treshaun Ward** ran for 126 yards, one shy of his career high set in the season opener against Duquesne.
- » It was FSU's first game with a 125-yard runner and receiver since 2015. Wilson's 149 receiving yards were the most for a Seminole since 2019.
- » Nickleback **Kevin Knowles II** sealed the win with an interception with 37 seconds remaining, the first of his career.

THE BLOCK ON THE BAYOU

- » The Seminoles improved to 2-0 with a 24-23 win vs. LSU in the Caesars Superdome in New Orleans on September 4. With the win, FSU is now 8-2 all-time against the Tigers, 16-4 in the state of Louisiana and 9-2 in New Orleans.
- » The Seminoles and Tigers - who both won their bowl game and finished with 10 wins - will open the 2023 season on Sunday, September 3, in Orlando's Camping World Stadium.
- » The win was FSU's first one-point win since 2019 and just the 14th in school history.
- » FSU blocked two kicks in the win - **Jared Verse** got a hand on a field goal in the second quarter, and **Shyheim Brown** blocked the game-tying PAT attempt after LSU scored with no time remaining in the game. They were FSU's first blocked field goal and PAT since the Georgia Tech game in 2020.
- » It was the third time under head coach **Mike Norvell** and special teams coordinator **John Papuchis** that FSU blocked multiple kicks in a game.
- » Wide receiver **Ontaria Wilson** tied his career highs with seven catches and two touchdowns. His 102 yards accounted for the second 100-yard game of his career, and it was his season debut after missing the opener due to injury.
- » Verse (defensive lineman), Brown (specialist) and Wilson (receiver) earned ACC Player of the Week honors, the first of their career.

Blocked Kicks since 2020

Date	vs. LSU	PAT/S. Brown
9/4/22	vs. LSU	FG/J. Verse
10/17/20	UNC	Punt/J. Douglas
10/17/20	UNC	Punt/M. Wilson
9/12/20	Ga. Tech	PAT/J. Robinson
9/12/20	Ga. Tech	FG/M. Wilson
9/12/20	Ga. Tech	FG/M. Wilson

OPENER AGAINST DUQUESNE

- » Florida State opened the 2022 season with a 47-7 win over Duquesne, highlighted by an offensive output not seen in nearly three decades.
- » FSU ran for 406 yards and passed for 232, the first 400-200 game for the Seminoles since 1995 against Wake Forest. FSU's 406 rushing yards were the most since 2016 against USF (478); the 638 total yards and 33 first downs were FSU's most since facing Syracuse in 2016 (654 and 33); and the defense held Duquesne to just 164 yards of total offense, the fewest for an opponent since Boston College had 146 in 2016 (topped by Syracuse's 160 yards in November).
- » Florida State's 400-200 game was one of just two in the country in 2022 and the only team to accomplish the feat in a victory.
- » Running backs **Treshaun Ward** (127), **Trey Benson** (105) and **Lawrance Toafili** (101) all broke the 100-yard rushing barrier, the first time in FSU history that three players ran for 100 yards in the same game. Ward (2), Benson, Toafili, freshman running back **Rodney Hill** and quarterback **Jordan Travis** also scored on the ground against the Dukes.
- » FSU's 406 rushing yards were the most in the ACC in 2022 and 5th-most nationally among Power 5 teams.
- » With the win, FSU improved to 12-1 (.923) all-time in the month of August and 19-5 (.792) since 1975 when opening the season at Doak Campbell Stadium.

400 rushing yards, 200 passing yards - FSU history

Date	vs. Duquesne	406-232
8/27/22	vs. Duquesne	406-232
10/14/95	vs. Wake Forest	401-348
10/30/93	vs. Wake Forest	413-233
10/10/87	at Southern Miss	404-214

ALL-ACC QB TRAVIS DIRECTS EXPLOSIVE, EFFICIENT FSU OFFENSE

- » Redshirt junior **Jordan Travis** was the first player in Florida State history with at least 20 touchdown passes and 7 rushing touchdowns in a season, finishing with 24 passing TDs, 7 rushing and 1 receiving. A Heisman frontrunner entering 2023, Travis is the only active player in the country with at least 7 rushing touchdowns each of the last three seasons. He is the sixth Seminole to accomplish the feat and first since Dalvin Cook from 2014-16.
- » Travis had a career-day against Oklahoma in the Cheez-It Bowl, accounting for an FSU bowl-record 468 total yards (career-high 418 passing) with two touchdowns in the Noles' 35-32 win. Travis became just the fifth player nationally since 2000 with at least 400 passing and 50 rushing yards in a bowl game.
- » Named Cheez-It Bowl MVP, Travis was just four yards shy of Peter Tom Willis's FSU-bowl record for passing yards (422 vs. Nebraska in the 1990 Fiesta Bowl). Travis completed a career-best 27 passes against the Sooners and completed at least 60 percent of passes in 13 of his last 17 games.



2022 FSU FOOTBALL

SEASON RECAP

NOLES IN THE NFL (END OF REGULAR SEASON)

Player (Pos.)	Years at FSU	Team
Cam Akers (RB)	2017-19	Los Angeles Rams
Brian Burns (DE)	2016-18	Carolina Panthers
Dalvin Cook (RB)	2014-16	Minnesota Vikings
Jashaun Corbin (RB)	2020-21	New York Giants
Ronald Darby (DB)	2012-14	Denver Broncos
Mario Edwards Jr. (DE)	2012-14	Tennessee Titans
Cameron Erving (OL)	2010-14	Carolina Panthers
Graham Gano (K)	2005-08	New York Giants
Bobby Hart (OL)	2011-14	Buffalo Bills
Dustin Hopkins (K)	2009-12	Los Angeles Chargers
Rodney Hudson (OL)	2007-10	Arizona Cardinals
Derwin James (DB)	2015-17	Los Angeles Chargers
Jermaine Johnson II (DE)	2021	New York Jets
Roderick Johnson (OL)	2014-16	Philadelphia Eagles
Lamaricus Joyner (DB)	2010-13	New York Jets
Joshua Kaindoh (DE)	2017-20	Kansas City Chiefs
Hamsah Nasirildeen (DB)	2017-20	New York Jets
Derrick Nnadi (DT)	2014-17	Kansas City Chiefs
Jalen Ramsey (DB)	2013-15	Los Angeles Rams
Janarius Robinson (DE)	2016-20	Philadelphia Eagles
Xavier Rhodes (DB)	2009-12	Dallas Cowboys
Asante Samuel Jr. (DB)	2018-20	Los Angeles Chargers
Garrison Sanborn (LS)	2004-07	Jacksonville Jaguars
Josh Sweat (DE)	2015-17	Philadelphia Eagles
Auden Tate (WR)	2015-17	Arizona Cardinals
Keir Thomas (DE)	2021	Los Angeles Rams
DeMarcus Walker (DE)	2013-16	Tennessee Titans
P.J. Williams (DB)	2012-14	New Orleans Saints
Marvin Wilson (DT)	2017-20	Philadelphia Eagles
Jameis Winston (QB)	2012-14	New Orleans Saints

ATLANTIC COAST CONFERENCE

	ACC	Overall
Atlantic		
Clemson	8-0	11-3
Florida State	5-3	10-3
NC State	4-4	8-5
Louisville	4-4	8-5
Wake Forest	4-4	8-5
Syracuse	4-4	7-6
Boston College	2-6	3-9
Coastal		
North Carolina	6-2	9-5
Pitt	5-3	9-4
Duke	4-4	9-4
Georgia Tech	4-4	5-7
Miami	3-5	5-7
Virginia	1-6	3-7
Virginia Tech	1-6	3-8
Bowl Games		
Fenway Bowl	Louisville 24, Cincinnati 7	
Gasparilla Bowl	Wake Forest 27, Missouri 17	
Military Bowl	Duke 30, UCF 13	
Holiday Bowl	Oregon 28, UNC 27	
Pinstripe Bowl	Minnesota 28, Syracuse 20	
Cheez-It Bowl	FSU 35, Oklahoma 32	
Duke's Mayo Bowl	Maryland 16, NC State 12	
Sun Bowl	Pitt 37, UCLA 35	
Orange Bowl	Tennessee 31, Clemson 14	

- » Travis is the fourth player in FSU history with at least 3,000 total yards and 30 total touchdowns in a season - the previous came in FSU's three Heisman Trophy-winning seasons: Charlie Ward in 1993, Chris Weinke in 2000 and Jameis Winston in 2013.
- » Travis was named the All-ACC second-team quarterback after passing for 3,214 yards and 24 touchdowns, with 417 rushing yards and 7 rushing touchdowns. He started all 13 games and led FSU on a six-game winning streak, the Noles longest since 2015. FSU scored at least 35 points in all six of those games, FSU's longest streak since 2013.
- » **With three total touchdowns against Florida, Travis was the first player in FSU history to account for at least three touchdowns in six consecutive games.**
- » Travis was one of six Power 5 players with at least 20 passing touchdowns and five or fewer interceptions. He led FSU to an ACC-best five 30-point victories in 2022.
- » For his career, Travis ranks 9th in FSU history with 24 rushing touchdowns and 9th with 45 passing touchdowns, the only player in the Top 10 of both categories. Travis is 4th in school history with 70 total touchdowns (45 passing, 24 rushing and 1 receiving).
- » For a season, Travis ranked 5th in total offense with 3,631 yards; 7th with 3,214 passing yards; 10th with 24 touchdown passes; and 14th with 226 completions.
- » Travis became the second player in school history - and first since Red Parish in 1949 - with a rushing, passing and receiving touchdown in the same game when he accomplished the feat in FSU's 38-3 win at Syracuse. Travis completed 21-of-23 passes against the Orange for a career-best 91.3 completion percentage.
- » In a three-game stretch against Miami, Syracuse and Louisiana, Travis accounted for 11 touchdowns and 9 incompletions. He had 19 total touchdowns during FSU's six-game winning streak to end the season.
- » In the first half at Syracuse, Travis was 17-for-18 passing with two touchdowns, completing the final 12 passes of the half, his most consecutive completions in his career - topping his 11 straight completions to start the Louisville game in 2022. Twelve Noles caught at least one pass against the Orange.
- » On the ground, Travis holds FSU's career quarterback rushing records with 1,734 yards and 24 touchdowns. His 24 rushing touchdowns rank 9th overall in FSU history.
- » Travis will enter 2023 as one of six active players with at least 5,000 career passing yards and 1,500 career rushing yards in the FBS.
- » Travis was 10-for-12 for 202 yards and three touchdowns in the 45-3 win at Miami, one of four games where he tied his career-high passing touchdowns. He threw for 270 yards on just 13 completions against Florida and ranked 8th in the country and 1st in the ACC with 14.22 yards per completion for the season.
- » Travis has 15 career games with multiple touchdown passes and nine games with at least 250 passing yards.
- » Against Georgia Tech, Travis threw for a then-career-high 375 yards and teamed up with receiver **Johnny Wilson** (111 yards) and running back **Trey Benson** (111 yards) for just the third game in FSU history with a 375-yard passer, 100-yard runner and 100-yard receiver. Travis passed for 270 yards in the first half, the most in a half in his career.
- » Travis's first two touchdowns against the Yellow Jackets went 78 yards to Wilson and 62 yards to **Lawrance Toafili**, becoming the first FSU quarterback since James Blackman in 2019 at Boston College with multiple 60-yard touchdown passes in a game (Travis made his FSU debut and scored two rushing touchdowns in that game vs. BC).
- » Travis's pass to Wilson was the longest completion of his career and the longest for FSU since Blackman's 91-yard pass in the 2019 Sun Bowl.

JORDAN TRAVIS IN THE FSU RECORD BOOKS

Season Pass Yards

1. Chris Weinke (2000)	4,167
-	-
5. Deondre Francois (2016)	3,350
6. Thad Busby (1997)	3,317
7. JORDAN TRAVIS (2022)	3,214

Season TD Passes

1. Jameis Winston (2013)	40
-	-
10. JORDAN TRAVIS (2022)	24
10. Chris Rix (2001)	24

Season Completions

1. Jameis Winston (2013)	305
-	-
11. Danny Kanell (1994)	227
11. Christian Ponder (2009)	227
11. Deondre Francois (2016)	227
14. JORDAN TRAVIS (2022)	226

Season Total Offense

1. Jameis Winston (2013)	4,276
2. Chris Weinke (2000)	4,070
3. Jameis Winston (2014)	3,972
4. EJ Manuel (2012)	3,702
5. JORDAN TRAVIS (2022)	3,631

Career Pass Yards

1. Chris Weinke (1997-2000)	9,839
-	-
10. Thad Busby (1994-97)	5,916
11. JORDAN TRAVIS (2019-PR)	5,888

Career TD Passes

1. Chris Weinke (1997-2000)	79
-	-
9. JORDAN TRAVIS (2019-PR)	45
9. Christian Ponder (2007-10)	45

Career Completions

1. Chris Weinke (1997-2000)	650
-	-
11. James Blackman (2017-20)	433
12. JORDAN TRAVIS (2019-PR)	426

Career Total Offense

1. Chris Weinke (1997-2000)	9,473
-	-
6. JORDAN TRAVIS (2019-PR)	7,622

Total Touchdowns

1. Chris Weinke (1997-00)	81
2. Chris Rix (2001-04)	75
3. Jameis Winston (2013-14)	72
4. JORDAN TRAVIS (19-PR)	70

Career QB Rushing Yards

1. JORDAN TRAVIS (19-PR)	1,734
2. Charlie Ward (89-93)	889

Career Rushing TDs

7. Cam Akers (2017-19)	27
8. Antone Smith (2005-08)	26
9. JORDAN TRAVIS (19-PR)	24
Dayne Williams (1986-88)	24



2022 FSU FOOTBALL

SEASON RECAP

ACTIVE LEADERS (FSU STATS ONLY)

Rushing Yards	Jordan Travis	1,734
Rushing Touchdowns	Jordan Travis	24
Passing Yards	Jordan Travis	5,888
Passing Touchdowns	Jordan Travis	45
Receptions	Ontaria Wilson	108
Receiving Yards	Ontaria Wilson	1,521
Receiving Touchdowns	Ontaria Wilson	12
Total Offense Yards	Jordan Travis	7,622
Points Scored	Ryan Fitzgerald	184
Kickoff Returns	Keyshawn Helton	25.2 (22-554)
All-Purpose Yards	Jordan Travis	1,746
Punt Average	Alex Mastromano	42.7
Tackles	Amari Gainer	210
Tackles for Loss	Amari Gainer	19.0
Sacks	Jared Verse	9.0
Interceptions	Jammie Robinson	5
Pass Breakups	Akeem Dent	15
Forced Fumbles	Amari Gainer	5
Fumble Recoveries	Amari Gainer	3
Blocked Kicks	Shyheim Brown	1
	Ja'Khi Douglas	1
	Jared Verse	1

FSU in 2022

...in August	1-0	1.000
...in September	3-0	1.000
...in October	1-3	.250
...in November	4-0	1.000
...in December	1-0	1.000
...ACC home games	2-2	.500
...ACC road games	3-1	.750
...non-con home games	3-0	1.000
...non-con road games	0-0	.000
...non-con neutral games	2-0	1.000
...AP ranked home games	0-2	.000
...AP ranked road games	0-1	.000
...games decided by 1-8 pts	4-2	.667
...games decided by 9-20 pts	0-1	.000
...games decided by 21+ pts	6-0	1.000
...when scoring 0-9 pts	0-0	.000
...when scoring 10-19 pts	0-1	.000
...when scoring 20-29 pts	1-2	.333
...when scoring 30+ pts	9-0	1.000
...when allowing 0-9 pts	3-0	1.000
...when allowing 10-19 pts	3-1	.750
...when allowing 20-29 pts	1-0	1.000
...when allowing 30+ pts	3-2	.600
...day games (before 6pm)	3-1	.750
...night games (after 6pm)	7-2	.778
...scoring first	8-2	.800
...opponent scores first	2-1	.667
...leading after 1st Q	6-0	1.000
...trailing after 1st Q	2-1	.667
...tied after 1st Q	2-2	.500
...leading after 2nd Q	7-1	.875
...trailing after 2nd Q	3-2	.600
...leading after 3rd Q	9-1	.900
...trailing after 3rd Q	0-2	.000
...tied after 3rd Q	1-0	1.000
...with 100-yd rusher	6-1	.857
...with 100-yd receiver	4-0	1.000
...with 300-yd passer	3-0	1.000

- » Travis accounted for three touchdowns against No. 4 Clemson, including a 20-yard touchdown run that opened the scoring. His 24 completions and 42 attempts were career highs (Travis had 27 completions in the Cheez-It Bowl vs. Oklahoma).
- » Travis ran for a season-high 108 yards at No. 14 NC State, including a 71-yard run that set up FSU's first touchdown. It was the 2nd-longest rush of Travis's career (88 vs. Pitt, 2020); the longest run for FSU in 2022; and tied a Dalvin Cook run in the 2016 Orange Bowl for the 6th-longest non-touchdown run in FSU history.
- » At Louisville, Travis opened the game 11-for-11 for 148 yards and two touchdowns, all in the first quarter. He threw touchdowns to **Preston Daniel** and **Malik McClain**.
- » In FSU's win in the Superdome against LSU, Travis was 20-for-33 for 260 yards and two touchdowns - a 39-yard flea flicker to **Ontaria Wilson** and a 27-yard pass where he powered through a targeting hit to the head for the score, also to Wilson. He added 31 rushing yards and was not sacked.
- » Travis was responsible for 10 of FSU's 11 third-down conversions against LSU - eight passes and two rushes. For the game, Travis was 8-for-12 for 92 yards and a touchdown on third down.
- » Against Duquesne, Travis threw for 207 yards on 11-of-15 passing. He added a five-yard rushing touchdown, FSU's first score of the 2022 season.
- » Redshirt sophomore **Tate Rodemaker** led FSU to a come-from-behind victory at Louisville, directing three scoring drives in the second half in the 35-31 win. The Valdosta, Georgia, native was 6-for-10 passing for 109 yards and the first two touchdowns of his career.
- » After leading FSU to a touchdown on the opening drive of the second half (a 15-yard Toafili TD run), Rodemaker connected with Johnny Wilson on a 69-yard completion, FSU's 3rd-longest pass play of the season. The two later connected for a pair of touchdowns - from 10 and 2 yards.
- » Travis and Rodemaker were the first Seminole teammates with at least 100 passing yards and a pair of touchdowns in the same game since Drew Weatherford (276, 2 TD) and Xavier Lee (100, 2 TD) at Duke on October 22, 2005. Rodemaker passed for 23 yards and added a career-long 22-yard run in the fourth quarter at Miami.
- » True freshman **AJ Duffy** connected with **Markeston Douglas** for a 16-yard touchdown against Louisiana, the first score in both players career.

GROUND GAME PACES FSU OFFENSE

- » Led by second-team All-ACC running back **Trey Benson**, Florida State rushed for over 200 yards in seven consecutive games, the longest streak in the country in 2022 and tied for the longest in school history. FSU ran for 227 yards and five touchdowns (Benson 3, **Jordan Travis** 2) against Florida, the most Florida allowed against any opponent since 1997.
- » The Noles had eight 200-yard rushing games, including a season-high 406 yards against Duquesne that was the 5th-most for any Power 5 team in 2022. FSU led the ACC with 214.1 rushing yards per game and 5.5 yards per carry.
- » Benson's team-high 990 rushing yards were 14th-most in school history, and his 1,326 all-purpose yards were 18th. He also led FSU with nine rushing touchdowns.
- » **Among qualifying running backs, Benson led the ACC and was 13th nationally with 6.4 yards per carry.**
- » **Benson broke the PFF College single-season record by forcing 0.51 missed tackles per rush. It broke the previous record of 0.48 since PFF starting tracking missed tackle rate in 2014.**
- » Benson was a four-time ACC Running Back of the Week - all coming over the last five weeks of the season - and was the first player in ACC history to win the award outright in three consecutive weeks.
- » The Greenville, Mississippi, native ran 20 times for 111 yards and a career-high three touchdowns against Florida. All three of Benson's touchdowns broke a tie, including the game-winning 17-yard score with four minutes remaining in the game. It was the first three-rushing TD game for a Seminole since 2020. He added two catches for a team-high 51 yards, both career highs; his 45-yard run and 34-yard catch were also career bests.
- » Benson ran for over 100 yards and set a career high in three consecutive games after rushing for 163 yards on 18 carries (9.1 ypc) at Syracuse. It was the most rushing yards for a Seminole in an ACC road game since Dalvin Cook's 225 at Syracuse in 2016 (Cook was also the last player with three consecutive 100-yard rushing games). Benson's 163 yards were the most for an ACC player on the road in 2022.
- » On November 5, Benson ran for 128 yards and two touchdowns at Miami; against Georgia Tech on October 29, Benson had 111 rushing yards and two touchdowns in his first career start.

Seven-Game Streak of 200+ Rushing Yards

Opponent	FSU Yds.	Opp. Avg.*
Florida	227	171.5 (92)
Louisiana	251	123.3 (31)
Syracuse	230	141.1 (61)
Miami	229	113.5 (23)
Ga. Tech	246	177.4 (101)
Clemson	206	62.2 (2)
NC State	206	94.4 (16)

*Rushing defense at time of game

KO Return TD & Offensive TD, Same Game, FSU History

T. Benson, 9/24/22 vs. BC	93 yd KO
	15 yd run
	36 yd run
S. Baker, 11/14/92 vs. Tulane	90 yd KO
	11 yd rec
T. Vanover, 9/26/92 vs. Wake	96 yd KO
	18 yd rec
G. Allen, 10/31/81 vs. W. Carolina	95 yd KO
	5 yd run
L. Bright, 11/16/74 vs. Va. Tech	100 yd KO
	55 yd rec



SEASON RECAP

LONG PLAYS

Offensive Plays of 20+ Yards
97 - 3rd most in the country
7.46/game - most in the country

J. Wilson	GT	(P)	78t	T. Benson	UM	(P)	25
O. Wilson	BC	(P)	72	J. Wilson	UF	(P)	25
J. Travis	NCST	(R)	71	J. Douglas	GT	(P)	24t
J. Wilson	LOU	(P)	69	J. Wilson	SYR	(P)	24t
L. Toafili	UM	(P)	65	J. Wilson	LSU	(P)	24
L. Toafili	GT	(P)	62t	M. Pittman	WF	(P)	24
J. Wilson	OU	(P)	58	M. Pittman	WF	(P)	24
O. Wilson	UM	(P)	56t	J. Wilson	GT	(P)	24
D. Williamson	BC	(P)	52	O. Wilson	GT	(P)	24
J. Wilson	DUQ	(P)	51	T. Benson	SYR	(R)	24
K. Poitier	DUQ	(P)	48	K. Poitier	SYR	(P)	24
T. Ward	LOU	(R)	46	L. Toafili	DUQ	(R)	23
K. Poitier	UL	(P)	45	J. Travis	LSU	(R)	23
T. Benson	UF	(R)	45	J. Wilson	LOU	(P)	23
M. McClain	UF	(P)	44	M. Douglas	CU	(P)	23
T. Benson	DUQ	(R)	43t	J. Wilson	OU	(P)	23
T. Benson	UM	(R)	42	T. Ward	BC	(R)	22t
C. McDonald	LOU	(P)	41	J. Wilson	LOU	(P)	22
O. Wilson	LSU	(P)	39t	J. Travis	NCST	(R)	22
T. Ward	NCST	(R)	39	J. Wilson	CU	(P)	22
T. Ward	OU	(R)	38t	J. Wilson	CU	(P)	22
T. Benson	LOU	(R)	37	T. Benson	GT	(R)	22
O. Wilson	NCST	(P)	37	T. Rodemaker	UM	(R)	22
T. Benson	BC	(R)	36t	T. Ward	OU	(R)	22
T. Ward	UL	(R)	36t	M. McClain	LOU	(P)	21t
T. Benson	UF	(P)	34	T. Ward	DUQ	(R)	21
L. Toafili	UL	(R)	33	J. Wilson	LSU	(P)	21
J. Wilson	OU	(P)	33	M. McClain	BC	(P)	21
C. McDonald	BC	(P)	32	T. Benson	UM	(R)	21
C. McDonald	UL	(P)	32	J. Travis	SYR	(R)	21
K. Poitier	BC	(P)	31t	J. Wilson	UF	(P)	21
J. Wilson	NCST	(P)	31	D. Spann	DUQ	(P)	20
C. McDonald	UF	(P)	31	T. Ward	DUQ	(R)	20
J. Wilson	OU	(P)	31	C. McDonald	BC	(P)	20
T. Ward	WF	(R)	30	J. Travis	CU	(R)	20
T. Benson	SYR	(R)	30	T. Benson	CU	(R)	20
J. Wilson	OU	(P)	30	L. Toafili	GT	(R)	20
J. Travis	UF	(R)	29t	L. Toafili	UL	(P)	20
J. Wilson	NCST	(P)	29				
M. Douglas	CU	(P)	29	DUQ	7 (3 pass/4 run)		
O. Wilson	UF	(P)	29	LSU	6 (5 pass/1 run)		
T. Ward	LOU	(R)	28	LOU	10 (6 pass/4 run)		
C. McDonald	WF	(P)	28	BC	9 (7 pass/2 run)		
O. Wilson	LSU	(P)	27t	WF	6 (4 pass/2 run)		
J. Douglas	GT	(P)	27	NCST	7 (3 pass/4 run)		
T. Benson	GT	(R)	27	CU	8 (5 pass/3 run)		
T. Benson	SYR	(R)	27	GT	9 (6 pass/3 run)		
O. Wilson	LOU	(P)	26	UM	7 (3 pass/4 run)		
D. Williamson	BC	(P)	26	SYR	6 (2 pass/4 run)		
T. Benson	NCST	(R)	26	UL	5 (3 pass/2 run)		
T. Benson	UM	(R)	26	UF	8 (6 pass/2 run)		
J. Wilson	OU	(P)	26	OU	9 (6 pass/3 run)		
J. Travis	OU	(R)	26				
K. Poitier	CU	(P)	25t				
M. Pittman	LSU	(P)	25				
T. Ward	LOU	(R)	25				
J. Wilson	WF	(P)	25				
J. Wilson	WF	(P)	25				
L. Toafili	CU	(R)	25				

- » Benson's five 100-yard games were the most for a Seminole since Cam Akers had six in 2019. Travis and Benson each had multiple touchdowns against the Gators, the second straight week that two Noles had multiple rushing touchdowns (Travis and **Treshaun Ward**, two each vs. Louisiana). Before the UL game, FSU had not accomplished the feat since 2017.
- » **FSU is the only team in the ACC and one of just six nationally (No. 1 Georgia, No. 6 Tennessee, No. 15 Oregon, No. 16 LSU and No. 17 Oregon State) to have four players score at least five rushing touchdowns this season (Benson - 9; Travis - 7; Ward - 7; Lawrance Toafili - 5).**
- » Benson's 14 runs of 20 or more yards were 2nd-most in the ACC and tied for 9th in the country.
- » In his FSU debut, Benson ran for 105 yards on 11 carries (9.5 ypc) against Duquesne, one of three Seminoles with over 100 rush yards against the Dukes, a first in FSU history.
- » Benson twice scored three touchdowns in a game - against Florida and Boston College, when he returned a 93-yard kickoff return to open the game and scored two rushing touchdowns. Benson's 177 all-purpose yards against the Eagles is a career high.
- » Benson's kickoff return touchdown against BC was FSU's first since the 2013 BCS National Championship Game against Auburn (Kermit Whitfield). It was Benson's first career kickoff return and he was one of 29 players with a kick return touchdown in 2022.
- » The return was just the third in school history on the opening kickoff and first opening kickoff return TD in the 73-year history of Doak Campbell Stadium. Eddie McMillan and Tamarick Vanover both took the opening kickoff back at Miami in 1971 and 1992, respectively.
- » On offense, Benson carried the ball 10 times for 78 yards, with touchdown runs of 15 and 36 yards. He is the first player in FSU history with a kickoff return touchdown and two offensive touchdowns in the same game. He finished with 177 all-purpose yards against the Eagles - 93 KO return, 78 rushing and 6 receiving.
- » In the season opener against Duquesne, Ward (127), Benson (105) and Toafili (101) became the first trio of Seminoles to rush for 100 yards in the same game. Ward scored two touchdowns, while Benson, Toafili, true freshman **Rodney Hill** and Travis also scored on the ground.
- » Travis ran for 108 yards at No. 14 NC State, his fifth career 100-yard rushing game. It was just the fifth time in school history - and first since having five players in 2012 - that FSU had four different players have at least one 100-yard rushing game in a single season.
- » Ward bookended his 2022 season with two-touchdown games against Duquesne and Oklahoma. Ward's two rushing touchdowns against the Sooners tied an FSU bowl record, and he led the Noles with 81 rush yards in the Cheez-It Bowl. Ward's 38-yard touchdown run was the longest of his career.
- » Against Duquesne, Ward - making his first career start - needed just 14 carries to rush for a career-best 127 yards and two touchdowns, also a career high. He led the ACC in yards per carry among players with at least four carries per game each of the past two seasons - 6.36 in 2021, 6.61 in 2022.
- » The former walk-on - and 2022 Burlsworth Trophy semifinalist - had a pair of 100-yard rushing games - 127 vs. Duquesne and 126 at Louisville. He ran for 628 yards with seven touchdowns in 10 games to earn All-ACC Honorable Mention.
- » Ward had 87 yards on 13 carries vs. Wake Forest (6.7 per rush). Ward needed just 10 carries to rush for 126 yards at Louisville, breaking off runs of 25, 28 and 46 yards.
- » Ward tied his career high with two rushing touchdowns against Louisiana, the first on a 36-yard wildcat-formation draw.
- » Toafili ran for 101 yards on 13 carries and also had a touchdown against Duquesne. It was Toafili's second career 100-yard rushing game after he ran for 117 yards as a true freshman against Duke.
- » Toafili scored two touchdowns against Georgia Tech - a six-yard run and a 62-yard reception - to become the first Seminole since Akers in 2019 with a receiving and rushing touchdown in the same game. Toafili set a career high with 84 receiving yards against the Yellow Jackets and had a 33-yard run against Louisiana, his longest of the season.
- » Toafili caught a 65-yard pass at Miami to set up a field goal at the end of the first half. Toafili's two 60-yard catches were the most for a running back in the country and tied with **Johnny Wilson** and three others for the ACC lead. Toafili led FSU with three receptions and 75 yards against the Hurricanes.
- » Redshirt freshman **CJ Campbell** made his Florida State debut against Georgia Tech, rushing three times for 23 yards and a seven-yard touchdown to cap a season-long 97-yard drive. At Miami, Campbell set career highs with eight rushes, 28 yards and scored his second touchdown. He also caught his first pass, for three yards.

JOHNNY WILSON EARNS ALL-ACC SECOND TEAM

- » Florida State had eight different players lead (or co-lead) the team in receiving yards in 2022 after **Trey Benson** caught two passes for 51 yards vs. Florida. Florida State had 12 players catch at least one touchdown, tied with 1982 for the most in school history and tied for 3rd nationally in 2022.
- » **Johnny Wilson** was 2nd in the ACC and 5th nationally with 20.86 yards per reception. Wilson set an FSU bowl record with 202 receiving yards (on eight catches) in the Cheez-It Bowl against Oklahoma. He accounted for the only 200-yard receiving game in a bowl in 2022.



2022 FSU FOOTBALL

SEASON RECAP

AP TOP 25

Team	Previous	Points
1. Georgia (15-0)	1	1,575 (63)
2. TCU (13-2)	3	1,484
3. Michigan (13-1)	2	1,438
4. Ohio State (11-2)	4	1,394
5. Alabama (11-2)	5	1,303
6. Tennessee (11-2)	6	1,294
7. Penn State (11-2)	9	1,200
8. Washington (11-2)	12	1,097
9. Tulane (12-2)	14	1,025
10. Utah (10-4)	7	876
11. Florida State (10-3)	13	814
12. USC (11-3)	8	795
13. Clemson (11-3)	10	791
14. Kansas State (10-4)	11	784
15. Oregon (10-3)	15	758
16. LSU (10-4)	16	757
17. Oregon State (10-3)	17	742
18. Notre Dame (9-4)	19	535
19. Troy (12-2)	23	322
20. Mississippi State (9-4)	24	320
21. UCLA (9-4)	18	243
22. Pittsburgh (9-4)	NR	233
23. South Carolina (8-5)	20	180
24. Fresno State (10-4)	NR	164
25. Texas (8-5)	21	95

FSU opponent in 2022

AFCA COACHES POLL

Team	Previous	Points
1. Georgia (15-0)	1	1,575 (63)
2. TCU (13-2)	4	1,482
3. Michigan (13-1)	2	1,423
4. Ohio State (11-2)	3	1,404
5. Alabama (11-2)	5	1,329
6. Tennessee (11-2)	6	1,273
7. Penn State (11-2)	7	1,199
8. Washington (11-2)	12	1,091
9. Tulane (12-2)	17	981
10. Florida State (10-3)	13	926
11. Utah (10-4)	10	878
12. Clemson (11-3)	11	839
13. USC (11-3)	8	829
14. Kansas State (10-4)	9	769
15. LSU (10-4)	15	766
16. Oregon (10-3)	14	708
17. Oregon State (10-3)	16	690
18. Notre Dame (9-4)	20	498
19. Mississippi State (9-4)	23	364
20. Troy (12-2)	24	314
21. UCLA (9-4)	18	238
22. Pittsburgh (9-4)	NR	193
23. South Carolina (8-5)	19	164
24. Fresno State (10-4)	NR	134
25. Texas (8-5)	21	69

FSU opponent in 2022

- » Wilson's 202 yards are the 13th-most in FSU history and also set a Cheez-It Bowl record.
- » Wilson led FSU with 43 catches, 897 yards and five receiving touchdowns and was a second-team All-ACC member after starting all 13 games for the Noles.
- » Wilson was named ACC Receiver of the Week after scoring two touchdowns and setting then-career-highs with seven catches and 149 yards at Louisville.
- » Wilson caught a 69-yard pass from **Tate Rodemaker** in the fourth quarter against the Cardinals. On the next play, Wilson caught a 10-yard touchdown. With 7:54 remaining, Wilson caught a two-yard touchdown from Rodemaker on 3rd-and-goal that proved to be the game winner.
- » Wilson's 149 receiving yards were the 2nd-most in FSU's 23-game series against Louisville (Kermit Whitfield, 172 in 2015).
- » Against the Yellow Jackets, Wilson caught a 78-yard touchdown from **Jordan Travis**, the longest catch in Wilson's career and Travis's longest completion. It was FSU's longest offensive play of the season and the longest pass for the Noles since a 91-yard completion in the 2019 Sun Bowl.
- » Wilson led FSU against Georgia Tech with 111 receiving yards and had three of FSU's four 100-yard receiving games. Wilson led the ACC with 22 20-yard receptions and was Top 5 in 30-, 40-, 50-, 60- and 70-yard catches in 2022.
- » **Mycah Pittman** set a career high with 85 yards and two touchdowns against Wake Forest, while tying his career best with five receptions. Pittman caught a 13-yard touchdown on FSU's opening drive, and his six-yard touchdown came on the Noles first drive after halftime. Pittman entered the game with two career receiving touchdowns, both in 2019 while at Oregon.
- » At NC State, Pittman and **Ontaria Wilson** each had four catches. Pittman caught a touchdown, his third in two games.
- » Ontario Wilson ended his FSU career with 36 career starts - the most on FSU's offense - and had 30 catches for 495 yards and four touchdowns in 2022. He led FSU against LSU with seven catches, 102 yards and a pair of touchdowns. He tied career bests in receptions and touchdowns in the game, while notching his second career 100-yard game.
- » Wilson had to fight off defensive pass interference for both touchdowns against the Tigers - the first on a 39-yard flea flicker and the second a 27-yard one-handed grab that extended FSU's lead to two scores in the third quarter. Wilson earned his first career ACC Receiver of the Week honor.
- » Wilson caught one pass at Miami, and it proved to be the game-winner just three plays into the game. His 56-yard touchdown on FSU's opening drive was his third TD of the season and paced FSU to a 45-3 victory, the largest road win for either team in series history.
- » In the Cheez-It Bowl, Wilson caught five passes for 84 yards and a 16-yard touchdown. It was his second career bowl touchdown after scoring on a three-yard run in the 2019 Sun Bowl. Wilson finished his career with 108 receptions, 1,521 receiving yards and 12 receiving touchdowns. He caught a career-long 72-yard pass from Travis against Boston College.
- » **Kentron Poitier** led FSU with four catches and 84 yards against Duquesne, both career bests. His 45 yards against Louisiana - all on one catch - also led the Noles' 12 receivers in that game. He hauled in a career-long 48-yard catch on FSU's opening drive of the second half against Duquesne. Poitier had four touchdowns - 2nd-most on the team - on just 14 catches, the fewest for a Seminole with four touchdowns since Corey Surrency in 2008 had four scores on 12 catches.
- » **Malik McClain** had three touchdown catches, including one in back-to-back weeks at Syracuse and against Louisiana. He caught a season-high four passes at Syracuse, including a 15-yard touchdown in the first quarter. McClain was one of four Seminoles to catch a touchdown against the Orange and was one of a season-high 12 Noles to catch a pass.
- » **Ja'Khi Douglas**, making his season debut after an offseason injury, caught a six-yard touchdown vs. No. 4 Clemson, his first catch of the year. He added a 24-yard touchdown vs. Georgia Tech in his second game and led FSU in receiving at Syracuse.
- » Sophomore **Darion Williamson** caught five passes for 98 yards against Boston College, with a career-long catch of 52 yards. Entering the contest, Williamson had just one catch for 10 yards on the season.
- » Fifth-year senior tight end **Camren McDonald** caught an eight-yard touchdown at Miami, his first of the season. At Louisville, McDonald caught one pass - a career-long 41-yarder on the first play of the game. He added two catches for 52 yards against Boston College, including a 32-yard reception on 4th-and-9. McDonald appeared in 58 games in his career.

FSU Leading Receivers, 2022

J. Wilson, 12/29 vs. Oklahoma	8 rec*, 202 yd*
T. Benson, 11/25 vs. Florida	2 rec*, 52 yd*
K. Poitier, 11/19 vs. Louisiana	1 rec, 45 yd
J. Douglas, 11/12 at Syracuse	3 rec, 43 yd
L. Toafili, 11/5 at Miami	3 rec, 75 yd
J. Wilson, 10/29 vs. GT	3 rec, 111 yd, 1 TD
J. Wilson, 10/15 vs. Clemson	6 rec, 75 yd
J. Wilson, 10/8 at NC State	2 rec, 60 yd
M. Pittman, 10/1 vs. WF	5 rec*, 85 yd*, 2 TD*
J. Wilson, 10/1 vs. WF	6 rec, 85 yd, 1 TD
D. Williamson, 9/24 vs. BC	5 rec*, 98 yd*
J. Wilson, 9/16 at UL	7 rec, 149 yd, 2 TD*
D. Wilson, 9/4 vs. LSU	7 rec*, 102 yd, 2 TD*
K. Poitier, 8/27 vs. Duquesne	4 rec*, 84 yd*

*career high

Receiving TDs, 2022

Johnny Wilson	5 (Lou x2, WF, GT, SU)
Kentron Poitier	4 (BC, Clemson, SU, UF)
Ontaria Wilson	4 (LSU x2, Miami, OU)
Malik McClain	3 (Lou, SU, Louisiana)
Mycah Pittman	3 (WF x2, NCSU)
Ja'Khi Douglas	2 (Clemson, GT)
Markeston Douglas	2 (Louisiana, OU)
Preston Daniel	1 (Louisville)
DJ Lundy	1 (Miami)
Camren McDonald	1 (Miami)
Lawrance Toafili	1 (Georgia Tech)
Jordan Travis	1 (Syracuse)



COLLEGE FOOTBALL PLAYOFF

Team	Previous
1. Georgia (15-0)	1
2. Michigan (13-1)	2
3. TCU (13-2)	3
4. Ohio State (11-2)	5
5. Alabama (11-2)	6
6. Tennessee (11-2)	7
7. Clemson (11-3)	9
8. Utah (10-4)	11
9. Kansas State (10-4)	10
10. USC (11-3)	4
11. Penn State (11-2)	8
12. Washington (11-2)	12
13. Florida State (10-3)	13
14. Oregon State (10-3)	15
15. Oregon (10-3)	16
16. Tulane (12-2)	18
17. LSU (10-4)	14
18. UCLA (9-4)	17
19. South Carolina (8-5)	19
20. Texas (8-5)	20
21. Notre Dame (9-4)	21
22. Mississippi State (9-4)	24
23. NC State (8-5)	25
24. Troy (12-2)	NR
25. UTSA (11-3)	NR

FSU opponent in 2022

- » Tight end **Preston Daniel** caught a two-yard touchdown from Travis to open the scoring at Louisville. It was his fourth career catch, first of 2022, and first career touchdown. Daniel started two games in 2022 - against No. 4 Clemson and at Syracuse.
- » Tight end **Markeston Douglas** earned his first career start against Duquesne and caught his first pass - for eight yards - against LSU. Douglas caught a 16-yard pass vs. Wake Forest and a two-point conversion, FSU's first successful two-point try of the year.
- » Douglas caught two passes in the fourth quarter against No. 4 Clemson of 29 and 23 yards, the two longest receptions of his career. Douglas became FSU's 12th player with a touchdown catch when he snagged a pass from **AJ Duffy** against Louisiana, both players' first career touchdown. Douglas's second TD was in the Cheez-It Bowl against Oklahoma.

ACC Players of the Week	
Ontaria Wilson	Receiver, vs. LSU
Jared Verse	Defensive Lineman, vs. LSU
Shyheim Brown	Specialist, vs. LSU
Johnny Wilson	Receiver, at Louisville
Jammie Robinson	Defensive Back, Wake Forest
Trey Benson	Running Back, Georgia Tech
D'Mitri Emmanuel	Offensive Lineman, Georgia Tech
Trey Benson	Running Back, at Miami
Dillan Gibbons	Offensive Lineman, at Miami
Trey Benson	Running Back, at Syracuse
Maurice Smith	Offensive Lineman, at Syracuse
Trey Benson	Running Back, Florida
Maurice Smith	Offensive Lineman, Florida

EXPERIENCED OFFENSIVE LINE SHOWS OUT

- » Offensive line coach **Alex Atkins** was promoted to offensive coordinator in the offseason. His offensive line helped FSU rank 1st in the ACC in yards per play (6.96), total offense (484.2), yards per rush (5.47), rush yards per game (214.1), pass yards per completion (14.10) and scoring offense (36.1).
- » Florida State's 2,783 rushing yards and 6,295 yards of total offense were the 5th-most in a season in school history; the 484.2 yards per game were 6th, and the 469 points and 5.47 yards per carry were 7th in school history.
- » **FSU averaged 484.2 yards per game in 2022, the 5th-best improvement in FBS between 2021 and 2022 in average yards per game.**
- » FSU started seven different linemen in 2022: **D'Mitri Emmanuel** (13), **Dillan Gibbons** (13), **Maurice Smith** (12), **Robert Scott Jr.** (11), **Jazston Turnetine** (8), **Darius Washington** (7) and **Bless Harris** (1). Those seven players have made 174 career starts.
- » The Seminoles won four ACC Offensive Lineman of the Week awards - RG Emmanuel against Georgia Tech, LG Gibbons against Miami and C Smith against Syracuse and Florida. It was the first time since 2000 that a team had three different players earn the award in consecutive weeks and was FSU's most in a season since 2014. **Trey Benson** was the ACC Running Back of the Week in all four linemen's award weeks.
- » Led by Gibbons on the first team, four linemen earned All-ACC honors: Scott on the second team, Emmanuel on the third team and Smith as an honorable mention. Gibbons was also named the Jim Tatum Award winner, presented to the top senior scholar-athlete in the conference; and the winner of the Wuerffel Trophy and captain of the Allstate Good Works Team, which recognize the top community service athletes in the country.
- » The Seminoles will enter 2023 on a six-game winning streak, scoring at least 35 points in all six games (FSU's longest streak of 35-point games since 2013).
- » **Florida State ran for over 200 yards in seven consecutive games, the longest streak in the country in 2022 and tied for the longest in school history (1987).**
- » Miami entered the game allowing 113.5 rush yards per game and allowed 229; No. 14 NC State and No. 4 Clemson were both Top 16 in the nation in rushing defense and FSU ran for 206 yards against both. Louisiana ranked 31st with 123 yards allowed before FSU ran for 251; the Noles ran for 164 yards in the first quarter alone.
- » In the first half, FSU outscored Syracuse 24-3 and outgained the Orange 236-61. Syracuse entered the game 15th nationally with 18.4 points allowed per game and total defense of 306.9 yards per game. For the game, FSU outgained the Orange 420-160. Benson ran for a career-high 163 yards, the most on the road for an ACC player in 2022.
- » Washington started four games at right tackle, one at center and two at left tackle in 2022. For his career, Washington has 15 starts at left tackle, 11 at right tackle and 1 at center.
- » The Seminoles allowed just 20 sacks, the 3rd-fewest in the ACC. FSU gave up no sacks against LSU, Boston College and Louisiana - just the 13th, 14th and 15th times in the past 10 seasons that FSU has not surrendered a sack.
- » The last time FSU allowed 0 sacks in three games during the regular season was 2012; the last time FSU allowed 0 sacks in three games - all against FBS opponents - was 2009 (4 times in the regular season and vs. West Virginia in the Gator Bowl).

Zero Sacks Allowed, since 2013	
11/19/22	Louisiana
9/24/22	Boston College
9/4/22	vs. LSU
10/9/21	at North Carolina
9/11/21	Jacksonville State
11/9/19	at Boston College
10/20/18	Wake Forest
9/29/18	at Louisville
12/27/17	vs. USM (Indep. Bowl)
12/2/17	ULM
11/18/17	Delaware State
11/26/16	Florida
12/6/14	vs. Ga. Tech (ACC Champ.)
11/22/14	Boston College
9/6/14	The Citadel



2022 FSU FOOTBALL

SEASON RECAP

2022 ALL-ACC

First Team Offense

QB Drake Maye, UNC
 RB Israel Abanikanda, Pitt
 RB Will Shipley, CU
 WR Zay Flowers, BC
 WR Josh Downs, UNC
 WR A.T. Perry, WF
 TE Oronde Gadsden II, SU
 AP Will Shipley, CU
 OT Jordan McFadden, CU
 OT Graham Barton, DU
OG Dillan Gibbons, FSU
 OG Chandler Zavala, NCSU
 OG Marcus Minor, Pitt
 C Grant Gibson, NCSU

First Team Defense/Specialists

DE Jared Verse, FSU
 DE Myles Murphy, CU
 DT Calijah Kancey, Pitt
 DT Tyler Davis, CU
 LB Cedric Gray, UNC
 LB Yasir Abdullah, UL
 LB SirVocea Dennis, Pitt
 CB Aydan White, NCSU
 CB Anthony Johnson, UVA
 S Kam Kinchens, UM
S Jammie Robinson, FSU
 PK Christopher Dunn, NCSU
 P Lou Hedley, UM
 SP Will Shipley, CU

Second Team Offense

QB Jordan Travis, FSU
 RB Sean Tucker, SU
RB Trey Benson, FSU
 WR Jared Wayne, Pitt
 WR Tyler Hudson, UL
WR Johnny Wilson, FSU
 TE Will Mallory, UM
 AP Josh Downs, UNC
 OT Matthew Bergeron, SU
OT Robert Scott, FSU
 OG Sean Maginn, WF
 OG Caleb Chandler, UL
 C Bryan Hudson, UL

Second Team Defense/Specialists

DE K.J. Henry, CU
 DE Donovan Ezeiruaku, BC
 DT DeWayne Carter, DU
 DT Bryan Bresee, CU
 LB Drake Thomas, NCSU
 LB Nick Jackson, UVA
 LB Ayinde Eley, GT
 CB Fentrell Cypress, UVA
 CB Storm Duck, UNC
 S Tanner Ingle, NCSU
 S Erick Hallett II, Pitt
 PK B.T. Potter, CU
 P Daniel Sparks, UVA
 SP M.J. Devonshire, Pitt

Third Team Offense

QB Sam Hartman, WF
 RB Henry Parrish Jr., UM
 RB Justice Ellison, WF
 WR Jalon Calhoun, DU
 WR Antoine Green, UNC
 WR Keytaon Thompson, UVA
 TE Davis Allen, CU
 AP Sean Tucker, SU
 OT Matt Goncalves, Pitt
 OT Asim Richards, UNC
OG D'Mitri Emmanuel, FSU
 OG Jake Kradel, Pitt
 C Will Putnam, CU

Third Team Defense/Specialists

DE Yaya Diaby, UL
 DE Keion White, GT
 DT Kobie Turner, WF
 DT Cory Durden, NCSU
 LB Charlie Thomas, GT
 LB Trenton Simpson, CU
 LB Mikel Jones, SU
 CB Kei'Trel Clark, UL
 CB Tyrique Stevenson, UM
 S Darius Joiner, DU
 S LaMiles Brooks, GT
 PK James Turner, UL
 P Ben Kiernan, UNC
 SP Jalon Calhoun, DU

Honorable Mentions

Boston College: DT Chibueze Onwuka, LB Vinny DePalma, CB Elijah Jones, CB Josh DeBerry, S Jaiden Woodbey; **Clemson:** WR Antonio Williams, OG Walker Parks, OG Marcus Tate, DT Ruke Orhorhoro, LB Jeremiah Trotter Jr., LB Barrett Carter, CB Sheridan Jones, CB Nate Wiggins, S Andrew Mukuba, S Jalyn Phillips; **Duke:** QB Riley Leonard, AP Jalon Calhoun, C Jacob Monk, LB Shaka Heyward, S Brandon Johnson, P Porter Wilson; **Florida State:** RB Treshaun Ward, C Maurice Smith, DT Fabien Lovett, DT Robert Cooper, LB Tatum Bethune, CB Renardo Green, SP Mycah Pittman; **Georgia Tech:** WR Nate McCollum, AP Hassan Hall, CB Zamari Walton; **Louisville:** RB Tiyon Evans, TE Marshon Ford, OT Renato Brown, DT Ashton Gillette, LB Momo Sanogo, P Mark Vassett; **Miami:** OG Jalen Rivers, DE Akheem Mesidor, DT Leonard Taylor III, PK Andres Borregales; OT DJ Scaife Jr.; **NC State:** WR Thayer Thomas, DT Timothy McKay, LB Isaiah Moore, LB Payton Wilson, CB Tyler Baker-Williams; **North Carolina:** TE Bryson Nesbit, C Corey Gaynor, LB Power Echols; **Pitt:** C Jake Kradel, DE Deslin Alexandre, CB M.J. Devonshire, CB Marquis Williams, S Brandon Hall; **Syracuse:** RB Marlowe Wax, CB Duce Chestnut, CB Garrett Williams, S Ja'Had Carter; **Virginia:** DE Chico Bennett, DT Aaron Faumui; **Virginia Tech:** WR Kaleb Smith, OT Silas Dzansi, DE Tyjuan Garbutt, LB Dax Hollifield, CB Mansoor Delane, SP Tucker Holloway; **Wake Forest:** WR Jahmal Banks, OT DeVonte Gordon, OG Loic Ngassam Nya, C Michael Jurgens, DE Jasheen Davis, DE Rondell Bothroyd, LB Ryan Smenda Jr.

- » Against No. 4 Clemson, FSU ran for 206 yards and passed for 254 yards versus a Clemson defense that was No. 2 in the country with 62.2 rush yards allowed per game. The last time an opponent had 200 yards passing and rushing against the Tigers was the 2020 CFP Semifinal against Ohio State. FSU averaged 6.1 yards per rush against Clemson, the most since Alabama in the 2016 National Championship Game.
- » Quarterback **Jordan Travis** rushed for 108 yards against the Wolfpack, his fifth career 100-yard rushing game.
- » FSU ran for five touchdowns in the 45-38 win vs. Florida, with three from Benson and two from Travis. It was the most rushing touchdowns allowed by Florida since 1997, and FSU's 45 points were the 2nd-most for the Noles in series history. The offense's 497 total yards were FSU's most vs. Florida since 1994.
- » FSU now has 18 200-yard rushing games under Atkins, with eight coming in 2022. FSU's 642 yards of total offense vs. Georgia Tech were the Noles' most since 2016 against Syracuse (654).
- » In the Cheez-It Bowl against Oklahoma, Travis passed for a career-high 418 yards, and his 468 yards of total offense set an FSU bowl record. Receiver **Johnny Wilson** set a school bowl record with 202 receiving yards, and **Treshaun Ward** tied the school bowl record with two rushing touchdowns.
- » Travis had 396 passing yards against Georgia Tech, and for just the third time in school history FSU had a 375-yard passer (Travis), a 100-yard rusher (Benson, 111) and a 100-yard receiver (**Johnny Wilson**, 111).
- » FSU's 406 rushing yards vs. Duquesne were the most for the Seminoles since 2016 against USF, and the 33 first downs were the most since 2016 against Syracuse. It was the 5th-most rushing yards for any Power 5 team in 2022, and one of just two 400-yard rushing, 200-yard passing performances this season.
- » Against Duquesne, the line blocked for three players - Ward, Benson and Toafili - that ran for over 100 yards, the first time in school history FSU had three players run for at least 100 yards in the same game. Against Boston College, that trio combined for four touchdowns, the second time that all three have scored a touchdown.
- » For the first time since 2014 and just the fourth time overall in a road ACC game, FSU had a 125-yard rusher and receiver at Louisville. Ward ran 10 times for 126 yards (one shy of his career high), while Wilson caught seven passes for 149 yards and two touchdowns (all career highs).
- » Under Atkins, FSU's offensive line has blocked for 18 games of at least 200 rushing yards and 19 games with at least 400 yards of total offense, including seven with more than 500 yards and two 600-yard games.

DEFENSE DOMINANT AT END OF REGULAR SEASON

- » Florida State won four consecutive games by at least 25 points, the longest streak for the Seminoles since a school-record nine straight games in 2013.
- » The Noles led the ACC in passing yards per game allowed (165.4, 4th nationally) and total defense (321.8, 15th nationally) and were 3rd in scoring defense (20.6 ppg, 20th nationally).
- » The Seminoles outscored Louisiana (49-17), Syracuse (38-3), Miami (45-3) and Georgia Tech (41-16) to the tune of 173-39. FSU allowed exactly three points in the first half of each game, leading 24-3 against Georgia Tech and Syracuse; 31-3 at Miami; and 35-3 vs. Louisiana.
- » **Over those four games, opponents had 26 first-half drives: 19 punts, 4 made field goals, 1 interception, 1 missed field goal and 1 turnover on downs.**
- » FSU held Miami (62) and Syracuse (65) to the two lowest passing totals for an ACC team. FSU was the first team to hold consecutive FBS teams to 65 or fewer passing yards since Appalachian State in 2019; it was FSU's first time holding consecutive opponents under 200 total yards since 2012 (three games); and the first time since 2013 that FSU held consecutive opponents to three or fewer points.
- » Before the Ragin' Cajuns scored a fourth-quarter touchdown with Florida State leading 49-3, FSU's defense had not allowed a touchdown in 32 consecutive drives.

VERSE AMONG TOP D-ENDS IN COUNTRY

- » First team All-ACC defensive end **Jared Verse** led FSU with 17.0 tackles for loss and 9.0 sacks and had at least 0.5 TFL in every game he finished. The projected first-round pick announced he would return to FSU for the 2023 season.
- » **Verse led the ACC and was 17th nationally with 0.75 sacks per game; he was 10th nationally and 2nd in the ACC with 1.4 tackles for loss per game. He was the only player in the ACC and one of two Power 5 players with four games of 2.5 tackles for loss in 2022.**

Jared Verse Game-by-Game

vs. Duquesne	4 tackles, 1.5 TFL, 1.0 sack
vs. LSU	3 tackles, 2.5 TFL, 2.0 sack
<i>Field Goal block</i>	
at Louisville	2 tackles
<i>Missed second half due to injury</i>	
vs. Wake Forest	4 tackles, 2.5 TFL, 1.0 sack
<i>23 snaps in return from injury</i>	
at NC State	5 tackles, 1.0 TFL, 1 QB hurry
vs. Clemson	5 tackles, 1.0 TFL
vs. Ga. Tech	5 tackles, 2.5 TFL, 0.5 sack
at Miami	2 tackles, 1.0 TFL, 1.0 sack
<i>Fumble recovery for 10 yards</i>	
at Syracuse	4 tackles, 1.0 TFL, 1.0 sack
vs. Louisiana	2 tackles, 1.0 TFL, 1.0 sack
vs. Florida	5 tackles, 0.5 TFL
vs. Oklahoma	7 tackles, 2.5 TFL, 1.5 sack
Season:	48 tackles, 17.0 TFL, 9.0 sack
	1 FG block, 1 fumble recovery



2022 TEAM AWARDS

Offensive Most Improved Player	Lawrance Toafili Kentron Poitier
Defensive Most Improved Player	Renardo Green Jarrian Jones
Crenshaw Award	Mycah Pittman Camren McDonald <i>Presented by the Tallahassee QB Club to the offensive player with the most heart</i>
Monk Bonasorte Award	Kalen DeLoach Tatum Bethune <i>Presented by the Tallahassee QB Club to the defensive player with the most heart</i>
Don Powell Award	Offensive Line (Darius Washington, Dillan Gibbons, Maurice Smith, Robert Scott, D'Mitri Emmanuel, Jazston Turnetine) <i>Presented by the Orlando Seminole Club to the Unsung Heroes</i>
Bill McGrotha Award	Amari Gainer, Dillan Gibbons, Gino English, Ryan Fitzgerald, Jaden Floyd, Derrick McLendon II <i>Presented by the Tallahassee QB Club to the top Humanitarians</i>
Devaughn Darling Award	Josh Farmer, Patrick Payton <i>Presented to the defensive freshmen of the year</i>
Offensive Newcomers of the Year	Johnny Wilson Trey Benson
Special Teams Newcomer of the Year	Mycah Pittman
Bobby Bowden Leadership Award	Fabien Lovett Robert Cooper
Offensive Scout Team Players of the Year	Gino English Caziah Holmes
Defensive Scout Team Players of the Year	Liam McCormick Bishop Thomas
Special Teams Scout Team Players of the Year	Wyatt Rector Brendan Gant
Defensive MVPs	Jared Verse Jammie Robinson
Offensive MVP	Jordan Travis

- » Verse had a season-high seven tackles in the Cheez-It Bowl, including 1.5 sacks and 2.5 tackles for loss. He teamed up with **Dennis Briggs Jr.** for a sack on Oklahoma's final play of the game after FSU took the lead in the final minute.
- » As a team, FSU had a season-high six sacks against Oklahoma, the 2nd-most in a bowl game in school history.
- » After missing the previous game-and-a-half due to injury, Verse had 2.5 tackles for loss and 1.0 sack against No. 22 Wake Forest. He played just 23 snaps against the Demon Deacons.
- » Against Louisiana, he had a seven-yard sack, one of FSU's four in the game, tying a season high (Georgia Tech, Wake Forest, LSU). At Miami, Verse had a 12-yard sack and returned a fumble 10 yards, the first fumble recovery of his career. FSU's four takeaways at Miami were a season high. Verse added a six-yard sack at Syracuse and was one of three Noles to lead the team with four tackles.
- » In a breakout game against LSU, all three of Verse's tackles were behind the line of scrimmage - 2.0 sacks and 2.5 tackles for loss. He also blocked a field goal in the second quarter, FSU's first since the 2020 season opener against Georgia Tech.
- » In his FSU debut against Duquesne, Verse had the Seminoles' only sack and 1.5 tackles for loss. The Albany transfer - one of the top newcomers of the 2022 class - has 21 career starts, with eight coming at Florida State.
- » **Patrick Payton** was named the ACC Defensive Rookie of the Year after leading all ACC freshmen with 4.0 sacks. All four of Payton's sacks were in ACC play, and he was 6th in the conference with 38 sack yards lost in ACC play. Payton and teammate **Joshua Farmer** led all ACC freshmen with 6.0 tackles for loss.
- » Payton set a career high with six tackles at NC State, including three tackles and his first career pass breakup on one series. Payton's forced fumble at Miami was the first of his career, and he also had a 10-yard sack against the Hurricanes. Payton had a 10-yard sack in the Cheez-It Bowl against Oklahoma.
- » Farmer recorded his first sack against Wake Forest and his second on fourth down against Louisiana. He had at least 1.0 TFL in six games.
- » **Robert Cooper** and **Fabien Lovett** were both All-ACC Honorable Mentions in 2022 and combined to start 72 career games. The pair combined for 29 tackles and 1.0 sack this year after Lovett's 7-yard sack at Miami. Lovett also forced the first fumble of his career against Louisiana, recovered by **Shyheim Brown**. It was the only takeaway for either team in the contest and FSU's seventh fumble recovery of the year.
- » **Derrick McLendon II** started 12 games in 2022 - the first starts of his career. McLendon recorded a five-yard sack against Louisville and returned a fumble 15 yards, the second fumble recovery of his career. McLendon made 37 tackles, 5.0 TFL and 3.5 sacks on the year. McLendon's career-high eight tackles led FSU against No. 4 Clemson, including his third sack of the season.
- » **Leonard Warner III** started two games in 2022 and had a career-high 1.5 sacks against Georgia Tech. Warner played in 58 career games over five seasons at Florida State and forced the first fumble of his career in the Cheez-It Bowl against Oklahoma.
- » Miami was held to just 188 total yards and 3.6 yards per play. Syracuse had 160 yards and 3.3 yards per play, the fewest yards of offense against FSU since BC's 146 in 2016.
- » Against Georgia Tech, FSU allowed just 24 yards on 24 plays in the first half, with eight tackles for loss. The Yellow Jackets' three points came on a three-yard drive. FSU set a season high with 10 tackles for loss against Georgia Tech. Florida State's defense held Duquesne to just 164 total yards. The Dukes averaged just 3.1 yards per rush and had four rushing first downs.

2022	DE Patrick Payton (Defense)
2016	QB Deondre Francois (Offense & Overall)
2013	QB Jameis Winston (Offense & Overall)
2012	CB Ronald Darby (Defense)
2010	CB Xavier Rhodes (Defense)
2001	QB Chris Rix (Overall)
1997	RB Travis Minor (Overall)
1992	WR Tamarick Vanover (Overall)

VANCE LEADS FSU IN TAKEAWAYS

- » Florida State had 16 takeaways in 2022, including a season-high four at Miami (two interceptions, two fumbles). It was the first time since 2020 against Duke that FSU forced four takeaways in a game and the first time since beating No. 3 Clemson in 2013 that FSU had multiple fumble recoveries and multiple interceptions in a game.
- » **Greedy Vance Jr.** was the only Seminole with multiple interceptions this year - against Boston College and in back-to-back games at Miami and Syracuse. Vance tied for 3rd in the ACC with three interceptions.
- » **Azareye'h Thomas** had his first career interception against the Hurricanes, and **Jared Verse** and **Malcolm Ray** recovered the first fumbles of their careers.

vs. OU	9:41, 4Q	J. Robinson FUM (D. Cooper force)
vs. UF	14:53, 2Q	J. Jones INT
vs. UL	9:51, 3Q	S. Brown FUM (F. Lovett force)
at SU	13:56, 4Q	G. Vance INT
at UM	0:49, 4Q	A. Thomas INT
at UM	11:10, 4Q	M. Ray FUM (P. Payton force)
at UM	2:13, 3Q	J. Verse FUM
at UM	6:08, 2Q	G. Vance INT
at NCST	4:13, 2Q	J. Robinson INT
vs. BC	7:34, 2Q	G. Vance INT
vs. BC	13:55, 1Q	O. Cooper INT
at UL	0:37, 4Q	K. Knowles INT
at UL	1:37, 3Q	T. Bethune FUM (D. Lundy force)
at UL	10:30, 2Q	D. McLendon FUM
vs. LSU	1:20, 4Q	B. Gant FUM (punt)
vs. LSU	3:15, 2Q	W. Rector FUM (punt)



CAREER STARTS

Player	'18	'19	'20	'21	'22	Strk	Ttl
OFFENSE							
Trey Benson	-	-	-	-	6	6	6
Preston Daniel	-	-	2	-	2	-	4
Ja'Khi Douglas	-	-	1	3	-	-	4
Markeston Douglas	-	-	-	-	4	1	4
D'Mitri Emmanuel ¹	-	12	6	7	13	13	38
Dillan Gibbons ²	-	-	1	11	13	16	25
Bless Harris ³	-	2	5	-	1	-	8
Keyshawn Helton	1	4	2	2	-	-	9
Kayden Lyles ⁴	7	4	4	1	-	-	16
Malik McClain	-	-	-	9	3	-	12
Camren McDonald	-	-	9	11	10	-	30
Mycah Pittman ⁵	-	1	4	7	7	-	19
Tate Rodemaker	-	-	1	-	-	-	1
Mike Roussos ⁶	5	8	NA	4	-	-	17
Robert Scott Jr.	-	-	7	11	11	8	29
Thomas Shrader	-	-	1	-	-	-	1
Maurice Smith	-	2	7	8	12	12	29
Lawrance Toafili	-	-	2	2	6	1	10
Jordan Travis	-	-	6	8	13	16	27
Jazston Turnetine ⁷	-	-	3	7	8	-	18
Treshaun Ward	-	-	-	-	6	-	6
Darius Washington	-	3	5	12	7	1	27
Johnny Wilson ⁸	-	-	1	2	13	13	16
Ontaria Wilson	2	7	8	11	8	3	36
Winston Wright Jr. ⁹	-	2	3	11	-	-	16

¹at Charlotte, 2019-21

⁶at Columbia, 2018-21

²at Notre Dame, 2020

⁷at South Carolina, 2020-21

³at Lamar, 2019-20

⁸at Arizona State, 2020-21

⁴at Wisconsin, 2018-21

⁹at West Virginia, 2019-21

⁵at Oregon, 2019-21

Player	'18	'19	'20	'21	'22	Strk	Ttl
DEFENSE							
Tatum Bethune ¹	-	-	5	12	11	3	28
Dennis Briggs Jr.	-	2	3	2	3	-	10
Shyheim Brown	-	-	-	-	2	-	2
Omarion Cooper	-	-	-	3	4	-	7
Robert Cooper	-	13	5	10	13	18	41
Kalen DeLoach	-	-	1	11	13	22	25
Akeem Dent	-	5	5	8	12	1	30
Stephen Dix Jr.	-	-	5	-	-	-	5
Malik Feaster ²	5	9	2	5	-	-	21
Amarri Gainer	-	9	5	3	1	-	18
Brendan Gant	-	1	3	2	-	-	6
Renardo Green	-	-	5	2	12	8	19
Travis Jay	-	-	2	1	-	-	3
Jarrian Jones ³	-	1	3	6	10	3	20
Kevin Knowles II	-	-	-	7	11	2	18
Fabien Lovett ⁴	-	13	2	9	7	-	31
DJ Lundy	-	-	-	11	2	-	13
Jarques McClellion ⁵	9	11	-	-	-	-	20
Derrick McLendon II	-	-	-	-	12	8	12
Malcolm Ray	-	-	-	2	5	1	7
Jammie Robinson ⁶	-	3	10	11	13	24	37
Greedy Vance Jr. ⁷	-	-	-	9	-	-	9
Jared Verse ⁸	-	-	1	11	9	5	21
Leonard Warner III	4	12	4	-	2	-	22
Sidney Williams	-	-	-	4	-	-	4

¹at UCF, 2020-21

⁵at South Carolina, 2019-20

²at Jacksonville St, 2018-21

⁶at Louisville, 2021

³at Mississippi State, 2019

⁷at Albany, 2020-21

⁴at Arkansas, 2018-19

- » **Shyheim Brown** fell on a fumble forced by **Fabien Lovett** vs. Louisiana, the first of both players career. **Jarrian Jones** intercepted a Florida pass, his first of the season and second of his career.
- » The Noles fell on both of LSU's muffed punts in the 24-23 win in the Superdome. **Wyatt Rector** and **Brendan Gant** recovered one each in the Red Zone, the first of their careers.
- » FSU's defense forced three takeaways at Louisville - two more fumble recoveries and an interception. It was the first time since 2014 against NC State and Wake Forest that FSU recovered multiple fumbles in consecutive games.
- » **Derrick McLendon II** and **Tatum Bethune** recovered the fumbles against the Cardinals, while **DJ Lundy** forced the first of his career.
- » On Louisville's final snap of the game, **Kevin Knowles II** intercepted Malik Cunningham to seal the 35-31 victory. It was Knowles' first career interception and the first for FSU this season.
- » **Omarion Cooper** and Vance intercepted Boston College in the first half. It was Cooper's third career interception and first of 2022. Cooper's interception was on the Eagles' opening drive, FSU's first takeaway on an opening drive in 12 games (week 3, 2021 at Wake Forest), and led to a touchdown.
- » **Jammie Robinson** picked off NC State in the first half, leading to an FSU touchdown. Robinson recovered a fumble in the Cheez-It Bowl that was forced by Cooper - the first recovery for Robinson and the first forced fumble from Cooper.

BETHUNE, DELOACH LEAD LB CORPS

- » **Tatum Bethune** had a season-high 14 tackles and 2.5 tackles for loss at No. 14 NC State. His tackles total was the most for a Seminole, and Bethune was one of two players in the ACC with 14 tackles and 2.5 TFL in a game in 2022. With a game-high 11 tackles against Florida, he now has 10 career double-digit tackle games and three at Florida State (10 vs. Louisville).
- » Bethune set a career high with 1.5 sacks against Georgia Tech. He led FSU's linebackers with 84 tackles in 2022 and was 2nd on the team in tackles and tackles for loss (9.5). Bethune also recovered a fumble at Louisville, the first of his career.
- » Bethune started his first eight games as a Seminole and had 11 starts for the season. He had seven solo tackles against LSU, with 1.0 sack and 2.0 tackles for loss. Against Duquesne, Bethune had one of the Noles six tackles for loss and one of five pass breakups. He added a TFL and QB hurry vs. No. 22 Wake Forest.
- » **Kalen DeLoach** had 65 tackles on the season, with a season-high eight in the Cheez-It Bowl against Oklahoma, including 2.0 TFL. He had seven against LSU, Louisville and Boston College. He led FSU with seven pass breakups and was 3rd on the team in tackles and tackles for loss (7.5).
- » DeLoach sacked Louisville quarterback Malik Cunningham for an 11-yard loss. He had 2.0 TFL for 12 yards against the Cardinals, and his final two tackles came on Louisville's final drive.
- » Against LSU, DeLoach added seven tackles with 0.5 sack and 1.0 tackle for loss.
- » **DJ Lundy** had 48 tackles, 5.0 tackles for loss and 1.5 sacks in 2022. He forced a fumble against Louisville, the first of his career.
- » Lundy had one tackle against LSU, but his biggest contribution came on offense: lined up as the fullback, Lundy took his first career carry for a one-yard touchdown in the fourth quarter. His second carry was a touchdown against No. 4 Clemson, and his first career catch was a TD at Miami.
- » **Lundy became just the sixth player since 2000 with a rushing and receiving touchdown and at least 40 tackles in a season. He is the only player of the six with more than 1.0 sack.** In 2022, he had 40 more tackles than the next closest player with a rushing and receiving touchdown.
- » **Brendan Gant** was one of three Seminoles to record his first career sack against Boston College. Gant finished with five tackles and 1.5 tackles for loss in the contest, a new career high. Gant recorded his 100th career tackle against Miami and has 112 for his career after totaling a team-high six against Louisiana. Gant is a finalist for the Special Teams Player of the Year Award.

Rush TD, Rec. TD & 40 Tackles Since 2000

Year	Player	Rush TD	Rec. TD	40 Tackles
2022	DJ Lundy (FSU)	2	1	48 tck*
2021	Dillon Doyle (Baylor)	1	1	89 tck
2015	Charles Nelson (Oregon)	1	3	46 tck
2013	Malcolm Brown (Texas)	9	2	51 tck
2011	Brandon Boykin (UGA)	1	2	55 tck
2008	Darius Butler (UConn)	1	1	40 tck

*Lundy is the only player with 1.5 sacks

ALL-ACC SAFETY ROBINSON LEADS DBs

- » Safety **Jammie Robinson** became FSU's first back-to-back first-team All-ACC defender since 2015 after leading FSU with 99 tackles on the year. Robinson also had 5.0 tackles for loss, 1.0 sack, five pass breakups, one interception and one fumble recovery.
- » Against Oklahoma in the Cheez-It Bowl, Robinson had a game-high 13 tackles and tallied his first sack of the season and his first career fumble recovery.
- » Robinson had 10 tackles against Florida in the regular season finale and has 28 in his last two games against the Gators. Robinson declared for the NFL Draft after 13 career double-digit tackle games and 319 career tackles.
- » He also had a season-high 13 stops against Wake Forest and was named the ACC Defensive Back of the Week. Robinson returned his first punt at FSU seven yards against Louisiana.
- » At No. 14 NC State, Robinson intercepted a pass in the second quarter that led to an FSU touchdown. He had seven career interceptions, with five coming at FSU.



All-ACC First-Team Defense Back-to-Back Seasons, FSU

2021-22	S Jammie Robinson
2014-15	CB Jalen Ramsey
2012-13	DB Lamarcus Joyner
1999-2000	LB Tommy Polley
1998-99	DT Corey Simon
1995-96	DE Reinard Wilson
1993-94	DE Derrick Alexander
1993-94	CB Clifton Abraham
1992-94	LB Derrick Brooks
1992-93	CB Corey Sawyer

- » Against Duquesne, Robinson was one of six Seminoles with a game-high four tackles. He also tied a career high with two pass breakups. Robinson was a Senior Bowl All-American.
- » FSU held Miami (62) and Syracuse (65) to the two lowest passing totals in the ACC this season. It was the first time a team held back-to-back FBS opponents to 65 or fewer passing yards since Appalachian State in 2019. Against Louisiana, FSU had a season-high nine pass breakups.
- » **Akeem Dent** set a career high with 10 tackles at Louisville and added nine more at NC State. He was 5th on the team with 53 tackles. Dent also leads FSU with 15 career PBUs, including four in 2022.
- » Cornerback **Renardo Green** had nine tackles against Louisville and Wake Forest, tying his career high. Green was 4th on the team with 58 tackles. **Omarion Cooper** made four starts this season and had an interception on Boston College's opening drive. In the Cheez-It Bowl, Cooper forced the fumble that Jammie Robinson recovered, the first of his career.
- » **Jarrion Jones** intercepted his first pass of the season and second of his career on the first play of the second quarter against Florida. Jones had 19 tackles and four pass breakups on the year and started 10 games.
- » **Greedy Vance** was 3rd in the ACC with three interceptions. He had a pick in back-to-back games against Miami and Syracuse as well as one against Boston College.
- » **Kevin Knowles II** sealed FSU's 35-31 win at Louisville with an interception with 37 seconds remaining in the game. The interception was the first of the sophomore's career and the first for FSU this season.
- » **Azareye'h Thomas** played significant minutes in FSU's win vs. Boston College, notching 2.0 tackles for loss, the first of his career. Thomas had his first career interception on the final drive of FSU's 45-3 win at Miami.
- » **Shyheim Brown** earned the first sack of his career against the Eagles and had 1.5 total TFL. He earned his first career start at Syracuse and recovered his first career fumble against Louisiana. Brown set a career high with seven tackles against No. 4 Clemson and had the game-sealing blocked PAT in FSU's 24-23 win vs. LSU.

- » Against Florida, Brown made his second start and tied a career high with seven tackles, including 0.5 sacks. He also had the first two pass breakups of his career.

SPECIALISTS

- » Earning his first career kickoff return opportunity, **Trey Benson** took the opening kick against Boston College 93 yards for a touchdown. It was FSU's first kickoff return touchdown since the 2013 BCS National Championship Game and just the third to open a game in school history.
- » Benson was one of 29 players in the country with a kick return touchdown in 2022.
- » Florida State special teams were the deciding factor in the one-point win against LSU. FSU recovered two muffed punts and blocked two kicks, none bigger than **Shyheim Brown's** blocked PAT as time expired to secure the win.
- » **Wyatt Rector** and **Brendan Gant** both fell on muffed punts in the Red Zone. They were FSU's first takeaways of the season and were the first recovered fumbles in both players' career.
- » In the second quarter, **Jared Verse** blocked an LSU field goal, FSU's first blocked field goal since doing it twice against Georgia Tech in the season opener in 2020. Brown's blocked PAT was also the first for FSU since the Georgia Tech game in 2020.
- » Redshirt sophomore **Ryan Fitzgerald** tied a career high with 11 points against Duquesne and Georgia Tech, connecting on two field goals and all five PATs in both games. He also scored 11 points in 2021 against Miami and UMass.
- » In the Cheez-It Bowl, Fitzgerald scored nine points, including the game-winning 32-yard field goal with 55 seconds remaining. His 184 career points are good for 19th in FSU history.
- » Fitzgerald made a field goal to end the first half in four games this season, including three consecutive against Georgia Tech, Miami and Syracuse.
- » Against Florida, Fitzgerald made all six point-after tries and a 46-yard field goal, his second-longest of the season. He made a 47-yard field goal at NC State, the second-longest of his career.
- » **FSU punted just 34 times in 2022, the fewest in a season in school history.** The previous mark of 35 punts was set in the 1988 and 1993 seasons, as well as the COVID-shortened 2020 year.
- » Punter **Alex Mastromanno** is averaging 42.7 yards per punt for his career. He had a streak of 100 consecutive punts without a touchback that extended from his first career game in 2020 to earlier this season. The Seminoles did not punt against Georgia Tech on October 29, the first time since 2010 against Samford - and the second time in records dating back to 2000 - that FSU did not punt in a game.

- » Mastromanno punted six total times at Miami and Syracuse, and the opponent average start after those punts was their own 7-yard line (2, 3, 17 at Miami; 5, 7, 8 at Syracuse).
- » **Mycah Pittman** had 18 punt returns for 169 yards and was named an Honorable Mention All-ACC specialist. His first five returns combined to go 34 yards before his lone return against Wake Forest went 34 yards, the longest of his career and FSU's longest since D.J. Matthews' 74-yard punt return touchdown at Miami in 2018. Pittman also had a 31-yard punt return against No. 4 Clemson.
- » **Ontaria Wilson** topped Pittman's long return with a 51-yarder at NC State late in the first half that set up Fitzgerald's 47-yard field goal.
- » **Jammie Robinson** returned his first punt as a Seminole seven yards against Louisiana.
- » Florida State has not allowed a kickoff return touchdown in nearly two decades - a span of 243 games dating to Sept. 25, 2004.

NOLES OPENING HALF WITH POINTS

- » Florida State scored points on 19 of its 26 possessions to open a half this season, including 16 touchdowns.
- » Over a four-game stretch, Florida State led its opponents 24-3 (Georgia Tech), 31-3 (Miami), 24-3 (Syracuse) and 35-3 (Louisiana) at halftime.
- » FSU scored the game-winning points on its first drive at Miami with a 56-yard touchdown pass from **Jordan Travis** to **Ontaria Wilson** and at Syracuse on a three-yard touchdown run by Travis.
- » FSU scored 21 points in the first quarter against Louisiana, the second time this season FSU scored 21 in a frame (1st quarter vs. Boston College). It was also the second time the Noles scored three offensive touchdowns in a quarter this year (1st quarter vs. Duquesne).
- » Against Florida, FSU opened the second half with a field goal and outscored the Gators 17-0 in the third quarter.
- » The Seminoles led the ACC and were 3rd in the country with a 61.5 percent touchdown rate on opening drives in a half.



SEASON RECAP

ASSISTANT COACHES PROVIDE STABILITY, CONSISTENCY IN 2022

- » All 10 of Florida State's assistant coaches in 2022 were on staff in 2021, with head coach **Mike Norvell** adjusting the roles of three coaches after the 2021 season - **Alex Atkins** was promoted to offensive coordinator, **Randy Shannon** was promoted to co-defensive coordinator and linebackers coach and **Tony Tokarz** was promoted to quarterbacks coach. In 2021, Atkins was the offensive line coach (he continued to coach the o-line in 2022), while Shannon and Tokarz were senior analysts for the Seminoles.
- » Associate head coach and defensive tackles coach **Odell Haggins** is in his 29th season as an FSU coach and his 34th year with the program after an All-American playing career for the Seminoles.
- » Haggins, who is 4-2 in two stints as FSU's interim head coach, including a win in the 2017 Independence Bowl, is the longest-tenured assistant coach at one school in college football.
- » A Bartow, Florida, native, Haggins was inducted into the Polk County Sports Hall of Fame in March 2022. He was inducted into the Florida State Athletics Hall of Fame in 2018.

83 NOLES PLAY VS. LOUISIANA

- » A season-high 83 players saw the field against Louisiana, including nine that were making their Florida State debut. In the season opener, 73 players played against Duquesne, with 28 making their Florida State debut.
- » In total, 42 Seminoles made their FSU debut in 2022:

Player	Debut	Tot. Gms.
*RB Trey Benson	DUQ	13
*LB Tatum Bethune	DUQ	13
*OL D'Mitri Emmanuel	DUQ	13
*WR Mycah Pittman	DUQ	13
*OL Jazston Turnetine	DUQ	13
DB Greedy Vance Jr.	DUQ	13
*WR Johnny Wilson	DUQ	13
TE Brian Courtney	DUQ	12
WR Deuce Spann	DUQ	12
*DE Jared Verse	DUQ	12
DB Azareye'h Thomas	DUQ	11
TE DJ Daniels	DUQ	9
DB Sam McCall	DUQ	8
DL Byron Turner Jr.	DUQ	8
RB CJ Campbell	GT	6
OL Kanaya Charlton	DUQ	5
OL Julian Armella	DUQ	4
OL Jaylen Early	DUQ	4
DB Malik Feaster	DUQ	4
RB Rodney Hill	DUQ	4
DL Daniel Lyons	DUQ	4
DL Dante Anderson	BC	3

MISCELLANEOUS

- » Florida State had three touchdown drives of three plays or fewer against Miami, the same number FSU had in the first eight games combined...**Trey Benson's** two touchdowns at Miami capped 7- and 39-yard drives, two of the five shortest drives by yards of the season...the 7-yard touchdown drive after a **Greedy Vance** interception was FSU's shortest since a 2-yard touchdown drive after an interception vs. Georgia Tech in 2015...**Johnny Wilson** caught a 24-yard touchdown at Syracuse, FSU's only touchdown on the first play of a drive...the eight-second drive was also FSU's shortest TD drive of the year...the Noles were 6-for-6 in the Red Zone against Miami, while Miami's lone Red Zone drive ended on **Jared Verse's** fumble recovery...the Noles were also 6-for-6 in the Red Zone against Louisiana, scoring a touchdown on all six opportunities...FSU was 5-for-5 in the Red Zone against Oklahoma in the Cheez-It Bowl...FSU scored on 84.8 percent of its Red Zone trips this season with touchdowns on 69.7 percent of Red Zone opportunities...FSU held Syracuse to one third-down conversion, the fourth opponent FSU held to two or fewer third-down conversions (Duquesne, NC State, Georgia Tech, Syracuse)...Louisiana had forced a turnover in all 10 games before facing Florida State. It was FSU's second turnover-free game of the year (Boston College)...four quarterbacks completed a pass against the Ragin' Cajuns when **Gino English** made his FSU debut and was 2-for-2 for 16 yards. Both completions went to **Mike Roussos**, his first catches as a Seminole...

Player	Debut	Tot. Gms.
P/K Mac Chimento	DUQ	3
QB AJ Duffy	DUQ	3
LB Omar Graham Jr.	DUQ	3
DL Aaron Hester	BC	3
DL George Wilson Jr.	DUQ	3
LB AJ Cottrill	DUQ	2
DL Shambre Jackson	GT	2
OL Daughtry Richardson	DUQ	2
WR Mike Roussos	DUQ	2
DL Bishop Thomas	BC	2
LB Emile Aime	Louisiana	1
DB Danj Altine	Louisiana	1
QB Gino English	Louisiana	1
WR Jeremiah Giedrys	Louisiana	1
*OL Bless Harris	DUQ	1
WR Fernando Padron	Louisiana	1
WR Carson Pielock	Louisiana	1
OL Qae'shon Sapp	Louisiana	1
DB Harold Stubbs IV	Louisiana	1
DB Christian White	Louisiana	1

*-started at least one game

Treshaun Ward scored a one-yard touchdown in the Cheez-It Bowl that capped a 15-play drive, tied for FSU's longest of the season... freshman tight end **Brian Courtney** caught a two-point conversion, the first points of his FSU career and the Noles' second successful two-point try on the year...FSU trailed Oklahoma 14-3 in the bowl game before rallying for victory. It was FSU's seventh bowl win after trailing by double-digits and first since the 2014 BCS National Championship Game, when FSU trailed Auburn 21-3 before winning 34-31.

BREAK THE ROCK

- » After each FSU win, and during various points of the offseason (end of spring and fall camp, after summer workouts), a player or coach is selected to break a rock with the opponent's logo. The rock is signed by each player and coach. Breaking the rock symbolizes the completion of a team objective.

Break the Rock, 2022	
35-32 win vs. Oklahoma (Cheez-It)	Offensive Line
45-38 win vs. Florida	QB Jordan Travis HC Mike Norvell
Dir. Strength and Conditioning Josh Storms	
49-17 win vs. Louisiana	OL Dillan Gibbons OC Alex Atkins
38-3 win at Syracuse	DC Adam Fuller
45-3 win at Miami	DT Fabien Lovett
41-16 win vs. Ga. Tech	QB Jordan Travis RB CJ Campbell
44-14 win vs. BC	RB Trey Benson
35-31 at Louisville	WR Johnny Wilson
24-23 win vs. LSU	DB Shyheim Brown
47-7 win vs. Duquesne	RB Treshaun Ward



2022 FSU FOOTBALL

BOBBY BOWDEN FIELD AT DOAK CAMPBELL STADIUM

STADIUM FACTS

2022 Capacity:	79,560
Surface:	419 Tiftway Bermuda
Location:	Pensacola Street & Stadium Drive
First Game:	October 7, 1950
Opponent:	Randolph-Macon
Score:	Florida State 40, Randolph-Macon 7
All-Time Doak Record:	314-104-4 (.749)
All-Time Record at Home:	322-108-4 (.747)

STADIUM RECORDS

PASSING YARDS

536, Chris Weinke vs. Duke	2000
521, Chris Weinke vs. Clemson	2000
508, Bill Cappleman vs. Memphis State	1969
482, Peter Tom Willis vs. Memphis State	1989
475, Devlin Hodges (Samford)	2018

PASSING TOUCHDOWNS

6, Peter Tom Willis vs. Memphis State	1989
6, Chris Weinke vs. Maryland	1999
5, many times, last Jameis Winston vs. Maryland	2013

RUSHING YARDS

322, Greg Allen vs. Western Carolina	1981
266, Dalvin Cook vs. USF	2015
222, Dalvin Cook vs. Miami	2015
212, Victor Floyd vs. South Carolina	1985
199, Cam Akers vs. Syracuse	2017

RUSHING TOUCHDOWNS

4, Greg Allen vs. Louisville	1982
4, Dalvin Cook vs. Clemson	2016
4, Cam Akers vs. Syracuse	2019
3, many times, last Trey Benson vs. Florida	2022

RECEIVING YARDS

260, Ron Sellers vs. Wake Forest	1968
238, Travis Rudolph vs. Wake Forest	2016
233, Dwight Jones (North Carolina)	2010
229, Ron Sellers vs. Virginia Tech	1967
218, Ron Sellers vs. Memphis State	1968

RECEIVING TOUCHDOWNS

5, Ron Sellers vs. Wake Forest	1968
5, Torry Holt (NC State)	1997
3, many times, last Travis Rudolph vs. Syracuse	2015

TACKLES

29, Dale McCullers vs. Texas A&M	1968
26, Dale McCullers vs. Florida	1968
22, Roy Bickford vs. Mississippi Southern	1961
21, Dale McCullers vs. Texas Tech	1967
21, Jimmy Heggins vs. Kansas State	1976



FIELD DEDICATED TO BOBBY BOWDEN

In a special ceremony prior to the Florida game on November 20, 2004, the home of Florida State football took on a meaning even more special when Bobby Bowden Field was dedicated. Now, with numerous additions to enhance the gameday experience, Seminole fans are treated to one of college football's greatest venues.

200 & 300

Bowden's 200th career victory came on Oct. 27, 1990, as FSU routed LSU, 42-3, in Tallahassee. In 2007, Bowden won his 300th game at FSU on the field that bears his name with a 24-16 win over Maryland. Bowden's final win on Bobby Bowden Field came two years later, on November 21, 2009 in a 29-26 win over the Terrapins.

ALL-TIME HOME RECORD

Florida State boasts a 314-104-4 all-time record at Doak Campbell Stadium with a winning percentage of 74.9. Overall, the Noles are 322-108-4 (.747) as the home team, which includes three seasons – 1947-49 – when they played their home games at Centennial Field. FSU was 8-4 at the downtown Tallahassee site, including 8-0 in coach Don Veller's first two seasons.

OSCEOLA & RENEGADE

One of the best traditions in college football unfolds right before kickoff as Osceola charges down the field atop Renegade - an Appaloosa horse - and plants a flaming spear at midfield. The tradition was born on Sept. 16, 1978 against Oklahoma State. Since then, six different Renegades and 16 different riders have made the ride and planted the spear at midfield.

300 WINS AT DOAK

FSU's 35-24 win over Louisville on Sept. 21, 2019 was the Seminoles' 300th win at Doak Campbell Stadium.





2022 FSU FOOTBALL

GAME RECAPS

GAME 1
SATURDAY, AUG. 27, 2022
TALLAHASSEE, FLA.

D **7** **47**

	1	2	3	4	F
Duquesne	0	0	7	0	7
Florida State	20	6	14	7	47

	DUQ	FSU
FIRST DOWNS	11	33
RUSHES-YDS (NET)	30-93	54-406
PASSING YDS (NET)	71	232
Passes Comp-Att-Int	7-17-0	14-22-1
TOTAL OFFENSE PLAYS-YDS	47-164	76-638
Fumble Returns-Yards	0-0	0-0
Punt Returns-Yards	0-0	2-7
Kickoff Returns-Yards	4-54	2-26
Interception Returns-Yards	1-50	0-0
Punts (Number-Avg)	8-37.6	1-52.0
Fumbles-Lost	1-0	1-0
Penalties-Yards	4-29	5-55
Possession Time	24:47	35:13
Third-Down Conversions	1 of 10	5 of 10
Fourth-Down Conversions	0 of 0	1 of 2
Red-Zone Scores-Chances	0-0	7-7
Sacks By: Number-Yards	1-7	1-6

Attendance: 51,207

RUSHING

FS - Ward 14-127; Benson 11-105; Toafili 13-101; Hill 9-55; Travis 4-11; Duffy 1-5; Rodemaker 2-2
DUQ - Ware 11-30; Macklin 4-23; Clements 4-16; Lucas 7-13; Menders 2-12; Brown 1-5; Mischler 1-(6)

PASSING

FS - Travis 11-15-0; 207, 0 TD; Rodemaker 2-6-1; 15, 0 TD; Duffy 1-1-0; 10, 0 TD
DUQ - Mischler 7-17-0; 71, 1 TD

RECEIVING

FS - Poitier 4-84; Pittman 4-44; Spann 3-40; Wilson 1-51; Williamson 1-10; McClain 1-3
DUQ - Janneh 3-44; Menders 2-8; Lutz 1-12; Brown 1-7



Treshaun Ward

GAME 2
SUNDAY, SEPT. 4, 2022
NEW ORLEANS, LA.

24 **23**

	1	2	3	4	F
Florida State	0	7	10	7	24
LSU	3	0	7	13	23

	FSU	LSU
FIRST DOWNS	22	25
RUSHES-YDS (NET)	38-132	30-139
PASSING YDS (NET)	260	209
Passes Comp-Att-Int	20-33-0	26-36-0
TOTAL OFFENSE PLAYS-YDS	71-392	66-348
Fumble Returns-Yards	0-0	0-0
Punt Returns-Yards	1-0	2-(-2)
Kickoff Returns-Yards	2-45	2-31
Interception Returns-Yards	0-0	0-0
Punts (Number-Avg)	2-46.0	2-43.5
Fumbles-Lost	1-1	2-2
Penalties-Yards	7-80	4-45
Possession Time	34:06	25:54
Third-Down Conversions	11 of 17	5 of 11
Fourth-Down Conversions	0 of 1	2 of 2
Red-Zone Scores-Chances	2-4	3-4
Sacks By: Number-Yards	4-19	0-0

Attendance: 68,388

RUSHING

FS - Ward 16-49; Travis 8-31; Spann 2-20; Benson 6-15; Toafili 4-9; Pittman 1-7; Lundy 1-1
LSU - Daniels 16-114; Cain 7-23; Goodwin 5-14; Williams 1-2; TEAM 1-(14)

PASSING

FS - Travis 20-33-0; 260, 2 TD
LSU - Daniels 26-35-0; 209, 2 TD; TEAM 0-1-0; 0, 0 TD

RECEIVING

FS - O. Wilson 7-102; J. Wilson 3-60; Pittman 3-45; McDonald 2-23; Spann 2-6; Toafili 1-10; M. Douglas 1-8; Ward 1-6
LSU - Jenkins 5-46; Thomas 5-44; M. Taylor 5-42; Nabers 5-34; Boutte 2-20; Lacy 1-14; K. Taylor 1-8; Bech 1-5; Goodwin 1-(4)



Shyheim Brown

GAME 3
FRIDAY, SEPT. 16, 2022
LOUISVILLE, KY.

35 **31**

	1	2	3	4	F
Florida State	14	0	7	14	35
Louisville	14	7	0	10	31

	FSU	UL
FIRST DOWNS	21	25
RUSHES-YDS (NET)	37-189	44-252
PASSING YDS (NET)	266	243
Passes Comp-Att-Int	19-27-2	21-34-1
TOTAL OFFENSE PLAYS-YDS	64-455	78-495
Fumble Returns-Yards	1-15	0-0
Punt Returns-Yards	2-9	3-14
Kickoff Returns-Yards	1-21	2-33
Interception Returns-Yards	1-0	2-20
Punts (Number-Avg)	4-43.2	5-46.4
Fumbles-Lost	0-0	2-2
Penalties-Yards	6-39	11-81
Possession Time	30:48	29:12
Third-Down Conversions	6 of 14	5 of 14
Fourth-Down Conversions	0 of 0	1 of 2
Red-Zone Scores-Chances	4-7	5-6
Sacks By: Number-Yards	2-16	4-28

Attendance: 46,459

RUSHING

FS - Ward 10-126; Benson 10-70; Toafili 6-20; Rector 1-0; Pittman 1-(1); Williamson 1-(3); TEAM 2-(5); Rodemaker 4-(8); Travis 2-(10)
UL - Cunningham 17-127; Jordan 17-91; Cooley 10-34

PASSING

FS - Travis 13-17-1; 157, 2 TD; Rodemaker 6-10-1; 109, 2 TD
UL - Cunningham 21-34-1; 243, 1 TD

RECEIVING

FS - J. Wilson 8-149; McDonald 2-45; O. Wilson 2-38; McClain 2-24; Toafili 2-9; Ward 2-(8); Pittman 1-7; Daniel 1-2
UL - Smith 5-50; Hudson 4-40; Cooley 4-36; Huggins-Bruce 3-61; Ford 3-15; Wiggins 2-41



Johnny Wilson



2022 FSU FOOTBALL

GAME RECAPS

GAME 4
SATURDAY, SEPT. 24, 2022
TALLAHASSEE, FLA.

	14	44	
--	-----------	-----------	--

	1	2	3	4	F
Boston College	0	0	7	7	14
Florida State	21	10	6	7	44

	BC	FSU
FIRST DOWNS	17	21
RUSHES-YDS (NET)	34-95	35-180
PASSING YDS (NET)	140	350
Passes Comp-Att-Int	18-29-2	19-31-0
TOTAL OFFENSE PLAYS-YDS	63-235	66-530
Fumble Returns-Yards	0-0	0-0
Punt Returns-Yards	0-0	1-18
Kickoff Returns-Yards	0-0	1-93
Interception Returns-Yards	0-0	2-0
Punts (Number-Avg)	7-47.0	2-46.0
Fumbles-Lost	0-0	0-0
Penalties-Yards	4-30	7-59
Possession Time	30:47	29:13
Third-Down Conversions	4 of 13	5 of 12
Fourth-Down Conversions	0 of 0	1 of 3
Red-Zone Scores-Chances	2-2	4-5
Sacks By: Number-Yards	0-0	3-18

Attendance: 79,560

RUSHING

FS - Benson 10-78; Ward 14-48; Hill 3-17; Travis 1-16; Toafili 4-12; Rodemaker 1-11; TEAM 2-(-2)
BC - Coleman 5-44; Garwo 9-41; Barfield 7-18; Flowers 1-5; Broome 4-3; Sinkfield 1-0; Williams 1-(-1); Morehead 1-(-3); Jurkovec 5-(-12)

PASSING

FS - Travis 16-26-0; 321, 1 TD; Rodemaker 3-3-0; 29, 0 TD; Duffy 0-2-0; 0, 0 TD
BC - Jurkovec 15-23-2; 105, 1 TD; Morehead 3-6-0; 35, 1 TD

RECEIVING

FS - Williamson 5-98; Pittman 4-45; O. Wilson 3-85; McDonald 2-52; J. Wilson 2-12; Poitier 1-31; McClain 1-21; Benson 1-6
BC - Flowers 7-45; Tomlin 2-31; Garwo 2-(-2); Witter 1-22; Takacs 1-12; Bond 1-11; Gill 1-9; Broome 1-5; Griffin 1-4; Barfield 1-3



Trey Benson

GAME 5
SATURDAY, OCT. 1, 2022
TALLAHASSEE, FLA.

	31	21	
--	-----------	-----------	--

	1	2	3	4	F
Wake Forest	7	14	7	3	31
Florida State	7	0	6	8	21

	WF	FSU
FIRST DOWNS	28	21
RUSHES-YDS (NET)	51-171	28-112
PASSING YDS (NET)	234	281
Passes Comp-Att-Int	22-34-0	23-35-0
TOTAL OFFENSE PLAYS-YDS	85-405	63-393
Fumble Returns-Yards	0-0	0-0
Punt Returns-Yards	1-0	1-34
Kickoff Returns-Yards	0-0	4-74
Interception Returns-Yards	0-0	0-0
Punts (Number-Avg)	3-38.3	4-42.2
Fumbles-Lost	0-0	3-1
Penalties-Yards	4-40	11-96
Possession Time	34:32	25:28
Third-Down Conversions	10 of 18	4 of 11
Fourth-Down Conversions	3 of 3	1 of 1
Red-Zone Scores-Chances	5-6	3-4
Sacks By: Number-Yards	1-7	4-31

Attendance: 69,749

RUSHING

FS - Ward 13-87; Toafili 5-13; Benson 4-10; Travis 6-2
WF - Ellison 18-114; Turner 20-64; TEAM 2-(-2); Hartman 11-(-5)

PASSING

FS - Travis 23-35-0; 281, 3 TD
WF - Hartman 22-34-0; 234, 2 TD

RECEIVING

FS - J. Wilson 6-85; Pittman 5-85; McDonald 2-31; M. Douglas 2-22; O. Wilson 2-16; Ward 2-14; Benson 2-9; McClain 1-15; Spann 1-4
WF - Perry 8-91; Williams 4-43; Banks 3-24; Greene 2-29; Bull 2-17; Turner 1-17; Ellison 1-10; Morin 1-3



Mycah Pittman

GAME 6
SATURDAY, OCT. 8, 2022
RALEIGH, N.C.

	17	19	
--	-----------	-----------	--

	1	2	3	4	F
Florida State	0	17	0	0	17
NC State	3	0	10	6	19

	FSU	NCST
FIRST DOWNS	15	19
RUSHES-YDS (NET)	28-206	46-182
PASSING YDS (NET)	181	125
Passes Comp-Att-Int	15-30-2	11-23-1
TOTAL OFFENSE PLAYS-YDS	58-387	69-307
Fumble Returns-Yards	0-0	0-0
Punt Returns-Yards	1-51	2-15
Kickoff Returns-Yards	1-13	1-16
Interception Returns-Yards	1-0	2-5
Punts (Number-Avg)	6-37.7	6-40.7
Fumbles-Lost	0-0	0-0
Penalties-Yards	10-100	8-70
Possession Time	26:36	33:24
Third-Down Conversions	5 of 13	2 of 13
Fourth-Down Conversions	0 of 2	0 of 1
Red-Zone Scores-Chances	2-2	4-4
Sacks By: Number-Yards	2-12	1-10

Attendance: 56,919

RUSHING

FS - Travis 7-108; Ward 5-51; Benson 6-25; Toafili 10-22
NCST - Houston 24-90; Chambers 7-39; Sumo-Karngbaye 8-37; Mimms 3-21; Jones 1-1; Leary 2-(-1); TEAM 1-(-5)

PASSING

FS - Travis 15-30-2; 181, 1 TD
NCST - Leary 10-21-1; 130, 1 TD; Chambers 0-1-0; 0, 0 TD; Thomas 1-1-0; -5, 0 TD

RECEIVING

FS - O. Wilson 4-57; Pittman 4-34; Toafili 3-24; J. Wilson 2-60; Benson 2-6
NCST - Sumo-Karngbaye 3-18; Houston 2-41; Jones 2-19; Lesane 1-25; Carter 1-23; Seabrough 1-4; Chambers 1-(-5)



Tatum Bethune



2022 FSU FOOTBALL

GAME RECAPS

GAME 7
SATURDAY, OCT. 15, 2022
TALLAHASSEE, FLA.



34

28



	1	2	3	4	F
Clemson	7	17	10	0	34
Florida State	7	7	0	14	28

	CU	FSU
FIRST DOWNS	18	28
RUSHES-YDS (NET)	44-167	34-206
PASSING YDS (NET)	203	254
Passes Comp-Att-Int	15-23-0	24-42-0
TOTAL OFFENSE PLAYS-YDS	67-370	76-460
Fumble Returns-Yards	0-0	0-0
Punt Returns-Yards	0-0	2-30
Kickoff Returns-Yards	1-69	1-14
Interception Returns-Yards	0-0	0-0
Punts (Number-Avg)	4-45.8	2-38.5
Fumbles-Lost	0-0	1-1
Penalties-Yards	8-72	3-17
Possession Time	31:14	28:46
Third-Down Conversions	9 of 17	7 of 13
Fourth-Down Conversions	1 of 1	1 of 4
Red-Zone Scores-Chances	3-3	3-4
Sacks By: Number-Yards	2-21	3-12

Attendance: 71,098

RUSHING

FS - Benson 7-69; Toafili 11-68; Travis 14-64; Rector 1-4; Lundy 1-1
CU - Shipley 20-121; Mafah 6-27; Uiagalelei 14-26; Williams 1-0;
TEAM 3-(-7)

PASSING

FS - Travis 24-42-0; 254, 2 TD
CU - Uiagalelei 15-23-0; 203, 3 TD

RECEIVING

FS - J. Wilson 6-75; Toafili 6-45; McDonald 4-19; M. Douglas 2-52;
McClain 2-28; Poitier 1-25; Pittman 1-6; J. Douglas 1-6; O. Wilson
1-(-2)
CU - Shipley 6-48; Mafah 3-13; Williams 2-76; Allen 2-40; Ngata
1-19; Briningstool 1-7



Jordan Travis

GAME 8
SATURDAY, OCT. 29, 2022
TALLAHASSEE, FLA.



16

41



	1	2	3	4	F
Georgia Tech	3	0	7	6	16
Florida State	7	17	7	10	41

	GT	FSU
FIRST DOWNS	16	32
RUSHES-YDS (NET)	30-66	43-246
PASSING YDS (NET)	198	396
Passes Comp-Att-Int	20-31-0	24-39-0
TOTAL OFFENSE PLAYS-YDS	61-264	82-642
Fumble Returns-Yards	1-71	0-0
Punt Returns-Yards	0-0	2-23
Kickoff Returns-Yards	0-0	2-36
Interception Returns-Yards	0-0	0-0
Punts (Number-Avg)	7-38.0	0-0-0
Fumbles-Lost	1-0	3-2
Penalties-Yards	9-107	13-104
Possession Time	25:07	34:53
Third-Down Conversions	2 of 13	9 of 15
Fourth-Down Conversions	2 of 3	1 of 2
Red-Zone Scores-Chances	2-3	4-5
Sacks By: Number-Yards	1-7	4-27

Attendance: 61,007

RUSHING

FS - Benson 18-111; Toafili 13-70; Hill 6-41; Campbell 3-23; McClain
1-6; Pittman 1-2; Travis 1-(-7)
GT - Hall 10-45; Smith 7-16; McCollum 1-14; Gibson 2-(-4); Pylon
10-(-5)

PASSING

FS - Travis 24-38-0; 396, 3 TD; TEAM 0-1-0; 0, 0 TD
GT - Pylon 18-28-0; 198, 1 TD; Gibson 2-3-0; 0, 0 TD

RECEIVING

FS - L. Toafili 5-84; J. Douglas 4-63; J. Wilson 3-111; McDonald 3-39;
Pittman 3-22; Poitier 2-32; O. Wilson 1-24; Benson 1-10; Daniel 1-6;
McClain 1-5
GT - McCollum 5-41; Jenkins 3-66; Leonard 3-18; Harris 2-21; Smith
2-8; Hall 2-0; Carter 1-19; Rutherford 1-14; Benson 1-11



Lawrance Toafili

GAME 9
SATURDAY, NOV. 5, 2022
MIAMI GARDENS, FLA.



45

3



	1	2	3	4	F
Florida State	14	17	0	14	45
Miami	3	0	0	0	3

	FSU	UM
FIRST DOWNS	22	13
RUSHES-YDS (NET)	49-229	33-126
PASSING YDS (NET)	225	62
Passes Comp-Att-Int	13-16-1	10-19-2
TOTAL OFFENSE PLAYS-YDS	65-454	52-188
Fumble Returns-Yards	2-10	0-0
Punt Returns-Yards	1-6	0-0
Kickoff Returns-Yards	0-0	2-37
Interception Returns-Yards	2-10	1-0
Punts (Number-Avg)	3-41.3	6-47.0
Fumbles-Lost	0-0	2-2
Penalties-Yards	4-40	9-72
Possession Time	31:59	28:01
Third-Down Conversions	6 of 11	4 of 13
Fourth-Down Conversions	1 of 1	0 of 0
Red-Zone Scores-Chances	6-6	0-1
Sacks By: Number-Yards	3-29	3-28

Attendance: 66,200

RUSHING

FS - Benson 15-128; Toafili 14-52; Campbell 8-28; Rodemaker 2-17;
Travis 7-10; Spann 1-(-2); TEAM 2-(-4)
UM - Brown 13-64; Knighton 4-60; Parrish 6-14; Franklin 3-8;
Stanley 2-5; Garcia 2-3; Walden 1-2; Van Dyke 1-(-7); TEAM 1-(-23)

PASSING

FS - Travis 10-12-1; 202, 3 TD; Rodemaker 3-4-0; 23, 0 TD
UM - Brown 5-9-1; 37, 0 TD; Van Dyke 4-8-0; 24, 0 TD; Garcia 1-2-1;
1, 0 TD

RECEIVING

FS - Toafili 3-75; J. Wilson 2-22; O. Wilson 1-56; Benson 1-25; M.
Douglas 1-14; Courtney 1-12; McDonald 1-8; Spann 1-8; Campbell
1-3; Lundy 1-2
UM - Restrepo 2-25; Parrish 2-8; Young 2-6; Smith 2-5; George 1-11;
Knighton 1-7



Jared Verse



2022 FSU FOOTBALL

GAME RECAPS

GAME 10
SATURDAY, NOV. 12, 2022
SYRACUSE, N.Y.

38
3

	1	2	3	4	F
Florida State	14	10	14	0	38
Syracuse	0	3	0	0	3

	FSU	SU
FIRST DOWNS	25	9
RUSHES-YDS (NET)	40-230	31-95
PASSING YDS (NET)	190	65
Passes Comp-Att-Int	25-31-0	6-17-1
TOTAL OFFENSE PLAYS-YDS	71-420	48-160
Fumble Returns-Yards	0-0	0-0
Punt Returns-Yards	5-35	0-0
Kickoff Returns-Yards	0-0	0-0
Interception Returns-Yards	1-0	0-0
Punts (Number-Avg)	3-40.3	8-41.5
Fumbles-Lost	2-1	2-0
Penalties-Yards	8-75	10-72
Possession Time	36:11	23:49
Third-Down Conversions	3 of 9	1 of 11
Fourth-Down Conversions	1 of 2	0 of 0
Red-Zone Scores-Chances	5-5	1-2
Sacks By: Number-Yards	3-22	3-19

Attendance: 45,213

RUSHING

FS - Benson 18-163; Travis 5-21; Pittman 1-15; Campbell 5-14; Ward 5-13; Toafili 4-9; Spann 1-3; Rodemaker 1(-8)
SU - Tucker 14-52; Allen 6-38; Rio-Wilson 1-7; Shrader 10(-2)

PASSING

FS - Travis 21-23-0; 155, 3 TD; Rodemaker 3-7-0; 33, 0 TD; Rector 1-1-0; 2, 1 TD
SU - Shrader 6-16-0; 65, 0 TD; Rio-Wilson 0-1-1; 0, 0 TD

RECEIVING

FS - McClain 4-26; J. Douglas 3-43; Pittman 3-17; Poitier 2-29; McDonald 2-19; M. Douglas 2-17; O. Wilson 2-3; Benson 2-3; Toafili 2(-1); J. Wilson 1-24; Spann 1-6; Travis 1-2
SU - Alford 2-23; Gadsden II 1-29; Pena 1-10; Cooper 1-4; Tucker 1(-1)



Jordan Travis

GAME 11
SATURDAY, NOV. 19, 2022
TALLAHASSEE, FLA.

17
49

	1	2	3	4	F
Louisiana	0	3	0	14	17
Florida State	21	14	14	0	49

	UL	FSU
FIRST DOWNS	18	23
RUSHES-YDS (NET)	35-132	45-251
PASSING YDS (NET)	159	189
Passes Comp-Att-Int	19-36-0	13-21-0
TOTAL OFFENSE PLAYS-YDS	71-291	66-440
Fumble Returns-Yards	0-0	0-0
Punt Returns-Yards	1-5	1-7
Kickoff Returns-Yards	5-84	0-0
Interception Returns-Yards	0-0	0-0
Punts (Number-Avg)	5-44.2	3-38.0
Fumbles-Lost	1-1	2-0
Penalties-Yards	8-60	4-40
Possession Time	29:16	30:44
Third-Down Conversions	4 of 14	11 of 15
Fourth-Down Conversions	2 of 4	0 of 1
Red-Zone Scores-Chances	3-3	6-6
Sacks By: Number-Yards	0-0	4-19

Attendance: 58,597

RUSHING

FS - Benson 16-80; Toafili 4-46; Travis 5-38; Ward 4-37; Hill 9-31; Pittman 2-10; J. Douglas 1-8; Spann 1-7; Campbell 2(-1); English 1(-5)
UL - Washington 10-57; Williams 10-40; Smith 6-24; Fields 8-9; Chriss 1-2

PASSING

FS - Travis 9-14-0; 112, 1 TD; Duffy 1-4-0; 16, 1 TD; English 2-2-0; 16, 0 TD; Rodemaker 1-1-0; 45, 0 TD
UL - Fields 19-36-0; 159, 1 TD

RECEIVING

FS - M. Douglas 2-27; McClain 2-26; Roussos 2-16; Poitier 1-45; McDonald 1-32; Toafili 1-20; O. Wilson 1-11; Ward 1-7; J. Douglas 1-4; Benson 1-1
UL - Jefferson 6-60; Stephens 3-35; LeBlanc 3-12; Migl 2-4; Bell 1-30; Johnson 1-10; Carter 1-5; Fleming 1-3; Williams 1-0



DJ Lundy

GAME 12
FRIDAY, NOV. 25, 2022
TALLAHASSEE, FLA.

38
45

	1	2	3	4	F
Florida	14	10	0	14	38
Florida State	14	7	17	7	45

	UF	FSU
FIRST DOWNS	22	26
RUSHES-YDS (NET)	46-262	44-227
PASSING YDS (NET)	198	270
Passes Comp-Att-Int	9-27-1	13-30-1
TOTAL OFFENSE PLAYS-YDS	73-460	74-497
Fumble Returns-Yards	0-0	0-0
Punt Returns-Yards	2-17	2-7
Kickoff Returns-Yards	3-87	0-0
Interception Returns-Yards	0-0	1-0
Punts (Number-Avg)	3-46.3	2-47.0
Fumbles-Lost	0-0	2-1
Penalties-Yards	10-91	6-38
Possession Time	29:53	30:07
Third-Down Conversions	8 of 16	9 of 16
Fourth-Down Conversions	1 of 3	1 of 2
Red-Zone Scores-Chances	2-2	5-6
Sacks By: Number-Yards	2-9	1-1

Attendance: 79,560

RUSHING

FS - Benson 20-111; Travis 15-83; Toafili 4-25; Ward 4-9; TEAM 1(-1)
UF - Etienne 17-129; Johnson 17-85; Richardson 10-41; Kitna 1-6; Pearsall 1-1

PASSING

FS - Travis 13-30-0; 270, 1 TD
UF - Richardson 9-27-1; 198, 3 TD

RECEIVING

FS - Poitier 3-37; Benson 2-51; J. Wilson 2-46; McDonald 2-44; McClain 1-44; O. Wilson 1-29; Pittman 1-12; Daniel 1-7
UF - Pearsall 5-148; Odom 3-39; Zanders 1-11



Jarrian Jones



2022 FSU FOOTBALL

CHEEZ-IT BOWL RECAP

CHEEZ-IT BOWL
DECEMBER 29, 2022
ORLANDO, FLA.

	32	35	
--	----	----	--

SCORE BY QUARTERS

	1	2	3	4	F
Oklahoma	7	10	0	15	32
Florida State	3	8	7	17	35

SCORING SUMMARY

FSU	Fitzgerald 23 yd field goal, 11:26
OU	Farooq 22 yd pass from Gabriel (Schmit kick), 7:01
OU	Gabriel 8 yd run (Schmit kick), 14:31
FSU	O. Wilson 16 yd pass from Travis (Courtney pass from Rector), 7:18
OU	Schmit 41 yd field goal, 0:15
FSU	Ward 1 yd run (Fitzgerald kick), 5:33
OU	Sawchuk 15 yd run (Willis pass from Gabriel), 13:22
FSU	Ward 38 yd run (Fitzgerald kick), 11:05
FSU	M. Douglas 17 yd pass from Travis (Fitzgerald kick), 7:22
OU	Barnes 12 yd run (Schmit kick), 3:37
FSU	Fitzgerald 32 yd field goal, 0:55

TEAM STATISTICS

	OU	FSU
First Down	27	26
Rushes-Yards	60-253	34-169
Passing	243	418
Comp-Att-Int	14-24-0	27-38-1
Total Offense Plays-Yards	84-496	72-587
Fumble Returns-Yards	0-0	0-0
Punt Returns-Yards	1-23	0-0
Kickoff Returns-Yards	0-0	2-29
Interception Returns-Yards	1-0	0-0
Punts-Average	3-48.0	2-44.0
Fumbles-Lost	2-1	0-0
Penalties-Yards	7-46	3-25
Time of Possession	28:17	31:43
Third Down Conversions	8 of 17	5 of 12
Sacks By-Yards Lost	2-12	6-37
Attendance		61,520

INDIVIDUAL STATISTICS

RUSHING: FSU - Ward 10-81, Travis 7-50, Benson 13-25, Toafili 1-10, Pittman 1-2, Williamson 1-1, Lundy 1-0; OU - Barnes 27-108, Sawchuk 15-100, Gabriel 14-17, Farooq 2-14, Freeman 1-9, Anderson 1-5.
PASSING: FSU - Travis 27-38-1-418; OU - Gabriel 14-24-0-243
RECEIVING: FSU - J. Wilson 8-202, O. Wilson 5-74, M. Douglas 4-50, Pittman 3-13, Williamson 2-23, McClain 2-14, Benson 1-33, J. Douglas 1-7, Toafili 1-2; OU - Farooq 4-59, Willis 4-58, Mims 2-77, Stoops 2-27, Bunkley-Shelton 1-14, Sawchuk 1-8.



Jordan Travis

Rob Wilson, seminoles.com

Ryan Fitzgerald hit a 39-yard field goal with just 55 seconds left to give 13th-ranked Florida State a 35-32 win over Oklahoma in the 2022 Cheez-It Bowl in Orlando, Fla. Thursday night.

In a game full of big plays on both sides of the ball, the Seminoles churned out 587 yards of total offense and recorded six quarterback sacks and 11 tackles for loss in the win that secured a 10-win season and continues the national narrative of FSU as one of the hottest programs in the country.

Game Most Valuable Player **Jordan Travis** was 27-of-38 passing for 418 yards and a pair of touchdowns. He completed two or more passes to six different receivers with **Johnny Wilson** having a great night with eight receptions for 202 yards. **Treshaun Ward** led all FSU rushers with 81 yards on 10 carries, and Travis had 50 on the ground.

Oklahoma had a pair of running backs go for over 100 yards each and quarterback Dillon Gabriel was 14-of-24 through the air with one touchdown.

Florida State opened the game with an impressive 75-yard, 13-play drive and took a 3-0 lead when Fitzgerald's 22-yard field goal split the uprights with 11:26 left in the first quarter.

Oklahoma scored on the ensuing drive when Dillon Gabriel's pass found Jalil Farooq in the end zone from 22 yards out to give the Sooners a 7-3 lead at the 7:01 mark of the initial stanza.

The Seminole defense came up big later in the first quarter when the offense failed to convert on fourth down and Oklahoma took over at the Seminoles' 43-yard line. But Oklahoma's three plays lost yards back to their 48-yard line and they were forced to punt.

The Sooners' offense had a short field once again late in the first quarter setting up at FSU's 49-yard line. Eight plays later, Gabriel scored from eight yards out on a quarterback keeper around the right end to make it 14-3 OU with 14:31 left before the half.

A second fourth down conversion attempt by Florida State failed setting Oklahoma up at their own 43-yard line with 11:39 left. After a 28-yard pass got the Sooners down to the 16, FSU's defense stuffed the Sooner attack and forced a 28-yard field goal attempt that sailed wide left.

The defensive stand ignited the FSU sideline and the offense ripped off big chunks of yardage on its next drive with Travis hitting **Ontaria Wilson** with a perfectly placed 16-yard touchdown pass in the corner of the end zone. The Seminoles went for two with tight end **Wyatt Rector** hitting tight end **Brian Courtney** for the conversion and a 14-11 score with 7:18 left in the half. The drive covered 56 yards on six plays with the biggest plays being a pair of passes to Johnny Wilson of 14 and 23 yards.

Oklahoma drove 65 yards on seven plays on their final possession of the half extending their lead to 17-11 on a 41-yard field goal with 15 seconds left.

Travis completed 10-of-14 passes for 170 yards and one TD in the first half. He also led the Seminoles in rushing with 34 yards on five carries. Johnny Wilson had 110 receiving yards on seven catches for his third 100-yard game of the season.

Florida State had a great start to the second half taking its first lead since its first possession in the game on a masterful 94-yard drive on its initial drive of the second half. The Seminoles used 15 plays and nearly five minutes to take the 18-17 lead when Ward took the snap in the wildcat formation and plunged in from the one.

The Sooners, who were shut out during the third quarter, went up 25-18 with 13:22 left in the game on a Gavin Sawchuck touchdown run up the middle and a successful two-point conversion.

FSU bounced right back on its next drive capping a 75-yard scoring drive with a 38-yard touchdown run by Ward that tied the score at 25-25 with 11:05 left.

The Seminole defense came up with a huge play on Oklahoma's next possession when **Omarion Cooper's** hit on Sawchuck knocked the ball out and **Jammie Robinson** recovered it at the FSU 36. Six plays later, Travis hit tight end **Markeston Douglas** with a 17-yard touchdown pass to put FSU up 32-25 with 7:22 left.

Oklahoma tied the score at 32-32 with 3:37 left on a 12-yard Jovantae Brown run that capped a nine-play, 75 yard drive, before FSU used up most of the clock to kick the game winner.



2022 FSU FOOTBALL

ROSTER

No	Name	Pos	Ht	Wt	Cl	Hometown/HS/Previous School
0	Ja'Khi Douglas	WR	5-9	193	r-SO	Houma, La./Terrebonne
0	Fabien Lovett	DT	6-4	318	r-JR	Vicksburg, Miss./Olive Branch/Mississippi St.
1	Jarques McClellion	DB	6-0	180	r-SR	Delray Beach, Fla./American Heritage School/Arkansas
1	Winston Wright Jr.	WR	5-10	183	r-JR	Savannah, Ga./Memorial Day School/West Virginia
3	Trey Benson	RB	6-1	215	r-SO	Greenville, Miss./St. Joseph Catholic/Oregon
3	Kevin Knowles II	DB	5-11	185	SO	Hollywood, Fla./McArthur
4	Kalen DeLoach	LB	6-1	211	r-JR	Savannah, Ga./Islands
4	Mycah Pittman	WR	5-11	203	r-JR	Tampa, Fla./Calabasas (Calif.)/Oregon
5	Deuce Spann	WR	6-4	203	r-SO	St. Petersburg, Fla./Lakewood/Illinois
5	Jared Verse	DE	6-4	248	r-SO	Dayton, Ohio/Central Columbia (Pa.)/Albany
6	Dennis Briggs Jr.	DE	6-4	280	r-JR	Kissimmee, Fla./Gateway
6	Keyshawn Helton	WR	5-9	175	r-SR	Pensacola, Fla./West Florida
7	Jarrian Jones	DB	6-0	189	r-JR	Magee, Miss./Northwest Rankin/Mississippi St.
8	Renardo Green	DB	6-0	185	r-JR	Orlando, Fla./Wekiva
8	Treshaun Ward	RB	5-10	192	r-SO	Plant City, Fla./Tampa Bay Tech
9	Derrick McLendon II	DE	6-4	245	r-SO	Decatur, Ga./Tucker
9	Lawrance Toafili	RB	6-0	187	r-SO	St. Petersburg, Fla./Pinellas Park
10	AJ Duffy	QB	6-2	214	FR	Murrieta, Calif./Rancho Verde
10	Jammie Robinson	DB	5-11	203	r-JR	Cordele, Ga./Lee County/South Carolina
11	Malik McClain	WR	6-4	200	SO	Daphne, Ala./IMG Academy (Fla.)
12	Joshua Burrell	ATH	6-2	217	r-FR	Blythewood, S.C./Blythewood
12	Dylan McNamara	QB	6-2	213	FR	Naples, Fla./Barron Collier
13	Omarion Cooper	DB	6-0	188	SO	Lehigh Acres, Fla./Lehigh Senior
13	Jordan Travis	QB	6-1	212	r-JR	West Palm Beach, Fla./The Benjamin School/Louisville
14	Johnny Wilson	WR	6-7	235	r-SO	Pacoima, Calif./Calabasas/Arizona State
15	Tatum Bethune	LB	6-1	230	r-JR	Miami, Fla./Miami Central/UCF
15	Gino English	QB	6-1	195	r-SO	Winter Park, Fla./Winter Park
16	Malik Feaster	DB	6-0	190	r-SR	Toccoa, Ga./Stephens County/Jacksonville St.
18	Travis Jay	DB	6-2	198	r-SO	Greenville, Fla./Madison County
18	Tate Rodemaker	QB	6-4	196	r-SO	Valdosta, Ga./Valdosta
19	Wyatt Rector	TE	6-2	233	r-JR	Leesburg, Fla./Leesburg/Western Michigan
20	Azareye'h Thomas	DB	6-2	188	FR	Niceville, Fla./Niceville
21	Greedy Vance Jr.	DB	5-11	170	r-SO	Kenner, La./Edna Karr/Louisville
21	Darion Williamson	WR	6-3	200	r-SO	Brownsville, Tenn./Haywood
22	CJ Campbell	RB	5-9	198	r-FR	Kaplan, La./Bay (Fla.)
23	Sidney Williams	DB	6-1	190	r-SO	New Orleans, La./Vigor (Ala.)
24	Mike Roussos	WR	6-1	200	r-SR	New Port Richey, Fla./River Ridge/Columbia
26	Caziah Holmes	RB	5-11	210	r-SO	Titusville, Fla./Cocoa/Penn State
26	Dwayne Wells Jr.	DB	6-1	190	r-JR	Tampa, Fla./Armwood/Coffeyville CC (Kan.)
27	Akeem Dent	DB	6-1	199	r-JR	Pahokee, Fla./Palm Beach Central
28	Brendan Gant	LB	6-2	200	r-JR	Lakeland, Fla./Kathleen
29	Rodney Hill	RB	5-10	186	FR	Statesboro, Ga./Bulloch Academy
29	Alex Mastromanno	P	6-1	220	r-SO	Melbourne, Australia/Brighton Grammar
30	DJ Daniels	TE	6-2	230	r-SO	Wilson, N.C./Fike
32	Stephen Dix Jr.	LB	6-2	237	r-SO	Orlando, Fla./Dr. Phillips
32	Jeremiah Giedrys	WR	6-1	196	r-SO	Fernandina Beach, Fla./Fernandina Beach
33	Amari Gainer	LB	6-3	225	r-JR	Tallahassee, Fla./Chiles
35	Leonard Warner III	DE	6-4	247	r-SR	Snellville, Ga./Brookwood
36	Omar Graham Jr.	LB	6-1	226	FR	Fort Lauderdale, Fla./Stranahan
37	Christian White	DB	5-11	170	FR	Ellenwood, Ga./Eagle's Landing Christian Academy
38	Shyheim Brown	DB	6-2	205	r-FR	Lake City, Fla./Columbia
39	Jaden Floyd	DB	5-11	201	r-FR	Winter Garden, Fla./West Orange
39	Vance Nicklaus	TE	6-5	237	r-FR	Norcross, Ga./Wesleyan School
40	Jorden McCaslin	LB	6-0	217	FR	Tampa, Fla./Wesley Chapel
41	AJ Cottrill	LB	6-0	216	FR	Tampa, Fla./Jesuit
42	Garrett Murray	LS	6-0	240	r-JR	Tampa, Fla./Plant
42	Harold Stubbs IV	DB	5-11	170	FR	Jacksonville, Fla./Oakleaf
43	Mac Chiumento	P/K	6-4	213	FR	Daytona Beach, Fla./Seabreeze

ALPHABETICAL

58	Emile Aime	LB
45	Danj Altine	DB
96	Dante Anderson	DL
72	Julian Armella	OL
3	Trey Benson	RB
15	Tatum Bethune	LB
6	Dennis Briggs Jr.	DE
38	Shyheim Brown	DB
12	Joshua Burrell	ATH
22	CJ Campbell	RB
47	Jimmy Casey	TE
69	Kanaya Charlton	OL
43	Mac Chiumento	P/K
13	Omarion Cooper	DB
91	Robert Cooper	DT
41	AJ Cottrill	LB
86	Brian Courtney	TE
45	Preston Daniel	TE
30	DJ Daniels	TE
4	Kalen DeLoach	LB
27	Akeem Dent	DB
32	Stephen Dix Jr.	LB
0	Ja'Khi Douglas	WR
85	Markeston Douglas	TE
10	AJ Duffy	QB
73	Jaylen Early	OL
71	D'Mitri Emmanuel	OL
15	Gino English	QB
77	Bryson Estes	OL
44	Joshua Farmer	DT
16	Malik Feaster	DB
88	Ryan Fitzgerald	K
39	Jaden Floyd	DB
33	Amari Gainer	LB
28	Brendan Gant	LB
75	Dillan Gibbons	OL
32	Jeremiah Giedrys	WR
36	Omar Graham Jr.	LB
8	Renardo Green	DB
58	Bless Harris	OL
6	Keyshawn Helton	WR
56	Zane Herring	OL
57	Aaron Hester	DL
29	Rodney Hill	RB
26	Caziah Holmes	RB
18	Travis Jay	DB
7	Jarrian Jones	DB
59	Colin King	OL
3	Kevin Knowles II	DB
99	Max Larson	K
0	Fabien Lovett	DT
46	DJ Lundy	LB
54	Kayden Lyles	OL
95	Daniel Lyons	DL
29	Alex Mastromanno	P
40	Jorden McCaslin	LB
11	Malik McClain	WR
1	Jarques McClellion	DB

PRONUNCIATIONS

EMILE AIME	EE-mil Aim	Bryson ESTES	Ess-teez	Kentron POITIER	Por-teer	AYOBAMI TIFASE	Eye-0-bah-mee Te-fa-say
Joshua BURRELL	Burr-L	Jeremiah GIEDRYS	Ghee-dris	JAMMIE Robinson	Jamie	Lawrance TOAFILI	Toe-uh-fill-ee
KANAYA Charlton	kuh-NIE-uh	JARRIAN Jones	JAR-ee-un	Tate RODEMAKER	ROD-uh-maker	DARION Williamson	DARE-ee-on
Mac CHIUMENTO	Shuh-men-toe	Kevin KNOWLES II	NOLES	Aidan SHAHRIARI	SHARE-ee-R-ee	ONTARIA Wilson	on-TAR-ee-uh
JA'KHI Douglas	juh-Ki	Alex MASTROMANNO	mas-truh-MAHN-oh	George SKLAVENITIS	Skle-vuh-nee-tees		
MARKESTON Douglas	Mar-KEE-ston	JARQUES McCLELLION	Jar-QUEZ Mac-Clell-on	AZAREYE'H Thomas	uh-ZAR-ee-yay		



2022 FSU FOOTBALL

ROSTER

No	Name	Pos	Ht	Wt	Cl	Hometown/HS/Previous School
44	Joshua Farmer	DT	6-3	304	r-FR	Port St. Joe, Fla./Gadsden County
45	Danj Altime	DB	5-9	170	r-JR	Miami, Fla./Miami Killian
45	Preston Daniel	TE	6-4	242	r-SO	Memphis, Tenn./Evangelical Christian
46	DJ Lundy	LB	6-1	232	r-SO	Ocilla, Ga./Irwin County
47	Jimmy Casey	TE	6-7	242	FR	Quakertown, Pa./The Peddie School
48	Jackson West	TE	6-4	243	SO	Huntsville, Ala./Huntsville
49	James Rosenberry Jr.	LS	6-0	212	r-JR	Delaware, Ohio/Olentangy/Maryland
51	Chase Oliver	LB	6-1	197	r-SO	Ocala, Fla./Trinity Catholic
51	Antavious Woody	DL	6-3	293	FR	Welch, Ala./LaFayette
52	Robert Scott Jr.	OL	6-5	334	r-SO	Conway, Ark./Conway
52	George Wilson Jr.	DL	6-4	215	r-FR	Virginia Beach, Va./Green Run
53	Maurice Smith	OL	6-3	288	r-SO	Miami, Fla./Miami Central
54	Kayden Lyles	OL	6-3	315	r-SR	Tampa, Fla./Middleton (Wisc.)/Wisconsin
54	Byron Turner Jr.	DL	6-4	237	r-FR	Port Sulphur, La./St. Augustine
55	Qae'shon Sapp	OL	6-4	335	FR	Leesburg, Ga./Lee County
55	Ayobami Tifase	DL	6-4	303	FR	Baltimore, Md./Concordia Prep
56	Zane Herring	OL	6-5	302	r-SO	Madison, Fla./Madison County
56	Patrick Payton	DL	6-5	248	r-FR	Miami, Fla./Miami Northwestern
57	Aaron Hester	DL	6-2	233	FR	Jacksonville, Fla./Fletcher
58	Emile Aime	LB	5-9	227	r-FR	Miami Gardens, Fla./University School
58	Bless Harris	OL	6-5	308	r-JR	New Orleans, La./St. Augustine/Lamar
59	Colin King	OL	6-4	286	FR	Ormond Beach, Fla./Spruce Creek
64	David Stickle	OL	6-3	267	r-SO	Pace, Fla./Pace
66	Ben Ostaszewski	OL	6-3	310	r-SO	Cumming, Ga./North Forsyth
67	Thomas Shrader	OL	6-5	300	r-SO	Venice, Fla./Venice
68	LaNard Toney	OL	6-0	302	FR	Rockledge, Fla./Cocoa
69	Kanaya Charlton	OL	6-5	342	FR	Brunswick, Ga./Brunswick
70	Lloyd Willis	OL	6-7	306	r-SO	Miami, Fla./Killian
71	D'Mitri Emmanuel	OL	6-2	300	r-SR	Charlotte, N.C./Marvin Ridge/Charlotte
72	Julian Armella	OL	6-6	314	FR	Miami, Fla./St. Thomas Aquinas
73	Jaylen Early	OL	6-4	338	FR	Duncanville, Texas/Duncanville
75	Dillan Gibbons	OL	6-5	327	r-SR	St. Petersburg, Fla./Clearwater Central Catholic/Notre Dame
76	Darius Washington	OL	6-4	300	r-SO	Pensacola, Fla./West Florida
77	Bryson Estes	OL	6-3	302	r-FR	McDonough, Ga./Eagle's Landing Christian Academy
78	Daughtry Richardson	OL	6-5	285	FR	Miami, Fla./Miami Central
79	Jazston Turnetine	OL	6-7	336	r-SR	Ellenwood, Ga./Stockbridge/South Carolina
80	Ontaria Wilson	WR	6-0	175	r-SR	Ashburn, Ga./Turner County
82	Carson Pielock	WR	6-1	190	FR	Lake Nona, Fla./Lake Nona
84	Fernando Padron	WR	5-9	168	r-JR	Weston, Fla./Cypress Bay
85	Markeston Douglas	TE	6-4	270	r-SO	Brownsville, Tenn./Haywood
86	Brian Courtney	TE	6-3	233	FR	Ashburn, Va./Independence
87	Camren McDonald	TE	6-4	245	r-SR	Long Beach, Calif./Long Beach Poly
88	Ryan Fitzgerald	K	6-1	198	r-SO	Coolidge, Ga./Colquitt County
88	Kentron Poitier	WR	6-3	205	r-SO	Coconut Grove, Fla./Miami Palmetto
89	Jerrale Powers	TE	6-4	245	FR	Fort Worth, Texas/Duncanville
90	Bishop Thomas	DL	6-2	290	FR	New Orleans, La./Bishop Moore Catholic (Fla.)
91	Robert Cooper	DT	6-2	335	r-SR	Lilburn, Ga./South Gwinnett
92	Liam McCormick	DL	6-3	264	r-FR	Islip, N.Y./IMG Academy (Fla.)
93	Malakai Menzer	DL	6-1	258	r-SO	Punta Gorda, Fla./Charlotte
94	George Sklavenitis	DL	6-2	233	FR	Cooper City, Fla./Chaminade-Madonna
95	Daniel Lyons	DL	6-4	282	FR	Miami, Fla./Homestead Senior
96	Dante Anderson	DL	6-3	233	FR	Miami, Fla./Homestead Senior
97	Aidan Shahriari	K	5-11	185	r-SO	Clearwater, Fla./Calvary Christian
98	Zane Smith	P	6-0	225	r-FR	North Myrtle Beach, S.C./North Myrtle Beach
99	Max Larson	K	5-10	185	r-FR	Davie, Fla./St. Thomas Aquinas
99	Malcolm Ray	DT	6-2	285	r-SO	Miami Gardens, Fla./Miami Carol City

ALPHABETICAL

92	Liam McCormick	DL
87	Camren McDonald	TE
9	Derrick McLendon II	DE
12	Dylan McNamara	QB
93	Malakai Menzer	DL
42	Garrett Murray	LS
39	Vance Nicklaus	TE
51	Chase Oliver	LB
66	Ben Ostaszewski	OL
84	Fernando Padron	WR
56	Patrick Payton	DL
82	Carson Pielock	WR
4	Mycah Pittman	WR
88	Kentron Poitier	WR
89	Jerrale Powers	TE
99	Malcolm Ray	DT
19	Wyatt Rector	TE
78	Daughtry Richardson	OL
10	Jammie Robinson	DB
18	Tate Rodemaker	QB
49	James Rosenberry Jr.	LS
24	Mike Roussos	WR
55	Qae'shon Sapp	OL
52	Robert Scott Jr.	OL
97	Aidan Shahriari	K
67	Thomas Shrader	OL
94	George Sklavenitis	DL
53	Maurice Smith	OL
98	Zane Smith	P
5	Deuce Spann	WR
64	David Stickle	OL
42	Harold Stubbs IV	DB
20	Azareye'h Thomas	DB
90	Bishop Thomas	DL
55	Ayobami Tifase	DL
9	Lawrance Toafili	RB
68	LaNard Toney	OL
13	Jordan Travis	QB
54	Byron Turner Jr.	DL
79	Jazston Turnetine	OL
21	Greedy Vance Jr.	DB
5	Jared Verse	DE
8	Treshawn Ward	RB
35	Leonard Warner III	DE
76	Darius Washington	OL
26	Dwayne Wells Jr.	DB
48	Jackson West	TE
37	Christian White	DB
23	Sidney Williams	DB
21	Darion Williamson	WR
70	Lloyd Willis	OL
52	George Wilson Jr.	DL
14	Johnny Wilson	WR
80	Ontaria Wilson	WR
51	Antavious Woody	DL
1	Winston Wright Jr.	WR

PRONUNCIATIONS

EMILE AIME	EE-mil Aim	Bryson ESTES	Ess-teez	Kentron POITIER	Por-teer	AYOBAMI TIFASE	Eye-0-bah-mee Te-fa-say
Joshua BURRELL	Burr-L	Jeremiah GIEDRYS	Ghee-dris	JAMMIE Robinson	Jamie	Lawrance TOAFILI	Toe-uh-fil-ee
KANAYA Charlton	kuh-NIE-uh	JARRIAN Jones	JAR-ee-un	Tate RODEMAKER	ROD-uh-maker	DARION Williamson	DARE-ee-on
Mac CHIUMENTO	Shuh-men-toe	Kevin KNOWLES II	NOLES	Aidan SHAHRIARI	SHARE-ee-R-ee	ONTARIA Wilson	on-TAR-ee-uh
JA'KHI Douglas	juh-Ki	Alex MASTROMANNO	mas-truh-MAHN-oh	George SKLAVENITIS	Skle-vuh-nee-tees		
MARKESTON Douglas	Mar-KEE-ston	JARQUES McCLELLION	Jar-QUEZ Mac-Clell-on	AZAREYE'H Thomas	uh-ZAR-ee-yay		



2022 FSU FOOTBALL

PLAYER BIOS - OFFENSE



TREY BENSON 3

RB | 6-1 • 215
Redshirt Sophomore
Greenville, Miss. | Oregon
Social Science

T. BENSON'S CAREER STATISTICS & GAME HIGHS

RUSHING							
YR.	G	RUSH	YDS	AVG	TD	LG	AVG/G
2021*	10	6	22	3.7	1	9	2.2
2022	13	154	990	6.4	9	45	76.2
TOT	23	160	1,012	6.3	10	45	44.0

RECEIVING							
YR.	G	REC	YDS	AVG	TD	LG	AVG/G
2021*	10	0	0	0.0	0	0	0.0
2022	13	13	144	11.1	0	34	11.1
TOT	23	13	144	11.1	0	34	6.3

KICKOFF RETURNS						
YR.	G	RET	YDS	AVG	TD	LG
2021*	10	0	0	0.0	0	0
2022	13	5	192	38.4	1	93
TOT	23	5	192	38.4	1	93

*at Oregon

Rush Attempts.....20, Florida, 11/25/2022
Rush Yards.....163, at Syracuse, 11/12/2022
Rush Touchdowns.....3, Florida, 11/25/2022
Long Rush.....45, Florida, 11/25/2022
Receptions.....2 (4x), last Florida, 11/25/2022
Receiving Yards.....51, Florida, 11/25/2022
Long Reception.....34, Florida, 11/25/2022
Long Kick Return.....93, Boston College, 9/24/2022
Kick Return Touchdowns.....1, Boston College, 9/24/2022
All-Purpose Yards.....177, Boston College, 9/24/2022
Total Touchdowns.....3 (2x), last Florida, 11/25/2022



CJ CAMPBELL 22

RB | 5-9 • 198
Redshirt Freshman
Kaplan, La. | Bay (Fla.)
Commercial Entrepreneurship

C. CAMPBELL'S CAREER STATISTICS & GAME HIGHS

RUSHING							
YR.	G	RUSH	YDS	AVG	TD	LG	AVG/G
2022	6	18	64	3.6	2	15	10.7
TOT	6	18	64	3.6	2	15	10.7

Rush Attempts.....8, at Miami, 11/5/2022
Rush Yards.....28, at Miami, 11/5/2022
Rush Touchdowns.....1 (2x), at Miami, 11/5/2022
Long Rush.....15, at Miami, 11/5/2022



PRESTON DANIEL 45

TE | 6-4 • 242
Redshirt Sophomore
Memphis, Tenn. | Evangelical Christian
Finance

P. DANIEL'S CAREER STATISTICS & GAME HIGHS

RECEIVING							
YR.	G	REC	YDS	AVG	TD	LG	AVG/G
2020	9	2	45	22.5	0	36	5.0
2021	12	1	5	5.0	0	5	0.4
2022	13	3	15	5.0	1	7	1.2
TOT	34	6	65	10.8	1	36	1.9

Receptions.....1 (6x), last Florida, 11/25/2022
Receiving Yards.....36, North Carolina, 10/17/2022
Receiving Touchdowns.....1, at Louisville, 9/16/2022
All-Purpose Yards.....36, North Carolina, 10/17/2022
Long Kick Return.....10, Duke, 12/12/2020



JA'KHI DOUGLAS 0

WR | 5-9 • 193
Redshirt Sophomore
Houma, La. | Terrebonne
Sport Management

J. DOUGLAS'S CAREER STATISTICS & GAME HIGHS

RECEIVING							
YR.	G	REC	YDS	AVG	TD	LG	AVG/G
2020	8	7	116	16.6	2	68	14.5
2021	12	14	255	18.2	1	60	21.3
2022	7	10	123	12.3	2	27	17.6
TOT	27	31	494	15.9	5	68	18.3

RUSHING							
YR.	G	RUSH	YDS	AVG	TD	LG	AVG/G
2020	8	6	11	1.8	0	5	1.4
2021	12	7	6	0.9	0	3	0.5
2022	7	1	8	8.0	0	8	1.1
TOT	27	14	25	1.8	0	8	0.9

KICKOFF RETURNS							
YR.	G	RET	YDS	AVG	TD	LG	AVG/G
2020	8	8	158	19.8	0	28	19.8
2021	12	6	96	16.0	0	24	8.0
2022	7	0	0	0.0	0	0	0.0
TOT	29	14	254	18.1	0	28	8.7

Rush Attempts.....6, UMass, 10/23/2021
Rush Yards.....8 (2x), last Louisiana, 11/19/2022
Long Rush.....8, Louisiana, 11/19/2022
Receptions.....4 (3x), last Georgia Tech, 10/29/2022
Receiving Yards.....90, Miami, 11/13/2021
Receiving Touchdowns.....2, Duke, 12/12/2020
Long Reception.....68, Duke, 12/12/2020
Long Kick Return.....28, at Louisville, 10/24/2020
All-Purpose Yards.....137, at Louisville, 10/24/2020
Fumbles Recovered.....1, at Louisville, 10/24/2020
Blocked Kicks.....1 (punt), North Carolina, 10/17/2020




MARKESTON DOUGLAS 85

TE | 6-4 • 270
Redshirt Sophomore
Brownsville, Tenn. | Haywood
Sociology

M. DOUGLAS'S CAREER STATISTICS & GAME HIGHS

RECEIVING							
YR.	G	REC	YDS	AVG	TD	LG	AVG/G
2021	4	0	0	0.0	0	0	0.0
2022	13	14	190	13.6	2	29	14.6
TOT	17	14	190	13.6	2	29	11.2

Receptions.....4, Oklahoma, 12/29/2022 (Cheez-It Bowl)
Receiving Yards.....52, Clemson, 10/15/2022
Receiving Touchdowns.....1 (2x), last Oklahoma, 12/29/2022 (Cheez-It Bowl)
Long Reception.....29, Clemson, 10/15/2022



AJ DUFFY 10

QB | 6-1 • 212
Freshman
Murrieta, Calif. | Rancho Verde
Sport Management


A. DUFFY'S CAREER STATISTICS & GAME HIGHS

PASSING							
YR.	G	COM	ATT	PCT	YDS	TD	INT
2022	3	2	7	28.6	26	1	0
TOT	3	2	7	28.6	26	1	0

RUSHING							
YR.	G	RUSH	YDS	AVG	TD	LG	AVG/G
2022	3	1	5	5.0	0	5	1.7
TOT	3	1	5	5.0	0	5	1.7

Rush Attempts.....1, Duquesne, 8/27/2022
Rush Yards.....5, Duquesne, 8/27/2022
Pass Attempts.....4, Louisiana, 11/19/2022
Pass Completions.....1 (2x), last Louisiana, 11/19/2022

Pass Yards.....16, Louisiana, 11/19/2022
Pass Touchdowns.....1, Louisiana, 11/19/2022
Longest Pass.....16, Louisiana, 11/19/2022



KEYSHAWN HELTON 6

WR | 5-9 • 175
Redshirt Senior
Pensacola, Fla. | West Florida
Sociology

K. HELTON'S CAREER STATISTICS & GAME HIGHS

RECEIVING							
YR.	G	REC	YDS	AVG	TD	LG	AVG/G
2018	11	11	176	16.0	1	73	16.0
2019	6	17	239	14.1	3	58	39.8
2020	9	14	119	8.5	2	41	13.2
2021	10	19	285	15.0	2	44	28.5
2022	2	0	0	0.0	0	0	0.0
TOT	38	61	819	13.4	8	73	21.6

RUSHING							
YR.	G	RUSH	YDS	AVG	TD	LG	AVG/G
2018	11	1	2	2.0	0	2	0.2
2019	6	2	19	9.5	0	14	3.2
2020	9	1	0	0.0	0	0	0.0
2021	10	0	0	0.0	0	0	0.0
2022	2	0	0	0.0	0	0	0.0
TOT	38	4	21	5.3	0	14	0.6

KICKOFF RETURNS						
YR.	G	RET	YDS	AVG	TD	LG
2018	11	9	196	21.8	0	35
2019	6	8	228	28.5	0	58
2020	9	5	130	26.0	0	37
2021	10	0	0	0.0	0	0
2022	2	0	0	0.0	0	0
TOT	38	22	554	25.2	0	58

PUNT RETURNS						
YR.	G	RET	YDS	AVG	TD	LG
2018	11	0	0	0.0	0	0
2019	6	0	0	0.0	0	0
2020	9	5	26	5.2	0	8
2021	10	8	32	4.0	0	31
2022	2	0	0	0.0	0	0
TOT	38	13	58	4.5	0	31

Receptions.....7, Louisville, 9/21/2019
Receiving Yards.....100, Clemson, 10/27/2018
Receiving Touchdowns.....1 (8x), last NC State, 11/6/2021
Long Reception.....73, Clemson, 10/27/2018
All-Purpose Yards.....174, Jacksonville State, 10/3/2020
Long Punt Return.....31, Jacksonville State, 9/11/2021
Long Kick Return.....58, NC State, 9/28/2019



RODNEY HILL 29

RB | 5-10 • 186
Freshman
Statesboro, Ga. | Bulloch Academy
Human Resource Management

R. HILL'S CAREER STATISTICS & GAME HIGHS

RUSHING							
YR.	G	RUSH	YDS	AVG	TD	LG	AVG/G
2022	4	27	144	5.3	1	18	36.0
TOT	4	27	144	5.3	1	18	36.0

Rush Attempts.....9 (2x), last Louisiana 11/19/2022
Rush Yards.....55, Duquesne, 8/27/2022
Rush Touchdowns.....1, Duquesne, 8/27/2022
Long Rush.....18, Georgia Tech, 10/29/2022



2022 FSU FOOTBALL PLAYER BIOS - OFFENSE



MALIK McCLAIN **11**
WR | 6-4 • 200
Sophomore
Daphne, Ala. | IMG Academy (Fla.)
Social Science

M. McCLAIN'S CAREER STATISTICS & GAME HIGHS

RECEIVING							
YR.	G	REC	YDS	AVG	TD	LG	AVG/G
2021	12	16	190	11.9	2	51	15.8
2022	13	17	206	12.1	3	44	15.8
TOT	25	33	396	12.0	5	51	15.8

Receptions.....4, at Syracuse, 11/12/2022
Receiving Yards.....51, UMass, 10/23/2021
Receiving Touchdowns.....1 (5x) last Louisiana, 11/19/2022
Long Reception.....51, UMass, 10/23/2021



CAMREN McDONALD **87**
TE | 6-4 • 245
Redshirt Senior
Long Beach, Calif. | Long Beach Poly
Sociology

C. McDONALD'S CAREER STATISTICS & GAME HIGHS

RECEIVING							
YR.	G	REC	YDS	AVG	TD	LG	AVG/G
2018	11	0	0	0.0	0	0	0.0
2019	13	6	43	7.2	0	24	3.3
2020	9	23	263	11.4	2	30	29.2
2021	12	24	243	10.1	2	26	20.3
2022	13	21	312	14.9	1	41	24.0
TOT	58	74	861	11.6	5	41	14.8

Receptions.....7, Pitt, 11/7/2020
Receiving Yards.....61, Pitt, 11/7/2020
Receiving Touchdowns.....1 (5x), last at Miami, 11/5/2022
Long Reception.....41, at Louisville, 9/16/2022



MYCAH PITTMAN **4**
WR | 5-11 • 203
Redshirt Junior
Tampa, Fla. | Oregon
Social Science

M. PITTMAN'S CAREER STATISTICS & GAME HIGHS

RECEIVING							
YR.	G	REC	YDS	AVG	TD	LG	AVG/G
2019*	7	18	227	12.6	2	39	32.4
2020*	5	8	123	15.4	0	44	24.6
2021*	10	12	197	16.4	0	66	19.7
2022	13	32	330	10.3	3	25	25.4
TOT	35	70	877	12.5	5	66	25.1

PUNT RETURNS						
YR.	G	RET	YDS	AVG	TD	LG
2019*	7	0	0	-	0	-
2020*	5	0	0	-	0	-
2021*	10	15	151	10.1	0	33
2022	13	18	169	9.4	0	34
TOT	35	33	320	9.6	0	34

Receptions.....5 (2x), last Wake Forest, 10/1/2022
Receiving Yards.....85, Wake Forest, 10/1/2022
Receiving Touchdowns.....2, Wake Forest, 10/1/2022
Long Reception.....66, at Stanford, 10/2/2021*
Rushes.....2, Louisiana, 11/19/2022
Rushing Yards.....15, at Syracuse, 11/12/2022
Long Rush.....15, at Syracuse, 11/12/2022
Punt Returns.....5, at Syracuse, 11/12/2022
Punt Return Yards.....52, at Washington, 11/6/2021*
Long Punt Return.....34, Wake Forest, 10/1/2022
Long Kick Return.....13, at NC State, 10/8/2022
All-Purpose Yards.....119, Wake Forest, 10/1/2022
**at Oregon*



KENTRON POITIER **88**
WR | 6-3 • 205
Redshirt Sophomore
Coconut Grove, Fla. | Miami Palmetto
Social Science

K. POITIER'S CAREER STATISTICS & GAME HIGHS

RECEIVING							
YR.	G	REC	YDS	AVG	TD	LG	AVG/G
2020	6	4	39	9.8	0	14	6.5
2021	11	4	22	5.5	0	7	2.0
2022	13	14	283	20.2	4	48	21.8
TOT	30	22	344	15.6	4	48	11.5

Receptions.....4, Duquesne, 8/27/2022
Receiving Yards.....84, Duquesne, 8/27/2022
Receiving Touchdowns.....1 (4x), last Florida, 11/25/2022
Long Reception.....48, Duquesne, 8/27/2022



WYATT RECTOR **19**
TE | 6-2 • 233
Redshirt Junior
Leesburg, Fla. | Western Michigan
Sport Management

W. RECTOR'S CAREER STATISTICS & GAME HIGHS

RECEIVING							
YR.	G	REC	YDS	AVG	TD	LG	AVG/G
2018*	1	0	0	0.0	0	0	0.0
2020	9	0	0	0.0	0	0	0.0
2021	12	2	13	6.5	1	11	1.1
2022	13	0	0	0.0	0	0	0.0
TOT	35	2	13	6.5	1	11	0.4

RUSHING							
YR.	G	RUSH	YDS	AVG	TD	LG	AVG/G
2018*	1	1	2	2.0	0	2	2.0
2020	9	1	1	1.0	1	1	0.1
2021	12	0	0	0.0	0	0	0.0
2022	13	2	4	2.0	0	4	0.3
TOT	35	4	7	1.8	1	4	0.2

**at Western Michigan*

Rush Attempts.....1 (4x), last Clemson, 10/15/2022
Rush Yards.....4, Clemson, 10/15/2022
Rush Touchdowns.....1, Pitt, 11/7/2020
Long Rush.....4, Clemson, 10/15/2022
Receptions.....2, Jacksonville State, 9/11/2021
Reception Yards.....13, Jacksonville State, 9/11/2021
Long Reception.....11, Jacksonville State, 9/11/2021
Receiving Touchdowns.....1, Jacksonville State, 9/11/2021
Pass Attempts.....1, at Syracuse, 11/12/2022
Pass Completions.....1, at Syracuse, 11/12/2022
Pass Yards.....2, at Syracuse, 11/12/2022
Touchdown Passes.....1, at Syracuse, 11/12/2022
Tackles (special teams).....2, Duquesne, 8/27/2022



TATE RODEMAKER **18**
QB | 6-4 • 196
Redshirt Sophomore
Valdosta, Ga. | Valdosta
Hospitality & Tourism Management

T. RODEMAKER'S CAREER STATISTICS & GAME HIGHS

PASSING									
YR.	G	COM	ATT	PCT	YDS	TD	INT	LG	AVG/G
2020	4	17	29	58.6	130	0	3	23	32.5
2021	3	1	2	50.0	7	0	0	7	2.3
2022	7	18	31	58.1	254	2	2	69	36.3
TOT	14	36	62	58.1	391	2	5	69	27.9

RUSHING							
YR.	G	RUSH	YDS	AVG	TD	LG	AVG/G
2020	4	8	(-13)	(-1.6)	0	17	(-3.2)
2021	3	0	0	0.0	0	0	0.0
2022	7	10	14	1.4	0	22	2.0
TOT	14	18	1	0.1	0	22	0.1

Pass Attempts.....12, Jacksonville State, 10/3/2020
Pass Completions.....8, Jacksonville State, 10/3/2020
Pass Yards.....109, at Louisville, 9/16/2022
Pass Touchdowns.....2, at Louisville, 9/16/2022
Long Pass.....69, at Louisville, 9/16/2022
Rush Attempts.....4, at Louisville, 9/16/2022
Rush Yards.....17, at Miami, 11/5/2022
Long Rush.....22, at Miami, 11/5/2022
Total Offense Yards.....101, at Louisville, 9/16/2022



MIKE ROUSSOS **24**
WR | 6-1 • 200
Redshirt Senior
New Port Richey, Fla. | Columbia
Mechanical Engineering

M. ROUSSOS'S CAREER STATISTICS & GAME HIGHS

RECEIVING							
YR.	G	REC	YDS	AVG	TD	LG	AVG/G
2018*	8	3	12	4.0	0	14	1.5
2019*	10	35	395	11.3	1	47	39.5
2021*	8	16	104	6.5	2	25	13.0
2022	2	2	16	8.0	0	16	8.0
TOT	28	56	527	9.4	3	47	18.8

PUNT RETURNS						
YR.	G	RET	YDS	AVG	TD	LG
2018*	8	12	218	18.2	1	91
2019*	10	14	242	17.3	1	56
2021*	8	16	152	9.5	0	31
2022	2	0	0	0.0	0	0
TOT	28	42	612	14.6	2	91

KICKOFF RETURNS						
YR.	G	RET	YDS	AVG	TD	LG
2018*	8	8	203	25.4	1	87
2019*	10	28	665	23.8	0	54
2021*	8	15	397	26.5	0	57
2022	2	0	0	0.0	0	0
TOT	28	51	1,265	24.8	1	87

Receptions.....7, Harvard, 11/9/2019*
Receiving Yards.....92, Penn, 10/19/2019*
Long Reception.....47, Penn, 10/19/2019*
Receiving Touchdowns.....1 (3x), last Brown, 11/13/2021*
Punt Returns.....5, at Yale, 10/30/2021*
Punt Return Yards.....91, Cornell, 11/17/2018*
Long Punt Return.....91, Cornell, 11/17/2018*
Punt Return Touchdowns.....1 (2x), last at St. Francis, 9/21/2019*
Kickoff Returns.....8, at Dartmouth, 10/25/2019*
Kickoff Return Yards.....177, at Dartmouth, 10/25/2019*
Long Kickoff Return.....87, Cornell, 11/17/2018*
Kickoff Return Touchdowns.....1, Cornell, 11/17/2018*
All-Purpose Yards.....259, at Dartmouth, 10/25/2019*
**at Columbia*



DEUCE SPANN **5**
WR | 6-4 • 203
Redshirt Sophomore
St. Petersburg, Fla. | Illinois
Social Science

D. SPANN'S CAREER STATISTICS & GAME HIGHS

RECEIVING							
YR.	G	REC	YDS	AVG	TD	LG	AVG/G
2020*	1	0	0	0.0	0	0	0.0
2021*	9	5	124	24.8	2	45	13.8
2022	12	8	64	8.0	0	20	5.3
TOT	22	13	188	14.5	2	45	8.5

RUSHING							
YR.	G	RUSH	YDS	AVG	TD	LG	AVG/G
2020	1	1	1	1.0	0	1	1.0
2021	9	0	0	0.0	0	0	0.0
2022	12	5	28	5.6	0	16	2.3
TOT	22	6	29	4.8	0	16	1.3



2022 FSU FOOTBALL

PLAYER BIOS - OFFENSE

Receptions..... 3, Duquesne, 8/27/2022
 Receiving Yards..... 45, Nebraska 8/28/2021*
 Longest Reception..... 45, Nebraska 8/28/2021*
 Receiving Touchdowns..... 1 (2x), last at Virginia 9/11/2021*
 Rushing Attempts..... 2, vs. LSU 9/4/2022
 Rushing Yards..... 20, vs. LSU 9/4/2022
 Longest Rush..... 16, vs. LSU 9/4/2022

*at Illinois



LAWRANCE TOAFILI 9

RB | 6-0 • 187
 Redshirt Sophomore
 St. Petersburg, Fla. | Pinellas Park
 Humanities

L. TOAFILI'S CAREER STATISTICS & GAME HIGHS

RUSHING							
YR.	G	RUSH	YDS	AVG	TD	LG	AVG/G
2020	8	37	356	9.6	2	73	44.5
2021	9	32	163	5.1	1	38	18.1
2022	13	93	457	4.9	5	33	35.2
TOT	30	162	976	6.0	8	73	32.5

RECEIVING							
YR.	G	REC	YDS	AVG	TD	LG	AVG/G
2020	8	12	120	10.0	0	31	15.0
2021	9	10	116	11.6	2	75	12.9
2022	13	24	268	11.2	1	65	20.6
TOT	230	46	504	11.0	3	75	16.8

Rush Attempts..... 14, at Miami, 11/5/2022
 Rush Yards..... 117, Duke, 12/12/2020
 Rush Touchdowns..... 1 (8x), last Georgia Tech, 10/29/2022
 Long Rush..... 73, Duke, 12/12/2020
 Receptions..... 6, Clemson, 10/15/2022
 Receiving Yards..... 84, Georgia Tech, 10/29/2022
 Long Reception..... 75, at Clemson, 10/30/2021
 Receiving Touchdowns..... 1 (3x), last Georgia Tech, 10/29/2022
 All-Purpose Yards..... 154, Georgia Tech, 10/29/2022



JORDAN TRAVIS 13

QB | 6-1 • 212
 Redshirt Junior
 West Palm Beach, Fla. | Louisville
 Sociology

J. TRAVIS' CAREER STATISTICS & GAME HIGHS

PASSING									
YR.	G	COM	ATT	PCT	YDS	TD	INT	LG	AVG/G
2018*	3	4	14	28.6	71	1	1	31	23.6
2019	4	6	11	54.5	79	0	0	63	19.8
2020	8	72	131	55.0	1,056	6	6	68	132.0
2021	10	122	194	62.9	1,539	15	6	75	153.9
2022	13	226	353	64.0	3,214	24	5	78	247.2
TOT	38	430	703	61.2	5,959	46	18	78	156.8

RUSHING							
YR.	G	RUSH	YDS	AVG	TD	LG	AVG/G
2018*	3	8	40	5.0	0	25	13.3
2019	4	23	228	9.9	3	66	57.0
2020	8	97	559	5.8	7	88	69.9
2021	10	134	530	4.0	7	53	53.0
2022	13	82	417	5.1	7	71	32.1
TOT	38	344	1,774	5.2	24	88	46.7

*at Louisville

Pass Attempts..... 42, Clemson, 10/15/2022
 Pass Completions..... 27, Oklahoma, 12/29/2022 (Cheez-It Bowl)
 Pass Yards..... 418, Oklahoma, 12/29/2022 (Cheez-It Bowl)
 Pass Touchdowns..... 3 (7x), last Oklahoma, 12/29/2022 (Cheez-It Bowl)
 Long Pass..... 78, Georgia Tech, 10/29/2022
 Rush Attempts..... 22, Miami, 11/13/2021
 Rush Yards..... 121, at North Carolina, 10/9/2021
 Rush Touchdowns..... 2 (6x), last Florida, 11/25/2022
 Long Rush..... 88, Pitt, 11/7/2020
 Receptions..... 1 (3x), last at Syracuse, 11/12/2022
 Receiving Yards..... 18, vs. Arizona State, 12/21/2019 (Sun Bowl)
 Receiving Touchdowns..... 1, at Syracuse, 11/12/2022
 Total Offense..... 468, Oklahoma, 12/29/2022 (Cheez-It Bowl)
 All-Purpose Yards..... 121, at North Carolina, 10/9/2021
 Touchdown Responsibility..... 5 (2x), last at Syracuse, 11/12/2022



TRESHAUN WARD 8

RB | 5-10 • 192
 Redshirt Sophomore
 Plant City, Fla. | Tampa Bay Tech
 Criminology

T. WARD'S CAREER STATISTICS & GAME HIGHS

RUSHING							
YR.	G	RUSH	YDS	AVG	TD	LG	AVG/G
2019	2	10	44	4.4	0	11	22.0
2020	2	2	54	27.0	1	28	27.0
2021	12	81	515	6.4	4	65	42.9
2022	10	95	628	6.6	7	46	62.8
TOT	26	188	1,241	6.6	12	65	47.7

RECEIVING							
YR.	G	REC	YDS	AVG	TD	LG	AVG/G
2019	2	0	0	0.0	0	0	0.0
2020	2	1	6	6.0	0	6	3.0
2021	12	21	185	8.8	1	30	15.4
2022	10	6	19	3.2	0	7	1.9
TOT	26	28	210	7.5	1	30	8.1

Rush Attempts..... 16, vs. LSU, 9/4/2022
 Rush Yards..... 127, Duquesne, 8/27/2022
 Rush Touchdowns..... 2 (3x), last Oklahoma, 12/29/2022 (Cheez-It Bowl)
 Long Rush..... 65, Syracuse, 10/2/2021
 Receptions..... 5, Syracuse, 10/2/2021
 Receiving Yards..... 56, Miami, 11/13/2021
 Receiving Touchdowns..... 1, at Wake Forest, 9/18/2021
 Long Reception..... 30, Miami, 11/13/2021
 All-Purpose Yards..... 127, Duquesne, 8/27/2022



DARION WILLIAMSON 21

WR | 6-3 • 200
 Redshirt Sophomore
 Brownsville, Tenn. | Haywood
 Sport Management

D. WILLIAMSON'S CAREER STATISTICS & GAME HIGHS

RECEIVING							
YR.	G	REC	YDS	AVG	TD	LG	AVG/G
2020	3	2	15	7.5	0	8	5.0
2021	12	11	110	10.0	0	17	9.2
2022	5	8	131	16.4	0	52	26.2
TOT	20	21	256	12.2	0	52	12.8

Receptions..... 5, Boston College, 9/24/2022
 Receiving Yards..... 98, Boston College, 9/24/2022
 Long Reception..... 52, Boston College, 9/24/2022



JOHNNY WILSON 14

WR | 6-7 • 235
 Redshirt Sophomore
 Pacoima, Calif. | Arizona State
 Social Science

J. WILSON'S CAREER STATISTICS & GAME HIGHS

RECEIVING							
YR.	G	REC	YDS	AVG	TD	LG	AVG/G
2020*	3	6	89	14.3	0	37	29.7
2021*	5	12	154	12.8	1	28	30.8
2022	13	43	897	20.9	5	78	69.0
TOT	21	61	1,140	18.7	6	78	54.3

*at Arizona State

Receptions..... 8, Oklahoma, 12/29/2022 (Cheez-It Bowl)
 Receiving Yards..... 202, Oklahoma, 12/29/2022 (Cheez-It Bowl)
 Receiving Touchdowns..... 2, at Louisville, 9/16/2021
 Long Reception..... 78, Georgia Tech, 10/29/2022



ONTARIA WILSON 80


WR | 6-0 • 175
 Redshirt Senior
 Ashburn, Ga. | Turner County
 Sociology

O. WILSON'S CAREER STATISTICS & GAME HIGHS

RECEIVING							
YR.	G	REC	YDS	AVG	TD	LG	AVG/G
2018	11	4	35	8.8	0	12	3.2
2019	8	21	227	10.8	1	40	28.4
2020	9	30	382	12.7	2	69	42.4
2021	11	23	382	16.6	5	65	34.7
2022	12	30	495	16.5	4	72	41.3
TOT	51	108	1,521	14.1	11	72	29.8

RUSHING							
YR.	G	RUSH	YDS	AVG	TD	LG	AVG/G
2018	11	0	0	0.0	0	0	0.0
2019	8	2	15	7.5	1	12	1.9
2020	9	4	32	8.0	0	13	3.6
2021	11	1	10	10.0	0	10	0.9
2022	12	0	0	0.0	0	0	0.0
TOT	51	7	57	8.1	1	13	1.1

Receptions..... 7 (2x), last vs. LSU, 9/4/2022
 Receiving Yards..... 117, at NC State, 11/14/2020
 Receiving Touchdowns..... 2 (2x), last vs. LSU, 9/4/2022
 Long Reception..... 72, Boston College, 9/12/2022
 Rush Attempts..... 2, vs. Arizona State (Sun Bowl), 12/31/2019
 Rush Yards..... 15, vs. Arizona State (Sun Bowl), 12/31/2019
 Rush Touchdowns..... 1, vs. Arizona State (Sun Bowl), 12/31/2019
 Long Rush..... 13, Jacksonville State, 10/3/2020
 Long Punt Return..... 51, at NC State, 10/8/2022
 All-Purpose Yards..... 117, at NC State, 11/14/2020



WINSTON WRIGHT JR. 1

WR | 5-10 • 183
 Redshirt Junior
 Savannah, Ga. | West Virginia
 Interdisciplinary Social Science

W. WRIGHT'S CAREER STATISTICS & GAME HIGHS

RECEIVING							
YR.	G	REC	YDS	AVG	TD	LG	AVG/G
2019*	10	19	97	5.1	0	16	9.7
2020*	10	47	553	11.8	2	70	55.3
2021*	13	63	688	10.9	5	40	52.9
TOT	33	129	1,338	10.4	7	70	40.5

RUSHING							
YR.	G	RUSH	YDS	AVG	TD	LG	AVG/G
2019*	10	1	2	2.0	0	2	0.2
2020*	10	2	4	2.0	0	8	0.4
2021*	13	2	2	1.0	0	1	0.2
TOT	33	5	8	1.6	0	8	0.2

KICKOFF RETURNS						
YR.	G	RET	YDS	AVG	TD	LG
2019*	10	7	193	27.6	1	95
2020*	10	20	425	21.2	0	37
2021*	13	23	618	26.9	1	98
TOT	33	50	1,236	24.7	2	98

Receptions..... 9 (2x), last Texas Tech 10/2/2021*
 Receiving Yards..... 127, at Oklahoma State 9/26/2020*
 Long Reception..... 70, at Oklahoma State 9/26/2020*
 Receiving Touchdowns..... 2, at Kansas 11/27/2021*
 Kickoff Returns..... 7, at Iowa State 12/5/2020*
 Kickoff Return Yards..... 217, at Maryland 9/4/2021*
 Long Kickoff Return..... 98, at Maryland 9/4/2021*
 Kickoff Return Touchdowns..... 1 (2x), last LIU 9/11/2021*
 All-Purpose Yards..... 256, at Maryland 9/4/2021*
 *at West Virginia



2022 FSU FOOTBALL

PLAYER BIOS - DEFENSE



TATUM BETHUNE 15

LB | 6-1 • 230
Redshirt Junior
Miami, Fla. | UCF
Interdisciplinary Social Science

T. BETHUNE'S CAREER STATISTICS & GAME HIGHS

YR.	G	UA	A	TOT	TFL-YDS	PBU	FF	FR	INT	SACKS
2019*	13	15	5	20	0.5-2	1	1	0	0	0.0-0
2020*	10	28	29	57	7.0-37	2	0	0	1-6	2.5-20
2021*	12	60	48	108	5.5-19	1	1	0	2-23	2.0-11
2022	13	43	41	84	9.5-29	3	0	1	0	3.0-14
TOT	47	146	123	269	22.5-87	7	2	1	3-29	7.5-45

Tackles.....18, USF, 11/26/2021*
Tackles for Loss.....2.5 (2x) last at NC State, 10/8/2022
Sacks.....1.5, Georgia Tech, 10/29/2022
Pass Breakups.....2, at Houston, 10/31/2020*
Interceptions.....1 (3x), last at SMU, 11/13/2021*
Forced Fumbles.....1 (2x), last at Temple, 10/30/2021*
Fumbles Recovered.....1, at Louisville, 9/16/2022
*at UCF



DENNIS BRIGGS JR. 6

DE | 6-4 • 280
Redshirt Junior
Kissimmee, Fla. | Gateway
Sociology

D. BRIGGS' CAREER STATISTICS & GAME HIGHS

YR.	G	UA	A	TOT	TFL-YDS	PBU	FF	FR	INT	SACKS
2018	4	0	2	2	0.0-0	1	0	0	0	0.0-0
2019	13	15	13	28	3.5-9	1	1	1	0	1.0-7
2020	5	3	3	6	0.0-0	0	1	0	0	0.0-0
2021	4	0	6	6	0.5-1	1	0	1	0	0.0-0
2022	13	5	16	21	3.5-6	1	0	0	0	3.0-6
TOT	39	23	40	63	7.5-16	4	2	2	0	4.0-13

Tackles.....6 (2x), last Alabama State, 11/16/2019
Tackles for Loss.....2.0, Alabama State, 11/16/2019
Sacks.....1.0 (3x), last Oklahoma, 12/29/2022 (Cheez-It Bowl)
Fumbles Forced.....1 (2x), last at Louisville, 10/24/2020
Fumbles Recovered.....1 (2x), last at Wake Forest, 9/18/2021
Pass Breakups.....1 (4x), last Wake Forest, 10/1/2022



SHYHEIM BROWN 38

DB | 6-2 • 205
Redshirt Freshman
Lake City, Fla. | Columbia
Sport Management

S. BROWN'S CAREER STATISTICS & GAME HIGHS

YR.	G	UA	A	TOT	TFL-YDS	PBU	FF	FR	INT	SACKS
2021	3	1	2	3	0.0-0	0	0	0	0	0.0-0
2022	13	19	17	36	2.5-9	2	0	1	0	1.5-8
TOT	16	20	19	39	2.5-9	2	0	1	0	1.5-8

Tackles.....7 (2x), last Florida, 11/25/2022
Tackles for Loss.....1.5, Boston College, 9/24/2022
Sacks.....1, Boston College, 9/24/2022
Pass Breakups.....2, Florida, 11/25/2022
Blocked Kicks.....1, vs. LSU, 9/4/2022
Fumbles Recovered.....1, Louisiana, 11/19/2022



OMARION COOPER 13

DB | 6-0 • 188
Sophomore
Lehigh Acres, Fla. | Lehigh Senior
Sport Management

O. COOPER'S CAREER STATISTICS & GAME HIGHS

YR.	G	UA	A	TOT	TFL-YDS	PBU	FF	FR	INT	SACKS
2021	8	10	6	16	0.0-0	4	0	0	2	0.0-0
2022	12	11	3	14	0.0-0	0	1	0	1	0.0-0
TOT	20	21	9	30	0.0-0	4	1	0	3	0.0-0

Tackles.....5, at Florida, 11/27/2021
Pass Breakups.....4, Miami, 11/13/2021
Fumbles Forced.....1, Oklahoma, 12/29/2022 (Cheez-It Bowl)
Interceptions.....1 (3x), last Boston College, 9/24/2022

#KeepCLIMBing | SEMINOLES.COM



ROBERT COOPER 91

DT | 6-2 • 335
Redshirt Senior
Lilburn, Ga. | South Gwinnett
Sociology

R. COOPER'S CAREER STATISTICS & GAME HIGHS

YR.	G	UA	A	TOT	TFL-YDS	PBU	FF	FR	INT	SACKS
2018	11	3	7	10	0.5-1	0	0	0	0	0.0-0
2019	13	18	22	40	5.0-14	1	0	1	0	2.0-4
2020	8	10	5	15	2.0-2	1	0	0	0	0.0-0
2021	12	16	23	39	4.5-9	1	0	0	0	0.5-1
2022	13	9	10	19	1.0-1	0	0	0	0	0.0-0
TOT	57	56	67	123	13-27	3	0	1	0	2.5-5

Tackles.....8, Syracuse, 10/26/2019
Tackles for Loss.....2.0, Syracuse, 10/26/2019
Sacks.....1.0 (2x), last vs. Arizona State (Sun Bowl), 12/31/2019
Fumbles Recovered.....1, Boise State, 8/31/2019
Pass Breakups.....1 (3x), last Miami, 11/13/2021



KALEN DeLOACH 4

LB | 6-1 • 211
Redshirt Junior
Savannah, Ga. | Islands
Interdisciplinary Social Science

K. DeLOACH'S CAREER STATISTICS & GAME HIGHS

YR.	G	UA	A	TOT	TFL-YDS	PBU	FF	FR	INT	SACKS
2019	8	2	1	3	0.0-0	0	0	0	0	0.0-0
2020	9	6	1	7	0.0-0	0	0	0	0	0.0-0
2021	12	38	31	69	6.5-17	2	0	0	1	1.0-3
2022	13	33	32	65	7.5-33	7	0	0	0	3.0-20
TOT	42	79	65	144	14.0-50	9	0	0	1	4.0-23

Tackles.....8 (3x), last Oklahoma, 12/29/2022 (Cheez-It Bowl)
Tackles for Loss.....2.0, (3x), last Oklahoma, 12/29/2022 (Cheez-It Bowl)
Sacks.....1.0 (3x), last Wake Forest, 10/1/2022
Pass Breakups.....2, Boston College, 9/24/2022
Interceptions.....1, at Florida, 11/27/2021



AKEEM DENT 27

DB | 6-1 • 199
Redshirt Junior
Pahokee, Fla. | Palm Beach Central
Sociology

A. DENT'S CAREER STATISTICS & GAME HIGHS

YR.	G	UA	A	TOT	TFL-YDS	PBU	FF	FR	INT	SACKS
2019	13	21	14	35	1.5-3	7	0	0	0	0.0-0
2020	7	8	5	13	0.0-0	1	0	0	0	0.0-0
2021	10	24	20	44	0.5-5	4	0	0	1	0.5-5
2022	13	29	24	53	0.5-0	4	0	0	0	0.0-0
TOT	43	82	63	145	2.5-8	16	0	0	1	0.5-5

Tackles.....10, at Louisville, 9/16/2022
Tackles for Loss.....1.0, Alabama State, 11/16/2019
Sacks.....0.5, Jacksonville State, 9/11/2021
Pass Breakups.....2 (4x), last vs. LSU, 9/4/2022
Interceptions.....1, at Boston College, 11/20/2021



STEPHEN DIX JR. 32

LB | 6-2 • 237
Redshirt Sophomore
Orlando, Fla. | Dr. Phillips
Sport Management

S. DIX'S CAREER STATISTICS & GAME HIGHS

YR.	G	UA	A	TOT	TFL-YDS	PBU	FF	FR	INT	SACKS
2020	9	18	27	45	3.5-6	0	0	0	0	0.0-0
2021	12	5	9	14	0.0-0	1	0	0	0	0.0-0
TOT	21	23	36	59	3.5-6	1	0	0	0	0.0-0

Tackles.....9, North Carolina, 10/17/2020
Tackles for Loss.....1.0 (2x), last at Louisville, 10/24/2020



JOSHUA FARMER 44

DL | 6-3 • 304
Redshirt Freshman
Port St. Joe, Fla. | Gadsden County
Sport Management

J. FARMER'S CAREER STATISTICS & GAME HIGHS

YR.	G	UA	A	TOT	TFL-YDS	PBU	FF	FR	INT	SACKS
2021	4	0	1	1	0.0-0	0	0	0	0	0.0-0
2022	13	10	5	15	6.0-23	0	0	0	0	2.0-10
TOT	17	10	6	16	6.0-23	0	0	0	0	2.0-10

Tackles.....3, Duquesne, 8/27/2022
Tackles for Loss.....1.0 (6x), last Louisiana, 11/19/2022
Sacks.....1.0 (2x), last Louisiana, 11/19/2022



MALIK FEASTER 16

DB | 6-0 • 190
Redshirt Senior
Toccoa, Ga. | Jacksonville State
Integrated Studies

M. FEASTER'S CAREER STATISTICS & GAME HIGHS

YR.	G	UA	A	TOT	TFL-YDS	PBU	FF	FR	INT	SACKS
2018*	13	21	7	28	2.5-6	9	0	1	1	0.0-0
2019*	12	30	10	40	1.0-4	8	0	0	0	0.0-0
2020*	5	3	5	8	0.5-1	1	0	0	0	0.0-0
2021*	11	28	14	42	0.0-0	6	1	1	2	0.0-0
2022	4	0	1	1	0.0-0	0	0	0	0	0.0-0
TOT	45	82	37	119	4.0-11	24	1	2	3	0.0-0

Tackles.....11, Stephen F. Austin, 10/9/2021*
Tackles for Loss.....1.5, Kennesaw State, 11/17/2018*
Pass Breakups.....2, Stephen F. Austin, 10/9/2021*
Interceptions.....1 (3x), last Abilene Christian, 11/6/2021*
Fumbles Forced.....1, Stephen F. Austin, 10/9/2021*
Fumble Return Touchdowns.....1, Stephen F. Austin, 10/9/2021*
*at Jacksonville State



AMARI GAINER 33

LB | 6-3 • 225
Redshirt Junior
Tallahassee, Fla. | Chiles
Sociology

A. GAINER'S CAREER STATISTICS & GAME HIGHS

YR.	G	UA	A	TOT	TFL-YDS	PBU	FF	FR	INT	SACKS
2018	4	0	0	0	0.0-0	0	0	0	0	0.0-0
2019	13	31	38	69	7.0-35	0	2	1	0	3.5-27
2020	9	36	29	65	5.0-14	0	1	1	0	0.5-2
2021	12	24	35	59	5.5-17	2	1	1	0	1.0-3
2022	8	7	10	17	1.5-7	0	1	0	0	1.0-6
TOT	46	98	112	210	19.0-73	2	5	3	0	6.0-38

Tackles.....12 (2x), last at NC State, 11/14/2020
Tackles for Loss.....2.5 (3x), last at Wake Forest, 9/18/2021
Sacks.....2.0, NC State, 9/28/2019
Fumbles Forced.....1 (5x), last at Syracuse, 11/12/2022
Fumbles Recovered.....1 (3x), last at Clemson, 10/30/2021
Pass Breakups.....1 (2x) last Miami, 11/13/2021



BRENDAN GANT 28

LB | 6-2 • 200
Redshirt Junior
Lakeland, Fla. | Kathleen
Social Science

B. GANT'S CAREER STATISTICS & GAME HIGHS

YR.	G	UA	A	TOT	TFL-YDS	PBU	FF	FR	INT	SACKS
2019	13	20	15	35	1.5-5	0	0	0	0	0.0-0
2020	9	22	9	31	1.0-2	0	1	0	1	0.0-0
2021	9	7	6	13	0.5-1	1	0	0	0	0.0-0
2022	12	19	14	33	1.5-4	1	0	1	0	1.0-3
TOT	43	68	44	112	4.5-12	2	1	1	1	1.0-3



2022 FSU FOOTBALL

PLAYER BIOS - DEFENSE

Tackles.....7 (2x), last at Miami, 9/26/2020
 Tackles for Loss.....1.5, Boston College, 9/24/2022
 Sacks.....1.0, Boston College, 9/24/2022
 Interceptions.....1, Duke, 12/12/2020
 Fumbles Forced.....1, Duke, 12/12/2020
 Fumbles Recovered.....1, vs. LSU, 9/4/2022
 Pass Breakups.....1, Duquesne, 8/27/2022



OMAR GRAHAM, JR **36**
LB | 6-1 • 226
 Freshman
 Fort Lauderdale, Fla. | Stranahan
 Social Science

O. GRAHAM JR.'S CAREER STATISTICS & GAME HIGHS

YR.	G	UA	A	TOT	TFL-YDS	PBU	FF	FR	INT	SACKS
2022	3	4	4	8	0.0-0	0	0	0	0	0.0-0
TOT	3	4	4	8	0.0-0	0	0	0	0	0.0-0

Tackles.....4, Duquesne, 8/27/2022



RENARDO GREEN **8**
DB | 6-0 • 185
 Redshirt Junior
 Orlando, Fla. | Wekiva
 Social Science

R. GREEN'S CAREER STATISTICS & GAME HIGHS

YR.	G	UA	A	TOT	TFL-YDS	PBU	FF	FR	INT	SACKS
2019	13	5	1	6	1.0-2	2	0	0	0	0.0-0
2020	5	18	9	27	0.5-2	1	1	0	0	0.0-0
2021	9	4	10	14	0.0-0	1	0	0	0	0.0-0
2022	13	42	16	58	3.0-7	5	0	0	0	0.0-0
TOT	40	69	36	105	4.5-11	9	1	0	0	0.0-0

Tackles.....9 (3x), last Wake Forest, 10/1/2022
 Tackles for Loss.....1.0 (4x), last Oklahoma, 12/29/2022 (Cheez-It Bowl)
 Fumbles Forced.....1, at Miami, 9/26/2020
 Pass Breakups.....2, Louisiana, 11/19/2022



TRAVIS JAY **18**
DB | 6-2 • 198
 Redshirt Sophomore
 Greenville, Fla. | Madison County
 Social Science

T. JAY'S CAREER STATISTICS & GAME HIGHS

DEFENSE										
YR.	G	UA	A	TOT	TFL-YDS	PBU	FF	FR	INT	SACKS
2020	6	17	9	26	0.0-0	0	1	0	1	0.0-0
2021	10	11	6	17	0.0-0	4	0	0	2	0.0-0
TOT	16	28	15	43	0.0-0	4	1	0	3	0.0-0

KICKOFF RETURNS

YR.	G	RET	YDS	AVG	TD	LG	AVG/G
2020	6	10	229	22.9	0	31	38.2
2021	10	4	104	26.0	0	41	10.4
TOT	16	13	333	25.6	0	41	20.8

PUNT RETURNS

YR.	G	RET	YDS	AVG	TD	LG	AVG/G
2020	6	2	20	10.0	0	16	3.3
2021	10	1	0	0.0	0	0	0.0
TOT	16	3	20	6.6	0	16	1.2

Tackles.....7 (2x), last North Carolina, 10/17/2020
 Interceptions.....1 (3x), last Syracuse, 10/2/2021
 Fumbles Forced.....1, at Miami, 9/26/2020
 Long Punt Return.....16, Georgia Tech, 9/12/2020
 Long Kick Return.....41, at North Carolina, 10/9/2021
 All-Purpose Yards.....112, at NC State, 11/14/2020
 Pass Breakups.....1, (4x), last at North Carolina, 10/9/2021



JARRIAN JONES **7**
DB | 6-0 • 189
 Redshirt Junior
 Magee, Miss. | Mississippi State
 Social Science

J. JONES' CAREER STATISTICS & GAME HIGHS

YR.	G	UA	A	TOT	TFL-YDS	PBU	FF	FR	INT	SACKS
2019*	11	7	5	12	0.0-0	2	0	1	0	0.0-0
2020	8	11	7	18	0.0-0	1	0	0	0	0.0-0
2021	12	18	4	22	0.5-1	2	0	0	1	0.0-0
2022	12	13	6	19	0.0-0	4	0	0	1	0.0-0
TOT	43	49	22	71	0.5-1	9	0	1	2	0.0-0

Tackles.....6, (2x), last at Wake Forest, 9/18/2021
 Tackles for Loss.....0.5, NC State, 11/6/2021
 Interceptions.....1 (2x), last Florida, 11/25/2022
 Fumbles Recovered.....1, Kansas State, 9/14/2019*
 Pass Breakups.....2, Florida, 11/25/2022
 *at Mississippi State



KEVIN KNOWLES II **3**
DB | 5-11 • 185
 Sophomore
 Hollywood, Fla. | McArthur
 Social Science

K. KNOWLES' CAREER STATISTICS & GAME HIGHS

YR.	G	UA	A	TOT	TFL-YDS	PBU	FF	FR	INT	SACKS
2021	12	15	11	26	1.5-1	2	0	0	0	0.0-0
2022	13	16	8	24	0.0-0	2	0	0	1	0.0-0
TOT	25	31	19	50	1.5-1	4	0	0	1	0.0-0

Tackles.....7, at Boston College, 11/20/2021
 Tackles for Loss.....1.0, UMass, 10/23/2021
 Pass Breakups.....1 (4x), last at NC State, 10/8/2022
 Interceptions.....1, at Louisville, 9/16/2022



FABIEN LOVETT **0**
DT | 6-4 • 318
 Redshirt Junior
 Vicksburg, Miss. | Mississippi State
 Interdisciplinary Social Science

F. LOVETT'S CAREER STATISTICS & GAME HIGHS

YR.	G	UA	A	TOT	TFL-YDS	PBU	FF	FR	INT	SACKS
2018*	2	0	0	0	0.0-0	0	0	0	0	0.0-0
2019*	13	6	13	19	2.5-6	0	0	0	0	1.0-5
2020	8	6	8	14	1.5-3	0	0	0	0	1.0-2
2021	11	10	18	28	4.5-16	0	0	0	0	2.0-12
2022	7	5	5	10	2.0-8	1	1	0	0	1.0-7
TOT	41	27	44	71	10.5-33	1	1	0	0	5.0-26

*at Mississippi State

Tackles.....5, (2x) last at North Carolina, 10/9/2021
 Tackles for Loss.....1.0 (8x), last Louisiana, 11/19/2022
 Sacks.....1.0, (4x) last at Miami, 11/5/2022
 Forced Fumbles.....1, Louisiana, 11/19/2022
 Pass Breakups.....1, at Miami, 11/5/2022



DJ LUNDY **46**
LB | 6-1 • 232
 Redshirt Sophomore
 Ocilla, Ga. | Irwin County
 Interdisciplinary Social Science

D. LUNDY'S CAREER STATISTICS & GAME HIGHS

DEFENSE										
YR.	G	UA	A	TOT	TFL-YDS	PBU	FF	FR	INT	SACKS
2020	7	8	4	12	0.5-3	0	0	0	0	0.5-3
2021	12	32	36	68	5.0-12	2	0	1	0	1.0-5
2022	13	24	24	48	5.0-14	2	1	0	0	1.5-8
TOT	32	64	65	129	10.5-29	4	1	1	0	3.0-16

RUSHING						
YR.	G	RUSH	YDS	AVG	TD	LG
2020	7	0	0	0.0	0	0
2021	12	0	0	0.0	0	0
2022	13	3	2	1.0	2	1
TOT	33	3	2	1.0	2	1

RECEIVING						
YR.	G	REC	YDS	AVG	TD	LG
2020	7	0	0	0.0	0	0
2021	12	0	0	0.0	0	0
2022	13	1	2	2.0	1	2
TOT	32	1	2	2.0	1	2

Tackles.....11, at Clemson, 10/30/2021
 Tackles for Loss.....1.5, Louisiana, 11/19/2022
 Sacks.....1.5, Louisiana, 11/19/2022
 Forced Fumbles.....1, at Louisville, 9/16/2022
 Rush Attempts.....1, (3x) last Oklahoma, 12/29/2022 (Cheez-It Bowl)
 Rushing Touchdowns.....1 (2x), last Clemson, 10/15/2022
 Receiving Touchdowns.....1, at Miami, 11/5/2022



DANIEL LYONS **95**
DL | 6-4 • 282
 Freshman
 Miami, Fla. | Homestead Senior
 Sport Management

D. LYONS' CAREER STATISTICS & GAME HIGHS

YR.	G	UA	A	TOT	TFL-YDS	PBU	FF	FR	QBH	SACKS
2022	4	1	3	4	0.0-0	0	0	0	0	0.0-0
TOT	4	1	3	4	0.0-0	0	0	0	0	0.0-0

Tackles.....2, Duquesne, 8/27/2022




JARQUES McCLELLION **1**
DB | 6-0 • 180
 Redshirt Senior
 Delray Beach, Fla. | Arkansas
 Sociology

J. McCLELLION'S CAREER STATISTICS & GAME HIGHS

YR.	G	UA	A	TOT	TFL-YDS	PBU	FF	FR	INT	SACKS
2018*	12	21	4	25	0.0-0	7	0	0	0	0.0-0
2019*	12	21	13	34	0.0-0	4	0	0	1	0.0-0
2021	11	18	11	29	0.0-0	1	0	0	0	0.0-0
2022	13	7	5	12	0.0-0	1	0	0	0	0.0-0
TOT	48	67	33	100	0.0-0	13	0	0	1	0.0-0

Tackles.....8, at Boston College, 11/20/2021
 Interceptions.....1, Portland State, 8/31/2019*
 Pass Breakups.....2 (3x), last vs. Texas A&M, 9/28/2019*
 *at Arkansas



DERRICK McLENDON II **9**
DE | 6-4 • 245
 Redshirt Sophomore
 Decatur, Ga. | Tucker
 Interdisciplinary Social Science

D. McLENDON'S CAREER STATISTICS & GAME HIGHS

YR.	G	UA	A	TOT	TFL-YDS	PBU	FF	FR	INT	SACKS
2019	4	0	1	1	0.5-0	0	0	0	0	0.0-0
2020	9	5	2	7	2.5-7	0	0	0	0	0.0-0
2021	12	7	9	16	4.5-14	0	1	1	0	3.5-11
2022	13	17	20	37	5.0-19	0	0	1	0	3.5-16
TOT	38	29	32	61	12.5-40	0	1	2	0	7.0-27

Tackles.....8, Clemson, 10/15/2022
 Tackles for Loss.....1.5 (2x), last at Wake Forest, 9/18/2021
 Sacks.....1.5, at Wake Forest, 9/18/2021
 Fumbles Forced.....1, Jacksonville State, 9/11/2021
 Fumbles Recovered.....1 (2x), last at Louisville, 9/16/2022



2022 FSU FOOTBALL

PLAYER BIOS - DEFENSE




PATRICK PAYTON 56

DL | 6-5 • 248
Redshirt Freshman
Miami, Fla. | Miami Northwestern
Sport Management

P. PAYTON'S CAREER STATISTICS & GAME HIGHS

YR.	G	UA	A	TOT	TFL-YDS	PBU	FF	FR	INT	SACKS
2021	1	0	0	0	0.0-0	0	0	0	0	0.0-0
2022	13	22	9	31	6.0-49	3	1	0	0	5.0-48
TOT	14	22	9	31	6.0-49	3	1	0	0	5.0-48

Tackles.....6, at NC State, 10/8/2022
Tackles for Loss.....1.0 (6x), last Oklahoma, 12/29/2022 (Cheez-It Bowl)
Sacks.....1.0 (4x), last at Syracuse, 11/12/2022
Pass Breakups.....1 (3x), last Louisiana, 11/19/2022



MALCOLM RAY 99

DT | 6-2 • 285
Redshirt Sophomore
Miami Gardens, Fla. | Miami Carol City
Interdisciplinary Social Science

M. RAY'S CAREER STATISTICS & GAME HIGHS

YR.	G	UA	A	TOT	TFL-YDS	PBU	FF	FR	INT	SACKS
2020	6	2	0	2	0.0-0	0	0	0	0	0.0-0
2021	10	12	12	24	5.5-22	0	0	0	0	1.5-13
2022	13	8	7	15	2.5-12	0	0	1	0	2.0-12
TOT	29	22	19	41	8.0-34	0	0	1	0	3.5-25

Tackles.....4 (2x), last at Louisville, 9/16/2022
Tackles for Loss.....2.0, at Boston College, 11/20/2021
Sacks.....1.0 (3x), last Clemson, 10/15/2022
Fumbles Recovered.....1, at Miami, 11/5/2022



JAMMIE ROBINSON 10

DB | 5-11 • 203
Redshirt Junior
Cordele, Ga. | South Carolina
Social Science

J. ROBINSON'S CAREER STATISTICS & GAME HIGHS

YR.	G	UA	A	TOT	TFL-YDS	PBU	FF	FR	INT	SACKS
2019*	12	46	16	62	1.5-7	4	1	0	1	0.0-0
2020*	10	47	27	74	2.0-3	4	0	0	1	0.0-0
2021	12	42	43	85	7.0-12	3	2	0	4	0.0-0
2022	13	46	53	99	5.0-16	5	0	1	1	1.0-6
TOT	47	181	138	319	15.5-38	16	3	1	7	1.0-6

*at South Carolina

Tackles.....18, at Florida, 11/27/2021
Tackles for Loss.....1.5, (3x) last Georgia Tech, 10/29/2022
Sacks.....1, Oklahoma, 12/29/2022 (Cheez-It Bowl)
Interceptions.....1 (7x), last at NC State, 10/8/2022
Fumbles Forced.....1 (3x), last at Clemson, 10/30/2021
Pass Breakups.....2 (3x), last Duquesne, 8/27/2022



AZAREYE'H THOMAS 20

DB | 6-2 • 188
Freshman
Niceville, Fla. | Niceville
Media/Communication Studies

A. THOMAS' CAREER STATISTICS & GAME HIGHS

YR.	G	UA	A	TOT	TFL-YDS	PBU	FF	FR	INT	SACKS
2022	11	8	6	14	2.0-2	1	0	0	1	0.0-0
TOT	11	8	6	14	2.0-2	1	0	0	1	0.0-0

Tackles.....3, Louisiana, 11/19/2022
Tackles for Loss.....2.0, Boston College, 9/24/2022
Interceptions.....1, at Miami, 11/5/2022
Pass Breakups.....1, Oklahoma, 12/29/2022 (Cheez-It Bowl)



BYRON TURNER, JR 54

DL | 6-4 • 237
Redshirt Freshman
Port Sulpher, La. | St. Augustine
Sport Management

B. TURNER JR.'S CAREER STATISTICS & GAME HIGHS

YR.	G	UA	A	TOT	TFL-YDS	PBU	FF	FR	QBH	SACKS
2022	8	0	3	3	0.0-0	0	0	0	0	0.0-0
TOT	8	0	3	3	0.0-0	0	0	0	0	0.0-0

Tackles.....2, Louisiana, 11/19/2022



GREEDY VANCE JR. 21

DB | 5-11 • 170
Redshirt Sophomore
Kenner, La. | Louisville
Social Science

G. VANCE'S CAREER STATISTICS & GAME HIGHS

YR.	G	UA	A	TOT	TFL-YDS	PBU	FF	FR	INT	SACKS
2020*	5	1	0	1	0.0-0	0	0	0	0	0.0-0
2021*	12	33	3	36	1.0-2	7	0	1	0	0.0-0
2022	13	12	4	16	0.0-0	2	0	0	3	0.0-0
TOT	30	46	7	53	1.0-2	9	0	1	3	0.0-0

Tackles.....8, at Duke, 11/18/2021*
Tackles for Loss.....1.0, Kentucky, 11/27/2021*
Fumbles Recovered.....1, Syracuse, 11/13/2021*
Pass Breakups.....2 (2x), last at NC State 10/30/2021*
Interceptions.....1 (3x), last at Syracuse, 11/12/2022*
*at Louisville



JARED VERSE 5

DE | 6-4 • 248
Redshirt Sophomore
Dayton, Ohio | Albany
Interdisciplinary Social Science

J. VERSE'S CAREER STATISTICS & GAME HIGHS

YR.	G	UA	A	TOT	TFL-YDS	PBU	FF	FR	BLK	SACKS
2020**	4	15	7	22	10.0-36	0	1	0	1	4.0-16
2021*	11	31	21	52	11.5-74	1	1	0	0	9.5-70
2022	12	22	26	48	17.0-91	0	0	1	1	9.0-72
TOT	27	69	54	123	37.5-201	1	2	1	2	23.5-158

Tackles.....10, Stony Brook 3/27/2021**
Tackles for Loss.....4.0, Rhode Island 3/20/2021**
Sacks.....2.0 (5x), last vs. LSU, 9/4/2022
Fumbles Forced.....1 (2x), last at North Dakota State 9/4/2021*
Fumbles Recovered.....1, at Miami, 11/5/2022
Pass Breakups.....1, New Hampshire 11/6/2021*
Blocked Kicks.....1 (2x), last vs. LSU, 9/4/2022
*at Albany; **2020 season played in Spring 2021



LEONARD WARNER III 35

DE | 6-4 • 247
Redshirt Senior
Snellville, Ga. | Brookwood
Sociology

L. WARNER'S CAREER STATISTICS & GAME HIGHS

YR.	G	UA	A	TOT	TFL-YDS	PBU	FF	FR	INT	SACKS
2017	13	2	3	5	0.0-0	0	0	0	0	0.0-0
2018	12	20	18	38	1.5-5	1	0	0	0	0.0-0
2019	12	25	32	57	3.5-6	0	0	0	0	2.0-4
2020	8	6	6	12	1.0-5	0	0	0	0	0.0-0
2022	13	11	11	22	3.0-13	0	1	0	0	2.5-13
TOT	58	64	70	134	9.0-29	1	1	0	0	4.5-17

Tackles.....9, Florida, 11/24/2018
Tackles for Loss.....1.5, Georgia Tech, 10/29/2022
Fumbles Forced.....1, Oklahoma, 12/29/2022 (Cheez-It Bowl)
Sacks.....1.5, Georgia Tech, 10/29/2022
Pass Breakups.....1, at Miami, 10/6/2018



SIDNEY WILLIAMS 23

DB | 6-1 • 190
Redshirt Sophomore
New Orleans, La. | Vigor (Ala.)
Social Science

S. WILLIAMS' CAREER STATISTICS & GAME HIGHS

YR.	G	UA	A	TOT	TFL-YDS	PBU	FF	FR	INT	SACKS
2020	8	13	9	22	0.0-0	1	0	0	0	0.0-0
2021	6	17	15	32	0.0-0	3	0	1	1	0.0-0
2022	11	7	5	12	0.0-0	0	0	0	0	0.0-0
TOT	25	37	29	66	0.0-0	4	0	1	1	0.0-0

Tackles.....10, at North Carolina, 10/9/2021
Interceptions.....1, at Wake Forest, 9/18/2021
Pass Breakups.....1 (4x), last at North Carolina, 10/9/2021
Fumbles Recovered.....1, Jacksonville State, 9/11/2021



2022 FSU FOOTBALL

PLAYER BIOS - SPECIAL TEAMS




MAC CHIUMENTO 43

K | 6-4 • 213
Freshman
Daytona Beach, Fla. | Seabreeze
Risk Management/Insurance

M. CHIUMENTO'S CAREER STATISTICS & GAME HIGHS

KICKOFF

YR.	G	KO	YDS	AVG	TB	OB
2022	3	6	378	63.0	4	0
TOT	3	6	378	63.0	4	0



RYAN FITZGERALD 88

K | 6-1 • 198
Redshirt Sophomore
Coolidge, Ga. | Colquitt County
Risk Management/Insurance

R. FITZGERALD'S CAREER STATISTICS & GAME HIGHS

YR.	G	FGM	FGA	FG%	LONG	PAT	XP%
2020	5	4	7	57.1	42	12-13	92.3
2021	12	10	13	77.0	53	37-40	92.5
2022	13	12	20	60.0	47	57-58	98.2
TOT	30	26	40	65.0	53	106-111	95.4

KICKOFF

YR.	G	KO	YDS	AVG	TB	OB
2020	5	0	0	-	0	0
2021	12	0	0	-	0	0
2022	13	76	4,892	64.4	50	3
TOT	30	76	4,892	64.4	50	3

Points Scored.....11 (4x), last Georgia Tech, 10/29/2022

PATs.....8, UMass, 10/23/2021

Field Goals Made.....3, Miami, 11/13/2021

Field Goals Attempted.....4, Miami, 11/13/2021

Longest Field Goal.....53, Jacksonville State, 9/11/2021



ALEX MASTRODDO 29

P | 6-1 • 220
Redshirt Sophomore
Melbourne, Australia | Brighton Grammar
Hospitality & Tourism Management

A. MASTRODDO'S CAREER STATISTICS & GAME HIGHS

YR.	G	PUNTS	YDS	AVG	LONG	I20	50+
2020	8	35	1,523	43.5	54	7	4
2021	12	61	2,606	42.7	65	18	8
2022	13	34	1,422	41.8	53	14	5
TOT	33	130	5,551	42.7	65	39	17

Punt Attempts.....9, NC State, 11/6/2021

Punt Yards.....404, NC State, 11/6/2021

Longest Punt.....65, Jacksonville State, 9/11/2021

Inside 20.....4, at Boston College, 11/20/2021



2022 FSU FOOTBALL

THE LAST TIME IT HAPPENED

RUSHING

400+ RUSHING YARDS

FSU: 406 vs. Duquesne	2022
Opp: 401, Georgia Tech	2009

300+ RUSHING YARDS

FSU: 406 vs. Duquesne	2022
Opp: 353, Notre Dame	2020

200+ RUSHING YARDS

FSU: 227 vs. Florida	2022
Opp: 253, Oklahoma (Cheez-It)	2022

100 OR FEWER RUSHING YARDS

FSU: 38 vs. NC State	2021
Opp: 95, Syracuse	2022

50 OR FEWER RUSHING YARDS

FSU: 38 vs. NC State	2021
Opp: 43, Miami	2021

NEGATIVE RUSHING YARDS

FSU: -21 vs. Clemson	2018
Opp: -27, Colorado	2007

70+ RUSH ATTEMPTS

FSU: 72 vs. Western Carolina	1985
Opp: 71, LSU	1982

60+ RUSH ATTEMPTS

FSU: 63 at USF	2016
Opp: 60, Oklahoma (Cheez-It)	2022

50+ RUSH ATTEMPTS

FSU: 54 vs. Duquesne	2022
Opp: 60, Oklahoma (Cheez-It)	2022

7+ RUSH TOUCHDOWNS

FSU: 7 vs. Murray State	2012
Opp: 7, Louisville	2016

6+ RUSH TOUCHDOWNS

FSU: 6 vs. Duquesne	2022
Opp: 7, Louisville	2016

5+ RUSH TOUCHDOWNS

FSU: 5 vs. Florida	2022
Opp: 7, Louisville	2016

4+ RUSH TOUCHDOWNS

FSU: 5 vs. Louisiana	2022
Opp: 4, Pitt	2020

30+ CARRIES

FSU: 30, Cam Akers at Wake Forest	2019
Opp: 40, AJ Dillon, Boston College	2019

200+ RUSHING YARDS

FSU: 225, Dalvin Cook at Syracuse	2016
Opp: 202, Dexter Williams, Notre Dame	2018

QB RUSHED FOR 100+ YARDS

FSU: 108, Jordan Travis at NC State	2022
Opp: 127, Malik Cunningham, Louisville	2022

4+ RUSHING TOUCHDOWNS

FSU: 4, Cam Akers vs. Syracuse	2019
Opp: 4, Lamar Jackson, Louisville	2016

3+ RUSHING TOUCHDOWNS

FSU: 3, Trey Benson vs. Florida	2022
Opp: 3, Garrett Shrader, Syracuse	2021

2+ PLAYERS WITH 100+ RUSH YARDS

FSU: Treshaun Ward (127), Trey Benson (105), Lawrance Toafili (101) vs. Duquesne	2022
Opp: Jovantae Barnes (108), Gavin Sawchuk (100), Oklahoma (Cheez-It)	2022

5+ PLAYERS SCORED RUSHING TOUCHDOWN

FSU: Treshaun Ward (2), Trey Benson, Lawrance Toafili, Rodney Hill, Jordan Travis vs. Duquesne	2022
Opp: Bo Jackson (2), Brent Fullwood, Demetrius Threatt, Reggie Ware, Freddy Weygand, Auburn	1985

PASSING

500+ PASSING YARDS

FSU: 521 vs. Clemson	2000
Opp: 532, Arizona State	1984

400+ PASSING YARDS

FSU: 418 vs. Oklahoma (Cheez-It)	2022
Opp: 407, Boise State	2019

300+ PASSING YARDS

FSU: 418 vs. Oklahoma (Cheez-It)	2022
Opp: 316, Miami	2021

75 OR FEWER PASSING YARDS

FSU: 65 at Florida	2011
Opp: 65, Syracuse	2022

50+ PASS ATTEMPTS

FSU: 52 vs. Ole Miss	2016
Opp: 52, NC State	2019

30+ COMPLETIONS

FSU: 30 vs. ULM	2019
Opp: 33, Miami	2020

10 OR FEWER COMPLETIONS

FSU: 8 vs. North Carolina	2020
Opp: 9, Florida	2022

6+ PASS TOUCHDOWNS

FSU: 6 vs. Charleston Southern	2011
Opp: Never	

5+ PASS TOUCHDOWNS

FSU: 5 vs. Boston College	2016
Opp: 5, Clemson	2018

4+ PASS TOUCHDOWNS

FSU: 4 at Syracuse	2022
Opp: 4, Miami	2021

6+ PASSES HAD INTERCEPTED

FSU: 6 at NC State	1998
Opp: 6, Wake Forest	2013

5+ PASSES HAD INTERCEPTED

FSU: 5 vs. Wake Forest	2008
Opp: 6, Wake Forest	2013

COMPLETED PASSES TO 10+ PLAYERS

FSU: 10 vs. Louisiana	2022
Opp: 10, Boston College	2022

400+ PASSING YARDS

FSU: 418, Jordan Travis vs. Oklahoma (Cheez-It)	2022
Opp: 407, Hank Bachmeier, Boise State	2019

300+ PASSING YARDS

FSU: 418, Jordan Travis vs. Oklahoma (Cheez-It)	2022
Opp: 316, Tyler Van Dyke, Miami	2021

30+ COMPLETIONS

FSU: 30, James Blackman vs. ULM	2019
Opp: 30, Kyle Trask, Florida	2019

4+ TOUCHDOWN PASSES

FSU: 4, James Blackman at NC State	2018
Opp: 4, Tyler Van Dyke, Miami	2021

4+ INTERCEPTIONS THROWN

FSU: 4, James Blackman vs. Arizona State (Sun)	2019
Opp: 4, Devlin Hodges, Samford	2018

RECEIVING

10+ RECEPTIONS

FSU: 10, D.J. Matthews at NC State	2018
Opp: 11, Thayer Thomas, NC State	2020

200+ RECEIVING YARDS

FSU: 202, Johnny Wilson vs. Oklahoma (Cheez-It)	2022
Opp: 215, Kelvin McKnight, Samford	2020

3+ RECEIVING TOUCHDOWNS

FSU: 3, Auden Tate vs. Southern Miss (Indep.)	2017
Opp: 3, James Quick, Louisville	2015

2+ PLAYERS WITH 100+ RECEIVING YARDS

FSU: Tamorrion Terry (142), D.J. Matthews (133) at NC State	2018
Opp: Kelvin McKnight (215), Andrew Harris (122), Samford	2018

TOTAL OFFENSE

700+ TOTAL OFFENSE

FSU: 771 vs. Clemson	2000
Opp: Never	

600+ TOTAL OFFENSE

FSU: 642 vs. Georgia Tech	2022
Opp: 621, Boise State	2019

500+ TOTAL OFFENSE

FSU: 587 vs. Oklahoma (Cheez-It)	2022
Opp: 569, Louisville	2020

RAN 85+ PLAYS

FSU: 89 at Wake Forest	2019
Opp: 85, Wake Forest	2022

500+ YARDS OF TOTAL OFFENSE

FSU: 509, Chris Weinke vs. Clemson	2000
Opp: 532, Jeff Van Raaphorst, Arizona State	1984

400+ YARDS OF TOTAL OFFENSE

FSU: 468, Jordan Travis vs. Oklahoma (Cheez-It)	2022
Opp: 475, Devlin Hodges, Samford	2018

SCORING

60+ POINTS

FSU: 77 vs. Delaware State	2017
Opp: 63, Louisville	2016

50+ POINTS

FSU: 59 vs. UMass	2021
Opp: 52, Miami	2020

0 POINTS

FSU: vs. Wake Forest	2006
Opp: Boston College	2015

WON BY 45+ POINTS

FSU: 56 vs. UMass (59-3)	2021
Opp: 49, Clemson (59-10)	2018



2022 FSU FOOTBALL

THE LAST TIME IT HAPPENED

SCORED ON FIRST DRIVE OF GAME

FSU: FG vs. Oklahoma (Cheez-It)	2022
Opp: TD, Oklahoma (Cheez-It)	2022

SCORED ON FIRST OFFENSIVE PLAY OF GAME

FSU: TD vs. North Carolina	2020
Opp: TD, Samford	2018

RECORDED A SAFETY

FSU: at Boston College	2021
Opp: Charleston Southern	2016

TURNOVERS

LOST 6+ TURNOVERS

FSU: 6 at Wake Forest (3 INT, 3 FUM)	2021
Opp: 7, Wake Forest (6 INT, 1 FUM)	2013

LOST 5+ TURNOVERS

FSU: 6 at Wake Forest (3 INT, 3 FUM)	2021
Opp: 5, Samford (4 INT, 1 FUM)	2018

LOST 4+ FUMBLES

FSU: 4 vs. Oregon (2015 Rose Bowl)	2014
Opp: 4, USC	1998

THREW 4+ INTERCEPTIONS

FSU: 4 vs. Arizona State (Sun Bowl)	2019
Opp: 4, Samford	2018

LOST GAME W/O A TURNOVER

FSU: at Florida	2019
Opp: Georgia Tech	2022

2+ TURNOVERS RETURNED FOR TD

FSU: at Florida (1 INT, 1 FUM)	2017
Opp: Wake Forest (1 INT, 1 FUM)	2004

TAKEAWAY ON FIRST DRIVE OF GAME

FSU: INT vs. Boston College	2022
Opp: FUM, Florida	2022

2+ INTERCEPTIONS

FSU: 2, Asante Samuel Jr vs. Georgia Tech	2020
Opp: 2, Kyle Hamilton, Notre Dame	2021

2+ FUMBLES FORCED

FSU: 2, Hamsah Nasirildeen vs. Boise State	2019
Opp: 2, Gerrill Johnson, UMass	2021

2+ FUMBLES RECOVERED

FSU: 2, DeMarcus Walker vs. Florida	2016
Opp: 2, Will Harris, Boston College	2017

INTERCEPTION FOR TOUCHDOWN

FSU: 70 yards, Jarvis Brownlee Jr. vs. UMass	2021
Opp: 50 yards, Brandon Hill, Pitt	2020

FUMBLE RETURN FOR TOUCHDOWN

FSU: 6 yards, Jermaine Johnson II at Clemson	2021
Opp: 3 yards, Barrett Carter, Clemson	2021

DEFENSE

RECORDED 7+ SACKS

FSU: 7 vs. Syracuse	2019
Opp: 7, Pitt	2020

RECORDED 10+ TACKLES FOR LOSS

FSU: 11 vs. Oklahoma (Cheez-It)	2022
Opp: 10, Syracuse	2022

BROKE UP 10+ PASSES

FSU: 12 vs. Miami	2017
Opp: 12, Louisville	2020

4.0+ SACKS

FSU: 4.0, Joshua Kaindoh vs. Delaware State	2017
Opp: 4.0, Brenton Cox Jr, Florida	2021

4.0+ TACKLES FOR LOSS

FSU: 5.0, Jermaine Johnson II vs. Miami	2021
Opp: 4.0, Brenton Cox Jr, Florida	2021

15+ TACKLES

FSU: 18, Jammie Robinson at Florida	2021
Opp: 15, Alonzo Saxton, Duke	2017

SPECIAL TEAMS

RETURNED BLOCKED PUNT FOR TD

FSU: vs. UCLA (Emerald Bowl)	2006
Opp: Virginia Tech	2018

BLOCKED PUNT FOR SAFETY

FSU: vs. Colorado	2008
Opp: Clemson	2004

PUNTED 10+ TIMES

FSU: 12 vs. Clemson	2018
Opp: 10, Syracuse	2016

DID NOT PUNT

FSU: vs. Georgia Tech	2022
Opp: Georgia Tech	2010

RECOVERED AN ONSIDE KICK

FSU: vs. NC State	2021
Opp: Georgia Tech	2022

MADE 4+ FIELD GOALS

FSU: 4 at Wake Forest	2017
Opp: 4, NC State	2022

4+ FIELD GOALS MADE

FSU: 4, Ricky Aguayo at Wake Forest	2017
Opp: 4, Christopher Dunn, NC State	2022

MADE FIELD GOAL OF 60+ YARDS

FSU: 60 yards, Gary Cismesia at Florida	2007
Opp: 61 yards, Wayne Latimer, Virginia Tech	1975

PUNT OF 70+ YARDS

FSU: 76, Sean Liss at Miami	1996
Opp: 73, Mark Vassett, Louisville	2001

KICKOFF RETURN TOUCHDOWN

FSU: 93 yards, Trey Benson vs. Boston College	2022
Opp: 86 yards, Justin Miller, Clemson	2004

PUNT RETURN TOUCHDOWN

FSU: 74 yards, D.J. Matthews at Miami	2018
Opp: 69 yards, Jaire Alexander, Louisville	2016

BLOCKED A PUNT

FSU: Marvin Wilson vs. North Carolina	2020
Opp: Chris Cunningham, Virginia Tech	2018

BLOCKED A FIELD GOAL

FSU: Jared Verse vs. LSU	2022
Opp: Chase Lucas, Arizona State (Sun Bowl)	2019

BLOCKED FIELD GOAL RETURN TOUCHDOWN

FSU: 63 yards, Tarvarus McFadden vs. Del. St.	2017
Opp: 78 yards, Lance Austin, Georgia Tech	2015

BLOCKED PAT

FSU: Shyheim Brown vs. LSU	2022
Opp: Myles Murphy, Clemson	2021

SCORED 2-POINT CONVERSION

FSU: Brian Courtney rec. vs. Oklahoma (Cheez-It)	2022
Opp: Brayden Willis rec., Oklahoma (Cheez-It)	2022

MISCELLANEOUS

30+ FIRST DOWNS

FSU: 32 vs. Duquesne	2022
Opp: 33, Miami	2020

10 OR FEWER FIRST DOWNS

FSU: 10 at Clemson	2019
Opp: 9, Syracuse	2022

15+ PENALTIES

FSU: 16 at NC State	2018
Opp: 17, Virginia Tech (ACC Championship)	2005

100+ PENALTY YARDS

FSU: 104 vs. Georgia Tech	2022
Opp: 107, Georgia Tech	2022

ZERO PENALTIES

FSU: vs. Virginia Tech (ACC Championship)	2010
Opp: The Citadel	2014

40+ MINUTES OF POSSESSION

FSU: 40:19 at USF	2016
Opp: 40:40, Alabama State	2019

SCORING DRIVE OF 99 YARDS

FSU: 6 plays vs. Boston College	2012
Opp: 11 plays, LSU	2022

TDS ON OFFENSE, DEFENSE & SPECIAL TEAMS

FSU: vs. Delaware State	2017
Opp: Miami	2001

LONG OFFENSIVE PLAYS

60-69 YARD RUN

FSU: 65, Treshaun Ward vs. Syracuse	2021
Opp: 63, Phil Mafah, Clemson	2021

70-79 YARD RUN

FSU: 71, Jordan Travis at NC State	2022
Opp: 70, Javian Hawkins, Louisville	2020

80-89 YARD RUN

FSU: 89, Jashaun Corbin vs. Notre Dame	2021
Opp: 83, Josh Adams, Wake Forest	2007

90-99 YARD RUN

FSU: 94, Dalvin Cook at Wake Forest	2015
Opp: 94, Roger Craig, Nebraska	1981

60-69 YARD PASS

FSU: 65, J. Travis to L. Toafili at Miami	2022
Opp: 62, D. Leary to C. Riley, NC State	2021

70-79 YARD PASS

FSU: 78, J. Travis to J. Wilson vs. Ga. Tech	2022
Opp: 77, J. Daniels to K. Williams, Ariz. State	2019

80-89 YARD PASS

FSU: 84, C. Weinke to R. Dugans vs. Duke	1999
Opp: 84, Q. Flowers to R. Adams, USF	2016

90-99 YARD PASS

FSU: 91, J. Blackman to T. Terry vs. Ariz. State	2019
Opp: 91, J. Blake to L. Fisher, East Carolina	1990



2022 FSU FOOTBALL PROGRAM RECORDS - PASSING

SINGLE GAME YARDS

	Opponent	Year	Yards	
1.	Chris Weinke	Duke	2000	536
2.	Chris Weinke	Clemson	2000	521
3.	Bill Cappelman	Memphis State	1969	508
4.	Chris Weinke	Miami	2000	496
5.	Peter Tom Willis	Memphis State	1989	482
6.	Thad Busby	NC State	1997	463
7.	Danny Kanell	Virginia	1995	454
8.	Charlie Ward	Florida	1993	446
9.	Jameis Winston	Clemson	2013	444
10.	Chris Weinke	Georgia Tech	2000	443
11.	EJ Manuel	Boston College	2012	439
12.	Bill Cappelman	South Carolina	1968	437
13.	Danny Kanell	Maryland	1994	427
14.	Peter Tom Willis	Nebraska ('90 Fiesta)	1989	422
15.	James Blackman	NC State	2018	421
	Danny Kanell	Florida	1994	421
17.	Deondre Francois	Ole Miss	2016	419
18.	Jordan Travis	Oklahoma (Cheez-It)	2022	418
19.	Gary Huff	Houston	1972	409
20.	Jameis Winston	Louisville	2014	401

SEASON YARDS

	Year	Yards	
1.	Chris Weinke	2000	4167
2.	Jameis Winston	2013	4057
3.	Jameis Winston	2014	3907
4.	EJ Manuel	2012	3392
5.	Deondre Francois	2016	3350
6.	Thad Busby	1997	3317
7.	Jordan Travis	2022	3214
8.	Drew Weatherford	2005	3208
9.	Peter Tom Willis	1989	3124
10.	Chris Rix	2003	3107
11.	Chris Weinke	1999	3103
12.	Charlie Ward	1993	3032
13.	Danny Kanell	1995	2957
14.	Gary Huff	1972	2893
15.	Danny Kanell	1994	2781
16.	Gary Huff	1971	2736
17.	Chris Rix	2001	2734
18.	Deondre Francois	2018	2731
19.	Christian Ponder	2009	2717
20.	EJ Manuel	2011	2666

CAREER YARDS

	Years	Yards	
1.	Chris Weinke	1997-2000	9839
2.	Chris Rix	2001-04	8390
3.	Jameis Winston	2013-14	7964
4.	EJ Manuel	2009-12	7736
5.	Drew Weatherford	2005-08	7567
6.	Christian Ponder	2007-10	6872
7.	Gary Huff	1970-72	6378
8.	Danny Kanell	1992-95	6372
9.	Deondre Francois	2016-18	6291
10.	Thad Busby	1994-97	5916
11.	Jordan Travis	2019-PR	5888
12.	Charlie Ward	1989-93	5747
13.	James Blackman	2017-20	5445
14.	Bill Cappelman	1967-69	4904
15.	Casey Weldon	1988-91	4628
16.	Peter Tom Willis	1986-89	4291
17.	Jimmy Jordan	1976-79	4144
18.	Chip Ferguson	1985-88	3846
19.	Wally Woodham	1975, 77-79	3550
20.	Kelly Lowrey	1980-83	3469

SINGLE GAME COMPLETIONS

	Opponent	Year	Comp.	
1.	Danny Kanell	Georgia Tech	1995	41
2.	Danny Kanell	Florida	1994	40
3.	Charlie Ward	Florida	1993	38
4.	Chris Weinke	Duke	2000	37
	Kim Hammond	Penn State (Gator)	1967	37
6.	Drew Weatherford	Duke	2007	35
	Drew Weatherford	Virginia	2005	35
8.	Deondre Francois	Ole Miss	2016	33
	Christian Ponder	North Carolina	2009	33
10.	Drew Weatherford	Boston College	2006	32
	Chris Weinke	BYU	2000	32
	Danny Kanell	Virginia	1995	32
13.	Deondre Francois	Samford	2018	31
	Charlie Ward	Notre Dame	1993	31
	Bill Cappelman	Memphis State	1969	31
16.	James Blackman	ULM	2019	30
	Jameis Winston	Syracuse	2014	30
	Drew Weatherford	Troy	2006	30
	Chris Rix	Colorado	2003	30
	Thad Busby	Georgia Tech	1997	30

SEASON COMPLETIONS

	Year	Att.	Comp.	
1.	Jameis Winston	2014	467	305
2.	Drew Weatherford	2005	469	276
3.	Chris Weinke	2000	431	266
4.	Charlie Ward	1993	380	264
5.	EJ Manuel	2012	387	263
6.	Danny Kanell	1995	402	257
	Jameis Winston	2013	384	257
8.	Deondre Francois	2016	400	235
	Thad Busby	1997	390	235
10.	Chris Weinke	1999	377	232
11.	Deondre Francois	2018	396	227
	Christian Ponder	2009	330	227
	Danny Kanell	1994	380	227
14.	Jordan Travis	2022	353	226
15.	Chris Rix	2003	382	216
16.	Peter Tom Willis	1989	346	211
17.	Gary Huff	1972	385	206
18.	Charlie Ward	1992	365	204
19.	EJ Manuel	2011	311	203
20.	Casey Weldon	1991	313	189

CAREER COMPLETIONS

	Years	Att.	Comp.	
1.	Chris Weinke	1997-2000	1107	650
2.	Drew Weatherford	2005-08	1128	644
3.	EJ Manuel	2009-12	897	600
4.	Christian Ponder	2007-10	965	596
5.	Chris Rix	2001-04	1042	575
6.	Jameis Winston	2013-14	851	562
7.	Danny Kanell	1992-95	851	529
8.	Deondre Francois	2016-18	829	481
9.	Charlie Ward	1989-93	759	473
10.	Gary Huff	1970-72	796	436
11.	James Blackman	2017-20	716	433
12.	Jordan Travis	2019-PR	689	426
13.	Thad Busby	1994-97	715	421
14.	Bill Cappelman	1967-69	636	349
15.	Casey Weldon	1988-91	545	323
16.	Peter Tom Willis	1986-89	500	304
17.	Jimmy Jordan	1976-79	595	298
18.	Chip Ferguson	1985-88	496	281
19.	Wally Woodham	1975, 77-79	476	273
20.	Kelly Lowrey	1980-83	464	252
	Steve Tensi	1962-64	472	252

SEASON TOUCHDOWNS

	Year	TDs	
1.	Jameis Winston	2013	40
2.	Chris Weinke	2000	33
3.	Danny Kanell	1995	32
4.	Charlie Ward	1993	27
5.	Jameis Winston	2014	25
	Chris Weinke	1999	25
	Thad Busby	1997	25
	Gary Huff	1972	25
	Bill Cappelman	1968	25
10.	Jordan Travis	2022	24
	Chris Rix	2001	24
12.	EJ Manuel	2012	23
	Chris Rix	2003	23
	Gary Huff	1971	23
15.	Charlie Ward	1992	22
	Casey Weldon	1991	22
17.	Deondre Francois	2016	20
	Christian Ponder	2010	20
	Peter Tom Willis	1989	20
20.	James Blackman	2017	19
	Chris Weinke	1998	19

CAREER TOUCHDOWNS

	Years	TDs	
1.	Chris Weinke	1997-2000	79
2.	Jameis Winston	2013-14	65
3.	Chris Rix	2001-04	63
4.	Danny Kanell	1992-95	57
5.	Gary Huff	1970-72	52
6.	Charlie Ward	1989-93	49
7.	EJ Manuel	2009-12	47
8.	Thad Busby	1994-97	46
9.	Jordan Travis	2019-PR	45
	Christian Ponder	2007-10	45
11.	James Blackman	2017-20	43
12.	Casey Weldon	1988-91	41
13.	Jimmy Jordan	1976-79	39
	Bill Cappelman	1967-69	39
15.	Drew Weatherford	2004-07	37
16.	Deondre Francois	2016-18	36
17.	Chip Ferguson	1985-88	34
18.	Peter Tom Willis	1986-89	33
19.	Steve Tensi	1962-64	28
20.	Rick Stockstill	1977, 79-81	26

INDIVIDUAL GAME RECORDS

PASSING

Most Touchdown Passes:	6	Peter Tom Willis vs. Memphis State, 1989
	6	Chris Weinke vs. Maryland, 1999
Passing Yards:	536	Chris Weinke vs. Duke, 2000
Completions:	41	Danny Kanell vs. Georgia Tech, 1995
Attempts:	67	Danny Kanell vs. Virginia, 1995
Completion Pct.	92.6	Jameis Winston at Pitt, 2013

RUSHING

Most Rushing Yards:	322	Greg Allen vs. Western Carolina, 1981
Most Rushes:	36	Cam Akers vs. ULM, 2019
Rushing TDs:	4	Cam Akers vs. Syracuse, 2019
	4	Dalvin Cook at Syracuse, 2016
	4	Dalvin Cook vs. Clemson, 2016
	4	Antone Smith at Miami, 2008
	4	Greg Allen vs. Louisville, 1982
	4	Greg Allen at South Carolina, 1982
Most All-Purpose Yards:	417	Greg Allen vs. Western Carolina, 1981

RECEIVING

Receptions:	16	Ron Sellers vs. South Carolina, 1968
Receiving Yards:	260	Ron Sellers vs. Wake Forest, 1968
Receiving TDs:	5	Ron Sellers vs. Wake Forest, 1968

DEFENSE

Most Tackles:	29	Dale McCullers vs. Texas A&M, 1968
Most Sacks:	6	Dale McCullers vs. Memphis State, 1967
Most TFLs:	6	Dale McCullers vs. Memphis State, 1967
Interceptions:	4	Mario Edwards vs. Wake Forest, 1998



2022 FSU FOOTBALL PROGRAM RECORDS - RECEIVING/DEFENSE

SEASON RECEIVING YARDS

	Year	Yards
1. Ron Sellers	1968	1496
2. Rashad Greene	2014	1365
3. Snoop Minnis	2000	1340
4. Barry Smith	1972	1243
5. Peter Warrick	1998	1232
6. Ron Sellers	1967	1228
7. Tamorrion Terry	2019	1188
8. Rashad Greene	2013	1128
9. E.G. Green	1997	1059
10. Kelvin Benjamin	2013	1011
11. Anquan Boldin	2002	1011
12. E.G. Green	1995	1007
13. Andre Cooper	1995	1002
14. Lawrence Dawsey	1990	999
15. Craphonso Thorpe	2003	994
16. Fred Biletnikoff	1964	987
17. Kez McCorvey	1993	966
18. Rhett Dawson	1970	946
19. Javon Walker	2001	944
20. Peter Warrick	1999	934

CAREER RECEIVING YARDS

	Years	Yards
1. Rashad Greene	2011-14	3830
2. Ron Sellers	1966-68	3598
3. Peter Warrick	1996-99	3517
4. E.G. Green	1994-97	2920
5. Kez McCorvey	1991-94	2660
6. Greg Carr	2005-08	2574
7. Barry Smith	1970-72	2392
8. Travis Rudolph	2014-16	2311
9. Mike Shumann	1973-75, 77	2306
10. Tamorrion Terry	2017-20	2221
11. Craphonso Thorpe	2001-04	2153
12. Lawrence Dawsey	1987-90	2129
13. Jessie Hester	1981-84	2100
14. Snoop Minnis	1997-2000	2098
15. Bert Reed	2008-11	2022
16. Kenny Shaw	2010-13	1919
17. Rhett Dawson	1969-71	1915
18. Chris Davis	2003-06	1842
19. Nyqwan Murray	2015-18	1819
20. Andre Cooper	1993-96	1810

Active Leader
Ontaria Wilson **2017-PR** **1521**

SEASON RECEIVING TOUCHDOWNS

	Year	TDs
1. Andre Cooper	1995	15
2. Kelvin Benjamin	2013	15
3. Anquan Boldin	2002	13
4. Barry Smith	1972	13
5. Greg Carr	2006	12
6. Peter Warrick	1998	12
7. Ron Sellers	1968	12
8. Craphonso Thorpe	2003	11
9. Talman Gardner	2001	11
10. Snoop Minnis	2000	11
11. E.G. Green	1997	11
12. Fred Biletnikoff	1964	11
13. Auden Tate	2017	10
14. Atrewns Bell	2000	10
15. E.G. Green	1995	10
16. Tamorrion Terry	2019	9
17. Rashad Greene	2013	9
18. Greg Carr	2005	9
19. Lawrence Dawsey	1988	9
20. Jessie Hester	1984	9

CAREER RECEIVING TOUCHDOWNS

	Year	TDs
1. Peter Warrick	1996-99	31
2. Rashad Greene	2011-14	29
3. Greg Carr	2005-08	29
4. E.G. Green	1994-97	29
5. Barry Smith	1970-72	25
6. Andre Cooper	1993-96	24
7. Ron Sellers	1966-68	23
8. Anquan Boldin	1999-2002	21
9. Jessie Hester	1981-84	21
10. Lawrence Dawsey	1987-90	20
11. Talman Gardner	1999-2002	19
12. Kelvin Benjamin	2012-13	19
13. Tamorrion Terry	2017-20	18
14. Travis Rudolph	2014-16	18
15. Craphonso Thorpe	2001-04	18
16. Snoop Minnis	1999-2000	17
17. Terry Anthony	1986-89	17
18. Hassan Jones	1982-85	17
19. Nick O'Leary	2011-14	17
20. Auden Tate	2015-17	16
21. Kez McCorvey	1991-94	16
22. Mike Shumann	1973-75, 77	16
23. Fred Biletnikoff	1962-64	16

Active Leader
Ontaria Wilson **2017-PR** **12**

SEASON TACKLES

	Year	Solo	Ast	Total
1. Aaron Carter	1977	82	99	181
2. Dale McCullers	1967	108	72	180
3. Reggie Herring	1980	92	78	170
4. Dale McCullers	1968	102	61	163
5. Henry Taylor	1984	80	79	159
6. Jimmy Heggins	1977	67	90	157
7. Paul McGowan	1987	97	53	150
8. Tommy Young	1982	77	72	149
9. Ken Roe	1983	82	64	146
10. Aaron Carter	1975	68	77	145
11. Ken Roe	1982	74	71	145
12. Kirk Carruthers	1989	77	68	145
13. Reggie Herring	1979	70	74	144
14. Reggie Herring	1978	70	67	137
15. Paul McGowan	1985	80	56	136
16. Bill Lohse	1970	81	54	135
17. Aaron Carter	1976	76	59	135
18. Marvin Jones	1990	73	60	133
19. Robert McEachern	1970	64	68	132
20. Ron Hester	1981	75	57	132

CAREER TACKLES

	Years	Total
1. Aaron Carter	1974-77	512
2. Reggie Herring	1977-80	452
3. Paul McGowan	1984-87	446
4. Kirk Carruthers	1988-91	435
5. Ron Simmons	1977-80	383
6. Ken Roe	1980-83	379
7. Marvin Jones	1990-92	369
8. Daryl Bush	1994-97	361
9. Kendrick Pope	2000-03	352
10. Henry Taylor	1981-84	344
11. Dale McCullers	1966-68	343
12. Michael Boulware	2000-03	340
13. Paul Piurowski	1977-80	340
14. Bradley Jennings	1998-2001	339
15. Sam Cowart	1993-97	338
16. Fred Jones	1983-86	326
17. Nigel Bradham	2008-11	306
18. Scott Warren	1976-79	300
19. Tommy Polley	1996-2000	289
20. Jimmy Heggins	1974-77	288

Active Leader
Amari Gainer **2018-PR** **210**

SEASON SACKS

	Year	Sacks
1. Peter Boulware	1996	19.0
2. DeMarcus Walker	2016	16.0
3. Andre Wadsworth	1997	16.0
4. Brandon Jenkins	2010	13.5
5. Everette Brown	2008	13.5
6. Reinard Wilson	1996	13.5
7. Bjoern Werner	2012	13.0
8. Alonzo Jackson	2002	13.0
9. Jermaine Johnson	2021	12.0
10. Jamal Reynolds	2000	12.0
11. Ron Simmons	1977	12.0

CAREER SACKS

	Years	Sacks
1. Reinard Wilson	1993-96	35.5
2. Peter Boulware	1994-96	34.0
3. DeMarcus Walker	2013-16	28.5
4. Ron Simmons	1977-80	25.0
5. Brian Burns	2016-18	24.0
6. Bjoern Werner	2010-12	23.5
7. Jamal Reynolds	1997-2000	23.5
8. Everette Brown	2006-08	23.0
9. Alonzo Jackson	1999-2002	23.0
10. Andre Wadsworth	1994-97	23.0

Active Leader
Jared Verse **2022-PR** **9.0**

SEASON TACKLES FOR LOSS

	Year	TFLs
1. Brodrick Bunkley	2005	25.0
2. Darnell Dockett	2001	22.0
3. DeMarcus Walker	2016	21.5
4. Brandon Jenkins	2010	21.5
5. Everette Brown	2008	21.5
6. Corey Simon	1999	21.0
7. Darnell Dockett	2000	19.0
8. David Warren	2000	19.0
9. Andre Wadsworth	1997	19.0
10. Alonzo Jackson	2002	18.5

CAREER TACKLES FOR LOSS

	Years	TFLs
1. Darnell Dockett	2000-03	65.0
2. Everette Brown	2006-08	46.5
3. DeMarcus Walker	2013-16	45.0
4. Corey Simon	1996-99	44.0
5. Ron Simmons	1977-80	44.0
6. Travis Johnson	2001-04	42.5
7. Kevin Emanuel	2000-03	41.0
8. Brian Burns	2016-18	39.5
9. Brandon Jenkins	2009-12	37.5
10. Brodrick Bunkley	2002-05	37.0

Active Leader
Amari Gainer **2018-PR** **19.0**

CAREER INTERCEPTIONS

	Years	Ints
1. Terrell Buckley	1989-91	21
2. Monk Bonasorte	1977-80	15
3. Deion Sanders	1985-88	14
4. Lee Corso	1953-56	14
5. Corey Sawyer	1991-93	13
6. Tay Cody	1997-2000	12
7. Samari Rolle	1994-97	12
8. Brian McCrary	1981-84	12
9. Keith Jones	1978-80	12
10. Curt Campbell	1950-52	12

Active Leader
Jammie Robinson **2021-PR** **5**



2022 FSU FOOTBALL

START CHART

	DUQ	LSU	UL	BC	WF	NCST	CU	GT	UM	SU	UL	UF	OU
QB	Travis	Travis	Travis	Travis	Travis	Travis	Travis	Travis	Travis	Travis	Travis	Travis	Travis
RB	Ward	Ward	Ward	Ward	Ward	Ward	Toafili	Toafili	Toafili	Benson	Benson	Benson	Benson
WR	J. Wilson	J. Wilson	J. Wilson	J. Wilson	J. Wilson	J. Wilson	J. Wilson	J. Wilson	J. Wilson	J. Wilson	J. Wilson	J. Wilson	J. Wilson
WR	McClain	O. Wilson	M. Douglas (TE)	Toafili (RB)	Pittman	Pittman	McClain	McClain	O. Wilson	Pittman	O. Wilson	Pittman	O. Wilson
WR	Pittman	Pittman	Pittman	O. Wilson	O. Wilson	O. Wilson	Daniel (TE)	Benson (RB)	Benson (RB)	Daniel (TE)	Toafili (RB)	O. Wilson (WR)	Toafili (RB)
TE	M. Douglas	McDonald	McDonald	McDonald	M. Douglas	McDonald	McDonald	McDonald	McDonald	McDonald	McDonald	McDonald	M. Douglas
LT	Scott Jr.	Scott Jr.	Scott Jr.	Washington	Washington	Scott Jr.	Scott Jr.	Scott Jr.	Scott Jr.	Scott Jr.	Scott Jr.	Scott Jr.	Scott Jr.
LG	Gibbons	Gibbons	Gibbons	Gibbons	Gibbons	Gibbons	Gibbons	Gibbons	Gibbons	Gibbons	Gibbons	Gibbons	Gibbons
C	Washington	M. Smith	M. Smith	M. Smith	M. Smith	M. Smith	M. Smith	M. Smith	M. Smith	M. Smith	M. Smith	M. Smith	M. Smith
RG	Emmanuel	Emmanuel	Emmanuel	Emmanuel	Emmanuel	Emmanuel	Emmanuel	Emmanuel	Emmanuel	Emmanuel	Emmanuel	Emmanuel	Emmanuel
RT	Harris	Turnetine	Turnetine	Turnetine	Turnetine	Turnetine	Turnetine	Turnetine	Washington	Washington	Washington	Turnetine	Washington
DE	McLendon II	McLendon II	McLendon II	McLendon II	Warner III	McLendon II	McLendon II	McLendon II	McLendon II	McLendon II	McLendon II	McLendon II	McLendon II
DT	Lovett	Lovett	Ray	J. Jackson	Ray	Ray	Ray	Lovett	Lovett	Lovett	Lovett	Lovett	Ray
DT	R. Cooper	R. Cooper	R. Cooper	R. Cooper	R. Cooper	R. Cooper	R. Cooper	R. Cooper	R. Cooper	R. Cooper	R. Cooper	R. Cooper	R. Cooper
DE	Verse	Verse	Verse	Briggs	Briggs	Briggs	Verse	Warner III	Verse	Verse	Verse	Verse	Verse
LB	DeLoach	DeLoach	DeLoach	DeLoach	DeLoach	DeLoach	DeLoach	DeLoach	DeLoach	DeLoach	DeLoach	DeLoach	DeLoach
LB	Bethune	Bethune	Bethune	Bethune	Bethune	Bethune	Bethune	Bethune	Lundy	Brown (S)	Bethune	Bethune	Bethune
NICK	Knowles II	Knowles II	Knowles II	Knowles II	Knowles II	Knowles II	Knowles II	Knowles II	Gainer (LB)	Knowles II	Lundy (LB)	Knowles II	Knowles II
CB	Green	Green	Green	Green	Jones	Green	Green	Green	Green	Green	Green	Green	Green
FS	Robinson	Robinson	Robinson	Robinson	Robinson	Robinson	Robinson	Robinson	Robinson	Robinson	Robinson	Robinson	Robinson
BUCK	Dent	Dent	Dent	Dent	Dent	Dent	Dent	Dent	Dent	Dent	Dent	Brown	Dent
CB	Jones	O. Cooper	Jones	O. Cooper	O. Cooper	Jones	Jones	Jones	Jones	O. Cooper	Jones	Jones	Jones
PK	Fitzgerald	Fitzgerald	Fitzgerald	Fitzgerald	Fitzgerald	Fitzgerald	Fitzgerald	Fitzgerald	Fitzgerald	Fitzgerald	Fitzgerald	Fitzgerald	Fitzgerald
SNP	Rosenberry Jr.	Rosenberry Jr.	Rosenberry Jr.	Rosenberry Jr.	Rosenberry Jr.	Rosenberry Jr.	Rosenberry Jr.	Rosenberry Jr.	Rosenberry Jr.	Rosenberry Jr.	Rosenberry Jr.	Rosenberry Jr.	Rosenberry Jr.
H	Mastromanno	Mastromanno	Mastromanno	Mastromanno	Mastromanno	Mastromanno	Mastromanno	Mastromanno	Mastromanno	Mastromanno	Mastromanno	Mastromanno	Mastromanno
KO	Fitzgerald	Fitzgerald	Fitzgerald	Fitzgerald	Fitzgerald	Fitzgerald	Fitzgerald	Fitzgerald	Fitzgerald	Fitzgerald	Fitzgerald	Fitzgerald	Fitzgerald
P	Mastromanno	Mastromanno	Mastromanno	Mastromanno	Mastromanno	Mastromanno	Mastromanno	-	Mastromanno	Mastromanno	Mastromanno	Mastromanno	Mastromanno

GAME CAPTAINS/COIN TOSS

Opponent	Game Captains	Coin Toss
Duquesne	DE Dennis Briggs Jr., DT Robert Cooper OL Dillan Gibbons, DT Fabien Lovett	Duquesne wins, defers
vs. LSU	DE Dennis Briggs Jr., DT Robert Cooper OL Dillan Gibbons, DT Fabien Lovett	LSU wins, receives
at Louisville	DE Dennis Briggs Jr., DT Robert Cooper OL Dillan Gibbons, TE Wyatt Rector	FSU wins, defers
Boston College	DE Dennis Briggs Jr., DT Robert Cooper OL Dillan Gibbons, TE Wyatt Rector	Boston College wins, defers
Wake Forest	DE Dennis Briggs Jr., DT Robert Cooper OL Dillan Gibbons, TE Wyatt Rector	Wake Forest wins, defers
at NC State	DE Dennis Briggs Jr., DT Robert Cooper OL Dillan Gibbons, TE Wyatt Rector	NC State wins, defers
Clemson	DE Dennis Briggs Jr., DT Robert Cooper OL Dillan Gibbons, TE Wyatt Rector	Clemson wins, defers
Georgia Tech	DE Dennis Briggs Jr., DT Robert Cooper OL Dillan Gibbons, DT Fabien Lovett	FSU wins, defers
at Miami	DE Dennis Briggs Jr., DT Robert Cooper OL Dillan Gibbons, DT Fabien Lovett	Miami wins, defers
at Syracuse	DE Dennis Briggs Jr., DT Robert Cooper OL Dillan Gibbons, DT Fabien Lovett	Syracuse wins, receives
Louisiana	DE Dennis Briggs Jr., DT Robert Cooper OL Dillan Gibbons, DT Fabien Lovett	Louisiana wins, defers
Florida	DE Dennis Briggs Jr., DT Robert Cooper OL Dillan Gibbons, DT Fabien Lovett	Florida wins, defers
Oklahoma	DE Dennis Briggs Jr., DT Robert Cooper OL Dillan Gibbons, TE Wyatt Rector	Oklahoma wins, defers

TOUCHDOWN BREAKDOWN

Total Touchdowns in 2022	62	TDs by Yardage
Offensive	61	0-9 Yards 31
Rushing	33	10-19 Yards 13
Passing	28	20-39 Yards 13
Defensive	-	40-49 Yards 1
Interception	-	50-99 Yards 4
Fumble	-	
Special Teams	1	TD Drives by Plays
Punt Return	-	0-3 Plays 10
Kickoff Return	1	4-6 Plays 18
		7-9 Plays 21
		10+ Plays 12
Longest Touchdown		
Trey Benson 93-yard kickoff return	vs. BC	

PLAYS: Longest	PLAYS: Shortest
15 plays, 93 yards in 6:50 - DJ Lundy 1-yd run vs. Clemson	1 play, 24 yards in 0:08 - Johnny Wilson 24-yd rec at Syracuse
15 plays, 94 yards in 4:56 - Treshaun Ward 1-yd run vs. Oklahoma	

YARDS: Longest	YARDS: Shortest
97 yards, 12 plays in 7:01 - CJ Campbell 7-yd run vs. Ga. Tech	7 yards, 3 plays in 0:55 - Trey Benson 1-yd run at Miami

TIME: Longest	TIME: Shortest
7:06, 12 plays, 78 yards - CJ Campbell 3-yd run at Miami	0:08, 1 play, 24 yards - Johnny Wilson 24-yd rec at Syracuse



2022 FSU FOOTBALL

SCORING DRIVES

FLORIDA STATE

Opp.	Plays	Yards	TOP	Result	Qtr.	Time	How Scored	QB
DUQ	12	82	4:50	TD	1	10:03	Travis 5-yd run	Travis
DUQ	6	87	2:12	TD	1	5:28	Toafili 4-yd run	Travis
DUQ	7	56	3:38	TD	1	0:48	Ward 6-yd run	Travis
DUQ	7	63	2:48	FG	2	8:31	Fitzgerald 24-yd	Travis
DUQ	12	80	4:19	FG	2	0:23	Fitzgerald 24-yd	Travis
DUQ	4	62	1:37	TD	3	11:56	Ward 3-yd run	Travis
DUQ	5	85	2:24	TD	3	2:08	Benson 43-yd run	Rodemaker
DUQ	13	66	5:50	TD	4	8:58	Hill 8-yd run	Rodemaker
LSU	14	85	6:59	TD	2	13:00	O. Wilson 39-yd rec	Travis
LSU	14	68	6:26	FG	3	8:29	Fitzgerald 25-yd	Travis
LSU	8	57	2:46	TD	3	4:17	O. Wilson 27-yd rec	Travis
LSU	12	79	5:59	TD	4	9:04	Lundy 1-yd run	Travis
UL	5	61	2:17	TD	1	11:01	Daniel 2-yd rec	Travis
UL	3	75	1:08	TD	1	0:15	McClain 21-yd rec	Travis
UL	10	75	6:02	TD	3	8:58	Toafili 15-yd run	Rodemaker
UL	3	75	1:01	TD	4	13:24	J. Wilson 10-yd rec	Rodemaker
UL	8	75	3:51	TD	4	7:54	J. Wilson 2-yd rec	Rodemaker
BC	-	-	-	TD	1	14:47	Benson 93-yd KOR	-
BC	5	34	1:03	TD	1	12:52	Toafili 1-yd run	Travis
BC	10	94	5:19	TD	1	6:05	Benson 15-yd run	Travis
BC	10	52	4:12	FG	2	14:55	Fitzgerald 30-yd	Travis
BC	7	65	0:48	TD	2	0:19	Poitier 31-yd rec	Travis
BC	4	90	1:39	TD	3	9:19	Ward 22-yd run	Travis
BC	5	61	3:11	TD	4	9:30	Benson 36-yd run	Rodemaker
WF	6	83	1:59	TD	1	12:56	Pittman 13-yd rec	Travis
WF	10	85	5:14	TD	3	7:30	Pittman 6-yd rec	Travis
WF	7	58	2:52	TD	4	9:32	J. Wilson 4-yd rec	Travis
NCST	2	85	0:49	TD	2	11:29	Pittman 14-yd rec	Travis
NCST	7	72	3:25	TD	2	0:48	Toafili 12-yd run	Travis
NCST	2	7	0:10	FG	2	0:00	Fitzgerald 47-yd	Travis
CU	9	75	3:19	TD	1	11:41	Travis 20-yd run	Travis
CU	15	93	6:50	TD	2	14:55	Lundy 1-yd run	Travis
CU	7	60	2:23	TD	4	9:22	J. Douglas 6-yd rec	Travis
CU	7	94	1:35	TD	4	2:17	Poitier 25-yd rec	Travis
GT	9	80	3:50	TD	1	0:02	Toafili 7-yd run	Travis
GT	4	90	1:26	TD	2	10:34	J. Wilson 78-yd rec	Travis
GT	4	66	1:28	TD	2	2:52	Toafili 62-yd rec	Travis
GT	8	24	1:14	FG	2	0:00	Fitzgerald 34-yd	Travis
GT	12	91	4:40	TD	3	8:20	J. Douglas 24-yd rec	Travis
GT	13	74	6:03	FG	4	13:31	Fitzgerald 24-yd	Travis
GT	12	97	7:01	TD	4	1:09	Campbell 7-yd run	Rodemaker
UM	3	75	1:38	TD	1	13:22	O. Wilson 56-yd rec	Travis
UM	9	75	4:25	TD	1	4:51	Lundy 2-yd rec	Travis
UM	3	39	1:23	TD	2	12:11	Benson 13-yd run	Travis
UM	3	7	0:55	TD	2	5:13	Benson 1-yd run	Travis
UM	6	59	1:52	FG	2	0:00	Fitzgerald 41-yd	Travis
UM	5	61	2:25	TD	4	14:55	McDonald 8-yd rec	Travis
UM	12	78	7:06	TD	4	1:36	Campbell 3-yd run	Rodemaker
SU	8	72	3:20	TD	1	10:07	Travis 3-yd run	Travis
SU	5	52	2:14	TD	1	2:26	McClain 15-yd rec	Travis
SU	1	24	0:08	TD	2	5:47	J. Wilson 24-yd rec	Travis
SU	12	60	4:39	FG	2	0:00	Fitzgerald 40-yd	Travis
SU	7	42	3:23	TD	3	11:37	Poitier 5-yd rec	Travis
SU	9	71	4:53	TD	3	5:21	Travis 2-yd rec	Travis
LA	8	75	2:31	TD	1	12:29	Ward 36-yd run	Travis
LA	8	65	3:25	TD	1	7:37	Travis 3-yd run	Travis
LA	7	53	2:25	TD	1	1:58	Travis 13-yd run	Travis
LA	8	44	3:25	TD	2	6:59	Ward 1-yd run	Travis
LA	6	68	2:49	TD	2	3:14	McClain 9-yd rec	Travis
LA	4	72	2:04	TD	3	10:05	Benson 2-yd run	Rodemaker
LA	3	18	1:29	TD	3	8:22	M. Douglas 16-yd rec	Duffy
UF	2	54	0:34	TD	1	11:30	Benson 9-yd run	Travis
UF	6	75	2:38	TD	1	1:28	Travis 29-yd run	Travis
UF	9	75	3:41	TD	2	5:44	Travis 1-yd run	Travis
UF	14	52	5:12	FG	3	8:53	Fitzgerald 46-yd	Travis
UF	8	66	3:30	TD	3	4:21	Benson 1-yd run	Travis
UF	2	44	0:52	TD	3	2:28	Poitier 6-yd rec	Travis
UF	7	65	3:35	TD	4	4:06	Benson 17-yd run	Travis
OU	9	70	3:34	FG	1	11:26	Fitzgerald 23-yd	Travis
OU	6	72	2:29	TD	2	7:18	O. Wilson 16-yd rec	Travis
OU	15	94	4:56	TD	3	5:33	Ward 1-yd run	Travis
OU	6	75	2:17	TD	4	11:05	Ward 38-yd run	Travis
OU	6	68	2:19	TD	4	7:22	M. Douglas 17-yd rec	Travis
OU	6	61	2:42	FG	4	0:55	Fitzgerald 32-yd	Travis

OPPONENTS

Opp.	Plays	Yards	TOP	Result	Qtr.	Time	How Scored	QB
DUQ	2	30	0:47	TD	3	4:37	Janneh 22-yd rec	Mischler
LSU	8	46	3:19	FG	1	11:41	Ramos 36-yd	Daniels
LSU	11	82	4:04	TD	3	0:08	Cain 1-yd run	Daniels
LSU	15	75	4:57	TD	4	4:07	Jenkins 22-yd rec	Daniels
LSU	11	99	1:20	TD	4	0:00	Jenkins 2-yd rec	Daniels
UL	7	75	2:33	TD	1	8:28	Cunningham 8-yd run	Cunningham
UL	7	80	2:17	TD	1	1:23	Cooley 17-yd rec	Cunningham
UL	6	43	2:14	TD	2	5:30	Cooley 1-yd run	Cunningham
UL	3	63	0:59	TD	4	14:25	Cunningham 18-yd run	Cunningham
UL	5	57	1:39	FG	4	11:45	Turner 36-yd	Cunningham
BC	12	75	5:48	TD	3	3:31	Broome 5-yd rec	Jurkovec
BC	8	72	2:38	TD	4	0:50	Griffin 4-yd rec	Morehead
WF	13	80	4:54	TD	1	4:25	Turner 1-yd run	Hartman
WF	12	90	4:16	TD	2	12:59	Perry 4-yd rec	Hartman
WF	5	39	1:35	TD	2	11:15	Greene 20-yd rec	Hartman
WF	7	75	2:42	TD	3	12:18	Ellison 12-yd run	Hartman
WF	18	66	6:37	FG	4	2:55	Dennis 27-yd	Hartman
NCST	7	38	2:44	FG	1	3:06	Dunn 38-yd	Leary
NCST	10	84	5:05	TD	3	9:49	Jones 10-yd rec	Leary
NCST	10	52	4:51	FG	3	0:57	Dunn 40-yd	Chambers
NCST	4	-23	2:39	FG	4	12:07	Dunn 53-yd	Chambers
NCST	8	47	4:38	FG	4	6:33	Dunn 27-yd	Chambers
CU	4	73	1:19	TD	1	6:52	Williams 59-yd rec	Viagalelei
CU	13	75	6:36	TD	2	8:19	Bringingstool 7-yd rec	Viagalelei
CU	12	39	4:07	FG	2	1:51	Potter 47-yd	Viagalelei
CU	3	42	0:28	TD	2	0:19	Viagalelei 5-yd run	Viagalelei
CU	1	31	0:07	TD	3	14:41	Allen 31-yd rec	Viagalelei
CU	11	18	4:59	FG	3	7:32	Potter 34-yd	Viagalelei
GT	4	3	1:57	FG	1	3:58	Stewart 38-yd	Pyron
GT	6	54	1:52	TD	3	13:06	Jenkins 32-yd rec	Pyron
GT	9	70	1:09	TD	4	0:00	Pyron 8-yd run	Pyron
UM	9	45	4:06	FG	1	9:16	Borregales 49-yd	Van Dyke
SU	8	63	3:54	FG	2	13:32	Szmyt 30-yd	Shrader
LA	14	68	3:14	FG	2	0:00	Almendares 24-yd	Fields
LA	12	64	4:44	TD	4	11:07	Jefferson 5-yd rec	Fields
LA	8	64	4:12	TD	4	5:16	Fields 5-yd run	Fields
UF	1	52	0:07	TD	1	11:14	Pearsall 52-yd rec	Richardson
UF	9	63	4:21	TD	1	4:06	Odom 12-yd rec	Richardson
UF	4	80	2:10	TD	2	9:25	Pearsall 43-yd rec	Richardson
UF	13	56	4:56	FG	2	0:42	Mihalek 41-yd	Richardson
UF	13	75	6:53	TD	4	10:35	Johnson 1-yd run	Richardson
UF	3	50	1:20	TD	4	7:41	Etienne 45-yd run	Richardson
OU	13	75	4:25	TD	1	7:01	Farooq 22-yd rec	Gabriel
OU	8	49	2:56	TD	2	14:31	Gabriel 8-yd run	Gabriel
OU	7	65	1:36	FG	2	0:15	Schmit 41-yd	Gabriel
OU	7	70	1:38	TD	4	13:22	Sawchuk 15-yd run	Gabriel
OU	9	75	3:45	TD	4	3:37	Barnes 12-yd run	Gabriel



Team Results

	Date	Opponent		Score	Overall	Conf	Time	Attend
	08/27/2022	Duquesne	W	47-7	1-0	0-0	3:04	51207
	09/04/2022	vs LSU	W	24-23	2-0	0-0	3:50	68388
*	09/16/2022	at Louisville	W	35-31	3-0	1-0	3:51	46459
*	09/24/2022	Boston College	W	44-14	4-0	2-0	3:12	79560
*	10/01/2022	Wake Forest	L	21-31	4-1	2-1	3:23	69749
*	10/08/2022	at NC State	L	17-19	4-2	2-2	3:48	56919
*	10/15/2022	Clemson	L	28-34	4-3	2-3	3:26	71098
*	10/29/2022	Georgia Tech	W	41-16	5-3	3-3	3:23	61007
*	11/05/2022	at Miami (FL)	W	45-3	6-3	4-3	3:16	66200
*	11/12/2022	at Syracuse	W	38-3	7-3	5-3	3:03	45213
	11/19/2022	Louisiana	W	49-17	8-3	5-3	3:16	58597
	11/25/2022	Florida	W	45-38	9-3	5-3	3:54	79560
	12/29/2022	vs Oklahoma	W	35-32	10-3	5-3	3:57	61520

**Team Statistics**

	FSU	OPP
Scoring	469	268
Points per game	36.1	20.6
Points Off Turnovers	42	38
First Downs	315	248
Rushing	146	117
Passing	143	107
Penalty	26	24
Rushing Yardage	2783	2033
Yards gained rushing	3053	2412
Yards lost rushing	270	379
Rushing attempts	509	514
Average per rush	5.5	4.0
Average per game	214.1	156.4
TDs Rushing	33	14
Passing Yardage	3512	2150
Comp-Att-Int	249-395-7	197-349-8
Average per pass	8.9	6.2
Average per catch	14.1	10.9
Average per game	270.2	165.4
TDs Passing	28	18
Total offense	6295	4183
Total plays	904	863
Average per play	7.0	4.8
Average per game	484.2	321.8
Kick returns: #-Yards	15-351	20-411
Punt returns: #-Yards	21-227	12-72
Int returns: #-Yards	8-10	7-75
Kick return average	23.4	20.6
Punt return average	10.8	6.0
Int return average	1.3	10.7
Fumbles-Lost	15-7	13-8
Penalties-Yards	87-768	96-815
Average per game	59.1	62.7
Punts-Yards	34-1422	67-2875
Average per punt	41.8	42.9
Net punt average	38.2	39.1
Kickoffs-Yards	82-5270	56-3382
Average per kick	64.3	60.4
Net kick average	40.5	38.1
Time of possession / game	30:60	28:47
3rd-down conversion	86/168	63/180
3rd-down pct	51%	35%
4rd-down conversion	8/24	13/24



2022-23 Florida St. Football
Overall Team Statistics
All games

	FSU	OPP
4rd-down pct	33%	54%
Sacks by-Yards	40-249	20-148
Misc Yards	0	0
Touchdowns scored	62	32
Field goals - attempts	12-20	15-20
On-Side kicks	0-0	0-1
Red-zone scores	(56-66) 85%	(34-41) 83%
Red-zone touchdowns	(46-66) 70%	(24-41) 59%
PAT-attempts	(57-58) 98%	(29-30) 97%
2-point conversion-attempts	(2-4) 50%	(1-1) 100%
Attendance	470778	214791
Games / Avg per game	7/67254	4/53698
Neutral site games	-	2/64954

Score by Periods

Team	1st	2nd	3rd	4th	OT	TOT
Florida St.	142	120	102	105	0	469
Opponents	61	64	55	88	0	268



2022 FSU FOOTBALL

2022 STATS

Rushing

Player	gp	att	gain	loss	net	avg	td	lg	avg/g
Trey Benson	13	154	1015	25	990	6.4	9	45	76.2
Treshaun Ward	10	95	649	21	628	6.6	7	46	62.8
Lawrance Toafili	13	93	488	31	457	4.9	5	33	35.2
Jordan Travis	13	82	543	126	417	5.1	7	71	32.1
Rodney Hill	4	27	147	3	144	5.3	1	18	36.0
CJ Campbell	6	18	74	10	64	3.6	2	15	10.7
Mycah Pittman	13	7	36	1	35	5.0	0	15	2.7
Deuce Spann	12	5	30	2	28	5.6	0	16	2.3
Tate Rodemaker	7	10	45	31	14	1.4	0	22	2.0
Ja'Khi Douglas	7	1	8	0	8	8.0	0	8	1.1
Malik McClain	13	1	6	0	6	6.0	0	6	0.5
AJ Duffy	3	1	5	0	5	5.0	0	5	1.7
Wyatt Rector	13	2	4	0	4	2.0	0	4	0.3
DJ Lundy	13	3	2	0	2	0.7	2	1	0.2
Darion Williamson	5	2	1	3	-2	-1.0	0	1	-0.4
Gino English	1	1	0	5	-5	-5.0	0	0	-5.0
Team	13	7	0	12	-12	-1.7	0	0	-0.9
Total	13	509	3053	270	2783	5.5	33	71	214.1
Opponents	13	514	2412	379	2033	4.0	14	45	156.4

Passing

Player	gp	effic	comp-att-int	pct	yds	td	lg	avg/g
Jordan Travis	13	160.1	226-353-5	64.0	3214	24	78	247.2
Tate Rodemaker	7	135.3	18-31-2	58.1	254	2	69	36.3
AJ Duffy	3	106.9	2-7-0	28.6	26	1	16	8.7
Gino English	1	167.2	2-2-0	100.0	16	0	16	16.0
Wyatt Rector	13	446.8	1-1-0	100.0	2	1	2	0.2
Team	13	0.0	0-1-0	0.0	0	0	0	0.0
Total	13	157.6	249-395-7	63.0	3512	28	78	270.2
Opponents	13	120.6	197-349-8	56.4	2150	18	59	165.4

Receiving

Player	gp	no.	yds	avg	td	lg	avg/g
Johnny Wilson	13	43	897	20.9	5	78	69.0
Mycah Pittman	13	32	330	10.3	3	25	25.4
Ontaria Wilson	12	30	495	16.5	4	72	41.3
Lawrance Toafili	13	24	268	11.2	1	65	20.6
Camren McDonald	13	21	312	14.9	1	41	24.0
Malik McClain	13	17	206	12.1	3	44	15.8
Markeston Douglas	13	14	190	13.6	2	29	14.6
Kentron Poitier	13	14	283	20.2	4	48	21.8
Trey Benson	13	13	144	11.1	0	34	11.1
Ja'Khi Douglas	7	10	123	12.3	2	27	17.6
Darion Williamson	5	8	131	16.4	0	52	26.2
Deuce Spann	12	8	64	8.0	0	20	5.3
Treshaun Ward	10	6	19	3.2	0	7	1.9
Preston Daniel	13	3	15	5.0	1	7	1.2
Mike Roussos	2	2	16	8.0	0	16	8.0
DJ Lundy	13	1	2	2.0	1	2	0.2
Jordan Travis	13	1	2	2.0	1	2	0.2
CJ Campbell	6	1	3	3.0	0	3	0.5
Brian Courtney	12	1	12	12.0	0	12	1.0
Total	13	249	3512	14.1	28	78	270.2
Opponents	13	197	2150	10.9	18	59	165.4

Punt Returns

Player	no.	yds	avg	td	lg
Mycah Pittman	18	169	9.4	0	34
Ontaria Wilson	1	51	51.0	0	51
Jammie Robinson	1	7	7.0	0	7
Total	21	227	10.8	0	51
Opponents	12	72	6.0	0	23

Interceptions

Player	no.	yds	avg	td	lg
Greedy Vance	3	10	3.3	0	10
Jammie Robinson	1	0	0.0	0	0
Jarrian Jones	1	0	0.0	0	0
Omarion Cooper	1	0	0.0	0	0
Kevin Knowles II	1	0	0.0	0	0
Azareye'h Thomas	1	0	0.0	0	0
Total	8	10	1.3	0	10
Opponents	7	75	10.7	0	50

Kick Returns

Player	no.	yds	avg	td	lg
Sam McCall	8	142	17.8	0	24
Trey Benson	5	192	38.4	1	93
Malakai Menzer	1	4	4.0	0	4
Mycah Pittman	1	13	13.0	0	13
Total	15	351	23.4	1	93
Opponents	20	411	20.6	0	69

Fumble Returns

Player	no.	yds	avg	td	lg
Derrick McLendon II	1	15	15.0	0	15
Jared Verse	1	10	10.0	0	10
Jammie Robinson	1	0	0.0	0	0
Wyatt Rector	1	0	0.0	0	0
Tatum Bethune	1	0	0.0	0	0
Brendan Gant	1	0	0.0	0	0
Malcolm Ray	1	0	0.0	0	0
Shyheim Brown	1	0	0.0	0	0
Total	8	25	3.1	0	15
Opponents	7	71	10.1	0	71



2022-23 Florida St. Football
Individual Statistics
All games

Scoring

Player	td	fg	PAT						pts
			kick	rush	rcv	pass	dxp	saf	
Ryan Fitzgerald	-	12-20	57-58	-	-	-	-	-	93
Trey Benson	10	-	-	-	-	-	-	-	60
Jordan Travis	8	-	-	-	-	1	-	-	48
Treshaun Ward	7	-	-	-	-	-	-	-	42
Lawrance Toafili	6	-	-	-	-	-	-	-	36
Johnny Wilson	5	-	-	-	-	-	-	-	30
Ontaria Wilson	4	-	-	-	-	-	-	-	24
Kentron Poirier	4	-	-	-	-	-	-	-	24
DJ Lundy	3	-	-	-	-	-	-	-	18
Mycah Pittman	3	-	-	-	-	-	-	-	18
Malik McClain	3	-	-	-	-	-	-	-	18
Markeston Douglas	2	-	-	-	1	-	-	-	14
CJ Campbell	2	-	-	-	-	-	-	-	12
Ja'Khi Douglas	2	-	-	-	-	-	-	-	12
Rodney Hill	1	-	-	-	-	-	-	-	6
Preston Daniel	1	-	-	-	-	-	-	-	6
Camren McDonald	1	-	-	-	-	-	-	-	6
Brian Courtney	-	-	-	-	1	-	-	-	2
Total	62	12-20	57-58	0	2	2	0	0	469
Opponents	32	15-20	29-30	0	1	1	0	0	268

Field Goals

Player	fg	pct.	01-19	20-29	30-39	40-49	50-99	lg	blk
Ryan Fitzgerald	12-20	60.0	0-0	5-6	3-6	4-5	0-3	47	0
Opponents	15-20	75.0	0-0	3-3	6-7	5-8	1-2	53	1

FG Sequence

Team Name	Florida St.	Opponents
LSU	47,(25)	(36),30
Louisville	37,36	(36)
Boston College	(30)	
Wake Forest	29,55	44,(27)
NC State	(47)	(38),(40),(53),(27)
Georgia Tech	(34),(24)	(38)
Miami (FL)	(41)	(49)
Syracuse	(40),51	(30),53
Florida	37,(46)	(41)
Duquesne	(24),(24)	48
Oklahoma	54,(32),(23)	45,(41)
Clemson		(47),(34)
Louisiana		(24)

Numbers in (parentheses) indicate field goal was made

Total Offense

Player	g	plays	rush	pass	total	avg/g
Jordan Travis	13	435	417	3214	3631	279.3
Trey Benson	13	154	990	0	990	76.2
Treshaun Ward	10	95	628	0	628	62.8
Lawrance Toafili	13	93	457	0	457	35.2
Tate Rodemaker	7	41	14	254	268	38.3
Rodney Hill	4	27	144	0	144	36.0
CJ Campbell	6	18	64	0	64	10.7
Mycah Pittman	13	7	35	0	35	2.7
AJ Duffy	3	8	5	26	31	10.3
Deuce Spann	12	5	28	0	28	2.3
Gino English	1	3	-5	16	11	11.0
Ja'Khi Douglas	7	1	8	0	8	1.1
Wyatt Rector	13	3	4	2	6	0.5
Malik McClain	13	1	6	0	6	0.5
DJ Lundy	13	3	2	0	2	0.2
Darion Williamson	5	2	-2	0	-2	-0.4
Team	13	0	-12	0	-12	-0.9
Total	13	904	2783	3512	6295	484.2
Opponents	13	863	2033	2150	4183	321.8

Punting

Player	no.	yds	avg	lg	tb	fc	i20	50+	blk
Alex Mastromanno	34	1422	41.8	53	3	9	14	5	0
Total	34	1422	41.8	53	3	9	14	5	0
Opponents	67	2875	42.9	59	2	20	20	15	0

Kickoffs

Player	no.	yds	avg	tb	ob	retn	net	ydln
Ryan Fitzgerald	76	4892	64.4	50	3			
Mac Chimento	6	378	63.0	4	0			
Total	82	5270	64.3	54	3	20	40.5	24
Opponents	56	3382	60.4	31	3	17	38.1	26



2022-23 Florida St. Football
Individual Statistics
All games

All Purpose

Player	g	rush	rcv	pr	kr	ir	total	avg/g
Trey Benson	13	990	144	0	192	0	1326	102.0
Johnny Wilson	13	0	897	0	0	0	897	69.0
Lawrance Toafili	13	457	268	0	0	0	725	55.8
Treshaun Ward	10	628	19	0	0	0	647	64.7
Mycah Pittman	13	35	330	169	13	0	547	42.1
Ontaria Wilson	12	0	495	51	0	0	546	45.5
Jordan Travis	13	417	2	0	0	0	419	32.2
Camren McDonald	13	0	312	0	0	0	312	24.0
Kentron Poitier	13	0	283	0	0	0	283	21.8
Malik McClain	13	6	206	0	0	0	212	16.3
Markeston Douglas	13	0	190	0	0	0	190	14.6
Rodney Hill	4	144	0	0	0	0	144	36.0
Sam McCall	8	0	0	0	142	0	142	17.8
Ja'Khi Douglas	7	8	123	0	0	0	131	18.7
Darion Williamson	5	-2	131	0	0	0	129	25.8
Deuce Spann	12	28	64	0	0	0	92	7.7
CJ Campbell	6	64	3	0	0	0	67	11.2
Mike Roussos	2	0	16	0	0	0	16	8.0
Preston Daniel	13	0	15	0	0	0	15	1.2
Tate Rodemaker	7	14	0	0	0	0	14	2.0
Brian Courtney	12	0	12	0	0	0	12	1.0
Greedy Vance	13	0	0	0	0	10	10	0.8
Jammie Robinson	13	0	0	7	0	0	7	0.5
AJ Duffy	3	5	0	0	0	0	5	1.7
Malakai Menzer	12	0	0	0	4	0	4	0.3
DJ Lundy	13	2	2	0	0	0	4	0.3
Wyatt Rector	13	4	0	0	0	0	4	0.3
Gino English	1	-5	0	0	0	0	-5	-5.0
Team	13	-12	0	0	0	0	-12	-0.9
Total	13	2783	3512	227	351	10	6883	529.5
Opponents	13	2033	2150	72	411	75	4741	364.7



Team Defense

##	Player	gp	Tackles				tfl/yds	Sacks no-yds	Pass defense			Fumbles		blkd	
			ua	a	tot				int-yds	brup	qbh	fr-yds	ff	kick	saf
10	Jammie Robinson	13	46	53	99	5-16	1-6	1-0	5	5	1-0	.	.	.	
15	Tatum Bethune	13	43	41	84	9.5-29	3-14	.	3	1	1-0	.	.	.	
4	Kalen DeLoach	13	33	32	65	7.5-33	3-20	.	7	5	
8	Renardo Green	13	42	16	58	3-7	.	.	5	
27	Akeem Dent	13	29	24	53	0.5-0	.	.	4	1	
46	DJ Lundy	13	24	24	48	5-14	1.5-8	.	2	.	.	1	.	.	
5	Jared Verse	12	22	26	48	17-91	9-72	.	.	3	1-10	.	1	.	
9	Derrick McLendon II	13	17	20	37	5-19	3.5-16	.	.	3	1-15	.	.	.	
38	Shyheim Brown	13	19	17	36	2.5-9	1.5-8	.	2	1	1-0	.	1	.	
28	Brendan Gant	12	19	14	33	1.5-4	1-3	.	1	2	1-0	.	.	.	
56	Patrick Payton	13	22	9	31	6-49	5-48	.	3	1	.	1	.	.	
3	Kevin Knowles II	13	16	8	24	.	.	1-0	2	
35	Leonard Warner III	13	11	11	22	3-13	2.5-13	.	.	1	.	1	.	.	
6	Dennis Briggs Jr.	13	5	16	21	3.5-6	3-6	.	1	1	
91	Robert Cooper	13	9	10	19	1-1	
7	Jarrian Jones	12	13	6	19	.	.	1-0	4	
33	Amari Gainer	8	7	10	17	1.5-7	1-6	1	.	.	
21	Greedy Vance	13	12	4	16	.	.	3-10	2	
44	Joshua Farmer	13	10	5	15	6-23	2-10	.	.	1	
99	Malcolm Ray	13	8	7	15	2.5-12	2-12	.	.	3	1-0	.	.	.	
20	Azareye'h Thomas	11	8	6	14	2-2	.	1-0	1	
13	Omarion Cooper	12	11	3	14	.	.	1-0	.	.	.	1	.	.	
23	Sidney Williams	11	7	5	12	
1	Jarques McClellion	13	7	5	12	.	.	.	1	
12	Jarrett Jackson	11	2	10	12	1	
0	Fabien Lovett	7	5	5	10	2-8	1-7	.	1	.	.	1	.	.	
36	Omar Graham Jr.	3	4	4	8	
19	Wyatt Rector	13	3	4	7	1-0	.	.	.	
11	Sam McCall	8	3	2	5	.	.	.	1	.	.	1	.	.	
95	Daniel Lyons	4	1	3	4	
54	Byron Turner, Jr.	8	.	3	3	
57	Aaron Hester	3	1	1	2	
13	Jordan Travis	13	.	1	1	
16	Malik Feaster	4	.	1	1	
88	Ryan Fitzgerald	13	1	.	1	
49	James Rosenberry	13	.	1	1	
86	Brian Courtney	12	.	1	1	
45	Preston Daniel	13	1	.	1	
90	Bishop Thomas	2	.	1	1	
75	Dillan Gibbons	13	1	.	1	
9	Lawrance Toafili	13	.	1	1	
97	Shambre Jackson	2	1	
Totals		13	466	410	876	84-343	40-249	8-10	45	30	8-25	7	2	0	
Opponents		13	464	444	908	77-266	20-148	7-75	39	38	7-71	9	0	0	



2022 FSU FOOTBALL

2022 STATS



2022-23 Florida St. Football Team Game-by-Game All games

Page 1/2
as of Jan 05, 2023

Date	Opponent	Rushing				Receiving				Passing				Kick Returns				Punt Returns				tot		
		no.	yds	td	lg	no.	yds	td	lg	cmp	att	int	yds	td	lg	no.	yds	td	lg	no.	yds		td	lg
08/27/2022	Duquesne	54	406	6	43	14	232	0	51	14	22	1	232	0	51	2	26	0	14	2	7	0	7	638
09/04/2022	vs LSU	38	132	1	23	20	260	2	39	20	33	0	260	2	39	2	45	0	24	1	0	0	0	392
09/16/2022	at Louisville	37	189	1	46	19	266	4	69	19	27	2	266	4	69	1	21	0	21	2	9	0	5	455
09/24/2022	Boston College	35	180	4	36	19	350	1	72	19	31	0	350	1	72	1	93	1	93	1	18	0	18	530
10/01/2022	Wake Forest	28	112	0	30	23	281	3	28	23	35	0	281	3	28	3	74	0	38	1	34	0	34	393
10/08/2022	at NC State	28	206	1	71	15	181	1	37	15	30	2	181	1	37	1	13	0	13	1	51	0	51	387
10/15/2022	Clemson	34	206	2	25	24	254	2	29	24	42	0	254	2	29	1	14	0	14	2	30	0	31	460
10/29/2022	Georgia Tech	43	246	2	27	24	396	3	78	24	39	0	396	3	78	2	36	0	18	2	23	0	23	642
11/05/2022	at Miami (FL)	49	229	3	42	13	225	3	65	13	16	1	225	3	65	0	0	0	0	1	6	0	6	454
11/12/2022	at Syracuse	40	230	1	30	25	190	4	24	25	31	0	190	4	24	0	0	0	0	5	35	0	14	420
11/19/2022	Louisiana	45	251	5	36	13	189	2	45	13	21	0	189	2	45	0	0	0	0	1	7	0	7	440
11/25/2022	Florida	44	227	5	45	13	270	1	44	13	30	0	270	1	44	0	0	0	0	2	7	0	8	497
12/29/2022	vs Oklahoma	34	169	2	38	27	418	2	58	27	38	1	418	2	58	2	29	0	25	0	0	0	0	587
Florida St.		509	2783	33	71	249	3512	28	78	249	395	7	3512	28	78	15	351	1	93	21	227	0	51	6295
Opponents		514	2033	14	45	197	2150	18	59	197	349	8	2150	18	59	20	411	0	69	12	72	0	23	4183

Florida St. Averages

Games	Avg/ rush	Avg/ catch	Pass effic	KR avg	PR avg	All purpose avg/game	Total offense avg/game
13	5.5	14.1	157.6	23.4	10.8	529.5	484.2

Date	Opponent	Tackles				Sacks	Fumble	Pass Defense			blkd	PAT attempts			off				
		ua	a	total	tfl-yds			no-yds	ff	fr-yds		int-yds	qbh	brup	kick	kick	rush	rcv	saf
08/27/2022	Duquesne	21	34	55	6.0-13	1-6	0	0-0	0-0	0	5	0	5-5	0	0	0	0	0	47
09/04/2022	vs LSU	49	8	57	6.0-24	4-19	0	2-0	0-0	2	2	2	3-3	0	0	0	0	24	
09/16/2022	at Louisville	52	26	78	4.0-19	2-16	1	2-15	1-0	3	4	0	5-5	0	0	0	0	35	
09/24/2022	Boston College	28	40	68	6.0-22	3-18	0	0-0	2-0	2	3	0	5-6	0	0	0	7	44	
10/01/2022	Wake Forest	47	38	85	9.0-38	4-31	0	0-0	0-0	4	3	0	1-1	0	1	0	0	21	
10/08/2022	at NC State	34	48	82	7.0-27	2-12	0	0-0	1-0	4	3	0	2-2	0	0	0	7	17	
10/15/2022	Clemson	37	30	67	4.0-13	3-12	0	0-0	0-0	1	3	0	4-4	0	0	0	0	28	
10/29/2022	Georgia Tech	27	34	61	10.0-42	4-27	0	0-0	0-0	3	3	0	5-5	0	0	0	0	41	
11/05/2022	at Miami (FL)	29	24	53	4.0-34	3-29	1	2-10	2-10	1	2	0	6-6	0	0	0	14	45	
11/12/2022	at Syracuse	28	14	42	8.0-35	3-22	2	0-0	1-0	2	1	0	5-5	0	0	0	0	38	
11/19/2022	Louisiana	34	38	72	6.0-21	4-19	1	1-0	0-0	4	9	0	7-7	0	0	0	7	49	
11/25/2022	Florida	29	46	75	3.0-4	1-1	0	0-0	1-0	4	4	0	6-6	0	0	0	0	45	
12/29/2022	vs Oklahoma	51	30	81	11.0-51	6-37	2	1-0	0-0	0	3	0	3-3	0	1	0	7	35	
Florida St.		466	410	876	84.0-343	40-249	7	8-25	8-10	30	45	2	57-58	0	2	0	42	469	
Opponents		464	444	908	77.0-266	20-148	9	7-71	7-75	38	39	0	29-30	0	1	0	38	268	

Date	Opponent	Punting							Field Goals			Kickoffs						
		no.	yds	avg	long	blkd	tb	fc	50+	i20	md-att	long	blkd	no.	yds	avg	tb	ob
08/27/2022	Duquesne	1	52	52.0	52	0	0	0	1	1	2-2	24	0	9	580	64.4	5	0
09/04/2022	vs LSU	2	92	46.0	47	0	0	0	0	2	1-2	25	0	5	294	58.8	0	2
09/16/2022	at Louisville	4	173	43.3	52	0	0	0	2	0	0-2	0	0	6	389	64.8	4	0
09/24/2022	Boston College	2	92	46.0	53	0	1	1	1	0	1-1	30	0	8	520	65.0	8	0
10/01/2022	Wake Forest	4	169	42.3	47	0	1	0	0	2	0-2	0	0	4	259	64.8	3	0
10/08/2022	at NC State	6	226	37.7	43	0	1	1	0	1	1-1	47	0	3	195	65.0	2	0
10/15/2022	Clemson	2	77	38.5	40	0	0	2	0	0	0-0	0	0	4	260	65.0	3	0
10/29/2022	Georgia Tech	0	0	0.0	0	0	0	0	0	0	2-2	34	0	7	453	64.7	6	0
11/05/2022	at Miami (FL)	3	124	41.3	49	0	0	1	0	3	1-1	41	0	7	455	65.0	5	0
11/12/2022	at Syracuse	3	121	40.3	45	0	0	3	0	3	1-2	40	0	6	388	64.7	5	1
11/19/2022	Louisiana	3	114	38.0	41	0	0	0	0	1	0-0	0	0	8	515	64.4	3	0
11/25/2022	Florida	2	94	47.0	50	0	0	0	1	0	1-2	46	0	8	507	63.4	4	0
12/29/2022	vs Oklahoma	2	88	44.0	46	0	0	1	0	1	2-3	32	0	7	455	65.0	6	0
Florida St.		34	1422	41.8	53	0	3	9	5	14	12-20	47	0	82	5270	64.3	54	3
Opponents		67	2875	42.9	59	0	2	20	15	20	15-20	53	1	56	3382	60.4	31	3



2022 FSU FOOTBALL

2022 STATS



Opponents Game-by-Game All games

Page 7-7
as of Jan 05, 2023

Date	Opponent	Rushing				Receiving				Passing				Kick Returns				Punt Returns				tot off
		no.	yds	td	lg	no.	yds	td	lg	cmp-att-int	yds	td	lg	no.	yds	td	lg	no.	yds	td	lg	
08/27/2022	Duquesne	30	93	0	20	7	71	1	22	7-17-0	71	1	22	4	54	0	17	0	0	0	0	164
09/04/2022	vs LSU	30	139	1	25	25	209	2	22	25-35-0	209	2	22	2	31	0	17	2	-2	0	0	348
09/16/2022	at Louisville	44	252	3	40	21	243	1	55	21-34-1	243	1	55	2	33	0	20	3	14	0	12	495
09/24/2022	Boston College	34	95	0	11	18	140	2	24	18-29-2	140	2	24	0	0	0	0	0	0	0	0	235
10/01/2022	Wake Forest	51	171	2	35	22	234	2	22	22-34-0	234	2	22	0	0	0	0	1	0	0	0	405
10/08/2022	at NC State	46	182	0	19	11	125	1	34	11-23-1	125	1	34	1	16	0	16	2	15	0	8	307
10/15/2022	Clemson	44	167	1	36	15	203	3	59	15-23-0	203	3	59	1	69	0	69	0	0	0	0	370
10/29/2022	Georgia Tech	30	66	1	15	20	198	1	32	20-31-0	198	1	32	0	0	0	0	0	0	0	0	264
11/05/2022	at Miami (FL)	33	126	0	45	10	62	0	15	10-19-2	62	0	15	2	37	0	23	0	0	0	0	188
11/12/2022	at Syracuse	31	95	0	16	6	65	0	29	6-17-1	65	0	29	0	0	0	0	0	0	0	0	160
11/19/2022	Louisiana	35	132	1	14	19	159	1	30	19-36-0	159	1	30	5	84	0	20	1	5	0	5	291
11/25/2022	Florida	46	262	2	45	9	198	3	52	9-27-1	198	3	52	3	87	0	48	2	17	0	13	460
12/29/2022	vs Oklahoma	60	253	3	25	14	243	1	46	14-24-0	243	1	46	0	0	0	0	1	23	0	23	496
Opponents		514	2033	14	45	197	2150	18	59	197-349-8	2150	18	59	20	411	0	69	12	72	0	23	4183
Florida St.		509	2783	33	71	249	3512	28	78	249-395-7	3512	28	78	15	351	1	93	21	227	0	51	6295

Opponents Averages

Games	Avg/ rush	Avg/ catch	Pass effc	KR avg	PR avg	All purpose avg/game	Total offense avg/game
13	4.0	10.9	120.6	20.6	6.0	364.7	321.8

Date	Opponent	Tackles			Sacks	Fumble	Pass Defense			blkd	PAT attempts			off				
		ua	a	total			tfl-yds	no-yds	ff		fr-yds	int-yds	qbh		brup	kick	kick	rush
08/27/2022	Duquesne	40	44	84	1.0-7	1-7	0	0-0	1-50	1	2	0	1-1	0	0	0	7	7
09/04/2022	vs LSU	46	20	66	2.0-5	0-0	0	1-0	0-0	4	3	0	2-3	0	0	0	6	23
09/16/2022	at Louisville	34	36	70	10.0-46	4-28	0	0-0	2-20	2	2	0	4-4	0	0	0	0	31
09/24/2022	Boston College	29	32	61	5.0-8	0-0	0	0-0	0-0	5	4	0	2-2	0	0	0	0	14
10/01/2022	Wake Forest	30	36	66	6.0-15	1-7	2	1-0	0-0	5	4	0	4-4	0	0	0	7	31
10/08/2022	at NC State	25	32	57	6.0-23	1-10	0	0-0	2-5	8	4	0	1-1	0	0	0	0	19
10/15/2022	Clemson	29	48	77	9.0-37	2-21	1	1-0	0-0	6	4	0	4-4	0	0	0	7	34
10/29/2022	Georgia Tech	41	46	87	3.0-10	1-7	1	2-71	0-0	2	4	0	1-1	0	0	0	3	16
11/05/2022	at Miami (FL)	40	28	68	11.0-46	3-28	0	0-0	1-0	0	0	0	0-0	0	0	0	0	3
11/12/2022	at Syracuse	51	22	73	10.0-29	3-19	2	1-0	0-0	1	1	0	0-0	0	0	0	0	3
11/19/2022	Louisiana	26	44	70	2.0-2	0-0	1	0-0	0-0	2	0	0	2-2	0	0	0	0	17
11/25/2022	Florida	27	36	63	7.0-19	2-9	2	1-0	0-0	1	7	0	5-5	0	0	0	0	38
12/29/2022	vs Oklahoma	46	20	66	5.0-19	2-12	0	0-0	1-0	1	4	0	3-3	0	1	0	8	32
Opponents		464	444	908	77.0-266	20-148	9	7-71	7-75	38	39	0	29-30	0	1	0	38	268
Florida St.		466	410	876	84.0-343	40-249	7	8-25	8-10	30	45	2	57-58	0	2	0	42	469

Date	Opponent	Punting										Field Goals			Kickoffs			
		no.	yds	avg	long	blkd	tb	fc	50+	i20	md-att	long	blkd	no.	yds	avg	tb	ob
08/27/2022	Duquesne	8	301	37.6	48	0	0	2	0	2	0-1	0	0	2	123	61.5	0	0
09/04/2022	vs LSU	2	87	43.5	56	0	0	0	1	1	1-2	36	1	4	259	64.8	1	0
09/16/2022	at Louisville	5	232	46.4	55	0	0	1	2	4	1-1	36	0	6	390	65.0	5	0
09/24/2022	Boston College	7	329	47.0	54	0	0	4	3	4	0-0	0	0	3	146	48.7	0	0
10/01/2022	Wake Forest	3	115	38.3	39	0	0	1	0	0	1-2	27	0	6	310	51.7	0	1
10/08/2022	at NC State	6	244	40.7	57	0	0	5	1	3	4-4	53	0	6	375	62.5	4	1
10/15/2022	Clemson	4	183	45.8	54	0	0	0	2	1	2-2	47	0	7	455	65.0	6	0
10/29/2022	Georgia Tech	7	266	38.0	47	0	1	0	0	0	1-1	38	0	2	128	64.0	0	0
11/05/2022	at Miami (FL)	6	282	47.0	59	0	0	1	2	1	1-1	49	0	2	130	65.0	2	0
11/12/2022	at Syracuse	8	332	41.5	46	0	0	1	0	1	1-2	30	0	2	74	37.0	1	0
11/19/2022	Louisiana	5	221	44.2	51	0	0	2	1	1	1-1	24	0	3	194	64.7	2	0



**2022-23 Florida St. Football
Team Game Highs
All games**

Florida St. - Game Highs

RUSHES	54	Duquesne (08/27/2022)
YARDS RUSHING	406	Duquesne (08/27/2022)
YARDS PER RUSH	7.5	Duquesne (08/27/2022)
TD RUSHES	6	Duquesne (08/27/2022)
PASS ATTEMPTS	42	Clemson (10/15/2022)
PASS COMPLETIONS	27	vs Oklahoma (N) (12/29/2022)
YARDS PASSING	418	vs Oklahoma (N) (12/29/2022)
YARDS PER PASS	14.1	at Miami (FL) (11/05/2022)
TD PASSES	4	at Louisville (09/16/2022)
	4	at Syracuse (11/12/2022)
TOTAL PLAYS	82	Georgia Tech (10/29/2022)
TOTAL OFFENSE	642	Georgia Tech (10/29/2022)
YARDS PER PLAY	8.4	Duquesne (08/27/2022)
POINTS	49	Louisiana (11/19/2022)
SACKS BY	6	vs Oklahoma (N) (12/29/2022)
FIRST DOWNS	33	Duquesne (08/27/2022)
PENALTIES	13	Georgia Tech (10/29/2022)
PENALTY YARDS	104	Georgia Tech (10/29/2022)
TURNOVERS	2	Georgia Tech (10/29/2022)
	2	at NC State (10/08/2022)
	2	at Louisville (09/16/2022)
PUNTS	6	at NC State (10/08/2022)
PUNTING AVG	52.0	Duquesne (08/27/2022)
LONG PUNT	53	Boston College (09/24/2022)
PUNTS INSIDE 20	3	at Syracuse (11/12/2022)
	3	at Miami (FL) (11/05/2022)
LONG PUNT RETURN	51	at NC State (10/08/2022)



**2022-23 Florida St. Football
Opponent Match Highs
All games**

Opponent - Game Highs

RUSHES	60	vs Oklahoma (N) (12/29/2022)
YARDS RUSHING	262	Florida (11/25/2022)
YARDS PER RUSH	5.7	at Louisville (09/16/2022)
TD RUSHES	3	at Louisville (09/16/2022)
	3	vs Oklahoma (N) (12/29/2022)
PASS ATTEMPTS	36	Louisiana (11/19/2022)
PASS COMPLETIONS	25	vs LSU (N) (09/04/2022)
YARDS PASSING	243	at Louisville (09/16/2022)
	243	vs Oklahoma (N) (12/29/2022)
YARDS PER PASS	10.1	vs Oklahoma (N) (12/29/2022)
TD PASSES	3	Clemson (10/15/2022)
	3	Florida (11/25/2022)
TOTAL PLAYS	85	Wake Forest (10/01/2022)
TOTAL OFFENSE	496	vs Oklahoma (N) (12/29/2022)
YARDS PER PLAY	6.3	at Louisville (09/16/2022)
POINTS	38	Florida (11/25/2022)
SACKS BY	4	at Louisville (09/16/2022)
FIRST DOWNS	28	Wake Forest (10/01/2022)
PENALTIES	11	at Louisville (09/16/2022)
PENALTY YARDS	107	Georgia Tech (10/29/2022)
TURNOVERS	4	at Miami (FL) (11/05/2022)
PUNTS	8	Duquesne (08/27/2022)
	8	at Syracuse (11/12/2022)
PUNTING AVG	48.0	vs Oklahoma (N) (12/29/2022)
LONG PUNT	59	at Miami (FL) (11/05/2022)
PUNTS INSIDE 20	4	at Louisville (09/16/2022)
	4	Boston College (09/24/2022)
LONG PUNT RETURN	23	vs Oklahoma (N) (12/29/2022)



2022-23 Florida St. Football
Individual Game Highs
All games

Florida St. - Individual Game Highs

RUSHES	20	Trey Benson vs Florida (11/25/2022)
YARDS RUSHING	163	Trey Benson at Syracuse (11/12/2022)
TD RUSHES	3	Trey Benson vs Florida (11/25/2022)
LONG RUSH	71	Jordan Travis at NC State (10/08/2022)
PASS ATTEMPTS	42	Jordan Travis vs Clemson (10/15/2022)
PASS COMPLETIONS	27	Jordan Travis vs Oklahoma (N) (12/29/2022)
YARDS PASSING	418	Jordan Travis vs Oklahoma (N) (12/29/2022)
TD PASSES	3	Jordan Travis at Syracuse (11/12/2022)
	3	Jordan Travis at Miami (FL) (11/05/2022)
	3	Jordan Travis vs Georgia Tech (10/29/2022)
	3	Jordan Travis vs Wake Forest (10/01/2022)
LONG PASS	78	Jordan Travis vs Georgia Tech (10/29/2022)
RECEPTIONS	8	Johnny Wilson vs Oklahoma (N) (12/29/2022)
YARDS RECEIVING	202	Johnny Wilson vs Oklahoma (N) (12/29/2022)
TD RECEPTIONS	2	Mycah Pittman vs Wake Forest (10/01/2022)
	2	Johnny Wilson at Louisville (09/16/2022)
	2	Ontaria Wilson vs LSU (N) (09/04/2022)
LONG RECEPTION	78	Johnny Wilson vs Georgia Tech (10/29/2022)
PUNTS	6	Alex Mastromanno at NC State (10/08/2022)
PUNTING AVG	52.0	Alex Mastromanno vs Duquesne (08/27/2022)
LONG PUNT	53	Alex Mastromanno vs Boston College (09/24/2022)
PUNTS INSIDE 20	3	Alex Mastromanno at Syracuse (11/12/2022)
	3	Alex Mastromanno at Miami (FL) (11/05/2022)
LONG PUNT RETURN	51	Ontaria Wilson at NC State (10/08/2022)
LONG KICKOFF RETURN	93	Trey Benson vs Boston College (09/24/2022)
TACKLES	14	Tatum Bethune at NC State (10/08/2022)
SACKS	2	Jared Verse vs LSU (N) (09/04/2022)
TACKLES FOR LOSS	2.5	Jared Verse vs Oklahoma (N) (12/29/2022)
	2.5	Jared Verse vs Georgia Tech (10/29/2022)
	2.5	Tatum Bethune at NC State (10/08/2022)
	2.5	Jared Verse vs Wake Forest (10/01/2022)
	2.5	Jared Verse vs LSU (N) (09/04/2022)



2022-23 Florida St. Football
Opponent Individual Match Highs
All games

Opponent - Individual Game Highs

RUSHES	27	Jovantae Barnes vs Oklahoma (N) (12/29/2022)
YARDS RUSHING	129	Trevor Etienne vs Florida (11/25/2022)
TD RUSHES	2	Malik Cunningham at Louisville (09/16/2022)
LONG RUSH	45	Trevor Etienne vs Florida (11/25/2022)
	45	Jaylan Knighton at Miami (FL) (11/05/2022)
PASS ATTEMPTS	36	Chandler Fields vs Louisiana (11/19/2022)
PASS COMPLETIONS	25	Jayden Daniels vs LSU (N) (09/04/2022)
YARDS PASSING	243	Dillon Gabriel vs Oklahoma (N) (12/29/2022)
	243	Malik Cunningham at Louisville (09/16/2022)
TD PASSES	3	Anthony Richardson vs Florida (11/25/2022)
	3	DJ Uiagalelei vs Clemson (10/15/2022)
LONG PASS	59	DJ Uiagalelei vs Clemson (10/15/2022)
RECEPTIONS	8	A.T. Perry vs Wake Forest (10/01/2022)
YARDS RECEIVING	148	Ricky Pearsall vs Florida (11/25/2022)
TD RECEPTIONS	2	Ricky Pearsall vs Florida (11/25/2022)
	2	Jaray Jenkins vs LSU (N) (09/04/2022)
LONG RECEPTION	59	Antonio Williams vs Clemson (10/15/2022)
FIELD GOALS	4	Christopher Dunn at NC State (10/08/2022)
LONG FIELD GOALS	53	Christopher Dunn at NC State (10/08/2022)
PUNTS	8	Max Von Marburg at Syracuse (11/12/2022)
PUNTING AVG	49.0	Sam Candotti vs Boston College (09/24/2022)
LONG PUNT	59	Lou Hedley at Miami (FL) (11/05/2022)
PUNTS INSIDE 20	4	Mark Vassett at Louisville (09/16/2022)
LONG PUNT RETURN	23	Marvin Mims Jr. vs Oklahoma (N) (12/29/2022)
LONG KICKOFF RETURN	69	Will Shipley vs Clemson (10/15/2022)
TACKLES	14	Clayton Powell-Lee vs Georgia Tech (10/29/2022)
	14	Drake Thomas at NC State (10/08/2022)
SACKS	2	Myles Murphy vs Clemson (10/15/2022)
	2	YaYa Diaby at Louisville (09/16/2022)
TACKLES FOR LOSS	3.5	Myles Murphy vs Clemson (10/15/2022)
INTERCEPTIONS	1	Billy Bowman vs Oklahoma (N) (12/29/2022)
	1	DJ Ivey at Miami (FL) (11/05/2022)
	1	Shyheim Battle at NC State (10/08/2022)
	1	Devan Boykin at NC State (10/08/2022)
	1	Yasir Abdullah at Louisville (09/16/2022)
	1	Rance Conner at Louisville (09/16/2022)
	1	Ryan Webb vs Duquesne (08/27/2022)



2022 FSU FOOTBALL

2022 STATS



2022-23 Florida St. Football Games Played All games

##	Player	GP-GS	DU	LSU	LOU	BC	WF	NCSU	CU	GaTech	UM	SU	LA	UF	OU
0	Fabien Lovett	7/7	START	START	START	START	START	START	START	...
0	Ja'Khi Douglas	7/0	XXX	XXX	XXX	XXX	XXX	XXX	XXX
1	Jarques McClellion	13/0	XXX	XXX	XXX	XXX	XXX	XXX	XXX	XXX	XXX	XXX	XXX	XXX	XXX
1	Winston Wright	0/0
3	Trey Benson	13/6	XXX	XXX	XXX	XXX	XXX	XXX	XXX	START	START	START	START	START	START
3	Kevin Knowles II	13/11	START	START	START	START	START	START	START	START	XXX	START	XXX	START	START
4	Kalen DeLoach	13/13	START	START	START	START	START	START	START	START	START	START	START	START	START
4	Mycah Pittman	13/7	START	START	START	XXX	START	START	XXX	XXX	XXX	START	XXX	START	XXX
5	Jared Verse	12/9	START	START	START	...	XXX	XXX	START	XXX	START	START	START	START	START
5	Deuce Spann	12/0	XXX	XXX	...	XXX	XXX	XXX	XXX	XXX	XXX	XXX	XXX	XXX	XXX
6	Dennis Briggs Jr.	13/3	XXX	XXX	XXX	START	START	START	XXX	XXX	XXX	XXX	XXX	XXX	XXX
6	Keyshawn Helton	2/0	XXX	XXX
7	Jarrian Jones	12/10	START	XXX	START	XXX	START	START	START	START	START	...	START	START	START
8	Renardo Green	13/12	START	START	START	START	XXX	START	START	START	START	START	START	START	START
8	Treshaun Ward	10/6	START	START	START	START	START	START	XXX	XXX	XXX	XXX
9	Derrick McLendon II	13/12	START	START	START	START	XXX	START	START	START	START	START	START	START	START
9	Lawrance Toafili	13/6	XXX	XXX	XXX	START	XXX	XXX	START	START	START	XXX	START	XXX	START
10	Jammie Robinson	13/13	START	START	START	START	START	START	START	START	START	START	START	START	START
10	Aj Duffy	3/0	XXX	XXX	XXX
11	Malik McClain	13/3	START	XXX	XXX	XXX	XXX	XXX	START	START	XXX	XXX	XXX	XXX	XXX
11	Sam McCall	8/0	XXX	XXX	XXX	XXX	XXX	XXX	...	XXX	XXX
12	Jarrett Jackson	11/1	XXX	XXX	XXX	START	XXX	XXX	...	XXX	XXX	XXX	XXX	XXX	...
12	Joshua Burrell	9/0	XXX	XXX	XXX	XXX	XXX	XXX	XXX	XXX	XXX
12	Dylan McNamara	0/0
13	Jordan Travis	13/13	START	START	START	START	START	START	START	START	START	START	START	START	START
13	Omarion Cooper	12/4	...	START	XXX	START	START	XXX	XXX	XXX	XXX	START	XXX	XXX	XXX
14	Johnny Wilson	13/13	START	START	START	START	START	START	START	START	START	START	START	START	START
15	Tatum Bethune	13/11	START	START	START	START	START	START	START	START	XXX	XXX	START	START	START
15	Gino English	1/0	XXX
16	Malik Feaster	4/0	XXX	XXX	XXX	XXX
18	Travis Jay	0/0
18	Tate Rodemaker	7/0	XXX	...	XXX	XXX	XXX	XXX	XXX	XXX
19	Wyatt Rector	13/0	XXX	XXX	XXX	XXX	XXX	XXX	XXX	XXX	XXX	XXX	XXX	XXX	XXX
20	Azareye'h Thomas	11/0	XXX	XXX	XXX	XXX	XXX	XXX	XXX	XXX	XXX	XXX	XXX
21	Darion Williamson	5/0	XXX	XXX	XXX	XXX	XXX
21	Greedy Vance	13/0	XXX	XXX	XXX	XXX	XXX	XXX	XXX	XXX	XXX	XXX	XXX	XXX	XXX
22	CJ Campbell	6/0	XXX	XXX	XXX	XXX	XXX	XXX
23	Sidney Williams	11/0	...	XXX	...	XXX	XXX	XXX	XXX	XXX	XXX	XXX	XXX	XXX	XXX
24	Mike Roussos	2/0	XXX	XXX
26	Caziah Holmes	0/0
26	Dwayne Wells Jr.	0/0
27	Akeem Dent	13/12	START	START	START	START	START	START	START	START	START	START	START	XXX	START
28	Brendan Gant	12/0	XXX	XXX	XXX	XXX	XXX	XXX	XXX	XXX	XXX	...	XXX	XXX	XXX
29	Alex Mastromanno	13/0	XXX	XXX	XXX	XXX	XXX	XXX	XXX	XXX	XXX	XXX	XXX	XXX	XXX
29	Rodney Hill	4/0	XXX	XXX	XXX	XXX
30	DJ Daniels	9/0	XXX	XXX	...	XXX	XXX	XXX	XXX	XXX	XXX	XXX
31	Demorie Tate	0/0
32	Stephen Dix, Jr.	0/0
32	Jeremiah Giedrys	1/0	XXX
33	Amari Gainer	8/1	XXX	XXX	XXX	START	XXX	XXX	XXX	XXX
35	Leonard Warner III	13/2	XXX	XXX	XXX	XXX	START	XXX	XXX	START	XXX	XXX	XXX	XXX	XXX
36	Omar Graham Jr.	3/0	XXX	XXX	XXX
37	Christian White	1/0	XXX
38	Shyheim Brown	13/2	XXX	XXX	XXX	XXX	XXX	XXX	XXX	XXX	XXX	START	XXX	START	XXX
39	Jaden Floyd	0/0
39	Vance Nicklaus	0/0
40	Jorden McCaslin	0/0
41	Aj Cottrill	2/0	XXX	XXX
42	Garrett Murray	0/0
42	Harold Stubbs IV	1/0	XXX



2022 FSU FOOTBALL

2022 STATS



2022-23 Florida St. Football Games Played All games

#	Player	GP-GS	DU	LSU	LOU	BC	WF	NCSU	CU	GaTech	UM	SU	LA	UF	OU
43	Mac Chiumento	3/0	XXX	XXX	XXX	...
44	Joshua Farmer	13/0	XXX	XXX	XXX	XXX	XXX	XXX	XXX	XXX	XXX	XXX	XXX	XXX	XXX
45	Preston Daniel	13/2	XXX	XXX	XXX	XXX	XXX	XXX	START	XXX	XXX	START	XXX	XXX	XXX
45	Danj Altine	1/0	XXX
46	DJ Lundy	13/2	XXX	XXX	XXX	XXX	XXX	XXX	XXX	XXX	START	XXX	START	XXX	XXX
47	Jimmy Casey	0/0
48	Jackson West	0/0
49	James Rosenberry	13/0	XXX	XXX	XXX	XXX	XXX	XXX	XXX	XXX	XXX	XXX	XXX	XXX	XXX
51	Chase Oliver	0/0
51	Antavious Woody	0/0
52	Robert Scott, Jr.	11/11	START	START	START	START	START	START	START	START	START	START	START
52	George Wilson, Jr.	3/0	XXX	XXX	XXX
53	Maurice Smith	12/12	...	START	START	START	START	START	START	START	START	START	START	START	START
54	Kayden Lyles	0/0
54	Byron Turner, Jr.	8/0	XXX	XXX	XXX	XXX	XXX	XXX	XXX	XXX
55	Qae'shon Sapp	1/0	XXX
55	Ayobami Tifase	0/0
56	Zane Herring	13/0	XXX	XXX	XXX	XXX	XXX	XXX	XXX	XXX	XXX	XXX	XXX	XXX	XXX
56	Patrick Payton	13/0	XXX	XXX	XXX	XXX	XXX	XXX	XXX	XXX	XXX	XXX	XXX	XXX	XXX
57	Aaron Hester	3/0	XXX	XXX	XXX
58	Bless Harris	1/1	START
58	Emile Aime	1/0	XXX
59	Colin King	0/0
64	David Stickle	7/0	XXX	XXX	XXX	XXX	XXX	XXX	XXX
65	Rod Orr	0/0
66	Ben Ostaszewski	1/0	XXX
67	Thomas Shrader	1/0	XXX
68	LaNard Toney	0/0
69	Kanaya Charlton	5/0	XXX	XXX	XXX	XXX	...	XXX
70	Lloyd Willis	12/0	XXX	XXX	XXX	XXX	XXX	XXX	...	XXX	XXX	XXX	XXX	XXX	XXX
71	D'Mitri Emmanuel	13/13	START	START	START	START	START	START	START	START	START	START	START	START	START
72	Julian Armella	4/0	XXX	XXX	XXX	XXX
73	Jaylen Early	4/0	XXX	XXX	...	XXX	XXX
75	Dillan Gibbons	13/13	START	START	START	START	START	START	START	START	START	START	START	START	START
76	Darius Washington	11/7	START	...	XXX	START	START	XXX	XXX	XXX	START	START	START	...	START
77	Bryson Estes	13/0	XXX	XXX	XXX	XXX	XXX	XXX	XXX	XXX	XXX	XXX	XXX	XXX	XXX
78	Daughtry Richardson	2/0	XXX	XXX
79	Jazston Turnetine	13/8	XXX	START	START	START	START	START	START	START	XXX	XXX	XXX	START	XXX
80	Ontaria Wilson	12/8	...	START	XXX	START	START	START	XXX	XXX	START	XXX	START	START	START
82	Carson Pielock	1/0	XXX
84	Fernando Padron	1/0	XXX
85	Markeston Douglas	13/4	START	XXX	START	XXX	START	XXX	XXX	XXX	XXX	XXX	XXX	XXX	START
86	Brian Courtney	12/0	XXX	...	XXX	XXX	XXX	XXX	XXX	XXX	XXX	XXX	XXX	XXX	XXX
87	Camren McDonald	13/10	XXX	START	START	START	XXX	START	START	START	START	START	START	START	XXX
88	Ryan Fitzgerald	13/0	XXX	XXX	XXX	XXX	XXX	XXX	XXX	XXX	XXX	XXX	XXX	XXX	XXX
88	Kentron Poitier	13/0	XXX	XXX	XXX	XXX	XXX	XXX	XXX	XXX	XXX	XXX	XXX	XXX	XXX
89	Jerrale Powers	0/0
90	Bishop Thomas	2/0	XXX	XXX
91	Robert Cooper	13/13	START	START	START	START	START	START	START	START	START	START	START	START	START
92	Liam McCormick	0/0
93	Malakai Menzer	12/0	XXX	XXX	XXX	XXX	XXX	XXX	XXX	XXX	XXX	...	XXX	XXX	XXX
94	George Sklavenitis	0/0
95	Daniel Lyons	4/0	XXX	XXX	XXX	XXX
96	Dante Anderson	3/0	XXX	XXX	XXX
97	Aidan Shahriari	0/0
97	Shambre Jackson	2/0	XXX	XXX
98	Zane Smith	0/0
99	Malcolm Ray	13/5	XXX	XXX	START	XXX	START	START	START	XXX	XXX	XXX	XXX	XXX	START
99	Max Larson	0/0



Florida St. Inside Opponent Red-Zone

Date	Opponent	Score	Times	Times	Total	Rush			Pass	FGs	Failed to score inside RZ				
			In RZ	Scored	Pts	TDs	TDs	TDs	Made	FGA	Down	Int	Fumb	Half	Game
08/27/2022	Duquesne	W 47-7	7	7	40	5	5	0	2	2	0	0	0	0	0
09/04/2022	vs LSU	W 24-23	4	2	10	1	1	0	1	1	1	0	1	0	0
09/16/2022	at Louisville	W 35-31	7	4	28	4	1	3	0	2	0	1	0	0	0
09/24/2022	Boston College	W 44-14	5	4	23	3	3	0	1	1	1	0	0	0	0
10/01/2022	Wake Forest	L 21-31	4	3	21	3	0	3	0	1	0	0	0	0	0
10/08/2022	at NC State	L 17-19	2	2	14	2	1	1	0	0	0	0	0	0	0
10/15/2022	Clemson	L 28-34	4	3	21	3	2	1	0	0	1	0	0	0	0
10/29/2022	Georgia Tech	W 41-16	5	4	20	2	2	0	2	2	0	0	1	0	0
11/05/2022	at Miami (FL)	W 45-3	6	6	38	5	3	2	1	1	0	0	0	0	0
11/12/2022	at Syracuse	W 38-3	5	5	31	4	1	3	1	1	0	0	0	0	0
11/19/2022	Louisiana	W 49-17	6	6	42	6	4	2	0	0	0	0	0	0	0
11/25/2022	Florida	W 45-38	6	5	35	5	4	1	0	1	0	0	0	0	0
12/29/2022	vs Oklahoma	W 35-32	5	5	28	3	1	2	2	2	0	0	0	0	0
Totals 56 of 66 (84.8%)			66	56	351	46	28	18	10	14	3	1	2	0	0

Opponents Inside Florida St. Red-Zone

Date	Opponent	Score	Times	Times	Total	Rush			Pass	FGs	Failed to score inside RZ				
			In RZ	Scored	Pts	TDs	TDs	TDs	Made	FGA	Down	Int	Fumb	Half	Game
08/27/2022	Duquesne	W 47-7	0	0	0	0	0	0	0	0	0	0	0	0	0
09/04/2022	LSU	W 24-23	4	3	16	2	1	1	1	2	0	0	0	0	0
09/16/2022	Louisville	W 35-31	6	5	31	4	3	1	1	1	0	0	1	0	0
09/24/2022	Boston College	W 44-14	2	2	14	2	0	2	0	0	0	0	0	0	0
10/01/2022	Wake Forest	L 21-31	6	5	31	4	2	2	1	2	0	0	0	0	0
10/08/2022	NC State	L 17-19	4	4	16	1	0	1	3	3	0	0	0	0	0
10/15/2022	Clemson	L 28-34	3	3	17	2	1	1	1	1	0	0	0	0	0
10/29/2022	Georgia Tech	W 41-16	3	2	9	1	1	0	1	1	1	0	0	0	0
11/05/2022	Miami (FL)	W 45-3	1	0	0	0	0	0	0	0	0	0	1	0	0
11/12/2022	Syracuse	W 38-3	2	1	3	0	0	0	1	1	0	0	0	0	1
11/19/2022	Louisiana	W 49-17	3	3	17	2	1	1	1	1	0	0	0	0	0
11/25/2022	Florida	W 45-38	2	2	14	2	1	1	0	0	0	0	0	0	0
12/29/2022	Oklahoma	W 35-32	5	4	29	4	3	1	0	1	0	0	0	0	0
Totals 34 of 41 (82.9%)			41	34	197	24	13	11	10	13	1	0	2	0	1



3rd-Down Conversions

Date	Opponent	Score	Overall	1st Qtr	2nd Qtr	3rd Qtr	4th Qtr	Overtime
08/27/2022	Duquesne	W 47-7	5-10 50.0	2-2 100.0	0-2 0.0	1-2 50.0	2-4 50.0	0-0 0.0
09/04/2022	vs LSU	W 24-23	11-17 64.7	4-5 80.0	2-4 50.0	3-4 75.0	2-4 50.0	0-0 0.0
09/16/2022	at Louisville	W 35-31	6-14 42.9	2-3 66.7	0-4 0.0	2-4 50.0	2-3 66.7	0-0 0.0
09/24/2022	Boston College	W 44-14	5-12 41.7	2-4 50.0	2-5 40.0	1-2 50.0	0-1 0.0	0-0 0.0
10/01/2022	Wake Forest	L 21-31	4-11 36.4	0-2 0.0	2-4 50.0	2-3 66.7	0-2 0.0	0-0 0.0
10/08/2022	at NC State	L 17-19	5-13 38.5	2-5 40.0	2-3 66.7	0-3 0.0	1-2 50.0	0-0 0.0
10/15/2022	Clemson	L 28-34	7-13 53.8	3-5 60.0	0-1 0.0	1-3 33.3	3-4 75.0	0-0 0.0
10/29/2022	Georgia Tech	W 41-16	9-15 60.0	0-4 0.0	3-4 75.0	4-4 100.0	2-3 66.7	0-0 0.0
11/05/2022	at Miami (FL)	W 45-3	6-11 54.5	2-2 100.0	1-3 33.3	2-3 66.7	1-3 33.3	0-0 0.0
11/12/2022	at Syracuse	W 38-3	3-9 33.3	1-2 50.0	0-1 0.0	1-3 33.3	1-3 33.3	0-0 0.0
11/19/2022	Louisiana	W 49-17	11-15 73.3	5-5 100.0	4-5 80.0	1-2 50.0	1-3 33.3	0-0 0.0
11/25/2022	Florida	W 45-38	9-16 56.3	1-3 33.3	2-4 50.0	4-6 66.7	2-3 66.7	0-0 0.0
12/29/2022	vs Oklahoma	W 35-32	5-12 41.7	1-4 25.0	0-2 0.0	3-4 75.0	1-2 50.0	0-0 0.0
Florida St.			86-168 51.2	25-46 54.3	18-42 42.9	25-43 58.1	18-37 48.6	0-0 0.0
Opponents			63-180 35.0	13-39 33.3	22-59 37.3	13-40 32.5	15-42 35.7	0-0 0.0

4th-Down Conversions

Date	Opponent	Score	Overall	1st Qtr	2nd Qtr	3rd Qtr	4th Qtr	Overtime
08/27/2022	Duquesne	W 47-7	1-2 50.0	0-0 0.0	0-0 0.0	0-1 0.0	1-1 100.0	0-0 0.0
09/04/2022	vs LSU	W 24-23	0-1 0.0	0-0 0.0	0-1 0.0	0-0 0.0	0-0 0.0	0-0 0.0
09/16/2022	at Louisville	W 35-31	0-0 0.0	0-0 0.0	0-0 0.0	0-0 0.0	0-0 0.0	0-0 0.0
09/24/2022	Boston College	W 44-14	1-3 33.3	1-1 100.0	0-2 0.0	0-0 0.0	0-0 0.0	0-0 0.0
10/01/2022	Wake Forest	L 21-31	1-1 100.0	0-0 0.0	0-0 0.0	0-0 0.0	1-1 100.0	0-0 0.0
10/08/2022	at NC State	L 17-19	0-2 0.0	0-0 0.0	0-1 0.0	0-0 0.0	0-1 0.0	0-0 0.0
10/15/2022	Clemson	L 28-34	1-4 25.0	0-0 0.0	1-2 50.0	0-1 0.0	0-1 0.0	0-0 0.0
10/29/2022	Georgia Tech	W 41-16	1-2 50.0	1-2 50.0	0-0 0.0	0-0 0.0	0-0 0.0	0-0 0.0
11/05/2022	at Miami (FL)	W 45-3	1-1 100.0	0-0 0.0	0-0 0.0	0-0 0.0	1-1 100.0	0-0 0.0
11/12/2022	at Syracuse	W 38-3	1-2 50.0	0-0 0.0	0-0 0.0	1-1 100.0	0-1 0.0	0-0 0.0
11/19/2022	Louisiana	W 49-17	0-1 0.0	0-0 0.0	0-0 0.0	0-1 0.0	0-0 0.0	0-0 0.0
11/25/2022	Florida	W 45-38	1-2 50.0	0-1 0.0	0-0 0.0	1-1 100.0	0-0 0.0	0-0 0.0
12/29/2022	vs Oklahoma	W 35-32	0-3 0.0	0-1 0.0	0-1 0.0	0-1 0.0	0-0 0.0	0-0 0.0
Florida St.			8-24 33.3	2-5 40.0	1-7 14.3	2-6 33.3	3-6 50.0	0-0 0.0
Opponents			13-24 54.2	1-4 25.0	2-4 50.0	2-5 40.0	8-11 72.7	0-0 0.0

Time of Possession

Date	Opponent	Score	Overall	1st Qtr	2nd Qtr	3rd Qtr	4th Qtr	Overtime
08/27/2022	Duquesne	W 47-7	35:13	10:47	07:07	08:11	09:08	00:00
09/04/2022	vs LSU	W 24-23	34:06	04:26	11:32	09:22	08:46	00:00
09/16/2022	at Louisville	W 35-31	30:48	08:13	04:21	09:47	08:27	00:00
09/24/2022	Boston College	W 44-14	29:13	06:35	10:34	01:39	10:25	00:00
10/01/2022	Wake Forest	L 21-31	25:28	05:53	05:26	09:35	04:34	00:00
10/08/2022	at NC State	L 17-19	26:36	07:50	09:40	03:03	06:03	00:00
10/15/2022	Clemson	L 28-34	28:46	04:46	10:34	04:11	09:15	00:00
10/29/2022	Georgia Tech	W 41-16	34:53	10:23	06:38	04:48	13:04	00:00





**2022-23 Florida St. Football
By Quarter Statistics
All games**

Date	Opponent		Score	Overall	1st Qtr	2nd Qtr	3rd Qtr	4th Qtr	Overtime
11/05/2022	at Miami (FL)	W	45-3	31:59	06:03	10:01	04:35	11:20	00:00
11/12/2022	at Syracuse	W	38-3	36:11	07:24	08:33	11:52	08:22	00:00
11/19/2022	Louisiana	W	49-17	30:44	08:21	09:24	06:12	06:47	00:00
11/25/2022	Florida	W	45-38	30:07	07:19	07:26	09:34	05:48	00:00
12/29/2022	vs Oklahoma	W	35-32	28:50	07:06	06:57	07:29	07:18	00:00
Florida St.			Total	402:54	95:06	108:13	90:18	109:17	00:00
			Avg.	31:00	07:19	08:19	06:57	08:24	00:00
Opponents			Total	374:13	68:39	115:35	83:20	106:39	00:00
			Avg.	28:47	05:17	08:53	06:25	08:12	00:00



2022-23 Florida St. Football
Passing Game-by-Game
All games

#10 AJ Duffy	Comp	Att	Int	Pct	Yards	TD	Long	Sacked	Effic.
Duquesne	1	1	0	100.0	10	0	10	0-0	184.0
Boston College	0	2	0	0.0	0	0	0	0-0	0.0
Louisiana	1	4	0	25.0	16	1	16	0-0	141.1
Totals	2	7	0	28.6	26	1	16	0-0	106.9

#13 Jordan Travis	Comp	Att	Int	Pct	Yards	TD	Long	Sacked	Effic.
Duquesne	11	15	0	73.3	207	0	51	1-7	189.3
LSU	20	33	0	60.6	260	2	39	0-0	146.8
Louisville	13	17	1	76.5	157	2	41	1-10	181.1
Boston College	16	26	0	61.5	321	1	72	0-0	177.9
Wake Forest	23	35	0	65.7	281	3	28	1-7	161.4
NC State	15	30	2	50.0	181	1	37	1-10	98.3
Clemson	24	42	0	57.1	254	2	29	2-21	123.7
Georgia Tech	24	38	0	63.2	396	3	78	1-7	176.7
Miami (FL)	10	12	1	83.3	202	3	65	2-23	290.6
Syracuse	21	23	0	91.3	155	3	24	2-11	191.0
Louisiana	9	14	0	64.3	112	1	32	0-0	155.1
Florida	13	30	0	43.3	270	1	44	2-9	129.9
Oklahoma	27	38	1	71.1	418	2	58	2-12	175.6
Totals	226	353	5	64.0	3214	24	78	15-117	160.1

#15 Gino English	Comp	Att	Int	Pct	Yards	TD	Long	Sacked	Effic.
Louisiana	2	2	0	100.0	16	0	16	0-0	167.2
Totals	2	2	0	100.0	16	0	16	0-0	167.2

#18 Tate Rodemaker	Comp	Att	Int	Pct	Yards	TD	Long	Sacked	Effic.
Duquesne	2	6	1	33.3	15	0	9	0-0	21.0
Louisville	6	10	1	60.0	109	2	69	3-18	197.6
Boston College	3	3	0	100.0	29	0	13	0-0	181.2
Miami (FL)	3	4	0	75.0	23	0	12	1-5	123.3
Syracuse	3	7	0	42.9	33	0	24	1-8	82.5
Louisiana	1	1	0	100.0	45	0	45	0-0	478.0
Totals	18	31	2	58.1	254	2	69	5-31	135.3

#19 Wyatt Rector	Comp	Att	Int	Pct	Yards	TD	Long	Sacked	Effic.
Syracuse	1	1	0	100.0	2	1	2	0-0	446.8
Totals	1	1	0	100.0	2	1	2	0-0	446.8



**2022-23 Florida St. Football
Rushing/Receiving Game-by-Game
All games**

Rushing

Player	No-Yds/TD	DU	LSU	LOU	BC	WF	NCSU	CU	GaTech	UM	SU	LA	UF	OU
Trey Benson	154-99/9	11-105/1	6-15/0	10-70/0	10-78/2	4-10/0	6-25/0	7-69/0	18-111/0	15-128/2	18-163/0	16-80/1	20-111/3	13-25/0
Treshaun Ward	95-628/7	14-127/2	16-49/0	10-126/0	14-48/1	13-87/0	5-51/0	DNP	DNP	DNP	5-13/0	4-37/2	4-9/0	10-81/2
Lawrance Toafili	93-457/5	13-101/1	4-9/0	6-20/1	4-12/1	5-13/0	10-22/1	11-68/0	13-70/1	14-52/0	4-9/0	4-46/0	4-25/0	1-10/0
Jordan Travis	82-417/7	4-11/1	8-31/0	2--10/0	1-16/0	6-2/0	7-108/0	14-64/1	1--7/0	7-10/0	5-21/1	5-38/2	15-83/2	7-50/0
Rodney Hill	27-144/1	9-55/1	DNP	DNP	3-17/0	DNP	DNP	DNP	6-41/0	DNP	DNP	9-31/0	DNP	DNP
CJ Campbell	18-64/2	DNP	DNP	DNP	DNP	DNP	DNP	DNP	3-23/1	8-28/1	5-14/0	2--1/0	-	-
Tate Rodemaker	10-14/0	2-2/0	DNP	4--8/0	1-11/0	DNP	DNP	DNP	-	2-17/0	1--8/0	-	DNP	DNP
Mycah Pittman	7-35/0	-	1-7/0	1--1/0	-	-	-	-	1-2/0	-	1-15/0	2-10/0	-	1-2/0
Deuce Spann	5-28/0	-	2-20/0	DNP	-	-	-	-	-	1--2/0	1-3/0	1-7/0	-	-
DJ Lundy	3-2/2	-	1-1/1	-	-	-	-	1-1/1	-	-	-	-	-	1-0/0
Wyatt Rector	2-4/0	-	-	1-0/0	-	-	-	1-4/0	-	-	-	-	-	-
Darion Williamson	2--2/0	-	-	1--3/0	-	DNP	DNP	DNP	DNP	DNP	DNP	DNP	DNP	1-1/0
Ja'Khi Douglas	1-8/0	DNP	DNP	DNP	DNP	DNP	DNP	-	-	-	-	1-8/0	-	-
Malik McClain	1-6/0	-	-	-	-	-	-	-	1-6/0	-	-	-	-	-
AJ Duffy	1-5/0	1-5/0	DNP	DNP	-	DNP	DNP	DNP	DNP	DNP	DNP	-	DNP	DNP
Gino English	1--5/0	DNP	DNP	DNP	DNP	DNP	DNP	DNP	DNP	DNP	DNP	1--5/0	DNP	DNP

Receiving

Player	No-Yds/TD	DU	LSU	LOU	BC	WF	NCSU	CU	GaTech	UM	SU	LA	UF	OU
Johnny Wilson	43-897/5	1-51/0	3-60/0	7-149/2	2-12/0	6-85/1	2-60/0	6-75/0	3-111/1	2-22/0	1-24/1	-	2-46/0	8-202/0
Mycah Pittman	32-330/3	4-44/0	3-45/0	1-7/0	4-45/0	5-85/2	4-34/1	1-6/0	3-22/0	-	3-17/0	-	1-12/0	3-13/0
Ontaria Wilson	30-495/4	DNP	7-102/2	2-38/0	3-85/0	2-16/0	4-57/0	1--2/0	1-24/0	1-56/1	2-5/0	1-11/0	1-29/0	5-74/1
Lawrance Toafili	24-268/1	-	1-10/0	2-9/0	-	-	3-24/0	6-45/0	5-84/1	3-75/0	2--1/0	1-20/0	-	1-2/0
Camren McDonald	21-312/1	-	2-23/0	2-45/0	2-52/0	2-31/0	-	4-19/0	3-39/0	1-8/1	2-19/0	1-32/0	2-44/0	-
Malik McClain	17-206/3	1-3/0	-	2-24/1	1-21/0	1-15/0	-	2-28/0	1-5/0	-	4-26/1	2-26/1	1-44/0	2-14/0
Kentron Poitier	14-283/4	4-84/0	-	-	1-31/1	-	-	1-25/1	2-32/0	-	2-29/1	1-45/0	3-37/1	-
Markeston Douglas	14-190/2	-	1-8/0	-	-	2-22/0	-	2-52/0	-	1-14/0	2-17/0	2-27/1	-	4-50/1
Trey Benson	13-144/0	-	-	-	1-6/0	2-9/0	2-6/0	-	1-10/0	1-25/0	2-3/0	1-1/0	2-51/0	1-33/0
Ja'Khi Douglas	10-123/2	DNP	DNP	DNP	DNP	DNP	DNP	1-6/1	4-63/1	-	3-43/0	1-4/0	-	1-7/0
Darion Williamson	8-131/0	1-10/0	-	-	5-98/0	DNP	DNP	DNP	DNP	DNP	DNP	DNP	DNP	2-23/0
Deuce Spann	8-64/0	3-40/0	2-6/0	DNP	-	1-4/0	-	-	-	1-8/0	1-6/0	-	-	-
Treshaun Ward	6-19/0	-	1-6/0	2--8/0	-	2-14/0	-	DNP	DNP	DNP	-	1-7/0	-	-
Preston Daniel	3-15/1	-	-	1-2/1	-	-	-	-	1-6/0	-	-	-	1-7/0	-
Mike Roussos	2-16/0	-	DNP	DNP	DNP	DNP	DNP	DNP	DNP	DNP	DNP	2-16/0	DNP	DNP
Brian Courtney	1-12/0	-	DNP	-	-	-	-	-	-	1-12/0	-	-	-	-
CJ Campbell	1-3/0	DNP	DNP	DNP	DNP	DNP	DNP	DNP	-	1-3/0	-	-	-	-
DJ Lundy	1-2/1	-	-	-	-	-	-	-	-	1-2/1	-	-	-	-
Jordan Travis	1-2/1	-	-	-	-	-	-	-	-	-	1-2/1	-	-	-



2022-23 Florida St. Football
Total Tackles Game-by-Game
All games

Total Tackles

Player	S-A	Total	DU	LSU	LOU	BC	WF	NCSU	CU	GaTech	UM	SU	LA	UF	OU
Jammie Robinson	46-53	99	2-2	4-0	4-5	1-3	5-8	2-7	3-5	3-7	4-3	0-2	3-3	5-5	10-3
Tatum Bethune	43-41	84	2-2	7-0	6-4	1-3	4-2	7-7	2-2	2-2	3-2	1-3	1-2	3-8	4-4
Kalen DeLoach	33-32	65	0-3	5-2	5-2	1-6	4-1	3-1	5-0	1-5	3-0	1-2	1-1	1-4	3-5
Renardo Green	42-16	58	2-1	8-0	8-1	1-0	5-4	1-4	3-1	1-0	1-1	1-1	3-0	3-2	5-1
Akeem Dent	29-24	53	2-0	5-0	5-5	2-1	4-4	3-6	1-2	2-1	0-1	3-0	2-2	-	0-2
DJ Lundy	24-24	48	2-2	0-1	3-1	2-1	2-3	2-3	1-1	1-2	1-3	1-2	4-2	1-2	4-1
Jared Verse	22-26	48	1-3	2-1	1-1	DNP	2-2	1-4	4-1	2-3	2-0	3-1	1-1	0-5	3-4
Derrick McLendon II	17-20	37	0-1	1-1	3-0	1-4	1-2	2-0	3-5	0-1	1-2	1-0	0-1	3-2	1-1
Shyheim Brown	19-17	36	-	1-0	-	1-1	2-2	2-1	3-4	0-1	3-0	0-1	1-1	2-5	4-1
Brendan Gant	19-14	33	0-2	1-0	3-0	4-1	0-1	-	2-0	0-4	2-3	DNP	5-1	0-2	2-0
Patrick Payton	22-9	31	1-1	-	1-0	2-1	4-1	4-2	2-2	1-0	3-0	2-0	0-1	0-1	2-0
Kevin Knowles II	16-8	24	3-0	2-0	2-1	0-1	2-1	0-3	2-0	0-1	-	1-0	-	4-0	0-1
Leonard Warner III	11-11	22	-	-	-	1-2	2-1	1-0	0-1	2-2	0-1	0-1	3-2	0-1	2-0
Dennis Briggs Jr.	5-16	21	0-1	0-1	1-1	1-2	2-1	0-1	1-1	0-1	-	-	0-4	-	0-3
Jarrian Jones	13-6	19	1-0	-	1-0	2-0	2-0	-	1-2	2-0	2-0	DNP	1-2	1-1	0-1
Robert Cooper	9-10	19	0-1	1-1	1-1	0-2	0-1	-	1-1	-	0-1	1-0	1-0	2-1	2-1
Amari Gainer	7-10	17	1-3	DNP	DNP	DNP	DNP	DNP	-	1-1	0-2	4-0	1-3	0-1	-
Greedy Vance	12-4	16	0-1	2-0	4-0	1-2	1-0	-	-	1-0	-	2-0	0-1	1-0	-
Joshua Farmer	10-5	15	1-2	-	-	1-0	2-0	1-1	0-1	1-0	1-0	1-0	1-0	-	1-1
Malcolm Ray	8-7	15	0-1	1-0	2-2	-	0-1	1-0	1-1	-	-	-	0-1	1-1	2-0
Omarion Cooper	11-3	14	DNP	4-0	-	-	2-1	1-1	2-0	-	-	-	-	0-1	2-0
Azareye'h Thomas	8-6	14	0-1	DNP	DNP	2-0	1-0	1-1	-	2-0	0-1	1-0	1-2	-	0-1
Sidney Williams	7-5	12	DNP	1-0	DNP	1-2	-	-	-	-	2-0	2-1	1-2	-	-
Jarques McClellion	7-5	12	1-0	-	-	0-2	-	-	-	2-1	-	-	1-2	1-0	2-0
Jarrett Jackson	2-10	12	-	1-0	0-2	1-1	0-1	0-5	DNP	-	0-1	-	-	-	DNP
Fabien Lovett	5-5	10	-	1-1	DNP	DNP	DNP	DNP	DNP	1-0	1-2	1-0	1-0	0-2	DNP
Omar Graham Jr.	4-4	8	1-3	DNP	DNP	1-1	DNP	DNP	DNP	2-0	DNP	DNP	DNP	DNP	DNP
Wyatt Rector	3-4	7	1-1	1-0	-	-	-	1-0	-	-	0-1	-	0-1	0-1	-
Sam McCall	3-2	5	-	-	-	0-1	DNP	DNP	-	-	DNP	2-0	1-1	DNP	DNP
Daniel Lyons	1-3	4	0-2	DNP	DNP	1-0	0-1	DNP	DNP	DNP	DNP	DNP	DNP	DNP	-
Byron Turner, Jr.	0-3	3	0-1	-	-	-	DNP	DNP	DNP	DNP	DNP	-	0-2	-	-
Aaron Hester	1-1	2	DNP	DNP	DNP	0-1	DNP	DNP	DNP	-	DNP	DNP	1-0	DNP	DNP
Preston Daniel	1-0	1	-	-	1-0	-	-	-	-	-	-	-	-	-	-
Dillan Gibbons	1-0	1	-	-	1-0	-	-	-	-	-	-	-	-	-	-
Ryan Fitzgerald	1-0	1	-	-	-	-	-	-	-	-	-	-	-	1-0	-
Malik Feaster	0-1	1	-	-	-	0-1	DNP	DNP	DNP	DNP	DNP	DNP	DNP	DNP	DNP
Jordan Travis	0-1	1	-	-	-	-	-	-	-	0-1	-	-	-	-	-
James Rosenberry	0-1	1	-	-	-	-	-	-	-	-	-	-	-	0-1	-
Brian Courtney	0-1	1	-	DNP	-	-	-	0-1	-	-	-	-	-	-	-
Bishop Thomas	0-1	1	DNP	DNP	DNP	0-1	DNP	DNP	DNP	DNP	DNP	DNP	-	DNP	DNP
Lawrance Toafili	0-1	1	-	-	-	-	-	-	-	0-1	-	-	-	-	-



2022-23 Florida St. Football
Tackles For Loss Game-by-Game
All games

Player	UA-A	Total	DU	LSU	LOU	BC	WF	NCSU	CU	GaTech	UM	SU	LA	UF	OU
Jared Verse	13-8	17.0	1.5-7	2.5-17	-	DNP	2.5-12	1.0-5	1.0-1	2.5-9	1.0-12	1.0-6	1.0-7	0.5-1	2.5-14
Tatum Bethune	7-5	9.5	1.0-3	2.0-5	-	-	1.0-1	2.5-5	-	1.5-12	-	-	-	0.5-1	1.0-2
Kalen DeLoach	4-7	7.5	-	1.0-1	2.0-12	-	1.0-6	-	-	1.0-6	-	0.5-1	-	-	2.0-7
Patrick Payton	6-0	6.0	-	-	-	1.0-8	1.0-10	-	-	1.0-1	1.0-10	1.0-10	-	-	1.0-10
Joshua Farmer	6-0	6.0	1.0-1	-	-	-	1.0-6	1.0-5	-	1.0-2	-	1.0-5	1.0-4	-	-
Derrick McLendon II	4-2	5.0	-	-	1.0-5	-	0.5-1	1.0-5	1.0-6	-	-	1.0-2	-	0.5-0	-
Jammie Robinson	4-2	5.0	-	-	-	-	-	-	-	1.5-4	1.0-5	0.5-0	1.0-1	-	1.0-6
DJ Lundy	4-2	5.0	1.0-1	-	1.0-2	-	1.0-2	-	-	-	-	-	1.5-8	0.5-1	-
Dennis Briggs Jr.	1-5	3.5	-	0.5-1	-	-	-	-	1.0-1	-	-	-	1.0-0	-	1.0-4
Renardo Green	3-0	3.0	1.0-1	-	-	-	-	-	-	-	-	1.0-4	-	-	1.0-2
Leonard Warner III	2-2	3.0	-	-	-	-	0.5-0	-	-	1.5-8	-	-	-	-	1.0-5
Malcolm Ray	2-1	2.5	-	-	-	-	-	1.0-7	1.0-5	-	-	-	-	0.5-0	-
Shyheim Brown	1-3	2.5	-	-	-	1.5-8	0.5-0	-	-	-	-	-	-	0.5-1	-
Fabien Lovett	2-0	2.0	-	-	DNP	DNP	DNP	DNP	DNP	-	1.0-7	1.0-1	-	-	DNP
Azareye'h Thomas	2-0	2.0	-	DNP	DNP	2.0-2	-	-	-	-	-	-	-	-	-
Amari Gainer	1-1	1.5	-	DNP	DNP	DNP	DNP	DNP	-	-	-	1.0-6	0.5-1	-	-
Brendan Gant	1-1	1.5	-	-	-	1.5-4	-	-	-	-	-	DNP	-	-	-
Robert Cooper	0-2	1.0	0.5-0	-	-	-	-	-	-	-	-	-	-	-	0.5-1
Akeem Dent	0-1	0.5	-	-	-	-	-	0.5-0	-	-	-	-	-	-	-



2022-23 Florida St. Football
Sacks Game-by-Game
All games

Player	UA-A	Total	DU	LSU	LOU	BC	WF	NCSU	CU	GaTech	UM	SU	LA	UF	OU
Jared Verse	8-2	9	1-6	2-17	-	DNP	1-9	-	-	0.5-4	1-12	1-6	1-7	-	1.5-11
Patrick Payton	5-0	5	-	-	-	1-8	1-10	-	-	-	1-10	1-10	-	-	1-10
Derrick McLendon II	3-1	3.5	-	-	1-5	-	-	1-5	1-6	-	-	-	-	0.5-0	-
Kalen DeLoach	2-2	3	-	0.5-0	1-11	-	1-6	-	-	0.5-3	-	-	-	-	-
Tatum Bethune	2-2	3	-	1-1	-	-	-	-	-	1.5-12	-	-	-	-	0.5-1
Dennis Briggs Jr.	1-4	3	-	0.5-1	-	-	-	-	1-1	-	-	-	0.5-0	-	1-4
Leonard Warner III	2-1	2.5	-	-	-	-	-	-	-	1.5-8	-	-	-	-	1-5
Joshua Farmer	2-0	2	-	-	-	-	1-6	-	-	-	-	-	1-4	-	-
Malcolm Ray	2-0	2	-	-	-	-	-	1-7	1-5	-	-	-	-	-	-
Shyheim Brown	1-1	1.5	-	-	-	1-7	-	-	-	-	-	-	-	0.5-1	-
DJ Lundy	1-1	1.5	-	-	-	-	-	-	-	-	-	-	1.5-8	-	-
Fabien Lovett	1-0	1	-	-	DNP	DNP	DNP	DNP	DNP	-	1-7	-	-	-	DNP
Jammie Robinson	1-0	1	-	-	-	-	-	-	-	-	-	-	-	-	1-6
Brendan Gant	1-0	1	-	-	-	1-3	-	-	-	-	-	DNP	-	-	-
Amari Gainer	1-0	1	-	DNP	DNP	DNP	DNP	DNP	-	-	-	1-6	-	-	-



**2022-23 Florida St. Football
Fumbles Game-by-Game
All games**

Fumbles

Player	No-Lost	DU	LSU	LOU	BC	WF	NCSU	CU	GaTech	UM	SU	LA	UF	OU
Jordan Travis	5-2	-	-	-	-	1-1	-	1-0	-	-	1-0	-	2-1	-
Lawrance Toafili	3-2	-	-	-	-	-	-	-	2-2	-	-	1-0	-	-
Treshaun Ward	3-1	-	1-1	-	-	1-0	-	DNP	DNP	DNP	1-0	-	-	-
Trey Benson	1-0	-	-	-	-	1-0	-	-	-	-	-	-	-	-
Gino English	1-0	DNP	DNP	DNP	DNP	DNP	DNP	DNP	DNP	DNP	DNP	1-0	DNP	DNP

Fumbles Forced

Player	Number	DU	LSU	LOU	BC	WF	NCSU	CU	GaTech	UM	SU	LA	UF	OU
Fabien Lovett	1	-	-	DNP	DNP	DNP	DNP	DNP	-	-	-	1	-	DNP
Sam McCall	1	-	-	-	-	DNP	DNP	-	-	DNP	1	-	DNP	DNP
Omarion Cooper	1	DNP	-	-	-	-	-	-	-	-	-	-	-	1
Amari Gainer	1	-	DNP	DNP	DNP	DNP	DNP	-	-	-	1	-	-	-
Leonard Warner III	1	-	-	-	-	-	-	-	-	-	-	-	-	1
DJ Lundy	1	-	-	1	-	-	-	-	-	-	-	-	-	-
Patrick Payton	1	-	-	-	-	-	-	-	-	1	-	-	-	-

Fumbles Recovered

Player	Number	DU	LSU	LOU	BC	WF	NCSU	CU	GaTech	UM	SU	LA	UF	OU
Jared Verse	1	-	-	-	DNP	-	-	-	-	1	-	-	-	-
Derrick McLendon II	1	-	-	1	-	-	-	-	-	-	-	-	-	-
Jammie Robinson	1	-	-	-	-	-	-	-	-	-	-	-	-	1
Tatum Bethune	1	-	-	1	-	-	-	-	-	-	-	-	-	-
Wyatt Rector	1	-	1	-	-	-	-	-	-	-	-	-	-	-
Brendan Gant	1	-	1	-	-	-	-	-	-	-	DNP	-	-	-
Shyheim Brown	1	-	-	-	-	-	-	-	-	-	-	1	-	-
Malcolm Ray	1	-	-	-	-	-	-	-	-	1	-	-	-	-



Punt Returns

Player	No-Yds	DU	LSU	LOU	BC	WF	NCSU	CU	GaTech	UM	SU	LA	UF	OU
Mycah Pittman	18-169	1-7	1-0	2-9	1-18	1-34	-	2-30	2-23	1-6	5-35	-	2-7	-
Ontaria Wilson	1-51	DNP	-	-	-	-	1-51	-	-	-	-	-	-	-
Jammie Robinson	1-7	-	-	-	-	-	-	-	-	-	-	1-7	-	-

Kick Returns

Player	No-Yds	DU	LSU	LOU	BC	WF	NCSU	CU	GaTech	UM	SU	LA	UF	OU
Sam McCall	8-142	2-26	2-45	1-21	-	DNP	DNP	1-14	2-36	DNP	-	-	DNP	DNP
Trey Benson	5-192	-	-	-	1-93	3-74	-	-	-	-	-	-	-	1-25
Mycah Pittman	1-13	-	-	-	-	-	1-13	-	-	-	-	-	-	-
Malakai Menzer	1-4	-	-	-	-	-	-	-	-	-	DNP	-	-	1-4

Interceptions Returns

Player	No-Yds	DU	LSU	LOU	BC	WF	NCSU	CU	GaTech	UM	SU	LA	UF	OU
Greedy Vance	3-10	-	-	-	1-0	-	-	-	-	1-10	1-0	-	-	-
Kevin Knowles II	1-0	-	-	1-0	-	-	-	-	-	-	-	-	-	-
Jarrian Jones	1-0	-	-	-	-	-	-	-	-	-	DNP	-	1-0	-
Jammie Robinson	1-0	-	-	-	-	-	1-0	-	-	-	-	-	-	-
Omarion Cooper	1-0	DNP	-	-	1-0	-	-	-	-	-	-	-	-	-
Azareye'h Thomas	1-0	-	DNP	DNP	-	-	-	-	-	1-0	-	-	-	-

Fumble Returns

Player	No-Yds	DU	LSU	LOU	BC	WF	NCSU	CU	GaTech	UM	SU	LA	UF	OU
Derrick McLendon II	1-15	-	-	1-15	-	-	-	-	-	-	-	-	-	-
Jared Verse	1-10	-	-	-	DNP	-	-	-	-	1-10	-	-	-	-
Jammie Robinson	1-0	-	-	-	-	-	-	-	-	-	-	-	-	1-0
Tatum Bethune	1-0	-	-	1-0	-	-	-	-	-	-	-	-	-	-
Wyatt Rector	1-0	-	1-0	-	-	-	-	-	-	-	-	-	-	-
Brendan Gant	1-0	-	1-0	-	-	-	-	-	-	-	DNP	-	-	-
Shyheim Brown	1-0	-	-	-	-	-	-	-	-	-	-	1-0	-	-
Malcolm Ray	1-0	-	-	-	-	-	-	-	-	1-0	-	-	-	-