



Officials: Ted Valentine, Doug Shows, John Gaffney

Florida St. - 55

Record: 14-13 (7-10)

NO.	Name	F	Min	FG	3P	FT	Rebounds			Fouls		TP	AS	TO	ST	Blocks		+/-
				M-A	M-A	M-A	OR	DR	TOT	PF	FD					BS	BA	
22	John Butler	F	26:38	1-9	1-5	0-0	3	3	6	1	1	3	0	1	0	3	0	-16
31	Wyatt Wilkes	F	21:24	2-5	2-4	0-0	1	1	2	4	0	6	2	3	0	0	0	-17
11	Tanor Ngom	C	18:50	1-3	0-1	2-2	3	1	4	0	3	4	0	2	3	0	0	-6
0	RayQuan Evans	G	21:59	1-5	0-3	1-1	0	0	0	2	1	3	0	5	0	0	0	-15
35	Matthew Cleveland	G	36:50	7-18	0-2	4-6	1	7	8	2	3	18	0	2	0	0	1	-24
30	Harrison Prieto		12:54	0-0	0-0	0-0	0	0	0	0	1	0	0	0	0	1	0	-1
21	Cam'Ron Fletcher		26:07	6-10	0-2	4-4	3	2	5	1	3	16	1	1	4	0	0	-5
1	Jalen Warley		26:00	1-6	1-2	2-2	1	2	3	1	1	5	6	3	3	0	0	-1
12	Justin Lindner		03:14	0-0	0-0	0-0	0	0	0	0	0	0	2	1	0	0	0	4
15	Quincy Ballard		04:57	0-0	0-0	0-0	0	0	0	0	0	0	0	0	0	2	0	-2
40	Isaac Spainhour		01:07	0-0	0-0	0-0	0	0	0	0	0	0	0	0	0	0	0	3
Team							3	2	5			0		1				
Totals				19-56	4-19	13-15	15	18	33	11	13	55	11	19	10	6	1	-16

Shooting By Period		
1 st FG%	10-29	34.5%
3PT%	2-8	25.0%
FT%	2-2	100%
2 nd FG%	9-27	33.3%
3PT%	2-11	18.2%
FT%	11-13	84.6%
GM FG%	19-56	33.9%
3PT%	4-19	21.1%
FT%	13-15	86.7%

Dead Ball Rebounds: 1, 0

Technical Fouls: Warley 1st3:32

Boston College - 71

Record: 10-16 (5-11)

NO.	Name	F	Min	FG	3P	FT	Rebounds			Fouls		TP	AS	TO	ST	Blocks		+/-
				M-A	M-A	M-A	OR	DR	TOT	PF	FD					BS	BA	
12	Quinten Post	F	23:09	5-10	0-1	0-0	4	1	5	4	0	10	0	4	0	1	1	23
33	James Karnik	C	35:39	6-6	0-0	4-5	4	7	11	0	6	16	0	1	1	0	0	18
3	Jaeden Zackery	G	35:08	7-10	4-4	0-0	2	6	8	1	2	18	6	1	5	0	1	22
11	Makai Ashton-Langford	G	36:25	2-9	1-5	0-0	0	3	3	5	1	5	9	6	4	0	0	26
51	Brevin Galloway	G	25:34	5-13	4-12	0-0	0	1	1	2	0	14	1	2	3	0	0	12
4	Kanye Jones		21:34	3-6	2-4	0-0	0	1	1	1	0	8	1	0	1	0	1	-2
24	Gianni Thompson		18:13	0-3	0-0	0-0	1	3	4	1	1	0	0	3	0	0	2	-4
0	Quinn Pemberton		01:26	0-1	0-0	0-0	0	0	0	0	0	0	0	0	0	0	1	-5
10	Abe Atiyeh		01:26	0-0	0-0	0-0	0	0	0	0	0	0	0	0	0	0	0	-5
32	Justin Vander Baan		01:26	0-0	0-0	0-0	0	0	0	0	0	0	0	1	0	0	0	-5
Team							1	1	2			0		0				
Totals				28-58	11-26	4-5	12	23	35	14	10	71	17	18	14	1	6	16

Shooting By Period		
1 st FG%	13-32	40.6%
3PT%	6-15	40.0%
FT%	0-0	0%
2 nd FG%	15-26	57.7%
3PT%	5-11	45.5%
FT%	4-5	80%
GM FG%	28-58	48.3%
3PT%	11-26	42.3%
FT%	4-5	80.0%

Dead Ball Rebounds: 1, 0

Technical Fouls: Post 1st3:32

	FSU	BC
Biggest lead	0 (1 st 20:00)	21 (2 nd 7:26)
Best Scoring Run	5 (1 st 4:08)	11 (1 st 17:44)
Lead Changes	0	
Times Tied	0	
Time with Lead	00:00	39:13

	FSU	BC
Points from		
Turnovers	15	23
Paint	26	34
Second Chance	10	17
Fast Breaks	11	15
Bench	21	8

	Period by Period Scoring		
	1st	2nd	TOT
FSU	24	31	55
BC	32	39	71



Period 1

Quarter Starters:

BC	3 Zackery J	11 Ashton-Langford M	12 Post Q	33 Karnik J	51 Galloway B
FSU	0 Evans R	11 Ngom T	22 Butler J	31 Wilkes W	35 Cleveland M

Game Time	BC	Score	Diff	FSU
20:00	33 KARNIK J jumpball lost			22 BUTLER J jumpball won
19:51	51 GALLOWAY B steal (1)			0 EVANS R turnover bad pass (1)
19:45	12 POST Q 2pt FG from turnover in the paint, layup missed			
19:42				35 CLEVELAND M defensive rebound (1)
19:34	33 KARNIK J foul drawn (1)			0 EVANS R foul offensive (1 - 1)
19:34				0 EVANS R turnover offensive (2)
19:13	11 ASHTON-LANGFORD M 3pt FG from turnover, jump shot made (3)	3-0	3	
19:13	3 ZACKERY J assist (1)			
18:53	51 GALLOWAY B steal (2)			11 NGOM T turnover lost ball (1)
18:46	12 POST Q 2pt FG from turnover in the paint, layup made (2)	5-0	5	
18:46	51 GALLOWAY B assist (1)			
18:31	3 ZACKERY J steal (1)			0 EVANS R turnover bad pass (3)
18:26	51 GALLOWAY B 3pt FG fast break from turnover, jump shot made (3)	8-0	8	
18:26	3 ZACKERY J assist (2)			
17:52				35 CLEVELAND M 2pt FG outside the paint, jump shot missed
17:50	12 POST Q defensive rebound (1)			
17:44	3 ZACKERY J 3pt FG fast break, jump shot made (3)	11-0	11	
17:44	11 ASHTON-LANGFORD M assist (1)			
17:37				Timeout 30 Sec
17:15		11-3	8	31 WILKES W 3pt FG , jump shot made (3)
16:51	33 KARNIK J turnover out of bounds (1)			
16:51				11 NGOM T substitution out
16:51				30 PRIETO H substitution in
16:36				31 WILKES W 3pt FG from turnover, jump shot missed
16:33				22 BUTLER J offensive rebound (1)
16:32	3 ZACKERY J steal (2)			22 BUTLER J turnover lost ball (1)
16:27	3 ZACKERY J 2pt FG from turnover in the paint, layup missed			
16:23	12 POST Q offensive rebound (2)			
16:23	12 POST Q 2pt FG from turnover second chance in the paint, layup made (4)	13-3	10	
16:07	51 GALLOWAY B substitution out			
16:07	4 JONES K substitution in			
16:07				22 BUTLER J substitution out
16:07				21 FLETCHER C substitution in
15:54				turnover shot clock (6)
15:53				Timeout media
15:53				0 EVANS R substitution out
15:53				1 WARLEY J substitution in
15:25	11 ASHTON-LANGFORD M 3pt FG from turnover, jump shot missed			
15:21				1 WARLEY J defensive rebound (1)
15:14				31 WILKES W 2pt FG outside the paint, jump shot missed



Official Basketball Play by Play - First Half
Florida St. at Boston College
 02/21/22 Silvio O. Conte Forum, Chestnut Hill, Mass.,
 2021-22 Men's Basketball

Game Time: 7:00 PM
Game Duration: 2:00
Attendance: 5,441

Officials: Ted Valentine, Doug Shows, John Gaffney

Game Time	BC	Score	Diff	FSU
15:10	3 ZACKERY J defensive rebound (1)			
14:50	12 POST Q 2pt FG in the paint, jump shot made (6)	15-3	12	
14:27	3 ZACKERY J foul personal (1 - 1)			30 PRIETO H foul drawn (1)
14:27	3 ZACKERY J substitution out			
14:27	51 GALLOWAY B substitution in			
14:27				30 PRIETO H substitution out
14:27				31 WILKES W substitution out
14:27				0 EVANS R substitution in
14:27				11 NGOM T substitution in
14:15		15-5	10	35 CLEVELAND M 2pt FG outside the paint, jump shot made (2)
13:58	51 GALLOWAY B 3pt FG , jump shot missed			
13:55	33 KARNIK J offensive rebound (1)			
13:54	33 KARNIK J 2pt FG second chance in the paint, layup made (2)	17-5	12	
13:34		17-7	10	21 FLETCHER C 2pt FG in the paint, driving layup made (2)
13:07	51 GALLOWAY B 3pt FG , jump shot missed			
13:04				35 CLEVELAND M defensive rebound (2)
13:00				35 CLEVELAND M 2pt FG in the paint, driving layup missed
12:57				11 NGOM T offensive rebound (1)
12:57				11 NGOM T 2pt FG second chance in the paint, layup missed
12:57				11 NGOM T offensive rebound (2)
12:57	12 POST Q foul personal (1 - 2)			11 NGOM T foul drawn (1)
12:57	33 KARNIK J substitution out			
12:57	24 THOMPSON G substitution in			
12:49				35 CLEVELAND M 2pt FG second chance in the paint, layup blocked
12:49	12 POST Q block (1)			
12:49	defensive rebound (5)			
12:28	11 ASHTON-LANGFORD M 3pt FG , jump shot missed			
12:25				35 CLEVELAND M defensive rebound (3)
12:15	4 JONES K steal (1)			0 EVANS R turnover lost ball (4)
12:07	4 JONES K 2pt FG fast break from turnover in the paint, driving layup made (2)	19-7	12	
11:55				21 FLETCHER C 3pt FG , jump shot missed
11:51	11 ASHTON-LANGFORD M defensive rebound (1)			
11:50	11 ASHTON-LANGFORD M turnover bad pass (1)			
11:50	Timeout media			
11:50	11 ASHTON-LANGFORD M substitution out			
11:50	12 POST Q substitution out			
11:50	3 ZACKERY J substitution in			
11:50	33 KARNIK J substitution in			
11:50				11 NGOM T substitution out
11:50				35 CLEVELAND M substitution out
11:50				22 BUTLER J substitution in
11:50				30 PRIETO H substitution in
11:40		19-9	10	21 FLETCHER C 2pt FG from turnover in the paint, layup made (4)
11:40				1 WARLEY J assist (1)
11:15	4 JONES K 2pt FG in the paint, layup blocked			
11:15				30 PRIETO H block (1)
11:12	33 KARNIK J offensive rebound (2)			



Official Basketball Play by Play - First Half
Florida St. at Boston College
 02/21/22 Silvio O. Conte Forum, Chestnut Hill, Mass.,
 2021-22 Men's Basketball

Game Time: 7:00 PM
Game Duration: 2:00
Attendance: 5,441

Officials: Ted Valentine, Doug Shows, John Gaffney

Game Time	BC	Score	Diff	FSU
11:12	24 THOMPSON G turnover out of bounds (1)			
11:12	4 JONES K substitution out			
11:12	11 ASHTON-LANGFORD M substitution in			
10:54				1 WARLEY J 2pt FG from turnover in the paint, jump shot missed
10:51	33 KARNIK J defensive rebound (3)			
10:27	51 GALLOWAY B turnover bad pass (1)			21 FLETCHER C steal (1)
10:27	24 THOMPSON G substitution out			
10:27	12 POST Q substitution in			
10:09				22 BUTLER J 2pt FG from turnover outside the paint, jump shot missed
10:06	11 ASHTON-LANGFORD M defensive rebound (2)			
09:57	12 POST Q turnover lost ball (1)			21 FLETCHER C steal (2)
09:53		19-11	8	21 FLETCHER C 2pt FG fast break from turnover in the paint, driving layup made (6)
09:47	33 KARNIK J foul drawn (2)			0 EVANS R foul personal (2 - 2)
09:47				0 EVANS R substitution out
09:47				21 FLETCHER C substitution out
09:47				31 WILKES W substitution in
09:47				35 CLEVELAND M substitution in
09:46	51 GALLOWAY B 3pt FG fast break, jump shot made (6)	22-11	11	
09:46	3 ZACKERY J assist (3)			
09:20	51 GALLOWAY B steal (3)			31 WILKES W turnover lost ball (1)
09:16	51 GALLOWAY B 3pt FG from turnover, jump shot missed			
09:12	12 POST Q offensive rebound (3)			
08:52	11 ASHTON-LANGFORD M turnover lost ball (2)			1 WARLEY J steal (1)
08:45	3 ZACKERY J steal (3)			35 CLEVELAND M turnover lost ball (1)
08:39	12 POST Q 2pt FG from turnover in the paint, driving layup missed			
08:35				1 WARLEY J defensive rebound (2)
08:31				35 CLEVELAND M 2pt FG in the paint, layup missed
08:28				22 BUTLER J offensive rebound (2)
08:27				22 BUTLER J 2pt FG second chance in the paint, jump shot missed
08:27				35 CLEVELAND M offensive rebound (4)
08:26	51 GALLOWAY B foul shooting (1 - 3)			35 CLEVELAND M foul drawn (1)
08:26		22-12	10	35 CLEVELAND M free throw 1 - 2 made (3)
08:26				1 WARLEY J substitution out
08:26				30 PRIETO H substitution out
08:26				11 NGOM T substitution in
08:26				12 LINDNER J substitution in
08:26	12 POST Q substitution out			
08:26	24 THOMPSON G substitution in			
08:26		22-13	9	35 CLEVELAND M free throw 2 - 2 made (4)
08:14	51 GALLOWAY B 3pt FG , jump shot missed			
08:11				35 CLEVELAND M defensive rebound (5)
08:05				22 BUTLER J 3pt FG , jump shot missed
08:03	3 ZACKERY J defensive rebound (2)			
07:57	24 THOMPSON G 2pt FG in the paint, layup blocked			
07:57				22 BUTLER J block (1)
07:54				11 NGOM T defensive rebound (3)



Official Basketball Play by Play - First Half
Florida St. at Boston College
 02/21/22 Silvio O. Conte Forum, Chestnut Hill, Mass.,
 2021-22 Men's Basketball

Game Time: 7:00 PM
Game Duration: 2:00
Attendance: 5,441

Officials: Ted Valentine, Doug Shows, John Gaffney

Game Time	BC	Score	Diff	FSU
07:41	Timeout media			
07:41	51 GALLOWAY B substitution out			
07:41	4 JONES K substitution in			
07:40		22-15	7	35 CLEVELAND M 2pt FG in the paint, alleyoop made (6)
07:40				12 LINDNER J assist (1)
07:18	3 ZACKERY J 3pt FG , jump shot made (6)	25-15	10	
07:18	11 ASHTON-LANGFORD M assist (2)			
07:06	3 ZACKERY J steal (4)			12 LINDNER J turnover bad pass (1)
07:03	3 ZACKERY J 2pt FG fast break from turnover in the paint, driving layup made (8)	27-15	12	
06:46		27-17	10	11 NGOM T 2pt FG in the paint, layup made (2)
06:22	11 ASHTON-LANGFORD M 2pt FG outside the paint, jump shot missed			
06:19	24 THOMPSON G offensive rebound (1)			
06:19	24 THOMPSON G 2pt FG second chance in the paint, layup missed			
06:19	offensive rebound (13)			
06:19	33 KARNIK J substitution out			
06:19	12 POST Q substitution in			
06:19				12 LINDNER J substitution out
06:19				1 WARLEY J substitution in
06:12	3 ZACKERY J 3pt FG second chance, jump shot made (11)	30-17	13	
06:12	11 ASHTON-LANGFORD M assist (3)			
05:54		30-19	11	35 CLEVELAND M 2pt FG in the paint, layup made (8)
05:54				1 WARLEY J assist (2)
05:42	11 ASHTON-LANGFORD M 3pt FG , jump shot missed			
05:39				22 BUTLER J defensive rebound (3)
05:22	11 ASHTON-LANGFORD M steal (1)			31 WILKES W turnover lost ball (2)
05:21	11 ASHTON-LANGFORD M foul drawn (1)			31 WILKES W foul personal (1 - 3)
05:21	4 JONES K substitution out			
05:21	51 GALLOWAY B substitution in			
05:21				31 WILKES W substitution out
05:21				21 FLETCHER C substitution in
05:00	11 ASHTON-LANGFORD M 2pt FG from turnover in the paint, floating jump shot missed			
04:56				22 BUTLER J defensive rebound (4)
04:48				22 BUTLER J 2pt FG in the paint, layup missed
04:47				offensive rebound (15)
04:34				35 CLEVELAND M 2pt FG second chance outside the paint, jump shot missed
04:31	3 ZACKERY J defensive rebound (3)			
04:31	3 ZACKERY J foul drawn (1)			35 CLEVELAND M foul personal (1 - 4)
04:31	11 ASHTON-LANGFORD M substitution out			
04:31	24 THOMPSON G substitution out			
04:31	4 JONES K substitution in			
04:31	33 KARNIK J substitution in			
04:19	12 POST Q 3pt FG , jump shot missed			
04:16				35 CLEVELAND M defensive rebound (6)
04:08		30-22	8	1 WARLEY J 3pt FG , jump shot made (3)
04:08				21 FLETCHER C assist (1)
03:33	51 GALLOWAY B 3pt FG , jump shot missed			



Official Basketball Play by Play - First Half
Florida St. at Boston College
 02/21/22 Silvio O. Conte Forum, Chestnut Hill, Mass.,
 2021-22 Men's Basketball

Game Time: 7:00 PM
Game Duration: 2:00
Attendance: 5,441

Officials: Ted Valentine, Doug Shows, John Gaffney

Game Time	BC	Score	Diff	FSU
03:30				22 BUTLER J defensive rebound (5)
03:32	12 POST Q foul personal (2 - 4)			22 BUTLER J foul drawn (1)
03:32	Timeout media			
03:32				1 WARLEY J foul class A technical (1 - 5)
03:32				1 WARLEY J turnover offensive (1)
03:32	12 POST Q foul class A technical (3 - 5)			
03:32	12 POST Q turnover offensive (2)			
03:32	12 POST Q substitution out			
03:32	24 THOMPSON G substitution in			
03:20				1 WARLEY J 2pt FG from turnover outside the paint, jump shot missed
03:18	24 THOMPSON G defensive rebound (2)			
03:19	24 THOMPSON G foul drawn (1)			22 BUTLER J foul personal (1 - 6)
03:19	4 JONES K substitution out			
03:19	11 ASHTON-LANGFORD M substitution in			
02:58	3 ZACKERY J 2pt FG outside the paint, jump shot missed			
02:55				21 FLETCHER C defensive rebound (1)
02:52	jump ball situation			
02:52	3 ZACKERY J steal (5)			21 FLETCHER C turnover lost ball (1)
02:27	51 GALLOWAY B 2pt FG from turnover in the paint, driving layup made (8)	32-22	10	
01:58				11 NGOM T 3pt FG , jump shot missed
01:54	51 GALLOWAY B defensive rebound (1)			
01:34	11 ASHTON-LANGFORD M turnover lost ball (3)			11 NGOM T steal (1)
01:28				1 WARLEY J 2pt FG from turnover in the paint, layup missed
01:26	3 ZACKERY J defensive rebound (4)			
01:19	24 THOMPSON G turnover lost ball (2)			1 WARLEY J steal (2)
01:14		32-24	8	35 CLEVELAND M 2pt FG fast break from turnover in the paint, driving layup made (10)
01:14				1 WARLEY J assist (3)
00:50	24 THOMPSON G 2pt FG in the paint, layup blocked			
00:50				22 BUTLER J block (2)
00:46				35 CLEVELAND M defensive rebound (7)
00:38				22 BUTLER J 3pt FG , jump shot missed
00:36	33 KARNIK J defensive rebound (4)			
00:29	Timeout 30 Sec			
00:29				22 BUTLER J substitution out
00:29				31 WILKES W substitution in
00:11	24 THOMPSON G turnover travel (3)			
00:01				35 CLEVELAND M 3pt FG from turnover, jump shot missed
00:00				11 NGOM T offensive rebound (4)
END OF PERIOD				
BC 32-24 FSU				



Officials: Ted Valentine, Doug Shows, John Gaffney

Florida St. - 24

NO.	Name	F	Min	FG			Rebounds			Fouls		TP	AS	TO	ST	Blocks		+/-
				M-A	M-A	M-A	OR	DR	TOT	PF	FD					BS	BA	
22	John Butler	F	15:14	0-5	0-2	0-0	2	3	5	1	1	0	0	1	0	2	0	-6
31	Wyatt Wilkes	F	10:28	1-3	1-2	0-0	0	0	0	1	0	3	0	2	0	0	0	-15
11	Tanor Ngom	C	14:12	1-3	0-1	0-0	3	1	4	0	1	2	0	1	1	0	0	-6
0	RayQuan Evans	G	08:47	0-0	0-0	0-0	0	0	0	2	0	0	0	4	0	0	0	-6
35	Matthew Cleveland	G	17:57	4-10	0-1	2-2	1	6	7	1	1	10	0	1	0	0	1	-12
30	Harrison Prieto		05:48	0-0	0-0	0-0	0	0	0	0	1	0	0	0	0	1	0	-2
21	Cam'Ron Fletcher		11:41	3-4	0-1	0-0	0	1	1	0	0	6	1	1	2	0	0	5
1	Jalen Warley		13:46	1-4	1-1	0-0	0	2	2	1	0	3	3	1	2	0	0	2
12	Justin Lindner		02:07	0-0	0-0	0-0	0	0	0	0	0	0	1	1	0	0	0	0
Team							1	0	1			0		1				
Totals				10-29	2-8	2-2	7	13	20	6	4	24	5	13	5	3	1	-8

Shooting By Period		
1st FG%	10-29	34.5%
3PT%	2-8	25.0%
FT%	2-2	100%
GM FG%	10-29	34.5%
3PT%	2-8	25.0%
FT%	2-2	100.0%

Dead Ball Rebounds: 0, 0

Technical Fouls: Warley 1st3:32

Boston College - 32

NO.	Name	F	Min	FG			Rebounds			Fouls		TP	AS	TO	ST	Blocks		+/-
				M-A	M-A	M-A	OR	DR	TOT	PF	FD					BS	BA	
12	Quinten Post	F	12:58	3-6	0-1	0-0	2	1	3	3	0	6	0	2	0	1	0	10
33	James Karnik	C	17:05	1-1	0-0	0-0	2	2	4	0	2	2	0	1	0	0	0	5
3	Jaeden Zackery	G	17:23	4-6	3-3	0-0	0	4	4	1	1	11	3	0	5	0	0	8
11	Makai Ashton-Langford	G	18:10	1-6	1-4	0-0	0	2	2	0	1	3	3	3	1	0	0	13
51	Brevin Galloway	G	16:00	3-8	2-7	0-0	0	1	1	1	0	8	1	1	3	0	0	4
4	Kanye Jones		08:27	1-2	0-0	0-0	0	0	0	0	0	2	0	0	1	0	1	-1
24	Gianni Thompson		09:57	0-3	0-0	0-0	1	1	2	0	1	0	0	3	0	0	2	1
Team							1	1	2			0		0				
Totals				13-32	6-15	0-0	6	12	18	5	5	32	7	10	10	1	3	8

Shooting By Period		
1st FG%	13-32	40.6%
3PT%	6-15	40.0%
FT%	0-0	0%
GM FG%	13-32	40.6%
3PT%	6-15	40.0%
FT%	0-0	0.0%

Dead Ball Rebounds: 0, 0

Technical Fouls: Post 1st3:32

	FSU	BC
Biggest lead	0 (1 st 20:00)	13 (1 st 6:12)
Best Scoring Run	5 (1 st 4:08)	11 (1 st 17:44)
Lead Changes	0	
Times Tied	0	
Time with Lead	00:00	19:13

	FSU	BC
Points from		
Turnovers	6	16
Paint	14	14
Second Chance	2	7
Fast Breaks	4	13
Bench	9	2

	Period by Period Scoring		
	1st	2nd	TOT
FSU	24	31	55
BC	32	39	71



Period 2

Quarter Starters:

BC	3 Zackery J	11 Ashton-Langford M	12 Post Q	33 Karnik J	51 Galloway B
FSU	0 Evans R	11 Ngom T	22 Butler J	31 Wilkes W	35 Cleveland M

Game Time	BC	Score	Diff	FSU
20:00	24 THOMPSON G substitution out			
20:00	12 POST Q substitution in			
20:00				1 WARLEY J substitution out
20:00				21 FLETCHER C substitution out
20:00				0 EVANS R substitution in
20:00				22 BUTLER J substitution in
19:56		32-26	6	0 EVANS R 2pt FG fast break in the paint, driving layup made (2)
19:56	11 ASHTON-LANGFORD M foul shooting (1 - 1)			0 EVANS R foul drawn (1)
19:56		32-27	5	0 EVANS R free throw fast break 1 - 1 made (3)
19:38	12 POST Q turnover lost ball (3)			11 NGOM T steal (2)
19:32				22 BUTLER J 3pt FG from turnover, jump shot missed
19:28				31 WILKES W offensive rebound (1)
19:09				35 CLEVELAND M 3pt FG from turnover second chance, jump shot missed
19:06	11 ASHTON-LANGFORD M defensive rebound (3)			
19:03	51 GALLOWAY B 3pt FG , jump shot missed			
18:59	3 ZACKERY J offensive rebound (5)			
18:57	51 GALLOWAY B 3pt FG second chance, jump shot made (11)	35-27	8	
18:57	3 ZACKERY J assist (4)			
18:27				0 EVANS R 3pt FG , jump shot missed
18:22	33 KARNIK J defensive rebound (5)			
18:07	51 GALLOWAY B turnover lost ball (2)			11 NGOM T steal (3)
18:06	51 GALLOWAY B foul personal (2 - 2)			11 NGOM T foul drawn (2)
18:06				11 NGOM T substitution out
18:06				30 PRIETO H substitution in
17:48				0 EVANS R turnover out of bounds (5)
17:48				0 EVANS R substitution out
17:48				22 BUTLER J substitution out
17:48				1 WARLEY J substitution in
17:48				21 FLETCHER C substitution in
17:31	12 POST Q 2pt FG from turnover in the paint, layup missed			
17:29				21 FLETCHER C defensive rebound (2)
17:10	11 ASHTON-LANGFORD M steal (2)			1 WARLEY J turnover lost ball (2)
16:54	3 ZACKERY J 2pt FG from turnover in the paint, driving layup made (13)	37-27	10	
16:39	51 GALLOWAY B substitution out			
16:39	4 JONES K substitution in			
16:28				35 CLEVELAND M 2pt FG in the paint, layup missed
16:25	3 ZACKERY J defensive rebound (6)			
16:22	33 KARNIK J 2pt FG fast break in the paint, driving layup made (4)	39-27	12	
16:22	11 ASHTON-LANGFORD M assist (4)			
16:05	12 POST Q substitution out			



Officials: Ted Valentine, Doug Shows, John Gaffney

Game Time	BC	Score	Diff	FSU
16:05	24 THOMPSON G substitution in			
16:00	11 ASHTON-LANGFORD M steal (3)			1 WARLEY J turnover lost ball (3)
15:57	11 ASHTON-LANGFORD M 2pt FG from turnover in the paint, layup missed			
15:53	3 ZACKERY J offensive rebound (7)			
15:53	3 ZACKERY J 2pt FG from turnover second chance in the paint, layup made (15)	41-27	14	
15:42		41-29	12	35 CLEVELAND M 2pt FG in the paint, layup made (12)
15:42				31 WILKES W assist (1)
15:16	33 KARNIK J foul drawn (3)			31 WILKES W foul shooting (2 - 1)
15:16	Timeout media			
15:16	33 KARNIK J free throw 1 - 2 made (5)	42-29	13	
15:16	33 KARNIK J free throw 2 - 2 made (6)	43-29	14	
15:00				21 FLETCHER C 2pt FG in the paint, layup missed
14:58				21 FLETCHER C offensive rebound (3)
14:58	24 THOMPSON G foul shooting (1 - 3)			21 FLETCHER C foul drawn (1)
14:58		43-30	13	21 FLETCHER C free throw 1 - 2 made (7)
14:58		43-31	12	21 FLETCHER C free throw 2 - 2 made (8)
14:38	4 JONES K 3pt FG , jump shot missed			
14:36				31 WILKES W defensive rebound (2)
14:30		43-33	10	35 CLEVELAND M 2pt FG fast break in the paint, dunk, made (14)
14:30				31 WILKES W assist (2)
14:02	11 ASHTON-LANGFORD M turnover bad pass (4)			
14:02	4 JONES K substitution out			
14:02	24 THOMPSON G substitution out			
14:02	12 POST Q substitution in			
14:02	51 GALLOWAY B substitution in			
13:44				1 WARLEY J 2pt FG from turnover in the paint, layup missed
13:41	33 KARNIK J defensive rebound (6)			
13:36	51 GALLOWAY B 3pt FG , jump shot missed			
13:31	33 KARNIK J offensive rebound (7)			
13:31	33 KARNIK J 2pt FG second chance in the paint, layup made (8)	45-33	12	
13:16				35 CLEVELAND M 2pt FG in the paint, layup missed
13:15				offensive rebound (25)
13:07		45-35	10	21 FLETCHER C 2pt FG second chance in the paint, layup made (10)
13:07				1 WARLEY J assist (4)
12:39	12 POST Q 2pt FG in the paint, dunk, made (8)	47-35	12	
12:39	3 ZACKERY J assist (5)			
12:26	33 KARNIK J foul drawn (4)			31 WILKES W foul offensive (3 - 2)
12:26				31 WILKES W turnover offensive (3)
12:26				1 WARLEY J substitution out
12:26				30 PRIETO H substitution out
12:26				0 EVANS R substitution in
12:26				11 NGOM T substitution in
12:26				21 FLETCHER C substitution out
12:26				22 BUTLER J substitution in
12:06	33 KARNIK J 2pt FG from turnover in the paint, layup made (10)	49-35	14	
12:06	11 ASHTON-LANGFORD M assist (5)			



Officials: Ted Valentine, Doug Shows, John Gaffney

Game Time	BC	Score	Diff	FSU
12:06	33 KARNIK J foul drawn (5)			31 WILKES W foul shooting (4 - 3)
12:06				11 NGOM T substitution out
12:06				15 BALLARD Q substitution in
12:06	33 KARNIK J free throw 1 - 1 made (11)	50-35	15	
11:48				35 CLEVELAND M 2pt FG outside the paint, jump shot missed
11:43				22 BUTLER J offensive rebound (6)
11:42				22 BUTLER J 2pt FG second chance in the paint, layup missed
11:40	33 KARNIK J defensive rebound (8)			
11:18	11 ASHTON-LANGFORD M 2pt FG in the paint, jump shot made (5)	52-35	17	
10:50				31 WILKES W 3pt FG , jump shot missed
10:46	3 ZACKERY J defensive rebound (8)			
10:38	3 ZACKERY J 2pt FG in the paint, layup blocked			
10:38				15 BALLARD Q block (1)
10:34	12 POST Q offensive rebound (4)			
10:34	12 POST Q 2pt FG second chance in the paint, layup blocked			
10:34				15 BALLARD Q block (2)
10:31				35 CLEVELAND M defensive rebound (8)
10:30	11 ASHTON-LANGFORD M foul shooting (2 - 4)			35 CLEVELAND M foul drawn (2)
10:30	Timeout media			
10:30	51 GALLOWAY B substitution out			
10:30	4 JONES K substitution in			
10:30		52-36	16	35 CLEVELAND M free throw 1 - 2 made (15)
10:30		52-37	15	35 CLEVELAND M free throw 2 - 2 made (16)
10:30	3 ZACKERY J foul drawn (2)			35 CLEVELAND M foul personal (2 - 4)
10:30	Timeout 30 Sec			
10:30				31 WILKES W substitution out
10:30				21 FLETCHER C substitution in
10:00	11 ASHTON-LANGFORD M 3pt FG , jump shot missed			
09:57	12 POST Q offensive rebound (5)			
09:42	12 POST Q 2pt FG second chance in the paint, floating jump shot made (10)	54-37	17	
09:13				0 EVANS R 3pt FG , jump shot missed
09:09	33 KARNIK J defensive rebound (9)			
08:44	4 JONES K 3pt FG , jump shot made (5)	57-37	20	
08:44	3 ZACKERY J assist (6)			
08:35				Timeout 60 Sec
08:35	3 ZACKERY J substitution out			
08:35	51 GALLOWAY B substitution in			
08:22				22 BUTLER J 3pt FG , jump shot missed
08:18	33 KARNIK J defensive rebound (10)			
07:59	12 POST Q turnover travel (4)			
07:59	Timeout media			
07:59				22 BUTLER J substitution out
07:59				1 WARLEY J substitution in
07:46	12 POST Q foul shooting (4 - 5)			21 FLETCHER C foul drawn (2)
07:46		57-38	19	21 FLETCHER C free throw 1 - 2 made (11)
07:46	12 POST Q substitution out			
07:46	3 ZACKERY J substitution in			
07:46				15 BALLARD Q substitution out



Officials: Ted Valentine, Doug Shows, John Gaffney

Game Time	BC	Score	Diff	FSU
07:46				11 NGOM T substitution in
07:46		57-39	18	21 FLETCHER C free throw 2 - 2 made (12)
07:26	51 GALLOWAY B 3pt FG , jump shot made (14)	60-39	21	
07:26	11 ASHTON-LANGFORD M assist (6)			
07:16		60-41	19	21 FLETCHER C 2pt FG outside the paint, jump shot made (14)
06:47	11 ASHTON-LANGFORD M turnover lost ball (5)			21 FLETCHER C steal (3)
06:45	11 ASHTON-LANGFORD M foul personal (3 - 6)			21 FLETCHER C foul drawn (3)
06:38				1 WARLEY J 3pt FG from turnover, jump shot missed
06:33				21 FLETCHER C offensive rebound (4)
06:33				21 FLETCHER C 2pt FG from turnover second chance in the paint, layup missed
06:30				1 WARLEY J offensive rebound (3)
06:25	33 KARNIK J steal (1)			11 NGOM T turnover lost ball (2)
06:14	51 GALLOWAY B 3pt FG from turnover, jump shot missed			
06:13				defensive rebound (30)
06:13	11 ASHTON-LANGFORD M substitution out			
06:13	24 THOMPSON G substitution in			
05:57				0 EVANS R 3pt FG , jump shot missed
05:54				offensive rebound (31)
05:54	51 GALLOWAY B substitution out			
05:54	11 ASHTON-LANGFORD M substitution in			
05:49	11 ASHTON-LANGFORD M foul personal (4 - 7)			11 NGOM T foul drawn (3)
05:49		60-42	18	11 NGOM T 1&1 free throw 1 made (3)
05:49		60-43	17	11 NGOM T 1&1 free throw 2 made (4)
05:49				Timeout 30 Sec
05:26	4 JONES K 3pt FG , jump shot missed			
05:22	33 KARNIK J offensive rebound (11)			
05:22	33 KARNIK J foul drawn (6)			21 FLETCHER C foul shooting (1 - 5)
05:22	33 KARNIK J free throw 1 - 2 missed			
05:22	offensive dead ball rebound (1)			
05:22				11 NGOM T substitution out
05:22				22 BUTLER J substitution in
05:22	33 KARNIK J free throw 2 - 2 made (12)	61-43	18	
05:15				35 CLEVELAND M 2pt FG outside the paint, jump shot missed
05:10				21 FLETCHER C offensive rebound (5)
05:10		61-45	16	21 FLETCHER C 2pt FG second chance in the paint, layup made (16)
04:45	33 KARNIK J 2pt FG in the paint, dunk, made (14)	63-45	18	
04:45	11 ASHTON-LANGFORD M assist (7)			
04:23	jump ball situation			
04:23	11 ASHTON-LANGFORD M steal (4)			35 CLEVELAND M turnover lost ball (2)
04:10	3 ZACKERY J turnover bad pass (1)			
04:01		63-48	15	22 BUTLER J 3pt FG from turnover, jump shot made (3)
04:01				1 WARLEY J assist (5)
03:42	11 ASHTON-LANGFORD M turnover lost ball (6)			21 FLETCHER C steal (4)
03:38		63-50	13	35 CLEVELAND M 2pt FG fast break from turnover in the paint, dunk, made (18)
03:38				1 WARLEY J assist (6)
03:20	33 KARNIK J 2pt FG in the paint, dunk, made (16)	65-50	15	
03:20	4 JONES K assist (1)			



Official Basketball Play by Play - Second Half
Florida St. at Boston College
 02/21/22 Silvio O. Conte Forum, Chestnut Hill, Mass.,
 2021-22 Men's Basketball

Game Time: 7:00 PM
Game Duration: 2:00
Attendance: 5,441

Officials: Ted Valentine, Doug Shows, John Gaffney

Game Time	BC	Score	Diff	FSU
02:59				21 FLETCHER C 3pt FG , jump shot missed
02:56	24 THOMPSON G defensive rebound (3)			
02:33	3 ZACKERY J 3pt FG , jump shot made (18)	68-50	18	
02:33	11 ASHTON-LANGFORD M assist (8)			
02:18				0 EVANS R 2pt FG in the paint, layup missed
02:15	4 JONES K defensive rebound (1)			
01:47	4 JONES K 3pt FG , jump shot made (8)	71-50	21	
01:47	11 ASHTON-LANGFORD M assist (9)			
01:26	11 ASHTON-LANGFORD M foul shooting (5 - 8)			35 CLEVELAND M foul drawn (3)
01:26	Timeout media			
01:26	3 ZACKERY J substitution out			
01:26	11 ASHTON-LANGFORD M substitution out			
01:26	33 KARNIK J substitution out			
01:26	0 PEMBERTON Q substitution in			
01:26	10 ATIYEH A substitution in			
01:26	32 VANDER BAAN J substitution in			
01:26				0 EVANS R substitution out
01:26				21 FLETCHER C substitution out
01:26				30 PRIETO H substitution in
01:26				31 WILKES W substitution in
01:26				35 CLEVELAND M free throw 1 - 2 missed
01:26				offensive dead ball rebound (1)
01:26				35 CLEVELAND M free throw 2 - 2 missed
01:26	24 THOMPSON G defensive rebound (4)			
01:11	32 VANDER BAAN J turnover bad pass (1)			1 WARLEY J steal (3)
01:07	4 JONES K foul shooting (1 - 9)			1 WARLEY J foul drawn (1)
01:07		71-51	20	1 WARLEY J free throw 1 - 2 made (4)
01:07				35 CLEVELAND M substitution out
01:07				12 LINDNER J substitution in
01:07		71-52	19	1 WARLEY J free throw 2 - 2 made (5)
01:07				1 WARLEY J substitution out
01:07				40 SPAINHOUR I substitution in
00:45	0 PEMBERTON Q 2pt FG in the paint, layup blocked			
00:45				22 BUTLER J block (3)
00:42				defensive rebound (33)
00:37				22 BUTLER J substitution out
00:37				15 BALLARD Q substitution in
00:25		71-55	16	31 WILKES W 3pt FG , jump shot made (6)
00:25				12 LINDNER J assist (2)
END OF GAME				
BC 71-55 FSU				



Officials: Ted Valentine, Doug Shows, John Gaffney

Florida St. - 31

NO.	Name	Min	FG			Rebounds			Fouls		TP	AS	TO	ST	Blocks		+/-
			M-A	3P	FT	OR	DR	TOT	PF	FD					BS	BA	
22	John Butler	F 11:24	1-4	1-3	0-0	1	0	1	0	0	3	0	0	0	1	0	-10
31	Wyatt Wilkes	F 10:56	1-2	1-2	0-0	1	1	2	3	0	3	2	1	0	0	0	-2
11	Tanor Ngom	C 04:38	0-0	0-0	2-2	0	0	0	0	2	2	0	1	2	0	0	0
0	RayQuan Evans	G 13:12	1-5	0-3	1-1	0	0	0	0	1	3	0	1	0	0	0	-9
35	Matthew Cleveland	G 18:53	3-8	0-1	2-4	0	1	1	1	2	8	0	1	0	0	0	-12
30	Harrison Prieto	07:06	0-0	0-0	0-0	0	0	0	0	0	0	0	0	0	0	0	1
1	Jalen Warley	12:14	0-2	0-1	2-2	1	0	1	0	1	2	3	2	1	0	0	-3
21	Cam'Ron Fletcher	14:26	3-6	0-1	4-4	3	1	4	1	3	10	0	0	2	0	0	-10
15	Quincy Ballard	04:57	0-0	0-0	0-0	0	0	0	0	0	0	0	0	0	2	0	-2
12	Justin Lindner	01:07	0-0	0-0	0-0	0	0	0	0	0	0	1	0	0	0	0	4
40	Isaac Spainhour	01:07	0-0	0-0	0-0	0	0	0	0	0	0	0	0	0	0	0	3
Team						2	2	4			0		0				
Totals			9-27	2-11	11-13	8	5	13	5	9	31	6	6	5	3	0	-8

Shooting By Period		
2 nd FG%	9-27	33.3%
3PT%	2-11	18.2%
FT%	11-13	84.6%
GM FG%	9-27	33.3%
3PT%	2-11	18.2%
FT%	11-13	84.6%

Dead Ball Rebounds: 1, 0

Technical Fouls::NONE

Boston College - 39

NO.	Name	Min	FG			Rebounds			Fouls		TP	AS	TO	ST	Blocks		+/-
			M-A	3P	FT	OR	DR	TOT	PF	FD					BS	BA	
12	Quinten Post	F 10:11	2-4	0-0	0-0	2	0	2	1	0	4	0	2	0	0	1	13
33	James Karnik	C 18:34	5-5	0-0	4-5	2	5	7	0	4	14	0	0	1	0	0	13
3	Jaeden Zackery	G 17:45	3-4	1-1	0-0	2	2	4	0	1	7	3	1	0	0	1	14
11	Makai Ashton-Langford	G 18:15	1-3	0-1	0-0	0	1	1	5	0	2	6	3	3	0	0	13
51	Brevin Galloway	G 09:34	2-5	2-5	0-0	0	0	0	1	0	6	0	1	0	0	0	8
4	Kanye Jones	13:07	2-4	2-4	0-0	0	1	1	1	0	6	1	0	0	0	0	-1
24	Gianni Thompson	08:16	0-0	0-0	0-0	0	2	2	1	0	0	0	0	0	0	0	-5
0	Quinn Pemberton	01:26	0-1	0-0	0-0	0	0	0	0	0	0	0	0	0	0	1	-5
10	Abe Atiyeh	01:26	0-0	0-0	0-0	0	0	0	0	0	0	0	0	0	0	0	-5
32	Justin Vander Baan	01:26	0-0	0-0	0-0	0	0	0	0	0	0	0	1	0	0	0	-5
Team						0	0	0			0		0				
Totals			15-26	5-11	4-5	6	11	17	9	5	39	10	8	4	0	3	8

Shooting By Period		
2 nd FG%	15-26	57.7%
3PT%	5-11	45.5%
FT%	4-5	80%
GM FG%	15-26	57.7%
3PT%	5-11	45.5%
FT%	4-5	80.0%

Dead Ball Rebounds: 1, 0

Technical Fouls::NONE

	FSU	BC
Biggest lead	0 (1 st 20:00)	21 (2 nd 7:26)
Best Scoring Run	5(2 nd 3:38)	9(2 nd 15:53)
Lead Changes	0	
Times Tied	0	
Time with Lead	00:00	19:56

Points from	FSU	BC
Turnovers	9	7
Paint	12	20
Second Chance	8	10
Fast Breaks	7	2
Bench	12	6

	Period by Period Scoring		
	1st	2nd	TOT
FSU	24	31	55
BC	32	39	71

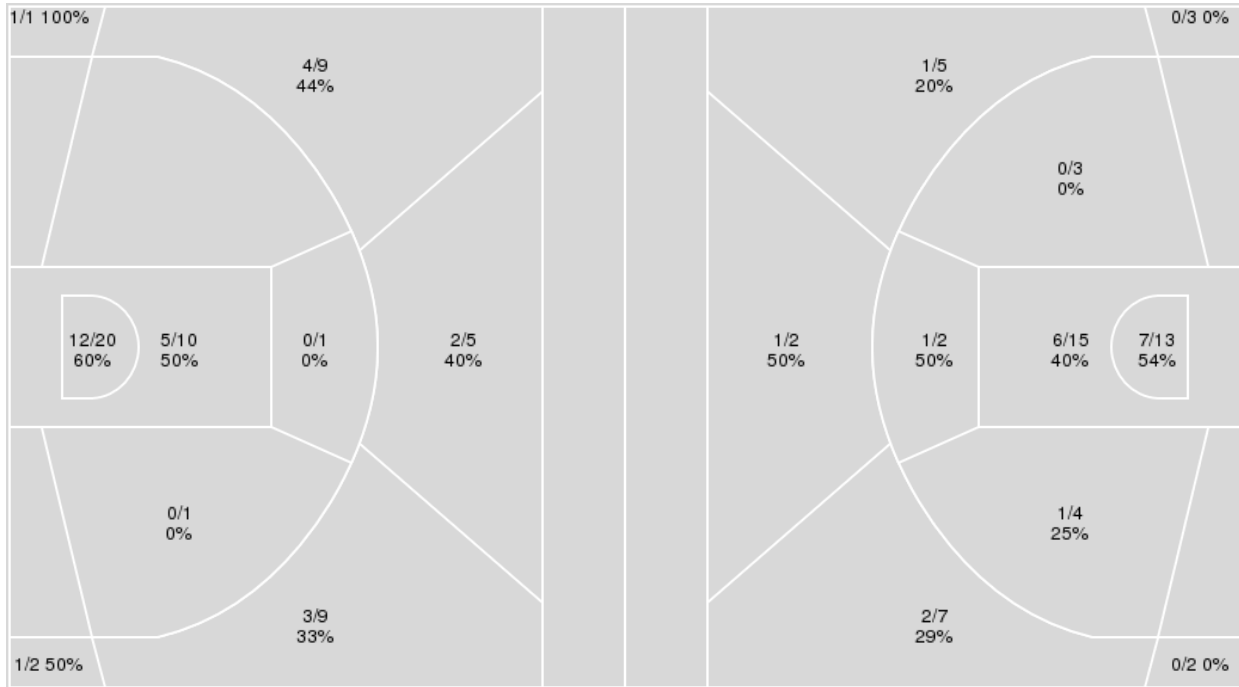


Officials: Ted Valentine, Doug Shows, John Gaffney

{ Players => 0, 1, 3, 4, 5, 10, 11, 12, 13, 21, 23, 24, 25, 32, 33, 51; } FG { Players => All; } FG Types => All; Results => All;
 Types => All; Results => All;

Boston College

Florida St.



Boston College	M/A	%
Field Goals	28/58	48
2 Points	17/32	53
3 Points	11/26	42
Free Throws	4/5	80

Florida St.	M/A	%
Field Goals	19/56	34
2 Points	15/37	41
3 Points	4/19	21
Free Throws	13/15	87



Florida St. at Boston College

02/21/22 Silvio O. Conte Forum, Chestnut Hill, Mass,
2021-22 Men's Basketball

Game Time: 7:00 PM
Game Duration: 2:00
Attendance: 5,441

Officials: Ted Valentine, Doug Shows, John Gaffney

Florida St.

No	Name	Mins		Score		Points Diff		Points per Min		Assists		Rebounds		Steals		Turnovers	
		On	Off	On	Off	On	Off	On	Off	On	Off	On	Off	On	Off	On	Off
0	RayQuan Evans	21:59	18:01	29 - 44	26 - 27	-15	-1	1.32	1.44	3	8	14	19	6	4	10	9
1	Jalen Warley	26:00	14:00	39 - 40	16 - 31	-1	-15	1.50	1.14	9	2	25	8	8	2	11	8
11	Tanor Ngom	18:50	21:10	27 - 33	28 - 38	-6	-10	1.43	1.32	4	7	20	13	5	5	10	9
12	Justin Lindner	03:14	36:46	9 - 5	46 - 66	4	-20	2.78	1.25	2	9	3	30	0	10	1	18
15	Quincy Ballard	04:57	35:03	6 - 8	49 - 63	-2	-14	1.21	1.40	1	10	2	31	0	10	0	19
21	Cam'Ron Fletcher	26:07	13:53	34 - 39	21 - 32	-5	-11	1.30	1.51	8	3	21	12	6	4	9	10
22	John Butler	26:38	13:22	34 - 50	21 - 21	-16	0	1.28	1.57	7	4	19	14	9	1	13	6
30	Harrison Prieto	12:54	27:06	18 - 19	37 - 52	-1	-15	1.40	1.37	5	6	10	23	4	6	8	11
31	Wyatt Wilkes	21:24	18:36	29 - 46	26 - 25	-17	1	1.36	1.40	6	5	18	15	4	6	14	5
35	Matthew Cleveland	36:50	03:10	47 - 71	8 - 0	-24	8	1.28	2.53	9	2	32	1	8	2	19	0
40	Isaac Spainhour	01:07	38:53	3 - 0	52 - 71	3	-19	2.69	1.34	1	10	1	32	0	10	0	19

Boston College

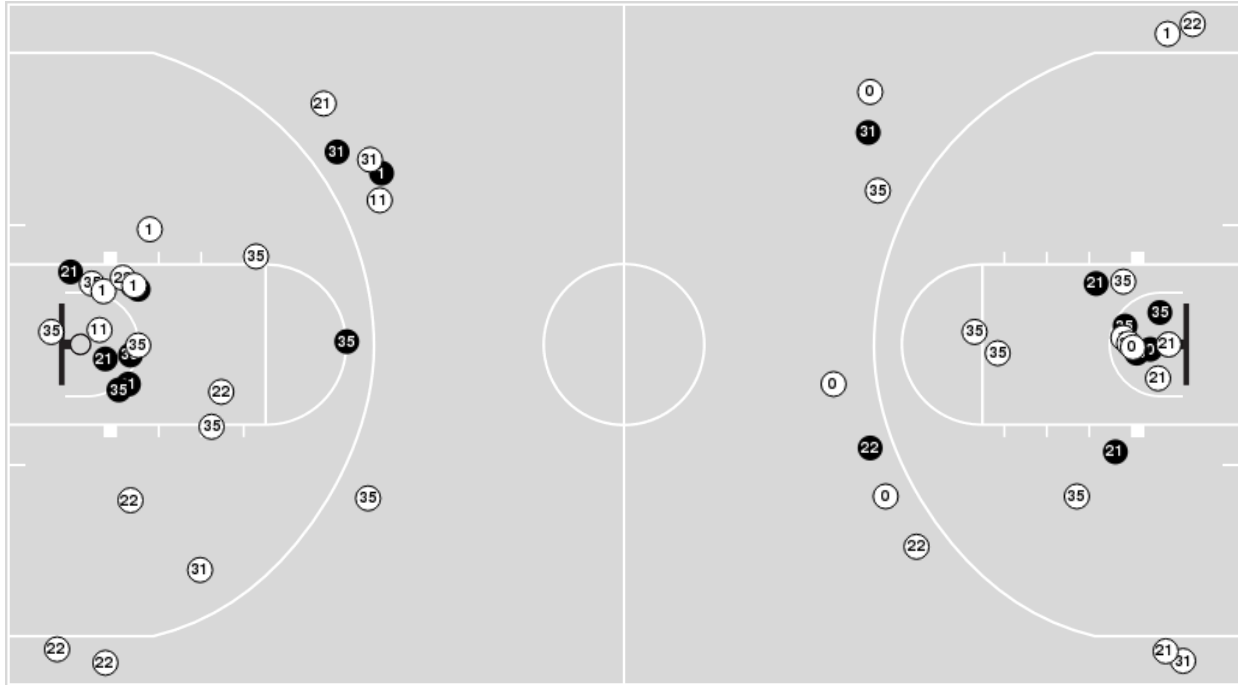
No	Name	Mins		Score		Points Diff		Points per Min		Assists		Rebounds		Steals		Turnovers	
		On	Off	On	Off	On	Off	On	Off	On	Off	On	Off	On	Off	On	Off
0	Quinn Pemberton	01:26	38:34	0 - 5	71 - 50	-5	21	0.00	1.84	0	17	1	34	0	14	1	17
3	Jaeden Zackery	35:08	04:52	67 - 45	4 - 10	22	-6	1.91	0.82	17	0	30	5	13	1	15	3
4	Kanye Jones	21:34	18:26	39 - 41	32 - 14	-2	18	1.81	1.74	9	8	17	18	6	8	9	9
10	Abe Atiyeh	01:26	38:34	0 - 5	71 - 50	-5	21	0.00	1.84	0	17	1	34	0	14	1	17
11	Makai Ashton-Langford	36:25	03:35	71 - 45	0 - 10	26	-10	1.95	0.00	17	0	32	3	14	0	15	3
12	Quinten Post	23:09	16:51	46 - 23	25 - 32	23	-7	1.99	1.48	11	6	21	14	9	5	8	10
24	Gianni Thompson	18:13	21:47	27 - 31	44 - 24	-4	20	1.48	2.02	6	11	17	18	6	8	10	8
32	Justin Vander Baan	01:26	38:34	0 - 5	71 - 50	-5	21	0.00	1.84	0	17	1	34	0	14	1	17
33	James Karnik	35:39	04:21	66 - 48	5 - 7	18	-2	1.85	1.15	16	1	31	4	12	2	16	2
51	Brevin Galloway	25:34	14:26	39 - 27	32 - 28	12	4	1.53	2.22	9	8	24	11	10	4	14	4



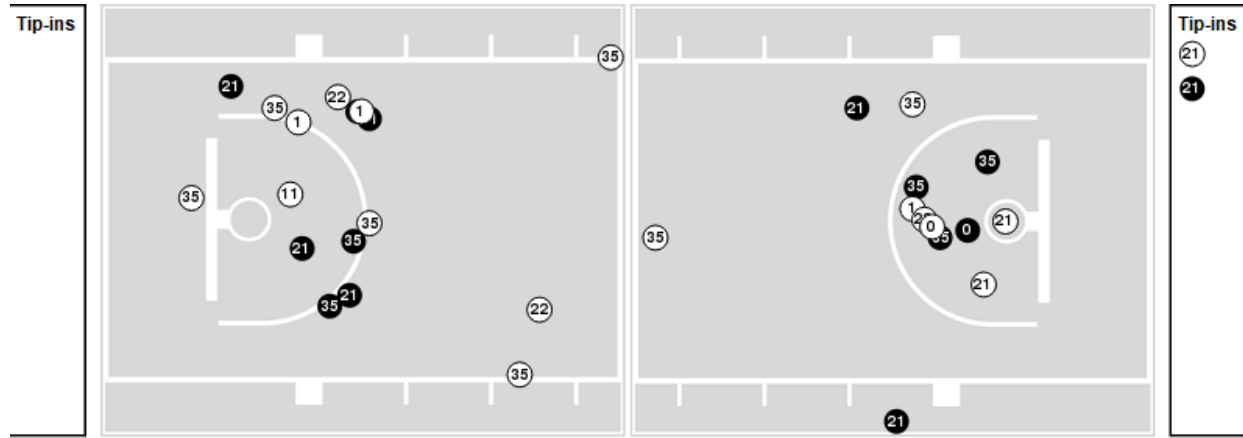
Officials: Ted Valentine, Doug Shows, John Gaffney

Players => AllFG Types=>AllResults=>All
Florida St.

All Field Goals



Blow Up Chart



● Made ○ Missed N - Player Number

Florida St.	M/A	%
Field Goals	19/56	34
2 Points	15/37	41
3 Points	4/19	21
Free Throws	13/15	87

Florida St.	M/A	%
Points in the Paint	26 (13 / 28)	46
Fast Break Points	11 (6/6)	100
Second Chance Points	10 (8/15)	53
Effective FG%	38	

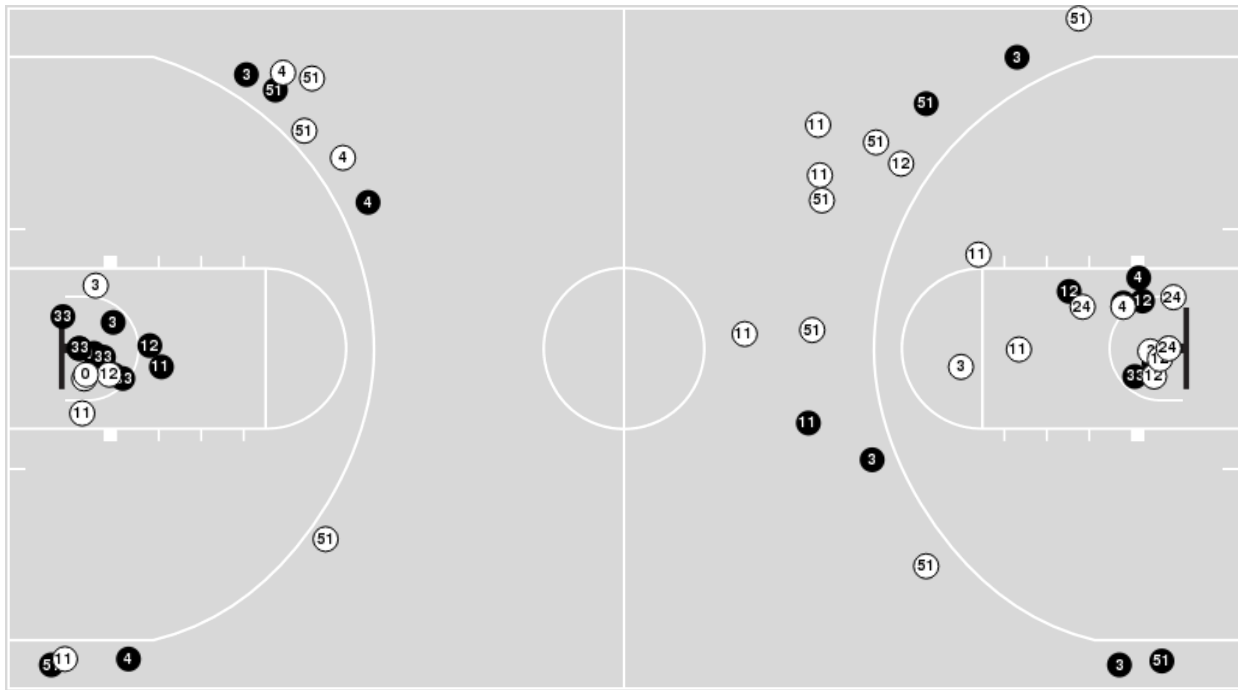


Officials: Ted Valentine, Doug Shows, John Gaffney

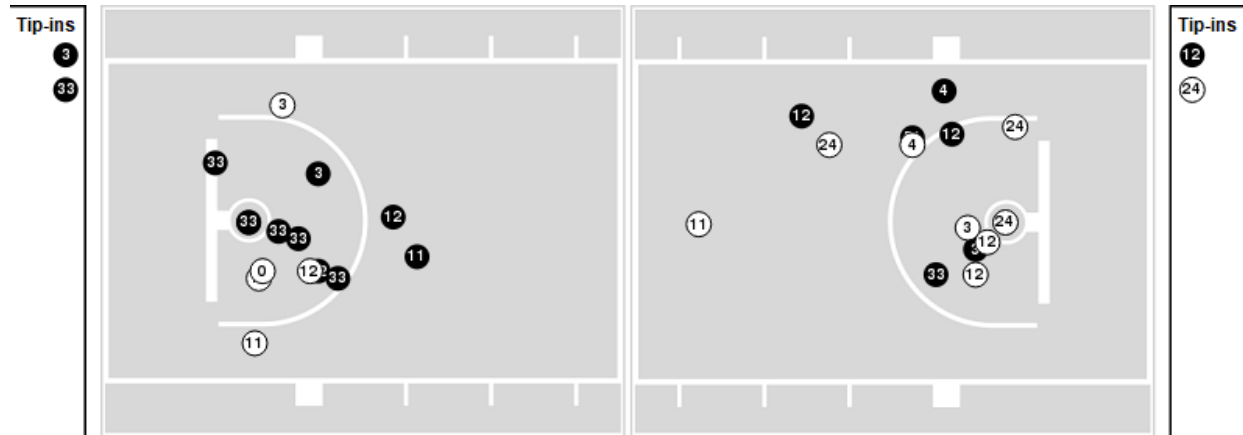
Players => 0, 1, 3, 4, 5, 10, 11, 12, 13, 21, 23, 24, 25, 32, 33, 51 FG Types=>All Results=>All

Boston College

All Field Goals



Blow Up Chart



N Made **O** Missed **N** - Player Number

Boston College	M/A	%
Field Goals	28/58	48
2 Points	17/32	53
3 Points	11/26	42
Free Throws	4/5	80

Boston College	M/A	%
Points in the Paint	34 (17 / 30)	57
Fast Break Points	15 (6/6)	100
Second Chance Points	17 (8/11)	73
Effective FG%	58	



Officials: Ted Valentine, Doug Shows, John Gaffney

Florida St.

Lineup	Quarter On	Time On	Quarter Off	Time Off	Time on Court	Score	Score Diff	Reb	Stl	Tov	Ass	PPP
0- Evans R/ 11- Ngom T/ 22- Butler J/ 31- Wilkes W/ 35- Cleveland M/	1	20:00	1	16:51	03:09	3-11	-8	1	0	4	0	0.5000
0- Evans R/ 22- Butler J/ 30- Prieto H/ 31- Wilkes W/ 35- Cleveland M/	1	16:51	1	16:07	00:44	0-2	-2	1	0	1	0	0.0000
0- Evans R/ 21- Fletcher C/ 30- Prieto H/ 31- Wilkes W/ 35- Cleveland M/	1	16:07	1	15:53	00:14	0-0	0	0	0	1	0	0.0000
1- Warley J/ 21- Fletcher C/ 30- Prieto H/ 31- Wilkes W/ 35- Cleveland M/	1	15:53	1	14:27	01:26	0-2	-2	1	0	0	0	0.0000
0- Evans R/ 1- Warley J/ 11- Ngom T/ 21- Fletcher C/ 35- Cleveland M/	1	14:27	1	11:50	02:37	4-4	0	4	0	1	0	0.8000
0- Evans R/ 1- Warley J/ 21- Fletcher C/ 22- Butler J/ 30- Prieto H/	1	11:50	1	09:47	02:03	4-0	4	0	2	0	1	1.0000
1- Warley J/ 22- Butler J/ 30- Prieto H/ 31- Wilkes W/ 35- Cleveland M/	1	09:47	1	08:26	01:21	1-3	-2	3	1	2	0	0.4098
11- Ngom T/ 12- Lindner J/ 22- Butler J/ 31- Wilkes W/ 35- Cleveland M/	1	08:26	1	06:19	02:07	5-5	0	2	0	1	1	1.1261
1- Warley J/ 11- Ngom T/ 22- Butler J/ 31- Wilkes W/ 35- Cleveland M/	1	06:19	1	05:21	00:58	2-3	-1	1	0	1	1	1.0000
1- Warley J/ 11- Ngom T/ 21- Fletcher C/ 22- Butler J/ 35- Cleveland M/	1	05:21	1	00:29	04:52	5-2	3	6	2	2	2	0.5556
1- Warley J/ 11- Ngom T/ 21- Fletcher C/ 31- Wilkes W/ 35- Cleveland M/	1	00:29	2	20:00	00:29	0-0	0	1	0	0	0	0.0000
0- Evans R/ 11- Ngom T/ 22- Butler J/ 31- Wilkes W/ 35- Cleveland M/	2	20:00	2	18:06	01:54	3-3	0	1	2	0	0	0.8721
0- Evans R/ 22- Butler J/ 30- Prieto H/ 31- Wilkes W/ 35- Cleveland M/	2	18:06	2	17:48	00:18	0-0	0	0	0	1	0	0.0000
1- Warley J/ 21- Fletcher C/ 30- Prieto H/ 31- Wilkes W/ 35- Cleveland M/	2	17:48	2	12:26	05:22	8-12	-4	4	0	3	3	0.9009
0- Evans R/ 11- Ngom T/ 21- Fletcher C/ 31- Wilkes W/ 35- Cleveland M/	2	12:26	2	12:26	00:00	0-0	0	0	0	0	0	0.0000
0- Evans R/ 11- Ngom T/ 22- Butler J/ 31- Wilkes W/ 35- Cleveland M/	2	12:26	2	12:06	00:20	0-2	-2	0	0	0	0	0.0000
0- Evans R/ 15- Ballard Q/ 22- Butler J/ 31- Wilkes W/ 35- Cleveland M/	2	12:06	2	10:30	01:36	2-3	-1	2	0	0	0	0.6944
0- Evans R/ 15- Ballard Q/ 21- Fletcher C/ 22- Butler J/ 35- Cleveland M/	2	10:30	2	07:59	02:31	0-5	-5	0	0	0	0	0.0000
0- Evans R/ 1- Warley J/ 15- Ballard Q/ 21- Fletcher C/ 35- Cleveland M/	2	07:59	2	07:46	00:13	1-0	1	0	0	0	0	2.2727
0- Evans R/ 1- Warley J/ 11- Ngom T/ 21- Fletcher C/ 35- Cleveland M/	2	07:46	2	05:22	02:24	5-3	2	4	1	1	0	1.5060
0- Evans R/ 1- Warley J/ 21- Fletcher C/ 22- Butler J/ 35- Cleveland M/	2	05:22	2	01:26	03:56	7-11	-4	1	1	1	2	1.1667
1- Warley J/ 22- Butler J/ 30- Prieto H/ 31- Wilkes W/ 35- Cleveland M/	2	01:26	2	01:07	00:19	1-0	1	0	1	0	0	0.7576
1- Warley J/ 12- Lindner J/ 22- Butler J/ 30- Prieto H/ 31- Wilkes W/	2	01:07	2	01:07	00:00	1-0	1	0	0	0	0	2.2727
12- Lindner J/ 22- Butler J/ 30- Prieto H/ 31- Wilkes W/ 40- Spainhour I/	2	01:07	2	00:37	00:30	0-0	0	1	0	0	0	0.0000
12- Lindner J/ 15- Ballard Q/ 30- Prieto H/ 31- Wilkes W/ 40- Spainhour I/	2	00:37	2	00:00	00:37	3-0	3	0	0	0	1	3.0000



Officials: Ted Valentine, Doug Shows, John Gaffney

Boston College

Lineup	Quarter On	Time On	Quarter Off	Time Off	Time on Court	Score	Score Diff	Reb	Stl	Tov	Ass	PPP
3- Zackery J/ 11- Ashton-Langford M/ 12- Post Q/ 33- Karnik J/ 51- Galloway B/	1	20:00	1	16:07	03:53	13-3	10	2	4	1	4	1.8571
3- Zackery J/ 4- Jones K/ 11- Ashton-Langford M/ 12- Post Q/ 33- Karnik J/	1	16:07	1	14:27	01:40	2-0	2	1	0	0	0	1.0000
4- Jones K/ 11- Ashton-Langford M/ 12- Post Q/ 33- Karnik J/ 51- Galloway B/	1	14:27	1	12:57	01:30	2-4	-2	1	0	0	0	1.0000
4- Jones K/ 11- Ashton-Langford M/ 12- Post Q/ 24- Thompson G/ 51- Galloway B/	1	12:57	1	11:50	01:07	2-0	2	2	1	1	0	0.6667
3- Zackery J/ 4- Jones K/ 24- Thompson G/ 33- Karnik J/ 51- Galloway B/	1	11:50	1	11:12	00:38	0-2	-2	1	0	1	0	0.0000
3- Zackery J/ 11- Ashton-Langford M/ 24- Thompson G/ 33- Karnik J/ 51- Galloway B/	1	11:12	1	10:27	00:45	0-0	0	1	0	1	0	0.0000
3- Zackery J/ 11- Ashton-Langford M/ 12- Post Q/ 33- Karnik J/ 51- Galloway B/	1	10:27	1	08:26	02:01	3-3	0	2	2	2	1	0.7500
3- Zackery J/ 11- Ashton-Langford M/ 24- Thompson G/ 33- Karnik J/ 51- Galloway B/	1	08:26	1	07:41	00:45	0-1	-1	1	0	0	0	0.0000
3- Zackery J/ 4- Jones K/ 11- Ashton-Langford M/ 24- Thompson G/ 33- Karnik J/	1	07:41	1	06:19	01:22	5-4	1	2	1	0	1	2.5000
3- Zackery J/ 4- Jones K/ 11- Ashton-Langford M/ 12- Post Q/ 24- Thompson G/	1	06:19	1	05:21	00:58	3-2	1	0	1	0	1	1.5000
3- Zackery J/ 11- Ashton-Langford M/ 12- Post Q/ 24- Thompson G/ 51- Galloway B/	1	05:21	1	04:31	00:50	0-0	0	1	0	0	0	0.0000
3- Zackery J/ 4- Jones K/ 12- Post Q/ 33- Karnik J/ 51- Galloway B/	1	04:31	1	03:32	00:59	0-3	-3	0	0	1	0	0.0000
3- Zackery J/ 4- Jones K/ 24- Thompson G/ 33- Karnik J/ 51- Galloway B/	1	03:32	1	03:19	00:13	0-0	0	1	0	0	0	0.0000
3- Zackery J/ 11- Ashton-Langford M/ 24- Thompson G/ 33- Karnik J/ 51- Galloway B/	1	03:19	2	20:00	03:19	2-2	0	3	1	3	0	0.3333
3- Zackery J/ 11- Ashton-Langford M/ 12- Post Q/ 33- Karnik J/ 51- Galloway B/	2	20:00	2	16:39	03:21	5-3	2	3	1	2	1	1.0000
3- Zackery J/ 4- Jones K/ 11- Ashton-Langford M/ 12- Post Q/ 33- Karnik J/	2	16:39	2	16:05	00:34	2-0	2	1	0	0	1	2.0000
3- Zackery J/ 4- Jones K/ 11- Ashton-Langford M/ 24- Thompson G/ 33- Karnik J/	2	16:05	2	14:02	02:03	4-6	-2	1	1	1	0	1.0309
3- Zackery J/ 11- Ashton-Langford M/ 12- Post Q/ 33- Karnik J/ 51- Galloway B/	2	14:02	2	10:30	03:32	9-2	7	5	0	0	2	1.6544
3- Zackery J/ 4- Jones K/ 11- Ashton-Langford M/ 12- Post Q/ 33- Karnik J/	2	10:30	2	08:35	01:55	5-2	3	2	0	0	1	2.5000
4- Jones K/ 11- Ashton-Langford M/ 12- Post Q/ 33- Karnik J/ 51- Galloway B/	2	08:35	2	07:46	00:49	0-1	-1	1	0	1	0	0.0000
3- Zackery J/ 4- Jones K/ 11- Ashton-Langford M/ 33- Karnik J/ 51- Galloway B/	2	07:46	2	06:13	01:33	3-3	0	0	1	1	1	1.0000
3- Zackery J/ 4- Jones K/ 24- Thompson G/ 33- Karnik J/ 51- Galloway B/	2	06:13	2	05:54	00:19	0-0	0	0	0	0	0	0.0000
3- Zackery J/ 4- Jones K/ 11- Ashton-Langford M/ 24- Thompson G/ 33- Karnik J/	2	05:54	2	01:26	04:28	11-9	2	3	1	2	4	1.5988
0- Pemberton Q/ 4- Jones K/ 10- Atiyeh A/ 24- Thompson G/ 32- Vander Baan J/	2	01:26	2	00:00	01:26	0-5	-5	1	0	1	0	0.0000



Officials: Ted Valentine, Doug Shows, John Gaffney

Florida St.

Lineup	Time	Score	Score Diff	Pts/Min	Reb	Stl	Tov	Ass	PPP
1- Warley J/ 21- Fletcher C/ 30- Prieto H/ 31- Wilkes W/ 35- Cleveland M/	06:48	8-14	-6	1.1765	5	0	3	3	0.8097
0- Evans R/ 11- Ngom T/ 22- Butler J/ 31- Wilkes W/ 35- Cleveland M/	05:23	6-16	-10	1.1146	2	2	4	0	0.6356
0- Evans R/ 1- Warley J/ 11- Ngom T/ 21- Fletcher C/ 35- Cleveland M/	05:01	9-7	2	1.7940	8	1	2	0	1.0817
1- Warley J/ 11- Ngom T/ 21- Fletcher C/ 22- Butler J/ 35- Cleveland M/	04:52	5-2	3	1.0274	6	2	2	2	0.5556
0- Evans R/ 1- Warley J/ 21- Fletcher C/ 22- Butler J/ 35- Cleveland M/	03:56	7-11	-4	1.7797	1	1	1	2	1.1667
0- Evans R/ 15- Ballard Q/ 21- Fletcher C/ 22- Butler J/ 35- Cleveland M/	02:31	0-5	-5	0.0000	0	0	0	0	0.0000
11- Ngom T/ 12- Lindner J/ 22- Butler J/ 31- Wilkes W/ 35- Cleveland M/	02:07	5-5	0	2.3622	2	0	1	1	1.1261
0- Evans R/ 1- Warley J/ 21- Fletcher C/ 22- Butler J/ 30- Prieto H/	02:03	4-0	4	1.9512	0	2	0	1	1.0000
1- Warley J/ 22- Butler J/ 30- Prieto H/ 31- Wilkes W/ 35- Cleveland M/	01:40	2-3	-1	1.2000	3	2	2	0	0.5319
0- Evans R/ 15- Ballard Q/ 22- Butler J/ 31- Wilkes W/ 35- Cleveland M/	01:36	2-3	-1	1.2500	2	0	0	0	0.6944
0- Evans R/ 22- Butler J/ 30- Prieto H/ 31- Wilkes W/ 35- Cleveland M/	01:02	0-2	-2	0.0000	1	0	2	0	0.0000
1- Warley J/ 11- Ngom T/ 22- Butler J/ 31- Wilkes W/ 35- Cleveland M/	00:58	2-3	-1	2.0690	1	0	1	1	1.0000
12- Lindner J/ 15- Ballard Q/ 30- Prieto H/ 31- Wilkes W/ 40- Spainhour I/	00:37	3-0	3	4.8649	0	0	0	1	3.0000
12- Lindner J/ 22- Butler J/ 30- Prieto H/ 31- Wilkes W/ 40- Spainhour I/	00:30	0-0	0	0.0000	1	0	0	0	0.0000
1- Warley J/ 11- Ngom T/ 21- Fletcher C/ 31- Wilkes W/ 35- Cleveland M/	00:29	0-0	0	0.0000	1	0	0	0	0.0000
0- Evans R/ 21- Fletcher C/ 30- Prieto H/ 31- Wilkes W/ 35- Cleveland M/	00:14	0-0	0	0.0000	0	0	1	0	0.0000
0- Evans R/ 1- Warley J/ 15- Ballard Q/ 21- Fletcher C/ 35- Cleveland M/	00:13	1-0	1	4.6154	0	0	0	0	2.2727
0- Evans R/ 11- Ngom T/ 21- Fletcher C/ 31- Wilkes W/ 35- Cleveland M/	00:00	0-0	0	NaN	0	0	0	0	0.0000
1- Warley J/ 12- Lindner J/ 22- Butler J/ 30- Prieto H/ 31- Wilkes W/	00:00	1-0	1	∞	0	0	0	0	2.2727



Official Basketball Line Up Analysis - Final
Florida St. at Boston College
 02/21/22 Silvio O. Conte Forum, Chestnut Hill, Mass,
 2021-22 Men's Basketball

Game Time: 7:00 PM
Game Duration: 2:00
Attendance: 5,441

Officials: Ted Valentine, Doug Shows, John Gaffney

Boston College

Lineup	Time	Score	Score Diff	Pts/Min	Reb	Stl	Tov	Ass	PPP
3- Zackery J/ 11- Ashton-Langford M/ 12- Post Q/ 33- Karnik J/ 51- Galloway B/	12:47	30-11	19	2.3468	12	7	5	8	1.3993
3- Zackery J/ 4- Jones K/ 11- Ashton-Langford M/ 24- Thompson G/ 33- Karnik J/	07:53	20-19	1	2.5370	6	3	3	5	1.5674
3- Zackery J/ 11- Ashton-Langford M/ 24- Thompson G/ 33- Karnik J/ 51- Galloway B/	04:49	2-3	-1	0.4152	5	1	4	0	0.2222
3- Zackery J/ 4- Jones K/ 11- Ashton-Langford M/ 12- Post Q/ 33- Karnik J/	04:09	9-2	7	2.1687	4	0	0	2	1.8000
4- Jones K/ 11- Ashton-Langford M/ 12- Post Q/ 33- Karnik J/ 51- Galloway B/	02:19	2-5	-3	0.8633	2	0	1	0	0.6667
3- Zackery J/ 4- Jones K/ 11- Ashton-Langford M/ 33- Karnik J/ 51- Galloway B/	01:33	3-3	0	1.9355	0	1	1	1	1.0000
0- Pemberton Q/ 4- Jones K/ 10- Atiyeh A/ 24- Thompson G/ 32- Vander Baan J/	01:26	0-5	-5	0.0000	1	0	1	0	0.0000
3- Zackery J/ 4- Jones K/ 24- Thompson G/ 33- Karnik J/ 51- Galloway B/	01:10	0-2	-2	0.0000	2	0	1	0	0.0000
4- Jones K/ 11- Ashton-Langford M/ 12- Post Q/ 24- Thompson G/ 51- Galloway B/	01:07	2-0	2	1.7910	2	1	1	0	0.6667
3- Zackery J/ 4- Jones K/ 12- Post Q/ 33- Karnik J/ 51- Galloway B/	00:59	0-3	-3	0.0000	0	0	1	0	0.0000
3- Zackery J/ 4- Jones K/ 11- Ashton-Langford M/ 12- Post Q/ 24- Thompson G/	00:58	3-2	1	3.1034	0	1	0	1	1.5000
3- Zackery J/ 11- Ashton-Langford M/ 12- Post Q/ 24- Thompson G/ 51- Galloway B/	00:50	0-0	0	0.0000	1	0	0	0	0.0000