

FLORIDA SOUTHERN COLLEGE

2023-24

MEN'S

BASKETBALL

RECORD BOOK



TABLE OF CONTENTS

Year-by-Year	1
Head Coaches	2
National Championship Recaps	3
Postseason Play	4
SSC Composite Standings	5
Best Starts	6
Longest Win Streaks	6
By Decade	6
Wins in a Season	6
Head Coaches Ranked by Wins	6
Sunshine State Conference Tournament	7
Year-by-Year Team Statistics	8
Game, Single Season, Career Records	10
Milestone Victories & Games	11
Scoring Top 10	12
100-Point Games	13
Overtime Games	14
Single Season Top 10	15
Career Top 10	17
Individual Scoring Records	18
Year-by-Year Statistical Leaders	19
George W. Jenkins Field House	23
NABC Weekly Poll	24
NABC All-Americans	25
Retired Numbers	25
Athletic Honors	26
Academic Honors	28
Coaching Honors	29
Letterwinners	30
All-Time Numbers	32
Yearly Results	34
All-Time Winningest Teams	52
Series History	53
Career Statistics	68

On March 13, 2020, the NCAA canceled the postseason tournament due to the COVID-19 pandemic.

On Sept. 17, 2020, the Sunshine State Conference announced there would be no competition for Winter sports through Dec. 31.

2020-21 Season did not begin until February and no SSC regular season was held. Pairings for SSC Tournament by blind draw.

FLORIDA SOUTHERN COLLEGE MEN'S BASKETBALL YEAR-BY-YEAR

SEASON	OVERALL		HOME		AWAY		NEUTRAL		CONFERENCE			CONF. TOURN.			NCAA TOURN.		FINISH Coach			
	W	L	W	L	W	L	W	L	W	L	Finish	W	L	Finish	W	L		Finish		
1923-24	-	-	-	-	-	-	Schedule and Results Not Available										-	-	-	J.J. Alderman
1924-25	2	6	1	1	1	5	-	-	-	-	-	-	-	-	-	-	-	J.J. Alderman		
1925-26	7	3	5	2	2	1	-	-	-	-	-	-	-	-	-	-	-	Jimmy Haygood		
1926-27	5	3	-	-	-	-	-	-	-	-	-	-	-	-	-	-	-	John Anderson		
1927-28	8	8	5	0	3	8	-	-	-	-	-	-	-	-	-	-	-	Jessie Burbage		
1928-29	11	4	5	0	6	4	-	-	-	-	-	-	-	-	-	-	-	Jessie Burbage		
1929-30	8	6	2	2	6	4	-	-	-	-	-	-	-	-	-	-	-	Edward Hood		
1930-31	8	4	4	2	4	2	-	-	5	3	2nd	-	-	-	-	-	-	Dee Mosley		
1931-32	10	3	4	1	4	1	-	-	2	1	-	-	-	-	-	-	-	Earnest Bowyer		
1932-33	12	7	6	3	6	3	0	1	5	3	T-2nd	-	-	1st	-	-	-	Doc Melton		
1933-34	7	5	4	2	3	3	-	-	-	-	-	-	-	-	-	-	-	Johnny Woodall		
1934-35	3	5	2	3	1	2	-	-	-	-	-	-	-	-	-	-	-	Walter Woolfolk		
1935-36	12	4	10	4	2	0	-	-	9	3	T-1st	-	-	-	-	-	-	William Battle		
1936-37	No basketball season																			
1937-38	No basketball season																			
1938-39	9	9	5	2	4	7	-	-	-	-	-	-	-	-	-	-	-	William Battle		
1939-40	2	12	1	8	1	4	-	-	-	-	-	-	-	-	-	-	-	William Battle		
1940-41	6	7	3	3	3	4	-	-	2	5	-	-	-	-	-	-	-	William Battle		
1941-42	2	9	1	5	1	4	-	-	-	-	-	-	-	-	-	-	-	William Battle		
1942-43	6	0	Complete results unavailable															Bill Howard		
1943-44	No basketball season																			
1944-45	No basketball season																			
1945-46	7	4	4	1	3	3	-	-	-	-	-	-	-	-	-	-	-	William Battle		
1946-47	6	9	5	5	1	4	-	-	-	-	-	-	-	-	-	-	-	William Battle		
1947-48	9	14	7	6	2	8	-	-	-	-	-	-	-	-	-	-	-	Dick Morland		
1948-49	9	13	7	6	2	6	0	1	3	5	-	0	1	-	-	-	-	Dick Morland		
1949-50	16	11	9	5	5	5	2	1	3	5	-	2	0	1st	-	-	-	Dick Morland		
1950-51	9	14	3	7	4	7	2	0	1	3	-	1	1	-	-	-	-	Paul Holcomb		
1951-52	6	18	4	6	1	12	1	0	-	-	-	1	1	-	-	-	-	Paul Holcomb (2-4)		
1952-53	7	15	4	6	0	9	3	0	-	-	-	1	1	-	-	-	-	William Clipson		
1953-54	7	15	4	7	3	7	0	1	-	-	-	0	2	-	-	-	-	William Clipson		
1954-55	8	15	5	9	3	6	-	-	1	9	-	-	-	-	-	-	-	William Clipson		
1955-56	6	18	4	11	2	7	-	-	1	9	-	-	-	-	-	-	-	Frank Pollard		
1956-57	19	4	11	1	7	3	1	0	8	2	-	-	-	-	-	-	-	Tom Greene		
1957-58	11	12	7	5	4	7	-	-	4	6	-	-	-	-	-	-	-	Tom Greene		
1958-59	13	12	10	3	3	9	-	-	5	5	-	-	-	-	-	-	-	Tom Greene		
1959-60	9	15	7	4	2	11	-	-	3	7	-	-	-	-	-	-	-	Tom Greene		
1960-61	8	16	7	7	1	9	-	-	2	8	-	-	-	-	-	-	-	Tom Greene		
1961-62	12	13	9	6	3	7	-	-	5	5	-	-	-	-	-	-	-	Tom Greene		
1962-63	15	10	10	5	3	5	2	0	5	5	-	-	-	-	-	-	-	Tom Greene		
1963-64	13	13	11	3	2	10	-	-	5	5	-	-	-	-	-	-	-	Tom Greene		
1964-65	10	14	7	6	3	8	-	-	3	7	-	-	-	-	-	-	-	Tom Greene		
1965-66	16	9	13	4	3	5	-	-	4	2	-	-	-	-	-	-	-	Tom Greene		
1966-67	9	16	7	10	1	6	1	0	1	5	-	-	-	-	-	-	-	Tom Greene		
1967-68	15	9	10	5	4	4	1	0	3	3	-	-	-	-	-	-	-	Tom Greene		
1968-69	13	12	11	6	2	6	-	-	-	-	-	-	-	-	-	-	-	Tom Greene		
1969-70	7	18	5	9	1	7	1	2	-	-	-	-	-	-	-	-	-	Tom Greene		
1970-71	17	9	11	6	6	3	-	-	-	-	-	-	-	-	-	-	-	Tom Greene		
1971-72	24	4	16	0	6	3	2	1	-	-	-	1	1	-	-	-	-	Jim Jarrett		
1972-73	15	10	11	2	3	7	1	1	-	-	-	-	-	-	-	-	-	Jim Jarrett		
1973-74	17	9	12	3	5	5	0	1	-	-	-	-	-	-	-	-	-	Jim Jarrett		
1974-75	12	14	10	5	2	6	0	3	-	-	-	-	-	-	-	-	-	Jim Jarrett		
1975-76	18	8	12	3	5	5	1	0	6	4	3rd	-	-	-	-	-	-	Jim Jarrett		
1976-77	13	12	12	4	1	7	0	1	5	5	4th	-	-	-	-	-	-	Jim Jarrett		
1977-78	13	14	10	4	2	9	1	1	4	6	4th	0	1	-	-	-	-	Hal Wissel		
1978-79	18	12	10	8	5	3	3	1	8	2	1st	2	0	1st	0	2	4th Reg.	Hal Wissel		
1979-80	28	5	20	1	7	3	1	1	10	0	1st	2	0	1st	4	1	1st Reg. / 3rd Nat'l	Hal Wissel		
1980-81	24	8	12	4	9	3	3	1	9	1	T-1st	2	0	1st	5	0	1st Reg. / 1st Nat'l	Hal Wissel		
1981-82	22	10	14	4	7	5	1	1	11	1	1st	0	1	-	4	1	1st Reg. / 2nd Nat'l	Hal Wissel		
1982-83	23	8	18	3	4	4	1	1	10	2	T-1st	2	0	1st	1	1	3rd Reg.	George Scholz		
1983-84	13	15	8	8	5	6	0	1	9	5	T-2nd	0	1	-	-	-	-	George Scholz		
1984-85	24	7	16	2	6	4	2	1	10	2	T-1st	1	1	2nd	1	1	3rd Reg.	George Scholz		
1985-86	24	9	16	3	5	5	3	1	9	3	2nd	2	0	1st	3	1	1st Reg. / 3rd Nat'l	George Scholz		
1986-87	25	7	18	3	6	4	1	0	11	1	1st	2	0	1st	2	1	1st Reg. / 5th Nat'l	George Scholz		
1987-88	31	3	23	1	5	1	3	1	8	2	1st	2	0	1st	4	1	1st Reg. / 5th Nat'l	George Scholz		
1988-89	25	6	15	3	8	2	2	1	9	3	T-1st	2	0	1st	1	1	3rd Reg.	George Scholz		
1989-90	23	8	15	4	5	4	3	0	6	6	T-3rd	3	0	1st	1	1	3rd Reg.	George Scholz		
1990-91	27	5	17	2	8	2	2	1	9	3	T-2nd	3	0	1st	0	2	4th Reg.	Gordon Gibbons		
1991-92	20	10	16	4	4	3	0	3	7	5	3rd	0	1	-	-	-	-	Gordon Gibbons		
1992-93	24	8	16	2	6	4	2	2	9	3	2nd	2	0	1st	0	2	4th Reg.	Gordon Gibbons		
1993-94	22	5	17	2	4	2	1	1	10	4	T-1st	0	1	-	-	-	-	Gordon Gibbons		
1994-95	19	9	13	4	4	4	2	1	9	5	4th	1	1	T-3rd	-	-	-	Gordon Gibbons		
1995-96	26	4	16	0	6	3	4	1	13	1	1st	3	0	1st	0	1	-	Gordon Gibbons		
1996-97	25	7	13	4	9	0	3	3	12	2	1st	2	1	2nd	-	-	-	Gordon Gibbons		
1997-98	23	7	12	3	5	3	6	1	7	5	T-2nd	3	0	1st	0	1	-	Gordon Gibbons		

SEASON	OVERALL		HOME		AWAY		NEUTRAL		CONFERENCE			CONF. TOURN.			NCAA TOURN.			FINISH Coach	
	W	L	W	L	W	L	W	L	W	L	Finish	W	L	Finish	W	L	Finish		
1998-99	28	8	16	2	4	4	8	2	11	3	1st	3	0	1st	3	1	1st Reg./ 3rd Nat'l	Gordon Gibbons	
1999-00	32	2	16	0	11	1	5	1	13	1	1st	3	0	1st	2	1	1st Reg. / 5th Nat'l	Gordon Gibbons	
2000-01	23	7	13	4	6	2	4	1	11	3	1st	3	0	1st	0	1	-	Tony Longa	
2001-02	20	9	12	3	6	4	2	2	9	5	3rd	2	1	2nd	-	-	-	Tony Longa	
2002-03	26	5	18	1	6	3	2	1	10	4	T-2nd	3	0	1st	0	1	-	Tony Longa	
2003-04	23	8	11	3	9	3	3	2	12	2	T-1st	2	1	2nd	0	1	-	Tony Longa	
2004-05	17	11	11	4	4	6	2	1	8	8	T-4th	0	1	-	-	-	-	Tony Longa	
2005-06	16	12	8	8	6	3	2	1	7	9	6th	0	1	-	-	-	-	Tony Longa	
2006-07	8	20	8	7	12	1	-	-	3	13	9th	0	1	-	-	-	-	Linc Darner	
2007-08	24	9	15	3	7	5	2	1	12	4	1st	3	0	1st	0	1	-	Linc Darner	
2008-09	29	7	16	2	8	4	5	1	13	3	1st	3	0	1st	2	1	2nd Reg.	Linc Darner	
2009-10	25	5	17	0	8	3	0	2	13	3	1st	1	1	-	0	1	-	Linc Darner	
2010-11	23	9	16	2	5	4	2	3	12	4	2nd	1	1	-	1	1	-	Linc Darner	
2011-12	20	10	14	3	6	6	0	1	9	7	T-4th	3	0	1st	0	1	-	Linc Darner	
2012-13	27	6	16	3	8	2	3	1	12	4	T-1st	3	0	1st	3	1	1st Reg.	Linc Darner	
2013-14	26	5	14	2	9	3	3	0	12	4	1st	2	0	1st	0	1	-	Linc Darner	
2014-15	36	1	19	1	10	0	7	0	15	1	1st	3	0	1st	6	0	1st Reg./ 1st Nat'l	Linc Darner	
2015-16	10	19	6	8	4	10	0	1	5	11	T-7th	0	1	Part.	-	-	-	Michael Donnelly	
2016-17	11	18	8	6	3	8	0	4	8	10	T-6th	0	1	Part.	-	-	-	Michael Donnelly	
2017-18	21	11	14	3	6	5	1	3	13	7	3rd	1	1	T-3rd	1	1	Reg: T-3rd	Michael Donnelly	
2018-19	25	8	16	2	7	5	2	1	14	6	3rd	3	0	1st	1	1	Reg: T-3rd	Michael Donnelly	
2019-20	29	2	17	1	11	1	1	0	18	2	1st	3	0	1st	0	0	*	Michael Donnelly	
2020-21	7	5	4	1	3	4	-	-	-	-	-	2	1	2nd	-	-	-	Michael Donnelly	
2021-22	16	14	9	8	6	5	1	1	12	8	T-4th	1	1	T-3rd	-	-	-	Michael Donnelly	
2022-23	19	9	13	4	6	5	-	-	13	7	T-2nd	0	1	Part.	-	-	-	Michael Donnelly	
TOTAL	1514	867	965	354	419	441	119	69	466	200		79	21		46	32			
Avg	.636		.732		.487		.633		.700			.790			.590				

HEAD COACHES

HEAD COACH	YEARS	OVERALL			HOME		AWAY		NEUTRAL		CONF.		CONF. TOURN.		NCAA TRN	
		W	L	PCT	W	L	W	L	W	L	W	L	W	L	W	L
J.J. Alderman	1923-24	2	6	.250	1	1	1	5	-	-	-	-	-	-	-	-
Jimmy Haygood	1926	7	3	.700	5	2	2	1	-	-	-	-	-	-	-	-
John Anderson	1927	5	3	.625	-	-	-	-	-	-	-	-	-	-	-	-
Jessie Burbage	1928-29	19	12	.613	10	0	9	12	-	-	-	-	-	-	-	-
Edward Hood	1930	8	6	.571	6	4	-	-	-	-	-	-	-	-	-	-
Dee Moseley	1931	8	4	.667	4	2	4	2	-	-	5	3	-	-	-	-
Earnest Bowyer	1932	10	3	.769	4	1	4	1	2	1	-	-	-	-	-	-
Doc Melton	1933	12	7	.632	6	3	6	3	0	1	5	3	-	-	-	-
Johnny Woodall	1934	7	5	.583	4	2	3	3	-	-	-	-	-	-	-	-
Walter Wolfolk	1935	3	5	.375	2	3	1	2	-	-	-	-	-	-	-	-
William Battle	1936-42 (a)	31	41	.431	20	22	11	19	11	8	-	-	-	-	-	-
Bill Howard	1943 (b)	-	-	-	-	-	-	-	-	-	-	-	-	-	-	-
William Battle	1946-47	13	13	.500	9	6	4	7	-	-	-	-	-	-	-	-
Dick Morland	1948-50	34	38	.472	32	23	14	26	2	2	6	10	2	1	-	-
Paul Holcomb	1951-52 (c)	11	18	.379	-	-	-	-	-	-	-	-	-	-	-	-
Jim Lease	1952 (c)	4	14	.222	-	-	-	-	-	-	-	-	-	-	-	-
William Clipson	1953-55	22	45	.328	13	22	6	22	3	1	1	9	-	-	-	-
Frank Pollard	1956	6	18	.250	4	11	2	7	-	-	1	9	-	-	-	-
Tom Greene	1957-71	187	182	.507	136	80	45	100	6	2	48	60	-	-	-	-
Jim Jarrett	1972-77	99	57	.635	73	17	22	33	4	7	11	9	-	-	1	1
Hal Wissel	1978-82	105	49	.682	66	21	30	23	9	5	42	10	6	2	13	4
George Scholz	1983-90	188	63	.749	129	27	44	30	15	6	72	24	14	2	13	7
Gordon Gibbons	1991-00	246	65	.791	152	23	61	26	33	16	100	32	20	4	5	8
Tony Longa	2001-06	125	52	.706	73	23	37	21	15	8	57	31	10	4	0	3
Linc Darner	2007-15	218	72	.752	135	23	61	39	22	10	101	43	19	3	12	7
Michael Donnelly	2016-23	137	86	.614	87	33	46	43	5	10	82	51	10	6	2	2

(a) - No teams in 1944 and 1945; no teams in 1944 and 1945 (b) - complete season results not available
 (c) Holcomb coach six games in 1952; V coach Jim Lease took over the team and compiled a 4-14 record;

1981 ★ NCAA DIVISION II NATIONAL CHAMPIONS ★ 2015



1981 NCAA DIVISION II NATIONAL CHAMPIONSHIP
Florida Southern 73, Mount St. Mary's 68
 March 21, 1981 – Springfield, MA (Springfield Civic Center)

2015 NCAA DIVISION II NATIONAL CHAMPIONSHIP
Florida Southern 77, Indiana-PA 62
 March 28, 2015 – Evansville, IN (Ford Center)

FLA. SOUTHERN (24-8)	FG	FT	RB	PF	PT	AS	TO	BK	ST	MP
HAYES, Michael (F)	7-11	0-0	14	4	14	0	0	1	0	30
TERTULIEN, Felix (F)	5-8	0-0	3	2	10	5	1	0	0	40
EBELING, John (C)	8-22	13-19	9	3	29	3	7	0	1	36
ROBERSON, Clide (G)	6-8	0-1	2	2	12	4	1	0	3	40
RADON, Brian (G)	2-7	1-4	3	3	5	2	1	0	0	40
KING, Mark	1-1	1-2	0	1	3	0	1	0	1	10
ODIO, Cesar	0-1	0-0	1	0	0	0	0	0	0	4
TEAM			5		(Deadball Reb: 3)					
TOTALS	29-57	15-26	36	15	73	14	11	1	5	200
FG%	1st Half: 17-38	.447	2nd Half: 12-19	.632	Game: .509					
FT%	1st Half: 0-1	.000	2nd Half: 15-25	.600	Game: .577					

MOUNT ST. MARY'S (28-3)	FG	FT	RB	PF	PT	AS	TO	BK	ST	MP
BRUCHAK, Jay (F)	4-6	2-2	8	4	10	6	4	5	1	40
ROSSIGNOLI, Steve (F)	2-10	0-0	5	5	4	1	0	0	0	32
JOHNSON, Mike (C)	1-4	0-2	6	5	2	1	1	0	1	32
LEWIS, Durelle (G)	9-17	10-11	0	5	28	3	5	0	2	34
ROWE, Jim (G)	10-15	0-0	6	2	20	4	2	1	0	40
DEMPSEY, Dennis	2-4	0-0	0	0	4	0	1	0	1	7
LOONEY, Tim	0-1	0-0	0	1	0	0	0	0	0	1
REEDY, Joe	0-1	0-0	2	0	0	0	1	0	0	8
JONES, Mike	0-1	0-0	1	2	0	0	0	0	0	6
TEAM			4		(Deadball Reb: 2)					
TOTALS	28-59	12-15	32	24	68	15	14	6	5	200
FG%	1st Half: 11-28	.393	2nd Half: 17-31	.548	Game: .475					
FT%	1st Half: 7-8	.875	2nd Half: 5-7	.714	Game: .800					

Score by Periods	1st	2nd	Total
Florida Southern	34	39	73
Mount St. Mary's	29	39	68

Technical Fouls: Steve Rossignoli (MSM), Mark King (FSC)
 Officials: Stanley Reynolds, Woody Mayfield Attendance: 5,928

All-Tournament Team

John Ebeling (Florida Southern) - Most Outstanding Player; Jim Rowe (Mount St. Mary's), Jay Bruchak (Mount St. Mary's), Durelle Lewis (Mount St. Mary's); Mike Hayes (Florida Southern)

FLA. SOUTHERN (36-1)	FG	3P	FT	RB	PF	PT	AS	TO	BK	ST	MP
JOHNSON, Bubby (F)	4-8	0-0	3-4	8	3	11	3	2	2	0	32
BATTLE, Stephen (F)	4-11	1-3	1-2	6	3	10	4	0	0	0	31
CAPERS, Kevin (G)	8-13	5-9	3-3	3	3	24	1	3	1	1	24
LOGAN, Tyler (G)	0-3	0-1	0-0	2	3	0	2	0	1	1	16
KELLY, Tyler (G)	3-5	2-4	0-0	5	1	8	2	3	0	0	36
ROSS, Tyler	0-0	0-0	0-0	1	0	0	0	0	0	0	0+
HILL, Melique	0-0	0-0	0-0	0	0	0	0	0	0	0	0+
WILLIAMS, Dominique	2-4	1-2	0-0	2	1	5	2	0	0	1	14
TRAVIS, Dylan	6-9	4-6	2-2	2	0	18	0	2	0	1	31
TURNER, Daniel	0-0	0-0	0-0	0	0	0	0	0	0	0	0+
VOLOVIC, Michael	0-0	0-0	1-3	0	2	1	3	0	0	0	16
McCLANAHAN, Alex	0-0	0-0	0-0	0	0	0	0	0	0	0	0+
TEAM				1		(Deadball Reb: 2)					
TOTALS	27-53	13-25	10-14	30	16	77	17	10	4	4	200
TOTAL FG%	1st Half: 13-28	(.464)	2nd Half: 14-25	(.560)	Game: (.509)						
3-PT FG%	1st Half: 8-14	(.571)	2nd Half: 5-11	(.455)	Game: (.520)						
FT %	1st Half: 3-5	(.600)	2nd Half: 7-9	(.778)	Game: (.714)						

INDIANA-PA (31-7)	FG	3P	FT	RB	PF	PT	AS	TO	BK	ST	MP
JEFFERS, Jeremy (F)	1-5	1-4	0-0	1	0	3	1	0	0	1	27
COTTRELL, Devon (F)	0-3	0-0	0-0	7	1	0	0	0	0	0	16
CHANCE, Devante (G)	5-18	4-13	3-4	8	2	17	5	2	0	2	40
DYER, SHAWN (G)	3-11	2-6	8-9	8	4	16	2	3	0	1	35
NORFLEET, Brandon (G)	2-8	1-5	0-0	1	3	5	1	3	0	1	37
BOYER, Alec	0-0	0-0	0-0	0	0	0	0	0	0	0	0+
YARDE, Cornell	0-0	0-0	0-0	2	0	0	0	0	0	1	6
OSBORNE, Stefan	0-0	0-0	0-0	0	0	0	0	0	0	0	2
ROCCO, Anthony	0-1	0-1	0-0	0	0	0	0	0	0	0	0+
HANNER, Tevin	3-7	0-0	3-4	5	1	9	0	0	0	0	13
LEMKE, Nathan	0-0	0-0	0-0	0	0	0	0	0	0	0	0+
UGBEDE, Daddy	5-8	0-0	2-2	5	4	12	1	4	0	0	24
TEAM				5		(Deadball Reb: 1)					
TOTALS	19-61	8-29	16-19	42	15	62	10	12	0	6	200
TOTAL FG%	1st Half: 9-28	(.321)	2nd Half: 10-33	(.303)	Game: (.311)						
3-PT FG%	1st Half: 2-11	(.182)	2nd Half: 6-18	(.333)	Game: (.276)						
FT %	1st Half: 8-10	(.800)	2nd Half: 8-9	(.889)	Game: (.842)						

Score by Periods	1st	2nd	Total
Florida Southern	37	40	77
Indiana-PA	28	34	62

Officials: Horace Shields, John Yorkovich, Jeff Spedoske Attendance: 4384

All-Tournament Team

Kevin Capers (Florida Southern) - Most Outstanding Player; Jake Thelen (Bellarmine); Shawn Dyer (Indiana-PA); Devante Chance (Indiana-PA); Dylan Travis (Florida Southern)

FLORIDA SOUTHERN NCAA TOURNAMENT HISTORY (45-31)

Date	Opponent	Round	W/L	Score	FSC High Scorer	FSC High Rebounder	Site
3/09/72	Biscayne	Regional (2nd Rd)	L	62-68	James Gilchrist - 12	n/a	N1
3/10/72	Mercer	Regional (Consol)	W	85-83	Simon Harper/Willie Williams - 24	Willie Williams - 17	N1
3/01/79	North Alabama	Regional (1st Rd)	L	67-75	Lester Wright - 20	John Ebeling - 11	H
3/02/79	Tuskegee	Regional (Consol)	L	102-107	Lester Wright - 36	John Ebeling - 14	H
2/28/80	Bethune-Cookman	Regional (1st Rd)	W	81-72	Mike Hayes - 26	John Ebeling - 16	H
2/29/80	Central Florida	Regional (Champ)	W	71-64	Mike Hayes - 18	n/a	H
3/08/80	South Dakota State	Quarterfinal	W	81-71	John Ebeling - 23	John Ebeling - 9	H
3/14/80	Virginia Union	National (Semi)	L	71-78 (OT)	John Ebeling / Brian Radon - 19	John Ebeling - 13	N2
3/15/80	North Alabama	National (Consol)	W	68-67	John Ebeling - 27	John Ebeling - 12	N2
3/06/81	West Georgia	Regional (1st Rnd)	W	108-74	Felix Tertulien - 27	John Ebeling - 14	N3
3/07/81	Central Florida	Regional (Champ)	W	73-71	John Ebeling - 40	John Ebeling - 11	A
3/14/81	Puget Sound	Quarterfinal	W	56-55	John Ebeling - 21	Felix Tertulien - 9	A
3/20/81	Cal Poly - SLO	National (Semi)	W	54-51	John Ebeling - 24	John Ebeling - 9	N2
3/21/81	Mount St. Mary's	National (Champ)	W	73-68	John Ebeling - 29	Mike Hayes - 14	N2
3/04/82	Northwest Missouri State	Regional (1st Rnd)	W	80-74	John Ebeling - 31	John Ebeling - 15	H
3/05/82	Livingston	Regional (Champ)	W	86-79 (30T)	Mark King - 27	Moses Johnson - 7	H
3/12/82	Southeast Missouri State	Quarterfinal	W	87-73	John Ebeling - 28	John Ebeling - 18	H
3/19/82	Kentucky Wesleyan	National (Semi)	W	90-89 (20T)	John Ebeling - 32	John Ebeling - 8	N2
3/20/82	District of Columbia	National (Champ)	L	63-73	Mark King - 24	John Ebeling - 14	N2
3/10/83	Jacksonville State	Regional (1st Rnd)	L	61-67	Scott Pospichal - 21	Tom Ridley - 10	N4
3/11/83	West Chester	Regional (Consol)	W	72-71	Tom Ridley - 17	Tom Ridley - 11	N4
3/07/85	Tampa	Regional (1st Rnd)	L	65-79	Jerry Johnson - 15	Bill Sawyer - 14	N4
3/08/85	Albany State	Regional (Consol)	W	108-80	Bill Sawyer - 20	Bill Sawyer - 7	N4
3/06/86	West Georgia	Regional (1st Rnd)	W	83-82	John McNulty - 32	Kris Kearney - 10	N5
3/07/86	Tampa	Regional (Champ)	W	67-57	Jerry Johnson - 18	John McNulty - 7	N5
3/14/86	Wayne State (MI)	Quarterfinal	W	77-65	John McNulty - 24	Kris Kearney - 9	H
3/21/86	Sacred Heart	National (Semi)	L	80-86	John McNulty - 19	Glenn Hanson - 12	N2
3/06/87	Alabama A&M	Regional (1st Rnd)	W	92-83	Kris Kearney - 29	Kris Kearney - 16	H
3/07/87	West Georgia	Regional (Champ)	W	84-69	Kris Kearney / William Wilcox - 16	Kris Kearney / Phil Holder - 9	H
3/14/87	Eastern Montana	Quarterfinal	L	62-75	William Wilcox - 26	William Wilcox - 8	A
3/11/88	North Alabama	Regional (1st Rnd)	W	99-76	Michael Bradley - 18	Kris Kearney - 11	H
3/12/88	Tampa	Regional (Champ)	W	76-63	Jerry Johnson - 28	Kris Kearney - 12	H
3/19/88	Southeast Missouri State	Quarterfinal	W	78-75	Kris Kearney - 24	Donolly Tyrell - 10	H
3/25/88	Lowell	National (Semi)	L	81-88	Jerry Johnson - 29	Donolly Tyrell - 8	N2
3/26/88	Troy State	National (Consol)	W	94-84	Michael Bradley - 28	Kris Kearney - 15	N2
3/18/89	Tampa	Regional (1st Rnd)	L	86-90	Michael Dean - 24	Kris Kearney - 4	N4
3/19/89	Florida Tech	Regional (Consol)	W	85-75	Michael Dean - 23	Mike O'Rourke - 8	N4
3/16/90	Jacksonville State	Regional (1st Rnd)	L	96-97 (OT)	Donolly Tyrell - 23	Donolly Tyrell - 9	H
3/17/90	Tampa	Regional (Consol)	W	92-82	Donolly Tyrell - 30	Donolly Tyrell - 13	H
3/15/91	Troy State	Regional (1st Rnd)	L	73-78	Derek Flowers - 24	Derek Flowers - 15	A
3/16/91	Hampton	Regional (Consol)	L	68-70	Derek Flowers - 24	Derek Flowers - 8	N6
3/12/93	Troy State	Regional (1st Rnd)	L	72-75	Bill Drost / Chris Lee - 20	Chet Galloway - 9	A
3/14/93 *	Tampa	Regional (Consol)	L	73-79	John Saunders - 21	Chris Lee - 9	N6
3/08/96	Columbus	Regional (Semi)	L	77-83	Antatius Clark - 16	Andy Robertson - 7	N7
3/05/98	Albany State	Regional (1st Rnd)	L	80-86	Corey Tumer / Jamie Phillips - 13	Eric Osborne - 8	N8
3/05/99	Lynn	Regional (Semi)	W	77-69	Corey Tumer - 28	Innocent Kere / Jimmie Baker - 10	N9
3/06/99	Henderson State	Regional (Champ)	W	73-63	Corey Tumer - 19	(four tied) - 6	A
3/17/99	CSU-San Bernardino	National (Quarter)	W	84-69	Corey Tumer - 19	Herminio Bermudez - 12	N10
3/18/99	Kentucky Wesleyan	National (Semi)	L	67-87	Jimmie Baker - 15	Innocent Kere - 12	N10
3/11/00	Delta State	Regional (Semi)	W	81-55	Graham Robinson - 12	Derek Heard - 10	H
3/12/00	Tampa	Regional (Champ)	W	67-53	Graham Robinson - 14	Derek Heard / Herminio Bermudez - 4	H
3/22/00	Missouri Southern State	National (Quarter)	L	65-76	Innocent Kere - 14	Innocent Kere - 9	N10
3/09/01	Henderson State	Regional (Semi)	L	64-69 (OT)	Christophe Humbert - 16	Christophe Humbert - 14	N11
3/14/03	Delta State	Regional (1st Rnd)	L	70-72	Matt Story - 18	Kenny Ebanyat - 8	N12
3/13/04	Eckerd	Regional (Quarter)	L	62-70	Chris Brooks - 18	Kenny Ebanyat - 9	N13
3/15/08	Ouachita Baptist	Regional (Quarter)	L	69-74	Rion Rayfield - 22	Andrei Grant - 8	H
3/14/09	LeMoyne-Owen	Regional (Quarter)	W	94-77	Rob Eldridge / John Thompson - 23	John Thompson - 15	H
3/15/09	Arkansas Tech	Regional (Semi)	W	95-92 (OT)	Brandon Jenkins - 23	John Thompson - 9	H
3/17/09	Christian Brothers	Regional (Champ)	L	72-82	Rob Eldridge - 17	Rob Eldridge / John Thompson - 7	H
3/13/10	Barry	Regional (Quarter)	L	59-64	Terry Jenkins - 18	John Thompson - 13	N14
3/12/11	Rollins	Regional (Quarter)	W	76-74	Terry Jenkins - 14	Terry Jenkins / Brandon Jenkins - 6	N15
3/13/11	Stillman	Regional (Semi)	L	86-92	Cameron Wooten / Rion Rayfield - 18	Cameron Wooten - 10	N15
3/10/12	Christian Brothers	Regional (Quarter)	L	74-85	Seth Evans - 27	Brett Bailey - 8	N15
3/16/13	North Alabama	Regional (Quarter)	W	94-80	Kevin Capers - 32	Lamar McKnight / Brett Bailey - 8	H
3/17/13	Saint Leo	Regional (Semi)	W	84-65	Seth Evans - 19	Lamar McKnight / Brett Bailey - 7	H
3/19/13	Alabama-Huntsville	Regional (Champ)	W	90-88	Seth Evans - 31	Jon Gardner / Cameron Vines - 7	H
3/28/13	Western Washington	National (Quarter)	L	82-96	Kevin Capers - 27	Kevin Capers - 9	N10
3/15/14	Tuskegee	Regional (Quarter)	L	95-98	Kevin Capers - 46	Garrett Putman - 8	H

Date	Opponent	Round	W/L	Score	FSC High Scorer	FSC High Rebounder	Site
3/14/15	Benedict	Regional (Quarter)	W	89-68	Dominique Williams / Michael Volovic - 16	Bubby Johnson - 11	H
3/15/15	West Georgia	Regional (Semi)	W	84-81	Kevin Capers - 24	Bubby Johnson - 11	H
3/17/15	Lynn	Regional (Champ)	W	88-80	Dylan Travis - 25	Bubby Johnson - 11	H
3/25/15	Southern New Hampshire	National (Quarter)	W	81-70	Kevin Capers - 28	Tyler Logan - 6	N16
3/26/15	Bellarmino	National (Semi)	W	79-76	Dominique Williams - 22	Tyler Kelly - 6	N16
3/28/15	Indiana-PA	National (Champ)	W	77-62	Kevin Capers - 24	Bubby Johnson - 8	N16
3/10/18	Morehouse	Regional (Quarter)	W	98-97	Jonathan Lawton - 29	Jonathan Lawton / Slinky Jones - 8	N17
3/11/18	Eckerd	Regional (Semi)	L	77-90	Jonathan Lawton - 24	Trey Diggs - 5	N17
3/16/19	Delta State	Regional (Quarter)	W	78-72	Slinky Jones - 23	Jack Rauch / Brett Hanson - 9	N18
3/17/19	Lynn	Regional (Semi)	L	78-88	Jonathan Lawton - 19	Jack Rauch - 12	N18

In 2020, the Mocs were seeded #1 and were the host team for the South Regional but the tournament was canceled due to COVID-19 concerns.

Neutral Sites: N1-Roanoke College; N2-Springfield, MA; N3-Univ. Central Florida; N4-Jacksonville State Univ.; N5-Univ. Tampa; N6-Troy State Univ.; N7-Alabama A&M Univ.; N8-Delta State Univ.; N9-Henderson State College; N10-Louisville, KY; N11-Eckerd College; N12-Rollins College; N13-Valdosta State Univ.; N14-Arkansas Tech; N15-Univ. Alabama-Huntsville; N16-Evansville, IN; N17-Atlanta, GA; N18-Nova Southeastern

**A blizzard hit the Troy, Alabama area on the evening of the March 15, 1993. With the town not having proper snow plowing equipment, the regional consolation game was postponed to March 16 as the streets were not deemed safe for the teams to travel to Troy State University.*

REGIONALS	
Overall	32-24
First Round Games	14-17
Second Round Games	11-3
Championship Games	10-1
Consolation Games	5-3
ELITE EIGHT	
Quarterfinal Games	7-3
Semifinal Games	3-4
Championship Games	2-1
Consolation Games	2-0

ALL-TIME SUNSHINE STATE CONF. STANDINGS

Team	Years in	SSC RECORD			SSC Championships	
	SSC	W	L	Pct	Reg. Sea.	Trn.
Barry	34	251	271	.481	4	0
Eckerd	47	327	339	.491	2	5
Embry-Riddle	5	46	54	.460	0	0
Florida Southern	47	466	200	.700	24	25
Florida Tech	41	223	383	.368	2	0
Lynn	24	184	208	.469	1	1
Nova Southeastern	18	168	142	.542	3	2
Palm Beach Atlantic	6	58	60	.492	0	0
Rollins	47	366	300	.550	9	5
Saint Leo	47	232	434	.348	1	0
Tampa	39	321	261	.552	8	5
Central Florida ¹	3	27	3	.900	5	2
North Florida ¹	4	28	28	.500	0	0
Saint Thomas ²	1	2	10	.167	1	1

1-Now Division I 2-Now a member of the NAIA
 No SSC regular season held in 2020-21 due to late start of the season due to COVID-19 protocols

FSC ALL-TIME VS. OPPONENTS NCAA POSTSEASON

Alabama A&M	1-0	Lowell	0-1
Alabama - Huntsville	1-0	Lynn	2-1
Albany State	1-1	Mercer	1-0
Arkansas Tech	1-0	Missouri Southern State	0-1
Barry	0-1	Morehouse	1-0
Bellarmine	1-0	Mount St. Mary's	1-0
Benedict	1-0	North Alabama	3-1
Bethune-Cookman	1-0	Northwest Missouri State	1-0
Biscayne	0-1	Ouchita Baptist	0-1
Cal Poly - San Luis Obispo	1-0	Puget Sound	1-0
Cal State - San Bernardino	1-0	Rollins	1-0
Central Florida	2-0	Sacred Heart	0-1
Christian Brothers	0-2	Saint Leo	1-0
Columbus	0-1	South Dakota State	1-0
Delta State	2-1	Southern New Hampshire	1-0
District of Columbia	0-1	Southeast Missouri State	2-0
Eastern Montana	0-1	Stillman	0-1
Eckerd	0-2	Tampa	4-3
Florida Tech	1-0	Troy State	1-2
Hampton	0-1	Tuskegee	0-2
Henderson State	1-1	Virginia Union	0-1
Indiana - Pennsylvania	1-0	Wayne State (MI)	1-0
Jacksonville State	0-2	West Chester	1-0
Kentucky Wesleyan	1-1	West Georgia	4-0
LeMoyne-Owen	1-0	Western Washington	0-1
Livingstone	1-0		

FSC VS. OPPONENTS SSC POSTSEASON TOURNAMENT

	1st	QTR	SEMIS	FINALS	TOTAL
Barry	-	2-1	2-2	2-0	6-3
Eckerd	1-0	2-1	8-3	0-1	11-5
Embry-Riddle	-	0-1	1-0	-	1-1
Florida Tech	-	4-0	3-0	3-0	10-0
Lynn	-	3-1	3-0	1-0	7-1
Nova Southeastern	1-0	1-0	0-1	2-0	4-1
Palm Beach Atlantic	-	-	1-0	-	1-0
Rollins	-	3-0	6-0	5-0	14-0
Saint Leo	-	5-2	1-0	2-1	8-3
Tampa	-	2-0	3-1	7-3	12-4
No longer in the SSC					
Central Florida	-	-	-	2-0	2-0
North Florida	-	0-1	-	1-0	1-1
Saint Thomas	-	2-1	-	-	2-1
	2-0	22-9	27-5	24-5	79-21

MOCS BY DECADE

DECADE	GM	W	L	PCT.
1925-29	57	33	24	.556
1930-39	112	69	43	.616
1940-49	115	47	68	.408
1950-59	236	102	134	.432
1960-69	247	120	127	.486
1970-79	264	154	110	.583
1980-89	317	239	78	.754
1990-99	308	237	71	.769
2000-09	308	218	90	.708
2010-19	316	224	92	.709
2020-23	129	90	48	.652

ALL-TIME LEADERS IN NCAA DIVISION II POST-SEASON WINS

	APP	W	L	Pct.
1. Kentucky Wesleyan	40	98	34	.742
2. FLORIDA SOUTHERN	32	46	32	.590
Virginia Union	30	46	29	.613
4. Metro State - Denver	19	42	17	.712
5. Cal State - Bakersfield*	21	41	20	.672
Northwest Missouri State	23	41	21	.661
7. Evansville*	15	40	10	.800
8. Indiana (PA)	18	37	18	.673
Central Missouri	23	37	22	.627
Southern Indiana	29	37	30	.552

ALL-TIME LEADERS IN NCAA DIV. II POST-SEASON APPEARANCES

	APP	W	L	Pct.
1. Kentucky Wesleyan	40	98	34	.742
2. Jefferson	37	32	40	.444
3. FLORIDA SOUTHERN	32	46	32	.590
4. Virginia Union	30	46	29	.613
5. Southern Indiana	29	37	30	.552
6. Seattle Pacific	28	31	27	.534
7. Assumption (MA)	27	36	30	.545
8. St. Anselm	26	18	27	.400
9. Gannon (PA)	25	19	30	.388
10. South Dakota State*	24	36	23	.610

*Now Division I

WINS IN A SEASON

Wins	Start	Rec.
36	2014-15	36-1
32	1999-00	32-2
31	1987-88	31-3
29	2019-20	29-2
29	2008-09	29-7
28	1998-99	28-8
28	1979-80	28-5
27	2012-13	27-6
27	1990-91	27-5
26	2013-14	26-5
26	2002-03	26-5
26	1995-96	26-4

COACHING WINS

Record	Coach	Years
246-65	Gordon Gibbons	1991-00
218-72	Linc Darner	2007-15
188-63	George Scholz	1983-90
187-182	Tom Greene	1957-71
137-86	Michael Donnelly	2016-23
125-52	Tony Longa	2001-06
105-49	Hal Wissel	1978-82
99-57	Jim Jarrett	1972-77
34-38	Dick Morland	1948-50
31-41	William Battle	1936-42

BEST STARTS

Year	Start	Final
2013-14	18-0	26-5
1999-00	18-0	32-2
2002-03	16-0	26-5
1990-91	15-0	27-5
1987-88	15-0	31-3
1975-76	15-0	18-8
2009-10	13-0	25-5
1993-94	13-0	22-5
1997-98	12-0	23-7
2014-15	11-0	36-1

WIN STREAKS

Streak	Started	Ended
25	1/07/15	3/28/15
18	1/08/20	2/20/21
18	11/09/13	1/22/14
18	11/19/99	1/22/00
16	11/22/02	1/15/03
16	11/17/90	1/10/91
15	12/17/98	2/06/99
15	1/13/96	3/02/96
15	11/17/90	1/10/91
15	11/24/87	1/13/88
15	12/01/75	1/24/76

FSC IN THE SUNSHINE STATE CONFERENCE TOURNAMENT (79-21)

<p>1978 First Round (2/20 at Lakeland Civic Center) #5 Saint Leo 54, #4 Fla. Southern 44</p>	<p>1991 First Round (3/05 at Fla. Southern) #3 Fla. Southern 101, #6 Saint Leo 51 Semifinals (3/08 at Rollins College) #3 Fla. Southern 60, #2 Tampa 53 Championship (3/09 at Rollins College) #3 Fla. Southern 77, #4 Fla. Tech 66</p>	<p>2002 First Round (3/01 at Fla. Tech) #3 Fla. Southern 63, #6 Lynn 62 Semifinals (3/02 at Fla. Tech) #3 Fla. Southern 77, #2 Eckerd 71 Championship (3/03 at Fla. Tech) #1 Tampa 62, #3 Fla. Southern 45</p>	<p>2013 Quarterfinals (3/08 at Silver Spurs Arena, Kissimmee) #2 Fla. Southern 75, #7 Barry 57 Semifinals (3/09 at Silver Spurs Arena, Kissimmee) #2 Fla. Southern 85, #3 Eckerd 80 (OT) Championship (3/10 at Silver Spurs Arena, Kissimmee) #2 Fla. Southern 72, #5 Rollins 66</p>
<p>1979 Semifinals (2/25 at Univ. Central Fla.) #1 Fla. Southern 66, #4 Biscayne 57 Championship (2/26 at Univ. Central Fla.) #1 Fla. Southern 57, #2 Rollins 51</p>	<p>1992 First Round (3/05 at Rollins College) #6 Barry 65, #3 Fla. Southern 52</p>	<p>2003 First Round (3/01 at Fla. Southern) #2 Fla. Southern 68, #7 Saint Leo 54 Semifinals (3/02 at Fla. Southern) #2 Fla. Southern 77, #3 Eckerd 68 Championship (3/03 at Fla. Southern) #2 Fla. Southern 81, #1 Rollins 68</p>	<p>2014 Semifinals (3/08 at Silver Spurs Arena, Kissimmee) #1 Fla. Southern 82, #7 Eckerd 76 Championship (3/09 at Silver Spurs Arena, Kissimmee) #1 Fla. Southern 84, #3 Tampa 74</p>
<p>1980 Semifinals (2/23 at Fla. Southern) #1 Fla. Southern 101, #4 Eckerd 77 Championship (2/24 at Fla. Southern) #1 Fla. Southern 100, #2 Rollins 74</p>	<p>1993 Semifinals (3/05 at Univ. of Tampa) #2 Fla. Southern 66, #3 Rollins 60 Championship (3/06 at Univ. of Tampa) #2 Fla. Southern 71, #1 Tampa 67</p>	<p>2004 First Round (3/04 at Rollins) #2 Fla. Southern 81, Fla. Tech 73 Semifinals (3/06 at Rollins) #2 Fla. Southern 73, Tampa 57 Championship (3/07 at Rollins) #4 Eckerd 67, #2 Fla. Southern 57</p>	<p>2015 Quarterfinals (3/06 at Silver Spurs Arena, Kissimmee) #1 Fla. Southern 87, #8 Eckerd 75 Semifinals (3/07 at Silver Spurs Arena, Kissimmee) #1 Fla. Southern 79, #4 Lynn 66 Championship (3/08 at Silver Spurs Arena, Kissimmee) #1 Fla. Southern 93, #2 Barry 83</p>
<p>1981 Semifinals (2/27 at Fla. Southern) #1 Fla. Southern 108, #4 Rollins 74 Championship (2/28 at Fla. Southern) #1 Fla. Southern 86, #2 Central Fla. 77</p>	<p>1994 First Round (3/04 at Univ. of Tampa) #7 North Fla. 87, #2 Fla. Southern 80</p>	<p>2005 Quarterfinals (3/04 at Barry) #4 Saint Leo 72, #5 Fla. Southern 68</p>	<p>2016 Quarterfinals (3/08 at Barry) #1 Barry 95, #8 Fla. Southern 79</p>
<p>1982 Semifinals (2/26 at Fla. Southern) #4 St. Thomas 71, #1 Fla. Southern 69</p>	<p>1995 First Round (3/02 at the Lakeland Center) #4 Fla. Southern 94, #5 Barry 90 Semifinals (3/03 at the Lakeland Center) #1 Eckerd 72, #4 Fla. Southern 63</p>	<p>2006 Quarterfinals (3/02 at Saint Leo) #3 Lynn 75, #6 Fla. Southern 71 (OT)</p>	<p>2017 Quarterfinals (3/01 at Eckerd) #2 Eckerd 88, #7 Fla. Southern 72</p>
<p>1983 Semifinals (2/25 at Fla. Southern) #2 Fla. Southern 78, #3 St. Thomas 76 (OT) Championship (2/26 at Fla. Southern) #2 Fla. Southern 93, #1 Central Fla. 74</p>	<p>1996 First Round (2/29 at the Lakeland Center) #1 Fla. Southern 75, #8 Fla. Tech 68 Semifinals (3/01 at the Lakeland Center) #1 Fla. Southern 59, #4 Barry 56 Championship (3/02 at the Lakeland Center) #1 Fla. Southern 53, #6 North Fla. 46</p>	<p>2007 First Round (2/28 at Lynn) #8 Fla. Tech 64, #9 Fla. Southern 62</p>	<p>2018 Quarterfinals (2/28 at Fla. Southern) #3 Fla. Southern 80, #6 Lynn 70 Semifinals (3/03 at Fla. Southern) #2 Eckerd 74, #3 Fla. Southern 72</p>
<p>1984 Semifinals (2/24 at Fla. Southern) #3 Tampa 57, #2 Fla. Southern 55</p>	<p>1997 First Round (2/27 at the Lakeland Center) #1 Fla. Southern 82, #8 Eckerd 60 Semifinals (2/28 at the Lakeland Center) #1 Fla. Southern 62, #5 Rollins 58 (OT) Championship (3/01 at the Lakeland Center) #3 Tampa 73, #1 Fla. Southern 67</p>	<p>2008 Quarterfinals (3/04 at Fla. Southern) #1 Fla. Southern 78, #8 Nova Southeastern 58 Semifinals (3/08 at Univ. of Tampa) #1 Fla. Southern 76, #5 Lynn 62 Championship (3/09 at Univ. of Tampa) #1 Fla. Southern 83, #3 Tampa 81 (OT)</p>	<p>2019 Quarterfinals (3/06 at Fla. Southern) #3 Fla. Southern 80, #6 Saint Leo 78 Semifinals (3/09 at Fla. Southern) #3 Fla. Southern 74, #2 Lynn 65 Championship (3/10 at Fla. Southern) #3 Fla. Southern 92, #1 Nova Southeastern 84</p>
<p>1985 Semifinals (3/01 at Univ. of Tampa) #1 Fla. Southern 80, #4 Rollins 57 Championship (3/02 at Univ. of Tampa) #2 Tampa 57, #1 Fla. Southern 52</p>	<p>1998 First Round (2/26 at the Lakeland Center) #2 Fla. Southern 80, #7 Rollins 64 Semifinals (2/27 at the Lakeland Center) #2 Fla. Southern 75, #3 Saint Leo 66 Championship (2/28 at the Lakeland Center) #2 Fla. Southern 68, #4 Fla. Tech 66 (OT)</p>	<p>2009 Quarterfinals (3/04 at Fla. Southern) #1 Fla. Southern 105, #8 Fla. Tech 66 Semifinals (3/07 at Nova Southeastern) #1 Fla. Southern 80, #5 Tampa 59 Championship (3/08 at Nova Southeastern) #1 Fla. Southern 77, #2 Rollins 66 (OT)</p>	<p>2020 Quarterfinals (3/03 at Fla. Southern) #3 Fla. Southern 97, #8 Lynn 80 Semifinals (3/05 at Fla. Southern) #1 Fla. Southern 80, #5 Embry-Riddle 77 Championship (3/08 at Nova Southeastern) #1 Fla. Southern 118, #2 Nova Southeastern 109</p>
<p>1986 Semifinals (2/28 at Univ. of Tampa) #2 Fla. Southern 86, #3 Eckerd 71 Championship (3/01 at Univ. of Tampa) #2 Fla. Southern 73, #4 Saint Leo 66</p>	<p>1999 First Round (2/21 at the Lakeland Center) #1 Fla. Southern 69, #8 Tampa 51 Semifinals (2/22 at the Lakeland Center) #1 Fla. Southern 70, #4 Barry 53 Championship (2/23 at the Lakeland Center) #1 Fla. Southern 77, #2 Lynn 69</p>	<p>2010 Quarterfinals (3/03 at Fla. Southern) #1 Fla. Southern 77, #8 Saint Leo 63 Semifinals (3/06 at Nova Southeastern) #5 Barry 79, #1 Fla. Southern 61</p>	<p>2021 (Seeding by blind draw) Quarterfinals (3/16 at Fla. Southern) #4 Fla. Southern 88, #5 Rollins 82 Semifinals (3/18 at Palm Beach Atlantic) #4 Fla. Southern 104, #1 Palm Beach Atlantic 86 Championship (3/21 at Saint Leo) #2 Saint Leo 93, #1 Fla. Southern 70</p>
<p>1987 Semifinals (2/27 at Fla. Southern) #1 Fla. Southern 93, #4 Eckerd 79 Championship (2/28 - at Fla. Southern) #1 Fla. Southern 70, #2 Tampa 66</p>	<p>2000 First Round (2/27 at the Lakeland Center) #1 Fla. Southern 73, #8 Saint Leo 60 Semifinals (2/28 at the Lakeland Center) #1 Fla. Southern 69, #5 Eckerd 66 Championship (2/29 at the Lakeland Center) #1 Fla. Southern 63, #6 Fla. Tech 54</p>	<p>2011 Quarterfinals (3/02 at Fla. Southern) #2 Fla. Southern 79, #7 Nova Southeastern 69 Semifinals (3/05 - at Fla. Tech) #3 Eckerd 70, #2 Fla. Southern 69</p>	<p>2022 Quarterfinals (3/01 at Fla. Southern) #4 Fla. Southern 80, #5 Tampa 78 Semifinals (3/03 at Nova Southeastern) #1 Nova Southeastern 92, #4 Fla. Southern 65</p>
<p>1988 Semifinals (3/04 at Fla. Southern) #1 Fla. Southern 121, #4 Rollins 89 Championship (3/05 at Fla. Southern) #1 Fla. Southern 63, #3 Tampa 62</p>	<p>2001 First Round (2/25 at the Lakeland Center) #1 Fla. Southern 85, #8 Fla. Tech 78 Semifinals (2/26 at the Lakeland Center) #1 Fla. Southern 73, #5 Rollins 70 (OT) Championship (2/27 at the Lakeland Center) #1 Fla. Southern 81, #6 Barry 76</p>	<p>2012 Quarterfinals (2/29 at Rollins) #5 Fla. Southern 77, #4 Rollins 63 Semifinals (3/03 at Fla. Southern) #5 Fla. Southern 108, #1 Fla. Tech 80 Championship (3/04 at Fla. Southern) #5 Fla. Southern 61, #3 Saint Leo 58</p>	<p>2023 Quarterfinals (2/18 at Fla. Southern) #5 Embry-Riddle 96, #4 Fla. Southern 88</p>
<p>1989 Semifinals (3/03 at Univ. of Tampa) #2 Fla. Southern 73, #3 Fla. Tech 71 Championship (3/04 at Univ. of Tampa) #2 Fla. Southern 68, #1 Tampa 67</p>	<p>1990 First Round (3/07 at Eckerd College) Fla. Southern 78, Eckerd 67 Semifinals (3/09 at Univ. of Tampa) #3 Fla. Southern 89, #2 Fla. Tech 74 Championship (3/10 at Univ. of Tampa) #3 Fla. Southern 69, Tampa 67</p>	<p>2013 Quarterfinals (3/01 at Fla. Southern) #5 Fla. Southern 61, #3 Saint Leo 58</p>	<p>2024 Quarterfinals (3/01 at Fla. Southern) #5 Fla. Southern 61, #3 Saint Leo 58</p>

YEAR-BY-YEAR TEAM STATISTICS

Season	GM	FGM-FGA	FG%	3PM-3PA	3P%	FTM-FTA	FT%	PTS	PPG	REB	RPG	PF	DQ	AST	TO	BLK	STL
1956-57	23	721-1753	.413			489-753	.650	1931	84.0	1131	49.2	464					
OPP	23	534-1515	.353			480-749	.641	1548	67.3								
1957-58	23	676-1709	.396			345-552	.625	1697	73.7	1041	45.2	446	10				
OPP	23	655-1606	.408			396-583	.679	1707	74.2			394	15				
1958-59	25	671-1682	.392			442-651	.685	1788	71.5	1219	48.7	444	1				
OPP	25	707-1766	.400			427-619	.689	1844	73.3	1065	42.6	278	8				
1959-60	24	646-1617	.393			439-675	.541	1711	71.3	1118	46.6	415					
OPP	24	746-1729	.431			437-630	.687	1872	78.0	1145	47.7	471					
1960-61	24	684-1680	.407			380-616	.617	1750	73.8	1137	47.4	471	13				
OPP	24	692-1547	.447			484-660	.733	1865	77.7	1057	44.0	462					
1962-62	25	754-1820	.414			382-567	.673	1894	75.7	904	38.5	429					
OPP	25	708-1770	.400			420-568	.739	1834	73.3	952	38.0	416					
1962-63	25	812-1899	.428			416-629	.661	2035	81.4	1113	44.5	482					
OPP	25	747-1723	.433			417-652	.639	1911	76.4	1011	40.4	480					
1963-64	26	894-2012	.444			462-667	.693	2248	86.4	1208	46.4	517					
OPP	26	897-1913	.469			458-682	.671	2251	86.5	1172	45.0	493					
1964-65	24	745-1652	.451			401-589	.681	1887	78.6	1103	46.0	439	19				
OPP	24	790-1858	.425			404-570	.708	1882	78.4	1086	45.2	426	15				
1965-66	25	767-1746	.439			423-623	.679	1957	78.3	1134	45.3	457					
OPP	25	678-1591	.426			399-599	.666	1775	71.0	957	38.3	463					
1966-67	25	719-1654	.435			394-562	.700	1832	73.3	1023	40.9	541					
OPP	25	701-1479	.474			532-728	.731	1934	77.2	1009	40.4	429					
1967-68	25	762-1728	.442			424-549	.767	1948	81.2	1077	44.9	491					
OPP	25	744-1643	.453			440-624	.705	1913	79.7	898	37.4	423					
1968-69	25	769-1729	.445			451-616	.732	1989	79.6	1232	49.3	486	15				
OPP	25	726-1675	.433			441-639	.690	1893	75.7	1040	41.6	472	14				
1969-70	25	672-1595	.421			418-589	.709	1762	70.5	1075	43.0	522					
OPP	25	782-1628	.480			461-686	.672	2025	81.0	1090	43.6	449					
1970-71	26	819-1790	.459			491-701	.700	2129	81.7	1241	47.7	505					
OPP	26	765-1732	.441			445-657	.677	1975	73.9	1119	43.1	506					
1971-72	26	983-1881	.522			481-738	.651	2447	87.3	1366	48.7	520					
OPP	26	787-1781	.436			462-675	.683	2036	72.7	996	35.5	531					
1972-73	25	749-1666	.449			316-452	.699	1814	72.5	1180	47.2	454					
OPP	25	720-1615	.447			276-420	.657	1716	68.6	1716	68.6	445					
1973-74	26	877-1686	.520			354-493	.718	2108	81.1	1153	44.4						
OPP	26	821-1759	.467			265-393	.674	1907	73.3	861	33.1						
1974-75	26	846-1767	.478			383-543	.705	2075	79.8	1147	44.9						
OPP	26	882-1842	.478			367-528	.695	2131	81.9	1055	40.6						
1975-76	26	926-1795	.516			384-594	.646	2246	86.0	1277	49.1						
OPP	26	872-1838	.474			321-464	.692	2065	79.4	921	35.4						
1976-77	25	772-1754	.440			347-510	.681	1891	75.6	1177	47.1						
OPP	25	778-1713	.454			324-477	.679	1880	75.2	1235	49.4						
1977-78	27	775-1563	.495			469-627	.758	2019	75.8	950	35.2			481	393	29	187
OPP	27	811-1660	.488			365-508	.768	1987	73.6	988	36.6			464	410	37	167
1978-79	30	883-1764	.500			554-762	.727	2318	77.2	973	32.1						
OPP	30	961-1966	.488			329-449	.732	2251	75.0	943	31.4						
1979-80	33	994-1895	.524			670-933	.718	2658	80.5	1159	35.1	614	27				
OPP	33	969-1969	.492			399-573	.696	2337	70.8	1031	31.2	788	50				
1980-81	32	944-1795	.526			611-859	.710	2499	78.0	1136	35.5	590	23	443		72	202
OPP	32	928-1924	.482			412-570	.722	2268	70.8	1013	31.6	722	44	458		98	197
1981-82	32	943-1644	.574			726-936	.776	2612	81.6	1181	36.9	530	21	556	531	83	155
OPP	32	1037-2166	.479			320-499	.641	2394	74.8	911	28.4	795	50	425	346	84	272
1982-83	31	880-1607	.547			587-776	.756	2347	75.7	1006	32.5	627	21	431	488	29	219
OPP	31	831-1755	.473			447-663	.674	2109	68.0	954	30.7	681	34	267	446	62	142
1983-84	28	707-1385	.510			545-756	.731	1959	70.0	904	32.3	670	34	403	510	24	181
OPP	28	721-1535	.470			521-760	.686	1963	70.1	870	31.1	633	34	365	395	96	252
1984-85	31	939-1788	.525			612-925	.661	2490	80.3	1096	35.3	645	31	535	540	45	308
OPP	31	841-1797	.468			515-742	.694	2197	70.8	1056	34.0	773	47	427	613	97	289
1985-86	33	999-1853	.539			639-919	.695	2637	79.9	1136	34.4	617	15	600	543	47	259
OPP	33	952-1960	.486			464-645	.719	2368	71.8	1033	31.3	771	41	476	547	106	231
1986-87	32	958-1821	.526	47-127	.370	682-970	.703	2645	82.7	1155	36.1	617	21	575	562	77	278
OPP	32	870-1894	.459	95-358	.265	476-695	.685	2316	72.4	1076	33.6	722	45	480	582	95	236
1997-88	34	1118-2026	.552	142-333	.426	669-946	.707	3047	89.6	1234	36.3	702	24	682	529	72	303
OPP	34	879-1952	.450	128-360	.356	510-749	.681	2396	70.5	1118	32.9	791	36	443	687	83	220
1988-89	31	904-1710	.529	102-259	.394	592-832	.712	2505	80.7	1121	36.2	557	14	520	577	60	214
OPP	31	819-1847	.443	114-369	.310	395-572	.691	2147	69.3	1034	33.4	716	29	412	472	91	191
1989-90	31	960-1842	.521	138-313	.441	539-730	.738	2597	83.8	1170	37.7	573	16	567	529	87	297
OPP	31	827-1843	.449	125-360	.313	365-535	.682	2144	69.2	979	31.6	626	25	377	560	67	251
1990-91	32	994-1881	.528	105-292	.360	549-749	.733	2642	82.6	1154	36.1	563	13	477	425	92	346
OPP	32	775-1845	.420	149-431	.346	418-607	.689	2117	86.2	1023	32.0	613	15	316	559	71	232
1991-92	30	808-1659	.487	155-383	.405	429-661	.649	2200	73.3	1028	34.3	588	15	455	414	88	245
OPP	30	700-1586	.441	120-367	.327	410-656	.625	1930	64.3	988	32.9	598	13	331	500	65	216
1992-93	32	942-1794	.525	177-481	.368	478-724	.660	2539	79.3	1103	34.5	619	9	599	486	111	353
OPP	32	752-1729	.435	144-435	.331	472-717	.658	2120	66.3	1021	31.9	633	17	399	572	75	286
1993-94	27	807-1653	.488	140-410	.342	468-700	.669	2222	82.3	1060	39.3	625	18	434	409	78	267
OPP	27	615-1480	.416	139-417	.333	534-772	.692	1903	70.5	923	34.2	563	17	307	480	78	200

Season	GM	FGM-FGA	FG%	3PM-3PA	3P%	FTM-FTA	FT%	PTS	PPG	REB	RPG	PF	DQ	AST	TO	BLK	STL
1994-95	28	735-1540	.477	155-405	.383	479-690	.694	2104	75.1	1054	37.6	596	17	400	455	88	223
OPP	28	652-1595	.409	149-461	.323	479-687	.697	1932	69.0	914	32.6	550	12	319	404	67	230
1995-96	30	853-1807	.472	140-381	.367	466-743	.627	2312	77.1	1161	38.7	588	10	502	458	114	306
OPP	30	703-1743	.403	153-528	.290	475-690	.688	2034	67.8	1099	36.6	606	20	368	551	81	201
1996-97	32	820-1794	.457	143-435	.329	507-784	.647	2290	71.6	1218	38.1	574	7	463	524	123	269
OPP	32	740-1792	.413	175-542	.323	449-636	.692	2095	65.5	1073	33.5	638	23	406	547	105	246
1997-98	30	839-1938	.433	126-406	.310	584-849	.688	2388	79.6	1303	43.4	610	6	419	488	109	357
OPP	30	736-1746	.422	164-509	.322	436-681	.640	2072	69.1	1109	37.0	653	20	424	618	138	257
1998-99	36	955-2180	.438	206-603	.342	584-873	.669	2700	75.0	1465	40.7	719	13	505	576	167	379
OPP	36	780-2020	.386	189-642	.294	504-782	.645	2253	62.6	1306	36.3	718	20	407	706	103	260
1999-00	34	918-1989	.462	171-456	.375	594-904	.657	2601	76.5	1446	32.5	677	5	518	565	126	342
OPP	34	702-1887	.372	213-679	.314	456-688	.663	2073	61.0	1112	32.7	740	-	396	641	89	265
2000-01	30	821-1835	.447	165-521	.317	606-864	.701	2413	80.4	1246	41.5	656	17	510	511	166	313
OPP	30	668-1739	.384	175-557	.314	515-771	.668	2026	67.5	1119	37.3	701	-	377	615	86	239
2001-02	29	786-1666	.472	143-465	.308	564-803	.702	2279	78.6	1146	39.5	611	18	484	529	156	300
OPP	29	653-1687	.387	194-585	.332	491-743	.661	1991	68.7	1028	35.4	635	-	406	535	85	266
2002-03	31	865-1723	.468	180-475	.379	534-721	.741	2326	75.0	1238	39.9	643	7	422	504	160	233
OPP	31	660-1768	.373	186-623	.299	481-742	.648	1987	64.1	1024	33.0	618	16	379	455	65	233
2003-04	31	705-1647	.428	133-375	.355	507-712	.712	2050	66.1	1164	37.5	586	9	346	468	162	226
OPP	31	651-1684	.387	176-535	.329	444-691	.643	1922	62.0	1058	34.1	595	18	368	440	102	231
2004-05	28	665-1511	.440	126-379	.332	412-596	.691	1868	66.7	1057	37.8	597	19	389	473	103	247
OPP	28	553-1438	.385	153-523	.293	466-672	.693	1725	61.6	885	31.6	535	15	334	442	91	220
2005-06	28	691-1655	.418	174-527	.330	447-662	.675	2003	71.5	1112	39.7	550	12	397	404	70	228
OPP	28	662-1593	.416	193-595	.324	380-598	.635	1897	67.8	1011	36.1	545	13	438	441	77	191
2006-07	28	723-1691	.438	159-476	.334	410-621	.660	2015	72.0	1121	40.0	553	17	455	483	95	177
OPP	28	706-1718	.411	211-620	.340	446-657	.679	2069	73.9	1091	39.0	536	7	412	436	90	217
2007-08	33	946-2048	.462	340-836	.407	525-760	.691	2757	83.5	1237	37.5	640	14	624	504	126	289
OPP	33	871-1931	.451	224-615	.364	453-669	.677	2419	73.3	1157	35.0	657	19	477	591	84	229
2008-09	36	1026-2294	.447	309-818	.378	664-951	.698	3025	84.0	1518	42.2	678	14	636	537	198	240
OPP	36	974-2295	.424	226-688	.328	505-717	.704	2679	74.4	1319	36.6	766	21	500	554	114	242
2009-10	30	912-1931	.472	261-608	.429	472-624	.756	2557	85.2	1188	39.6	565	8	547	372	78	193
OPP	30	812-1834	.443	191-597	.320	398-602	.661	2213	73.8	1045	34.8	578	17	436	440	87	148
2010-11	32	875-1946	.450	288-697	.413	570-732	.779	2608	81.5	1139	35.6	624	15	584	379	54	215
OPP	32	840-1885	.446	236-690	.342	477-694	.687	2393	74.8	1179	36.8	635	21	494	489	83	185
2011-12	30	868-1980	.438	210-583	.360	494-703	.703	2440	81.3	1153	38.4	642	21	534	404	78	268
OPP	30	767-1739	.441	189-532	.355	532-750	.709	2255	75.2	1148	38.3	606	16	434	559	119	209
2012-13	33	988-2201	.449	279-795	.351	546-786	.695	2801	84.9	1244	37.7	646	15	559	429	72	360
OPP	33	854-1889	.452	204-627	.325	545-737	.749	2457	74.5	1242	37.6	662	23	415	652	84	214
2013-14	31	965-2096	.460	184-613	.300	610-833	.732	2724	87.9	1256	40.5	689	18	525	416	97	262
OPP	31	830-1865	.445	213-616	.346	552-821	.672	2425	78.2	1174	37.9	692	32	440	558	82	200
2014-15	37	1079-2448	.441	359-968	.371	737-965	.764	3254	87.9	1414	38.2	732	8	612	423	100	336
OPP	37	973-2252	.432	249-798	.312	545-798	.683	2740	74.1	1494	40.4	825	25	476	689	94	227
2015-16	29	857-2005	.427	345-913	.378	401-525	.764	2460	84.8	1099	37.9	553	12	489	392	142	193
OPP	29	909-1958	.464	258-701	.368	476-853	.729	2552	88.0	1243	42.9	516	9	504	418	73	231
2016-17	29	871-1949	.447	242-722	.335	438-609	.703	2412	83.2	1114	38.4	557	12	424	389	154	173
OPP	29	883-1892	.467	239-615	.389	513-708	.725	2518	86.8	1168	40.3	536	5	432	392	50	227
2017-18	32	1016-2182	.466	310-860	.360	487-684	.712	2829	88.4	1215	38.0	614	22	491	431	118	250
OPP	32	935-2054	.455	244-668	.365	559-767	.729	2673	83.5	1276	39.9	594	16	411	520	76	245
2018-19	33	973-2150	.453	246-737	.334	555-755	.735	2747	83.2	1243	37.7	611	11	430	388	109	263
OPP	33	938-2050	.458	266-704	.378	490-710	.690	2632	79.8	1267	38.4	637	19	474	501	105	202
2019-20	31	1063-2169	.490	271-778	.348	613-739	.694	2910	93.9	1300	41.9	561	15	588	363	190	253
OPP	31	927-2175	.426	250-743	.336	485-691	.702	2589	83.5	1277	41.2	598	14	432	453	87	190
2020-21	12	368- 782	.471	101-268	.277	172-257	.669	1009	84.1	486	40.5	216	7	191	180	78	78
OPP	12	336- 820	.415	102-287	.355	207-277	.747	981	81.8	478	39.8	217	3	162	153	33	88
2021-22	30	880-1979	.445	315-859	.367	266-537	.682	2441	81.4	1129	37.6	523	13	500	389	93	220
OPP	30	879-1933	.455	238-649	.367	478-639	.748	2474	82.5	1196	39.9	467	8	436	409	81	197
2022-23	28	929-1934	.480	283-722	.392	448-564	.794	2589	92.5	1110	39.6	487	12	512	335	122	208
OPP	28	866-1906	.454	219-628	.349	434-580	.748	2385	85.2	1065	38.0	463	7	416	363	95	161
Season	GM	FGM-FGA	FG%	3PM-3PA	3P%	FTM-FTA	FT%	PTS	PPG	REB	RPG	PF	DQ	AST	TO	BLK	STL

GAME, SINGLE SEASON, and CAREER RECORDS**INDIVIDUAL RECORDS****POINTS**

Game:	50	John Ebeling, 12/8/81 (vs. Otterbein)
Season:	856	John Ebeling, 1981-82 (32 games, 26.8 ppg)
Career:	2,514	John Ebeling, 1979-82 (127 games, 19.8 ppg)

SCORING AVERAGE (MIN. 2 SEASONS)

Season:	26.8	John Ebeling, 1981-82 (32 games, 856 pts.)
Career:	19.8	John Ebeling, 1979-82 (127 games, 2,514 pts.)

REBOUNDS

Game:	29	John Edwards, 1/22/73 (vs. New Hampshire College)
Season:	410	John Ebeling, 1981-82 (32 games, 12.8 rpg)
Career:	1,362	John Ebeling, 1979-82 (127 games, 10.7 rpg)

REBOUNDING AVERAGE (MIN. 2 SEASONS)

Season:	15.8	John Edwards, 1975-76 (24 games, 378 reb.)
Career:	14.5	John Schweisthal, 1968-69 (49 games, 709 reb.)

FIELD GOALS MADE

Game:	18	Bobby Bowman, 2/8/64 (vs. Mercer, 18 x 32)
Season:	286	John Ebeling, 1981-82 (32 games, 286 x 433)
Career:	887	John Ebeling, 1979-82 (127 games, 887 x 14,59)

FIELD GOALS ATTEMPTED

Game:	32	Bobby Bowman, 2/8/64 (vs. Mercer, 18 x 32)
Season:	548	Kevin Capers, 2014-15 (37 games, 252 x 548)
Career:	1584	Bobby Bowman, 1963-67 (99 games, 703 x 1,584)

FIELD GOAL PERCENTAGE (For Career: 2 Seasons & 400 Att.)

Game:	1.000	Donnolly Tyrell, 1/13/88 (vs. Caldwell, 10 x 10)
Season:	.689	Simon Harper, 1971-72 (28 games, 193 x 280)
Career:	.642	Andy Robertson, 1994-97 (117 games, 494 x 770)

3-PT FIELD GOALS MADE

Game:	11	Tim Gatz, 1/14/95 (at North Florida, 11 x 18)
	11	Rion Rayfield, 1/31/09 (vs. Rollins, 11 x 17)
Season:	110	Seth Evans, 2011-12 (33 games, 110 x 262)
Career:	364	Rion Rayfield, 2007-11 (135 games, 364 x 873)

3-PT FIELD GOALS ATTEMPTED

Game:	22	Chet Galloway, 2/16/94 (vs. North Florida, 8 x 22)
Season:	262	Seth Evans (33 games, 110 x 262)
Career:	873	Rion Rayfield, 2007-11 (135 games, 364 x 873)

3-PT FIELD GOAL PERCENTAGE (For Career: 2 Seasons & 175 Att.)

Season:	.486	Brandon Jenkins, 2007-08 (33 games, 86 x 177)
Career:	.498	Tim Gatz, 1992-95 (103 games, 146 x 367)

FREE THROWS MADE

Game:	22	Don Tobin, 12/15/56 (vs. Western Carolina, 22 x 24)
	22	John Ebeling, 3/7/81 (at Central Florida, 22 x 26)
Season:	284	John Ebeling, 1981-82 (32 games, 284 x 384)
Career:	751	Kevin Capers, 2012-15 (131 games, 751 x 1,005)

FREE THROWS ATTEMPTED

Game:	27	John Ebeling, 12/8/81 (vs. Otterbein, 20 x 27)
Season:	284	John Ebeling, 1981-82 (32 games, 284 x 384)
Career:	1033	John Ebeling, 1979-82 (127 games, 740 x 1,033)

FREE THROW PERCENTAGE (For Career: 2 Seasons & 200 Att.)

Game:	1.000	Michael Dean, 12/28/89 (vs. St. Thomas, 15 x 15)
		Jadin Booth, 2/23/23 (vs. Embry-Riddle, 13x13, SSC Tourn.)
		Jadin Booth, 1/14/23 (at Rollins, 12x12, OT)
		Jadin Booth, 2/11/23 (at Tampa, 11x11)
Season:	.908	Jonathan Lawton, 2018-19 (32 games, 177x195)
Career:	.891	Seth Evans, 2011-13 (63 games, 245 x 275)

ASSISTS

Game:	18	Don Tobin, 1/19/57 (at Tampa)
Season:	249	Jerry Johnson, 1987-88 (34 games), 7.3 apg)
Career:	768	Jerry Johnson, 1985-88 (130 games, 5.9 apg)

STEALS (SINCE 1978)

Game:	9	Marshall Lester, 2/1/78 (vs. Rollins)
	9	Jesse White, 12/7/92 (vs North Central)
Season:	101	Jerry Johnson, 1987-88 (34 games, 3.0 spg)
Career:	283	Jerry Johnson, 1985-88 (130 games, 2.2 spg)

BLOCKS (SINCE 1978)

Game:	12	Jarel Spellman, 2/3/16 vs. Palm Beach Atlantic
Season:	114	Rashaad Singleton, 2008-09 (35 games, 3.3 bpg)
Career:	195	Jarel Spellman, 2016-17 (58 games, 3.4 bpg)

GAMES PLAYED

Career:	135	Rion Rayfield, 2007-11
---------	-----	------------------------

GAMES STARTED

Career:	127	John Ebeling, 1979-82
---------	-----	-----------------------

MINUTES PLAYED

Season:	1,200	Brett Hanson, 2018-19 (33 games, 36.4 avg.)
Career:	4,262	Jerry Johnson, 1985-88 (130 games, (32.8 avg.)

TEAM RECORDS**POINTS**

Game:	146	at Clearwater Christian, 12/19/75 (FSC 146, CC 88)
Season:	3,254	2014-15 (37 games, 87.9 avg.)

SCORING AVERAGE

Season:	93.9	2019-20 (31 games, 2,910 pts.)
---------	------	--------------------------------

SCORING DEFENSE

Season:	61.0	1999-00 (34 games, 2,073 pts.)
---------	------	--------------------------------

SCORING MARGIN

Season:	19.1	1987-88 (34 games, FSC 89.6 - OPP 70.5)
---------	------	---

REBOUNDS

Game:	80	vs. Mississippi College, 2/20/69
Season:	1,518	2008-09 (36 games, 42.2 average)

REBOUNDING AVERAGE

Season:	49.3	1968-69 (25 games, 1,232 pts.)
---------	------	--------------------------------

REBOUNDING MARGIN

Season:	13.7	1975-76 (35 games, FSC 49.1 - OPP 35.4)
---------	------	---

FIELD GOALS MADE

Game:	65	at Clearwater Christian, 12/19/75 (FSC 146, CC 88)
Season:	1,118	1987-88 (34 games - 1,118 x 2,026)

FIELD GOALS ATTEMPTED

Game:	95	vs. Saint Leo, 2/26/72 (60 x 95 - FSC 139, SL 89)
Season:	2,448	2008-09 (36 games - 1,026 x 2,294)

FIELD GOAL PERCENTAGE

Game:	.750	vs. Roberts Wesleyan, 1/3/83 (54 x 72)
Season:	.574	1981-82 (32 games - 726 x 936)

FIELD GOAL DEFENSE

Season:	.353	1956-57 (23 games - 534 x 1,515)
---------	------	----------------------------------

3-PT FIELD GOALS MADE

Game:	23	vs. Miles, 12/20/15 (23x46)
Season:	369	2014-15 (37 games - 369 x 968)

3-PT FIELD GOALS ATTEMPTED

Game:	46	at Rollins, 1/14/23 (21x46, OT)
	46	vs. Rollins, 1/13/18 (18x46)
	46	vs. Miles, 12/20/15 (23x46)
	46	vs. Palm Beach Atlantic (14x46)
Season:	968	2014-15 (37 games - 369 x 968)

3-PT FIELD GOAL PERCENTAGE

Game:	1.000	several times
Season:	.441	1989-90 (31 games, 138 x 313)

FREE THROWS MADE

Game:	48	vs. St. Mary's (MI), 12/15/90 (48 x 54)
Season:	737	2014-15 (37 games, 737 x 965)

FREE THROWS ATTEMPTED

Game:	60	vs. Eckerd, 2/24/80 (47 x 60)
Season:	970	1986-87 (32 games - 682 x 970)

FREE THROW PERCENTAGE

Game:	1.000	at Lynn, 2/14/18 (17 x 17, min. 10 att.)
	1.000	at Nova Southeastern, 1/16/16 (11 x 11, min. 10 att.)
	1.000	vs. Palm Beach Atlantic, 12/28/07 (15 x 15, min. 10 att.)
	1.000	at Southern Indiana, 11/29/08 (16 x 16, min. 10 att.)
	.950	vs. Louisiana Coll., 12/7/68 (19 x 20, min. 20 att.)
Season:	.779	2010-11 (32 games, 570 x 732)

ASSISTS

Game:	37	vs. Otterbein, 11/30/87
Season:	682	1987-88 (34 games, 20.1 apg)

BLOCKS

Game:	15	vs. Palm Beach Atlantic, 2/3/16
Season:	198	2008-09 (36 games, 5.5 bpg)

STEALS

Game:	38	vs. Warner, 12/07/94
Season:	379	1998-99 (36 games, 10.5 spg)

MISCELLANEOUS RECORDS

- MOST WINS** - 36, 2014-15 (36-1)
- MOST LOSSES** - 19, 2005-06 (10-19)
- BEST RECORD** - 36-1 (.973), 2014-15
- MOST GAMES PLAYED** - 37, 2014-15 (36-1)
- BEST WINNING PERCENTAGE** - .973 (36-1), 2014-15
- LONGEST WIN STREAK** - 25 games, 1/7/15 - 3/28/15
- LONGEST HOME WIN STREAK** - 32 games, 12/11/98 - 12/29/00
- LONGEST LOSING STREAK** - 9 games, 1/19/52 - 2/7/52 & 1/20/07 - 2/14/07
- MOST POINTS BY FSC (HALF)** - 80, vs. Webber, 11/14/80 (first half)
- CONSECUTIVE FREE THROWS MADE (IND.)** - 30, Seth Evans (2012-13)
- CONSECUTIVE 3-POINTERS MADE (IND.)**
 - 7 – Stephen Battle (2/28/15 vs. Rollins [7x8])
 - 7 – Cameron Wooten (2/17/07 vs. PBA [1x1] and 2/21/07 vs. SLU [6x6])
 - 7 – Chet Galloway (2/13/93 vs. UT [7x11])

TRIPLE-DOUBLES

Dylan Travis (12/20/15 vs. Miles)	11 pts., 10 reb., 10 ast.
Jarel Spellman (2/03/16 vs. Palm Beach Atlantic)	10 pts., 13 reb., 12 blk.
Jack Rauch (1/14/17 vs. Eckerd)	14 pts., 13 reb., 11 ast.
Brett Hanson (12/14/19 vs. Lynn).....	26 pts., 11 reb., 12 ast.
Jalyn Hinton (3/13/21 vs. Barry)	21 pts., 16 reb., 11 blk.

FSC had played 2,158 games without a triple-double until Travis' game.

FSC MILESTONE VICTORIES

- 1st Win** 12/15/1923 – vs. Lake Wales American Legion, 29-22
 - 500th Win** 12/10/1977 – vs. Hofstra, 91-82
 - 1000th Win** 2/23/1999 – vs. Lynn, 53-52
 - 1500th Win** 12/10/2022 – at Florida Tech, 74-67
- FSC ended 2022-23 season with 1,511 wins*

FSC MILESTONE GAMES

- 1st Game** 12/15/1923 – vs. Lake Wales American Legion (W, 29-22)
- 500th Game** 2/22/1958 – at Mercer (L, 82-99)
- 1000th Game** 1/28/1978 – at Saint Leo (L, 65-70)
- 1500th Game** 2/09/1994 – at Barry (L, 68-87)
- 2000th Game** 3/13/2010 – vs. Barry (L, 59-64)

FSC ended 2022-23 season with 2,378 games played

INDIVIDUAL NCAA STATISTICAL CHAMPIONS

SCORING AVERAGE

1982 – John Ebeling (26.8, 32 GP, 285 FG, 284 FT, 856 PTS)

FIELD GOAL PERCENTAGE

1997 – Andy Robertson (68.0, 32 GP, 183 x 269)

THREE-POINT FIELD GOALS MADE PER GAME

2012 – Seth Evans (3.5, 30 GP, 105 3FG)

BLOCKED SHOTS PER GAME

2020 – Jalyn Hinton (3.39, 95 total)

TOTAL BLOCKS

2020 – Jalyn Hinton (95, 3.39 per game)

TEAM NCAA STATISTICAL CHAMPIONS

WIN-LOST PERCENTAGE

1988 – .913 (31-3)
 2000 – .941 (32-2)
 2015 – .973 (36-1)

SCORING MARGIN

1988 – 19.1 (89.6 Off., 70.5 Def.)

FIELD GOAL PERCENTAGE

1982 – 57.4 (943 x 1,644)
 1988 – 55.2 (1,118 x 2,026)

FIELD GOAL PERCENTAGE - DEFENSE

2000 – 37.2 (702 x 1,887)

FREE THROW PERCENTAGE

1982 – 77.6 (726 x 936)

BLOCKED SHOTS PER GAME

2020 – 6.1 (31 games, 190 blocks)

TOTAL BLOCKS

2020 – 190 (31 games, 6.1 per game)

TEAM - SINGLE GAME SCORING TOP TEN SUPERLATIVES

MOST POINTS SCORED

Table with 3 columns: Rank, Team/Score, Date. Includes: 1. 146 - FSC 146 at Clearwater Christian 88 12/19/75...

MOST POINTS SCORED - HOME

Table with 3 columns: Rank, Team/Score, Date. Includes: 1. 139 - FSC 139 vs. Saint Leo 89 2/26/72...

MOST POINTS SCORED - AWAY

Table with 3 columns: Rank, Team/Score, Date. Includes: 1. 146 - FSC 146 at Clearwater Christian 88 12/19/75...

MOST POINTS ALLOWED

Table with 3 columns: Rank, Team/Score, Date. Includes: 1. 124 - FSC 93 at Miami (FL) 124 1/13/65...

MOST POINTS, BOTH TEAMS COMBINED

Table with 3 columns: Rank, Team/Score, Date. Includes: 1. 238 - FSC 118 at Long Island 121 (20T) 1/02/82...

◇ played at either Methodist Church Gym or at Lakeland High... ‡ played in College Gym... # played in Winter Haven...

FEWEST POINTS SCORED

Table with 3 columns: Rank, Team/Score, Date. Includes: 1. 7 - FSC 7 at Fort Pierce 14 2/10/25...

FEWEST POINTS SCORED (w/SHOT CLOCK)

Table with 3 columns: Rank, Team/Score, Date. Includes: 1. 42 - FSC 42 vs. Grand Valley St. 62 12/30/06...

FEWEST POINTS ALLOWED

Table with 3 columns: Rank, Team/Score, Date. Includes: 1. 8 - FSC 36 vs. Tampa JC 8 ‡ 1/27/32...

FEWEST POINTS ALLOWED (w/SHOT CLOCK)

Table with 3 columns: Rank, Team/Score, Date. Includes: 1. 27 - FSC 115 vs. St. Joseph's (NY) 27 1/02/98...

FEWEST POINTS, BOTH TEAMS

Table with 3 columns: Rank, Team/Score, Date. Includes: 1. 21 - FSC 7 at Fort Pierce 14 2/10/25...

FEWEST POINTS - BOTH TEAMS

Table with 3 columns: Rank, Team/Score, Date. Includes: 1. 79 - FSC 42 vs. Tampa 37 1/15/03...

MOST POINTS IN A LOSS

Table with 3 columns: Rank, Team/Score, Date. Includes: 1. 117 - FSC 117 at LIU-Brooklyn 121 (20T) 1/02/82...

MOST POINTS ALLOWED IN A WIN

Table with 3 columns: Rank, Team/Score, Date. Includes: 1. 113 - FSC 124 vs. Rollins 113 (OT) 2/08/23...

FEWEST POINTS IN A WIN

Table with 3 columns: Rank, Team/Score, Date. Includes: 1. 19 - FSC 19 at Ringling 18 1/27/33...

FEWEST POINTS IN A WIN (w/SHOT CLOCK)

Table with 3 columns: Rank, Team/Score, Date. Includes: 1. 42 - FSC 42 vs. Tampa 37 1/15/03...

LARGEST MARGIN OF VICTORY - OVERALL

Table with 3 columns: Rank, Team/Score, Date. Includes: 1. 88 - FSC 115 vs. St. Joseph's (NY) 27 1/02/99...

LARGEST MARGIN OF VICTORY - HOME

Table with 3 columns: Rank, Team/Score, Date. Includes: 1. 88 - FSC 115 vs. St. Joseph's (NY) 27 1/02/99...

LARGEST MARGIN OF VICTORY - AWAY

Table with 3 columns: Rank, Team/Score, Date. Includes: 1. 58 - FSC 146 at Clearwater Christian 88 12/19/75...

LARGEST MARGIN OF DEFEAT - OVERALL

Table with 3 columns: Rank, Team/Score, Date. Includes: 1. 65 - FSC 47 at North Carolina 112 12/01/69...

LARGEST MARGIN OF DEFEAT - HOME

Table with 3 columns: Rank, Team/Score, Date. Includes: 1. 48 - FSC 29 vs. Florida 77 • 1/06/40...

LARGEST MARGIN OF DEFEAT - AWAY

Table with 3 columns: Rank, Team/Score, Date. Includes: 1. 65 - FSC 47 at North Carolina 112 12/01/69...

*Neutral Site Game

¹ - Sunshine State Conference Tournament

² - NCAA South Regional Tournament

³ - NCAA Elite Eight

100-PT. GAMES BY FSC (160-9)

Date	Opponent	Site	FSC	OPP
12/04/56	Jacksonville NAS	HS W	105	53
1/11/57	Valdosta State	A W	110	56
2/15/61	Jacksonville	HS W	104	99
2/06/62	Rollins	HS W	104	62
2/10/62	Stetson	A W	100	91 (OT)
12/02/63	Southwestern (TN)	HS W	113	90
12/21/63	Tennessee Wesleyan	HS W	102	91
2/08/64	Mercer	HS W	115	93
2/27/64	Tampa	HS W	111	102
2/21/66	Rollins	H W	104	75
2/13/67	Tulane	H W	102	91
12/21/68	Ga. Southwestern	H W	101	57
2/20/69	Mississippi College	H W	119	91
12/01/70	Florida Tech Univ.	H W	123	69
30/2/71	Chicago State	H W	111	85
12/01/71	Florida Tech Univ.	H W	119	69
12/03/71	Saint Leo	H W	104	61
12/10/71	Georgia State	H W	110	80
12/21/71	Carroll (WI)	H W	108	85
1/10/72	Palm Beach Atlantic	Na W	104	60
1/15/72	Florida Tech Univ.	A W	105	83
2/08/72	Birmingham Southern	H W	114	66
2/12/72	Ga. Southwestern	H W	100	58
2/26/72	Saint Leo	H W	139	89
2/29/72	Florida A&M	H W	117	99
1/09/74	Western New England	H W	111	65
1/11/74	Univ. of the South	H W	103	71
1/14/74	Georgia State	H W	105	72
1/19/74	Missouri-St. Louis	H W	106	84
1/30/74	Florida Tech Univ.	A W	102	67
12/20/74	UNC-Asheville	H W	101	77
2/01/75	Oglethorpe	A W	123	80
2/14/75	Georgia College	H W	135	96
12/09/75	Georgia College	H W	119	84
12/19/75	Clearwater Christian	A W	146	88
2/13/76	Florida Memorial	H W	105	89
1/15/77	Dominican	H W	109	55
2/09/77	Eckerd *	H W	100	81
12/17/77	Armstrong State	H W	104	89
1/24/78	Flagler	H W	105	61
2/15/79	Central Florida *	A W	102	90
3/02/79	Tuskegee	H L	102	107
2/09/80	Central Florida *	A W	101	92
2/13/80	Florida Tech	H W	104	51
2/23/80	Eckerd **	H W	101	77
2/24/80	Rollins **	H W	100	74
11/24/80	Webber	H W	135	64
1/31/81	Eckerd *	H W	121	59
2/27/81	Rollins **	H W	108	74
1/02/92	LIU-Brooklyn	A L	117	121 (20T)
1/19/82	Florida Tech *	H W	118	68
2/12/82	Florida Tech *	A W	107	76
2/15/82	Central Florida *	H W	112	95
1/03/83	Roberts Wesleyan	H W	121	41
11/26/84	Edward Waters	H W	109	63
2/16/85	St. Thomas (FL) *	A W	102	80
3/08/85	Albany State	Nb W	108	80
12/13/85	Urbana	H W	101	64
2/25/86	St. Thomas (FL)	A W	120	94
1/02/87	Springfield	H W	104	60
1/14/87	Rollins *	H W	101	86
1/28/87	Saint Leo *	H W	103	85
2/14/87	St. Thomas (FL)	H W	108	86
11/24/87	SUNY-Binghamton	H W	105	71
11/30/87	Otterbein	H W	115	57
12/17/87	Averett	H W	106	53
12/19/87	Illinois Wesleyan	H W	104	65
1/04/88	Colby	H W	101	77
1/13/88	Caldwell	H W	121	71
2/01/88	Saint Leo *	H W	106	56
2/03/88	Eckerd *	H W	102	80
3/04/88	Rollins **	H W	121	89
12/17/88	St. Thomas (FL)	H W	115	89
1/03/89	Univ. of the South	H W	100	53
1/12/89	Maine-Farmington	H W	100	51

2/11/89	Florida Tech *	A W	103	94
11/30/89	Edward Waters	H W	114	48
12/08/89	Fort Valley State	H W	107	79
12/14/89	Savannah State	H W	101	61
1/12/90	Concordia (NY)	H W	103	76
11/30/90	Alaska-Fairbanks	A W	116	99
12/13/90	Knox	H W	105	64
12/15/90	St. Mary's (MI)	H W	126	103
12/29/90	Winona State	H W	107	39
2/23/91	Saint Leo *	H W	101	69
3/05/91	Saint Leo **	H W	101	51
12/07/91	DeVry Institute	H W	106	50
12/07/92	North Central	H W	100	62
1/09/93	DeVry Institute	H W	107	32
1/23/93	Saint Leo *	A W	106	70
2/10/93	North Florida	A W	102	88
11/22/93	Warner Southern	H W	103	71
12/01/93	Palm Beach Atlantic	H W	101	61
12/02/95	Webber	H W	101	79
11/17/97	Palm Beach Atlantic	H W	102	63
12/19/97	Mount Aloysius	H W	101	65
12/30/97	Saint Augustine	Nc W	104	89
11/15/98	Montana-Billings	Nd W	108	78
1/02/99	St. Joseph's (NY)	H W	115	27
12/10/99	Webber	H W	105	50
12/03/00	UPR-Mayaguez	A W	108	65
12/06/00	Webber	H W	112	75
12/19/00	UPR-Humacao	H W	104	55
1/20/01	Florida Tech *	H W	106	59
11/24/01	North Florida	A W	108	104 (20T)
12/07/01	Webber	H W	102	61
11/29/02	Winona State	H W	101	94
11/18/06	UPR-Mayaguez	H W	101	64
11/20/07	UPR-Bayamon	H W	104	85
11/25/07	Flagler	H W	111	80
11/27/07	UPR-Mayaguez	H W	101	75
12/28/07	Palm Beach Atlantic	H W	115	65
11/18/08	UPR-Rio Piedras	H W	109	86
12/15/08	Florida Memorial	H W	105	65
1/17/09	Palm Beach Atlantic	H W	115	85
1/31/09	Rollins *	H W	102	90
3/04/09	Florida Tech **	H W	105	66
11/18/09	UPR-Rio Piedras	H W	103	61
11/24/09	UPR-Bayamon	H W	111	75
11/25/09	St. Ambrose	H W	105	72
1/30/10	Barry *	H W	104	73
2/17/10	Saint Leo *	H W	101	70
1/29/11	Palm Beach Atlantic	H W	105	91
2/26/11	Nova Southeastern *	A W	104	103
3/03/12	Florida Tech **	H W	108	80
11/29/13	Stillman	H W	104	84
12/22/13	Tuskegee	H W	106	90
2/12/14	Eckerd *	A W	104	103
12/05/14	Palm Beach Atlantic	H W	101	74
12/13/14	Bellarmine	A W	101	96 (OT)
12/19/14	Tuskegee	H W	107	65
1/03/15	Barry *	H L	102	107
1/17/15	Florida Tech *	H W	109	96
12/17/15	Eastern New Mexico	H W	100	90
12/20/15	Miles	H W	128	84
12/03/16	Palm Beach Atlantic *	H W	124	95
2/11/17	Embry-Riddle	H W	110	100
12/02/17	Nova Southeastern *	A L	102	105 (OT)
12/06/18	Embry-Riddle *	H W	112	98
12/13/18	Miles	H W	111	74
1/13/18	Rollins *	H L	111	117 (20T)
1/17/18	Tampa *	A W	107	94
1/31/18	Eckerd *	H W	100	96 (OT)
2/03/18	Barry *	H W	109	100 (OT)
2/10/18	Florida Tech *	H W	101	71
2/24/18	Embry-Riddle *	A W	104	97
2/06/19	Florida Tech *	H W	103	92
3/02/19	Rollins *	H W	105	100
11/30/19	Valdosta State	H W	105	94
12/21/19	America International	H W	119	89
1/04/20	Nova Southeastern	H L	103	111 (OT)
1/29/20	Saint Leo *	A W	114	103
2/08/20	Florida Tech *	H W	112	82
2/15/20	Nova Southeastern *	A W	102	96
2/26/20	Eckerd *	H W	109	75

3/08/20	Nova Southeastern **	H W	118	109
2/27/21	Barry	A W	104	87
3/18/21	Palm Beach Atlantic	A W	104	86
11/15/22	Clayton State	A W	100	98
11/25/22	Anderson	H W	112	91
12/18/22	Fort Lauderdale	H W	113	56
1/14/23	Rollins	A W	111	106
1/28/23	Nova Southeastern	H L	107	114
2/04/23	Lynn	A W	100	81
2/08/23	Rollins	H W	124	113 (OT)
2/25/23	Barry	H W	114	93

100-PT. GAMES BY OPP. (15-60)

Date	Opponent	Site	FSC	OPP
1/09/52	Miami (FL)	A L	43	106
12/01/54	Stetson	GG L	77	106
1/16/56	Georgia Teacher's	A L	58	104
12/08/58	Miami (FL)	A L	80	107
2/07/59	Kentucky Wesleyan	A L	66	111
2/18/58	Miami (FL)	A L	85	121
2/25/61	Jacksonville	A L	81	110
12/13/62	Miami (FL)	A L	93	116
1/04/63	Transylvania	HS L	87	102
1/08/64	Colgate	A L	85	117
2/04/64	Stetson	HS L	99	103 (OT)
2/18/64	Miami (FL)	A L	79	120
2/27/64	Tampa	HS W	111	102
1/13/65	Miami (FL)	A L	93	124
1/16/65	Marshall	A L	81	110
1/18/65	Ohio Univ.	A L	71	106
2/13/65	Jacksonville	A L	81	107
1/28/66	Miami (FL)	H L	80	101
2/08/66	Tampa	A L	93	114
1/19/67	Miami (FL)	A L	72	102
12/05/67	Tulane	A L	72	104
2/10/68	Florida State	A L	82	104
2/17/68	Southern Mississippi	H L	88	108
12/01/69	North Carolina	A L	47	112
1/08/70	Rollins	A L	96	110 (20T)
1/23/70	Miami (FL)	H L	92	103
2/06/71	Wake Forest	A L	68	103
1/05/74	Mercer	A L	80	104
3/01/75	South Florida	A L	80	100
2/28/76	Clemson	A L	79	122
2/12/77	Central Florida *	A L	83	104
12/06/77	Southwest Louisiana	A L	85	112
12/18/78	Florida State	A L	75	106
3/02/79	Tuskegee	H L	102	107
1/02/82	LIU-Brooklyn	A L	117	121 (20T)
12/02/84	Evansville	A L	61	100
12/15/90	St. Mary's (MI)	H W	126	103
11/24/01	North Florida	A W	108	104 (20T)
12/09/06	Palm Beach Atlantic	A L	95	100 (OT)
1/24/07	Saint Leo *	A L	95	102 (OT)
12/18/07	BYU-Hawaii	A L	84	103
2/26/11	Nova Southeastern *	A W	104	103
2/12/14	Eckerd *	A W	104	103
1/03/15	Bary *	H L	102	107
1/06/16	Embry-Riddle	A L	91	112
1/23/16	Lynn *	H L	89	100
1/27/16	Barry *	A L	62	101
2/20/16	Embry-Riddle	H L	92	102
11/18/16	Southern Indiana	Ne L	94	108
11/21/16	Rollins *	A L	91	102
12/10/16	Barry *	H L	99	106
2/11/17	Embry-Riddle	H W	110	100
12/02/17	Nova Southeastern *	A L	102	105 (OT)
1/10/18	Barry *	A L	80	102
1/13/18	Rollins *	H L	111	117 (20T)
2/03/18	Barry *	H W	109	100 (OT)
1/29/19	Nova Southeastern *	A L	95	117
3/02/19	Rollins *	H W	105	100
11/20/19	Embry-Riddle *	A L	95	106
1/04/20	Nova Southeastern *	H L	103	111 (OT)
1/29/20	Saint Leo *	A W	114	103
1/29/20	Saint Leo *	A W	114	103
3/03/20	Nova Southeastern **	H W	118	109

11/20/21	Barry *	A	L	93	107
1/05/22	Embry-Riddle *	A	L	89	113
1/22/22	Barry *	H	L	70	100
1/07/23	Embry-Riddle *	A	L	95	106
1/14/23	Rollins *	A	W	111	195
1/28/23	Nova Southeastern *	H	L	107	114
2/08/23	Rollins *	H	W	124	112 (OT)

**OVERTIME GAMES
(59-50)**

(All games single overtime unless noted)

Date	Opponent	Site	FSC	OPP
1/26/35	St. Petersburg JC	H	W	34 31
2/19/36	Bon-Ton Clearners	H	W	34 25
2/04/50	Tampa	H	L	64 74
1/23/51	Jacksonville NAS	A	W	68 64
12/14/53	Howard	H	L	83 85
2/13/54	Miami (FL)	H	L	70 77 (2)
1/22/55	Rollins	H	L	56 64
2/18/55	Erskine	H	L	79 85
1/24/56	Rollins	H	L	91 95 (2)
1/24/57	Rollins	H	W	79 61 (3)
2/26/58	Tampa •	H	W	83 79
2/09/59	Univ. of the South	A	L	67 77
1/11/60	Tampa •	H	W	94 92
2/01/60	Arkansas State	A	L	76 81
2/20/60	Rollins •	H	W	74 67
2/06/61	Southern Miss.	H	L	62 74
12/12/61	Univ. of the South	H	W	93 85 (3)
2/10/72	Stetson	A	W	100 91
1/28/63	Cumberland	H	W	97 95
2/12/63	Jacksonville •	A	L	79 83 (2)
1/25/64	Jacksonville •	A	L	87 88
2/04/64	Stetson •	H	L	99 103
12/02/67	Mercer	H	W	80 86
1/08/70	Rollins	A	L	96 100 (2)
12/05/70	Bethune-Cookman	H	W	99 96
1/02/71	MacMurray	H	W	78 74
2/29/71	Miami (FL)	H	W	96 95
1/12/73	St. Mary's (MD)	H	W	82 79
1/13/73	West Florida	H	L	77 78
2/21/74	Eckerd	A	W	96 92
12/15/77	South Florida	A	L	73 74
2/16/80	Rollins *	A	W	62 60
3/14/80	Virginia Union #	Nf	L	71 78
1/10/81	Northeastern	H	W	80 75
12/08/81	Otterbein	H	L	96 97 (2)
1/02/82	Long Island	A	L	117 121 (2)
3/05/82	Livingston +	H	W	86 79 (3)
3/19/82	Kentucky Wesleyan %	Nf	W	90 89 (2)
12/18/82	Drexel	H	W	63 61
12/21/82	Dartmouth	H	L	62 64
12/29/82	Yale	H^	W	76 71
2/25/83	Biscayne **	H	W	78 76
1/07/84	Bucknell	H	L	77 78
12/18/84	Florida International	A	W	87 84 (2)
1/30/85	Rollins *	A	W	80 78
2/02/85	Tampa *	H	W	74 71
1/03/86	Texas-Arlington	H	W	81 79
12/09/86	Hawaii-Hilo	A	L	65 73
1/03/87	Lehigh	H	L	72 74
2/10/88	Rollins *	A	W	79 76
12/30/89	Nebraska-Omaha	H	W	81 76
2/21/90	Tampa *	A	L	81 84
3/16/90	Jacksonville State +	H	L	99 97
12/19/91	Morningside	H	W	79 75
2/12/92	Rollins *	H	W	78 70
2/26/92	Tampa *	H	W	63 61
12/28/92	Quinnipiac	H	L	72 74
1/30/93	Tampa *	A	L	70 76
12/18/93	Rollins *	Ng	W	82 74
1/15/94	Eckerd *	H	L	93 96
2/28/98	Florida Tech **	H^	W	68 66
11/21/98	Millersville	A	L	64 67
12/11/98	Grand Valley State	H	L	87 94
1/23/99	Tampa *	A	W	76 74

1/29/00	Tampa *	H	W	85	81 (2)
2/26/01	Rollins **	H	W	73	70
3/09/01	Henderson State +	Nh	L	64	69
11/24/01	North Florida	A	W	108	104 (2)
1/10/04	Barry *	H	W	62	57
11/20/05	UPR-Cayey	Ni	W	63	59
2/02/05	Rollins *	A	W	63	53
2/09/05	Lynn *	H	W	66	65
1/21/06	Eckerd *	A	L	71	74
3/02/06	Lynn **	Nj	L	71	75
12/16/06	Florida Memorial	A	L	95	100
1/24/07	Saint Leo *	A	L	95	102
11/17/07	Augusta State	Nk	L	75	76
3/09/08	Tampa **	A	W	83	81
3/08/09	Rollins **	Nm	W	77	76
3/15/09	Arkansas Tech +	H	W	95	92
1/20/10	Tampa *	H	W	95	89
2/03/10	Florida Tech *	A	L	78	79
2/10/10	Eckerd *	A	W	78	74
2/02/11	Florida Tech *	A	L	84	89
12/17/11	Chowan	H	L	81	86
2/01/12	Florida Tech *	A	L	82	83
2/08/12	Eckerd *	A	L	90	98
3/09/13	Eckerd **	Nn	W	85	80
1/22/14	Tampa *	H	W	87	83 (2)
1/29/14	Rollins *	A	L	76	82
2/12/14	Eckerd *	A	W	104	103 (2)
2/19/14	Saint Leo *	H	L	73	76
12/13/15	Bellarmino	A	W	101	96
2/14/15	Florida Tech *	A	W	82	79
11/29/15	So. Carolina-Aiken	A	W	88	80
12/12/15	Palm Bch. Atlantic	A	L	96	99
11/24/17	Le Moyne	H	W	71	68
12/02/17	Nova Southeastern *	A	L	102	105
1/06/18	Lynn *	H	L	90	92
1/13/18	Rollins *	H	L	111	117 (2)
1/31/18	Eckerd *	H	W	100	96
2/03/18	Barry *	H	W	109	100
3/10/18	Morehouse +	A	W	98	97
1/05/19	Lynn *	H	W	88	84
2/16/19	Lynn *	A	L	98	99
12/07/19	Lindenwood (MO)	H	W	98	96
1/04/20	Nova Southeastern *	H	L	103	111
12/18/21	Le Moyne	H	L	89	95
1/12/22	Saint Leo *	H	L	90	99
1/23/22	Embry-Riddle *	H	W	99	93
2/08/23	Rollins *	H	W	124	113

• Florida Intercollegiate Conference Game

* Sunshine State Conf. Game • ** Sunshine State Conference Tournament + NCAA South Regional Tourn. • % NCAA National Championship Tourn. GG-Gilbert Gym • HS-Lakeland High School • H^ -at The Lakeland Center Na-at Rollins • Nb-at Jacksonville St. • Nc-at the Ice Palace (Tampa, FL) Nd-at ESPN Wide World of Sports • Ne-Ford Center (Indianapolis) Nf-at Springfield, MA • Ng-at the Orlando Arena • Nh-at Eckerd Ni-at Florida Gulf Coast • Nj-at Saint Leo • Nk-at Montevallo Nm-at Nova Southeastern • Nn-in Kissimmee

s

**NCAA DIVISION II
NATIONAL TITLES WON BY
SCHOOL**

Kentucky Wesleyan (1966, 1968, 1969, 1973, 1987, 1990 1999, 2001).....	8
Evansville (1959, 1960, 1964 ,1965 ,1971)	5
Northwest Missouri State (2017, 2019, 2021, 2022)	4
Cal State Bakersfield (1993, 1994, 1997)	3
Virginia Union (1980, 1992, 2005)	3
Central Missouri (1984, 2014)	2
FLORIDA SOUTHERN (1981, 2015)	2
Metropolitan State (2000, 2002)	2
North Alabama (1979, 1991)	2
Winona State (2006, 2008)	2
Augustana-S.D. (2016)	1
Barton (2007)	1
Bellarmino (2011)	1
UC Davis (1998)	1
Cal Poly Pomona (2010)	1
Cheyney (1978)	1
District of Columbia (1982)	1
Drury (2013)	1
Ferris State (2018)	1
Findlay (2009)	1
Fort Hays State (1996)	1
Jacksonville State (1985)	1
Kennesaw State (2004)	1
Lowell (1988)	1
Morgan State (1974)	1
Mount Saint Mary's (1962)	1
North Carolina Central (1989)	1
Northeastern State (2003)	1
Nova Southeastern (2023)	1
Old Dominion (1975)	1
Philadelphia-Textile (1970)	1
Puget Sound (1976)	1
Roanoke (1972)	1
Sacred Heart (1986)	1
Southern Indiana (1995)	1
South Dakota (1958)	1
South Dakota State (1963)	1
Tennessee-Chattanooga (1977)	1
Western Washington (2012)	1
Wheaton (1957)	1
Winston-Salem State (1967)	1
Wittenberg (1960)	1
Wright State (1983)	1

INDIVIDUAL - SEASON TOP TEN SUPERLATIVES

POINTS SCORED					FIELD GOAL % (min. 4 FGM/GM)				FREE THROW % (min. 2 FGM/GM)						
GP	FG	3P	FT	PTS	GP	FGM	FGA	PCT	GP	FTM	FTA	PCT			
1. John Ebeling (1981-82)	32	286	-	284	856	1. Simon Harper (1971-72)	28	193	280	.689	1. Jonathan Lawton (2018-19)	32	177	195	.908
2. Kevin Capers (2014-15)	37	252	49	232	785	2. Andy Robertson (1996-97)	32	183	269	.680	2. Bob Salmi (1983-84)	28	94	105	.895
3. Derek Flowers (1990-91)	32	275	1	176	727	3. John Ebeling (1981-82)	32	286	433	.661	3. Chris Brooks (2002-03)	31	124	139	.892
4. Jonathan Lawton (2018-19)	32	222	98	177	719	4. Kris Kearney (1988-89)	30	226	345	.655	4. Seth Evans (2012-13)	30	122	137	.891
5. Jonathan Lawton (2017-18)	32	195	104	215	709	5. Derek Flowers (1990-91)	32	275	421	.653	5. Jadin Booth (2022-23)	27	118	134	.881
6. Brett Hanson (2019-20)	31	283	20	109	695	6. Kris Kearney (1987-88)	34	228	349	.653	6. Mark King (1981-82)	32	126	143	.881
7. John Ebeling (1980-81)	32	236	-	216	688	7. John Ebeling (1979-80)	33	211	328	.643	7. Rion Rayfield (2009-10)	30	108	123	.878
8. Kevin Capers (2013-14)	31	216	22	213	667	8. Kris Kearney (1886-87)	30	168	268	.627	8. Rion Rayfield (2008-09)	36	85	96	.875
9. William Wilcox (1986-87)	30	252	1	161	666	9. Andy Robertson (1995-96)	30	121	194	.624	9. Mack Baker (1972-73)	24	75	86	.871
10. Jerry Johnson (1987-88)	34	231	39	133	634	10. Donolly Tyrell (1987-88)	34	184	296	.622	10. Luke Anderson (2022-23)	27	59	68	.868
SCORING AVERAGE (75% of team's GP)					3-PT. FIELD GOALS MADE				ASSISTS (since 1978)						
GP	PTS	AVG	GP	3FM	3FA	PCT	GP	AST	AVG						
1. John Ebeling (1981-82)	32	856	26.8	1. Seth Evans (2012-13)	33	110	262	420	1. Jerry Johnson (1987-88)	34	249	7.3			
2. Tim Eisnaugle (1963-64)	26	599	23.0	2. Tim Gatz (1994-95)	28	106	251	422	2. Scott Pospichal (1982-83)	31	207	6.7			
3. Derek Flowers (1990-91)	32	688	22.7	3. Seth Evans (2011-12)	30	105	246	427	3. Jerry Johnson (1986-87)	32	201	6.3			
4. Jonathan Lawton (2018-19)	32	719	22.5	4. Jonathan Lawton (2017-18)	32	104	252	413	4. Kurt Alston (1979-80)	32	181	5.7			
5. Brett Hanson (2019-20)	31	695	22.4	5. Jonathan Lawton (2018-19)	32	98	236	415	6. Jerry Johnson (1985-86)	33	178	5.4			
6. Jonathan Lawton (2017-18)	32	709	22.2	6. Rion Rayfield (2010-11)	32	96	220	436	6. Kurt Alston (1978-79)	30	174	5.8			
William Wilcox (1986-87)	30	666	22.2	7. Jadin Booth (2022-23)	27	93	228	408	7. John Buckley (1988-89)	31	169	5.5			
8. Jadin Booth (2022-23)	27	593	22.0	Rion Rayfield (2007-08)	32	93	221	421	8. Shanaka Weerasooriya (1995-96)	30	165	5.5			
9. Bobby Bowman (1966-67)	25	544	21.8	9. Rion Rayfield (2008-09)	36	89	219	406	Scott Pospichal (1981-82)	32	165	5.2			
Bobby Bowman (1964-65)	24	522	21.8	10. Jack Casale (2021-22)	28	86	212	406	10. Brandon Jenkins (2010-11)	32	163	5.1			
				Brandon Jenkins (2007-08)	33	86	177	486	BLOCKS (since 1978)						
REBOUNDS					3-PT. FIELD GOALS ATTEMPTED				GP						
GP	REB	AVG	GP	3PM	3PA	PCT	GP	BLK	AVG						
1. John Ebeling (1981-82)	32	410	12.8	1. Seth Evans (2012-13)	33	110	262	420	1. Rashaad Singleton (2008-09)	35	114	3.3			
2. John Edwards (1973-74)	26	380	14.6	2. Jonathan Lawton (2017-18)	32	104	252	413	2. Jarel Spellman (2016-17)	29	106	3.7			
3. John Edwards (1975-76)	24	378	15.8	3. Tim Gatz (1994-95)	28	106	251	422	3. Jalyn Hinton (2019-20)	28	95	3.4			
4. Tim Eisnaugle (1963-64)	26	374	14.4	4. Seth Evans (2011-12)	30	105	246	427	4. Innocent Kere (1998-99)	36	92	2.6			
5. John Schweisthal (1967-68)	24	370	15.4	5. Jonathan Lawton (2018-19)	32	98	236	415	5. Jarel Spellman (2015-16)	29	90	3.1			
6. Dan Doherty (1964-65)	24	359	15.0	6. Rion Rayfield (2010-11)	32	96	220	436	6. Christophe Humbert (2001-02)	29	72	2.5			
7. John Schweisthal (1968-69)	25	339	13.6	7. Jadin Booth (2022-23)	27	93	228	408	7. Christophe Humbert (2000-01)	30	70	2.3			
8. Innocent Kere (1998-99)	36	337	9.4	7. Rion Rayfield (2007-08)	32	93	221	421	8. Jean-Noel Leuly (2002-03)	31	67	2.2			
9. Dan Doherty (1965-66)	25	331	13.2	8. Rion Rayfield (2010-11)	32	96	220	436	9. Kenny Ebanyat (2003-04)	23	66	2.9			
10. John Ebeling (1979-80)	33	322	9.8	9. Rion Rayfield (2008-09)	36	89	219	406	10. John Ebeling (1981-82)	32	62	1.9			
REBOUNDING AVERAGE (75% of team's GP)					3-PT. FIELD GOAL % (min. 1 FGM/GM)				STEALS (since 1978)						
GP	REB	AVG	GP	3PM	3PA	PCT	GP	STL	AVG						
1. John Edwards (1975-76)	24	378	15.8	1. E.J. Dambreville (2020-21)	10	30	57	526	1. Jerry Johnson (1987-88)	34	101	3.0			
2. John Schweisthal (1967-68)	24	370	15.4	2. Brandon Jenkins (2007-08)	33	86	177	486	2. Jesse White (1992-93)	32	99	3.1			
3. Dan Doherty (1964-65)	24	359	15.0	3. Michael Dean (1989-90)	30	81	170	477	Derek Flowers (1991-92)	32	99	3.1			
4. John Edwards (1973-74)	26	380	14.6	4. Brandon Jenkins (2009-10)	30	79	186	466	4. Cedric Powell (2001-02)	28	86	3.1			
5. Tim Eisnaugle (1963-64)	26	374	14.4	5. Brandon Carroll (2019-20)	31	50	109	459	5. Kevin Capers (2014-15)	37	84	2.3			
6. John Schweisthal (1968-69)	25	339	13.6	6. Tony Newberg (1991-92)	25	41	90	456	6. Kurt Alston (1979-80)	32	80	2.5			
7. John Edwards (1974-75)	23	306	13.3	7. Michael Bradley (1987-88)	33	61	136	449	7. Derek Flowers (1989-90)	31	79	2.5			
Nick Lapolla (1957-58)	23	303	13.3	8. Chet Galloway (1992-93)	26	36	81	445	8. Cedric Powell (1999-00)	34	76	2.2			
9. Dan Doherty (1965-66)	25	331	13.2	9. Trey Moore (2015-16)	29	36	82	439	9. William Wilcox (1986-87)	30	75	2.5			
10. E. J. Dambreville (2020-21)	10	130	13.0	10. Dominique Williams (2014-15)	37	57	130	438	10. Kurt Alston (1978-79)	30	72	2.4			
				Jerry Johnson (1987-88)	34	39	89	438	MINUTES PLAYED (since 1981-82)						
FIELD GOALS MADE					FREE THROWS MADE				GP						
GP	FGM	FGA	PCT.	GP	FTM	FTA	PCT	GP	MIN	AVG.					
1. John Ebeling (1981-82)	32	286	433	.661	1. John Ebeling (1981-82)	32	284	384	.740	1. Brett Hanson (2018-19)	33	1200	36.4		
2. Brett Hanson (2019-20)	31	283	568	.498	2. Kevin Capers (2014-15)	37	232	296	.784	2. John Ebeling (1981-82)	32	1175	36.7		
3. Derek Flowers (1990-91)	32	275	421	.653	3. John Ebeling (1980-81)	32	216	283	.763	3. Brett Hanson (2017-18)	32	1158	36.2		
4. Kevin Capers (2014-15)	37	252	548	.460	4. Jonathan Lawton (2017-18)	32	215	256	.840	4. Mark King (1981-82)	32	1134	35.4		
William Wilcox (1986-87)	30	252	442	.570	5. Kevin Capers (2013-14)	31	213	282	.755	5. Moses Johnson (1981-82)	31	1123	36.2		
6. Mark King (1981-82)	32	245	439	.558	6. Chris Brooks (2003-04)	31	181	229	.790	6. Corey Tumer (1996-97)	32	1117	34.9		
7. Tim Eisnaugle (1963-64)	26	244	489	.498	7. Jonathan Lawton (2018-19)	32	177	195	.908	7. Jonathan Lawton (2018-19)	32	1116	34.9		
8. Brett Hanson (2018-19)	33	241	488	.494	8. Derek Flowers (1990-91)	32	176	228	.772	8. Jerry Johnson (1987-88)	34	1114	32.8		
9. Calvetti Pate (1990-91)	32	241	469	.514	8. John McNulty (1985-86)	33	166	232	.716	9. Brandon Jenkins (2010-11)	32	1099	34.3		
10. Brett Hanson (2017-18)	32	237	451	.525	10. William Wilcox (1986-87)	30	161	219	.735	10. Jerry Johnson (1986-87)	32	1098	34.3		
FIELD GOALS ATTEMPTED					FREE THROWS ATTEMPTED										
GP	FGM	FGA	PCT	GP	FTM	FTA	PCT								
1. Kevin Capers (2014-15)	37	252	548	.460	1. John Ebeling (1981-82)	32	284	384	.740						
2. Brett Hanson (2019-20)	31	283	568	.498	2. Kevin Capers (2014-15)	37	232	296	.784						
3. Jonathan Lawton (2018-19)	32	222	500	.444	3. John Ebeling (1980-81)	32	216	283	.763						
4. Bobby Bowman (1964-65)	24	211	490	.431	4. Kevin Capers (2013-14)	31	213	282	.755						
5. Tim Eisnaugle (1963-64)	26	244	489	.498	5. Jonathan Lawton (2017-18)	32	215	256	.840						
6. Brett Hanson (2018-19)	33	241	488	.494	6. John McNulty (1985-86)	33	166	232	.716						
7. Calvetti Pate (1990-91)	32	241	469	.514	7. Chris Brooks (2003-04)	31	181	229	.790						
8. Dan Wright (1975-76)	26	234	464	.504	8. Derek Flowers (1990-91)	32	176	228	.772						
9. Donolly Tyrell (1989-890)	31	212	458	.463	9. William Wilcox (1986-87)	30	161	219	.735						
10. Jonathan Lawton (2017-18)	32	195	455	.429	10. Christophe Humbert (2001-02)	29	136	212	.642						
Dominique Williams (2015-16)	28	199	455	.437											

TEAM - SEASON TOP TEN SUPERLATIVES

POINTS SCORED

1. 3254 - (2014-15)	37 gm. (87.9 ppg)
2. 3047 - (1987-88)	34 gm. (89.6 ppg)
3. 3025 - (2008-09)	36 gm. (84.0 ppg)
4. 2910 - (2019-20)	31 gm. (93.9 ppg)
5. 2829 - (2017-18)	32 gm. (88.4 ppg)
6. 2801 - (2012-13)	33 gm. (84.9 ppg)
7. 2757 - (2007-08)	33 gm. (83.5 ppg)
8. 2747 - (2018-19)	33 gm. (83.2 ppg)
9. 2724 - (2013-14)	31 gm. (87.0 ppg)
10. 2700 - (1998-99)	30 gm. (75.0 ppg)

SCORING AVERAGE

1. 93.9 - (2019-20)	31 gm. (2910 pts.)
2. 92.5 - (2022-23)	28 gm. (2589 pts.)
3. 89.6 - (1987-88)	34 gm. (3047 pts.)
4. 88.4 - (2017-18)	32 gm. (2829 ppg)
5. 87.9 - (2014-15)	37 gm. (3254 pts.)
87.9 - (2013-14)	31 gm. (2724 pts.)
7. 87.3 - (1971-72)	28 gm. (2557 pts.)
8. 86.4 - (1963-64)	26 gm. (2248 pts.)
9. 86.0 - (1975-76)	26 gm. (2236 pts.)
10. 85.2 - (2009-10)	30 gm. (2557 pts.)

SCORING DEFENSE

1. 61.0 - (1999-00)	34 gm. (2073 pts.)
2. 61.6 - (2004-05)	28 gm. (1868 pts.)
3. 62.0 - (2003-04)	31 gm. (1922 pts.)
4. 62.6 - (1998-99)	36 gm. (2700 pts.)
5. 64.1 - (2002-03)	31 gm. (1987 pts.)
6. 64.3 - (1990-91)	30 gm. (1930 pts.)
7. 64.5 - (1996-97)	32 gm. (2290 pts.)
8. 66.2 - (1990-91)	32 gm. (2117 pts.)
9. 66.3 - (1992-93)	32 gm. (2120 pts.)
10. 67.3 - (1956-57)	23 gm. (1548 pts.)

SCORING MARGIN

1. 19.1 - (1987-88)	34 gm. (FS 89.6, OP 70.5)
2. 16.7 - (1956-57)	23 gm. (FS 84.0, OP 67.3)
3. 16.5 - (1999-00)	34 gm. (FS 76.5, OP 61.0)
4. 16.4 - (1990-91)	32 gm. (FS 82.6, OP 66.2)
5. 14.6 - (1989-90)	31 gm. (FS 83.8, OP 69.2)
14.6 - (1971-72)	28 gm. (FS 87.3, OP 72.7)
7. 13.8 - (2014-15)	37 gm. (FS 87.9, OP 74.1)
8. 13.0 - (1992-93)	32 gm. (FS 79.3, OP 66.3)
9. 12.9 - (2000-01)	30 gm. (FS 80.4, OP 67.5)
10. 12.4 - (1998-99)	36 gm. (FS 75.0, OP 62.6)

REBOUNDS

1. 1518 - (2008-09)	36 gm. (42.2 rpg)
2. 1465 - (1998-99)	36 gm. (40.7 rpg)
3. 1446 - (1999-00)	34 gm. (42.5 rpg)
4. 1414 - (2014-15)	37 gm. (38.2 rpg)
5. 1366 - (1971-72)	27 gm. (48.7 rpg)
6. 1303 - (1997-98)	30 gm. (43.3 rpg)
7. 1300 - (2019-20)	31 gm. (41.9 rpg)
8. 1277 - (1975-76)	26 gm. (49.1 rpg)
9. 1256 - (2013-14)	31 gm. (40.5 rpg)
10. 1246 - (2000-01)	30 gm. (41.5 rpg)

REBOUNDING AVERAGE

1. 49.3 - (1968-69)	25 gm. (1232 reb.)
2. 49.2 - (1957-58)	23 gm. (1131 reb.)
3. 49.1 - (1975-76)	26 gm. (1277 reb.)
4. 48.7 - (1971-72)	28 gm. (1366 reb.)
48.7 - (1958-59)	25 gm. (1219 reb.)
6. 47.7 - (1970-71)	26 gm. (1241 reb.)
7. 47.4 - (1960-61)	24 gm. (1137 reb.)
8. 47.2 - (1972-73)	25 gm. (1180 reb.)
9. 47.1 - (1976-77)	25 gm. (1177 reb.)
10. 46.6 - (1959-60)	24 gm. (1118 reb.)

REBOUND MARGIN

1. 13.7 - (1975-76)	26 gm (FS 49.1, OP 35.4)
2. 13.2 - (1971-72)	28 gm (FS 48.7, OP 35.5)
3. 11.2 - (1973-74)	26 gm (FS 44.3, OP 33.1)
4. 10.8 - (1972-73)	25 gm (FS 47.2, OP 36.4)
5. 9.8 - (1999-00)	34 gm (FS 42.5, OP 32.7)
6. 8.4 - (1981-82)	32 gm (FS 36.9, OP 28.5)
7. 7.7 - (1968-69)	25 gm (FS 49.3, OP 41.6)
8. 7.6 - (1967-68)	24 gm (FS 44.9, OP 37.4)
9. 7.0 - (1965-66)	25 gm (FS 45.3, OP 38.3)
10. 6.9 - (2002-03)	31 gm (FS 39.9, OP 33.0)

FIELD GOALS MADE

1. 1118 - (1987-88)	34 gm. (2026 FGA)
2. 1079 - (2014-15)	37 gm. (2448 FGA)
3. 1063 - (2019-20)	31 gm. (2169 FGA)
4. 1026 - (2008-09)	36 gm. (2294 FGA)
5. 1016 - (2017-18)	32 gm. (2182 FGA)
6. 999 - (1985-86)	33 gm. (1853 FGA)
7. 994 - (1990-91)	32 gm. (1881 FGA)
994 - (1979-80)	33 gm. (1895 FGA)
9. 988 - (2012-13)	33 gm. (2201 FGA)
10. 983 - (1971-72)	28 gm. (1881 FGA)

FIELD GOALS ATTEMPTED

1. 2448 - (2014-15)	37 gm. (1079 FGM)
2. 2294 - (2008-09)	36 gm. (1026 FGM)
3. 2201 - (2012-13)	33 gm. (988 FGM)
4. 2182 - (2017-18)	32 gm. (1016 FGM)
5. 2180 - (1998-99)	36 gm. (955 FGM)
6. 2169 - (2019-20)	31 gm. (1062 FGM)
7. 2150 - (2018-19)	33 gm. (973 FGM)
8. 2096 - (2013-14)	31 gm. (965 FGM)
9. 2048 - (2007-08)	33 gm. (946 FGM)
10. 2026 - (1987-88)	34 gm. (1118 FGM)

FIELD GOAL PERCENTAGE

1. .574 - (1981-82)	32 gm. (943 x 1644)
2. .552 - (1987-88)	34 gm. (1118 x 2026)
3. .547 - (1982-83)	31 gm. (880 x 1607)
4. .539 - (1985-86)	33 gm. (999 x 1853)
5. .530 - (1973-74)	26 gm. (877 x 1686)
6. .529 - (1988-89)	31 gm. (904 x 1710)
7. .528 - (1990-91)	32 gm. (994 x 1881)
8. .526 - (1986-87)	32 gm. (958 x 1821)
.526 - (1980-81)	32 gm. (944 x 1795)
10. .525 - (1992-93)	32 gm. (942 x 1794)
.525 - (1984-85)	31 gm. (939 x 1788)

FIELD GOAL DEFENSE

1. .353 - (1956-57)	23 gm. (534 x 1515)
2. .372 - (1999-00)	34 gm. (702 x 1887)
3. .373 - (2002-03)	31 gm. (660 x 1768)
4. .384 - (2000-01)	30 gm. (668 x 1739)
5. .385 - (2004-05)	28 gm. (665 x 1511)
6. .387 - (2003-04)	31 gm. (651 x 1684)
.387 - (2001-02)	29 gm. (786 x 1666)
8. .385 - (2004-05)	28 gm. (553 x 1438)
9. .386 - (1998-99)	36 gm. (780 x 2020)
10. .396 - (1957-58)	23 gm. (655 x 1606)

3-PT. FIELD GOALS MADE

1. 359 - (2014-15)	37 gm. (968 3PA)
2. 345 - (2015-16)	29 gm. (913 3PA)
3. 340 - (2007-08)	33 gm. (836 3PA)
4. 315 - (2021-22)	30 gm. (859 3PA)
5. 310 - (2017-18)	32 gm. (860 3PA)
6. 309 - (2008-09)	36 gm. (818 3PA)
7. 288 - (2010-11)	32 gm. (697 3PA)
8. 283 - (2022-23)	28 gm. (722 3PA)
9. 279 - (2012-13)	33 gm. (795 3PA)
10. 271 - (2019-20)	31 gm. (778 3PA)

3-PT. FIELD GOALS ATTEMPTED

1. 968 - (2014-15)	37 gm. (359 3PM)
2. 913 - (2015-16)	29 gm. (345 3PM)
3. 860 - (2017-18)	32 gm. (310 3PM)
4. 859 - (2021-22)	30 gm. (315 3PM)
5. 836 - (2007-08)	33 gm. (340 3PM)
6. 818 - (2008-09)	36 gm. (818 3PM)
7. 795 - (2012-13)	33 gm. (279 3PM)
8. 778 - (2019-20)	31 gm. (271 3PM)
9. 737 - (2018-19)	33 gm. (555 3PM)
10. 722 - (2022-23)	28 gm. (283 3PM)
722 - (2016-17)	29 gm. (242 3PM)

3-PT FIELD GOAL PERCENTAGE

1. .441 - (1989-90)	31 gm. (138 x 313)
2. .429 - (2009-10)	30 gm. (261 x 608)
3. .426 - (1987-88)	34 gm. (142 x 333)
4. .413 - (2010-11)	32 gm. (288 x 697)
5. .407 - (2007-08)	33 gm. (340 x 836)
6. .405 - (1991-92)	30 gm. (155 x 383)
7. .394 - (1988-89)	31 gm. (102 x 259)
8. .392 - (2022-23)	28 gm. (283 x 722)
9. .383 - (1994-95)	28 gm. (155 x 405)
10. .379 - (2002-03)	31 gm. (180 x 475)

FREE THROWS MADE

1. 737 - (2014-15)	37 gm. (965 FTA)
2. 726 - (1981-82)	32 gm. (936 FTA)
3. 682 - (1986-87)	32 gm. (970 FTA)
4. 670 - (1979-80)	33 gm. (933 FTA)
5. 669 - (1987-88)	34 gm. (946 FTA)
6. 664 - (2009-09)	36 gm. (951 FTA)
7. 639 - (1985-86)	33 gm. (919 FTA)
8. 612 - (1984-85)	31 gm. (925 FTA)
9. 611 - (1980-81)	32 gm. (859 FTA)
10. 610 - (2013-14)	31 gm. (833 FTA)

FREE THROWS ATTEMPTED

1. 970 - (1986-87)	32 gm. (682 FTM)
2. 965 - (2014-15)	37 gm. (737 FTM)
3. 951 - (2009-09)	36 gm. (664 FTM)
4. 946 - (1987-88)	34 gm. (669 FTM)
5. 936 - (1981-82)	32 gm. (726 FTM)
6. 933 - (1979-80)	33 gm. (670 FTM)
7. 925 - (1984-85)	31 gm. (612 FTM)
8. 919 - (1985-86)	33 gm. (639 FTM)
9. 904 - (1999-00)	34 gm. (594 FTM)
10. 873 - (1998-99)	36 gm. (584 FTM)

FREE THROW PERCENTAGE

1. .794 - (2022-23)	28 gm. (448 x 564)
2. .779 - (2010-11)	32 gm. (570 x 732)
3. .776 - (1981-82)	32 gm. (726 x 936)
4. .767 - (1967-68)	24 gm. (424 x 549)
5. .764 - (2015-16)	29 gm. (401 x 525)
.764 - (2014-15)	37 gm. (737 x 965)
7. .756 - (2009-10)	30 gm. (472 x 624)
.756 - (1982-83)	31 gm. (587 x 776)
9. .748 - (1977-78)	27 gm. (469 x 627)
10. .741 - (2002-03)	31 gm. (534 x 721)

ASSISTS (since 1979-80)

1. 682 - (1987-88)	34 gm. (20.1 apg)
2. 636 - (2008-09)	36 gm. (17.7 apg)
3. 624 - (2007-08)	33 gm. (18.9 apg)
4. 612 - (2014-15)	37 gm. (16.5 apg)
5. 600 - (1985-86)	33 gm. (18.2 apg)
6. 599 - (1992-93)	32 gm. (18.7 apg)
7. 588 - (2019-20)	31 gm. (19.0 apg)
8. 584 - (2010-11)	32 gm. (18.3 apg)
9. 575 - (1986-87)	32 gm. (18.0 apg)
10. 567 - (1989-90)	31 gm. (17.7 apg)

BLOCKS (since 1979-80)

1. 198 - (2008-09)	36 gm. (5.5 bpg)
2. 190 - (2019-20)	31 gm. (6.1 bpg)
3. 167 - (1998-99)	36 gm. (4.6 bpg)
4. 166 - (2000-01)	30 gm. (5.5 bpg)
5. 162 - (2003-04)	31 gm. (5.2 bpg)
6. 160 - (2002-03)	31 gm. (5.2 bpg)
7. 156 - (2001-02)	29 gm. (5.4 bpg)
8. 154 - (2016-17)	29 gm. (5.3 bpg)
9. 142 - (2015-16)	29 gm. (4.0 bpg)
10. 126 - (2007-08)	33 gm. (3.8 bpg)
126 - (1999-00)	34 gm. (3.7 bpg)

STEALS (since 1979-80)

1. 379 - (1998-99)	36 gm. (10.5 spg)
2. 360 - (2012-13)	33 gm. (10.9 spg)
3. 357 - (1997-98)	30 gm. (11.9 spg)
4. 353 - (1992-93)	32 gm. (11.0 spg)
5. 346 - (1990-91)	32 gm. (10.8 spg)
6. 342 - (1999-00)	34 gm. (10.1 spg)
7. 336 - (2014-15)	37 gm. (9.1 spg)
8. 313 - (2000-01)	30 gm. (10.4 spg)
9. 308 - (1984-85)	31 gm. (9.9 spg)
10. 306 - (1995-96)	30 gm. (10.2 spg)

INDIVIDUAL CAREER - TOP TEN SUPERLATIVES

POINTS SCORED					FIELD GOALS PCT. (min. 400 ATT)					FREE THROWS PCT. (min. 200 ATT)					
GP	FG	3P	FT	PTS	GP	FGM	FGA	PCT.	GP	FTM	FTA	PCT			
1. John Ebeling (1979-82)	127	887	-	740	2514	1. Andy Robertson (1994-97)	117	494	770	.642	1. Seth Evans (2011-13)	63	245	275	.891
2. Kevin Capers (2012-15)	131	71	88	751	2319	Jalyn Hinton (2020-21)	40	281	439	.640	2. Jonathan Lawton (2018-19)	64	292	451	.669
3. Brett Hanson (2017-20)	125	918	97	305	2238	3. Kris Kearney (1986-89)	123	704	1110	.634	3. Rion Rayfield (2007-11)	135	398	466	.854
4. Rion Rayfield (2008-11)	135	554	364	398	1870	4. Simon Harper (1971-72)	54	363	595	.610	4. Chris Brooks (2003-05)	62	305	368	.829
5. Kris Kearney (1986-89)	123	704	0	458	1869	5. John Ebeling (1979-82)	127	887	1459	.608	5. Dylan Travis (2015-16)	61	244	299	.816
6. Bobby Bowman (1963-67)	98	703	0	367	1773	6. Derek Flowers (1988-91)	106	518	853	.607	6. Brandon Jenkins (2008-11)	131	225	276	.815
7. Donolly Tyrell (1987-90)	123	678	0	412	1768	7. Donolly Tyrell (1987-90)	123	678	1131	.599	7. Michael Dean (1989-90)	60	220	271	.812
8. Jerry Johnson (1985-88)	130	607	57	391	1662	8. Chris Lee (1990-93)	87	261	448	.583	8. Mark King (1980-82)	96	208	257	.809
9. John Edwards (1973-76)	94	671	-	272	1614	9. Brett Bailey (2010-13)	115	457	800	.571	9. Michael Volovic (2015-17)	88	220	273	.806
10. E.J. Dambreville (2019-23)	127	536	234	227	1533	10. John Edwards (1973-76)	94	671	1179	.569	10. Gary McGriff (1968-70)	65	208	260	.800
SCORING AVERAGE (min. 2 years)					3-PT. FIELD GOALS MADE					ASSISTS (since 1978)					
GP	PTS	AVG	GP	3PM	3PA	PCT	GP	AST	AVG						
1. Jonathan Lawton (2018-19)	64	1428	22.3	1. Rion Rayfield (2008-11)	135	364	873	.417	1. Jerry Johnson (1985-88)	130	768	5.9			
2. John Ebeling (1979-82)	127	2514	19.8	2. Jonathan Lawton (2018-19)	64	292	488	.414	2. Rion Rayfield (2007-11)	135	544	4.0			
3. Dan Wright (1975-76)	52	1001	19.5	3. Brandon Jenkins (2008-11)	131	265	629	.421	3. Brandon Jenkins (2008-11)	131	511	3.9			
4. John McNamara (1956-59)	71	1336	18.8	4. E.J. Dambreville (2019-23)	127	234	634	.369	4. Tyler Kelly (2012-15)	131	498	3.8			
5. Michael Dean (1989-90)	60	1108	18.5	5. Seth Evans (2010-13)	63	215	508	.423	5. Kevin Capers (2012-15)	131	467	3.6			
Simon Harper (1971-72)	54	1001	18.5	6. Terry Jenkins (2009-11)	90	205	488	.420	6. Brett Hanson (2017-20)	125	439	3.5			
7. Tim Eisnaugle (1962-64)	51	934	18.3	7. Mike McManamey (1996-99)	121	196	575	.341	7. Corey Tumer (1996-99)	128	424	3.3			
8. Bobby Bowman (1963-67)	98	1773	18.1	8. Nick Railsback (1998-01)	130	193	567	.340	8. John Buckley (1985-89)	114	410	3.6			
9. Brett Hanson (2017-20)	125	2238	17.9	9. Braxton Williams (2005, 2007-09)	119	185	494	.374	9. Cedric Powell (2000-02)	91	406	4.5			
10. Kevin Capers (2012-15)	131	2319	17.7	10. Michael Volovic (2015-17)	88	182	496	.392	10. Scott Pospichal (1981-83)	68	378	5.6			
REBOUNDS					3-PT. FIELD GOALS ATTEMPTED					BLOCKS (since 1978)					
GP	REB	AVG	GP	3PM	3PA	PCT	GP	BLK	AVG						
1. John Ebeling (1979-82)	127	1362	10.7	1. Rion Rayfield (2008-11)	135	364	873	.417	1. Jarel Spellman (2016-17)	58	196	3.4			
2. John Edwards (1973-76)	94	1214	12.9	2. E.J. Dambreville (2019-23)	127	234	634	.369	2. Christophe Humbert (2000-02)	93	162	1.7			
3. E.J. Dambreville (2019-23)	127	951	7.5	3. Brandon Jenkins (2008-11)	131	265	629	.421	3. John Ebeling (1979-82)	127	160	1.3			
4. Kris Kearney (1986-89)	123	946	7.7	4. Mike McManamey (1996-99)	121	196	575	.341	4. Innocent Kere (1998-00)	100	157	1.6			
5. John Mullis (1960-63)	97	889	9.3	5. Nick Railsback (1998-01)	130	193	567	.340	5. Kenny Ebanyat (2003-05)	80	138	1.7			
6. Innocent Kere (1998-00)	100	878	8.8	6. Dominic Lane (2011-14)	104	169	532	.318	6. Jalyn Hinton (2020-21)	40	135	3.4			
7. Brett Hanson (2017-20)	125	844	6.8	7. Seth Evans (2010-13)	63	215	508	.423	7. Eric Osborne (1995-98)	117	120	1.0			
8. Andy Robertson (1994-97)	117	808	6.9	8. Michael Volovic (2015-17)	88	182	496	.392	8. Rashaad Singleton (2009)	35	114	3.3			
9. Jack Rauch (2017-20)	119	780	6.6	9. Braxton Williams (2005, 2007-09)	119	185	494	.374	9. Andy Robertson (1994-97)	117	107	0.9			
10. Donolly Tyrell (1987-90)	123	717	5.8	10. Jonathan Lawton (2018-19)	64	292	488	.414	Derek Flowers (1988-91)	106	107	1.0			
REBOUND AVERAGE (min. 2 years)					3-PT. FIELD GOAL PCT. (min. 175 att)					STEALS (since 1978)					
GP	REB	AVG	GP	3PM	3PA	PCT	GP	STL	AVG						
1. John Schweisthal (1968-69)	49	709	14.5	1. Tim Gatz (1992-95)	103	146	367	.498	1. Jerry Johnson (1985-88)	130	283	2.2			
2. Dan Doherty (1964-66)	49	690	14.1	2. Michael Dean (1989-90)	60	128	286	.448	2. Kevin Capers (2012-15)	131	261	2.0			
3. Nick Lapolla (1956-58)	46	613	13.3	3. Tony Newberg (1991-93)	70	82	191	.429	3. Corey Tumer (1996-99)	128	231	1.8			
4. John Edwards (1973-76)	94	1214	12.9	4. Seth Evans (2010-13)	63	215	508	.423	4. Brett Hanson (2017-20)	125	216	1.7			
5. Tim Eisnaugle (1963-64)	51	618	12.1	5. Brandon Jenkins (2008-11)	131	265	629	.421	5. Derek Flowers (1988-91)	106	213	1.7			
6. Simon Harper (1971-72)	54	585	10.8	6. Terry Jenkins (2009-11)	90	205	488	.420	6. Cedric Powell (2000-02)	91	211	2.3			
7. John Ebeling (1979-82)	127	1362	10.7	7. Rion Rayfield (2008-11)	135	364	873	.417	7. Ellery Boykin (2002-05)	115	188	1.6			
8. Herbert Berry (1973-74)	50	465	9.3	8. Jonathan Lawton (2018-19)	64	292	488	.414	8. Larry Murphy (1990-93)	104	166	1.6			
Jalyn Hinton (2020-21)	40	365	9.1	9. Cameron Wooten (2007-08, 10-11)	122	105	255	.412	9. Rion Rayfield (2007-11)	135	160	1.2			
10. Innocent Kere (1998-00)	100	878	8.8	10. Dominique Williams (2013-16)	123	181	452	.400	10. Nick Railsback (1998-01)	130	156	1.2			
FIELD GOALS MADE					FREE THROWS MADE					GAMES PLAYED					
GP	FGM	FGA	PCT.	GP	FTM	FTA	PCT	GP							
1. Brett Hanson (2017-20)	125	918	1862	.493	1. Kevin Capers (2012-15)	131	751	1005	.747	1. Rion Rayfield (2007-11)	135				
2. John Ebeling (1979-82)	127	887	1459	.608	2. John Ebeling (1979-82)	127	740	1033	.716	2. Jamie Phillips (1997-00)	132				
3. Kevin Capers (2012-15)	131	740	1581	.468	3. Kris Kearney (1986-89)	123	458	634	.722	3. Kevin Capers (2012-15)	131				
4. Kris Kearney (1986-89)	123	704	1110	.634	4. Donolly Tyrell (1987-90)	123	412	566	.728	Tyler Kelly (2012-15)	131				
5. Bobby Bowman (1963-67)	98	703	1584	.444	5. Rion Rayfield (2007-11)	135	398	466	.854	Brandon Jenkins (2008-11)	131				
6. Donolly Tyrell (1987-90)	123	678	1131	.599	6. Jonathan Lawton (2018-19)	64	293	451	.669	6. Nick Railsback (1998-01)	130				
7. John Edwards (1973-76)	94	671	1179	.569	7. Jerry Johnson (1985-88)	130	391	550	.711	Jerry Johnson (1985-88)	130				
8. Jerry Johnson (1985-88)	130	607	1175	.517	8. Bobby Bowman (1963-67)	98	367	480	.765	8. Corey Tumer (1996-99)	128				
9. Rion Rayfield (2007-11)	135	554	1357	.408	9. Corey Tumer (1996-99)	128	354	522	.678	9. E.J. Dambreville (2019-23)	127				
10. John McNamara (1957-59)	71	544	1196	.455	Henry Feldman (1959-62)	94	354	512	.691	John Ebeling (1979-82)	127				
FIELD GOALS ATTEMPTED					FREE THROWS ATTEMPTED					GAMES STARTED (since 1981-82)					
GP	FGM	FGA	PCT.	GP	FTM	FTA	PCT	GP	GS						
1. Brett Hanson (2017-20)	125	918	1862	.493	1. John Ebeling (1979-82)	127	740	1033	.716	1. John Ebeling (1979-82)	127	127			
2. Bobby Bowman (1963-67)	98	703	1584	.444	2. Kevin Capers (2012-15)	131	751	1005	.747	2. Jerry Johnson (1985-88)	130	125			
3. Kevin Capers (2012-15)	131	740	1581	.468	3. Kris Kearney (1986-89)	123	458	634	.722	3. Tyler Kelly (2012-15)	131	120			
4. John Ebeling (1979-82)	127	887	1459	.608	4. Donolly Tyrell (1987-90)	123	412	566	.728	4. Brett Hanson (2017-20)	125	115			
5. Rion Rayfield (2007-11)	135	554	1357	.408	5. Rion Rayfield (2007-11)	135	398	466	.854	5. Kris Kearney (1986-89)	123	113			
6. Brandon Jenkins (2008-11)	131	521	1240	.420	6. Jonathan Lawton (2018-19)	64	293	451	.669	6. Rion Rayfield (2007-11)	135	106			
7. E.J. Dambreville (2019-23)	127	536	1200	.447	7. Jimmie Baker (1996-99)	126	325	489	.665	7. Braxton Williams (2005, 2007-09)	119	103			
8. John Mullis (1960-63)	97	516	1198	.431	8. Rob Eldridge (2007-09)	97	346	488	.709	8. Jack Rauch (2017-20)	119	102			
9. John McNamara (1957-59)	71	544	1196	.455	9. Bobby Bowman (1963-67)	98	367	480	.765	9. Innocent Kere (1998-00)	100	100			
10. John Edwards (1973-76)	94	671	1179	.569	10. Brett Hanson (2017-20)	125	305	470	.649	Andy Robertson (1994-97)	117	100			

MINUTES PLAYED (since 1983-84)					GP	MIN
1. Brett Hanson (2017-20)	126	4391				
2. Jerry Johnson (1985-88)	130	4262				
3. Rion Rayfield (2007-11)	135	3930				
4. Brandon Jenkins (2008-11)	131	3825				
5. Corey Tumer (1996-99)	128	3784				
6. Kris Kearney (1986-89)	123	3622				
7. E.J. Dambreville (2019-23)	127	3534				
8. Donolly Tyrell (1987-90)	123	3254				
9. Tyler Kelly (2012-15)	131	3218				
10. Kevin Capers (2012-15)	131	3205				

1,000-POINT CLUB						GP	FG	3P	FT	PTS
1. John Ebeling (1979-82)	127	887	-	740	2514					
2. Kevin Capers (2012-15)	131	740	88	751	2319					
3. Brett Hanson (2017-20)	125	928	97	305	2238					
4. Rion Rayfield (2008-11)	135	554	364	398	1870					
5. Kris Kearney (1986-89)	123	704	0	458	1869					
6. Bobby Bowman (1963-67)	98	703	-	367	1773					
7. Donolly Tyrell (1987-90)	123	678	0	412	1768					
8. Jerry Johnson (1985-88)	130	607	57	391	1662					
9. John Edwards (1973-76)	94	671	-	272	1614					
10. E.J. Dambreville (2019-23)	127	536	234	227	1533					
11. Brandon Jenkins (2008-11)	131	521	265	225	1532					
12. Jonathan Lawton (2018-19)	64	417	292	392	1428					
13. Corey Tumer (1996-99)	128	463	137	354	1417					
14. Rob Eldridge (2007-09)	97	484	97	346	1411					
15. Derek Flowers (1988-91)	106	518	2	329	1367					
16. John McNamara (1957-59)	71	544	-	248	1336					
17. John Mullis (1960-63)	97	516	-	269	1290					
18. Andy Robertson (1994-97)	117	494	0	292	1280					
19. Dominique Williams (2013-16)	123	435	181	222	1273					
20. Jack Rauch (2017-20)	119	439	101	240	1219					
21. Jimmie Baker (1996-99)	126	428	13	325	1194					
22. Innocent Kere (1998-00)	100	440	0	297	1177					
23. Drew Tucker (1976-80)	99	450	-	267	1167					
24. John Saunders (1993-96)	100	469	11	213	1162					
25. Marshall Lester (1975-78)	94	462	-	235	1159					

26. Bill Drost (1991-94)	113	425	59	235	1144					
27. Christophe Humbert (2000-02)	93	396	5	317	1114					
28. Michael Dean (1989-90)	60	380	128	220	1108					
29. Brian Radon (1979-82)	118	403	-	294	1100					
30. Seth Evans (2011-12)	63	318	215	245	1096					
31. Mark King (1980-82)	96	442	-	208	1092					
32. Dominic Lane (2011-14)	104	387	169	133	1076					
33. Brett Bailey (2010-13)	115	457	0	161	1075					
34. Derek Heard (1999-02)	117	378	23	285	1064					
35. Fred Lapper (1951-53)	n/a	n/a	n/a	n/a	1057					
36. Frank DeSavino (1953-56)	n/a	n/a	n/a	n/a	1052					
37. Mike Huber (1964-66)	68	411	-	230	1051					
38. John McNulty (1985-86)	61	377	-	296	1050					
39. Terry Jenkins (2009-11)	90	337	205	150	1029					
Chris Brooks (2003-04)	62	323	67	305	1029					
41. Mike McManamey (1996-99)	121	339	196	154	1028					
42. E.J. Dambreville (2019-22)	99	363	171	129	1026					
43. Tim Gatz (1992-95)	103	294	146	270	1004					
44. Michael Volovic (2015-17)	88	300	182	220	1002					
45. Dan Wright (1975-76)	52	436	-	129	1001					
Simon Harper (1971-72)	54	363	-	275	1001					

500-REBOUND CLUB				GP	REB	AVG
1. John Ebeling (1979-82)	127	1362	10.7			
2. John Edwards (1973-76)	94	1214	12.9			
3. E.J. Dambreville (2019-23)	127	951	7.5			
4. Kris Kearney (1986-89)	123	946	7.7			
5. John Mullis (1960-63)	97	889	9.3			
6. Innocent Kere (1998-00)	100	878	8.8			
7. Brett Hanson (2017-20)	125	844	6.8			
8. Henry Feldman (1959-62)	94	814	8.7			
9. Andy Robertson (1994-97)	117	808	6.9			
10. Jack Rauch (2017-20)	119	780	6.6			
11. Frank Scuder (1957-60)	81	734	9.1			
12. Marshall Lester (1975-78)	94	720	7.7			
13. Donolly Tyrell (1987-90)	123	717	5.8			
14. John Schweisthal (1968-69)	49	709	14.5			
14. Dan Doherty (1964-66)	49	690	14.1			

16. E.J. Dambreville (2019-22)	99	674	6.8			
17. Christophe Humbert (2000-02)	92	671	7.2			
18. Kenny Ebanyat (2003-05)	80	660	8.3			
19. Jimmie Baker (1996-99)	126	621	4.9			
20. Tim Eisnaugle (1963-64)	51	618	12.1			
21. Brandon Jenkins (2008-11)	131	616	4.7			
22. Nick Lapolla (1957-58)	46	613	13.3			
23. Derek Heard (1999-02)	117	612	5.2			
24. Eric Osborne (1995-98)	117	603	5.2			
25. Bill Drost (1991-94)	113	589	5.2			
26. John Thompson (2009-10)	66	585	8.9			
Simon Harper (1971-72)	54	585	10.8			
28. Brett Bailey (2010-13)	115	557	4.8			
29. Andre Grant (2006-08)	89	543	6.1			
30. John Jurecko (1967-70)	85	532	6.2			
31. Bill Chambers (1995-78)	89	520	5.8			
32. Tyler Ross (2015-18)	115	515	4.5			
33. James Gilchrist (1972-73)	53	512	9.7			

1000 POINTS AND 500 REBOUNDS				GP	PTS	REB
1. John Mullis (1960-63)	97	1290	889			
2. Simon Harper (1971-72)	54	1001	585			
3. John Edwards (1973-76)	94	1614	1214			
4. Marshall Lester (1975-78)	94	1159	720			
5. John Ebeling (1979-82)	127	2514	1362			
6. Kris Kearney (1986-89)	123	1869	946			
7. Donolly Tyrell (1987-90)	123	1768	717			
8. Derek Flowers (1988-91)	106	1367	642			
9. Bill Drost (1991-94)	113	1144	589			
10. Andy Robertson (1994-97)	117	1280	808			
11. Jimmie Baker (1996-99)	126	1194	621			
12. Innocent Kere (1998-00)	100	1177	878			
13. Derek Heard (1999-02)	117	1064	612			
14. Christophe Humbert (2000-02)	93	1114	671			
15. Brandon Jenkins (2008-11)	131	1532	616			
16. Brett Bailey (2010-13)	115	1075	557			
17. Brett Hanson (2017-19)	125	2238	844			
18. Jack Rauch (2017-20)	119	1219	780			
19. E.J. Dambreville (2019-22)	127	1533	951			

INDIVIDUAL SCORING RECORDS

MOST POINTS, OVERALL

50 - John Ebeling	vs. Otterbein *	12/08/81
46 - Kevin Capers	vs. Tuskegee	3/15/14
44 - John Edwards	vs. Georgia College	2/14/75
43 - Bob Bowman	vs. Mercer	2/08/64
43 - Bob Bowman	at Miami (FL)	1/13/65

* double overtime game (scored 8 points in OT)

MOST POINTS, SSC GAME

42 - Jonathan Lawton	vs. Lynn	1/05/19
41 - Tim Gatz	at North Florida	1/14/95
40 - Chet Galloway	at North Florida	2/16/94
39 - Jadin Booth	at Rollins **	1/14/23
39 - Jonathan Lawton	vs. Lynn	1/16/18
39 - Lester Wright	at Central Florida	2/15/79
39 - John Ebeling	at Eckerd	2/22/82

** overtime game (scored 13 points in OT)

MOST POINTS, SSC TOURNAMENT GAME

37 - Kevin Capers	vs. Tampa	3/09/14
33 - Jalyn Hinton	vs. Rollins	3/16/21
32 - Brett Hanson	vs. Embry-Riddle	3/05/20
31 - Brett Hanson	vs. Lynn	3/03/20
31 - John Ebeling	vs. Biscayne	2/26/82
31 - Derek Flowers	vs. Saint Leo	3/05/91

MOST POINTS, NCAA TOURNAMENT GAME

46 - Kevin Capers	vs. Tuskegee	3/15/14
40 - John Ebeling	at Central Florida	3/07/81
36 - Lester Wright	vs. Tuskegee	3/02/79
32 - Kevin Capers	vs. North Alabama	3/16/13
32 - John McNulty	vs. West Georgia*	3/07/86
32 - John Ebeling	vs. Ky. Wesleyan	3/19/82

1979 SSC Tournament played at UCF

1986 and '94 SSC Tournament played at Tampa

1991 SSC semifinals and final played at Rollins

1995 and '97 SSC Tournament played at The Lakeland Center

2004 SSC Tournament played at Rollins

2013-15 SSC Tour. played at the Silver Spurs Arena (Kissimmee)

2019 SSC Tournament played at Nova Southeastern

All other games listed played at Florida Southern

1982 NCAA Finals played in Springfield, MA

1986 NCAA Regional played at Tampa

All other games listed played at Florida Southern

Table with 5 columns: Year, Player Name, GP, FGM, FGA, PCT. Lists player statistics from 1973-74 to 2022-23.

REBOUNDBING AVERAGE

Table with 5 columns: GP, REB, AVG.

FIELD GOALS MADE

Table with 5 columns: Year, Player Name, GP, FGM, FGA, PCT. Lists field goal statistics from 1956-57 to 1981-82.

Table with 5 columns: Year, Player Name, GP, FGM, FGA, PCT. Lists player statistics from 1982-83 to 2022-23.

FIELD GOALS MADE

Table with 5 columns: GP, FGM, FGA, PCT.

FIELD GOAL PERC. (min. 4 FGM/GM)

Table with 5 columns: Year, Player Name, GP, FGM, FGA, PCT. Lists field goal percentage statistics from 1956-57 to 1991-92.

Table with 5 columns: Year, Player Name, GP, FGM, FGA, PCT. Lists player statistics from 1992-93 to 2022-23.

FIELD GOAL % (min. 4 FGM/GM)

Table with 5 columns: GP, FGM, FGA, PCT.

3-PT. FIELD GOALS MADE

Table with 5 columns: GP, 3PM, 3PA, PCT.

Table with 5 columns: Year, Player Name, GP, 3PM, 3PA, PCT. Lists 3-point field goal statistics from 1986-87 to 2022-23.

3-PT. FIELD GOALS MADE

Table with 5 columns: GP, 3PM, 3PA, PCT.

3-PT. FIELD GOAL % (min. 1 3PTM/GM)

Table with 5 columns: Year, Player Name, GP, 3PM, 3PA, PCT. Lists 3-point field goal percentage statistics from 1986-87 to 1988-89.

1985-86	William Wilcox	33	16	0.5	2015-16	Jarel Spellman	29	90	3.1	1995-96	Antatius Clark	30	67	2.2	
1986-87	Kris Kearney	30	30	1.0	2016-17	Jarel Spellman	29	106	3.7	1996-97	Corey Turner	32	68	2.1	
1987-88	Kris Kearney	34	34	1.0	2017-18	Slinky Jones	32	56	1.8	1997-98	Corey Turner	30	67	2.2	
1988-89	Kris Kearney	30	28	0.9	2018-19	Slinky Jones	33	45	1.4	1998-99	Jimmie Baker	36	61	1.7	
1989-90	Derek Flowers	31	51	1.6	2019-20	Jalyn Hinton	28	95	3.4	1999-00	Cedric Powell	34	76	2.2	
1990-91	Derek Flowers	32	37	1.2	2020-21	Jalyn Hinton	12	40	3.3	2000-01	Nick Railsback	30	53	1.8	
1991-92	Randy Hagerdon	29	21	0.8	2021-22	Xavier Rhodes	27	18	0.7	2001-02	Cedric Powell	28	86	3.1	
1992-93	Bill Drost	32	33	1.0	2022-23	Luke Anderson	27	30	1.1	2002-03	Ellery Boykin	30	57	1.9	
1993-94	Andy Robertson	27	20	0.7	BLOCKED SHOTS			GP	BLK	AVG	2003-04	Reggie Richardson	31	44	1.4
1994-95	Andy Robertson	28	31	1.1	STEALS			GP	STL	AVG	2004-05	Ellery Boykin	28	60	1.2
1995-96	Eric Osborne	30	30	1.0	1977-78	Marshall Lester	27	56	2.1	2005-06	Hurley Dunbar	28	55	2.0	
1996-97	Eric Osborne	32	39	1.2	1978-79	Kurt Alston	30	72	2.4	2006-07	Brandon McDonald	27	39	1.4	
1997-98	Eric Osborne	30	36	1.2	1979-80	Kurt Alston	32	80	2.5	2007-08	Zach Smith	33	52	1.6	
1998-99	Innocent Kere	36	92	2.6	1980-81	Mike Hayes	32	47	1.5	2008-09	Rashaad Singleton	35	114	3.3	
1999-00	Innocent Kere	34	33	0.9	1981-82	Scott Pospichal	32	40	1.3	2009-10	Rion Rayfield	30	45	1.5	
2000-01	Innocent Kere	30	70	2.3	1982-83	Scott Pospichal	31	48	1.5	2010-11	Rion Rayfield	32	43	1.3	
2001-02	Christophe Humbert	29	72	2.5	1983-84	Travis Stanley	28	45	1.6	2011-12	Kevin Capers	30	56	1.9	
2002-03	Jean-Noel Leuly	31	67	2.2	1984-85	Jerry Johnson	31	59	1.9	2012-13	Seth Evans	33	68	2.1	
2003-04	Kenny Ebanyat	23	66	2.9	1985-86	Jerry Johnson	33	59	1.8		Kevin Capers	33	68	2.1	
2004-05	Kenny Ebanyat	28	48	1.7	1986-87	William Wilcox	30	75	2.5	2013-14	Kevin Capers	31	53	1.7	
2005-06	Michael Simms	27	16	0.6	1987-88	Jerry Johnson	34	101	3.0	2014-15	Kevin Capers	37	84	2.3	
2006-07	Will Graham	28	58	2.1	1988-89	Kris Kearney	30	38	1.3	2015-16	Dylan Travis	24	50	2.1	
2007-08	Will Graham	33	53	1.6	1989-90	Derek Flowers	31	79	2.5	2016-17	Brett Hanson	29	41	1.4	
2008-09	Rashaad Singleton	35	114	3.3	1990-91	Derek Flowers	32	99	3.1	2017-18	Jonathan Lawton	32	63	2.0	
2009-10	John Thompson	30	26	0.9	1991-92	Larry Murphy	30	51	1.7	2018-19	Brett Hanson	33	61	1.8	
2010-11	Andre Hawkins	32	17	0.5	1992-93	Jesse White	32	99	3.1	2019-20	Brett Hanson	31	61	2.0	
2011-12	Kevin Capers	30	19	0.6	1993-94	Tim Gatz	27	59	2.2	2020-21	Xavier Rhodes	12	24	2.0	
2012-13	Brant Leitnaker	26	15	0.6	1994-95	Ivan Williams	28	52	1.9	2021-22	Xavier Rhodes	27	45	1.7	
2013-14	Stephen Battle	31	28	0.9						2022-23	Wes Bongiorno	26	32	1.2	
2014-15	Stephen Battle	37	45	1.2						STEALS	GP	STL	AVG		



Mr. George Jenkins (center) gets ready to toss up the ball for the ceremonial first tip-off when the field house opened on December 5, 1965.



The new lobby was made possible by the generosity of Chas and Susan Smith



GEORGE W. JENKINS FIELD HOUSE

- **Opened:** December 3, 1965
- **Named for George W. Jenkins, President of Publix Super Markets**
 - ★ one of the college's main benefactors
 - ★ Mr. Jenkins was named FSC Honorary Chancellor in 1956
 - ★ FSC awarded Mr. Jenkins an honorary degree of Doctor of Laws in 1957, citing him as one of Lakeland's outstanding citizens and as "a leader of Florida in the support of humanitarian causes, or education, and of community progress."
- **Size:** 40,000 square feet (main floor measures 130' x 190')
- **Construction:** Utilized the steel framework of three B-47 bomber hangars acquired from MacDill Air Force Base in Tampa
- **Cost:** Just over \$500,000
- **Architects:** Nils Schweizer Associates of Winter Park (Schweitzer was an apprentice of Frank Lloyd Wright, who designed 12 buildings at FSC)
- **Renovations:**
 - ★ Conference room (later named in honor of Clayton and Mary Lee Lyons) and Athletics Offices added in 1988
 - ★ Interior in 2011 with new bleachers and sound system
 - ★ Lobby in 2013 and named in honor of Chas and Susan Smith
 - ★ Arena rededicated on Nov. 24, 2018 as the Streamline Sale Arena at the George W. Jenkins Field House
 - ★ New floor and sub-floor installed in Summer of 2022
- **First Event:** FSC Men's Basketball vs. Rollins College, December 3, 1965 (The building was so new, the Mocs had not set foot on the court until warming up that evening. Attendance was announced at 1,600.)
- **"Honorary Tip-Off":** Mr. Jenkins was on hand for the ceremonial "first tip" between FSC's Dan Doherty and Rollins' Millard Nixon.
- **First Basket:** Dick Gensler (FSC Men's Basketball)
- **First Men's Basketball Win in Jenkins Field House:**
 - ★ December 3, 1965 - FSC 89, Rollins 59 (Citrus Tournament)
- **First Women's Basketball Win in Jenkins Field House:**
 - ★ January 21, 1978 - FSC 90, Eckerd 18
- **First Volleyball Win in Jenkins Field House:**
 - ★ September 29, 1976 - FSC 2, Seminole Junior College 0 (15-5, 15-3)


FSC IN THE NABC WEEKLY POLL

SEASON	Pre	1	2	3	4	5	6	7	8	9	10	11	12	13	14	15	Final
1975-76	--	8	★1★	★1★	7	15	T-15	--	--	--	--	--	--	--	--	--	--
1979-80	--	--	11	T-3	3	★1★	2	T-★1★	--	--	--	--	--	--	--	--	★1★
1980-81	--	--	--	--	--	--	--	--	T-20	--	--	--	--	--	--	--	17
1981-82	--	--	--	--	--	--	--	13	10	--	--	--	--	--	--	--	11
1982-83	--	--	--	--	--	18	17	--	19	14	--	--	--	--	--	--	14
1984-85	--	3	2	2	16	15	18	13	9	--	--	--	--	--	--	--	10
1985-86	--	17	--	--	--	--	--	--	--	--	--	--	--	--	--	--	16
1986-87	--	--	--	--	--	--	20	13	8	--	--	--	--	--	--	--	4
1987-88	--	★1★	★1★	T-3	2	2	★1★	4	★1★	--	--	--	--	--	--	--	★1★
1988-89	--	--	--	--	--	19	T-13	9	--	--	--	--	--	--	--	--	6
1989-90	--	T-14	13	15	--	--	--	--	--	--	--	--	--	--	--	--	--
1990-91	--	3	8	10	9	8	5	3	--	--	--	--	--	--	--	--	4
1992-93	--	--	--	18	15	--	20	18	--	--	--	--	--	--	--	--	13
1993-94	--	12	7	--	--	--	--	--	--	--	--	--	--	--	--	--	18
1995-96	--	14	12	--	--	--	20	13	10	9	--	--	--	--	--	--	10
1996-97	--	--	--	--	--	--	--	--	--	--	--	--	--	--	--	--	T-20
1997-98	12	8	8	6	6	8	13	8	11	17	12	--	--	--	--	--	--
1998-99	15	--	--	--	--	--	--	20	15	12	14	--	--	--	--	--	21
1999-00	7	4	4	4	2	2	2	5	3	3	★1★	★1★	--	--	--	--	★1★
2000-01	★1★	★1★	★1★	★1★	--	--	--	25	--	--	24	--	--	--	--	--	17
2001-02	3	9	9	8	20	--	--	--	--	--	--	--	--	--	--	--	--
2002-03	--	--	25	19	19	15	18	16	20	--	25	--	--	--	--	--	22
2005-06	--	23	13	8	8	--	--	--	--	--	--	--	--	--	--	--	--
2007-08	--	--	--	--	--	--	--	22	22	--	23	25	22	--	--	--	16
2008-09	4	3	17	--	--	--	--	--	--	--	20	22	17	22	20	--	11
2009-10	8	4	4	3	2	2	2	9	16	13	11	16	T-12	11	12	--	13
2010-11	6	21	--	--	--	--	--	--	--	--	--	--	--	--	--	--	--
2011-12	--	22	--	--	--	--	--	--	--	--	--	--	--	--	--	--	--
2012-13	--	22	--	--	--	--	16	20	14	9	8	6	6	14	10	--	8
2013-14	9	5	5	4	4	4	4	4	3	2	2	6	10	8	12	16	10
2014-15	9	6	4	3	2	2	7	6	3	3	2	★1★	★1★	★1★	★1★	--	★1★
2018-19	22	12	21	15	10	7	22	22	--	--	23	19	23	--	--	25	25
2019-20	--	18	24	22	19	17	14	11	9	7	6	6	5	5	5	5	5
2020-21	5	4	21	15	10	7	22	22	--	--	23	19	23	--	--	--	--
2021-22	23	--	--	--	--	--	--	--	--	--	--	--	--	--	--	--	--
2022-23	--	21	16	17	14	19	--	--	--	--	--	--	--	--	--	--	--


FSC'S NABC RANKING HISTORY

Number of Weeks in Rankings	246
Consecutive Weeks in Rankings	43
Number of Weeks in Top 10	123
Consecutive Weeks in Top 10	23
Full Season in Poll (Last)	6 (2014-15)
Highest Ranking	1 (last on 3/10/15)
Highest Final Ranking	1 (4x) (1979-80, 1986-87, 1999-00, 2014-15)
Last Week Ranked	Week 5, 12/21/22
Times Ranked #1	12
Consecutive Weeks at #1	5
Last #1 Ranking	3/10/15


NATIONAL ASSOCIATION OF BASKETBALL COACHES ALL-AMERICANS




DON TOBIN
1956-57




SIMON HARPER
1971-72




JOHN EDWARDS
1975-76




MARSHALL LESTER
1977-78




JOHN EBELING
1979-80 - 3rd Team
1980-81 - 1st Team
1981-82 - 1st Team




JOHN McNULTY
1985-86 - 2nd Team




KRIS KEARNEY
1987-88 - 1st Team
1988-89 - 1st Team



JERRY JOHNSON
1987-88 - 1st Team



DONOLLY TYRELL
1989-90 - 1st Team



ANDY ROBERTSON
1996-97 - 3rd Team



INNOCENT KERE
1999-00 - 1st Team



KEVIN CAPERS
2013-14 - 1st Team
2014-15



JONATHANLAWTON
2018-19



BRETT HANSON
2019-20

FLORIDA SOUTHERN RETIRED NUMBERS

#41 – JOHN EDWARDS

John Edwards, a 1976 All-American, set three school records playing from 1973 to 1976 and finished as the program's second all-time scoring leader (1,614 points) and all-time rebounder (1,214). He now ranks seventh in career scoring and second in rebounding, and at the time of his graduation he was the career rebounding leader for all of NCAA Division II. Edwards' jersey, number 41, was the first basketball number to be retired.

#31 – JOHN EBELING

John Ebeling, a three-time All-American, played from 1979-82, leading the Mocs to three straight Final Four appearances including the 1981 national championship. The 1982 NCAA Division II Player-of-the-Year set 15 school records and is the Mocs' all-time leading scorer (2,514) and rebounder (1,362). His jersey, number 31, was the second to be retired.

#3 – JERRY JOHNSON

Jerry Johnson, a 1988 All-American, played from 1985 to 1988 and was the 1988 NCAA Division II Player of the Year. He helped lead the Mocs to two Final Four appearances and set school records for career assists (768) and steals (283), and was fifth in career scoring (1,662). His jersey, number 3, was the third to be retired.

#42 – KRIS KEARNEY

Kris Kearney, a two-time All-American, played from 1986-89 and helped lead the Mocs to two Final Four appearances. The 1989 Division II Player-of-the-Year finished as the Mocs' second all-time leading scorer (1,869) and third all-time rebounder (946). His jersey, number 42, was the fourth basketball jersey to be retired.

POSTSEASON HONORS

NATIONAL PLAYER OF THE YEAR

1981-82	John Ebeling	Sr.
1987-88	Jerry Johnson	Sr.
1988-89	Kris Kearney	Sr.
2019-20	Brett Hanson	Sr.

BASKETBALL WEEKLY

NATIONAL PLAYER OF THE YEAR

1981-82	John Ebeling	Sr.
---------	--------------	-----

FRANCIS P. NAISMITH AWARD

(best college player under 6'0" - any Div.)
1987-88 Jerry Johnson (5'11") Sr.

ALL-AMERICA

1956-57	Don Tobin	Jr.	HM
1971-72	Simon Harper	Sr.	
1975-76	John Edwards	Sr.	
1976-78	Marshall Lester	Sr.	

NABC ALL-AMERICA

1979-80	John Ebeling	So.	3rd
1980-81	John Ebeling	Jr.	1st
1981-82	John Ebeling	Sr.	1st
1985-86	John McNulty	Sr.	2nd
1987-88	Jerry Johnson	Sr.	1st
	Kris Kearney	Jr.	1st
1988-89	Kris Kearney	Sr.	1st
1989-90	Donolly Tyrell	Sr.	1st
1996-97	Andy Robertson	Sr.	3rd
1999-00	Innocent Kere	Jr.	1st
2013-14	Kevin Capers	Jr.	1st
2014-15	Kevin Capers	Sr.	1st
2018-19	Jonathan Lawton	Sr.	1st
2019-20	Brett Hanson	Sr.	1st
2022-23	Jadin Booth	R-So.	1st

BEVO FRANCIS AWARD

WATCH LIST

2018-19	Jonathan Lawton (Top 25)	Sr.
2019-20	Brett Hanson (Top 14)	Sr.
	Jalyn Hinton (Top 100)	Jr.

SPORTING NEWS ALL-AMERICA

1981-82	John Ebeling	HM
---------	--------------	----

(only non-D1 player to be so recognized)

BASKETBALL GAZETTE ALL-AMERICA

1989-90	Donolly Tyrell	Sr.	
1990-91	Derek Flowers	Sr.	1st

BASKETBALL TIMES ALL-AMERICA

1990-91	Derek Flowers	Sr.	
1999-00	Innocent Kere	Jr.	1st
2000-01	Christophe Humbert	So.	3rd
2003-04	Chris Brooks	Sr.	2nd
2013-14	Kevin Capers	Jr.	2nd
2014-15	Kevin Capers	Sr.	1st
2018-19	Jonathan Lawton	Sr.	3rd

BennettRank.com PLAYER OF THE YEAR

2014-15	Kevin Capers	Sr.
---------	--------------	-----

BennettRank.com ALL-AMERICA

2014-15	Kevin Capers	Sr.	1st
---------	--------------	-----	-----

DAKTRONICS ALL-AMERICA

2013-14	Kevin Capers	Jr.	2nd
2014-15	Kevin Capers	Sr.	1st

DIV. II CONFERENCE COMMISSIONERS ASSOCIATION ALL-AMERICA

2018-19	Jonathan Lawton	Sr.	2nd
---------	-----------------	-----	-----

D-II BULLETIN ALL-AMERICA

1995-96	Antatius Clark	Jr.	HM
1996-97	Andy Robertson	Sr.	HM
1999-00	Innocent Kere	Jr.	2nd
2003-04	Chris Brooks	Sr.	1st
2009-10	John Thompson	Sr.	3rd
2010-11	Rion Rayfield	R-Sr.	HM
2013-14	Kevin Capers	Jr.	2nd
2014-15	Kevin Capers	Sr.	1st
2015-16	Dylan Travis	Sr.	HM
2018-19	Jonathan Lawton	Sr.	2nd
2019-20	Brett Hanson	Sr.	2nd

D-II BULLETIN

FRESHMAN ALL-AMERICA

1999-00	Ronnie Clark
2003-04	Hurley Dunbar

D-II BULLETIN

ALL-FRESHMAN TEAM

2011-12	Kevin Capers
---------	--------------

NCAA ALL-TOURNAMENT

1979-80	John Ebeling	So.
1980-81	John Ebeling – MVP	Jr.
1981-82	John Ebeling	Sr.
1987-88	Jerry Johnson	Sr.
2014-15	Kevin Capers – MVP	Sr.
	Dylan Travis	Jr.

SELECTED TO PLAY IN NABC ALL-STAR GAME

1981-82	John Ebeling *	Sr.
1987-88	Jerry Johnson	Sr.
1988-89	Kris Kearney	Sr.
2009-10	John Thompson	Sr.
2010-11	Rion Rayfield	R-Sr.
2015-16	Dylan Travis	Sr.
2018-19	Jonathan Lawton	Sr.
2019-20	Brett Hanson	Sr.

DIVISION II BULLETIN

NATIONAL PLAYER OF THE MONTH

Nov. 2015	Dylan Travis	Sr.
-----------	--------------	-----

USBWA DIVISION II

NATIONAL PLAYER OF THE WEEK

12/16/14	Tyler Kelly	Sr.
11/24/15	Dylan Travis	Sr.

D2CIDA

NATIONAL PLAYER OF THE WEEK

11/12/22	E.J. Dambreville	R-Sr.
----------	------------------	-------

D-II BULLETIN PLAYER OF THE MONTH

Feb. 2015	Kevin Capers	Sr.
-----------	--------------	-----

AT&T LONG DISTANCE AWARD

Feb. 1993	Chet Galloway	Jr.
1994-95	Tim Gatz	Sr.

NABC SOUTH REGION PLAYER OF THE YEAR

2019-20	Brett Hanson	Sr.
---------	--------------	-----

NABC ALL-DISTRICT

1983-84	Travis Stanley	Sr.	2nd
1985-86	John McNulty	Sr.	1st
1986-87	Jerry Johnson	Jr.	1st

	William Wilcox	Sr.	1st
1987-88	Jerry Johnson	Sr.	1st
	Kris Kearney	Jr.	2nd
1988-89	Kris Kearney	Sr.	1st
	Donolly Tyrell	Jr.	2nd
	Donolly Tyrell	Sr.	2nd
1989-90	Donolly Tyrell	Sr.	2nd
1990-91	Derek Flowers	Sr.	1st
1997-98	Corey Tumer	Jr.	2nd
1999-00	Innocent Kere	Jr.	1st
2000-01	Christophe Humbert	So.	
2002-03	Matt Story	Sr.	1st
2003-04	Chris Brooks	Sr.	2nd
2007-08	Rob Eldridge	Jr.	2nd
2008-09	Rob Eldridge	Sr.	2nd
	Rion Rayfield	So.	2nd
2009-10	John Thompson	Sr.	1st
2010-11	Rion Rayfield	R-Sr.	1st
2013-14	Kevin Capers	Jr.	1st
2014-15	Kevin Capers	Sr.	1st
2015-16	Dylan Travis	Sr.	HM
2017-18	Jonathan Lawton	Jr.	2nd
2018-19	Jonathan Lawton	Sr.	1st
	Brett Hanson	Jr.	2nd
2019-20	Brett Hanson	Sr.	1st
2022-23	Jadin Booth	R-So.	1st
	E.J. Dambreville	R-Sr.	2nd

NABC TEAM OF THE WEEK

2/06/18

SOUTH REGION ALL-TOURNAMENT

1979-80	John Ebeling	So.
1980-81	John Ebeling – MVP	Jr.
1981-82	John Ebeling	Sr.
1983-84	Glenn Hanson	Jr.
	Jerry Johnson	Fr.
1985-86	John McNulty – MVP	Sr.
1986-87	Kris Kearney – MVP	So.
	Jerry Johnson	Jr.
	William Wilcox	Sr.
1987-88	Jerry Johnson – MVP	Sr.
	Kris Kearney	Jr.
1988-89	Michael Dean	Sr.
1989-90	Donolly Tyrell	Sr.
1990-91	Derek Flowers	Sr.
1992-93	Bill Drost	Jr.
1998-99	Corey Tumer – MVP	Sr.
	Innocent Kere	So.
	Jimmie Baker	Sr.
1999-00	Innocent Kere	Jr.
	Ian Foster	Jr.
2008-09	Rob Eldridge	Sr.
	John Thompson	Jr.
2009-10	Rion Rayfield	R-Jr.
2012-13	Seth Evans – MVP	Sr.
	Kevin Capers	Fr.
2013-14	Kevin Capers	Jr.
2014-15	Kevin Capers – MVP	Sr.
	Bubby Johnson	Sr.
2017-18	Jonathan Lawton	Jr.
2018-19	Brett Hanson	Jr.
	Jonathan Lawton	Sr.

DAKTRONICS ALL-REGION PLAYER OF THE YEAR

2003-04	Chris Brook	Sr.
2013-14	Kevin Capers	Jr.
2014-15	Kevin Capers	Sr.

DAKTRONICS ALL-REGION

2001-02	Christophe Humbert	Jr.	
2003-04	Chris Brook	Sr.	
2007-08	Rob Eldridge	Jr.	2nd
2010-11	Rion Rayfield	R-Sr.	1st

2012-13	Seth Evans	Sr.	1st
2013-14	Kevin Capers	Jr.	
2014-15	Kevin Capers	Sr.	1st
	Stephen Battle	Sr.	2nd

DIV. II CONFERENCE COMMISSIONERS ASSOC. REGION PLAYER OF THE YEAR

2018-19	Jonathan Lawton	Sr.
2019-20	Brett Hanson	Sr.

DIV. II CONFERENCE COMMISSIONERS ASSOCIATION ALL-REGION

2017-18	Jonathan Lawton	Jr.	2nd
2018-19	Jonathan Lawton	Sr.	1st
	Brett Hanson	Jr.	2nd
2019-20	Brett Hanson	Sr.	1st
	Jalyn Hinton	Jr.	2nd
2022-23	Jadin Booth	R-So.	1st
	E.J. Dambreville	R-Sr.	2nd

SSC SILVER ANNIVERSARY MEN'S BASKETBALL TEAM (1976-2001)

John Ebeling	1979-82
Derek Flowers	1988-91
Jerry Johnson	1985-88
Kris Kearney	1986-89

TOP PLAYER OF THE FIRST 25 YEARS	
John Ebeling	1979-82
TOP COACH OF THE FIRST 25 YEARS	
Hal Wissel	1978-82

ALL-FLORIDA INTERCOLLEGIATE CONFERENCE

1955-56	Frank DeSavino		
	Dale Collins		
1956-57	John McNamara	So.	
1956-57	John McNamara	Jr.	
1957-58	John McNamara	Jr.	
1958-59	Robert Goding	So.	
1961-62	Mac Mullis	Jr.	2nd
	Ed Kershner	Jr.	2nd
1962-63	Mac Mullis	Sr.	
	Ricky Duncan	Sr.	
	Tim Eisnagle	Jr.	
	Ed Kershner	Sr.	
1963-64	Bobby Bowman	So.	2nd
1964-65	Bobby Bowman	Jr.	
1965-66	Jim Hayes	Jr.	

SSC TOURNAMENT

MOST VALUABLE PLAYERS

1979-80	Kurt Alston	Sr.
1980-81	John Ebeling	Jr.
1982-83	Tom Ridley	Sr.
1985-86	Glenn Hanson	Sr.
1987-88	Jerry Johnson	Sr.
1988-89	Kris Kearney	Sr.
1989-90	Michael Dean	Sr.
1997-98	Eric Osborne	Sr.
1998-99	Corey Tumer	Sr.
1999-00	Innocent Kere	Jr.
2000-01	Nick Railsback	Sr.
2002-03	Matt Story	Sr.
2007-08	Braxton Williams	Jr.
2008-09	Rob Eldridge	Sr.
2011-12	Seth Evans	Jr.
2012-13	Seth Evans	Sr.
2013-14	Kevin Capers	Jr.
2014-15	Kevin Capers	Sr.
2018-19	Brett Hanson	Jr.
2019-20	Brett Hanson	Sr.

SSC ALL-TOURNAMENT

1979-80	Kurt Alston, John Ebeling
1980-81	John Ebeling, Mike Hayes, Felix Tertulien
1981-82	John Ebeling
1982-83	Moses Johnson, Tom Ridley, Travis Stanley
1983-84	Travis Stanley
1984-85	Glenn Hanson, John McNulty
1985-86	Glenn Hanson, John McNulty
1986-87	Phil Holder, Jerry Johnson, William Wilcox
1987-88	Michael Bradley, Jerry Johnson, Kris Kearney
1988-89	John Buckley, Kris Kearney, Donnolly Tyrell
1989-90	Michael Dean, Donnolly Tyrell
1990-91	Derek Flowers, Calvetti Pate
1992-93	Chris Lee, Jesse White
1994-95	Andy Robertson
1995-96	John Saunders, Shanaka Weerasooriya
1996-97	Andy Robertson, Corey Tumer
1997-98	Jimmie Baker, Scott Holden, Eric Osborne
1998-99	Innocent Kere, Corey Tumer
1999-00	Innocent Kere, Cedric Powell
2000-01	Christophe Humbert, Nick Railsback
2001-02	Cedric Powell
2002-03	Chris Brooks, Matt Story
2003-04	Ellery Boykin, Chris Brooks
2007-08	Rob Eldridge, Will Graham, Braxton Williams
2008-09	Rob Eldridge, Terry Jenkins, Rion Rayfield
2009-10	John Thompson
2010-11	Rion Rayfield
2011-12	Brett Bailey, Seth Evans
2012-13	Kevin Capers, Seth Evans, Cameron Vines
2013-14	Frank Adams, Kevin Capers
2014-15	Stephen Battle, Kevin Capers, Bubby Johnson, Dominique Williams
2017-18	Jonathan Lawton
2018-19	Brett Hanson, Slinky Jones, Jonathan Lawton
2019-20	Brett Hanson, Jalyn Hinton, Jack Rauch
2020-21	E.J. Dambreville, Jalyn Hinton,

SSC PLAYER OF THE YEAR

1981-82	John Ebeling	Sr.
1985-86	John McNulty	Sr.
1987-88	Jerry Johnson	Sr.
1998-99	Corey Tumer	Sr.
1999-00	Innocent Kere	Jr.
2000-01	Christophe Humbert	So.
2003-04	Chris Brooks	Sr.
2009-10	John Thompson	Sr.
2013-14	Kevin Capers	Jr.
2014-15	Kevin Capers	Sr.
2018-19	Jonathan Lawton	Sr.
2019-20	Brett Hanson	Sr.
2020-21	Jalyn Hinton	Sr.

SSC DEFENSIVE PLAYER OF THE YEAR

2016-17	Jarel Spellman	So.
2019-20	Jalyn Hinton	Jr.
2020-21	Jalyn Hinton	Sr.

ALL-SUNSHINE STATE CONFERENCE

1975-76	John Edwards	Sr.	1st
	Dan Wright	Sr.	1st

1976-77	Pete Pullen	Sr.	HM
1977-78	Marshall Lester	Jr.	2nd
1978-79	Marshall Lester	Sr.	1st
	Lester Wright	Fr.	1st
	Drew Tucker	Sr.	1st
	John Ebeling	Fr.	2nd
	Kurt Alston	Jr.	HM
1979-80	John Ebeling	So.	1st
	Kurt Alston	Sr.	1st
	Mike Hayes	Jr.	HM
	Brian Radon	So.	HM
	Felix Tertulien	Jr.	HM
1980-81	John Ebeling	Jr.	1st
	Mike Hayes	Sr.	2nd
	Felix Tertulien	Sr.	2nd
	Brian Radon	Jr.	HM
1981-82	John Ebeling	Sr.	1st
	Mark King	Sr.	1st
	Brian Radon	Sr.	2nd
	Moses Johnson	Jr.	HM
1982-83	Tom Ridley	Sr.	1st
	Scott Pospichal	Sr.	2nd
	Travis Stanley	Jr.	HM
	Al Garmon	Jr.	HM
	Moses Johnson	Sr.	HM
1983-84	Travis Stanley	Sr.	1st
	Al Garmon	Sr.	HM
1984-85	John McNulty	Jr.	1st
	Glenn Hanson	Jr.	1st
	Bob Gyor	Jr.	HM
	Ted Kennedy	Jr.	HM
	Bill Sawyer	Sr.	HM
1985-86	John McNulty	Sr.	1st
	Glenn Hanson	Sr.	2nd
	Jerry Johnson	So.	HM
1986-87	Jerry Johnson	Jr.	1st
	William Wilcox	Jr.	1st
	Kris Kearney	So.	2nd
	Phil Holder	Jr.	HM
1987-88	Jerry Johnson	Sr.	1st
	Kris Kearney	Jr.	1st
	Michael Dean	So.	1st
1988-89	Kris Kearney	Sr.	1st
	Donolly Tyrell	Jr.	2nd
	Michael Dean	Jr.	HM
1989-90	Donolly Tyrell	Sr.	2nd
	Michael Dean	Sr.	2nd
1990-91	Derek Flowers	Sr.	1st
	Calvetti Pate	Sr.	2nd
	Jorge Nunez	Sr.	HM
1991-92	Bill Drost	So.	2nd
	Jesse White	Jr.	2nd
	Larry Murphy	Jr.	HM
1992-93	Bill Drost	Jr.	2nd
	Jesse White	Sr.	2nd
	Reggie Washington	Sr.	HM
1993-94	Chet Galloway	Sr.	1st
	John Saunders	So.	2nd
1994-95	Tim Gatz	Sr.	1st
1995-96	Antatius Clark	Jr.	1st
	Shanaka Weerasooriya	Sr.	2nd
1996-97	Andy Robertson	Sr.	1st
	Jimmie Baker	So.	2nd
	Corey Tumer	So.	2nd
1997-98	Eric Osborne	Sr.	2nd
	Corey Tumer	Jr.	2nd
1998-99	Corey Tumer	Sr.	1st
	Innocent Kere	So.	1st
1999-00	Innocent Kere	Jr.	1st
	Graham Robinson	Sr.	2nd
2000-01	Christophe Humbert	So.	1st
	Cedric Powell	Jr.	2nd
	Derek Heard	Jr.	HM
2001-02	Christophe Humbert	Jr.	2nd
	Derek Heard	Sr.	2nd

2002-03	Matt Story	Sr.	1st
	Jean-Noel Leuly	Sr.	HM
2003-04	Chris Brooks	Sr.	1st
2004-05	Kenny Ebanyat	Sr.	1st
	Ellery Boykin	Sr.	2nd
2007-08	Rob Eldridge	Jr.	1st
2008-09	Rob Eldridge	Sr.	1st
	Rion Rayfield	So.	2nd
	John Thompson	Jr.	2nd
2009-10	Rion Rayfield	Jr.	1st
	John Thompson	Sr.	1st
	Brandon Jenkins	Jr.	HM
2010-11	Rion Rayfield	Sr.	1st
	Brandon Jenkins	Sr.	2nd
	Terry Jenkins	Sr.	2nd
2011-12	Seth Evans	Jr.	1st
	Brett Bailey	Jr.	2nd
2012-13	Seth Evans	Sr.	1st
	Dominic Lane	Jr.	2nd
2013-14	Kevin Capers	Jr.	1st
2014-15	Kevin Capers	Sr.	1st
	Stephen Battle	Sr.	2nd
	Tyler Kelly	Sr.	2nd
2015-16	Dominique Williams	Sr.	2nd
	Dylan Travis	Sr.	3rd
2017-18	Jonathan Lawton	Jr.	1st
	Brett Hanson	So.	2nd
2018-19	Jonathan Lawton	Sr.	1st
	Brett Hanson	Jr.	2nd
2019-20	Brett Hanson	Sr.	1st
	Jalyn Hinton	Jr.	2nd
2020-21	E.J. Dambreville	Jr.	1st
	Jalyn Hinton	Sr.	1st
	Brandon Carroll	Gr.	2nd
2021-22	E.J. Dambreville	Sr.	2nd
2022-23	Jadin Booth	R-So.	1st
	E.J. Dambreville	R-Sr.	1st

SSC FRESHMAN OF THE YEAR

1997-98	Innocent Kere
1999-00	Ronnie Clark
2003-04	Hurley Dunbar
2007-08	Rion Rayfield
2011-12	Kevin Capers

SSC ALL-FRESHMAN TEAM

1989-90	Larry Murphy
1991-92	Mike Spain
1993-94	Andy Robertson
1997-98	Innocent Kere
1999-00	Ronnie Clark
	Christophe Humbert
2000-01	Terence Thomas
2002-03	Tommy Toman
2003-04	Hurley Dunbar
2004-05	Braxton Williams
2006-07	Cameron Wooten
2007-08	Rion Rayfield
	Brandon Jenkins
2008-09	Preston Fredrick
2011-12	Kevin Capers

SSC ALL-NEWCOMER TEAM

2011-12	Kevin Capers	Fr.
	Seth Evans	Jr.
2014-15	Dylan Travis	Jr.
2016-17	Jeremiah Davis	Sr.
2017-18	Jonathan Lawton	Jr.
2019-20	Jalyn Hinton	Jr.

SSC MALE ATHLETE OF THE YEAR

1987-88	Jerry Johnson	Sr.
1988-89	Kris Kearney	Sr.
1990-91	Derek Flowers	Sr.
2014-15	Kevin Capers	Sr.

SSC ATHLETE OF THE MONTH

Dec. 1997	Andy Robertson	So.
Dec. 1998	Eric Osborne	Sr.
Jan. 2000	Innocent Kere	Jr.
Feb. 2000	Innocent Kere	Jr.
Jan. 2001	Christophe Humbert	So.
Jan. 2004	Chris Brooks	Sr.

SSC PLAYERS OF THE WEEK

12/03/90	Derek Flowers	Sr.
2/10/91	Derek Flowers	Sr.
1/06/92	Jesse White	Jr.
1/18/93	Jesse White	Sr.
12/13/93	Chet Galloway	Jr.
2/28/94	Tim Gatz	Jr.
2/12/96	Shanaka Weerasooriya	Sr.
1/06/97	Andy Robertson	Sr.
2/03/97	Mike McManamey	So.
2/09/98	Eric Osborne	Sr.
2/16/98	Eric Osborne	Sr.
3/02/98	Eric Osborne	Sr.
3/08/99	Corey Tumer	Sr.
11/15/98	Innocent Kere	So.
3/01/99	Innocent Kere	So.
12/20/99	Innocent Kere	Jr.
2/20/00	Innocent Kere	Jr.
3/06/00	Innocent Kere	Jr.
3/13/00	Ronnie Clark	Fr.
1/02/01	Derek Heard	Jr.
1/29/01	Christophe Humbert	So.
3/05/01	Nick Railsback	Sr.
11/02/01	Christophe Humbert	Jr.
1/07/02	Christophe Humbert	Jr.
2/04/02	Derek Heard	Sr.
12/09/03	John Everett	Sr.
12/16/03	Matt Story	Sr.
1/13/03	Matt Story	Sr.
1/27/03	Ellery Boykin	So.
1/18/04	Chris Brooks	Sr.
2/08/04	Kenny Ebanyat	Jr.
2/23/04	Chris Brooks	Sr.
1/02/05	Ellery Boykin	Sr.
12/17/07	Rob Eldridge	Jr.
2/25/08	Rob Eldridge	Jr.
1/07/08	Braxton Williams	Jr.
12/15/08	John Thompson	Jr.
1/28/09	Rion Rayfield	So.
2/02/09	Rion Rayfield	So.
12/07/09	John Thompson	Sr.
12/21/09	Rion Rayfield	R-Jr.
1/04/10	Rion Rayfield	R-Jr.
2/22/10	John Thompson	Sr.
3/01/10	John Thompson	Sr.
1/31/11	Terry Jenkins	R-Sr.
2/08/11	Rion Rayfield	S-Sr.
11/28/11	Brett Bailey	Jr.
12/12/11	Brett Bailey	Jr.
1/03/12	Brett Bailey	Jr.
1/28/13	Dominic Lane	Jr.
2/03/13	Brett Bailey	Sr.
2/11/13	Seth Evans	Sr.
1/04/14	Kevin Capers	Jr.
1/21/14	Kevin Capers	Jr.
2/17/14	Kevin Capers	Jr.
12/02/14	Kevin Capers	Sr.
12/15/14	Tyler Kelly	Sr.
2/09/15	Kevin Capers	Sr.
11/23/15	Dylan Travis	Sr.
1/16/17	Jack Rauch	Fr.
2/13/17	Brett Hanson	Fr.
11/27/17	Jack Rauch	So.
1/01/18	Brett Hanson	So.
2/05/18	Jonathan Lawton	Jr.
12/17/18	Jonathan Lawton	Sr.

2/04/19	Brett Hanson	Jr.
12/02/19	E.J. Dambreville	So.
11/19/19	Brett Hanson	Sr.
12/09/19	Brett Hanson	Sr.
1/27/20	Brett Hanson	Sr.
11/07/12	Jadin Booth	R-So.
11/21/22	E.J. Dambreville	R-Sr.
12/02/22	E.J. Dambreville	R-Sr.
2/13/23	Jadin Booth	R-So.
DEFENSIVE		
12/12/15	Dylan Travis	Sr.
2/08/16	Jarel Spellman	Fr.
11/14/16	Jarel Spellman	So.
1/16/17	Jarel Spellman	So.
1/30/17	Jarel Spellman	So.
2/16/17	Jarel Spellman	So.
11/27/17	Brett Hanson	So.
1/08/18	Slinky Jones	Jr.
1/22/18	Slinky Jones	Jr.
2/05/18	Slinky Jones	Jr.
11/12/18	Brett Hanson	Jr.
11/19/18	Slinky Jones	Sr.
12/20/18	Slinky Jones	Sr.
1/21/19	Slinky Jones	Sr.
12/09/19	Jalyn Hinton	Jr.
1/20/20	Jalyn Hinton	Jr.
2/10/20	Jalyn Hinton	Jr.
2/17/20	Jalyn Hinton	Jr.
2/22/21	Jalyn Hinton	Sr.
3/08/21	Jalyn Hinton	Sr.
3/15/21	Jalyn Hinton	Sr.

**POLK COUNTY ALL-SPORTS AWARDS
MALE COLLEGIATE TEAM OF THE YEAR**
2008-09, 2012-13

**SMALL COLLEGE BASKETBALL
HALL OF FAME
ALL-TOURNAMENT TEAM**
2022-23 Jadin Booth (MVP) R-So.
E.J. Dambreville R-Sr.

**HAL SMELTZLY AWARD – FSC MALE
STUDENT-ATHLETE OF THE YEAR**
(established 1999-00)
2003-04 Chris Brooks Sr.
2008-09 Rob Eldridge Sr.
2014-15 Kevin Capers Sr.
2018-19 Jonathan Lawton Sr.
2019-21 Brett Hanson Sr.

MOCASIN MOST VALUABLE PLAYER
1956-57 Don Tobin Jr.
1957-58 John McNamara Jr.
1958-59 John McNamara Sr.
1959-60 Gary McKee So.
1960-61 John Mullis So.
1961-62 Ed Kershner Jr.
1962-63 Tim Eisnaugle Jr.
1963-64 Tim Eisnaugle Sr.
1964-65 Bob Bowman Jr.
1965-66 Dan Doherty Sr.
1966-67 Bob Bowman Sr.
1967-68 John Schweisthal Sr.
1968-69 Fred Lewis Sr.
1969-70 Ron Varner Sr.
1970-71 Simon Harper Jr.
1971-72 Simon Harper Sr.
1972-73 James Gilchrist Sr.
1973-74 John Edwards So.
1974-75 John Edwards Jr.
1975-76 John Edwards Sr.
1976-77 Marshall Lester Jr.
1977-78 Marshall Lester Sr.

1978-79	Drew Tucker	Sr.
1979-80	Kurt Alston	Sr.
1980-81	John Ebeling	Jr.
1981-82	John Ebeling	Sr.
1982-83	Tom Ridley	Sr.
1983-84	Travis Stanley	Sr.
1984-85	Glenn Hanson	Jr.
1985-86	John McNulty	Sr.
1986-87	William Wilcox	Sr.
1987-88	Jerry Johnson	Sr.
1988-89	Kris Kearney	Sr.
1989-90	Michael Dean	Sr.
1990-91	Derek Flowers	Sr.
1991-92	Bill Drost	So.
1992-93	Jesse White	Sr.
1993-94	Chet Galloway	Sr.
1994-95	Tim Gatz	Sr.
1995-96	Shanaka Weerasooriya	Sr.
1996-97	Andy Robertson	Sr.
1997-98	Eric Osborne	Sr.
1998-99	Corey Turner	Sr.
1999-00	Innocent Kere	Jr.
2000-01	Derek Heard	Jr.
	Christophe Humbert	So.
2001-02	Derek Heard	Sr.
2002-03	Matt Story	Sr.
2003-04	Chris Brooks	Sr.
2004-05	Kenny Ebanyat	Sr.
2005-06	Hurley Dunbar	So.
2006-07	none selected	-
2007-08	Rob Eldridge	Jr.
2008-09	Rob Eldridge	Sr.
2009-10	John Thompson	Sr.
2010-11	Rion Rayfield	R-Sr.
2011-12	Seth Evans	Jr.
	Brett Bailey	Jr.
2012-13	Seth Evans	Sr.
2013-14	Kevin Capers	Jr.
2014-15	Stephen Battle	Sr.
	Kevin Capers	Sr.
	Bubby Johnson	Sr.
	Tyler Kelly	Sr.
	Tyler Logan	Sr.
2015-16	Dylan Travis	Sr.
2016-17	Michael Volovic	Sr.
2017-18	Jonathan Lawton	Jr.
2018-19	Jonathan Lawton	Sr.
2019-20	Brett Hanson	Sr.
2020-21	Jalyn Hinton	Sr.
2022-23	Jadin Booth	R-So.

MOCYS AWARDS
MOCWARD MOMENT OF THE YEAR
2022-23 E.J. Dambreville R-Sr.

ACADEMIC HONORS
**COLLEGE SPORTS COMMUNICATORS*
ACADEMIC ALL-AMERICAN**
1981-82 Mark King Sr. HM
2015-16 Dylan Travis Sr. 3rd
**Formerly, College Sports Information Directors of America*

**COLLEGE SPORTS COMMUNICATORS*
ACADEMIC ALL-DISTRICT**
1992-93 Bill Drost Jr.
1994-95 Tim Gatz Sr.
1995-96 Shanaka Weerasooriya Jr.
2011-12 Brett Bailey Jr.
2012-13 Brett Bailey Sr.

	Seth Evans	Sr.
2013-14	Dominic Lane	Sr.
2015-16	Dylan Travis	Sr.
2016-17	Michael Volovic	Sr.
2019-20	Jack Rauch	Sr.
2021-22	Jack Casale	Gr.

**Formerly, College Sports Information Directors of America*

NCAA POST-GRADUATE SCHOLARSHIP
1968-69 Fred Lewis Sr.
1988-89 Kris Kearney Sr.

**NCAA GRADUATE
SCHOLARSHIP-ATHLETE AWARD**
1968-69 Fred Lewis Sr.

SCHOLASTIC ALL-AMERICA
1968-69 Fred Lewis Sr.

NCAA ELITE 89 AWARD
2014-15 Tyler Logan Sr.

**NCAA ELITE 89 FAN FAVORITE
AWARD FINALIST**
2014-15 Tyler Logan Sr.

NABC HONORS COURT

Frank Adams	2014
Tray Alexander	2023
Jadin Booth	2023
Brandon Carroll	2020
Jack Casale	2022
E.J. Dambreville	2023
Brett Hanson	2019
Jalyn Hinton	2020, 2021
Bubby Johnson	2015
Farris Kabaaloui	2022, 2023
Pierce Kiesler	2021, 2022
Dominic Lane	2014
Tyler Logan	2014, 2015
Noah Louis	2023
Alex McClanahan	2015, 2016
Jack Rauch	2019, 2020
Tyler Ross	2017, 2018
Jacob Schner	2020, 2022
Luke St. Lifer	2017, 2018
Dylan Travis	2015, 2016
Daniel Turner	2015
Stephen Turner	2015, 2016
Michael Volovic	2016, 2017
Andrew Whisenant	2021

NABC TEAM ACADEMIC AWARD
2014, 2015, 2016, 2017, 2020, 2021, 2023

D2 ADA ACADEMIC ACHIEVEMENT

Frank Adams	2014
Brett Bailey	2013
Michael Burton	2012
Tyler Burton	2012
Brandon Carroll	2020
E.J. Dambreville	2023
Andrei Grant	2008
Jay Hubble	2013
Farris Kabaaloui	2022, 2023
Tyler Logan	2014, 2015
Noah Louis	2023
Alex McClanahan	2014, 2015, 2016
Tarik Mckelphin	2022
Jack Rauch	2018, 2019, 2020
Dylan Travis	2016
Daniel Turner	2015
Stephen Turner	2015, 2016
Michael Volovic	2015, 2016, 2017

Braxton Williams	2008, 2009, 2010
------------------	------------------

**SSC MALE SCHOLAR-ATHLETE
OF THE YEAR**
1995-96 Shanaka Weerasooriya Sr.

**SSC COMMISSIONER'S LIST OF
OUTSTANDING ACHIEVEMENT**

Ellery Boykin	12/04, 2/05
Hurley Dunbar	11/05, 12/05, 1/06, 2/06
Kenny Ebanyat	11/04, 1/05
Dale Parsons	11/05, 12/05, 1/06, 2/06
Michael Simms	11/05
Blake Williams	11/05

SSC COMMISSIONER'S HONOR ROLL

Frank Adams	2014
Babatunde Ajike	2023
Tyler Alexander	2023
Arnaldo Arbren	2007
Brent Bailey	2010, 2012
Wesley Bongiorno	2021, 2022
Ellery Boykin	2004
Alvin Bradley	2007
Josh Brown	2017, 2018, 2020
Len Bruthcer	1995
Ray Buccino	2023
Michael Burton	2009, 2010, 2011, 2012
Tyler Burton	2011
DeAndre Campbell	2020, 2021
Brandon Carroll	2020, 2021
Jack Casale	2022
Kaiyem Cleary	2020
E.J. Dambreville	2019
Dominick Denny	2023
Bill Drost	1993, 1994
Kenny Ebanyat	2005
Chris Enrico	2009
John Everett	2002
Eric Fernandez	2008, 2009
Alan Gilberry	2006
Dominic Girod	2005, 2006
Andrei Grant	2006, 2007, 2008
Olafur Gunnlaugsson	2023
Brett Hanson	2017, 2018, 2019
Derek Heard	2000, 2001, 2002
Melique Hill	2016
Jalyn Hinton	2020
Jay Hubble	2009, 2010, 2011, 2012
Brandon Jenkins	2011
Terry Jenkins	2009, 2010
Bubby Johnson	2014, 2015
Trey Jones	2021
Farris Kabaaloui	2020, 2021, 2022, 2023
Tyler Kelly	2012, 2015
Pierce Kiesler	2019, 2020, 2022
Dominic Lane	2012, 2013
Brett Lietnaker	2013
Tyler Logan	2014
Noah Louis	2023
Alex McClanahan	2013, 2014, 2015, 2016
Tarik Mckelphin	2022
Kyle McWilliams	2017
Trey Moore	2016
Joey Moran	2016
Tony Newberg	1993
Cedric Powell	2001
Garrett Putman	2014
Nick Railsback	2001
Troy Railsback	2001, 2002
Jack Rauch	2017, 2018, 2019
Rion Rayfield	2010
Xavier Rhodes	2022
Tyler Ross	2015, 2016, 2017, 2018

Jacob Schner ..	2017, 2018, 2020, 2021, 2022
Zac Smith	2009
Theo Speas	2012, 2017
Jarel Spellman	2017
Luke St. Lifer	2017, 2018
Alex Steen	2023
Dylan Travis	2016
Daniel Turner	2015
Stephen Turner	2014, 2016
Michael Volovic	2015, 2016, 2017
Yuri Watkins	2004
Shanaka Weerasooriya	1994, 1995
Andrew Whisenant	2021
Myles Wilkins	2016, 2017
Blake Williams	2004, 2005
Braxton Williams	2005, 2006, 2007, 2008, 2009
Dominique Williams	2014, 2015, 2016
Jordan Williams	2008, 2009
Cameron Wooten	2008, 2010, 2011

FSC HONOR WALK STUDENT

(Highest honor awarded to a FSC student)

1968-69	Fred Lewis	Sr.
2015-16	Alex McClanahan	Sr.

PAT McFADDEN AWARD – FSC MALE SCHOLAR-ATHLETE OF THE YEAR

(established 1991-92)

1991-92	Bill Drost	So.
1994-95	Shanaka Weerasooriya	Jr.
1995-96	Shanaka Weerasooriya	Sr.
2014-15	Tyler Logan	Sr.
2015-16	Dylan Travis	Sr.

ATHLETIC DIRECTOR'S SCHOLAR-ATHLETE OF THE YEAR FOR MEN'S BASKETBALL

(established 2001-02)

2001-02	Derek Heard	Sr.
2001-02	Troy Railsback	Sr.
2002-03	Kenny Ebanyat	So.
2003-04	Tommy Toman	So.
2004-05	Dominic Girod	Fr.

2005-06	Braxton Williams	So.
2006-07	Braxton Williams	Jr.
2007-08	Braxton Williams	Sr.
2008-09	Jordan Williams	Fr.
2009-10	Chris Enrico	R-Fr.
2010-11	Brett Bailey	So.
2011-12	Tyler Burton	R-Fr.
2012-13	Brett Bailey	Sr.
2013-14	Tyler Logan	Jr.
2014-15	Tyler Logan	Sr.
2015-16	Stephen Turner	Jr.
2016-17	Michael Volovic	Sr.
2017-18	Tyler Ross	Sr.
2018-19	Jack Rauch	Jr.
2019-20	Jack Rauch	Sr.
2020-21	Andrew Whisenant	Sr.
2021-22	Farris Kabalaoui	R-Fr.
2022-23	Farris Kabalaoui	R-So.

COACHING HONORS

NATIONAL COACH OF THE YEAR

1980-81	Hal Wissel
2014-15	Linc Darner

DIVISION II BULLETIN

NATIONAL COACH OF THE YEAR

2014-15	Linc Darner
---------	-------------

BASKETBALL TIMES

NATIONAL COACH OF THE YEAR

2014-15	Linc Darner
---------	-------------

D-II BULLETIN COACH OF THE MONTH

Jan. 1999	Gordon Gibbons
Jan. 2014	Linc Darner

HOOPDIRT.COM

DIV. II COACH OF THE WEEK

12/09/19	Mike Donnelly
----------	---------------

SOUTH REGION COACH OF THE YEAR

1984-85	George Scholz
1987-88	George Scholz
1995-96	Gordon Gibbons
2013-14	Linc Darner
2014-15	Linc Darner
2019-20	Mike Donnelly

SSC COACH OF THE YEAR

1978-79	Hal Wissel
1979-80	Hal Wissel
1981-82	Hal Wissel
1982-83	George Scholz
1984-85	George Scholz
1986-87	George Scholz
1988-89	George Scholz (Co)
1995-96	Gordon Gibbons
1996-97	Gordon Gibbons
1998-99	Gordon Gibbons
2007-08	Linc Darner
2008-09	Linc Darner
2009-10	Linc Darner
2012-13	Linc Darner
2013-14	Linc Darner
2014-15	Linc Darner
2019-20	Mike Donnelly

HALLS OF FAME

SMALL COLLEGE BASKETBALL HALL OF FAME

(established 2016)

John Ebeling	1979-82	Class of '16
--------------	---------	--------------

SSC HALL OF FAME

(established 1992)

John Ebeling	1979-82	Class of '92
John Edwards	1973-76	Class of '92
Jerry Johnson	1985-88	Class of '94
Kris Kearney	1986-89	Class of '95
Hal Wissel (Coach)	1978-82	Class of '97

POLK COUNTY SPORTS HALL OF FAME

(established 2000)

Jerry Johnson	1985-88	Class of '11
John Ebeling	1979-82	Class of '12

FSC HALL OF FAME

(established 2002)

John Ebeling	1979-82	Class of '02
Jerry Johnson	1985-88	Class of '02
Floyd Lay	1938-41	Class of '02
Charles Senger	1954-57	Class of '02
Fred Lapper	1950-53	Class of '03
Fred Lewis	1965-69	Class of '03
Hal Wissel (Coach)	1978-82	Class of '03
Kris Kearney	1986-89	Class of '04
Bobby Bowman	1963-67	Class of '05
John Edwards	1973-76	Class of '05
Rocky Pegg	1949-51	Class of '05
Simon Harper	1970-71	Class of '07
Frank DeSavino	1953-56	Class of '08

THE NBA

NBA DRAFT PICKS

		Rnd/Pick
1973	James Gilchrist <i>(Boston Celtics)</i>	15 / 5
1978	Marshall Lester <i>(Atlanta Hawks)</i>	10 / 6
1982	John Ebeling <i>(Detroit Pistons)</i>	5 / 9
1982	Mark King <i>(Golden State Warriors)</i>	8 / 14
1988	Jerry Johnson <i>(Dallas Mavericks)</i>	3 / 20

SIGNED BY NBA AS FREE AGENTS

1957	Don Tobin <i>(Boston Celtics)</i>
2009	Rashaad Singleton <i>(New York Knicks - Summer Lg.)</i>
2015	Kevin Capers <i>(New York Knicks - Development Lg.)</i>

ALL-TIME LETTERWINNERS

A

Abraham, Dwayne (Reisterstown, MD)	2006
Abreu, Arnaldo (Tampa, FL)	2005, 2006, 2007
Adams, Frank (Stone Mountain, GA)	2014
Ajike, Babatunde (Cherry Hill, NJ)	2022, 2023
Alexander, Tray (Freeport, NY)	2023
Alston, Kurt (Yonkers, NY)	1979, 1980
Anderson, Luke (Lakeland, FL)	2022, 2023
Andringa, James (St. Petersburg, FL)	1962, 1963
Anthony, Jeff (Bradenton, FL)	1989

B

Baillie, Alan (Kearney, NJ)	1975, 1976
Bailey, Brett (Davie, FL)	2010, 2011, 2012, 2013
Bailey, Buddy (Brant Beach, NJ)	1979
Baker, Jimmie (Haines City, FL)	1996, 1997, 1998, 1999
Baker, Mack (Hazard, KY)	1972, 1973
Ball, Robert (Ridgefield Park, NJ)	1957, 1958, 1959
Barker, Mike (Bartow, FL)	1965
Barlow, Richard (Bloomfield, NJ)	1957
Battle, Stephen (Waldorf, MD)	2014, 2015
Beardsley, Josh (LaBelle, FL)	1996
Beatty, Troy (Ft. Myers, FL)	2004
Bermudez, Herminio (Lakeland, FL)	1997, 1999, 2000
Berry, Herbert (New Orleans, LA)	1973, 1974
Bongiorni, Wes (Baton Rouge, LA)	2021, 2022, 2023
Booth, Jadin (Omaha, NE)	2022, 2023
Bowker, Gary (Wilmington, OH)	1966
Bowman, Bennie (Bronx, NY)	1981
Bowman, Bobby (Bluefield, WV)	1963, 1964, 1965, 1967
Boyers, Frank (Dayton, KY)	1972
Boykin, Ellery (Bay Minette, AL)	2002, 2003, 2004, 2005
Bradley, Alvin (Lake City, FL)	2007, 2008, 2009
Bradley, Michael (St. Petersburg, FL)	1988
Brand, Eddie (Vicksburg, MS)	1985
Brooks, Chris (Cleveland, OH)	2003, 2004
Brooks, Logan (Ft. Lauderdale, FL)	1973, 1974, 1975, 1976
Brown, Joe (Dallas, TX)	1973, 1974
Brown, Joe (Seminole, FL)	1978, 1979
Brown, Josh (Richmond, VA)	2017, 2018, 2019, 2020
Brown, William (Boothwyn, PA)	1970, 1971
Brutcher, Len (Syracuse, NY)	1995, 1996
Buccino, Riley (Centerton, AR)	2023
Buckley, Bill (Demarest, NJ)	1986, 1987, 1988, 1989
Buckley, John (Demarest, NJ)	1986, 1987, 1988, 1989
Burd, John (Louisville, KY)	1974
Burton, Michael (Cocoa Beach, FL)	2010, 2011, 2012
Burton, Tyler (Cocoa Beach, FL)	2012
Butler, Warren (Miami, FL)	1977, 1978, 1979, 1980

C

Campbell, DeAndre (Chesterfield, MO) ..	2019, 2020, 2021, 2022
Capers, Kevin (Winter Haven, FL)	2012, 2013, 2014, 2015
Carafelli, John (Chicopee, MA)	1968, 1969
Carr, Marvin (Lexington, KY)	1971, 1972
Carroll, Brandon (Brewster, NJ)	2020, 2021
Casale, Jack (Portland, ME)	2022
Chambers, Bill (Ocala, FL)	1975, 1976, 1977, 1978
Cizowski, Andrew (Cocoa Beach, FL)	2012
Clark, Antatius (Danville, IL)	1996, 1997
Clark, Ronnie (Wauchula, FL)	2000
Cleary, Kai (Manchester, England)	2019, 2020
Clymer, Woody (Washington, IN)	1971, 1972
Coffman, Jay (Delaware, OH)	1979
Collins, Dale (Miami, FL)	1957
Collins, Larry (Evansville, IN)	1959, 1960
Conley, Chris (Dunwoody, GA)	1992, 1994
Conner, Tom (St. Petersburg, FL)	1965, 1966, 1967
Cosselman, John (Lakeland, FL)	1961
Cusic, Cedric (Gary, IN)	1990

D

Dambreville, E.J. (Dorchester, MA) 2019,	2020, 2021, 2022, 2023
Davis, Donnie (Clearwater, FL)	1965
Davis, Jeremiah (Muncie, IN)	2017
Dawson, Joe (Boca Raton, FL)	1987, 1988, 1989

Dawson, Tom (Indianapolis, IN)	1963, 1964
Dean, Michael (Key West, FL)	1989, 1990
Denny, Dominick (Coral Springs, FL)	2021, 2022, 2023
Denis, Bob (Fort Scott, KS)	1967, 1968
DeVoss, Mark (Dade City, FL)	1982, 1983, 1984, 1985
Dickey, Chris (Bridgeport, CT)	1981
Diggs, Trey (Niceville, FL)	2018
Doherty, Dan (Miami, FL)	1965, 1966
Drost, Bill (Keystone Heights, FL)	1991, 1992, 1993, 1994
Dolan, Bob (Seminole, FL)	1977, 1979, 1980
Dunbar, Hurley (Stuart, FL)	2004, 2006
Duncan, Keith (New Castle, DE)	1978, 1979
Duncan, Ricky (Greenville, SC)	1962, 1963

E

Eaton, Jerry (Allegany, NY)	1961, 1962
Ebanyat, Kenny (Entebnem Uganda)	2003, 2004, 2005
Ebeling, John (Trenton, NJ)	1979, 1980, 1981, 1982
Edwards, Jerry (Gainesville, FL)	2001
Edwards, John (Winter Park, FL)	1973, 1974, 1975, 1976
Eisnaugle, Tim (Sarasota, FL)	1963, 1964
Elam, Andre (Atlanta, GA)	2017
Eldridge, Rob (Gary, IN)	2007, 2008, 2009
Ellison, Damon (Indianapolis, IN)	2010, 2011
Emory, Mitch (Cocoa Beach, FL)	2011
Enrico, Chris (Jupiter, FL)	2010
Evans, Seth (Marseilles, IL)	2012, 2013
Everett, John (Ft. Myers, FL)	1999, 2000, 2001, 2002, 2003

F

Farnum, David (St. Petersburg, FL)	1989
Feidy, Labib (Jerusalem, Israel)	2003
Feldman, Henry (Milwaukee, WI)	1959, 1960, 1961, 1962
Fernandez, Eric (Caguas, PR)	2007, 2008, 2009
Fitzgerald, Scott (Athens, OH)	1965, 1966, 1967, 1968
Fitzmorris, Shaun (Palm Beach, FL)	1989, 1990
Flovers, Derek (Winter Haven, FL)	1988, 1989, 1990, 1991
Foster, Ian (Noblesville, IN)	2000, 2001
Fredrick, Preston (Lakeland, FL)	2009, 2010, 2011

G

Galloway, Chet (Bronson, FL)	1991, 1992, 1993, 1994
Gardner, Jon (Anderson, IN)	2010, 2011, 2012, 2013
Garmon, Al (Toledo, OH)	1983, 1984
Gatz, Tim (St. Cloud, FL)	1992, 1993, 1994, 1995
Gensler, Dick (Cliffside Park, NJ)	1965, 1966
Gibbons, Jay (Lakeland, FL)	1999, 2000, 2001
Gielow, Ron (Vero Beach, FL)	1968, 1969
Gilberry, Allen (Bay Minette, AL)	2005, 2006
Gilchrist, James (Arcadia, FL)	1972, 1973
Girod, Dominic (Tampa, FL)	2005, 2006, 2007
Goding, Robert (Tampa, FL)	1959
Goding, Dick (Orlando, FL)	1968, 1969
Graham, Will (Cross City, FL)	2007, 2008
Grant, Andrei (Kingston, Jamaica)	2006, 2007, 2008
Green, Charlie (Tampa, FL)	1973, 1974
Gunnlaugsson, Olafur (Reykjavik, Iceland)	2022, 2023
Gyori, Bob (Rossford, OH)	1985, 1986

H

Hagerdon, Randy (Warwick, NY)	1992
Hamaker, Bill	1957
Hamilton, Dexter (Ft. Lauderdale, FL)	1994, 1995
Hannah, Kirk (Tampa, FL)	1974
Hanson, Brett (Manchester, NH)	2017, 2018, 2019, 2020
Hanson, Glenn (Milwaukee, WI)	1985, 1986
Harper, Simon (Oviedo, FL)	1971, 1972
Harre, Andy (Melbourne, FL)	2000
Harris, Jim (Bidwell, OH)	1982, 1983, 1984
Harris, Mitch (Winter Haven, FL)	1978
Harrison, Corey (Cartersville, GA)	2001, 2002
Hartje, Eric (Lakeland, FL)	1983, 1984, 1985, 1986
Hawkins, A.J. (Duluth, GA)	2010, 2011, 2012
Hayes, Jim (Tampa, FL)	1966, 1967
Hayes, Mike (Bronx, NY)	1980, 1981
Head, Scott (Tampa, FL)	1992, 1993
Heard, Derek (Panama City, FL)	1999, 2000, 2001, 2002
Heaston, Rick (Lima, OH)	1968, 1969, 1970
High, Joshua (Groveland, FL)	1969, 1970, 1971
Hill, Melique (Tampa, FL)	2013, 2014, 2015, 2016

Hinton, Jaly (Boston, MA)	2020, 2021
Holden, Phil (Cape May, NJ)	1997, 1998, 1999
Holder, Phil (Cocoa, FL)	1986, 1987
Holmquest, Kevin (Charleston, SC)	1993
Hopkins, Greg (Jamestown, NY)	2004
Hopkins, Robert (Ramsey, NJ)	1958, 1959, 1960, 1961, 1962
Hubble, Jay (Pendleton, IN)	2009, 2010, 2011, 2013
Huber, Mike (Batavia, OH)	1964, 1965, 1966
Hull, Garrett (Naples, FL)	2005, 2006, 2007
Humbert, Christophe (Fort de France, Martinique) ..	2000, 2001, 2002

J

Jenkins, Brandon (Muncie, IN)	2008, 2009, 2010, 2011
Jenkins, Terry (Muncie, IN)	2009, 2010, 2011
Johnson, Bubby (Waldorf, MD)	2014, 2015
Johnson, Jerry (Miami, FL)	1985, 1986, 1987, 1988
Johnson, Jimmie	1991
Johnson, Miles (Wilmington, DE)	1970, 1971
Johnson, Moses (Stuart, FL)	1980, 1981, 1982, 1983
Johnson, Sherman (Seffner, FL)	1990, 1991
Johnson, Vernon (Sanford, FL)	1977
Jones, Bill (St. Petersburg, FL)	1961, 1962
Jones, Ja'Kwan "Slinky" (Newburgh, NY)	2018, 2019
Jones, James (Lakeland, FL)	1970, 1971, 1972
Jones, James (West Haven, CT)	2004
Jones, Trey (Tampa, FL)	2021, 2022, 2023
Jordan, Malik (Kempsville, PA)	2020
June, R.J. (Sanford, FL)	2016, 2017
Jurecko, John (Cleveland, OH)	1967, 1968, 1969, 1970

K

Kabalaoui, Farris (Oviedo, FL)	2020, 2021, 2022, 2023
Kearney, Kris (Palm Bch. Gardens, FL) ..	1986, 1987, 1988, 1989
Kelly, Tyler (Pickerington, OH)	2012, 2013, 2014, 2015
Kennedy, Ted (LeMars, IA)	1985, 1986
Kere, Innocent (Burkina Faso, Africa)	1998, 1999, 2000
Kerley, John (Hollywood Hills, FL)	1994
Kershner, Ed (Montpelier, IN)	1960, 1961, 1962, 1963
Kiesler, Pierce (Louisville, KY)	2019, 2020, 2021, 2022
King, Mark (Rotonda, FL)	1980, 1981, 1982
Knappenberger, Gail (Macomb, IL)	1964, 1965, 1966
Knecht, Scott (Haddonfield, NJ)	1983, 1984

L

Lane, Dominic (St. Petersburg, FL)	2011, 2012, 2013, 2014
Lapolla, Nick (New Rochelle, NY)	1957, 1958
Lasch, John (Albany NY)	1957, 1958, 1959
Lawn Les (Springfield, NJ)	1957, 1958, 1959
Lawton, Jonathan (Williamstown, NJ)	2018, 2019
Ledlow, Joel (Shalimar, FL)	1962, 1963, 1964, 1965
Lee, Chris (Jacksonville, FL)	1990, 1991, 1992, 1993
Leitmaker, Brant (Lancaster, OH)	2013
Lester, Marshall (St. Petersburg, FL)	1975, 1976, 1977, 1978
Lester, Mike (Springfield, NJ)	1970, 1971
Leuly, Jean-Noel (Schoelcher, Martinique)	2002, 2003
Lewis, Fred (Beckley, WV)	1966, 1967, 1968, 1969
Logan, Tyler (Landover, MD)	2014, 2015
Louis, Noah (Miami, FL)	2023
Lowman, Blake (Brooksville, FL)	2013
Lozano, Marcanthony (Bradenton, FL)	2014
Luke, Wade (Palm Springs, FL)	1984, 1985, 1986, 1987

M

Marello, Ben (Port Orange, FL)	2018, 2019
Mario, Fabrice (Fort de France, Martinique) ..	1998, 1999, 2000, 2001
Mayer, Marcus (Ponte Verde, FL)	1993
Mayes, Van (Milwaukee, FL)	1988
McClanahan, Alex (Maitland, FL)	2013, 2014, 2015, 2016
McCoy, Gary (Hollywood, FL)	1978
McCray, Larry (Converse, IN)	1957
McDonald, Brandon (Indianapolis, IN)	2007
McGriff, Gary (Otterbein, IN)	1968, 1969, 1970
McKee, Gary (Schenectady, NY)	1959, 1960, 1961, 1962
Mckelphin, Tarik (Plant City, FL)	2022
McKnight, Lamar (Bedford, OH)	2013, 2014
McManamey, Mike (Tampa, FL)	1996, 1997, 1998, 1999
McNamara, John (Oyster Bay, NY)	1957, 1958, 1959
McNeal, Stan (Lakeland, FL)	1976, 1977
McNulty, John (Queens, NY)	1985, 1986
McWilliams, Kyle (Tallahassee, FL)	2017

Merkel, Glenn (Needham, MA) 1969, 1970, 1971
 Meyer, Gary (Louisville, KY) 1972, 1973, 1974, 1975
 Miles, Kevan (Tallahassee, FL) 1984
 Miller, John (Phippsburg, ME) 2008, 2009
 Milton, Fred 1970
 Minerva, Greg (Columbus, OH) 2005
 Moore, S. 1977
 Moore, Trey (Omaha, NE) 2016
 Morlan, Joey (Fort Wayne IN) 2017
 Morricks, Carlton (Tampa, FL) 2007, 2008, 2009
 Morris, Clint (Ft. Lauderdale, FL) 1977, 1978
 Morse, Jamel (Junction City, KS) 2003
 Muller, Mike (Orlando, FL) 1977
 Mullis, John "Mac" (Bartow, FL) 1960, 1961, 1962, 1963
 Murdock, Heather (Avon Park, FL) 1996, 1997, 1998, 1999
 Murphy, Larry (St. Petersburg, FL) 1990, 1991, 1992, 1993

N

Nelson, Mike (Lexington, KY) 1971
 Newberg, Tony (Valrico, FL) 1991, 1992, 1993
 Nunez, Jorge (Miami, FL) 1990, 1991

O

O'Brien, Matt (King of Prussia, PA) 1995
 O'Rourke, Mike (Boca Raton, FL) 1987, 1988, 1989
 Odio, Cesar (Miami, FL) 1978, 1979, 1980, 1981
 Osbourne, Eric (Riviera Beach, FL) 1995, 1996, 1997, 1998

P

Parsons, Dale (Toronto, Ontario) 2006
 Pate, Calvetti (Homestead, FL) 1990, 1991
 Patten, Mike (Tampa, FL) 2002
 Perrotta, Carmine 1970
 Phillips, Carrol (Pekin, IN) 1962, 1963
 Phillips, Jamie (Winter Haven, FL) 1997, 1998, 1999, 2000
 Pinder, Tyrone 1976, 1977
 Platt, Peter (Weymouth, MA) 1970, 1971
 Pospichal, Scott (Auburndale, FL) 1981, 1982, 1983
 Powell, Cedric (Tampa, FL) 2000, 2001, 2002
 Presley, Jerry (Monett, MO) 1966, 1967
 Pullen, Peter (Nashville, TN) 1975, 1976
 Putman, Garrett (Washington, DC) 2012, 2014

Q

Quarterman, Rich (Orlando, FL) 1973

R

Radon, Brian (Center Valley, PA) 1979, 1980, 1981, 1982
 Railsback, Nick (Ft. Lauderdale, FL) 1998, 1999, 2000, 2001
 Railsback, Troy (Ft. Lauderdale, FL) 2002
 Raines, Connor (Beacon Falls, CT) 2023
 Rauch, Jack (Syracuse, NY) 2017, 2018, 2019, 2020
 Rayfield, Rion (Burlington, WI) 2007, 2008, 2009, 2010, 2011
 Reed, Alan (Boothwyn, PA) 1972, 1973, 1974
 Releford, Rico (Johnson City, TN) 2018, 2019
 Reynolds, Randy (Tavares, FL) 1976
 Rhodes, Xavier (Lee's Summit, MO) 2020, 2021, 2022
 Rick, Scott 1976
 Richardson, Reggie (Ft. Myers, FL) 2002, 2003, 2004, 2005
 Ridley, Tom (Bronx, NY) 1982, 1983
 Riley, Len (Schenectady, NY) 1958, 1959
 Rissner, Dan (Brooklyn, NY) 1962
 Roberson, Clide (Orlando, FL) 1980, 1981
 Robertson, Andy (Oakville, Ontario) 1994, 1995, 1996, 1997
 Robinson, Graham (Mount Dora, FL) 1997, 1998, 1999, 2000
 Rodgers, Jair (South Bend, IN) 2020
 Ross, Tyler (St. John, IN) 2015, 2016, 2017, 2018
 Rudolph, Jake (Topsfield, MA) 2017

S

Salmi, Bob (Stroudsburg, PA) 1983, 1984
 Saunders, John (Nassau, Bahamas) 1993, 1994, 1995, 1996
 Sawyer, Bill (Coral Gables, FL) 1984, 1985
 Schner, Jacob (Boca Raton, FL) 2018, 2019, 2020, 2021, 2022
 Scuderi, Frank (Hicksville, NY) 1957, 1958, 1959, 1960
 Schwartz, Sam (Springfield, OH) 1963, 1964, 1965
 Schweisthal, John (Lake City, FL) 1968, 1969
 Shaffer, Matt (Somerset, PA) 2002
 Sharp, Robert (Br. Cliff Man., NY) 1958, 1959
 Shaw, Ellis (Coral Gables, FL) 1964, 1965, 1966, 1967

Shinkman, Dave (Carbondale, FL) 1961, 1962, 1963, 1964
 Shinn, Jason (Lakeland, FL) 1988, 1989, 1990, 1991
 Shipman, Gerry (Tampa, FL) 1975
 Simms, Michael (Chicago, IL) 2006
 Singleton, Rashaad (Campbellton, FL) 2009
 Smaka, Rok (Mariboe, Slovenia) 2003
 Smith, Bob (Orlando, FL) 1972, 1973, 1974, 1975
 Smith, Donovan (St. Paul, MN) 2023
 Smith, Oliver (Raleigh, NC) 1982, 1983
 Smith, Tyler (Richmond, IN) 2018, 2019
 Smith, Zach (Aurora, CO) 2008, 2009
 Spain, Mike (Virginia Beach, VA) 1992, 1993, 1994, 1995
 Spatola, Mike (St. Petersburg, FL) 1975, 1976
 Speas, Theo (Fort Myers, FL) 2012
 Spellman, Jarel (Richmond, VA) 2016, 2017
 Spiro, David (Clearwater, FL) 1965, 1966, 1967
 St. Lifer, Luke (Mountain Lakes, NJ) 2016, 2017, 2018
 Stanley, Travis (Lansing, MI) 1983, 1984
 Stanton, Mark (Lakeland, FL) 1971
 Steen, Alex (Panama City, FL) 2023
 Stephenson, Jim (Wilmington, DE) 1977
 Stevens, Paul (Greensboro, NC) 1994, 1995
 Story, Matt (Sarasota, FL) 2002, 2003
 Sullivan, Mike (Cincinnati, OH) 1969
 Sweeney, William (Philadelphia, PA) 1958, 1959

T

Taylor, Andrew (Toronto, Ontario) 1994, 1995
 Tazioli, Kyle (Winter Park, FL) 2012
 Tertulien, Felix (Brooklyn, NY) 1980, 1981
 Thomas, Terence (Fort Myers, FL) 2001, 2003, 2004, 2005
 Thompson, John (West Cola, SC) 2009, 2010
 Thompson, Keith (Boynton Beach, FL) 1977, 1978
 Thurston, Albert (Ft. Lauderdale, FL) 1976, 1977, 1978
 Toman, Tommy (Boca Raton, FL) 2003, 2004
 Titus, Ray (Oyster Bay, NY) 1985
 Tobin, Don (Indian Rocks, FL) 1957
 Travis, Dylan (Omaha, NE) 2015, 2016
 Tucker, Drew (Valparaiso, FL) 1976, 1977, 1978, 1979
 Turner, Corey (Mount Dora, FL) 1996, 1997, 1998, 1999
 Turner, Daniel (McCordsville, IN) 2015
 Turner, Stephen (McCordsville, IN) 2014, 2016
 Tyrell, Donolly (Pompano Beach, FL) 1987, 1988, 1989, 1990

U

Utz, Steve (Bellevue, KY) 1972, 1973, 1974, 1975

V

Vana, Ken (Cleveland, OH) 1970, 1971, 1972, 1973
 VanDerstine, Gary (Bloomfield, NJ) 1970, 1971, 1972
 Varner, Ron (Chattanooga, TN) 1969, 1970
 Veley, Conlin (Lake Placid, FL) 2010, 2011
 Vines, Cameron (Columbus, OH) 2012, 2013
 Vitito, Tom (Clearwater, FL) 1958
 Volovic, Michael (Carmel, IN) 2015, 2016, 2017

W

Wallace, Kevin (Watertown, NY) 1997, 1998, 1999
 Washington, Reggie (Tallahassee, FL) 1992, 1993
 Washington, Wayne (Valrico, FL) 1984
 Watkins, Yuri (Freeport, Bahamas) 2004
 Weerasooriya, Shanaka (Lemon Bay, FL) 1992, 1994, 1995, 1996
 Wells, John (Fairborn, OH) 1962, 1963, 1964
 Whalley, Richard (Plantation, FL) 1960, 1961, 1962
 Wheat, Frank (Severn, MD) 1960
 Whisenant, Andrew (Oviedo, FL) 2021
 White, Jesse (Ft. Wayne, IN) 1992, 1993
 Wilcox, William (Rockledge, FL) 1986, 1987
 Wilkins, Myles (Venice, FL) 2017, 2018, 2019
 Williams, Blake (Cocoa Beach, FL) 2004, 2005, 2006
 Williams, Braxton (Cocoa Beach, FL) 2005, 2007, 2008, 2009
 Williams, Dominique (Haines City, FL) 2013, 2014, 2015, 2016
 Williams, Ivan (Ft. Lauderdale, FL) 1994, 1995, 1996
 Williams, Jon (North Babylon, NY) 2010, 2011, 2012
 Williams, Jordan (Oceanside, CA) 2009
 Williams, Willie (Columbus, OH) 1972, 1973
 Woerner, Paul (Louisville, KY) 1983, 1984
 Wood, David (Ft. Lauderdale, FL) 2010
 Wooten, Cameron (Peru, IN) 2007, 2008, 2010, 2011
 Wozniak, Len (Detroit, MI) 1961, 1962, 1963

Wright, Dan (St. Petersburg, FL) 1975, 1976
 Wright, Lester (Orlando, FL) 1979

Z

Zablotny, Sheldon (Erie, PA) 2016
 Zelazowski, Clay (Pittsburgh, PA) 2004
 Zipko, Bob (Wikes Barres, PA) 1981, 1982

HEAD COACHES

Darner, Linc 2007–2015
 Donnelly, Michael 2016–2023
 Gibbons, Gordon 1991–2000
 Green, Tom 1957–1971
 Jarrett, Jim 1972–1977
 Longa, Tony 2001–2006
 Scholz, George 1983–1990
 Wissel, Hal 1978–1982

ASSISTANT COACHES

Aldrich, Wes 1979–1982
 Aldridge, B.J. 2012
 Alston, Kurt 1981
 Andringa, Jim 1964
 Arey, Donnie 2006–2007
 Buchanan, Brent (a) 2000
 Burkett, David 2009–2010
 Champion, Nate 2018–2019
 Church, Tom 2011–2013
 Davis, Rich 2014
 Diehm, Nick 1963
 Doherty, Dan 1967
 Duerr, Jeremy 2013
 Fitzmorris, Shaun (b) 1991
 Gibbons, Gordon (c) 1988–1990
 Goding, Dick 1976
 Granger, Gene 2004
 Hanrahan, Sean 2002–2006
 Henry, Patrick 2000
 Herbst, Randall 2007
 Jarrett, Jim 1967–1971
 Jenkins, Terry 2016–2017
 Johnson, John 1997
 Jones, Alvin 2003, 2005–2006
 Kelly, Tyler 2016
 Kennedy, Ted 1990
 Langston, Greg 2020–2022
 Livengood, Lyle 2001
 Loewendick, Chuck 1987
 Longa, Frank 1994–1995
 Longa, Tony 1995–2000
 Lytle, Shawn 2001
 Mack, John 1966
 Madagan, Mike 1994–1996
 Makubika, Mike (d) 2016–2023
 Marshall, Rich 1985
 Mazur, Mike 2008–2010
 McNamara, John 1960
 Niland, Joe 1991–1993
 Norwood, Tae 2008
 Odio, Cesar 1983–1984
 Paschal, Bobby 1972
 Phillips, Carol 1964–1965
 Respress, Garrick 1998
 Scuderi, Frank 1959
 Spiccuza, John 1959
 Speraw, Kirk 1982–1987
 St. Lifer, Luke 2023
 Swank, Ben 2014–2015
 Tillman, Willie 2002–2003
 Tobin, Don 1958
 Tucker, Drew 1980
 Vitito, Tom 1961
 Weeks, Kenyan 2011
 Whalley, Dick 1962, 1965
 Williams, Blake 2007–2010
 Wood, Bill 1957

(a) Graduate Assistant Coach (b) Undergraduate Assistant Coach
 (c) named Associate Head Coach in 1989-90
 (d) named Associate Head Coach in 2019-20

ALL-TIME NUMBERS

0

Kevin Capers	2012, 2013, 2014, 2015
Jalyn Hinton	2020, 2021
Jack Casale	2022

1

Brandon Jenkins	2008, 2009, 2010, 2011
Cameron Vines	2012, 2013
Tyler Logan	2014, 2015
Jeremiah Davis	2017
Trey Diggs	2018
Malik Jordan	2020
Dominick Denny	2021, 2022, 2023

2

Terry Jenkins	2009, 2010, 2011
Dominic Lane	2014
Michael Volovic	2016, 2017
Tyler Smith	2018, 2019
Brandon Carroll	2020, 2021
Jadin Booth	2022, 2023

3

Benjie Bowman	1981
Travis Stanley	1983, 1984
Jerry Johnson	1985, 1986, 1987, 1988
Jonathan Lawton	2018, 2019
Xavier Rhodes	2020, 2021, 2022

4

Jim Harris	1982, 1983, 1984
Glenn Hanson	1985, 1986
Joe Dawson	1987, 1988, 1989
Larry Murphy	1990, 1991, 1992, 1993
Shanaka Weeasoorya ..	1992, 1994, 1995, 1996
Bubby Johnson	2014, 2015
Kyle McWilliams	2017
Rico Releford	2018, 2019
Jair Rodgers	2020

5

Scott Pospichal	1982, 1983
Wade Luke	1984, 1985, 1986, 1987
Michael Dean	1989, 1990
Chet Galloway	1991, 1992, 1993, 1994
Matt O'Brien	1995
Jamie Phillips	1997, 1998, 1999, 2000
Corey Harrison	2001, 2002
Chris Brooks	2003, 2004
Braxton Williams	2005, 2007, 2008, 2009
David Wood	2010
Dominic Lane	2011, 2012, 2013
Tyler Ross	2015, 2016, 2017, 2018
DeAndre Campbell	2019, 2020, 2021, 2022
Donovan Smith	2023

10

Frank Adams	2014
Josh Brown	2017, 2018, 2019, 2020
Wes Bongiorno	2021, 2022, 2023

11

Ken Vana	1972, 1973
Mike Spatolla	1975, 1976
Tyrone Pinder	1977
Mitch Harris	1978
Kurt Alston	1979, 1980
Jay Gibbons	1999, 2000, 2001
Reggie Richardson	2002, 2003, 2004, 2005
Garrett Hull	2006, 2007
Jay Hubble	2009, 2010, 2011, 2013
Melique Hill	2014, 2015, 2016
Brett Hanson	2017, 2018, 2019, 2020
Tarik Mckelphin	2022
Noah Louis	2023

12

Marvin Carr	1972
Joe Brown	1973, 1974
Gerry Shipman	1975
Drew Tucker	1976
Mike Muller	1977
Gary McCoy	1978
Clide Robertson	1980, 1981
John Saunders	1993
Mike McManamey	1996, 1997, 1998, 1999
Cedric Powell	2001, 2002
Jamel Morse	2003
Eric Fernandez	2007, 2008, 2009
Jon Williams	2010, 2011, 2012
Dominique Williams ..	2013, 2014, 2015, 2016
Riley Buccino	2023

13

Gary Vanderstine	1972
Logan Brooks	1973, 1974, 1975, 1976
Warren Butler	1977, 1978
Matt Story	2002, 2003
Clay Zelazowski	2004
Allen Gilberry	2005, 2006
Brandon McDonald	2007
John Miller	2009
Tyler Burton	2012
Joey Morlan	2016
E.J. Dambreville	2019, 2020, 2021, 2022, 2023

14

DeVoss, Mark	1982, 1983, 1984, 1985
Bob Gyori	1986
Shaun Fitzmorris	1989, 1990
Shanaka Weearsooriya ..	1992
John Kerley	1994
Tyler Kelly	2012, 2013, 2014, 2015
Whisenant, Andrew	2021

15

Buddy Bailey	1979
Mike Hayes	1980, 1981
Bob Gyori	1985
John Buckley	1986, 1987, 1988, 1989
Tony Newberg	1991, 1992, 1993
John Thompson	2009, 2010
Mitch Emory	2011
Branty Leitnaker	2013
Dylan Travis	2015, 2016
Ben Marello	2019

20

Dexter Hamilton	1994, 1995
Antatius Clark	1996, 1997
John Everett	1999, 2000
Troy Railsback	2002
James Jones	2004
Rion Rayfield	2007, 2008, 2009, 2010, 2011
Luke St. Lifer	2016, 2017, 2018

21

Ricky Duncan	1963
David Spiro	1967
Ron Varner	1969, 1970
Woody Clymer	1971
Steve Utz	1972, 1973, 1974, 1975
Drew Tucker	1977, 1978, 1979
Moses Johnson	1980, 1981, 1982, 1983
Wayne Washington	1984
Eddie Brand	1985
Bill Buckley	1986, 1987, 1988, 1989
Sherman Johnson	1990, 1991
Tim Gatz	1992, 1993, 1994, 1995
Preston Fredrick	2009, 2010, 2011
Seth Evans	2012, 2013
Stephen Turner	2014, 2016
Andre Elam	2017
Farris Kabalaoui	2022, 2023

22

Dale Collins	1957
William Sweeney	1958, 1959
Larry Collins	1960
Dave Shinkman	1961
John Mullis	1962, 1963
Scott Fitzgerald	1967, 1968
Woody Clymer	1972
Charlie Green	1973, 1974
Dan Wright	1975, 1976
Clint Morris	1977, 1978
Brian Radon	1979, 1980, 1981, 1982
Kevan Miles	1984
John McNulty	1985, 1986
Derek Flowers	1988, 1989, 1990, 1991
Marcus Mayer	1993
Eric Osborne	1995, 1996, 1997, 1998
Derek Heard	1999, 2000, 2001, 2002
Tommy Toman	2003, 2004
Garrett Hull	2005
Rob Eldridge	2007, 2008, 2009
Damon Ellison	2010, 2011
Lamar McKnight	2013, 2014
Daniel Turner	2015
Trey Moore	2016
Jacob Schnner ..	2018, 2019, 2020, 2021, 2022
Connor Raines	2023

23

Les Lawn	1957, 1958, 1959
Bill Jones	1961
Dave Shinkman	1962, 1963, 1964
David Spiro	1965, 1966
Fred Lewis	1966, 1967, 1968, 1969
Bill Brown	1970, 1971
Alan Reed	1972, 1973, 1974
Albert Thurston	1976, 1977, 1978
Bob Zipko	1981, 1982
William Wilcox	1986, 1987
David Farnum	1989
Calvetti Pate	1990, 1991
Jesse White	1992, 1993
Ivan Williams	1994, 1995, 1996
Jimmie Baker	1997, 1998, 1999
Harre, Andy	2000
John Everett	2001, 2002, 2003
Hurley Dunbar	2004, 2006
Alvin Bradley	2007, 2008, 2009
Garrett Putman	2012, 2013, 2014

24

Tom Vitito	1958
Dick Goding	1968
Lester Wright	1979
Felix Tertulien	1980, 1981
Scott Knecht	1983, 1984
Ted Kennedy	1985, 1986
Michael Bradley	1988
Jorge Nunez	1990, 1991
Reggie Washington	1992, 1993
John Saunders	1994, 1995, 1996
Scott Holden	1997, 1998, 1999
Ian Foster	2001
Matt Shaffer	2002
Labib Feidy	2003
Dominic Girod	2005, 2006, 2007
Jordan Williams	2009
Chris Enrico	2010
Theo Speas	2012
Blake Lowman	2013
R.J. June	2016, 2017
Kai Cleary	2019, 2020

25

Robert Sharp	1958, 1959
Ed Kershner	1960, 1961, 1962, 1963
Jim Hayes	1966, 1967
Dick Goding	1969
Miles Johnson	1970
Mike Spain	1992, 1993, 1994, 1995

Jimmie Baker	1996
Nick Railsback	1998, 1999, 2000, 2001
Yuri Watkins	2004
Greg Minerva	2005
Cameron Wooten	2007, 2008
Conlin Veley	2010, 2011
Andrew Cisowski	2012
Jarel Spellman	2016, 2017
Ja'Kwan "Slinky" Jones ..	2018, 2019
Babatunde Ajike	2022, 2023

26

Frank Scuderi	1958
---------------------	------

27

Larry McCray	1957
--------------------	------

28

John Lasch	1957, 1958
------------------	------------

29

Richard Barlow	1957
Len Riley	1958

30

Robert Ball	1957, 1958
Chris Conley	1994
Josh Beardsley	1996
Graham Robinson	1997, 1998, 1999, 2000
Jerry Edwards	2001
Rok Smaka	2003
Greg Hopkins	2004
Will Graham	2007, 2008
Stephen Battle	2014, 2015

31

Ricky Duncan	1962
Gail Knappenberger	1964, 1965, 1966
Bob Denis	1967, 1968
Josh High	1969, 1970, 1971
Willie Williams	1972, 1973
Marshall Lester	1975, 1976, 1977, 1978
John Ebeling	1979, 1980, 1981, 1982
Farris Kabalaoui	2020, 2021

32

Don Tobin	1957
Robert Goding	1959
Henry Feldman	1961, 1962
Bobby Bowman	1963, 1964, 1965, 1967
John Cafarelli	1968, 1969
James Jones	1970, 1971
Mack Baker	1972, 1973
John Burd	1974
Stan McNeal	1976, 1977
Cesar Odio	1978, 1979, 1980, 1981
Hartje, Eric	1983, 1984, 1985, 1986
Donoly Tyrell	1987, 1988, 1989, 1990
Scott Head	1992, 1993
Paul Stevens	1994, 1995
Len Brutcher	1996
Hermio Bermudez	1997
Fabrice Mario	1998, 1999
Ronnie Clark	2000
Kenny Ebanyat	2003, 2004, 2005
Dwayne Abraham	2006
Zach Smith	2008, 2009
A.J. Hawkins	2010, 2011, 2012
Alex McClanahan	2013
Michael Volovic	2015
Jake Rudolph	2017

33

Nick Lapolla	1957, 1958
Len Wozniak	1962, 1963
Scott Fitzgerald	1965, 1966
Gary McGriff	1968, 1969, 1970
Simon Harper	1971, 1972
Herbert Berry	1973, 1974
Keith Thompson	1977, 1978

Warren Butler 1979, 1980
 Chris Dickey 1981
 Corey Turner 1996, 1997, 1998, 1999
 Ellery Boykin 2002, 2003, 2004, 2005
 Michael Simms 2006
 Cameron Wooten 2010, 2011
 Tyler Tazioli 2012
 Alex McClanahan 2014, 2015, 2016
 Jack Rauch 2017, 2018, 2019, 2020
 Olafur Gunnlaugsson 2022, 2023

34

John McNamara 1957, 1958, 1959
 Carol Phillips 1962, 1963
 Ellis Shaw 1964, 1965, 1966, 1967
 Peter Platt 1970
 Marvin Carr 1971
 Oliver Smith 1983
 Phil Holder 1986, 1987
 Van Mayes 1988
 Chris Lee 1990, 1991, 1992, 1993
 Andrew Taylor 1994, 1995
 Kevin Wallace 1997, 1998, 1999
 Herminio Bermudez 2000
 Fabrice Mario 2001
 Mike Patten 2002, 2003
 Blake Williams 2004, 2005, 2006
 John Miller 2008
 Michael Burton 2010, 2011, 2012
 Marcanthony Lozano 2014
 Ben Marello 2018
 Alex Steen 2023

35

Hopkins, Robert 1958, 1959, 1960, 1961
 Jerry Eaton 1962
 Tom Conner 1965, 1966, 1967
 John Schweisthal 1968
 Carmine Perrotta 1970
 Myles Wilkins 2017, 2018, 2019
 Trey Jones 2021, 2022, 2023

36

John Schweisthal 1969

38

Frank Scuderi 1957, 1959

40

Al Garmon 1983, 1984
 Mike O'Rourke 1987, 1988, 1989
 Bill Drost 1991, 1992, 1993, 1994
 Len Brutcher 1995
 Heath Murdock 1996, 1997, 1998, 1999
 Fabrice Mario 2000
 Terence Thomas 2001, 2003, 2004, 2005
 Dale Parsons 2006
 Carlton Morricks 2007, 2008, 2009
 Brett Bailey 2010, 2011, 2012, 2013

41

John Cosselman 1961
 James Jones 1972
 John Edwards 1973, 1974, 1975, 1976
 Pierce Kiesler 2019, 2020, 2021, 2022

42

Joel Ledlow 1962, 1963, 1964, 1965
 Jerry Presley 1966, 1967
 Glenn Merkel 1969
 Gary VanDerstine 1971
 Bob Smith 1972, 1973, 1974, 1975
 Joe Brown 1978, 1979
 Mark King 1980, 1981, 1982
 Bob Salmi 1983, 1984
 Kris Kearney 1986, 1987, 1988, 1989

43

John Lasch 1959
 Richard Whalley 1960, 1961
 James Andringa 1962, 1963
 Mike Huber 1964, 1965, 1966
 John Jurecko 1967, 1968, 1969, 1970
 Platt, Peter 1971
 James Gilchrist 1972, 1973
 Kirk Hannah 1974
 Peter Pullen 1975, 1976
 Bob Dolan 1977, 1979, 1980
 Oliver Smith 1982

Paul Woerner 1983, 1984
 Jeff Anthony 1989
 Cedric Cusic 1990
 Jason Shinn 1991

44

Keith Duncan 1978, 1979
 Tom Ridley 1982, 1983
 Bill Sawyer 1984, 1985
 Jason Shinn 1988, 1989, 1990
 Andy Robertson 1994, 1995, 1996, 1997
 Herminio Bermudez 1999
 Christophe Humbert .. 2000, 2001, 2002, 2003
 Troy Beatty 2004
 Arnaldo Abreu 2005, 2006, 2007
 Jon Gardner 2010, 2011, 2012, 2013
 Sheldon Zablotney 2016
 Luke Anderson 2022, 2023

45

Len Riley 1959
 Frank Wheat 1960
 Len Wozniak 1961
 John Wells 1962, 1963, 1964
 Gary Bowker 1966
 Ron Gielow 1968, 1969
 Mike Lester 1970, 1971
 Ray Titus 1985
 Rashaad Singleton 2009

50

Randy Hagerdon 1992
 Innocent Kere 1998, 1999, 2000
 Jean-Noel Leuly 2002, 2003
 Andrei Grant 2006, 2007, 2008

51

Gary McKee 1959, 1960, 1961
 Mike Barker 1965
 Rich Quarterman 1973, 1974
 Bill Chambers 1975, 1976, 1977, 1978

52

Frank Scuderi 1960

Tim Eisnaugle 1963, 1964
 Dick Gensler 1965, 1966
 Ken Vana 1970, 1971
 Frank Boyers 1972
 Alan Baillie 1975, 1976
 Jim Stephenson 1977
 S. Moore 1977

53

Henry Feldman 1959, 1960
 Jerry Eaton 1961
 Fred Milton 1970
 Mark Stanton 1971
 Gary Meyer 1972, 1973, 1974, 1975
 Randy Reynolds 1976
 Vernon Johnson 1977

54

Robert Ball 1959
 John Mullis 1960
 Sam Schwartz 1963, 1964, 1965
 Rick Heaston 1968, 1969, 1970

55

Dan Rissner 1962
 Tom Dawson 1963, 1964
 Dan Doherty 1965, 1966
 Sullivan, Mike 1969
 Glenn Merkel 1970, 1971
 Tray Alexander 2023

Numbers Unavailable

Larry Collins 1959
 Donnie Davis 1965
 Jimmie Johnson 1991
 Kevin Holmquest 1993

YEARLY RESULTS

1923-24

Coach: J.J. Alderman

(only partial results available)

12/15	Lake Wales Amer. Leg.	W	29	22
1/11	Rollins	H	W	40 17
1/14	Florida	A	L	15 27
1/15	Florida	A	L	22 26
1/16	Jacksonville YMCA	A		
1/17	Rollins	A	W	31 29
1/31	Jacksonville YMCA	H		
2/02	Albany YMCA	A		
2/04	Oglethorpe	A		
2/05	Piedmont	A		
2/06	Newberry	A		
2/07	Presbyterian	A	W	35 32 OT
2/08	South Carolina	A	L	27 39
2/09	The Citadel	A		
2/21	Florida	H	L	21 23
2/22	Florida	H	W	29 23

*Home games played at Methodist Church gym,
or at Lakeland High School*

1924-25

Coach: J.J. Alderman

(2-6) – (H: 1-1; A: 1-5)

1/16	Lake Wales Amer. Leg.	A	W	26 11
1/23	Tampa YMCA Imps	H	L	19 33
2/07	Tampa YMCA Imps	A	L	18 28
2/09	Vero Beach Amer. Leg.	A	L	23 28
2/10	Fort Pierce	A	L	7 14
2/11	West Palm Bch. YMCA	A	L	32 35
2/20	Florida	H	W	21 17
2/24	Florida	A	L	21 32

*Home games played at Methodist Church gym
or at Lakeland High School*

1925-26

Coach: Jimmy Haygood

(7-3) – (H: 5-2; A: 2-1)

Jan.	Lake Wales Amer. Leg.	H	W	20 14
1/14	Suniland Realty	H	W	28 19
1/19	Fla. Public Utilities	H	W	20 14
1/23	Suniland Realty	H	L	22 24
1/26	Stetson	H	L	9 38
Feb.	Arcadia	A	W	33 7
Feb.	Lakeland High School	A	W	16 15
2/03	Rollins	A	L	24 34
2/15	Rollins	H	W	25 9
	Fla. Public Utilities	H	W	25 9

*Home games played at Methodist Church gym
or at Lakeland High School*

1926-27

Coach: John Anderson

(5-3) – (complete schedule details unavailable)

12/17	Tampa YMCA Imps	L	11	34
Dec.	St. Petersburg Triangles	L	27	49
Dec.	Lakeland High School	W	?	?
1/07	St. Petersburg Triangles	A	L	16 57
1/28	Tampa YMCA Imps	L	?	?
2/04	Stetson	H	W	25 23
2/07	St. Petersburg Triangles	W	35	26
2/11	Winter Haven Amer. Leg.	W	28	23
2/15	Stetson	A	W	29 21

*Southern Intercollegiate Athletic Association
Champions (for the state of Florida)
Home games played at Methodist Church gym
or at Lakeland High School*

1927-28

Coach: Jessie Burbage

(8-8) – (H: 5-0; A: 3-8)

	St. Petersburg Triangles	A	W	45 28
1/06	South Georgia A&M	A	W	46 23
1/07	Albany (GA) YMCA	A	L	26 44
1/09	Fort Benning Army Base	A	L	32 56
1/11	Birmingham Southern	A	L	32 36
1/12	Howard (AL)	A	L	23 24
1/13	Auburn	A	L	18 51
1/17	Florida	H	W	26 24
1/24	Miami (FL)	H	W	40 24
1/27	Stetson	H	W	33 19
1/28	Rollins	A	W	26 17
2/10	Stetson	A	L	15 18
2/14	Florida	A	L	22 32
2/16	South Georgia A&M	H	W	40 26
2/18	Miami (FL)	A	L	18 38
2/23	Rollins	H	W	31 19

Home games played at the College Gym

1928-29

Coach: Jessie Burbage

(11-4) – (H: 5-0; A: 6-4)

1/08	Avon Park Amer. Leg.	H	W	24 17
1/12	Fort Myers	A	W	38 6
1/14	Orlando	H	W	53 27
1/16	Florida	A	L	26 28
1/17	South Georgia A&M	A	W	38 37
1/18	Auburn	A	L	29 33
1/19	Fort Benning Army Base	A	W	34 28
1/21	Howard (AL)	A	W	30 23
1/22	Birmingham Southern	A	L	31 33
1/29	Rollins	H	W	32 21
1/30	Rollins	H	W	43 18
2/05	Miami (FL)	H	W	39 15
2/08	Rollins	A	W	35 22
2/09	Rollins	A	W	50 36

*Southern Intercollegiate Athletic Association
Champions (for the state of Florida)
Home games played at the College Gym*

1929-30

Coach: Edward Hood

(8-6) – (H: 2-2; A: 6-4)

1/09	Sebring	A	W	32 20
1/11	Tampa Heights	A	W	27 13
1/18	Florida	H	L	31 44
1/21	Rollins	H	W	39 16
1/25	South Florida A.C.	H	W	50 28
1/27	Norman Park (GA)	A	L	38 41
1/28	South Georgia A&M	A	W	50 41
1/29	Fort Benning Army Base	A	L	28 41
1/30	Hub Hard (Columbus, GA)	A	W	46 29
1/31	Albany (GA) YMCA	A	L	42 63
2/15	Rollins	A	W	33 21
2/17	Stetson	H	L	35 38
2/21	Florida	A	L	30 54
2/24	Stetson	A	W	34 33

*Southern Intercollegiate Athletic Association
Champions (for the state of Florida)
Home games played at the College Gym*

1930-31

Coach: Dee Mosley

(8-4, 5-3 PCC, 2nd) – (H: 4-2; A: 4-2)

1/22	Stetson +	H	W	23 21
1/26	Miami (FL) +	A	L	24 27
1/29	Sebring	A	W	29 26
2/03	St. Petersburg JC	A	W	75 27
2/04	Orlando	A	W	61 32
2/09	Howard (AL) +	H	L	24 30
2/11	Miami (FL) +	H	W	40 21
2/14	Stetson +	A	L	25 46
2/18	Rollins +	A	W	44 40
2/21	Georgia State College +	H	W	41 25
2/23	Georgia State College	H	L	29 34
2/26	Rollins +	H	W	32 22

*+Palmetto Conference Game
Home games played at the College Gym*

1931-32

Coach: Earnest Bowyer

(10-3) – (H: 4-1; A: 4-1; N: 2-1)

1/14	Stetson	A	L	26 52
1/26	Coca-Cola Five (Tampa)	H	W	43 23
1/27	Tampa JC	H	W	36 8
2/03	Sunkists (Lakeland)	H	L	30 35
2/08	Coca-Cola Five (Tampa)	A	W	46 29
2/09	Rollins	H	W	38 15
2/10	Sunkists (Lakeland)	H	W	23 19
2/12	St. Petersburg JC	A	W	40 27
2/15	Rollins	A	W	23 16
2/17	Stetson	H	L	20 36
2/18	St. Petersburg JC	H	W	29 17
2/27	Tampa JC	A	W	66 19
2/19	Sunkists (Lakeland)	H	W	33 15

Home games played at the College Gym

1932-33

Coach: Doc Melton

(12-7, 5-3 FIC) – (H: 6-3; A: 6-3; N: 0-1)

1/12	Sebring Fireman	A	L	19 32
1/21	Tampa •	H	W	28 20
1/27	Ringling •	A	W	19 18
1/28	St. Petersburg JC •	A	L	28 53
2/04	Tampa •	A	W	60 12
2/07	Sunkists (Lakeland)	N	L	27 71
2/10	Florida Military Inst. •	A	W	45 41
2/17	Ringling •	H	L	31 38
2/21	St. Petersburg JC •	H	W	36 27
2/24	Florida Military Inst. •	H	L	26 29
3/01	Sunkists (Lakeland)	H	L	22 33
3/02	Sebring Fireman	A	L	21 36

FLORIDA INTERCOLLEGIATE CONF. TOURN. (Champions)

3/07	St. Petersburg JC	H	W	50 31
3/08	Ringling	H	W	25 19
3/14	Mulberry Big Panthers	A	W	35 19
3/16	Frostproof Pro Vikings	H	W	51 15
3/20	Mulberry Big Panthers	H	W	49 21
3/21	Frostproof Pro Vikings	A	W	53 33
3/23	Groveland	A	W	29 26

*• Florida Intercollegiate Conference Game
Home games played at the College Gym*

1933-34

Coach: Johnny Woodall
(7-5) – (H: 4-2; A: 3-3)

1/11	Plant City	H	W	36	31
1/16	Tampa	A	L	38	55
1/18	Plant City	A	W	41	26
1/26	Tampa	H	L	32	37
1/30	Groveland	A	L	10	13
2/03	Clearwater Power	H	W	32	27
2/07	St. Petersburg JC	H	W	45	14
2/10	Florida Military Inst.	H	W	33	13
2/14	St. Petersburg JC	A	L	30	32
2/17	Sunkists (Lakeland)	H	L	21	40
2/20	Sebring Firemen	A	W	25	21
2/21	Florida Military Inst.	A	W	27	13

Home games played at the College Gym

1934-35

Coach: Walter Woolfolk
(3-5) – (H: 2-3; A: 1-2)

1/10	Sebring Martins	H	L	26	29
1/18	Tampa	A	L	25	41
1/21	Sunkists (Lakeland)	H	L	35	46
1/24	Sebring Martins	A	W	23	19
1/26	St. Petersburg JC	H	W	34	31 (OT)
2/01	Sunkists (Lakeland)	H	L	21	42
2/11	Tampa	H	W	40	25
2/16	St. Petersburg JC	A	L	32	34

Home games played at the College Gym

1935-36

Coach: William Battle
(12-4, 9-3 LCL, T-1st) – (H1: 9-4; H2: 1-0; A: 2-0)

1/11	Tampa	H4	L	13	36
1/20	Bon-Ton Cleaners ‡	H4	W	37	24
1/23	Battery "D" ‡	H4	L	19	20
1/27	Sargeant's Dairy ‡	H4	W	25	21
1/30	Bon-Ton Cleaners ‡	H4	W	42	17
2/06	St. Petersburg JC	A	W	43	25
2/07	Sargeant's Dairy ‡	H4	W	32	20
2/10	Bon-Ton Cleaners ‡	H4	W	36	29
2/13	Battery "D" ‡	H4	L	20	28
2/14	Tampa	A	W	26	13
2/17	Sargeant's Dairy ‡	H4	W	26	13
2/19	Bon-Ton Cleaners ‡	H4	W	34	25 (OT)
2/21	St. Petersburg JC	H2	W	52	50
2/24	Battery "D" ‡	H4	W	26	23
2/27	Sargeant's Dairy ‡	H4	L	27	36
3/02	Battery "D" ‡	H4	W	33	22

H4: Lakeland High School - H2: College Gym
‡ Lakeland City League Game

1936-37

(no basketball in 1936-37)

1937-38

(no basketball in 1937-38)

1938-39

Coach: William Battle
(9-9) – (H: 5-2; A: 4-7)

1/05	Abraham-Baldwin	H	W	40	38
1/06	Florida	A	L	26	62
1/10	West Palm Beach JC	H	W	29	16
1/13	St. Petersburg JC	H	W	44	32
1/14	St. Petersburg JC	H	W	43	30
1/16	Abraham-Baldwin	A	L	23	39
1/17	Albany YMCA	A	L	37	40
1/18	Fort Benning Army Base	A	L	39	59
1/19	Birmingham Southern	A	L	39	45
1/20	Howard (AL)	A	L	31	60
2/02	Stetson	H	L	23	49
2/03	Rollins	A	W	40	28
2/09	Florida	H	L	24	38
2/10	St. Petersburg JC	A	W	46	44
2/11	St. Petersburg JC	A	W	45	40
2/17	West Palm Beach JC	A	W	40	21
2/24	Stetson	A	L	30	37
2/28	Rollins	H	W	49	41

Home games played in Ruel B. Gilbert Gymnasium

1939-40

Coach: William Battle
(2-12) – (H: 1-8; A: 1-4)

12/08	Florida	A	L	33	60
1/06	Florida	H	L	29	77
1/10	St. Petersburg JC	A	W	33	31
1/11	Norman Park JC (GA)	H	L	20	42
1/13	Tampa	H	L	25	38
1/19	Rollins	H	L	32	50
1/23	Jacksonville State	H	L	45	47
1/27	St. Petersburg JC	H	W	37	28
1/30	Tampa	H	L	28	46
2/03	Stetson	A	L	20	34
2/12	Miami (FL)	H	L	42	43
2/16	Rollins	A	L	37	59
2/22	Stetson	H	L	21	25
2/23	Miami (FL)	A	L	30	37

Home games played in Ruel B. Gilbert Gymnasium

1940-41

Coach: William Battle
(6-7, 2-5 BFC) – (H: 3-3; A: 3-4)

12/12	Florida	A	L	19	43
1/14	West Palm Beach JC	H	W	48	23
1/18	Stetson Δ	A	L	30	43
1/25	St. Petersburg JC	H	W	54	31
1/28	Rollins Δ	H	W	31	12
1/31	Florida	H	L	31	47
2/04	Miami (FL) Δ	H	L	43	57
2/08	Rollins Δ	A	L	30	41
2/13	West Palm Beach JC	A	W	70	15
2/14	Miami (FL) Δ	A	L	33	41
2/15	Miami (FL) Δ	A	W	50	38
2/19	St. Petersburg JC	A	W	45	35
2/21	Stetson Δ	H	L	30	45

Δ Big 5 Conference Game
Home games played in Ruel B. Gilbert Gymnasium

1941-42

Coach: William Battle
(2-9) – (H: 1-5; A: 1-4)

12/12	Florida	A	L	36	51
1/13	Stetson	A	L	23	85
1/22	Miami (FL)	A	L	21	40
1/23	Miami (FL)	A	L	25	40
1/31	Tampa	A	W	53	38
2/03	Florida	H	L	22	50
2/05	Drew Field Soldiers	H	W	31	30
2/09	Miami (FL)	H	L	34	41
2/10	Miami (FL)	H	L	32	38
2/14	Tampa	H	L	18	38
2/20	Stetson	H	L	32	62

Home games played in Ruel B. Gilbert Gymnasium

1942-43

Coach: William Battle
(6-0)

(results unavailable)

1943-44

(no basketball in 1943-44)

1944-45

(no basketball in 1944-45)

1945-46

Coach: William Battle
(7-4) – (H: 4-1; A: 3-3)

1/19	St. Petersburg JC	H	W	64	16
1/25	Tampa	H	W	40	23
2/01	Stetson	A	W	40	36
2/05	Rollins	A	W	40	13
2/08	St. Petersburg JC	A	W	43	10
2/11	Miami (FL)	A	L	40	45
2/12	Miami (FL)	A	L	47	53
2/15	Tampa	A	L	30	34
2/19	Rollins	H	W	25	18
2/20	Miami (FL)	H	L	43	46
2/22	Stetson	H	W	50	32

Home games played in Ruel B. Gilbert Gymnasium

1946-47

Coach: William Battle
(6-9) – (H: 5-5; A: 1-4)

11/29	St. Petersburg JC	H	L	37	39
12/06	Florida	A	L	24	47
12/13	Miami (FL)	A	L	25	38
12/14	Miami (FL)	A	W	41	37
1/18	Stetson	H	W	44	42
1/24	Tampa	H	W	40	32
1/25	St. Petersburg JC	A	L	30	35
1/31	MacDill AFB	H	W	49	41
2/03	Jacksonville NAS	H	W	45	36
2/07	Miami (FL)	H	L	43	55
2/08	Miami (FL)	H	L	43	61
2/13	Tampa	H	L	35	39
2/15	Stetson	A	L	30	41
2/21	Florida	H	L	38	63
2/22	Florida State	H	W	58	42

Home games played in Ruel B. Gilbert Gymnasium

1947-48

Coach: Dick Morland
(9-14) – (H: 7-6; A: 2-8)

11/29	Orlando Army Base	H	W	38	15
12/05	Riddle Inter-American	H	L	28	46
12/06	Riddle Inter-American	H	W	51	47
12/12	Stetson	A	W	36	33
1/09	MacDill AFB	H	L	60	70
1/10	Florida	H	L	49	74
1/16	Tampa	H	W	49	44
1/17	MacDill AFB	A	W	78	58
1/22	Stetson	H	W	46	45
1/23	Tampa	A	L	55	59
1/26	Jacksonville NAS	A	L	72	77
1/27	Georgia-Savannah	A	L	41	77
1/30	Tampa	H	W	50	47
1/31	Tampa	A	L	46	60
2/06	Miami (FL)	H	W	59	50
2/07	Miami (FL)	H	L	43	52
2/10	Florida	A	L	43	87
2/13	Florida State	H	W	47	41
2/14	Georgia-Savannah	H	L	50	69
2/17	Jacksonville NAS	H	L	42	64
2/21	Florida State	A	L	45	63
2/27	Miami (FL)	A	L	44	76
2/28	Miami (FL)	A	L	42	49

Home games played in Ruel B. Gilbert Gymnasium

1948-49

Coach: Dick Morland

(9-13, 3-5 DC) – (H: 7-6; A: 2-6; N: 0-1)

11/30	MacDill AFB	H4	W	57	38
12/04	Florida	H4	L	61	83
12/10	Florida State °	A	L	38	46
12/11	Florida State °	A	L	45	63
1/08	MacDill AFB	H4	W	58	57
1/12	Florida	A	W	51	50
1/15	Parris Island Marines	H4	W	81	56
1/19	Mercer °	H4	L	66	79
1/21	Stetson °	H4	W	51	43
1/22	Tampa °	A	L	66	74
1/29	Stetson °	A	W	65	60
2/04	Georgia Teacher's	H4	L	55	57
2/05	Tampa °	H4	W	64	57
2/08	Miami (FL)	H4	L	47	68
2/09	Miami (FL)	H3	L	57	68
2/11	Lawrence Tech	H4	L	58	72
2/14	Mercer °	A	L	50	68
2/15	Georgia Teacher's	A	L	65	87
2/16	Jacksonville NAS	A	L	76	79
2/22	Jacksonville NAS	H3	W	70	65
2/25	Birmingham Southern	H3	W	60	51
<i>DIXIE CONFERENCE TOURNAMENT (at Jackson, MS)</i>					
2/28	Howard (AL)	N	L	62	69
<i>H3: Ruel B. Gilbert Gymnasium • H4: Lakeland High School</i>					
<i>° Dixie Conference Game</i>					

1949-50

Coach: Dick Morland

(16-11, 3-5 DC) – (H: 9-5; A: 5-5; N: 2-1)

11/29	MacDill AFB	H	W	62	42
12/01	Florida	H	L	37	49
12/09	Mercer °	A	L	53	70
12/10	Jacksonville NAS	A	W	55	51
12/16	College of Charleston	H	W	59	52
1/07	MacDill AFB	A	W	56	53
1/10	Jacksonville State	H	W	70	53
1/13	Florida State °	H	W	71	65
1/14	Florida State °	H	W	59	48
1/20	Miami (FL)	A	L	59	69
1/21	Miami (FL)	A	L	49	59
1/25	Stetson °	A	L	50	59
1/28	Mercer °	H	L	68	75
1/30	Jacksonville NAS	H	W	75	56
2/03	Georgia Teacher's	H	L	64	86
2/04	Tampa °	H	L	64	74 (OT)
2/07	Florida	A	W	67	63
2/11	Stetson °	H	W	53	51
2/14	Rollins	H	W	76	61
2/17	Tampa °	A	L	72	73
2/18	Erskine	H	L	75	86
2/22	Wofford	H	W	75	62
2/24	Rollins	A	W	54	51
<i>DIXIE CONFERENCE TOURNAMENT (at Florida State)</i>					
2/27	Howard (AL)	N	W	54	53
2/28	Florida State	A	W	68	56
3/01	Mercer	N	W	59	55
<i>NAIB DISTRICT 25 TOURNAMENT (at Tampa)</i>					
3/04	Georgia Teacher's	N	L	50	64
<i>Home games played in Ruel B. Gilbert Gymnasium</i>					
<i>° Dixie Conference Game</i>					
<i># NAIB District 25 Tournament (at Tampa)</i>					

1950-51

Coach: Paul Holcomb

(9-14, 1-3 DC) – (H: 3-7; A: 4-7; N: 2-0)

11/28	Patrick AFB	H	W	65	41
12/01	Stetson	A	L	58	75
12/06	Florida	A	L	51	71
12/09	Miami (FL)	H	L	61	64
12/12	Parris Island Marines	H	L	45	71
12/16	Florida State °	H	L	55	86
1/08	Jacksonville NAS	H	W	71	58
1/10	Tampa	H	L	40	54
1/13	Florida State °	A	L	41	44
1/15	Troy State	A	W	54	53
1/16	Mercer °	A	W	66	41
1/22	Rollins	A	L	58	63
1/23	Jacksonville NAS	A	W	68	64 (OT)
1/27	Mercer °	H	L	52	53
2/03	Florida	H	W	69	58
2/06	Erskine	N1	W	56	44
2/09	Miami (FL)	A	L	65	79
2/14	Rollins	H	L	57	59
2/17	Patrick AFB	A	W	63	41
2/19	Stetson	H	L	57	62
2/22	Tampa	A	L	46	66
<i>DIXIE CONFERENCE TOURNAMENT (at Macon, GA)</i>					
2/26	Mississippi College	N	W	58	54
2/27	Mercer	A	L	47	72
<i>Home games played in Ruel B. Gilbert Gymnasium</i>					
<i>N1: played in Avon Park</i>					
<i>° Dixie Conference Game</i>					

1951-52

Coach: Paul Holcomb / Jim Lease

(6-18) – (H: 4-6; A: 1-12; N: 1-0)

11/23	Bartow AFB	H	W	55	43
11/30	Patrick AFB	H	W	68	42
12/04	Tampa	H	L	46	68
12/06	Rollins	A	L	47	87
12/12	Stetson	H	L	48	63
12/15	Florida	A	L	51	79
1/09	Miami (FL)	A	L	43	106
1/11	Patrick AFB	A	L	37	40
1/16	Florida State	H	W	54	53
1/19	Mercer	H	L	53	59
1/23	Florida State	A	L	53	72
1/24	Howard (AL)	A	L	62	63
1/25	Jacksonville State	A	L	67	70
1/26	Mercer	A	L	53	59
1/29	Jacksonville NAS	H	L	58	70
2/01	Jacksonville NAS	A	L	64	79
2/05	MacDill AFB	A	L	71	76
2/07	Miami (FL)	H	L	41	57
2/13	Sanford Navy	A	W	86	63
2/15	Sanford Navy	H	W	62	51
2/19	Tampa	A	L	55	71
2/23	Rollins	H	L	62	89
<i>DIXIE CONFERENCE TOURNAMENT (at Macon, GA)</i>					
2/25	Howard (AL)	N	W	58	53
2/27	Mercer	A	L	48	54
<i>Home games played in Ruel B. Gilbert Gymnasium</i>					
<i>Notes: Paul Holcomb resigned on January 8 with a 2-4 record;</i>					
<i>JV coach Jim Lease took over the team for the</i>					
<i>second semester and compiled a 4-14 record ...</i>					
<i>Dixie Conference schools (Florida Southern, Mercer,</i>					
<i>Mississippi College, Howard and Millsaps) did not</i>					
<i>play a regular conference schedule in 1951-52</i>					

1952-53

Coach: William Clipson

(7-15) – (H: 4-6; A: 0-9; N: 3-0)

11/25	MacDill AFB	H	W	69	61
11/26	Bartow AFB	H	W	82	68
12/01	Miami (FL)	A	L	60	83
12/05	Stetson	A	L	51	97
12/10	Florida	A	L	56	75
12/12	Tampa	H	W	59	49
12/15	Rollins	H	L	72	75
1/08	Rollins	A	L	76	81
1/13	Florida State	H	L	69	71
1/21	MacDill AFB	H	L	76	77
1/24	Turner AFB	H	W	98	70
1/27	Mercer	H	L	70	82
<i>MERCER TOURNAMENT (at Macon, GA)</i>					
2/02	Southwestern (TN)	N	W	82	61
2/03	Mississippi College	N	W	82	64
2/04	Mercer	A	L	64	70
2/07	Stetson	H	L	82	86
2/10	Tampa	A	L	61	77
2/13	Florida State	A	L	77	79
2/14	Troy State	A	L	60	65
2/17	Erskine	H	L	85	90
<i>DIXIE CONFERENCE TOURNAMENT (at Macon, GA)</i>					
2/24	Mercer	A	L	65	77
2/25	Mississippi College	N	W	86	76
<i>Home games played in Ruel B. Gilbert Gymnasium</i>					

1953-54

Coach: William Clipson

(7-15) – (H: 4-7; A: 3-7; N: 0-1)

11/27	Bartow AFB	H	W	57	54
11/28	MacDill AFB	A	L	55	65
12/02	Stetson	A	W	81	77
12/05	Mercer	A	L	73	93
12/08	Rollins	H	L	70	75
12/11	Tampa	H	W	57	52
12/14	Howard (AL)	H	L	83	85 (OT)
1/09	MacDill AFB	H	W	80	68
1/13	Florida State	H	L	80	98
1/14	Rollins	A	L	65	95
1/16	Tampa	A	W	67	57
1/21	Florida State	A	L	71	99
1/22	Howard (AL)	A	L	62	90
1/23	Troy State	A	L	48	64
2/05	Detroit Tech	H	W	67	62
2/06	Mercer	H	L	65	88
2/09	Bartow AFB	A	W	64	63
2/13	Miami (FL)	H	L	70	77 (2OT)
2/16	Stetson	H	L	64	75
2/19	Erskine	H	L	76	94
<i>DIXIE CONFERENCE TOURNAMENT (at Macon, GA)</i>					
2/23	Mercer	A	L	58	90
2/24	Mississippi College	N	L	70	74
<i>Home games played in Ruel B. Gilbert Gymnasium</i>					

1954-55

Coach: William Clipson
(8-15, 1-9 FIC) – (H: 5-9; A: 3-6)

11/26	Bartow AFB	A	W	77	73
11/27	Bartow AFB	H	L	58	73
12/01	Stetson •	H	L	77	106
12/04	Pinecastle AFB	H	L	48	69
12/07	Patrick AFB	H	W	61	48
12/09	Tampa •	H	W	67	57
12/13	Miami (FL) •	A	L	44	58
12/15	Elon	H	L	48	81
1/07	Florida State •	H	L	69	73
1/10	Georgia Teacher's	A	L	56	77
1/11	Mercer	A	L	37	72
1/12	Troy State	A	W	62	58
1/15	Tampa •	A	L	56	59
1/17	Mercer	H	W	68	66
1/22	Rollins •	H	L	56	64 (OT)
2/05	Troy State	H	W	61	49
2/07	Florida State •	A	L	63	84
2/10	Rollins •	A	W	66	60
2/15	College of Charleston	H	W	81	73
2/16	Miami (FL) •	H	L	71	73
2/18	Erskine	H	L	79	85 (OT)
2/21	Georgia Teacher's	H	L	62	74
2/25	Stetson •	A	L	63	75

•Florida Intercollegiate Conference Game
Home games played in Ruel B. Gilbert Gymnasium

1955-56

Coach: Frank Pollard
(6-18, 1-9 FIC) – (H: 4-11; A: 2-7)

12/01	Stetson •	A	L	75	89
12/03	Miami (FL) •	A	L	80	92
12/06	Patrick AFB	H	W	72	62
12/08	Tampa •	A	L	83	90
12/10	Georgia Teacher's	H	L	76	90
12/13	Rollins •	A	W	81	79
12/14	Morningside	H	L	70	72
12/16	Pinecastle AFB	H	W	68	61
1/10	Mississippi College	H	L	74	79
1/12	Presbyterian	H	L	63	89
1/14	Valdosta State	A	W	89	70
1/16	Georgia Teacher's	A	L	58	104
1/17	Mercer	A	L	55	73
1/18	Troy State	A	L	63	80
1/20	Tampa •	H	L	65	68
1/23	Valdosta State	H	W	71	51
1/24	Rollins •	H	L	91	95 (2OT)
1/30	Mercer	H	W	74	66
2/10	Miami (FL) •	H	L	90	91
2/11	Troy State	H	L	59	61
2/13	Florida State •	A	L	74	92
2/16	Erskine	H	L	72	86
2/18	Florida State •	H	L	81	85
2/23	Stetson •	H	L	71	90

•Florida Intercollegiate Conference Game
Home games played in Ruel B. Gilbert Gymnasium

1956-57

Coach: Tom Greene
(19-4, 8-2 FIC) – (H3: 2-1; H4: 9-0; A: 7-3, N: 1-0)

11/20	Bartow AFB	H4	W	80	39
11/26	College of Charleston	A	W	76	51
11/27	College of Charleston	A	W	92	50
12/01	Miami (FL) •	A	L	69	84
12/04	Jacksonville NAS	H4	W	105	53
12/07	Tampa •	H4	W	93	67
12/08	Rollins •	A	W	56	50
12/11	Stetson •	A	L	82	85
12/15	Western Carolina	H3	W	92	89
1/07	Tampa •	A	W	94	72
1/11	Valdosta State	A	W	110	56
1/12	Troy State	A	L	65	87
1/15	Rollins •	H4	W	74	66
1/19	Tampa •	A	W	93	81
1/22	Bartow AFB	N1	W	98	59
1/24	Rollins	H4	W	81	79 (30T)
1/26	Valdosta State	H3	W	96	50
2/05	Florida State •	H4	W	78	63
2/08	Miami (FL) •	H4	W	95	85
2/09	Troy State	H4	W	80	73
2/11	Florida State •	A	W	73	67
2/15	Erskine	H3	L	65	68
2/25	Stetson •	H1	W	80	74

H3: Ruel B. Gilbert Gymnasium ~ H4: Lakeland High School
N1: played in Winter Haven
*Florida Intercollegiate Conference Game

1957-58

Coach: Tom Greene
(11-12, 4-6 FIC) – (H: 7-5; A: 4-7)

12/02	Rollins •	H	W	83	68
12/03	Jacksonville •	H	L	68	70
12/05	Birmingham Southern	H	W	85	81
12/12	Colgate	A	L	63	83
12/13	Hobart	A	W	67	57
12/14	Niagara	A	L	61	82
12/16	Upsala	A	W	79	63
1/09	Kings	H	W	83	68
1/11	William Carey	H	W	77	45
1/13	Stetson •	H	L	71	76
1/18	Tampa •	A	W	99	70
1/20	Rollins •	A	L	59	73
1/22	Kentucky Wesleyan	H	L	65	99
1/25	Jacksonville NAS	H	W	91	64
2/05	Miami (FL) •	A	L	69	84
2/10	Mercer	H	L	75	81
2/11	Rollins	A	L	74	84
2/13	Erskine	H	W	66	58
2/17	Miami (FL) •	H	L	58	76
2/20	Stetson •	A	W	81	80
2/21	Jacksonville •	A	L	60	82
2/22	Mercer	A	L	82	99
2/26	Tampa •	H	W	83	79 (OT)

All Home Games played at Lakeland High School
•Florida Intercollegiate Conference Game

1958-59

Coach: Tom Greene
(13-12, 5-5 FIC) – (H: 10-3; A: 3-9)

CITRUS INVITATIONAL (at Lakeland High School)

12/01	Rollins	H	W	79	61
12/02	Stetson	H	L	72	81
12/08	Miami (FL) •	A	L	80	107
12/10	Tampa •	A	W	78	64
12/12	Mercer	A	L	64	68
12/15	Piedmont	A	W	82	58
12/16	Erskine	A	W	53	50
12/20	Florida	A	L	63	78
1/06	Toronto	H	W	69	66
1/09	Southern Mississippi	H	W	59	54
1/12	Jacksonville •	H	W	88	79
1/16	Mercer	H	L	76	92
1/20	Rollins •	H	W	84	76
2/02	Miami (FL) •	H	L	76	79
2/04	Louisville	A	L	57	88
2/07	Kentucky Wesleyan	A	L	66	111
2/09	Univ. of the South	A	L	67	77 (OT)
2/12	Erskine	H	W	72	61
2/14	Piedmont	H	W	68	67
2/17	Arkansas State	H	W	83	62
2/19	Rollins •	A	L	62	75
2/21	Jacksonville •	A	L	69	76
2/23	Stetson •	A	L	53	64
2/25	Tampa •	H	W	84	71
3/03	Stetson •	H	W	85	79

All Home Games played at Lakeland High School
•Florida Intercollegiate Conference Game

1959-60

Coach: Tom Greene
(9-15, 3-7 FIC) – (H: 7-4; A: 2-11)

CITRUS INVITATIONAL (at Lakeland High School)

12/04	Atlantic Christian	H	L	74	76
12/05	Catawba	H	L	63	64
12/07	Florida	A	L	70	88
12/12	Cornell	A	L	65	81
12/15	Niagara	A	L	55	73
1/04	Erskine	H	W	89	78
1/05	Valdosta State	H	W	84	56
1/09	Jacksonville •	A	L	86	95
1/11	Tampa •	H	W	94	92 (OT)
1/13	Rollins •	A	L	56	58
1/15	Stetson •	A	L	70	83
1/16	Huntingdon	H	W	89	83
1/18	Mercer	H	W	83	77
1/21	Stetson •	H	L	64	70
1/30	Huntingdon	A	W	77	70
2/01	Arkansas State	A	L	76	81 (OT)
2/03	Southern Mississippi	A	L	62	96
2/06	Miami (FL) •	H	L	71	88
2/08	Erskine	A	L	54	71
2/09	Valdosta State	A	W	57	53
2/13	Jacksonville •	H	W	75	73
2/18	Miami (FL) •	A	L	85	121
2/20	Rollins •	H	W	74	67 (OT)
2/23	Tampa •	A	L	53	78

All Home Games played at Lakeland High School
•Florida Intercollegiate Conference Game

1960-61

Coach: Tom Greene
(8-16, 2-8 FIC) – (H: 7-7; A: 1-9)

12/01	Mercer	H	W	69	56
12/03	Valdosta State	H	W	90	65
12/10	Howard (AL)	H	L	76	80
<i>CITRUS INVITATIONAL (at Lakeland High School)</i>					
12/12	Erskine	H	L	70	73
12/13	Western Carolina	H	W	90	75
12/15	Miami (FL) •	A	L	54	87
1/04	Rollins •	H	W	88	80
1/07	Transylvania	H	L	50	91
1/09	Birmingham Southern	A	W	96	57
1/10	Howard (AL)	A	L	59	99
1/14	Tampa •	A	L	65	79
1/19	Stetson •	H	L	58	74
1/28	Huntingdon	H	W	87	82
1/30	Rollins •	A	L	62	63
2/01	Stetson •	A	L	63	68
2/04	Miami (FL) •	H	L	80	92
2/06	Southern Mississippi	H	L	62	74 (OT)
2/09	Newberry	H	W	71	68
2/15	Jacksonville •	H	W	104	99
2/18	Mercer	A	L	61	70
2/20	Huntingdon	A	L	61	64
2/21	Valdosta State	A	L	77	83
2/25	Jacksonville •	A	L	81	110
2/28	Tampa •	H	L	66	76

All Home Games played at Lakeland High School
•Florida Intercollegiate Conference Game

1961-62

Coach: Tom Greene
(12-13, 5-5 FIC) – (H: 9-6; A: 3-7)

12/01	Huntingdon	H	W	93	67
12/04	Tulane	A	L	50	82
12/06	Southern Mississippi	A	L	65	89
12/09	William Carey	H	L	64	71
<i>CITRUS INVITATIONAL (at Lakeland High School)</i>					
12/11	Presbyterian	H	W	85	75
12/12	Univ. of the South	H	W	93	85 (3OT)
12/14	Miami (FL) •	A	L	67	96
1/02	Blackburn	H	W	98	73
1/05	Transylvania	H	L	63	64
1/06	Valdosta State	H	L	52	53
1/08	Tampa •	H	W	76	67
1/10	Nicholls State	H	W	63	58
1/12	West Georgia	A	W	71	56
1/13	Huntingdon	A	L	67	83
1/15	Mercer	A	L	71	77
1/29	Rollins •	A	W	97	59
2/01	Cumberland	H	W	71	57
2/03	Miami (FL) •	H	L	73	82
2/06	Rollins •	H	W	104	62
2/08	Mercer	H	L	72	82
2/10	Stetson •	A	W	100	91 (OT)
2/12	Jacksonville •	A	L	70	85
2/17	Jacksonville •	H	L	88	95
2/24	Tampa •	A	L	77	80
2/26	Stetson •	H	W	65	50

All Home Games played at Lakeland High School
•Florida Intercollegiate Conference Game

1962-63

Coach: Tom Greene
(15-10, 5-5 FIC) – (H: 10-5; A: 3-5; N: 2-0)

<i>CITRUS INVITATIONAL (at Lakeland High School)</i>					
11/30	Valdosta State	H	W	92	64
12/01	Mercer	H	L	67	95
12/05	Tampa •	H	W	98	87
12/08	Stetson •	H	L	75	85
12/12	Presbyterian	H	W	87	62
12/13	Miami (FL) •	A	L	93	116
12/15	Georgia State	H	W	85	50
12/17	David Lipscomb	H	L	67	69
12/19	Baldwin-Wallace	H	W	87	74
1/04	Transylvania	H	L	87	102
1/07	LaGrange	A	W	96	66
1/09	Mercer	A	L	56	64
1/12	Tampa •	A	W	75	74
1/17	Jacksonville •	H	W	84	77
1/19	Rollins •	A	W	81	76
1/26	LaGrange	H	W	99	57
1/28	Cumberland	H	W	97	95 (OT)
2/02	Miami (FL) •	H	L	83	99
2/09	Mercer	H	W	80	67
2/12	Jacksonville •	A	L	79	83 (2OT)
2/16	Stetson •	A	L	59	82
2/18	Rollins •	H	W	99	78

<i>HUNTINGDON COLLEGE INVITATIONAL</i>					
2/21	West Georgia	N	W	87	64
2/22	Birmingham Southern	N	W	57	56
2/23	Huntingdon	A	L	65	69

All Home Games played at Lakeland High School
•Florida Intercollegiate Conference Game

1963-64

Coach: Tom Greene
(13-13, 5-5 FIC) – (H: 11-3; A: 2-10)

<i>CITRUS INVITATIONAL (at Lakeland High School)</i>					
12/02	Southwestern (TN)	H	W	113	90
12/03	Huntingdon	H	W	91	89
12/09	Tampa •	A	W	93	88
12/11	Wofford	H	W	83	68
12/12	Georgia State	H	W	81	64
12/16	Catawba	H	W	83	77
12/21	Tennessee Wesleyan	H	W	102	91
1/03	Taylor	H	W	90	81
1/07	Cornell	A	L	87	97
1/08	Colgate	A	L	85	117
1/10	Hobart	A	L	62	64
1/11	Toronto	A	L	82	91
1/14	Niagara	A	L	68	88
1/20	Rollins •	H	W	86	67
1/23	Cumberland	H	L	75	77
1/25	Jacksonville •	A	L	87	88 (OT)
1/29	Florida Presbyterian	A	L	77	83
2/01	Miami (FL) •	H	L	78	85
2/04	Stetson •	H	L	99	103 (OT)
2/08	Mercer	H	W	115	93
2/10	Rollins •	A	W	90	80
2/12	Stetson •	A	L	85	96
2/15	Jacksonville •	H	W	86	81
2/18	Miami (FL) •	A	L	79	120
2/24	Mercer	A	L	62	71
2/27	Tampa •	H	W	111	102

All home games played at Lakeland High School
•Florida Intercollegiate Conference Game

1964-65

Coach: Tom Greene
(10-14, 3-7 FIC) – (H: 7-6; A: 3-8)

12/01	Florida Presbyterian	H	L	59	64
<i>CITRUS INVITATIONAL (at Lakeland High School)</i>					
12/04	Presbyterian	H	W	80	71
12/05	Univ. of the South	H	L	54	61
12/08	Tampa •	A	L	71	91
12/10	South Carolina	A	L	71	94
12/14	Georgia State	H	W	96	65
12/19	King	H	W	81	71
12/21	Tennessee Wesleyan	A	W	78	74
1/11	Rollins •	H	W	90	69
1/13	Miami (FL) •	A	L	93	124
1/16	Marshall	A	L	81	110
1/18	Ohio Univ.	A	L	71	106
1/23	Jacksonville •	H	L	73	84
1/26	Cumberland	H	W	93	83
1/30	Stetson •	H	L	87	91
2/03	Spring Hill	H	L	71	79
2/05	Miami (FL) •	H	L	82	94
2/08	Florida Presbyterian	A	W	79	69
2/10	Stetson •	A	L	50	63
2/13	Jacksonville •	A	L	81	107
2/16	Rollins •	A	W	93	74
2/20	Mercer	A	L	68	83
2/24	Tampa •	H	W	95	88
3/01	Mercer	H	W	86	70

All Home Games played at Lakeland High School
•Florida Intercollegiate Conference Game

1965-66

Coach: Tom Greene
(16-9, 4-2 FIC) – (H: 13-4; A: 3-5)

<i>CITRUS INVITATIONAL (hosted by Florida Southern)</i>					
12/03	Rollins	H	W	89	59
12/04	Hampden-Sydney	H	W	82	59
12/07	Tulane	A	L	78	72
12/11	Rollins •	H	W	91	59
12/13	Georgia State	H	W	90	50
12/18	Union	H	W	74	67
12/21	Washington & Lee	H	W	93	59
1/05	Macalester	H	L	75	77
1/08	South Carolina	H	L	57	67
1/10	Univ. of the South	A	W	65	50
1/12	Georgia State	A	W	62	49
1/15	Miami (FL)	A	L	68	89
1/20	Stetson •	H	W	69	49
1/22	Mercer	H	W	78	56
1/24	Cumberland	H	W	90	86
1/28	Miami (FL)	H	L	80	101
1/31	William & Mary	H	L	61	69
2/05	Stetson •	A	L	65	71
2/08	Tampa •	A	L	93	114
2/10	Florida Presbyterian	H	W	87	80
2/12	Tampa •	H	W	69	62
2/17	Belmont Abbey	H	W	97	69
2/19	Frederick	H	W	98	77
2/21	Rollins •	A	W	104	75
2/24	Florida State	A	L	54	99

All home games played at the George W. Jenkins Field House
•Florida Intercollegiate Conference Game

1966-67

Coach: Tom Greene
(9-16, 1-5 FIC) – (H: 7-10; A: 1-6; N: 1-0)

<i>CITRUS INVITATIONAL (hosted by Florida Southern)</i>			
12/02	Roanoke	H L	58 87
12/03	Union	H W	77 64
12/07	Biscayne	H W	73 54
12/09	William & Mary	A L	69 75
12/12	Georgia State	H W	72 64
12/17	Brown	H L	65 75
12/19	Tennessee Wesleyan	H W	80 73
1/03	Hanover	H L	78 86
1/05	Taylor	H L	85 94
1/07	Georgia State	A W	81 72
1/09	Mercer	A L	69 81
1/14	Stetson •	H L	76 88
1/16	Saint Leo	N1 W	67 61
1/19	Miami (FL)	A L	72 102
1/24	Cumberland	H W	74 63
1/27	Miami (FL)	H L	49 55
1/30	Fairleigh Dickinson	H L	81 92
2/01	Rollins •	H W	71 65
2/04	Stetson •	A L	73 81
2/07	Tampa •	H L	76 80
2/10	Parsons (IA)	H L	62 79
2/13	Tulane	H W	102 91
2/18	Florida State	H L	76 84
2/21	Tampa •	A L	73 91
2/23	Rollins •	A L	73 77

N1: played at Curtis Hixon Hall in Tampa
All home games played at the George W. Jenkins Field House
•Florida Intercollegiate Conference Game

1967-68

Coach: Tom Greene
(15-9, 3-3 FIC) – (H: 10-5; A: 4-4; N: 1-0)

<i>CITRUS INVITATIONAL (hosted by Florida Southern)</i>			
12/01	Rollins	H L	63 65
12/02	Mercer	H W	90 86 (OT)
12/05	Tulane	A L	72 104
12/08	Mount Union	H W	54 48
12/16	Georgia State	H W	86 67
12/19	Hartwick	H W	95 67
12/21	Georgia Southwestern	H W	87 75
1/04	Georgia State	A W	87 79
1/06	Univ. of the South	A W	91 65
1/08	Armstrong	A W	86 67
1/13	Saint Leo	H W	88 64
1/16	Biscayne	H W	77 60
1/20	Stetson •	A L	78 93
1/24	Northern Illinois	H L	75 84
1/27	Miami (FL)	H L	76 94
1/31	Tampa •	A L	61 72
2/03	Stetson •	H W	95 94
2/05	Armstrong	H W	89 77
2/07	Saint Leo	N1 W	75 72
2/10	Florida State	A L	82 104
2/13	Rollins •	H W	86 77
2/17	Southern Mississippi	H L	88 108
2/21	Rollins •	A W	90 87
2/24	Tampa •	H L	77 95

All home games played at the George W. Jenkins Field House
N1: game played at Tampa-Jesuit High School
•Florida Intercollegiate Conference Game

1968-69

Coach: Tom Greene
(13-12) – (H: 11-6; A: 2-6)

11/30	Wake Forest	H L	72 88
12/03	Florida Tech Univ.	H W	77 60
<i>CITRUS INVITATIONAL (hosted by Florida Southern)</i>			
12/06	Univ. of the South	H W	59 54
12/07	Louisiana College	H W	79 75
12/11	Rollins	A W	80 70
12/14	Georgia State	H W	76 56
12/21	Georgia Southwestern	H W	101 57
1/04	Georgia State	A L	62 69
1/06	Georgia Southwestern	A W	77 70
1/11	Mercer	H L	67 83
1/16	Stetson	H W	84 80
1/20	Biscayne	N1 L	75 76
1/25	Rider	H L	74 85
1/28	Miami (FL)	H L	83 87
2/01	Tampa	H L	67 79
2/04	Saint Leo	H W	81 75
2/08	Stetson	A L	79 89
2/12	Bethune-Cookman	H W	96 84
2/15	Rollins	H W	95 78
2/17	Mercer	A L	88 98
2/20	Mississippi College	H W	119 91
2/22	Biscayne	H W	71 51
2/24	Tampa	A L	68 72
2/27	Florida State	H L	79 84
3/03	Belmont Abbey	H L	79 80

All home games played at the George W. Jenkins Field House
N1: game played at Hollywood-Chaminade High School

1969-70

Coach: Tom Greene
(7-18) – (H: 5-9; A: 1-7; N: 1-2)

12/01	North Carolina	A L	47 112
<i>CITRUS INVITATIONAL (hosted by Florida Southern)</i>			
12/05	Mississippi College	H W	93 86
12/06	Oglethorpe	H L	67 84
12/13	Georgia State	H L	52 70
12/22	Rochester (NY)	H W	66 55
<i>GOLD COAST CLASSIC (hosted by Stetson)</i>			
12/29	Boston Univ.	N1 L	68 83
12/30	Virginia Military Inst.	N1 L	60 66
1/03	Armstrong	H L	50 66
1/05	Saint Leo	N2 W	74 63
1/08	Rollins	A L	96 110 (20T)
1/10	Biscayne	H L	51 72
1/15	Stetson	H L	71 93
1/20	Stetson	A L	66 85
1/23	Miami (FL)	H L	92 103
1/26	Florida Tech Univ.	A W	85 79
1/28	Southeastern Louisiana	H W	78 75
1/31	Maine	H L	70 75
2/04	Tampa	H L	89 97
2/07	Wake Forest	A L	68 94
2/09	Georgia Southwestern	A L	68 85
2/10	Florida State	A L	75 98
2/14	Georgia Southwestern	H L	65 67
2/17	Rollins	H W	72 69
2/21	Belmont Abbey	H W	68 60
2/23	Biscayne	A L	72 78

All home games played at the George W. Jenkins Field House
N1: tournament played in West Palm Beach
N2: game played at Zephyrhills High School

1970-71

Coach: Tom Greene
(17-9) – (H: 11-6; A: 6-3)

12/01	Florida Tech Univ.	H W	123 69
<i>CITRUS INVITATIONAL (hosted by Florida Southern)</i>			
12/04	LaGrange	H W	88 78
12/05	Bethune-Cookman	H W	99 96 (OT)
12/09	Tampa	A W	86 74
12/12	Georgia Southwestern	H L	70 77
12/21	Georgia State	H W	97 76
12/30	Maine	H W	77 64
1/02	MacMurray	H W	78 74 (OT)
1/06	Texas Wesleyan	H L	65 69
1/09	Rollins	A W	85 78
1/12	Georgia State	A W	81 75
1/14	Georgia Southwestern	A W	76 71
1/19	Mercer	H W	87 79
1/22	Stetson	H L	69 72
1/26	Southeastern Louisiana	H W	95 69
1/29	Miami (FL)	H W	96 95 (OT)
2/03	Saint Leo	H L	63 65
2/06	Wake Forest	A L	68 103
2/08	Connecticut	A L	74 82
2/09	Coast Guard	A W	70 52
2/13	Biscayne	H L	69 90
2/18	Stetson	A L	75 82
2/20	Rollins	H W	76 61
2/22	Florida Tech Univ.	A W	85 65
2/25	Florida State	H L	66 74
3/02	Chicago State	H W	111 85

All home games played at the George W. Jenkins Field House

1971-72

Coach: Jim Jarrett
(24-4) – (H: 16-0; A: 6-3; N: 2-1)

12/01	Florida Tech Univ.	H W	119 69
<i>CITRUS INVITATIONAL (hosted by Florida Southern)</i>			
12/03	Saint Leo	H W	104 61
12/04	Valdosta State	H W	92 78
12/07	Otterbein	H W	82 73
12/10	Georgia State	H W	111 80
12/28	Biscayne	H W	73 70
12/21	Carroll (WV)	H W	108 85
1/05	Wake Forest	A L	64 87
1/07	Loras	H W	76 72
1/10	Palm Beach Atlantic	N1 W	104 60
1/13	Bethune-Cookman	A W	53 40
1/15	Florida Tech Univ.	A W	105 83
1/20	Saint Leo	A W	61 51
1/22	Stetson	H W	81 78
1/24	Southeastern Louisiana	H W	62 58
1/27	Rollins	H W	89 83
1/29	Florida State	A L	63 84
2/01	Georgia State	A W	89 88
2/03	William & Mary	A L	67 76
2/08	Birmingham Southern	H W	114 66
2/12	Georgia Southwestern	H W	100 58
2/15	Stetson	A W	60 53
2/19	Rollins	A W	92 80
2/24	Tulane	H W	74 64
2/26	Saint Leo	H W	139 89
2/29	Florida A&M	H W	117 99

NCAA COLLEGE DIVISION SOUTH REGIONAL (Roanoke, VA)
3/09 Biscayne N L 62 68
3/10 Mercer N W 85 83

All home games played at the George W. Jenkins Field House
N1: played at Rollins College

1972-73

Coach: Jim Jarrett

(15-10) – (H: 11-2; A: 3-7; N: 1-1)

11/28	Palm Beach Atlantic	A	W	49	37
<i>TWIN CITY CLASSIC (hosted by Wake Forest)</i>					
12/01	Wake Forest	A	L	52	60
12/02	Cornell	N	L	69	71
12/06	Saint Leo	H	W	78	72
12/08	Rollins	H	W	82	64
12/16	Georgia State	H	W	73	57
12/18	Illinois Wesleyan	H	W	60	57
<i>HATTER INVITATIONAL (hosted by Stetson Univ.)</i>					
1/02	St. Peter's	N	W	72	64
1/03	Stetson	A	L	69	78
1/06	Rollins	A	W	83	82
1/09	Connecticut	H	W	93	85
<i>CITRUS INVITATIONAL (hosted by Florida Southern)</i>					
1/12	St. Mary's (MD)	H	W	82	79 (OT)
1/13	West Florida	H	L	77	78 (OT)
1/15	William Patterson	H	W	93	67
1/20	Florida Tech Univ.	A	W	58	57
1/22	New Hampshire Col.	H	W	99	76
1/24	South Florida	A	L	82	95
1/27	Georgia State	A	L	54	57
1/29	Tulane	A	L	76	97
2/03	Ft. Lauderdale College	H	W	81	74
2/07	Florida Tech Univ.	H	W	90	54
2/10	Eckerd	H	L	66	81
2/14	Stetson	A	L	50	52
2/20	Saint Leo	A	L	53	56
2/22	Stetson	H	W	73	66

All home games played at the George W. Jenkins Field House

1973-74

Coach: Jim Jarrett

(17-9) – (H: 12-3; A: 5-5; N: 0-1)

<i>SHRINER'S CLASSIC (hosted by Savannah State)</i>					
11/30	Valdosta State	N	L	80	81
12/01	Savannah State	A	L	70	75
12/06	Palm Beach Atlantic	H	W	88	67
12/15	Saint Leo	A	W	72	56
12/17	Morris Harvey	H	W	65	61
1/05	Mercer	A	L	80	104
1/07	Georgia State	A	W	82	79
1/09	Western New England	H	W	111	65
<i>CITRUS INVITATIONAL (hosted by Florida Southern)</i>					
1/11	Univ. of the South	H	W	103	71
1/12	Valdosta State	H	L	79	81
1/14	Georgia State	H	W	105	72
1/17	Rollins	A	W	72	66
1/19	Missouri-St. Louis	H	W	106	84
1/23	Jersey City State	H	W	70	58
1/26	Biscayne	H	W	70	69
1/30	Florida Tech Univ.	A	W	102	67
2/01	Saint Leo	H	W	94	56
2/05	Stetson	H	L	52	68
2/08	Palm Beach Atlantic	A	L	68	75
2/09	Biscayne	A	L	81	89
2/13	Florida Tech Univ.	H	W	93	82
2/16	Eckerd	A	W	96	92 (OT)
2/19	South Florida	H	W	67	64
2/21	West Florida	H	W	72	68
2/25	Rollins	H	L	62	63
2/27	Stetson	A	L	66	92

All home games played at the George W. Jenkins Field House

1974-75

Coach: Jim Jarrett

(12-14) – (H: 10-5; A: 2-6; N: 0-3)

12/03	Florida Tech. Univ. *	H	W	90	80
<i>MADISON COLLEGE INVITATIONAL</i>					
12/06	Wilmington	N	L	83	85
12/07	Shippensburg	N	L	77	87
12/10	Georgia State	H	W	78	66
12/13	Saint Leo	H	W	59	41
12/20	No. Carolina-Asheville	H	W	101	77
12/31	Clemson	H6	L	73	92
1/03	Southern Mississippi	A	L	83	92
1/04	West Florida	A	L	65	91
1/07	Waterloo (Ont.)	H	W	80	79
1/10	Nebraska-Omaha	H	W	72	71
<i>CITRUS INVITATIONAL (hosted by Florida Southern)</i>					
1/14	C.W. Post	H	L	63	81
1/15	Valdosta State	H	W	77	75
1/18	Saint Leo	A	W	64	44
1/20	Hofstra	H	L	61	77
1/25	Old Dominion	H	W	71	69
1/28	Bethune-Cookman	H	L	74	89
1/31	Georgia State	A	L	63	80
2/01	Oglethorpe	A	W	123	80
2/08	Biscayne	A	L	88	90
2/12	Rollins	H	(rained out*)		
2/14	Georgia College	H	W	136	96
2/18	Bethune-Cookman	N1	L	77	87
2/22	Stetson	H	L	77	83
2/25	Rollins	A	L	75	87
2/27	Biscayne	H	W	88	74
3/01	South Florida	A	L	80	100

All home games played at the George W. Jenkins Field House
H6-played at the Lakeland Civic Center
N1-played in DeLand

1975-76

Coach: Jim Jarrett

(18-8, 6-4 SSC / 3rd) – (H: 12-3; A: 5-5; N: 1-0)

12/01	Oglethorpe	H	W	95	65
12/03	Eckerd *	A	W	96	84
<i>CITRUS INVITATIONAL (hosted by Florida Southern)</i>					
12/05	Wilmington	H	W	95	80
12/06	Troy State	H	W	87	80
12/09	Georgia College	H	W	119	84
12/12	Saint Leo *	A	W	91	64
<i>CLEARWATER CHRISTIAN COLLEGE TOURNAMENT</i>					
12/19	Clearwater Christian	A	W	146	88
12/20	Bethel (IN)	N	W	92	84
1/09	Dickinson	H	W	71	69
1/12	Valdosta State	A	W	99	83
1/14	Madison	H	W	68	56
1/16	Bryant	H	W	90	86
1/19	Biscayne *	A	W	70	66
1/22	Saint Leo *	H	W	55	30
1/24	Valdosta State	H	W	87	84
1/29	Rollins *	H	L	68	82
1/31	Florida Tech. Univ. *	A	L	76	92
2/03	South Florida	H6	L	82	84
2/07	Biscayne *	H	W	94	84
2/10	Rollins *	A	L	77	94
2/13	Florida Memorial	H	W	105	89
2/19	Stetson	A	L	71	84
2/21	Florida Tech. Univ. *	H	L	68	72
2/25	Eckerd *	H	W	93	76
2/28	Clemson	A	L	79	122
3/01	Old Dominion	A	L	73	95

All home games played at the George W. Jenkins Field House
H6-played at the Lakeland Civic Center
**Sunshine State Conference game*

1976-77

Coach: Jim Jarrett

(13-12, 5-5 SSC / 4th) – (H: 12-4; A: 1-7; N: 0-1)

11/27	Clearwater Christian	H	W	96	64
11/29	Tennessee Wesleyan	H	W	65	64
<i>CITRUS INVITATIONAL (hosted by Florida Southern)</i>					
12/03	Florida Inst. Tech	H	W	96	74
12/04	Jacksonville State	H	L	73	82
12/08	Edward Waters	H	W	78	75
12/10	South Florida	H6	L	59	62
<i>CAPITAL CITY CLASSIC (hosted by Florida A&M)</i>					
12/17	Florida A&M	A	L	74	86
12/18	Valdosta State	N	L	70	76
1/07	Hartford	H	W	55	53
1/10	Edward Waters	A	L	74	89
1/11	Valdosta State	A	L	70	94
1/14	Florida Memorial	H	W	99	68
1/15	Dominican	H	W	109	55
1/18	Brockport State	H	W	87	72
1/22	Florida Tech. Univ. *	H	L	69	77
1/26	Biscayne *	A	W	74	61
1/29	Rollins *	A	L	39	41
2/02	Saint Leo *	H	W	63	57
2/05	Valdosta State	H	L	71	78
2/09	Eckerd *	H	W	100	81
2/12	Florida Tech. Univ. *	A	L	83	104
2/16	Rollins *	H	W	68	67
2/19	Biscayne *	H	W	85	72
2/21	Saint Leo *	A	L	68	70
2/23	Eckerd *	A	L	66	88

All home games played at the George W. Jenkins Field House
H6-played at the Lakeland Civic Center
**Sunshine State Conference game*

1977-78

Coach: Hal Wissel

(13-14, 4-6 SSC / 4th) – (H: 10-4; A: 2-9; N: 1-1)

<i>COLUMBUS COLLEGE TIP-OFF TOURNAMENT</i>					
11/25	LaGrange	N	W	87	77
11/26	Columbus College	A	L	73	79
11/30	Muskingum	H	W	60	59
<i>CITRUS INVITATIONAL (hosted by Florida Southern)</i>					
12/02	Flagler	H	W	68	58
12/03	Iona	H	L	44	51
12/06	Southwest Louisiana	A	L	85	112
12/07	Southern Mississippi	A	L	77	89
12/10	Hofstra	H	W	91	82
12/15	South Florida	A	L	73	74 (OT)
12/17	Armstrong State	H	W	104	89
1/02	Taylor	H	W	85	74
1/04	St. Xavier	H	W	79	61
1/06	Northern Kentucky	H	L	67	73
1/09	Valdosta State	A	L	50	78
1/11	Armstrong State	A	W	81	74
1/14	Valdosta State	H	W	82	69
1/17	Eckerd *	H	W	88	66
1/21	Biscayne *	A	L	59	65
1/24	Florida Tech. Univ. *	A	L	75	78
1/28	Saint Leo *	A	L	65	70
2/01	Rollins *	H	W	94	78
2/04	Eckerd *	A	W	94	76
2/09	Biscayne *	H	L	58	60
2/11	Florida Tech. Univ. *	H	L	90	97
2/14	Saint Leo *	H	W	65	52
2/17	Rollins *	A	L	81	93

SUNSHINE STATE CONF. TOURN. (at the Lakeland Civic Center)
 2/20 Saint Leo N L 44 54

All home games played at the George W. Jenkins Field House
H6-played at the Lakeland Civic Center
**Sunshine State Conference game*

1978-79

Coach: Hal Wissel

(18-12, 8-2 SSC / 1st) – (H: 10-8; A: 5-3; N: 3-1)

11/27	Ursinus	H	L	91	93
12/02	Holy Cross	A	L	79	87
<i>CITRUS INVITATIONAL (hosted by Florida Southern)</i>					
12/08	St. Peter's	H	W	87	81
12/09	Mercer	H	W	72	70
12/16	Bethel (IN)	H	W	92	76
12/18	Florida State	A	L	75	106
12/21	LaSalle	H	W	84	73
<i>LAFAYETTE COLLEGE TOURNAMENT</i>					
12/29	Drexel	N	L	66	78
12/30	Buffalo	N	W	85	69
<i>FLORIDA SOUTHERN FESTIVAL</i>					
1/05	West Chester	H	W	78	72
1/06	Northern Iowa	H	L	70	85
1/08	Columbia	H	L	60	68
1/10	Haverford	H	W	67	64
1/13	Old Dominion	H	L	67	85
1/17	Biscayne *	A	W	69	63
1/20	Central Florida *	H	L	69	80
1/22	South Carolina	A	L	78	93
1/24	Flagler	H	W	105	61
1/27	Rollins *	A	W	83	76
1/30	Eckerd *	A	W	75	71
2/01	Saint Leo *	H	W	65	49
2/06	Eckerd *	H	W	75	56
2/10	Biscayne *	H	L	74	75
2/13	Saint Leo *	A	W	83	62
2/15	Central Florida *	A	W	102	90
2/20	Rollins *	H	W	76	68
<i>SUNSHINE STATE CONF. TOURN. (hosted by Central Florida)</i>					
2/25	Biscayne	N	W	66	57
2/26	Rollins	N	W	57	51
<i>NCAA SOUTH REGION TOURN. (hosted by Florida Southern)</i>					
3/01	North Alabama	H	L	67	75
3/02	Tuskegee	H	L	102	107

All home games played at the George W. Jenkins Field House
*Sunshine State Conference game

1979-80

Coach: Hal Wissel

(28-5, 10-0 SSC / 1st) – (H: 20-1; A: 7-3; N: 1-1)

11/30	Webber	H	W	89	62
12/01	Georgia State	A	W	77	64
12/06	Wake Forest	A	L	62	81
12/08	Evansville	A	L	71	79
12/13	South Florida	A	W	67	62
12/15	Bethel (IN)	H	W	86	68
12/17	Urbana	H	W	92	74
12/20	Florida	H6	W	98	75
12/27	Seton Hall	A	L	70	84
<i>CITRUS INVITATIONAL (hosted by Florida Southern)</i>					
1/04	South Carolina State	H	W	88	75
1/05	Richmond	H	W	68	67
1/09	Holy Cross	H	W	83	81
1/16	Biscayne *	A	W	90	79
1/19	Saint Leo *	A	W	90	61
1/21	Central Florida *	H	W	96	90
1/23	South Carolina	H6	W	70	62
1/26	Biscayne *	H	W	86	72
1/28	Southern Mississippi	H6	W	67	66
1/30	Rollins *	H	W	60	56
2/02	Eckerd *	A	W	79	72
2/06	Saint Leo *	H	W	52	40
2/09	Central Florida *	A	W	101	92
2/11	Florida State	H6	L	78	85
2/13	Florida Tech	H	W	104	51
2/16	Rollins *	A	W	62	60 (OT)
2/19	Eckerd *	H	W	98	76
<i>SUNSHINE STATE CONF. TOURN. (hosted by Florida Southern)</i>					
2/24	Eckerd	H	W	101	77
2/25	Rollins	H	W	100	74
<i>NCAA SOUTH REGION TOURN. (hosted by Florida Southern)</i>					
2/28	Bethune-Cookman	H	W	81	72
2/29	Central Florida	H	W	71	64
<i>NCAA QUARTERFINAL (hosted by Florida Southern)</i>					
3/08	South Dakota State	H	W	81	71
<i>NCAA NATIONAL CHAMPIONSHIP (at Springfield MA)</i>					
3/14	Virginia Union	N	L	71	78 (OT)
3/15	North Alabama	N	W	68	67

All home games played at the George W. Jenkins Field House
H6-game played at the Lakeland Civic Center
*Sunshine State Conference game

1980-81

NATIONAL CHAMPIONS

Coach: Hal Wissel

(24-8, 9-1 SSC / T-1st) – (H: 12-4; A: 9-3; N: 3-1)

11/24	Webber	H	W	135	64
12/03	Alabama	A	L	59	73
<i>CITRUS INVITATIONAL (hosted by Florida Southern)</i>					
12/05	Samford	H	W	92	72
12/06	Arkansas-Little Rock	H	W	91	85
12/09	South Florida	H6	L	68	74
12/11	Wake Forest	A	L	73	98
12/18	Florida	N1	L	62	72
12/30	Iona	A	L	68	89
1/03	Long Island Univ.	A	W	72	71
1/05	Evansville	H	L	67	73
<i>FLORIDA SOUTHERN FESTIVAL</i>					
1/09	Valparaiso	H	L	79	92
1/10	Northeastern	H	W	80	75 (OT)
1/17	Saint Leo *	H	W	87	69
1/21	Central Florida *	A	W	56	50
1/24	Biscayne *	A	W	77	70
1/28	Rollins *	A	W	54	53
1/30	Florida Tech	H	W	96	83
1/31	Eckerd *	H	W	121	59
2/04	Saint Leo *	A	W	82	64
2/07	Central Florida *	H	L	81	83
2/11	Biscayne *	H	W	88	81
2/14	Rollins *	H	W	83	74
2/17	Eckerd *	A	W	75	61
2/19	Georgia State	H	W	82	70
2/24	Florida Tech	A	W	50	48
<i>SUNSHINE STATE CONF. TOURN. (hosted by Florida Southern)</i>					
2/27	Rollins	H	W	108	74
2/28	Central Florida	H	W	86	77
<i>NCAA SOUTH REGION TOURN. (hosted by Central Florida)</i>					
3/06	West Georgia	N	W	70	59
3/07	Central Florida	A	W	73	71
<i>NCAA QUARTERFINAL (hosted by Puget Sound)</i>					
3/14	Puget Sound	A	W	56	55
<i>NCAA NATIONAL CHAMPIONSHIP (at Springfield MA)</i>					
3/20	Cal Poly - SLO	N	W	54	51
3/21	Mount St. Mary's	N	W	73	68

All home games played at the George W. Jenkins Field House
H6-game played at The Lakeland Civic Center
N1-game played at the University of Central Florida
*Sunshine State Conference game

1981-82

Coach: Hal Wissel

(22-10, 11-1 SSC / 1st) – (H: 14-4; A: 7-5; N: 1-1)

11/30	Florida Memorial	H	W	92	74
12/08	Otterbein	H	L	96	97 (20T)
12/12	Florida International	H	W	71	65
<i>JUICE BOWL TOURNAMENT (hosted by Florida Southern)</i>					
12/18	Brown	H	W	78	62
12/19	Lamar	H	L	64	94
12/22	Tulsa	A	L	68	94
12/28	Siena	H	W	90	75
12/30	Seton Hall	A	L	77	79
1/02	Long Island - Brooklyn	A	L	117	121 (20T)
1/04	Boston Univ.	A	L	68	89
<i>CITRUS INVITATIONAL (hosted by Florida Southern)</i>					
1/08	Baltimore	H	L	54	67
1/09	Bethune-Cookman	H	W	85	58
1/12	Saint Leo *	H	W	91	44
1/15	Biscayne *	A	W	72	62
1/16	Florida International	A	W	81	67
1/19	Florida Tech *	H	W	118	68
1/22	Central Florida *	A	W	57	53
1/27	Tennessee Tech	A	W	87	81
1/30	Rollins *	A	L	68	81
2/02	Eckerd *	H	W	72	63
2/06	Saint Leo *	A	W	71	63
2/09	Biscayne *	H	W	62	61
2/12	Florida Tech *	A	W	107	76
2/15	Central Florida *	H	W	112	95
2/19	Rollins *	H	W	85	68
2/22	Eckerd *	A	W	94	78
<i>SUNSHINE STATE CONF. TOURN. (hosted by Florida Southern)</i>					
2/26	Biscayne	H	L	69	71
<i>NCAA SOUTH REGION TOURN. (hosted by Florida Southern)</i>					
3/04	Northwest Missouri St.	H	W	80	74
3/05	Livingston	H	W	86	79 (30T)
<i>NCAA QUARTERINAL (hosted by Florida Southern)</i>					
3/12	Southeast Missouri St.	H	W	87	73
<i>NCAA NATIONAL CHAMPIONSHIP (at Springfield MA)</i>					
3/19	Kentucky Wesleyan	N	W	90	89 (20T)
3/20	District of Columbia	N	L	63	73
<i>All home games played at the George W. Jenkins Field House</i>					
<i>*Sunshine State Conference game</i>					

1982-83

Coach: George Scholz

(23-8, 10-2 SSC / T-1st) – (H: 18-3; A: 4-4; N: 1-1)

11/20	Massachusetts-Boston	H	W	94	80
11/27	Elmhurst	H	W	86	62
11/30	Bethel (MN)	H	W	73	66
12/04	Evansville	A	L	51	57
12/06	Northwestern	A	L	57	69
12/13	Tennessee Tech	H	L	73	90
<i>CITRUS INVITATIONAL (hosted by Florida Southern)</i>					
12/17	No. Car. Wilmington	H	W	75	68
12/18	Drexel	H	W	63	61 (OT)
12/21	Dartmouth	H	L	62	64 (OT)
<i>UNITED FIRST FEDERAL TOURN. (hosted by Florida Southern at the Lakeland Civic Center)</i>					
12/28	Colgate	H6	W	79	47
12/29	Yale	H6	W	76	71 (OT)
1/03	Roberts Wesleyan	H	W	121	41
1/05	Liberty	H	L	57	59
<i>JUICE BOWL INVITATIONAL (hosted by Florida Southern)</i>					
1/07	Columbia	H	W	70	63
1/08	Hofstra	H	W	75	74
1/14	Central Florida *	H	W	90	77
1/18	Eckerd *	A	W	77	70
1/21	Rollins *	H	W	86	77
1/25	Biscayne *	H	W	71	66
1/29	Florida Tech *	A	W	66	64
2/01	Saint Leo *	A	W	80	68
2/07	Central Florida *	A	L	57	66
2/11	Eckerd *	H	W	69	65
2/14	Rollins *	A	L	69	74
2/16	Biscayne *	A	W	84	65
2/19	Florida Tech *	H	W	90	68
2/21	Saint Leo *	H	W	96	86
<i>SUNSHINE STATE CONF. TOURN. (hosted by Florida Southern)</i>					
2/25	Biscayne	H	W	78	76 (OT)
2/26	Central Florida	H	W	93	74
<i>NCAA SOUTH REGION TOURN. (hosted by West Georgia)</i>					
3/10	Jacksonville State	N	L	61	67
3/11	West Chester	N	W	72	71
<i>All home games played at the George W. Jenkins Field House</i>					
<i>H6-game played at The Lakeland Civic Center</i>					
<i>*Sunshine State Conference game</i>					

1983-84

Coach: George Scholz

(13-15, 9-5 SSC / T-2nd – (H: 8-8; A: 5-6; N: 0-1)

11/19	Aurora	H	W	79	77
11/22	Radford	H	L	58	67
11/29	Mississippi College	H	L	58	66
<i>ACES INVITATIONAL (hosted by Evansville)</i>					
12/02	Evansville	A	L	61	100
12/03	Appalachian State	N	L	47	48
12/06	Florida International	H	W	84	69
12/17	Kansas	A	L	73	85
12/21	Western Illinois	A	L	73	87
12/28	Concordia (NY)	H	W	73	59
12/30	Wayne State (MI)	H	L	70	73
1/02	Florida International	A	W	80	62
<i>UNITED FIRST FEDERAL TOURN. (hosted by Florida Southern)</i>					
1/06	Marist	H	L	70	73
1/07	Bucknell	H	L	77	78 (OT)
1/10	Central Florida *	H	L	58	69
1/13	Eckerd *	A	W	86	78
1/17	Rollins *	A	L	76	90
1/20	Biscayne *	H	W	69	64
1/24	Florida Tech *	A	W	94	86
1/27	Saint Leo *	H	L	54	61
1/31	Tampa *	H	W	76	69
2/03	Central Florida *	A	L	62	66
2/07	Eckerd *	H	W	69	65
2/10	Rollins *	H	W	93	75
2/13	Biscayne *	A	L	53	55
2/15	Florida Tech *	H	W	82	64
2/18	Saint Leo *	A	W	80	72
2/20	Tampa *	A	W	49	48
<i>SUNSHINE STATE CONF. TOURN. (hosted by Florida Southern)</i>					
2/24	Tampa	H	L	55	57
<i>All home games played at the George W. Jenkins Field House</i>					
<i>*Sunshine State Conference game</i>					

1984-85

Coach: George Scholz

(24-7, 10-2 SSC / T-1st) – (H: 16-2; A: 6-4; N: 2-1)

11/17	Barry	H	W	93	33
11/19	Concordia (NY)	H	W	71	60
11/26	Edward Waters	H	W	109	63
11/30	Central Florida	A	W	53	50
12/05	Florida International	H	W	81	71
12/15	North Park	H	W	94	71
12/18	Florida International	A	W	87	84 (2OT)

LEDGER CLASSIC (hosted by Florida Southern)

12/21	Northeast Missouri St.	H	W	85	63
12/22	Wright State	H	W	66	62
12/27	Evansville	H	L	63	71

UNITED FIRST FEDERAL CLASSIC (hosted by Florida Southern)

1/04	American Univ.	H	W	94	86
1/05	Long Island Univ.	H	L	80	92
1/07	Western Illinois	H	W	77	75
1/11	East Texas State	H	W	99	72
1/14	Florida Tech *	H	W	82	69
1/16	St. Thomas (FL) *	H	W	79	75
1/19	Rollins *	H	W	87	76
1/23	Eckerd *	A	L	79	87
1/26	Saint Leo *	A	L	66	71
1/30	Rollins *	A	W	80	78 (OT)
2/02	Tampa *	H	W	74	71 (OT)
2/06	Georgetown	A	L	39	71
2/11	Saint Leo *	H	W	72	55
2/13	Eckerd *	H	W	93	78
2/16	St. Thomas (FL) *	A	W	102	80
2/20	Florida Tech *	A	W	95	72
2/25	Tampa *	A	W	69	65

SUNSHINE STATE CONF. TOURN. (hosted by Tampa)

3/01	Rollins	N	W	97	80
3/02	Tampa	A	L	52	57

NCAA SOUTH REGION TOURN. (hosted by Jacksonville State)

3/07	Tampa	N	L	65	79
3/08	Albany State	N	W	108	80

All home games played at the George W. Jenkins Field House

**Sunshine State Conference game*

1985-86

Coach: George Scholz

(24-9, 9-3 SSC / 1st) – (H: 16-3; A: 5-5; N: 3-1)

11/26	Oakland City College	H	L	72	79
12/04	Florida International	H	W	79	59
12/07	Michigan	A	L	68	91
12/12	Central Florida	H	W	97	73
12/13	Urbana	H	W	101	64
12/17	Northwest Missouri St.	H	W	70	67

LEDGER CLASSIC (hosted by Florida Southern)

12/20	Mount St. Mary's	H	W	84	78
12/21	Delta State	H	W	75	73
12/30	Fairfield	H	L	66	71

WLKF CLASSIC (hosted by Florida Southern)

1/03	Texas-Arlington	H	W	81	79 (OT)
1/04	Siena	H	W	68	66
1/08	Missouri	A	L	58	65
1/11	Florida International	A	L	51	54
1/13	Rhode Island	H	W	94	64
1/15	Eckerd *	H	L	78	84
1/18	Florida Tech *	A	W	75	59
1/20	Nova Univ.	H	W	98	70
1/22	Rollins *	H	W	92	67
1/25	Tampa *	A	L	66	68
1/29	Saint Leo *	H	W	95	77
2/05	Eckerd *	A	W	64	62
2/08	Saint Thomas (FL) *	H	W	88	83
2/12	Florida Tech *	H	W	99	73
2/15	Rollins *	A	L	76	81
2/19	Tampa *	H	W	76	72
2/22	Saint Leo *	A	W	80	68
2/25	Saint Thomas (FL) *	A	W	120	94

SUNSHINE STATE CONF. TOURN. (hosted by Tampa)

2/28	Eckerd	N	W	86	71
3/01	Saint Leo	N	W	73	66

NCAA SOUTH REGION TOURN. (hosted by Tampa)

3/07	West Georgia	N	W	83	82
3/08	Tampa	A	W	67	57

NCAA SOUTH QUARTERFINAL (hosted by Florida Southern)

3/14	Wayne State (MI)	H	W	77	65
------	------------------	---	---	----	----

NCAA NATIONAL CHAMPIONSHIP (at Springfield, MA)

3/21	Sacred Heart	N	L	80	86
------	--------------	---	---	----	----

All home games played at the George W. Jenkins Field House

**Sunshine State Conference game*

1986-87

Coach: George Scholz

(25-7, 11-1 SSC / 1st) – (H: 18-3; A: 6-4; N: 1-0)

11/21	North Park	H	W	85	78
11/25	Missouri-St. Louis	H	W	86	64
11/28	Elmhurst	N1	W	84	73
11/29	St. Michael's	H	W	65	56
12/02	St. Cloud State	H	W	71	61
12/05	Univ. Charleston (WV)	H	L	86	93
12/09	Hawaii-Hilo	A	L	65	73 (OT)
12/10	Hawaii Loa	A	W	94	63
12/19	Northwestern	A	L	68	69
12/22	Central Missouri State	H	L	62	61 (FFT)

WLKF CLASSIC (hosted by Florida Southern)

1/02	Springfield	H	W	104	60
1/03	Lehigh	H	L	72	74 (OT)
1/06	Southern Indiana	H	W	94	84
1/09	Wabash	H	W	67	53
1/12	Florida Memorial	H	W	88	70
1/14	Rollins *	H	W	101	86
1/17	Eckerd *	H	W	86	67
1/20	Saint Thomas (FL) *	A	W	99	81
1/24	Tampa *	A	L	71	73
1/26	Florida Tech *	H	W	85	71
1/28	Saint Leo *	H	W	103	85
1/31	Florida Tech *	A	W	72	57
2/07	Rollins *	A	W	84	70
2/11	Eckerd *	A	W	80	77
2/14	Saint Thomas (FL) *	H	W	108	86
2/18	Tampa *	H	W	74	68
2/21	Saint Leo *	A	W	90	69

SUNSHINE STATE CONF. TOURN. (hosted by Florida Southern)

2/27	Eckerd	H	W	93	79
2/28	Tampa	H	W	70	66

NCAA SOUTH REGION TOURN. (hosted by Florida Southern)

3/06	Alabama A&M	H	W	92	83
3/07	West Georgia	H	W	84	69

NCAA QUARTERFINAL (hosted by Eastern Montana)

3/14	Eastern Montana	A	L	62	75
------	-----------------	---	---	----	----

All home games played at the George W. Jenkins Field House

N1-game played at the Univ. of Tampa

**Sunshine State Conference game*

Central Missouri State game later forfeited - ineligible player

1987-88

Coach: George Scholz

(31-3, 8-2 SSC / 1st) – (H: 23-1; A: 5-1; N: 3-1)

11/24	SUNY-Binghamton	H	W	105	71
11/30	Otterbein	H	W	115	57
12/02	North Central	H	W	89	68
12/05	Wayne State (MI)	N1	W	80	76
12/10	Hofstra	H	W	90	84
12/17	Averett	H	W	106	53
12/19	Illinois Wesleyan	H	W	104	65
12/21	Philadelphia-Textile	H	W	89	64
<i>WLKF CLASSIC (hosted by Florida Southern)</i>					
12/28	SIU-Edwardsville	H	W	92	74
12/29	No. Carolina-Charlotte	H	W	82	64
1/02	Towson State	N2	W	80	72
1/04	Colby	H	W	101	77
1/06	Keene State	H	W	84	68
1/08	LIU-C.W. Post	H	W	94	61
1/13	Caldwell	H	W	121	71
1/16	Florida Tech *	A	L	70	72
1/20	Saint Leo *	A	W	70	65
1/23	Saint Thomas (FL)	H	W	86	68
1/27	Eckerd *	A	W	68	55
2/01	Saint Leo *	H	W	106	56
2/03	Eckerd *	H	W	102	80
2/06	Tampa *	H	W	86	65
2/10	Rollins *	A	W	79	76 (OT)
2/13	Florida Tech *	H	L	65	66
2/17	Rollins *	H	W	94	85
2/20	Saint Thomas (FL)	A	W	99	77
2/27	Tampa *	A	W	72	69
<i>SUNSHINE STATE CONF. TOURN. (hosted by Florida Southern)</i>					
3/04	Rollins	H	W	121	89
3/05	Tampa	H	W	63	62
<i>NCAA SOUTH REGION TOURN. (hosted by Florida Southern)</i>					
3/11	North Alabama	H	W	99	76
3/12	Tampa	H	W	76	63
<i>NCAA QUARTERFINALS (hosted by Florida Southern)</i>					
3/19	Southeast Missouri St.	H	W	78	75
<i>NCAA NATIONAL CHAMPIONSHIP (at Springfield, MA)</i>					
3/25	Lowell	N	L	81	88
3/26	Troy State	N	W	94	84
<i>All home games played at the George W. Jenkins Field House</i>					
<i>N1-game played at Miami Dade CC-South</i>					
<i>N2-game played at Palm Beach Junior College</i>					
<i>*Sunshine State Conference game</i>					

1988-89

Coach: George Scholz

(25-6, 9-3 SSC / T-1st) – (H: 15-3; A: 8-2; N: 2-1)

11/22	Edward Waters	H	W	87	70
11/28	Florida Memorial	H	W	85	74
12/05	Florida Memorial	A	W	87	80
12/08	Southern Methodist	A	L	56	63
12/15	Savannah State	H	W	73	70
12/17	Saint Thomas (FL)	H	W	115	89
12/19	Saint Thomas Aquinas	H	W	74	66
12/30	SIU-Edwardsville	H	L	73	76
1/03	Univ. of the South	H	W	100	53
1/04	Saint Anselm	H	W	61	58
<i>WLKF CLASSIC (hosted by Florida Southern)</i>					
1/06	Hofstra	H	W	70	54
1/07	St. Peter's	H	W	81	68
1/10	Sacred Heart	H	W	79	64
1/12	Maine-Farmington	H	W	100	51
1/14	Florida Tech *	H	L	69	74
1/16	Tampa *	A	L	47	53
1/18	Saint Leo *	H	W	99	81
1/21	Barry *	A	W	96	83
1/25	Eckerd *	H	L	53	58
1/28	Saint Thomas (FL)	A	W	85	73
2/01	Rollins *	H	W	89	69
2/04	Eckerd *	A	W	78	57
2/08	Saint Leo *	A	W	92	78
2/11	Florida Tech *	A	W	103	94
2/16	Rollins *	A	W	77	70
2/18	Barry *	H	W	88	57
2/25	Tampa *	H	W	63	58
<i>SUNSHINE STATE CONF. TOURN. (hosted by Tampa)</i>					
3/03	Florida Tech	N	W	73	71
3/04	Tampa	A	W	68	67
<i>NCAA SOUTH REGION (hosted by Jacksonville State)</i>					
3/18	Tampa	N	L	86	90
3/19	Florida Tech	N	W	85	75
<i>All home games played at the George W. Jenkins Field House</i>					
<i>*Sunshine State Conference game</i>					

1989-90

Coach: George Scholz

(23-8, 6-6 SSC / T-3rd) – (H: 15-4; A: 5-4; N: 3-0)

11/27	Texas Wesleyan	H	W	83	64
11/30	Edward Waters	H	W	114	48
12/05	Saint Thomas (FL)	H	W	86	69
12/08	Fort Valley State	H	W	107	79
12/14	Savannah State	H	W	101	61
12/16	Central State (OK)	H	W	89	74
12/18	Belmont (TN)	H	W	82	70
12/21	Hofstra	A	L	54	57
12/29	New England	H	W	99	47
12/30	Nebraska-Omaha	H	W	81	76 (OT)
<i>FREEMPORT SHOOTOUT (at Freeport, Bahamas)</i>					
1/03	Southern Indiana	N	W	78	76
1/05	Missouri Southern	N	W	96	68
1/09	Keene State	H	W	71	61
1/12	Concordia-NY	H	W	103	76
1/17	Saint Leo *	A	W	84	67
1/20	Barry *	A	W	82	64
1/27	Rollins *	H	L	62	64
1/31	Tampa *	H	L	70	75
2/03	Eckerd *	A	L	67	70
2/07	Florida Tech *	H	L	72	78
2/10	Barry *	H	W	74	51
2/17	Rollins *	A	W	86	76
2/21	Tampa *	A	L	81	84 (OT)
2/24	Eckerd *	H	W	85	69
2/28	Saint Leo *	H	W	86	58
3/03	Florida Tech *	A	L	69	75
<i>SUNSHINE STATE CONF. TOURN. 1st ROUND (hosted by Eckerd)</i>					
3/07	Eckerd *	A	W	78	67
<i>SUNSHINE STATE CONF. TOURN. (hosted by Tampa)</i>					
3/09	Florida Tech	N	W	89	74
3/10	Tampa	A	W	69	67
<i>NCAA SOUTH REGION (hosted by Florida Southern)</i>					
3/16	Jacksonville State	H	L	96	97 (OT)
3/17	Tampa	H	W	92	82
<i>All home games played at the George W. Jenkins Field House</i>					
<i>*Sunshine State Conference game</i>					

1990-91

Coach: Gordon Gibbons

(27-5, 9-3 SSC / T-2nd) – (H: 17-2; A: 8-2; N: 2-1)

11/17	Seattle Pacific	H	W	61	56
11/20	St. Thomas (FL)	H	W	92	70
11/28	Alaska-Anchorage	A	W	80	68
11/30	Alaska-Fairbanks	A	W	116	99
12/03	Flagler	H	W	71	63
12/06	North Central	H	W	96	70
12/13	Knox	H	W	105	64
12/15	St. Mary's (MI)	H	W	126	103
12/18	Mankato State	H	W	68	60
12/21	Lewis	H	W	91	69
12/29	Winona State	H	W	107	39
1/02	Alabama-Huntsville	H	W	96	61
1/05	Saint Thomas (FL)	A	W	84	51
1/08	Saint Ambrose	H	W	93	70
1/10	Columbia (MO)	H	W	97	87
1/16	Tampa *	A	L	61	69
1/19	Eckerd *	H	W	79	64
1/23	Barry *	H	W	86	62
1/26	Rollins *	H	L	49	62
2/02	Saint Leo *	A	W	92	81
2/06	Florida Tech *	H	W	56	53
2/09	Eckerd *	A	W	63	59
2/13	Barry *	A	W	78	50
2/16	Rollins *	A	W	70	59
2/23	Saint Leo *	H	W	101	69
2/27	Florida Tech *	A	W	68	59
3/02	Tampa *	H	L	77	82
SUNSHINE STATE CONF. TOURN. 1st ROUND (hosted by FSC)					
3/05	Saint Leo	H	W	101	51
SUNSHINE STATE CONF. TOURN. (hosted by Rollins)					
3/08	Tampa	N	W	60	53
3/09	Florida Tech	N	W	77	66
NCAA SOUTH REGION TOURN. (hosted by Troy State)					
3/15	Troy State	A	L	73	78
3/16	Hampton	N	L	68	70

All home games played at the George W. Jenkins Field House
*Sunshine State Conference game

1991-92

Coach: Gordon Gibbons

(20-10, 7-5 SSC / 3rd) – (H: 16-4; A: 4-3; N: 0-3)

11/22	Webber	H	W	74	59
SAN JUAN SHOOTOUT (hosted by American Univ.-P.R.)					
11/29	Eastern Kentucky	N	L	66	68
11/30	Maine-Orono	N	L	50	63
12/01	American-P.R.	A	W	78	65
12/05	Flagler	H	W	73	60
12/07	DeVry Institute	H	W	106	50
12/09	Voorhees	H	W	83	75
12/11	Augusta	H	L	60	63
12/19	Morningside	H	W	79	75 (OT)
12/27	St. Vincent	H	W	74	51
12/30	Troy State	H	L	82	84
1/02	Metropolitan State	H	W	76	58
1/04	Gardner-Webb	H	W	87	55
1/06	Trinity (IL)	H	W	85	46
1/08	Concordia (WI)	H	W	85	75
1/10	Columbia (MO)	H	W	76	63
1/11	Texas Wesleyan	H	W	72	64
1/15	Eckerd *	H	L	59	72
1/18	Barry *	H	W	78	64
1/22	Rollins *	A	L	53	60
1/29	Saint Leo *	A	W	85	67
2/01	Florida Tech *	H	L	59	61
2/05	Tampa *	A	W	66	62
2/08	Barry *	A	W	81	63
2/12	Rollins *	H	W	78	70 (OT)
2/19	Saint Leo *	H	W	99	81
2/22	Florida Tech *	A	L	57	63
2/26	Tampa *	H	W	63	61 (OT)
2/29	Eckerd *	A	L	64	67
SUNSHINE STATE CONF. TOURN. (hosted by Rollins)					
3/05	Barry	N	L	52	65

All home games played at the George W. Jenkins Field House
*Sunshine State Conference game

1992-93

Coach: Gordon Gibbons

(24-8, 9-3 SSC / T-2nd) – (H: 16-2; A: 6-4; N: 2-2)

CHAMINADE TOURNAMENT					
11/27	South Dakota State	N	L	78	91
11/28	Oakland City	N	W	83	72
12/05	Augustana (SD)	H	W	90	70
12/07	North Central	H	W	100	62
12/10	Webber	H	W	82	65
12/19	Augusta	A	L	81	90
12/22	Lewis	H	W	65	59
12/28	Quinnipac	H	L	72	74 (OT)
12/30	Central Missouri State	H	W	75	53
1/02	Merrimack	H	W	89	74
1/04	Houghton	H	W	71	45
1/06	Mass.-Dartmouth	H	W	78	55
1/07	Methodist	H	W	86	56
1/09	Rhode Island Col.	H	W	107	32
1/13	Barry *	H	W	92	83
1/16	Rollins *	A	W	44	38
1/20	North Florida	H	W	99	72
1/23	Saint Leo *	A	W	106	70
1/27	Florida Tech *	H	L	67	78
1/30	Tampa *	A	L	70	76 (OT)
2/03	Eckerd *	H	W	80	61
2/06	Rollins *	H	W	84	66
2/10	North Florida	A	W	102	88
2/13	Saint Leo *	H	W	66	47
2/17	Florida Tech *	A	W	71	62
2/20	Tampa *	H	W	72	68
2/24	Eckerd *	A	W	78	61
2/27	Barry *	A	L	69	71
SUNSHINE STATE CONF. TOURN. (hosted by Tampa)					
3/05	Rollins	N	W	66	60
3/06	Tampa	A	W	71	67
NCAA SOUTH REGION TOURN. (hosted by Troy State) #					
3/12	Troy State	A	L	72	75
3/14	Tampa	N	L	73	79

All home games played at the George W. Jenkins Field House
*Sunshine State Conference game
#blizzard forced postponement of regional consolation game

1993-94

Coach: Gordon Gibbons

(22-5, 10-4 SSC / T-1st) – (H: 17-2; A: 4-2; N: 1-1)

11/22	Warner Southern	H	W	103	71
11/26	Nova	H	W	86	61
11/29	Saint Thomas (FL)	H	W	82	67
12/01	Palm Beach Atlantic	H	W	101	61
12/04	Franklin Pierce	H	W	87	63
12/09	Webber	H	W	83	81
12/18	Rollins *	N1	W	82	74 (OT)
12/27	Nebraska Wesleyan	H	W	70	68
12/28	Bryant	H	W	68	65
12/30	Shippensburg	H	W	78	56
1/03	Simpson	H	W	82	56
1/05	Merrimack	H	W	82	70
1/07	Garnder-Webb	H	W	88	54
1/12	Tampa *	A	L	71	82
1/15	Eckerd *	H	L	93	96 (OT)
1/19	Barry *	H	W	70	57
1/26	North Florida *	H	W	93	62
1/29	Saint Leo *	A	W	74	73
2/02	Florida Tech *	H	W	79	71
2/05	Eckerd *	A	W	92	91
2/09	Barry *	A	L	68	87
2/12	Rollins *	H	L	67	69
2/16	North Florida *	A	W	81	69
2/19	Saint Leo *	H	W	80	69
2/23	Florida Tech *	A	W	93	74
2/26	Tampa *	H	W	89	69
SUNSHINE STATE CONF. TOURN. (hosted by Tampa)					
3/04	North Florida	N	L	80	87

All home games played at the George W. Jenkins Field House
N1-Milk Challenge at Orlando Arena
*Sunshine State Conference game

1994-95

Coach: Gordon Gibbons

(19-9, 9-5 SSC / 4th) – (H: 13-4; A: 4-4; N: 2-1)

HOLIDAY INN "WEEKEND OF CHAMPIONS" (hosted by FSC)					
11/20	Kentucky Wesleyan	H	W	66	61
11/22	Husson	H	W	88	64
11/26	Southwest Baptist	A	L	63	80
12/02	North Central	H	W	80	59
12/06	Webber	H	W	87	59
12/17	Rollins *	N1	W	79	56
12/21	Lewis	H	W	88	77
12/28	Mass.-Dartmouth	H	W	64	61
12/30	St. Anselm	H	L	76	77
12/31	Illinois Wesleyan	H	W	87	65
1/02	Bentley	H	W	73	69
1/05	Morehouse	H	L	57	58
1/07	Florida Tech *	A	L	57	69
1/11	Eckerd *	H	L	77	84
1/14	North Florida *	A	W	87	77
1/18	Saint Leo *	H	W	74	63
1/21	Tampa *	H	W	71	67
1/25	Barry *	A	W	65	62
1/28	Rollins *	A	W	74	66
2/04	Florida Tech *	H	W	96	81
2/08	Eckerd *	A	L	78	81
2/11	North Florida *	H	W	75	59
2/14	Saint Leo *	A	W	81	65
2/18	Tampa *	A	L	56	62
2/21	Barry *	H	L	67	72
2/25	Lynn	H	W	81	76
SUNSHINE STATE CONF. TOURN. (at The Lakeland Center)					
3/02	Barry	N	W	94	90
3/03	Eckerd	N	L	63	72

All home games played at the George W. Jenkins Field House
N1-Milk Challenge at Orlando Arena
*Sunshine State Conference game

1995-96

Coach: Gordon Gibbons

(26-4, 13-1 SSC / 1st) – (H: 16-0; A: 6-3; N: 4-1)

11/21	Lynn	A	L	72	85
11/24	Quincy	H	W	86	73
11/27	Lake Superior State	H	W	72	65
12/02	American Univ. (PR)	H	W	80	67
12/07	Webber	H	W	101	79
12/12	Kennesaw State	H	W	91	57
12/15	Elizabeth City State	H	W	88	63
12/21	Mankato State	H	W	63	46
BOSTON FESTIVAL (hosted by Bentley)					
12/28	LIU-C.W. Post	N	W	87	70
12/29	Bentley	A	L	66	77
1/02	Saint Joseph's (ME)	H	W	88	66
1/03	American International	H	W	66	45
1/06	Florida Tech *	H	W	71	68
1/10	Eckerd *	A	L	80	88
1/13	North Florida *	H	W	84	64
1/17	Saint Leo *	A	W	75	68
1/20	Tampa *	A	W	72	69
1/24	Barry *	H	W	77	63
1/27	Rollins *	H	W	77	75
2/03	Florida Tech *	A	W	90	86
2/06	Eckerd *	H	W	79	69
2/10	North Florida *	A	W	84	81
2/13	Saint Leo *	H	W	74	72
2/17	Tampa *	H	W	70	52
2/20	Barry *	A	W	76	66
2/24	Rollins *	A	W	79	64
SUNSHINE STATE CONF. TOURN. (at The Lakeland Center)					
2/29	Florida Tech	N	W	75	68
3/01	Barry	N	W	59	56
3/02	North Florida	N	W	53	49

NCAA SOUTH REGION TOURN. (hosted by Alabama A&M)
3/08 Columbus N L 77 83
All home games played at the George W. Jenkins Field House
*Sunshine State Conference game

1996-97

Coach: Gordon Gibbons

(25-7, 12-2 SSC / 1st) – (H: 13-4; A: 9-0; N: 3-3)

<i>DIVISION II TIP-OFF CLASSIC (hosted by Virginia Union)</i>				
11/08	St. Rose	N	W	61 59
11/09	Washburn	N	L	59 69
11/10	Virginia Union	A	W	81 69
11/15	Bluefield State	H	W	73 61
11/20	Embry-Riddle	H	W	83 73
11/25	Northern Kentucky	H	L	50 61
11/29	Morningside	H	L	72 80
12/07	North Central	H	W	70 58
12/10	American Univ. (PR)	H	W	67 56
12/13	Elon	H	W	63 58
12/21	Webber	H	W	91 86
<i>UNIV. OF WEST FLORIDA CLASSIC</i>				
12/28	West Georgia	N	L	80 92
12/29	West Florida	A	W	83 82
1/02	Merrimack	H	W	82 71
1/04	Franklin Pierce	H	W	61 44
1/08	Eckerd *	H	W	67 56
1/11	Rollins *	A	W	63 61
1/15	Barry *	H	W	79 71
1/18	North Florida *	H	W	76 60
1/22	Saint Leo *	A	W	81 72
1/25	Florida Tech *	H	L	52 63
1/29	Tampa *	A	W	69 67
2/01	Barry *	A	W	88 59
2/05	North Florida *	A	W	78 63
2/08	Rollins *	H	L	60 66
2/12	Saint Leo *	H	W	81 58
2/15	Florida Tech *	A	W	68 62
2/19	Tampa *	H	W	79 76
2/22	Eckerd *	A	W	62 51
<i>SUNSHINE STATE CONF. TOURN. (at The Lakeland Center)</i>				
2/27	Eckerd	N	W	82 60
2/28	Rollins	N	W	62 58
3/01	Tampa	N	L	67 73
<i>All home games played at the George W. Jenkins Field House</i>				
<i>*Sunshine State Conference game</i>				

1997-98

Coach: Gordon Gibbons

(23-7, 7-5 SSC / T-3rd) – (H: 12-3; A: 5-3; N: 6-1)

11/17	Palm Beach Atlantic	H	W	102 63
11/19	Embry-Riddle	A	W	76 54
<i>VIRGIN ISLANDS CLASSIC (at St. Thomas, VI)</i>				
11/21	IUPUI	N	W	78 77
11/22	High Point	N	W	94 71
11/29	Quincy	H	W	88 67
12/04	Webber	H	W	90 80
12/08	Univ. of Puerto Rico	H	W	90 65
12/19	Mount Aloysius	H	W	101 65
12/20	West Florida	H	W	81 69
12/28	Mass.-Dartmouth	H	W	79 50
12/30	Saint Augustine	N1	W	104 89
1/03	St. Anselm	H	W	90 73
1/07	Eckerd *	A	L	61 67
1/10	Rollins *	H	W	72 64
1/14	Barry *	A	L	79 91
1/17	Lynn	A	W	87 66
1/21	Saint Leo *	H	W	76 68
1/24	Florida Tech *	A	W	74 68
1/28	Tampa *	H	L	60 64
1/31	Barry *	H	W	88 60
2/04	Lynn	H	L	60 77
2/09	Rollins *	A	W	82 66
2/11	Saint Leo *	A	W	63 50
2/14	Florida Tech *	H	W	85 72
2/17	Tampa *	A	L	62 68
2/21	Eckerd *	H	L	63 66
<i>SUNSHINE STATE CONF. TOURN. (at The Lakeland Center)</i>				
2/26	Rollins	N	W	80 64
2/27	Saint Leo	N	W	75 66
2/28	Florida Tech	N	W	68 66 (OT)
<i>NCAA SOUTH REGION TOURN. (hosted by Delta State)</i>				
3/05	Albany State	N	L	80 86
<i>All home games played at the George W. Jenkins Field House</i>				
<i>N1-game played at The Ice Palace (Tampa)</i>				
<i>*Sunshine State Conference game</i>				

1998-99

Coach: Gordon Gibbons

(28-8, 11-3 SSC / 1st) – (H: 16-2; A: 4-4; N: 8-2)

<i>DISNEY TIP-OFF CLASSIC (at ESPN Wide World of Sports)</i>				
11/13	Kentucky Wesleyan	N	L	67 93
11/14	Presbyterian	N	W	68 61
11/15	Montana-Billings	N	W	108 78
11/17	Webber	H	W	84 75
<i>MILLERSVILLE ALL-SPORT CLASSIC</i>				
11/20	Fayetteville State	N	W	78 59
11/21	Millersville	A	L	64 67 (OT)
12/01	Warner Southern	H	L	70 75
12/05	Saint Thomas (FL)	H	W	67 56
12/08	North Central	H	W	96 59
12/11	Grand Valley State	H	L	87 94 (OT)
12/17	Illinois Tech	H	W	90 52
12/19	Assumption	H	W	82 46
12/28	North Florida	H	W	82 49
12/29	New Jersey Tech	H	W	91 87
1/02	St. Joseph's (NY)	H	W	115 27
1/06	Rollins *	A	W	72 57
1/09	Barry *	H	W	57 55
1/13	Lynn *	H	W	66 51
1/16	Saint Leo *	A	W	71 58
1/20	Florida Tech *	H	W	57 51
1/23	Tampa *	A	W	76 74 (OT)
1/28	Rollins *	H	W	83 67
1/30	Eckerd *	H	W	74 34
2/03	Lynn *	A	W	72 64
2/06	Saint Leo *	H	W	67 59
2/10	Florida Tech *	A	L	63 68
2/13	Tampa *	H	W	78 60
2/15	Eckerd *	A	L	58 65
2/18	Barry *	A	L	64 68
<i>SUNSHINE STATE CONF. TOURN. (at The Lakeland Center)</i>				
2/21	Tampa	N	W	69 51
2/22	Barry	N	W	70 53
2/23	Lynn	N	W	53 52
<i>NCAA SOUTH REGION TOURN. (hosted by Henderson State)</i>				
3/05	Lynn	N	W	77 69
3/06	Henderson State	A	W	73 63
<i>NCAA NATIONAL TOURN. (at Louisville, KY)</i>				
3/17	Cal St.-San Bernardino	N	W	84 69
3/18	Kentucky Wesleyan	N	L	67 87
<i>All home games played at the George W. Jenkins Field House</i>				
<i>*Sunshine State Conference game</i>				

1999-2000

Coach: Gordon Gibbons

(32-2, 13-1 SSC / 1st) – (H: 16-0; A: 11-1, N: 5-1)

FIRST SOUTH BANK/PEPSI TIP-OFF (hosted by North Alabama)

11/19	Kentucky State	N	W	80	62
11/20	North Alabama	A	W	71	60
11/27	North Florida	A	W	73	63
11/30	Warner Southern	H	W	84	70
12/03	Puerto Rico-Bayamon	A	W	98	69
12/04	Puerto Rico-Bayamon	A	W	85	57
12/10	Webber	H	W	105	50

DOLLAR GENERAL INVITATIONAL (hosted by Valdosta State)

12/17	Kennesaw State	N	W	79	64
12/18	Valdosta State	A	W	72	63
12/20	Walsh	H	W	79	71
12/21	Ohio Northern	H	W	71	68
12/30	Merrimack	H	W	64	58
1/03	Illinois Wesleyan	H	W	93	60
1/08	Puerto Rico-Mayaguez	H	W	64	58
1/12	Rollins *	H	W	80	43
1/15	Barry *	A	W	71	53
1/19	Lynn *	A	W	60	55
1/22	Saint Leo *	H	W	91	78
1/26	Florida Tech *	A	L	47	53
1/29	Tampa *	H	W	85	81 (2OT)
2/02	Rollins *	A	W	70	68
2/05	Eckerd *	A	W	72	57
2/07	Barry *	H	W	60	46
2/09	Lynn *	H	W	87	68
2/12	Saint Leo *	A	W	83	68
2/16	Florida Tech *	H	W	84	58
2/19	Tampa *	A	W	76	72
2/23	Eckerd *	H	W	69	40

SUNSHINE STATE CONF. TOURN. (at The Lakeland Center)

2/27	Saint Leo	N	W	73	60
2/28	Eckerd	N	W	69	66
2/29	Florida Tech	N	W	63	54

NCAA SOUTH REGION TOURN. (hosted by Florida Southern)

3/11	Delta State	H	W	81	55
3/12	Tampa	H	W	67	53

NCAA NATIONAL TOURN. (at Louisville, KY)

3/22	Missouri Southern St.	N	L	65	76
------	-----------------------	---	---	----	----

All home games played at the George W. Jenkins Field House
*Sunshine State Conference game

2000-01

Coach: Tony Longa

(23-7, 11-3 SSC / 1st) – (H: 13-4; A: 6-2; N: 4-1)

11/18	Puerto Rico-Mayaguez	H	W	99	66
11/25	North Florida	H	W	76	57
11/28	Warner Southern	H	W	85	77
12/02	American Univ.-P.R.	N1	W	80	66
12/03	Puerto Rico-Mayaguez	A	W	108	65
12/06	Webber	H	W	112	75
12/18	Northwest Missouri	H	L	60	67
12/19	Puerto Rico-Humacao	H	W	104	55
12/28	Mansfield (PA)	H	W	91	54
12/30	American International	H	L	61	67
1/02	Queens (NC)	H	L	74	78
1/03	Rochester (MI)	H	W	82	63
1/06	Saint Leo *	A	W	79	57
1/10	Barry *	A	W	86	77
1/13	Tampa *	H	L	54	66
1/17	Rollins *	A	W	78	66
1/20	Florida Tech *	H	W	106	59
1/24	Lynn *	A	W	66	65
1/27	Eckerd *	H	W	71	69
1/31	Barry *	H	W	69	63
2/03	Tampa *	A	L	69	75
2/07	Rollins *	H	W	68	60
2/10	Florida Tech *	A	W	86	60
2/14	Lynn *	H	W	91	83
2/17	Eckerd *	A	L	74	86
2/21	Saint Leo *	H	W	82	63

SUNSHINE STATE CONF. TOURN. (at The Lakeland Center)

2/25	Florida Tech	N	W	84	72
2/26	Rollins	N	W	73	70 (OT)
2/27	Barry	N	W	81	76

NCAA SOUTH REGION TOURN. (hosted by Eckerd)

3/09	Henderson State	N	L	64	69 (OT)
------	-----------------	---	---	----	---------

All home games played at the George W. Jenkins Field House
N1-game played at Puerto Rico-Mayaguez
*Sunshine State Conference game

2001-02

Coach: Tony Longa

(20-9, 9-5 SSC / T-3rd) – (H: 12-3; A: 6-4; N: 2-2)

11/16	Nova Southeastern	H	W	76	59
11/20	Puerto Rico-Mayaguez	H	W	81	71
11/24	North Florida	A	W	108	104 (2OT)
11/28	Embry-Riddle	H	L	76	89
11/30	Northern Colorado	N1	L	78	89
12/01	Southern Colorado	A	W	71	62
12/07	Webber	H	W	102	61
12/13	Warner Southern	H	W	83	74
12/18	Columbia Union	H	W	94	56
12/30	Molloy	H	W	98	56
1/02	Rochester (MI)	H	W	94	49
1/05	Morehouse	A	L	75	85
1/09	Barry *	H	L	60	71
1/12	Saint Leo *	H	W	93	45
1/16	Florida Tech *	A	W	75	59
1/19	Lynn *	A	W	68	63
1/23	Eckerd *	H	W	86	78
1/26	Tampa *	A	L	79	81
1/30	Rollins *	H	W	59	55
2/02	Saint Leo *	A	W	90	62
2/06	Florida Tech *	H	W	80	60
2/09	Lynn *	H	L	64	73
2/13	Eckerd *	A	L	77	83
2/16	Tampa *	H	W	84	76
2/20	Rollins *	A	L	72	76
2/23	Barry *	A	W	71	59

SUNSHINE STATE CONF. TOURN. (hosted by Florida Tech)

3/01	Lynn	N	W	63	62
3/02	Eckerd	N	W	77	71
3/03	Tampa	N	L	45	62

All home games played at the George W. Jenkins Field House
N1-game played at Southern Colorado
*Sunshine State Conference game

2002-03

Coach: Tony Longa

(26-5, 10-4 SSC / T-2nd) – (H: 18-1; A: 6-3; N: 2-1)

HILLMYER-TREMONT TIP-OFF (hosted by Florida Gulf Coast)

11/22	Concordia-St. Paul	N	W	69	60
11/23	Puerto Rico-Baymon	N	W	87	79
11/25	Puerto Rico-Mayaguez	H	W	83	63
11/26	Puerto Rico-Bayamon	H	W	80	71
11/29	Winona State	H	W	101	94
12/03	Embry-Riddle	A	W	65	55
12/05	Webber International	H	W	92	58
12/12	Warner Southern	H	W	95	75
12/17	North Florida	H	W	68	66
12/28	Mass.-Dartmouth	H	W	68	63
12/29	Wayne State (MI)	H	W	77	63
12/30	Morehouse	H	W	63	60
1/04	Nova Southeastern	A	W	83	59
1/08	Saint Leo *	A	W	87	54
1/11	Eckerd *	A	W	75	65
1/15	Tampa *	H	W	42	37
1/18	Lynn *	A	L	69	72
1/22	Barry *	H	W	57	50
1/25	Florida Tech *	H	W	85	73
1/29	Rollins *	A	L	65	75
2/01	Eckerd *	H	W	89	77
2/05	Tampa *	A	W	63	40
2/08	Lynn *	H	W	73	68
2/12	Barry *	A	L	63	68
2/15	Florida Tech *	A	W	69	48
2/19	Rollins *	H	L	63	69
2/22	Saint Leo *	H	W	101	63

SUNSHINE STATE CONF. TOURN. (hosted by Florida Southern)

3/01	Saint Leo	H	W	68	54
3/02	Eckerd	H	W	77	68
3/03	Rollins	H	W	81	68

NCAA SOUTH REGION TOURN. (hosted by Rollins)

3/14	Delta State	N	L	70	72
------	-------------	---	---	----	----

All home games played at the George W. Jenkins Field House
*Sunshine State Conference game

2003-04

Coach: Tony Longa

(23-8, 12-2 SSC / T-1st) – (H: 11-3; A: 9-3; N: 3-2)

11/17	Puerto Rico-Mayaguez	H	W	66	54
11/24	Puerto Rico-Bayamon	H	W	90	82
11/26	North Florida	A	L	48	67
11/29	Florida Memorial	H	W	60	54
12/04	St. Mary's (TX)	H	L	55	58
12/09	Southeastern	A	W	64	50
12/13	Webber International	A	L	62	77
12/18	Davis & Elkins	H	W	68	48

BEST WESTERN CLASSIC (hosted by Western Oregon)

12/29	Central Washington	N	W	73	71
12/30	Western Oregon	A	L	55	67
1/03	Lynn *	A	W	57	53
1/06	Saint Leo *	H	W	69	59
1/08	Rollins *	A	W	67	66
1/10	Barry *	H	W	62	57 (OT)
1/14	Eckerd *	H	L	65	68
1/17	Nova Southeastern	A	W	72	57
1/20	Tampa *	H	W	65	62
1/27	Florida Tech *	A	W	69	57
1/31	Lynn *	H	W	70	67
2/07	Barry *	A	W	64	48
2/11	Rollins *	H	L	60	66
2/14	Nova Southeastern	H	W	68	53
2/18	Eckerd *	A	W	68	66
2/21	Florida Gulf Coast	H	W	74	59
2/25	Tampa *	A	W	49	47
2/28	Florida Tech *	H	W	70	58
3/01	Saint Leo *	A	W	87	74

SUNSHINE STATE CONF. TOURN. (hosted by Rollins)

3/04	Florida Tech	N	W	81	73
3/06	Tampa	N	W	73	57
3/07	Eckerd	N	L	57	67

NCAA SOUTH REGION TOURN. (hosted by Valdosta State)

3/13	Eckerd	N	L	62	70
------	--------	---	---	----	----

All home games played at the George W. Jenkins Field House
*Sunshine State Conference game

2004-05

Coach: Tony Longa

(17-11, 8-8 SSC / T-4th) – (H: 11-4; A: 4-6; N: 2-1)

11/16	Puerto Rico-Mayaguez	H	W	74	42
<i>HILLMYER-TREMONT TIP-OFF (hosted by Florida Gulf Coast)</i>					
11/19	Lincoln Memorial	N	W	66	48
11/20	Puerto Rico-Cayey	N	W	63	59 (OT)
11/30	North Florida	H	W	74	59
12/04	Southeastern	A	W	97	69
12/08	Webber International	H	W	99	75
12/11	Nova Southeastern *	A	W	74	67
12/16	Florida Memorial	H	W	80	72
12/20	Olivet Nazarene	H	W	70	57
<i>LEDGER HOLIDAY CLASSIC (hosted by Florida Southern)</i>					
12/29	Shepherd	H	W	65	59
12/30	Metro State	H	L	64	74
1/05	Lynn *	A	L	55	69
1/08	Florida Tech *	H	L	50	57
1/12	Rollins *	H	L	59	67
1/15	Barry *	A	W	50	46
1/19	Tampa *	H	W	79	72
1/22	Eckerd *	A	L	62	77
1/26	Saint Leo *	A	L	65	70
1/31	Nova Southeastern *	H	W	70	56
2/02	Rollins *	A	W	63	53 (OT)
2/05	Florida Tech *	A	L	66	69
2/09	Lynn *	H	W	66	65 (OT)
2/12	Barry *	H	L	53	61
2/16	Tampa *	A	L	51	55
2/19	Eckerd *	H	W	60	43
2/23	Saint Leo *	H	W	60	44
2/26	Florida Gulf Coast	A	L	66	68
<i>SUNSHINE STATE CONF. TOURN. (hosted by Barry)</i>					
3/04	Saint Leo	N	L	68	72
<i>All home games played at the George W. Jenkins Field House</i>					
<i>*Sunshine State Conference game</i>					

2005-06

Coach: Tony Longa

(16-12, 7-9 SSC / 6th) – (H: 8-8; A: 6-3; N: 2-1)

11/15	Florida Memorial	H	W	74	67
<i>MONTEVALLO CLASSIC</i>					
11/18	Albany State	N	W	78	57
11/19	Virginia State	N	W	76	65
11/23	Puerto Rico-Bayamon	H	W	91	56
11/28	Palm Beach Atlantic	H	W	95	70
11/29	Southeastern	H	W	91	63
12/07	Saint Leo *	A	W	78	72
12/10	Palm Beach Atlantic	A	W	87	71
12/19	Webber International	H	W	89	55
<i>LEDGER HOLIDAY CLASSIC (hosted by Florida Southern)</i>					
12/29	West Georgia	H	L	68	89
12/30	Bentley	H	L	56	70
1/04	Tampa *	H	L	54	65
1/07	Florida Gulf Coast	H	W	77	71
1/11	Rollins *	H	L	56	76
1/14	Barry *	A	W	60	56
1/18	Lynn *	H	L	60	76
1/21	Eckerd *	A	L	71	74 (OT)
1/25	Nova Southeastern *	H	W	63	58
1/28	Florida Tech *	A	W	78	60
1/30	Saint Leo *	H	L	57	58
2/01	Tampa *	A	W	69	65
2/08	Nova Southeastern *	A	L	73	85
2/11	Barry *	H	W	51	46
2/15	Lynn *	A	W	70	67
2/18	Eckerd *	H	L	60	69
2/22	Rollins *	A	L	68	76
2/25	Florida Tech *	H	L	82	85
<i>SUNSHINE STATE CONF. TOURN. (hosted by Saint Leo)</i>					
3/02	Lynn	N	L	71	75 (OT)
<i>All home games played at the George W. Jenkins Field House</i>					
<i>*Sunshine State Conference game</i>					

2006-07

Coach: Linc Darner

(8-20, 3-13 SSC / 9th) – (H: 8-7; A: 0-12; N: 0-1)

11/18	Puerto Rico-Mayaguez	H	W	101	64
11/25	Armstrong Atlantic St.	A	L	58	61
11/30	Northwood (FL)	A	L	80	84
12/02	Lynn *	A	L	70	77
12/09	Palm Beach Atlantic	A	L	95	100 (OT)
12/16	Florida Memorial	H	W	82	74
12/18	West Virginia State	H	L	71	81
12/20	Armstrong Atlantic St.	H	W	93	81
<i>FLORIDA SOUTHERN HOLIDAY CLASSIC</i>					
12/29	Presbyterian	H	W	67	66
12/30	Grand Valley State	H	L	42	62
1/03	Nova Southeastern *	A	L	72	76
1/06	Florida Tech *	H	W	69	66
1/10	Rollins *	H	L	59	70
1/13	Barry *	A	L	63	86
1/17	Tampa *	H	W	81	73
1/20	Florida Gulf Coast	A	L	56	69
1/24	Saint Leo *	A	L	95	102 (OT)
1/27	Eckerd *	H	L	65	73
1/29	Rollins *	A	L	69	71
1/31	Nova Southeastern *	H	L	68	73
2/03	Florida Tech *	A	L	52	56
2/07	Lynn *	H	L	70	80
2/10	Barry *	H	L	58	68
2/14	Tampa *	A	L	63	68
2/17	Palm Beach Atlantic	H	W	90	70
2/21	Saint Leo *	H	W	92	69
2/24	Eckerd *	A	L	72	85
<i>SUNSHINE STATE CONF. TOURN. (hosted by Lynn)</i>					
2/28	Florida Tech	N	L	62	64
<i>All home games played at the George W. Jenkins Field House</i>					
<i>*Sunshine State Conference game</i>					

2007-08

Coach: Linc Darner

(24-9, 12-4 SSC / 1st) – (H: 15-3; A: 7-5; N: 2-1)

<i>UNIV. OF MONTEVALLO CLASSIC</i>					
11/16	Henderson State	N	W	83	53
11/17	Augusta State	N	L	75	76 (OT)
11/20	Puerto Rico-Bayamon	H	W	104	85
<i>MORRICK CONSTRUCTION THANKSGIVING CLASSIC (at FSC)</i>					
11/24	Ashland	H	W	95	70
11/25	Flagler	H	W	111	80
11/27	Puerto Rico-Mayaguez	H	W	101	75
12/01	Nova Southeastern *	A	L	79	82
12/08	Florida Memorial	H	L	69	70
12/14	Valdosta State	H	W	93	81
12/17	Hawaii Pacific	A	W	77	65
12/18	BYU-Hawaii	A	L	84	103
<i>HOLIDAY INN SOUTH / LEDGER HOLIDAY CLASSIC (at FSC)</i>					
12/28	Palm Beach Atlantic	H	W	115	65
12/29	St. Joseph's (IN)	H	W	74	65
1/05	Lynn *	H	W	88	70
1/09	Eckerd *	H	W	86	69
1/12	Barry *	A	W	79	49
1/16	Saint Leo *	A	W	89	80
1/19	Florida Tech *	H	W	89	67
1/23	Tampa *	A	L	66	68
1/26	Rollins *	H	W	85	83
1/29	Palm Beach Atlantic	A	L	75	81
2/02	Nova Southeastern *	H	W	85	83
2/06	Lynn *	A	W	75	63
2/09	Barry *	H	W	78	75
2/13	Eckerd *	A	L	60	74
2/16	Florida Tech *	A	W	87	79
2/20	Saint Leo *	H	W	97	79
2/23	Rollins *	A	W	80	76
2/27	Tampa *	H	L	72	78
<i>SUNSHINE STATE CONF. TOURN. 1st ROUND (at FSC)</i>					
3/04	Nova Southeastern	H	W	78	58
<i>SUNSHINE STATE CONF. TOURN. (at Tampa)</i>					
3/08	Lynn	N	W	76	62
3/09	Tampa	A	W	83	81 (OT)
<i>NCAA SOUTH REGION TOURN. (at FSC)</i>					
3/15	Ouachita Baptist	H	L	69	74
<i>All home games played at the George W. Jenkins Field House</i>					
<i>*Sunshine State Conference game</i>					

2008-09

Coach: Linc Darner

(29-7, 13-3 SSC / 1st) – (H: 16-2; A: 8-4; N: 5-1)

<i>DISNEY TIP-OFF CLASSIC (at ESPN Wide World of Sports)</i>					
11/07	Lees-McRae	N	W	99	75
11/08	Montevallo	N	W	73	58
11/09	Minnesota-Duluth	N	W	77	69
11/15	Miami (FL)	A	L	60	96
11/18	Puerto Rico-Rio Piedras	H	W	109	86
11/22	Valdosta State	A	W	67	65
11/25	Puerto Rico-Bayamon	H	W	88	65
<i>SOUTHERN INDIANA CLASSIC</i>					
11/28	Bellarmine	N	L	60	62
11/29	Southern Indiana	A	L	88	89
12/06	Rollins *	A	L	72	85
12/13	Palm Beach Atlantic	A	W	87	69
12/15	Florida Memorial	H	W	105	65
<i>HOLIDAY INN SOUTH / LEDGER CLASSIC (at FSC)</i>					
12/29	East Stroudsburg	H	W	91	74
12/30	South Carolina-Aiken	H	W	83	75
1/03	Florida Tech *	H	W	99	86
1/07	Saint Leo *	A	W	79	76
1/10	Barry *	A	W	79	66
1/14	Eckerd *	H	W	86	78
1/17	Palm Beach Atlantic	H	W	115	85
1/21	Tampa *	H	W	89	70
1/24	Lynn *	A	W	76	66
1/28	Nova Southeastern *	A	W	69	62
1/31	Rollins *	H	W	102	90
2/04	Florida Tech *	A	L	83	88
2/07	Barry *	H	W	72	59
2/11	Saint Leo *	H	W	87	82
2/18	Eckerd *	A	W	87	79
2/21	Lynn *	H	L	69	70
2/25	Tampa *	A	W	77	70
2/28	Nova Southeastern *	H	W	74	67
<i>SUNSHINE STATE CONF. TOURN. 1st ROUND (at FSC)</i>					
3/04	Florida Tech	H	W	105	66
<i>SUNSHINE STATE CONF. TOURN. (at Nova Southeastern)</i>					
3/07	Tampa	N	W	80	59
3/08	Rollins	N	W	77	76 (OT)
<i>NCAA SOUTH REGION TOURN. (at FSC)</i>					
3/14	LeMoyné-Owen	H	W	94	77
3/15	Arkansas Tech	H	W	95	92 (OT)
3/17	Christian Brothers	H	L	72	82
<i>All home games played at the George W. Jenkins Field House</i>					
<i>*Sunshine State Conference game</i>					

2009-10

Coach: Linc Darner

(25-5, 13-3 SSC / 1st) – (H: 17-0; A: 8-3; N: 0-2)

11/18	Puerto Rico-Rio Piedras	H	W	103	61
11/24	Puerto Rico-Bayamon	H	W	111	75
11/25	Saint Ambrose	H	W	105	72
11/28	South Carolina-Aiken	A	W	87	74
11/29	Armstrong Atlantic St.	A	W	80	70
12/05	Barry *	A	W	83	77
12/10	Ave Maria	H	W	88	57
12/12	Palm Beach Atlantic	A	W	66	56
12/19	Freed-Hardeeman	H	W	87	81
<i>HOLIDAY INN SOUTH / LEDGER CLASSIC (at FSC)</i>					
12/28	Lake Erie	H	W	88	85
12/29	St. Joseph's (IN)	H	W	92	83
1/02	Florida Tech *	H	W	81	77
1/06	Eckerd *	H	W	70	65
1/09	Rollins *	A	L	88	91
1/13	Saint Leo *	A	L	79	91
1/16	Lynn *	H	W	98	85
1/20	Tampa *	H	W	95	89 (OT)
1/23	Palm Beach Atlantic	H	W	76	60
1/27	Nova Southeastern *	A	W	82	75
1/30	Barry *	H	W	104	74
2/03	Florida Tech *	A	L	78	79 (OT)
2/06	Rollins *	H	W	90	69
2/10	Eckerd *	A	W	78	74 (OT)
2/13	Lynn *	A	W	75	74
2/17	Saint Leo *	H	W	101	70
2/24	Tampa *	A	W	85	60
2/27	Nova Southeastern *	H	W	90	82
<i>SUNSHINE STATE CONF. TOURN. 1st ROUND (at FSC)</i>					
3/03	Saint Leo	H	W	77	63
<i>SUNSHINE STATE CONF. TOURN. (at Nova Southeastern)</i>					
3/06	Barry	N	L	61	79
<i>NCAA SOUTH REGION TOURN. (at Arkansas Tech)</i>					
3/13	Barry	N	L	59	64

All home games played at the George W. Jenkins Field House
*Sunshine State Conference game

2010-11

Coach: Linc Darner

(23-9, 12-4 SSC / 2nd) – (H: 16-2; A: 5-4; N: 2-3)

<i>SSC-GSC CHALLENGE (at Valdosta State)</i>					
11/12	Alabama-Huntsville	N	L	82	87
11/13	North Alabama	N	W	91	62
11/20	South Carolina-Aiken	H	L	75	77
11/23	Puerto Rico-Bayamon	H	W	89	62
<i>HOLIDAY INN SOUTH / LEDGER CLASSIC (at FSC)</i>					
11/26	Puerto Rico-Rio Piedras	H	W	92	72
11/27	Saginaw Valley State	H	L	70	75
11/30	Armstrong Atlantic	H	W	79	78
12/08	Ave Maria	H	W	94	72
12/11	Palm Beach Atlantic	A	W	79	71
12/18	Talladega	H	W	96	71
12/19	Tuskegee	H	W	96	78
1/02	Florida Tech *	H	W	76	69
1/05	Saint Leo *	A	W	84	74
1/08	Barry *	A	L	55	77
1/12	Eckerd *	H	W	76	70
1/15	Lynn *	H	W	68	67
1/19	Tampa *	A	W	81	67
1/22	Rollins *	A	L	68	79
1/26	Nova Southeastern *	H	W	85	81
1/29	Palm Beach Atlantic	H	W	105	91
2/02	Florida Tech *	A	L	84	89 (OT)
2/05	Barry *	H	W	61	44
2/09	Saint Leo *	H	W	95	84
2/12	Lynn *	A	W	79	69
2/16	Eckerd *	A	L	70	77
2/19	Rollins *	H	W	75	67
2/23	Tampa *	H	W	86	75
2/26	Nova Southeastern *	A	W	104	103
<i>SUNSHINE STATE CONF. TOURN. 1st ROUND (at FSC)</i>					
3/02	Nova Southeastern	H	W	79	69
<i>SUNSHINE STATE CONF. TOURN. (at Florida Tech)</i>					
3/05	Eckerd	N	L	69	70
<i>NCAA SOUTH REGION TOURN. (at Alabama-Huntsville)</i>					
3/12	Rollins	N	W	76	74
3/13	Stillman	N	L	86	92

All home games played at the George W. Jenkins Field House
*Sunshine State Conference game

2011-12

Coach: Linc Darner

(20-10, 9-7 SSC / T-4th) – (H: 14-3; A: 6-6; N: 0-1)

11/16	South Florida	A1	L	43	73
11/19	Puerto Rico-Rio Piedras	H	W	97	79
11/22	Puerto Rico-Bayamon	H	W	89	49
<i>TERRACE HOTEL / LEDGER MEDIA GROUP TOURN. (at FSC)</i>					
11/25	Limestone	H	W	87	78
11/26	Armstrong Atlantic	H	W	85	84
12/03	Rollins *	A	L	78	84
12/05	Armstrong Atlantic	A	W	97	89
12/08	Florida Tech *	H	W	86	75
12/17	Chowan	H	L	81	86 (OT)
12/19	Malone	H	W	98	86
1/04	Eckerd *	H	W	76	61
1/07	Nova Southeastern *	A	L	79	90
1/11	Saint Leo *	A	L	57	60
1/14	Barry *	H	W	86	72
1/18	Tampa *	A	W	97	71
1/21	Lynn *	H	W	77	67
1/25	Palm Beach Atlantic	H	W	73	61
1/28	Rollins *	H	L	71	76
2/01	Florida Tech *	A	L	82	83 (OT)
2/04	Nova Southeastern *	H	W	94	85
2/08	Eckerd *	A	L	90	98 (OT)
2/11	Barry *	A	W	71	67
2/15	Saint Leo *	H	L	72	75
2/18	Lynn *	A	W	79	68
2/22	Tampa *	H	W	85	76
2/25	Palm Beach Atlantic	A	W	90	76
<i>SUNSHINE STATE CONF. TOURN. 1st ROUND (at Rollins)</i>					
2/29	Rollins	A	W	77	63
<i>SUNSHINE STATE CONF. TOURN. (at FSC)</i>					
3/03	Florida Tech	H	W	108	80
3/04	Saint Leo	H	W	61	58
<i>NCAA SOUTH REGION TOURN. (at Alabama-Huntsville)</i>					
3/10	Christian Brothers	N	L	74	85

All home games played at the George W. Jenkins Field House
A1-played at The Lakeland Center as USF home game
*Sunshine State Conference game

2012-13

Coach: Linc Darner

(27-6, 12-4 SSC / T-1st) – (H: 16-3; A: 8-2; N: 3-1)

11/15	Stillman	A	W	86	75
11/20	Puerto Rico-Bayamon	H	W	86	82
<i>TERRACE HOTEL / LEDGER MEDIA GROUP TOURN. (at FSC)</i>					
11/23	St. Cloud State	H	L	89	91
11/24	Mary	H	W	82	75
12/01	Lynn *	A	W	61	56
12/03	Armstrong Atlantic	H	W	99	77
12/08	Benedict	H	W	78	71
12/17	Tuskegee	H	W	88	82
12/18	Johnson C. Smith	H	W	92	80
1/05	Barry *	H	W	96	70
1/09	Saint Leo *	A	L	63	71
1/12	Nova Southeastern *	A	W	78	68
1/16	Eckerd *	H	W	93	82
1/19	Palm Beach Atlantic	H	W	98	62
1/23	Tampa *	H	W	91	65
1/26	Florida Tech *	A	W	95	92
1/30	Rollins *	A	W	97	74
2/02	Lynn *	H	W	96	77
2/06	Barry *	A	W	98	78
2/09	Nova Southeastern *	H	W	91	70
2/13	Saint Leo *	H	L	75	79
2/16	Palm Beach Atlantic	A	W	91	70
2/20	Eckerd *	A	L	75	85
2/23	Florida Tech *	H	L	78	83
2/27	Tampa *	A	W	77	57
3/02	Rollins *	H	W	76	73
<i>SUNSHINE STATE CONF. TOURN. (at Kissimmee, FL)</i>					
3/08	Barry	N	W	75	57
3/09	Eckerd	N	W	85	80 (OT)
3/10	Rollins	N	W	72	66
<i>NCAA SOUTH REGION TOURN. (at FSC)</i>					
3/16	North Alabama	H	W	94	80
3/17	Saint Leo	H	W	84	65
3/19	Alabama-Huntsville	H	W	90	88
<i>NCAA NATIONAL CHAMPIONSHIP (at Louisville, KY)</i>					
3/28	Western Washington	N	L	82	96
<i>All home games played at the George W. Jenkins Field House</i>					
<i>*Sunshine State Conference game</i>					

2013-14

Coach: Linc Darner

(26-5, 12-4 SSC / 1st) – (H: 14-2; A: 9-3; N: 3-0)

<i>DOWN IN THE DELTA CHALLENGE (at Delta State)</i>					
11/09	Delta State	A	W	89	66
11/10	Arkansas-Monticello	N	W	81	71
11/15	Warner	H	W	89	83
11/21	Benedict	A	W	75	57
11/23	Armstrong	A	W	93	77
11/26	Puerto Rico-Bayamon	H	W	94	75
<i>FSC / TERRACE HOTEL CLASSIC</i>					
11/29	Stillman	H	W	104	84
11/30	North Alabama	H	W	94	85
12/07	Nova Southeastern *	A	W	79	73
12/14	Palm Beach Atlantic	H	W	93	64
12/20	Shaw	H	W	96	85
12/22	Tuskegee	H	W	106	90
1/04	Barry *	H	W	95	79
1/08	Eckerd *	H	W	84	55
1/13	Lynn *	A	W	85	74
1/15	Saint Leo *	A	W	92	86
1/18	Florida Tech *	H	W	87	85
1/22	Tampa *	H	W	87	83 (20T)
1/29	Rollins *	A	L	76	82 (OT)
2/01	Nova Southeastern *	H	W	95	73
2/05	Barry *	A	L	76	94
2/08	Lynn *	H	W	94	71
2/12	Eckerd *	A	W	104	103 (20T)
2/15	Florida Tech *	A	W	93	83
2/19	Saint Leo *	H	L	73	76 (OT)
2/22	Palm Beach Atlantic	A	W	88	84
2/26	Tampa *	A	L	69	71
3/01	Rollins *	H	W	72	68
<i>SUNSHINE STATE CONF. TOURN. (at Kissimmee, FL)</i>					
3/08	Eckerd	N	W	82	76
3/09	Tampa	N	W	84	74
<i>NCAA SOUTH REGION TOURN. (at FSC)</i>					
3/15	Tuskegee	H	L	95	98
<i>All home games played at the George W. Jenkins Field House</i>					
<i>*Sunshine State Conference game</i>					

**2014-15
NATIONAL CHAMPIONS**

Coach: Linc Darner

(36-1, 15-1 SSC / 1st) – (H: 19-1; A: 10-0; N: 7-0)

<i>SSC / GSC CHALLENGE (at West Alabama)</i>					
11/15	West Alabama	A	W	93	76
11/16	Delta State	N	W	97	80
11/25	Puerto Rico-Bayamon	H	W	99	65
<i>FSC / TERRACE HOTEL CLASSIC</i>					
11/28	Stillman	H	W	99	86
11/29	Metro State	H	W	80	75
12/05	Palm Beach Atlantic	H	W	101	74
<i>BELLARMINE TOURNAMENT</i>					
12/12	Southern Indiana	N	W	91	80
12/13	Bellarmine	A	W	101	96 (OT)
12/18	Limestone	H	W	98	82
12/19	Tuskegee	H	W	107	65
12/21	Miles	H	W	93	57
1/03	Barry *	H	L	102	107
1/07	Saint Leo *	A	W	71	66
1/10	Nova Southeastern *	A	W	77	74
1/14	Eckerd *	H	W	80	62
1/17	Florida Tech *	H	W	109	96
1/21	Tampa *	A	W	81	75
1/24	Lynn *	A	W	87	77
1/28	Rollins *	H	W	74	70
1/31	Palm Beach Atlantic	A	W	93	67
2/04	Barry *	A	W	88	79
2/07	Nova Southeastern *	H	W	82	58
2/11	Saint Leo *	H	W	70	56
2/14	Florida Tech *	A	W	82	79 (OT)
2/18	Eckerd *	A	W	86	65
2/21	Lynn *	H	W	87	66
2/25	Tampa *	H	W	87	79
2/28	Rollins *	A	W	82	67
<i>SUNSHINE STATE CONF. TOURNAMENT (at Kissimmee, FL)</i>					
3/06	Eckerd	N	W	87	75
3/07	Lynn	N	W	79	66
3/08	Barry	N	W	93	83
<i>NCAA SOUTH REGION TOURNAMENT (hosted by Fla. Southern)</i>					
3/14	Benedict	H	W	89	68
3/15	West Georgia	H	W	84	81
3/17	Lynn	H	W	88	80
<i>NCAA NATIONAL CHAMPIONSHIP (at Evansville, IN)</i>					
3/25	So. New Hampshire	N	W	81	70
3/26	Bellarmine	N	W	79	76
3/28	Indiana-PA	N	W	77	62
<i>All home games played at the George W. Jenkins Field House</i>					
<i>*Sunshine State Conference game</i>					

2015-16**Coach: Michael Donnelly****(10-19, 5-11 SSC / T-7th) – (H: 6-8; A: 4-10; N: 0-1)***SSC/GSC CHALLENGE (at Livingston, AL)*

11/13	West Alabama	A	L	78	90
11/14	Delta State	N	L	63	77
11/18	Barry*	H	W	74	72
11/21	Lynn*	A	W	98	91
11/24	Puerto Rico-Bayamon	H	W	94	67
11/29	South Carolina-Aiken	A	W	88	80 (OT)
12/02	Saint Leo*	A	L	89	91
12/05	Florida Tech*	H	L	93	99
12/07	Stillman	A	L	82	99
12/12	Palm Beach Atlantic	A	L	96	99 (OT)
12/17	Eastern New Mexico	H	W	100	90
12/19	Mount Olive	H	L	84	94
12/20	Miles	H	W	128	84
1/02	Tampa*	H	W	93	75
1/06	Embry-Riddle	A	L	91	112
1/09	Eckerd*	H	L	70	84
1/16	Nova Southeastern*	A	W	84	79
1/20	Rollins*	A	L	72	89
1/23	Lynn*	H	L	89	100
1/27	Barry*	A	L	63	101
1/30	Saint Leo*	H	L	86	89
2/03	Palm Beach Atlantic	H	W	91	77
2/06	Florida Tech*	A	L	79	82
2/10	Rollins*	H	L	75	88
2/17	Tampa*	A	W	73	72
2/20	Embry-Riddle	H	L	92	102
2/24	Eckerd*	A	L	72	84
2/27	Nova Southeastern*	H	L	84	90

SUNSHINE STATE CONF. TOURN. (at Miami Shores)

3/08	Barry	A	L	79	95
------	-------	---	---	----	----

*All home games played at the George W. Jenkins Field House***Sunshine State Conference game***2016-17****Coach: Michael Donnelly****(11-18, 8-10 SSC / 7th) – (H: 8-6; A: 3-8; N: 0-4)***SSC/GSC CHALLENGE (at ECKERD COLLEGE)*

11/11	Delta State	N	L	70	73
11/12	West Alabama	N	L	69	74
11/16	Saint Leo*	H	W	97	87

SMALL COLLEGE HALL OF FAME CLASSIC (Evansville, IN)

11/18	Southern Indiana	N	L	94	108
11/19	Bellarmino	N	L	61	97
11/21	Rollins*	A	L	91	102
11/26	So. Carolina-Aiken	H	W	96	84
11/27	Molloy	H	L	83	86
12/03	Palm Beach Atlantic*	H	W	124	95
12/10	Barry*	H	L	99	106
12/16	Miles	H	W	91	76
12/17	Auburn-Montgomery	H	L	81	99
12/30	Tampa*	H	L	70	80
1/04	Lynn*	A	L	56	80
1/07	Nova Southeastern*	A	W	77	74
1/11	Florida Tech*	H	W	98	90
1/14	Eckerd*	H	W	87	79
1/18	Embry-Riddle	A	L	64	83
1/25	Rollins*	H	L	88	94
1/28	Nova Southeastern*	H	W	73	71
2/01	Saint Leo*	A	L	65	68
2/04	Palm Beach Atlantic*	A	W	91	85
2/08	Florida Tech*	A	W	86	71
2/11	Embry-Riddle	H	W	110	100
2/15	Tampa*	H	L	78	79
2/18	Lynn*	H	L	70	93
2/22	Barry*	A	L	88	98
2/25	Eckerd*	A	L	82	98

SUNSHINE STATE CONF. TOURN. (at Eckerd)

3/01	Eckerd	A	L	72	88
------	--------	---	---	----	----

*All home games played at the George W. Jenkins Field House***Sunshine State Conference game***2017-18****Coach: Michael Donnelly****(21-11, 13-7 SSC / 3rd) – (H: 14-3; A: 6-5; N: 1-3)***SSC/GSC CHALLENGE (at Delta State, Cleveland, MS)*

11/10	West Alabama	N	L	78	85
11/11	Delta State	A	W	75	67
11/15	Saint Leo*	A	L	68	69
11/18	Palm Beach Atlantic*	H	W	75	73

FSC/TERRACE HOTEL THANKSGIVING CLASSIC

11/24	Le Moyne	H	W	71	68 (OT)
11/25	Midwestern State	H	W	88	87
11/29	Eckerd*	A	L	67	71
12/02	Nova Southeastern*	A	L	102	105 (OT)
12/06	Embry-Riddle*	H	W	112	98
12/13	Miles	H	W	111	74

MOCS CHRISTMAS CLASSIC

12/18	Emmanuel	H	W	94	85
12/19	Dominican	H	L	76	81
12/30	So. New Hampshire	H	W	74	71
1/03	Florida Tech*	H	W	89	75
1/06	Lynn*	H	L	90	92
1/10	Barry*	A	L	80	102
1/13	Rollins*	H	W	111	117 (2OT)
1/17	Tampa*	A	W	107	94
1/20	Nova Southeastern*	H	W	99	77
1/24	Saint Leo*	H	W	89	81
1/27	Palm Beach Atlantic*	A	L	79	86
1/31	Eckerd*	H	W	100	96 (OT)
2/03	Barry*	H	W	109	100 (OT)
2/07	Rollins*	A	W	90	88
2/10	Florida Tech*	H	W	101	71
2/14	Lynn*	A	W	88	76
2/21	Tampa*	H	W	75	56
2/24	Embry-Riddle*	A	W	104	97

SUNSHINE STATE CONF. TOURN. (at FSC)

2/28	Lynn	H	W	80	70
3/03	Eckerd	H	L	72	74

NCAA SOUTH REGIONAL (at Atlanta, GA)

3/10	Morehouse	A	W	98	97 (OT)
3/11	Eckerd	N	L	77	90

*All home games played at the George W. Jenkins Field House***Sunshine State Conference game***2018-19****Coach: Michael Donnelly****(25-8, 14-6 SSC / 3rd) – (H: 16-2; A: 7-5; N: 2-1)***SSC/GSC CHALLENGE (at FSC)*

11/09	West Alabama	H	W	76	68
11/10	Delta State	H	W	79	74
11/17	So. New Hampshire	A	W	80	74

FSC/TERRACE HOTEL THANKSGIVING CLASSIC

11/23	Merrimack	H	W	90	84
11/24	Stonehill	H	L	79	89
11/28	Tampa*	H	W	74	67
12/05	Embry-Riddle*	H	W	81	70
12/15	Lindenwood	H	W	99	91

MOCS CHRISTMAS CLASSIC

12/18	Cedarville	H	W	64	61
12/19	Bloomfield	H	W	69	58
12/29	Nova Southeastern*	A	L	95	117
1/02	Florida Tech*	A	L	59	77
1/05	Lynn*	H	W	88	84 (OT)
1/09	Palm Beach Atlantic*	A	W	86	72
1/12	Barry*	A	W	79	65
1/16	Eckerd*	H	W	82	69
1/19	Rollins*	A	L	69	83
1/23	Saint Leo*	H	W	86	83
1/30	Tampa*	A	W	88	71
2/02	Nova Southeastern*	H	W	87	82
2/06	Florida Tech*	H	W	103	92
2/09	Embry-Riddle*	A	W	90	73
2/13	Palm Beach Atlantic*	H	W	89	85
2/16	Lynn*	A	L	98	99 (OT)
2/20	Eckerd*	A	W	91	80
2/23	Barry*	H	L	81	92
2/27	Saint Leo*	A	L	78	85
3/02	Rollins*	H	W	105	100

SUNSHINE STATE CONF. TOURN. (at FSC)

3/06	Saint Leo	H	W	80	78
3/09	Lynn	H	W	74	65
3/10	Nova Southeastern	H	W	92	84

NCAA SOUTH REGIONAL (at Ft. Lauderdale, FL)

3/16	Delta State	N	W	78	72
3/17	Lynn	N	L	78	88

*All home games played at the George W. Jenkins Field House***Sunshine State Conference game*

2019-20

Coach: Michael Donnelly

(29-2, 18-2 SSC / 1st) – (H: 17-1; A: 11-1; N: 1-0)

SSC/GSC CHALLENGE (at West Alabama, Livingston, AL)

11/09	Delta State	N	W	92	74
11/10	West Alabama	A	W	76	59
11/16	South Carolina-Aiken	A	W	96	80
11/20	Embry-Riddle *	A	L	95	106
11/23	Barry *	A	W	80	74

TERRACE HOTEL THANKSGIVING CLASSIC (at FSC, Lakeland, FL)

11/29	New Haven	H	W	84	56
11/20	Valdosta State	H	W	105	94
12/04	Saint Leo *	H	W	86	76
12/07	Lindenwood (MO)	H	W	98	96 (OT)
12/14	Lynn *	H	W	99	84

MOC'S CHRISTMAS CLASSIC (at FSC, Lakeland, FL)

12/20	Northwood (MN)	H	W	81	70
12/21	American International	H	W	119	89
1/02	Florida Tech *	A	W	86	79
1/04	Nova Southeastern *	H	L	103	111 (OT)
1/08	Rollins *	A	W	85	83
1/15	Eckerd *	A	W	92	84
1/18	Palm Beach Atlantic *	H	W	81	79
1/22	Tampa *	H	W	85	77
1/25	Barry *	H	W	97	80
1/29	Saint Leo *	A	W	114	103
2/01	Embry-Riddle *	H	W	82	77
2/05	Lynn *	A	W	97	92
2/08	Florida Tech *	H	W	112	82
2/12	Rollins *	H	W	77	72
2/15	Nova Southeastern *	A	W	102	96
2/19	Eckerd *	H	W	109	75
2/26	Tampa *	A	W	90	89
2/29	Palm Beach Atlantic *	A	W	92	86

SUNSHINE STATE CONF. TOURN. (at FSC)

3/03	Lynn	H	W	97	80
3/05	Embry-Riddle	H	W	80	77

SUNSHINE STATE CONF. TOURN. (at Nova Southeastern)

3/08	Nova Southeastern	H	W	118	109
------	-------------------	---	---	-----	-----

NCAA SOUTH REGIONAL TOURNAMENT (at FSC, Lakeland, FL)
FSC was #1 seed for the regional, however the entire postseason canceled due to the COVID-19 pandemic
All home games played at the George W. Jenkins Field House
*Sunshine State Conference game

2020-21

Coach: Michael Donnelly

(7-5) – (H: 4-1; A: 3-4)

2/04	Florida Tech	H	PPD		
2/06	Florida Tech	H	PPD		
2/15	Barry	H	PPD		
2/17	Florida Tech	A	PPD		
2/18	Florida Tech	A	PPD		
2/19	Florida Tech	H	PPD		
2/20	Palm Beach Atlantic	H	W	92	77
2/21	Florida Tech	H	PPD		
2/22	Palm Beach Atlantic	A	L	83	98
2/24	Saint Leo	A	L	71	79
2/27	Barry	A	W	104	87
3/01	Barry	A	W	90	85
3/03	Tampa	H	L	84	94
3/06	Palm Beach Atlantic	A	(rained out)		
3/10	Florida Tech	A	L	75	79
3/12	Palm Beach Atlantic	H	W	71	65
3/13	Barry	H	W	67	66

SUNSHINE STATE CONF. TOURN. (at FSC)

3/16	Rollins	H	W	88	82
------	---------	---	---	----	----

SUNSHINE STATE CONF. TOURN. (at Palm Beach Atlantic)

3/18	Palm Beach Atlantic	A	W	104	86
------	---------------------	---	---	-----	----

SUNSHINE STATE CONF. TOURN. (at Saint Leo)

3/21	Saint Leo	A	L	70	83
------	-----------	---	---	----	----

All home games played at the George W. Jenkins Field House
3/06 game at PBAU rained out due to leaky roof

2021-22

Coach: Michael Donnelly

(16-14, 12-8 SSC / T-4th) – (H: 9-8; A: 6-5; N: 1-1)

SSC/GSC CHALLENGE (at Eckerd, St. Petersburg, FL)

11/12	West Alabama	N	L	69	75
11/13	Delta State	N	W	91	56
11/20	Barry *	A	L	93	107
11/23	South Carolina-Aiken	H	W	99	86

TERRACE HOTEL THANKSGIVING CLASSIC (at FSC, Lakeland, FL)

11/26	Grand Valley State	H	L	68	75
11/27	St. Edward's	H	L	79	86
12/01	Florida Tech *	A	L	80	85
12/04	Palm Beach Atlantic *	H	W	83	76
12/11	Lynn *	A	W	74	72
12/15	Clayton State	H	W	73	67

MOC'S CHRISTMAS CLASSIC (at FSC, Lakeland, FL)

12/18	Le Moyne	H	L	89	95 (OT)
12/19	Cedarville	H	L	73	82
12/21	Rollins *	H	L	77	96
1/05	Embry-Riddle *	A	L	89	113
1/08	Eckerd *	A	W	66	63
1/12	Saint Leo *	H	L	90	99 (OT)
1/15	Nova Southeastern *	H	L	73	83
1/19	Tampa *	A	W	87	83
1/22	Barry *	H	L	70	100
1/26	Florida Tech *	H	W	81	78
1/29	Palm Beach Atlantic *	A	W	85	73
2/02	Rollins *	A	W	81	77
2/05	Lynn *	H	W	84	74
2/09	Tampa *	H	W	83	80
2/12	Nova Southeastern *	A	L	76	96
2/16	Saint Leo *	A	W	81	84
2/19	Eckerd *	H	W	93	51
2/23	Embry-Riddle *	H	W	99	93

SUNSHINE STATE CONF. TOURN. (at FSC)

3/01	Tampa	H	W	80	78
------	-------	---	---	----	----

SUNSHINE STATE CONF. TOURN. (at Nova Southeastern)

3/03	Nova Southeastern	A	L	65	92
------	-------------------	---	---	----	----

All home games played at the George W. Jenkins Field House

2022-23

Coach: Michael Donnelly

(19-9, 13-7 SSC / T-2nd) – (H: 13-4; A: 6-5)

SMALL COLLEGE BASKETBALL HALL OF FAME CLASSIC (@FSC)

11/05	Flagler	H	W	96	80
11/06	West Texas A&M	H	W	92	90
11/15	Clayton State	A	W	100	98
11/19	Palm Beach Atlantic *	H	W	73	72

TERRACE HOTEL THANKSGIVING CLASSIC (@FSC)

11/25	Anderson	H	W	112	91
11/26	Wisconsin-Parkside	H	W	74	73
11/30	Eckerd *	H	W	88	79
12/03	Barry *	A	L	85	86
12/07	Lincoln (PA)	A	CNCL		
12/10	Florida Tech *	A	W	74	67

MOC'S CHRISTMAS CLASSIC (@FSC)

12/17	Post	H	L	83	87
12/18	Fort Lauderdale	H	W	113	56
12/29	Lynn *	H	W	95	79
1/01	Nova Southeastern *	A	L	77	92
1/07	Embry-Riddle *	A	L	95	106
1/11	Saint Leo *	H	L	64	71
1/14	Rollins *	A	W	111	106 (OT)
1/18	Tampa *	H	W	96	67
1/21	Florida Tech *	H	W	80	74
1/25	Palm Beach Atlantic *	A	L	91	94
1/28	Nova Southeastern *	H	L	107	114
2/01	Eckerd *	A	W	92	68
2/04	Lynn *	A	W	100	81
2/08	Rollins *	H	W	124	113 (OT)
2/11	Tampa *	A	W	91	84
2/18	Embry-Riddle *	H	W	98	75
2/22	Saint Leo *	A	L	76	93
2/25	Barry *	H	W	114	93

SUNSHINE STATE CONF. TOURN. (at FSC)

2/28	Embry-Riddle	H	L	88	96
------	--------------	---	---	----	----

All home games played at the George W. Jenkins Field House

ALL-TIME WINNINGEST TEAMS

(By Victories) - thru 2022-23

(Minimum 25 years of varsity competition)

Team	Yrs.	Won	Lost	Pct.
1. Central Wash.	116	1,792	992	.644
2. Northern State	120	1,768	965	.647
3. McKendree	109	1,766	989	.641
4. Central Missouri	118	1,750	1,043	.627
5. William Jewell	124	1,695	1,273	.571
6. Fairmont St.	98	1,690	932	.644
7. Drury	115	1,674	970	.633
8. Fort Hays State	115	1,665	967	.633
9. Washburn	118	1,656	1,122	.596
10. Kentucky Wesleyan	111	1,653	875	.654
11. Northwest Missouri St.	109	1,611	993	.619
12. Western Washington	120	1,542	1,076	.589
13. Jefferson	87	1,536	662	.699
14. Lincoln Memorial	101	1,517	1,027	.596
15. Florida Southern	96	1,513	869	.635
16. West Chester	122	1,481	1,120	.569
17. Indiana (PA)	94	1,477	764	.659
18. Pittsburg State	114	1,477	1,264	.539
19. Millersville	121	1,475	1,002	.595
20. Emporia St.	117	1,472	1,240	.543
21. Findlay	101	1,467	819	.642
22. Nebraska-Kearney	116	1,458	1,084	.574
23. Chico State	107	1,458	1,207	.547
24. Virginia Union	81	1,456	664	.687
25. Ulndy	99	1,454	974	.599

ALL-TIME WINNINGEST TEAMS

(By Percentage) - thru 2022-23

(Minimum 25 years of varsity competition)

Team	Yrs.	Won	Lost	Pct.
1. Embry-Riddle (FL)	33	759	318	.705
2. Jefferson	87	1,536	662	.699
3. Metropolitan St. Denver	39	807	358	.693
4. Virginia Union	81	1,456	664	.687
5. Indiana (PA)	94	1,477	764	.659
6. Kentucky Wesleyan	111	1,653	875	.654
7. Bentley	59	1,070	567	.654
8. Biola	63	1,249	673	.650
9. Northern State	120	1,768	965	.647
10. So. New Hampshire	59	1,080	593	.646
11. Central Washington	116	1,792	992	.644
12. Fairmont State	98	1,690	932	.644
13. Azusa Pacific	73	1,429	794	.643
14. Findlay	101	1,467	819	.642
15. McKendree	109	1,766	989	.641
16. Florida Southern	96	1,513	869	.635
17. Drury	115	1,674	970	.633
18. Cal St. San Bernardino	38	664	384	.633
19. Fort Hays State	115	1,665	967	.633
20. Colorado Mesa	48	852	504	.628
21. Staten Island	44	767	456	.627
22. Central Missouri	118	1,750	1,043	.627
23. Gannon	79	1,306	780	.626
24. Walsh	61	1,079	649	.624
25. St. Mary's (TX)	69	1,199	731	.621

AMERICAN INTERNATIONAL

1/03/1996	H	W	66-45
12/20/2000	H	L	61-67
12/21/2019	H1	W	119-89
ALL: 2-1 H: 2-1 A: 0-0 N: 0-0			

H1 - Mocs Chrismas Classic

AMERICAN

12/01/1991	N1	W	78-65
12/02/1995	H	W	80-67
12/10/1996	H	W	67-56
12/08/1997	H	W	90-65
12/02/2000	N2	W	80-66
ALL: 5-0 H: 3-0 A: 0-0 N: 2-0			

*N1 - San Juan Shootout (at American-PR)
N2 - played at UPR-Mayaguez*

ANDERSON

11/25/2022	H t	W	112-91
ALL: 1-0 H: 1-0 A: 0-0 N: 0-0			

t - Terrace Hotel Thanksgiving Classic (at FSC)

APPALACHAIN STATE

12/02/1983	N1	L	47-48
ALL: 0-1 H: 0-0 A: 0-0 N: 0-1			

N1 - Aces Invitational (at Evansville)

ARKANSAS-LITTLE ROCK

12/06/1980	H c	W	91-85
ALL: 1-0 H: 1-0 A: 0-0 N: 0-0			

c - Citrus Invitational (at FSC)

ARKANSAS-MONTICELLO

11/10/2013	N1	W	81-71
ALL: 1-0 H: 0-0 A: 0-0 N: 1-0			

N1 - Down in the Delta Challenge (at Delta St.)

ARKANSAS STATE

2/17/1959	H4	W	83-62
2/01/1960	A	L	76-81 (OT)
ALL: 1-1 H: 1-0 A: 0-1 N: 0-0			

H4 - played at Lakeland High School

ARKANSAS TECH

3/15/2009	♦	H	W 95-92 (OT)
ALL: 1-0 H: 1-0 A: 0-0 N: 0-0			

♦ NCAA South Regional Tournament

**ARMSTRONG STATE
(formerly Armstrong Atlantic State)**

1/08/1968	A	W	86-67
2/05/1968	H	W	89-77
1/03/1970	H	L	50-66
12/17/1977	H	W	104-89
1/11/1978	A	W	81-74
11/25/2006	A	L	58-61
12/20/2006	H	W	93-81
11/29/2009	A	W	80-70
11/30/2010	H	W	79-78
11/26/2011	H t	W	85-84
12/05/2011	A	W	97-89
12/03/2012	H	W	99-77
11/23/2013	A	W	93-77
ALL: 11-2 H: 6-1 A: 5-1 N: 0-0			

t - Terrace Hotel/Ledger Media Group Tour. (at FSC)

ASHLAND

11/24/2007	H m	W	95-70
ALL: 1-0 H: 1-0 A: 0-0 N: 0-0			

m - Morrck Construction Thanksging Classic (at FSC)

ASSUMPTION

12/19/1998	H	W	82-46
ALL: 1-0 H: 1-0 A: 0-0 N: 0-0			

AUBURN

1/13/1928	A	L	18-51
1/18/1929	A	L	29-33
ALL: 0-2 H: 0-0 A: 0-2 N: 0-0			

AUBURN-MONTGOMERY

12/17/2016	H	L	81-99
ALL: 0-1 H: 0-1 A: 0-0 N: 0-0			

AUGUSTA

12/11/1991	H	L	60-63
12/19/1992	A	L	81-90
11/17/2007	N1	L	75-76 (OT)
ALL: 0-3 H: 0-1 A: 0-1 N: 0-1			

N1 - Montevallo Classic

AUGUSTANA (SD)

12/05/1992	H	W	90-70
ALL: 1-0 H: 1-0 A: 0-0 N: 0-0			

AURORA

11/19/1983	H	W	79-77
ALL: 1-0 H: 1-0 A: 0-0 N: 0-0			

AVE MARIA

12/10/2009	H	W	88-57
12/08/2010	H	W	94-72
ALL: 2-0 H: 2-0 A: 0-0 N: 0-0			

AVERETT

12/17/1987	H	W	106-53
ALL: 1-0 H: 1-0 A: 0-0 N: 0-0			

BALDWIN WALLACE

12/19/1962	H4	W	87-74
ALL: 1-0 H: 1-0 A: 0-0 N: 0-0			

**BARTON
(formerly Atlantic Christian - 1990)**

12/04/1959	H4c	L	74-76
ALL: 0-1 H: 0-1 A: 0-0 N: 0-0			

c - Citrus Invitational (at LHS)

BALTIMORE

1/08/1982	H c	L	54-67
ALL: 0-1 H: 0-1 A: 0-0 N: 0-0			

c - Citrus Invitational (at FSC)

BELLARMINE

11/28/2008	N1	L	60-62
12/13/2014	A1	W	101-96 (OT)
3/26/2015	★	N2	W 79-76
11/19/2016	N2	L	61-97
ALL: 2-2 H: 0-0 A: 1-0 N: 1-2			

*N1 - Southern Indiana Classic
N2 - played at Evansville, IN
A1 - Bellarmine Classic
★ NCAA National Championship Tour.*

BELMONT

2/18/1989	H	W	82-70
ALL: 1-0 H: 1-0 A: 0-0 N: 0-0			

BELMONT ABBEY

2/17/1966	H	W	97-69
3/03/1969	H	L	79-80
2/21/1970	H	W	68-60
ALL: 2-1 H: 2-1 A: 0-0 N: 0-0			

BENEDICT

12/08/2012	H	W	78-71
11/21/2013	A	W	75-57
3/14/2015	♦	H	W 89-68
ALL: 3-0 H: 2-0 A: 1-0 N: 0-0			

♦ NCAA South Regional Tournament

BENTLEY

1/02/1995	H	W	73-69
12/29/1995	A1	L	66-77
12/30/2005	H1	L	56-50
ALL: 1-2 H: 1-1 A: 0-1 N: 0-0			

*A1 - Boston Festival (at Bentley)
I - Ledger Holiday Classic (at FSC)*

BETHEL (IN)

12/20/1975	A1	W	92-84
12/16/1978	H	W	92-76
12/15/1979	H	W	86-68
ALL: 3-0 H: 2-0 A: 1-0 N: 0-0			

A1 - Clearwater Christian Tournament

BETHEL (MN)

11/30/1982	H	W	73-66
ALL: 1-0 H: 1-0 A: 0-0 N: 0-0			

BETHUNE-COOKMAN

2/12/1969	H	W	96-84
12/05/1970	H c	W	99-96 (OT)
1/13/1972	A	W	53-40
1/28/1975	H	L	74-89
2/18/1975	N1	L	77-87
2/28/1980	♦	H	W 81-72
1/09/1981	H	W	85-58
ALL: 5-2 H: 4-1 A: 1-0 N: 0-1			

*c - Citrus Invitational (at FSC)
N1 - game played in DeLand (Stetson)
♦ NCAA South Regional*

BINGHAMTON

11/24/1987	H	W	105-71
ALL: 1-0 H: 1-0 A: 0-0 N: 0-0			

BIRMINGHAM SOUTHERN

1/11/1928	A	L	32-36
1/22/1929	A	L	31-33
1/19/1930	A	L	39-45
2/25/1949	H3	W	60-51
12/05/1957	H4	W	85-81
1/09/1961	A	W	96-57
2/22/1963	N1	W	57-56
2/08/1972	H	W	114-66
ALL: 5-3 H: 3-0 A: 1-3 N: 1-0			

N1 - Huntingdon College Invitational

BLACKBURN

1/02/1962	H4	W	98-73
ALL: 1-0 H: 1-0 A: 0-0 N: 0-0			

BLOOMFIELD

12/19/2018	H1	W	69-58
ALL: 1-0 H: 1-0 A: 0-0 N: 0-0			

H1 - Mocs Christmas Classic

BLUEFIELD STATE

11/15/1996	H	W	73-61
ALL: 1-0 H: 1-0 A: 0-0 N: 0-0			

BOSTON UNIV.

12/29/1969	N1	L	68-83
1/04/1982	A	L	68-89
ALL: 0-2 H: 0-2 A: 0-0 N: 0-0			

N1 - Gold Coast Classic (West Palm Beach)

BRIGHAM YOUNG - HAWAII

12/18/2007	A	L	84-103
ALL: 0-1 H: 0-1 A: 0-0 N: 0-0			

BROWN

12/17/1966	H	L	65-75
12/18/1981	H j	W	78-62
ALL: 1-1 H: 1-1 A: 0-0 N: 0-0			

j - Juice Bowl Tournament (at FSC)

BRYANT

1/16/1976	H	W	90-86
12/28/1993	H	W	68-65
ALL: 2-0 H: 2-0 A: 0-0 N: 0-0			

BUCKNELL

1/07/1984	H u	L	77-78 (OT)
ALL: 0-1 H: 0-1 A: 0-0 N: 0-0			

u - United First Federal Classic (hosted by FSC)

BUFFALO

12/30/1978	N1	W	85-69
ALL: 1-0 H: 0-0 A: 0-0 N: 1-0			

N1 - Lafayette College Tournament

CAL POLY - SAN LUIS OBISPO

3/20/1981	★	N	W 54-51
ALL: 1-0 H: 0-0 A: 0-0 N: 1-0			

★ NCAA National Championship Tour.

CALIFORNIA STATE - SAN BERNARDINO

3/17/1999	★	N1	W 84-69
ALL: 1-0 H: 0-0 A: 0-0 N: 1-0			

*★ NCAA National Championship Tour.
N1 - played at Louisville, KY*

CALDWELL

1/13/1988	H	W	121-71
ALL: 1-0 H: 1-0 A: 0-0 N: 0-0			

CARROLL (WI)

12/21/1971	H	W	108-85
ALL: 1-0 H: 1-0 A: 0-0 N: 0-0			

CATAWBA

12/05/59	H4c	L	63-64
12/16/63	H4	W	83-77
ALL: 1-1 H: 1-1 A: 0-0 N: 0-0			

c - Citrus Invitational (at LHS)

CEDARVILLE

12/18/2018	H1	W	64-61
12/19/2021	H1	L	73-82
ALL: 1-1 H: 1-1 A: 0-0 N: 0-0			

H1 - Mocs Christmas Classic

**CENTRAL FLORIDA
(formerly Florida Tech Univ. - 1978)**

12/30/1958	H	W	77-60
1/26/1970	A	W	85-79
12/01/1970	H	W	123-69
2/22/1971	A	W	85-65
12/01/1971	H	W	119-69
1/15/1972	A	W	105-83
1/20/1973	A	W	58-57
2/07/1973	H	W	90-54
1/30/1974	A	W	102-67
2/13/1974	H	W	93-820
12/03/1974	H	W	90-801
1/31/1976*	A	L	76-92
2/21/1976*	H	L	68-72
1/22/1977*	H	L	69-77
2/12/1977*	A	L	83-104
1/24/1978*	A	L	75-78
2/11/1978*	H	L	90-67
1/20/1979*	H	L	69-80
2/15/1979*	A	W	102-90
1/21/1980*	H	W	96-90
2/09/1980*	A	W	101-92
2/29/1980	♦	H	W 71-64
1/21/1981*	A	W	56-50
2/07/1981*	H	L	81-83
2/28/1981**	H	W	86-77
3/07/1981	♦	A	W 73-71
1/22/1982*	A	W	57-53
2/15/1982*	H	W	112-95
1/14/1983*	H	W	90-77
2/07/1983*	A	L	57-66
2/26/1983**	H	W	93-74
1/10/1984*	H	L	58-69
2/03/1984*	A	L	62-66
11/30/1984	A	W	53-50
12/12/1985	H	W	97-73
ALL: 24-11 H: 13-6 A: 11-5 N: 0-0			

** Sunshine State Conference Game
** Sunshine State Conference Tournament
♦ NCAA South Regional*

METHODIST

1/07/1993 H W 88-56
ALL: 1-0 H: 1-0 A: 0-0 N: 0-0

METROPOLITAN STATE

1/02/1992 H W 76-58
12/30/2004 Hl L 64-74
11/29/2014 Ht W 80-75
ALL: 2-1 H: 2-1 A: 0-0 N: 0-0
1 - Ledger Holiday Classic (at FSC)
t - FSC/Terrace Hotel Classic

MIAMI (FL)

1/24/1928 H2 W 40-24
2/18/1928 A L 18-38
2/05/1929 H2 W 39-15
1/26/1931+ A L 24-27
2/11/1931+ H2 W 40-21
2/12/1940 H3 L 42-43
2/23/1940 A L 30-37
2/04/1941Δ H3 L 43-57
2/14/1941Δ A L 33-41
2/15/1941Δ A W 50-38
1/22/1942 A L 21-40
1/23/1942 A L 25-40
2/09/1942 H3 L 34-41
2/10/1942 H3 L 32-38
2/11/1946 A L 40-45
2/12/1946 A L 47-53
2/20/1946 H3 L 43-46
12/13/1946 A L 25-38
12/14/1946 A W 41-37
2/07/1947 H3 L 43-55
2/08/1947 H3 L 43-61
2/06/1948 H3 W 59-50
2/07/1948 H3 L 43-52
2/27/1948 A L 44-76
2/28/1948 A L 42-49
2/08/1949 H4 L 47-68
2/09/1949 H3 L 57-68
1/20/1950 A L 59-69
1/21/1950 A L 49-59
12/09/1950 H4 L 61-64
2/09/1951 A L 65-79
1/09/1952 A L 43-106
2/07/1952 H4 L 41-57
12/01/1952 A L 60-83
2/13/1954 H4 L 70-77 (20T)
12/13/1954 A L 44-58
2/15/1955 H4 L 71-73
12/03/1955 A L 80-92
2/10/1956 H4 L 90-91
12/01/1956 A L 69-84
2/08/1957 H4 W 95-85
2/05/1958 A L 69-84
2/17/1958 H4 L 58-76
12/08/1958 A L 80-107
2/02/1959 H4 L 76-79
2/06/1960 H4 L 71-88
2/18/1960 A L 85-121
12/15/1960 A L 54-87
2/04/1961 H4 L 80-92
12/14/1961 A L 67-96
2/03/1962 H4 L 73-82
12/13/1962 A L 93-116
2/02/1963 H4 L 83-99
2/10/1964 H4 L 78-85
2/18/1964 A L 79-120
1/13/1965 A L 93-124
2/05/1965 H4 L 82-94
1/15/1966 A L 68-89
1/28/1966 H L 80-101
1/19/1967 A L 72-102
1/27/1967 H L 49-55
1/27/1968 H L 76-94
1/28/1969 H L 83-87
1/23/1970 H L 92-103
1/29/1971 H W 96-95 (OT)
11/11/2014 A L 60-96
ALL: 8-58 H: 6-38 A: 2-30 N: 0-0
+ Palmetto Conference Game

Δ - Big 5 Conference Game
• Florida Intercollegiate Conf. Game

MICHIGAN

12/07/1985 A L 68-91
ALL: 0-1 H: 0-0 A: 0-1 N: 0-0

MID-ATLANTIC CHRISTIAN
(formerly Roanoke Bible - 2009)

12/02/1966 Hc L 58-87
ALL: 0-1 H: 0-1 A: 0-0 N: 0-0
c - FSC Citrus Invitational

MIDWESTERN STATE

11/25/2017 H1 W 88-87
ALL: 1-0 H: 1-0 A: 0-0 N: 0-0
H1 - Terrace Hotel Thanksgiving Classic (at FSC)

MILES

12/21/2014 H W 93-57
12/20/2015 H W 128-84
12/16/2016 H W 92-76
12/13/2017 H W 111-74
ALL: 4-0 H: 4-0 A: 0-0 N: 0-0

MILLERSVILLE

11/21/1998 A1 L 64-67 (OT)
ALL: 0-1 H: 0-0 A: 0-1 N: 0-0
A1 - Millersville All-Sport Classic

MINNESOTA-DULUTH

11/09/2008 N1 W 77-69
ALL: 1-0 H: 0-0 A: 0-0 N: 1-0
N1 - Disney Tip-Off Classic

MINNESOTA STATE-MANKATO
(formerly Mankato State - 1998)

12/18/1990 H W 68-60
12/21/1995 H W 63-46
ALL: 2-0 H: 2-0 A: 0-0 N: 0-0

MISSISSIPPI COLLEGE

2/26/1951° N1 W 58-54
2/03/1953 N2 W 82-64
2/25/1953 N2 W 86-76
2/24/1954° N1 L 70-74
1/10/1956 H4 L 74-79
2/20/1969 H W 119-91
12/05/1969 Hc W 93-86
11/29/1983 H L 58-66
ALL: 5-3 H: 2-2 A: 0-0 N: 3-1
N1 - played at Mercer
N2 - Mercer Tournament
°° Dixie Conference Tournament
c - Citrus Tournament (at FSC)

MISSOURI

1/08/1986 A L 58-65
ALL: 0-1 H: 0-0 A: 0-1 N: 0-0

MISSOURI SOUTHERN

1/05/1990 N1 W 96-68
3/22/2000★ N2 L 65-76
ALL: 1-1 H: 0-0 A: 0-0 N: 1-1
N1 - Freeport Shootout (Freeport, Bahamas)
★ NCAA National Championship Tourm.

MISSOURI-ST. LOUIS

1/19/1974 H W 106-84
11/25/1986 H W 86-64
ALL: 2-0 H: 2-0 A: 0-0 N: 0-0

MOLLOY

12/30/2001 H W 98-56
11/17/2016 H L 83-86
ALL: 1-1 H: 1-1 A: 0-0 N: 0-0

MONTANA STATE - BILLINGS
(formerly Eastern Montana - 1994)

3/14/1987■ A L 62-75
11/15/1998 N1 W 108-78

ALL: 1-1 H: 0-0 A: 0-1 N: 1-0

■ NCAA Quarterfinal
N2 - Disney Tip-Off Classic

MONTEVALLO

11/08/2008 N1 W 73-58
ALL: 1-0 H: 0-0 A: 0-0 N: 1-0
N1 - Disney Tip-Off Classic

MOREHOUSE

1/05/1995 H L 57-58
1/05/2002 A L 75-85
12/30/2002 H W 63-60
3/10/1982♦ A W 98-97 (OT)
ALL: 2-2 H: 1-1 A: 1-1 N: 0-0
♦ NCAA South Regional Tourm. (at Morehouse)

MORNINGSIDE

12/12/1955 H4 L 70-72
12/19/1991 H W 79-75 (OT)
11/29/1996 H L 72-80
ALL: 1-2 H: 1-2 A: 0-0 N: 0-0

MORRIS HARVEY

12/17/1973 H W 65-61
ALL: 1-0 H: 1-0 A: 0-0 N: 0-0

MOUNT ALOYSIUS

12/19/1997 H W 101-65
ALL: 1-0 H: 1-0 A: 0-0 N: 0-0

MOUNT OLIVE

12/29/2015 H L 84-94
ALL: 0-1 H: 0-1 A: 0-0 N: 0-0

MOUNT ST. MARY'S

3/21/1981★ N W 73-68
12/20/1985 Hl W 84-78
ALL: 2-0 H: 1-0 A: 0-0 N: 1-0
★ NCAA National Championship Tourm.
1 - Ledger Classic (at FSC)

MOUNT UNION

12/08/1967 H W 54-48
ALL: 1-0 H: 1-0 A: 0-0 N: 0-0

MUSKINGUM

11/30/1977 H W 60-59
ALL: 1-0 H: 1-0 A: 0-0 N: 0-0

NEBRASKA-OMAHA

1/10/1975 H W 72-71
12/30/1989 H W 81-76 (OT)
ALL: 2-0 H: 2-0 A: 0-0 N: 0-0

NEBRASKA WESLEYAN

12/27/1993 H W 70-68
ALL: 1-0 H: 1-0 A: 0-0 N: 0-0

NEW ENGLAND

12/29/1989 H W 99-47
ALL: 1-0 H: 1-0 A: 0-0 N: 0-0

NEW HAMPSHIRE

1/22/1973 H W 99-76
ALL: 1-0 H: 1-0 A: 0-0 N: 0-0

NEW HAVEN

11/29/2019 H1 W 84-56
ALL: 1-0 H: 1-0 A: 0-0 N: 0-0
H1-Terrace Hotel Classic (at FSC)

NEW JERSEY TECH

12/29/1998 H W 91-87
ALL: 1-0 H: 1-0 A: 0-0 N: 0-0

NEWBERRY

2/09/1961 H4 W 71-68
ALL: 1-0 H: 1-0 A: 0-0 N: 0-0

NIAGARA

12/14/1957 A L 61-82
12/15/1959 A L 55-73
1/14/1964 A L 68-88
ALL: 0-3 H: 0-0 A: 0-3 N: 0-0

NICHOLLS STATE

1/10/1961 H4 W 63-58
ALL: 1-0 H: 1-0 A: 0-0 N: 0-0

NORMAN PARK (GA) JC

1/27/1930 A L 38-41
1/11/1940 H3 L 20-42
ALL: 0-2 H: 0-1 A: 0-1 N: 0-0

NORTH ALABAMA

3/01/1979♦ H L 67-75
3/15/1980★ N1 W 68-67
3/11/1988♦ H W 99-76
11/20/1999 N2 W 71-60
11/13/2010 N3 W 91-62
3/16/2013♦ H W 94-80
11/30/2013 Ht W 94-85
ALL: 6-1 H: 3-1 A: 0-0 N: 3-0
N1 - played at Springfield, MA
N2 - First South Bank/Pepsi Tip-Off (at UNA)
N3 - SSC-GSC Challenge (at Valdosta St.)
t - FSC/Terrace Hotel Classic
♦ NCAA South Regional Tournament
★ NCAA National Championship Tourm.

NORTH CAROLINA

12/01/1969 A L 47-112
ALL: 0-1 H: 0-0 A: 0-1 N: 0-0

NORTH CAROLINA - ASHEVILLE

12/20/1974 H W 101-77
ALL: 1-0 H: 1-0 A: 0-0 N: 0-0
c - Citrus Invitational (at FSC)

NORTH CAROLINA - CHARLOTTE

12/29/1987 Hk W 82-64
ALL: 1-0 H: 1-0 A: 0-0 N: 0-0
k - WLKF Classic (at FSC)

NORTH CAROLINA - WILMINGTON

12/17/1982 Hc W 75-68
ALL: 1-0 H: 1-0 A: 0-0 N: 0-0
c - Citrus Invitational (at FSC)

NORTH CENTRAL

12/02/1987 H W 89-68
12/06/1990 H W 96-70
12/07/1992 H W 100-62
12/02/1994 H W 80-59
12/07/1996 H W 70-58
12/08/1998 H W 96-59
ALL: 6-0 H: 6-0 A: 0-0 N: 0-0

NORTH FLORIDA

1/20/1993 H W 99-72
2/10/1994 A W 102-88
1/26/1994* H W 93-62
2/16/1994* A W 81-69
3/04/1994** N1 L 80-87
1/14/1995* A W 87-77
2/11/1995* H W 75-59
1/13/1996* H W 84-64
2/10/1996* A W 84-81
3/02/1996** N2 W 53-49
1/18/1997* H W 76-60
2/05/1997* A W 78-63
12/28/1998 H W 82-49
11/27/1999 A W 73-63
11/25/2000 H W 76-57
11/24/2001 A W 108-104 (20T)
11/26/2003 A L 48-67
11/30/2004 H W 74-59
ALL: 16-2 H: 8-0 A: 7-1 N: 1-1
N1 - played at Tampa
N2 - played at the Lakeland Center

* Sunshine State Conference Game
** Sunshine State Conference Tournament

NORTH PARK

Table with 4 columns: Date, H, W, Score. Rows include 12/15/1984, 11/21/1986.

NORTHEASTERN

Table with 4 columns: Date, H, W, Score. Rows include 1/10/1981.

NORTHERN COLORADO

Table with 4 columns: Date, N1, L, Score. Rows include 11/30/2001.

NORTHERN ILLINOIS

Table with 4 columns: Date, H, L, Score. Rows include 1/24/1988.

NORTHERN IOWA

Table with 4 columns: Date, H, L, Score. Rows include 1/06/1979.

NORTHERN KENTUCKY

Table with 4 columns: Date, H, L, Score. Rows include 1/06/1978, 11/25/1996.

NORTHWEST MISSOURI STATE

Table with 4 columns: Date, H, W, Score. Rows include 3/04/1982, 12/17/1985, 12/18/2000.

NORTHWESTERN

Table with 4 columns: Date, A, L, Score. Rows include 12/06/1982, 12/19/1986.

NORTHWOOD (FL)

Table with 4 columns: Date, A, L, Score. Rows include 11/30/2006, 12/20/2019.

OAKLAND CITY

Table with 4 columns: Date, H, L, Score. Rows include 11/26/1985, 11/28/1992.

OGLETHORPE

Table with 4 columns: Date, H, L, Score. Rows include 12/06/1969, 2/01/1975, 12/01/1975.

OHIO NORTHERN

Table with 4 columns: Date, H, W, Score. Rows include 12/21/1999.

OHIO UNIV.

Table with 4 columns: Date, A, L, Score. Rows include 1/18/1965.

OLD DOMINION

Table with 4 columns: Date, H, W, Score. Rows include 1/25/1975, 3/01/1976, 1/13/1979.

OLIVETT NAZARENE

Table with 4 columns: Date, H, W, Score. Rows include 12/20/2004.

OTTERBEIN

Table with 4 columns: Date, H, W, Score. Rows include 12/07/1971, 12/08/1981, 11/30/1987.

OUACHITA BAPTIST

Table with 4 columns: Date, H, L, Score. Rows include 3/15/2008.

PARSONS

Table with 4 columns: Date, H, L, Score. Rows include 2/10/1967.

PHILADELPHIA

Table with 4 columns: Date, H, W, Score. Rows include 12/21/1987.

PIEDMONT

Table with 4 columns: Date, A, W, Score. Rows include 12/15/1958, 2/14/1959.

POST

Table with 4 columns: Date, H, L, Score. Rows include 12/17/2022.

PRESBYTERIAN

Table with 4 columns: Date, H, L, Score. Rows include 1/12/1956, 12/11/1961, 12/12/1962, 12/04/1964, 11/14/1998, 12/29/2006.

c - Citrus Invitational (at LHS)
s - Florida Southern Holiday Classic
N2 - Disney Tip-Off Classic

PUERTO RICO - BAYAMON

Table with 4 columns: Date, A, W, Score. Rows include 12/03/1999, 12/04/1999, 11/23/2002, 11/26/2002, 11/24/2003, 11/23/2005, 11/20/2007, 11/25/2008, 11/24/2009, 11/23/2010, 11/22/2011, 11/20/2012, 11/26/2013, 11/25/2014, 11/24/2015.

ALL: 15-0 H: 12-0 A: 2-0 N: 1-0
N1 - Hillmyer-Tremont Tip-Off (at FGCU)

PUERTO RICO - CAYEY

Table with 4 columns: Date, N1, W, Score. Rows include 11/20/2004.

ALL: 1-0 H: 0-0 A: 0-0 N: 1-0
N1 - Hillmyer-Tremont Tip-Off (at FGCU)

PUERTO RICO - HUMACAO

Table with 4 columns: Date, H, W, Score. Rows include 12/19/2000.

PUERTO RICO - MAYAGUEZ

Table with 4 columns: Date, H, W, Score. Rows include 1/08/2000, 11/18/2000, 12/03/2000, 11/20/2001, 11/25/2002, 11/17/2003, 11/16/2004, 11/18/2006.

Table with 4 columns: Date, H, W, Score. Rows include 11/27/2007.

PUERTO RICO - RIO PIEDRAS

Table with 4 columns: Date, H, W, Score. Rows include 11/18/2008, 11/18/2008, 11/26/2010, 11/19/2011.

ALL: 4-0 H: 4-0 A: 0-0 N: 0-0
h - Holiday Inn South / Ledger Classic (at FSC)

PUGET SOUND

Table with 4 columns: Date, A, W, Score. Rows include 3/14/1981.

QUEENS (NC)

Table with 4 columns: Date, H, L, Score. Rows include 1/02/2001.

QUINCY

Table with 4 columns: Date, H, W, Score. Rows include 11/24/1995, 11/29/1997.

QUINNIPIAC

Table with 4 columns: Date, H, L, Score. Rows include 12/28/1992.

RADFORD

Table with 4 columns: Date, H, L, Score. Rows include 11/22/1983.

RHODE ISLAND

Table with 4 columns: Date, H, W, Score. Rows include 1/13/1986, 1/09/1994.

RICHMOND

Table with 4 columns: Date, H, W, Score. Rows include 1/05/1980.

RIDER

Table with 4 columns: Date, H, L, Score. Rows include 1/24/1969.

RINGLING

Table with 4 columns: Date, H, W, Score. Rows include 1/27/1933, 2/17/1933, 3/08/1933.

ROBERTS WESLEYAN

Table with 4 columns: Date, H, W, Score. Rows include 1/03/1983.

ROCHESTER (MI)

Table with 4 columns: Date, H, W, Score. Rows include 1/03/2001, 1/02/2002.

ROCHESTER (NY)

Table with 4 columns: Date, H, W, Score. Rows include 12/22/1969.

SACRED HEART

Table with 4 columns: Date, N1, L, Score. Rows include 3/21/1986, 1/10/1989.

SAGINAW VALLEY STATE

Table with 4 columns: Date, H, W, Score. Rows include 11/27/2010.

ALL: 0-1 H: 0-1 A: 0-0 N: 0-0
h - Holiday Inn South / Ledger Classic (at FSC)

SAMFORD

Table with 4 columns: Date, H, L, Score. Rows include 1/12/1928, 1/21/1929, 2/09/1931+, 1/20/1939, 2/28/1949, 2/27/1950, 2/25/1952, 12/14/1953, 1/22/1954, 12/10/60, 1/10/61, 12/05/1980.

ALL: 4-8 H: 1-3 A: 1-4 N: 2-1
Dixie Conference Tournament
N1 - played at Jackson, MS
N2 - played at Florida State
N3 - played at Mercer
c - Citrus Invitational (at FSC)

SAVANNAH STATE

Table with 4 columns: Date, H, L, Score. Rows include 12/01/1973, 12/15/1988, 12/14/1989.

ALL: 2-1 H: 2-0 A: 0-1 N: 0-0
N1 - Shriner's Classic (at Savannah State)

SEATTLE PACIFIC

Table with 4 columns: Date, H, W, Score. Rows include 11/27/1990.

SETON HALL

Table with 4 columns: Date, H, L, Score. Rows include 12/27/1979, 12/30/1981.

ALL: 0-2 H: 0-0 A: 0-2 N: 0-0

SHAW

Table with 4 columns: Date, H, W, Score. Rows include 12/20/2013.

ALL: 1-0 H: 1-0 A: 0-0 N: 0-0

SHEPHERD

Table with 4 columns: Date, H, I, W, Score. Rows include 12/29/2004.

ALL: 1-0 H: 1-0 A: 0-0 N: 0-0
I - Ledger Holiday Classic (at FSC)

SHIPPENSBURG

Table with 4 columns: Date, N1, L, Score. Rows include 12/07/1974, 12/30/1993.

ALL: 1-1 H: 0-0 A: 0-0 N: 1-1
N1 - Madison College Invitational

SIENA

Table with 4 columns: Date, H, W, Score. Rows include 12/28/1981, 1/04/1986.

ALL: 2-0 H: 2-0 A: 0-0 N: 0-0
k - WLKF Classic (at FSC)

SIMPSON

Table with 4 columns: Date, H, W, Score. Rows include 1/03/1994.

ALL: 1-0 H: 1-0 A: 0-0 N: 0-0

SOUTH CAROLINA

Table with 4 columns: Date, H, L, Score. Rows include 12/10/1964, 1/08/1966, 1/22/1979, 1/23/1980.

ALL: 1-3 H: 1-1 A: 0-2 N: 0-0

SOUTH CAROLINA - AIKEN

Table with 4 columns: Date, H, W, Score. Rows include 12/30/2008, 11/28/2009, 11/20/2010, 11/29/2015, 11/26/2016, 11/16/2019, 11/23/2021.

ALL: 6-1 H: 3-1 A: 3-0 N: 0-0
h - Holiday Inn South / Ledger Classic (at FSC)

SOUTH CAROLINA STATE			
1/04/1980	Hc	W	88-75
ALL: 1-0 H: 1-0 A: 0-0 N: 0-0			
<i>c - Citrus Invitational (at FSC)</i>			

SOUTH DAKOTA STATE			
3/08/1980	■	H	W 81-71
11/27/1992	N1	L	78-91
ALL: 1-1 H: 1-0 A: 0-0 N: 0-1			
<i>N1 - Chaminade Tournament</i>			
■ <i>NCAA Quarterfinal</i>			

SOUTH FLORIDA			
1/24/1973	A	L	82-95
2/19/1974	H	W	67-64
3/01/1975	A	L	80-100
2/03/1976	H6	L	82-84
12/10/1976	H6	L	59-62
12/15/1977	A	L	73-74 (OT)
12/13/1979	A	W	67-62
12/09/1980	H6	L	68-74
11/16/2011	A1	L	43-73
ALL: 2-7 H: 1-3 A: 1-4 N: 0-0			
<i>H6 - played at the Lakeland Center</i>			
<i>A1 - played at The Lakeland Center</i>			

SOUTH GEORGIA A&M			
2/16/1928	H2	W	40-26
1/17/1929	A	W	38-37
1/28/1930	A	W	50-41
ALL: 3-0 H: 1-0 A: 2-0 N: 0-0			

SOUTHEAST MISSOURI STATE			
3/14/1981	■	H	W 87-73
3/19/1988	■	H	W 78-75
ALL: 2-0 H: 2-0 A: 0-0 N: 0-0			
■ <i>NCAA Quarterfinal</i>			

SOUTHEASTERN			
12/09/2003	A	W	64-50
12/04/2004	A	W	97-69
11/29/2005	H	W	91-63
ALL: 3-0 H: 1-0 A: 2-0 N: 0-0			

SOUTHEASTERN LOUISIANA			
1/28/1970	H	W	78-75
1/26/1971	H	W	95-69
1/24/1972	H	W	62-58
ALL: 3-0 H: 3-0 A: 0-0 N: 0-0			

SOUTHERN COLORADO			
12/01/2001	A	W	71-62
ALL: 1-0 H: 0-0 A: 1-0 N: 0-0			

SOUTHERN ILLINOIS - EDWARDSVILLE			
12/28/1987	Hk	W	92-74
12/30/1988	H	L	73-76
ALL: 1-1 H: 1-1 A: 0-0 N: 0-0			
<i>k - WLKF Classic (at FSC)</i>			

SOUTHERN INDIANA			
1/06/1987	H	W	94-84
1/03/1990	N1	W	78-76
11/29/2008	A1	L	88-89
12/12/2014	N2	W	91-80
11/18/2016	N3	L	94-108
ALL: 3-2 H: 1-0 A: 0-1 N: 2-1			
<i>N1 - Freeport Shootout (Freeport, Bahamas)</i>			
<i>N2 - Bellarmine Classic</i>			
<i>N3 - Small College Basketball Hall of Fame Classic (Evansville, IN)</i>			
<i>A1 - Southern Indiana Classic</i>			

SOUTHERN METHODIST			
12/08/1988	A	L	56-63
ALL: 0-1 H: 0-0 A: 0-1 N: 0-0			

SOUTHERN MISSISSIPPI			
1/09/1959	H4	W	59-54
2/03/1960	A	L	62-96
2/06/1961	H4	L	62-74 (OT)

12/06/1961	A	L	65-89
2/17/1968	H	L	88-108
1/03/1975	A	L	83-92
12/07/1977	A	L	77-89
1/28/1980	H6	W	67-66
ALL: 2-6 H: 2-2 A: 0-4 N: 0-0			

SOUTHERN NEW HAMPSHIRE			
3/25/2015	★	N1	W 81-70
12/30/2017	H	W	74-71
11/17/2018	A	W	80-74
ALL: 3-0 H: 1-0 A: 1-0 N: 1-0			
<i>N1 - played at Evansville, IN</i>			
★ <i>NCAA National Championship Tour.</i>			

SOUTHWEST BAPTIST			
11/26/1994	A	L	63-80
ALL: 0-1 H: 0-0 A: 0-1 N: 0-0			

SOUTHWESTERN TENNESSEE			
2/02/1953	N1	W	82-61
12/02/1963	H4c	W	113-90
ALL: 2-0 H: 1-0 A: 0-0 N: 1-0			
<i>N1 - Mercer Tournament</i>			
<i>c - Citrus Invitational (at LHS)</i>			

SPRING HILL			
2/03/1965	H4	L	71-79
ALL: 0-1 H: 0-1 A: 0-0 N: 0-0			

SPRINGFIELD			
1/02/1987	Hk	W	104-60
ALL: 1-0 H: 1-0 A: 0-0 N: 0-0			
<i>k - WLKF Classic (at FSC)</i>			

ST. AMBROSE (IA)			
1/08/1991	H	W	93-70
11/25/2009	H	W	105-72
ALL: 2-0 H: 2-0 A: 0-0 N: 0-0			

ST. ANSELM			
1/04/1989	H	W	61-58
12/30/1994	H	L	76-77
1/03/1998	H	W	90-73
ALL: 2-1 H: 2-1 A: 0-0 N: 0-0			

ST. AUGUSTINE'S			
12/30/1997	N1	W	104-89
ALL: 1-0 H: 0-0 A: 0-0 N: 1-0			
<i>N1 - played at the Ice Palace (Tampa)</i>			

ST. CLOUD STATE			
12/02/1986	H	W	71-61
11/23/2012	H†	L	89-91
ALL: 1-1 H: 1-1 A: 0-0 N: 0-0			
<i>t - Terrace Hotel/Ledger Media Group Tour. (at FSC)</i>			

ST. EDWARD'S			
11/27/2021	H†	L	79-86
ALL: 0-1 H: 0-1 A: 0-0 N: 0-0			
<i>t - Terrace Hotel Thanksgiving Classic</i>			

ST. JOSEPH'S (IN)			
1/02/1996	H	W	88-66
1/02/1999	H	W	115-27
12/29/2007	Hh	W	74-65
ALL: 3-0 H: 3-0 A: 0-0 N: 0-0			

ST. MARY'S (MD)			
1/12/1973	Hc	W	82-79 (OT)
ALL: 1-0 H: 1-0 A: 0-0 N: 0-0			
<i>c - Citrus Invitational (at FSC)</i>			

ST. MARY'S (MN)			
12/15/1990	H	W	126-103
ALL: 1-0 H: 1-0 A: 0-0 N: 0-0			

ST. JOSEPH'S (NY)			
12/29/2009	Hh	W	92-83
ALL: 1-0 H: 1-0 A: 0-0 N: 0-0			

h - Holiday Inn South / Ledger Classic (at FSC)

ST. MARY'S (TX)			
12/04/2003	H	L	55-68
ALL: 0-1 H: 0-1 A: 0-0 N: 0-0			

ST. MICHAEL'S			
11/29/1986	H	W	65-56
ALL: 1-0 H: 1-0 A: 0-0 N: 0-0			

ST. PETER'S			
1/02/1973	N1	W	72-64
12/08/1978	Hc	W	87-81
1/07/1989	Hk	W	81-68
ALL: 3-0 H: 2-0 A: 1-0 N: 0-0			
<i>N1 - Hatter Invitational (at Stetson)</i>			
<i>c - Citrus Invitational (at FSC)</i>			
<i>k - WLKF Classic (at FSC)</i>			

ST. PETERSBURG JC			
2/03/1931	A	W	75-27
2/12/1932	A	W	40-27
2/18/1932	H2	W	29-17
1/28/1933	•	A	L 28-53
2/21/1933	•	H2	W 36-27
3/07/1933	H2a	W	50-31
2/07/1934	H2	W	45-14
2/14/1934	A	L	30-32
1/26/1935	H2	W	34-31 (OT)
2/16/1935	A	L	32-34
2/06/1936	A	W	43-25
2/21/1936	H2	W	52-50
1/13/1939	H3	W	44-32
1/14/1939	H3	W	43-30
2/10/1939	A	W	46-44
2/11/1939	A	W	45-40
1/10/1940	A	W	33-31
1/27/1940	H3	W	37-28
1/25/1941	H3	W	54-31
2/19/1941	A	W	45-35
1/29/1946	H3	W	64-16
2/08/1946	A	W	43-10
11/29/1946	H3	L	37-39
1/25/1947	A	L	30-35

ALL: 19-5 H: 11-1 A: 8-4 N: 0-0			
<i>a - Fla. Intercollegiate Conf. Tour.</i>			

ST. ROSE			
11/08/1996	N1	W	61-59
ALL: 1-0 H: 0-0 A: 0-0 N: 1-0			
<i>N1 - Division II Tip-Off Classic (at Va. Union)</i>			

ST. THOMAS AQUINAS			
12/19/1988	H	W	74-66
ALL: 1-0 H: 1-0 A: 0-0 N: 0-0			

ST. THOMAS (FL)			
<i>(formerly Biscayne - 1984)</i>			
12/07/1966	H	W	73-54
1/16/1968	H	W	77-60
1/20/1969	N1	L	75-76
2/22/1969	H	W	71-51
1/10/1970	H	L	51-72
2/23/1970	A	L	72-78
2/13/1971	H	L	69-90
12/28/1971	H	W	73-70
3/09/1972	◆	N2	L 62-68
1/26/1974	H	W	70-69
2/09/1974	A	L	81-89
2/08/1975	A	L	88-90
2/27/1975	H	W	88-74
1/19/1976	•	A	W 70-66
2/07/1976	•	H	W 94-84
1/26/1977	•	A	W 74-61
2/19/1977	•	H	W 85-72
1/21/1977	•	A	L 59-65
2/09/1978	•	H	L 58-60
1/17/1979	•	A	W 69-63
2/10/1979	•	H	L 74-75
2/25/1979	•	N3	W 66-57
1/16/1980	•	A	W 90-79

1/26/1980	•	H	W 86-72
1/24/1981	•	A	W 77-70
2/11/1981	•	H	W 88-81
1/15/1982	•	A	W 72-62
2/09/1982	•	H	W 62-61
2/26/1982	**	H	L 69-71
1/25/1983	*	H	W 71-66
2/16/1983	*	A	W 84-75
2/25/1983	**	H	W 78-76 (OT)
1/20/1984	*	H	W 69-64
2/13/1984	*	A	L 53-55
1/15/1985	*	H	W 79-75
2/16/1985	*	A	W 102-80
2/08/1986	*	H	W 88-83
2/25/1986	*	A	W 120-94
1/20/1987	*	A	W 99-81
2/12/1987	*	H	W 108-86
1/23/1988	*	H	W 86-68
2/20/1988	*	A	W 99-77
12/17/1988	*	H	W 115-89
1/28/1989	*	A	W 85-73
12/05/1989	*	H	W 86-69
11/20/1990	*	H	W 92-70
1/05/1991	*	A	W 84-51
11/29/1993	*	H	W 82-67
12/05/1998	*	H	W 67-56
ALL: 37-12 H: 23-5 A: 13-5 N: 1-2			

<i>N1 - game played at Hollywood-Chaminade HS</i>			
<i>N2 - played at Roanoke, VA</i>			
<i>N3 - played at Univ. Central Florida</i>			
*Sunshine State Conference Game			
**Sunshine State Conference Tournament			
◆ <i>NCAA College Division South Regional</i>			

ST. VINCENT			
12/27/1991	H	W	74-51
ALL: 1-0 H: 1-0 A: 0-0 N: 0-0			

ST. XAVIER			
1/04/1978	H	W	79-61
ALL: 1-0 H: 1-0 A: 0-0 N: 0-0			

STETSON			
1/26/1926	H1	L	9-28
2/04/1927			

12/01/1954•	H4	L	77-106
2/25/1955•	A	L	63-75
12/01/1955•	A	L	75-89
2/23/1956•	H4	L	71-90
12/11/1956•	A	L	82-85
2/25/1957•	H4	W	80-74
1/13/1958•	H4	L	71-76
2/20/1958•	A	W	81-80
12/02/1958	H4c	L	72-81
2/23/1959•	A	L	53-64
3/03/1959•	H4	W	85-79
1/15/1960•	A	L	70-83
1/21/1960•	H4	L	64-70
1/19/1961•	H4	L	58-74
2/01/1961•	A	L	63-68
2/10/1962•	A	W	100-91 (OT)
2/26/1962•	H4	W	65-50
12/08/1962•	H4	L	75-85
2/16/1963•	A	L	59-82
2/04/1964•	H4	L	99-103
2/12/1964•	A	L	85-96
1/30/1965•	H4	L	87-91
2/10/1965•	A	L	50-63
1/20/1966•	H	W	69-49
2/05/1966•	A	L	65-71
1/14/1967•	H	L	76-88
2/04/1967•	A	L	73-81
1/20/1968•	A	L	78-93
2/03/1968•	H	W	95-94
1/16/1969	H	W	84-80
2/08/1969	A	L	79-89
1/15/1970	H	L	71-93
1/20/1970	A	L	66-85
1/22/1971	H	L	69-72
2/18/1971	A	L	75-82
1/22/1972	H	W	81-78
2/15/1972	A	W	60-53
1/03/1973	A1	L	69-78
2/14/1973	A	L	50-52
2/22/1973	H	W	73-66
2/05/1974	H	L	52-68
2/27/1974	A	L	66-92
2/22/1975	H	L	77-83
2/19/1976	A	L	71-84

ALL: 2-1 H: 0-1 A: 1-0 N: 0-0

- c - Citrus Invitational (at LHS)
- +Palmetto Conference Game
- Δ - Big 5 Conference Game
- Florida Intercollegiate Conf. Game
- °Dixie Conference Game
- A1 - Hatter Invitational (at Stetson)

STILLMAN

3/13/2011♦	N1	L	86-92
11/15/2012	A	W	86-75
11/29/2013	Ht	W	104-84
11/28/2014	Ht	W	99-86
12/07/2015	A	L	82-99

ALL: 3-2 H: 2-0 A: 1-1 N: 0-1
N1 - played at Alabama-Huntsville
t - FSC/Terrace Hotel Classic
♦ NCAA South Regional Tournament

STONEHILL

11/24/2018	H1	L	79-89
------------	----	---	-------

ALL: 0-1 H: 0-1 A: 0-0 N: 0-0
H1 - FSC/Terrace Hotel Classic

SUNY-BROCKPORT

1/18/1977	H	W	87-72
-----------	---	---	-------

ALL: 1-0 H: 1-0 A: 0-0 N: 0-0

TALLADEGA

12/18/2010	H	W	96-71
------------	---	---	-------

ALL: 1-0 H: 1-0 A: 0-0 N: 0-0

TAMPA JC

1/27/1932	H	W	36-8
2/27/1932	A	W	66-19

ALL: 2-0 H: 1-0 A: 1-0 N: 0-0

TAYLOR

1/03/1964	H4	W	90-81
1/05/1967	H	L	85-94
1/02/1978	H	W	85-74

ALL: 2-1 H: 2-1 A: 0-0 N: 0-0

TENNESSEE TECH

1/27/1982	A	W	87-81
12/13/1982	H	L	73-90

ALL: 1-1 H: 0-1 A: 1-0 N: 0-0

TENNESSEE WESLEYAN

12/21/1963	H4	W	102-91
12/21/1964	A	W	78-74
12/19/1966	H	W	80-73
11/29/1976	H	W	65-64

ALL: 4-0 H: 3-0 A: 1-0 N: 0-0

TEXAS - ARLINGTON

1/03/1986	Hk	W	81-79 (OT)
-----------	----	---	------------

ALL: 1-0 H: 1-0 A: 0-0 N: 0-0
k - WLKF Classic (at FSC)

TEXAS WESLEYAN

1/06/1971	H	L	65-69
11/27/1989	H	W	83-64
1/11/1992	H	W	72-64

ALL: 2-1 H: 2-1 A: 0-0 N: 0-0

TORONTO

1/06/1958	H4	W	69-66
1/11/64	A	L	82-91

ALL: 1-1 H: 1-0 A: 0-1 N: 0-0

TOWSON

1/02/1988	N1	W	80-72
-----------	----	---	-------

ALL: 1-0 H: 0-0 A: 0-0 N: 1-0
N2 - played at Palm Beach Junior College

TRANSYLVANIA

1/07/1961	H4	L	50-91
1/05/1962	H4	L	63-64
1/04/1963	H4	L	87-102

ALL: 0-3 H: 0-3 A: 0-0 N: 0-0

TRINITY (IL)

1/06/1992	H	W	85-46
-----------	---	---	-------

ALL: 1-0 H: 1-0 A: 0-0 N: 0-0

TROY

1/15/1951	A	W	54-53
2/14/1953	A	L	60-65
1/23/1954	A	L	48-64
1/12/1955	A	W	62-58
2/05/1955	H4	W	61-49
1/18/1956	A	L	64-80
2/11/1956	H4	L	59-61
1/12/1957	A	L	65-87
2/09/1957	H4	W	80-73
12/06/1975	Hc	W	87-80
3/26/1988★	N1	W	94-84
3/15/1991♦	A	L	73-78
12/30/1991	H	L	82-84
3/12/1993♦	A	L	72-75

ALL: 6-8 H: 3-2 A: 2-6 N: 1-0
c - Citrus Invitational (at FSC)
N1 - played at Springfield, MA
♦ NCAA South Regional Tournament
★ NCAA National Championship Tour.

TRUMAN STATE

(formerly Northeast Missouri State - 1996)

12/21/1984	H1	W	85-63
------------	----	---	-------

ALL: 1-0 H: 1-0 A: 0-0 N: 0-0
l - Ledger Classic (at FSC)

TULANE

12/04/1961	A	L	50-82
12/07/1965	A	L	78-72
2/13/1967	H	W	102-91

12/05/1967	A	L	72-104
2/24/1972	H	W	74-64
1/29/1973	A	L	76-97

ALL: 2-4 H: 2-0 A: 0-4 N: 0-0

TULSA

12/22/1981	A	L	68-94
------------	---	---	-------

ALL: 0-1 H: 0-0 A: 0-1 N: 0-0

TUSKEGEE

3/02/1979♦	H	L	102-107
12/19/2010	H	W	96-78
12/17/2012	H	W	88-82
12/22/2013	H	W	106-90
3/15/2014♦	H	L	95-98
12/19/2014	H	W	107-65

ALL: 4-2 H: 4-2 A: 0-0 N: 0-0
♦ NCAA South Regional Tournament

UNIVERSITY OF THE SOUTH

2/09/1959	A	L	67-77 (OT)
12/12/1961	H4c	W	93-85 (OT)
12/05/1964	H4c	L	54-61
1/10/1966	A	W	65-50
1/06/1968	A	W	91-65
12/06/1968	Hc	W	59-54
1/11/1975	Hc	W	103-71
1/03/1989	H	W	100-53

ALL: 6-2 H: 4-1 A: 2-1 N: 0-0
c - Citrus Invitational (hosted by FSC)

UNION (TN)

12/18/1965	H	W	74-67
12/03/1966	Hc	W	77-64

ALL: 2-0 H: 2-0 A: 0-0 N: 0-0
c - Citrus Invitational (at FSC)

U.S. COAST GUARD ACADEMY

2/09/1971	A	W	70-52
-----------	---	---	-------

ALL: 1-0 H: 0-0 A: 1-0 N: 0-0

UPSALA

12/16/1957	A	W	79-63
------------	---	---	-------

ALL: 1-0 H: 1-0 A: 0-0 N: 0-0

URBANA

12/17/1979	H	W	92-74
12/13/1985	H	W	101-64

ALL: 2-0 H: 2-0 A: 0-0 N: 0-0

URSINUS

11/27/1978	H	L	91-93
------------	---	---	-------

ALL: 1-0 H: 1-0 A: 0-0 N: 0-0

VALDOSTA STATE

1/14/1956	A	W	89-70
1/23/1956	H4	W	71-51
1/11/1957	A	W	110-56
1/26/1957	H3	W	96-50
1/05/1960	H4	W	84-56
2/09/1960	A	W	57-53
12/03/1960	H4	W	90-65
2/21/1961	A	L	77-83
1/06/1962	H4	L	52-53
11/30/1962	H4c	W	92-64
12/04/1971	Hc	W	92-78
11/30/1973	N1	L	80-81
1/11/1974	Hc	L	79-81
1/15/1975	H	W	77-75
1/12/1976	A	W	99-83
1/24/1976	H	W	87-84
12/18/1976	N2	L	70-76
1/11/1977	A	L	70-94
2/05/1977	H	L	71-78
1/09/1978	A	L	50-78
1/14/1978	H	W	82-69
12/18/1999	N3	W	72-63
12/14/2007	H	W	93-81
11/22/2008	A	W	67-65
11/30/2019	H1	W	105-94

ALL: 17-8 H: 11-3 A: 5-3 N: 1-2
c - Citrus Invitational (hosted by FSC)
N1 - Shriners' Classic (at Savannah State)
N2 - Capital City Classic (at Florida A&M)
N3 - Dollar General Invit. (at Valdosta St.)
H1-Terrace Hotel Classic (at FSC)

VALPARAISO

1/09/1981	Hf	L	79-92
-----------	----	---	-------

ALL: 0-1 H: 0-1 A: 0-0 N: 0-0
f - Florida Southern Festival

VIRGINIA MILITARY INSTITUTE

12/30/1969	N1	L	60-66
------------	----	---	-------

ALL: 0-1 H: 0-0 A: 0-0 N: 0-1
N1 - Gold Coast Classic (West Palm Beach)

VIRGINIA STATE

11/19/2005	N1	W	76-65
------------	----	---	-------

ALL: 1-0 H: 0-0 A: 0-0 N: 1-0
N1 - Montevallo Classic

VIRGINIA UNION

3/14/1980★	N1	L	71-78 (OT)
11/10/1996	A	W	81-69

ALL: 1-1 H: 0-0 A: 1-0 N: 0-1
★ NCAA National Championship Tour.
N1 - Division II Tip-Off Classic (at Va. Union)

VOORHEES

12/09/1991	H	W	83-75
------------	---	---	-------

ALL: 1-0 H: 1-0 A: 0-0 N: 0-0

WABASH

1/09/1987	H	W	67-53
-----------	---	---	-------

ALL: 1-0 H: 1-0 A: 0-0 N: 0-0

WAKE FOREST

11/30/1968	H	L	72-88
2/07/1970	A	L	68-94
2/06/1971	A	L	68-103
1/05/1972	A	L	64-87
12/01/1972	A1	L	52-60
12/06/1979	A	L	62-81
12/11/1980	A	L	73-98

ALL: 0-7 H: 0-1 A: 0-6 N: 0-0
A1 - Twin City Classic (at Wake Forest)

WALSH

12/20/1999	H	W	79-71
------------	---	---	-------

ALL: 1-0 H: 1-0 A: 0-0 N: 0-0

WARNER

(formerly Warner Southern - 2008)

11/22/1993	H	W	103-71
12/01/1998	H	L	70-75
11/30/1999	H	W	84-70
11/28/2000	H	W	85-77
12/13/2001	H	W	83-74
12/12/2002	H	W	95-75
11/15/2013	H	W	89-83

ALL: 6-1 H: 6-1 A: 0-0 N: 0-0

WASHBURN

11/09/1996	N1	L	59-59
------------	----	---	-------

ALL: 0-1 H: 0-0 A: 0-0 N: 0-1
N1 - Division II Tip-Off Classic (at Va. Union)

WASHINGTON & LEE

12/21/1965	H	W	93-59
3/14/1986■	H	W	77-65

ALL: 2-0 H: 2-0 A: 0-0 N: 0-0
■ NCAA Quarterfinal

WATERLOO (ONTARIO)

1/07/1975	H	W	80-79
-----------	---	---	-------

ALL: 1-0 H: 1-0 A: 0-0 N: 0-0

WAYNE STATE (MI)

12/30/1983	H	L	70-73
------------	---	---	-------

3/14/1986	H	W	77-75
12/05/1987	N1	W	80-76
12/29/2002	H	W	77-63
ALL: 3-1 H: 2-1 A: 0-0 N: 1-0			
■ <i>NCAA Quarterfinal</i>			
N1 - played at Miami Dade CC-South			

WEBBER INTERNATIONAL

11/20/1979	H	W	89-62
11/24/1980	H	W	135-64
11/22/1991	H	W	74-59
12/10/1992	H	W	82-65
12/09/1993	H	W	83-81
12/06/1994	H	W	87-59
12/02/1995	H	W	101-79
12/21/1996	H	W	91-86
12/04/1997	H	W	90-80
11/17/1998	H	W	84-75
12/10/1999	H	W	105-50
12/06/2000	H	W	112-75
12/07/2001	H	W	102-61
12/05/2002	H	W	92-58
12/13/2003	A	L	62-77
12/08/2004	H	W	99-75
12/19/2005	H	W	89-55
ALL: 16-1 H: 16-0 A: 0-1 N: 0-0			

WEST ALABAMA

(formerly Livingston - 1995)

3/05/1982	♦	H	W	86-79	(30T)
11/15/2014	A1	W		93-76	
11/13/2015	A1	L		78-90	
11/12/2016	N1	L		69-74	
11/10/2017	N2	L		78-85	
11/09/2018	H1	W		76-68	
11/10/2019	A1	W		76-59	
11/12/2021	N1	L		69-75	
ALL: 4-4 H: 2-0 A: 2-1 N: 0-3					
♦ <i>NCAA South Regional Tournament</i>					
A1 - SSC/GSC Challenge (at West Ala.)					
N1 - SSC/GSC Challenge (at Eckerd)					
N2 - SSC/GSC Challenge (at Delta State)					
H1 - SSC/GSC Challenge (at FSC)					

WEST CHESTER

1/05/1979	Hf	W	78-72	
3/11/1983	♦	N1	W	72-71
ALL: 2-0 H: 1-0 A: 0-0 N: 1-0				
f - Florida Southern Festival				
N1 - played at West Georgia				
♦ <i>NCAA South Regional Tournament</i>				

WEST FLORIDA

1/13/1973	Hc	L	77-78	(OT)
2/21/1974	H	W	72-68	
1/04/1975	A	L	65-91	
12/29/1996	A1	W	83-82	
12/20/1997	H	W	81-69	
ALL: 3-2 H: 2-1 A: 1-1 N: 0-0				
c - Citrus Invitational (at FSC)				
A1 - West Florida Classic (*at UWF)				

WEST GEORGIA

1/12/1962	A	W	71-56	
2/21/1963	N1	W	87-64	
3/06/1981	♦	N2	W	70-59
3/06/1986	♦	N3	W	83-82
3/07/1987	♦	H	W	84-69
12/28/1996	N4	L	80-92	
12/29/2005	H1	L	68-89	
3/15/2015	♦	H	W	84-81
ALL: 6-2 H: 2-1 A: 1-0 N: 3-1				
N1 - Huntingdon College Invitational				
N2 - played at Central Florida				
N3 - played at Tampa				
N4 - West Florida Classic (*at UWF)				
I - Ledger Holiday Classic (at FSC)				
♦ <i>NCAA South Regional</i>				

WEST PALM BEACH JC

1/10/1939	H4	W	29-16
-----------	----	---	-------

2/17/1939	A	W	40-21
1/14/1941	H	W	48-23
2/13/1941	A	W	70-15
ALL: 4-0 H: 2-0 A: 2-0 N: 0-0			

WEST TEXAS A&M

11/06/2022	Hs	W	92-90
ALL: 1-0 H: 1-0 A: 0-0 N: 0-0			
s - Small College Bsk. Hall of Fame Classic (at FSC)			

WEST VIRGINIA STATE

12/18/2006	H	L	71-81
ALL: 1-0 H: 1-0 A: 0-0 N: 0-0			

WESTERN CAROLINA

12/15/1956	H3	W	92-89
12/13/1960	H4c	W	90-75
ALL: 2-0 H: 2-0 A: 0-0 N: 0-0			
c - Citrus Invitational (at LHS)			

WESTERN ILLINOIS

12/21/1983	A	L	73-87
1/07/1985	H	W	77-75
ALL: 1-1 H: 1-0 A: 0-1 N: 0-0			

WESTERN NEW ENGLAND

1/09/1974	H	W	111-65
ALL: 1-0 H: 1-0 A: 0-0 N: 0-0			

WESTERN OREGON

12/30/2003	A1	L	55-67
ALL: 0-1 H: 0-0 A: 0-1 N: 0-0			
A1 - Best Western Clasic (at Western Oregon)			

WESTERN WASHINGTON

3/28/2013	★	N1	L	82-96
ALL: 0-1 H: 0-0 A: 0-0 N: 0-1				
N1 - played at Louisville, KY				
★ <i>NCAA National Championship Tour.</i>				

WILLIAM & MARY

1/31/1966	H	L	61-69
12/09/1966	A	L	69-75
2/03/1972	A	L	67-76
ALL: 0-3 H: 0-1 A: 0-2 N: 0-0			

WILLIAM CAREY

1/11/1958	H4	W	77-45
12/09/1961	H4	L	64-71
ALL: 1-1 H: 1-1 A: 0-0 N: 0-0			

WILLIAM PATTERSON

1/15/1973	H	W	93-67
ALL: 1-0 H: 1-0 A: 0-0 N: 0-0			

WILMINGTON

12/06/1974	N1	L	83-85
12/05/1975	Hc	W	95-80
ALL: 1-1 H: 1-0 A: 0-0 N: 0-1			
N1 - Madison College Invitational			
c - Citrus Invitational (at FSC)			

WINONA STATE

12/29/1990	H	W	107-39
11/29/2002	H	W	101-94
ALL: 2-0 H: 2-0 A: 0-0 N: 0-0			

WISCONSIN-PARKSIDE

11/26/2022	H†	W	74-73
ALL: 1-0 H: 1-0 A: 0-0 N: 0-0			
† - Terrace Hotel Thanksgiving Classic (at FSC)			

WOFFORD

2/22/1950	H4	W	75-62
12/11/1963	H4	W	83-68
ALL: 2-0 H: 2-0 A: 0-0 N: 0-0			

WRIGHT STATE

12/22/1984	H1	W	66-62
ALL: 1-0 H: 1-0 A: 0-0 N: 0-0			

I - Ledger Classic (at FSC)

YALE

12/29/1982	H6u	W	76-71	(OT)
ALL: 1-0 H: 1-0 A: 0-0 N: 0-0				
u - United First Federal Classic (hosted by FSC)				
H6 - played at the Lakeland Center				

NON-TRADITIONAL OPPONENTS

ALBANY (GA) YMCA

1/07/1928	A	L	26-44
1/31/1930	A	L	42-63
1/17/1939	A	L	37-40
ALL: 0-3 H: 0-0 A: 0-3 N: 0-0			

ARCADIA

Feb. 1926	?	W	33-7
ALL: 1-0 H: 0-0 A: 0-0 N: 0-0			

AVON PARK AMERICAN LEGION

1/08/1929	H2	W	24-17
ALL: 1-0 H: 1-0 A: 0-0 N: 0-0			

BARTOW AIR FORCE BASE

11/23/1951	H4	W	55-43
11/30/1951	H4	W	68-42
11/26/1952	H4	W	82-68
11/27/1953	H4	W	57-54
2/09/1954	A	W	64-63
11/26/1954	A	W	77-73
11/27/1954	H4	L	58-73
11/20/1956	H4	W	80-39
1/22/1957	N1	W	98-59
ALL: 8-1 H: 5-1 A: 2-0 N: 1-0			
N1 - played in Winter Haven			

BATTERY "D"

1/23/1936	‡	H4	L	19-20
2/13/1936	‡	H4	L	20-28
2/24/1936	‡	H4	W	26-23
3/02/1936	‡	H4	W	33-22
ALL: 2-2 H: 2-2 A: 0-0 N: 0-0				
‡ Lakeland City League game				

BON-TON CLEANERS

1/20/1936	‡	H4	W	37-24	
1/30/1936	‡	H4	W	42-17	
2/10/1936	‡	H4	W	36-29	
2/19/1936	‡	H4	W	34-25	(OT)
ALL: 4-0 H: 4-0 A: 0-0 N: 0-0					
‡ Lakeland City League game					

CLEARWATER POWER

2/03/1934	H2	W	32-27
ALL: 1-0 H: 1-0 A: 0-0 N: 0-0			

COCA-COLA FIVE (TAMPA)

1/26/1932	H2	W	43-23
2/08/1932	A	W	46-29
ALL: 2-0 H: 1-0 A: 1-0 N: 0-0			

DREW FIELD SOLDIERS

2/05/1942	H3	W	31-30
ALL: 1-0 H: 1-0 A: 0-0 N: 0-0			

FLORIDA MILITARY INSTITUTE

2/10/1933	•	A	W	45-41
2/24/1933	•	H2	L	26-29
2/10/1934		H2	W	33-13
2/21/1934		A	W	27-13
ALL: 3-1 H: 1-1 A: 0-2 N: 0-0				
• Florida Intercollegiate Conference Game				

FLORIDA PUBLIC UTILITIES

1/19/1926	H1	W	20-14
Feb. 1926	H1	W	25-9
ALL: 2-0 H: 2-0 A: 0-0 N: 0-0			

FORT BENNING ARMY BASE

1/09/1928	A	L	32-56
1/19/1929	A	W	34-28
1/29/1930	A	L	28-41
1/18/1939	A	L	39-59
ALL: 1-3 H: 1-3 A: 0-0 N: 0-0			

FORT MYERS

1/12/1929	A	W	38-8
ALL: 1-0 H: 0-0 A: 1-0 N: 0-0			

FORT PIERCE

2/10/1925	A	L	7-14
ALL: 0-1 H: 0-0 A: 0-1 N: 0-0			

FROSTPROOF PRO VIKINGS

3/16/1933	H2	W	51-15
3/21/1933	A	W	53-33
ALL: 2-0 H: 1-0 A: 1-0 N: 0-0			

GROVELAND

3/23/1933	A	W	29-26
1/30/1934	A	L	10-13
ALL: 1-1 H: 0-0 A: 1-1 N: 0-0			

HUB HARD (GA)

1/30/1930	A	W	46-29
ALL: 1-0 H: 0-0 A: 1-0 N: 0-0			

JACKSONVILLE NAVY

2/03/1947	H3	W	45-36	
1/26/1948	A	L	72-77	
2/17/1948	H3	L	42-64	
2/16/1949	A	L	76-79	
2/22/1949	H3	W	70-65	
12/10/1949	A	W	55-51	
1/30/1950	H4	W	75-56	
1/08/1951	H4	W	71-58	
1/23/1951	A	W	68-64	(OT)
1/29/1952	H4	L	58-70	
2/01/1952	A	L	64-79	
12/04/1956	H4	W	105-53	
12/03/1957	H4	L	68-70	
1/25/1958	H4	W	91-64	
ALL: 8-6 H: 6-3 A: 2-3 N: 0-0				

LAKE WALES AMERICAN LEGION

12/15/1923	H1	W	29-22
1/16/1925	A	W	26-11
Jan. 1925	H1	W	20-24
ALL: 3-0 H: 2-0 A: 1-0 N: 0-0			

LAKELAND HIGH SCHOOL

Feb. 1926	?	W	16-15
Dec. 1926	?	W	?
ALL: 2-0 H: 0-0 A: 0-0 N: 0-0			

MacDILL AIR FORCE BASE

||
||
||

2/04/1931	A	W	61-32
ALL: 2-0 H: 1-0 A: 1-0 N: 0-0			

ORLANDO ARMY BASE

11/29/1948	H3	W	38-15
ALL: 1-0 H: 1-0 A: 0-0 N: 0-0			

PARRIS ISLAND MARINES

1/15/1949	H4	W	81-56
12/12/1950	H4	L	45-71
ALL: 1-1 H: 1-1 A: 0-0 N: 0-0			

PATRICK AIR FORCE BASE

11/28/1950	H4	W	65-41
2/17/1951	A	W	63-41
1/11/1952	A	L	37-40
12/07/1954	H4	W	61-48
12/06/1955	H4	W	72-62
ALL: 4-1 H: 3-0 A: 1-1 N: 0-0			

PINECASTLE AIR FORCE BASE

12/04/1954	H4	L	48-69
12/16/1955	H4	W	68-61
ALL: 1-1 H: 1-1 A: 0-0 N: 0-0			

PLANT CITY

1/11/1934	H2	W	36-31
1/18/1934	A	W	41-26
ALL: 2-0 H: 1-0 A: 1-0 N: 0-0			

RIDDLE INTER-AMERICAN

12/05/1947	H3	L	27-46
12/06/1947	H3	W	51-47
ALL: 1-1 H: 1-1 A: 0-0 N: 0-0			

SANFORD NAVAL AIR STATION

2/13/1952	A	W	86-63
2/15/1952	H4	W	62-51
ALL: 2-0 H: 1-0 A: 1-0 N: 0-0			

SARGEANT'S DAIRY

1/27/1936 ‡	H4	W	25-21
2/07/1936 ‡	H4	W	32-30
2/17/1936 ‡	H4	W	36-13
2/27/1936 ‡	H4	L	27-36
ALL: 3-1 H: 3-1 A: 0-0 N: 0-0			
‡ Lakeland City League game			

SEBRING

1/09/1930	A	W	32-20
1/29/1931	A	W	29-26
ALL: 2-0 H: 0-0 A: 2-0 N: 0-0			

SEBRING FIREMEN

1/12/1933	A	L	19-32
3/02/1933	A	L	21-36
2/20/1934	A	W	25-21
ALL: 1-2 H: 0-0 A: 1-2 N: 0-0			

SEBRING MARTINS

1/10/1935	H2	L	26-29
1/24/1935	A	W	23-19
ALL: 1-1 H: 0-1 A: 1-0 N: 0-0			

SOUTH FLORIDA A.C.

1/25/1930	H2	W	50-28
ALL: 1-0 H: 1-0 A: 0-0 N: 0-0			

SOUTH GEORGIA YMCA

1/06/1928	A	W	46-23
ALL: 1-0 H: 0-0 A: 1-0 N: 0-0			

SUNILAND REALTY

1/14/1926	H1	W	28-29
1/23/1926	H1	L	22-24
ALL: 1-1 H: 1-1 A: 0-0 N: 0-0			

SUNKISTS (LAKELAND)

2/03/1932	H2	L	30-35
2/10/1932	H2	W	23-19

2/19/1932	H2	W	33-15
2/07/1933	N	L	27-71
3/01/1933	H2	L	22-33
2/17/1934	H2	L	21-40
1/21/1935	H2	L	35-46
2/01/1935	H2	L	21-42
ALL: 2-6 H: 2-5 A: 0-1 N: 0-0			

ST. PETERSBURG TRIANGLES

Dec. 1926	?	L	27-49
2/07/1927	?	W	35-26
Fall 1927	A	W	45-28
ALL: 2-1 H: 0-0 A: 0-0 N: 0-0			

TAMPA HEIGHTS

1/11/1930	A	W	27-13
ALL: 1-0 H: 0-0 A: 1-0 N: 0-0			

TAMPA YMCA IMPS

1/23/1925	H1	L	19-33
2/07/1925	A	L	18-28
Dec. 1926	?	L	?
1/28/1927	?	L	?
ALL: 0-4 H: 0-0 A: 0-0 N: 0-0			

TURNER AIR FORCE BASE

1/24/1953	H4	W	98-70
ALL: 1-0 H: 1-0 A: 0-0 N: 0-0			

VERO BEACH AMERICAN LEGION

2/09/1925	A	L	23-28
ALL: 0-1 H: 0-0 A: 0-1 N: 0-0			

WEST PALM BEACH YMCA

2/11/1925	A	L	32-35
ALL: 0-1 H: 0-0 A: 0-1 N: 0-0			

WINTER HAVEN AMERICAN LEGION

2/11/1927	?	W	28-33
ALL: 0-1 H: 0-0 A: 0-0 N: 0-0			

ALL-TIME CAREER STATISTICS

ABRAHAM, DWAYNE

YEAR	GP	GS	FGM	FGA	PCT.	3PT	FGA	PCT.	FTM	FTA	PCT.	REB	AVG	PF	D	PTS	AVG.	AST	TO	BK	STL	MIN	AVG.
2005-06	28	22	45	96	.469	0	0	.000	11	40	.275	116	4.1	59	2	101	3.6	14	28	13	8	490	17.5

ABREU, ARNALDO

YEAR	GP	GS	FGM	FGA	PCT.	3PT	FGA	PCT.	FTM	FTA	PCT.	REB	AVG	PF	D	PTS	AVG.	AST	TO	BK	STL	MIN	AVG.
2004-05	28	1	35	60	.583	1	2	.500	18	34	.529	52	1.9	45	1	89	3.2	10	31	5	11	300	10.7
2005-06	28	5	53	92	.576	1	5	.200	19	38	.500	103	3.7	71	3	126	4.5	15	20	5	12	490	17.5
2006-07	16	2	32	53	.615	0	4	.000	13	21	.619	45	2.8	29	1	77	4.8	5	16	4	3	196	12.3
	72	8	120	205	.585	2	11	.182	50	93	.538	200	2.8	145	5	292	4.1	30	67	14	26	986	13.7

ADAMS, FRANK

YEAR	GP	GS	FGM	FGA	PCT.	3PT	FGA	PCT.	FTM	FTA	PCT.	REB	AVG	PF	D	PTS	AVG.	AST	TO	BK	STL	MIN	AVG.
2013-14	31	31	128	266	.481	12	49	.245	55	78	.705	139	4.5	69	1	323	10.4	45	47	5	28	781	25.2

AJIKE, BABATUNDE

YEAR	GP	GS	FGM	FGA	PCT.	3PT	FGA	PCT.	FTM	FTA	PCT.	REB	AVG	PF	D	PTS	AVG.	AST	TO	BK	STL	MIN	AVG.
2021-22	28	12	47	108	.435	2	15	.133	9	13	.692	44	1.6	62	0	105	3.8	12	17	10	12	343	12.3
2022-23	6	1	7	9	.778	2	2	1.000	0	0	.000	3	0.5	4	0	16	2.7	1	4	0	1	23	3.8
	34	13	54	117	.462	4	17	.235	9	13	.692	47	1.4	66	0	121	3.6	13	21	10	13	366	10.8

ALEXANDER, TRAY

YEAR	GP	GS	FGM	FGA	PCT.	3PT	FGA	PCT.	FTM	FTA	PCT.	REB	AVG	PF	D	PTS	AVG.	AST	TO	BK	STL	MIN	AVG.
2022-23	27	16	49	135	.363	13	46	.283	26	33	.788	59	2.2	36	1	137	5.1	84	38	0	22	538	19.9

ALSTON, KURT

YEAR	GP	GS	FGM	FGA	PCT.	3PT	FGA	PCT.	FTM	FTA	PCT.	REB	AVG	PF	D	PTS	AVG.	AST	TO	BK	STL	MIN	AVG.
1978-79	30		127	270	.470				75	103	.728	85	2.8			329	10.9	174		0	72		
1979-80	32	32	124	249	.498				116	149	.778	74	2.3			364	11.4	181		1	80		
	62		251	419	.484				191	252	.758	159	2.6			693	11.2	355		1	152		

ANDERSON, LUKE

YEAR	GP	GS	FGM	FGA	PCT.	3PT	FGA	PCT.	FTM	FTA	PCT.	REB	AVG	PF	D	PTS	AVG.	AST	TO	BK	STL	MIN	AVG.
2021-22	23	10	61	151	.404	20	53	.377	41	59	.695	85	3.7	37	0	183	8.0	24	18	14	18	482	21.0
2022-23	27	26	142	291	.488	46	109	.422	59	68	.868	150	5.6	50	0	389	14.4	54	40	30	19	389	14.4
	50	36	203	442	.459	66	162	.407	100	127	.787	235	4.7	87	0	572	11.4	78	58	44	37	871	17.4

ANDRINGA, JAMES

YEAR	GP	GS	FGM	FGA	PCT.	3PT	FGA	PCT.	FTM	FTA	PCT.	REB	AVG	PF	D	PTS	AVG.	AST	TO	BK	STL	MIN	AVG.
1961-62	5		5	10	.500				0	0	.000	4	1.0	1		10	2.0						
1962-63	14		8	25	.320				10	17	.588	15	1.0	9		26	1.9						
	19		13	35	.371				10	17	.588	19	1.0	10		36	1.9						

ANTHONY, JEFF

YEAR	GP	GS	FGM	FGA	PCT.	3PT	FGA	PCT.	FTM	FTA	PCT.	REB	AVG	PF	D	PTS	AVG.	AST	TO	BK	STL	MIN	AVG.
1988-89	11	0	5	9	.545	0	0	.000	11	14	.786	7	0.6	4	0	21	2.0	0	2	0	0	20	1.8

BAILLIE, DAN

YEAR	GP	GS	FGM	FGA	PCT.	3PT	FGA	PCT.	FTM	FTA	PCT.	REB	AVG	PF	D	PTS	AVG.	AST	TO	BK	STL	MIN	AVG.
1974-75	21		59	128	.460				20	26	.769	146	6.6			138	6.7						
1975-76	25		82	144	.569				39	65	.600	168	6.7			203	8.1						
	46		141	272	.518				59	91	.648	314	6.8			341	7.4						

BAILEY, BRETT

YEAR	GP	GS	FGM	FGA	PCT.	3PT	FGA	PCT.	FTM	FTA	PCT.	REB	AVG	PF	D	PTS	AVG.	AST	TO	BK	STL	MIN	AVG.
2009-10	22	0	24	38	.632	0	0	.000	14	20	.700	50	2.3	31	0	62	2.8	4	7	3	4	142	6.5
2010-11	32	18	101	177	.571	0	0	.000	53	72	.736	145	4.5	103	4	255	8.0	21	22	9	19	603	18.8
2011-12	30	30	193	343	.563	0	1	.000	59	83	.711	204	6.8	94	4	445	14.8	42	49	17	34	840	28.0
2012-13	31	25	139	242	.574	0	0	.000	35	60	.583	158	5.1	85	2	313	10.1	25	36	11	27	758	24.5
	115	73	457	800	.571	0	1	.000	161	235	.685	557	4.8	313	10	1075	9.3	92	114	40	84	2343	20.4

BAILEY, BUDDY

YEAR	GP	GS	FGM	FGA	PCT.	3PT	FGA	PCT.	FTM	FTA	PCT.	REB	AVG	PF	D	PTS	AVG.	AST	TO	BK	STL	MIN	AVG.
1978-79	9		6	12	.500				3	3	1.000	3	0.3			15	1.6	4		0	0		

BAKER, JIMMIE

YEAR	GP	GS	FGM	FGA	PCT.	3PT	FGA	PCT.	FTM	FTA	PCT.	REB	AVG	PF	D	PTS	AVG.	AST	TO	BK	STL	MIN	AVG.
1995-96	28	0	33	69	.478	0	1	.000	24	44	.545	51	1.8	31	0	90	3.2	8	22	0	13	216	7.7
1996-97	32	7	150	271	.554	12	25	.480	101	149	.678	169	5.3	87	4	413	12.9	60	85	12	35	787	24.6
1997-98	30	0	111	237	.468	1	10	.100	95	145	.655	176	5.9	85	3	318	10.6	31	56	10	39	612	20.4
1998-99	36	29	134	267	.502	0	12	.000	105	151	.695	225	6.3	97	3	373	10.4	52	69	15	61	869	24.1
	126	36	428	844	.507	13	48	.271	325	489	.665	621	4.9	300	10	1194	9.5	151	232	37	148	2484	19.7

BAKER, MACK

YEAR	GP	GS	FGM	FGA	PCT.	3PT	FGA	PCT.	FTM	FTA	PCT.	REB	AVG	PF	D	PTS	AVG.	AST	TO	BK	STL	MIN	AVG.
1971-72	28		192	384	.500				93	131	.709	130	4.6	65		477	17.0						
1972-73	24		124	305	.406				75	86	.871	109	4.5	49		323	13.4						
	52		316	689	.459				168	217	.774	239	4.6	114		800	15.4						

BALL, ROBERT

YEAR	GP	GS	FGM	FGA	PCT.	3PT	FGA	PCT.	FTM	FTA	PCT.	REB	AVG	PF	D	PTS	AVG.	AST	TO	BK	STL	MIN	AVG.
1956-57	19		59	141	.418				18	31	.581	123	6.5	31		136	7.2						
1957-58	21		62	146	.424				16	34	.470	87	4.1	32	0	140	6.6						
1958-59	22		37	109	.339				13	27	.481	63	2.8	29	0	87	3.9						
	62		158	396	.399				47	92	.511	273	4.4	92		363	5.9						

BARKER, MIKE

YEAR	GP	GS	FGM	FGA	PCT.	3PT	FGA	PCT.	FTM	FTA	PCT.	REB	AVG	PF	D	PTS	AVG.	AST	TO	BK	STL	MIN	AVG.
1964-65	5		2	2	1.000				0	0	.000	0	0.0	0	0	4	0.8						

BARLOW, RICHARD

YEAR	GP	GS	FGM	FGA	PCT.	3PT	FGA	PCT.	FTM	FTA	PCT.	REB	AVG	PF	D	PTS	AVG.	AST	TO	BK	STL	MIN	AVG.
1956-57	18		15	51	.294				8	22	.364	64	3.6	31		38	2.1						

BATTLE, STEPHEN

YEAR	GP	GS	FGM	FGA	PCT.	3PT	FGA	PCT.	FTM	FTA	PCT.	REB	AVG	PF	D	PTS	AVG.	AST	TO	BK	STL	MIN	AVG.
2013-14	31	1	110	217	.507	9	28	.321	63	84	.750	146	4.7	72	3	292	9.4	34	36	28	33	604	19.5
2014-15	37	37	183	394	.464	38	87	.437	71	94	.755	182	4.9	71	1	475	12.8	38	44	45	27	1031	27.9
	68	38	293	611	.480	47	115	.409	134	178	.753	328	4.8	143	4	767	11.3	72	80	73	60	1635	24.0

BEARDSLEY, JOSH

YEAR	GP	GS	FGM	FGA	PCT.	3PT	FGA	PCT.	FTM	FTA	PCT.	REB	AVG	PF	D	PTS	AVG.	AST	TO	BK	STL	MIN	AVG.
1995-96	8	0	0	3	.000	0	0	.000	2	2	1.000	1	0.1	3	0	2	0.3	2	1	0	0	19	2.4

BEATTY, TROY

YEAR	GP	GS	FGM	FGA	PCT.	3PT	FGA	PCT.	FTM	FTA	PCT.	REB	AVG	PF	D	PTS	AVG.	AST	TO	BK	STL	MIN	AVG.
2003-04	31	4	27	75	.360	0	1	.000	20	31	.645	90	2.9	64	1	74	2.4	7	20	11	9	370	11.9

BERMUDEZ, HERMINIO

YEAR	GP	GS	FGM	FGA	PCT.	3PT	FGA	PCT.	FTM	FTA	PCT.	REB	AVG	PF	D	PTS	AVG.	AST	TO	BK	STL	MIN	AVG.
1996-97	25	0	13	20	.650	0	0	.000	10	15	.667	29	1.2	25	0	36	1.4	1	11	0	6	153	6.1
1997-98												(did not play)											
1998-99	31	0	30	56	.536	0	0	.000	16	26	.615	76	2.5	48	0	76	2.5	19	37	4	14	388	12.5
1999-00	34	0	43	72	.597	0	1	.000	17	44	.386	87	2.6	45	0	103	3.0	12	23	6	9	411	12.1
	90	0	86	148	.581	0	1	.000	43	85	.506	192	2.1	118	0	215	2.4	32	71	10	29	952	10.6

BERRY, HERBERT

YEAR	GP	GS	FGM	FGA	PCT.	3PT	FGA	PCT.	FTM	FTA	PCT.	REB	AVG	PF	D	PTS	AVG.	AST	TO	BK	STL	MIN	AVG.
1972-73	24		116	238	.489				50	70	.714	200	8.3	70		282	11.7						
1973-74	26		180	339	.531				43	64	.672	265	10.2			403	15.5						
	50		296	577	.513				93	134	.694	465	9.3			685	13.7						

BONGIORNI, WES

YEAR	GP	GS	FGM	FGA	PCT.	3PT	FGA	PCT.	FTM	FTA	PCT.	REB	AVG	PF	D	PTS	AVG.	AST	TO	BK	STL	MIN	AVG.
2020-21	9	0	10	23	.435	1	2	.500	3	4	.750	11	1.2	5	0	24	2.7	2	9	1	3	76	8.4
2021-22	22	14	58	83	.699	0	2	.000	15	24	.625	92	4.2	42	3	131	6.0	22	24	7	17	446	20.3
2022-23	27	12	72	153	.471	17	39	.436	39	48	.813	56	2.1	41	2	200	7.4	77	23	4	29	484	17.9
	58	26	140	259	.541	18	43	.419	57	76	.750	159	2.7	88	5	355	6.1	101	56	12	49	1006	17.3

BOOTH, JADIN

YEAR	GP	GS	FGM	FGA	PCT.	3PT	FGA	PCT.	FTM	FTA	PCT.	REB	AVG	PF	D	PTS	AVG.	AST	TO	BK	STL	MIN	AVG.
2021-22	27	2	56	122	.459	39	82	.476	46	55	.836	55	2.0	29	0	197	7.3	28	26	3	13	459	17.0
2022-23	27	27	191	416	.459	93	228	.408	118	134	.881	118	4.4	53	1	593	22.0	112	42	7	31	952	35.3
	54	29	247	538	.459	132	310	.426	164	189	.868	173	3.2	82	1	790	14.6	140	68	10	44	1411	26.1

BOWKER, GARY

YEAR	GP	GS	FGM	FGA	PCT.	3PT	FGA	PCT.	FTM	FTA	PCT.	REB	AVG	PF	D	PTS	AVG.	AST	TO	BK	STL	MIN	AVG.
1965-66	5		2	2	1.000				6	8	.750	7	1.4	3		10	2.0						

BOWMAN, BENJIE

YEAR	GP	GS	FGM	FGA	PCT.	3PT	FGA	PCT.	FTM	FTA	PCT.	REB	AVG	PF	D	PTS	AVG.	AST	TO	BK	STL	MIN	AVG.
1980-81	28	13	42	86	.488				40	72	.555	27	0.9	35	1	124	4.4	54		5	19		

BOWMAN, BOBBY

YEAR	GP	GS	FGM	FGA	PCT.	3PT	FGA	PCT.	FTM	FTA	PCT.	REB	AVG	PF	D	PTS	AVG.	AST	TO	BK	STL	MIN	AVG.
1962-63	24		94	230	.409				53	73	.726	46	1.9	46		241	10.0						
1963-64	26		183	418	.437				100	129	.775	94	3.6	73		466	17.9						
1964-65	24		211	490	.431				100	130	.769	75	3.1	65	4	522	21.8						
1966-67	24		215	446	.482				114	148	.771	86	3.4	82		544	21.8						
	98		703	1584	.444				367	480	.765	301	3.1	266		1773	18.1						

BOYERS, FRANK

YEAR	GP	GS	FGM	FGA	PCT.	3PT	FGA	PCT.	FTM	FTA	PCT.	REB	AVG	PF	D	PTS	AVG.	AST	TO	BK	STL	MIN	AVG.	
1971-72	5		3	4	.750				1	2	.500	7	1.7	3		7	1.7							

BOYKIN, ELLERY

YEAR	GP	GS	FGM	FGA	PCT.	3PT	FGA	PCT.	FTM	FTA	PCT.	REB	AVG	PF	D	PTS	AVG.	AST	TO	BK	STL	MIN	AVG.
2001-02	28	8	53	138	.384	16	44	.364	44	55	.800	44	1.6	51	0	166	5.9	52	50	1	31	555	19.8
2002-03	30	29	64	176	.364	6	33	.182	101	127	.795	95	3.2	75	2	235	7.8	124	78	3	57	787	26.2
2003-04	29	29	62	171	.363	21	57	.368	51	66	.773	75	2.6	72	0	196	6.8	85	60	2	40	805	27.8
2004-05	28	27	125	266	.470	20	62	.323	91	113	.805	127	4.5	67	0	361	12.9	91	74	5	60	889	31.8
	115	93	304	751	.405	63	196	.321	287	361	.795	341	3.0	265	2	958	8.3	352	262	11	188	3036	26.4

BRADLEY, ALVIN

YEAR	GP	GS	FGM	FGA	PCT.	3PT	FGA	PCT.	FTM	FTA	PCT.	REB	AVG	PF	D	PTS	AVG.	AST	TO	BK	STL	MIN	AVG.
2006-07	14	2	7	17	.412	1	5	.200	3	10	.300	17	1.2	7	0	18	1.3	8	9	0	2	104	7.4
2007-08	22	0	20	37	.541	2	5	.400	9	13	.692	35	1.6	16	0	51	2.3	19	16	0	11	183	8.3
2008-09	6	0	1	2	.500	0	0	.000	2	4	.500	4	0.7	2	0	4	0.7	0	6	0	0	15	2.5
	42	2	28	56	.500	3	10	.300	14	27	.519	56	1.3	25	0	73	1.7	27	31	0	13	302	7.2

BRADLEY, MICHAEL

YEAR	GP	GS	FGM	FGA	PCT.	3PT	FGA	PCT.	FTM	FTA	PCT.	REB	AVG	PF	D	PTS	AVG.	AST	TO	BK	STL	MIN	AVG.
1987-88	33	31	189	387	.488	61	136	.449	60	81	.741	83	2.4	90	4	499	15.1	49	58	3	18	985	29.8

BRAND, EDDIE

YEAR	GP	GS	FGM	FGA	PCT.	3PT	FGA	PCT.	FTM	FTA	PCT.	REB	AVG	PF	D	PTS	AVG.	AST	TO	BK	STL	MIN	AVG.
1984-85	17	0	5	10	.500				6	9	.667	9	0.5	5	0	16	0.9	5	11	0	3	41	2.4

BROOKS, CHRIS

YEAR	GP	GS	FGM	FGA	PCT.	3PT	FGA	PCT.	FTM	FTA	PCT.	REB	AVG	PF	D	PTS	AVG.	AST	TO	BK	STL	MIN	AVG.
2002-03	31	6	124	270	.459	24	71	.338	124	139	.892	126	4.1	81	1	396	12.8	38	59	12	27	786	25.4
2003-04	31	31	199	443	.449	43	143	.378	181	229	.790	183	5.9	82	3	633	20.4	47	75	22	37	1047	33.8
	62	37	323	713	.453	67	214	.313	305	368	.829	309	5.0	163	4	1029	16.6	85	134	34	64	1833	29.6

BROOKS, LOGAN

YEAR	GP	GS	FGM	FGA	PCT.	3PT	FGA	PCT.	FTM	FTA	PCT.	REB	AVG	PF	D	PTS	AVG.	AST	TO	BK	STL	MIN	AVG.	
1972-73	3		3	4	.750				4	6	.667	5	1.6	3		10	3.3							
1973-74	24		36	90	.400				52	65	.800	24	1.0			124	5.2							
1974-75	20		17	53	.320				41	53	.773	26	1.3			75	3.8							
1975-76	25		29	77	.377				37	78	.474	39	1.6			95	3.8							
	72		85	224	.379				134	202	.663	94	1.3			304	4.2							

BROWN, BILL

YEAR	GP	GS	FGM	FGA	PCT.	3PT	FGA	PCT.	FTM	FTA	PCT.	REB	AVG	PF	D	PTS	AVG.	AST	TO	BK	STL	MIN	AVG.	
1969-70	24		53	139	.381				31	48	.646	42	1.8	51		137	5.7							
1970-71	23		27	64	.421				20	21	.952	28	1.2	32		74	3.2							
	47		80	203	.394				51	69	.739	10	1.5	83		211	4.5							

BROWN, JOE

YEAR	GP	GS	FGM	FGA	PCT.	3PT	FGA	PCT.	FTM	FTA	PCT.	REB	AVG	PF	D	PTS	AVG.	AST	TO	BK	STL	MIN	AVG.	
1972-73	25		89	183	.485				29	43	.688	42	1.6	72		207	8.2							
1973-74	26		162	312	.519				44	65	.677	38	1.5			368	14.2							
	51		251	495	.507				73	108	.676	80	1.6			575	11.3							

BROWN, JOE

YEAR	GP	GS	FGM	FGA	PCT.	3PT	FGA	PCT.	FTM	FTA	PCT.	REB	AVG	PF	D	PTS	AVG.	AST	TO	BK	STL	MIN	AVG.	
1977-78	26		85	168	.505				37	43	.860	119	4.6			207	8.0	67	47	4	18			
1978-79	18		9	34	.264				10	13	.769	26	1.4			28	1.5	2		0	2			
	44		94	202	.465				47	56	.839	145	3.3			235	5.3	69		4	20			

BROWN, JOSH

YEAR	GP	GS	FGM	FGA	PCT.	3PT	FGA	PCT.	FTM	FTA	PCT.	REB	AVG	PF	D	PTS	AVG.	AST	TO	BK	STL	MIN	AVG.
2016-17	28	2	16	43	.372	12	32	.375	12	20	.600	34	1.2	28	0	56	2.0	16	20	2	5	304	10.9
2017-18	17	0	8	21	.381	3	9	.333	6	10	.600	11	0.6	6	0	25	1.5	1	6	0	3	92	5.4
2019-20	5	1	1	4	.250	1	4	.250	0	0	.000	5	1.0	1	0	3	0.6	1	3	1	1	22	4.4
	58	3	25	68	0.368	16	45	0.356	19	33	0.576	50	0.9	36	0	85	1.5	20	30	3	9	431	7.4

BRUTCHER, LEN

YEAR	GP	GS	FGM	FGA	PCT.	3PT	FGA	PCT.	FTM	FTA	PCT.	REB	AVG	PF	D	PTS	AVG.	AST	TO	BK	STL	MIN	AVG.
1994-95	28	10	86	193	.446	9	27	.333	51	85	.600	165	5.9	71	3	232	8.3	20	40	11	18	584	20.9
1995-96	30	0	67	136	.493	4	21	.190	20	40	.500	139	4.6	55	2	158	5.3	14	28	15	22	494	16.5
	58	10	153	329	.465	13	48	.271	71	125	.568	304	5.2	126	5	390	6.7	34	68	26	40	1078	18.6

BUCCINO, RILEY

YEAR	GP	GS	FGM	FGA	PCT.	3PT	FGA	PCT.	FTM	FTA	PCT.	REB	AVG	PF	D	PTS	AVG.	AST	TO	BK	STL	MIN	AVG.
2022-23	12	0	5	19	.263	4	9	.444	1	4	.250	4	0.3	2	0	15	1.3	6	2	1	3	43	3.6

BUCKLEY, BILL

YEAR	GP	GS	FGM	FGA	PCT.	3PT	FGA	PCT.	FTM	FTA	PCT.	REB	AVG	PF	D	PTS	AVG.	AST	TO	BK	STL	MIN	AVG.
1985-86	22	3	16	34	.470				23	44	.522	18	0.8	31	1	55	2.5	20	16	0	8	194	8.8
1986-87	32	7	28	61	.459	2	5	.400	21	44	.477	67	2.1	55	1	79	2.5	51	40	4	13	494	15.4
1987-88	31	11	17	39	.436	0	1	.000	32	55	.582	57	1.8	67	2	66	2.1	45	30	0	23	480	15.5
1988-89	31	15	52	108	.481	1	8	.125	43	72	.597	91	2.9	81	5	148	4.8	85	59	4	26	826	26.6
116	36	113	242	.467		3	14	.214	119	215	.553	233	2.0	234	9	348	3.0	201	145	8	70	1994	17.2

BUCKLEY, JOHN

YEAR	GP	GS	FGM	FGA	PCT.	3PT	FGA	PCT.	FTM	FTA	PCT.	REB	AVG	PF	D	PTS	AVG.	AST	TO	BK	STL	MIN	AVG.
1985-86	18	0	14	33	.424				16	28	.571	15	0.8	17	0	44	2.4	14	10	0	6	133	7.3
1986-87	31	21	33	100	.333	15	50	.298	33	50	.660	67	2.2	73	3	114	3.7	89	45	2	24	667	21.5
1987-88	34	5	71	146	.486	36	84	.429	58	86	.674	87	2.6	83	2	236	6.9	138	60	0	36	775	22.8
1988-89	31	31	84	193	.435	48	115	.417	67	98	.684	89	2.9	61	0	283	9.1	169	87	1	32	1004	32.4
114	57	202	472	.428		99	249	.398	174	262	.664	258	2.3	234	5	677	5.9	410	202	3	98	2579	22.6

BURD, JOHN

YEAR	GP	GS	FGM	FGA	PCT.	3PT	FGA	PCT.	FTM	FTA	PCT.	REB	AVG	PF	D	PTS	AVG.	AST	TO	BK	STL	MIN	AVG.
1973-74	21		29	50	.580				19	24	.792	34	1.6			77	3.6						

BURTON, MICHAEL

YEAR	GP	GS	FGM	FGA	PCT.	3PT	FGA	PCT.	FTM	FTA	PCT.	REB	AVG	PF	D	PTS	AVG.	AST	TO	BK	STL	MIN	AVG.
2009-10	8	0	0	6	.000	0	5	.000	2	2	1.000	0	0.0	1	0	2	0.3	0	0	0	0	20	2.5
2010-11	7	0	1	2	.500	1	1	1.000	0	0	.000	1	0.1	0	0	3	0.4	0	4	0	2	9	1.3
2011-12	6	0	2	8	.250	2	6	.333	4	4	1.000	2	0.3	0	0	10	1.7	0	1	0	1	16	2.7
21	0	3	16	.188		3	12	.250	6	6	1.000	3	0.1	1	0	15	0.7	0	5	0	3	45	2.1

BURTON, TYLER

YEAR	GP	GS	FGM	FGA	PCT.	3PT	FGA	PCT.	FTM	FTA	PCT.	REB	AVG	PF	D	PTS	AVG.	AST	TO	BK	STL	MIN	AVG.
2010-11	3	0	1	1	1.000	0	0	.000	0	0	.000	2	0.7	1	0	2	0.7	0	0	1	0	5	1.7

BUTLER, WARREN

YEAR	GP	GS	FGM	FGA	PCT.	3PT	FGA	PCT.	FTM	FTA	PCT.	REB	AVG	PF	D	PTS	AVG.	AST	TO	BK	STL	MIN	AVG.
1976-77	10		5	13	.385				5	8	.625	4	0.4			15	1.5						
1977-78	19		3	16	.188				18	28	.643	9	0.4			24	1.3	4	5	0	0		
1978-79	12		8	14	.571				8	10	.800	3	0.3			24	2.0	6		0	1		
1979-80	19	0	11	26	.423				11	18	.611	18	0.9			33	1.7	5		0	1		
60		27	69	.391					42	64	.656	34	0.6			96	1.6						

CAFARELLI, JOHN

YEAR	GP	GS	FGM	FGA	PCT.	3PT	FGA	PCT.	FTM	FTA	PCT.	REB	AVG	PF	D	PTS	AVG.	AST	TO	BK	STL	MIN	AVG.
1967-68	9		5	32	.156				7	8	.875	13	1.4	2		17	1.9						
1968-69	24		100	209	.478				25	37	.676	133	5.5	46	1	225	9.4						
33		105	241	.436					32	45	.711	146	4.4	48		242	7.3						

CAMPBELL, DEANDRE

YEAR	GP	GS	FGM	FGA	PCT.	3PT	FGA	PCT.	FTM	FTA	PCT.	REB	AVG	PF	D	PTS	AVG.	AST	TO	BK	STL	MIN	AVG.
2018-19	32	1	38	87	.437	6	25	.240	35	68	.515	50	1.6	65	4	117	3.7	25	26	1	22	398	12.4
2019-20	23	0	24	73	.329	6	31	.194	19	33	.576	15	0.7	26	0	73	3.2	14	13	1	7	233	10.1
2020-21	12	5	27	94	.287	9	38	.237	38	52	.731	20	1.7	34	3	101	8.4	21	14	3	10	244	20.
2021-22	26	4	74	178	.416	21	69	.304	45	66	.682	54	2.1	53	1	214	8.2	36	27	1	16	475	18.3
93	10	163	432	.377		42	163	.258	137	219	.626	139	1.5	178	8	505	5.4	96	80	6	55	1350	14.5

CAPERS, KEVIN

YEAR	GP	GS	FGM	FGA	PCT.	3PT	FGA	PCT.	FTM	FTA	PCT.	REB	AVG	PF	D	PTS	AVG.	AST	TO	BK	STL	MIN	AVG.
2011-12	30	21	133	321	.414	11	40	.275	147	210	.700	83	2.8	104	5	424	14.1	109	102	19	56	729	24.3
2012-13	33	0	139	293	.474	6	31	.194	159	217	.733	97	2.9	98	4	443	13.4	97	83	6	68	650	19.7
2013-14	31	13	216	419	.516	22	84	.262	213	282	.755	90	2.9	100	5	667	21.5	120	77	9	53	758	24.4
2014-15	37	37	252	548	.460	49	140	.350	232	296	.784	158	4.3	96	1	785	21.2	141	83	12	84	1068	28.9
131	71	740	1581	.468		88	295	.298	751	1005	.747	428	3.3	398	15	2319	17.7	467	345	46	261	3205	24.5

CARR, MARVIN

YEAR	GP	GS	FGM	FGA	PCT.	3PT	FGA	PCT.	FTM	FTA	PCT.	REB	AVG	PF	D	PTS	AVG.	AST	TO	BK	STL	MIN	AVG.
1970-71	26		149	389	.383				92	127	.724	83	3.2	64		290	15.0						
1971-72	27		99	245	.404				43	69	.623	75	2.7	64		241	8.9						
53		248	634	.391					135	196	.689	158	3.0	128		531	10.0						

CARROLL, BRANDON

YEAR	GP	GS	FGM	FGA	PCT.	3PT	FGA	PCT.	FTM	FTA	PCT.	REB	AVG	PF	D	PTS	AVG.	AST	TO	BK	STL	MIN	AVG.
2019-20	31	7	113	239	.473	50	109	.459	73	94	.777	154	5.0	91	5	249	8.0	43	48	20	32	693	22.4
2020-21	10	10	55	132	.417	21	56	.375	33	52	.635	45	4.5	30	1	164	16.4	12	35	9	19	284	28.4
41	17	168	371	.453		71	165	.430	106	146	.726	199	4.9	121	6	413	10.1	55	83	29	51	977	23.8

CASALE, JACK

YEAR	GP	GS	FGM	FGA	PCT.	3PT	FGA	PCT.	FTM	FTA	PCT.	REB	AVG	PF	D	PTS	AVG.	AST	TO	BK	STL	MIN	AVG.
2021-22	28	26	132	314	.420	86	212	.406	29	46	.630	139	5.0	56	0	379	13.5	73	54	17	27	899	32.1

CHAMBERS, BILL

YEAR	GP	GS	FGM	FGA	PCT.	3PT	FGA	PCT.	FTM	FTA	PCT.	REB	AVG	PF	D	PTS	AVG.	AST	TO	BK	STL	MIN	AVG.
1974-75	21		23	54	.425				20	25	.800	71	3.4			66	3.1						
1975-76	23		55	103	.534				25	47	.531	111	4.8			135	5.9						
1976-77	21		99	196	.505				34	50	.680	175	8.3			232	11.0						
1977-78	24		49	112	.438				50	63	.794	163	6.8			274	11.4	51	58	3	21		
	89		226	465	.486				129	185	.697	520	5.8			707	7.9						

CISOWSKI, ANDREW

YEAR	GP	GS	FGM	FGA	PCT.	3PT	FGA	PCT.	FTM	FTA	PCT.	REB	AVG	PF	D	PTS	AVG.	AST	TO	BK	STL	MIN	AVG.
2010-11	1	0	0	2	.000	0	0	.000	0	0	.000	3	3.0	0	0	0	0.0	0	0	0	0	2	2.0

CLARK, ANTATIUS

YEAR	GP	GS	FGM	FGA	PCT.	3PT	FGA	PCT.	FTM	FTA	PCT.	REB	AVG	PF	D	PTS	AVG.	AST	TO	BK	STL	MIN	AVG.
1995-96	30	30	169	380	.445	60	151	.397	62	80	.775	162	5.4	62	0	460	15.3	79	40	10	67	973	32.4
1996-97	7	7	20	79	.253	8	36	.222	10	12	.833	40	5.7	15	0	58	8.3	39	18	0	20	211	30.1
	37	37	189	459	.412	68	187	.364	72	92	.783	202	5.5	77	0	518	14.0	118	58	10	87	1184	32.0

CLARK, RONNIE

YEAR	GP	GS	FGM	FGA	PCT.	3PT	FGA	PCT.	FTM	FTA	PCT.	REB	AVG	PF	D	PTS	AVG.	AST	TO	BK	STL	MIN	AVG.
1999-00	34	0	88	165	.533	4	13	.308	36	59	.610	101	3.0	54	1	216	6.4	12	32	19	11	429	12.6

CLERY, KAI

YEAR	GP	GS	FGM	FGA	PCT.	3PT	FGA	PCT.	FTM	FTA	PCT.	REB	AVG	PF	D	PTS	AVG.	AST	TO	BK	STL	MIN	AVG.
2018-19	32	4	59	131	.450	15	56	.268	26	37	.703	96	3.0	47	0	159	5.0	10	32	13	15	466	14.6
2019-20	1	0	2	6	.333	1	3	.333	2	3	.667	7	7.0	0	0	7	7.0	0	1	0	0	16	16.0
	33	4	61	137	.445	16	59	.271	28	40	.700	103	3.1	47	0	166	5.0	10	33	13	15	482	14.6

CLYMER, WOODY

YEAR	GP	GS	FGM	FGA	PCT.	3PT	FGA	PCT.	FTM	FTA	PCT.	REB	AVG	PF	D	PTS	AVG.	AST	TO	BK	STL	MIN	AVG.
1970-71	26		66	181	.364				63	90	.700	72	2.7	65		195	7.9						
1971-72	27		51	99	.515				48	65	.738	52	1.9	47		150	5.5						
	53		117	280	.418				111	155	.716	124	2.3	112		345	6.5						

COFFMAN, JAY

YEAR	GP	GS	FGM	FGA	PCT.	3PT	FGA	PCT.	FTM	FTA	PCT.	REB	AVG	PF	D	PTS	AVG.	AST	TO	BK	STL	MIN	AVG.
1978-79	25		10	23	.434				10	15	.667	8	0.3			30	1.2	13		0	6		

COLLINS, DALE

YEAR	GP	GS	FGM	FGA	PCT.	3PT	FGA	PCT.	FTM	FTA	PCT.	REB	AVG	PF	D	PTS	AVG.	AST	TO	BK	STL	MIN	AVG.
1956-57	23		52	129	.403				28	43	.650	38	1.7	40		132	5.7						

COLLINS, LARRY

YEAR	GP	GS	FGM	FGA	PCT.	3PT	FGA	PCT.	FTM	FTA	PCT.	REB	AVG	PF	D	PTS	AVG.	AST	TO	BK	STL	MIN	AVG.
1958-59	5		15	32	.468				9	18	.500	5	1.0	8	0	39	7.8						
1959-60	22		73	193	.378				49	84	.584	54	2.4	49		195	8.8						
	27		88	225	.391				58	102	.569	59	2.2	57		234	8.7						

CONLEY, CHRIS

YEAR	GP	GS	FGM	FGA	PCT.	3PT	FGA	PCT.	FTM	FTA	PCT.	REB	AVG	PF	D	PTS	AVG.	AST	TO	BK	STL	MIN	AVG.
1992-93	3	0	0	0	.000	0	0	.000	0	0	.000	1	0.2	0	0	0	0.0	0	0	0	0	3	1.0
1993-94	6	0	1	3	.333	0	1	.000	0	0	.000	1	0.2	0	0	2	0.3	2	1	0	0	9	1.5
	9	0	1	3	.333	0	1	.000	0	0	.000	2	0.2	0	0	0	0.2	2	1	0	0	12	1.3

CONNER, TOM

YEAR	GP	GS	FGM	FGA	PCT.	3PT	FGA	PCT.	FTM	FTA	PCT.	REB	AVG	PF	D	PTS	AVG.	AST	TO	BK	STL	MIN	AVG.
1964-65	18		15	24	.625				9	13	.692	34	1.9	16	1	39	2.1						
1965-66	23		32	69	.463				11	22	.500	64	2.8	22		75	3.2						
1966-67	23		48	122	.383				17	28	.607	88	3.8	45		113	4.9						
	64		95	215	.442				37	63	.587	186	2.9	83		227	3.5						

COSELMAN, JOHN

YEAR	GP	GS	FGM	FGA	PCT.	3PT	FGA	PCT.	FTM	FTA	PCT.	REB	AVG	PF	D	PTS	AVG.	AST	TO	BK	STL	MIN	AVG.
1960-61	15		14	36	.389				8	21	.381	24	1.6	29	1	36	2.4						

CUSIC, CEDRIC

YEAR	GP	GS	FGM	FGA	PCT.	3PT	FGA	PCT.	FTM	FTA	PCT.	REB	AVG	PF	D	PTS	AVG.	AST	TO	BK	STL	MIN	AVG.
1989-90	14	0	13	26	.500	0	0	.000	7	15	.467	27	1.9	17	0	33	2.4	1	6	7	0	87	6.2

DAVIS, DONNIE

YEAR	GP	GS	FGM	FGA	PCT.	3PT	FGA	PCT.	FTM	FTA	PCT.	REB	AVG	PF	D	PTS	AVG.	AST	TO	BK	STL	MIN	AVG.
1964-65	3		1	1	1.000				2	2	1.000	1	0.3	2	0	4	1.3						

DAVIS, JEREMIAH

YEAR	GP	GS	FGM	FGA	PCT.	3PT	FGA	PCT.	FTM	FTA	PCT.	REB	AVG	PF	D	PTS	AVG.	AST	TO	BK	STL	MIN	AVG.
2016-17	28	28	155	313	.495	30	87	.345	88	123	.715	136	4.9	80	3	428	15.3	96	88	8	30	790	28.2

DAWSON, JOE

YEAR	GP	GS	FGM	FGA	PCT.	3PT	FGA	PCT.	FTM	FTA	PCT.	REB	AVG	PF	D	PTS	AVG.	AST	TO	BK	STL	MIN	AVG.
1986-87	15	0	3	10	.300	0	1	.000	4	6	.667	3	0.2	4	0	10	0.7	2	2	0	1	29	1.9
1987-88	20	0	6	20	.200	2	10	.200	11	16	.688	5	0.3	8	0	25	1.3	14	10	0	4	47	2.4
1988-89	11	0	2	4	.500	1	1	1.000	3	10	.300	1	0.1	7	0	8	0.7	3	10	0	2	25	2.3
	46	0	11	34	.324	3	12	.250	18	32	.563	9	0.2	19	0	43	0.9	19	22	0	7	101	2.2

DAWSON, TOM

YEAR	GP	GS	FGM	FGA	PCT.	3PT	FGA	PCT.	FTM	FTA	PCT.	REB	AVG	PF	D	PTS	AVG.	AST	TO	BK	STL	MIN	AVG.
1962-63	24		22	63	.349				13	29	.448	65	2.7	42		57	2.4						
1963-64	26		88	186	.473				30	64	.467	157	6.0	92		206	7.9						
	50		110	249	.442				43	93	.462	222	4.4	134		263	5.3						

DAMBREVILLE, E.J.

YEAR	GP	GS	FGM	FGA	PCT.	3PT	FGA	PCT.	FTM	FTA	PCT.	REB	AVG	PF	D	PTS	AVG.	AST	TO	BK	STL	MIN	AVG.
2018-19	31	0	31	78	.397	11	38	.289	25	36	.694	89	2.9	40	2	98	3.2	15	22	3	22	376	12.1
2019-20	30	28	125	275	.455	61	179	.341	38	52	.731	184	6.1	88	4	349	11.6	54	36	15	37	839	28.0
2020-21	10	9	56	108	.519	30	57	.526	21	26	.808	130	13.0	30	0	163	16.3	29	29	0	8	374	37.4
2021-22	28	28	151	355	.425	69	197	.350	45	70	.643	271	9.7	79	3	416	14.9	75	83	9	30	961	34.3
2022-23	28	28	173	384	.451	63	163	.387	98	115	.852	277	9.9	79	3	507	18.1	82	72	11	31	984	35.1
	127	93	536	1200	.447	234	634	.369	227	299	.759	951	7.5	316	12	1533	12.1	255	242	38	128	3534	27.8

DEAN, MICHAEL

YEAR	GP	GS	FGM	FGA	PCT.	3PT	FGA	PCT.	FTM	FTA	PCT.	REB	AVG	PF	D	PTS	AVG.	AST	TO	BK	STL	MIN	AVG.
1988-89	30	28	168	377	.446	47	116	.405	118	148	.797	100	3.7	85	3	501	16.7	111	69	0	28	933	31.1
1989-90	30	29	212	458	.463	81	170	.477	102	123	.829	98	3.3	69	0	607	20.2	138	90	1	44	917	30.6
	60	57	380	835	.455	128	286	.448	220	271	.812	198	3.3	154	3	1108	18.5	249	159	1	72	1850	30.8

DENIS, BOB

YEAR	GP	GS	FGM	FGA	PCT.	3PT	FGA	PCT.	FTM	FTA	PCT.	REB	AVG	PF	D	PTS	AVG.	AST	TO	BK	STL	MIN	AVG.
1966-67	20		75	171	.439				57	72	.792	127	6.4	68		207	10.4						
1967-68	20		83	200	.415				35	43	.814	87	4.3	62		202	10.1						
	40		158	371	.426				92	115	.800	214	5.4	130		409	10.2						

DENNY, DOMINICK

YEAR	GP	GS	FGM	FGA	PCT.	3PT	FGA	PCT.	FTM	FTA	PCT.	REB	AVG	PF	D	PTS	AVG.	AST	TO	BK	STL	MIN	AVG.
2020-21	10	0	7	16	.438	2	6	.333	1	2	.500	5	0.5	4	0	17	1.7	8	9	1	2	84	8.4
2021-22	21	2	28	69	.406	9	25	.360	17	24	.708	24	1.1	15	0	82	3.9	42	23	1	11	256	12.2
2022-23	27	12	72	153	.471	17	39	.436	39	48	.813	56	2.1	41	2	200	7.4	77	23	4	29	484	17.9
	58	14	107	238	.450	28	70	.400	57	74	.770	85	1.5	60	2	299	5.2	127	55	6	42	824	14.2

DeVOSS, MARK

YEAR	GP	GS	FGM	FGA	PCT.	3PT	FGA	PCT.	FTM	FTA	PCT.	REB	AVG	PF	D	PTS	AVG.	AST	TO	BK	STL	MIN	AVG.
1981-82	24	1	12	27	.444				8	11	.727	20	0.8	18	0	32	1.3	19	15	1	5	200	8.3
1982-83	21	0	14	37	.378				18	24	.750	30	1.4	24	0	46	2.2	10	18	0	8	221	10.5
1983-84	28	12	34	66	.515				34	66	.515	57	2.0	68	2	112	4.0	62	37	1	23	590	21.1
1984-85	31	8	60	126	.476				49	71	.690	82	2.6	75	6	169	5.4	58	46	2	38	711	22.9
	104	21	120	256	.469				109	172	.634	189	1.8	185	8	359	3.5	149	116	4	74	1722	16.6

DICKEY, CHRIS

YEAR	GP	GS	FGM	FGA	PCT.	3PT	FGA	PCT.	FTM	FTA	PCT.	REB	AVG	PF	D	PTS	AVG.	AST	TO	BK	STL	MIN	AVG.
1980-81	19	0	13	19	.684				20	33	.606	48	2.5	17	0	46	2.4	7		1	6		

DIGGS, TREY

YEAR	GP	GS	FGM	FGA	PCT.	3PT	FGA	PCT.	FTM	FTA	PCT.	REB	AVG	PF	D	PTS	AVG.	AST	TO	BK	STL	MIN	AVG.
2017-18	31	3	100	232	.431	76	184	.413	23	26	.885	100	3.2	76	3	299	9.6	28	37	3	18	614	19.8

DOHERTY, DAN

YEAR	GP	GS	FGM	FGA	PCT.	3PT	FGA	PCT.	FTM	FTA	PCT.	REB	AVG	PF	D	PTS	AVG.	AST	TO	BK	STL	MIN	AVG.
1964-65	24		118	241	.489				54	91	.593	359	15.0	78	2	290	12.0						
1965-66	25		133	300	.443				58	89	.651	331	13.2	72		324	13.0						
	49		251	541	.464				112	180	.622	690	14.1	150		614	12.5						

DOLAN, BOB

YEAR	GP	GS	FGM	FGA	PCT.	3PT	FGA	PCT.	FTM	FTA	PCT.	REB	AVG	PF	D	PTS	AVG.	AST	TO	BK	STL	MIN	AVG.
1976-77	14		20	28	.714				14	71	.197	32	2.3			47	3.4						
1977-78												(did not play)											
1978-79	10		11	13	.846				5	9	.555	13	1.3			27	2.7						
1979-80	20	0	20	30	.667				22	35	.628	24	1.2			62	3.1	4		1	1		
	44		51	71	.718				41	115	.357	69	1.6			136	3.1						

DROST, BILL

YEAR	GP	GS	FGM	FGA	PCT.	3PT	FGA	PCT.	FTM	FTA	PCT.	REB	AVG	PF	D	PTS	AVG.	AST	TO	BK	STL	MIN	AVG.
1990-91	27	0	32	64	.500	0	2	.000	22	34	.647	60	2.2	51	1	86	3.2	10	22	4	8	314	11.6
1991-92	30	30	142	238	.597	16	38	.421	89	124	.718	214	7.1	93	5	389	13.0	39	49	11	23	871	29.0
1992-93	32	32	158	271	.583	27	62	.436	70	103	.680	186	5.8	99	3	413	12.9	84	54	33	36	828	25.9
1993-94	24	17	93	212	.439	16	62	.258	54	75	.720	129	5.4	67	1	256	10.7	41	43	13	26	614	25.6
	113	79	425	785	.541	59	164	.360	235	336	.699	589	5.2										

DUNBAR, HURLEY

YEAR	GP	GS	FGM	FGA	PCT.	3PT	FGA	PCT.	FTM	FTA	PCT.	REB	AVG	PF	D	PTS	AVG.	AST	TO	BK	STL	MIN	AVG.
2003-04	24	22	77	184	.418	4	15	.267	87	124	.702	95	4.0	41	0	245	10.2	41	53	6	31	702	29.3
2004-05																							
2005-06	28	23	113	253	.447	9	32	.281	115	149	.772	133	4.8	52	0	350	12.5	84	64	4	55	839	30.0
	52	45	190	437	.435	13	47	.277	202	273	.740	228	4.4	93	0	595	11.4	125	117	10	86	1541	29.6

(did not play)

DUNCAN, KEITH

YEAR	GP	GS	FGM	FGA	PCT.	3PT	FGA	PCT.	FTM	FTA	PCT.	REB	AVG	PF	D	PTS	AVG.	AST	TO	BK	STL	MIN	AVG.
1978-79	6		8	12	.667				1	2	.500	5	0.8			17	2.8	0		1	1		

DUNCAN, RICKY

YEAR	GP	GS	FGM	FGA	PCT.	3PT	FGA	PCT.	FTM	FTA	PCT.	REB	AVG	PF	D	PTS	AVG.	AST	TO	BK	STL	MIN	AVG.
1961-62	25		145	381	.380				55	71	.774	70	2.8	61		345	13.8						
1962-63	25		118	280	.421				38	56	.679	70	2.8	58		274	11.0						
	50		263	661	.398				93	127	.732	140	2.8	119		619	12.4						

DUNCAN, SCOTT

YEAR	GP	GS	FGM	FGA	PCT.	3PT	FGA	PCT.	FTM	FTA	PCT.	REB	AVG	PF	D	PTS	AVG.	AST	TO	BK	STL	MIN	AVG.
1977-78	16		9	16	.573				12	15	.800	14	0.8			30	1.9	0	7	1	1		

EATON, JERRY

YEAR	GP	GS	FGM	FGA	PCT.	3PT	FGA	PCT.	FTM	FTA	PCT.	REB	AVG	PF	D	PTS	AVG.	AST	TO	BK	STL	MIN	AVG.
1960-61	24		28	74	.378				30	46	.652	105	4.4	22	1	86	7.4						
1961-62	22		26	53	.490				15	23	.652	61	2.7	24		67	3.0						
	46		54	127	.425				45	69	.652	166	3.6	46		153	3.3						

EBANYAT, KENNY

YEAR	GP	GS	FGM	FGA	PCT.	3PT	FGA	PCT.	FTM	FTA	PCT.	REB	AVG	PF	D	PTS	AVG.	AST	TO	BK	STL	MIN	AVG.
2002-03	29	9	52	90	.578	0	0	.000	36	54	.667	169	5.8	75	1	140	4.8	9	44	24	17	445	15.3
2003-04	23	20	80	165	.485	0	0	.000	48	71	.676	205	8.9	77	3	208	9.0	18	40	66	10	606	26.3
2004-05	28	22	134	220	.609	0	0	.000	94	135	.696	286	10.2	83	3	362	12.9	38	68	48	34	781	27.9
	80	51	266	475	.560	0	0	.000	178	260	.685	660	8.3	235	7	710	8.9	65	152	138	61	1832	22.9

EBELING, JOHN

YEAR	GP	GS	FGM	FGA	PCT.	3PT	FGA	PCT.	FTM	FTA	PCT.	REB	AVG	PF	D	PTS	AVG.	AST	TO	BK	STL	MIN	AVG.
1978-79	30	30	154	276	.557				100	158	.632	309	10.3			408	13.6	37		29	33		
1979-80	33	33	211	328	.643				140	208	.673	322	9.8	113	7	562	17.0	40		35	27		
1980-81	32	32	236	422	.559				216	283	.763	321	10.0	104	4	688	21.5	53		34	26		
1981-82	32	32	286	433	.661				284	384	.740	410	12.8	103	5	856	26.8	46	120	62	19	1175	36.7
	127	127	887	1459	.608				740	1033	.716	1362	10.7			2514	19.8	176		160	105		

EDWARDS, JERRY

YEAR	GP	GS	FGM	FGA	PCT.	3PT	FGA	PCT.	FTM	FTA	PCT.	REB	AVG	PF	D	PTS	AVG.	AST	TO	BK	STL	MIN	AVG.
2000-01	21	0	23	63	.365	1	6	.167	7	9	.778	40	1.9	13	0	54	2.6	8	12	2	4	150	7.1

EDWARDS, JOHN

YEAR	GP	GS	FGM	FGA	PCT.	3PT	FGA	PCT.	FTM	FTA	PCT.	REB	AVG	PF	D	PTS	AVG.	AST	TO	BK	STL	MIN	AVG.
1972-73	21		74	144	.513				25	80	.658	150	7.1	47		173	8.2						
1973-74	26		203	352	.577				84	102	.824	380	14.6			490	18.8						
1974-75	23		189	341	.554				88	122	.721	306	13.3			466	20.3						
1975-76	24		205	342	.599				75	105	.714	378	15.8			485	20.2						
	94		671	1179	.569				272	409	.665	1214	12.9			1614	17.2						

EISNAUGLE, TIM

YEAR	GP	GS	FGM	FGA	PCT.	3PT	FGA	PCT.	FTM	FTA	PCT.	REB	AVG	PF	D	PTS	AVG.	AST	TO	BK	STL	MIN	AVG.
1962-63	25		130	297	.438				75	96	.781	244	9.8	57		335	13.4						
1963-64	26		244	489	.498				113	153	.732	374	14.4	65		599	23.0						
	51		374	786	.476				188	249	.755	618	12.1	122		934	18.3						

ELAM, ANDRE

YEAR	GP	GS	FGM	FGA	PCT.	3PT	FGA	PCT.	FTM	FTA	PCT.	REB	AVG	PF	D	PTS	AVG.	AST	TO	BK	STL	MIN	AVG.
2016-17	24	6	25	54	.463	5	8	.625	15	21	.714	50	2.1	43	0	70	2.9	9	19	4	9	259	10.8

ELDRIDGE, ROB

YEAR	GP	GS	FGM	FGA	PCT.	3PT	FGA	PCT.	FTM	FTA	PCT.	REB	AVG	PF	D	PTS	AVG.	AST	TO	BK	STL	MIN	AVG.
2006-07	28	28	124	281	.441	26	78	.333	92	134	.687	116	4.1	105	6	366	13.1	125	115	1	26	806	28.8
2007-08	33	33	169	374	.452	37	98	.378	113	152	.743	139	4.2	98	5	488	14.8	115	85	5	49	847	25.7
2008-09	36	35	191	422	.453	34	95	.358	141	202	.698	167	4.6	110	3	557	15.5	133	98	8	39	950	26.4
	97	96	484	1077	.449	97	271	.358	346	488	.709	422	4.4	313	14	1411	14.5	373	298	14	114	2603	26.8

ELLISON, DAMON

YEAR	GP	GS	FGM	FGA	PCT.	3PT	FGA	PCT.	FTM	FTA	PCT.	REB	AVG	PF	D	PTS	AVG.	AST	TO	BK	STL	MIN	AVG.
2009-10	30	0	85	176	.483	1	5	.200	29	41	.707	80	2.7	57	1	200	6.7	42	44	1	15	528	17.6
2010-11	32	24	133	280	.475	1	5	.200	81	120	.675	112	3.5	95	3	348	10.9	58	74	1	27	826	25.8
	62	24	218	456	.478	2	10	.200	110	161	.683	192	3.1	152	4	548	8.8	100	118	2	42	1354	21.8

EMORY, MITCH

YEAR	GP	GS	FGM	FGA	PCT.	3PT	FGA	PCT.	FTM	FTA	PCT.	REB	AVG	PF	D	PTS	AVG.	AST	TO	BK	STL	MIN	AVG.
2009-10	14	0	2	4	.500	0	0	.000	6	8	.750	17	1.2	13	0	10	0.7	2	4	1	3	68	4.9

ENRICO, CHRIS

YEAR	GP	GS	FGM	FGA	PCT.	3PT	FGA	PCT.	FTM	FTA	PCT.	REB	AVG	PF	D	PTS	AVG.	AST	TO	BK	STL	MIN	AVG.
2009-10	5	0	0	4	.000	0	1	.000	0	0	.000	1	0.2	0	0	0	0.0	1	4	1	1	17	3.4

EVANS, SETH

YEAR	GP	GS	FGM	FGA	PCT.	3PT	FGA	PCT.	FTM	FTA	PCT.	REB	AVG	PF	D	PTS	AVG.	AST	TO	BK	STL	MIN	AVG.
2010-11	30	19	160	380	.421	105	246	.427	122	137	.891	87	2.9	74	2	547	18.2	82	43	0	34	955	31.8
2011-12	33	33	158	376	.420	110	262	.420	123	138	.891	108	3.3	73	1	549	16.6	111	52	1	68	1090	33.0
	63	52	318	756	.421	215	508	.423	245	275	.891	195	3.1	147	3	1096	17.4	193	95	1	102	2045	32.5

EVERETT, JOHN

YEAR	GP	GS	FGM	FGA	PCT.	3PT	FGA	PCT.	FTM	FTA	PCT.	REB	AVG	PF	D	PTS	AVG.	AST	TO	BK	STL	MIN	AVG.
1999-00	16	0	5	18	.278	3	7	.429	0	0	.000	10	0.6	4	0	13	0.8	2	1	0	2	51	3.2
2000-01	30	12	96	208	.462	17	62	.274	45	63	.714	100	3.3	70	1	254	8.5	28	45	18	31	536	17.9
2001-02	29	21	85	195	.436	24	69	.348	16	30	.533	97	3.3	60	2	210	7.2	23	38	14	19	549	18.9
2002-03	31	31	124	268	.463	25	64	.391	27	43	.628	162	5.2	84	2	300	9.7	48	58	13	27	784	25.3
	106	64	310	689	.450	69	202	.342	88	136	.647	369	3.5	218	5	777	7.3	101	142	45	79	1920	18.1

FARNUM, DAVID

YEAR	GP	GS	FGM	FGA	PCT.	3PT	FGA	PCT.	FTM	FTA	PCT.	REB	AVG	PF	D	PTS	AVG.	AST	TO	BK	STL	MIN	AVG.
1988-89	17	6	40	89	.449	1	3	.333	9	19	.474	52	3.1	25	0	90	5.3	24	26	5	17	313	18.4

FEIDY, LABIB

YEAR	GP	GS	FGM	FGA	PCT.	3PT	FGA	PCT.	FTM	FTA	PCT.	REB	AVG	PF	D	PTS	AVG.	AST	TO	BK	STL	MIN	AVG.
2002-03	4	0	0	0	.000	0	0	.000	0	0	.000	2	0.5	0	0	0	0.0	0	1	0	0	4	1.0

FELDMAN, HENRY

YEAR	GP	GS	FGM	FGA	PCT.	3PT	FGA	PCT.	FTM	FTA	PCT.	REB	AVG	PF	D	PTS	AVG.	AST	TO	BK	STL	MIN	AVG.
1958-59	25		63	167	.377				102	143	.713	272	10.8	42	0	248	9.9						
1959-60	20		61	139	.404				86	120	.716	148	7.4	39		208	10.4						
1960-61	24		86	175	.492				94	136	.691	211	8.8	53	1	266	11.1						
1961-62	25		83	186	.446				72	113	.673	183	7.3	67		239	9.5						
	94		293	667	.439				354	512	.691	814	8.7	201		961	10.2						

FERNANDEZ, ERIC

YEAR	GP	GS	FGM	FGA	PCT.	3PT	FGA	PCT.	FTM	FTA	PCT.	REB	AVG	PF	D	PTS	AVG.	AST	TO	BK	STL	MIN	AVG.
2006-07	13	0	11	28	.393	5	14	.357	3	7	.429	7	0.5	9	0	30	2.3	5	6	0	2	85	6.5
2007-08	13	0	11	22	.500	6	14	.429	13	16	.813	2	0.2	5	0	41	3.2	9	9	0	3	78	6.0
2008-09	11	0	4	12	.333	1	6	.167	4	4	1.000	5	0.5	2	0	13	1.2	4	2	0	0	25	2.3
	37	0	26	62	.419	12	34	.353	20	27	.741	14	0.4	16	0	84	2.3	18	17	0	5	188	5.1

FITZGERALD, SCOTT

YEAR	GP	GS	FGM	FGA	PCT.	3PT	FGA	PCT.	FTM	FTA	PCT.	REB	AVG	PF	D	PTS	AVG.	AST	TO	BK	STL	MIN	AVG.
1964-65	24		66	166	.397				37	60	.616	116	4.8	56	3	165	6.9						
1965-66	25		128	306	.418				86	119	.722	146	5.8	60		342	13.7						
1966-67	25		61	165	.370				25	40	.625	106	4.2	56		147	5.9						
1967-68	24		118	294	.402				53	70	.757	109	4.5	59		288	12.0						
	98		373	931	.401				201	289	.696	477	4.9	231		942	9.6						

FITZMORRIS, SHAUN

YEAR	GP	GS	FGM	FGA	PCT.	3PT	FGA	PCT.	FTM	FTA	PCT.	REB	AVG	PF	D	PTS	AVG.	AST	TO	BK	STL	MIN	AVG.
1988-89	19	0	9	23	.391	3	11	.273	23	27	.852	12	0.7	20	0	44	2.3	16	12	0	11	167	8.8
1989-90	26	12	41	84	.488	25	48	.531	27	38	.711	41	1.6	28	1	134	5.2	59	39	0	23	417	16.0
	45	12	50	107	.467	28	59	.475	50	65	.769	53	1.2	48	1	178	4.0	75	51	0	34	584	13.0

FLOWERS, DEREK

YEAR	GP	GS	FGM	FGA	PCT.	3PT	FGA	PCT.	FTM	FTA	PCT.	REB	AVG	PF	D	PTS	AVG.	AST	TO	BK	STL	MIN	AVG.
1987-88	18	0	30	58	.517	1	3	.333	25	35	.714	41	2.3	18	0	86	4.8	6	18	7	7	130	7.2
1988-89	25	11	43	87	.494	0	0	.000	31	44	.705	72	2.9	48	2	117	4.7	25	31	12	28	369	14.8
1989-90	31	30	170	287	.592	0	3	.000	97	134	.724	245	7.9	87	3	437	14.1	61	72	51	79	969	31.3
1990-91	32	32	275	421	.653	1	3	.333	176	228	.772	284	8.9	76	2	727	22.7	47	78	37	99	1022	31.9
	106	73	518	853	.607	2	9	.222	329	441	.746	642	6.1	229	7	1367	12.9	139	199	107	213	2490	23.5

FOSTER, IAN

YEAR	GP	GS	FGM	FGA	PCT.	3PT	FGA	PCT.	FTM	FTA	PCT.	REB	AVG	PF	D	PTS	AVG.	AST	TO	BK	STL	MIN	AVG.
1999-00	34	0	66	153	.431	36	85	.424	35	47	.745	66	1.9	66	1	203	6.0	32	39	7	29	599	17.6
2000-01	30	5	97	253	.383	50	141	.355	72	96	.750	92	3.1	56	1	316	10.5	53	52	1	33	825	27.5
	64	5	163	406	.401	86	226	.381	107	143	.748	158	2.5	122	2	519	8.1	85	91	8	62	1424	22.3

FREDERICK, PRESTON

YEAR	GP	GS	FGM	FGA	PCT.	3PT	FGA	PCT.	FTM	FTA	PCT.	REB	AVG	PF	D	PTS	AVG.	AST	TO	BK	STL	MIN	AVG.
2008-09	36	7	76	154	.494	0	2	.000	53	66	.803	103	2.9	36	0	205	5.7	23	34	19	10	478	13.3
2009-10	30	0	34	69	.493	0	0	.000	27	39	.692	85	2.8	47	0	95	3.2	7	35	11	11	402	13.4
2010-11	25	6	33	72	.458	1	1	1.000	19	25	.760	45	1.8	27	0	86	3.4	8	9	10	5	269	10.8

GALLOWAY, CHET

YEAR	GP	GS	FGM	FGA	PCT.	3PT	FGA	PCT.	FTM	FTA	PCT.	REB	AVG	PF	D	PTS	AVG.	AST	TO	BK	STL	MIN	AVG.
1990-91	20	1	20	61	.328	10	28	.357	17	24	.708	29	1.5	13	0	67	3.4	18	20	0	9	256	12.8
1991-92	28	1	39	92	.424	14	41	.342	15	24	.625	27	1.0	37	1	107	3.8	18	27	0	12	313	11.2
1992-93	26	18	75	172	.436	36	81	.445	77	96	.802	68	2.6	49	1	263	10.1	52	53	2	26	641	25.0
1993-94	27	27	174	399	.436	72	195	.369	80	99	.808	73	2.7	51	0	500	18.5	62	59	1	39	874	32.4
	101	47	308	724	.425	132	345	.383	189	243	.778	197	2.0	150	2	937	9.3	150	159	3	86	2084	20.6

GARDNER, JON

YEAR	GP	GS	FGM	FGA	PCT.	3PT	FGA	PCT.	FTM	FTA	PCT.	REB	AVG	PF	D	PTS	AVG.	AST	TO	BK	STL	MIN	AVG.
2009-10	22	0	10	14	.714	0	0	.000	3	9	.333	31	1.4	20	0	23	1.0	6	4	3	3	143	6.5
2010-11	11	0	7	9	.778	0	0	.000	0	2	.000	13	1.2	4	0	14	1.3	1	0	0	1	47	4.3
2011-12	27	0	11	19	.579	0	0	.000	1	12	.083	52	1.9	30	1	23	0.9	12	11	4	5	232	8.6
2012-13	25	1	14	21	.667	0	0	.000	3	10	.300	39	1.6	24	0	31	1.2	10	8	1	6	189	7.6
	85	1	42	63	.667	0	0	.000	7	33	.212	135	1.6	78	1	91	1.1	29	23	8	15	611	7.2

GARMON, AL

YEAR	GP	GS	FGM	FGA	PCT.	3PT	FGA	PCT.	FTM	FTA	PCT.	REB	AVG	PF	D	PTS	AVG.	AST	TO	BK	STL	MIN	AVG.
1982-83	31	31	146	271	.538				83	117	.709	142	4.6	96	6	375	12.1	37	81	5	26	915	29.5
1983-84	28	23	131	263	.498				97	132	.735	178	6.4	97	4	359	12.8	59	83	5	26	843	30.1
	59	54	277	534	.519				180	249	.723	320	5.4	193	10	734	12.4	96	164	10	52	1758	29.8

GATZ, TIM

YEAR	GP	GS	FGM	FGA	PCT.	3PT	FGA	PCT.	FTM	FTA	PCT.	REB	AVG	PF	D	PTS	AVG.	AST	TO	BK	STL	MIN	AVG.
1991-92	18	0	10	40	.250	1	6	.167	21	31	.677	7	0.4	21	1	42	2.3	23	16	1	8	174	9.7
1992-93	30	0	21	62	.339	4	24	.167	31	43	.721	38	1.3	37	0	77	2.6	50	34	0	27	388	12.9
1993-94	27	27	97	210	.462	35	86	.407	95	126	.754	88	3.3	51	0	324	12.0	126	64	0	59	795	29.4
1994-95	28	28	166	375	.443	106	251	.422	123	150	.820	89	3.2	53	0	561	20.0	90	92	3	41	970	34.6
	103	55	294	687	.428	146	367	.398	270	350	.771	222	2.2	162	1	1004	9.7	289	206	4	135	2327	22.6

GENSLER, DICK

YEAR	GP	GS	FGM	FGA	PCT.	3PT	FGA	PCT.	FTM	FTA	PCT.	REB	AVG	PF	D	PTS	AVG.	AST	TO	BK	STL	MIN	AVG.
1964-65	18		18	53	.339				14	24	.583	19	1.0	16	2	50	2.8						
1965-66	11		6	23	.260				0	2	.000	9	0.8	9		12	1.0						
	29		24	76	.316				14	26	.538	28	1.0	25		62	2.1						

GIBBONS, JAY

YEAR	GP	GS	FGM	FGA	PCT.	3PT	FGA	PCT.	FTM	FTA	PCT.	REB	AVG	PF	D	PTS	AVG.	AST	TO	BK	STL	MIN	AVG.
1998-99	17	0	7	24	.292	0	10	.000	1	2	.500	16	0.9	12	0	15	0.9	17	10	0	11	88	5.2
1999-00	34	0	21	88	.239	4	23	.174	32	50	.640	71	2.1	60	0	78	2.3	133	81	3	47	531	15.6
2000-01	29	14	56	131	.427	14	41	.341	45	55	.818	85	2.9	79	3	171	5.9	155	69	2	47	639	22.0
	80	14	84	243	.346	18	74	.243	78	107	.729	172	2.2	151	3	264	3.3	305	160	5	105	1258	15.7

GIELOW, RON

YEAR	GP	GS	FGM	FGA	PCT.	3PT	FGA	PCT.	FTM	FTA	PCT.	REB	AVG	PF	D	PTS	AVG.	AST	TO	BK	STL	MIN	AVG.
1967-68	11		5	17	.294				4	7	.571	12	1.1	8		13	1.2						

GILBERRY, ALLEN

YEAR	GP	GS	FGM	FGA	PCT.	3PT	FGA	PCT.	FTM	FTA	PCT.	REB	AVG	PF	D	PTS	AVG.	AST	TO	BK	STL	MIN	AVG.
2004-05	28	6	36	112	.321	15	49	.306	36	52	.692	68	2.4	78	4	123	4.4	67	50	1	28	629	22.5
2005-06	21	13	31	92	.337	10	33	.303	45	65	.692	61	2.9	55	0	117	5.6	67	36	2	28	499	23.8
	49	19	67	204	.328	25	82	.305	81	117	.692	129	2.6	133	4	240	4.9	134	86	3	56	1128	23.0

GILCHRIST, JAMES

YEAR	GP	GS	FGM	FGA	PCT.	3PT	FGA	PCT.	FTM	FTA	PCT.	REB	AVG	PF	D	PTS	AVG.	AST	TO	BK	STL	MIN	AVG.
1971-72	28		164	352	.465				31	62	.500	318	11.3	80		355	12.7						
1972-73	25		87	198	.434				17	27	.629	194	7.7	67		191	7.6						
	53		251	550	.456				48	89	.539	512	9.7	147		546	10.3						

GIROD, DOMINIC

YEAR	GP	GS	FGM	FGA	PCT.	3PT	FGA	PCT.	FTM	FTA	PCT.	REB	AVG	PF	D	PTS	AVG.	AST	TO	BK	STL	MIN	AVG.
2004-05	23	8	72	164	.439	16	37	.432	24	33	.727	58	2.5	35	0	184	8.0	23	44	2	11	423	18.4
2005-06	23	3	34	131	.260	12	45	.267	21	28	.750	41	1.8	31	0	101	4.4	23	31	1	11	386	16.8
2006-07	22	2	59	164	.360	15	45	.333	33	49	.673	33	1.5	37	0	166	7.5	39	35	1	17	411	18.7
	68	13	165	459	.359	43	127	.339	78	110	.709	132	1.9	103	0	451	6.6	85	110	4	39	1220	17.9

GODING, DICK

YEAR	GP	GS	FGM	FGA	PCT.	3PT	FGA	PCT.	FTM	FTA	PCT.	REB	AVG	PF	D	PTS	AVG.	AST	TO	BK	STL	MIN	AVG.
1967-68	24		69	130	.531				34	45	.756	51	2.1	51		173	7.2						
1968-69	19		50	109	.458				15	18	.833	36	1.9	37	0	115	6.1						
	43		119	239	.498				49	63	.778	87	2.0	88		288	6.7						

GODING, ROBERT

YEAR	GP	GS	FGM	FGA	PCT.	3PT	FGA	PCT.	FTM	FTA	PCT.	REB	AVG	PF	D	PTS	AVG.	AST	TO	BK	STL	MIN	AVG.
1958-59	25		164	407	.402				61	102	.598	282	11.2	83	0	389	15.5						

GRAHAM, WILL

YEAR	GP	GS	FGM	FGA	PCT.	3PT	FGA	PCT.	FTM	FTA	PCT.	REB	AVG	PF	D	PTS	AVG.	AST	TO	BK	STL	MIN	AVG.
2006-07	28	28	114	221	.516	20	51	.392	51	93	.548	237	8.5	75	2	299	10.7	40	71	58	30	890	31.8
2007-08	33	32	124	274	.453	26	95	.274	47	79	.595	231	7.0	80	2	321	9.7	59	59	53	46	902	27.3
	61	60	238	495	.481	46	146	.315	98	172	.570	468	7.7	155	4	620	10.2	99	130	111	76	1792	29.4

GRANT, ANDREI

YEAR	GP	GS	FGM	FGA	PCT.	3PT	FGA	PCT.	FTM	FTA	PCT.	REB	AVG	PF	D	PTS	AVG.	AST	TO	BK	STL	MIN	AVG.
2005-06	28	4	41	107	.383	0	0	.000	33	67	.493	133	4.8	59	3	115	4.1	10	33	13	17	444	15.9
2006-07	28	25	138	272	.507	0	0	.000	95	136	.699	220	7.9	72	2	371	13.3	34	54	18	8	778	27.8
2007-08	33	3	84	200	.420	0	0	.000	83	127	.654	190	5.8	68	1	251	7.6	16	38	14	14	621	18.8
	89	32	263	579	.454	0	0	.000	211	330	.639	543	6.1	199	6	737	8.3	60	125	45	39	1843	20.7

GREEN, CHARLIE

YEAR	GP	GS	FGM	FGA	PCT.	3PT	FGA	PCT.	FTM	FTA	PCT.	REB	AVG	PF	D	PTS	AVG.	AST	TO	BK	STL	MIN	AVG.
1972-73	23		75	194	.386				31	45	.688	57	2.5	45		181	7.8						
1973-74	24		104	200	.520				38	54	.704	52	2.2			246	10.3						
	47		179	394	.454				69	99	.697	109	2.3			427	9.1						

GUNLAUGSSON, OLAFUR

YEAR	GP	GS	FGM	FGA	PCT.	3PT	FGA	PCT.	FTM	FTA	PCT.	REB	AVG	PF	D	PTS	AVG.	AST	TO	BK	STL	MIN	AVG.
2021-22	11	1	15	42	.357	14	38	.368	0	0	.000	14	1.3	15	1	44	4.0	7	7	0	3	104	9.5
2022-23	4	0	4	10	.400	4	9	.444	0	0	#DIV/0!	4	1.0	1	0	12	3.0	2	3	1	0	24	6.0
	15	1	19	52	.365	18	47	.383	0	0	#DIV/0!	18	1.2	16	1	56	3.7	9	10	1	3	128	8.5

GYORI, BOB

YEAR	GP	GS	FGM	FGA	PCT.	3PT	FGA	PCT.	FTM	FTA	PCT.	REB	AVG	PF	D	PTS	AVG.	AST	TO	BK	STL	MIN	AVG.
1984-85	30	29	68	169	.402				60	87	.689	72	.24	73	1	196	6.5	109	87	2	29	795	26.5
1985-86	30	27	85	189	.450				31	42	.738	60	2.0	70	0	201	6.7	117	64	7	31	882	29.4
	60	56	153	358	.427				91	129	.705	132	2.2	143	1	397	6.6	226	151	9	60	1677	28.0

HAGERDON, RANDY

YEAR	GP	GS	FGM	FGA	PCT.	3PT	FGA	PCT.	FTM	FTA	PCT.	REB	AVG	PF	D	PTS	AVG.	AST	TO	BK	STL	MIN	AVG.
1991-92	29	8	38	90	.422	0	2	.000	37	56	.661	97	3.4	48	0	113	3.9	19	29	21	8	393	13.6

HAMILTON, DEXTER

YEAR	GP	GS	FGM	FGA	PCT.	3PT	FGA	PCT.	FTM	FTA	PCT.	REB	AVG	PF	D	PTS	AVG.	AST	TO	BK	STL	MIN	AVG.
1993-94	26	7	17	63	.270	4	14	.286	47	67	.702	58	2.2	55	0	85	3.3	61	41	3	20	446	17.2
1994-95	27	0	9	30	.300	4	14	.286	42	53	.792	16	0.6	27	0	64	2.4	25	29	0	14	282	10.4
	53	7	26	93	.280	8	28	.286	89	120	.742	74	1.4	82	0	149	2.8	86	70	3	34	728	13.7

HAMAKER, BILL

YEAR	GP	GS	FGM	FGA	PCT.	3PT	FGA	PCT.	FTM	FTA	PCT.	REB	AVG	PF	D	PTS	AVG.	AST	TO	BK	STL	MIN	AVG.
1956-57	3		5	10	.500				3	5	.600	13	4.3	3		13	4.3						

HANNAH, KIRK

YEAR	GP	GS	FGM	FGA	PCT.	3PT	FGA	PCT.	FTM	FTA	PCT.	REB	AVG	PF	D	PTS	AVG.	AST	TO	BK	STL	MIN	AVG.
1973-74	15		10	35	.286				14	23	.609	45	3.0			34	2.3						

HANSON, BRETT

YEAR	GP	GS	FGM	FGA	PCT.	3PT	FGA	PCT.	FTM	FTA	PCT.	REB	AVG	PF	D	PTS	AVG.	AST	TO	BK	STL	MIN	AVG.
2016-17	29	20	157	355	.442	26	88	.295	36	65	.554	177	6.1	74	4	376	13.0	72	50	11	41	939	32.4
2017-18	32	31	237	451	.525	35	95	.368	66	109	.606	207	6.5	63	2	575	18.0	125	72	18	53	1158	18.0
2018-19	33	33	241	488	.494	16	66	.242	94	135	.696	247	7.5	80	0	592	17.9	93	73	14	61	1200	35.1
2019-20	31	31	283	568	.498	20	88	.227	109	161	.677	213	6.9	81	3	695	22.4	149	72	22	61	1094	35.3
	125	115	918	1862	.493	97	337	.288	305	470	.649	844	6.8	298	9	2238	17.9	439	267	65	216	4391	35.1

HANSON, GLENN

YEAR	GP	GS	FGM	FGA	PCT.	3PT	FGA	PCT.	FTM	FTA	PCT.	REB	AVG	PF	D	PTS	AVG.	AST	TO	BK	STL	MIN	AVG.
1984-85	31	26	202	371	.544				68	111	.607	238	7.6	83	3	472	15.2	54	68	16	38	925	29.8
1985-86	25	17	142	245	.560				55	70	.786	148	5.9	68	3	339	13.6	62	40	4	14	725	29.0
	56	43	344	616	.558				123	181	.680	386	6.9	151	6	811	14.5	116	108	20	52	1650	29.5

HARPER, SIMON

YEAR	GP	GS	FGM	FGA	PCT.	3PT	FGA	PCT.	FTM	FTA	PCT.	REB	AVG	PF	D	PTS	AVG.	AST	TO	BK	STL	MIN	AVG.
1970-71	26		170	315	.539				142	202	.703	282	10.9	82		482	18.5						
1971-72	28		193	280	.689				133	184	.722	303	10.8	82		519	18.5						
	54		363	595	.610				275	386	.712	585	10.8	164		1001	18.5						

HARRE, ANDY

YEAR	GP	GS	FGM	FGA	PCT.	3PT	FGA	PCT.	FTM	FTA	PCT.	REB	AVG	PF	D	PTS	AVG.	AST	TO	BK	STL	MIN	AVG.
1999-00	4	0	1	6	.167	1	3	.333	1	2	.500	1	0.2	1	0	4	1.0	0	0	0	0	5	1.2

HARRIS, JIM

YEAR	GP	GS	FGM	FGA	PCT.	3PT	FGA	PCT.	FTM	FTA	PCT.	REB	AVG	PF	D	PTS	AVG.	AST	TO	BK	STL	MIN	AVG.
1981-82	31	5	14	29	.483				21	27	.777	15	0.5	35	1	49	1.6	36	25	0	10	376	12.1
1982-83	30	0	13	29	.448				48	53	.905	16	0.5	44	1	74	2.5	36	29	0	14	366	12.2
1983-84	28	14	31	59	.525				34	43	.791	37	1.3	66	0	96	3.4	71	54	0	18	652	23.3
	89	19	58	117	.496				103	123	.837	68	0.8	145									

HARRIS, MITCH

YEAR	GP	GS	FGM	FGA	PCT.	3PT	FGA	PCT.	FTM	FTA	PCT.	REB	AVG	PF	D	PTS	AVG.	AST	TO	BK	STL	MIN	AVG.
1977-78	6		0	2	.000				1	2	.500	0	0.0			1	0.2	1	4	0	1		

HARRISON, COREY

YEAR	GP	GS	FGM	FGA	PCT.	3PT	FGA	PCT.	FTM	FTA	PCT.	REB	AVG	PF	D	PTS	AVG.	AST	TO	BK	STL	MIN	AVG.
2000-01	26	0	8	19	.421	0	2	.000	9	13	.692	18	0.7	27	0	25	1.0	7	11	0	7	139	5.3
2001-02	28	0	14	31	.452	1	10	.100	11	13	.846	23	0.8	53	1	40	1.4	18	19	2	17	294	10.5
	54	0	22	50	.440	1	12	.083	20	26	.769	41	0.8	80	1	65	1.2	25	30	2	24	433	8.0

HARTJE, ERIC

YEAR	GP	GS	FGM	FGA	PCT.	3PT	FGA	PCT.	FTM	FTA	PCT.	REB	AVG	PF	D	PTS	AVG.	AST	TO	BK	STL	MIN	AVG.
1982-83	10	0	5	10	.500				1	2	.500	2	0.2	1	0	11	1.1	1	3	0	1	26	2.6
1983-84	5	0	2	2	1.000				0	0	.000	1	0.2	1	0	4	0.8	0	1	0	0	6	1.2
1984-85	16	0	11	21	.523				11	16	.687	10	0.6	10	0	33	2.0	1	6	0	0	47	2.9
1985-86	13	0	8	17	.470				5	8	.625	11	0.8	7	0	21	1.6	1	4	0	0	56	4.3
	44	0	26	50	.520				17	26	.654	24	0.5	19	0	69	1.6	3	14	0	1	135	3.1

HAWKINS, ANDRE

YEAR	GP	GS	FGM	FGA	PCT.	3PT	FGA	PCT.	FTM	FTA	PCT.	REB	AVG	PF	D	PTS	AVG.	AST	TO	BK	STL	MIN	AVG.
2009-10	30	30	91	158	.576	0	0	.000	30	37	.811	123	4.1	87	2	212	7.1	14	29	17	12	583	19.4
2010-11	32	16	67	121	.554	0	0	.000	41	47	.872	99	3.1	69	1	175	5.5	12	21	17	12	494	15.4
2011-12	16	0	7	17	.412	0	0	.000	4	4	1.000	27	1.7	9	0	18	1.1	3	5	3	2	110	6.9
	78	46	165	296	.557	0	0	.000	75	88	.852	249	3.2	165	3	405	5.2	29	55	37	26	1187	15.2

HAYES, JIM

YEAR	GP	GS	FGM	FGA	PCT.	3PT	FGA	PCT.	FTM	FTA	PCT.	REB	AVG	PF	D	PTS	AVG.	AST	TO	BK	STL	MIN	AVG.
1965-66	24		143	334	.428				59	91	.648	135	5.4	86		345	13.8						
1966-67	24		89	238	.374				41	74	.554	85	3.5	74		219	9.1						
	48		232	572	.406				100	165	.606	220	4.6	160		564	11.8						

HAYES, MIKE

YEAR	GP	GS	FGM	FGA	PCT.	3PT	FGA	PCT.	FTM	FTA	PCT.	REB	AVG	PF	D	PTS	AVG.	AST	TO	BK	STL	MIN	AVG.
1979-80	33	33	190	349	.544				94	131	.717	181	5.5	114	7	474	14.3	52		10	70		
1980-81	32	32	174	291	.597				43	71	.605	214	6.6	110	8	391	12.2	48		10	47		
	65	65	364	640	.569				137	202	.678	395	6.1	224	15	865	13.3	100		20	117		

HEAD, SCOTT

YEAR	GP	GS	FGM	FGA	PCT.	3PT	FGA	PCT.	FTM	FTA	PCT.	REB	AVG	PF	D	PTS	AVG.	AST	TO	BK	STL	MIN	AVG.
1991-92	29	29	104	201	.517	5	9	.556	71	101	.703	145	5.0	80	2	284	9.8	47	62	10	35	747	25.8
1992-93	32	0	74	117	.633	4	8	.500	39	59	.661	108	3.4	78	0	191	6.0	52	57	10	24	546	17.1
	61	29	178	318	.560	9	17	.529	110	160	.688	253	4.1	158	2	475	7.8	99	119	20	59	1293	21.2

HEARD, DEREK

YEAR	GP	GS	FGM	FGA	PCT.	3PT	FGA	PCT.	FTM	FTA	PCT.	REB	AVG	PF	D	PTS	AVG.	AST	TO	BK	STL	MIN	AVG.
1998-99	24	0	18	35	.514	0	0	.000	13	24	.542	33	1.4	15	0	49	2.0	12	13	5	3	152	6.3
1999-00	34	34	85	173	.491	0	1	.000	65	93	.699	169	5.0	51	0	235	6.9	37	74	20	15	611	18.0
2000-01	30	30	134	260	.515	8	26	.308	89	128	.695	192	6.4	83	4	365	12.2	55	74	29	35	827	27.6
2001-02	29	29	141	261	.540	15	39	.385	118	151	.781	218	7.5	61	2	415	14.3	61	79	21	25	856	29.5
	117	93	378	729	.519	23	66	.348	285	396	.720	612	5.2	210	6	1064	9.1	165	240	75	78	2446	20.9

HEASTON, RICK

YEAR	GP	GS	FGM	FGA	PCT.	3PT	FGA	PCT.	FTM	FTA	PCT.	REB	AVG	PF	D	PTS	AVG.	AST	TO	BK	STL	MIN	AVG.
1967-68	12		14	32	.438				7	11	.636	7	0.6	4		35	2.9						
1968-69	21		50	130	.384				17	24	.680	21	1.0	18	0	117	5.6						
1969-70	22		109	264	.413				52	69	.754	52	2.4	45		270	12.3						
	55		173	426	.406				76	104	.731	80	1.5	67		422	7.7						

HIGH, JOSH

YEAR	GP	GS	FGM	FGA	PCT.	3PT	FGA	PCT.	FTM	FTA	PCT.	REB	AVG	PF	D	PTS	AVG.	AST	TO	BK	STL	MIN	AVG.
1968-69	16		67	155	.432				31	39	.795	107	6.7	37	1	165	10.3						
1969-70	23		89	227	.392				53	74	.716	132	5.7	57		231	10.1						
1970-71	26		142	316	.449				52	69	.753	205	7.9	80		336	12.9						
	65		298	698	.427				136	182	.747	444	6.8	174		723	11.3						

HILL, MELIQUE

YEAR	GP	GS	FGM	FGA	PCT.	3PT	FGA	PCT.	FTM	FTA	PCT.	REB	AVG	PF	D	PTS	AVG.	AST	TO	BK	STL	MIN	AVG.
2012-13	8	0	0	4	.000	0	2	.000	0	0	.000	1	0.1	3	0	0	0.0	1	1	0	1	13	1.6
2013-14	12	0	0	6	.000	0	1	.000	2	2	1.000	2	0.2	3	0	2	0.2	0	3	0	1	18	1.5
2014-15	18	0	1	19	.053	0	7	.000	0	2	.000	4	0.2	4	0	2	0.1	3	9	0	0	27	2.1
2015-16	12	1	1	13	.077	0	4	.000	5	7	.714	2	0.2	3	0	7	0.6	1	4	0	1	29	2.4
	50	1	2	42	.048	0	14	.000	7	11	.636	9	0.2	13	0	11	0.2	5	17	0	3	87	1.7

HINTON, JALYN

YEAR	GP	GS	FGM	FGA	PCT.	3PT	FGA	PCT.	FTM	FTA	PCT.	REB	AVG	PF	D	PTS	AVG.	AST	TO	BK	STL	MIN	AVG.
2019-20	28	25	173	258	.671	0	2	.000	76	127	.598	244	8.7	59	1	422	15.1	78	57	95	27	850	30.4
2020-21	12	12	108	181	.597	0	1	.000	35	57	.614	121	10.1	28	0	251	20.9	36	37	40	7	456	38.0
	40	37	281	439	.640	0	3	.000	111	184	.603	365	9.1	87	1	673	16.8	114	94	135	34	1306	32.7

HOLDEN, SCOTT

YEAR	GP	GS	FGM	FGA	PCT.	3PT	FGA	PCT.	FTM	FTA	PCT.	REB	AVG	PF	D	PTS	AVG.	AST	TO	BK	STL	MIN	AVG.
1996-97	14	0	18	50	.360	1	4	.250	15	36	.417	47	3.4	29	0	52	3.7	33	42	2	24	276	19.7
1997-98	30	9	60	145	.414	8	25	.320	41	75	.547	92	3.1	76	1	169	5.6	101	69	1	51	684	22.8
1998-99	36	30	47	139	.338	5	29	.172	40	70	.571	111	3.1	78	2	139	3.9	138	82	4	58	849	23.6
	80	39	125	334	.374	14	58	.241	96	181	.530	250	3.1	183	3	360	4.5	272	193	7	133	1809	22.6

HOLDER, PHIL

YEAR	GP	GS	FGM	FGA	PCT.	3PT	FGA	PCT.	FTM	FTA	PCT.	REB	AVG	PF	D	PTS	AVG.	AST	TO	BK	STL	MIN	AVG.
1985-86	29	2	87	144	.604				76	97	.784	106	3.7	62	1	250	8.6	21	70	4	8	445	15.3
1986-87	32	29	164	316	.519	6	10	.600	97	133	.729	195	6.1	88	2	431	13.5	42	99	23	22	900	30.0
	61	31	251	460	.546	6	10	.600	173	230	.752	301	4.9	150	3	681	11.2	63	169	27	30	1345	22.0

HOLMQUEST, KEVIN

YEAR	GP	GS	FGM	FGA	PCT.	3PT	FGA	PCT.	FTM	FTA	PCT.	REB	AVG	PF	D	PTS	AVG.	AST	TO	BK	STL	MIN	AVG.
1992-93	5	0	1	2	.500	0	0	.000	0	0	.000	1	0.2	1	0	2	0.4	0	0	0	2	5	1.0

HOPKINS, GREG

YEAR	GP	GS	FGM	FGA	PCT.	3PT	FGA	PCT.	FTM	FTA	PCT.	REB	AVG	PF	D	PTS	AVG.	AST	TO	BK	STL	MIN	AVG.
2003-04	4	0	0	0	.000	0	0	.000	0	0	.000	0	0.0	0	0	0	0	0	0	0	0	8	2.0

HOPKINS, ROBERT

YEAR	GP	GS	FGM	FGA	PCT.	3PT	FGA	PCT.	FTM	FTA	PCT.	REB	AVG	PF	D	PTS	AVG.	AST	TO	BK	STL	MIN	AVG.
1957-58	19		23	67	.343				16	44	.360	99	5.2	29	1	62	3.2						
1958-59	19		21	51	.411				14	23	.608	68	3.5	25	0	58	3.5						
1959-60	22		50	114	.404				35	57	.601	144	6.5	48		135	7.3						
1960-61	10		31	60	.517				26	37	.703	77	7.7	27	3	88	8.8						
CAREER	70		125	292	.428				91	161	.565	388	5.5	129		343	4.9						

HUBBLE, JAY

YEAR	GP	GS	FGM	FGA	PCT.	3PT	FGA	PCT.	FTM	FTA	PCT.	REB	AVG	PF	D	PTS	AVG.	AST	TO	BK	STL	MIN	AVG.
2008-09	18	0	2	11	.182	1	6	.167	12	16	.750	3	0.2	8	0	17	0.9	11	7	0	2	58	3.2
2009-10	25	0	24	54	.444	13	24	.542	24	33	.727	15	0.6	19	0	85	3.4	24	15	0	8	204	8.2
2010-11	30	0	28	63	.444	12	25	.480	30	34	.882	14	0.5	21	0	98	3.3	38	13	0	10	262	8.7
2011-12											(did not play)												
2012-13	26	0	9	33	.273	8	27	.296	8	8	1.000	9	0.3	9	0	34	1.3	11	5	0	5	139	5.3
	99	0	63	161	.391	34	82	.415	74	91	.813	41	0.4	57	0	234	2.4	84	40	0	25	663	6.7

HUBER, MIKE

YEAR	GP	GS	FGM	FGA	PCT.	3PT	FGA	PCT.	FTM	FTA	PCT.	REB	AVG	PF	D	PTS	AVG.	AST	TO	BK	STL	MIN	AVG.
1963-64	20		59	145	.407				37	57	.647	82	4.1	56		155	7.7						
1964-65	24		189	381	.496				95	128	.750	218	9.0	72	2	472	19.7						
1965-66	24		163	339	.480				98	132	.742	171	7.1	60		424	17.7						
	68		411	865	.475				230	317	.726	471	6.9	188		1051	15.5						

HULL, GARRETT

YEAR	GP	GS	FGM	FGA	PCT.	3PT	FGA	PCT.	FTM	FTA	PCT.	REB	AVG	PF	D	PTS	AVG.	AST	TO	BK	STL	MIN	AVG.
2004-05	24	3	30	85	.353	4	19	.211	14	33	.424	34	1.4	39	0	78	3.3	14	25	0	7	248	10.3
2005-06	26	6	33	74	.446	3	14	.214	13	29	.448	34	1.3	31	0	82	3.2	16	26	5	6	310	11.9
2006-07	23	2	55	152	.362	7	33	.212	16	26	.615	74	3.2	34	1	133	5.8	28	34	5	12	377	16.4
	73	11	118	311	.379	14	66	.212	43	88	.489	142	1.9	104	1	293	4.0	58	85	10	25	935	12.8

HUMBERT, CHRISTOPHE

YEAR	GP	GS	FGM	FGA	PCT.	3PT	FGA	PCT.	FTM	FTA	PCT.	REB	AVG	PF	D	PTS	AVG.	AST	TO	BK	STL	MIN	AVG.
1999-00	34	0	73	135	.541	0	0	.000	54	84	.643	139	4.1	69	0	200	5.9	15	39	20	12	391	11.5
2000-01	30	30	169	316	.535	0	0	.000	127	205	.620	286	9.5	101	5	465	15.5	23	76	70	42	829	27.6
2001-02	29	29	154	284	.542	5	12	.417	136	212	.642	246	8.5	88	2	449	15.5	23	74	72	26	812	28.0
	93	59	396	735	.539	5	12	.417	317	501	.633	671	7.2	258	7	1114	12.0	61	189	162	80	2032	21.8

JENKINS, BRANDON

YEAR	GP	GS	FGM	FGA	PCT.	3PT	FGA	PCT.	FTM	FTA	PCT.	REB	AVG	PF	D	PTS	AVG.	AST	TO	BK	STL	MIN	AVG.
2007-08	33	4	125	274	.456	86	177	.486	43	56	.768	88	2.7	66	0	379	11.5	84	44	1	31	857	26.0
2008-09	36	29	124	328	.378	57	163	.350	70	79	.886	171	4.8	49	1	375	10.4	119	54	0	25	942	26.2
2009-10	30	30	132	292	.452	61	131	.466	42	52	.808	149	5.0	24	0	367	12.2	145	46	5	46	937	31.2
2010-11	32	32	140	346	.405	61	158	.386	70	89	.787	208	6.5	36	1	411	12.8	163	35	2	36	1099	34.3
	131	95	521	1240	.420	265	629	.421	225	276	.815	616	4.7	175	2	1532	11.7	511	179	8	138	3835	29.3

JENKINS, TERRY

YEAR	GP	GS	FGM	FGA	PCT.	3PT	FGA	PCT.	FTM	FTA	PCT.	REB	AVG	PF	D	PTS	AVG.	AST	TO	BK	STL	MIN	AVG.
2008-09	32	0	81	213	.380	56	141	.397	18	26	.692	49	1.5	41	0	236	7.4	31	19	4	12	513	16.0
2009-10	30	30	128	312	.410	79	186	.425	46	65	.708	97	3.2	43	0	381	12.7	71	28	3	24	843	28.1
2010-11	28	15	128	270	.474	70	161	.435	86	108	.796	93	3.3	53	0	412	14.7	58	44	5	33	757	27.0
	90	45	337	795	.424	205	488	.420	150	199	.754	239	2.7	137	0	1029	11.4	160	91	12	69	2113	23.5

JOHNSON, BUDDY

YEAR	GP	GS	FGM	FGA	PCT.	3PT	FGA	PCT.
------	----	----	-----	-----	------	-----	-----	------

JOHNSON, JERRY

YEAR	GP	GS	FGM	FGA	PCT.	3PT	FGA	PCT.	FTM	FTA	PCT.	REB	AVG	PF	D	PTS	AVG.	AST	TO	BK	STL	MIN	AVG.
1984-85	31	26	105	214	.490				82	115	.713	74	2.3	74	5	292	9.4	140	92	0	59	957	30.9
1985-86	33	33	125	229	.546				75	114	.658	66	2.0	64	1	325	9.8	178	92	0	59	1093	33.1
1986-87	32	32	146	311	.469	18	46	.469	101	141	.716	91	2.8	73	2	411	12.8	201	121	3	64	1098	34.3
1987-88	34	34	231	421	.549	39	89	.438	133	180	.739	102	3.0	73	1	634	18.6	249	96	0	101	1114	32.8
	130	125	607	1175	.517	57	135	.422	391	550	.711	333	2.6	284	9	1662	12.8	768	401	3	283	4262	32.8

JOHNSON, JIMMY

YEAR	GP	GS	FGM	FGA	PCT.	3PT	FGA	PCT.	FTM	FTA	PCT.	REB	AVG	PF	D	PTS	AVG.	AST	TO	BK	STL	MIN	AVG.
1990-91	5	0	4	7	.571	2	5	.400	1	2	.500	0	0.0	3	0	11	2.2	0	5	0	0	10	2.0

JOHNSON, MOSES

YEAR	GP	GS	FGM	FGA	PCT.	3PT	FGA	PCT.	FTM	FTA	PCT.	REB	AVG	PF	D	PTS	AVG.	AST	TO	BK	STL	MIN	AVG.
1979-80	25	1	26	51	.509				11	16	.687	16	0.6	8	0	63	2.5	14		0	4		
1980-81	21	0	47	78	.602				16	22	.737	18	0.8	18	0	110	5.2	19		0	12		
1981-82	31	31	131	236	.555				28	39	.718	147	4.7	49	1	290	9.4	101	73	3	23	1123	36.2
1982-83	29	20	136	239	.569				29	37	.783	98	3.4	59	1	301	10.4	45	45	2	25	890	30.7
	106	52	340	604	.563				84	114	.737	279	2.6	134	2	764	7.2	179		5	64		

JOHNSON, SHERMAN

YEAR	GP	GS	FGM	FGA	PCT.	3PT	FGA	PCT.	FTM	FTA	PCT.	REB	AVG	PF	D	PTS	AVG.	AST	TO	BK	STL	MIN	AVG.
1990-91	32	5	42	112	.375	31	93	.333	34	42	.810	48	1.5	39	0	149	4.7	55	34	3	28	507	15.8

JOHNSON, SHERMAN

YEAR	GP	GS	FGM	FGA	PCT.	3PT	FGA	PCT.	FTM	FTA	PCT.	REB	AVG	PF	D	PTS	AVG.	AST	TO	BK	STL	MIN	AVG.
1989-90	27	0	34	82	.415	28	67	.418	13	18	.722	23	0.9	39	0	109	4.0	30	23	1	12	326	11.2

JOHNSON, VERNON

YEAR	GP	GS	FGM	FGA	PCT.	3PT	FGA	PCT.	FTM	FTA	PCT.	REB	AVG	PF	D	PTS	AVG.	AST	TO	BK	STL	MIN	AVG.
1976-77	18		37	117	.316				30	41	.732	99	5.8			104	5.8						

JONES, BILL

YEAR	GP	GS	FGM	FGA	PCT.	3PT	FGA	PCT.	FTM	FTA	PCT.	REB	AVG	PF	D	PTS	AVG.	AST	TO	BK	STL	MIN	AVG.
1960-61	17		16	39	.410				12	15	.800	42	2.5	29	2	43	2.5						

JONES, JA'KWAN "SLINKY"

YEAR	GP	GS	FGM	FGA	PCT.	3PT	FGA	PCT.	FTM	FTA	PCT.	REB	AVG	PF	D	PTS	AVG.	AST	TO	BK	STL	MIN	AVG.
2017-18	32	32	109	267	.408	25	88	.284	40	70	.571	178	5.6	103	6	283	8.8	31	52	56	35	879	27.5
2018-19	33	33	140	317	.442	40	129	.310	72	109	.626	227	6.9	106	4	392	11.9	51	47	45	34	1042	31.6
	65	65	249	584	.426	65	217	.300	112	179	.626	405	6.2	209	10	675	10.4	82	99	101	69	1921	29.6

JONES, JAMES

YEAR	GP	GS	FGM	FGA	PCT.	3PT	FGA	PCT.	FTM	FTA	PCT.	REB	AVG	PF	D	PTS	AVG.	AST	TO	BK	STL	MIN	AVG.
1969-70	18		28	83	.337				24	41	.585	58	3.8	37		80	4.5						
1970-71	7		11	25	.440				4	6	.667	14	2.0	4		26	3.7						
1971-72	17		53	81	.654				17	40	.425	62	3.6	31		125	6.2						
	42		92	189	.487				45	87	.517	134	3.2	72		231	5.5						

JONES, JAMES

YEAR	GP	GS	FGM	FGA	PCT.	3PT	FGA	PCT.	FTM	FTA	PCT.	REB	AVG	PF	D	PTS	AVG.	AST	TO	BK	STL	MIN	AVG.
2003-04	16	0	11	32	.344	5	11	.455	5	16	.313	33	2.1	14	0	32	2.0	5	21	2	2	149	9.3

JONES, TREY

YEAR	GP	GS	FGM	FGA	PCT.	3PT	FGA	PCT.	FTM	FTA	PCT.	REB	AVG	PF	D	PTS	AVG.	AST	TO	BK	STL	MIN	AVG.
2020-21	5	0	4	10	.400	2	5	.400	0	0	.000	11	2.2	11	1	10	2.0	2	1	3	0	26	5.2
2021-22	14	0	7	15	.467	0	1	.000	4	4	1.000	18	1.3	15	0	18	1.3	4	4	3	7	68	4.9
2022-23	21	0	36	57	.632	0	1	.000	10	10	1.000	56	2.7	22	0	82	3.9	11	10	19	5	208	9.9
	40	0	47	82	.573	2	7	.286	14	14	1.000	85	2.1	48	1	110	2.8	17	15	25	12	302	7.6

JORDAN, MALIK

YEAR	GP	GS	FGM	FGA	PCT.	3PT	FGA	PCT.	FTM	FTA	PCT.	REB	AVG	PF	D	PTS	AVG.	AST	TO	BK	STL	MIN	AVG.
2019-20	5	0	1	1	1.000	0	0	.000	0	0	.000	2	0.4	3	0	2	0.4	2	1	0	1	15	3.0

JUNE, R.J.

YEAR	GP	GS	FGM	FGA	PCT.	3PT	FGA	PCT.	FTM	FTA	PCT.	REB	AVG	PF	D	PTS	AVG.	AST	TO	BK	STL	MIN	AVG.
2015-16	21	4	24	56	.429	10	30	.333	8	11	.727	47	2.2	42	3	66	3.1	11	17	13	4	221	10.5
2016-17	18	0	8	22	.364	2	11	.182	8	9	.889	26	1.4	17	0	26	1.4	5	5	2	2	106	5.9
2017-18	2	0	0	2	.000	0	1	.000	2	2	1.000	1	0.5	1	0	2	1.0	0	0	1	0	5	2.5
	41	4	32	80	.400	12	42	.256	18	22	.818	74	1.8	60	3	94	2.3	16	22	16	6	332	8.1

JURECKO, JOHN

YEAR	GP	GS	FGM	FGA	PCT.	3PT	FGA	PCT.	FTM	FTA	PCT.	REB	AVG	PF	D	PTS	AVG.	AST	TO	BK	STL	MIN	AVG.
1966-67	22		77	159	.484				40	58	.690	152	6.9	60		194	8.8						
1967-68	24		106	232	.457				35	45	.778	168	7.0	77		247	10.3						
1968-69	23		75	186	.403				46	75	.613	166	7.2	34		196	8.3						
1969-70	16		29	58	.500				9	14	.643	46	2.8	40		67	4.2						
	85		287	635	.452				130	192	.677	532	6.3	211		704	8.3						

KABALAOUI, FARRIS

YEAR	GP	GS	FGM	FGA	PCT.	3PT	FGA	PCT.	FTM	FTA	PCT.	REB	AVG	PF	D	PTS	AVG.	AST	TO	BK	STL	MIN	AVG.
2019-20	3	0	0	0	.000	0	0	.000	0	0	.000	1	0.3	1	0	0	0.0	0	1	0	0	5	1.7
2019-20	3	0	0	0	.000	0	0	.000	0	0	.000	1	0.3	1	0	0	0.0	0	1	0	0	5	1.7
2020-21	6	0	3	5	.600	1	1	.000	1	3	.333	2	0.3	5	0	8	1.3	0	1	0	0	15	2.5
2021-22	1	0	1	1	1.000	0	0	.000	0	0	.000	1	1.0	1	0	2	2.0	1	1	0	0	3	3.0
2022-23	8	1	8	11	.727	0	0	.000	1	1	1.000	14	1.8	3	0	17	2.1	5	5	0	1	32	4.0
	21	1	12	17	.706	1	1	1.000	2	4	.500	19	0.9	11	0	27	1.3	6	9	0	1	60	2.9

KARELL, DYLAN

YEAR	GP	GS	FGM	FGA	PCT.	3PT	FGA	PCT.	FTM	FTA	PCT.	REB	AVG	PF	D	PTS	AVG.	AST	TO	BK	STL	MIN	AVG.
2015-16	17	10	23	43	.535	0	0	.000	17	39	.436	67	3.9	26	0	63	3.7	22	13	13	6	303	17.8

KEARNEY, KRIS

YEAR	GP	GS	FGM	FGA	PCT.	3PT	FGA	PCT.	FTM	FTA	PCT.	REB	AVG	PF	D	PTS	AVG.	AST	TO	BK	STL	MIN	AVG.
1985-86	29	19	82	148	.554				76	102	.745	138	4.8	58	1	240	8.3	27	29	8	15	574	19.8
1986-87	30	30	168	268	.627	0	0	.000	131	182	.720	226	7.5	82	2	470	15.7	40	61	30	30	1009	33.6
1987-88	34	34	228	349	.653	0	0	.000	128	171	.749	321	9.4	75	2	584	17.2	80	65	34	47	1059	31.1
1988-89	30	30	226	345	.655	0	1	.000	123	179	.687	261	8.7	64	0	575	19.2	49	61	28	38	980	32.7
	123	113	704	1110	.634	0	1	.000	458	634	.722	946	7.7	279	5	1869	15.2	196	216	100	130	3622	29.4

KELLY, TYLER

YEAR	GP	GS	FGM	FGA	PCT.	3PT	FGA	PCT.	FTM	FTA	PCT.	REB	AVG	PF	D	PTS	AVG.	AST	TO	BK	STL	MIN	AVG.
2011-12	30	20	54	142	.380	22	61	.361	49	74	.662	77	2.6	70	1	179	6.0	118	47	1	34	756	25.2
2012-13	33	32	51	132	.386	31	85	.365	28	54	.519	73	2.2	82	4	161	4.9	117	53	1	33	687	20.8
2013-14	31	31	80	213	.376	36	123	.683	84	123	.683	97	3.1	95	4	280	9.0	131	71	0	30	772	24.9
2014-15	37	37	104	265	.392	70	194	.361	84	116	.724	155	4.2	79	0	362	9.8	132	74	1	35	1003	27.1
	131	120	289	752	.384	159	463	.343	245	367	.668	402	3.1	326	9	982	7.5	498	245	3	132	3218	24.6

KENNEDY, TED

YEAR	GP	GS	FGM	FGA	PCT.	3PT	FGA	PCT.	FTM	FTA	PCT.	REB	AVG	PF	D	PTS	AVG.	AST	TO	BK	STL	MIN	AVG.
1984-85	31	7	132	217	.608				68	95	.715	109	3.5	67	0	332	10.7	18	41	10	22	590	19.0
1985-86	29	20	88	149	.590				46	68	.676	95	3.3	57	3	222	7.7	17	46	2	20	607	20.9
	60	27	220	366	.601				114	163	.699	204	3.4	124	3	554	9.2	35	87	12	42	1197	20.0

KERE, INNOCENT

YEAR	GP	GS	FGM	FGA	PCT.	3PT	FGA	PCT.	FTM	FTA	PCT.	REB	AVG	PF	D	PTS	AVG.	AST	TO	BK	STL	MIN	AVG.
1997-98	30	30	95	184	.516	0	0	.000	71	105	.676	248	8.3	64	0	261	8.7	9	57	32	32	600	20.0
1998-99	36	36	173	331	.523	0	0	.000	107	162	.660	337	9.4	98	4	453	12.6	14	79	92	29	1011	28.1
1999-00	34	34	172	338	.509	0	0	.000	119	188	.633	293	8.6	62	0	463	13.6	16	69	33	27	895	26.3
	100	100	440	853	.516	0	0	.000	297	455	.653	878	8.8	224	4	1177	11.8	39	205	157	88	2506	25.1

KERLEY, JOHN

YEAR	GP	GS	FGM	FGA	PCT.	3PT	FGA	PCT.	FTM	FTA	PCT.	REB	AVG	PF	D	PTS	AVG.	AST	TO	BK	STL	MIN	AVG.
1993-94	6	0	2	7	.286	0	0	.000	2	4	.500	4	0.7	2	0	6	1.0	0	2	0	0	17	2.8

KERSHNER, ED

YEAR	GP	GS	FGM	FGA	PCT.	3PT	FGA	PCT.	FTM	FTA	PCT.	REB	AVG	PF	D	PTS	AVG.	AST	TO	BK	STL	MIN	AVG.
1959-60	19		29	78	.307				14	23	.600	40	2.1	11		72	3.8						
1960-61	24		103	282	.365				42	88	.477	73	3.0	44	0	248	10.5						
1961-62	25		126	327	.385				78	114	.684	112	4.4	45		330	13.2						
1962-63	4		19	42	.440				10	21	.475	4	1.0	4		48	12.0						
	72		277	729	.380				144	246	.585	229	3.2	104		698	9.7						

KIESLER, PIERCE

YEAR	GP	GS	FGM	FGA	PCT.	3PT	FGA	PCT.	FTM	FTA	PCT.	REB	AVG	PF	D	PTS	AVG.	AST	TO	BK	STL	MIN	AVG.
2018-19	11	0	4	9	.444	1	6	.167	0	0	.000	3	0.3	3	0	9	0.8	0	0	0	0	29	2.6
2019-20	18	0	4	9	.444	1	3	.333	1	4	.250	12	0.7	11	0	10	0.6	2	4	1	1	54	3.0
2020-21	8	5	17	35	.486	4	13	.308	2	4	.500	20	2.5	13	0	40	5.0	4	5	1	2	142	17.8
2021-22	10	2	5	19	.263	0	5	.000	5	6	.833	10	1.0	6	0	15	1.5	0	1	0	1	68	6.8
	47	7	30	72	.417	6	27	.222	8	14	.571	45	1.0	33	0	74	1.6	6	10	2	4	293	6.2

KING, MARK

YEAR	GP	GS	FGM	FGA	PCT.	3PT	FGA	PCT.	FTM	FTA	PCT.	REB	AVG	PF	D	PTS	AVG.	AST	TO	BK	STL	MIN	AVG.
1979-80	33	0	112	201	.557				38	58	.655	77	2.3			262	7.9	31		3	15		
1980-81	31	7	85	173	.481				44	56	.785	54	1.8	34	0	214	6.9	22		7	15		
1981-82	32	32	245	439	.558				126	143	.881	206	6.4	87	5	616	19.3	88	65	11	33	1134	35.4
	96	39	442	813	.544				208	257	.809	337	3.5			1092	11.4	141		21	63		

KNAPPENBERGER, GAIL

YEAR	GP	GS	FGM	FGA	PCT.	3PT	FGA	PCT.	FTM	FTA	PCT.	REB	AVG	PF	D	PTS	AVG.	AST	TO	BK	STL	MIN	AVG.
1963-64	12		1	3	.333				5	6	.833	4	0.3	2		7	0.6						
1964-65	15		11	28	.393				5	14	.357	17	1.1	26	2	27	1.8						
1965-66	15		9	19	.473				2	9	.222	15	0.1	7		20	1.3						
	42		21	50	.420				12	29	.414	36	0.9	35		54	1.3						

KNECHT, SCOTT

Table with 24 columns: YEAR, GP, GS, FGM, FGA, PCT., 3PT, FGA, PCT., FTM, FTA, PCT., REB, AVG, PF, D, PTS, AVG., AST, TO, BK, STL, MIN, AVG.

LANE, DOMINIC

Table with 24 columns: YEAR, GP, GS, FGM, FGA, PCT., 3PT, FGA, PCT., FTM, FTA, PCT., REB, AVG, PF, D, PTS, AVG., AST, TO, BK, STL, MIN, AVG.

LAPOLLA, NICK

Table with 24 columns: YEAR, GP, GS, FGM, FGA, PCT., 3PT, FGA, PCT., FTM, FTA, PCT., REB, AVG, PF, D, PTS, AVG., AST, TO, BK, STL, MIN, AVG.

LASCH, JACK

Table with 24 columns: YEAR, GP, GS, FGM, FGA, PCT., 3PT, FGA, PCT., FTM, FTA, PCT., REB, AVG, PF, D, PTS, AVG., AST, TO, BK, STL, MIN, AVG.

LAWN, LES

Table with 24 columns: YEAR, GP, GS, FGM, FGA, PCT., 3PT, FGA, PCT., FTM, FTA, PCT., REB, AVG, PF, D, PTS, AVG., AST, TO, BK, STL, MIN, AVG.

LAWTON, JONATHAN

Table with 24 columns: YEAR, GP, GS, FGM, FGA, PCT., 3PT, FGA, PCT., FTM, FTA, PCT., REB, AVG, PF, D, PTS, AVG., AST, TO, BK, STL, MIN, AVG.

LEDLOW, JOEL

Table with 24 columns: YEAR, GP, GS, FGM, FGA, PCT., 3PT, FGA, PCT., FTM, FTA, PCT., REB, AVG, PF, D, PTS, AVG., AST, TO, BK, STL, MIN, AVG.

LEE, CHRIS

Table with 24 columns: YEAR, GP, GS, FGM, FGA, PCT., 3PT, FGA, PCT., FTM, FTA, PCT., REB, AVG, PF, D, PTS, AVG., AST, TO, BK, STL, MIN, AVG.

LEITNAKER, BRANT

Table with 24 columns: YEAR, GP, GS, FGM, FGA, PCT., 3PT, FGA, PCT., FTM, FTA, PCT., REB, AVG, PF, D, PTS, AVG., AST, TO, BK, STL, MIN, AVG.

LESTER, MARSHALL

Table with 24 columns: YEAR, GP, GS, FGM, FGA, PCT., 3PT, FGA, PCT., FTM, FTA, PCT., REB, AVG, PF, D, PTS, AVG., AST, TO, BK, STL, MIN, AVG.

LESTER, MIKE

Table with 24 columns: YEAR, GP, GS, FGM, FGA, PCT., 3PT, FGA, PCT., FTM, FTA, PCT., REB, AVG, PF, D, PTS, AVG., AST, TO, BK, STL, MIN, AVG.

LEULY, JEAN-NOEL

Table with 24 columns: YEAR, GP, GS, FGM, FGA, PCT., 3PT, FGA, PCT., FTM, FTA, PCT., REB, AVG, PF, D, PTS, AVG., AST, TO, BK, STL, MIN, AVG.

LEWIS, FRED

YEAR	GP	GS	FGM	FGA	PCT.	3PT	FGA	PCT.	FTM	FTA	PCT.	REB	AVG	PF	D	PTS	AVG.	AST	TO	BK	STL	MIN	AVG.
1965-66	22		26	68	.382				20	35	.571	18	0.8	31		72	3.3						
1966-67	23		29	85	.341				19	28	.680	48	2.1	44		77	3.3						
1967-68	24		73	179	.408				69	84	.821	63	2.6	68		217	9.0						
1968-69	25		100	213	.469				82	110	.745	76	3.0	68	1	282	11.3						
	94		228	545	.418				190	257	.739	205	2.2	211		648	6.9						

LOGAN, TYLER

YEAR	GP	GS	FGM	FGA	PCT.	3PT	FGA	PCT.	FTM	FTA	PCT.	REB	AVG	PF	D	PTS	AVG.	AST	TO	BK	STL	MIN	AVG.
2013-14	27	0	34	97	.351	16	60	.267	5	10	.500	39	1.4	24	0	89	3.3	25	13	4	15	315	11.7
2014-15	37	37	84	198	.424	38	101	.376	13	20	.650	113	3.1	62	0	219	5.9	81	29	9	32	711	19.2
	64	37	118	295	.400	54	161	.335	18	30	.600	152	2.4	86	0	308	4.8	106	42	13	47	1026	16.0

LOUIS, NOAH

YEAR	GP	GS	FGM	FGA	PCT.	3PT	FGA	PCT.	FTM	FTA	PCT.	REB	AVG	PF	D	PTS	AVG.	AST	TO	BK	STL	MIN	AVG.
2022-23	24	0	20	34	.588	0	2	.000	7	15	.467	26	1.1	30	0	47	2.0	1	7	7	6	163	6.8

LOWMAN, BLAKE

YEAR	GP	GS	FGM	FGA	PCT.	3PT	FGA	PCT.	FTM	FTA	PCT.	REB	AVG	PF	D	PTS	AVG.	AST	TO	BK	STL	MIN	AVG.
2012-13	10	0	2	4	.500	2	4	.500	1	4	.250	4	0.4	3	0	7	0.7	0	1	0	0	20	2.0

LOZANO, MARCANTHONY

YEAR	GP	GS	FGM	FGA	PCT.	3PT	FGA	PCT.	FTM	FTA	PCT.	REB	AVG	PF	D	PTS	AVG.	AST	TO	BK	STL	MIN	AVG.
2013-14	9	0	1	3	.333	1	3	.333	0	0	.000	1	0.1	0	0	3	0.3	1	0	0	0	8	0.9
2014-15	3	0	0	2	.000	0	2	.000	2	6	.333	1	0.3	4	0	2	0.7	1	1	0	0	9	3.0
	12	0	1	5	.200	1	5	.200	2	6	.333	2	0.2	4	0	5	0.4	2	1	0	0	17	1.4

LUKE, WADE

YEAR	GP	GS	FGM	FGA	PCT.	3PT	FGA	PCT.	FTM	FTA	PCT.	REB	AVG	PF	D	PTS	AVG.	AST	TO	BK	STL	MIN	AVG.
1983-84	22	8	11	29	.379				7	13	.538	23	1.0	39	2	29	1.3	53	40	1	13	312	14.2
1984-85	29	5	17	38	.447				17	35	.485	21	0.7	34	1	51	1.7	55	42	1	33	311	10.7
1986-86	26	0	14	29	.482				14	27	.518	16	0.6	24	1	42	1.6	49	28	0	13	208	8.0
1986-87	32	3	36	80	.450	1	1	1.000	55	80	.688	53	1.7	49	1	128	4.0	92	59	1	33	577	18.0
	109	16	78	176	.443	1	1	1.000	93	155	.600	113	1.0	146	5	250	2.3	249	169	3	92	1408	12.9

MARELLO, BEN

YEAR	GP	GS	FGM	FGA	PCT.	3PT	FGA	PCT.	FTM	FTA	PCT.	REB	AVG	PF	D	PTS	AVG.	AST	TO	BK	STL	MIN	AVG.
2017-18	29	16	106	207	.512	15	52	.288	40	63	.635	79	2.7	67	3	267	9.2	59	47	11	18	695	24.0
2018-19	33	33	115	245	.469	31	78	.397	60	84	.714	95	2.9	71	0	321	9.7	43	34	15	27	925	28.0
	62	49	221	452	.489	46	130	.354	100	147	.680	174	2.8	138	3	588	9.5	102	81	26	45	1620	26.1

MARIO, FABRICE

YEAR	GP	GS	FGM	FGA	PCT.	3PT	FGA	PCT.	FTM	FTA	PCT.	REB	AVG	PF	D	PTS	AVG.	AST	TO	BK	STL	MIN	AVG.
1997-98	6	0	2	5	.400	0	1	.000	0	0	.000	3	0.5	1	0	4	0.7	0	0	0	0	9	1.5
1998-99	7	0	4	7	.571	1	2	.500	1	2	.500	2	0.3	3	0	10	1.4	0	2	1	0	9	1.3
1999-00	4	0	2	3	.667	1	1	1.000	0	0	.000	0	0.0	1	0	5	1.2	0	0	0	0	5	1.2
2000-01	22	0	10	20	.500	0	1	.000	9	12	.750	25	1.1	14	0	29	1.3	2	7	1	2	102	4.6
	39	0	18	35	.514	2	5	.400	10	14	.714	30	0.8	19	0	48	1.2	2	9	2	2	125	3.2

MAYER, MARCUS

YEAR	GP	GS	FGM	FGA	PCT.	3PT	FGA	PCT.	FTM	FTA	PCT.	REB	AVG	PF	D	PTS	AVG.	AST	TO	BK	STL	MIN	AVG.
1992-93	10	0	10	21	.476	0	5	.000	2	7	.286	13	1.3	0	0	22	2.2	3	6	3	4	42	4.2

MAYES, VAN

YEAR	GP	GS	FGM	FGA	PCT.	3PT	FGA	PCT.	FTM	FTA	PCT.	REB	AVG	PF	D	PTS	AVG.	AST	TO	BK	STL	MIN	AVG.
1987-88	22	13	75	140	.536	0	4	.000	30	42	.714	83	3.8	45	1	180	8.2	31	51	6	20	443	20.1

McCLANAHAN, ALEX

YEAR	GP	GS	FGM	FGA	PCT.	3PT	FGA	PCT.	FTM	FTA	PCT.	REB	AVG	PF	D	PTS	AVG.	AST	TO	BK	STL	MIN	AVG.
2012-13	10	0	2	4	.500	1	3	.333	2	2	1.000	4	0.4	1	0	7	0.7	0	1	0	0	16	1.6
2013-14	9	0	3	7	.429	2	6	.333	0	0	.000	1	0.1	1	0	8	0.9	0	1	0	1	15	1.7
2014-15	12	0	0	2	.000	0	2	.000	1	2	.500	0	0.0	0	0	1	0.1	0	3	0	0	12	1.0
2015-16	12	1	2	6	.167	1	5	.200	1	2	.500	3	0.3	1	0	4	0.3	0	1	0	0	25	2.2
	50	1	2	42	.048	0	14	.000	7	11	.636	9	0.2	13	0	11	0.2	5	17	0	3	87	1.7

McCoy, GARY

YEAR	GP	GS	FGM	FGA	PCT.	3PT	FGA	PCT.	FTM	FTA	PCT.	REB	AVG	PF	D	PTS	AVG.	AST	TO	BK	STL	MIN	AVG.
1977-78	21		15	34	.441				9	18	.500	7	0.3			39	1.9	16	17	0	3		

McCray, LARRY

YEAR	GP	GS	FGM	FGA	PCT.	3PT	FGA	PCT.	FTM	FTA	PCT.	REB	AVG	PF	D	PTS	AVG.	AST	TO	BK	STL	MIN	AVG.
1956-57	12		16	52	.308				7	13	.539	14	1.2	11		39	3.3						

McDONALD, BRANDON

YEAR	GP	GS	FGM	FGA	PCT.	3PT	FGA	PCT.	FTM	FTA	PCT.	REB	AVG	PF	D	PTS	AVG.	AST	TO	BK	STL	MIN	AVG.
2006-07	27	2	46	146	.315	27	93	.290	12	18	.667	57	2.1	21	0	131	4.9	67	56	3	39	563	20.9

McGRIFF, GARY

YEAR	GP	GS	FGM	FGA	PCT.	3PT	FGA	PCT.	FTM	FTA	PCT.	REB	AVG	PF	D	PTS	AVG.	AST	TO	BK	STL	MIN	AVG.
1967-68	24		141	274	.515				83	101	.822	119	5.0	43		364	15.2						
1968-69	21		76	159	.478				62	77	.805	83	4.0	33	0	214	10.2						
1969-70	20		44	93	.473				63	82	.768	51	2.6	33		151	7.6						
	65		261	526	.496				208	260	.800	253	3.9	109		729	11.2						

McKEE, GARY

YEAR	GP	GS	FGM	FGA	PCT.	3PT	FGA	PCT.	FTM	FTA	PCT.	REB	AVG	PF	D	PTS	AVG.	AST	TO	BK	STL	MIN	AVG.
1958-59	11		7	23	.304				9	11	.818	8	0.7	8	0	23	2.1						
1959-60	24		99	279	.358				83	108	.768	48	2.0	50		281	11.8						
1960-61	24		67	176	.381				43	67	.633	34	1.4	42	0	179	7.5						
	59		173	478	.362				135	186	.726	90	1.5	100		483	8.2						

McKELPIN, TARIK

YEAR	GP	GS	FGM	FGA	PCT.	3PT	FGA	PCT.	FTM	FTA	PCT.	REB	AVG	PF	D	PTS	AVG.	AST	TO	BK	STL	MIN	AVG.
2021-22	20	20	90	208	.433	37	91	.407	24	29	.828	108	5.4	44	3	241	12.1	29	34	10	19	561	28.1

McKNIGHT, LAMAR

YEAR	GP	GS	FGM	FGA	PCT.	3PT	FGA	PCT.	FTM	FTA	PCT.	REB	AVG	PF	D	PTS	AVG.	AST	TO	BK	STL	MIN	AVG.
2012-13	33	31	125	261	.479	15	50	.300	44	60	.733	168	5.1	60	0	309	9.4	40	51	10	38	744	22.5
2013-14	29	17	105	237	.443	13	46	.283	42	56	.750	139	4.8	68	2	265	9.1	37	40	11	25	676	23.3
	62	48	230	498	.462	28	96	.292	86	116	.741	307	5.0	128	2	574	9.3	77	91	21	63	1420	22.9

McMANAMEY, MIKE

YEAR	GP	GS	FGM	FGA	PCT.	3PT	FGA	PCT.	FTM	FTA	PCT.	REB	AVG	PF	D	PTS	AVG.	AST	TO	BK	STL	MIN	AVG.
1995-96	23	0	7	21	.333	4	11	.364	6	15	.400	5	0.2	13	0	24	1.0	6	6	1	3	84	3.7
1996-97	32	32	118	312	.378	73	205	.356	46	65	.708	70	2.2	59	1	355	11.1	60	51	1	34	1029	32.2
1997-98	30	30	95	284	.335	58	181	.320	59	72	.819	68	2.3	70	0	307	10.2	48	41	1	30	875	29.2
1998-99	36	15	119	302	.394	61	178	.343	43	62	.694	81	2.3	69	0	342	9.5	48	57	3	39	873	24.3
	121	77	339	919	.369	196	575	.341	154	214	.720	224	1.9	211	1	1028	8.5	162	155	6	106	2861	23.6

McNAMARA, JOHN

YEAR	GP	GS	FGM	FGA	PCT.	3PT	FGA	PCT.	FTM	FTA	PCT.	REB	AVG	PF	D	PTS	AVG.	AST	TO	BK	STL	MIN	AVG.
1956-57	23		157	331	.474				73	117	.624	124	5.4	53		387	16.8						
1957-58	23		191	420	.454				53	71	.746	109	4.7	44	0	435	18.9						
1958-59	25		196	445	.440				122	150	.801	131	5.2	52	0	514	20.6						
	71		544	1196	.455				248	338	.734	364	5.1	149		1336	18.8						

McNEAL, STAN

YEAR	GP	GS	FGM	FGA	PCT.	3PT	FGA	PCT.	FTM	FTA	PCT.	REB	AVG	PF	D	PTS	AVG.	AST	TO	BK	STL	MIN	AVG.
1975-76	10		7	10	.700				4	6	.667	10	1.0			18	1.8						
1976-77	4		1	11	.099				2	3	.667	7	1.8			4	1.0						
	14		8	21	.381				6	9	.667	17	1.2			22	1.6						

McNULTY, JOHN

YEAR	GP	GS	FGM	FGA	PCT.	3PT	FGA	PCT.	FTM	FTA	PCT.	REB	AVG	PF	D	PTS	AVG.	AST	TO	BK	STL	MIN	AVG.
1984-85	28	24	162	313	.517				130	197	.659	156	5.5	76	3	454	16.2	44	57	10	47	781	27.9
1985-86	33	32	215	373	.576				166	232	.716	216	6.5	76	1	596	18.1	49	86	6	47	1007	30.5
	61	56	377	686	.550				296	429	.690	372	6.1	152	4	1050	17.2	93	143	16	94	1788	29.3

McWILLIAMS, KYLE

YEAR	GP	GS	FGM	FGA	PCT.	3PT	FGA	PCT.	FTM	FTA	PCT.	REB	AVG	PF	D	PTS	AVG.	AST	TO	BK	STL	MIN	AVG.
2016-17	12	0	4	15	.267	1	10	.100	3	4	.750	4	0.3	5	0	12	1.0	0	7	1	1	32	2.7

MERKEL, GLENN

YEAR	GP	GS	FGM	FGA	PCT.	3PT	FGA	PCT.	FTM	FTA	PCT.	REB	AVG	PF	D	PTS	AVG.	AST	TO	BK	STL	MIN	AVG.
1968-69	13		28	61	.459				15	19	.789	39	3.0	15	0	71	5.5						
1969-70	6		17	40	.425				16	22	.727	44	7.3	15		50	8.3						
1970-71	25		116	213	.544				65	105	.619	195	7.8	65		297	11.9						
	44		161	314	.513				96	146	.658	278	6.3	95		418	9.5						

MEYER, GARY

YEAR	GP	GS	FGM	FGA	PCT.	3PT	FGA	PCT.	FTM	FTA	PCT.	REB	AVG	PF	D	PTS	AVG.	AST	TO	BK	STL	MIN	AVG.
1971-72	7		12	20	.600				6	13	.461	24	3.4	6		30	4.2						
1972-73	15		11	28	.392				7	17	.411	32	2.1	14		29	1.9						
1973-74	19		46	86	.534				11	24	.458	100	5.3			103	5.4						
1974-75	15		14	38	.368				7	18	.388	25	1.6			35	2.3						
	56		83	172	.483				31	72	.431	181	3.2			197	3.5						

MILES, KEVAN

YEAR	GP	GS	FGM	FGA	PCT.	3PT	FGA	PCT.	FTM	FTA	PCT.	REB	AVG	PF	D	PTS	AVG.	AST	TO	BK	STL	MIN	AVG.
1983-84	15	2	11	24	.458				18	29	.621	23	1.5	30	2	40	2.7	8	17	0	2	130	8.7

MILLER, JOHN

YEAR	GP	GS	FGM	FGA	PCT.	3PT	FGA	PCT.	FTM	FTA	PCT.	REB	AVG	PF	D	PTS	AVG.	AST	TO	BK	STL	MIN	AVG.
2007-08	11	0	2	9	.222	0	4	.000	0	0	.000	3	0.3	1	0	4	0.4	1	2	0	0	31	2.8
2008-09	16	0	4	11	.364	4	10	.400	4	6	.667	3	0.2	1	0	16	1.0	1	2	0	3	45	2.8
	27	0	6	20	.300	4	14	.286	4	6	.667	6	0.2	2	0	20	0.7	2	4	0	3	76	2.8

MILTON, FRED

YEAR	GP	GS	FGM	FGA	PCT.	3PT	FGA	PCT.	FTM	FTA	PCT.	REB	AVG	PF	D	PTS	AVG.	AST	TO	BK	STL	MIN	AVG.
1969-70	24		55	127	.433				35	57	.614	131	5.5	42		145	6.1						

MINERVA, GREG

YEAR	GP	GS	FGM	FGA	PCT.	3PT	FGA	PCT.	FTM	FTA	PCT.	REB	AVG	PF	D	PTS	AVG.	AST	TO	BK	STL	MIN	AVG.
2004-05	4	0	0	2	.000	0	0	.000	1	2	.500	0	0.0	0	0	1	0.3	1	0	0	0	5	1.3

MOORE, S

YEAR	GP	GS	FGM	FGA	PCT.	3PT	FGA	PCT.	FTM	FTA	PCT.	REB	AVG	PF	D	PTS	AVG.	AST	TO	BK	STL	MIN	AVG.
1976-77	2		1	5	.2000				0	0	.000	2	1.0			2	1.0						

MOORE, TREY

YEAR	GP	GS	FGM	FGA	PCT.	3PT	FGA	PCT.	FTM	FTA	PCT.	REB	AVG	PF	D	PTS	AVG.	AST	TO	BK	STL	MIN	AVG.
2015-16	29	11	59	133	.444	36	82	.439	24	26	.923	62	2.1	62	1	178	6.1	74	34	1	27	564	19.4

MORLAN, JOEY

YEAR	GP	GS	FGM	FGA	PCT.	3PT	FGA	PCT.	FTM	FTA	PCT.	REB	AVG	PF	D	PTS	AVG.	AST	TO	BK	STL	MIN	AVG.
2015-16	20	0	14	34	.412	11	29	.379	0	0	.000	18	0.9	5	0	39	2.0	9	5	0	1	140	7.0

MORRICK, CARLTON

YEAR	GP	GS	FGM	FGA	PCT.	3PT	FGA	PCT.	FTM	FTA	PCT.	REB	AVG	PF	D	PTS	AVG.	AST	TO	BK	STL	MIN	AVG.
2006-07	9	0	3	5	.600	0	0	.000	6	6	1.000	7	0.8	4	0	12	1.3	0	2	0	2	32	3.6
2007-08	14	0	2	8	.250	0	0	.000	0	0	.000	6	0.4	8	0	4	0.3	3	2	1	2	49	3.5
2008-09	11	0	2	4	.500	0	1	.000	1	2	.500	9	0.8	4	0	5	0.5	4	2	0	0	31	2.8
	34	0	7	17	.412	0	1	.000	7	8	.875	22	0.6	16	0	21	0.6	7	6	1	4	112	3.3

MORRIS, CLINTON

YEAR	GP	GS	FGM	FGA	PCT.	3PT	FGA	PCT.	FTM	FTA	PCT.	REB	AVG	PF	D	PTS	AVG.	AST	TO	BK	STL	MIN	AVG.
1976-77	17		82	190	.432				27	32	.844	28	1.6			191	11.2						
1977-78	27		131	298	.439				53	63	.841	61	2.3			315	11.7	114	71	0	41		
	44		213	488	.436				80	95	.842	89	2.0			506	11.5						

MORSE, JAMEL

YEAR	GP	GS	FGM	FGA	PCT.	3PT	FGA	PCT.	FTM	FTA	PCT.	REB	AVG	PF	D	PTS	AVG.	AST	TO	BK	STL	MIN	AVG.
2002-03	6	0	2	3	.667	0	1	.000	1	2	.500	2	0.3	0	0	5	0.8	1	1	1	1	7	1.2

MULLER, MIKE

YEAR	GP	GS	FGM	FGA	PCT.	3PT	FGA	PCT.	FTM	FTA	PCT.	REB	AVG	PF	D	PTS	AVG.	AST	TO	BK	STL	MIN	AVG.
1976-77	25		86	212	.406				31	48	.646	65	2.5			203	8.1						

MULLIS, JOHN "MAC"

YEAR	GP	GS	FGM	FGA	PCT.	3PT	FGA	PCT.	FTM	FTA	PCT.	REB	AVG	PF	D	PTS	AVG.	AST	TO	BK	STL	MIN	AVG.
1959-60	24		92	222	.404				59	79	.632	194	8.1	53		234	9.7						
1960-61	24		143	327	.437				57	97	.588	233	9.7	80	4	343	14.3						
1961-62	24		134	321	.417				57	96	.593	228	9.5	79		327	13.6						
1962-63	25		147	328	.448				96	141	.680	234	9.4	80		386	15.4						
	97		516	1198	.431				269	413	.651	889	9.2	292		1290	13.3						

MURDOCK, HEATH

YEAR	GP	GS	FGM	FGA	PCT.	3PT	FGA	PCT.	FTM	FTA	PCT.	REB	AVG	PF	D	PTS	AVG.	AST	TO	BK	STL	MIN	AVG.
1995-96	18	0	13	18	.722	0	0	.000	3	9	.333	14	0.8	12	0	29	1.6	0	7	7	1	64	3.6
1996-97	32	22	33	72	.458	0	0	.000	5	8	.625	89	2.8	51	0	71	2.2	16	26	23	14	466	14.6
1997-98	28	0	22	47	.468	0	0	.000	12	21	.571	51	1.9	29	0	56	2.0	3	20	16	8	202	7.2
1998-99	32	0	29	58	.500	0	0	.000	14	26	.538	69	2.2	47	0	72	2.3	6	18	26	6	241	7.5
	110	22	97	195	.497	0	0	.000	34	64	.531	223	2.0	139	0	228	2.1	25	71	72	29	973	8.8

MURPHY, LARRY

YEAR	GP	GS	FGM	FGA	PCT.	3PT	FGA	PCT.	FTM	FTA	PCT.	REB	AVG	PF	D	PTS	AVG.	AST	TO	BK	STL	MIN	AVG.
1989-90	27	3	16	37	.432	0	0	.000	10	17	.588	41	1.5	33	1	42	1.6	62	30	0	28	384	14.2
1990-91	25	25	45	74	.608	0	0	.000	54	67	.806	62	2.5	60	0	144	5.8	83	40	2	50	703	28.1
1991-92	30	30	93	188	.495	1	7	.143	66	93	.710	78	2.6	73	2	253	8.4	143	65	4	51	931	31.0
1992-93	22	15	42	80	.525	1	2	.500	19	28	.679	48	2.2	36	0	104	4.7	77	27	0	37	466	21.2
	104	73	196	379	.517	2	9	.222	149	205	.727	229	2.2	202	3	543	5.2	365	162	6	166	2484	23.9

NEWBERG, TONY

YEAR	GP	GS	FGM	FGA	PCT.	3PT	FGA	PCT.	FTM	FTA	PCT.	REB	AVG	PF	D	PTS	AVG.	AST	TO	BK	STL	MIN	AVG.
1990-91	21	0	23	49	.469	17	36	.472	3	5	.600	13	0.6	12	0	66	3.1	11	9	2	7	148	7.0
1991-92	25	1	54	116	.466	41	90	.456	6	12	.500	38	1.5	31	1	155	6.2	6	15	6	12	318	12.7
1992-93	24	1	34	83	.410	24	65	.369	4	8	.500	26	1.1	35	0	96	4.0	20	7	1	11	216	9.0
	70	2	111	248	.448	82	191	.429	13	25	.520	77	1.1	78	1	317	4.5	37	31	9	30	682	9.7

NUNEZ, JORGE

YEAR	GP	GS	FGM	FGA	PCT.	3PT	FGA	PCT.	FTM	FTA	PCT.	REB	AVG	PF	D	PTS	AVG.	AST	TO	BK	STL	MIN	AVG.
1989-90	31	25	67	137	.489	0	1	.000	76	102	.745	59	1.9	96	4	210	6.8	100	66	3	33	842	27.2
1990-91	31	23	117	232	.504	0	6	.000	73	115	.635	70	2.3	74	3	307	9.9	106	57	5	39	860	27.7
	62	48	184	369	.499	0	7	.000	149	217	.687	129	2.1	170	7	517	8.3	206	123	8	72	1702	27.5

O'BRIEN, MATT

YEAR	GP	GS	FGM	FGA	PCT.	3PT	FGA	PCT.	FTM	FTA	PCT.	REB	AVG	PF	D	PTS	AVG.	AST	TO	BK	STL	MIN	AVG.
1994-95	6	0	1	3	.333	1	1	1.000	1	2	.500	0	0.0	1	0	4	0.7	0	1	0	0	6	1.0

O'ROURKE, MIKE

YEAR	GP	GS	FGM	FGA	PCT.	3PT	FGA	PCT.	FTM	FTA	PCT.	REB	AVG	PF	D	PTS	AVG.	AST	TO	BK	STL	MIN	AVG.
1986-87	22	4	52	98	.531	0	0	.000	38	60	.633	66	3.0	49	3	142	6.5	12	34	5	9	338	15.4
1987-88	28	0	39	68	.574	0	0	.000	21	35	.600	58	2.1	64	4	99	3.5	17	25	4	6	260	9.3
1988-89	22	2	34	60	.567	0	0	.000	17	24	.708	69	3.1	41	1	85	3.9	14	18	1	7	256	11.6
	72	6	125	226	.553	0	0	.000	76	119	.639	193	2.7	154	8	326	4.5	43	77	10	22	854	11.9

ODIO, CESAR

YEAR	GP	GS	FGM	FGA	PCT.	3PT	FGA	PCT.	FTM	FTA	PCT.	REB	AVG	PF	D	PTS	AVG.	AST	TO	BK	STL	MIN	AVG.
1977-78	25		35	72	.486				38	47	.809	53	2.1			108	4.3	19	19	0	6		
1978-79	30		40	83	.481				23	31	.741	60	2.0			103	3.4	15		1	20		
1979-80	23	0	16	34	.470				35	42	.833	49	2.1			67	2.9	7		2	3		
1980-81	32	1	39	77	.506				36	47	.765	69	2.1	43	1	114	3.5	17		2	8		
	110		130	266	.489				132	167	.790	231	2.1			392	3.6	58		5	37		

OSBORNE, ERIC

YEAR	GP	GS	FGM	FGA	PCT.	3PT	FGA	PCT.	FTM	FTA	PCT.	REB	AVG	PF	D	PTS	AVG.	AST	TO	BK	STL	MIN	AVG.
1994-95	25	0	31	62	.500	0	0	.000	20	39	.513	70	2.8	28	0	82	3.3	3	13	15	7	225	9.0
1995-96	30	2	75	150	.500	0	0	.000	65	97	.670	135	4.5	61	0	215	7.2	11	47	30	21	525	17.5
1996-97	32	18	91	206	.442	23	62	.371	56	91	.615	175	5.5	74	1	261	8.2	37	38	39	30	755	23.6
1997-98	30	30	122	226	.540	6	24	.250	82	120	.683	223	7.4	66	2	332	11.1	29	51	36	29	758	25.3
	117	50	319	644	.495	29	86	.337	223	347	.643	603	5.2	229	3	890	7.6	80	149	120	87	2263	19.3

PARSONS, DALE

YEAR	GP	GS	FGM	FGA	PCT.	3PT	FGA	PCT.	FTM	FTA	PCT.	REB	AVG	PF	D	PTS	AVG.	AST	TO	BK	STL	MIN	AVG.
2005-06	28	25	138	362	.381	77	198	.389	117	138	.848	84	3.0	67	2	470	16.8	108	92	1	47	863	30.8

PATE, CALVETTI

YEAR	GP	GS	FGM	FGA	PCT.	3PT	FGA	PCT.	FTM	FTA	PCT.	REB	AVG	PF	D	PTS	AVG.	AST	TO	BK	STL	MIN	AVG.
1989-90	31	16	85	179	.475	3	16	.188	46	59	.780	110	3.6	39	0	219	7.1	46	65	4	20	711	22.9
1990-91	32	32	241	469	.514	25	57	.439	81	107	.757	130	4.1	66	1	588	18.4	88	70	3	62	1067	33.3
	63	48	326	648	.503	28	73	.384	127	166	.765	240	3.8	105	1	807	12.8	134	135	7	82	1778	28.2

PATTEN, MIKE

YEAR	GP	GS	FGM	FGA	PCT.	3PT	FGA	PCT.	FTM	FTA	PCT.	REB	AVG	PF	D	PTS	AVG.	AST	TO	BK	STL	MIN	AVG.
2001-02	8	0	10	21	.476	0	0	.000	7	13	.538	19	2.4	14	0	27	3.4	5	12	3	3	83	10.4

PERROTTA, CARMINE

YEAR	GP	GS	FGM	FGA	PCT.	3PT	FGA	PCT.	FTM	FTA	PCT.	REB	AVG	PF	D	PTS	AVG.	AST	TO	BK	STL	MIN	AVG.
1969-70	16		16	62	.258				18	20	.900	64	4.0	35		50	3.1						

PHILLIPS, CAROL

YEAR	GP	GS	FGM	FGA	PCT.	3PT	FGA	PCT.	FTM	FTA	PCT.	REB	AVG	PF	D	PTS	AVG.	AST	TO	BK	STL	MIN	AVG.
1961-62	7		7	14	.500				5	8	.625	3	4.2	6		19	2.7						
1962-63	16		9	21	.428				7	13	.538	12	0.8	17		25	1.6						
	23		16	35	.457				12	21	.571	15	0.7	23		44	1.9						

PHILLIPS, JAMIE

YEAR	GP	GS	FGM	FGA	PCT.	3PT	FGA	PCT.	FTM	FTA	PCT.	REB	AVG	PF	D	PTS	AVG.	AST	TO	BK	STL	MIN	AVG.
1996-97	32	0	42	129	.326	0	0	.000	48	72	.667	75	2.3	54	0	132	4.1	35	38	1	16	446	13.9
1997-98	30	21	124	272	.456	1	8	.125	100	137	.730	131	4.4	73	0	349	11.6	73	70	2	49	725	24.2
1998-99	36	6	96	225	.427	0	3	.000	84	129	.651	136	3.8	71	1	276	7.7	61	74	5	37	714	19.3
1999-00	34	11	80	210	.381	0	2	.000	81	125	.648	108	3.2	59	0	241	7.1	73	54	4	26	669	19.7
	132	38	342	836	.409	1	13	.077	313	463	.676	450	3.4	257	1	998	7.6	242	236	12	128	2554	19.3

PINDER, TYRONE

YEAR	GP	GS	FGM	FGA	PCT.	3PT	FGA	PCT.	FTM	FTA	PCT.	REB	AVG	PF	D	PTS	AVG.	AST	TO	BK	STL	MIN	AVG.
1975-76	1		0	1	.000				0	0	.000	0	0.0			0	0.0						
1976-77	10		4	11	.364				7	7	1.000	5	0.5			15	1.5						
	11		4	12	.333				7	7	1.000	5	0.5			15	1.4						

PLATT, PETER

YEAR	GP	GS	FGM	FGA	PCT.	3PT	FGA	PCT.	FTM	FTA	PCT.	REB	AVG	PF	D	PTS	AVG.	AST	TO	BK	STL	MIN	AVG.
1969-70	9		12	27	.444				6	9	.667	17	1.9	15		30	3.3						
1970-71	15		20	32	.625				2	4	.500	32	2.1	19		42	2.8						
	24		32	59	.542				8	13	.615	49	2.0	34		72	3.0						

POSPICHAL, SCOTT

YEAR	GP	GS	FGM	FGA	PCT.	3PT	FGA	PCT.	FTM	FTA	PCT.	REB	AVG	PF	D	PTS	AVG.	AST	TO	BK	STL	MIN	AVG.
1980-81	5	0	2	5	.400				0	0	.000	0	0.0	5	0	4	0.6	6		0	1		
1981-82	32	24	39	76	.513				76	88	.864	55	1.7	68	2	154	4.8	165	88	0	40	863	27.0
1982-83	31	30	71	147	.482				62	71	.873	79	2.5	70	0	204	6.6	207	100	2	48	948	30.9
	68	54	112	228	.491				138	159	.868	134	2.0	143	2	362	5.3	378		2	89		

POWELL, CEDRIC

YEAR	GP	GS	FGM	FGA	PCT.	3PT	FGA	PCT.	FTM	FTA	PCT.	REB	AVG	PF	D	PTS	AVG.	AST	TO	BK	STL	MIN	AVG.
1999-00	34	34	66	138	.478	12	41	.293	90	127	.709	101	3.0	82	2	234	6.9	129	64	7	76	759	22.3
2000-01	29	29	84	199	.422	13	47	.277	138	189	.730	108	3.7	86	2	319	11.0	116	75	10	49	751	25.9
2001-02	28	28	92	195	.472	21	63	.333	94	119	.790	86	3.1	72	4	299	10.7	161	104	7	86	816	29.1
	91	91	242	532	.455	46	151	.305	322	435	.740	295	3.2	240	8	852	9.4	406	243	24	211	2326	25.6

PRESLEY, JERRY

YEAR	GP	GS	FGM	FGA	PCT.	3PT	FGA	PCT.	FTM	FTA	PCT.	REB	AVG	PF	D	PTS	AVG.	AST	TO	BK	STL	MIN	AVG.	
1965-66	20		14	45	.311				18	22	.818	12	0.6	20		46	2.3							
1966-67	19		42	65	.646				29	40	.725	18	0.9	32		113	5.9							
	39		56	110	.509				47	62	.758	30	0.8	52		159	4.1							

PULLEN, PETER

YEAR	GP	GS	FGM	FGA	PCT.	3PT	FGA	PCT.	FTM	FTA	PCT.	REB	AVG	PF	D	PTS	AVG.	AST	TO	BK	STL	MIN	AVG.	
1974-75	26		124	243	.510				69	92	.750	166	6.4			317	12.2							
1975-76	26		166	319	.520				61	82	.744	157	6.0			393	15.1							
	52		290	562	.516				130	174	.747	323	6.2			710	13.7							

PUTMAN, GARRETT

YEAR	GP	GS	FGM	FGA	PCT.	3PT	FGA	PCT.	FTM	FTA	PCT.	REB	AVG	PF	D	PTS	AVG.	AST	TO	BK	STL	MIN	AVG.	
2011-12	30	20	69	146	.473	0	1	.000	18	33	.545	180	6.0	88	5	156	5.2	43	43	10	19	688	22.9	
2012-13																								
2013-14	31	31	70	126	.556	3	7	.429	25	34	.735	155	5.0	83	2	168	5.4	40	28	24	17	791	25.5	
	61	51	139	272	.511	3	8	.375	43	67	.642	335	5.5	171	7	324	5.3	83	71	34	36	1479	24.2	

QUARTERMAN, RICH

YEAR	GP	GS	FGM	FGA	PCT.	3PT	FGA	PCT.	FTM	FTA	PCT.	REB	AVG	PF	D	PTS	AVG.	AST	TO	BK	STL	MIN	AVG.	
1972-73	19		18	42	.458				6	16	.375	39	2.0	12		42	2.2							

RADON, BRIAN

YEAR	GP	GS	FGM	FGA	PCT.	3PT	FGA	PCT.	FTM	FTA	PCT.	REB	AVG	PF	D	PTS	AVG.	AST	TO	BK	STL	MIN	AVG.	
1978-79	30		84	192	.437				57	86	.662	119	4.0			225	7.5	22			9	19		
1979-80	33	33	136	299	.455				95	124	.766	98	3.0	98	4	367	11.1	50			5	31		
1980-81	28	26	93	201	.462				55	78	.705	68	2.4	91	6	241	8.6	33			1	11		
1981-82	27	27	90	170	.529				87	110	.791	99	3.7	89	7	267	9.9	63	86	2	12	848	31.4	
	118		403	862	.468				294	398	.739	384	3.3			1100	9.3	168			17	73		

RAILSBACK, NICK

YEAR	GP	GS	FGM	FGA	PCT.	3PT	FGA	PCT.	FTM	FTA	PCT.	REB	AVG	PF	D	PTS	AVG.	AST	TO	BK	STL	MIN	AVG.
1997-98	30	0	24	69	.348	18	50	.360	23	29	.793	28	0.9	50	0	89	3.0	13	20	0	24	248	8.3
1998-99	36	21	71	205	.346	52	166	.313	29	36	.806	78	2.2	73	2	223	6.2	30	19	3	40	656	18.2
1999-00	34	34	81	193	.420	61	156	.391	25	37	.676	58	1.7	69	1	248	7.3	33	30	1	39	824	24.2
2000-01	30	30	92	262	.351	62	195	.318	42	57	.737	100	3.3	79	0	288	9.6	56	49	4	53	885	29.5
	130	85	268	729	.368	193	567	.340	119	159	.748	264	2.0	271	3	848	6.5	132	118	8	156	2613	20.1

RAILSBACK, TROY

YEAR	GP	GS	FGM	FGA	PCT.	3PT	FGA	PCT.	FTM	FTA	PCT.	REB	AVG	PF	D	PTS	AVG.	AST	TO	BK	STL	MIN	AVG.
2001-02	29	6	52	156	.333	23	96	.240	51	72	.708	69	2.4	68	3	178	6.1	58	53	1	47	648	22.3

RAINES, CONNOR

YEAR	GP	GS	FGM	FGA	PCT.	3PT	FGA	PCT.	FTM	FTA	PCT.	REB	AVG	PF	D	PTS	AVG.	AST	TO	BK	STL	MIN	AVG.
2022-23	28	2	61	137	.445	24	69	.348	40	56	.714	61	2.2	55	1	186	6.6	27	26	9	15	451	16.1

RAUCH, JACK

YEAR	GP	GS	FGM	FGA	PCT.	3PT	FGA	PCT.	FTM	FTA	PCT.	REB	AVG	PF	D	PTS	AVG.	AST	TO	BK	STL	MIN	AVG.
2016-17	27	16	80	184	.435	12	55	.218	52	72	.722	144	5.3	75	2	224	8.3	70	49	12	18	644	23.9
2017-18	31	27	99	211	.469	19	57	.333	56	79	.709	195	6.3	77	3	273	8.8	73	45	5	16	762	24.6
2018-19	30	28	106	229	.463	20	65	.308	49	64	.766	210	7.0	84	0	281	9.4	64	45	16	21	855	28.5
2019-20	31	31	154	314	.490	50	126	.397	83	101	.822	231	7.5	91	2	441	14.2	85	50	26	31	920	29.7
	119	102	439	938	.468	101	303	.333	240	316	.759	780	6.6	327	7	1219	10.2	292	189	59	86	3181	26.7

RAYFIELD, RION

YEAR	GP	GS	FGM	FGA	PCT.	3PT	FGA	PCT.	FTM	FTA	PCT.	REB	AVG	PF	D	PTS	AVG.	AST	TO	BK	STL	MIN	AVG.
2006-07	5	4	13	38	.342	7	27	.259	1	2	.500	7	1.4	20	1	34	6.8	14	11	0	2	115	23.0
2007-08	32	29	132	311	.424	93	221	.421	81	99	.818	65	2.0	92	2	438	13.7	118	101	3	36	899	28.1
2008-09	36	13	132	324	.407	89	219	.406	84	96	.875	94	2.6	103	3	437	12.1	105	79	2	34	962	26.7
2009-10	30	30	136	326	.417	79	186	.425	108	123	.878	86	2.9	75	1	459	15.3	155	61	1	45	895	29.8
2010-11	32	30	141	358	.394	96	220	.436	124	146	.849	81	2.5	84	1	502	15.7	152	87	1	43	1059	33.1
	135	106	554	1357	.408	364	873	.417	398	466	.854	333	2.5	374	8	1870	13.9	544	339	7	160	3930	29.1

REED, ALAN

YEAR	GP	GS	FGM	FGA	PCT.	3PT	FGA	PCT.	FTM	FTA	PCT.	REB	AVG	PF	D	PTS	AVG.	AST	TO	BK	STL	MIN	AVG.	
1971-72	4		1	4	.250				4	4	1.000	0	0.0	2		6	1.5							
1972-73	11		16	34	.470				11	12	.916	11	1.0	10		43	3.9							
1973-74	13		13	25	.520				8	10	.800	13	1.0			34	2.6							

RELEFORD, JOSH

YEAR	GP	GS	FGM	FGA	PCT.	3PT	FGA	PCT.	FTM	FTA	PCT.	REB	AVG	PF	D	PTS	AVG.	AST	TO	BK	STL	MIN	AVG.
2017-18	26	1	27	68	.397	17	49	.347	7	11	.636	24	0.9	32	1	78	3.0	15	22	0	9	297	11.4
2018-19	18	0	7	34	.206	6	28	.214	2	5	.400	3	0.2	15	0	22	1.2	7	6	1	1	113	6.3
	44	1	34	102	.333	23	77	.299	9	16	.563	27	0.6	47	1	100	2.3	22	28	1	10	410	9.3

REYNOLDS, RANDY

YEAR	GP	GS	FGM	FGA	PCT.	3PT	FGA	PCT.	FTM	FTA	PCT.	REB	AVG	PF	D	PTS	AVG.	AST	TO	BK	STL	MIN	AVG.
1975-76	4		2	3	.667				0	2	.000	5	1.3			4	1.0						

RHODES, XAVIER

YEAR	GP	GS	FGM	FGA	PCT.	3PT	FGA	PCT.	FTM	FTA	PCT.	REB	AVG	PF	D	PTS	AVG.	AST	TO	BK	STL	MIN	AVG.
2019-20	31	0	64	116	.552	1	9	.111	44	76	.579	61	2.0	60	1	173	5.6	81	40	6	28	575	18.5
2020-21	12	11	59	120	.492	12	36	.333	36	53	.679	53	4.4	28	0	166	13.8	64	28	15	24	434	36.2
2021-22	27	27	148	291	.509	12	47	.255	84	136	.618	114	4.2	62	2	392	14.5	143	60	18	45	859	31.8
	70	38	271	527	.514	25	92	.272	164	265	.619	228	3.3	150	3	731	10.4	288	128	39	97	1868	26.7

RICHARDSON, REGGIE

YEAR	GP	GS	FGM	FGA	PCT.	3PT	FGA	PCT.	FTM	FTA	PCT.	REB	AVG	PF	D	PTS	AVG.	AST	TO	BK	STL	MIN	AVG.
2001-02	14	0	4	16	.250	1	6	.167	1	6	.167	10	0.7	9	0	10	0.7	6	13	1	6	81	5.8
2002-03	28	0	24	52	.462	7	21	.333	11	22	.500	33	1.2	37	0	66	2.4	24	30	1	18	320	11.4
2003-04	31	8	78	202	.386	15	44	.341	48	71	.676	87	2.8	63	1	219	7.1	44	65	6	44	686	22.1
2004-05	28	18	63	177	.356	28	70	.400	46	62	.742	71	2.5	73	3	200	7.1	65	58	0	54	682	24.4
	101	26	169	447	.378	51	141	.362	106	161	.658	201	2.0	182	4	495	4.9	139	166	8	122	1769	17.5

RICK, SCOTT

YEAR	GP	GS	FGM	FGA	PCT.	3PT	FGA	PCT.	FTM	FTA	PCT.	REB	AVG	PF	D	PTS	AVG.	AST	TO	BK	STL	MIN	AVG.
1975-76	1		2	2	1.000				1	2	.500	0	0.0			5	5.0						

RIDLEY, TOM

YEAR	GP	GS	FGM	FGA	PCT.	3PT	FGA	PCT.	FTM	FTA	PCT.	REB	AVG	PF	D	PTS	AVG.	AST	TO	BK	STL	MIN	AVG.
1981-82	27	2	28	48	.583				24	37	.649	28	1.0	16	0	80	3.0	5	17	2	3	159	5.9
1982-83	29	23	163	281	.580				117	151	.774	179	6.2	69	1	443	15.3	17	39	16	23	844	29.1
	56	25	191	329	.581				141	188	.750	207	3.7	85	1	523	9.3	22	56	18	26	1003	17.9

RILEY, LEN

YEAR	GP	GS	FGM	FGA	PCT.	3PT	FGA	PCT.	FTM	FTA	PCT.	REB	AVG	PF	D	PTS	AVG.	AST	TO	BK	STL	MIN	AVG.
1957-58	23		87	208	.418				36	56	.642	168	7.3	60	2	210	9.1						
1658-59	23		31	96	.323				22	35	.628	137	5.9	54	1	84	3.6						
	46		118	304	.388				58	91	.637	305	6.6	114	3	294	6.4						

RISSNER, DAN

YEAR	GP	GS	FGM	FGA	PCT.	3PT	FGA	PCT.	FTM	FTA	PCT.	REB	AVG	PF	D	PTS	AVG.	AST	TO	BK	STL	MIN	AVG.
1961-62	3		1	8	.125				1	1	1.000	1	0.3	2		3	1.0						

ROBERSON, CLIDE

YEAR	GP	GS	FGM	FGA	PCT.	3PT	FGA	PCT.	FTM	FTA	PCT.	REB	AVG	PF	D	PTS	AVG.	AST	TO	BK	STL	MIN	AVG.
1979-80	21	0	15	32	.468				24	35	.685	5	0.2			54	2.5	11		0	3		
1980-81	30	20	89	167	.532				58	77	.753	38	1.2	46	0	236	7.8	92		4	27		
	51	20	104	199	.523				82	112	.732	43	0.8			290	5.7	103		4	30		

ROBERTSON, ANDY

YEAR	GP	GS	FGM	FGA	PCT.	3PT	FGA	PCT.	FTM	FTA	PCT.	REB	AVG	PF	D	PTS	AVG.	AST	TO	BK	STL	MIN	AVG.
1993-94	27	10	66	102	.647	0	0	.000	41	73	.562	123	4.6	60	2	173	6.4	23	46	20	20	443	16.4
1994-95	28	28	124	205	.605	0	0	.000	79	111	.712	183	6.5	81	5	327	11.7	17	53	31	30	672	24.0
1995-96	30	30	121	194	.624	0	0	.000	70	115	.609	217	7.2	93	4	312	10.4	20	79	25	28	669	22.3
1996-97	32	32	183	269	.680	0	0	.000	102	164	.622	285	8.9	92	1	468	14.6	28	83	31	26	942	29.4
	117	100	494	770	.642	0	0	.000	292	463	.631	808	6.9	326	12	1280	10.9	88	261	107	104	2726	23.3

ROBINSON, GRAHAM

YEAR	GP	GS	FGM	FGA	PCT.	3PT	FGA	PCT.	FTM	FTA	PCT.	REB	AVG	PF	D	PTS	AVG.	AST	TO	BK	STL	MIN	AVG.
1996-97	27	10	24	71	.338	3	19	.158	8	13	.615	39	1.4	28	0	59	2.2	8	20	6	6	285	10.6
1997-98	30	0	66	149	.443	6	19	.316	17	21	.810	88	2.9	44	0	155	5.2	16	34	4	27	352	11.7
1998-99	30	7	83	174	.477	19	46	.413	16	24	.667	66	2.2	50	1	201	6.7	11	35	4	23	361	12.0
1999-00	34	23	135	297	.455	49	123	.398	39	48	.812	107	3.1	54	0	358	10.5	24	50	6	49	670	19.7
	121	40	308	691	.446	77	207	.372	80	106	.755	300	2.5	176	1	773	6.4	59	139	20	105	1668	13.8

RODGERS, JAIR

YEAR	GP	GS	FGM	FGA	PCT.	3PT	FGA	PCT.	FTM	FTA	PCT.	REB	AVG	PF	D	PTS	AVG.	AST	TO	BK	STL	MIN	AVG.
2019-20	31	31	114	292	.390	76	212	.358	68	88	.773	69	2.2	43	0	372	12.0	72	29	2	25	884	28.5

ROSS, TYLER

YEAR	GP	GS	FGM	FGA	PCT.	3PT	FGA	PCT.	FTM	FTA	PCT.	REB	AVG	PF	D	PTS	AVG.	AST	TO	BK	STL	MIN	AVG.
2014-15	25	0	12	32	.375	0	7	.000	3	3	1.000	29	1.2	15	0	27	1.1	2	6	1	3	119	4.8
2015-16	29	12	50	113	.442	15	45	.333	21	29	.724	164	5.7	62	3	136	4.7	31	34	11	20	535	18.4
2016-17	29	16	115	226	.509	34	104	.327	44	67	.657	178	6.1	63	2	308	10.6	29	33	7	18	692	23.9
2017-18	32	17	99	185	.535	10	42	.238	24	46	.522	144	4.5	59	2	232	7.3	31	42	14	14	645	20.2
	115	45	276																				

RUDOLPH, JAKE

YEAR	GP	GS	FGM	FGA	PCT.	3PT	FGA	PCT.	FTM	FTA	PCT.	REB	AVG	PF	D	PTS	AVG.	AST	TO	BK	STL	MIN	AVG.
2016-17	9	0	3	8	.375	3	7	.439	1	2	.500	1	0.1	1	0	10	1.1	1	3	0	0	23	2.6

SALMI, BOB

YEAR	GP	GS	FGM	FGA	PCT.	3PT	FGA	PCT.	FTM	FTA	PCT.	REB	AVG	PF	D	PTS	AVG.	AST	TO	BK	STL	MIN	AVG.
1982-83	11	0	11	20	.550				8	8	1.000	11	1.0	6	0	30	2.7	2	4	0	3	36	3.3
1983-84	28	8	86	173	.497				94	105	.895	98	3.5	95	6	266	9.5	27	54	1	13	520	18.6
	39	8	97	193	.503				102	113	.903	109	2.8	101	6	296	7.6	29	58	1	16	556	14.3

SAUNDERS, JOHN

YEAR	GP	GS	FGM	FGA	PCT.	3PT	FGA	PCT.	FTM	FTA	PCT.	REB	AVG	PF	D	PTS	AVG.	AST	TO	BK	STL	MIN	AVG.
1992-93	29	0	63	101	.624	1	5	.200	43	75	.573	40	1.4	33	1	170	5.9	8	17	5	10	257	8.9
1993-94	27	5	175	306	.572	7	17	.412	67	122	.549	130	4.8	89	6	424	15.7	18	49	7	34	617	22.9
1994-95	14	11	78	180	.433	2	14	.143	40	68	.588	48	5.0	38	1	198	14.1	26	44	2	13	382	27.3
1995-96	30	30	153	327	.468	1	7	.143	63	110	.573	159	5.3	84	1	370	12.3	27	67	13	41	665	22.2
	100	46	469	914	.513	11	43	.256	213	375	.568	377	3.8	244	9	1162	11.6	79	177	27	98	1921	19.2

SAWYER, BILL

YEAR	GP	GS	FGM	FGA	PCT.	3PT	FGA	PCT.	FTM	FTA	PCT.	REB	AVG	PF	D	PTS	AVG.	AST	TO	BK	STL	MIN	AVG.
1983-84	22	20	86	136	.632				22	58	.379	145	6.6	83	7	194	8.8	10	38	6	7	625	22.3
1984-85	31	31	122	194	.628				87	146	.595	199	6.4	107	11	331	10.6	26	59	3	22	820	26.5
	53	51	208	330	.630				109	204	.534	344	6.5	190	18	525	9.9	36	97	9	29	1445	27.3

SCHNER, JACOB

YEAR	GP	GS	FGM	FGA	PCT.	3PT	FGA	PCT.	FTM	FTA	PCT.	REB	AVG	PF	D	PTS	AVG.	AST	TO	BK	STL	MIN	AVG.
2017-18	8	0	2	11	.182	1	8	.125	0	0	.000	2	0.3	2	0	5	0.6	3	0	0	2	24	3.0
2018-19	8	0	1	5	.200	1	5	.200	0	0	.000	0	0.0	0	0	3	0.4	1	0	0	1	14	1.8
2019-20	13	1	5	14	.357	4	12	.333	0	0	.000	7	0.5	6	6	14	1.1	7	2	1	2	60	4.6
2020-21	12	7	22	56	.393	19	51	.373	0	2	.000	27	2.3	28	2	63	5.3	13	20	5	3	258	21.5
2021-22	14	2	7	23	.304	6	22	.273	2	5	.400	12	0.9	7	0	22	1.6	4	1	0	1	91	6.5
	55	10	37	109	.339	31	98	.316	2	7	.286	48	0.9	43	8	107	1.9	28	23	6	9	447	8.1

SCHWARTZ, SAM

YEAR	GP	GS	FGM	FGA	PCT.	3PT	FGA	PCT.	FTM	FTA	PCT.	REB	AVG	PF	D	PTS	AVG.	AST	TO	BK	STL	MIN	AVG.
1962-63	8		3	11	.273				5	7	.714	9	1.1	5		11	1.4						
1963-64	18		11	34	.323				18	26	.692	25	1.4	17		40	2.2						
1964-65	12		45	90	.500				21	29	.724	42	3.5	22	0	111	9.2						
	38		59	135	.437				44	62	.710	76	2.0	44		162	4.3						

SCHWEISTHAL, JOHN

YEAR	GP	GS	FGM	FGA	PCT.	3PT	FGA	PCT.	FTM	FTA	PCT.	REB	AVG	PF	D	PTS	AVG.	AST	TO	BK	STL	MIN	AVG.
1967-68	24		149	359	.426				92	113	.814	370	15.4	87		390	16.3						
1968-69	25		143	372	.444				105	141	.745	339	13.6	81	4	391	15.6						
	49		292	731	.399				197	254	.776	709	14.5	168		781	15.9						

SCUDERI, FRANK

YEAR	GP	GS	FGM	FGA	PCT.	3PT	FGA	PCT.	FTM	FTA	PCT.	REB	AVG	PF	D	PTS	AVG.	AST	TO	BK	STL	MIN	AVG.
1956-57	23		102	227	.449				103	166	.620	190	8.3	77		307	13.4						
1957-58	19		67	185	.362				45	85	.530	137	7.2	63	2	179	9.4						
1958-59	17		49	116	.422				37	59	.625	184	10.8	61	0	136	8.0						
1959-60	22		58	164	.359				62	100	.602	223	10.1	67		180	8.2						
CAREER	81		276	692	.399				247	410	.602	734	9.1	268		802	9.9						

SHAFFER, MATT

YEAR	GP	GS	FGM	FGA	PCT.	3PT	FGA	PCT.	FTM	FTA	PCT.	REB	AVG	PF	D	PTS	AVG.	AST	TO	BK	STL	MIN	AVG.
2001-02	2	0	0	1	.000	0	0	.000	0	0	.000	1	0.5	0	0	0	0	0	0	0	0	2	1.0

SHARP, ROBERT

YEAR	GP	GS	FGM	FGA	PCT.	3PT	FGA	PCT.	FTM	FTA	PCT.	REB	AVG	PF	D	PTS	AVG.	AST	TO	BK	STL	MIN	AVG.
1957-58	12		19	59	.339				19	29	.650	23	1.9	25	1	57	4.4						
1958-59	22		22	64	.343				21	30	.700	27	1.2	24	0	65	3.0						
	34		41	123	.333				40	59	.678	50	1.5	49	1	122	3.6						

SHAW, ELLIS

YEAR	GP	GS	FGM	FGA	PCT.	3PT	FGA	PCT.	FTM	FTA	PCT.	REB	AVG	PF	D	PTS	AVG.	AST	TO	BK	STL	MIN	AVG.
1963-64	23		19	53	.357				26	51	.509	81	3.5	44		64	2.8						
1964-65	21		29	65	.446				19	33	.575	73	3.5	30	0	79	3.7						
1965-66	21		20	53	.377				9	22	.409	68	3.2	27		49	2.3						
1966-67	25		47	111	.423				23	37	.622	166	5.6	38		117	4.7						
	90		115	282	.408				77	143	.538	388	4.3	139		309	3.4						

SHIFLET, LaBRIAN

YEAR	GP	GS	FGM	FGA	PCT.	3PT	FGA	PCT.	FTM	FTA	PCT.	REB	AVG	PF	D	PTS	AVG.	AST	TO	BK	STL	MIN	AVG.
2016-17	15	2	49	131	.374	25	77	.325	20	25	.800	32	2.1	18	1	143	9.5	13	24	0	8	249	16.6

SHINKMAN, DAVE

YEAR	GP	GS	FGM	FGA	PCT.	3PT	FGA	PCT.	FTM	FTA	PCT.	REB	AVG	PF	D	PTS	AVG.	AST	TO	BK	STL	MIN	AVG.
1960-61	21		32	86	.371				11	17	.647	49	2.3	30	0	75	3.6						
1961-62	25		59	158	.373				28	35	.800	98	3.9	45		146	5.8						
1962-63	24		61	151	.404				24	37	.649	131	5.5	43		146	6.0						
1963-64	26		126	296	.425				57	38	.666	165	6.3	74		290	11.2						
	96		278	691	.402				120	127	.945	443	4.6	192		657	6.8						

SHINN, JASON

YEAR	GP	GS	FGM	FGA	PCT.	3PT	FGA	PCT.	FTM	FTA	PCT.	REB	AVG	PF	D	PTS	AVG.	AST	TO	BK	STL	MIN	AVG.
1987-88	31	8	46	103	.447	3	9	.333	48	68	.706	95	3.1	86	6	142	4.6	23	33	5	14	452	14.6
1988-89	26	1	38	67	.567	1	4	.250	15	25	.600	62	2.4	41	1	92	3.5	7	27	4	11	301	11.6
1989-90	30	10	81	149	.544	1	8	.125	31	39	.795	151	5.0	76	4	194	6.5	43	57	9	14	616	20.5
1990-91	30	30	91	181	.503	10	34	.294	48	58	.828	172	5.7	91	5	240	8.0	33	46	6	14	792	25.4
	117	49	256	500	.512	15	55	.273	142	190	.747	480	4.1	294	16	668	5.7	106	163	24	53	2161	18.5

SHIPMAN, GARY

YEAR	GP	GS	FGM	FGA	PCT.	3PT	FGA	PCT.	FTM	FTA	PCT.	REB	AVG	PF	D	PTS	AVG.	AST	TO	BK	STL	MIN	AVG.
1974-75	13		11	38	.289				3	6	.500	8	0.6			25	1.9						

SIMMS, MICHAEL

YEAR	GP	GS	FGM	FGA	PCT.	3PT	FGA	PCT.	FTM	FTA	PCT.	REB	AVG	PF	D	PTS	AVG.	AST	TO	BK	STL	MIN	AVG.
2005-06	27	15	150	337	.445	53	161	.329	35	60	.583	134	5.0	66	1	388	14.4	32	50	16	28	712	26.4

SINGLETON, RASHAAD

YEAR	GP	GS	FGM	FGA	PCT.	3PT	FGA	PCT.	FTM	FTA	PCT.	REB	AVG	PF	D	PTS	AVG.	AST	TO	BK	STL	MIN	AVG.
2008-09	35	10	95	150	.633	0	0	.000	24	92	.261	155	4.4	56	3	214	6.1	71	67	114	10	548	15.7

STORY, MATT

YEAR	GP	GS	FGM	FGA	PCT.	3PT	FGA	PCT.	FTM	FTA	PCT.	REB	AVG	PF	D	PTS	AVG.	AST	TO	BK	STL	MIN	AVG.
2001-02	29	24	81	225	.360	37	126	.360	51	69	.739	105	3.6	64	3	250	8.6	70	58	10	27	723	24.9
2002-03	30	0	61	148	.412	33	75	.440	10	21	.476	73	2.4	55	0	165	5.5	28	27	2	11	469	15.6
	59	24	142	373	.381	70	201	.348	61	90	.678	178	3.0	119	3	415	7.0	98	85	12	38	1192	20.2

SMITH, BOB

YEAR	GP	GS	FGM	FGA	PCT.	3PT	FGA	PCT.	FTM	FTA	PCT.	REB	AVG	PF	D	PTS	AVG.	AST	TO	BK	STL	MIN	AVG.
1971-72	14		25	55	.454				8	16	.500	36	2.5	27		58	4.1						
1972-73	8		15	29	.516				7	10	.700	20	2.5	17		37	4.6						
1973-74	24		45	94	.479				29	41	.707	77	3.2			119	4.9						
1974-75	25		40	93	.430				28	44	.636	68	2.7			108	4.3						
	71		125	271	.461				72	111	.649	201	2.8			322	4.5						

SMITH, DONOVAN

YEAR	GP	GS	FGM	FGA	PCT.	3PT	FGA	PCT.	FTM	FTA	PCT.	REB	AVG	PF	D	PTS	AVG.	AST	TO	BK	STL	MIN	AVG.
2022-23	19	0	18	42	.429	11	32	.344	3	4	.750	11	0.6	7	0	50	2.6	7	7	0	8	109	5.7

SMITH, OLIVER

YEAR	GP	GS	FGM	FGA	PCT.	3PT	FGA	PCT.	FTM	FTA	PCT.	REB	AVG	PF	D	PTS	AVG.	AST	TO	BK	STL	MIN	AVG.
1981-82	29	0	31	57	.544				30	47	.638	67	2.3	26	0	92	3.2	1	15	1	4	200	6.9
1982-83	31	30	108	201	.537				89	136	.654	188	6.1	113	7	305	9.8	23	73	3	14	762	24.6
	60	30	139	258	.539				119	183	.650	255	4.3	139	7	397	6.6	24	88	4	18	962	16.0

SMITH, TYLER

YEAR	GP	GS	FGM	FGA	PCT.	3PT	FGA	PCT.	FTM	FTA	PCT.	REB	AVG	PF	D	PTS	AVG.	AST	TO	BK	STL	MIN	AVG.
2017-18	30	0	32	66	.485	4	19	.211	7	11	.636	36	1.2	54	2	75	2.5	25	55	7	18	314	10.5
2018-19	19	0	9	27	.333	1	5	.200	14	19	.737	16	0.8	16	0	33	1.7	3	7	0	4	85	4.5
	49	0	41	93	.441	5	24	.208	21	30	.700	52	1.1	70	2	108	2.2	28	62	7	22	399	8.1

SMITH, ZACH

YEAR	GP	GS	FGM	FGA	PCT.	3PT	FGA	PCT.	FTM	FTA	PCT.	REB	AVG	PF	D	PTS	AVG.	AST	TO	BK	STL	MIN	AVG.
2007-08	33	31	117	183	.639	1	5	.200	57	125	.456	239	7.2	76	2	292	8.8	72	72	44	52	897	27.2
2008-09	36	36	85	153	.556	0	1	.000	65	107	.607	232	6.4	83	0	235	6.5	76	58	31	63	921	25.6
	69	67	202	336	.601	1	6	.167	122	232	.526	471	6.8	159	2	527	7.6	148	130	75	115	1818	26.3

SPAIN, MIKE

YEAR	GP	GS	FGM	FGA	PCT.	3PT	FGA	PCT.	FTM	FTA	PCT.	REB	AVG	PF	D	PTS	AVG.	AST	TO	BK	STL	MIN	AVG.
1991-92	22	0	34	53	.642	0	1	.000	19	25	.760	58	2.6	43	0	87	4.0	2	14	1	7	309	14.0
1992-93	31	2	60	109	.551	0	0	.000	35	46	.761	63	2.0	35	0	155	5.0	13	25	5	11	340	11.0
1993-94	27	14	72	131	.550	0	1	.000	20	37	.541	97	3.6	74	3	164	6.1	22	30	14	14	514	19.0
1994-95	28	16	67	122	.549	0	0	.000	35	56	.625	117	4.2	55	1	169	6.0	22	31	11	17	558	19.9
	108	32	233	415	.561	0	2	.000	109	164	.665	335	3.1	207	4	575	5.3	59	100	31	49	1721	15.9

SPATOLA, MIKE

YEAR	GP	GS	FGM	FGA	PCT.	3PT	FGA	PCT.	FTM	FTA	PCT.	REB	AVG	PF	D	PTS	AVG.	AST	TO	BK	STL	MIN	AVG.
1974-75	22		71	154	.461				12	17	.705	29	1.3			154	7.0						
1975-76	25		63	152	.414				38	49	.776	43	1.7			164	6.6						
	47		134	306	.438				50	66	.758	72	1.5			318	6.8						

SPEAS, THEO

YEAR	GP	GS	FGM	FGA	PCT.	3PT	FGA	PCT.	FTM	FTA	PCT.	REB	AVG	PF	D	PTS	AVG.	AST	TO	BK	STL	MIN	AVG.
2010-11	4	0	1	3	.333	0	1	.000	0	0	.000	2	0.5	2	0	2	0.5	0	1	0	0	7	1.8

SPELLMAN, JAREL

YEAR	GP	GS	FGM	FGA	PCT.	3PT	FGA	PCT.	FTM	FTA	PCT.	REB	AVG	PF	D	PTS	AVG.	AST	TO	BK	STL	MIN	AVG.
2015-16	29	25	70	162	.432	2	8	.250	25	37	.676	172	5.9	74	1	167	5.8	15	29	90	12	657	22.7
2016-17	29	27	118	247	.478	6	24	.250	51	76	.671	197	6.8	72	0	293	10.1	18	35	106	18	752	25.9
	58	52	188	409	.460	8	32	.250	76	113	.673	369	6.4	146	1	460	7.9	33	64	196	30	1429	24.6

SPIRO, DAVID

YEAR	GP	GS	FGM	FGA	PCT.	3PT	FGA	PCT.	FTM	FTA	PCT.	REB	AVG	PF	D	PTS	AVG.	AST	TO	BK	STL	MIN	AVG.
1964-65	23		35	103	.340				39	60	.650	52	2.3	52	3	109	4.7						
1965-66	25		91	188	.484				56	72	.777	79	3.1	60		238	9.5						
1966-67	21		28	75	.373				21	29	.724	30	1.4	35		77	3.7						
	69		154	366	.421				116	161	.720	161	2.3	147		424	6.1						

ST. LIFER, LUKE

YEAR	GP	GS	FGM	FGA	PCT.	3PT	FGA	PCT.	FTM	FTA	PCT.	REB	AVG	PF	D	PTS	AVG.	AST	TO	BK	STL	MIN	AVG.
2015-16	9	0	2	4	.500	1	2	.500	1	2	.500	1	0.1	1	0	6	0.7	1	1	0	1	12	1.3
2016-17	7	0	2	3	.667	1	2	.500	3	4	.750	1	0.1	0	0	8	1.1	0	0	0	0	10	1.4
2017-18	6	1	1	5	.200	1	4	.250	0	0	.000	1	0.2	0	0	3	0.5	0	0	0	0	20	3.3
	22	0	5	12	.417	3	8	.375	4	6	.667	3	0.1	1	0	17	0.8	1	1	0	1	42	1.4

STANLEY, TRAVIS

YEAR	GP	GS	FGM	FGA	PCT.	3PT	FGA	PCT.	FTM	FTA	PCT.	REB	AVG	PF	D	PTS	AVG.	AST	TO	BK	STL	MIN	AVG.
1982-83	31	22	162	290	.558				91	113	.805	80	2.6	103	5	415	13.4	43	74	1	45	820	26.5
1983-84	28	28	178	373	.477				111	145	.766	96	3.4	73	1	467	16.7	69	100	6	45	956	34.1
	59	50	340	663	.513				202	258	.783	176	3.0	176	6	882	14.9	112	174	7	90	1776	30.1

STANTON, MARK

YEAR	GP	GS	FGM	FGA	PCT.	3PT	FGA	PCT.	FTM	FTA	PCT.	REB	AVG	PF	D	PTS	AVG.	AST	TO	BK	STL	MIN	AVG.
1970-71	19		18	44	.409				6	13	.431	27	1.9	21		42	2.2						

STEEN, ALEX

YEAR	GP	GS	FGM	FGA	PCT.	3PT	FGA	PCT.	FTM	FTA	PCT.	REB	AVG	PF	D	PTS	AVG.	AST	TO	BK	STL	MIN	AVG.
2022-23	28	2	61	137	.445	24	69	.348	40	56	.714	61	2.2	55	1	186	6.6	27	26	9	15	451	16.1

STEPHENSON, JIM

YEAR	GP	GS	FGM	FGA	PCT.	3PT	FGA	PCT.	FTM	FTA	PCT.	REB	AVG	PF	D	PTS	AVG.	AST	TO	BK	STL	MIN	AVG.
1976-77	25		48	104	.462				43	68	.632	91	3.6			139	5.6						

STEVENS, PAUL

YEAR	GP	GS	FGM	FGA	PCT.	3PT	FGA	PCT.	FTM	FTA	PCT.	REB	AVG	PF	D	PTS	AVG.	AST	TO	BK	STL	MIN	AVG.
1993-94	25	22	63	109	.578	0	0	.000	25	40	.625	180	7.2	91	5	151	6.0	39	34	12	24	556	22.2
1994-95	28	15	71	111	.640	0	0	.000	24	36	.667	150	5.4	91	6	166	5.9	19	21	7	10	536	19.1
	53	37	134	220	.609	0	0	.000	49	76	.645	330	6.2	182	11	317	6.0	58	55	19	34	1092	20.6

STORY, MATT

YEAR	GP	GS	FGM	FGA	PCT.	3PT	FGA	PCT.	FTM	FTA	PCT.	REB	AVG	PF	D	PTS	AVG.	AST	TO	BK	STL	MIN	AVG.
2001-02	29	24	81	225	.360	37	126	.294	51	69	.739	105	3.6	64	3	250	8.6	70	58	10	27	723	24.9
2002-03	31	30	154	348	.443	67	166	.404	113	148	.764	127	4.1	51	0	448	15.7	63	73	11	41	971	31.3
	60	54	235	573	.410	104	292	.356	164	217	.756	232	3.9	115	3	698	11.6	133	131	21	68	1694	28.2

SWEENEY, WILLIAM

YEAR	GP	GS	FGM	FGA	PCT.	3PT	FGA	PCT.	FTM	FTA	PCT.	REB	AVG	PF	D	PTS	AVG.	AST	TO	BK	STL	MIN	AVG.
1957-58	10		2	9	.222				0	2	.000	6	0.6	4	0	4	0.4						
1958-59	14		12	31	.387				9	14	.642	14	1.0	5	0	34	2.4						
	24		14	40	.350				9	16	.563	20	0.8	9	0	38	1.6						

TAYLOR, ANDREW

YEAR	GP	GS	FGM	FGA	PCT.	3PT	FGA	PCT.	FTM	FTA	PCT.	REB	AVG	PF	D	PTS	AVG.	AST	TO	BK	STL	MIN	AVG.
1993-94	18	0	10	16	.625	0	1	.000	9	11	.818	13	0.7	17	0	29	1.6	4	10	1	3	66	2.3
1994-95	15	0	6	21	.286	4	15	.267	4	4	1.000	10	0.7	12	0	20	1.3	8	9	0	3	67	4.5
	33	0	16	37	.432	4	16	.250	13	15	.867	23	0.7	29	0	49	1.5	12	19	1	6	133	4.0

TAZIOLI, KYLE

YEAR	GP	GS	FGM	FGA	PCT.	3PT	FGA	PCT.	FTM	FTA	PCT.	REB	AVG	PF	D	PTS	AVG.	AST	TO	BK	STL	MIN	AVG.
2010-11	17	0	31	68	.456	10	24	.417	9	12	.750	36	2.1	22	0	81	4.8	10	16	9	5	176	10.4

TERTULIEN, FELIX

YEAR	GP	GS	FGM	FGA	PCT.	3PT	FGA	PCT.	FTM	FTA	PCT.	REB	AVG	PF	D	PTS	AVG.	AST	TO	BK	STL	MIN	AVG.
1979-80	33	33	133	296	.449				84	117	.718	157	4.7	106	8	350	10.6	45		12	50		
1980-81	31	31	102	231	.441				66	94	.702	156	5.0	83	3	270	8.7	87		8	28		
	64	64	235	527	.446				150	211	.711	313	4.9	189	11	620	9.7	132		20	78		

THOMAS, TERENCE

YEAR	GP	GS	FGM	FGA	PCT.	3PT	FGA	PCT.	FTM	FTA	PCT.	REB	AVG	PF	D	PTS	AVG.	AST	TO	BK	STL	MIN	AVG.
2000-01	30	0	52	104	.500	0	0	.000	23	37	.622	103	3.4	48	1	127	4.2	7	35	29	10	367	12.2
2001-02	(did not play)																						
2002-03	29	17	50	95	.526	0	0	.000	20	36	.556	89	3.1	46	1	120	4.1	12	32	25	9	412	14.2
2003-04	31	11	73	137	.533	0	1	.000	30	48	.625	107	3.5	64	0	176	5.7	12	41	32	16	597	19.3
2004-05	28	28	78	165	.473	1	3	.333	31	54	.574	102	3.6	66	4	188	6.7	16	43	25	11	567	20.3
	118	56	253	501	.505	1	4	.250	104	175	.594	401	3.4	224	6	611	5.2	47	151	111	46	1943	16.5

THOMPSON, JOHN

YEAR	GP	GS	FGM	FGA	PCT.	3PT	FGA	PCT.	FTM	FTA	PCT.	REB	AVG	PF	D	PTS	AVG.	AST	TO	BK	STL	MIN	AVG.
2008-09	36	19	139	280	.496	1	1	1.000	150	202	.743	315	8.8	101	3	429	11.9	27	69	19	19	842	23.4
2009-10	30	30	180	319	.564	0	0	.000	119	161	.739	270	9.0	85	2	479	16.0	44	71	26	19	818	27.3
	66	49	319	599	.533	1	1	1.000	269	363	.741	585	8.9	186	5	908	13.8	71	140	45	38	1660	25.2

THOMPSON, KEITH

YEAR	GP	GS	FGM	FGA	PCT.	3PT	FGA	PCT.	FTM	FTA	PCT.	REB	AVG	PF	D	PTS	AVG.	AST	TO	BK	STL	MIN	AVG.	
1976-77	25		122	253	.482				53	80	.663	216	8.6			297	11.9							
1977-78	22		30	54	.556				23	38	.605	69	3.1			83	3.8	5	21	7	7			
	47		152	307	.495				76	118	.644	285	6.1			380	8.1							

THURSTON, ALBERT

YEAR	GP	GS	FGM	FGA	PCT.	3PT	FGA	PCT.	FTM	FTA	PCT.	REB	AVG	PF	D	PTS	AVG.	AST	TO	BK	STL	MIN	AVG.	
1975-76	12		10	26	.385				2	4	.500	25	2.1			22	1.8							
1976-77	13		15	45	.333				9	15	.600	37	2.8			39	3.0							
1977-78	26		17	38	.447				8	19	.421	32	1.5			42	2.0	6	16	0	5			
	51		42	109	.385				19	38	.500	94	1.8			103	2.0							

TITUS, RAY

YEAR	GP	GS	FGM	FGA	PCT.	3PT	FGA	PCT.	FTM	FTA	PCT.	REB	AVG	PF	D	PTS	AVG.	AST	TO	BK	STL	MIN	AVG.
1984-85	22	0	48	101	.475				28	32	.875	22	1.0	32	1	124	5.6	22	24	0	16	277	12.6

TOBIN, DON

YEAR	GP	GS	FGM	FGA	PCT.	3PT	FGA	PCT.	FTM	FTA	PCT.	REB	AVG	PF	D	PTS	AVG.	AST	TO	BK	STL	MIN	AVG.	
1956-57	22		149	369	.404				130	167	.778	203	9.2	64		428	19.5							

TOMAN, TOMMY

YEAR	GP	GS	FGM	FGA	PCT.	3PT	FGA	PCT.	FTM	FTA	PCT.	REB	AVG	PF	D	PTS	AVG.	AST	TO	BK	STL	MIN	AVG.
2002-03	31	2	38	97	.392	18	44	.409	18	20	.900	41	1.3	41	0	112	3.6	59	53	1	8	474	15.3
2003-04	30	5	33	97	.340	22	71	.310	11	15	.733	28	0.9	41	1	99	3.3	58	32	2	11	433	14.4
	61	7	71	194	.366	40	115	.348	29	35	.829	69	1.1	82	1	211	3.5	117	85	3	19	907	14.9

TRAVIS, DYLAN

YEAR	GP	GS	FGM	FGA	PCT.	3PT	FGA	PCT.	FTM	FTA	PCT.	REB	AVG	PF	D	PTS	AVG.	AST	TO	BK	STL	MIN	AVG.
2014-15	37	0	131	297	.441	50	146	.342	102	130	.785	139	3.8	73	1	414	11.2	76	44	3	55	893	24.1
2015-16	24	23	159	355	.448	57	142	.401	142	169	.840	176	7.3	48	0	517	21.5	117	86	3	50	861	35.9
	61	23	290	652	.445	107	288	.372	244	299	.816	315	5.2	121	1	931	15.3	193	130	6	105	1754	28.8

TUCKER, DREW

YEAR	GP	GS	FGM	FGA	PCT.	3PT	FGA	PCT.	FTM	FTA	PCT.	REB	AVG	PF	D	PTS	AVG.	AST	TO	BK	STL	MIN	AVG.	
1975-76	17		22	49	.449				11	19	.579	27	1.6			55	3.2							
1976-77	25		95	242	.393				49	71	.690	0	3.2			239	9.6							
1977-78	27		142	312	.455				80	116	.689	63	2.3			364	13.5	142	72	0	28			
1978-79	30		191	397	.481				127	159	.798	73	2.4			509	16.9	71		1	30			
	99		450	1000	.450				267	365	.732	163	1.6			1167	11.8							

TUMER, COREY

YEAR	GP	GS	FGM	FGA	PCT.	3PT	FGA	PCT.	FTM	FTA	PCT.	REB	AVG	PF	D	PTS	AVG.	AST	TO	BK	STL	MIN	AVG.
1995-96	30	0	79	194	.407	20	54	.370	51	84	.607	63	2.1	43	0	229	7.6	85	49	4	38	689	23.0
1996-97	32	32	128	309	.414	23	84	.274	106	159	.667	114	3.6	59	0	385	12.0	146	98	7	68	1117	34.9
1997-98	30	30	116	310	.374	28	87	.322	82	120	.683	79	2.6	48	0	342	11.4	96	57	7	67	942	31.4
1999-99	36	36	140	350	.400	66	154	.429	115	159	.723	107	3.0	57	0	461	12.8	97	67	5	58	1036	28.8
	128	98	463	1163	.398	137	379	.361	354	522	.678	363	2.8	207	0	1417	11.1	424	271	23	231	3784	29.6

TURNER, DANIEL

YEAR	GP	GS	FGM	FGA	PCT.	3PT	FGA	PCT.	FTM	FTA	PCT.	REB	AVG	PF	D	PTS	AVG.	AST	TO	BK	STL	MIN	AVG.
2014-15	32	0	28	71	.394	4	13	.308	40	47	.851	83	2.6	69	2	100	3.1	8	13	5	14	328	10.3

TURNER, STEPHEN

YEAR	GP	GS	FGM	FGA	PCT.	3PT	FGA	PCT.	FTM	FTA	PCT.	REB	AVG	PF	D	PTS	AVG.	AST	TO	BK	STL	MIN	AVG.
2013-14	28	0	15	37	.405	2	11	.182	12	15	.800	45	1.6	31	0	44	1.6	7	11	0	5	190	6.8
2015-16	26	1	20	54	.370	6	17	.353	12	20	.600	40	1.5	20	0	58	2.2	4	7	2	6	176	6.8
	54	1	35	91	.385	8	28	.286	24	35	.686	85	1.6	51	0	102	1.9	11	18	2	11	366	6.8

TYRELL, DONOLLY

YEAR	GP	GS	FGM	FGA	PCT.	3PT	FGA	PCT.	FTM	FTA	PCT.	REB	AVG	PF	D	PTS	AVG.	AST	TO	BK	STL	MIN	AVG.
1986-87	28	3	59	101	.574	0	0	.000	34	46	.739	80	2.9	51	2	152	5.4	9	29	4	4	320	11.4
1987-88	34	34	184	296	.622	0	0	.000	117	170	.688	183	5.4	84	1	485	14.3	25	74	13	21	972	28.6
1988-89	31	31	203	349	.582	0	0	.000	132	172	.767	196	6.3	79	3	538	17.4	13	71	6	19	1008	32.5
1989-90	30	30	232	385	.603	0	0	.000	129	178	.725	258	8.6	80	3	593	19.8	24	76	9	41	954	31.8
	123	98	678	1131	.599	0	0	.000	412	566	.728	717	5.8	294	9	1768	14.4	71	250	32	85	3254	26.5

UTZ, STEVE

YEAR	GP	GS	FGM	FGA	PCT.	3PT	FGA	PCT.	FTM	FTA	PCT.	REB	AVG	PF	D	PTS	AVG.	AST	TO	BK	STL	MIN	AVG.
1971-72	10		16	28	.571				10	13	.769	7	0.7	12		42	4.2						
1972-73	6		5	15	.333				6	8	.750	7	1.1	6		16	2.6						
1973-74	22		49	103	.476				12	21	.571	26	1.2			110	5.0						
1974-75	18		36	87	.413				12	16	.750	21	1.1			84	4.4						
	56		106	233	.455				40	58	.690	61	1.1			252	4.5						

VANA, KEN

YEAR	GP	GS	FGM	FGA	PCT.	3PT	FGA	PCT.	FTM	FTA	PCT.	REB	AVG	PF	D	PTS	AVG.	AST	TO	BK	STL	MIN	AVG.
1969-70	8		0	1	.000				2	4	.500	7	0.8	6		2	0.2						
1970-71	4		2	2	1.000				3	4	.750	1	0.5	3		7	1.8						
1971-72	8		0	3	.000				3	3	1.000	2	0.2	1		3	0.3						
1972-73	18		12	29	.413				13	14	.928	8	0.3	11		37	2.0						
	38		14	35	.400				21	25	.840	18	0.5	21		49	1.3						

VANIDERSTINE, GARY

YEAR	GP	GS	FGM	FGA	PCT.	3PT	FGA	PCT.	FTM	FTA	PCT.	REB	AVG	PF	D	PTS	AVG.	AST	TO	BK	STL	MIN	AVG.
1969-70	5		0	9	.000				2	3	.667	4	0.8	4		2	0.4						
1970-71	2		1	3	.333				1	1	1.000	2	1.0	3		3	1.5						
1971-72	16		23	56	.410				6	9	.667	18	1.1	20		52	3.2						
	23		24	68	.353				9	13	.692	24	1.0	27		57	2.5						

VARNER, RON

YEAR	GP	GS	FGM	FGA	PCT.	3PT	FGA	PCT.	FTM	FTA	PCT.	REB	AVG	PF	D	PTS	AVG.	AST	TO	BK	STL	MIN	AVG.
1968-69	23		73	174	.419				50	71	.704	60	2.6	69	4	196	8.3						
1969-70	24		89	201	.442				60	80	.750	83	3.5	64		238	9.9						
	47		162	375	.432				110	151	.728	143	3.0	133		434	9.2						

VELEY, CONLIN

YEAR	GP	GS	FGM	FGA	PCT.	3PT	FGA	PCT.	FTM	FTA	PCT.	REB	AVG	PF	D	PTS	AVG.	AST	TO	BK	STL	MIN	AVG.
2009-10	7	0	1	4	.250	1	3	.333	2	2	1.000	3	0.4	0	0	5	0.7	1	1	0	0	20	2.9
2010-11	1	0	0	0	.000	0	0	.000	0	0	.000	0	0.0	0	0	0	0.0	0	0	1	0	1	1.0
	8	0	1	4	.250	1	3	.333	2	2	1.000	3	0.4	0	0	5	0.6	1	1	1	0	21	2.6

VINES, CAMERON

YEAR	GP	GS	FGM	FGA	PCT.	3PT	FGA	PCT.	FTM	FTA	PCT.	REB	AVG	PF	D	PTS	AVG.	AST	TO	BK	STL	MIN	AVG.
2011-12	30	10	82	202	.406	5	22	.227	29	61	.475	132	4.4	58	1	198	6.6	30	41	5	28	570	19.0
2012-13	33	1	114	255	.447	32	93	.344	44	91	.484	155	4.7	59	1	304	9.2	45	39	8	47	718	21.8
	63	11	196	457	.429	37	115	.322	73	152	.480	287	4.6	117	2	502	8.0	75	80	13	75	1288	20.4

VITITO, TOM

YEAR	GP	GS	FGM	FGA	PCT.	3PT	FGA	PCT.	FTM	FTA	PCT.	REB	AVG	PF	D	PTS	AVG.	AST	TO	BK	STL	MIN	AVG.
1957-58	3		1	1	1.000				1	1	1.000	1	0.3	2	0	3	1.0						

VOLOVIC, MICHAEL

YEAR	GP	GS	FGM	FGA	PCT.	3PT	FGA	PCT.	FTM	FTA	PCT.	REB	AVG	PF	D	PTS	AVG.	AST	TO	BK	STL	MIN	AVG.
2014-15	37	0	79	197	.401	53	139	.381	70	90	.778	47	1.3	84	0	281	7.6	73	29	0	30	735	19.9
2015-16	22	21	85	227	.374	44	140	.314	59	70	.843	59	2.7	57	0	273	12.4	90	39	2	20	722	32.8
2016-17	29	28	136	342	.398	85	217	.392	91	113	.805	41	1.4	69	0	448	15.4	94	51	1	22	952	32.8
	88	49	300	766	.392	182	496	.367	220	273	.806	147	1.7	210	0	1002	11.4	257	119	3	72	2424	27.5

WALLACE, KEVIN

YEAR	GP	GS	FGM	FGA	PCT.	3PT	FGA	PCT.	FTM	FTA	PCT.	REB	AVG	PF	D	PTS	AVG.	AST	TO	BK	STL	MIN	AVG.
1996-97	5	0	0	6	.000	0	0	.000	0	0	.000	1	0.2	1	0	0	0.0	0	1	1	0	8	1.6
1997-98	11	0	2	10	.200	0	1	.000	2	4	.500	4	0.4	4	0	6	0.5	0	2	0	1	18	1.6
1998-99	7	0	4	7	.571	2	3	.667	0	0	.000	0	0.0	1	0	10	1.4	0	0	0	0	8	1.1
	23	0	6	23	.261	2	4	.500	2	4	.500	5	0.2	6	0	16	0.7	0	3	1	1	34	1.5

WASHINGTON, REGGIE

YEAR	GP	GS	FGM	FGA	PCT.	3PT	FGA	PCT.	FTM	FTA	PCT.	REB	AVG	PF	D	PTS	AVG.	AST	TO	BK	STL	MIN	AVG.
1991-92	30	29	86	203	.424	21	48	.438	39	82	.476	108	3.6	74	3	232	7.7	54	52	7	25	920	30.7
1992-93	31	31	89	187	.476	30	80	.375	49	87	.563	135	4.4	69	1	257	8.3	77	76	9	36	962	31.0
	61	60	175	390	.449	51	128	.398	88	169	.521	243	4.0	143	4	489	8.0	131	128	16	61	1882	30.9

WASHINGTON, WAYNE

YEAR	GP	GS	FGM	FGA	PCT.	3PT	FGA	PCT.	FTM	FTA	PCT.	REB	AVG	PF	D	PTS	AVG.	AST	TO	BK	STL	MIN	AVG.
1983-84	18	4	16	41	.390				10	16	.625	17	0.9	27	1	42	2.3	23	28	0	9	222	12.3

WATKINS, YURI

YEAR	GP	GS	FGM	FGA	PCT.	3PT	FGA	PCT.	FTM	FTA	PCT.	REB	AVG	PF	D	PTS	AVG.	AST	TO	BK	STL	MIN	AVG.
2003-04	9	0	9	18	.500	2	4	.500	1	3	.333	11	1.2	10	0	21	2.3	0	9	1	3	75	8.3

WEERASOORIYA, SHANAKA

YEAR	GP	GS	FGM	FGA	PCT.	3PT	FGA	PCT.	FTM	FTA	PCT.	REB	AVG	PF	D	PTS	AVG.	AST	TO	BK	STL	MIN	AVG.
1991-92	8	0	2	9	.222	1	2	.500	2	2	1.000	3	0.4	3	0	7	0.9	4	4	0	0	21	2.6
1992-93											(did not play)												
1993-94	27	0	11	18	.611	1	3	.333	9	13	.692	19	0.7	32	0	32	1.2	21	15	1	5	224	8.3
1994-95	28	15	54	128	.422	21	55	.382	35	43	.814	54	1.9	71	0	164	5.9	102	54	2	18	731	26.1
1995-96	30	30	104	236	.441	42	105	.400	88	118	.746	61	2.0	61	1	338	11.3	165	71	2	28	1015	33.8
	93	45	171	391	.437	65	165	.394	134	176	.761	137	1.5	167	1	541	5.8	292	144	5	51	1991	21.4

WELLS, JOHN

YEAR	GP	GS	FGM	FGA	PCT.	3PT	FGA	PCT.	FTM	FTA	PCT.	REB	AVG	PF	D	PTS	AVG.	AST	TO	BK	STL	MIN	AVG.
1961-62	24		54	119	.453				29	44	.658	45	1.8	24		137	5.7						
1962-63	22		70	156	.448				32	48	.666	35	1.6	38		172	7.8						
1963-64	26		108	273	.395				78	100	.780	93	3.6	73		294	11.3						
	72		232	548	.423				139	192	.724	173	2.4	135		603	8.4						

WHALLEY, RICHARD

YEAR	GP	GS	FGM	FGA	PCT.	3PT	FGA	PCT.	FTM	FTA	PCT.	REB	AVG	PF	D	PTS	AVG.	AST	TO	BK	STL	MIN	AVG.
1959-60	22		111	272	.407				39	55	.709	58	2.6	43		261	11.8						
1960-61	24		77	219	.352				24	40	.600	47	2.0	54	0	178	7.4						
	46		188	491	.383				63	95	.663	105	2.3	97	0	439	9.5						

WHEAT, FRANK

YEAR	GP	GS	FGM	FGA	PCT.	3PT	FGA	PCT.	FTM	FTA	PCT.	REB	AVG	PF	D	PTS	AVG.	AST	TO	BK	STL	MIN	AVG.
1959-60	8		2	12	.166				6	13	.461	5	1.0	12		10	1.2						

WHISENANT, ANDREW

YEAR	GP	GS	FGM	FGA	PCT.	3PT	FGA	PCT.	FTM	FTA	PCT.	REB	AVG	PF	D	PTS	AVG.	AST	TO	BK	STL	MIN	AVG.
2020-21	4	1	0	2	.000	0	2	.000	2	2	1.000	2	0.5	0	0	2	0.5	0	0	0	0	7	1.8

WHITE, JESSE

YEAR	GP	GS	FGM	FGA	PCT.	3PT	FGA	PCT.	FTM	FTA	PCT.	REB	AVG	PF	D	PTS	AVG.	AST	TO	BK	STL	MIN	AVG.
1991-92	30	22	178	381	.467	55	139	.396	52	89	.584	121	4.0	66	0	463	15.4	90	70	18	50	879	29.3
1992-93	32	31	162	339	.478	50	149	.336	40	65	.615	107	3.3	75	2	414	12.9	128	64	20	99	949	29.7
	62	53	340	720	.472	105	288	.365	92	154	.597	228	3.7	141	2	877	14.1	218	134	38	149	1828	29.5

WILCOX, WILLIAM

YEAR	GP	GS	FGM	FGA	PCT.	3PT	FGA	PCT.	FTM	FTA	PCT.	REB	AVG	PF	D	PTS	AVG.	AST	TO	BK	STL	MIN	AVG.
1985-86	32	11	123	263	.468				56	87	.644	128	4.0	82	2	302	9.4	45	58	16	38	686	21.4
1986-87	30	28	252	442	.570	1	7	.143	161	219	.735	185	6.2	91	6	666	22.2	38	75	9	75	949	31.6
	62	39	375	705	.532	1	7	.143	217	306	.709	313	5.0	173	8	968	15.6	83	133	25	113	1635	26.4

WILKINS, MYLES

YEAR	GP	GS	FGM	FGA	PCT.	3PT	FGA	PCT.	FTM	FTA	PCT.	REB	AVG	PF	D	PTS	AVG.	AST	TO	BK	STL	MIN	AVG.
2016-17	12	0	3	6	.500	0	0	.000	4	8	.500	11	0.9	12	0	10	0.8	1	2	0	1	47	3.9
2017-18	4	0	1	1	1.000	0	0	.000	1	1	1.000	1	0.3	1	0	3	0.8	0	0	0	1	14	3.5
2018-19	8	1	0	0	.000	0	0	.000	0	0	.000	5	0.6	3	0	0	0.0	1	2	0	0	14	1.8
	24	1	4	7	.571	0	0	.000	5	9	.556	17	0.7	16	0	13	0.5	2	4	0	2	75	3.1

WILLIAMS, BLAKE

YEAR	GP	GS	FGM	FGA	PCT.	3PT	FGA	PCT.	FTM	FTA	PCT.	REB	AVG	PF	D	PTS	AVG.	AST	TO	BK	STL	MIN	AVG.
2003-04	31	25	56	123	.455	10	28	.357	25	38	.658	165	5.3	57	0	147	4.7	29	37	12	23	746	24.1
2004-05	28	13	40	112	.357	15	51	.294	22	27	.815	135	4.8	55	1	117	4.2	29	34	15	13	552	19.7
2005-06	25	24	53	111	.477	9	39	.231	38	48	.792	188	7.5	59	1	153	6.1	28	18	10	16	617	24.7
	84	62	149	346	.431	34	118	.288	85	113	.752	488	5.8	171	2	417	5.0	86	89	37	52	1915	22.8

WILLIAMS, BRAXTON

YEAR	GP	GS	FGM	FGA	PCT.	3PT	FGA	PCT.	FTM	FTA	PCT.	REB	AVG	PF	D	PTS	AVG.	AST	TO	BK	STL	MIN	AVG.
2004-05	23	14	52	148	.351	26	86	.302	35	51	.686	57	2.5	56	3	165	7.2	35	34	2	18	599	26.0
2005-06											(did not play)												
2006-07	27	25	56	160	.350	30	76	.395	29	40	.725	93	3.4	69	2	171	6.3	59	33	1	13	654	24.2
2007-08	33	33	100	241	.415	63	159	.396	60	67	.896	106	3.2	81	2	323	9.8	99	47	3	36	914	27.7
2008-09	36	31	84	224	.375	66	173	.382	36	47	.766	89	2.5	81	1	270	7.5	84	32	1	22	898	24.9
	119	103	292	773	.378	185	494	.374	160	205	.780	345	2.9	287	8	929	7.8	277	146	7	89	3065	25.8

WILLIAMS, DOMINIQUE

YEAR	GP	GS	FGM	FGA	PCT.	3PT	FGA	PCT.	FTM	FTA	PCT.	REB	AVG	PF	D	PTS	AVG.	AST	TO	BK	STL	MIN	AVG.
2012-13	27	2	43	106	.406	8	24	.333	38	56	.679	81	3.0	46	1	132	4.9	22	26	6	17	391	14.5
2013-14	31	0	75	179	.419	29	83	.349	59	71	.831	86	2.8	49	0	238	7.7	27	33	2	18	506	16.3
2014-15	37	0	118	250	.472	57	130	.438	63	82	.768	136	3.7	66	1	356	9.6	28	42	7	26	693	18.7
2015-16	28	27	199	455	.437	87	215	.405	62	83	.747	112	4.0	61	0	547	19.5	79	68	6	23	934	33.4
	123	29	435	990	.439	181	452	.400	222	292	.760	415	3.4	222	2	1273	10.3	156	169	21	84	2524	20.5

WILLIAMS, IVAN

YEAR	GP	GS	FGM	FGA	PCT.	3PT	FGA	PCT.	FTM	FTA	PCT.	REB	AVG	PF	D	PTS	AVG.	AST	TO	BK	STL	MIN	AVG.
1993-94	24	6	26	77	.338	5	30	.167	19	33	.576	41	1.7	36	1	76	3.2	15	15	6	23	300	10.0
1994-95	28	17	42	106	.396	8	28	.286	25	43	.581	48	1.7	68	1	117	4.2	67	46	6	52	630	22.5
1995-96	28	28	32	79	.405	9	31	.290	12	29	.414	54	1.9	70	2	85	3.0	85	34	7	44	662	23.6
	80	51	100	262	.382	22	89	.247	56	105	.533	143	1.8	174	4	278	3.5	167	95	19	119	1592	19.9

WILLIAMS, JON

YEAR	GP	GS	FGM	FGA	PCT.	3PT	FGA	PCT.	FTM	FTA	PCT.	REB	AVG	PF	D	PTS	AVG.	AST	TO	BK	STL	MIN	AVG.
2009-10	7	0	3	7	.429	0	1	.000	2	4	.500	5	0.7	6	0	8	1.1	4	3	0	0	28	4.0
2010-11	9	0	2	2	1.000	0	0	.000	2	3	.667	1	0.1	3	0	6	0.7	3	4	0	2	17	1.9
2011-12	19	0	3	18	.167	0	1	.000	5	6	.833	11	0.6	23	1	11	0.6	15	6	0	4	88	4.6
	35	0	8	27	.296	0	2	.000	9	13	0.692	17	0.5	32	1	25	0.7	22	13	0	6	133	3.8

WILLIAMS, JORDAN

YEAR	GP	GS	FGM	FGA	PCT.	3PT	FGA	PCT.	FTM	FTA	PCT.	REB	AVG	PF	D	PTS	AVG.	AST	TO	BK	STL	MIN	AVG.
2008-09	9	0	6	6	1.000	0	0	.000	0	2	.000	2	0.2	1	0	12	1.3	1	1	0	2	20	2.2

WILLIAMS, WILLIE

YEAR	GP	GS	FGM	FGA	PCT.	3PT	FGA	PCT.	FTM	FTA	PCT.	REB	AVG	PF	D	PTS	AVG.	AST	TO	BK	STL	MIN	AVG.
1971-72	28		153	280	.546				79	129	.612	212	7.5	85		385	13.7						
1972-73	25		104	216	.481				33	58	.569	200	8.0	50		243	9.7						
	53		257	496	.518				112	187	.599	412	7.8	135		628	11.8						

WOERNER, PAUL

YEAR	GP	GS	FGM	FGA	PCT.	3PT	FGA	PCT.	FTM	FTA	PCT.	REB	AVG	PF	D	PTS	AVG.	AST	TO	BK	STL	MIN	AVG.
1982-83	17	0	21	33	.636				9	18	.500	39	2.3	19	0	51	3.0	4	10	0	9	134	7.9
1983-84	17	8	26	55	.473				26	34	.765	49	2.9	26	0	78	4.6	1	23	2	6	203	11.9
	34	8	47	88	.534				35	52	.673	88	2.6	45	0	129	3.8	5	33	2	15	337	9.9

WOOD, DAVID

YEAR	GP	GS	FGM	FGA	PCT.	3PT	FGA	PCT.	FTM	FTA	PCT.	REB	AVG	PF	D	PTS	AVG.	AST	TO	BK	STL	MIN	AVG.
2009-10	6	0	18	42	.429	6	17	.353	3	9	.333	15	2.5	8	0	45	7.5	13	7	1	9	84	14.0

WOOTEN, CAMERON

YEAR	GP	GS	FGM	FGA	PCT.	3PT	FGA	PCT.	FTM	FTA	PCT.	REB	AVG	PF	D	PTS	AVG.	AST	TO	BK	STL	MIN	AVG.
2006-07	28	20	65	155	.419	21	50	.420	56	79	.709	111	4.0	71	2	207	7.4	31	36	4	11	639	22.8
2007-08	33	0	60	115	.522	26	58	.448	19	26	.731	62	1.9	48	0	165	5.0	29	20	2	9	397	12.0
2008-09																							
2009-10	30	0	46	110	.418	21	49	.429	21	27	.778	85	2.8	62	2	134	4.5	16	15	6	6	411	13.7
2010-11	31	17	77	189	.407	37	98	.378	46	59	.780	163	5.3	90	4	237	7.6	49	42	4	14	691	22.3
	122	37	248	569	.436	105	255	.412	142	191	.743	421	3.5	271	8	743	6.1	125	113	16	40	2138	17.5

WOZNIAK, LEN

YEAR	GP	GS	FGM	FGA	PCT.	3PT	FGA	PCT.	FTM	FTA	PCT.	REB	AVG	PF	D	PTS	AVG.	AST	TO	BK	STL	MIN	AVG.
1960-61	12		48	108	.444				21	37	.568	127	10.6	36	1	118	9.8						
1961-62	21		48	108	.444				16	27	.592	105	5.0	40		112	5.3						
1962-63	25		59	145	.407				24	48	.500	178	7.9	50		141	5.6						
	58		155	361	.429				61	112	.545	410	7.1	126		371	6.4						

WRIGHT, DAN

YEAR	GP	GS	FGM	FGA	PCT.	3PT	FGA	PCT.	FTM	FTA	PCT.	REB	AVG	PF	D	PTS	AVG.	AST	TO	BK	STL	MIN	AVG.
1974-75	26		202	390	.517				65	99	.656	70	2.7			469	18.3						
1975-76	26		234	464	.210				64	102	.627	87	3.3			532	20.5						
	52		436	854	.511				129	201	.642	157	3.0			1001	19.3						

WRIGHT, LESTER

YEAR	GP	GS	FGM	FGA	PCT.	3PT	FGA	PCT.	FTM	FTA	PCT.	REB	AVG	PF	D	PTS	AVG.	AST	TO	BK	STL	MIN	AVG.
1978-79	30		234	437	.535				135	174	.775	214	7.1			603	20.1	37		17	33		

ZABLOTNY, SHELDON

YEAR	GP	GS	FGM	FGA	PCT.	3PT	FGA	PCT.	FTM	FTA	PCT.	REB	AVG	PF	D	PTS	AVG.	AST	TO	BK	STL	MIN	AVG.
2015-16	29	9	150	350	.429	75	194	.387	24	30	.800	80	2.8	91	4	399	13.8	35	51	1	22	672	23.2

ZELAZOWSKI, CLAY

YEAR	GP	GS	FGM	FGA	PCT.	3PT	FGA	PCT.	FTM	FTA	PCT.	REB	AVG	PF	D	PTS	AVG.	AST	TO	BK	STL	MIN	AVG.
2003-04	1	0	0	0	.000	0	0	.000	0	0	.000	0	0.0	1	0	0	0.0	0	0	0	0	1	1.0

ZIPKO, BOB

YEAR	GP	GS	FGM	FGA	PCT.	3PT	FGA	PCT.	FTM	FTA	PCT.	REB	AVG	PF	D	PTS	AVG.	AST	TO	BK	STL	MIN	AVG.
1980-81	16	0	22	45	.488				17	26	.653	8	0.5	4	0	61	3.8	5		0	2		
1981-82	32	6	67	130	.515				42	51	.824	47	1.5	31	0	176	5.5	35	31	1	6	496	15.5
	48	6	89	175	.509				59	77	.766	55	1.1	35	0	237	4.9	40		1	8		

MOGS

