2021-22 PROVIDENCE COLLEGE BASKETBALL

RV/RV South Dakota State (30-4, 18-0 Summit League) 13 seed vs.
#13/#13 Providence College (25-5, 14-3 BIG EAST) 4 seed
Thursday, March 17, 2022 - 12:40 p.m.
KeyBank Center - Buffalo, N.Y.
NCAA Tournament First Round - Game #31 - truTV

2021-22 SCHEDULE & RESULTS

NOVEMBER				
9	**Tue.**	**FAIRFIELD**	**FS1**	**W, 80-73**
11	**Thur.**	**SACRED HEART**	**FS1**	**W, 92-64**
15	Mon.	at Wisconsin	FS1	W, 63-58
18	**Thur.**	**NEW HAMPSHIRE**	**FS2**	**W, 69-58**
22	Mon.	vs. Northwestern %	ESPN+	W, 77-72
23	Tue.	vs. Virginia %	ESPN2	L, 58-40
27	**Sat.**	**SAINT PETER'S**	**FS2**	**W, 85-71**
DECEMBER				
1	**Wed.**	**TEXAS TECH**	**FS1**	**W, 72-68**
4	**Sat.**	**RHODE ISLAND**	**CBS Sports Net**	**W, 66-52**
7	**Tue.**	**VERMONT**	**FS1**	**W, 68-58**
11	**Sat.**	**CENTRAL CONN.**	**FS1**	**W, 68-53**
18	Sat.	at #20/#22 Connecticut *	FOX	W, 57-53
29	**Wed.**	**#15/#13 SETON HALL***	**FS1**	**W, 70-65**
JANUARY				
1	Sat.	at DePaul *	FOX	W, 70-53
4	Tue.	at Marquette *	FS1	L, 88-56
8	**Sat.**	**ST. JOHN'S ***	**FS1**	**W, 83-73**
11	Tue.	at Creighton	FS1	Canceled
15	**Sat.**	**CONNECTICUT ***	**FS1**	**Canceled**
18	Tue.	at Seton Hall *	FS1	Canceled
20	**Thur.**	**GEORGETOWN ***	**FS1**	**W, 83-75**
23	**Sun.**	**BUTLER ***	**FS1**	**W, 69-62**
26	Wed.	at #21/#23 Xavier *	CBS Sports Net	W, 65-62
30	**Sun.**	**#22/rv MARQUETTE ***	**FS1**	**W, 65-63**
FEBRUARY				
1	Tue.	at St. John's *	CBS Sports Net	W, 86-82
6	Sun.	at Georgetown *	FS1	W, 71-52
12	**Sat.**	**DEPAUL ***	**FS1**	**W, 76-73, OT**
15	**Tue.**	**#10/#10 VILLANOVA ***	**CBS Sports Net**	**L, 89-84**
20	Sun.	at Butler *	FS1	W, 71-70 OT
23	**Wed.**	**XAVIER ***	**CBS Sports Net**	**W, 99-92 3OT**
26	**Sat.**	**CREIGHTON ***	**FS1**	**W, 72-51**
MARCH				
1	Tue.	at #11/#11 Villanova *	FS1	L, 76-74
10	Thur.	vs. Butler &	FS1	W, 65-61
11	Fri.	vs. Creighton &	FS1	L, 85-58
18	Thur.	vs. RV/RV South Dakota St. +	truTV	12:40 p.m.

ALL GAMES ARE EASTERN TIME AND SUBJECT TO CHANGE
&-BIG EAST Tournament at Madison Square Garden
#-Gavitt Tipoff Games
%- Legends Classic (Prudential Center)
* - BIG EAST game
+ - NCAA Tournament First/Second Rounds (KeyBank Center)

BROADCAST INFORMATION

Television Broadcast: truTV
Brad Nessler (play-by-play) & Brendan Haywood (analyst)
Evan Washburn (sideline)

National Radio Broadcast: Westwood One
Scott Graham (play-by-play) & Jon Crispin (analyst)

Radio Broadcast: WPRO-99.7 FM/630 AM
John Rooke (play-by-play) & Joe Hassett (analyst)

Internet Broadcast: 630wpro.com and TuneIn app

GENERAL INFORMATION

Location:	Providence, R.I. 02918
Founded:	1917
Enrollment:	4,065
President:	Rev. Kenneth Sicard, O.P.
Assoc. VP/Athletic Director:	Robert G. Driscoll, Jr.
Conference:	BIG EAST
Home Arena:	Alumni Hall (1,854) Dunkin' Donuts Center (12,410)
1st Yr of Basketball:	1926-27 (94th season)
All-Time Record:	**1,520-1,013 (.600)**
Years in NCAA Tournament:	20 Times -- 2018 (last)
Years in NIT:	20 Times -- 2019 (last)
Head Coach:	Ed Cooley (Stonehill '94)
Career Record:	**311-209/15th Season**
Record at Providence:	**219-140 (106-92)/11th Season**
Assistant Coach:	Jeff Battle
Assistant Coach:	Brian Blaney
Assistant Coach:	Ivan Thomas
Dir. of Basketball Operations:	Kevin Kurbec
Associate Director Player Development:	Bob Walsh
Special Assistant to the Head Coach:	LaDontae Henton
Senior Associate AD for Media Relations:	Arthur Parks
Office Phone:	(401) 865-2759
Cell Phone:	(401) 378-7334
E-mail:	aparks@providence.edu
Website:	friars.com
Twitter:	@PCFriarsMBB @PCAthletics
Facebook:	Facebook.com/FriarFaithful

2021-22 PROVIDENCE COLLEGE ROSTER

PROBABLE STARTERS — **2021-22 PPG/RPG**

0 Nate Watson, Gr., C, 6-10, 260 — **13.8/5.4**
Portsmouth, Va./Bishop O'Connell HS '17

1 Al Durham, Gr., G, 6-4, 180 — **13.4/3.3 apg**
Lilburn, Ga./Bermar High School '17/Indiana '21

11 A.J. Reeves, Sr., G, 6-6, 205 — **10.0/2.8**
Roxbury, Mass./Brimmer and May School '18

14 Noah Horchler, Gr., F, 6-8, 220 — **9.6/8.3**
Melbourne, Fla./Melbourne High School '16/North Florida

15 Justin Minaya, Gr., F, 6-7, 210 — **6.4/5.8**
Harrington Park, N.J./Northern Valley at Old Tappan '17/South Carolina '21

OFF THE BENCH

3 Matteus Case, Fr., G, 6-5, 190 — **1.3/0.3**
Pickering, Ontario/Chaminade College Prep '20/Pennsylvania

4 Jared Bynum, RS Jr., G, 5-10, 180 — **12.7/4.2 apg**
Largo, Md./Georgetown Prep '18/Saint Joseph's

5 Ed Croswell, Sr., F, 6-8, 245 — **5.2/4.5**
Philadelphia, Pa./St. Joseph's Prep '18/LaSalle

10 Alyn Breed, So., G, 6-3, 190 — **3.3/1.3**
Powder Springs, Ga./McEachern '19

12 Brycen Goodine, Jr., G, 6-4, 190 — **2.1/0.7**
New Bedford, Mass./St. Andrew's School '19/Syracuse

22 Luke Fonts, Fr., G, 6-1, 180 — **0.0/0.0**
Portsmouth, R.I./Portsmouth Abbey School '21

23 Legend Geeter, Fr., F, 6-8, 235 — **DNP**
River Rouge, Mich./River Rouge High School '21

24 Andrew Fonts, Gr., G, 6-2, 175 — **0.9/0.3**
Portsmouth, R.I./Portsmouth Abbey School '17

30 Rafael Castro, Fr., F, 6-10, 215 — **DNP**
Dover, N.J./Dover High School '21

33 Kieran O'Haire, Fr., F, 6-3, 185 — **DNP**
Menands, N.Y./The Albany Academy '21

PRONUNCIATON GUIDE - #14 Noah Hork - Lur; #15 Justin Min - Eye - Ah
#23 Legend Jee - Tur; #3 Ma Tay Us Case

Friar Tid Bits:

*The Friars are making their 21st NCAA Tournament appearance and first since 2018.
*The Friars are 15-21 all time in the NCAA Tournament with two trips to the Final Four (1973 and 1987).
*Ed Cooley has led the Friars to **SIX** NCAA Tourneys in 11 years, which is more than any other coach at PC.
*The Friars are making their **FIRST** appearance as a No. 4 seed, which is the highest seed they have achieved.
*Nate Watson is the only Friar who has played in the NCAA Tournament (2018 vs. Texas A&M).
*The Friars won the BIG EAST regular season title for the **FIRST** time ever in 2022.
*The Friars won 14 games in BIG EAST play for the **FIRST** time ever in 2022.
*The Friars are 11-2 in games decided by five points or less.
*Since the 2013-14 season (nine years, the Friars are 68-27 (.716) in games decided by 5 points or less.
*Friars are 4-2 vs. ranked teams - (Wins at No. 20 UConn, vs. No. 15 Seton Hall, at No. 21 Xavier, vs. No. 22 Marquette).
*The Friars are 3-0 in overtime games this season.
*As of March 14, the Friars had a Net Ranking of **33**, which includes a 5-3 record versus Quad 1 teams.
*The Friars are attempting to reach 26 wins in a season for the first time since 1973-74 (28-4).
*The Friars have earned 20 wins in a season for the first time since 2017-18 and the sixth time under Ed Cooley.
*The Friars have won 20 or more games in a season for the 28th time.
*The Friars finished the season with a 16-1 mark at home, which is the best mark since 1973-74 (16-0).
*Jared Bynum is the 1st BIG EAST player in 25 years with 3 games of 25+ points off the bench in the same season.
*Friars' top 7 players (Watson, Durham, Reeves, Horchler, Minaya, Bynum, Croswell) have played 821 college games.
*On March 10, Ed Cooley was named a Naismith Coach of the Year Semifinalist.
*The Friars are ranked **#13/#13** (13th week being ranked). The Friars entered the polls at #22/#23 on Dec. 20.
*The highest the Friars have been ranked this season was #8/#9 on Feb. 14 and #9/#8 on Feb. 28
*Prior to entering the poll on Dec. 20, 2021, the last time the Friars had been ranked was Feb. 22, 2016.
*AJ Reeves returned vs. Marquette on Jan. 30. He missed five games with a finger injury.
*Jared Bynum returned vs. UConn (Dec. 18) after missing four games with an ankle injury.
* Al Durham has missed two games due to an abdominal injury.
*Al Durham leads the BIG EAST in free throws made (160) and attempted (189).
*Record in unis this season: white (10-1); black (5-1); grey (4-0); retro white (3-1); retro black (3-1); pinkout (0-1).
*The Friars missed three games with a Covid pause (12 days) before defeating Georgetown on Jan. 20.
*Nate Watson and Jared Bynum were named All-BIG EAST Second Team.
*Jared Bynum earned the BIG EAST Sixth Man Award.
*Ed Cooley was named BIG EAST Coach of the Year.
*On March. 1 at Villanova, Nate Watson (1,732 points) became the 11th player at PC to score 1,700 or more points.
*On Jan. 23 in PC's win over Butler, Ed Cooley surpassed Dave Gavitt as he posted his 210th win.
*Ed Cooley (219-140) trails Joe Mullaney (319-164) for all-time wins as a head coach at Providence.
*The Friars posted a 6-1 mark in Nov., a 6-0 mark in Dec., a 6-1 record in Jan. and a 6-1 mark in Feb.
*On Jan. 8 versus St. John's, Ed Cooley earned his 300th victory (311-209) as a head coach.
*The Friars are 1-0 vs. the Big 12 this season. The Friars are 2-0 vs. the Big Ten this season.
*It marks the first time ever that the Friars have posted two wins over Big Ten teams in the same season.
*The Friars' win over Wisconsin on Nov. 15 was just the fourth time PC has won a road game versus a Big Ten team and the first since winning at Wisconsin on December 23, 1996.
*The Friars win over No. 20/22 UConn on Dec. 18 was the team's 700th win over a New England team (700-307).
*With the win over Marquette on Jan. 30, Ed Cooley posted the 100th BIG EAST win (106-92) of his career.
*The Friars have a team record of five graduate students on the roster this season.
*The average age of the Friars' top seven players is 23.0 years.
*Andrew and Luke Fonts are the first brothers to suit up at the same time for the Friars in 70 years.

2022 NCAA Division I Men's Basketball Championship

First Round March 17-18	Second Round March 19-20	Sweet 16 March 24-25	Elite 8 March 26-27	National Semifinals April 2	National Championship April 4	National Semifinals April 2	Elite 8 March 26-27	Sweet 16 March 24-25	Second Round March 19-20	First Round March 17-18
		Texas Southern (18 - 12)		Wyoming (25 - 8)		Wright St. (21 - 13)		Rutgers (18 - 13)		
		A&M-Corpus Christi (23 - 11)		Indiana (20 - 13)	First Four® March 15-16 in Dayton	Bryant (22 - 9)		Notre Dame (22 - 10)		
		6:40 p.m.	15-Mar truTV	9:10 p.m.		6:40 p.m.	16-Mar truTV	9:10 p.m.		

West Regional — San Francisco — 26-Mar

Portland
- 1 Gonzaga (26 - 3)
- 17-Mar 30 min. fol. TNT
- 16 Georgia St. (18 - 10)
- 8 Boise St. (27 - 7)
- 17-Mar 1:45 p.m. TNT
- 9 Memphis (21 - 10)

19-Mar

Buffalo
- 5 UConn (23 - 9)
- 17-Mar 6:50 p.m. TNT
- 12 New Mexico St. (26 - 6)
- 4 Arkansas (25 - 8)
- 17-Mar 30 min. fol. TNT
- 13 Vermont (28 - 5)

19-Mar

24-Mar

San Diego
- 6 Alabama (19 - 13)
- 18-Mar 30 min. fol. TNT
- 11 Rutgers/Notre Dame
- 3 Texas Tech (25 - 9)
- 18-Mar 1:45 p.m. TNT
- 14 Montana St. (27 - 7)

20-Mar

Greenville
- 7 Michigan St. (22 - 12)
- 18-Mar 30 min. fol. CBS
- 10 Davidson (27 - 6)
- 2 Duke (28 - 6)
- 18-Mar 7:10 p.m. CBS
- 15 Cal St. Fullerton (21 - 10)

20-Mar

24-Mar

East Regional — Philadelphia — 27-Mar

Fort Worth
- 1 Baylor (26 - 6)
- 17-Mar 2 p.m. TBS
- 16 Norfolk St. (24 - 6)
- 8 North Carolina (24 - 9)
- 17-Mar 30 min. fol. TBS
- 9 Marquette (19 - 12)

19-Mar

Portland
- 5 Saint Mary's (CA) (25 - 7)
- 17-Mar 7:20 p.m. TBS
- 12 Wyoming/Indiana
- 4 UCLA (25 - 7)
- 17-Mar 30 min. fol. TBS
- 13 Akron (24 - 9)

19-Mar

25-Mar

Milwaukee
- 6 Texas (21 - 11)
- 18-Mar 30 min. fol. TBS
- 11 Virginia Tech (23 - 12)
- 3 Purdue (27 - 7)
- 18-Mar 2 p.m. TBS
- 14 Yale (19 - 11)

20-Mar

Indianapolis
- 7 Murray St. (30 - 2)
- 17-Mar 30 min. fol. CBS
- 10 San Francisco (24 - 9)
- 2 Kentucky (26 - 7)
- 17-Mar 7:10 p.m. CBS
- 15 Saint Peter's (19 - 11)

19-Mar

25-Mar

South Regional — San Antonio — 26-Mar

Pittsburgh
- Arizona (31 - 3) 1
- 18-Mar 7:27 p.m. truTV
- Wright St./Bryant 16
- Seton Hall (21 - 10) 8

20-Mar

- 18-Mar 30 min. fol. truTV
- TCU (20 - 12) 9
- Houston (29 - 5) 5

24-Mar

- 18-Mar 30 min. fol. TNT
- UAB (27 - 7) 12
- Illinois (22 - 9) 4

20-Mar

- 18-Mar 6:50 p.m. TNT
- Chattanooga (27 - 7) 13

Indianapolis
- Colorado St. (25 - 5) 6
- 17-Mar 12:15 p.m. CBS
- Michigan (17 - 14) 11
- Tennessee (26 - 7) 3

19-Mar

- 17-Mar 30 min. fol. CBS
- Longwood (26 - 6) 14
- Ohio St. (19 - 11) 7

24-Mar

Pittsburgh
- 18-Mar 12:15 p.m. CBS
- Loyola Chicago (25 - 7) 10
- Villanova (26 - 7) 2

20-Mar

- 18-Mar 30 min. fol. CBS
- Delaware (22 - 12) 15

Midwest Regional — Chicago — 27-Mar

Fort Worth
- Kansas (28 - 6) 1
- 17-Mar 30 min. fol. truTV
- Texas Southern/A&M-Cor 16
- San Diego St. (23 - 8) 8

19-Mar

- 17-Mar 7:27 p.m. truTV
- Creighton (22 - 11) 9
- Iowa (26 - 9) 5

25-Mar

Buffalo
- 17-Mar 30 min. fol. truTV
- Richmond (23 - 12) 12
- Providence (25 - 5) 4

19-Mar

- 17-Mar 12:40 p.m. truTV
- South Dakota St. (30 - 4) 13

Milwaukee
- LSU (22 - 11) 6
- 18-Mar 7:20 p.m. TBS
- Iowa St. (20 - 12) 11
- Wisconsin (24 - 7) 3

20-Mar

- 18-Mar 30 min. fol. TBS
- Colgate (23 - 11) 14
- Southern California (26 - 7 7

25-Mar

Greenville
- 18-Mar 30 min. fol. truTV
- Miami (FL) (23 - 10) 10
- Auburn (27 - 5) 2

20-Mar

- 18-Mar 12:40 p.m. truTV
- Jacksonville St. (21 - 10) 15

First- and second-round sites for March 17 and 19 include Buffalo, Indianapolis, Ft. Worth and Portland.
First- and second-round sites for March 18 and 20 include Greenville, Milwaukee, Pittsburgh and San Diego.
Regional sites for March 24 and 26 are San Antonio and San Francisco. Regional sites for March 25 and 27 are Chicago and Philadelphia.

NCAA Tournament Record Book: 20 Appearances (15-21)

Villanova 77 - Providence 66 (3-9-64)
Providence 91 - West Virginia 67 (3-8-65)
Providence 81 - St. Joseph's 73 OT (3-12-65)
Princeton 109 - Providence 69 (3-13-65)
St. Joseph's 65 - Providence 48 (3-7-66)
Pennsylvania 76 - Providence 60 (3-17-72)
Providence 89 - St. Joseph's 76 (3-10-73)
Providence 87 - Pennsylvania 65 (3-15-73)
Providence 103 - Maryland 89 (3-17-73)
Memphis State 98 - Providence 85 (3-24-73)
Indiana 97 - Providence 79 (3-26-73)
Providence 84 - Pennsylvania 69 (3-10-74)
North Carolina State 92 - Providence 78 (3-14-74)
Providence 95 - Furman 83 (3-16-74)
Kansas State 87 - Providence 80 (3-12-77)
Michigan State 77 - Providence 63 (3-11-78)
(6) Providence 90 - (11) Alabama-Birmingham 68 (3-12-87)
(6) Providence 90 - (14) Austin Peay 87 OT (3-14-87)
(6) Providence 103 - (2) Alabama 82 (3-19-87)
(6) Providence 88 - (1) Georgetown 73 (3-21-87)
(2) Syracuse 77 - (6) Providence 63 (3-28-87)
(5) Virginia 100 - (12) Providence 97 (3-16-89)
(8) Ohio State 84 - (9) Providence 83 OT (3-15-90)
(9) Alabama 76 - (8) Providence 70 (3-17-94)
(10) Providence 81 - (7) Marquette 59 (3-14-97)
(10) Providence 98 - (2) Duke 87 (3-16-97)
(10) Providence 71 - (14) UT-Chattanooga 65 (3-21-97)
(4) Arizona 96 - (10) Providence 92 OT (3-23-97)
(7) Penn State 69 - (10) Providence 59 (3-16-01)
(12) Pacific 66 - (5) Providence 58 (3-19-04)
(6) North Carolina 79 - (11) Providence 77 (3-21-14)
(11) Dayton 66 - (6) Providence 53 (3-20-15)
(9) Providence 70 - (8) Southern California 69 (3-17-16)
(1) North Carolina 85 - (9) Providence 66 (3-19-16)
(11) Southern California 75 - Providence 71 (3-15-17)
(7) Texas A&M 73 - (10) Providence 69 (3-16-18)

Team Superlatives

POINTS
Most: 103 vs. Maryland 3-17-73
103 vs. Alabama 3-19-87
Opponent: 109 by Princeton 3-13-65
Fewest: 48 vs. St. Joseph's 3-7-66
Opponent: 59 by Marquette 3-14-97
High Half: 56 vs. Duke 3-16-97
Opponent: 62 by Princeton 3-13-65
Low Half: 19 vs. St. Joseph's 3-7-66
Opponent: 27 - Marquette 3-14-97

FIELD GOALS
Most: 43 vs. Maryland 3-17-73
Opponent: 41 - three times
Most Attempts: 86 vs. Arizona 3-23-97
Opponent: 94 by Furman 3-16-74
Best Pct.: .688 (33-48) vs. Alabama 3-19-87
Opponent: .683 (41-60) by Princeton 3-13-65
Low Pct.: .339 (20-59) vs. Dayton 3-20-15
Opponent: .337 by Pennsylvania 3-15-73

THREE POINT GOALS
Most: 14 vs. Alabama 3-19-87
Opponent: 8 by Dayton 3-20-16; 8 by Duke 3-16-97
8 by Alabama 3-17-94
8 by Penn State 3-16-01
Most Attempts: 26 vs. Dayton 3-20-15
Opponent: 23 by Alabama 3-19-87
Best Pct.: .700 (14-20) vs. Alabama 3-19-87
Opponent: .700 (7-10) by Virginia 3-16-89
Low Pct.: .214 (3-14) vs. Penn State 3-16-01
Opponent: .154 by Alabama-Birmingham 3-12-87

FREE THROWS
Most: 33 vs. Georgetown 3-21-87
Opponent: 27 by Arizona 3-23-97
27 by Princeton 3-13-97
Most Attempts: 38 vs. Georgetown 3-21-87
Opponent: 44 by Syracuse 3-28-87
Best Pct.: .923 (12-13) vs. Pennsylvania 3-10-74
Opponent: .905 (19-21) by North Carolina 3-19-16
Low Pct.: .429 (3-7) vs. Dayton 3-20-15
Opponent: .417 (5-12) by UT-Chattanooga 3-21-97

MISCELLANEOUS
Most Rebounds: 50 vs. Arizona 3-23-97
Opponent: 55 - Twice
Most Assists: 24 vs. Pennsylvania 3-10-74
24 vs. Alabama 3-19-87
Opponent: 24 - Twice
Most Steals: 19 vs. Austin Peay 3-14-87
Opponent: 12 by North Carolina State 3-14-74
Most Blocks: 10 vs. Georgetown 3-21-87
Opponent: 8 by Texas A&M 3-16-18
Most Turnovers: 21 vs. Austin Peay 3-14-87
Opponent: 24 by Austin Peay 3-14-87
Fewest Turnovers: 6 vs. Texas A&M 3-16-18; 6 vs. USC 3-17-16
Opponent: 7 by Pennsylvania 3-15-73

Individual Superlatives

POINTS
Most: 39 Austin Croshere vs. Marquette 3-14-97
Opponent: 41 Bill Bradley (Princeton) 3-13-65

FIELD GOALS
Most: 15 Ernie DiGregorio vs. Memphis State 3-24-73
Opponent: 16 David Thompson (North Carolina State) 3-14-74
Most Attempts: 36 Ernie DiGregorio vs. Memphis State 3-24-73
Opponent: 29 - Twice
Best Pct.: 1.000 (10-10) Marvin Barnes vs. Pennsylvania 3-15-73
1.000 (6-6) Darryl Wright vs. Georgetown 3-21-87
Opponent: .900 (9-10) - Twice

THREE POINT GOALS
Most: 6 Billy Donovan vs. Alabama-Birmingham 3-12-87
6 Ernie Lewis vs. Austin Peay 3-14-87
Opponent: 5 Marvin Orange (Alabama) 3-17-94
Most Attempts: 14 Ernie Lewis vs. Austin Peay 3-14-87
Opponent: 9 - Three times
Best Pct.: 1.000 (4-4) Darryl Wright vs. Georgetown 3-21-87
Opponent: 1.000 (4-4) John Crotty (Virginia) 3-16-89

FREE THROWS
Most: 16 Billy Donovan vs. Georgetown 3-21-87
Opponent: 16 Miles Simon (Arizona) 3-23-97
Best Pct.: 1.000 (15-15) Austin Croshere vs. Marquette 3-14-97
Opponent: 1.000 - Eight times

MISCELLANEOUS
Most Rebounds: 21 Marvin Barnes vs. Furman 3-16-74
Opponent: 24 Tom Burleson (North Carolina State) 3-14-74
Most Assists: 12 Billy Donovan vs. Alabama-Birmingham 3-12-87
Opponent: 10 John Crotty (Virginia) 3-16-89
Most Steals: 7 Delray Brooks vs. Austin Peay 3-14-87
Opponent: 5 - Kyle Davis (Dayton) 3-20-15
Most Blocks: 7 Steve Wright vs. Georgetown 3-21-87
Opponent: 4 - Twice
Most Turnovers: 8 Billy Donovan vs. Alabama-Birmingham 3-12-87
Opponent: 6 - Six times

The NCAA first used seeds for all teams in 1979.

The NCAA Tournament Record Books

East Region
Highest Field Goal Percentage: 1.000 (10-10) Marvin Barnes vs. Pennsylvania, Philadelphia, Pa., 3-15-73

Southeast Region
Most Steals: 7 Delray Brooks vs. Austin Peay, Birmingham, Ala., 3-14-87
Most Three-Point Goals: 14 (22 att.), PC vs. Alabama, Louisville, Ky., 3-19-87
Most Blocked Shots: 10, PC vs. Georgetown, Louisville, Ky., 3-21-87
Most Steals: 19, PC vs. Austin Peay, Birmingham, Ala., 3-14-87

Final Four
Most Personal Fouls: 33, PC vs. Syracuse, New Orleans, La., 3-28-87

All-Time NCAA Tournament

NCAA: 20 Appearances
15 Wins, 21 Losses

2 Final Fours
4 Elite Eights
5 Sweet Sixteens

1963-64	NCAA (0-1) First Round
1964-65	NCAA (2-1) Elite Eight - Eastern Regional
1965-66	NCAA (0-1) First Round
1971-72	NCAA (0-1) First Round
1972-73	NCAA (3-2) Final Four (Fourth)
1973-74	NCAA (2-1) Sweet 16 - Eastern Regional
1976-77	NCAA (0-1) First Round
1977-78	NCAA (0-1) First Round
1986-87	NCAA (4-1) Final Four
1988-89	NCAA (0-1) First Round
1989-90	NCAA (0-1) First Round
1993-94	NCAA (0-1) First Round
1996-97	NCAA (3-1) Elite Eight
2000-01	NCAA (0-1) First Round
2003-04	NCAA (0-1) First Round
2013-14	NCAA (0-1) Second Round
2014-15	NCAA (0-1) Second Round
2015-16	NCAA (1-1) Second Round
2016-17	NCAA (0-1) First Four
2017-18	NCAA (0-1) First Round

Friars vs. Seeds in the NCAA Tournament
* since tournament expanded to 64 teams in 1985
* since 1985 Providence owns a 8-12 record

vs. 1 seed	1-1
vs. 2 seed	2-1
vs. 3 seed	0-0
vs. 4 seed	0-1
vs. 5 seed	0-1
vs. 6 seed	0-1
vs. 7 seed	1-2
vs. 8 seed	1-1
vs. 9 seed	0-1
vs. 10 seed	0-0
vs. 11 seed	1-2
vs. 12 seed	0-1
vs. 13 seed	0-0
vs. 14 seed	2-0
vs. 15 seed	0-0
vs. 16 seed	0-0
	8-12

Friars vs. NCAA Opponents as higher seed
* since tournament expanded to 64 teams in 1985
3-4

Friars vs. NCAA Opponents as lower seed
* since tournament expanded to 64 teams in 1985
5-8

Friars record in the NCAA by seed
* since tournament expanded to 64 teams in 1985

Friars as a No. 5 seed	0-1
Friars as a No. 6 seed	4-2
Friars as a No. 8 seed	0-1
Friars as a No. 9 seed	1-2
Friars as a No. 10 seed	3-3
Friars as a No. 11 seed	0-1
Friars as a No. 12 seed	0-1
	8-12

1963-64 NCAA First Round
(Palestra - Philadelphia, Pa.)
Villanova 77, Providence 66 (3-9-64)

1964-65 NCAA First Round
(Palestra - Philadelphia, Pa.)
Providence 91, West Virginia 67 (3-8-65)

1964-65 NCAA Eastern Regional
(Univ. of Maryland - College Park, Md.)
Providence 81, St. Joseph's 73 OT (3-12-65)
Princeton 109, Providence 69 (3-13-65)

1965-66 NCAA First Round
(Virginia Tech University - Blacksburg, Va.)
St. Joseph's 65, Providence 48 (3-7-66)

1971-72 NCAA First Round
(St. John's University - Queens, N.Y.)
Pennsylvania 76, Providence 60 (3-11-72)

1972-73 NCAA First Round
(St. John's University - Queens, N.Y.)
Providence 89, St. Joseph's 76 (3-10-76)

1972-73 NCAA Eastern Regional
(Charlotte Coliseum - Charlotte, N.C.)
CHAMPIONS
Providence 87, Pennsylvania 65 (3-15-73)
Providence 103, Maryland 89 (3-17-73)

1972-73 NCAA Final Four
(St. Louis Arena - St. Louis, Mo.)
Memphis State 98, Providence (3-24-73)
Indiana 97, Providence 79 (3-26-73)

1973-74 NCAA First Round
(St. John's University - Queens, N.Y.)
Providence 84, Pennsylvania 69 (3-10-74)

1973-74 NCAA Eastern Regional
(Raleigh, N.C.)
North Carolina State 92, Providence 78 (3-14-74)
Providence 95, Furman 83 (3-16-74)

1976-77 NCAA First Round
(University of Oklahoma - Norman, Okla.)
Kansas State 87, Providence 80 (3-12-77)

1977-78 NCAA First Round
(Market Square Arena - Indianapolis, Ind.)
Michigan State 77, Providence 63 (3-11-78)

1986-87 NCAA First/Second Round
(Birmingham, Ala.)
#6 Providence 90, #11 Alabama-Birm. 68 (3-12-87)
#6 Providence 90, #14 Austin Peay 87 OT (3-14-87)

1986-87 NCAA Southeast Regional
(Louisville, Ky.)
CHAMPIONS
#6 Providence 103, #2 Alabama 82 (3-19-87)
#6 Providence 88, #1 Georgetown 73 (3-21-87)

1986-87 NCAA Final Four
(Superdome - New Orleans, La.)
#2 Syracuse 77, #6 Providence 63 (3-28-87)

1988-89 NCAA First Round
(Vanderbilt University - Nashville, Tenn.)
#5 Virginia 100, #12 Providence 97 (3-16-89)

1989-90 NCAA First Round
(University of Utah - Salt Lake City, Utah)
#8 Ohio State 84, #9 Providence 83 OT (3-15-90)

1993-94 NCAA First Round
(Rupp Arena - Lexington Kentucky)
#9 Alabama 76, #8 Providence 70 (3-17-94)

1996-97 NCAA First/Second Round
(Charlotte Coliseum - Charlotte, North Carolina)
#10 Providence 81, #7 Marquette 59 (3-14-97)
#10 Providence 98, #2 Duke 87 (3-16-97)

1996-97 NCAA Southeast Regional
(Birmingham-Jefferson Civic Center - Birmingham, Ala.)
#10 Providence 71, #14 Tennessee-Chatt. 65 (3-21-97)
#4 Arizona 96, #10 Providence 92 OT (3-23-97)

2000-01 NCAA First Round
(Superdome - New Orleans, La.)
#7 Penn State 69, #10 Providence 59 (3-16-01)

2003-04 NCAA First Round
(Kemper Arena - Kansas City, Mo.)
#12 Pacific 66, #5 Providence 58 (3-19-04)

2013-14 NCAA Second Round
(AT&T Center - San Antonio, Texas)
#6 North Carolina 79, #11 Providence 77 (3-21-14)

2014-15 NCAA Second Round
(Nationwide Arena - Columbus, Ohio)
#11 Dayton 66, #6 Providence 53 (3-20-15)

2015-16 NCAA First Round
(PNC Arena - Raleigh, N.C.)
#9 Providence 70, #8 USC 69 (3-17-16)
#1 North Carolina 85, #9 Providence 66 (3-19-16)

2016-17 NCAA First Four
(UD Arena - Dayton, Ohio)
#11 USC 75, #11 Providence 71 (3-15-17)

2017-18 NCAA First Round
(Spectrum Center - Charlotte, North Carolina)
#7 Texas A&M 73, #10 Providence 69 (3-16-18)

FRIARS ALL-TIME VERSUS 2021-22 NCAA TOURNAMENT FIELD

Team	Overall	NCAA	'21-'22
Akron	0-0	0-0	0-0
Alabama	3-5	1-1	0-0
UAB	1-1	1-0	0-0
Arizona	3-3	0-1	0-0
Arkansas	2-2	0-0	0-0
Auburn	0-1	0-0	0-0
Baylor	0-2	0-0	0-0
Boise State	0-0	0-0	0-0
Bryant	6-0	0-0	0-0
Cal State Fullerton	1-0	0-0	0-0
Chattanooga	0-0	0-0	0-0
Colgate	4-0	0-0	0-0
Colorado State	0-0	0-0	0-0
Connecticut	30-45	0-0	1-0
Creighton	17-12	0-0	1-1
Davidson	1-0	0-0	0-0
Delaware	1-0	0-0	0-0
Duke	1-1	1-0	0-0
Georgia State	0-0	0-0	0-0
Gonzaga	2-0	0-0	0-0
Houston	0-2	0-0	0-0
Illinois	3-0	0-0	0-0
Indiana	0-2	0-1	0-0
Iowa	1-0	0-0	0-0
Iowa State	0-1	0-0	0-0
Jacksonville State	0-0	0-0	0-0
Kansas	0-0	0-0	0-0
Kentucky	0-3	0-0	0-0
Longwood	1-0	0-0	0-0
LSU	0-0	0-0	0-0
Loyola Chicago	2-0	0-0	0-0
Marquette	13-21	1-0	1-1
Memphis	3-1	0-1	0-0
Miami (Fla.)	16-15	0-0	0-0
Michigan	2-1	0-0	0-0
Michigan State	0-4	0-1	0-0
Montana State	0-0	0-0	0-0
Murray State	0-0	0-0	0-0
New Mexico State	0-0	0-0	0-0
Norfolk State	0-0	0-0	0-0
North Carolina	1-4	0-2	0-0
Notre Dame	11-16	0-0	0-0
Ohio State	0-2	0-1	0-0
Purdue	2-5	0-0	0-0
Richmond	3-2	0-0	0-0
Rutgers	16-8	0-0	0-0
St. Mary's (Calif.)	1-1	0-0	0-0
Saint Peter's	4-1	0-0	1-0
San Diego State	2-0	0-0	0-0
San Francisco	0-0	0-0	0-0
Seton Hall	56-54	0-0	1-0
South Dakota State	0-0	0-0	0-0
USC	2-1	1-1	0-0
Tennessee	1-1	0-0	0-0
Texas	4-3	0-0	0-0
Texas A&M Corpus Christi	0-0	0-0	0-0
TCU	1-1	0-0	0-0
Texas Southern	0-0	0-0	0-0
Texas Tech	2-0	0-0	1-0
UCLA	0-2	0-0	0-0
Vermont	8-0	0-0	1-0
Villanova	41-70	0-1	0-2
Virginia Tech	4-5	0-0	0-0
Wisconsin	4-1	0-0	1-0
Wright State	0-0	0-0	0-0
Wyoming	1-0	0-0	0-0
Yale	12-7	0-0	0-0
	289-306	**5-9**	**8-4**

2021-22 Notes

How The Friars Got To The NCAA Tournament: The Friars earned an at-large bid as a four seed to their 21st NCAA Tournament overall and sixth in 11 years under Head Coach Ed Cooley. Providence has posted a 25-5 mark and a 14-3 record in BIG EAST play. The Friars won the BIG EAST Regular Season Title for the first time in the 43-year history of the league. Providence has a NET Ranking of **33** entering the NCAA Tournament.

Friars All-Time In The NCAA Tourney: The Friars are making their 21st appearance all-time in the NCAA Tournament in 2022. It is the Friars' sixth trip to the NCAA Tournament under Head Coach Ed Cooley (2014, 2015, 2016, 2017, 2018 and 2022). The Friars have posted a 15-21 mark all-time in NCAA Tournament play. The team has made two trips to the Final Four (1973 and 1987), four appearances in the Elite Eight (1965, 1973, 1987 and 1997) and five trips to the Sweet Sixteen (1965, 1973, 1974, 1987 and 1997).

Friars Versus The Tournament Field: The Friars have faced nine teams in the NCAA Tournament field this season and have posted an 8-4 mark against those teams. The Friars faced Wisconsin (1-0), Saint Peter's (1-0), Texas Tech (1-0), Vermont (1-0), Connecticut (1-0), Seton Hall (1-0), Marquette (1-1), Creighton (1-1) and Villanova (0-2). All time, the Friars have faced 50 of the 68 teams in this year's NCAA Tournament Field. Providence has registered a 289-306 record all-time against those 50 teams, including a 5-9 mark in NCAA play.

Friars Vs. South Dakota State: The Friars and the Jackrabbits are meeting for the first time ever on Thursday, March 17 in the First Round of the NCAA Tournament.

Friars Earn Highest Seed All-Time In The NCAA Tournament: Providence's No. 4 seed is the highest in program history since the tournament expanded to 64 teams in 1985. The Friars' highest seed prior to this year's tournament was a No. 5 seed in 2015.

Head Coach Ed Cooley Breaks Dave Gavitt's Mark Of Five Friar NCAA Tournament Appearances: The Friars are making their sixth appearance in the NCAA Tournament under Head Coach Ed Cooley in 2022. With this season's appearance, Cooley eclipsed former Friar Head Coach Dave Gavitt's mark of five tournament appearances - which was the most for any Friar head coach all-time. Other former Friar head coaches who reached the NCAA Tournament are Joe Mullaney (three NCAA appearance), Rick Pitino (one NCAA appearance), Rick Barnes (three NCAA appearance), Pete Gillen (one NCAA appearance), and Tim Welsh (two NCAA appearances).

Watson And Bynum Named All-BIG EAST Second Team: It was announced on March 6 that graduate student center Nate Watson (Portsmouth, Va.) and junior guard Jared Bynum (Largo, Md.) each earned All-BIG EAST Second Team honors. It marks the second consecutive year that the Friars have had two players earn all-league honors as Watson and David Duke received Second Team accolades last season.

Bynum Earns BIG EAST Sixth Man Award: It was announced on March 7 that Providence junior guard Jared Bynum (Largo, Md.) earned the BIG EAST Sixth Man Award. Bynum becomes the first Friar to earn the honor.

Cooley Named BIG EAST Coach Of The Year: It was announced on March 9 at Madison Square Garden in New York that Providence's Ed Cooley was named BIG EAST Coach Of The Year. Cooley, who is the first Friar coach in the 43-year history of the league to earn the honor, has guided the Friars to a 24-4 mark. In BIG EAST league play, the Friars set a team record for wins after registering a 14-3 mark and capturing the program's first BIG EAST Regular Season title. The Friars, who finished in first place, were picked to finish seventh in the annual BIG EAST Preseason Coaches' Poll which was released in October.

Ed Cooley Named A Semifinalist for Naismith Coach Of The Year: It was announced today on March 10 that Providence's Ed Cooley was named one of 10 Semifinalist for the Werner Ladder Naismith Coach Of The Year Award. Cooley joins Mark Adams (Texas Tech), John Calipari (Kentucky), Scott Drew (Baylor), Steve Forbes (Wake Forest), Greg Gard (Wisconsin), Tommy Lloyd (Arizona), Matt McMahon (Murray State), Bruce Pearl (Auburn), and Kelvin Sampson (Houston) as Semifinalists. On March 23, the list of 10 Semifinalist will be cut to four Finalist with the winner being announced on April 3.

Friars Ranked No. 13/13 In The Nation: The Providence College men's basketball team is ranked No. 13 in the Associated Press Poll (March 14) and No. 13 in the most recent Coaches Poll (March 13). The Friars, who entered the polls on December 20 at No. 22/23, have been ranked for 13-consecutive weeks. The Friars were ranked No. 11/10 in both polls last week.

2021-22 BIG EAST Honors

Player	Date.	Honor
Nate Watson	Oct. 19	Preseason All-BIG EAST 1st Team
Nate Watson	Nov. 22	BIG EAST Honor Roll
Noah Horchler	Nov. 29	BIG EAST Honor Roll
Al Durham	Dec. 6	BIG EAST Player of the Week
AJ Reeves	Dec. 13	BIG EAST Honor Roll
AJ Reeves	Dec. 20	BIG EAST Honor Roll
Noah Horchler	Jan. 1	BIG EAST Honor Roll
Nate Watson	Jan. 11	BIG EAST Honor Roll
Nate Watson	Jan. 24	BIG EAST Honor Roll
Justin Minaya	Jan. 31	BIG EAST Player of the Week
Jared Bynum	Feb. 7	BIG EAST Player of the Week
Jared Bynum	Feb. 14	BIG EAST Player of the Week
Nate Watson	Feb. 21	BIG EAST Honor Roll
AJ Reeves	Feb. 28	BIG EAST Honor Roll
Jared Bynum	March 6	All-BIG EAST Second Team
Nate Watson	March 6	All-BIG EAST Second Team
Jared Bynum	March 7	BIG EAST Sixth Man Award

20-Point Performances

Player	Opponent/Date	Points
Watson	Fairfield/Nov. 9	22
Watson	Wisconsin/Nov. 15	24
Horchler	Saint Peter's/Nov. 27	25
Watson	Saint Peter's/Nov. 27	23
Durham	Texas Tech/Dec. 1	23
Watson	Vermont/Dec. 7	24
Reeves	Vermont/Dec. 7	24
Watson	St. John's/Jan. 11	22
Durham	Xavier/Jan. 26	22
Bynum	Georgetown/Feb. 6	32
Bynum	DePaul/Feb. 12	25
Watson	Villanova/Feb. 15	20
Watson	Butler/Feb. 20	22
Bynum	Xavier/Feb. 23	27
AJ Reeves	Creighton/Feb. 26	23
Watson	Butler/March 10	26
Durham	Creighton/March 11	21

Double-Doubles

Player	Opp.	Stats
N. Horchler	Fairfield	10 pts, 11 rbs
N. Watson	Sacred Heart	14 pts, 10 rbs
N. Horchler	New Hampshire	10 pts, 12 rbs
N. Horchler	Saint Peter's	25 pts, 11 rbs
E. Croswell	Rhode Island	13 pts, 15 rbs
N. Horchler	Central Connecticut	12 pts, 10 rbs
N. Horchler	Seton Hall - 12/29	17 pts, 13 rbs
J. Minaya	DePaul - 1/1	12 pts, 11 rbs
N. Watson	St. John's-1/11`	22 pts, 11 rbs
N. Horchler	Marquette-1/30	11 pts, 10 rbs
N. Horchler	Georgetown-2/6	10 pts, 11 rbs
N. Horchler	Butler-2/20	15 pts, 11 rbs
J. Bymun	Villanova-3/1	19 pts, 10 asst.

Total Double-Doubles -13

Horchler (8), Watson (2), Croswell, Minaya, Bynum

2013-22 BIG EAST Conference Records

Records Since 2013 to Present in Big East Action

1.	Villanova	130-31	.808
2.	UConn	24-12	.667
3.	Creighton	95-70	.576
4.	**Providence**	**93-69**	**.574**
5.	Xavier	88-70	.557
6.	Seton Hall	87-77	.531
7.	Marquette	79-85	.482
8.	Butler	78-88	.470
9.	St. John's	63-101	.384
10.	Georgetown	58-103	.360
11.	DePaul	36-125	.224

Friars In Overtime: The Friars recorded a 3-0 record in overtime games this season. On February 23, the Friars defeated Xavier, 99-92, in triple overtime. They have registered a 71-67 mark all-time in overtime games.

After Nine Years, Friars Have Third Best Record In BIG EAST Action: Since the formation of the new BIG EAST, the Friars have posted the fourth best mark in league play over the last nine years. The Friars' 93-69 mark (.574) trails only Villanova's 130-31 record (.808), UConn's 24-12 record (.667) and Creighton's 95-70 record (.576).

Providence College Basketball: The 2021-22 campaign marks the 95th season of basketball at Providence College. Since the program started in 1926-27, Providence has posted a **1,520-1,013** mark, good for a .600 winning percentage. The Friars have made the NCAA Tournament 21 times and the National Invitation Tournament on 20 occasions.

PC Hoops With Coach Cooley Show: The Providence College men's basketball program has partnered with FOX Providence for PC Hoops with Coach Cooley. The 30-minute show will air the following Sundays this season (Feb. 27, March 6, March 13, and March 20) on FOX Providence at 10:30 p.m. WPRI 12 Sports Director Morey Hershgordon will host the show that will feature an exclusive interview each week with Friar Head Coach Ed Cooley, as well as features on the Friars.

Friars Earn 20 Wins For The First Time Since 2018: With the Friars' 71-52 win at Georgetown on February 6, the team posted its 20th victory of the season. It marks the first time the team earned 20 wins in a season since 2017-18 and the sixth time under Ed Cooley (2014, 2015, 2016, 2017, 2018 and 2022). It also marked, the 28th time the Friars have won 20 or more games in a season. In 2016 and 2022, the Friars registered 24 victories, which is the most wins by the Friars under Ed Cooley.

Athletic Director Bob Driscoll Announces Retirement: Providence College Athletic Director Bob Driscoll announced on January 21 that he will retire in June after serving the College for 21 years. Driscoll has worked in collegiate athletics for 47 years.

Steve Napolillo Named Next Athletic Director: It was announced on January 26 that Steve Napolillo would be the 11th athletic director in the history of Providence College. On July 1, Napolillo will replace Bob Driscoll, who announced his retirement on January 21. Napolillo, who is the senior associate athletic director/assistant vice president for external relations, has worked at the College since 2004.

Ed Cooley Ranks Second On The PC All-Time Win List: With the Friars' win versus Butler on January 23, 2022, Ed Cooley recorded his 210th victory as the Friar Head Coach and moved into second place on the all-time win list for PC Head Coaches. The the top three all-time winningest Friar head coaches are: Joe Mullaney (319-164), Ed Cooley (**219-140**, 11 seasons) and Dave Gavitt (209-84).

Friars All-Time Versus Top-25 Teams: The Friars have posted a 127-273 (.318) mark all-time versus top-25 teams, including a 4-2 mark this season.

Friars Play Their First Game In 12 Days After Covid Pause: On January 8, the Friars defeated St. John's, 83-73. The team then went on a 12-day pause due to Covid within the program. It marked the first time in the last two seasons the Friars have had to pause due to Covid within the team. The Friars returned from the Covid pause to defeat Georgetown, 83-75, on January 20.

Friars Ranked For First Time Since 2016: When the Friars entered the polls on December 20 at No. 22/23, it marked the first time the Friars had been ranked since they were No. 24 in the Coaches Poll on February 22, 2016. It also marked the first time the team has been ranked in both polls since February 15, 2016 when the Friars were 23rd in the Associated Press Poll and 20th in the Coaches Poll.

Friars At The Dunkin' Donuts Center: All-time, the Friars have recorded a 603-236 (.718) mark in 49 seasons of games at the Dunkin' Donuts Center. The Dunkin' Donuts Center, formerly the Providence Civic Center, opened on November 3, 1972. The Friars had played their home games there for 48 consecutive seasons, prior to the 2020-21 season when the team played on campus at Alumni Hall with no fans in attendance due to the pandemic. PC posted a 16-1 mark at the Dunk' this season, the team's best record at home since 1973-74.

Veteran Lineup: The Friars' roster features five graduate students. It marks the first time ever the Friars have had five graduate students on the roster. The Friars' top seven players - Nate Watson (152 games), Noah Horchler (117 games), Al Durham (151 games), AJ Reeves (104 games), Jared Bynum (76 games), Justin Minaya (108 games) and Ed Croswell (113 games) have combined to play 821 collegiate games.

Brothers In The Lineup: For the first time since 1941 when Eddie and John Lee of Attleboro, Mass. suited up for the Friars, the Providence men's basketball team will have brothers playing together. Graduate student Andrew Fonts (Portsmouth, R.I.) and his brother, freshman Luke Fonts, are the first sibling combo for the Friars in 81 years.

Essandoko, Berry and Pierre Sign NLIs To Attend PC: Ed Cooley announced on Nov. 16 that student-athletes Christ Essandoko (Paris, France), Quante Berry (Cleveland, Tenn.) and Jayden Pierre (Elizabeth, N.J.) each have signed a National Letter of Intent to attend Providence College beginning in September 2022. Essandoko, a 6-foot-11-inch, 260-pound center is in his senior year at Winston-Salem Prep (N.C.). He is coached by Antonio Lowe at Winston-Salem Prep. Essandoko played for Boo Williams on the EYBL Nike Circuit. He averaged 7.2 points and 5.4 rebounds, while shooting 62.5 percent from the field. He is ranked as the 20th best center in the country (134 overall) and the sixth best player in France, according to 247Sports.com. Rivals.com ranked Essandoko as the 150th best player in the country and the No. 23 center. Berry, a 6-foot-4-inch, 175-pound guard, also attends Winston-Salem Prep. Berry played AAU basketball for B. Maze Elite on the UAA circuit. As a sophomore, Berry averaged 17 points, six rebounds and five assists and earned All-State honors at Bradley Central High School in Tennessee, before transferring to Winston-Salem Prep. Berry

is the 33rd ranked guard in the nation, according to 247Sports.com. Pierre, a 6-foot-1-inch, 170-pound point guard, is in his senior year at Long Island Lutheran. He is coached by John Buck at Long Island Lutheran. Pierre played AAU basketball for Team Rio. He is ranked as the 15th-best point guard in the country and the top-ranked point guard in New Jersey, according to 247Sports.com. ESPN.com has Pierre ranked as the 39th point guard in the nation and sixth best player in New Jersey.

Nate Watson Registers His 1,000th Career Point: Nate Watson (Portsmouth, Va.) scored his 1,000th career point on December 20, 2020 in the Friars' win at Seton Hall. He became the 51st Friar all-time to register 1,000 career points. In 152 career games, Watson has registered 1,732 points (11.4 ppg). He ranks 11th all-time in scoring at Providence College.

Horchler Registers His 1,000th Career Point: Noah Horchler (Melbourne Beach, Fla.) scored his 1,000th career point on March 10, 2021 in the Friars' BIG EAST Tournament game versus DePaul. In 117 career games (61 at North Florida and 56 at Providence), Horchler has registered 1,296 points (11.1 ppg).

Friars Are 79-5 In Non-Conference Home Games Under Ed Cooley: The Friars have posted a 79-5 mark in 11 seasons under Ed Cooley in non-conference home games.

"DG" Patch On Friar Uniforms: In memory of former Friar Head Coach Dave Gavitt the Friars have worn a "DG" patch on their uniforms since the 2011-12 season. Gavitt led PC and Eastern basketball into the modern age. In 10 seasons as the head coach of the Friars, Gavitt led PC to 209 wins, including eight consecutive 20-win seasons, five NCAA appearances, three NIT appearances and five New England Coach of the Year honors. He led the Friars to 23 wins over Top-20 teams. His 1973 team made it to Final Four. In 1971, Gavitt was named Director of Athletics at PC, a position he held until 1982 when he resigned to be the director of the BIG EAST Conference. He also was named Head Coach of the 1980 USA Olympic basketball team. He was elected to the Naismith Basketball Hall of Fame in 2006.

Associated Press Poll (March 14)

RK	Team	Rec.	PTS.
1	Gonzaga (54)	26-3	1518
2	Arizona (7)	31-3	1470
3	Kansas	28-6	1388
4	Baylor	26-6	1286
5	Tennessee	26-7	1235
6	Villanova	26-7	1211
7	Kentucky	26-7	1178
8	Auburn	27-5	1144
9	Duke	28-6	986
10	Purdue	27-7	958
11	UCLA	25-7	823
12	Texas Tech	25-9	819
13	Providence	25-5	723
14	Wisconsin	24-7	685
15	Houston	29-5	665
16	Iowa	26-9	661
17	Arkansas	25-8	578
18	Saint Mary's	25-7	508
19	Illinois	22-9	457
20	Murray State	30-2	425
21	Connecticut	23-9	353
22	USC	26-7	170
23	Boise State	27-7	165
24	Colorado State	25-5	82
25	Texas	21-11	72

Coaches Poll (March 13)

RK	Team	Rec.	PTS.
1	Gonzaga (31)	26-3	799
2	Arizona (1)	31-3	765
3	Kansas	28-6	701
4	Baylor	26-6	649
5	Villanova	26-7	628
6	Kentucky	26-7	612
7	Auburn	27-5	607
8	Tennessee	26-7	597
9	Purdue	27-7	588
10	Duke	28-6	552
11	Texas Tech	25-9	429
12	UCLA	25-7	425
13	Providence	25-5	385
14	Wisconsin	24-7	376
15	Houston	29-5	286
16	Saint Mary's	25-7	280
16	Illinois	22-9	280
18	Arkansas	25-8	272
19	Iowa	26-9	258
20	Murray State	30-2	230
21	Connecticut	23-9	195
22	USC	26-7	141
23	Boise State	27-7	81
24	Virginia Tech	23-12	59
25	Texas	21-11	49

Head Coach Ed Cooley

On March 22, 2011, Ed Cooley became the 15th head coach at Providence College. He came to Providence College after spending five seasons as the head coach at Fairfield University.

In 11 seasons at Providence College, Cooley has posted a **219-140 mark**. In 15 seasons as a head coach, Cooley has a **311-209** record. When Cooley was hired in 2011, the Friars had finished under .500 in six of the 10 previous seasons and had been to just one NCAA Tournament (2004) in that 10-year span. Since his hiring, Cooley led the Friars to seven consecutive post-season tournament berths from 2013-19 (2019-20 there was no post-season due to the Covid-19 pandemic), including a school-record five straight NCAA Tournament appearances (2014-18). He also guided the team to the 2014 BIG EAST title.

The 2020-21 squad posted a 13-13 mark and a 9-10 record in BIG EAST play. The team was led by Nate Watson and David Duke. Both players earned Second Team All-BIG EAST accolades. Duke also was named Associated Press Honorable Mention All-America.

In 2019-20, the Friars had the best mid-season improvement of any Division I team as the squad improved from 6-6 to finish the year with a 19-12 mark - a NET ranking improvement of 119 spots (156 to 37). The team posted a 12-6 record in BIG EAST action and finished in fourth place. The 12 league wins was the most ever by a Friar squad. In addition, the Friars defeated every BIG EAST team at least once - another first for the program. The Friars finished the season winning six consecutive games and eight of the last 10. Five of those wins occurred in February over ranked teams, which marked just the fifth time in the history of college basketball that a team posted five wins over ranked squads in a calendar month during the regular season.

In August of 2019, Cooley served as the Head Coach of Team USA at the Pan Am Games in Lima, Peru. His squad was a group of BIG EAST All-Stars, including Alpha Diallo, Nate Watson, David Duke and AJ Reeves. Despite having the youngest team at the tournament, Cooley led the squad to a Bronze Medal.

In 2018-19, Providence advanced to its seventh consecutive post season when the Friars were selected to the NIT as a four seed. It marked the first time that PC advanced to seven straight post-seasons since Dave Gavitt's Friars accomplished the feat from 1971-78. The 2019 Friars finished the season with an 18-16 mark.

The 2017-18 season, proved to be another successful season for the Friars under Cooley as the squad made its team record fifth consecutive appearance in the NCAA Tournament and produced another season with 20 or more wins (21-14). It marked the first time the Friars recorded five consecutive seasons with 20 or more wins since 1974-78. Providence finished tied for third in league standings with a 10-8 mark. The team had another strong performance at the BIG EAST Tournament, advancing to the championship game where the squad nearly knocked off eventual national champion Villanova before losing in overtime. One of the highlights for the squad was earning three wins over top-5 ranked teams. It marked the first time ever that the Friars accomplished that feat.

In 2016-17, the Friars were picked ninth in the Preseason BIG EAST Coaches' Poll after losing stars Kris Dunn and Ben Bentil to the NBA Draft. However, the Friars finished the year with a 10-8 mark in league play and in third place in the conference standings. To achieve that mark, the team overcame a 4-8 record in early February and won its final six BIG EAST Conference games to earn the third place finish. The Friars also posted a 20-13 record overall and earned an at-large berth to the squad's fourth consecutive NCAA Tournament. In recognition of his efforts, Cooley was named NABC District 5 Coach of the Year.

Juniors Kyron Cartwright and Rodney Bullock were named 2017 Second Team All-BIG EAST. In addition, Cartwright became the third player in six seasons under Cooley to earn BIG EAST Most Improved accolades.

During his time at Providence, Cooley has coached five All-Americans. He also has had players earn two BIG EAST Player of Year honors, two BIG EAST Defensive Player of the Year accolades, three BIG EAST Most Improved Player awards, one BIG EAST Tournament MVP, five BIG EAST All-Tournament Team accolades, two BIG EAST All-Rookie Team awards, one BIG EAST Sportsmanship honor and 10 All-BIG EAST honors.

In 2016, Cooley led the Friars to a 24-11 mark and a 10-8 record (fourth) in the BIG EAST. After finishing fourth in league standings for the third straight season, Providence advanced to the BIG EAST Semifinals for the third-consecutive year, which has only occurred one other time in the history of Friar basketball. Most importantly, the Friars earned their third-consecutive berth in the NCAA Tournament, where the team registered a 1-1 mark, which included a First Round win over Southern California. It marked just the third time in the history of Friar basketball that the team reached the NCAA Tournament in three consecutive seasons. The squad also recorded 24 wins, which is the most since the 1996-97 season. With 24 wins, the Friars posted their third-consecutive season with 20 or more victories. Another milestone for the Friars was that they finished the regular season with 22 wins, which was the most since 1978 and just the sixth team all-time at PC to accomplish the feat. Cooley's Friars also were ranked for 13 weeks during the season, including a No. 8 national ranking on January 4. It marked the Friars' highest ranking in the Associated Press Poll since March 1, 1977 when the team was ranked No. 8.

Two of Cooley's players earned significant honors in 2015-16 and were both drafted as junior guard Kris Dunn (New London, Conn.) and sophomore Ben Bentil (Wilmington, Del.) earned All-BIG EAST accolades. Dunn also earned his second-consecutive BIG EAST Player of the Year and Defensive Player of the Year honors. He also earned numerous All-America accolades and was named a Consensus All-American. Bentil became the seventh Friar all-time and the third under Cooley to lead the BIG EAST in scoring, averaging 22.9 points per game. For his efforts, he was named BIG EAST Most Improved Player - the second time a Friar has received the honor in Cooley's five seasons at Providence.

Dunn was the fifth pick overall by the Minnesota Timberwolves and became the fourth highest Friar drafted all-time in the history of the NBA. Bentil was selected 51st overall in the second round by the Boston Celtics.

In 2015, the Friars were picked fifth in the Preseason BIG EAST Coaches Poll. The team exceeded expectations when the squad placed fourth with an 11-7 record. It marked just the third time ever and the first time since 2004 that the Friars registered 11 conference wins. Overall, the squad posted a 22-12 mark and advanced to the NCAA Tournament in consecutive seasons for the first time since the 1988-89 and 1989-90 seasons. The team also posted its second consecutive season with 20 or more wins for the first time since 1992-93 and 1993-94 seasons.

Senior LaDontae Henton (Lansing, Mich.) and sophomore Kris Dunn (New London, Conn.) paced the Friars in 2015. Both players earned First Team All-BIG EAST honors and Associated Press Honorable Mention All-America accolades. Dunn, who led the BIG EAST in assists, ranked third in the nation in assists and fifth in the nation in steals. He was named the 2015 BIG EAST Player of the Year and he also earned BIG EAST Defensive Player of the Year accolades. Dunn became the first guard in the history of the league to win both honors in the same year. Henton, who led the BIG EAST in scoring in 2015 (20.1 ppg), finished his career ranked second all-time in scoring at Providence (2,059 points) and fifth all-time in rebounding (1,054). He is just the second player ever at Providence to score more than 2,000 points and grab more than 1,000 rebounds.

Cooley's 2014 team was picked to finish sixth in the Preseason BIG EAST Coaches Poll, but overcame losses of personnel during the season to finish 10-8 and fourth overall. The Friars went on a run in the league tournament, posting three straight wins, including a thrilling 65-58 victory over No. 14 Creighton in title game. With the win, the Friars earned the league's automatic berth in the NCAA Tournament and made their first trip to the Tournament since 2004.

His 2014 squad was led by senior All-American Bryce Cotton (Tucson, Ariz.). Cotton had an amazing senior season in which he led the BIG EAST in assists (5.8) and finished second in scoring (21.8). He also led the nation in minutes played (39.9). He earned BIG EAST Tournament Most Outstanding Player honors and garnered his second consecutive First Team All-BIG EAST accolade. He finished his career ranked fifth overall in scoring at Providence with 1,975 points. His teammate, senior Kadeem Batts (Boston, Mass.) also was recognized for his stellar play as he was named All-BIG EAST Second Team.

It did not take long for Cooley to turn the Friar fortunes around. In his second season, he led the Friars to a 19-15 record overall and a 9-9 mark in league play. Included in the 9-9 BIG EAST record in 2012-13 was a 7-2 mark over the last nine games of the conference season. That impressive record marked the second best turnaround over the second half of the season in BIG EAST history. He then guided the Friars to the NIT where the squad posted a 2-0 record before losing in the quarterfinals to eventual NIT Champion Baylor.

Leading the way for the Friars in the 2012-13 season were Cotton and Batts. Cotton was named All-BIG EAST First Team after he led the league in scoring. His teammate, Batts was recognized as a co-winner of the league's Most Improved Award and earned All-BIG EAST Honorable Mention accolades.

In his first season at Providence, Cooley led the Friars to a 15-17 mark overall. The team posted an impressive 11-3 mark in non-conference action, which included an 8-0 record at home. In league action, the Friars defeated No. 14/15 Louisville, 90-59. The 31-point win marked the Friars' largest margin of victory ever over a ranked team.

Two of Cooley's players earned BIG EAST honors in his first season. Point guard Vincent Council was named All-BIG EAST Third Team and one of his first recruits, forward LaDontae Henton, earned BIG EAST All-Rookie Team accolades.

In addition to coaching the Pan Am Games team in 2019, Cooley has extensive experience with USA Basketball. In 2013, he served as a court coach during the USA U19 Training Camp for the World Championships. In 2014, Cooley served as an assistant coach for the USA U18 Team which captured a Gold Medal at the FIBA Americas Championship. He was an assistant coach for the USA U19 Team at the World Championships in Greece in 2015. Cooley helped the team win a Gold Medal, his second in as many years.

Prior to coming to Providence, Cooley guided Fairfield to a school-record 25 wins and a Metro Atlantic Athletic Conference regular season title in 2010-11. He was named the 2011 MAAC Coach of the Year. He also earned United States Basketball Writers Association (USBWA) District I Coach of the Year honors. His 2011 squad finished the season with a 25-8 mark (15-3 MAAC) and advanced to the second round of the NIT.

In five seasons at Fairfield, Cooley's teams posted a 92-69 mark, including a 58-32 record in MAAC action. Cooley became the first Fairfield head coach to guide the team to a .500 or better mark in MAAC action in each of his first five seasons. In 2009-10, he led the Stags to a 23-11 mark and the team's first post-season berth since 2003. For his efforts in 2010, Cooley was the first recipient of the Ben Jobe Award, presented annually to the top minority men's basketball coach in the nation. Prior to taking the Fairfield position, Cooley spent 10 seasons as an assistant coach for Al Skinner. He coached for one season at Rhode Island under Skinner (1996-97) and nine seasons as an assistant at Boston College (1997-06), where the Eagles posted a 175-108 mark and advanced to five NCAA Tournaments and one NIT. Cooley also helped lead the Eagles to the 2001 BIG EAST Tournament title and three BIG EAST regular season titles (2001, 2003 and 2005). In 2004-05, Boston College started the season with a school-record 20 consecutive wins. In 2005-06, the Eagles advanced to the Atlantic Coast Conference championship game against Duke. At BC, Cooley was instrumental in the recruitment of Troy Bell, a two-time BIG EAST Player of the Year. Bell also went on to play professional basketball after leaving Boston College, which included a stint in the NBA with the Memphis Grizzlies.

A 1994 graduate of Stonehill College, he was a three-time captain for the basketball team and was inducted into its Athletic Hall of Fame in 2019. Cooley began his coaching career at UMass-Dartmouth. He helped lead UMass-Dartmouth to a 25-4 mark and a No. 3 national ranking (1994-95). He returned to his alma mater, Stonehill, and served as an assistant coach for one season (1995-96) before joining Skinner's staff at URI. Cooley, a native of Providence, attended Central High School and earned two Rhode Island High School Player of the Year honors. He also did a post-graduate year (1988-89) at New Hampton Prep. before attending Stonehill. He and his wife, Nurys, have one daughter, Olivia, and one son, Isaiah.

Head Coach Ed Cooley

Eleventh Year at PC	**25-5/14-3**
Tenth Year at PC	13-13/9-10
Ninth Year at PC:	19-12/12-6
Eighth Year at PC:	18-16/7-11
Seventh Year at PC:	21-14/10-8
Sixth Year at PC:	20-13/10-8
Fifth Year at PC:	24-11/10-8
Fourth Year at PC:	22-12/11-7
Third Year at PC:	23-12/10-8
Second Year at PC:	19-15/9-9
First Year at PC:	15-17/4-14
Overall at PC:	**219-140**
Overall at Fairfield:	92-69
15-Year CAREER:	**311-209**
BIG EAST TOURNAMENT:	8-8
BIG EAST LEAGUE GAMES:	**106-92**
NON-LEAGUE GAMES AT PC:	**105-40**
NCAA TOURNAMENT:	1-5 (2014, 2015, 2016, 2017, 2018)
NIT:	4-4 (2011, 2013, 2019)

2020-21 (13-13/9-10)... Team posted a 13-13 mark... Nate Watson and David Duke were named Second Team All-BIG EAST.
2019-20 (19-12/12-6)... Had the largest mid-season improvement of any Division I team - a NET ranking improvement of 119 spots (156-37)...The 12 league wins was the most ever by a Friar squad...Team defeated every BIG EAST squad at least once - another first for the program... Team finished the season winning six consecutive games and eight of the last 10...Five of the those wins occurred in February over ranked teams, which marked just the fifth time in the history of college basketball that a team posted five wins over ranked squads in a calendar month during the regular season.
2018-19 (18-16/7-11)... Team posted an 18-16 mark and advanced to the NIT for its seventh consecutive post-season bid.
2017-18 (21-14/10-8)... Team posted a 21-14 mark and advanced to the NCAA Tourney for a school-record fifth consecutive season... The team extended its streak of 20 or more wins to five consecutive seasons... It marked the first time the Friars recorded five consecutive seasons with 20 or more wins since 1974-78...Team advanced to the BIG EAST Championship game for second time under Ed Cooley...Team earned three wins over top-5 ranked teams for the first time ever.
2016-17 (20-13/10-8)... Team posted a 20-13 mark and advanced to the NCAA Tourney...The Friars finished third in the BIG EAST, with a record of 10-8 despite being picked 9th in the Preseason... Ed Cooley was named NABC District 5 Coach of the Year.
2015-16 (24-11/10-8)... Team posted a 24-11 mark and advanced to the NCAA Tourney...The team won its first game in the NCAA tournament under Coach Cooley...Team reached BIG EAST Semifinals for the third straight season.
2014-15 (22-12/11-7)...Team posted a 22-12 mark and advanced to the NCAA Tourney in consecutive seasons for the first time since the 1988-89 and 1989-90 seasons...The team also posted its second consecutive season with 20 or more wins for the first time since 1992-93 and 1993-94 seasons...Friars finished with an 11-7 record which marked just the third time ever and first time since 2004 the team recorded 11 league wins.
2013-14 (23-12/10-8)... Team posted a 23-12 mark and earned most wins since 1997...Captured its second BIG EAST Tournament title and first since 1994...Advanced to the NCAA Tourney for 16th time overall and first since 2004 before losing to No. 6 seed North Carolina, 79-77...Posted a 10-8 mark in BIG EAST play - the most wins in BIG EAST since 2009.
2012-13 (19-15/9-9)... Team recorded a 19-15 record overall and a 9-9 mark in BIG EAST play...Team posted a 7-2 mark in the last nine league games, which was the second best turnaround over the second half of the season in conference history...The team posted a 2-1 mark in the NIT and advanced to the quarterfinals before being eliminated by eventual NIT Champion Baylor... Team earned its first post season win since 2003.
2011-12 (15-17/4-14)...Team recorded an 11-3 record in non-conference action, including an 8-0 mark at home...Squad defeated No. 14/15 Louisville, 90-59, which marked the team's largest margin of victory ever over a ranked squad.
2010-11 (25-8/15-3)...Team posted a school-record 25 wins overall and a record 15 victories in conference action...Captured the MAAC regular season title...Advanced to the NIT and posted a 1-1 mark...Named MAAC Coach of the Year...Earned USBWA District 1 Coach of the Year.
2009-10 (23-11/13-5)...Team's 23 wins were second highest in program's history...Team's 13 MAAC wins tied for tops all-time at Fairfield... Led the Stags to their first post-season win in more than 30 years...Team set an NCAA Div. 1 post-season record when it overcame a 27-point second half deficit to defeat George Mason in OT...Earned the Ben Jobe Award as the top minority men's basketball coach in the nation.
2008-09 (17-15/9-9)...Led the Stags to their first winning record since 2004.
2007-08 (14-16/11-7)...Led the Stags to an 11-7 mark in MAAC action...Team posted a seven-game win streak, the longest in 20 years (1986-87).
2006-07 (13-19/10-8)...Led the Stags to a 10-8 mark in MAAC action and a fifth-place finish in his first season as a head coach.

The Cooley Facts File

Full Name
Ed Cooley

Date of Birth
September 10, 1969

Place of Birth
Providence, R.I.

Family
Wife, Nurys; Daughter, Olivia;
Son, Isaiah

High School
Central High School (R.I.) '88
New Hampton Prep. (N.H.) '89

College
Stonehill '94, Major - History

Coaching Experience		Record
2011 -	**Head Coach, Providence College**	**219-140**
NIT (2013, 2019), NCAA (2014, 2015, 2016, 2017,2018		
2019	Head Coach, USA Basketball, Bronze Medal Pan Am Games Team	
2017	Selection Committe, USA Basketball U19 Team	
2015	Assistant Coach, USA Basketball U19 Team Gold Medal, World Championship	
2014	Assistant Coach, USA Basketball U18 Team Gold Medal, FIBA America Championship	
2013	Court Coach, USA Basketball U19 Team Training Camp, FIBA World Championships	
2006-11	Head Coach, Fairfield University *NIT, CIT*	92-69
1997-06	Assistant Coach, Boston College *NCAA five times*	175-108
1996-97	Assistant Coach, Rhode Island *NCAA*	20-10
1995-96	Assistant Coach, Stonehill College	16-10
1994-95	Assistant Coach, UMass-Dartmouth	25-4

Coaching Honors
2022 - BIG EAST Coach of the Year
NABC District 5 Coach of the Year
2017 - NABC District 5 Coach of the Year
2014 - Rhode Island Coach of the Year
2011 - Metro Atlantic Athletic Conf. Coach of the Year
2011 - U.S. Basketball Writers District 1 Coach of the Year
2010 - Ben Jobe Award, National Coach of the Year

ED COOLEY COACHING RECORD

YEAR	SCHOOL	RECORD	PCT	CONF. REC.	FINISH	TOUR.	POST SEASON	
2006-07	Fairfield	13-19	.406	10-8 (.556)	5th-Tied	0-1		
2007-08	Fairfield	14-16	.467	11-7 (.611)	5th-Tied	0-1		
2008-09	Fairfield	17-15	.531	9-9 (.500)	4th-Tied	1-1		
2009-10	Fairfield	23-11	.676	13-5 (.722)	2nd	2-1	CIT	1-1
2010-11	Fairfield	25-8	.758	15-3 (.833)	**1st**	1-1	NIT	1-1
2011-12	Providence	15-17	.469	4-14 (.222)	15th	0-1		
2012-13	Providence	19-15	.559	9-9 (.500)	8th-Tied	0-1	NIT	2-1
2013-14	Providence	23-12	.657	10-8 (.556)	4th	**3-0 - Champs.**	NCAA	0-1
2014-15	Providence	22-12	.647	11-7 (.611)	4th	1-1	NCAA	0-1
2015-16	Providence	24-11	.686	10-8 (.556)	4th	1-1	NCAA	1-1
2016-17	Providence	20-13	.606	10-8 (.556)	3rd-Tied	0-1	NCAA	0-1
2017-18	Providence	21-14	.600	10-8 (.556)	3rd-Tied	2-1	NCAA	0-1
2018-19	Providence	18-16	.529	7-11 (.389)	8th	1-1	NIT	0-1
2019-20	Providence	19-12	.613	12-6 (.667)	4th	*--	*--	
2020-21	Providence	13-13	.500	9-10 (.474)	6th	0-1		
2021-22	Providence	25-5	.833	14-3 (.824)	**1st**	1-1	NCAA	
Career	**16 years**	**311-209**	**.598**	**164-125 (.567)**	**Two Titles**	**13-14 One Title**		**5-9**

**There was no BIG EAST or NCAA Tournament in 2019-20 due to the Covid-19 pandemic*

COOLEY VS. OPPONENTS (311-209)

Team	W	L
Alabama	0	1
Albany	2	0
American (AH)	3	1
Army	2	0
Arizona	1	0
Arkansas	0	1
Austin Peay	1	0
Baylor	0	1
Belmont	1	0
Binghamton	1	0
Boston College	5	4
Brown	5	2
Bryant	3	0
Butler	16	5
Canisius	10	1
Cen. Arkansas	1	0
Central Connecticut	3	0
Charleston	0	1
Charlotte	1	0
Chattanooga	1	0
Cincinnati	1	3
Colgate	1	0
Colorado State	1	0
Connecticut	3	5
Creighton	12	10
Davidson	1	0
Dayton	0	1
DePaul	15	6
Drexel	2	0
Evansville	1	0
Fairfield	4	0
Fairleigh Dickinson	3	0
Florida	0	1
Florida A&M	1	0
Florida State	1	0
Fordham	2	1
George Mason	1	0
Georgetown	13	9
Grambling	1	0
Hartford	1	0
Harvard	1	0
Hofstra	0	2
Holy Cross	6	2
Houston	0	1
Houston Baptist	1	0
Howard	2	0
Illinois	1	0
Indiana	0	1
Iona	7	4
Iowa State	0	1
Kent State	0	1
Kentucky	0	2
La Salle	1	0
Long Beach State	0	1
Loyola	8	4
Loyola-Chicago	0	1
Louisville	1	1
Maine	2	0
Manhattan	8	3
Marist	8	4
Marquette	9	11
Massachusetts	3	4
Maryland	0	2
Memphis	1	1
Merrimack	1	0
Miami	1	0
Michigan	0	1
Michigan State	0	1
Minnesota	0	1
Mississippi	0	1
Mississippi State	1	0
Missouri	0	1
Navy	1	0
New Hampshire	3	0
Niagara	6	5
Norfolk State	1	0
Northern Iowa	0	1
North Carolina	0	2
Nortwestern	1	1
Notre Dame	2	1
NJIT	3	0
Ohio State	1	0
Penn	0	1
Penn State	0	2
Pepperdine	1	0
Pittsburgh	0	2
Providence	0	1
Rhode Island	8	3
Rider	5	7
Robert Morris	1	0
Rutgers	2	1
Sacred Heart	7	0
Saint Joseph's	0	3
Saint Louis	1	0
Saint Peter's	12	1
Savannah State University	1	0
Seton Hall	11	10
Siena	5	8
South Carolina	2	0
Southern	1	0
Southern California	1	1
St. Francis N.Y.	3	1
St. John's	14	9
Stony Brook	3	0
Syracuse	0	4
Texas	2	0
Texas A&M	0	1
Texas Christian	1	0
Texas Tech	1	0
UNC Asheville	1	0
USF	1	2
Vanderbilt	1	0
Vermont	4	1
Villanova	6	18
Virginia	0	2
Virginia Tech	0	1
Wagner	1	0
Wake Forest	0	1
Washington	1	0
West Virginia	0	1
Wichita State	0	1
William and Mary	1	1
Wisconsin	1	0
Xavier	10	9
Yale	2	1
Total	**311**	**209**

The Roster

NUMERICAL ROSTER

NO.	NAME	YEAR	POS	HGT	WGT	HOMETOWN/LAST SCHOOL
0	Nate Watson	Gr.	C	6-10	260	Portsmouth, Va./Bishop O'Connell HS '17
1	Al Durham	Gr.	G	6-4	180	Lilburn, Ga./Berkmar High School '17/Indiana '21
3	Matteus Case	Fr.	G	6-5	190	Pickering, Ontario/Chaminade College Prep '20/Pennsylvania
4	Jared Bynum	RS Jr.	G	5-10	180	Largo, Md./Georgetown Prep '18/Saint Joseph's
5	Ed Croswell	Sr.	F	6-8	245	Philadelphia, Pa./St. Joseph's Prep '18/LaSalle
10	Alyn Breed	So.	G	6-3	190	Powder Springs, Ga./McEachern High School'19
11	A.J. Reeves	Sr.	G	6-6	205	Roxbury, Mass./Brimmer and May School '18
12	Brycen Goodine	Jr.	G	6-4	190	New Bedford, Mass./St. Andrew's School '19/Syracuse
14	Noah Horchler	Gr.	F	6-8	220	Melbourne Beach, Fla./Melbourne High School '16/North Florida
15	Justin Minaya	Gr.	F	6-7	210	Harrington Park, N.J./Northern Valley at Old Tappan '17/South Carolina '21
22	Luke Fonts	Fr.	G	6-1	180	Portsmouth, R.I./Portsmouth Abbey School '21
23	Legend Geeter	Fr.	F	6-8	235	River Rouge, Mich./River Rouge High School '21
24	Andrew Fonts	Gr.	G	6-2	175	Portsmouth, R.I./Portsmouth Abbey School '17
30	Rafael Castro	Fr.	F	6-10	215	Dover, N.J./Dover High School '21
33	Kieran O'Haire	Fr.	F	6-3	185	Menands, N.Y./The Albany Academy '21

Head Coach: Ed Cooley (Stonehill '94)
Associate Head Coach: Jeff Battle (Marshall '85)
Assistant Coaches: Brian Blaney (Roanoke College '94)
Ivan Thomas (VCU '97)
Director of Basketball Operations: Kevin Kurbec (Providence '02)
Associate Director of Player Development.: Bob Walsh (Hamilton '94)
Special Assistant to the Head Coach: LaDontae Henton (Providence '15)
Strength Coach: Kenneth White (Vermont '92)
Athletic Trainer: Chris Hagemann (Ithaca '04)

Friars By Class: ***(Gr./Sr./Jr./So./Fr.)***
Graduate Students (5): Al Durham, Andrew Fonts, Noah Horchler, Justin Minaya, Nate Watson
Seniors (2): Ed Croswell, A.J. Reeves
Juniors (2): Jared Bynum, Brycen Goodine
Sophomores (1): Alyn Breed
Freshmen (5): Matteus Case, Rafael Castro, Luke Fonts, Legend Geeter, Kieran O'Haire

Pronunciation Guide:

3 – Matteus Case – Ma – Tay - us

14 – Noah Horchler – Hork – Lur

15 – Justin Minaya – Min – Eye – Ah

23 – Legend Geeter – Jee – Tur

Al Durham

Al Durham #1
Grad Student G 6-4 180 Lilburn, Ga./Berkar High School '17/ Indiana '21

2021-22: Recorded 18 points, three rebounds and three assists in his Providence debut versus Fairfield (11/9/21)... Scored 12 points and had three assists versus Sacred Heart (11/11/21)...Scored 13 points and was 3-5 from three at Wisconsin (11/15/21)...Scored 19 points and was 7-7 from the free-throw line versus New Hampshire (11/18/21)...Scored 11 points and was 8-8 from the free-throw line versus Northwestern (11/22/21)...Named to the Legends Classic All-Tournament Team...Scored 11 points and was 9-9 from the free-throw line versus Saint Peter's (11/27/21)...Scored 23 points and was 12-13 from the free-throw line versus Texas Tech (12/2/21)...Durham scored 14 points and was 5-5 from the free-throw line versus Rhode Island (12/4/21)...***Named BIG EAST Player of the Week (12/6/21)***...Scored eight points and grabbed five rebounds versus Central Connecticut (12/11/21)...Scored 12 points and was 8-10 from the free-throw line vs. No. 15 Seton Hall (12/29/21)...Scored 17 points at DePaul (1/1/22)...Scored 16 points and was 8-9 from the free-throw line at Marquette (1/4/21)...Scored 13 points versus St. John's (1/8/22)... Scored 15 points and was 8-8 from the free-throw line versus Georgetown (1/20/22)...Scored 12 points versus Butler (1/23/22)...Scored 22 points as he was 10-10 from the free throw line and he registered four assists at No. 21 Xavier (1/26/22)...Scored 11 points and dished off four assists versus No. 22 Marquette (1/30/22)...Scored 14 points and was 12-13 from the free-throw line at St. John's (2/1/22)...Scored 16 points and was 12-12 from the free-throw line versus DePaul (2/12/22)...Scored 13 points and had three assists versus No. 10 Villanova (2/15/22)...Scored 13 points and was 7-8 from the free-throw line versus Xavier (2/23/22)...Scored 12 points and had five assists versus Creighton (2/26/22)...Registered 21 points in the BIG EAST Semifinals versus Creighton (3/11/22)...

2020-21: Started all 26 games he played in…Averaged 11.3 points and 2.6 assists…Shot 38 percent from three-point territory... Led team with 38 three-point field goals and had 67 assists…Recorded 19 points with six rebounds shooting 3-5 from three-point territory versus Providence (11/30/20)…Posted a career-high 24 points at Northwestern (12/23/20)...Hit a runner to send game into first overtime and a jumper with 1.9 seconds left to extend the game into a second overtime...Made a career-high 11-12 on free throws… Had 17 points, four rebounds, and four assists shooting 2-4 from long range at Nebraska (01/10/21)…Posted 20 points and four assists and set a career-high with five triples at Rutgers (2/24/21)…Became the 53rd player to eclipse the 1,000-point barrier in his career against Michigan (2/27/21)…Ranks 51 st on Indiana All-Time Scoring list with 1026 points in 97 career starts.

2019-20: Started all 32 games as a team captain…Averaged 9.8 points and led team in three-point percentage by hitting 38.3 percent of his long-distance shots…Finished second on the team with 80 assists and led the team making 81.1 percent of his free throw attempts, ranking fifth in the Big Ten in the process...Recorded 21 points with three assists shooting a perfect 7-7 from the field and 3-3 from three-point territory versus Western Illinois (11/05/19)…Had 17 points and four assists versus Troy (11/16/19)…Notched a team-high 17 points and made all eight of his free-throws at Wisconsin (12/7/19) ...Finished with 14 points, three boards and three assists against Nebraska (12/13/19)…Had 11 points against Michigan State including the go-ahead triple with under 2:00 to play (01/23/20)…Had 14 points and three rebounds against Penn State (01/29/20)…Tied his career-high with three three-point field goals...Had 17 points, four boards, and two assists at Michigan (2/16/20).

2018-19: Played in 34 games and started 30 times...Was fourth on the team in scoring, averaging 8.3 points...Led the team in free throw shooting at 74 percent... Second on the team with 40 three-point field goals...Had 54 assists...Made his first start of the season against Marquette (11/14/18)...Had 13 points, five assists and four rebounds...Had a block and a steal and did not have a turnover in 35 minutes…Had 11 points at Arkansas (11/18/18)…Scored 18 points against Jacksonville (12/22/18)…Played a career-high 46 minutes scoring 11 points in win against Rutgers (03/10/19)…Notched a career-high 22 points with two rebounds and two assists against St. Francis (3/19/19).

2017-18: Made nine starts in 31 games...Averaged 4.8 points with 39 assists...Played 18.8 minutes per game...Made his first career start at Seton Hall scoring 10 points...Started against Duke and had five points (11/29/17) ... Made another start against Michigan and had five points and three rebounds (12/2/17)...Established a new Big Ten-high with 14 points and made both three-point field goal attempts against Illinois (2/14/18)...Made all 10 of his free throw attempts against Rutgers in the Big Ten Tournament (3/1/18).

HIGH SCHOOL: Attended Berkmar High School in Lilburn, Ga. from 2013-2017…Played varsity basketball for Coach Gregory Philips for four years…Eclipsed 1,517 career points, 453 rebounds, and 263 assists throughout his high school career along with 123 three-pointers made…Averaged 21 points, five rebounds, and 3.1 assists per game his senior year and surpassing 1,000 career points in high school…Played AAU basketball for Southern Stampede…Averaged 9.7 points and 4.7 rebounds during his time on the circuit, while shooting 46.7 percent from the field…Ranked No. 34 power forward nationally and fifth in South Carolina by 247sports.com, and No. 32 power forward by Rivals.com.

PROFILE
Name: Aljami Durham
Birthdate: September 30, 1998
Major: Master of Education in Higher Education
Family: Son of Aljami Durham and Charmaine Durham. Has one brother, Jalen Durham. Has two sisters, Amia Durham and Amya Durham.
Interests/Hobbies: Designer and making clothes
Favorite Teams: New York Knicks and Yankees
Favorite Athletes: Tracy McGrady
Favorite Movies: Rush Hour 1-3, Paid In Full
Favorite Foods: Chicken Wings
Biggest trill in sports: The last shot

DURHAM, Aljami

				Field Goals		3-Point		F-Throws		Rebounds									Scoring	
SEASON	TEAM	GP-GS	MIN/AVG	FG-FGA	FG%	3FG-3FGA	3FG%	FT-FTA	FT%	OFF	DEF	TOT	AVG	PF-FO	A	TO	BLK	STL	PTS	AVG
2017-18	IND	31-9	583/18.8	47-115	.409	14-49	.286	40-56	.714	5	54	59	1.9	57-0	39	25	4	11	148	4.8
2018-19	IND	34-30	973/28.6	94-233	.403	40-115	.348	54-73	.740	6	59	65	1.9	72-2	54	42	9	16	282	8.3
2019-20	IND	32-32	848/26.5	93-211	.441	36-94	.383	90-111	.811	5	62	67	2.1	69-1	80	60	10	18	312	9.8
2020-21	IND	26-26	844/32.5	87-224	.388	38-100	.380	81-103	.786	9	72	81	3.1	66-1	67	36	3	14	293	11.3
2021-22	PROV	28-28	971/34.7	96-280	.343	22-100	.220	160-189	.847	9	77	86	3.1	63-1	93	68	10	15	374	13.4
TOTAL FOR PROV		**28-28**	**971/34.7**	**96-280**	**.343**	**22-100**	**.220**	**160-189**	**.847**	**9**	**77**	**86**	**3.1**	**63-1**	**93**	**68**	**10**	**15**	**374**	**13.4**
TOTAL		**151-125**	**4219/27.9**	**417-1063**	**.392**	**150-458**	**.328**	**425-532**	**.799**	**34**	**324**	**358**	**2.4**	**327-5**	**333**	**231**	**36**	**74**	**1409**	**9.3**

Single Game Highs

Statistic	Value	
Points	24	at Northwestern 02/10/21
Rebounds	8	vs Butler 12/19/20
Assists	7	vs Northwestern 11/22/21
Steals	3	vs Northwestern 01/08/20, at Northwestern 02/10/21, at Marquette 01/04/22
Blocks	2	4 times
FG Made	9	vs Saint Francis (PA) 03/19/19
FG Attempts	16	at Xavier 01/26/22
3FG Made	5	at Rutgers 02/24/21
3FG Attempts	9	vs Sacred Heart 11/11/21
FT Made	12	vs Texas Tech 12/01/21, at St. John's (NY) 02/01/22, vs DePaul 02/12/22
FT Attempts	13	vs Texas Tech 12/01/21, at St. John's (NY) 02/01/22

2017-18...

#01 DURHAM, Aljami

				Total		3-Pointers		Free throws		Rebounds										
Opponent	Date	GS	MIN	FG-FGA	PCT	3FG-3FGA	PCT	FT-FTA	PCT	OFF	DEF	TOT	AVG	PF	A	T/O	BLK	STL	PTS	AVG
Indiana St.	11/10/2017		19:00	1-3	.333	0-1	.000	4-5	.800	0	2	2	2.0	1	2	1	0	0	6	6.0
Howard	11/12/2017		30:00	5-9	.556	3-5	.600	3-5	.600	0	3	3	2.5	3	3	1	0	0	16	11.0
at Seton Hall	11/15/2017	*	29:00	4-6	.667	0-1	.000	2-2	1.000	0	0	0	1.7	3	1	0	0	1	10	10.7
South Fla.	11/19/2017		31:00	2-5	.400	0-3	.000	5-7	.714	0	5	5	2.5	4	4	0	0	1	9	10.3
Arkansas St.	11/22/2017		28:00	3-6	.500	1-2	.500	0-0	.000	1	2	3	2.6	0	3	0	1	1	7	9.6
Eastern Mich.	11/24/2017		30:00	2-6	.333	1-2	.500	1-3	.333	1	1	2	2.5	1	5	0	0	0	6	9.0
Duke	11/29/2017	*	21:00	2-4	.500	1-3	.333	0-2	.000	0	0	0	2.1	2	1	1	0	0	5	8.4
at Michigan	12/02/2017	*	23:00	2-4	.500	1-1	1.000	0-0	.000	0	3	3	2.3	2	0	1	0	1	5	8.0
Iowa	12/04/2017	*	22:00	3-7	.429	1-3	.333	0-0	.000	1	1	2	2.2	3	0	1	0	1	7	7.9
at Louisville	12/09/2017	*	24:00	0-3	.000	0-1	.000	2-2	1.000	0	4	4	2.4	1	3	5	0	1	2	7.3
vs Notre Dame	12/16/2017	*	16:00	1-3	.333	0-2	.000	3-4	.750	0	2	2	2.4	0	0	0	0	0	5	7.1
Purdue Fort Wayne	12/18/2017	*	13:00	2-4	.500	0-1	.000	0-0	.000	1	2	3	2.4	2	0	0	0	0	4	6.8
Tennessee Tech	12/21/2017	*	19:00	1-3	.333	0-0	.000	0-0	.000	0	2	2	2.4	3	1	0	0	0	2	6.5
Youngstown St.	12/29/2017	*	17:00	0-3	.000	0-3	.000	2-2	1.000	0	1	1	2.3	4	1	2	0	0	2	6.1
at Wisconsin	01/02/2018		20:00	1-1	1.000	0-0	.000	0-0	.000	0	3	3	2.3	0	1	1	0	0	2	5.9
at Minnesota	01/06/2018		22:00	0-3	.000	0-2	.000	0-2	.000	1	1	2	2.3	3	2	2	0	0	0	5.5
Penn St.	01/09/2018		11:00	0-2	.000	0-1	.000	0-0	.000	0	1	1	2.2	1	1	0	1	0	0	5.2
Northwestern	01/14/2018		14:00	2-4	.500	0-1	.000	1-2	.500	0	3	3	2.3	0	1	0	0	0	5	5.2
at Michigan St.	01/19/2018		20:00	2-5	.400	0-0	.000	1-1	1.000	0	0	0	2.2	2	1	1	0	0	5	5.2
Maryland	01/22/2018		15:00	0-1	.000	0-1	.000	0-0	.000	0	1	1	2.1	2	1	3	0	2	0	4.9
at Illinois	01/24/2018		11:00	0-1	.000	0-1	.000	1-2	.500	0	1	1	2.0	1	1	1	1	0	1	4.7
Purdue	01/28/2018		11:00	1-2	.500	0-1	.000	1-1	1.000	0	1	1	2.0	0	0	0	0	0	3	4.6
at Ohio St.	01/30/2018		09:00	1-6	.167	1-4	.250	0-0	.000	0	0	0	1.9	1	1	0	0	0	3	4.6
Michigan St.	02/03/2018		08:00	1-2	.500	0-0	.000	0-0	.000	0	1	1	1.9	1	0	0	0	0	2	4.5
at Rutgers	02/05/2018		21:00	1-4	.250	1-3	.333	0-0	.000	0	4	4	2.0	3	1	1	0	0	3	4.4
Minnesota	02/09/2018		16:00	2-4	.500	1-1	1.000	2-3	.667	0	2	2	2.0	3	1	2	0	0	7	4.5
Illinois	02/14/2018		24:00	5-6	.833	2-2	1.000	2-2	1.000	0	2	2	2.0	2	0	1	0	0	14	4.9
at Iowa	02/17/2018		12:00	0-1	.000	0-1	.000	0-0	.000	0	0	0	1.9	1	2	0	0	1	0	4.7
at Nebraska	02/20/2018		17:00	0-3	.000	0-2	.000	0-0	.000	0	3	3	1.9	3	1	1	1	1	0	4.5
Ohio St.	02/23/2018		11:00	3-4	.750	1-1	1.000	0-1	.000	0	1	1	1.9	1	0	0	0	1	7	4.6
vs Rutgers	03/01/2018		19:00	0-0	.000	0-0	.000	10-10	1.000	0	2	2	1.9	4	1	0	0	0	10	4.8
Totals		**9**	**583:00**	**47-115**	**.409**	**14-49**	**.286**	**40-56**	**.714**	**5**	**54**	**59**	**1.9**	**57**	**39**	**25**	**4**	**11**	**148**	**4.8**

2019-20...

#1 DURHAM, Aljami

				Total		3-Pointers		Free throws		Rebounds										
Opponent	Date	GS	MIN	FG-FGA	PCT	3FG-3FGA	PCT	FT-FTA	PCT	OFF	DEF	TOT	AVG	PF	A	T/O	BLK	STL	PTS	AVG
Western Ill.	11/05/2019	*	27:08	7-7	1.000	3-3	1.000	4-4	1.000	0	4	4	4.0	1	3	1	0	0	21	21.0
Portland St.	11/09/2019	*	32:05	7-11	.636	1-4	.250	3-3	1.000	0	1	1	2.5	3	2	1	0	1	18	19.5
North Ala.	11/12/2019	*	29:04	3-7	.429	2-6	.333	3-3	1.000	0	1	1	2.0	4	0	3	2	0	11	16.7
Troy	11/16/2019	*	28:29	5-10	.500	3-4	.750	4-4	1.000	0	2	2	2.0	1	4	2	1	0	17	16.8
Princeton	11/20/2019	*	28:43	3-6	.500	0-1	.000	0-0	.000	1	3	4	2.4	1	6	0	0	0	6	14.6
Louisiana Tech	11/25/2019	*	30:59	6-10	.600	1-4	.250	5-7	.714	0	4	4	2.7	2	4	5	1	2	18	15.2
South Dakota St.	11/30/2019	*	28:57	2-7	.286	1-4	.250	0-0	.000	0	3	3	2.7	3	1	2	1	2	5	13.7
Florida St.	12/03/2019	*	25:51	2-7	.286	0-2	.000	1-4	.250	0	2	2	2.6	2	4	3	0	0	5	12.6
at Wisconsin	12/07/2019	*	32:48	3-7	.429	3-4	.750	8-8	1.000	0	1	1	2.4	1	2	3	0	0	17	13.1
vs UConn	12/10/2019	*	29:52	3-8	.375	0-2	.000	3-4	.750	2	0	2	2.4	2	3	1	1	1	9	12.7
Nebraska	12/13/2019	*	32:17	4-10	.400	2-5	.400	4-4	1.000	0	3	3	2.5	5	3	2	0	0	14	12.8
vs Notre Dame	12/21/2019	*	28:50	1-6	.167	0-2	.000	3-4	.750	1	1	2	2.4	4	4	2	0	1	5	12.2
Arkansas	12/29/2019	*	05:00	1-2	.500	0-0	.000	0-0	.000	0	1	1	2.3	2	2	1	0	0	2	11.4
at Maryland	01/04/2020	*	23:09	1-5	.200	0-2	.000	3-4	.750	0	4	4	2.4	2	0	1	0	0	5	10.9
Northwestern	01/08/2020	*	28:22	2-7	.286	1-4	.250	11-12	.917	0	1	1	2.3	0	4	2	0	3	16	11.3
Ohio St.	01/11/2020	*	16:57	1-2	.500	0-0	.000	1-4	.250	0	3	3	2.4	3	1	4	0	2	3	10.8
at Rutgers	01/15/2020	*	28:22	2-9	.222	1-3	.333	5-5	1.000	0	2	2	2.4	3	2	3	0	1	10	10.7
at Nebraska	01/18/2020	*	20:55	1-6	.167	1-5	.200	4-6	.667	0	0	0	2.2	3	1	2	0	0	7	10.5
Michigan St.	01/23/2020	*	24:29	4-9	.444	2-3	.667	1-2	.500	0	2	2	2.2	2	1	0	0	0	11	10.5
Maryland	01/26/2020	*	21:03	1-2	.500	1-2	.500	1-2	.500	0	0	0	2.1	1	3	0	0	0	4	10.2
at Penn St.	01/29/2020	*	30:24	1-7	.143	1-3	.333	2-2	1.000	0	1	1	2.0	0	1	2	1	0	5	10.0
at Ohio St.	02/01/2020	*	26:59	3-4	.750	0-1	.000	2-2	1.000	0	3	3	2.1	2	3	1	0	2	8	9.9
Purdue	02/08/2020	*	22:51	2-6	.333	1-4	.250	0-0	.000	0	1	1	2.0	3	4	3	1	0	5	9.7
Iowa	02/13/2020	*	28:38	2-6	.333	1-5	.200	1-2	.500	0	2	2	2.0	1	4	1	0	1	6	9.5
at Michigan	02/16/2020	*	31:29	6-10	.600	2-3	.667	3-5	.600	0	4	4	2.1	1	2	1	1	0	17	9.8
at Minnesota	02/19/2020	*	22:50	2-6	.333	1-3	.333	2-2	1.000	0	0	0	2.0	2	4	0	0	0	7	9.7
Penn St.	02/23/2020	*	24:59	5-8	.625	1-2	.500	3-4	.750	1	2	3	2.1	3	1	4	0	0	14	9.9
at Purdue	02/27/2020	*	21:38	0-2	.000	0-1	.000	2-2	1.000	0	3	3	2.1	4	0	3	0	0	2	9.6
at Illinois	03/01/2020	*	31:12	3-6	.500	2-3	.667	5-5	1.000	0	2	2	2.1	2	2	1	0	1	13	9.7
Minnesota	03/04/2020	*	28:33	4-8	.500	2-4	.500	1-1	1.000	0	1	1	2.1	1	4	2	0	1	11	9.7
Wisconsin	03/07/2020	*	32:44	3-5	.600	1-2	.500	2-2	1.000	0	4	4	2.1	2	1	3	1	0	9	9.7
vs Nebraska	03/11/2020	*	22:16	3-5	.600	2-3	.667	3-4	.750	0	1	1	2.1	3	4	1	0	0	11	9.8
Totals		**32**	**847:53**	**93-211**	**.441**	**36-94**	**.383**	**90-111**	**.811**	**5**	**62**	**67**	**2.1**	**69**	**80**	**60**	**10**	**18**	**312**	**9.8**

2018-19...

#1 DURHAM, Aljami

				Total		3-Pointers		Free throws		Rebounds										
Opponent	Date	GS	MIN	FG-FGA	PCT	3FG-3FGA	PCT	FT-FTA	PCT	OFF	DEF	TOT	AVG	PF	A	T/O	BLK	STL	PTS	AVG
Montana St.	11/09/2018		14:45	2-7	.286	1-3	.333	0-0	.000	0	2	2	2.0	3	2	2	1	1	5	5.0
Marquette	11/14/2018	*	35:01	5-8	.625	1-4	.250	2-2	1.000	0	4	4	3.0	3	5	0	1	1	13	9.0
at Arkansas	11/18/2018	*	36:00	4-9	.444	3-4	.750	0-0	.000	1	2	3	3.0	3	3	5	0	0	11	9.7
UT Arlington	11/20/2018	*	11:09	2-6	.333	1-4	.250	1-1	1.000	0	0	0	2.3	0	1	1	0	0	6	8.8
UC Davis	11/23/2018	*	37:37	2-4	.500	2-3	.667	6-8	.750	0	0	0	1.8	1	2	0	0	1	12	9.4
at Duke	11/27/2018	*	27:12	4-10	.400	1-3	.333	0-0	.000	0	3	3	2.0	1	0	2	1	1	9	9.3
Northwestern	12/01/2018	*	12:22	3-4	.750	1-1	1.000	0-0	.000	0	0	0	1.7	4	1	1	0	0	7	9.0
at Penn St.	12/04/2018	*	29:00	3-5	.600	2-3	.667	4-6	.667	0	1	1	1.6	3	2	1	0	0	12	9.4
Louisville	12/08/2018	*	21:27	0-4	.000	0-3	.000	0-0	.000	0	0	0	1.4	0	0	1	0	1	0	8.3
vs Butler	12/15/2018	*	17:46	0-3	.000	0-2	.000	0-0	.000	0	0	0	1.3	1	1	0	0	1	0	7.5
Central Ark.	12/19/2018	*	25:11	4-8	.500	1-4	.250	0-0	.000	0	1	1	1.3	1	1	3	0	0	9	7.6
Jacksonville	12/22/2018	*	32:11	6-8	.750	3-5	.600	3-4	.750	0	3	3	1.4	3	2	3	0	1	18	8.5
Illinois	01/03/2019	*	23:44	2-5	.400	0-0	.000	5-6	.833	0	1	1	1.4	4	0	2	0	2	9	8.5
at Michigan	01/06/2019	*	32:25	2-5	.400	1-2	.500	1-2	.500	0	3	3	1.5	1	1	1	0	0	6	8.4
at Maryland	01/11/2019	*	27:44	3-6	.500	2-4	.500	0-0	.000	0	3	3	1.6	1	2	1	0	0	8	8.3
Nebraska	01/14/2019	*	06:00	0-1	.000	0-1	.000	0-0	.000	0	0	0	1.5	1	0	1	0	0	0	7.8
at Purdue	01/19/2019		26:13	2-5	.400	1-3	.333	3-4	.750	0	4	4	1.6	1	4	0	1	0	8	7.8
at Northwestern	01/22/2019		32:33	4-7	.571	1-4	.250	2-5	.400	1	0	1	1.6	3	3	1	0	1	11	8.0
Michigan	01/25/2019		31:59	1-7	.143	0-1	.000	4-5	.800	0	5	5	1.8	1	1	2	0	0	6	7.9
at Rutgers	01/30/2019	*	37:06	5-10	.500	1-3	.333	0-0	.000	1	2	3	1.9	5	2	1	0	0	11	8.1
at Michigan St.	02/02/2019	*	37:22	4-8	.500	3-5	.600	3-4	.750	1	2	3	1.9	1	3	3	0	1	14	8.3
Iowa	02/07/2019	*	34:56	3-8	.375	2-5	.400	4-4	1.000	0	2	2	1.9	1	1	1	2	0	12	8.5
Ohio St.	02/10/2019	*	28:46	1-2	.500	0-0	.000	0-0	.000	0	3	3	2.0	0	1	0	0	0	2	8.2
at Minnesota	02/16/2019	*	36:23	4-7	.571	1-2	.500	3-4	.750	0	1	1	1.9	3	0	3	0	0	12	8.4
Purdue	02/19/2019	*	35:15	1-8	.125	0-4	.000	0-0	.000	0	3	3	2.0	1	2	1	0	0	2	8.1
at Iowa	02/22/2019	*	24:43	0-3	.000	0-3	.000	0-2	.000	0	2	2	2.0	3	2	0	0	0	0	7.8
Wisconsin	02/26/2019	*	45:45	4-11	.364	3-5	.600	0-0	.000	1	0	1	1.9	5	1	2	0	0	11	7.9
Michigan St.	03/02/2019	*	21:52	1-4	.250	1-4	.250	0-0	.000	0	1	1	1.9	2	1	1	0	1	3	7.8
at Illinois	03/07/2019	*	22:17	1-5	.200	1-4	.250	3-4	.750	0	1	1	1.9	1	0	2	0	1	6	7.7
Rutgers	03/10/2019	*	30:14	2-6	.333	0-2	.000	5-5	1.000	0	2	2	1.9	3	2	0	1	1	9	7.7
vs Ohio St.	03/14/2019	*	30:28	3-8	.375	0-3	.000	3-3	1.000	0	3	3	1.9	3	3	0	1	0	9	7.8
Saint Francis (PA)	03/19/2019	*	35:25	9-15	.600	3-7	.429	1-2	.500	0	2	2	1.9	2	2	1	1	1	22	8.2
Arkansas	03/23/2019	*	35:42	2-12	.167	1-8	.125	1-2	.500	1	1	2	1.9	3	2	0	0	0	6	8.2
Wichita St.	03/26/2019	*	36:24	5-14	.357	3-6	.500	0-0	.000	0	2	2	1.9	4	1	0	0	1	13	8.3
Totals		**30**	**972:58**	**94-233**	**.403**	**40-115**	**.348**	**54-73**	**.740**	**6**	**59**	**65**	**1.9**	**72**	**54**	**42**	**9**	**16**	**282**	**8.3**

2020-21...

#1 DURHAM, Aljami

				Total		3-Pointers		Free throws		Rebounds										
Opponent	Date	GS	MIN	FG-FGA	PCT	3FG-3FGA	PCT	FT-FTA	PCT	OFF	DEF	TOT	AVG	PF	A	T/O	BLK	STL	PTS	AVG
Tennessee Tech	11/25/2020	*	27:34	4-9	.444	1-5	.200	0-2	.000	0	6	6	6.0	0	4	2	0	1	9	9.0
vs Providence	11/30/2020	*	30:28	6-9	.667	3-5	.600	4-4	1.000	1	5	6	6.0	2	3	0	0	0	19	14.0
vs Texas	12/01/2020	*	27:44	2-7	.286	0-0	.000	4-5	.800	0	2	2	4.7	1	2	0	0	0	8	12.0
at Florida St.	12/09/2020	*	38:00	3-10	.300	1-4	.250	2-2	1.000	0	5	5	4.8	1	4	2	0	1	9	11.3
North Ala.	12/13/2020	*	22:56	1-5	.200	1-5	.200	0-0	.000	0	2	2	4.2	1	2	3	0	0	3	9.6
vs Butler	12/19/2020	*	36:00	5-10	.500	1-5	.200	0-3	.000	1	7	8	4.8	3	4	1	1	1	11	9.8
Northwestern	12/23/2020	*	35:46	0-4	.000	0-2	.000	2-4	.500	1	0	1	4.3	4	3	1	0	1	2	8.7
at Illinois	12/26/2020	*	28:17	4-12	.333	1-5	.200	0-0	.000	1	2	3	4.1	3	3	0	0	0	9	8.8
Penn St.	12/30/2020	*	35:23	6-12	.500	4-8	.500	2-2	1.000	0	2	2	3.9	3	4	2	0	1	18	9.8
Maryland	01/04/2021	*	34:11	3-11	.273	1-6	.167	6-7	.857	0	2	2	3.7	3	3	1	0	0	13	10.1
at Wisconsin	01/07/2021	*	48:38	6-12	.500	1-3	.333	2-3	.667	0	4	4	3.7	3	5	4	1	1	15	10.5
at Nebraska	01/10/2021	*	37:38	6-13	.462	2-4	.500	3-6	.500	0	4	4	3.8	3	2	0	0	0	17	11.1
Purdue	01/14/2021	*	27:07	1-5	.200	1-3	.333	1-2	.500	0	1	1	3.5	3	3	1	0	0	4	10.5
at Iowa	01/21/2021	*	33:06	2-6	.333	1-4	.250	9-10	.900	0	5	5	3.6	2	3	0	0	0	14	10.8
Rutgers	01/24/2021	*	31:07	3-8	.375	2-3	.667	0-0	.000	2	3	5	3.7	2	2	0	0	0	8	10.6
Illinois	02/02/2021	*	31:25	2-6	.333	2-2	1.000	7-8	.875	0	2	2	3.6	4	1	2	0	1	13	10.8
Iowa	02/07/2021	*	33:14	1-8	.125	1-3	.333	6-7	.857	1	1	2	3.5	3	1	0	0	1	9	10.6
at Northwestern	02/10/2021	*	40:11	5-12	.417	3-5	.600	11-12	.917	1	1	2	3.4	3	2	2	0	3	24	11.4
at Ohio St.	02/13/2021	*	30:06	2-8	.250	1-3	.333	2-4	.500	0	3	3	3.4	2	3	3	0	0	7	11.2
Minnesota	02/17/2021	*	31:39	5-6	.833	2-2	1.000	4-4	1.000	0	1	1	3.3	4	2	4	0	0	16	11.4
Michigan St.	02/20/2021	*	36:15	0-4	.000	0-2	.000	4-4	1.000	1	3	4	3.3	1	3	1	0	1	4	11.0
at Rutgers	02/24/2021	*	31:19	7-12	.583	5-7	.714	1-1	1.000	0	2	2	3.3	4	4	2	0	1	20	11.5
Michigan	02/27/2021	*	29:08	6-9	.667	1-3	.333	2-2	1.000	0	2	2	3.2	2	1	1	0	1	15	11.6
at Michigan St.	03/02/2021	*	22:19	0-7	.000	0-3	.000	3-4	.750	0	1	1	3.1	5	0	0	0	0	3	11.3
at Purdue	03/06/2021	*	35:53	4-11	.364	2-4	.500	4-5	.800	0	2	2	3.1	1	2	2	1	0	14	11.4
vs Rutgers	03/11/2021	*	29:02	3-8	.375	1-4	.250	2-2	1.000	0	4	4	3.1	3	1	2	0	0	9	11.3
Totals		**26**	**844:26**	**87-224**	**.388**	**38-100**	**.380**	**81-103**	**.786**	**9**	**72**	**81**	**3.1**	**66**	**67**	**36**	**3**	**14**	**293**	**11.3**

2021-22...

#1 DURHAM, Aljami

				Total		3-Pointers		Free throws		Rebounds										
Opponent	Date	GS	MIN	FG-FGA	PCT	3FG-3FGA	PCT	FT-FTA	PCT	OFF	DEF	TOT	AVG	PF	A	TO	BLK	STL	PTS	AVG
Fairfield	11/09/2021	*	35:56	4-9	.444	1-4	.250	9-12	.750	0	3	3	3.0	3	3	3	0	0	18	18.0
Sacred Heart	11/11/2021	*	28:40	5-13	.385	2-9	.222	0-2	.000	1	1	2	2.5	2	3	1	0	1	12	15.0
at Wisconsin	11/15/2021	*	35:31	4-11	.364	3-5	.600	2-4	.500	0	2	2	2.3	1	4	3	0	0	13	14.3
New Hampshire	11/18/2021	*	32:51	6-9	.667	0-2	.000	7-7	1.000	1	1	2	2.3	1	3	0	0	0	19	15.5
vs Northwestern	11/22/2021	*	38:45	1-7	.143	1-5	.200	8-8	1.000	0	2	2	2.2	2	7	2	1	0	11	14.6
vs Virginia	11/23/2021	*	37:59	3-10	.300	1-4	.250	3-4	.750	0	2	2	2.2	2	2	2	0	0	10	13.8
Saint Peter's	11/27/2021	*	39:12	1-3	.333	0-2	.000	9-9	1.000	0	3	3	2.3	2	3	7	2	1	11	13.4
Texas Tech	12/01/2021	*	37:56	5-13	.385	1-4	.250	12-13	.923	0	3	3	2.4	3	2	4	1	0	23	14.6
Rhode Island	12/04/2021	*	38:09	4-11	.364	1-2	.500	5-5	1.000	0	3	3	2.4	1	6	5	0	1	14	14.6
Vermont	12/07/2021	*	37:16	2-9	.222	0-3	.000	5-9	.556	1	0	1	2.3	1	5	3	1	1	9	14.0
Central Conn. St.	12/11/2021	*	30:27	3-11	.273	0-4	.000	2-3	.667	0	5	5	2.5	0	3	3	2	2	8	13.5
at UConn	12/18/2021	*	28:06	3-8	.375	0-1	.000	1-3	.333	0	4	4	2.7	3	4	2	0	1	7	12.9
Seton Hall	12/29/2021	*	29:04	2-6	.333	0-3	.000	8-10	.800	0	4	4	2.8	3	0	3	0	1	12	12.8
at DePaul	01/01/2022	*	37:33	5-10	.500	2-3	.667	5-6	.833	0	3	3	2.8	2	1	1	0	0	17	13.1
at Marquette	01/04/2022	*	36:27	3-12	.250	2-6	.333	8-9	.889	0	2	2	2.7	3	1	2	0	3	16	13.3
St. John's (NY)	01/08/2022	*	37:20	3-8	.375	1-3	.333	6-6	1.000	0	3	3	2.8	3	2	2	0	0	13	13.3
Georgetown	01/20/2022	*	37:23	3-8	.375	1-2	.500	8-8	1.000	0	4	4	2.8	3	3	2	0	0	15	13.4
Butler	01/23/2022	*	36:36	4-11	.364	0-3	.000	4-7	.571	0	3	3	2.8	1	3	1	1	0	12	13.3
at Xavier	01/26/2022	*	38:07	5-16	.313	2-6	.333	10-10	1.000	0	2	2	2.8	1	4	2	0	0	22	13.8
Marquette	01/30/2022	*	36:55	4-12	.333	1-6	.167	2-4	.500	0	4	4	2.9	3	4	0	0	1	11	13.7
at St. John's (NY)	02/01/2022	*	39:20	1-10	.100	0-2	.000	12-13	.923	2	4	6	3.0	2	4	3	0	0	14	13.7
at Georgetown	02/06/2022	*	34:08	1-7	.143	0-3	.000	3-3	1.000	0	3	3	3.0	2	4	2	0	0	5	13.3
DePaul	02/12/2022	*	31:35	2-8	.250	0-2	.000	12-12	1.000	0	3	3	3.0	2	3	3	0	0	16	13.4
Villanova	02/15/2022	*	31:26	5-15	.333	0-5	.000	3-3	1.000	1	3	4	3.0	4	3	1	0	0	13	13.4
Xavier	02/23/2022	*	31:47	3-12	.250	0-1	.000	7-8	.875	0	4	4	3.1	5	6	6	1	1	13	13.4
Creighton	02/26/2022	*	27:49	5-10	.500	0-1	.000	2-2	1.000	1	0	1	3.0	3	5	1	0	2	12	13.3
vs Butler	03/10/2022	*	31:44	2-9	.222	1-5	.200	2-4	.500	1	2	3	3.0	2	2	2	1	0	7	13.1
vs Creighton	03/11/2022	*	32:29	7-12	.583	2-4	.500	5-5	1.000	1	4	5	3.1	3	3	2	0	0	21	13.4
Totals		**28**	**970:30**	**96-280**	**.343**	**22-100**	**.220**	**160-189**	**.847**	**9**	**77**	**86**	**3.1**	**63**	**93**	**68**	**10**	**15**	**374**	**13.4**

Noah Horchler

Noah Horchler #14
Grad Student F 6-8 220 Melbourne Beach, Fla./ Melborne High School '16/North Florida

2021-22: Registered a double-double with 10 points and 11 rebounds versus Fairfield (11/9/21)...Recorded 11 points and grabbed seven rebounds versus Sacred Heart (11/11/21)...Recorded a double-double with 10 points and 12 rebounds versus New Hampshire (11/18/21)...Scored 11 points and grabbed seven rebounds versus Northwestern (11/22/23)...Scored 14 points and grabbed seven rebounds versus Virginia (11/23/21)... Named to the Legends Classic All-Tournament Team...Registered 25 points, 11 rebounds and five assists versus Saint Peter's (11/27/21)...Scored 16 points and grabbed seven rebounds versus Rhode Island (12/4/21)...Grabbed 10 rebounds versus Vermont (12/7/21)...Recorded 12 points and 10 rebounds versus Central Connecticut (12/11/21)...Scored 11 points and grabbed eight rebounds at DePaul (1/1/22)...Scored eight points and grabbed a game-high 13 rebounds versus St. John's (1/8/22)...Scored 14 points on 4-7 shooting from three and grabbed seven rebounds versus Georgetown (1/20/22)...Registered eight points and eight rebounds versus Butler (1/23/22)...Scored six points and grabbed 11 rebounds at No. 21 Xavier (1/26/22)...Recorded a double-double with 11 points and 10 rebounds versus No. 22 Marquette (1/30/22)...Scored 14 points and was 4-7 from three-point territory at St. John's (2/1/22)...Registered a double-double with 10 points and 11 rebounds at Georgetown (2/6/22)...Scored 15 points and grabbed 11 rebounds at Butler (2/20/22)...Had 10 points and nine rebounds versus Xavier (2/23/22)...Scored 15 points on 5-8 shooting from three-point territory at No. 11 Villanova (3/1/22)...

2020-21: Scored 11 points and grabbed nine rebounds in his Friar debut versus Fairfield (11/25/20)...Scored seven points and grabbed nine rebounds versus Indiana (11/30/20)...Grabbed eight rebounds at TCU (12/9/20)...Scored five points at Seton Hall (12/20/20)...Scored 10 points and grabbed seven rebounds versus DePaul (12/27/20)...Scored 12 points and grabbed four rebounds versus No. 11 Creighton (1/2/21)....Scored 10 points and grabbed eight rebounds versus Seton Hall (2/3/21)...Scored 19 points and was 4-6 from three and added eight rebounds versus St. John's (2/6/21)...Scored nine points and grabbed 10 rebounds versus UConn (2/10/21)...Scored six points and grabbed 11 rebounds at DePaul (2/13/21)...Scored nine points and grabbed five rebounds at UConn (2/16/21)...Scored 20 points (3-5 three point FG) and grabbed nine rebounds against Xavier (2/24/21)...Registered a double-double with 10 points and 13 rebounds versus No. 10 Villanova (3/6/21)...Scored 17 points and grabbed seven rebounds versus DePaul in the BIG EAST Tournament (3/10/21)...***Scored his 1000th career point versus DePaul (3/10/21)***.

2019-20: Sat out the season due to NCAA Transfer Rules.

2018-19: Played in 28 games, scored 19 points and grabbed 12 rebounds at Dayton (11/7/18)…Recorded 10 points and 10 rebounds at Penn State (11/9/18)…Poured in 16 points, grabbed nine rebounds, and had three blocks against Wright State (11/17/18)…Scored 13 points and recorded 16 rebounds against Southern Mississippi (11/20/18)…Scored 16 points and secured 10 rebounds at Florida (11/27/18)…Poured in 23 points on 10-15 shooting versus Florida A&M (11/29/18)…Scored 16 points and recorded 10 rebounds at FIU (12/13/18)…Poured in 22 points, secured 10 rebounds, and had three blocks at Charleston Southern (12/15/18)…Scored 16 points and registered 15 rebounds against Florida National (1/2/19)…Scored 23 points, grabbed seven rebounds, and had four assists versus North Alabama (1/5/19)…Scored 12 points and recorded 10 rebounds at Lipscomb (1/9/19)...Poured in 17 points, had 10 rebounds and four blocks against FGCU (1/12/19)…Scored 16 points on 7-10 shooting, and grabbed nine rebounds at Liberty (1/19/19)… Scored 13 points and recorded 12 rebounds against NJIT (1/21/19)…Registered a double-double with 23 points and 10 rebounds against Jacksonville (1/24/19)…Scored 22 points and grabbed six rebounds at FGCU (1/27/19)…Recorded a season-high 32 points, while grabbing three bounds and dishing out three assists at North Alabama University (2/9/19)…Scored 16 points and secured 13 rebounds versus Kennesaw State (2/13/19)…Registered 22 points, seven rebounds, and four steals at NJIT (2/16/19)… Scored 11 points and grabbed 12 rebounds in the season finale at Jacksonville (2/20/19).

2017-18: Played in 33 games, scored four points and grabbed nine rebounds versus Michigan (11/11/17)…Played 31 minutes while grabbing six rebounds, dishing out six assists and scoring 10 points against VCU (11/13/17)…Recorded his first double-double of the season grabbing 14 rebounds and scoring 12 points while picking up two assists versus Trinity Baptist (12/02/17)…Grabbed nine rebounds, while scoring 17 points against Florida A&M (12/11/17)… Scored 19 points to go along with 13 rebounds versus Ball State (12/19/17)…Recorded four blocks, 15 rebounds and 14 points resulting in his fifth double-double of the season against Lipscomb (1/11/18)…Scored 15 points while grabbing 13 rebounds against Kennesaw State (1/13/18)…Scored a season-high 31 points and grabbed 12 rebounds along with four assists and two blocks against USC Upstate (1/20/18)…Scored 16 points, grabbed 10 rebounds against FGCU (1/29/18)…Played 31 minutes and was able to contribute 17 points to go along with nine rebounds against Jacksonville (2/22/18).

2016-17: Played in 26 games, scored 10 points on 4-6 shooting from the field versus Polk State College (11/1/16)…Poured in 11 points in 14 minutes against TAAG Academy (12/7/16)… Recorded 11 points shooting 5-7 from the field versus Atlanta Metropolitan College…Registered 11 points and grabbed 11 rebounds in a victory over ASA College (1/24/17)… Scored nine points and grabbed six rebounds against Broward (1/28/17)…Scored 12 points and had three blocks at Miami Dade College (2/4/17)…Scored 10 points and grabbed seven rebounds while registering five blocks against College of Central Florida (3/9/17)…Registered 11 points and secured seven rebounds in a victory against Monroe College (3/22/17).

HIGH SCHOOL: Played at Melbourne High School… Averaged 16 points and 10 rebounds his senior season…Set single-season block record with 117 blocks…Named Brevard County Player of the Year in 2016…Was First Team All-Conference and Space Coast Boys Basketball Player of the Year in 2016… Selected to Third Team All-State.

PROFILE
Name: Noah Horchler
Birthdate: January 1, 1998
Major: Management
Family: Son of Max and Emma Horchler, has one brother, Jackson
Favorite Athletes: LeBron James
Favorite Teams: Orlando Magic
Favorite Food: Steak
Biggest Thrill in Sports: JUCO National Championship Game

HORCHLER, Noah

				Field Goals		3-Point		F-Throws		Rebounds									Scoring	
SEASON	TEAM	GP-GS	MIN/AVG	FG-FGA	FG%	3FG-3FGA	3FG%	FT-FTA	FT%	OFF	DEF	TOT	AVG	PF-FO	A	TO	BLK	STL	PTS	AVG
2017-18	UNF	33-31	867/26.3	155-282	.550	23-66	.348	52-86	.605	79	206	285	8.6	78-3	44	47	54	18	385	11.7
2018-19	UNF	28-28	873/31.2	192-357	.538	21-71	.296	43-84	.512	69	192	261	9.3	74-0	36	59	48	26	448	16.0
2020-21	PROV	26-13	552/21.2	62-154	.403	26-62	.419	25-36	.694	49	98	147	5.7	50-1	14	24	12	11	175	6.7
2021-22	PROV	30-30	993/33.1	98-218	.450	54-135	.400	38-50	.760	51	198	249	8.3	65-0	50	48	24	24	288	9.6
TOTAL FOR PROV		**56-43**	**1545/27.6**	**160-372**	**.430**	**80-197**	**.406**	**63-86**	**.733**	**100**	**296**	**396**	**7.1**	**115-1**	**64**	**72**	**36**	**35**	**463**	**8.3**
TOTAL		**117-102**	**3286/28.1**	**507-1011**	**.501**	**124-334**	**.371**	**158-256**	**.617**	**248**	**694**	**942**	**8.1**	**267-4**	**144**	**178**	**138**	**79**	**1296**	**11.1**

Single Game Highs

Statistic	Value	
Points	32	at North Ala. 02/09/19
Rebounds	16	vs Southern Miss. 11/20/18, at Stetson 01/27/18
Assists	6	at VCU 11/13/17
Steals	4	at NJIT 02/16/19, at St. John's (NY) 02/01/22
Blocks	4	8 times
FG Made	15	at North Ala. 02/09/19
FG Attempts	23	at North Ala. 02/09/19, at FGCU 01/27/19
3FG Made	5	vs Seton Hall 12/29/21, at Villanova 03/01/22
3FG Attempts	9	vs DePaul 03/10/21
FT Made	9	vs Charleston So. 12/15/18, at USC Upstate 01/20/18
FT Attempts	13	vs Charleston So. 12/15/18

Horchler Game By Game

2017-18..

#00 HORCHLER, Noah

				Total		3-Pointers		Free throws		Rebounds											
Opponent	Date	GS	MIN	FG-FGA	PCT	3FG-3FGA	PCT	FT-FTA	PCT	OFF	DEF	TOT	AVG	PF	A	T/O	BLK	STL	PTS	AVG
at Michigan St.	11/10/2017	*	15:00	1-3	.333	0-1	.000	0-0	.000	1	0	1	1.0	5	1	1	1	0	2	2.0
at Michigan	11/11/2017	*	28:00	3-10	.300	0-0	.000	1-2	.500	2	7	9	5.0	2	1	1	2	1	7	4.5
at VCU	11/13/2017	*	31:00	4-10	.400	0-3	.000	2-2	1.000	1	6	7	5.7	1	6	0	3	1	10	6.3
at Florida	11/16/2017	*	19:00	4-5	.800	0-0	.000	2-4	.500	0	4	4	5.3	1	2	2	0	0	10	7.3
vs Mount St. Mary's	11/18/2017	*	11:00	2-6	.333	0-0	.000	1-4	.250	2	0	2	4.6	3	0	0	0	0	5	6.8
at Wofford	11/19/2017	*	24:00	4-8	.500	2-4	.500	2-2	1.000	4	3	7	5.0	3	2	1	1	1	12	7.7
Edward Waters	11/21/2017	*	21:00	3-7	.429	0-2	.000	4-6	.667	2	1	3	4.7	3	0	0	2	0	10	8.0
at Miami (FL)	11/25/2017	*	19:00	2-6	.333	0-3	.000	0-0	.000	1	1	2	4.4	4	1	0	1	0	4	7.5
Eastern Mich.	11/29/2017	*	29:00	7-13	.538	0-1	.000	0-2	.000	5	4	9	4.9	2	4	0	0	0	14	8.2
Trinity Baptist	12/02/2017	*	24:00	6-9	.667	0-1	.000	0-0	.000	6	8	14	5.8	0	2	2	1	1	12	8.6
at Florida A&M	12/11/2017	*	31:00	7-9	.778	3-3	1.000	0-2	.000	5	4	9	6.1	2	1	3	1	0	17	9.4
FIU	12/13/2017	*	33:00	4-9	.444	1-2	.500	1-3	.333	3	11	14	6.8	1	2	1	1	1	10	9.4
at Missouri	12/16/2017	*	29:00	4-7	.571	1-3	.333	1-2	.500	3	9	12	7.2	2	0	0	2	0	10	9.5
at Ball St.	12/19/2017	*	30:00	9-16	.563	1-2	.500	0-1	.000	4	9	13	7.6	5	0	1	1	0	19	10.1
at LSU	12/22/2017		24:00	1-2	.500	1-2	.500	0-0	.000	1	6	7	7.5	1	1	3	2	0	3	9.7
at Mississippi St.	12/30/2017	*	26:00	2-8	.250	0-3	.000	0-0	.000	2	1	3	7.3	3	1	1	1	0	4	9.3
Fla. National	01/02/2018		08:00	0-2	.000	0-1	.000	4-6	.667	1	2	3	7.0	0	1	0	2	2	4	9.0
Jacksonville	01/06/2018	*	19:00	4-6	.667	0-0	.000	0-0	.000	1	9	10	7.2	5	1	1	1	0	8	8.9
Lipscomb	01/11/2018	*	31:00	5-10	.500	1-3	.333	3-5	.600	3	12	15	7.6	2	1	0	4	1	14	9.2
Kennesaw St.	01/13/2018	*	24:00	4-5	.800	0-1	.000	7-8	.875	3	10	13	7.9	4	0	2	3	1	15	9.5
at NJIT	01/18/2018	*	27:00	6-10	.600	0-2	.000	0-0	.000	3	5	8	7.9	1	1	2	2	1	12	9.6
at USC Upstate	01/20/2018	*	32:00	10-16	.625	2-2	1.000	9-10	.900	5	7	12	8.0	3	4	0	2	0	31	10.6
FGCU	01/24/2018	*	32:00	4-11	.364	1-4	.250	1-2	.500	4	7	11	8.2	3	0	1	4	3	10	10.6
at Stetson	01/27/2018	*	29:00	3-5	.600	0-0	.000	3-5	.600	3	13	16	8.5	3	1	3	2	1	9	10.5
at FGCU	01/29/2018	*	29:00	7-13	.538	0-4	.000	2-2	1.000	2	8	10	8.6	1	2	2	0	0	16	10.7
Stetson	02/03/2018	*	36:00	9-10	.900	1-1	1.000	0-0	.000	2	8	10	8.6	2	3	3	2	0	19	11.0
at Kennesaw St.	02/08/2018	*	28:00	10-14	.714	1-3	.333	1-2	.500	3	6	9	8.6	3	1	2	2	0	22	11.4
at Lipscomb	02/10/2018	*	26:00	4-7	.571	2-3	.667	1-1	1.000	1	9	10	8.7	4	1	1	4	0	11	11.4
USC Upstate	02/15/2018	*	30:00	7-12	.583	2-3	.667	0-0	.000	0	11	11	8.8	1	1	1	2	1	16	11.6
NJIT	02/17/2018	*	25:00	5-9	.556	1-2	.500	0-1	.000	3	4	7	8.7	3	2	2	1	0	11	11.6
at Jacksonville	02/22/2018	*	31:00	6-10	.600	2-4	.500	3-5	.600	2	7	9	8.7	2	1	2	0	0	17	11.7
at NJIT	02/26/2018	*	34:00	4-6	.667	1-2	.500	3-7	.429	0	9	9	8.7	2	0	2	4	2	12	11.8
at FGCU	03/01/2018	*	32:00	4-8	.500	0-1	.000	1-2	.500	1	5	6	8.6	1	0	7	0	1	9	11.7
Totals		**31**	**867:00**	**155-282**	**.550**	**23-66**	**.348**	**52-86**	**.605**	**79**	**206**	**285**	**8.6**	**78**	**44**	**47**	**54**	**18**	**385**	**11.7**

2018-19..

#0 HORCHLER, Noah

				Total		3-Pointers		Free throws		Rebounds											
Opponent	Date	GS	MIN	FG-FGA	PCT	3FG-3FGA	PCT	FT-FTA	PCT	OFF	DEF	TOT	AVG	PF	A	T/O	BLK	STL	PTS	AVG
at Dayton	11/07/2018	*	31:32	7-11	.636	2-4	.500	3-4	.750	2	10	12	12.0	2	0	1	1	0	19	19.0
at Penn St.	11/09/2018	*	25:00	5-9	.556	0-2	.000	0-3	.000	0	10	10	11.0	3	0	3	2	0	10	14.5
at Wright St.	11/17/2018	*	32:00	7-11	.636	2-2	1.000	0-0	.000	1	8	9	10.3	4	1	3	3	2	16	15.0
vs Southern Miss.	11/20/2018	*	34:00	6-14	.429	1-5	.200	0-0	.000	4	12	16	11.8	2	2	3	4	0	13	14.5
vs Jacksonville St.	11/21/2018	*	32:00	6-9	.667	1-3	.333	1-2	.500	4	5	9	11.2	3	4	2	1	1	14	14.4
at Florida	11/27/2018	*	35:00	8-10	.800	0-1	.000	0-0	.000	3	7	10	11.0	1	1	0	0	0	16	14.7
Florida A&M	11/29/2018	*	31:08	10-15	.667	0-1	.000	3-4	.750	3	5	8	10.6	2	1	0	1	2	23	15.9
at Charleston So.	12/01/2018	*	35:00	8-10	.800	1-1	1.000	0-5	.000	0	9	9	10.4	3	0	5	4	0	17	16.0
at Minnesota	12/11/2018	*	28:03	4-13	.308	0-3	.000	1-2	.500	3	7	10	10.3	5	0	2	1	1	9	15.2
at FIU	12/13/2018	*	25:00	8-13	.615	0-4	.000	0-1	.000	3	7	10	10.3	4	1	1	2	1	16	15.3
Charleston So.	12/15/2018	*	31:34	6-12	.500	1-5	.200	9-13	.692	1	9	10	10.3	1	2	5	3	1	22	15.9
at Florida St.	12/19/2018	*	31:00	6-9	.667	0-1	.000	1-2	.500	2	4	6	9.9	2	0	3	0	1	13	15.7
at Auburn	12/29/2018	*	23:00	4-5	.800	0-0	.000	2-2	1.000	1	6	7	9.7	3	2	5	2	1	10	15.2
Fla. National	01/02/2019	*	25:41	6-17	.353	0-2	.000	4-8	.500	6	9	15	10.1	1	2	2	1	0	16	15.3
North Ala.	01/05/2019	*	33:24	11-15	.733	1-1	1.000	0-1	.000	3	4	7	9.9	2	4	1	3	1	23	15.8
at Lipscomb	01/09/2019	*	36:00	6-10	.600	0-3	.000	0-1	.000	3	7	10	9.9	4	1	3	2	0	12	15.6
FGCU	01/12/2019	*	33:12	6-14	.429	1-2	.500	4-6	.667	5	5	10	9.9	2	3	2	4	1	17	15.6
at Stetson	01/16/2019	*	25:00	4-9	.444	0-2	.000	3-3	1.000	1	5	6	9.7	4	0	2	0	1	11	15.4
at Liberty	01/19/2019	*	33:59	7-10	.700	1-1	1.000	1-3	.333	4	5	9	9.6	4	0	3	1	0	16	15.4
NJIT	01/21/2019	*	33:49	5-14	.357	1-3	.333	2-3	.667	4	8	12	9.8	3	0	1	0	2	13	15.3
Jacksonville	01/24/2019	*	32:48	10-14	.714	2-3	.667	1-2	.500	2	8	10	9.8	4	2	2	2	1	23	15.7
at FGCU	01/27/2019	*	31:00	9-23	.391	3-6	.500	1-2	.500	3	3	6	9.6	3	2	1	0	2	22	16.0
at Kennesaw St.	01/30/2019	*	22:00	3-12	.250	0-2	.000	3-3	1.000	1	6	7	9.5	3	1	2	1	1	9	15.7
Lipscomb	02/06/2019	*	28:06	3-8	.375	0-2	.000	1-2	.500	0	8	8	9.4	1	2	0	2	0	7	15.3
at North Ala.	02/09/2019	*	36:00	15-23	.652	2-7	.286	0-2	.000	1	2	3	9.2	1	3	2	3	1	32	16.0
Kennesaw St.	02/13/2019	*	32:21	8-14	.571	0-0	.000	0-2	.000	5	8	13	9.3	0	1	2	3	0	16	16.0
at NJIT	02/16/2019	*	36:00	9-18	.500	2-2	1.000	2-5	.400	2	5	7	9.2	4	0	3	1	4	22	16.2
at Jacksonville	02/20/2019	*	39:45	5-15	.333	0-3	.000	1-3	.333	2	10	12	9.3	3	1	0	1	2	11	16.0
Totals		**28**	**873:21**	**192-357**	**.538**	**21-71**	**.296**	**43-84**	**.512**	**69**	**192**	**261**	**9.3**	**74**	**36**	**59**	**48**	**26**	**448**	**16.0**

2020-21..

#14 HORCHLER, Noah

				Total		3-Pointers		Free throws		Rebounds											
Opponent	Date	GS	MIN	FG-FGA	PCT	3FG-3FGA	PCT	FT-FTA	PCT	OFF	DEF	TOT	AVG	PF	A	TO	BLK	STL	PTS	AVG
Fairfield	11/25/2020		24:06	5-11	.455	0-0	.000	1-2	.500	3	6	9	9.0	0	0	0	1	0	11	11.0
vs Indiana	11/30/2020		21:39	2-4	.500	1-1	1.000	2-2	1.000	1	8	9	9.0	4	0	0	0	0	7	9.0
vs Davidson	12/01/2020		26:17	2-7	.286	0-4	.000	0-0	.000	3	5	8	8.7	2	1	1	0	0	4	7.3
vs Alabama	12/02/2020		06:29	0-0	.000	0-0	.000	0-1	.000	0	1	1	6.8	1	0	0	0	0	0	5.5
Fairleigh Dickinson	12/05/2020		14:50	1-5	.200	0-0	.000	0-0	.000	1	1	2	5.8	3	1	0	0	0	2	4.8
at TCU	12/09/2020	*	13:42	0-4	.000	0-0	.000	1-2	.500	5	3	8	6.2	1	0	2	0	0	1	4.2
at Seton Hall	12/20/2020	*	13:06	2-3	.667	1-1	1.000	0-0	.000	1	0	1	5.4	2	0	1	0	1	5	4.3
at Butler	12/23/2020	*	07:55	1-3	.333	0-2	.000	0-0	.000	0	1	1	4.9	4	0	1	0	0	2	4.0
DePaul	12/27/2020	*	19:56	4-6	.667	1-1	1.000	1-1	1.000	4	3	7	5.1	1	1	0	0	1	10	4.7
Butler	12/30/2020		07:33	0-2	.000	0-0	.000	0-0	.000	0	0	0	4.6	0	0	0	0	0	0	4.2
Creighton	01/02/2021		15:51	3-7	.429	2-3	.667	4-4	1.000	1	3	4	4.5	2	0	0	1	0	12	4.9
at Xavier	01/10/2021		05:22	1-3	.333	1-3	.333	0-0	.000	1	0	1	4.3	1	0	0	0	0	3	4.8
at Marquette	01/12/2021		14:41	2-5	.400	1-2	.500	0-0	.000	1	2	3	4.2	1	3	0	1	0	5	4.8
at Creighton	01/20/2021		09:33	1-1	1.000	0-0	.000	0-0	.000	2	0	2	4.0	4	0	0	0	0	2	4.6
at Villanova	01/23/2021		07:13	0-1	.000	0-1	.000	0-0	.000	0	1	1	3.8	0	0	0	0	0	0	4.3
Marquette	01/27/2021		20:25	2-4	.500	0-0	.000	0-0	.000	2	3	5	3.9	0	0	1	1	3	4	4.3
at Georgetown	01/30/2021		24:41	2-8	.250	1-3	.333	0-0	.000	2	5	7	4.1	1	0	0	0	2	5	4.3
Seton Hall	02/03/2021	*	31:00	4-10	.400	2-4	.500	0-1	.000	3	5	8	4.3	2	0	2	0	1	10	4.6
St. John's (NY)	02/06/2021	*	32:33	6-9	.667	4-6	.667	3-4	.750	4	4	8	4.5	3	2	4	1	1	19	5.4
UConn	02/10/2021	*	36:48	3-7	.429	1-3	.333	2-3	.667	2	8	10	4.8	1	2	1	0	0	9	5.6
at DePaul	02/13/2021	*	36:05	2-8	.250	1-5	.200	1-2	.500	1	10	11	5.0	3	1	1	4	1	6	5.6
at UConn	02/16/2021	*	31:56	2-8	.250	1-2	.500	4-5	.800	2	3	5	5.0	0	1	1	1	0	9	5.7
Xavier	02/24/2021	*	37:35	7-14	.500	3-5	.600	3-3	1.000	1	8	9	5.2	3	0	0	2	0	20	6.3
at St. John's (NY)	03/03/2021	*	25:22	1-5	.200	0-4	.000	0-0	.000	4	3	7	5.3	2	1	2	0	0	2	6.2
Villanova	03/06/2021	*	32:23	4-6	.667	2-3	.667	0-0	.000	2	11	13	5.6	5	1	3	0	0	10	6.3
vs DePaul	03/10/2021	*	35:14	5-13	.385	4-9	.444	3-6	.500	3	4	7	5.7	4	0	4	0	1	17	6.7
Totals		**13**	**552:16**	**62-154**	**.403**	**26-62**	**.419**	**25-36**	**.694**	**49**	**98**	**147**	**5.7**	**50**	**14**	**24**	**12**	**11**	**175**	**6.7**

2021-22..

#14 HORCHLER, Noah

				Total		3-Pointers		Free throws		Rebounds											
Opponent	Date	GS	MIN	FG-FGA	PCT	3FG-3FGA	PCT	FT-FTA	PCT	OFF	DEF	TOT	AVG	PF	A	TO	BLK	STL	PTS	AVG
Fairfield	11/09/2021	*	26:19	3-5	.600	2-4	.500	2-4	.500	1	10	11	11.0	3	3	3	1	1	10	10.0
Sacred Heart	11/11/2021	*	27:53	4-6	.667	1-2	.500	2-2	1.000	2	5	7	9.0	2	0	2	1	1	11	10.5
at Wisconsin	11/15/2021	*	25:29	1-1	1.000	0-0	.000	0-1	.000	1	5	6	8.0	3	0	1	3	1	2	7.7
New Hampshire	11/18/2021	*	28:10	4-9	.444	2-4	.500	0-0	.000	2	10	12	9.0	1	4	0	0	0	10	8.3
vs Northwestern	11/22/2021	*	32:55	3-10	.300	3-7	.429	2-2	1.000	1	6	7	8.6	3	4	2	0	0	11	8.8
vs Virginia	11/23/2021	*	36:51	4-8	.500	1-4	.250	5-5	1.000	2	5	7	8.3	4	2	0	1	1	14	9.7
Saint Peter's	11/27/2021	*	38:41	9-10	.900	3-4	.750	4-4	1.000	2	9	11	8.7	0	5	1	1	0	25	11.9
Texas Tech	12/01/2021	*	26:51	1-6	.167	0-2	.000	4-6	.667	2	0	2	7.9	4	1	5	0	2	6	11.1
Rhode Island	12/04/2021	*	31:47	5-11	.455	4-8	.500	2-2	1.000	1	6	7	7.8	2	2	0	0	0	16	11.7
Vermont	12/07/2021	*	24:23	0-5	.000	0-3	.000	0-1	.000	2	8	10	8.0	1	4	2	0	0	0	10.5
Central Conn. St.	12/11/2021	*	27:13	5-12	.417	1-4	.250	1-2	.500	4	6	10	8.2	2	2	3	2	0	12	10.6
at UConn	12/18/2021	*	30:29	1-7	.143	0-2	.000	0-3	.000	2	3	5	7.9	1	0	1	0	1	2	9.9
Seton Hall	12/29/2021	*	36:23	6-11	.545	5-6	.833	0-0	.000	3	10	13	8.3	1	3	2	3	2	17	10.5
at DePaul	01/01/2022	*	34:26	4-9	.444	2-3	.667	1-2	.500	3	5	8	8.3	3	1	1	0	0	11	10.5
at Marquette	01/04/2022	*	26:00	1-5	.200	0-1	.000	0-0	.000	0	5	5	8.1	0	1	3	0	0	2	9.9
St. John's (NY)	01/08/2022	*	38:28	2-7	.286	0-5	.000	4-4	1.000	4	9	13	8.4	3	1	2	0	1	8	9.8
Georgetown	01/20/2022	*	36:11	5-8	.625	4-7	.571	0-0	.000	0	7	7	8.3	2	2	2	1	2	14	10.1
Butler	01/23/2022	*	40:00	3-5	.600	2-4	.500	0-0	.000	1	7	8	8.3	1	1	2	1	0	8	9.9
at Xavier	01/26/2022	*	36:32	2-5	.400	2-5	.400	0-0	.000	2	9	11	8.4	3	1	1	1	0	6	9.7
Marquette	01/30/2022	*	26:57	4-9	.444	2-6	.333	1-2	.500	2	8	10	8.5	3	0	3	0	0	11	9.8
at St. John's (NY)	02/01/2022	*	35:47	5-8	.625	4-7	.571	0-0	.000	0	7	7	8.4	4	1	1	1	4	14	10.0
at Georgetown	02/06/2022	*	28:25	4-8	.500	2-5	.400	0-0	.000	0	11	11	8.5	3	3	2	0	2	10	10.0
DePaul	02/12/2022	*	30:28	3-7	.429	1-4	.250	0-0	.000	1	6	7	8.5	1	1	3	1	1	7	9.9
Villanova	02/15/2022	*	31:11	2-4	.500	1-3	.333	2-2	1.000	1	6	7	8.4	1	1	0	1	0	7	9.8
at Butler	02/20/2022	*	39:51	5-11	.455	3-8	.375	2-2	1.000	3	8	11	8.5	3	2	2	3	0	15	10.0
Xavier	02/23/2022	*	48:58	3-7	.429	2-6	.333	2-2	1.000	4	5	9	8.5	0	1	1	0	1	10	10.0
Creighton	02/26/2022	*	36:45	1-4	.250	0-3	.000	2-2	1.000	1	8	9	8.6	1	0	0	1	0	4	9.7
at Villanova	03/01/2022	*	39:15	5-8	.625	5-8	.625	0-0	.000	1	6	7	8.5	3	2	2	1	1	15	9.9
vs Butler	03/10/2022	*	40:00	3-9	.333	2-7	.286	0-0	.000	0	6	6	8.4	4	2	0	1	3	8	9.9
vs Creighton	03/11/2022	*	30:24	0-3	.000	0-3	.000	2-2	1.000	3	2	5	8.3	3	0	1	0	0	2	9.6
Totals		**30**	**993:02**	**98-218**	**.450**	**54-135**	**.400**	**38-50**	**.760**	**51**	**198**	**249**	**8.3**	**65**	**50**	**48**	**24**	**24**	**288**	**9.6**

Andrew Fonts

Andrew Fonts #24
Grad Student G 6-2 175 Portsmouth, R.I./Portsmouth Abbey School '17

2021-22: Scored four points and grabbed one rebound versus Sacred Heart (11/11/21)...Hit a three at Butler (2/20/22)...Scored two points versus Creighton (2/26/22)...

2020-21: Saw action in two games.

2019-20: Scored five points versus Sacred Heart (11/5/19)...Scored three points versus NJIT (11/9/19)...Grabbed two rebounds versus DePaul (3/7/20)... ***Earned the Team's Thomas Ramos Academic Award (4/18/20).***

2018-19: Scored two points versus Albany (12/18/18)...Scored two points versus Butler in the BIG EAST First Round (3/13/19)... ***Earned the Team's Thomas Ramos Academic Award (4/20/19)...***Earned BIG EAST All-Academic Team honors (8/13/19).

2017-18: Scored two points versus Saint Louis (11/17/17).

HIGH SCHOOL: Attended Portsmouth Abbey School in Portsmouth, RI... Played varsity basketball for Coach Clarence Chenoweth at Portsmouth Abbey School... Averaged 27 points, 6.0 rebounds, and 5.0 assists his senior year... Scored a career-high 46 points versus St. Georges School (2017)... Played AAU basketball for the Middlesex Magic... Named to the All-New England Class B team, All-USA Rhode Island Team, and Providence Journal All-State Winter Independent Stars in 2017.

PROFILE
Name: Andrew L. Fonts
Birthdate: July 10, 1999
Major: Finance and English
Family: Son of Meghan and Raul Fonts. Has two brothers, Matthew and Luke.
Favorite Team: New York Knicks, New York Mets, New York Jets
Favorite Athlete: Roger Federer
Favorite Movie: Like Mike
Favorite Food: Steak
Favorite Book: Of Mice and Men
Biggest Thrill in Sports: Scoring 1,000 points in high school

FONTS, Andrew

				Field Goals		3-Point		F-Throws		Rebounds									Scoring	
SEASON	TEAM	GP-GS	MIN/AVG	FG-FGA	FG%	3FG-3FGA	3FG%	FT-FTA	FT%	OFF	DEF	TOT	AVG	PF-FO	A	TO	BLK	STL	PTS	AVG
2017-18	PROV	8-0	9/1.1	1-3	.333	0-1	.000	0-0	.000	0	0	0	0.0	1-0	0	0	0	1	2	0.3
2018-19	PROV	7-0	10/1.5	2-4	.500	0-1	.000	0-0	.000	0	0	0	0.0	1-0	0	1	0	1	4	0.6
2019-20	PROV	12-0	18/1.5	2-8	.250	2-7	.286	3-4	.750	0	2	2	0.2	4-0	2	1	0	1	9	0.8
2020-21	PROV	2-0	3/1.4	0-1	.000	0-1	.000	0-0	.000	0	0	0	0.0	0-0	0	0	0	0	0	0.0
2021-22	PROV	10-0	23/2.3	3-4	.750	2-3	.667	1-2	.500	0	3	3	0.3	4-0	1	1	0	0	9	0.9
TOTAL		**39-0**	**64/1.6**	**8-20**	**.400**	**4-13**	**.308**	**4-6**	**.667**	**0**	**5**	**5**	**0.1**	**10-0**	**3**	**3**	**0**	**3**	**24**	**0.6**

Single Game Highs

Statistic	Value	
Points	5	vs Sacred Heart 11/05/19
Rebounds	2	vs DePaul 03/07/20
Assists	1	vs Sacred Heart 11/05/19, vs Merrimack 11/19/19, vs Saint Peter's 11/27/21
Steals	1	vs St. John's (NY) 02/20/19, vs Houston Baptist 11/10/17, vs DePaul 03/07/20
FG Made	1	8 times
FG Attempts	3	vs DePaul 03/07/20, vs Sacred Heart 11/05/19
3FG Made	1	4 times
3FG Attempts	3	vs Sacred Heart 11/05/19
FT Made	2	vs Sacred Heart 11/05/19
FT Attempts	2	vs Sacred Heart 11/05/19, vs Merrimack 11/19/19, vs Sacred Heart 11/11/21

Fonts Game By Game

2017-18...

#10 FONTS, Andrew

				Total		3-Pointers		Free throws		Rebounds											
Opponent	Date	GS	MIN	FG-FGA	PCT	3FG-3FGA	PCT	FT-FTA	PCT	OFF	DEF	TOT	AVG	PF	A	T/O	BLK	STL	PTS	AVG
Houston Baptist	11/10/2017		01:00	0-2	.000	0-1	.000	0-0	.000	0	0	0	0.0	0	0	0	0	1	0	0.0
vs Saint Louis	11/17/2017		02:00	1-1	1.000	0-0	.000	0-0	.000	0	0	0	0.0	0	0	0	0	0	2	1.0
Boston College	11/25/2017		01:00	0-0	.000	0-0	.000	0-0	.000	0	0	0	0.0	0	0	0	0	0	0	0.7
at St. John's (NY)	12/28/2017		01:00	0-0	.000	0-0	.000	0-0	.000	0	0	0	0.0	0	0	0	0	0	0	0.5
at Creighton	12/31/2017		01:00	0-0	.000	0-0	.000	0-0	.000	0	0	0	0.0	0	0	0	0	0	0	0.4
at Seton Hall	01/31/2018		02:00	0-0	.000	0-0	.000	0-0	.000	0	0	0	0.0	0	0	0	0	0	0	0.3
at Butler	02/17/2018		01:00	0-0	.000	0-0	.000	0-0	.000	0	0	0	0.0	1	0	0	0	0	0	0.3
St. John's (NY)	03/03/2018		00:00	0-0	.000	0-0	.000	0-0	.000	0	0	0	0.0	0	0	0	0	0	0	0.3
Totals		**0**	**09:00**	**1-3**	**.333**	**0-1**	**.000**	**0-0**	**.000**	**0**	**0**	**0**	**0.0**	**1**	**0**	**0**	**0**	**1**	**2**	**0.3**

2018-19..

#24 FONTS, Andrew

				Total		3-Pointers		Free throws		Rebounds											
Opponent	Date	GS	MIN	FG-FGA	PCT	3FG-3FGA	PCT	FT-FTA	PCT	OFF	DEF	TOT	AVG	PF	A	T/O	BLK	STL	PTS	AVG
vs Michigan	11/18/2018		02:00	0-0	.000	0-0	.000	0-0	.000	0	0	0	0.0	0	0	0	0	0	0	0.0
Central Conn. St.	12/16/2018		01:00	0-0	.000	0-0	.000	0-0	.000	0	0	0	0.0	0	0	0	0	0	0	0.0
Albany (NY)	12/18/2018		03:00	1-2	.500	0-0	.000	0-0	.000	0	0	0	0.0	0	0	0	0	0	2	0.7
at DePaul	02/02/2019		00:16	0-0	.000	0-0	.000	0-0	.000	0	0	0	0.0	0	0	0	0	0	0	0.5
St. John's (NY)	02/20/2019		02:00	0-0	.000	0-0	.000	0-0	.000	0	0	0	0.0	1	0	1	0	1	0	0.4
Butler	03/09/2019		01:00	0-1	.000	0-1	.000	0-0	.000	0	0	0	0.0	0	0	0	0	0	0	0.3
vs Butler	03/13/2019		00:54	1-1	1.000	0-0	.000	0-0	.000	0	0	0	0.0	0	0	0	0	0	2	0.6
Totals		**0**	**10:10**	**2-4**	**.500**	**0-1**	**.000**	**0-0**	**.000**	**0**	**0**	**0**	**0.0**	**1**	**0**	**1**	**0**	**1**	**4**	**0.6**

2019-20..

#24 FONTS, Andrew

				Total		3-Pointers		Free throws		Rebounds											
Opponent	Date	GS	MIN	FG-FGA	PCT	3FG-3FGA	PCT	FT-FTA	PCT	OFF	DEF	TOT	AVG	PF	A	T/O	BLK	STL	PTS	AVG
Sacred Heart	11/05/2019		04:00	1-3	.333	1-3	.333	2-2	1.000	0	0	0	0.0	1	1	0	0	0	5	5.0
NJIT	11/09/2019		01:00	1-1	1.000	1-1	1.000	0-0	.000	0	0	0	0.0	0	0	0	0	0	3	4.0
Saint Peter's	11/16/2019		01:00	0-0	.000	0-0	.000	0-0	.000	0	0	0	0.0	0	0	0	0	0	0	2.7
Merrimack	11/19/2019		03:00	0-1	.000	0-1	.000	1-2	.500	0	0	0	0.0	0	1	1	0	0	1	2.3
at Rhode Island	12/06/2019		01:10	0-0	.000	0-0	.000	0-0	.000	0	0	0	0.0	1	0	0	0	0	0	1.8
vs Florida	12/17/2019		02:37	0-0	.000	0-0	.000	0-0	.000	0	0	0	0.0	1	0	0	0	0	0	1.5
Butler	01/10/2020		00:31	0-0	.000	0-0	.000	0-0	.000	0	0	0	0.0	0	0	0	0	0	0	1.3
Villanova	01/25/2020		00:20	0-0	.000	0-0	.000	0-0	.000	0	0	0	0.0	1	0	0	0	0	0	1.1
at Butler	02/01/2020		00:02	0-0	.000	0-0	.000	0-0	.000	0	0	0	0.0	0	0	0	0	0	0	1.0
Creighton	02/05/2020		00:31	0-0	.000	0-0	.000	0-0	.000	0	0	0	0.0	0	0	0	0	0	0	0.9
Xavier	03/04/2020		00:00	0-0	.000	0-0	.000	0-0	.000	0	0	0	0.0	0	0	0	0	0	0	0.8
DePaul	03/07/2020		03:57	0-3	.000	0-2	.000	0-0	.000	0	2	2	0.2	0	0	0	0	1	0	0.8
Totals		**0**	**18:09**	**2-8**	**.250**	**2-7**	**.286**	**3-4**	**.750**	**0**	**2**	**2**	**0.2**	**4**	**2**	**1**	**0**	**1**	**9**	**0.8**

2020-21..

#24 FONTS, Andrew

				Total		3-Pointers		Free throws		Rebounds											
Opponent	Date	GS	MIN	FG-FGA	PCT	3FG-3FGA	PCT	FT-FTA	PCT	OFF	DEF	TOT	AVG	PF	A	TO	BLK	STL	PTS	AVG
at Villanova	01/23/2021		00:04	0-0	.000	0-0	.000	0-0	.000	0	0	0	0.0	0	0	0	0	0	0	0.0
vs DePaul	03/10/2021		02:50	0-1	.000	0-1	.000	0-0	.000	0	0	0	0.0	0	0	0	0	0	0	0.0
Totals		**0**	**02:54**	**0-1**	**.000**	**0-1**	**.000**	**0-0**	**.000**	**0**	**0**	**0**	**0.0**	**0**	**0**	**0**	**0**	**0**	**0**	**0.0**

2021-22..

#24 FONTS, Andrew

				Total		3-Pointers		Free throws		Rebounds											
Opponent	Date	GS	MIN	FG-FGA	PCT	3FG-3FGA	PCT	FT-FTA	PCT	OFF	DEF	TOT	AVG	PF	A	TO	BLK	STL	PTS	AVG
Sacred Heart	11/11/2021		06:30	1-2	.500	1-2	.500	1-2	.500	0	1	1	1.0	1	0	0	0	0	4	4.0
Saint Peter's	11/27/2021		04:10	0-0	.000	0-0	.000	0-0	.000	0	0	0	0.5	2	1	0	0	0	0	2.0
Central Conn. St.	12/11/2021		01:34	0-0	.000	0-0	.000	0-0	.000	0	1	1	0.7	0	0	0	0	0	0	1.3
at DePaul	01/01/2022		01:09	0-0	.000	0-0	.000	0-0	.000	0	0	0	0.5	0	0	0	0	0	0	1.0
at Marquette	01/04/2022		01:44	0-0	.000	0-0	.000	0-0	.000	0	0	0	0.4	0	0	0	0	0	0	0.8
at Georgetown	02/06/2022		01:08	0-0	.000	0-0	.000	0-0	.000	0	0	0	0.3	0	0	0	0	0	0	0.7
at Butler	02/20/2022		01:43	1-1	1.000	1-1	1.000	0-0	.000	0	0	0	0.3	1	0	0	0	0	3	1.0
Xavier	02/23/2022		00:21	0-0	.000	0-0	.000	0-0	.000	0	0	0	0.3	0	0	0	0	0	0	0.9
Creighton	02/26/2022		01:30	1-1	1.000	0-0	.000	0-0	.000	0	0	0	0.2	0	0	0	0	0	2	1.0
vs Creighton	03/11/2022		03:35	0-0	.000	0-0	.000	0-0	.000	0	1	1	0.3	0	0	1	0	0	0	0.9
Totals		**0**	**23:25**	**3-4**	**.750**	**2-3**	**.667**	**1-2**	**.500**	**0**	**3**	**3**	**0.3**	**4**	**1**	**1**	**0**	**0**	**9**	**0.9**

Justin Minaya



Justin Minaya #15
Grad Student F 6-7 210 Harrington Park, N.J./Northern Valley at Old Tappan '17/South Carolina '21

2021-22: Recorded five points and four rebounds in his Friar debut versus Fairfield (11/9/21)...Scored seven points and grabbed five rebounds versus Sacred Heart (11/11/21)...Had three points and seven rebounds at Wisconsin (11/15/21)...Registered eight points and 10 rebounds versus New Hampshire (11/18/21)...Scored six points and grabbed three rebounds versus Texas Tech (12/1/21)...Scored six points and grabbed six rebounds versus Rhode Island (12/4/21)...Scored 14 points and was 6-6 from the field versus Central Connecticut (12/11/21)...Recorded a double-double with 12 points and 11 rebounds at DePaul (1/1/22)...Scored 13 points and grabbed seven rebounds versus St. John 's (1/8/22)...Scored nine points and grabbed nine rebounds versus Georgetown (1/20/22)...Recorded nine points and eight rebounds versus Butler (1/23/22)...Scored 14 points and grabbed six rebounds versus No. 22 Marquette (1/30/22)...***Named BIG EAST Player of the Week (1/31/22)***...Scored eight points and had four rebounds at St. John's (2/1/22)...Recorded 10 points, seven rebounds and three assists at Georgetown (2/6/22)...Scored 12 points versus Xavier (2/23/22)...Scored five points and had 11 rebounds versus Creighton (2/26/22)...Registered 11 points and was 3-7 from three-point territory at No. 11 Villanova (3/1/22)...Scored five points, grabbed eight rebounds and had three blocks versus Butler in BIG EAST Tournament (3/10/22)...

2020-21: Played in 20 games with 19 starts…Averaged seven points, a team high 6.3 rebounds, and 1.8 assists in 30.2 minutes played…Averaged 6.8 points, 6.2 rebounds, 1.9 assists, 0.8 blocks and 0.9 steals in 15 conference games played…Had eight double-figure games, three double-doubles, and led or shared the team high in rebounds eighttimes…Scored 13 points while shooting 3-3 from three-point territory against Houston (12/05/20)…Recorded first double-double of the season with 10 points and 10 rebounds versus Florida A&M (01/01/21)…Posted consecutive double-double at LSU with 12 points and 10 rebounds (01/16/21) and at Missouri with 10 points, 11 rebounds, with five assists…Had 10 points and eight rebounds in a home court victory against Georgia (01/27/21)…Posted a season high 15 points with seven rebounds versus #10 Alabama (02/09/21).

2019-20: Averaged 7.8 points, six rebounds, two assists, 0.9 blocks and 0.6 steals in 29.8 minutes per game…Only saw action in nine SEC games due to a hand and wrist injury suffered on Feb. 1…Averaged 8.8 points, a team high 6.7 rebounds, 1.2 blocks and 1.8 steals in league games in 29.6 minutes per game…Had seven double-figure scoring games, three games with 10+ rebounds, 11 games with 2+ assists and led or shared the teamhigh in rebounding eight times…Posted the first double-double of his career with 17 points and 11 rebounds in season opener vs. North Alabama (11/6/19)…Posted a career high 18 points, matching career best with four makes from beyond the arc in a road win at Texas A&M (1/18/20)…Had second double-double of the season with 14 points and a career high 12 rebounds in home win vs. Vanderbilt (1/25/20)…Missed nine SEC games, beginning on Feb. 5, due to a hand and wrist injury…Returned to the court in the season finale at Vanderbilt (3/7/20), scoring eight points, on a perfect 3-3 performance from the floor and two makes at the free throw line.

2018-19: Saw action in five games, averaging 7.4 points and 5.6 rebounds in 25.6 minutes per contest, before suffering a knee injury in practice on Nov. 25, which sidelined him for the remainder of the season…Received a medical redshirt after missing the final 27 games of the season due to injury…Posted three double-figure scoring games, including a season high 11 points vs. Stony Brook (11/9/18)…Pulled down a season high nine rebounds vs. Stony Brook.

2017-2018: Saw action in 32 games with 30 starts on the year…Averaged 7.9 points, 4.2 rebounds and 1.5 assists in 26.9 minutes per game…Averaged 6.3 points and 3.9 rebounds per contest in league action…Tallied 11 double-figure scoring games, and nine games with multiple 3-pointers made…Led or shared the team lead in scoring three times…Had first double-figure performance of the season with a 14-point effort vs. UTEP (11/17/17) at the Puerto Rico Tip-Off… Played 36 minutes, scoring 13 points, connecting on three 3s, in road win at FIU (11/27/18)…Began a stretch of five-straight double-figure scoring games in FIU contest, which included a season high 17 in the home win over UMass (12/2/17)…Posted 16 points and hit a then-season high four three-pointers vs. No. 21 Tennessee (1/20/18)…Scored 16 points, hitting four three-pointers, in SEC Tournament win vs. Ole Miss (3/7/18).

HIGH SCHOOL: Attended Northern Valley at Old Tappan…Played varsity basketball at Northern Valley for four years...Averaged 19.5 points, 11.3 rebounds, and 5.5 assists per game as a senior…Was named North Jersey Player of the year for basketball in 2017…Helped lead Northern Valley to the Bergen County Jamboree Quarterfinals and theNorth 1, Group 3 Semifinals…Represented the Dominican Republic at the FIBA 2016 U17 World Championship, scoring 6.7 points and pulling down 5.7 rebounds per game.

PROFILE
Name: Justin Minaya
Birthdate: March 26, 1999
Major: Leadership Certificate program
Family: Son of Omara and Rachel Minaya. Has one brother, Teddy Minaya.
Interests/Hobbies: Baseball, playing 2k, hanging with family and friends
Favorite Teams: Lakers
Favorite Athletes: LeBron James
Favorite Food: Pasta
Biggest Thrill in Sports: Hitting a game winner

MINAYA, Justin

				Field Goals		3-Point		F-Throws		Rebounds									Scoring	
SEASON	TEAM	GP-GS	MIN/AVG	FG-FGA	FG%	3FG-3FGA	3FG%	FT-FTA	FT%	OFF	DEF	TOT	AVG	PF-FO	A	TO	BLK	STL	PTS	AVG
2017-18	USC	32-30	860/26.9	90-231	.390	39-107	.364	35-51	.686	52	82	134	4.2	64-1	47	40	8	20	254	7.9
2018-19	USC	5-5	128/25.6	15-33	.455	2-15	.133	5-7	.714	10	18	28	5.6	18-2	8	4	1	3	37	7.4
2019-20	USC	22-21	655/29.8	59-144	.410	19-72	.264	35-53	.660	41	91	132	6.0	46-2	45	20	20	14	172	7.8
2020-21	USC	20-19	603/30.1	53-138	.384	17-73	.233	16-26	.615	49	77	126	6.3	38-0	35	21	15	14	139	7.0
2021-22	PROV	29-22	957/33.0	68-165	.412	30-94	.319	21-39	.538	59	108	167	5.8	58-0	42	37	25	25	187	6.4
TOTAL FOR PROV		**29-22**	**957/33.0**	**68-165**	**.412**	**30-94**	**.319**	**21-39**	**.538**	**59**	**108**	**167**	**5.8**	**58-0**	**42**	**37**	**25**	**25**	**187**	**6.4**
TOTAL		**108-97**	**3202/29.7**	**285-711**	**.401**	**107-361**	**.296**	**112-176**	**.636**	**211**	**376**	**587**	**5.4**	**224-5**	**177**	**122**	**69**	**76**	**789**	**7.3**

Single Game Highs

Statistic	Value	
Points	18	at Texas A&M 01/18/20
Rebounds	12	vs Vanderbilt 01/25/20
Assists	5	4 times
Steals	3	4 times
Blocks	4	vs Gardner-Webb 11/22/19, at Xavier 01/26/22
FG Made	7	vs North Ala. 11/06/19
FG Attempts	12	vs Tennessee 01/20/18, at Auburn 01/22/20, vs Alabama 02/09/21
3FG Made	4	vs Ole Miss 03/07/18, vs Tennessee 01/20/18, at Texas A&M 01/18/20
3FG Attempts	8	at Texas A&M 01/18/20
FT Made	6	vs Boston U. 11/19/19
FT Attempts	8	vs Boston U. 11/19/19

Justin Minaya

2017-18...

#10 MINAYA, Justin

				Total		3-Pointers		Free throws		Rebounds												
Opponent	Date	GS	MIN	FG-FGA	PCT	3FG-3FGA	PCT	FT-FTA	PCT	OFF	DEF	TOT	AVG	PF	A	T/O	BLK	STL	PTS	AVG
at Wofford	11/10/2017	*	24:00	2-5	.400	1-2	.500	1-1	1.000	2	2	4	4.0	1	2	2	1	0	6	6.0
Western Mich.	11/13/2017	*	22:00	2-8	.250	0-4	.000	1-3	.333	2	3	5	4.5	3	2	0	0	0	5	5.5
vs Illinois St.	11/16/2017	*	24:00	2-9	.222	1-5	.200	4-6	.667	3	5	8	5.7	4	1	1	0	0	9	6.7
vs UTEP	11/17/2017	*	28:00	4-7	.571	3-5	.600	3-4	.750	2	1	3	5.0	1	3	3	0	1	14	8.5
vs Western Mich.	11/19/2017	*	33:00	4-9	.444	1-4	.250	0-0	.000	1	2	3	4.6	1	0	2	2	1	9	8.6
at FIU	11/27/2017	*	36:00	5-11	.455	3-6	.500	0-0	.000	1	3	4	4.5	3	2	1	0	1	13	9.3
vs Temple	11/30/2017	*	28:00	3-7	.429	1-3	.333	4-4	1.000	1	6	7	4.9	0	0	2	0	2	11	9.6
Massachusetts	12/02/2017	*	33:00	6-11	.545	1-4	.250	4-6	.667	1	3	4	4.8	1	1	2	0	0	17	10.5
Wyoming	12/06/2017	*	23:00	4-8	.500	2-3	.667	1-2	.500	1	2	3	4.6	4	0	2	1	2	11	10.6
Coastal Carolina	12/09/2017	*	33:00	4-9	.444	3-7	.429	2-2	1.000	2	2	4	4.5	2	1	4	0	1	13	10.8
at Clemson	12/19/2017	*	29:00	0-6	.000	0-1	.000	0-0	.000	3	2	5	4.5	1	1	2	0	0	0	9.8
Limestone	12/27/2017	*	16:00	1-6	.167	1-1	1.000	1-2	.500	1	3	4	4.5	0	1	0	0	1	4	9.3
at Ole Miss	12/31/2017	*	14:00	2-3	.667	0-1	.000	0-0	.000	1	3	4	4.5	4	3	1	1	0	4	8.9
Missouri	01/03/2018	*	30:00	3-7	.429	1-2	.500	1-3	.333	2	2	4	4.4	2	2	2	0	0	8	8.9
Vanderbilt	01/06/2018	*	31:00	2-7	.286	1-3	.333	1-3	.333	2	3	5	4.5	3	1	0	1	1	6	8.7
at Alabama	01/09/2018	*	29:00	3-7	.429	1-2	.500	0-0	.000	2	3	5	4.5	2	2	0	0	1	7	8.6
at Georgia	01/13/2018	*	14:00	1-4	.250	0-1	.000	0-0	.000	2	2	4	4.5	3	2	0	0	0	2	8.2
Kentucky	01/16/2018	*	16:00	1-8	.125	1-4	.250	1-2	.500	0	2	2	4.3	3	0	0	0	0	4	7.9
Tennessee	01/20/2018	*	37:00	4-12	.333	4-7	.571	4-4	1.000	3	2	5	4.4	0	0	2	0	1	16	8.4
at Florida	01/24/2018	*	23:00	2-5	.400	2-3	.667	0-0	.000	1	0	1	4.2	1	2	2	0	0	6	8.3
Texas Tech	01/27/2018	*	28:00	5-11	.455	0-3	.000	1-1	1.000	4	1	5	4.2	4	2	0	0	0	11	8.4
at Texas A&M	02/03/2018		32:00	5-11	.455	1-4	.250	5-5	1.000	6	1	7	4.4	0	1	2	0	0	16	8.7
at Arkansas	02/06/2018	*	36:00	5-10	.500	1-3	.333	0-0	.000	1	3	4	4.3	5	4	1	1	0	11	8.8
Florida	02/10/2018	*	22:00	1-3	.333	0-1	.000	0-0	.000	0	1	1	4.2	0	2	0	0	1	2	8.5
at Tennessee	02/13/2018	*	34:00	2-6	.333	2-5	.400	0-0	.000	1	6	7	4.3	2	2	4	0	2	6	8.4
Auburn	02/17/2018	*	23:00	4-7	.571	0-3	.000	0-0	.000	1	1	2	4.2	3	1	1	0	0	8	8.4
Georgia	02/21/2018	*	27:00	0-7	.000	0-4	.000	0-0	.000	2	3	5	4.3	0	2	0	0	3	0	8.1
at Mississippi St.	02/24/2018	*	32:00	1-6	.167	0-3	.000	0-0	.000	1	5	6	4.3	2	1	0	0	2	2	7.9
LSU	02/28/2018		24:00	2-4	.500	1-3	.333	0-0	.000	0	1	1	4.2	2	2	1	1	0	5	7.8
at Auburn	03/03/2018	*	31:00	1-4	.250	1-2	.500	1-2	.500	1	3	4	4.2	2	1	1	0	0	4	7.7
vs Ole Miss	03/07/2018	*	27:00	6-9	.667	4-5	.800	0-1	.000	2	2	4	4.2	1	3	2	0	0	16	7.9
vs Arkansas	03/08/2018	*	21:00	3-4	.750	2-3	.667	0-0	.000	0	4	4	4.2	4	0	0	0	0	8	7.9
Totals		**30**	**860:00**	**90-231**	**.390**	**39-107**	**.364**	**35-51**	**.686**	**52**	**82**	**134**	**4.2**	**64**	**47**	**40**	**8**	**20**	**254**	**7.9**

2019-20...

#10 MINAYA, Justin

				Total		3-Pointers		Free throws		Rebounds										
Opponent	Date	GS	MIN	FG-FGA	PCT	3FG-3FGA	PCT	FT-FTA	PCT	OFF	DEF	TOT	AVG	PF	A	T/O	BLK	STL	PTS	AVG
North Ala.	11/06/2019	*	33:00	7-10	.700	0-1	.000	3-4	.750	4	7	11	11.0	1	1	1	0	1	17	17.0
Wyoming	11/10/2019	*	27:00	1-6	.167	1-5	.200	0-0	.000	0	4	4	7.5	3	3	0	1	0	3	10.0
Cleveland St.	11/15/2019	*	21:00	0-9	.000	0-3	.000	0-0	.000	2	0	2	5.7	2	1	2	0	0	0	6.7
Boston U.	11/19/2019	*	27:00	2-4	.500	0-1	.000	6-8	.750	2	1	3	5.0	0	1	0	1	2	10	7.5
Gardner-Webb	11/22/2019	*	25:00	1-4	.250	0-2	.000	3-4	.750	1	2	3	4.6	1	2	3	4	1	5	7.0
vs Wichita St.	11/26/2019	*	27:47	2-4	.500	0-0	.000	1-2	.500	3	2	5	4.7	2	1	2	0	0	5	6.7
vs UNI	11/27/2019	*	34:00	3-8	.375	2-7	.286	0-2	.000	1	4	5	4.7	1	2	1	0	0	8	6.9
George Washington	12/01/2019	*	36:00	3-6	.500	1-3	.333	1-2	.500	2	6	8	5.1	0	4	0	1	0	8	7.0
at Massachusetts	12/04/2019	*	31:00	3-6	.500	0-1	.000	3-4	.750	1	5	6	5.2	4	4	3	1	0	9	7.2
Houston	12/08/2019	*	35:00	2-7	.286	1-5	.200	2-2	1.000	4	2	6	5.3	0	4	0	0	0	7	7.2
at Clemson	12/15/2019	*	19:16	1-4	.250	1-3	.333	0-0	.000	3	3	6	5.4	5	0	0	0	0	3	6.8
at Virginia	12/22/2019	*	36:31	5-9	.556	1-5	.200	1-1	1.000	0	4	4	5.3	1	4	0	1	1	12	7.3
Stetson	12/30/2019	*	37:00	2-8	.250	1-2	.500	1-2	.500	3	6	9	5.5	1	2	0	0	0	6	7.2
Florida	01/07/2020	*	20:00	1-3	.333	0-1	.000	2-4	.500	1	4	5	5.5	3	1	1	1	0	4	6.9
at Tennessee	01/11/2020	*	33:57	0-4	.000	0-2	.000	0-0	.000	0	10	10	5.8	4	0	3	3	2	0	6.5
Kentucky	01/15/2020	*	32:00	4-9	.444	2-5	.400	1-2	.500	3	3	6	5.8	5	2	1	1	1	11	6.8
at Texas A&M	01/18/2020	*	40:00	6-11	.545	4-8	.500	2-2	1.000	2	6	8	5.9	2	5	1	2	1	18	7.4
at Auburn	01/22/2020	*	31:43	6-12	.500	2-7	.286	0-0	.000	1	6	7	6.0	2	3	0	0	1	14	7.8
Vanderbilt	01/25/2020	*	35:00	5-9	.556	1-4	.250	3-4	.750	6	6	12	6.3	2	4	0	1	2	14	8.1
at Arkansas	01/29/2020	*	27:05	1-4	.250	1-3	.333	1-2	.500	0	2	2	6.1	3	0	0	0	0	4	7.9
Missouri	02/01/2020	*	29:00	1-4	.250	1-4	.250	3-6	.500	1	5	6	6.1	2	1	0	2	1	6	7.8
at Vanderbilt	03/07/2020		16:38	3-3	1.000	0-0	.000	2-2	1.000	1	3	4	6.0	2	0	2	1	1	8	7.8
Totals		**21**	**654:57**	**59-144**	**.410**	**19-72**	**.264**	**35-53**	**.660**	**41**	**91**	**132**	**6.0**	**46**	**45**	**20**	**20**	**14**	**172**	**7.8**

2018-19...

#10 MINAYA, Justin

				Total		3-Pointers		Free throws		Rebounds										
Opponent	Date	GS	MIN	FG-FGA	PCT	3FG-3FGA	PCT	FT-FTA	PCT	OFF	DEF	TOT	AVG	PF	A	T/O	BLK	STL	PTS	AVG
USC Upstate	11/06/2018	*	30:00	1-5	.200	0-3	.000	1-2	.500	1	4	5	5.0	1	1	0	0	2	3	3.0
Stony Brook	11/09/2018	*	25:00	5-8	.625	0-2	.000	1-2	.500	5	4	9	7.0	4	2	1	0	0	11	7.0
Norfolk St.	11/13/2018	*	28:00	4-10	.400	1-7	.143	1-1	1.000	0	3	3	5.7	3	2	2	0	1	10	8.0
vs Providence	11/17/2018	*	24:00	4-6	.667	0-1	.000	2-2	1.000	2	2	4	5.3	5	2	0	0	0	10	8.5
vs George Washington	11/18/2018	*	21:00	1-4	.250	1-2	.500	0-0	.000	2	5	7	5.6	5	1	1	1	0	3	7.4
Totals		**5**	**128:00**	**15-33**	**.455**	**2-15**	**.133**	**5-7**	**.714**	**10**	**18**	**28**	**5.6**	**18**	**8**	**4**	**1**	**3**	**37**	**7.4**

2020-21...

#10 MINAYA, Justin

				Total		3-Pointers		Free throws		Rebounds										
Opponent	Date	GS	MIN	FG-FGA	PCT	3FG-3FGA	PCT	FT-FTA	PCT	OFF	DEF	TOT	AVG	PF	A	T/O	BLK	STL	PTS	AVG
vs Liberty	11/28/2020	*	30:13	1-4	.250	0-3	.000	0-0	.000	0	6	6	6.0	1	2	1	1	0	2	2.0
vs Tulsa	11/29/2020	*	32:02	5-10	.500	1-5	.200	0-0	.000	3	6	9	7.5	1	1	4	1	2	11	6.5
at Houston	12/05/2020	*	27:36	4-6	.667	3-3	1.000	2-2	1.000	0	3	3	6.0	4	0	0	0	0	13	8.7
Florida A&M	01/02/2021	*	33:16	3-8	.375	1-4	.250	3-4	.750	4	6	10	7.0	2	2	3	1	0	10	9.0
Texas A&M	01/06/2021	*	30:00	2-6	.333	2-5	.400	0-0	.000	5	3	8	7.2	1	5	0	2	1	6	8.4
at LSU	01/16/2021	*	39:36	5-10	.500	1-6	.167	1-1	1.000	5	5	10	7.7	2	2	2	1	0	12	9.0
at Missouri	01/19/2021	*	36:39	4-11	.364	2-6	.333	0-2	.000	6	5	11	8.1	4	5	0	1	1	10	9.1
Auburn	01/23/2021	*	31:15	3-7	.429	0-3	.000	0-0	.000	3	3	6	7.9	3	3	0	1	1	6	8.8
Georgia	01/27/2021	*	27:39	4-6	.667	2-3	.667	0-0	.000	4	4	8	7.9	1	0	0	0	0	10	8.9
at Vanderbilt	01/30/2021	*	22:45	4-5	.800	2-3	.667	1-2	.500	2	2	4	7.5	4	1	2	0	0	11	9.1
at Florida	02/03/2021	*	27:18	1-6	.167	0-4	.000	0-0	.000	1	1	2	7.0	0	2	1	0	1	2	8.5
Mississippi St.	02/06/2021	*	20:20	0-6	.000	0-5	.000	0-0	.000	1	2	3	6.7	2	1	0	0	0	0	7.8
Alabama	02/09/2021	*	37:25	6-12	.500	1-6	.167	2-2	1.000	4	3	7	6.7	2	2	0	2	1	15	8.3
Ole Miss	02/13/2021	*	34:56	1-5	.200	0-1	.000	3-4	.750	3	6	9	6.9	2	0	1	0	3	5	8.1
Missouri	02/20/2021		27:15	1-5	.200	0-2	.000	3-4	.750	2	3	5	6.7	1	1	0	1	0	5	7.9
at Mississippi St.	02/24/2021	*	35:23	1-7	.143	1-5	.200	0-0	.000	1	7	8	6.8	2	1	2	2	2	3	7.6
at Georgia	02/27/2021	*	26:03	4-9	.444	1-2	.500	0-1	.000	2	4	6	6.8	3	2	2	0	0	9	7.6
Arkansas	03/02/2021	*	26:47	1-5	.200	0-3	.000	0-2	.000	2	2	4	6.6	2	2	0	0	2	2	7.3
at Kentucky	03/06/2021	*	25:50	3-5	.600	0-2	.000	0-0	.000	0	2	2	6.4	0	1	0	2	0	6	7.3
vs Ole Miss	03/11/2021	*	30:18	0-5	.000	0-2	.000	1-2	.500	1	4	5	6.3	1	2	3	0	0	1	7.0
Totals		**19**	**602:36**	**53-138**	**.384**	**17-73**	**.233**	**16-26**	**.615**	**49**	**77**	**126**	**6.3**	**38**	**35**	**21**	**15**	**14**	**139**	**7.0**

2021-22...

#15 MINAYA, Justin

				Total		3-Pointers		Free throws		Rebounds										
Opponent	Date	GS	MIN	FG-FGA	PCT	3FG-3FGA	PCT	FT-FTA	PCT	OFF	DEF	TOT	AVG	PF	A	TO	BLK	STL	PTS	AVG
Fairfield	11/09/2021		29:24	2-7	.286	0-4	.000	1-2	.500	3	1	4	4.0	3	3	3	2	1	5	5.0
Sacred Heart	11/11/2021		20:30	3-6	.500	1-2	.500	0-2	.000	2	3	5	4.5	0	2	1	0	0	7	6.0
at Wisconsin	11/15/2021		24:35	1-4	.250	1-3	.333	0-0	.000	2	5	7	5.3	1	0	1	1	0	3	5.0
New Hampshire	11/18/2021		32:15	4-7	.571	0-2	.000	0-0	.000	0	10	10	6.5	1	3	2	1	0	8	5.8
vs Northwestern	11/22/2021	*	21:02	1-3	.333	1-2	.500	0-0	.000	2	4	6	6.4	0	1	2	1	0	3	5.2
vs Virginia	11/23/2021	*	29:48	0-4	.000	0-3	.000	1-2	.500	0	2	2	5.7	3	0	0	1	3	1	4.5
Texas Tech	12/01/2021		27:47	2-6	.333	1-4	.250	1-2	.500	1	2	3	5.3	3	2	2	0	1	6	4.7
Rhode Island	12/04/2021		28:45	3-5	.600	0-1	.000	0-0	.000	4	2	6	5.4	1	1	0	0	0	6	4.9
Vermont	12/07/2021		26:41	1-4	.250	0-1	.000	0-0	.000	1	4	5	5.3	1	1	1	0	1	2	4.6
Central Conn. St.	12/11/2021	*	30:08	6-6	1.000	2-2	1.000	0-1	.000	0	3	3	5.1	2	2	2	0	3	14	5.5
at UConn	12/18/2021	*	22:48	0-4	.000	0-1	.000	2-2	1.000	2	3	5	5.1	1	1	0	0	0	2	5.2
Seton Hall	12/29/2021	*	27:37	0-3	.000	0-2	.000	0-0	.000	0	5	5	5.1	3	0	1	2	0	0	4.8
at DePaul	01/01/2022	*	37:28	4-8	.500	2-4	.500	2-2	1.000	2	9	11	5.5	2	1	1	2	0	12	5.3
at Marquette	01/04/2022	*	38:07	1-5	.200	1-2	.500	3-5	.600	2	3	5	5.5	3	0	0	0	0	6	5.4
St. John's (NY)	01/08/2022	*	40:00	5-10	.500	2-5	.400	1-2	.500	1	6	7	5.6	3	1	2	1	2	13	5.9
Georgetown	01/20/2022	*	37:23	3-5	.600	2-4	.500	1-2	.500	3	6	9	5.8	0	5	1	0	0	9	6.1
Butler	01/23/2022	*	39:25	4-7	.571	1-1	1.000	0-0	.000	4	4	8	5.9	3	2	4	0	0	9	6.2
at Xavier	01/26/2022	*	40:00	2-3	.667	2-3	.667	0-0	.000	2	4	6	5.9	0	1	2	4	1	6	6.2
Marquette	01/30/2022	*	40:00	3-8	.375	3-7	.429	5-6	.833	3	3	6	5.9	3	1	0	2	1	14	6.6
at St. John's (NY)	02/01/2022	*	33:26	3-7	.429	0-2	.000	2-2	1.000	3	1	4	5.9	2	2	4	1	2	8	6.7
at Georgetown	02/06/2022	*	36:16	3-6	.500	3-5	.600	1-2	.500	3	4	7	5.9	3	3	1	0	2	10	6.9
DePaul	02/12/2022	*	40:55	1-3	.333	0-1	.000	0-0	.000	1	2	3	5.8	3	0	0	2	1	2	6.6
Villanova	02/15/2022	*	30:33	1-4	.250	0-3	.000	0-0	.000	3	2	5	5.7	3	0	0	0	1	2	6.4
at Butler	02/20/2022	*	44:05	1-4	.250	1-4	.250	0-4	.000	3	2	5	5.7	3	2	0	0	2	3	6.3
Xavier	02/23/2022	*	46:52	5-8	.625	2-4	.500	0-0	.000	1	0	1	5.5	3	2	4	1	2	12	6.5
Creighton	02/26/2022	*	32:40	2-6	.333	1-5	.200	0-0	.000	3	8	11	5.7	2	3	1	0	0	5	6.5
at Villanova	03/01/2022	*	37:53	4-9	.444	3-7	.429	0-0	.000	2	2	4	5.7	3	2	1	1	0	11	6.6
vs Butler	03/10/2022	*	33:23	2-6	.333	1-5	.200	0-0	.000	3	5	8	5.8	2	0	1	3	0	5	6.6
vs Creighton	03/11/2022	*	27:04	1-7	.143	0-5	.000	1-3	.333	3	3	6	5.8	1	1	0	0	2	3	6.4
Totals		**22**	**956:49**	**68-165**	**.412**	**30-94**	**.319**	**21-39**	**.538**	**59**	**108**	**167**	**5.8**	**58**	**42**	**37**	**25**	**25**	**187**	**6.4**

Nate Watson

Nate Watson #0
Grad Student C 6-10 260 Portsmouth, Va./Bishop O'Connell HS '17

2021-22: ***Named First Team Preseason All-BIG EAST (10/19/21)***... Recorded a game-high 22 points and four blocks versus Fairfield (11/9/21)...Registered a double-double with 14 points and 10 rebounds versus Sacred Heart (11/11/21)...Registered 24 points and made 11 of 15 field goal attempts at Wisconsin (11/15/21)...Scored 17 points versus New Hampshire (11/18/21)...Registered 16 points and grabbed five rebounds versus Northwestern (2/22/21)...Had 23 points and six rebounds versus Saint Peter's (11/27/21)...Scored 24 points (10-12 fg) and added three assists versus Vermont (12/7/21)...Scored 14 points and grabbed seven rebounds versus No. 15 Seton Hall (12/29/21)...Recorded a double-double with 22 points and 11 rebounds versus St. John's (1/8/22)...Scored 10 points versus Georgetown (1/20/22)...Registered 18 points and seven rebounds versus Butler (1/23/22)...Scored a game-high 17 points and grabbed six rebounds versus No. 22 Marquette (1/30/22)...Scored 16 points and grabbed five rebounds at St. John's (2/1/22)...Registered 10 points at Georgetown (2/6/22)...Scored 16 points and grabbed seven rebounds versus DePaul (2/12/22)... Scored 20 points and grabbed six rebounds versus No. 10 Villanova (2/15/22)...Scored a game-high 22 points at Butler (2/20/22) on 10-15 shooting...Registered 12 points versus Xavier (2/23/22)...Scored 12 points and grabbed five rebounds versus Creighton (2/26/22)...Scored 26 points and grabbed seven rebounds versus Butler in BIG EAST Quarterfinals (3/10/22)...

2020-21: ***Named Second Team Preseason All-BIG EAST (10/28/20)***... Registered a double-double with 23 points and 10 rebounds versus Fairfield (11/25/20)...Scored 12 points and grabbed five rebounds versus Indiana (11/30/20)...Scored 22 points on 10-16 shooting versus Davidson (12/1/20)...Scored 17 points versus Alabama (12/2/20)...Scored 20 points and was 8-8 from the free-throw line versus Fairleigh Dickinson (12/5/20)...Scored 18 points at TCU (12/9/20)...Recorded a double-double with game highs of 23 points and 11 rebounds at Seton Hall (12/20/20), ***registered his 1,000th career point***...Scored 19 points and shot 9-12 from the field at Butler (12/20/20)...Scored 18 points and grabbed 14 rebounds versus DePaul (12/27/20)...Scored 18 points and grabbed six rebounds versus Butler (12/30/20)...Scored 13 points and grabbed eight rebounds versus No. 11 Creighton (1/2/21)...Scored 17 points and grabbed 14 rebounds at Xavier (1/10/21)..Scored 18 points at Marquette (1/12.21)...Scored 29 points on 12-19 shooting and grabbed six rebounds at No. 11/11 Creighton (1/20/21)...Scored 30 points on 13-20 shooting versus St. John's (2/6/21)...Scored 17 points and grabbed six rebounds versus UConn (2/10/21)...Scored 15 points and grabbed seven rebounds versus Xavier (2/24/21)...Scored 19 points at St. John's (3/3/21)...Scored 20 points and grabbed four rebounds versus No. 10 Villanova (3/6/21)... ***Named Second Team All-BIG EAST (3/7/21)***...Scored 18 points and grabbed nine rebounds versus DePaul (3/10/21) in the BIG EAST Tournament...***Named Second Team All-NABC District 5 (3/16/21)***...***Named USBWA All-District 1 Team***...***Named Providence College Male Team Athlete of the Year (5/3/21)***...Ranks 24th all-time in scoring at Providence with 1,317 points (10.8 ppg).

2019-20: Was a member of the USA team which won a bronze medal in Lima, Peru during the Pan Am Games in August...Missed the first four games of the season with a knee injury (11/5/19)...Returned to action and scored 14 points as he shot 6-7 from the field versus Merrimack (11/19/19)...Registered 15 points versus Pepperdine (12/1/19)...Scored 10 points and grabbed six rebounds at URI (12/6/19)...Scored 18 points and grabbed six rebounds versus Florida (12/17/19)...Scored 10 points and grabbed seven rebounds versus Texas (12/21/19)...Scored 13 points and grabbed five rebounds at Marquette (1/7/20)...Recorded eight points and seven rebounds versus St. John's (1/15/20)...Scored 18 points and grabbed nine rebounds versus No. 9/11 Villanova (1/25/20)...Scored nine points and was 4-7 from the field at No. 16 Butler (2/1/20)...Scored 11 points and had six rebounds versus No. 21/22 Creighton (2/5/20)...Scored a game-high 16 points and grabbed seven rebounds at Xavier (2/8/20)...Scored 18 points and grabbed eight rebounds versus DePaul (3/7/20)... ***Earned the Team's John Zannini Coaches Award (4/21/20).***

2018-19: Was 5-5 from the field, scored 10 points and grabbed six rebounds versus Siena (11/6/18)...Scored 15 points and grabbed seven rebounds as he shot 6-7 from the field versus Holy Cross (11/13/18)... Scored nine points and grabbed a career-high eight rebounds versus South Carolina (11/17/18)...Scored 10 points and grabbed four rebounds versus No. 18 Michigan (11/18/18)...Scored 13 points and was 5-6 from the free-throw line versus Iona (11/24/18)...Scored 10 points and grabbed seven rebounds versus Fairleigh Dickinson (11/27/18)...Scored 12 points, grabbed seven rebounds and made three blocks versus Rhode Island (12/1/18)...Scored 19 points and grabbed 10 rebounds, while shooting 5-7 from the free-throw line at Boston College (12/4/18)...Scored 14 points and grabbed five rebounds versus UMass (12/7/18)...Scored 14 points and grabbed five rebounds versus Central Connecticut (12/16/18)...Scored 21 points as he shot 9-11 from the field at Georgetown (1/12/19)...Scored 21 points and grabbed five rebounds at No. 15/13 Marquette (1/20/19)...Recorded 11 points, six rebounds and three blocks at Xavier (1/23/19)...Scored 14 points and grabbed five rebounds versus DePaul (1/27/19)...Scored 18 points and grabbed five rebounds at St. John's (2/9/19)...Scored 18 points and grabbed six rebounds at No. 13/13 Villanova (2/13/19)...Scored 16 points versus Xavier (2/16/19)...Scored 21 points and grabbed nine rebounds versus St. John's (2/20/19)...Scored 21 points and grabbed five rebounds at Butler (2/26/19)...Scored 15 points and registered five reabound versus No. 25/25 Villanova in the BIG EAST Tournament Quarterfinals (3/14/19)...Scored 15 points versus Arkansas in the First Round of the NIT (3/1919)... ***Earned the Team's Ryan Gomes Most Improved Player Award (4/20/19).***

2017-18: Scored nine points and grabbed six rebounds versus Houston Baptist (11/10/17)...Scored 12 points and was 5-7 from the field...Scored five points versus Washington (11/16/17)...Scored seven points and grabbed three rebounds versus Saint Louis (11/17/17)...Scored nine points and grabbed five rebounds versus Boston College (11/25/17)...Scored nine points versus Rider (11/29/17)...Registered 10 points as he was 4-4 from the field at Rhode Island (12/2/17)...Scored 15 points and grabbed three rebounds versus Stony Brook (12/17/17)...Scored eight points versus Sacred Heart (12/22/17)...Scored nine points and grabbed three rebounds at St. John's (12/28/17)...Scored 20 points as he was 7-11 from the field and 6-7 from the free-throw line at No. 25/23 Creighton (12/31/17)...Scored nine point and was 4-6 from the field versus Marquette (1/3/18)...Scored six points and registered three blocks and two steals versus Seton Hall (1/31/18)...Scored six points at Marquette (2/3/18)...Scored five points versus Georgetown (2/6/18)...Scored 14 points versus DePaul (2/10/18)...Scored six points versus Seton Hall (2/21/18)...Scored 12 points, grabbed three rebounds, made three blocks and had two steals at Georgetown (2/24/18)...Scored nine points and grabbed three rebounds versus St. John's (3/3/18)...Scored 14 points and was 5-6 from the field versus No. 3/2 Xavier (3/9/18) in the BIG EAST Semifinals (3/9/18)...Scored five points vs. Texas A&M (3/16/18) in the First Round of the NCAA Tournament...***Earned the Team's Coca-Cola Most Promising Prospect (4/14/18)***.

HIGH SCHOOL: Attended Bishop O'Connell High School in Washington, D.C. …Played varsity basketball for Coach Joe Wooten …Averaged 19 points and 10 rebounds per game in 2017 in the Catholic League... Averaged 17.0 points and 9.2 rebounds per game in 2016…Played for the DC Premier AAU Team coached by Fred Howse…Ranked No. 66 overall and No.13 center by Scout.com, No. 84 overall by Rivals.com, and No. 3 in the state by ESPN... Named to the All-Met First Team (2016, 2017) and a 2017 nominee for McDonald's All-America Team.

PROFILE
Name: Nate D. Watson
Birthdate: October 19, 1998
Major: Social Science
Family: Son of Christie Brown and Nate Watson. Has two brothers, Khari and Jaden, and two sisters, Laurie and Kierra.
Interests/Hobbies: Drawing
Favorite Team: Oklahoma City Thunder
Favorite Athlete: Anthony Davis, Demarcus Cousins
Favorite Movie: Rush Hour 3, Paul Blart Mall Cop
Favorite Food: Pizza
Favorite Book: Eragon

WATSON, Nate

				Field Goals		3-Point		F-Throws		Rebounds									Scoring	
SEASON	TEAM	GP-GS	MIN/AVG	FG-FGA	FG%	3FG-3FGA	3FG%	FT-FTA	FT%	OFF	DEF	TOT	AVG	PF-FO	A	TO	BLK	STL	PTS	AVG
2017-18	PROV	35-9	483/13.8	91-153	.595	0-0	.000	55-79	.696	29	39	68	1.9	71-0	4	29	26	7	237	6.8
2018-19	PROV	34-20	799/23.5	148-251	.590	0-1	.000	101-155	.652	77	101	178	5.2	80-0	14	44	24	10	397	11.7
2019-20	PROV	27-13	509/18.8	96-188	.511	0-0	.000	52-92	.565	74	51	125	4.6	72-5	14	28	15	16	244	9.0
2020-21	PROV	26-26	839/32.3	180-299	.602	0-0	.000	79-126	.627	67	106	173	6.7	63-1	17	33	26	9	439	16.9
2021-22	PROV	30-30	856/28.5	169-303	.558	0-0	.000	77-130	.592	59	104	163	5.4	69-1	16	34	23	10	415	13.8
TOTAL		**152-98**	**3486/22.9**	**684-1194**	**.573**	**0-1**	**.000**	**364-582**	**.625**	**306**	**401**	**707**	**4.7**	**355-7**	**65**	**168**	**114**	**52**	**1732**	**11.4**

Single Game Highs

Statistic	Value	
Points	30	vs St. John's (NY) 02/06/21
Rebounds	14	vs DePaul 12/27/20, at Xavier 01/10/21
Assists	3	vs Vermont 12/07/21
Steals	3	at DePaul 01/04/20, vs Col. of Charleston 11/29/19
Blocks	4	vs Xavier 01/06/18, at DePaul 02/13/21, vs Fairfield 11/09/21
FG Made	13	vs St. John's (NY) 02/06/21
FG Attempts	20	vs St. John's (NY) 02/06/21
3FG Attempts	1	vs South Carolina 11/17/18
FT Made	8	7 times
FT Attempts	14	vs Massachusetts 12/07/18

Watson Game By Game

2017-18...

#0 WATSON, Nate

				Total		3-Pointers		Free throws		Rebounds										
Opponent	Date	GS	MIN	FG-FGA	PCT	3FG-3FGA	PCT	FT-FTA	PCT	OFF	DEF	TOT	AVG	PF	A	T/O	BLK	STL	PTS	AVG
Houston Baptist	11/10/2017		17:00	4-5	.800	0-0	.000	1-2	.500	2	4	6	6.0	2	0	1	1	1	9	9.0
Minnesota	11/13/2017		20:00	5-7	.714	0-0	.000	2-4	.500	1	2	3	4.5	4	0	3	0	0	12	10.5
vs Washington	11/16/2017		13:00	2-4	.500	0-0	.000	1-3	.333	0	0	0	3.0	4	0	0	0	0	5	8.7
vs Saint Louis	11/17/2017		19:00	2-6	.333	0-0	.000	3-3	1.000	1	2	3	3.0	3	0	0	2	0	7	8.3
Belmont	11/22/2017		08:00	1-2	.500	0-0	.000	0-0	.000	1	2	3	3.0	3	0	2	1	0	2	7.0
Boston College	11/25/2017		12:00	3-3	1.000	0-0	.000	3-5	.600	3	2	5	3.3	3	0	0	0	0	9	7.3
Rider	11/29/2017		10:00	3-6	.500	0-0	.000	3-6	.500	2	0	2	3.1	2	0	2	1	0	9	7.6
at Rhode Island	12/02/2017		19:00	4-4	1.000	0-0	.000	2-2	1.000	0	2	2	3.0	1	0	2	0	0	10	7.9
Brown	12/06/2017		09:00	1-2	.500	0-0	.000	0-0	.000	1	0	1	2.8	1	0	1	1	0	2	7.2
at Massachusetts	12/09/2017		15:00	2-4	.500	0-0	.000	1-2	.500	0	1	1	2.6	3	0	1	0	0	5	7.0
Stony Brook	12/17/2017	*	18:00	7-11	.636	0-0	.000	1-2	.500	2	1	3	2.6	1	0	0	0	0	15	7.7
vs Houston	12/20/2017	*	21:00	1-3	.333	0-0	.000	1-1	1.000	1	0	1	2.5	2	1	1	0	0	3	7.3
Sacred Heart	12/22/2017	*	12:00	2-3	.667	0-0	.000	4-4	1.000	1	0	1	2.4	4	0	0	0	0	8	7.4
at St. John's (NY)	12/28/2017	*	20:00	3-6	.500	0-0	.000	3-4	.750	2	1	3	2.4	1	0	0	1	0	9	7.5
at Creighton	12/31/2017	*	20:00	7-11	.636	0-0	.000	6-7	.857	1	0	1	2.3	3	0	2	0	1	20	8.3
Marquette	01/03/2018	*	16:00	4-6	.667	0-0	.000	1-2	.500	0	2	2	2.3	1	0	1	1	1	9	8.4
Xavier	01/06/2018	*	07:00	0-0	.000	0-0	.000	0-0	.000	0	1	1	2.2	4	0	0	4	0	0	7.9
at DePaul	01/12/2018	*	13:00	0-2	.000	0-0	.000	2-2	1.000	0	1	1	2.2	1	0	0	0	0	2	7.6
Butler	01/15/2018		03:00	0-0	.000	0-0	.000	0-0	.000	0	1	1	2.1	1	0	0	0	0	0	7.2
Creighton	01/20/2018		12:00	1-2	.500	0-0	.000	1-1	1.000	0	2	2	2.1	1	0	1	1	0	3	7.0
at Villanova	01/23/2018		14:00	1-3	.333	0-0	.000	0-0	.000	1	3	4	2.2	3	0	1	0	0	2	6.7
at Seton Hall	01/31/2018		16:00	3-4	.750	0-0	.000	0-2	.000	0	1	1	2.1	1	0	1	3	2	6	6.7
at Marquette	02/03/2018		09:00	2-4	.500	0-0	.000	2-2	1.000	0	1	1	2.1	1	0	1	0	0	6	6.7
Georgetown	02/06/2018		05:00	1-4	.250	0-0	.000	3-4	.750	1	0	1	2.0	2	0	0	0	0	5	6.6
DePaul	02/10/2018		18:00	6-7	.857	0-0	.000	2-2	1.000	2	1	3	2.1	3	0	2	0	0	14	6.9
Villanova	02/14/2018		05:00	0-0	.000	0-0	.000	2-2	1.000	1	0	1	2.0	0	0	0	0	0	2	6.7
at Butler	02/17/2018		08:00	2-3	.667	0-0	.000	0-1	.000	1	0	1	2.0	3	1	2	1	0	4	6.6
Seton Hall	02/21/2018		09:00	2-3	.667	0-0	.000	2-2	1.000	1	0	1	2.0	0	0	1	0	0	6	6.6
at Georgetown	02/24/2018		18:00	6-11	.545	0-0	.000	0-1	.000	0	3	3	2.0	4	1	0	3	2	12	6.8
at Xavier	02/28/2018		20:00	2-3	.667	0-0	.000	2-2	1.000	1	1	2	2.0	2	0	1	3	0	6	6.7
St. John's (NY)	03/03/2018		18:00	4-5	.800	0-0	.000	1-2	.500	2	1	3	2.0	1	1	0	1	0	9	6.8
vs Creighton	03/08/2018		04:00	1-3	.333	0-0	.000	0-0	.000	0	0	0	2.0	0	0	1	0	0	2	6.7
vs Xavier	03/09/2018		28:00	5-6	.833	0-0	.000	4-6	.667	1	3	4	2.0	1	0	1	1	0	14	6.9
vs Villanova	03/10/2018		10:00	2-4	.500	0-0	.000	1-1	1.000	0	0	0	2.0	2	0	1	1	0	5	6.8
vs Texas A&M	03/16/2018	*	17:00	2-6	.333	0-0	.000	1-2	.500	0	1	1	1.9	3	0	0	0	0	5	6.8
Totals		**9**	**483:00**	**91-153**	**.595**	**0-0**	**.000**	**55-79**	**.696**	**29**	**39**	**68**	**1.9**	**71**	**4**	**29**	**26**	**7**	**237**	**6.8**

2018-19...

#00 WATSON, Nate

				Total		3-Pointers		Free throws		Rebounds										
Opponent	Date	GS	MIN	FG-FGA	PCT	3FG-3FGA	PCT	FT-FTA	PCT	OFF	DEF	TOT	AVG	PF	A	T/O	BLK	STL	PTS	AVG
Siena	11/06/2018		24:00	5-5	1.000	0-0	.000	0-0	.000	2	4	6	6.0	2	2	1	0	0	10	10.0
vs Wichita St.	11/09/2018		21:00	1-5	.200	0-0	.000	0-2	.000	1	1	2	4.0	1	0	0	2	0	2	6.0
Holy Cross	11/13/2018		23:00	6-7	.857	0-0	.000	3-8	.375	1	6	7	5.0	1	0	0	1	1	15	9.0
vs South Carolina	11/17/2018		26:00	2-8	.250	0-1	.000	5-6	.833	1	7	8	5.8	4	1	0	1	0	9	9.0
vs Michigan	11/18/2018		17:00	2-7	.286	0-0	.000	6-7	.857	3	1	4	5.4	2	0	0	0	0	10	9.2
Iona	11/24/2018		20:00	4-5	.800	0-0	.000	5-6	.833	0	2	2	4.8	2	0	2	0	0	13	9.8
Fairleigh Dickinson	11/27/2018		23:00	3-6	.500	0-0	.000	4-8	.500	2	5	7	5.1	2	0	2	1	1	10	9.9
Rhode Island	12/01/2018		21:00	5-8	.625	0-0	.000	2-7	.286	3	4	7	5.4	3	0	1	3	0	12	10.1
at Boston College	12/04/2018		30:12	7-11	.636	0-0	.000	5-7	.714	6	4	10	5.9	4	1	0	2	0	19	11.1
Massachusetts	12/07/2018		22:00	3-8	.375	0-0	.000	8-14	.571	2	3	5	5.8	1	1	1	0	0	14	11.4
Central Conn. St.	12/16/2018		19:00	6-8	.750	0-0	.000	2-3	.667	5	0	5	5.7	2	1	0	1	2	14	11.6
Albany (NY)	12/18/2018		14:00	1-3	.333	0-0	.000	1-1	1.000	2	1	3	5.5	3	0	3	0	0	3	10.9
at Texas	12/21/2018		16:00	3-5	.600	0-0	.000	1-2	.500	2	2	4	5.4	4	0	2	0	0	7	10.6
Creighton	12/31/2018		14:00	2-3	.667	0-0	.000	0-1	.000	1	3	4	5.3	3	0	3	0	0	4	10.1
Villanova	01/05/2019	*	23:00	3-4	.750	0-0	.000	0-2	.000	3	5	8	5.5	0	0	1	0	0	6	9.9
at Georgetown	01/12/2019	*	38:41	9-11	.818	0-0	.000	3-5	.600	2	5	7	5.6	4	1	3	1	0	21	10.6
Seton Hall	01/15/2019	*	24:00	3-10	.300	0-0	.000	3-5	.600	2	2	4	5.5	0	0	1	1	1	9	10.5
at Marquette	01/20/2019	*	26:24	8-14	.571	0-0	.000	5-6	.833	2	3	5	5.4	2	1	2	0	0	21	11.1
at Xavier	01/23/2019	*	24:00	4-7	.571	0-0	.000	3-3	1.000	3	3	6	5.5	2	0	0	3	0	11	11.1
DePaul	01/27/2019	*	25:00	6-7	.857	0-0	.000	2-3	.667	3	2	5	5.5	4	2	3	1	1	14	11.2
at Seton Hall	01/30/2019	*	22:55	2-6	.333	0-0	.000	2-4	.500	2	3	5	5.4	3	0	1	0	0	6	11.0
at DePaul	02/02/2019	*	20:05	2-4	.500	0-0	.000	3-4	.750	1	1	2	5.3	5	0	2	0	0	7	10.8
Georgetown	02/06/2019	*	22:00	3-5	.600	0-0	.000	0-0	.000	3	2	5	5.3	1	0	1	0	0	6	10.6
at St. John's (NY)	02/09/2019	*	25:04	5-9	.556	0-0	.000	8-10	.800	3	2	5	5.3	2	0	2	1	0	18	10.9
at Villanova	02/13/2019	*	27:13	8-13	.615	0-0	.000	2-2	1.000	4	2	6	5.3	1	0	1	0	1	18	11.2
Xavier	02/16/2019	*	25:00	7-12	.583	0-0	.000	2-4	.500	4	0	4	5.2	2	0	2	1	1	16	11.3
St. John's (NY)	02/20/2019	*	35:00	8-12	.667	0-0	.000	5-11	.455	4	5	9	5.4	1	0	2	1	1	21	11.7
Marquette	02/23/2019	*	34:00	4-9	.444	0-0	.000	2-5	.400	3	1	4	5.3	3	2	1	1	0	10	11.6
at Butler	02/26/2019	*	33:39	8-10	.800	0-0	.000	5-5	1.000	0	5	5	5.3	3	1	2	1	0	21	12.0
at Creighton	03/06/2019	*	21:00	4-5	.800	0-0	.000	0-0	.000	0	4	4	5.3	2	1	1	0	0	8	11.8
Butler	03/09/2019	*	16:00	2-4	.500	0-0	.000	4-4	1.000	1	1	2	5.2	4	0	2	0	0	8	11.7
vs Butler	03/13/2019	*	18:31	2-5	.400	0-0	.000	0-0	.000	1	4	5	5.2	1	0	1	1	1	4	11.5
vs Villanova	03/14/2019	*	26:22	5-7	.714	0-0	.000	5-5	1.000	1	4	5	5.2	3	0	1	0	0	15	11.6
Arkansas	03/19/2019	*	21:00	5-8	.625	0-0	.000	5-5	1.000	4	4	8	5.2	3	0	0	1	0	15	11.7
Totals		**20**	**799:06**	**148-251**	**.590**	**0-1**	**.000**	**101-155**	**.652**	**77**	**101**	**178**	**5.2**	**80**	**14**	**44**	**24**	**10**	**397**	**11.7**

2019-20...

#00 WATSON, Nate

				Total		3-Pointers		Free throws		Rebounds										
Opponent	Date	GS	MIN	FG-FGA	PCT	3FG-3FGA	PCT	FT-FTA	PCT	OFF	DEF	TOT	AVG	PF	A	T/O	BLK	STL	PTS	AVG
Merrimack	11/19/2019		14:00	6-7	.857	0-0	.000	2-9	.222	0	3	3	3.0	2	0	0	3	0	14	14.0
Penn	11/23/2019		10:00	2-7	.286	0-0	.000	0-4	.000	1	1	2	2.5	0	1	0	0	0	4	9.0
vs Long Beach St.	11/28/2019		18:10	2-3	.667	0-0	.000	1-2	.500	1	2	3	2.7	2	1	0	0	1	5	7.7
vs Col. of Charleston	11/29/2019		21:03	3-7	.429	0-0	.000	1-1	1.000	2	1	3	2.8	3	0	2	0	3	7	7.5
vs Pepperdine	12/01/2019		16:29	7-10	.700	0-0	.000	1-5	.200	2	1	3	2.8	3	1	1	0	0	15	9.0
at Rhode Island	12/06/2019		15:54	5-8	.625	0-0	.000	0-1	.000	3	3	6	3.3	2	1	2	3	0	10	9.2
Stony Brook	12/14/2019		19:00	3-8	.375	0-0	.000	1-3	.333	1	2	3	3.3	3	1	1	1	1	7	8.9
vs Florida	12/17/2019		29:23	5-11	.455	0-0	.000	8-12	.667	7	1	8	3.9	3	1	0	0	0	18	10.0
Texas	12/21/2019		20:00	5-13	.385	0-0	.000	0-0	.000	5	2	7	4.2	1	0	0	0	0	10	10.0
Georgetown	12/31/2019		19:00	4-5	.800	0-0	.000	0-0	.000	0	1	1	3.9	5	2	2	0	1	8	9.8
at DePaul	01/04/2020		25:15	2-8	.250	0-0	.000	2-4	.500	6	0	6	4.1	2	1	2	1	3	6	9.5
at Marquette	01/07/2020		19:11	5-10	.500	0-0	.000	3-4	.750	3	2	5	4.2	5	1	1	0	2	13	9.8
Butler	01/10/2020		17:11	2-5	.400	0-0	.000	2-2	1.000	2	1	3	4.1	2	0	1	0	0	6	9.5
St. John's (NY)	01/15/2020		17:56	3-6	.500	0-0	.000	2-2	1.000	4	3	7	4.3	0	0	3	3	0	8	9.4
at Creighton	01/18/2020	*	16:00	2-4	.500	0-0	.000	3-4	.750	3	1	4	4.3	3	0	0	1	1	7	9.2
at Seton Hall	01/22/2020	*	14:44	4-6	.667	0-0	.000	2-2	1.000	3	1	4	4.3	5	0	2	0	0	10	9.3
Villanova	01/25/2020	*	33:19	7-12	.583	0-0	.000	4-4	1.000	6	3	9	4.5	1	1	0	0	1	18	9.8
at Butler	02/01/2020	*	17:40	4-7	.571	0-0	.000	1-2	.500	2	0	2	4.4	4	0	2	0	0	9	9.7
Creighton	02/05/2020	*	15:58	4-7	.571	0-0	.000	3-4	.750	4	2	6	4.5	1	0	0	0	0	11	9.8
at Xavier	02/08/2020	*	24:14	8-13	.615	0-0	.000	0-3	.000	2	5	7	4.6	5	0	0	0	0	16	10.1
at St. John's (NY)	02/12/2020	*	22:51	2-4	.500	0-0	.000	0-0	.000	0	3	3	4.5	3	1	0	1	0	4	9.8
Seton Hall	02/15/2020	*	13:23	0-4	.000	0-0	.000	3-4	.750	4	0	4	4.5	1	0	1	0	1	3	9.5
at Georgetown	02/19/2020	*	15:25	2-5	.400	0-0	.000	2-2	1.000	2	2	4	4.5	3	0	3	1	0	6	9.3
Marquette	02/22/2020	*	16:23	2-3	.667	0-0	.000	0-2	.000	2	3	5	4.5	1	1	0	0	1	4	9.1
at Villanova	02/29/2020	*	18:28	1-4	.250	0-0	.000	3-6	.500	3	3	6	4.6	5	0	3	0	1	5	9.0
Xavier	03/04/2020	*	16:08	1-2	.500	0-0	.000	0-0	.000	2	1	3	4.5	4	1	1	0	0	2	8.7
DePaul	03/07/2020	*	21:27	5-9	.556	0-0	.000	8-10	.800	4	4	8	4.6	3	0	1	1	0	18	9.0
Totals		**13**	**508:32**	**96-188**	**.511**	**0-0**	**.000**	**52-92**	**.565**	**74**	**51**	**125**	**4.6**	**72**	**14**	**28**	**15**	**16**	**244**	**9.0**

2020-21...

#0 WATSON, Nate

				Total		3-Pointers		Free throws		Rebounds										
Opponent	Date	GS	MIN	FG-FGA	PCT	3FG-3FGA	PCT	FT-FTA	PCT	OFF	DEF	TOT	AVG	PF	A	TO	BLK	STL	PTS	AVG
Fairfield	11/25/2020	*	26:43	8-11	.727	0-0	.000	7-9	.778	2	8	10	10.0	2	1	1	0	0	23	23.0
vs Indiana	11/30/2020	*	29:08	4-11	.364	0-0	.000	4-6	.667	3	2	5	7.5	3	1	2	3	0	12	17.5
vs Davidson	12/01/2020	*	34:32	10-16	.625	0-0	.000	2-3	.667	0	3	3	6.0	2	0	2	0	0	22	19.0
vs Alabama	12/02/2020	*	18:56	6-8	.750	0-0	.000	5-6	.833	0	3	3	5.3	4	0	0	0	0	17	18.5
Fairleigh Dickinson	12/05/2020	*	34:20	6-8	.750	0-0	.000	8-8	1.000	2	3	5	5.2	3	1	3	1	1	20	18.8
at TCU	12/09/2020	*	28:45	8-13	.615	0-0	.000	2-5	.400	7	1	8	5.7	2	0	1	0	0	18	18.7
at Seton Hall	12/20/2020	*	37:32	10-16	.625	0-0	.000	3-4	.750	7	4	11	6.4	2	1	2	1	1	23	19.3
at Butler	12/23/2020	*	35:41	9-12	.750	0-0	.000	1-1	1.000	2	2	4	6.1	0	0	0	1	0	19	19.3
DePaul	12/27/2020	*	42:21	6-14	.429	0-0	.000	6-8	.750	4	10	14	7.0	3	0	2	0	1	18	19.1
Butler	12/30/2020	*	35:57	9-12	.750	0-0	.000	0-0	.000	2	4	6	6.9	2	1	2	1	0	18	19.0
Creighton	01/02/2021	*	28:59	4-11	.364	0-0	.000	5-7	.714	4	4	8	7.0	4	0	2	1	1	13	18.5
at Xavier	01/10/2021	*	36:17	8-11	.727	0-0	.000	1-4	.250	2	12	14	7.6	1	1	1	0	1	17	18.3
at Marquette	01/12/2021	*	28:31	7-8	.875	0-0	.000	4-4	1.000	1	2	3	7.2	2	0	1	0	1	18	18.3
at Creighton	01/20/2021	*	34:51	12-19	.632	0-0	.000	5-8	.625	2	4	6	7.1	1	0	2	0	0	29	19.1
at Villanova	01/23/2021	*	35:12	5-10	.500	0-0	.000	2-4	.500	1	1	2	6.8	4	1	4	0	0	12	18.6
Marquette	01/27/2021	*	38:34	4-7	.571	0-0	.000	1-1	1.000	3	4	7	6.8	3	1	1	2	0	9	18.0
at Georgetown	01/30/2021	*	26:18	5-10	.500	0-0	.000	2-3	.667	2	3	5	6.7	5	1	0	1	0	12	17.6
Seton Hall	02/03/2021	*	31:27	4-9	.444	0-0	.000	2-4	.500	2	6	8	6.8	0	0	0	2	0	10	17.2
St. John's (NY)	02/06/2021	*	34:17	13-20	.650	0-0	.000	4-6	.667	6	2	8	6.8	2	1	1	1	1	30	17.9
UConn	02/10/2021	*	31:44	6-8	.750	0-0	.000	5-9	.556	2	4	6	6.8	2	2	0	1	1	17	17.9
at DePaul	02/13/2021	*	22:50	2-8	.250	0-0	.000	0-1	.000	2	4	6	6.8	4	2	0	4	0	4	17.2
at UConn	02/16/2021	*	25:36	3-9	.333	0-0	.000	0-2	.000	5	1	6	6.7	2	1	0	0	1	6	16.7
Xavier	02/24/2021	*	33:34	7-10	.700	0-0	.000	1-2	.500	1	6	7	6.7	2	0	2	1	0	15	16.6
at St. John's (NY)	03/03/2021	*	32:42	9-13	.692	0-0	.000	1-5	.200	1	4	5	6.7	2	0	0	3	0	19	16.7
Villanova	03/06/2021	*	37:14	8-13	.615	0-0	.000	4-7	.571	0	4	4	6.6	3	1	1	2	0	20	16.8
vs DePaul	03/10/2021	*	37:27	7-12	.583	0-0	.000	4-9	.444	4	5	9	6.7	3	1	3	1	0	18	16.9
Totals		**26**	**839:27**	**180-299**	**.602**	**0-0**	**.000**	**79-126**	**.627**	**67**	**106**	**173**	**6.7**	**63**	**17**	**33**	**26**	**9**	**439**	**16.9**

2021-22...

#0 WATSON, Nate

				Total		3-Pointers		Free throws		Rebounds										
Opponent	Date	GS	MIN	FG-FGA	PCT	3FG-3FGA	PCT	FT-FTA	PCT	OFF	DEF	TOT	AVG	PF	A	TO	BLK	STL	PTS	AVG
Fairfield	11/09/2021	*	31:54	10-14	.714	0-0	.000	2-5	.400	2	4	6	6.0	3	0	1	4	1	22	22.0
Sacred Heart	11/11/2021	*	28:51	6-9	.667	0-0	.000	2-3	.667	2	8	10	8.0	1	0	2	0	0	14	18.0
at Wisconsin	11/15/2021	*	32:25	11-15	.733	0-0	.000	2-5	.400	3	3	6	7.3	3	0	2	1	0	24	20.0
New Hampshire	11/18/2021	*	28:49	7-8	.875	0-0	.000	3-8	.375	2	2	4	6.5	3	1	3	1	0	17	19.3
vs Northwestern	11/22/2021	*	35:39	8-12	.667	0-0	.000	0-1	.000	0	5	5	6.2	1	0	1	1	0	16	18.6
vs Virginia	11/23/2021	*	27:22	4-11	.364	0-0	.000	0-2	.000	3	1	4	5.8	2	0	2	1	1	8	16.8
Saint Peter's	11/27/2021	*	32:48	8-12	.667	0-0	.000	7-7	1.000	1	5	6	5.9	0	1	0	2	0	23	17.7
Texas Tech	12/01/2021	*	26:00	1-4	.250	0-0	.000	3-4	.750	2	3	5	5.8	4	1	1	0	1	5	16.1
Rhode Island	12/04/2021	*	20:13	3-7	.429	0-0	.000	1-4	.250	1	1	2	5.3	4	0	1	1	1	7	15.1
Vermont	12/07/2021	*	28:30	10-12	.833	0-0	.000	4-5	.800	1	2	3	5.1	2	3	0	0	1	24	16.0
Central Conn. St.	12/11/2021	*	28:47	4-8	.500	0-0	.000	0-0	.000	0	9	9	5.5	3	0	0	0	0	8	15.3
at UConn	12/18/2021	*	30:03	5-12	.417	0-0	.000	0-1	.000	1	6	7	5.6	4	2	1	1	1	10	14.8
Seton Hall	12/29/2021	*	29:43	5-14	.357	0-0	.000	4-6	.667	3	4	7	5.7	1	2	1	2	0	14	14.8
at DePaul	01/01/2022	*	20:47	1-9	.111	0-0	.000	1-2	.500	2	6	8	5.9	5	0	3	0	0	3	13.9
at Marquette	01/04/2022	*	28:18	4-11	.364	0-0	.000	0-0	.000	5	3	8	6.0	4	0	1	0	0	8	13.5
St. John's (NY)	01/08/2022	*	28:30	9-11	.818	0-0	.000	4-5	.800	3	8	11	6.3	2	0	4	2	0	22	14.1
Georgetown	01/20/2022	*	23:14	4-8	.500	0-0	.000	2-2	1.000	0	3	3	6.1	1	0	1	0	1	10	13.8
Butler	01/23/2022	*	25:04	7-12	.583	0-0	.000	4-4	1.000	3	4	7	6.2	2	0	1	2	1	18	14.1
at Xavier	01/26/2022	*	18:03	0-2	.000	0-0	.000	0-3	.000	1	1	2	5.9	4	0	0	1	0	0	13.3
Marquette	01/30/2022	*	28:11	7-10	.700	0-0	.000	3-4	.750	5	1	6	6.0	3	0	2	0	1	17	13.5
at St. John's (NY)	02/01/2022	*	27:57	5-11	.455	0-0	.000	6-11	.545	3	2	5	5.9	1	0	0	1	1	16	13.6
at Georgetown	02/06/2022	*	23:17	3-7	.429	0-0	.000	4-4	1.000	1	0	1	5.7	1	1	2	0	0	10	13.5
DePaul	02/12/2022	*	33:39	7-14	.500	0-0	.000	2-3	.667	2	5	7	5.7	2	0	0	1	0	16	13.6
Villanova	02/15/2022	*	29:42	6-9	.667	0-0	.000	8-12	.667	2	4	6	5.8	2	0	0	0	0	20	13.8
at Butler	02/20/2022	*	34:18	10-15	.667	0-0	.000	2-5	.400	1	2	3	5.6	2	1	0	0	0	22	14.2
Xavier	02/23/2022	*	44:57	5-6	.833	0-0	.000	2-5	.400	2	2	4	5.6	1	1	2	1	0	12	14.1
Creighton	02/26/2022	*	24:31	6-14	.429	0-0	.000	0-1	.000	0	5	5	5.6	2	0	0	0	0	12	14.0
at Villanova	03/01/2022	*	23:43	2-5	.400	0-0	.000	2-3	.667	3	2	5	5.5	4	0	2	0	0	6	13.7
vs Butler	03/10/2022	*	35:27	9-14	.643	0-0	.000	8-13	.615	4	3	7	5.6	1	2	1	1	0	26	14.1
vs Creighton	03/11/2022	*	24:54	2-7	.286	0-0	.000	1-2	.500	1	0	1	5.4	1	1	0	0	0	5	13.8
Totals		**30**	**855:36**	**169-303**	**.558**	**0-0**	**.000**	**77-130**	**.592**	**59**	**104**	**163**	**5.4**	**69**	**16**	**34**	**23**	**10**	**415**	**13.8**

Ed Croswell

Ed Croswell #5
Senior F 6-8 245 Philadelphia, Pa./St. Joseph's Prep '18/LaSalle

2021-22: Scored four points and grabbed four rebounds versus Sacred Heart (11/11/21)...Scored 11 points on 5-5 shooting and grabbed six rebounds versus Texas Tech (12/1/21)...Scored 13 points and grabbed 15 rebounds while shooting 5-6 from the field versus Rhode Island (12/4/21)...Scored 11 points on 5-6 shooting and grabbed four rebounds at No. 20 UConn (12/18/21)...Recorded six points and five rebounds at DePaul (1/1/22)...Scored 11 points and grabbed seven rebounds at Marquette (1/4/22)...Scored 15 points and was 7-7 from the field versus Georgetown (1/20/22)...Scored 10 points and was 5-5 from the field versus Butler (1/23/22)...Scored 10 points and grabbed six rebounds at No. 21 Xavier (1/26/22)...Scored eight points and was 4-4 from the field at St. John's (2/1/22)...Recorded four points and seven rebounds at Georgetown (2/6/22)...Scored eight points and grabbed seven rebounds versus No. 10 Villanova (2/15/22)...Scored seven points and grabbed four rebounds versus Creighton (2/26/22)...Had four points and six rebounds at No. 11 Villanova (3/1/22)...

2020-21: Scored 10 points and grabbed six rebounds in his Friar debut versus Fairfield (11/25/20)...Scored five points and made three steals versus Alabama (12/2/20)...Was 4-5 from the field and scored eight points at TCU (12/9/20).

2019-20: Played in 26 games for LaSalle, averaged 10.4 points and 7.6 rebounds, while shooting 60.2 percent from the field...Ranked third in the nation in offensive rebounding rate at 18.5 percent...Scored 10 or more points in 18 of the 26 games he played...Led the team in rebounding...Recorded a double-double with 11 points and 10 rebounds in a win versus Murray State (11/25/19)...Registered 18 points and 12 rebounds in an overtime win versus South Alabama (11/27/19)...Scored 14 points and grabbed 19 rebounds at Villanova (12/1/19)...Scored 18 points and collected 15 rebounds in a win versus Fairleigh Dickinson (12/21/19)...Scored 14 points and recorded seven rebounds versus No. 20 Dayton (1/2/20)...Had 13 points and 11 rebounds at Richmond (1/22/20)...Posted a career best game of 24 points and 18 rebounds versus St. Louis (1/29/20)...Posted his seventh double-double of the season with 10 points and 12 rebounds at Duquesne (2/2/20)...Scored 14 points and recorded eight rebounds versus Saint Joseph's (2/8/20).

2018-19: Played in 31 games for LaSalle, averaged 4.6 ppg and 7.0 rpg...Led the team in rebounding...Grabbed 98 offensive rebounds in 31 games (3.2 per game), which ranked third in the Atlantic 10...Ranked first in the nation among offensive rebound percentage at 18.1 percent...Recorded five points and nine rebounds versus Drexel (11/17/18)...Scored 10 points and registered four rebounds versus No. 23 Villanova (12/17/18)...Posted his first career double-double with 11 points, 14 rebounds and three steals versus Bucknell (12/4/18)...Scored 11 points and recorded seven rebounds at VCU (1/9/19)...Recorded nine points and 11 rebounds versus UMass (1/30/19)...Had nine points and 16 rebounds at Richmond (2/2/19)...Scored nine points and grabbed 16 rebounds versus Duquesne (2/13/19)...Posted a double-double with 10 points and 14 rebounds at Saint Louis (2/16/19)...Grabbed 10 rebounds at St. Bonaventure (2/20/19)...Registered 11 rebounds and two assists versus Davidson (2/27/19).

HIGH SCHOOL: Attended St. Joseph's Prep...Averaged 13.5 ppg as a senior at St. Joseph's Prep where his team advanced to the semifinals of the PIAA Class 6A Tournament...Averaged 15 points and 12 rebounds per game as a junior...Recorded a triple-double (17 points, 10 rebounds, 10 blocks) in a win over West Catholic as a junior...Was coached by Speedy Morris at St. Joseph's...Earned Second Team All-Catholic League honors in his junior and senior seasons.

PROFILE:
Name: Edward Jamal Croswell
Birthdate: September 6, 1999
Major: Sports Broadcasting/Media
Family: Son of Delilah Giddings. Has one sister, Amber Croswell, and two brothers, Kaliem Croswell and David Giddings.
Favorite Athletes: Paul George, D'Andre Swift
Favorite Teams: Philadelphia Eagles, Philadelphia 76ers
Favorite Food: Buffalo Chicken
Hobby: Driving
Biggest Thrill in Sports: The Eagles winning the Super Bowl

CROSWELL, Ed

				Field Goals		3-Point		F-Throws		Rebounds									Scoring	
SEASON	TEAM	GP-GS	MIN/AVG	FG-FGA	FG%	3FG-3FGA	3FG%	FT-FTA	FT%	OFF	DEF	TOT	AVG	PF-FO	A	TO	BLK	STL	PTS	AVG
2018-19	LaS	31-9	590/19.0	55-100	.550	0-0	.000	33-52	.635	98	118	216	7.0	64-2	18	43	21	14	143	4.6
2019-20	LaS	26-25	566/21.8	109-181	.602	0-0	.000	53-96	.552	95	102	197	7.6	76-1	16	53	14	18	271	10.4
2020-21	PROV	26-0	182/7.0	27-54	.500	0-0	.000	5-21	.238	27	22	49	1.9	26-0	4	18	5	8	59	2.3
2021-22	PROV	30-0	433/14.4	68-102	.667	0-1	.000	21-40	.525	54	81	135	4.5	69-1	10	28	20	15	157	5.2
TOTAL FOR PROV		**56-0**	**615/11.0**	**95-156**	**.609**	**0-1**	**.000**	**26-61**	**.426**	**81**	**103**	**184**	**3.3**	**95-1**	**14**	**46**	**25**	**23**	**216**	**3.9**
TOTAL		**113-34**	**1770/15.7**	**259-437**	**.593**	**0-1**	**.000**	**112-209**	**.536**	**274**	**323**	**597**	**5.3**	**235-4**	**48**	**142**	**60**	**55**	**630**	**5.6**

Single Game Highs

Statistic	Value	
Points	24	vs Saint Louis 01/29/20
Rebounds	18	vs Saint Louis 01/29/20
Assists	3	at Richmond 02/02/19, at Duquesne 02/02/20, vs Fairleigh Dickinson 12/21/19
Steals	3	4 times
Blocks	5	vs Massachusetts 01/30/19
FG Made	10	vs Saint Louis 01/29/20
FG Attempts	16	vs Saint Louis 01/29/20
3FG Attempts	1	at Xavier 01/26/22
FT Made	5	at Richmond 01/22/20
FT Attempts	8	vs Fordham 02/19/20, vs Saint Joseph's 02/08/20

2018-19...

#11 CROSWELL, Ed

				Total		3-Pointers		Free throws		Rebounds											
Opponent	Date	GS	MIN	FG-FGA	PCT	3FG-3FGA	PCT	FT-FTA	PCT	OFF	DEF	TOT	AVG	PF	A	T/O	BLK	STL	PTS	AVG
at Temple	11/06/2018		10:28	1-2	.500	0-0	.000	0-1	.000	1	2	3	3.0	1	0	1	1	0	2	2.0
Lafayette	11/10/2018		03:00	0-0	.000	0-0	.000	0-0	.000	0	0	0	1.5	0	0	0	0	0	0	1.0
at Florida	11/14/2018		17:00	2-3	.667	0-0	.000	1-2	.500	2	2	4	2.3	5	1	1	0	0	5	2.3
Drexel	11/17/2018		16:00	2-2	1.000	0-0	.000	1-2	.500	4	5	9	4.0	3	0	2	1	0	5	3.0
vs Miami (FL)	11/22/2018		16:00	2-5	.400	0-0	.000	1-3	.333	4	2	6	4.4	0	0	1	0	0	5	3.4
vs Northwestern	11/23/2018		17:00	1-2	.500	0-0	.000	0-0	.000	1	1	2	4.0	1	0	1	0	0	2	3.2
vs Grand Canyon	11/25/2018		09:00	1-4	.250	0-0	.000	0-0	.000	1	3	4	4.0	1	0	0	0	1	2	3.0
Villanova	12/01/2018	*	24:33	3-3	1.000	0-0	.000	4-4	1.000	3	1	4	4.0	3	0	0	2	1	10	3.9
Bucknell	12/04/2018	*	26:00	4-11	.364	0-0	.000	3-6	.500	10	4	14	5.1	2	2	3	0	3	11	4.7
Penn	12/08/2018	*	19:00	1-2	.500	0-0	.000	0-0	.000	3	2	5	5.1	1	2	2	0	1	2	4.4
vs Alabama A&M	12/21/2018		18:00	1-1	1.000	0-0	.000	2-2	1.000	1	6	7	5.3	3	1	1	1	2	4	4.4
vs Towson	12/22/2018		10:00	0-2	.000	0-0	.000	1-2	.500	2	1	3	5.1	3	0	2	0	0	1	4.1
at Massachusetts	01/05/2019		13:00	0-1	.000	0-0	.000	0-0	.000	1	1	2	4.8	1	0	1	1	0	0	3.8
at VCU	01/09/2019		17:47	4-4	1.000	0-0	.000	3-3	1.000	4	3	7	5.0	4	0	0	2	0	11	4.3
Saint Louis	01/12/2019	*	28:00	1-2	.500	0-0	.000	2-3	.667	2	4	6	5.1	1	1	1	1	0	4	4.3
George Washington	01/16/2019		18:00	2-2	1.000	0-0	.000	0-0	.000	2	3	5	5.1	2	0	1	0	0	4	4.3
Rhode Island	01/19/2019		12:00	0-2	.000	0-0	.000	1-2	.500	2	3	5	5.1	3	0	1	1	0	1	4.1
at Fordham	01/23/2019		09:38	2-2	1.000	0-0	.000	0-1	.000	1	4	5	5.1	2	0	0	0	0	4	4.1
Massachusetts	01/30/2019		26:00	3-5	.600	0-0	.000	3-4	.750	5	6	11	5.4	1	1	0	5	1	9	4.3
at Richmond	02/02/2019		27:51	4-5	.800	0-0	.000	1-3	.333	6	10	16	5.9	1	3	2	1	2	9	4.6
Saint Joseph's	02/05/2019		24:00	4-4	1.000	0-0	.000	0-0	.000	3	5	8	6.0	0	0	3	1	0	8	4.7
at George Mason	02/10/2019		22:00	3-4	.750	0-0	.000	0-0	.000	1	2	3	5.9	5	0	2	0	0	6	4.8
Duquesne	02/13/2019		33:00	3-6	.500	0-0	.000	3-4	.750	10	6	16	6.3	3	1	2	0	1	9	5.0
at Saint Louis	02/16/2019	*	24:54	4-8	.500	0-0	.000	2-2	1.000	6	8	14	6.6	4	1	3	1	0	10	5.2
at St. Bonaventure	02/20/2019	*	29:01	1-4	.250	0-0	.000	0-0	.000	6	4	10	6.8	3	0	2	0	1	2	5.0
Richmond	02/23/2019	*	25:00	1-1	1.000	0-0	.000	2-4	.500	3	6	9	6.8	1	0	3	0	1	4	5.0
Davidson	02/27/2019	*	23:00	1-1	1.000	0-0	.000	0-0	.000	3	8	11	7.0	2	2	2	2	0	2	4.9
at Saint Joseph's	03/02/2019	*	17:46	1-2	.500	0-0	.000	0-0	.000	3	4	7	7.0	1	1	2	0	0	2	4.8
at Dayton	03/06/2019		13:32	0-1	.000	0-0	.000	0-0	.000	0	1	1	6.8	4	0	1	1	0	0	4.6
Fordham	03/09/2019		19:00	1-4	.250	0-0	.000	3-4	.750	3	4	7	6.8	2	2	1	0	0	5	4.6
vs Rhode Island	03/14/2019		20:00	2-5	.400	0-0	.000	0-0	.000	5	7	12	7.0	1	0	2	0	0	4	4.6
Totals		**9**	**589:30**	**55-100**	**.550**	**0-0**	**.000**	**33-52**	**.635**	**98**	**118**	**216**	**7.0**	**64**	**18**	**43**	**21**	**14**	**143**	**4.6**

2019-20...

#11 CROSWELL, Ed

				Total		3-Pointers		Free throws		Rebounds											
Opponent	Date	GS	MIN	FG-FGA	PCT	3FG-3FGA	PCT	FT-FTA	PCT	OFF	DEF	TOT	AVG	PF	A	T/O	BLK	STL	PTS	AVG
Iona	11/09/2019	*	16:10	5-8	.625	0-0	.000	2-2	1.000	2	2	4	4.0	3	0	3	0	0	12	12.0
at Penn	11/13/2019	*	16:06	3-5	.600	0-0	.000	2-2	1.000	1	3	4	4.0	4	0	2	0	1	8	10.0
Temple	11/16/2019	*	16:10	1-3	.333	0-0	.000	1-2	.500	3	4	7	5.0	3	0	1	0	1	3	7.7
vs Murray St.	11/25/2019	*	23:00	5-6	.833	0-0	.000	1-2	.500	3	7	10	6.3	4	0	6	2	1	11	8.5
vs Wright St.	11/26/2019	*	11:00	2-4	.500	0-0	.000	2-5	.400	3	4	7	6.4	3	0	0	0	0	6	8.0
vs South Alabama	11/27/2019	*	31:00	8-13	.615	0-0	.000	2-4	.500	4	8	12	7.3	3	1	2	0	1	18	9.7
at Villanova	12/01/2019	*	27:48	6-9	.667	0-0	.000	2-3	.667	4	6	10	7.7	3	0	0	0	1	14	10.3
at Drexel	12/07/2019	*	26:07	5-8	.625	0-0	.000	0-0	.000	3	3	6	7.5	3	1	5	1	1	10	10.3
Wagner	12/18/2019	*	16:22	2-5	.400	0-0	.000	2-6	.333	1	4	5	7.2	1	0	0	2	0	6	9.8
Fairleigh Dickinson	12/21/2019	*	26:46	7-10	.700	0-0	.000	4-6	.667	8	7	15	8.0	1	3	3	1	0	18	10.6
Bucknell	12/28/2019	*	15:28	4-5	.800	0-0	.000	2-5	.400	1	3	4	7.6	5	0	1	2	0	10	10.5
Dayton	01/02/2020	*	20:30	6-11	.545	0-0	.000	2-2	1.000	5	2	7	7.6	2	0	2	0	0	14	10.8
at Fordham	01/05/2020	*	24:26	1-3	.333	0-0	.000	1-2	.500	2	4	6	7.5	2	0	3	1	1	3	10.2
at Massachusetts	01/08/2020	*	08:00	1-2	.500	0-0	.000	0-0	.000	1	3	4	7.2	4	0	1	0	0	2	9.6
George Mason	01/11/2020	*	21:54	3-5	.600	0-0	.000	4-5	.800	5	3	8	7.3	4	1	3	0	0	10	9.7
at Rhode Island	01/18/2020	*	23:55	3-7	.429	0-0	.000	1-4	.250	6	3	9	7.4	4	2	3	0	0	7	9.5
at Richmond	01/22/2020	*	23:04	4-8	.500	0-0	.000	5-6	.833	7	4	11	7.6	3	0	2	1	3	13	9.7
VCU	01/25/2020	*	21:12	5-8	.625	0-0	.000	1-3	.333	2	3	5	7.4	2	1	0	0	3	11	9.8
Saint Louis	01/29/2020	*	38:25	10-16	.625	0-0	.000	4-7	.571	9	9	18	8.0	2	0	1	2	2	24	10.5
at Duquesne	02/02/2020	*	34:53	4-7	.571	0-0	.000	2-5	.400	7	5	12	8.2	3	3	5	0	1	10	10.5
Saint Joseph's	02/08/2020		20:46	5-8	.625	0-0	.000	4-8	.500	6	2	8	8.2	3	1	2	1	0	14	10.7
Richmond	02/12/2020	*	23:25	5-8	.625	0-0	.000	0-0	.000	2	5	7	8.1	1	2	4	0	0	10	10.6
at Saint Louis	02/15/2020	*	12:54	1-1	1.000	0-0	.000	0-1	.000	1	2	3	7.9	4	0	2	1	0	2	10.3
Fordham	02/19/2020	*	24:59	4-8	.500	0-0	.000	4-8	.500	6	3	9	8.0	1	1	1	0	1	12	10.3
at George Washington	02/22/2020	*	18:19	4-6	.667	0-0	.000	4-6	.667	1	1	2	7.7	4	0	0	0	1	12	10.4
at Davidson	02/25/2020	*	22:54	5-7	.714	0-0	.000	1-2	.500	2	2	4	7.6	4	0	1	0	0	11	10.4
Totals		**25**	**565:33**	**109-181**	**.602**	**0-0**	**.000**	**53-96**	**.552**	**95**	**102**	**197**	**7.6**	**76**	**16**	**53**	**14**	**18**	**271**	**10.4**

2020-21...

#21 CROSWELL, Ed

				Total		3-Pointers		Free throws		Rebounds											
Opponent	Date	GS	MIN	FG-FGA	PCT	3FG-3FGA	PCT	FT-FTA	PCT	OFF	DEF	TOT	AVG	PF	A	TO	BLK	STL	PTS	AVG
Fairfield	11/25/2020		14:48	5-7	.714	0-0	.000	0-2	.000	4	2	6	6.0	2	1	2	0	0	10	10.0
vs Indiana	11/30/2020		10:48	2-3	.667	0-0	.000	1-5	.200	3	1	4	5.0	0	0	0	0	0	5	7.5
vs Davidson	12/01/2020		04:03	0-0	.000	0-0	.000	0-0	.000	0	0	0	3.3	1	0	0	0	0	0	5.0
vs Alabama	12/02/2020		09:46	2-2	1.000	0-0	.000	1-5	.200	1	1	2	3.0	2	0	0	1	3	5	5.0
Fairleigh Dickinson	12/05/2020		03:28	1-2	.500	0-0	.000	0-0	.000	2	0	2	2.8	0	0	0	0	0	2	4.4
at TCU	12/09/2020		11:15	4-5	.800	0-0	.000	0-0	.000	0	1	1	2.5	2	0	0	1	0	8	5.0
at Seton Hall	12/20/2020		07:28	1-1	1.000	0-0	.000	1-2	.500	0	2	2	2.4	1	2	0	1	0	3	4.7
at Butler	12/23/2020		06:56	1-3	.333	0-0	.000	1-1	1.000	3	0	3	2.5	0	0	0	0	0	3	4.5
DePaul	12/27/2020		07:10	1-1	1.000	0-0	.000	0-0	.000	0	1	1	2.3	4	0	2	0	0	2	4.2
Butler	12/30/2020		04:03	0-1	.000	0-0	.000	0-0	.000	0	1	1	2.2	0	0	1	0	1	0	3.8
Creighton	01/02/2021		10:13	1-4	.250	0-0	.000	0-2	.000	2	0	2	2.2	1	0	1	0	1	2	3.6
at Xavier	01/10/2021		03:43	1-1	1.000	0-0	.000	0-0	.000	0	0	0	2.0	0	0	1	0	1	2	3.5
at Marquette	01/12/2021		11:23	1-3	.333	0-0	.000	0-1	.000	4	2	6	2.3	2	1	1	0	0	2	3.4
at Creighton	01/20/2021		04:20	0-1	.000	0-0	.000	0-0	.000	1	0	1	2.2	1	0	0	0	0	0	3.1
at Villanova	01/23/2021		04:29	0-1	.000	0-0	.000	0-0	.000	0	0	0	2.1	0	0	1	0	0	0	2.9
Marquette	01/27/2021		06:05	0-1	.000	0-0	.000	0-0	.000	0	2	2	2.1	1	0	0	0	0	0	2.8
at Georgetown	01/30/2021		12:25	2-5	.400	0-0	.000	1-1	1.000	2	2	4	2.2	2	0	1	0	0	5	2.9
Seton Hall	02/03/2021		04:32	0-2	.000	0-0	.000	0-0	.000	0	2	2	2.2	0	0	3	0	0	0	2.7
St. John's (NY)	02/06/2021		05:43	0-0	.000	0-0	.000	0-2	.000	0	0	0	2.1	1	0	0	0	0	0	2.6
UConn	02/10/2021		06:25	2-4	.500	0-0	.000	0-0	.000	2	0	2	2.1	0	0	1	1	0	4	2.7
at DePaul	02/13/2021		07:06	1-3	.333	0-0	.000	0-0	.000	2	2	4	2.1	0	0	0	0	1	2	2.6
at UConn	02/16/2021		09:14	1-2	.500	0-0	.000	0-0	.000	0	2	2	2.1	3	0	1	0	0	2	2.6
Xavier	02/24/2021		06:26	1-1	1.000	0-0	.000	0-0	.000	1	1	2	2.1	0	0	1	0	1	2	2.6
at St. John's (NY)	03/03/2021		05:36	0-0	.000	0-0	.000	0-0	.000	0	0	0	2.0	1	0	1	1	0	0	2.5
Villanova	03/06/2021		02:46	0-0	.000	0-0	.000	0-0	.000	0	0	0	2.0	1	0	1	0	0	0	2.4
vs DePaul	03/10/2021		01:47	0-1	.000	0-0	.000	0-0	.000	0	0	0	1.9	1	0	0	0	0	0	2.3
Totals		**0**	**181:57**	**27-54**	**.500**	**0-0**	**.000**	**5-21**	**.238**	**27**	**22**	**49**	**1.9**	**26**	**4**	**18**	**5**	**8**	**59**	**2.3**

2021-22...

#5 CROSWELL, Ed

				Total		3-Pointers		Free throws		Rebounds											
Opponent	Date	GS	MIN	FG-FGA	PCT	3FG-3FGA	PCT	FT-FTA	PCT	OFF	DEF	TOT	AVG	PF	A	TO	BLK	STL	PTS	AVG
Fairfield	11/09/2021		08:06	1-1	1.000	0-0	.000	0-0	.000	0	1	1	1.0	2	0	2	0	1	2	2.0
Sacred Heart	11/11/2021		11:58	1-1	1.000	0-0	.000	2-2	1.000	0	4	4	2.5	2	0	2	1	2	4	3.0
at Wisconsin	11/15/2021		08:50	0-1	.000	0-0	.000	0-0	.000	0	2	2	2.3	3	0	1	1	1	0	2.0
New Hampshire	11/18/2021		09:41	0-1	.000	0-0	.000	0-0	.000	0	0	0	1.8	0	0	0	0	0	0	1.5
vs Northwestern	11/22/2021		07:33	1-1	1.000	0-0	.000	0-0	.000	1	1	2	1.8	2	1	0	0	0	2	1.6
vs Virginia	11/23/2021		12:40	0-2	.000	0-0	.000	0-0	.000	2	1	3	2.0	0	0	0	0	0	0	1.3
Saint Peter's	11/27/2021		08:31	2-3	.667	0-0	.000	1-2	.500	2	4	6	2.6	1	0	2	0	0	5	1.9
Texas Tech	12/01/2021		22:30	5-5	1.000	0-0	.000	1-4	.250	4	2	6	3.0	3	1	0	2	1	11	3.0
Rhode Island	12/04/2021		22:30	5-6	.833	0-0	.000	3-3	1.000	8	7	15	4.3	2	0	1	1	2	13	4.1
Vermont	12/07/2021		18:00	0-1	.000	0-0	.000	1-2	.500	1	5	6	4.5	3	0	1	0	0	1	3.8
Central Conn. St.	12/11/2021		14:28	2-2	1.000	0-0	.000	1-3	.333	0	1	1	4.2	4	2	0	0	0	5	3.9
at UConn	12/18/2021		14:56	5-6	.833	0-0	.000	1-3	.333	2	2	4	4.2	1	0	1	0	0	11	4.5
Seton Hall	12/29/2021		12:23	1-6	.167	0-0	.000	0-0	.000	3	0	3	4.1	3	1	0	0	0	2	4.3
at DePaul	01/01/2022		19:13	2-4	.500	0-0	.000	2-4	.500	2	3	5	4.1	4	0	0	0	1	6	4.4
at Marquette	01/04/2022		17:50	5-6	.833	0-0	.000	1-3	.333	6	1	7	4.3	3	0	0	1	0	11	4.9
St. John's (NY)	01/08/2022		11:30	2-3	.667	0-0	.000	2-2	1.000	0	1	1	4.1	2	0	0	1	0	6	4.9
Georgetown	01/20/2022		16:40	7-7	1.000	0-0	.000	1-2	.500	0	3	3	4.1	3	0	0	3	1	15	5.5
Butler	01/23/2022		14:33	5-5	1.000	0-0	.000	0-1	.000	1	3	4	4.1	1	0	1	1	1	10	5.8
at Xavier	01/26/2022		24:22	5-8	.625	0-1	.000	0-0	.000	3	3	6	4.2	3	1	2	1	0	10	6.0
Marquette	01/30/2022		15:01	1-3	.333	0-0	.000	0-0	.000	3	4	7	4.3	1	1	2	1	0	2	5.8
at St. John's (NY)	02/01/2022		12:55	4-4	1.000	0-0	.000	0-0	.000	0	1	1	4.1	2	1	0	1	0	8	5.9
at Georgetown	02/06/2022		21:25	1-3	.333	0-0	.000	2-4	.500	3	4	7	4.3	4	0	3	1	1	4	5.8
DePaul	02/12/2022		16:00	2-2	1.000	0-0	.000	0-0	.000	0	5	5	4.3	3	0	1	2	1	4	5.7
Villanova	02/15/2022		14:43	4-5	.800	0-0	.000	0-0	.000	3	4	7	4.4	5	0	3	1	0	8	5.8
at Butler	02/20/2022		13:36	1-1	1.000	0-0	.000	0-0	.000	2	5	7	4.5	1	0	1	0	0	2	5.7
Xavier	02/23/2022		12:20	1-2	.500	0-0	.000	0-0	.000	3	2	5	4.5	1	1	1	0	0	2	5.5
Creighton	02/26/2022		15:29	3-3	1.000	0-0	.000	1-2	.500	0	4	4	4.5	3	0	1	2	1	7	5.6
at Villanova	03/01/2022		16:48	2-5	.400	0-0	.000	0-1	.000	4	2	6	4.6	4	1	1	0	0	4	5.5
vs Butler	03/10/2022		04:10	0-1	.000	0-0	.000	0-0	.000	0	2	2	4.5	2	0	1	0	0	0	5.3
vs Creighton	03/11/2022		14:22	0-4	.000	0-0	.000	2-2	1.000	1	4	5	4.5	1	0	1	0	2	2	5.2
Totals		**0**	**433:03**	**68-102**	**.667**	**0-1**	**.000**	**21-40**	**.525**	**54**	**81**	**135**	**4.5**	**69**	**10**	**28**	**20**	**15**	**157**	**5.2**

A.J. Reeves

A.J. Reeves #11
Senior G 6-6 205 Roxbury, Mass./Brimmer and May School '18

2021-22: Scored 13 points and was 6-7 from the free-throw line versus Fairfield (11/9/21)...Scored 11 points and grabbed eight rebounds at Wisconsin (11/15/21)...Recorded 12 points and three assists versus Saint Peter's (11/27/21)...Scored 14 points and grabbed eight rebounds versus Texas Tech (12/1/21)...Scored 24 points and shot 6-10 from three-point territory while adding four assists versus Vermont (12/7/21)...Scored 17 points, grabbed nine rebounds and added seven assists versus Central Connecticut (12/11/21)...Scored 16 points and was 4-8 from three-point territory at No. 20 UConn (12/18/21)...Scored 11 points and grabbed six rebounds versus No. 15 Seton Hall (12/29/21)...Missed five games with a finger injury and returned versus No. 22 Marquette with six points (1/30/22)...Scored 16 points versus No. 10 Villanova (2/15/22)...Scored 16 points and grabbed six rebounds versus Xavier (2/23/22)...Scored a game-high 23 points on 7-10 shooting from three-point territory versus Creighton (2/26/22)... Scored 15 points as he shot 5-9 from three at No. 11 Villanova (3/1/22)...

2020-21: Scored 14 points and made two steals versus Fairfield (11/25/20)...Scored eight points and grabbed three rebounds versus Indiana (11/30/20)...Scored 10 points versus Alabama (12/2/20)...Scored seven points and grabbed four rebounds at TCU (12/9/20)...Scored seven points and grabbed two rebounds at Seton Hall (12/20/20)...Scored 22 points and grabbed five rabounds versus DePaul (12/27/20)...Was 4-5 from three-point territory as he scored 12 points and grabbed five rebounds versus Butler (12/30/20)...Scored 10 points versus No. 11 Creighton (1/2/21)... Scored nine points and grabbed four rebounds at Xavier (1/10/21)...Scored 12 points and grabbed six rebounds at Marquette (1/12/21)...Scored 13 points and was 7-7 from the free-throw line versus Marquette (1/27/21)...Scored 28 points after making six threes and grabbing five rebounds and adding five assists at Georgetown (1/30/21)...Scored 13 points and had five assists versus St. John's (2/6/21)...Scored 10 points, grabbed seven rebounds and had six assists versus UConn (2/10/21)...Scored 13 points at DePaul (2/13/21)...Scored 16 points and was 5-9 from the field versus Xavier (2/24/21).

2019-20: Was a member of the USA team which won a bronze medal in Lima, Peru during the Pan Am Games in August...Scored 15 points and recorded four assists versus Sacred Heart (11/5/19)...Registered six points, three rebounds and three assists versus NJIT (11/9/19)...Scored 15 points and grabbed four rebounds versus Pepperdine (12/1/19)...Scored nine points versus Stony Brook (12/14/19)...Scored 13 points and grabbed five rebounds versus Georgetown (12/31/19)...Registered 10 points, three rebounds and three steals at Marquette (1/7/20)... Recorded nine points and six rebounds versus No. 9/11 Villanova (1/25/20)...Scored eight points and grabbed four rebounds at No. 16 Butler (2/1/20)...Scored 22 points as he shot 6-8 from three-point territory versus No. 21/22 Creighton (2/5/20)...Scored 12 points and grabbed six rebounds at St. John's (2/12/20)...Scored 11 points and grabbed four rebounds versus No. 19/19 Marquette (2/22/20)...Scored 19 points and was 4-8 from three-point territory versus DePaul (3/7/20)... ***Earned the Team's Lenny Wilkens Hustle Award (4/20/20)***

2018-19: Scored 29 points as he shot 10-13 from the field, including 7-9 from three-point territory to set a PC freshman scoring record in an opener versus Siena (11/6/18)...Socred 19 points and was 7-10 from the field versus WIchita State (11/9/18)...***Named BIG EAST Rookie of the Week (11/12/18)***...Scored five points and grabbed three rebounds versus Holy Cross (11/13/18)... Scored 10 points and was 5-5 from the free-throw line versus South Carolina (11/17/18)...Scored 20 points and was 4-7 from three-point territory versus Iona (11/24/18)... ***Named BIG EAST Rookie of the Week (11/26/18)***...Scored seven points and grabbed three rebounds versus Fairleigh Dickinson (11/27/18)...Scored 15 points and grabbed four rebounds versus Rhode Island (12/1/18)... ***Named BIG EAST Rookie of the Week (12/3/18)***...*Scored 24 points and had three assists at Boston College (12/4/18)*...Missed nine games due to a foot injury...Recorded 11 points and was 3-6 from behind the arc versus DePaul (1/27/19)..Scored 13 points on a 5-9 performance from the field versus No. 11/10 Marquette (2/23/19)....Scored 24 points after shooting 6-8 from three-point territory and 9-13 overall from the field versus Butler (3/9/19)...Recorded five points and 10 rebounds versus No. 25/25 Villanova in the BIG EAST Tournament Quarterfinals (3/14/19)... ***Earned the Team's Coca-Cola Most Promising Prospect Award (4/20/19).***

HIGH SCHOOL: Attended Brimmer and May in Chestnut Hill, Mass…Played varsity basketball for coach Tom Nelson at Brimmer and May all four years of high school...Averaged 27 points, eight rebounds, and four assists throughout his career in high school…Named Gatorade Player of the Year for the 2017-18 season in Massachusetts…Played AAU basketball for the Mass Rivals where he was coached by Vin Pastore and Tom Nelson…Shot 45.7 percent from behind the three-point line in the Adidas Gauntlet circuit (2017)...Ranked No. 53 overall and No. 6 shooting guard by ESPN, No. 46 overall and No. 9 shooting guard by 247sports.com, No. 49 overall and No.11 shooting guard by Rivals.com.

PROFILE
Name: A.J. Reeves
Birthdate: June 4, 1999
Major: Sports Media and Management
Family: Son of Andre Reeves and Louise Peddy. Has two brothers, Jermaine Peddy and CJ Peddy and two sisters, Jesika Reeves and Jasmine Reeves.
Interests/Hobbies: Cooking
Favorite Teams: Boston Celtics, New England Patriots, Boston Bruins, Boston Red Sox
Favorite Athletes: Kobe Bryant
Favorite Food: Pancakes
Biggest Thrill in Sports: The Patriots comeback from down 28-3 in the Super Bowl

REEVES, A.j.

				Field Goals		3-Point		F-Throws		Rebounds									Scoring	
SEASON	TEAM	GP-GS	MIN/AVG	FG-FGA	FG%	3FG-3FGA	3FG%	FT-FTA	FT%	OFF	DEF	TOT	AVG	PF-FO	A	TO	BLK	STL	PTS	AVG
2018-19	PROV	25-21	570/22.8	85-201	.423	45-118	.381	31-44	.705	18	58	76	3.0	35-0	16	25	3	24	246	9.8
2019-20	PROV	28-16	612/21.9	71-190	.374	38-111	.342	26-39	.667	24	63	87	3.1	48-0	33	36	6	23	206	7.4
2020-21	PROV	26-26	816/31.4	79-224	.353	48-150	.320	44-52	.846	17	76	93	3.6	38-0	44	38	2	26	250	9.6
2021-22	PROV	25-22	632/25.3	83-218	.381	55-146	.377	29-39	.744	17	54	71	2.8	46-1	46	21	4	11	250	10.0
TOTAL		**104-85**	**2629/25.3**	**318-833**	**.382**	**186-525**	**.354**	**130-174**	**.747**	**76**	**251**	**327**	**3.1**	**167-1**	**139**	**120**	**15**	**84**	**952**	**9.2**

Single Game Highs

Statistic	Value	
Points	29	vs Siena 11/06/18
Rebounds	10	vs Villanova 03/14/19
Assists	7	vs Central Conn. St. 12/11/21
Steals	4	at St. John's (NY) 03/03/21
Blocks	2	vs New Hampshire 11/18/21
FG Made	10	vs Siena 11/06/18, at Georgetown 01/30/21
FG Attempts	18	at Boston College 12/04/18
3FG Made	7	vs Siena 11/06/18, vs Creighton 02/26/22
3FG Attempts	12	at Georgetown 01/30/21
FT Made	7	vs Marquette 01/27/21
FT Attempts	7	4 times

Reeves Game By Game

2018-19...

#10 REEVES, A.J.

				Total		3-Pointers		Free throws		Rebounds											
Opponent	Date	GS	MIN	FG-FGA	PCT	3FG-3FGA	PCT	FT-FTA	PCT	OFF	DEF	TOT	AVG	PF	A	T/O	BLK	STL	PTS	AVG
Siena	11/06/2018	*	30:00	10-13	.769	7-9	.778	2-2	1.000	1	1	2	2.0	1	1	1	1	1	29	29.0
vs Wichita St.	11/09/2018	*	28:00	7-10	.700	2-5	.400	3-4	.750	1	1	2	2.0	3	1	3	0	1	19	24.0
Holy Cross	11/13/2018	*	21:00	2-7	.286	1-4	.250	0-0	.000	0	3	3	2.3	1	0	2	1	1	5	17.7
vs South Carolina	11/17/2018	*	20:00	2-7	.286	1-3	.333	5-5	1.000	1	1	2	2.3	1	0	1	0	2	10	15.8
vs Michigan	11/18/2018	*	19:00	2-5	.400	0-2	.000	1-2	.500	2	2	4	2.6	1	0	2	0	0	5	13.6
Iona	11/24/2018	*	31:00	8-12	.667	4-7	.571	0-1	.000	2	1	3	2.7	3	1	1	0	0	20	14.7
Fairleigh Dickinson	11/27/2018	*	29:00	2-6	.333	1-4	.250	2-2	1.000	0	3	3	2.7	3	0	1	0	2	7	13.6
Rhode Island	12/01/2018	*	32:00	5-12	.417	3-6	.500	2-4	.500	0	4	4	2.9	2	0	2	0	1	15	13.8
at Boston College	12/04/2018	*	36:55	8-18	.444	4-9	.444	4-7	.571	1	1	2	2.8	2	3	1	0	2	24	14.9
Massachusetts	12/07/2018	*	30:00	3-8	.375	1-4	.250	1-1	1.000	0	2	2	2.7	0	0	1	1	1	8	14.2
DePaul	01/27/2019		11:00	3-7	.429	3-6	.500	2-3	.667	0	3	3	2.7	0	0	0	0	2	11	13.9
at Seton Hall	01/30/2019		09:30	0-4	.000	0-3	.000	0-0	.000	0	1	1	2.6	0	0	0	0	1	0	12.8
at DePaul	02/02/2019		10:26	2-4	.500	0-2	.000	0-0	.000	0	0	0	2.4	0	0	0	0	0	4	12.1
Georgetown	02/06/2019	*	19:00	1-5	.200	1-5	.200	0-0	.000	0	1	1	2.3	3	0	1	0	0	3	11.4
at St. John's (NY)	02/09/2019		16:31	2-10	.200	2-5	.400	0-0	.000	2	1	3	2.3	1	1	0	0	2	6	11.1
at Villanova	02/13/2019	*	17:30	2-5	.400	2-3	.667	0-0	.000	0	2	2	2.3	1	2	0	0	0	6	10.8
Xavier	02/16/2019	*	24:00	1-6	.167	1-3	.333	2-2	1.000	0	2	2	2.3	0	1	0	0	3	5	10.4
St. John's (NY)	02/20/2019	*	27:00	1-4	.250	1-2	.500	5-5	1.000	0	5	5	2.4	1	1	1	0	1	8	10.3
Marquette	02/23/2019	*	25:00	5-9	.556	3-7	.429	0-0	.000	0	0	0	2.3	3	0	1	0	1	13	10.4
at Butler	02/26/2019	*	30:54	3-11	.273	0-6	.000	1-2	.500	2	2	4	2.4	1	3	1	0	2	7	10.3
at Creighton	03/06/2019	*	21:00	3-9	.333	0-4	.000	0-0	.000	3	3	6	2.6	0	1	3	0	0	6	10.0
Butler	03/09/2019	*	25:00	9-13	.692	6-8	.750	0-0	.000	0	4	4	2.6	0	1	0	0	0	24	10.7
vs Butler	03/13/2019	*	16:15	1-3	.333	1-3	.333	0-0	.000	0	4	4	2.7	2	0	0	0	0	3	10.3
vs Villanova	03/14/2019	*	21:40	2-7	.286	1-4	.250	0-0	.000	2	8	10	3.0	3	0	2	0	1	5	10.1
Arkansas	03/19/2019	*	18:00	1-6	.167	0-4	.000	1-4	.250	1	3	4	3.0	3	0	1	0	0	3	9.8
Totals		**21**	**569:40**	**85-201**	**.423**	**45-118**	**.381**	**31-44**	**.705**	**18**	**58**	**76**	**3.0**	**35**	**16**	**25**	**3**	**24**	**246**	**9.8**

2019-20...

#10 REEVES, A.J.

				Total		3-Pointers		Free throws		Rebounds											
Opponent	Date	GS	MIN	FG-FGA	PCT	3FG-3FGA	PCT	FT-FTA	PCT	OFF	DEF	TOT	AVG	PF	A	T/O	BLK	STL	PTS	AVG
Sacred Heart	11/05/2019	*	22:00	6-10	.600	3-6	.500	0-0	.000	0	3	3	3.0	2	4	0	1	3	15	15.0
NJIT	11/09/2019	*	19:00	1-3	.333	0-2	.000	4-6	.667	0	3	3	3.0	4	3	2	0	1	6	10.5
at Northwestern	11/13/2019	*	14:35	0-5	.000	0-3	.000	0-0	.000	0	0	0	2.0	1	1	3	0	0	0	7.0
Merrimack	11/19/2019	*	19:00	1-2	.500	0-1	.000	4-6	.667	0	3	3	2.3	1	0	1	0	2	6	6.8
Penn	11/23/2019	*	22:00	2-4	.500	0-1	.000	1-2	.500	0	2	2	2.2	1	1	1	1	0	5	6.4
vs Long Beach St.	11/28/2019		11:42	2-6	.333	1-3	.333	0-0	.000	1	0	1	2.0	2	0	2	0	0	5	6.2
vs Col. of Charleston	11/29/2019		17:24	1-5	.200	0-1	.000	0-0	.000	1	2	3	2.1	2	2	1	0	0	2	5.6
vs Pepperdine	12/01/2019		26:38	4-8	.500	2-6	.333	5-6	.833	2	2	4	2.4	2	1	3	0	0	15	6.8
at Rhode Island	12/06/2019		24:00	2-9	.222	0-2	.000	2-4	.500	2	3	5	2.7	2	2	2	0	2	6	6.7
Stony Brook	12/14/2019		14:00	3-11	.273	3-8	.375	0-0	.000	0	2	2	2.6	1	1	1	0	1	9	6.9
vs Florida	12/17/2019		18:16	0-8	.000	0-6	.000	0-0	.000	3	1	4	2.7	4	0	1	0	0	0	6.3
Texas	12/21/2019		22:00	2-6	.333	1-4	.250	0-0	.000	1	1	2	2.7	1	1	1	0	3	5	6.2
Georgetown	12/31/2019		20:00	5-11	.455	3-8	.375	0-1	.000	0	5	5	2.8	0	0	3	0	2	13	6.7
at DePaul	01/04/2020		09:35	0-2	.000	0-2	.000	0-0	.000	0	3	3	2.9	0	1	0	0	0	0	6.2
at Marquette	01/07/2020		30:36	4-7	.571	2-5	.400	0-0	.000	0	3	3	2.9	0	0	1	1	3	10	6.5
Butler	01/10/2020		24:17	1-7	.143	1-4	.250	0-0	.000	1	1	2	2.8	1	1	0	0	2	3	6.3
at Seton Hall	01/22/2020		20:08	2-6	.333	2-6	.333	0-0	.000	1	1	2	2.8	3	1	1	1	2	6	6.2
Villanova	01/25/2020	*	27:11	3-8	.375	1-5	.200	2-3	.667	3	3	6	2.9	0	0	1	0	1	9	6.4
at Butler	02/01/2020	*	23:22	3-7	.429	1-3	.333	1-1	1.000	1	3	4	3.0	2	2	1	0	0	8	6.5
Creighton	02/05/2020	*	26:44	8-13	.615	6-8	.750	0-0	.000	0	3	3	3.0	1	1	1	0	0	22	7.3
at Xavier	02/08/2020	*	24:16	1-3	.333	0-1	.000	0-0	.000	0	3	3	3.0	2	1	1	0	0	2	7.0
at St. John's (NY)	02/12/2020	*	31:12	4-9	.444	2-5	.400	2-2	1.000	1	5	6	3.1	3	1	1	1	0	12	7.2
Seton Hall	02/15/2020	*	27:22	2-8	.250	0-1	.000	0-0	.000	2	1	3	3.1	3	1	2	1	0	4	7.1
at Georgetown	02/19/2020	*	15:09	2-3	.667	2-3	.667	0-0	.000	0	0	0	3.0	1	2	1	0	0	6	7.0
Marquette	02/22/2020	*	22:02	3-6	.500	3-6	.500	2-3	.667	0	4	4	3.0	2	0	1	0	0	11	7.2
at Villanova	02/29/2020	*	15:48	0-4	.000	0-1	.000	0-0	.000	0	1	1	3.0	1	2	0	0	0	0	6.9
Xavier	03/04/2020	*	33:06	3-7	.429	1-2	.500	0-0	.000	2	1	3	3.0	2	2	2	0	1	7	6.9
DePaul	03/07/2020	*	30:31	6-12	.500	4-8	.500	3-5	.600	3	4	7	3.1	4	2	2	0	0	19	7.4
Totals		**16**	**611:54**	**71-190**	**.374**	**38-111**	**.342**	**26-39**	**.667**	**24**	**63**	**87**	**3.1**	**48**	**33**	**36**	**6**	**23**	**206**	**7.4**

2020-21...

#11 REEVES, A.J.

				Total		3-Pointers		Free throws		Rebounds											
Opponent	Date	GS	MIN	FG-FGA	PCT	3FG-3FGA	PCT	FT-FTA	PCT	OFF	DEF	TOT	AVG	PF	A	TO	BLK	STL	PTS	AVG
Fairfield	11/25/2020	*	26:45	5-12	.417	2-7	.286	2-3	.667	0	2	2	2.0	2	2	0	0	2	14	14.0
vs Indiana	11/30/2020	*	27:03	3-8	.375	1-5	.200	1-1	1.000	0	3	3	2.5	4	1	3	0	1	8	11.0
vs Davidson	12/01/2020	*	33:03	0-4	.000	0-3	.000	5-6	.833	0	4	4	3.0	3	0	0	0	1	5	9.0
vs Alabama	12/02/2020	*	19:34	3-8	.375	1-5	.200	3-3	1.000	1	2	3	3.0	0	0	1	0	1	10	9.3
Fairleigh Dickinson	12/05/2020	*	12:12	0-5	.000	0-5	.000	2-4	.500	0	3	3	3.0	0	1	1	0	1	2	7.8
at TCU	12/09/2020	*	24:46	3-7	.429	1-3	.333	0-0	.000	1	3	4	3.2	0	2	1	0	3	7	7.7
at Seton Hall	12/20/2020	*	20:54	2-5	.400	2-4	.500	1-2	.500	1	1	2	3.0	1	0	2	0	0	7	7.6
at Butler	12/23/2020	*	22:33	1-10	.100	0-7	.000	0-0	.000	0	1	1	2.8	0	2	1	0	1	2	6.9
DePaul	12/27/2020	*	40:28	6-13	.462	4-10	.400	6-7	.857	1	4	5	3.0	2	2	0	0	3	22	8.6
Butler	12/30/2020	*	37:04	4-8	.500	4-5	.800	0-0	.000	0	5	5	3.2	2	0	1	0	0	12	8.9
Creighton	01/02/2021	*	35:17	3-10	.300	2-7	.286	2-2	1.000	1	3	4	3.3	0	2	1	0	0	10	9.0
at Xavier	01/10/2021	*	37:27	3-12	.250	3-6	.500	0-0	.000	1	3	4	3.3	1	3	1	0	1	9	9.0
at Marquette	01/12/2021	*	36:11	4-10	.400	3-7	.429	1-1	1.000	0	6	6	3.5	1	1	5	0	1	12	9.2
at Creighton	01/20/2021	*	35:57	1-8	.125	0-4	.000	0-0	.000	1	7	8	3.9	2	3	1	0	0	2	8.7
at Villanova	01/23/2021	*	33:21	1-4	.250	1-4	.250	2-2	1.000	3	2	5	3.9	3	0	1	0	1	5	8.5
Marquette	01/27/2021	*	34:02	2-10	.200	2-8	.250	7-7	1.000	1	3	4	3.9	0	1	0	0	1	13	8.8
at Georgetown	01/30/2021	*	38:03	10-17	.588	6-12	.500	2-2	1.000	2	3	5	4.0	3	5	0	0	0	28	9.9
Seton Hall	02/03/2021	*	35:17	2-5	.400	0-2	.000	0-0	.000	0	2	2	3.9	1	1	0	0	0	4	9.6
St. John's (NY)	02/06/2021	*	38:03	4-10	.400	3-8	.375	2-2	1.000	0	2	2	3.8	2	5	2	0	0	13	9.7
UConn	02/10/2021	*	38:15	3-11	.273	2-5	.400	2-3	.667	3	4	7	4.0	1	6	1	0	0	10	9.8
at DePaul	02/13/2021	*	34:37	5-12	.417	3-7	.429	0-0	.000	1	1	2	3.9	2	1	5	0	1	13	9.9
at UConn	02/16/2021	*	32:58	3-5	.600	2-4	.500	1-1	1.000	0	1	1	3.7	4	1	4	0	2	9	9.9
Xavier	02/24/2021	*	38:00	5-9	.556	3-5	.600	3-4	.750	0	2	2	3.7	2	2	2	0	1	16	10.1
at St. John's (NY)	03/03/2021	*	31:56	3-11	.273	1-9	.111	2-2	1.000	0	3	3	3.6	0	1	2	1	4	9	10.1
Villanova	03/06/2021	*	32:00	1-6	.167	0-4	.000	0-0	.000	0	3	3	3.6	1	2	1	1	1	2	9.8
vs DePaul	03/10/2021	*	20:08	2-4	.500	2-4	.500	0-0	.000	0	3	3	3.6	1	0	2	0	0	6	9.6
Totals		**26**	**815:54**	**79-224**	**.353**	**48-150**	**.320**	**44-52**	**.846**	**17**	**76**	**93**	**3.6**	**38**	**44**	**38**	**2**	**26**	**250**	**9.6**

2021-22...

#11 REEVES, A.J.

				Total		3-Pointers		Free throws		Rebounds											
Opponent	Date	GS	MIN	FG-FGA	PCT	3FG-3FGA	PCT	FT-FTA	PCT	OFF	DEF	TOT	AVG	PF	A	TO	BLK	STL	PTS	AVG
Fairfield	11/09/2021	*	31:10	3-8	.375	1-5	.200	6-7	.857	0	1	1	1.0	2	1	0	0	0	13	13.0
Sacred Heart	11/11/2021	*	20:22	3-7	.429	1-4	.250	0-0	.000	0	0	0	0.5	1	3	1	0	1	7	10.0
at Wisconsin	11/15/2021	*	31:13	3-9	.333	3-8	.375	2-2	1.000	4	4	8	3.0	2	0	0	0	0	11	10.3
New Hampshire	11/18/2021	*	24:06	2-7	.286	1-5	.200	1-3	.333	1	0	1	2.5	2	2	0	2	0	6	9.3
vs Northwestern	11/22/2021		17:16	2-4	.500	2-3	.667	0-0	.000	0	2	2	2.4	1	2	0	0	0	6	8.6
vs Virginia	11/23/2021		07:56	0-3	.000	0-3	.000	0-0	.000	0	1	1	2.2	1	0	0	0	0	0	7.2
Saint Peter's	11/27/2021	*	37:28	3-6	.500	2-4	.500	4-4	1.000	0	1	1	2.0	3	3	3	0	1	12	7.9
Texas Tech	12/01/2021	*	30:55	4-12	.333	3-7	.429	3-5	.600	4	4	8	2.8	1	0	2	1	0	14	8.6
Rhode Island	12/04/2021	*	30:18	3-14	.214	2-8	.250	0-0	.000	1	1	2	2.7	2	3	1	0	1	8	8.6
Vermont	12/07/2021	*	32:56	8-12	.667	6-10	.600	2-2	1.000	0	1	1	2.5	1	4	0	0	1	24	10.1
Central Conn. St.	12/11/2021	*	32:53	7-17	.412	3-9	.333	0-0	.000	0	9	9	3.1	2	7	1	1	0	17	10.7
at UConn	12/18/2021	*	37:36	5-12	.417	4-8	.500	2-2	1.000	0	3	3	3.1	1	1	0	0	1	16	11.2
Seton Hall	12/29/2021	*	32:13	5-11	.455	1-6	.167	0-0	.000	1	5	6	3.3	0	3	0	0	0	11	11.2
at DePaul	01/01/2022	*	08:34	2-4	.500	1-3	.333	0-0	.000	0	1	1	3.1	0	0	0	0	0	5	10.7
Marquette	01/30/2022		18:53	2-9	.222	2-4	.500	0-0	.000	0	1	1	3.0	1	1	2	0	1	6	10.4
at St. John's (NY)	02/01/2022	*	20:49	1-6	.167	1-5	.200	2-2	1.000	1	2	3	3.0	0	1	2	0	1	5	10.1
at Georgetown	02/06/2022	*	18:24	0-5	.000	0-4	.000	0-0	.000	0	0	0	2.8	2	1	3	0	0	0	9.5
DePaul	02/12/2022	*	18:54	0-3	.000	0-3	.000	0-0	.000	0	2	2	2.8	2	0	1	0	1	0	8.9
Villanova	02/15/2022	*	20:12	5-9	.556	2-5	.400	4-5	.800	0	2	2	2.7	4	2	1	0	0	16	9.3
at Butler	02/20/2022	*	31:09	2-10	.200	2-6	.333	2-2	1.000	1	2	3	2.8	3	4	1	0	2	8	9.3
Xavier	02/23/2022	*	29:32	5-10	.500	5-8	.625	1-4	.250	1	5	6	2.9	5	0	0	0	0	16	9.6
Creighton	02/26/2022	*	28:28	8-13	.615	7-10	.700	0-0	.000	0	2	2	2.9	0	2	0	0	0	23	10.2
at Villanova	03/01/2022	*	24:56	5-9	.556	5-9	.556	0-0	.000	2	1	3	2.9	4	2	2	0	0	15	10.4
vs Butler	03/10/2022	*	23:20	1-6	.167	1-4	.250	0-0	.000	0	1	1	2.8	4	3	0	0	0	3	10.1
vs Creighton	03/11/2022	*	22:17	4-12	.333	0-5	.000	0-1	.000	1	3	4	2.8	2	1	1	0	1	8	10.0
Totals		**22**	**631:49**	**83-218**	**.381**	**55-146**	**.377**	**29-39**	**.744**	**17**	**54**	**71**	**2.8**	**46**	**46**	**21**	**4**	**11**	**250**	**10.0**

Jared Bynum

Jared Bynum #4
Junior G 5-10 180 Largo, Md./Georgetown Prep '18/Saint Joseph's

2021-22: Scored eight points and had four assists versus Fairfield (11/9/21)...Scored nine points and dished off four assists versus Sacred Heart (11/11/21)...Registered four points, nine rebounds and seven assists at Wisconsin (11/15/21)...Scored 15 points, grabbed five rebounds and had four assists versus Northwestern (2/22/21)...Returned after missing four games with an injury and scored nine points and grabbed six rebounds at No. 20 UConn (12/18/21)...Scored 14 points and added four assists versus No. 15 Seton Hall (12/29/21)...scored 12 points, added seven assists and three rebounds at DePaul (1/1/22)...Scored 18 points and had three assists versus St. John's (1/8/22)...Scored nine points and dished off eight assists versus Georgetown (1/20/22)...Recorded 10 points and six assists versus Butler (1/23/22)...Scored 16 points and dished off four assists at No. 21 Xavier (1/26/22)...Scored four points and had six assists versus No. 22 Marquette (1/30/22)...Registered 19 points and was 4-5 from three point territory versus St. John's (2/1/22)...Scored a career-high 32 points, shot 11-15 from the field, and 7-8 from three while grabbing five rebounds, and making five steals versus Georgetown (2/6/22)... ***Named BIG EAST Player of the Week (2/7/22)***...Scored a game-high 25 points, grabbed seven rebounds, had six assists and was 4-8 from three-point territory versus DePaul (2/12/22)...***Named BIG EAST Player of the Week (2/14/22)***... Registered 18 points and three assists versus No. 10 Villanova (2/15/22)...Recorded 18 points and five assists at Butler (2/20/22)...Scored 27 points, grabbed six rebounds and added four assists versus Xavier (2/23/22)...Recorded seven points, seven assists and five rebounds versus Creighton (2/26/22)...Scored 19 points, added 10 assists and had six rebounds at No. 11 Villanova (3/1/22)...Scored 16 points versus Butler in BIG EAST Quarterfinals versus Butler (3/10/22)...

2020-21: Scored four points and dished off eight assists in his Friar debut versus Fairfield (11/25/20)...Scored 14 points and added five assists versus Davidson (12/1//20)...Recorded eight assists at TCU (12/9/20)...Scored nine points and had eight assists at Seton Hall (12/20/20)...Scored six points, grabbed four rebounds and had four assists versus DePaul (12/27/20)...Scored 12 points and had six assists versus Butler (12/30/20)...Suffered a lower body injury versus Creighton (1/2/21)...Did not play at Xavier (1/10/21), at Marquette (1/12/21), at Creighton (1/20/21) , at Villanova (1/23/21), versus Marquette (1/27/21), at Georgetown (1/30/21), versus Seton Hall (2/3/21), versus St. John's (2/6/21) and versus UConn (2/10/21) due to an injury...Returned to action at DePaul (2/13/21)...Scored 10 points, grabbed three rebounds and had three assists versus Xavier (2/24/21)...Scored 13 points at St. John's (3/3/21).

2019-20: Sat out the season due to NCAA Transfer Rules.

2018-19: Played in 33 games for St. Joseph's…Scored 14 points and registered two assists versus Old Dominion (11/9/18)…Recorded seven points and five assists against Monmouth (11/12/18)…Scored 11 points, grabbed five rebounds, dished out four assists, and had four steals against Wake Forest (11/15/18)…Scored six points and had four assists versus UCF (11/16/18)…Recorded 16 points and grabbed six rebounds against West Virginia (11/18/18)…Scored 12 points and registered five assists at William & Mary (11/24/18)… Scored 17 points and grabbed four rebounds against UIC (11/18/18)…Scored 23 points and five assists against Temple (12/1/18)…Scored 19 points and had six assists versus Princeton (12/5/18)…Recorded 12 points, four rebounds, and three assists against George Washington (1/6/19)…Scored 14 points and had eight assists against Duquesne (1/12/19)…Registered 12 points, seven rebounds, and nine assists versus Davidson (1/15/19)…Scored 18 points, and had six rebounds and eight assists at Saint Louis (1/18/19)…Scored 12 points and grabbed four rebounds against Richmond (1/23/19)…Recorded 14 points, five rebounds, and seven assists against Pennsylvania (1/26/19)…Scored 20 points, grabbed five rebounds, and dished out six assists against Saint Louis (2/8/19)…Registered 11 points, five rebounds, and four assists against La Salle (3/2/19)…Scored 19 points and had seven assists against URI (3/5/19)…Recorded 16 points, four rebounds, and three assists in an A-10 Tournament game against Duquesne (3/14/19).

HIGH SCHOOL: Attended Georgetown Prep in Washington D.C…Averaged 17.5 points and six assists as a senior…Named Interstate Athletic Conference Player of the Year in 2018… Led the team to IEC regular season and tournament titles…Was All-Metropolitan First-Team and All Conference First-Team in 2018…Averaged 16 points and five assists during his junior year season…Throughout his career he was named to the All-Conference First-Team three times and scored over 1,000 points.

PROFILE:
Name: Jared Bynum
Birthdate: March 16, 1999
Major: Management
Family: Son of Andria and Milton Bynum. Has one sister, Jaida
Favorite Athletes: Chris Paul, Steph Curry, Kyrie Irving
Favorite Teams: Washington Wizards
Favorite Food: Pizza
Biggest Thrill in Sports: Winning
Hobby: Video Games

BYNUM, Jared

				Field Goals		3-Point		F-Throws		Rebounds									Scoring	
SEASON	TEAM	GP-GS	MIN/AVG	FG-FGA	FG%	3FG-3FGA	3FG%	FT-FTA	FT%	OFF	DEF	TOT	AVG	PF-FO	A	TO	BLK	STL	PTS	AVG
2018-19	SJU	33-33	1209/36.6	126-303	.416	35-102	.343	87-126	.690	15	105	120	3.6	52-0	147	63	5	44	374	11.3
2020-21	PROV	17-11	457/26.9	35-112	.313	5-42	.119	23-34	.676	4	29	33	1.9	30-0	62	21	1	17	98	5.8
2021-22	PROV	26-10	728/28.0	109-256	.426	40-96	.417	73-98	.745	6	74	80	3.1	40-0	110	56	5	28	331	12.7
TOTAL FOR PROV		**43-21**	**1186/27.6**	**144-368**	**.391**	**45-138**	**.326**	**96-132**	**.727**	**10**	**103**	**113**	**2.6**	**70-0**	**172**	**77**	**6**	**45**	**429**	**10.0**
TOTAL		**76-54**	**2395/31.5**	**270-671**	**.402**	**80-240**	**.333**	**183-258**	**.709**	**25**	**208**	**233**	**3.1**	**122-0**	**319**	**140**	**11**	**89**	**803**	**10.6**

Single Game Highs

Statistic	Value	
Points	32	at Georgetown 02/06/22
Rebounds	9	at Villanova 12/08/18, at Wisconsin 11/15/21
Assists	10	at Villanova 03/01/22
Steals	5	at Georgetown 02/06/22
Blocks	2	at Villanova 03/01/22, vs Virginia 11/23/21
FG Made	11	at Georgetown 02/06/22
FG Attempts	21	vs Xavier 02/23/22
3FG Made	7	at Georgetown 02/06/22
3FG Attempts	10	vs Xavier 02/23/22
FT Made	9	vs UIC 11/28/18, vs Duquesne 03/14/19, vs Butler 03/10/22
FT Attempts	12	vs Butler 03/10/22

2018-19...

#3 BYNUM, Jared

				Total		3-Pointers		Free throws		Rebounds											
Opponent	Date	GS	MIN	FG-FGA	PCT	3FG-3FGA	PCT	FT-FTA	PCT	OFF	DEF	TOT	AVG	PF	A	T/O	BLK	STL	PTS	AVG
Old Dominion	11/09/2018	*	31:07	5-8	.625	2-2	1.000	2-3	.667	0	2	2	2.0	2	2	2	0	0	14	14.0
Monmouth	11/12/2018	*	36:31	3-11	.273	1-4	.250	0-0	.000	1	0	1	1.5	2	5	1	1	2	7	10.5
vs Wake Forest	11/15/2018	*	31:53	5-7	.714	1-2	.500	0-0	.000	0	5	5	2.7	1	4	0	0	4	11	10.7
vs UCF	11/16/2018	*	33:48	3-8	.375	0-2	.000	0-0	.000	0	2	2	2.5	0	4	0	0	1	6	9.5
vs West Virginia	11/18/2018	*	37:07	4-12	.333	4-6	.667	4-10	.400	1	5	6	3.2	3	2	0	0	3	16	10.8
at William & Mary	11/24/2018	*	35:56	4-7	.571	2-3	.667	2-2	1.000	0	3	3	3.2	1	5	1	0	3	12	11.0
UIC	11/28/2018	*	34:30	4-7	.571	0-2	.000	9-9	1.000	0	4	4	3.3	2	2	0	0	0	17	11.9
Temple	12/01/2018	*	33:08	7-9	.778	2-3	.667	7-8	.875	0	3	3	3.3	2	5	2	0	1	23	13.3
at Princeton	12/05/2018	*	39:00	7-13	.538	3-6	.500	2-2	1.000	0	1	1	3.0	1	6	2	0	2	19	13.9
at Villanova	12/08/2018	*	35:09	3-11	.273	0-2	.000	3-3	1.000	1	8	9	3.6	2	4	3	0	0	9	13.4
Loyola Chicago	12/22/2018	*	30:24	2-7	.286	1-4	.250	0-0	.000	0	1	1	3.4	1	1	2	1	1	5	12.6
Wagner	12/29/2018	*	36:00	4-11	.364	0-4	.000	0-1	.000	0	3	3	3.3	0	4	1	0	0	8	12.3
George Mason	01/03/2019	*	32:20	2-5	.400	0-2	.000	5-6	.833	1	4	5	3.5	1	3	2	0	0	9	12.0
George Washington	01/06/2019	*	37:23	5-12	.417	1-4	.250	1-2	.500	1	3	4	3.5	2	3	1	0	3	12	12.0
at St. Bonaventure	01/09/2019	*	34:01	1-7	.143	0-2	.000	3-4	.750	0	3	3	3.5	2	2	3	0	1	5	11.5
at Duquesne	01/12/2019	*	36:00	4-10	.400	1-2	.500	5-7	.714	0	3	3	3.4	3	8	1	1	1	14	11.7
Davidson	01/15/2019	*	40:00	4-9	.444	1-3	.333	3-5	.600	2	5	7	3.6	1	9	3	0	1	12	11.7
at Saint Louis	01/18/2019	*	40:00	5-15	.333	2-5	.400	6-8	.750	1	5	6	3.8	2	8	3	0	3	18	12.1
Richmond	01/23/2019	*	40:00	4-9	.444	1-3	.333	3-4	.750	0	0	0	3.6	2	4	3	0	0	12	12.1
Penn	01/26/2019	*	40:00	5-14	.357	1-3	.333	3-6	.500	1	4	5	3.7	3	7	4	0	0	14	12.2
at Dayton	01/29/2019	*	40:00	2-10	.200	1-5	.200	0-1	.000	0	5	5	3.7	1	5	4	0	0	5	11.8
Massachusetts	02/02/2019	*	40:00	3-8	.375	0-1	.000	4-6	.667	1	4	5	3.8	1	4	5	1	2	10	11.7
at La Salle	02/05/2019	*	40:00	1-9	.111	0-1	.000	2-4	.500	0	3	3	3.7	1	5	3	0	1	4	11.4
Saint Louis	02/08/2019	*	39:03	8-13	.615	3-6	.500	1-3	.333	0	5	5	3.8	2	6	1	0	1	20	11.8
St. Bonaventure	02/12/2019	*	38:21	2-11	.182	1-5	.200	0-0	.000	0	0	0	3.6	0	3	1	0	1	5	11.5
at Davidson	02/15/2019	*	40:00	2-5	.400	1-2	.500	1-3	.333	0	4	4	3.7	2	8	0	0	1	6	11.3
at Massachusetts	02/23/2019	*	29:00	5-6	.833	1-2	.500	1-2	.500	0	1	1	3.6	3	5	2	0	2	12	11.3
at Fordham	02/27/2019	*	37:16	2-9	.222	0-5	.000	2-3	.667	3	3	6	3.6	2	2	1	0	2	6	11.1
La Salle	03/02/2019	*	40:00	3-6	.500	0-0	.000	5-10	.500	1	4	5	3.7	3	4	2	0	4	11	11.1
Rhode Island	03/05/2019	*	41:56	6-9	.667	3-4	.750	4-4	1.000	0	2	2	3.6	1	7	1	0	0	19	11.4
at VCU	03/08/2019	*	36:58	5-8	.625	0-1	.000	0-0	.000	0	3	3	3.6	1	5	5	1	2	10	11.3
vs Duquesne	03/14/2019	*	36:00	3-8	.375	1-5	.200	9-10	.900	0	4	4	3.6	1	3	1	0	0	16	11.5
vs Davidson	03/15/2019	*	36:00	3-9	.333	1-1	1.000	0-0	.000	1	3	4	3.6	1	2	3	0	2	7	11.3
Totals		**33**	**1208:51**	**126-303**	**.416**	**35-102**	**.343**	**87-126**	**.690**	**15**	**105**	**120**	**3.6**	**52**	**147**	**63**	**5**	**44**	**374**	**11.3**

2020-21...

#4 BYNUM, Jared

				Total		3-Pointers		Free throws		Rebounds										
Opponent	Date	GS	MIN	FG-FGA	PCT	3FG-3FGA	PCT	FT-FTA	PCT	OFF	DEF	TOT	AVG	PF	A	TO	BLK	STL	PTS	AVG
Fairfield	11/25/2020	*	24:04	0-4	.000	0-1	.000	4-4	1.000	0	0	0	0.0	4	8	0	0	2	4	4.0
vs Indiana	11/30/2020	*	34:08	3-8	.375	0-4	.000	3-4	.750	1	1	2	1.0	2	1	1	0	0	9	6.5
vs Davidson	12/01/2020	*	36:15	5-8	.625	0-2	.000	4-6	.667	0	1	1	1.0	1	5	0	0	1	14	9.0
vs Alabama	12/02/2020	*	26:17	0-7	.000	0-4	.000	0-1	.000	0	1	1	1.0	3	4	1	0	0	0	6.8
Fairleigh Dickinson	12/05/2020	*	28:56	1-4	.250	0-3	.000	1-1	1.000	0	3	3	1.4	1	0	2	1	2	3	6.0
at TCU	12/09/2020	*	23:54	1-6	.167	0-3	.000	0-0	.000	0	1	1	1.3	3	8	1	0	1	2	5.3
at Seton Hall	12/20/2020	*	42:46	4-14	.286	1-3	.333	0-0	.000	1	2	3	1.6	2	8	2	0	2	9	5.9
at Butler	12/23/2020	*	30:53	2-5	.400	1-3	.333	0-1	.000	0	3	3	1.8	3	3	2	0	0	5	5.8
DePaul	12/27/2020	*	35:58	2-8	.250	0-3	.000	2-6	.333	0	4	4	2.0	1	4	3	0	3	6	5.8
Butler	12/30/2020	*	36:31	3-8	.375	0-2	.000	6-6	1.000	0	0	0	1.8	2	6	1	0	1	12	6.4
Creighton	01/02/2021	*	09:12	0-1	.000	0-0	.000	0-0	.000	0	1	1	1.7	1	2	0	0	1	0	5.8
at DePaul	02/13/2021		06:44	0-2	.000	0-0	.000	0-0	.000	0	1	1	1.7	0	1	1	0	0	0	5.3
at UConn	02/16/2021		14:17	2-2	1.000	0-0	.000	0-1	.000	0	1	1	1.6	1	2	1	0	0	4	5.2
Xavier	02/24/2021		21:22	3-5	.600	2-4	.500	2-2	1.000	0	3	3	1.7	2	3	2	0	0	10	5.6
at St. John's (NY)	03/03/2021		28:14	6-13	.462	1-4	.250	0-0	.000	1	1	2	1.7	2	3	0	0	1	13	6.1
Villanova	03/06/2021		29:08	1-8	.125	0-3	.000	0-0	.000	0	1	1	1.7	1	1	1	0	1	2	5.8
vs DePaul	03/10/2021		28:48	2-9	.222	0-3	.000	1-2	.500	1	5	6	1.9	1	3	3	0	2	5	5.8
Totals		**11**	**457:26**	**35-112**	**.313**	**5-42**	**.119**	**23-34**	**.676**	**4**	**29**	**33**	**1.9**	**30**	**62**	**21**	**1**	**17**	**98**	**5.8**

2021-22...

#4 BYNUM, Jared

				Total		3-Pointers		Free throws		Rebounds										
Opponent	Date	GS	MIN	FG-FGA	PCT	3FG-3FGA	PCT	FT-FTA	PCT	OFF	DEF	TOT	AVG	PF	A	TO	BLK	STL	PTS	AVG
Fairfield	11/09/2021	*	25:00	2-4	.500	0-1	.000	4-6	.667	0	2	2	2.0	0	4	2	0	2	8	8.0
Sacred Heart	11/11/2021	*	20:02	2-5	.400	1-2	.500	4-5	.800	1	0	1	1.5	1	4	0	1	1	9	8.5
at Wisconsin	11/15/2021	*	27:30	1-10	.100	0-4	.000	2-3	.667	1	8	9	4.0	2	7	5	0	1	4	7.0
New Hampshire	11/18/2021	*	18:06	1-3	.333	1-2	.500	0-0	.000	0	0	0	3.0	0	1	0	0	0	3	6.0
vs Northwestern	11/22/2021	*	24:28	5-9	.556	3-5	.600	2-2	1.000	0	5	5	3.4	3	4	2	0	1	15	7.8
vs Virginia	11/23/2021	*	18:58	0-4	.000	0-2	.000	2-2	1.000	0	0	0	2.8	1	3	2	2	2	2	6.8
Saint Peter's	11/27/2021	*	06:55	1-2	.500	1-2	.500	0-0	.000	0	1	1	2.6	2	3	0	0	0	3	6.3
at UConn	12/18/2021		26:22	4-9	.444	1-3	.333	0-0	.000	0	6	6	3.0	0	1	0	0	2	9	6.6
Seton Hall	12/29/2021		28:34	6-11	.545	0-0	.000	2-2	1.000	0	3	3	3.0	1	4	3	0	1	14	7.4
at DePaul	01/01/2022		29:22	4-9	.444	1-2	.500	3-4	.750	1	2	3	3.0	1	7	1	0	2	12	7.9
at Marquette	01/04/2022	*	25:05	3-9	.333	2-5	.400	1-3	.333	0	0	0	2.7	0	3	3	0	0	9	8.0
St. John's (NY)	01/08/2022		31:58	5-12	.417	0-3	.000	8-9	.889	0	1	1	2.6	3	3	4	0	1	18	8.8
Georgetown	01/20/2022		28:23	4-8	.500	1-3	.333	0-0	.000	1	1	2	2.5	2	8	4	0	0	9	8.8
Butler	01/23/2022		29:14	4-10	.400	2-3	.667	0-0	.000	0	1	1	2.4	2	6	2	0	1	10	8.9
at Xavier	01/26/2022		26:30	6-12	.500	1-2	.500	3-4	.750	0	2	2	2.4	3	4	2	0	1	16	9.4
Marquette	01/30/2022		28:43	2-8	.250	0-3	.000	0-0	.000	0	1	1	2.3	1	6	1	0	1	4	9.1
at St. John's (NY)	02/01/2022		29:03	5-8	.625	4-5	.800	5-5	1.000	0	2	2	2.3	2	4	3	0	1	19	9.6
at Georgetown	02/06/2022		31:25	11-15	.733	7-8	.875	3-3	1.000	0	5	5	2.4	2	2	4	0	5	32	10.9
DePaul	02/12/2022		36:57	8-15	.533	4-8	.500	5-7	.714	1	6	7	2.7	2	6	3	0	1	25	11.6
Villanova	02/15/2022		32:39	7-13	.538	2-5	.400	2-5	.400	0	2	2	2.7	2	3	4	0	2	18	12.0
at Butler	02/20/2022	*	44:32	5-16	.313	2-5	.400	6-11	.545	1	1	2	2.6	2	5	1	0	0	18	12.2
Xavier	02/23/2022		43:16	10-21	.476	5-10	.500	2-4	.500	0	6	6	2.8	1	4	2	0	1	27	12.9
Creighton	02/26/2022		26:41	2-8	.250	0-2	.000	3-3	1.000	0	5	5	2.9	3	7	2	0	0	7	12.7
at Villanova	03/01/2022	*	38:48	6-16	.375	1-4	.250	6-6	1.000	0	6	6	3.0	1	10	4	2	1	19	12.9
vs Butler	03/10/2022		23:19	3-7	.429	1-3	.333	9-12	.750	0	3	3	3.0	3	1	2	0	0	16	13.0
vs Creighton	03/11/2022		26:37	2-12	.167	0-4	.000	1-2	.500	0	5	5	3.1	0	0	0	0	1	5	12.7
Totals		**10**	**728:27**	**109-256**	**.426**	**40-96**	**.417**	**73-98**	**.745**	**6**	**74**	**80**	**3.1**	**40**	**110**	**56**	**5**	**28**	**331**	**12.7**

Brycen Goodine

Brycen Goodine #12
Junior G 6-4 190 New Bedford, Mass./St. Andrew's School '19/Syracuse

2021-22: Scored seven points and had three steals versus Sacred Heart (11/11/21)...Registered 12 points as he shot 4-5 from three versus Northwestern (2/22/21)...Scored five points and recorded two rebounds versus Creighton in the BIG EAST Semifinals (3/11/22)...

2020-21: Scored four points and made three steals in his Friar debut versus Fairfield (11/25/20)...Scored nine points as he shot 3-4 from three-point territory versus Seton Hall (2/3/21)...Scored eight points and grabbed five rebounds versus DePaul in the BIG EAST Tournament (3/10/21).

2019-20: Played in 23 games for Syracuse University, averaged 1.9 points and 1.0 rebounds per game...Played eight minutes off the bench against Virginia (11/6/19)... Tallied his first Syracuse points versus Colgate (11/13/19)...Dished out three assists in 13 minutes Seattle (11/16/19)... Scored a season-high six points versus Bucknell (11/23/19)...Tallied five points in five minutes versus Boston College (1/15/20)...Hit the game-winning shot in a win over Wake Forest (2/8/20)...Dished out a season-high four assists during at Pittsburgh (2/26/20)...Scored five points at Boston College (3/3/20).

HIGH SCHOOL: Attended St. Andrews School in Barrington, R.I., where he was coached by Mike Hart...Named Tournament MVP as St. Andrew's, the team posted a 25-8 mark, won the NEPSAC Class AA title...Earned 2019 NEPSAC Class AA Player of the Year...Averaged 21.5 ppg, 6.5 rpg and 5.5 apg in 2019...Named 2018 Gatorade Player of the Year for Rhode Island after leading St. Andrew's to the championship game of the NEPSAC Class AA...Averaged 21.1 ppg, 6.5 rpg, 5.0 apg and 2.4 spg in 2018...Was a member of the 2016 MIAA Division III State Championship team at Bishop Stang...Helped the team post a 19-3 record...Ranked No. 77 overall and the No. 13 shooting guard according to ESPN.com in 2019...Ranked 92 overall and No. 21 shooting guard by Rivals.com and No. 97 overall and No. 15 shooting guard according to 247Sports.com in 2019.

PROFILE:
Name: Brycen Goodine
Birthdate: September 29, 1999
Major: Undeclared
Family: Son of Tiffany Rodrigues and Jonathan DePina. Has one sister, Olivia, and three brothers, Jayden, Elijah and Caleb.
Favorite Athletes: Kevin Garnett, David Ortiz
Favorite Team: Boston Celtics
Favorite Food: Pizza
Hobby: Making music.
Biggest Thrill in Sports: Hitting the game-winning shot versus Wake Forest.

GOODINE, Brycen

				Field Goals		3-Point		F-Throws		Rebounds									Scoring	
SEASON	TEAM	GP-GS	MIN/AVG	FG-FGA	FG%	3FG-3FGA	3FG%	FT-FTA	FT%	OFF	DEF	TOT	AVG	PF-FO	A	TO	BLK	STL	PTS	AVG
2019-20	Syr	23-0	204/8.9	15-50	.300	3-23	.130	11-14	.786	6	18	24	1.0	17-0	16	17	2	11	44	1.9
2020-21	PROV	16-0	136/8.5	8-28	.286	5-18	.278	5-9	.556	6	11	17	1.1	14-0	8	11	4	8	26	1.6
2021-22	PROV	19-0	123/6.5	10-31	.323	8-25	.320	12-13	.923	2	11	13	0.7	18-0	2	6	1	7	40	2.1
TOTAL FOR PROV		**35-0**	**259/7.4**	**18-59**	**.305**	**13-43**	**.302**	**17-22**	**.773**	**8**	**22**	**30**	**0.9**	**32-0**	**10**	**17**	**5**	**15**	**66**	**1.9**
TOTAL		**58-0**	**463/8.0**	**33-109**	**.303**	**16-66**	**.242**	**28-36**	**.778**	**14**	**40**	**54**	**0.9**	**49-0**	**26**	**34**	**7**	**26**	**110**	**1.9**

Single Game Highs

Statistic	Value	
Points	12	vs Northwestern 11/22/21
Rebounds	5	vs DePaul 03/10/21
Assists	4	at Pittsburgh 02/26/20
Steals	3	vs Bucknell 11/23/19, vs Fairfield 11/25/20, vs Sacred Heart 11/11/21
Blocks	3	vs Seton Hall 02/03/21
FG Made	4	vs Northwestern 11/22/21
FG Attempts	9	vs Seton Hall 02/03/21
3FG Made	4	vs Northwestern 11/22/21
3FG Attempts	5	vs Northwestern 11/22/21, vs Virginia 11/23/21
FT Made	4	vs Sacred Heart 11/11/21
FT Attempts	6	vs DePaul 03/10/21

Goodine Game By Game

2019-20...

#0 GOODINE, Brycen

				Total		3-Pointers		Free throws		Rebounds											
Opponent	Date	GS	MIN	FG-FGA	PCT	3FG-3FGA	PCT	FT-FTA	PCT	OFF	DEF	TOT	AVG	PF	A	T/O	BLK	STL	PTS	AVG
Virginia	11/06/2019		08:03	0-2	.000	0-2	.000	0-0	.000	0	0	0	0.0	0	0	0	0	0	0	0.0
Colgate	11/13/2019		16:07	1-1	1.000	0-0	.000	0-0	.000	0	2	2	1.0	0	2	0	0	0	2	1.0
Seattle U	11/16/2019		13:48	0-2	.000	0-0	.000	0-0	.000	0	2	2	1.3	2	3	3	0	1	0	0.7
Cornell	11/20/2019		07:05	1-1	1.000	0-0	.000	1-2	.500	0	0	0	1.0	0	1	1	0	0	3	1.3
Bucknell	11/23/2019		20:38	3-7	.429	0-2	.000	0-0	.000	0	2	2	1.2	3	1	3	1	3	6	2.2
vs Oklahoma St.	11/27/2019		11:26	1-4	.250	0-3	.000	1-2	.500	0	2	2	1.3	0	0	1	0	1	3	2.3
vs Penn St.	11/29/2019		08:58	0-2	.000	0-1	.000	0-0	.000	0	0	0	1.1	2	0	2	0	1	0	2.0
Iowa	12/03/2019		14:22	0-2	.000	0-2	.000	0-0	.000	0	0	0	1.0	1	1	2	0	0	0	1.8
at Georgia Tech	12/07/2019		04:27	0-0	.000	0-0	.000	3-4	.750	0	0	0	0.9	0	0	0	0	1	3	1.9
Niagara	12/28/2019		10:55	0-4	.000	0-3	.000	2-2	1.000	0	2	2	1.0	0	0	1	0	1	2	1.9
Boston College	01/15/2020		05:01	2-2	1.000	0-0	.000	1-1	1.000	0	1	1	1.0	1	0	1	0	0	5	2.2
at Notre Dame	01/22/2020		03:34	1-1	1.000	1-1	1.000	0-0	.000	2	0	2	1.1	0	0	0	0	0	3	2.3
Pittsburgh	01/25/2020		05:38	0-1	.000	0-1	.000	0-0	.000	0	1	1	1.1	0	1	0	0	1	0	2.1
Wake Forest	02/08/2020		05:42	1-2	.500	0-1	.000	0-0	.000	1	1	2	1.1	1	0	0	0	0	2	2.1
NC State	02/11/2020		03:59	0-1	.000	0-0	.000	0-0	.000	2	1	3	1.3	1	0	0	0	0	0	1.9
at Florida St.	02/15/2020		07:08	0-1	.000	0-0	.000	0-0	.000	0	0	0	1.2	3	0	0	0	0	0	1.8
at Louisville	02/19/2020		10:23	1-3	.333	1-3	.333	0-0	.000	0	2	2	1.2	1	1	2	0	0	3	1.9
Georgia Tech	02/22/2020		04:53	0-1	.000	0-0	.000	0-0	.000	0	0	0	1.2	1	0	0	0	0	0	1.8
at Pittsburgh	02/26/2020		18:33	2-6	.333	1-3	.333	0-0	.000	0	1	1	1.2	0	4	0	1	0	5	1.9
North Carolina	02/29/2020		06:49	0-2	.000	0-1	.000	0-0	.000	0	0	0	1.1	0	1	0	0	0	0	1.9
at Boston College	03/03/2020		10:40	1-3	.333	0-0	.000	3-3	1.000	1	1	2	1.1	0	1	1	0	1	5	2.0
at Miami (FL)	03/07/2020		01:14	0-0	.000	0-0	.000	0-0	.000	0	0	0	1.1	0	0	0	0	0	0	1.9
vs North Carolina	03/11/2020		04:20	1-2	.500	0-0	.000	0-0	.000	0	0	0	1.0	1	0	0	0	1	2	1.9
Totals		**0**	**203:43**	**15-50**	**.300**	**3-23**	**.130**	**11-14**	**.786**	**6**	**18**	**24**	**1.0**	**17**	**16**	**17**	**2**	**11**	**44**	**1.9**

2020-21...

#10 BREED, Alyn

				Total		3-Pointers		Free throws		Rebounds											
Opponent	Date	GS	MIN	FG-FGA	PCT	3FG-3FGA	PCT	FT-FTA	PCT	OFF	DEF	TOT	AVG	PF	A	TO	BLK	STL	PTS	AVG
Fairfield	11/25/2020		12:09	0-2	.000	0-0	.000	0-0	.000	1	1	2	2.0	3	0	0	0	0	0	0.0
vs Indiana	11/30/2020		08:13	0-0	.000	0-0	.000	0-0	.000	0	1	1	1.5	0	0	0	1	0	0	0.0
vs Alabama	12/02/2020		12:45	4-5	.800	1-1	1.000	0-0	.000	0	3	3	2.0	2	0	1	0	1	9	3.0
Fairleigh Dickinson	12/05/2020		15:06	3-4	.750	0-0	.000	2-3	.667	0	1	1	1.8	1	0	0	1	0	8	4.3
at TCU	12/09/2020		13:04	0-0	.000	0-0	.000	0-0	.000	0	0	0	1.4	1	1	0	0	0	0	3.4
at Butler	12/23/2020		08:07	1-2	.500	1-2	.500	0-0	.000	0	0	0	1.2	1	0	1	0	0	3	3.3
DePaul	12/27/2020		06:12	1-2	.500	0-0	.000	0-0	.000	0	0	0	1.0	0	0	1	0	1	2	3.1
Creighton	01/02/2021		08:36	0-0	.000	0-0	.000	0-0	.000	0	2	2	1.1	0	0	1	0	1	0	2.8
at Xavier	01/10/2021	*	21:48	1-2	.500	0-1	.000	0-0	.000	0	1	1	1.1	1	0	2	0	1	2	2.7
at Marquette	01/12/2021	*	14:53	0-4	.000	0-2	.000	0-0	.000	0	1	1	1.1	2	0	0	0	1	0	2.4
at Creighton	01/20/2021	*	33:49	4-5	.800	2-2	1.000	5-8	.625	0	6	6	1.5	4	3	1	0	0	15	3.5
at Villanova	01/23/2021	*	39:06	5-9	.556	2-3	.667	6-7	.857	2	9	11	2.3	3	4	1	0	0	18	4.8
Marquette	01/27/2021	*	42:29	2-9	.222	1-4	.250	3-6	.500	0	6	6	2.6	1	0	1	0	1	8	5.0
at Georgetown	01/30/2021	*	35:36	4-7	.571	0-1	.000	2-3	.667	0	5	5	2.8	1	5	3	0	0	10	5.4
Seton Hall	02/03/2021	*	12:28	0-3	.000	0-2	.000	0-0	.000	0	0	0	2.6	3	0	1	0	0	0	5.0
St. John's (NY)	02/06/2021	*	21:47	3-10	.300	1-5	.200	2-2	1.000	0	0	0	2.4	4	1	1	0	1	9	5.3
UConn	02/10/2021	*	33:41	2-5	.400	0-2	.000	3-4	.750	0	4	4	2.5	1	1	1	0	2	7	5.4
at DePaul	02/13/2021	*	33:51	4-8	.500	1-4	.250	0-0	.000	0	1	1	2.4	0	1	1	0	1	9	5.6
at UConn	02/16/2021	*	28:59	5-11	.455	0-2	.000	4-4	1.000	0	3	3	2.5	2	0	1	0	0	14	6.0
Xavier	02/24/2021	*	15:26	0-2	.000	0-1	.000	0-0	.000	0	1	1	2.4	2	3	1	0	0	0	5.7
at St. John's (NY)	03/03/2021	*	10:02	0-4	.000	0-1	.000	0-0	.000	0	1	1	2.3	1	1	1	0	0	0	5.4
Villanova	03/06/2021		05:47	0-1	.000	0-0	.000	0-0	.000	0	0	0	2.2	1	0	0	0	0	0	5.2
vs DePaul	03/10/2021		03:54	0-1	.000	0-1	.000	0-0	.000	0	0	0	2.1	1	0	1	0	0	0	5.0
Totals		**13**	**437:49**	**39-96**	**.406**	**9-34**	**.265**	**27-37**	**.730**	**3**	**46**	**49**	**2.1**	**35**	**20**	**20**	**2**	**10**	**114**	**5.0**

2021-22...

#12 GOODINE, Brycen

				Total		3-Pointers		Free throws		Rebounds											
Opponent	Date	GS	MIN	FG-FGA	PCT	3FG-3FGA	PCT	FT-FTA	PCT	OFF	DEF	TOT	AVG	PF	A	TO	BLK	STL	PTS	AVG
Fairfield	11/09/2021		02:42	0-1	.000	0-0	.000	0-0	.000	0	0	0	0.0	0	0	0	0	0	0	0.0
Sacred Heart	11/11/2021		13:16	1-1	1.000	1-1	1.000	4-4	1.000	0	0	0	0.0	4	1	1	0	3	7	3.5
at Wisconsin	11/15/2021		03:44	0-0	.000	0-0	.000	0-0	.000	0	0	0	0.0	0	0	0	0	0	0	2.3
New Hampshire	11/18/2021		05:14	0-0	.000	0-0	.000	0-0	.000	0	1	1	0.3	0	0	0	0	1	0	1.8
vs Northwestern	11/22/2021		10:58	4-5	.800	4-5	.800	0-0	.000	0	2	2	0.6	0	0	0	0	0	12	3.8
vs Virginia	11/23/2021		19:24	1-7	.143	1-5	.200	2-3	.667	0	3	3	1.0	2	0	0	0	1	5	4.0
Texas Tech	12/01/2021		03:38	0-1	.000	0-1	.000	0-0	.000	0	1	1	1.0	3	0	0	0	0	0	3.4
Rhode Island	12/04/2021		03:28	0-1	.000	0-1	.000	0-0	.000	0	1	1	1.0	1	0	1	0	0	0	3.0
Vermont	12/07/2021		08:16	0-1	.000	0-1	.000	0-0	.000	0	0	0	0.9	2	0	0	1	0	0	2.7
Central Conn. St.	12/11/2021		17:21	1-4	.250	0-3	.000	0-0	.000	0	3	3	1.1	1	1	0	0	0	2	2.6
at DePaul	01/01/2022		01:09	0-0	.000	0-0	.000	2-2	1.000	0	0	0	1.0	0	0	0	0	0	2	2.5
at Marquette	01/04/2022		09:04	1-3	.333	0-1	.000	0-0	.000	0	0	0	0.9	0	0	1	0	0	2	2.5
Georgetown	01/20/2022		03:49	0-1	.000	0-1	.000	2-2	1.000	0	0	0	0.8	1	0	1	0	1	2	2.5
DePaul	02/12/2022		04:04	1-2	.500	1-2	.500	0-0	.000	0	0	0	0.8	1	0	0	0	0	3	2.5
at Butler	02/20/2022		03:23	0-1	.000	0-1	.000	0-0	.000	0	0	0	0.7	0	0	1	0	0	0	2.3
Creighton	02/26/2022		01:28	0-0	.000	0-0	.000	0-0	.000	0	0	0	0.7	0	0	0	0	0	0	2.2
at Villanova	03/01/2022		03:36	0-1	.000	0-1	.000	0-0	.000	0	0	0	0.6	1	0	1	0	1	0	2.1
vs Butler	03/10/2022		00:23	0-0	.000	0-0	.000	0-0	.000	0	0	0	0.6	0	0	0	0	0	0	1.9
vs Creighton	03/11/2022		08:12	1-2	.500	1-2	.500	2-2	1.000	2	0	2	0.7	2	0	0	0	0	5	2.1

Alyn Breed

Alyn Breed #10
Freshman **G** **6-3** **190** **Powder Springs, Ga./McEachern High School'19**

2021-22: Scored 15 points and had three assists versus Sacred Heart (11/11/21)...Recorded six points and two rebounds at Wisconsin (11/15/21)...Recorded six points and four rebounds versus New Hampshire (11/18/21)...Scored seven points versus Texas Tech (12/1/21)...Scored eight points versus Vermont (12/7/21)...Scored nine points and was 6-6 from the free-throw line versus Georgetown (1/20/22)...Scored seven points and was 5-6 from the free-throw line versus Xavier (2/23/22)...Scored seven points verus Creighton in the BIG EAST Semifinals (3/11/22)...

2020-21: Grabbed two rebounds in his Friar debut versus Fairfield (11/25/20)...Scored nine points and was 4-5 from the field versus Alabama (12/2/20)...Scored eight points versus Fairleigh Dickinson (12/5/20)...Scored 15 points, grabbed six rebounds and had three assists at No. 11 Creighton (1/20/21)...Scored a game-high 18 points and grabbed 11 rebounds at No. 3 Villanova (2/23/21)...Scored eight points and grabbed six rebounds versus Marquette (1/27/21)...Scored 10 points, grabbed five rebounds and dished off five assists at Georgetown (1/20/21)...Scored nine points versus St. John's (2/6/21)...Scored seven points and grabbed four rebounds versus UConn (2/10/21)...Scored nine points at DePaul (2/13/21)...Scored 14 points at UConn (2/16/21).

HIGH SCHOOL: Completed a post-graduate year IMG Academy in Bradenton, Fla., in 2019-20...Averaged 16.0 points, 4.7 rebounds, 3.5 assists and 1.5 steals per game at IMG...Shot 82 percent from the free-throw line and 60 percent from the field at IMG...Attended McEachern High School in Powder Springs, Ga., for four years 2016-19...Averaged 14.0 points, 6.0 rebounds and 4.0 assists in 2019...Helped lead McEachern to a 32-0 mark with wins over eight nationally ranked high schools and a No. 1 national ranking...Captured the 2019 Georgia Class 7A State Championship...Helped team win tournament titles at City of Palms Classic, the Bass Pro Shops Tournament of Champions and the Hoophall Classic..Played for the AOT Running Rebels for seven years...Averaged 13.0 points, 3.0 rebounds and 3.5 assists in the EYBL in 2019.

PROFILE:
Name: Alyn Breed
Birthdate: July 7, 2001
Major: Undeclared
Family: Son of Sharon Chambliss-Breed and Al Breed.
Favorite Athlete: Allen Iverson
Favorite Food: Pasta
Favorite Movie: Like Mike
Hobbies: Video games and music
Biggest Thrill in Sports: Playing hard and having fun.

BREED, Alyn

				Field Goals		3-Point		F-Throws		Rebounds									Scoring	
SEASON	TEAM	GP-GS	MIN/AVG	FG-FGA	FG%	3FG-3FGA	3FG%	FT-FTA	FT%	OFF	DEF	TOT	AVG	PF-FO	A	TO	BLK	STL	PTS	AVG
2020-21	PROV	23-13	438/19.0	39-96	.406	9-34	.265	27-37	.730	3	46	49	2.1	35-0	20	20	2	10	114	5.0
2021-22	PROV	30-8	404/13.5	27-97	.278	8-39	.205	37-45	.822	8	31	39	1.3	47-0	26	29	1	16	99	3.3
TOTAL		**53-21**	**842/15.9**	**66-193**	**.342**	**17-73**	**.233**	**64-82**	**.780**	**11**	**77**	**88**	**1.7**	**82-0**	**46**	**49**	**3**	**26**	**213**	**4.0**

Single Game Highs

Statistic	Value	
Points	18	at Villanova 01/23/21
Rebounds	11	at Villanova 01/23/21
Assists	5	at Georgetown 01/30/21
Steals	3	vs Vermont 12/07/21
Blocks	1	vs Indiana 11/30/20, vs Fairleigh Dickinson 12/05/20, at Villanova 03/01/22
FG Made	5	at Villanova 01/23/21, at UConn 02/16/21, vs Sacred Heart 11/11/21
FG Attempts	11	at UConn 02/16/21
3FG Made	3	vs Sacred Heart 11/11/21
3FG Attempts	5	vs St. John's (NY) 02/06/21
FT Made	6	at Villanova 01/23/21, vs Georgetown 01/20/22
FT Attempts	8	at Creighton 01/20/21

Breed Game By Game

2020-21...

#10 BREED, Alyn

				Total		3-Pointers		Free throws		Rebounds											
Opponent	**Date**	**GS**	**MIN**	**FG-FGA**	**PCT**	**3FG-3FGA**	**PCT**	**FT-FTA**	**PCT**	**OFF**	**DEF**	**TOT**	**AVG**	**PF**	**A**	**TO**	**BLK**	**STL**	**PTS**	**AVG**
Fairfield	11/25/2020		12:09	0-2	.000	0-0	.000	0-0	.000	1	1	2	2.0	3	0	0	0	0	0	0.0
vs Indiana	11/30/2020		08:13	0-0	.000	0-0	.000	0-0	.000	0	1	1	1.5	0	0	0	1	0	0	0.0
vs Alabama	12/02/2020		12:45	4-5	.800	1-1	1.000	0-0	.000	0	3	3	2.0	2	0	1	0	1	9	3.0
Fairleigh Dickinson	12/05/2020		15:06	3-4	.750	0-0	.000	2-3	.667	0	1	1	1.8	1	0	0	1	0	8	4.3
at TCU	12/09/2020		13:04	0-0	.000	0-0	.000	0-0	.000	0	0	0	1.4	1	1	0	0	0	0	3.4
at Butler	12/23/2020		08:07	1-2	.500	1-2	.500	0-0	.000	0	0	0	1.2	1	0	1	0	0	3	3.3
DePaul	12/27/2020		06:12	1-2	.500	0-0	.000	0-0	.000	0	0	0	1.0	0	0	1	0	1	2	3.1
Creighton	01/02/2021		08:36	0-0	.000	0-0	.000	0-0	.000	0	2	2	1.1	0	0	1	0	1	0	2.8
at Xavier	01/10/2021	*	21:48	1-2	.500	0-1	.000	0-0	.000	0	1	1	1.1	1	0	2	0	1	2	2.7
at Marquette	01/12/2021	*	14:53	0-4	.000	0-2	.000	0-0	.000	0	1	1	1.1	2	0	0	0	1	0	2.4
at Creighton	01/20/2021	*	33:49	4-5	.800	2-2	1.000	5-8	.625	0	6	6	1.5	4	3	1	0	0	15	3.5
at Villanova	01/23/2021	*	39:06	5-9	.556	2-3	.667	6-7	.857	2	9	11	2.3	3	4	1	0	0	18	4.8
Marquette	01/27/2021	*	42:29	2-9	.222	1-4	.250	3-6	.500	0	6	6	2.6	1	0	1	0	1	8	5.0
at Georgetown	01/30/2021	*	35:36	4-7	.571	0-1	.000	2-3	.667	0	5	5	2.8	1	5	3	0	0	10	5.4
Seton Hall	02/03/2021	*	12:28	0-3	.000	0-2	.000	0-0	.000	0	0	0	2.6	3	0	1	0	0	0	5.0
St. John's (NY)	02/06/2021	*	21:47	3-10	.300	1-5	.200	2-2	1.000	0	0	0	2.4	4	1	1	0	1	9	5.3
UConn	02/10/2021	*	33:41	2-5	.400	0-2	.000	3-4	.750	0	4	4	2.5	1	1	1	0	2	7	5.4
at DePaul	02/13/2021	*	33:51	4-8	.500	1-4	.250	0-0	.000	0	1	1	2.4	0	1	1	0	1	9	5.6
at UConn	02/16/2021	*	28:59	5-11	.455	0-2	.000	4-4	1.000	0	3	3	2.5	2	0	1	0	0	14	6.0
Xavier	02/24/2021	*	15:26	0-2	.000	0-1	.000	0-0	.000	0	1	1	2.4	2	3	1	0	0	0	5.7
at St. John's (NY)	03/03/2021	*	10:02	0-4	.000	0-1	.000	0-0	.000	0	1	1	2.3	1	1	1	0	0	0	5.4
Villanova	03/06/2021		05:47	0-1	.000	0-0	.000	0-0	.000	0	0	0	2.2	1	0	0	0	0	0	5.2
vs DePaul	03/10/2021		03:54	0-1	.000	0-1	.000	0-0	.000	0	0	0	2.1	1	0	1	0	0	0	5.0
Totals		**13**	**437:49**	**39-96**	**.406**	**9-34**	**.265**	**27-37**	**.730**	**3**	**46**	**49**	**2.1**	**35**	**20**	**20**	**2**	**10**	**114**	**5.0**

2021-22...

#10 BREED, Alyn

				Total		3-Pointers		Free throws		Rebounds											
Opponent	**Date**	**GS**	**MIN**	**FG-FGA**	**PCT**	**3FG-3FGA**	**PCT**	**FT-FTA**	**PCT**	**OFF**	**DEF**	**TOT**	**AVG**	**PF**	**A**	**TO**	**BLK**	**STL**	**PTS**	**AVG**
Fairfield	11/09/2021		09:29	1-2	.500	0-0	.000	0-0	.000	0	0	0	0.0	2	2	0	0	1	2	2.0
Sacred Heart	11/11/2021		20:06	5-6	.833	3-4	.750	2-2	1.000	1	2	3	1.5	0	3	1	0	0	15	8.5
at Wisconsin	11/15/2021		10:43	1-3	.333	1-2	.500	3-4	.750	0	2	2	1.7	3	0	1	0	0	6	7.7
New Hampshire	11/18/2021		20:48	3-5	.600	0-0	.000	0-0	.000	1	3	4	2.3	3	1	0	0	0	6	7.3
vs Northwestern	11/22/2021		11:24	0-2	.000	0-2	.000	1-2	.500	0	1	1	2.0	3	2	3	0	1	1	6.0
vs Virginia	11/23/2021		09:02	0-2	.000	0-1	.000	0-0	.000	0	0	0	1.7	0	2	0	0	0	0	5.0
Saint Peter's	11/27/2021		30:31	0-2	.000	0-1	.000	4-4	1.000	0	1	1	1.6	2	1	2	0	2	4	4.9
Texas Tech	12/01/2021	*	24:23	1-4	.250	1-2	.500	4-4	1.000	0	1	1	1.5	1	0	0	0	0	7	5.1
Rhode Island	12/04/2021	*	24:50	0-8	.000	0-2	.000	2-2	1.000	3	2	5	1.9	4	2	3	0	2	2	4.8
Vermont	12/07/2021	*	23:58	3-8	.375	0-2	.000	2-2	1.000	0	1	1	1.8	4	1	2	0	3	8	5.1
Central Conn. St.	12/11/2021		17:09	0-5	.000	0-4	.000	2-2	1.000	0	3	3	1.9	1	0	2	0	1	2	4.8
at UConn	12/18/2021		09:40	0-0	.000	0-0	.000	0-0	.000	0	1	1	1.8	2	1	1	0	0	0	4.4
Seton Hall	12/29/2021		04:03	0-0	.000	0-0	.000	0-0	.000	0	0	0	1.7	0	0	0	0	0	0	4.1
at DePaul	01/01/2022		09:10	1-1	1.000	0-0	.000	0-0	.000	0	1	1	1.6	3	0	1	0	0	2	3.9
at Marquette	01/04/2022		17:25	1-7	.143	0-4	.000	0-0	.000	2	2	4	1.8	1	1	3	0	1	2	3.8
St. John's (NY)	01/08/2022	*	12:14	1-2	.500	0-0	.000	1-2	.500	1	0	1	1.8	2	2	2	0	2	3	3.8
Georgetown	01/20/2022	*	16:57	1-6	.167	1-2	.500	6-6	1.000	0	0	0	1.6	1	2	1	0	0	9	4.1
Butler	01/23/2022	*	15:09	0-3	.000	0-1	.000	2-2	1.000	0	0	0	1.6	3	0	1	0	0	2	3.9
at Xavier	01/26/2022	*	16:26	2-7	.286	0-2	.000	1-2	.500	0	3	3	1.6	1	2	0	0	0	5	4.0
Marquette	01/30/2022	*	05:20	0-1	.000	0-0	.000	0-0	.000	0	0	0	1.6	0	1	2	0	0	0	3.8
at St. John's (NY)	02/01/2022		00:43	1-1	1.000	0-0	.000	0-0	.000	0	0	0	1.5	0	0	0	0	0	2	3.7
at Georgetown	02/06/2022		05:08	0-0	.000	0-0	.000	0-0	.000	0	0	0	1.4	0	1	0	0	0	0	3.5
DePaul	02/12/2022		12:28	1-5	.200	1-3	.333	0-0	.000	0	0	0	1.3	1	0	0	0	1	3	3.5
Villanova	02/15/2022		09:34	0-3	.000	0-2	.000	0-0	.000	0	0	0	1.3	1	0	0	0	0	0	3.4
at Butler	02/20/2022		12:23	0-1	.000	0-0	.000	0-0	.000	0	2	2	1.3	4	0	0	0	1	0	3.2
Xavier	02/23/2022		16:57	1-2	.500	0-0	.000	5-6	.833	0	1	1	1.3	0	1	0	0	1	7	3.4
Creighton	02/26/2022		04:39	0-0	.000	0-0	.000	0-0	.000	0	0	0	1.3	0	0	0	0	0	0	3.3
at Villanova	03/01/2022		15:02	1-3	.333	1-3	.333	1-2	.500	0	2	2	1.3	1	1	2	1	0	4	3.3
vs Butler	03/10/2022		08:14	0-2	.000	0-1	.000	0-0	.000	0	2	2	1.3	0	0	1	0	0	0	3.2
vs Creighton	03/11/2022		10:06	3-6	.500	0-1	.000	1-3	.333	0	1	1	1.3	4	0	1	0	0	7	3.3
Totals		**8**	**403:60**	**27-97**	**.278**	**8-39**	**.205**	**37-45**	**.822**	**8**	**31**	**39**	**1.3**	**47**	**26**	**29**	**1**	**16**	**99**	**3.3**

Matteus Case

Matteus Case #3
Freshman **G** **6-5** **190** **Pickering, Ontario/Chaminade College Prep '20/ Pennsylvania**

2021-22: Scored his first collegiate basket versus Sacred Heart (11/11/21)...

2020-21: Was a member of the Quakers men's basketball team last season but did not see any action as Ivy League teams did not play games due to the pandemic…Comes to Providence with four years of eligibility.

HIGH SCHOOL: Attended Pine Ridge Secondary School (2015-2018) and Chaminade College Preparatory School (2018-2020)…Played varsity basketball for Frank Bennet and was the team captain for the 2019-2020 season…Averaged 10.1 points, 3.4 rebounds, 3.4 assists per game and shot 34 percent from the three-point territory during his senior year…Helped Chaminade capture the 2020 St. Louis District title as the team posted a 21-7 mark…Played AAU basketball for Coach Vidal Messiah on the Northern Kings…Averaged 12.8 points, 3.3 rebounds and two assists during his 17u AAU season with the Northern Kings, while shooting 59 percent from the field and 38 percent from the three point territory…Was named the team MVP in 2017 and 2018…Played on Team Canada's U-16 Boy's National Team in 2017 at the FIBA Americas Championship where the team captured the silver medal.

PROFILE
Name: Matteus Case
Birthdate: July 13, 2001
Major: Undecided
Family: Son of Dave Case and Andrea Morgan. Has one sister, Jasmine Case.
Favorite Athletes: Jayson Tatum
Favorite Teams: Toronto Raptors
Favorite Foods: Pizza and Steak
Favorite Movies: Paid In Full, Training Day
Biggest trill in sports: Playing in crucial games
Hobby: Hanging out with friends and family and listening to music

CASE, Matteus

				Field Goals		3-Point		F-Throws		Rebounds									Scoring	
SEASON	TEAM	GP-GS	MIN/AVG	FG-FGA	FG%	3FG-3FGA	3FG%	FT-FTA	FT%	OFF	DEF	TOT	AVG	PF-FO	A	TO	BLK	STL	PTS	AVG
2021-22	PROV	3-0	5/1.6	2-2	1.000	0-0	.000	0-1	.000	0	1	1	0.3	0-0	0	0	0	0	4	1.3
TOTAL		**3-0**	**5/1.6**	**2-2**	**1.000**	**0-0**	**.000**	**0-1**	**.000**	**0**	**1**	**1**	**0.3**	**0-0**	**0**	**0**	**0**	**0**	**4**	**1.3**

Single Game Highs

Statistic	Value	
Points	2	vs Sacred Heart 11/11/21, vs Saint Peter's 11/27/21
Rebounds	1	vs Sacred Heart 11/11/21
FG Made	1	vs Sacred Heart 11/11/21, vs Saint Peter's 11/27/21
FG Attempts	1	vs Sacred Heart 11/11/21, vs Saint Peter's 11/27/21
FT Attempts	1	vs Saint Peter's 11/27/21

Matteus Case

2021-22...

#3 CASE, Matteus

				Total		3-Pointers		Free throws		Rebounds											
Opponent	**Date**	**GS**	**MIN**	**FG-FGA**	**PCT**	**3FG-3FGA**	**PCT**	**FT-FTA**	**PCT**	**OFF**	**DEF**	**TOT**	**AVG**	**PF**	**A**	**TO**	**BLK**	**STL**	**PTS**	**AVG**
Sacred Heart	11/11/2021		01:52	1-1	1.000	0-0	.000	0-0	.000	0	1	1	1.0	0	0	0	0	0	2	2.0
Saint Peter's	11/27/2021		01:44	1-1	1.000	0-0	.000	0-1	.000	0	0	0	0.5	0	0	0	0	0	2	2.0
at DePaul	01/01/2022		01:09	0-0	.000	0-0	.000	0-0	.000	0	0	0	0.3	0	0	0	0	0	0	1.3
Totals		**0**	**04:45**	**2-2**	**1.000**	**0-0**	**.000**	**0-1**	**.000**	**0**	**1**	**1**	**0.3**	**0**	**0**	**0**	**0**	**0**	**4**	**1.3**

Rafael Castro

Rafael Castro #30

Freshman	**F**	**6-10**	**215**	**Dover, N.J./Dover High School '21**

HIGH SCHOOL: Attended Dover High School in Dover, N.J…Played varsity basketball for Coach Billie Connors at Dover High School...Averaged 20.3 points, 16.3 rebounds, 4.7 blocks, 2.2 assists and 1.5 steals during his junior year of high school…Played for the Dominican Republic at the 2019 CentroBasket U17 Championship…Averaged 4.2 points and 3.8 rebounds while helping the team to a fourth-place finish…Played AAU basketball for Team Rio University…Ranked as the 30th for position (Power Forward) nationally, and third overall in New Jersey, according to 247Sports.com…Ranked 136 th recruit nationally and the No. 23 power forward by Rivals.com.

PROFILE
Name: Rafael Castro
Birthdate: March 30, 2003
Major: Undeclared
Family: Son of Arenis De La Paz and Rafael Castro. Has one brother, Yeison Gonzales. Has three sisters, Clara Castro, Jessica Castro and Jeimy Castro.

Interests/Hobbies: Rap
Favorite Athletes: Kevin Durant
Favorite Movies: Paid in Full
Favorite Food: Everything
Biggest thrill in sports: Scoring my 1000th point

Luke Fonts

Luke Fonts #22
Freshman **G** **6-1** **180** **Portsmouth, R.I./Portsmouth Abbey School '21**

2021-22: Played his first collegiate game at Georgetown (2/6/22)...

HIGH SCHOOL: Attended Portsmouth Abbey School in Portsmouth R.I…Played varsity basketball for Coach Clarence Chenoweth for three years and named captain his junior and senior year…Averaged 17 points, six assists and five rebounds per game his junior year…Shot 38 percent from the three-point territory and shot 81 percent from the free throw line…Was a league honorable mention sophomore and junior year…Played AAU basketball for Coach Michael Crotty on the Middlesex Magic…Averaged eight points, four rebounds and three assists during his U16 AAU season…Is the younger brother of Andrew Fonts, who will be a graduate student on the team as well.

PROFILE
Name: Luke Fonts
Birthdate: July 19, 2003
Major: Finance
Family: Son of Raul Fonts and Meghan Fonts. Has two brothers, Andrew Fonts and Matthew Fonts.
Interests/Hobbies: Listen to music
Favorite Teams: New York Knicks
Favorite Athletes: Joe Ingles
Favorite Movies: Wedding Crashers
Favorite Foods: Buffalo Chicken pizza
Favorite Book: The Great Gatsby
Biggest trill in sports: Seeing a buzzer beater in basketball to win a game

FONTS, Luke

				Field Goals		3-Point		F-Throws		Rebounds								Scoring	
SEASON	TEAM	GP-GS	MIN/AVG	FG-FGA	FG%	3FG-3FGA	3FG%	FT-FTA	FT%	OFF	DEF	TOT	AVG	PF-FO	A	TO	BLK	STL	PTS	AVG
2021-22	PROV	1-0	0/0.4	0-0	.000	0-0	.000	0-0	.000	0	0	0	0.0	0-0	0	0	0	0	0	0.0
TOTAL		**1-0**	**0/0.4**	**0-0**	**.000**	**0-0**	**.000**	**0-0**	**.000**	**0**	**0**	**0**	**0.0**	**0-0**	**0**	**0**	**0**	**0**	**0**	**0.0**

2021-22...

#22 FONTS, Luke

				Total		3-Pointers		Free throws		Rebounds										
Opponent	Date	GS	MIN	FG-FGA	PCT	3FG-3FGA	PCT	FT-FTA	PCT	OFF	DEF	TOT	AVG	PF	A	TO	BLK	STL	PTS	AVG
at Georgetown	02/06/2022		00:24	0-0	.000	0-0	.000	0-0	.000	0	0	0	0.0	0	0	0	0	0	0	0.0
Totals		**0**	**00:24**	**0-0**	**.000**	**0-0**	**.000**	**0-0**	**.000**	**0**	**0**	**0**	**0.0**	**0**	**0**	**0**	**0**	**0**	**0**	**0.0**

Legend Geeter

Legend Geeter #23

Freshman	**F**	**6-8**	**235**	**River Rouge, Mich./River Rouge High School '21**

HIGH SCHOOL: Attended River Rouge High School in River Rouge, Michigan…Played varsity basketball under coach Lamonta Stone at River Rouge…Averaged 16 points, 10 rebounds, 2 assists and 2 blocks per game while helping lead River Rouge to a 20-1 mark…Earned The Detroit News Division 1 First Team All-State honors…Was a 2021 candidate for Mr. Basketball, which is an annual award given out each year to the top player in the state…Played AAU basketball for The Family, which is where former Friars LaDontae Henton and Junior Lomomba also played…Ranked as the 48th best power forward nationally and the fifth best in Michigan by 247Sports.com…Ranked as the 37th best power forward in the nation by Rivals.com.

PROFILE
Name: Legend Geeter
Birthdate: February 3, 2002
Major: Undeclared
Family: Son of Machelle Geeter and Lorenzo Geeter. Has one brother, Lorenzo Geeter Jr. Has two sisters, Lashai Geeter and Loreyl Arnold.
Interests/Hobbies: Playing the game, swimming, bike riding, relaxing
Favorite Teams: Detroit Pistons
Favorite Athletes: Kobe Bryant and Michael Jordan
Favorite Foods: Bacon cheeseburgers, Mac & Cheese and Yams
Biggest thrill in sports: Just working hard

Kieran O'Haire

Kieran O'Haire

Freshman	**F**	**6-3**	**185**	**Menands, N.Y./The Albany Academy '21**

High School: Attended The Albany Academy in Menands, N.Y.…Played varsity basketball for Coach Brian Fruscio for three years…Named captain his senior year of basketball…Averaged 11 points, six rebounds, and three assists, his senior year…Averaged four points and three rebounds per game as a junior…Won the New York State Championship in 2019…Played AAU basketball for the New York Havoc…Averaged eight points, three assists, and four rebounds during his AAU season.

PROFILE
Name: Kieran O'Haire
Birthdate: April 14, 2003
Major: Undeclared
Family: Son of Betsy O'Haire and Kevin O'Haire. Has one brother, Jake O'Haire. Has one sister, Caitlin O'Haire.
Interests/Hobbies: Fantasy Football, Ping Pong
Favorite Teams: New York Knicks, New York Giants, New York Yankees, New York Rangers
Favorite Athletes: Kobe Bryant, Larry Bird, Saquon Barkley, Mike Tyson
Favorite Movies: Scarface, The Dark Knight, Step Brothers
Favorite Foods: Bacon Egg and Cheese
Biggest trill in sports: Winning a State Championship

THE LAST TIME PROVIDENCE COLLEGE...

PLAYED IN NCAA TOURNAMENT: (3/15/18) Providence 69 vs. Texas A&M 73 (First Round)
PLAYED IN THE NIT: (3/19/19) Providence 72 vs. Arkansas 84 (First Round)
WON IN OVERTIME... (2/23/22) Xavier 92 at Providence 99 3OT
LOST IN OVERTIME... (3/6/19) Providence 70 at Creighton 76 OT
PLAYED DOUBLE OVERTIME... (2/23/22) Xavier 92 at Providence 99 3OT
PLAYED TRIPLE OVERTIME... (2/23/22) Xavier 92 at Providence 99 3OT
PLAYED A RANKED OPPONENT...(3/1/22) No. 9/8 Providence 74 at No. 11/11 Villanova 76
WAS RANKED... (3/7/22) 11 - Associated Press Poll, 10 - Coaches Poll
DEFEATED A TOP-25 OPPONENT ON THE ROAD... (1/21/22) #17/#17 Providence 65 at No. 21/#23 Xavier 62
DEFEATED A TOP-25 OPPONENT AT HOME... (1/30/22) #22/#rv Marquette 63 at #17/#17 Providence 65
DEFEATED AT TOP-25 OPPONENT IN A NEUTRAL ARENA... (3/9/18) Providence 75 vs #3/#2 Xavier 72 OT
DEFEATED A TOP-10 OPPONENT ON THE ROAD...(1/24/16) #16/#17 Providence 82 at #4/#4 Villanova 76 OT
DEFEATED A TOP-10 OPPONENT AT HOME...(3/6/21) #10/9 Villanova 52 at Providence 54
WON BY 50 OR MORE... (2/22/01) Binghamton 58 at #25 Providence 119
WON BY 40 OR MORE... (11/25/19) Fairfield 56 at Providence 97
SCORED 100 OR MORE... (11/5/19) Providence 106 vs. Sacred Heart 60
BOTH TEAMS SCORED 100 OR MORE... (3/9/10) Providence 106 vs. Seton Hall 109
SCORED 90 POINTS... (2/23/22) Xavier 92 at Providence 99 3OT
SCORED LESS THAN 50... (11/23/21) Virginia 58 vs. Providence 40
BOTH TEAMS SCORED LESS THAN 50... (12/31/11) Providence 40 at #12/#12 Georgetown 49
ALLOWED 100 OR MORE... (3/9/10) Providence 106 vs. Seton Hall 109
ALLOWED 49 OR LESS... (11/9/19) NJIT 47 at Providence 76
SHOT OVER 60% FG... (11/27/21) Saint Peter's 71 at Providence 85 (64.1 percent)
SHOT UNDER 35% FG... (3/11/22) Providence 58 (30.8 %) vs. Creighton 85
HELD OPPONENT UNDER 30% FG... (1/1/22) Providence 70 at DePaul 53 (29.8 percent)
MADE 10 3-POINT FG... (3/1/22) Providence 74 (15 three PT FGs) at Villanova 76
MADE 15 OR MORE 3-POINT FG...(3/1/22) Providence 74 (15 three PT FGs) at Villanova 76
DID NOT MAKE A 3-POINT FG... (11/17/14) Binghamton 45 at Providence 66 (0-9, 3 PT FG)
ATTEMPTED 50 FREE THROWS... (1/5/99) West Virginia 87 at Providence 90 (59 FT Attempts)
MADE 40 FREE THROWS... (1/5/99) West Virginia 87 at Providence 90 (40 FT)
HAD 50 OR MORE REBOUNDS... (12/21/19) Texas 48 at Providence 70 (52 Rebounds)
HAD 25 OR LESS REBOUNDS... (1/21/17) Providence 68 (23 Rebounds) at #1/#2 Villanova 78
HAD 20 OR MORE ASSISTS... (1/20/22) Providence 73 (20 assists) vs. Georgetown 75
HAD 30 OR MORE ASSISTS... (11/5/19) Providence 106 vs Sacred Heart 60 (31 assists)
HAD 20 OR MORE TURNOVERS... (2/6/22) Providence 71 (20 turnovers) at Georgetown 52
MADE 15 OR MORE STEALS... (1/3/10) Providence 74 (16 steals) at St. John's 59
BLOCKED 10 OR MORE SHOTS... (1/5/19) Providence 106 vs Sacred Heart 60 (10 blocks)
HAD SIX OR MORE PLAYERS IN DOUBLE FIGURES... (2/23/20) Xavier 92 at Providence 99 (6 players)
HAD SEVEN OR MORE PLAYERS IN DOUBLE FIGURES... (11/5/19) Sacred Heart 60 at Providence 106 (7 players)

THE LAST TIME A PROVIDENCE COLLEGE PLAYER...

SCORED 50 OR MORE... (2/23/11) Marshon Brooks (52 points) vs. Notre Dame, (12/15/73) Marvin Barnes (52 points) vs. Austin Peay
SCORED 40 OR MORE... (2/10/16) Ben Bentil (42 points) at Marquette
SCORED 30 OR MORE...(2/6/22) Jared Bynum (32 points) at Georgetown
SCORED 25 OR MORE...(3/10/22) Nate Watson (26 points) vs Butler
SCORED 20 OR MORE... (3/11/22) Al Durham (21 points) vs Creighton
HIT 15 FIELD GOALS... (3/10/16) Ben Bentil (16 field goals, 38 points) vs. Butler
HIT 10 THREE POINT FG... (2/23/00) Donta Wade (10, 3PT FG) at Notre Dame
HIT 9 THREE POINT FG... (2/2/05) Donnie McGrath (9, 3PT FG) vs. Virginia
HIT 8 THREE POINT FG... (2/2/05) Donnie McGrath (9, 3PT FG) vs. Virginia
HIT 7 THREE POINT FG... (2/26/22) AJ Reeves (7, 3PT FG) vs Xavier
HIT 6 THREE POINT FG... (2/6/22) Jared Bynum (7, 3PT FG) at Georgetown
MADE 15 FREE THROWS... (11/24/10) Vincent Council (16-16 FT) vs. Wyoming
HAD 25 REBOUNDS... (1/25/94) Michael Smith (26 rebounds) vs. Syracuse
HAD 20 REBOUNDS... (1/9/10) Jamine Peterson (20 rebounds) vs. Rutgers
HAD 15 REBOUNDS... (12/4/21) Ed Croswell (15 rebounds) vs. Rhode Island
THREE PLAYERS HAD 10 REBOUNDS... (12/19/15) Jalen Lindsey (13), Ben Bentil (12), Rodney Bullock (11) vs. Rider
HAD 15 ASSISTS... (12/28/17) Kyron Cartwright (16 Assists) at St. John's
HAD 10 ASSISTS... (12/28/17) Kyron Cartwright (16 Assists) at St. John's
HAD 10 STEALS... (1/22/02) John Linehan (11 Steals) vs. Rutgers
HAD 8 STEALS... (11/14/15) Kris Dunn (8 Steals) vs. Harvard
HAD 12 BLOCKS... (12/8/71) Marvin Barnes (12 Blocks) vs. Buffalo
HAD 11 BLOCKS... (12/11/71) Marvin Barnes (11 Blocks) at St. Joseph's
HAD 10 BLOCKS... (12/2/00) Karim Shabazz (10 Blocks) vs. Rhode Island
HAD 5 BLOCKS... (1/17/14) Carson Desrosiers (6 Blocks) at Creighton
REGISTERED A TRIPLE-DOUBLE... (12/2/15) Kris Dunn (16 pts, 14 assists, 10 rebs) vs. Hartford
REGISTERED A DOUBLE-DOUBLE...(3/1/22) Jared Bynum (19 pts, 10 ast.) at Villanova
TWO PLAYERS REGISTERED A DOUBLE-DOUBLE... (1/23/21) David Duke (10 pts, 11 r bs.), Alyn Breed (18 pts, 11 rbs.) at #3/#3 Villanova (1/23/21)
THREE PLAYERS REGISTERED A DOUBLE-DOUBLE... (12/19/15) Jalen Lindsey (13 pt,13 rb), Ben Bentil (19 pt, 12 rb), Rodney Bullock (16 pt, 11 rb) vs. Rider
TWO PLAYERS HAD 20 POINTS... (12/7/21) AJ Reeves (24 points), Nate Watson (24 points) vs. Vermont
THREE PLAYERS HAD 20 POINTS... (11/16/13) Bryce Cotton (28 points), Kadeem Batts (22 points), LaDontae Henton (21 points) vs Marist

2021-22 Providence Men's Basketball
Combined Team Statistics
All games

Game Records

Record	Overall	Home	Away	Neutral
ALL GAMES	25-5	16-1	7-2	2-2
CONFERENCE	14-3	8-1	6-2	0-0
NON-CONFERENCE	11-2	8-0	1-0	2-2

Score by Periods

Team	1st	2nd	OT	TOT
Providence	980	1122	52	2154
Opponents	929	1040	41	2010

Team Box Score

No.	Player				Total		3-Point		F-Throw		Rebounds											
		GP-GS	MIN	AVG	FG-FGA	FG%	3FG-3FGA	3FG%	FT-FTA	FT%	OFF	DEF	TOT	AVG	PF	DQ	A	TO	BLK	STL	PTS	AVG
0	WATSON, Nate	30-30	855:36	28.5	169-303	.558	0-0	.000	77-130	.592	59	104	163	5.4	69	1	16	34	23	10	415	13.8
1	DURHAM, Aljami	28-28	970:30	34.7	96-280	.343	22-100	.220	160-189	.847	9	77	86	3.1	63	1	93	68	10	15	374	13.4
4	BYNUM, Jared	26-10	728:27	28.0	109-256	.426	40-96	.417	73-98	.745	6	74	80	3.1	40	0	110	56	5	28	331	12.7
11	REEVES, A.J.	25-22	631:49	25.3	83-218	.381	55-146	.377	29-39	.744	17	54	71	2.8	46	1	46	21	4	11	250	10.0
14	HORCHLER, Noah	30-30	993:02	33.1	98-218	.450	54-135	.400	38-50	.760	51	198	249	8.3	65	0	50	48	24	24	288	9.6
15	MINAYA, Justin	29-22	956:49	33.0	68-165	.412	30-94	.319	21-39	.538	59	108	167	5.8	58	0	42	37	25	25	187	6.4
5	CROSWELL, Ed	30-0	433:03	14.4	68-102	.667	0-1	.000	21-40	.525	54	81	135	4.5	69	1	10	28	20	15	157	5.2
10	BREED, Alyn	30-8	403:60	13.5	27-97	.278	8-39	.205	37-45	.822	8	31	39	1.3	47	0	26	29	1	16	99	3.3
12	GOODINE, Brycen	19-0	123:09	6.5	10-31	.323	8-25	.320	12-13	.923	2	11	13	0.7	18	0	2	6	1	7	40	2.1
3	CASE, Matteus	3-0	04:45	1.6	2-2	1.000	0-0	.000	0-1	.000	0	1	1	0.3	0	0	0	0	0	0	4	1.3
24	FONTS, Andrew	10-0	23:25	2.3	3-4	.750	2-3	.667	1-2	.500	0	3	3	0.3	4	0	1	1	0	0	9	0.9
22	FONTS, Luke	1-0	00:24	0.4	0-0	.000	0-0	.000	0-0	.000	0	0	0	0.0	0	0	0	0	0	0	0	0.0
	Team										51	66	117					23				
	Total	**30**	**6125**		**733-1676**	**.437**	**219-639**	**.343**	**469-646**	**.726**	**316**	**808**	**1124**	**37.5**	**479**	**4**	**396**	**351**	**113**	**151**	**2154**	**71.8**
	Opponents	**30**	**6127**		**737-1794**	**.411**	**202-647**	**.312**	**334-471**	**.709**	**314**	**720**	**1034**	**34.5**	**564**	**12**	**341**	**319**	**103**	**181**	**2010**	**67.0**

Team Statistics

	PROV	OPP
Scoring	**2154**	**2010**
Points per game	71.8	67.0
Scoring margin	+4.8	-
Field goals-att	**733-1676**	**737-1794**
Field goal pct	.437	.411
3 point fg-att	**219-639**	**202-647**
3-point FG pct	.343	.312
3-pt FG made per game	7.3	6.7
Free throws-att	**469-646**	**334-471**
Free throw pct	.726	.709
F-Throws made per game	15.6	11.1
Rebounds	**1124**	**1034**
Rebounds per game	37.5	34.5
Rebounding margin	+3.0	-
Assists	**396**	**341**
Assists per game	13.2	11.4
Turnovers	**351**	**319**
Turnovers per game	11.7	10.6
Turnover margin	-1.1	-
Assist/turnover ratio	1.1	1.1
Steals	**151**	**181**
Steals per game	5.0	6.0
Blocks	**113**	**103**
Blocks per game	3.8	3.4
Winning streak	**0**	**-**
Home win streak	2	-
Attendance	**168869**	**80719**
Home games-Avg/Game	17-9933	9-8969
Neutral site-Avg/Game	-	4-11533

Team Results

Date	Opponent		Score	Att.
11/09/2021	Fairfield	W	80-73	9990
11/11/2021	Sacred Heart	W	92-64	9716
11/15/2021	at Wisconsin	W	63-58	15773
11/18/2021	New Hampshire	W	69-58	4872
11/22/2021	vs Northwestern	W	77-72	3719
11/23/2021	vs Virginia	L	40-58	2787
11/27/2021	Saint Peter's	W	85-71	6978
12/01/2021	Texas Tech	W	72-68	10022
12/04/2021	Rhode Island	W	66-52	12947
12/07/2021	Vermont	W	68-58	5087
12/11/2021	Central Conn. St.	W	68-53	5111
12/18/2021	at UConn	W	57-53	15564
12/29/2021	Seton Hall	W	70-65	12069
01/01/2022	at DePaul	W	70-53	2956
01/04/2022	at Marquette	L	56-88	11757
01/08/2022	St. John's (NY)	W	83-73	10008
01/20/2022	Georgetown	W	83-75	9105
01/23/2022	Butler	W	69-62	10561
01/26/2022	at Xavier	W	65-62	10224
01/30/2022	Marquette	W	65-63	12157
02/01/2022	at St. John's (NY)	W	86-82	4781
02/06/2022	at Georgetown	W	71-52	5575
02/12/2022	DePaul	Wot	76-73	12810
02/15/2022	Villanova	L	84-89	12636
02/20/2022	at Butler	Wot	71-70	7588
02/23/2022	Xavier	Wot3	99-92	12400
02/26/2022	Creighton	W	72-51	12400
03/01/2022	at Villanova	L	74-76	6501
03/10/2022	vs Butler	W	65-61	19812
03/11/2022	vs Creighton	L	58-85	19812

2021-22 Providence Men's Basketball
Combined Team Statistics
In Conference games

Game Records

Record	Overall	Home	Away	Neutral
ALL GAMES	14-3	8-1	6-2	0-0
CONFERENCE	14-3	8-1	6-2	0-0
NON-CONFERENCE	0-0	0-0	0-0	0-0

Score by Periods

Team	1st	2nd	OT	TOT
Providence	547	652	52	1251
Opponents	542	596	41	1179

Team Box Score

No.	Player				Total		3-Point		F-Throw		Rebounds											
		GP-GS	MIN	AVG	FG-FGA	FG%	3FG-3FGA	3FG%	FT-FTA	FT%	OFF	DEF	TOT	AVG	PF	DQ	A	TO	BLK	STL	PTS	AVG
4	BYNUM, Jared	17-3	537:32	31.6	92-200	.460	33-71	.465	49-66	.742	4	50	54	3.2	28	0	83	43	2	20	266	15.6
1	DURHAM, Aljami	15-15	513:35	34.2	49-153	.320	9-47	.191	91-104	.875	4	46	50	3.3	40	1	47	31	2	9	198	13.2
0	WATSON, Nate	17-17	473:57	27.9	86-170	.506	0-0	.000	44-71	.620	37	58	95	5.6	41	1	7	20	11	5	216	12.7
11	REEVES, A.J.	12-11	289:39	24.1	40-101	.396	30-71	.423	11-15	.733	6	26	32	2.7	22	1	17	12	0	6	121	10.1
14	HORCHLER, Noah	17-17	596:06	35.1	56-123	.455	35-83	.422	14-19	.737	28	120	148	8.7	33	0	21	28	14	15	161	9.5
15	MINAYA, Justin	17-17	625:28	36.8	42-100	.420	23-60	.383	17-27	.630	38	64	102	6.0	40	0	26	22	16	14	124	7.3
5	CROSWELL, Ed	17-0	269:45	15.9	51-73	.699	0-1	.000	10-22	.455	35	47	82	4.8	44	1	6	17	15	6	112	6.6
10	BREED, Alyn	17-5	183:17	10.8	10-42	.238	3-17	.176	16-20	.800	3	12	15	0.9	20	0	12	13	1	6	39	2.3
12	GOODINE, Brycen	7-0	26:33	3.8	2-8	.250	1-6	.167	4-4	1.000	0	0	0	0.0	3	0	0	4	0	2	9	1.3
24	FONTS, Andrew	6-0	07:36	1.3	2-2	1.000	1-1	1.000	0-0	.000	0	0	0	0.0	1	0	0	0	0	0	5	0.8
22	FONTS, Luke	1-0	00:24	0.4	0-0	.000	0-0	.000	0-0	.000	0	0	0	0.0	0	0	0	0	0	0	0	0.0
3	CASE, Matteus	1-0	01:09	1.2	0-0	.000	0-0	.000	0-0	.000	0	0	0	0.0	0	0	0	0	0	0	0	0.0
	Team										25	41	66					14				
	Total	**17**	**3525**		**430-972**	**.442**	**135-357**	**.378**	**256-348**	**.736**	**180**	**464**	**644**	**37.9**	**272**	**4**	**219**	**204**	**61**	**83**	**1251**	**73.6**
	Opponents	**17**	**3527**		**433-1049**	**.413**	**114-366**	**.311**	**199-280**	**.711**	**192**	**407**	**599**	**35.2**	**310**	**7**	**201**	**170**	**65**	**113**	**1179**	**69.4**

Team Statistics

	PROV	OPP
Scoring	**1251**	**1179**
Points per game	73.6	69.4
Scoring margin	+4.2	-
Field goals-att	**430-972**	**433-1049**
Field goal pct	.442	.413
3 point fg-att	**135-357**	**114-366**
3-point FG pct	.378	.311
3-pt FG made per game	7.9	6.7
Free throws-att	**256-348**	**199-280**
Free throw pct	.736	.711
F-Throws made per game	15.1	11.7
Rebounds	**644**	**599**
Rebounds per game	37.9	35.2
Rebounding margin	+2.6	-
Assists	**219**	**201**
Assists per game	12.9	11.8
Turnovers	**204**	**170**
Turnovers per game	12.0	10.0
Turnover margin	-2.0	-
Assist/turnover ratio	1.1	1.2
Steals	**83**	**113**
Steals per game	4.9	6.6
Blocks	**61**	**65**
Blocks per game	3.6	3.8
Winning streak	**0**	**-**
Home win streak	2	-
Attendance	**104146**	**64946**
Home games-Avg/Game	9-11572	8-8118
Neutral site-Avg/Game	-	0-0

Team Results

Date	Opponent		Score	Att.
12/18/2021	at UConn	W	57-53	15564
12/29/2021	Seton Hall	W	70-65	12069
01/01/2022	at DePaul	W	70-53	2956
01/04/2022	at Marquette	L	56-88	11757
01/08/2022	St. John's (NY)	W	83-73	10008
01/20/2022	Georgetown	W	83-75	9105
01/23/2022	Butler	W	69-62	10561
01/26/2022	at Xavier	W	65-62	10224
01/30/2022	Marquette	W	65-63	12157
02/01/2022	at St. John's (NY)	W	86-82	4781
02/06/2022	at Georgetown	W	71-52	5575
02/12/2022	DePaul	Wot	76-73	12810
02/15/2022	Villanova	L	84-89	12636
02/20/2022	at Butler	Wot	71-70	7588
02/23/2022	Xavier	Wot3	99-92	12400
02/26/2022	Creighton	W	72-51	12400
03/01/2022	at Villanova	L	74-76	6501

2021-22 PROVIDENCE COLLEGE WINS AND LOSSES

FRIARS RECORD WHEN....

Providence shoots 50% or better from the floor	7-0
Providence shoots less than 50% from the floor	18-5
Providence holds opponent to 49% or less from the floor	25-2
Providence opponent shoots 50% or better from the floor	0-3
Providence outrebounds opponent	17-2
Opponent outrebounds Providence	7-3
Rebounds are tied	1-0
Providence makes 40% of three point tries	9-1
Providence makes less than 40% of three point tries	16-4
Providence scores less than 60 points	1-3
Providence scores 60 or more points	24-2
Providence scores 70 or more points	15-2
Providence scores 80 or more points	7-1
Opponent held to less than 60 points	11-1
Opponent scores 60 or more points	14-4
Opponent scores 70 or more points	8-4
Opponent scores 80 or more points	2-3

FRIARS WHEN AHEAD, TIED AND TRAILING IN 2021-22....

	WHEN AHEAD	WHEN TIED	WHEN TRAILING
Halftime	17-0	2-0	6-5
10 Minutes Left	19-0	0-0	6-5
5 Minutes Left	19-0	2-0	4-5

2021-22 STARTING LINEUPS RECORDS:
Horchler, Watson, Reeves, Bynum, Durham: 5-0
Horchler, Watson, Reeves, Breed, Durham: 3-0
Horchler, Watson, Minaya, Bynum, Durham: 1-2
Horchler, Watson, Minaya, Reeves, Durham: 10-2
Horchler, Watson, Minaya, Breed, Durham: 5-0
Horchler, Watson, Minaya, Bynum Reeves: 1-1

RECORDS AS STARTERS IN 2021-22:
Watson: 25-5
Bynum: 8-3
Reeves: 19-3
Horchler: 25-5
Durham: 24-4
Minaya: 17-5
Breed: 8-0

GAMES LOST - INJURY/ILLNESS (73) IN 2021-22:
Geeter 30, Castro 30, Goodine 2, Minaya 1, Bynum 4, Case 1, Reeves 5, Durham 2

GAMES PC PLAYERS LED IN 2021-22:
Scoring: Watson 6, Breed 1, Durham 3, Horchler 2, Reeves 4, Bynum 3
Rebounding: Horchler 12, Watson 1, Bynum 1, Croswell 1, Minaya 3

DOUBLE/DOUBLES:
Horchler 8, Watson 2, Croswell 1, Minaya 1, Bynum 1

TRIPLE/DOUBLES:

20-POINT GAMES:
Watson 7, Horchler 1, Durham 2, Reeves 2, Bynum 3

30-POINT GAMES:
Bynum 1

40-POINT GAMES:

PC By The Numbers 2021-22

LAST FIVE GAMES:	3-2
LAST TEN GAMES:	7-3
HOME:	16-1
ROAD:	7-2
NEUTRAL:	2-2
OVERTIME GAMES:	0-0
BIG EAST RECORD:	14-3
BIG EAST HOME:	8-1
BIG EAST AWAY:	6-2
LONGEST WIN STREAK:	8
LONGEST BIG EAST WIN STREAK:	8
LONGEST HOME WIN STREAK:	14
LONGEST BIG EAST HOME WIN STREAK:	6
LONGEST BIG EAST ROAD WIN STREAK:	4
LONGEST LOSING STREAK:	1
WHEN LEADING AT HALFTIME:	17-0
HOME:	11-0
AWAY:	5-0
NEUTRAL:	1-0
WHEN TRAILING AT HALFTIME:	6-5
HOME:	4-1
AWAY:	2-2
NEUTRAL:	0-2
WHEN TIED AT HALFTIME:	2-0
HOME:	1-0
AWAY:	1-0
NEUTRAL:	
RECORD BY THE DAY:	
Record on Monday	2-0
Record on Tuesday	3-4
Record on Wednesday	4-0
Record on Thursday	4-0
Record on Friday	0-1
Record on Saturday	8-0
Record on Sunday	4-0
RECORD BY THE MONTH:	
November	6-1
December	6-0
January	6-1
February	6-1
March	1-2
BY CONFERENCE:	
ACC	0-1
America East	2-0
Atlantic 10	1-0
BIG EAST	15-4
Big Ten	2-0
Big 12	1-0
MAAC	2-0
NEC	2-0

FRIARS' MARGIN DIFFERENTIAL

	1	2	3	4	5	6	7	8	9	10	11	12	13	14	15	16-20	21-25	26-30	31-34	35+
Lost		1			1											1		1	1	
Won	1	1	2	4	3		3	1		2	1			2	1	2	1	1		

Official Basketball Box Score - Final
Fairfield at Providence
11/09/21 Dunkin' Donuts Center, Providence
2021-22 Men's Basketball

Game Time: 7:00 PM
Game Duration: 2:05
Attendance: 9,990

Officials: John Galfney, Pat Driscoll, Nathan Hall

Fairfield - 73 Record: 0-1

NO.	Name		Min	FG M-A	3P M-A	FT M-A	Rebounds OR	DR	TOT	Fouls PF	FD	TP	AS	TO	ST	Blocks BS	BA	+/-
5	Supreme Cook	F	18:19	4-6	0-0	1-1	3	1	4	5	2	9	1	3	0	0	2	-8
20	Zach Crisler	F	23:28	4-7	4-6	2-4	0	3	3	1	5	14	1	0	0	0	0	-1
0	Caleb Green	G	32:43	1-6	0-2	0-0	0	1	1	4	2	2	3	3	1	0	1	-8
2	Taj Benning	G	33:07	6-17	0-3	1-3	1	6	7	4	2	13	3	1	0	0	3	-4
4	Jake Wojcik	G	30:45	3-11	2-5	4-4	0	4	4	2	2	12	3	1	4	0	1	7
33	TJ Long		17:28	4-9	2-7	1-1	0	3	3	1	2	11	0	1	1	0	0	-2
1	Chris Maidoh		17:34	2-2	0-0	0-0	1	4	5	3	0	4	2	4	0	0	0	-2
10	Allan Jeanne-Rose		05:05	1-1	0-0	1-2	0	1	1	1	1	3	0	3	0	0	0	-9
24	Jesus Cruz		17:35	2-3	1-2	0-0	1	1	2	3	1	5	0	0	1	0	0	-7
3	Jalen Leach		01:11	0-1	0-1	0-0	0	0	0	1	0	0	0	0	0	0	0	-4
11	Makai Willis		02:45	0-0	0-0	0-0	0	0	0	0	0	0	1	0	0	0	0	3
Team							5	0	5			0		1				
Totals				27-63	9-26	10-15	11	24	35	25	17	73	14	17	7	0	7	-7

Technical Fouls: Cook 2nd 20:00

Shooting By Period		
1st FG%	14-27	51.9%
3PT%	5-12	41.7%
FT%	2-3	66.7%
2nd FG%	13-36	36.1%
3PT%	4-14	28.6%
FT%	8-12	66.7%
GM FG%	27-63	42.9%
3PT%	9-26	34.6%
FT%	10-15	66.7%

Dead Ball Rebounds: 3, 1

Providence - 80 Record: 1-0

NO.	Name		Min	FG M-A	3P M-A	FT M-A	Rebounds OR	DR	TOT	Fouls PF	FD	TP	AS	TO	ST	Blocks BS	BA	+/-
14	Noah Horchler	F	26:19	3-5	2-4	2-4	1	10	11	3	2	10	3	3	1	1	0	12
0	Nate Watson	C	31:54	10-14	0-0	2-5	2	4	6	3	4	22	0	1	1	4	0	2
1	Aljami Durham	G	35:56	4-9	1-4	9-12	0	3	3	3	9	18	3	3	0	0	0	5
4	Jared Bynum	G	25:00	2-4	0-1	4-6	0	2	2	0	4	8	4	2	2	0	0	-1
11	A.J. Reeves	G	31:10	3-8	1-5	6-7	0	1	1	2	3	13	1	0	0	0	0	0
15	Justin Minaya		29:24	2-7	0-4	1-2	3	1	4	3	1	5	3	3	1	2	0	10
5	Ed Croswell		08:06	1-1	0-0	0-0	0	1	1	2	0	2	0	2	1	0	0	5
10	Alyn Breed		09:29	1-2	0-0	0-0	0	0	0	2	1	2	2	0	1	0	0	0
12	Brycen Goodine		02:42	0-1	0-0	0-0	0	0	0	0	0	0	0	0	0	0	0	2
Team							0	4	4			0		0				
Totals				26-51	4-18	24-36	6	26	32	18	24	80	16	14	7	7	0	7

Technical Fouls: Horchler 2nd 18:32

Shooting By Period		
1st FG%	17-27	63.0%
3PT%	3-9	33.3%
FT%	5-8	62.5%
2nd FG%	9-24	37.5%
3PT%	1-9	11.1%
FT%	19-28	67.9%
GM FG%	26-51	51.0%
3PT%	4-18	22.2%
FT%	24-36	66.7%

Dead Ball Rebounds: 6, 1

	FU	PC
Biggest lead	2 (1st 17:02)	12 (2nd 19:47)
Best Scoring Run	10(2nd 14:03)	9(2nd 19:47)
Lead Changes	8	
Times Tied	6	
Time with Lead	04:38	31:26

Points from	FU	PC
Turnovers	16	27
Paint	32	38
Second Chance	6	9
Fast Breaks	2	11
Bench	23	9

Period by Period Scoring	1st	2nd	TOT
FU	35	38	73
PC	42	38	80

Official Basketball Box Score - Final
Sacred Heart at Providence
11/11/21 Dunkin' Donuts Center, Providence
2021-22 Men's Basketball

Game Time: 6:30 PM
Game Duration: 1:59
Attendance: 9,716

Officials: Brian O'Connell, Clarence Armstrong, Ed Corliss

Sacred Heart - 64 Record: 1-1

NO.	Name		Min	FG M-A	3P M-A	FT M-A	Rebounds OR	DR	TOT	Fouls PF	FD	TP	AS	TO	ST	Blocks BS	BA	+/-
21	Bryce Johnson	F	20:38	1-4	1-1	0-0	1	2	3	2	1	3	2	1	0	0	1	-7
45	Nico Galette	F	30:02	6-14	3-9	0-0	1	4	5	0	0	15	1	1	0	0	0	-18
4	Alex Watson	G	35:32	4-8	2-5	2-3	0	3	3	4	4	12	2	5	0	0	0	-24
12	Joey Reilly	G	35:46	4-10	3-6	0-0	0	0	0	2	0	11	4	3	1	0	0	-23
22	Tyler Thomas	G	26:39	6-14	1-8	0-0	0	3	3	3	2	13	4	1	2	1	1	-22
3	Mike Sixsmith		22:03	2-6	2-4	2-3	0	0	0	1	2	8	0	3	0	0	1	-15
5	Zach Pfaffenberger		06:34	0-0	0-0	0-0	0	0	0	1	2	0	0	1	0	0	0	-6
25	Tanner Thomas		06:34	0-0	0-0	0-0	0	2	2	1	1	0	0	0	0	0	0	-6
30	Cantavio Dutreil		16:12	0-3	0-0	2-2	4	4	8	3	2	2	0	1	0	0	0	-19
Team							4	1	5			0		0				
Totals				23-59	12-33	6-8	10	19	29	17	14	64	13	16	3	1	3	-28

Technical Fouls::NONE

Shooting By Period		
1st FG%	12-27	44.4%
3PT%	8-18	44.4%
FT%	4-6	66.7%
2nd FG%	11-32	34.4%
3PT%	4-15	26.7%
FT%	2-2	100%
GM FG%	23-59	39.0%
3PT%	12-33	36.4%
FT%	6-8	75.0%

Dead Ball Rebounds: 1, 0

Providence - 92 Record: 2-0

NO.	Name		Min	FG M-A	3P M-A	FT M-A	Rebounds OR	DR	TOT	Fouls PF	FD	TP	AS	TO	ST	Blocks BS	BA	+/-
14	Noah Horchler	F	27:53	4-6	1-2	2-2	2	5	7	2	1	11	0	2	1	1	0	19
0	Nate Watson	C	28:51	6-9	0-0	2-3	2	8	10	1	2	14	0	2	0	0	1	21
1	Aljami Durham	G	28:40	5-13	2-9	0-2	1	1	2	2	3	12	3	1	1	0	0	18
4	Jared Bynum	G	20:02	2-5	1-2	4-5	1	0	1	1	3	9	4	0	1	1	0	16
11	A.J. Reeves	G	20:22	3-7	1-4	0-0	0	0	0	1	0	7	3	1	1	0	0	14
5	Ed Croswell		11:58	1-1	0-0	2-2	0	4	4	2	1	4	0	2	2	1	0	4
15	Justin Minaya		20:30	3-6	1-2	0-2	2	3	5	0	2	7	2	1	0	0	0	12
12	Brycen Goodine		13:16	1-1	1-1	4-4	0	0	0	4	3	7	1	1	3	0	0	15
10	Alyn Breed		20:06	5-6	3-4	2-2	1	2	3	0	1	15	3	1	0	0	0	10
24	Andrew Fonts		06:30	1-2	1-2	1-2	0	1	1	1	1	4	0	0	0	0	0	3
3	Matteus Case		01:52	1-1	0-0	0-0	0	1	1	0	0	2	0	0	0	0	0	8
Team							1	2	3			0		0				
Totals				32-57	11-26	17-24	10	27	37	14	17	92	16	11	9	3	1	28

Technical Fouls::NONE

Shooting By Period		
1st FG%	14-26	53.8%
3PT%	5-12	41.7%
FT%	10-14	71.4%
2nd FG%	18-31	58.1%
3PT%	6-14	42.9%
FT%	7-10	70%
GM FG%	32-57	56.1%
3PT%	11-26	42.3%
FT%	17-24	70.8%

Dead Ball Rebounds: 3, 0

	SH	PC
Biggest lead	2 (1st 9:32)	28 (2nd 0:42)
Best Scoring Run	5(1st 14:16)	13(2nd 4:20)
Lead Changes	4	
Times Tied	3	
Time with Lead	01:08	36:33

Points from	SH	PC
Turnovers	10	29
Paint	16	36
Second Chance	5	10
Fast Breaks	4	22
Bench	10	39

Period by Period Scoring	1st	2nd	TOT
SH	36	28	64
PC	43	49	92

Official Basketball Box Score - Final
Providence at Wisconsin
11/15/21 Kohl Center, Madison
2021-22 Men's Basketball

Game Time: 8:00 PM
Game Duration: 2:09
Attendance: 15,773

Officials: Mike Roberts, Bert Smith, Tim Clougherty

Providence - 63 Record: 3-0

NO.	Name		Min	FG M-A	3P M-A	FT M-A	Rebounds OR	DR	TOT	Fouls PF	FD	TP	AS	TO	ST	Blocks BS	BA	+/-
14	Noah Horchler	F	25:29	1-1	0-0	0-1	1	5	6	3	1	2	0	1	1	3	0	-8
0	Nate Watson	C	32:25	11-15	0-0	2-5	3	3	6	3	4	24	0	2	0	1	0	4
1	Aljami Durham	G	35:31	4-11	3-5	2-4	0	2	2	1	6	13	4	3	0	0	1	-2
4	Jared Bynum	G	27:30	1-10	0-4	2-3	1	8	9	2	2	4	7	5	1	0	2	5
11	A.J. Reeves	G	31:12	3-9	3-8	2-2	4	4	8	2	3	11	0	0	0	0	0	6
5	Ed Croswell		08:50	0-1	0-0	0-0	0	2	2	3	0	0	0	1	1	1	1	-1
15	Justin Minaya		24:36	1-4	1-3	0-0	2	5	7	1	0	3	0	1	0	1	0	9
10	Alyn Breed		10:43	1-3	1-2	3-4	0	2	2	3	3	6	0	1	0	0	0	5
12	Brycen Goodine		03:44	0-0	0-0	0-0	0	0	0	0	0	0	0	0	0	0	0	7
Team							1	1	2			0		1				
Totals				22-54	8-22	11-19	12	32	44	18	19	63	11	15	3	6	4	5

Technical Fouls::NONE

Shooting By Period		
1st FG%	12-32	37.5%
3PT%	4-11	36.4%
FT%	6-9	66.7%
2nd FG%	10-22	45.5%
3PT%	4-11	36.4%
FT%	5-10	50%
GM FG%	22-54	40.7%
3PT%	8-22	36.4%
FT%	11-19	57.9%

Dead Ball Rebounds: 4, 1

Wisconsin - 58 Record: 2-1

NO.	Name		Min	FG M-A	3P M-A	FT M-A	Rebounds OR	DR	TOT	Fouls PF	FD	TP	AS	TO	ST	Blocks BS	BA	+/-
5	Tyler Wahl	F	36:19	7-12	0-2	2-3	3	2	5	4	5	16	0	1	0	2	1	-7
20	Ben Carlson	F	17:49	1-7	0-3	0-0	2	1	3	0	1	2	0	1	0	1	3	-13
22	Steven Crowl	F	23:34	1-10	0-4	2-2	0	4	4	2	1	4	2	1	0	0	2	8
23	Chucky Hepburn	G	35:42	2-8	0-3	1-2	1	2	3	3	3	5	2	1	1	0	0	-3
34	Brad Davison	G	39:19	7-17	3-11	8-10	1	6	7	4	8	25	0	2	3	0	0	-4
14	Carter Gilmore		25:34	0-3	0-1	0-0	0	5	5	2	0	0	0	0	0	0	0	5
33	Chris Vogt		08:30	0-0	0-0	0-0	0	1	1	3	0	0	1	0	0	1	0	1
11	Lorne Bowman II		10:49	1-3	1-2	0-0	0	0	0	1	0	3	0	1	0	0	0	-13
35	Markus Ilver		02:11	0-0	0-0	0-0	0	0	0	0	0	0	0	0	0	0	0	2
2	Jordan Davis		00:13	1-1	1-1	0-0	0	0	0	0	0	3	0	0	0	0	0	-1
Team							4	3	7			0		0				
Totals				20-61	5-27	13-17	11	24	35	19	18	58	5	7	4	4	6	-5

Technical Fouls::NONE

Shooting By Period		
1st FG%	7-27	25.9%
3PT%	3-13	23.1%
FT%	6-8	75%
2nd FG%	13-34	38.2%
3PT%	2-14	14.3%
FT%	7-9	77.8%
GM FG%	20-61	32.8%
3PT%	5-27	18.5%
FT%	13-17	76.5%

Dead Ball Rebounds: 1, 0

	PC	UW
Biggest lead	13 (2nd 6:13)	6 (1st 9:11)
Best Scoring Run	10(1st 5:46)	8(2nd 3:18)
Lead Changes	2	
Times Tied	4	
Time with Lead	30:58	05:59

Points from	PC	UW
Turnovers	5	16
Paint	22	22
Second Chance	19	6
Fast Breaks	11	4
Bench	9	6

Period by Period Scoring	1st	2nd	TOT
PC	34	29	63
UW	23	35	58

Official Basketball Box Score - Final
New Hampshire at Providence
11/18/21 Dunkin' Donuts Center, Providence
2021-22 Men's Basketball

Game Time: 6:30 PM
Game Duration: 1:51
Attendance: 4,872

Officials: Evon Burroughs, Tony Henderson, Tommy Morrissey

New Hampshire - 58 Record: 1-2

NO.	Name		Min	FG M-A	3P M-A	FT M-A	Rebounds OR	DR	TOT	Fouls PF	FD	TP	AS	TO	ST	Blocks BS	BA	+/-
3	Nick Guadarrama	F	38:08	6-16	1-5	0-0	1	3	4	3	1	13	0	0	0	1	0	-8
23	Chris Lester	F	13:47	0-2	0-1	0-0	0	0	0	1	3	0	0	0	0	1	1	-3
24	Jayden Martinez	F	30:55	3-13	1-5	0-0	0	3	3	3	1	7	0	0	0	0	2	-8
10	Nick Johnson	G	25:14	3-4	1-1	0-0	1	6	7	4	0	7	0	1	0	0	0	5
11	Blondeau Tchoukuiegno	G	34:09	3-9	1-4	1-1	0	2	2	1	3	8	7	1	0	0	0	-13
2	Qon Murphy		30:42	4-6	3-3	4-4	2	1	3	2	3	15	0	0	1	0	1	-11
12	Sloan Seymour		16:09	2-4	1-3	0-0	0	0	0	0	0	5	0	0	1	0	0	-13
22	Marco Foster		10:56	1-2	1-2	0-0	0	2	2	1	0	3	0	0	0	0	0	-4
Team							1	1	2			0		1				
Totals				22-56	9-24	5-5	5	18	23	15	11	58	7	3	2	2	4	-11

Technical Fouls::NONE

Shooting By Period		
1st FG%	11-31	35.5%
3PT%	5-13	38.5%
FT%	0-0	0%
2nd FG%	11-25	44.0%
3PT%	4-11	36.4%
FT%	5-5	100%
GM FG%	22-56	39.3%
3PT%	9-24	37.5%
FT%	5-5	100.0%

Dead Ball Rebounds: 0, 0

Providence - 69 Record: 4-0

NO.	Name		Min	FG M-A	3P M-A	FT M-A	Rebounds OR	DR	TOT	Fouls PF	FD	TP	AS	TO	ST	Blocks BS	BA	+/-
14	Noah Horchler	F	28:10	4-9	2-4	0-0	2	10	12	1	0	10	4	0	0	0	0	4
0	Nate Watson	C	28:49	7-8	0-0	3-8	2	2	4	3	7	17	1	3	0	1	1	23
1	Aljami Durham	G	32:51	6-9	0-2	7-7	1	1	2	1	4	19	3	0	0	0	0	4
4	Jared Bynum	G	18:06	1-3	1-2	0-0	0	0	0	0	1	3	1	0	0	0	1	7
11	A.J. Reeves	G	24:06	2-7	1-5	1-3	1	0	1	2	3	6	2	0	0	2	0	1
15	Justin Minaya		32:15	4-7	0-2	0-0	0	10	10	1	0	8	3	2	0	1	0	16
5	Ed Croswell		09:41	0-1	0-0	0-0	0	0	0	0	0	0	0	0	0	0	0	-14
12	Brycen Goodine		05:14	0-0	0-0	0-0	0	1	1	0	0	0	0	0	1	0	0	7
10	Alyn Breed		20:48	3-5	0-0	0-0	1	3	4	3	0	6	1	0	0	0	0	7
Team							1	2	3			0		1				
Totals				27-49	4-15	11-18	8	29	37	11	15	69	15	6	1	4	2	11

Technical Fouls::NONE

Shooting By Period		
1st FG%	11-25	44.0%
3PT%	2-10	20.0%
FT%	6-6	100%
2nd FG%	16-24	66.7%
3PT%	2-5	40.0%
FT%	5-12	41.7%
GM FG%	27-49	55.1%
3PT%	4-15	26.7%
FT%	11-18	61.1%

Dead Ball Rebounds: 3, 0

	NH	PC
Biggest lead	1 (1st 14:21)	13 (2nd 5:16)
Best Scoring Run	6(1st 3:58)	12(2nd 10:18)
Lead Changes	6	
Times Tied	5	
Time with Lead	01:50	34:55

Points from	NH	PC
Turnovers	5	2
Paint	24	40
Second Chance	8	8
Fast Breaks	0	6
Bench	23	14

Period by Period Scoring	1st	2nd	TOT
NH	27	31	58
PC	30	39	69

Official Basketball Box Score - Final

Providence at Northwestern

11/22/21 Prudential Center, Newark

2021-22 Men's Basketball

Game Time: 9:30 PM
Game Duration: 1:56
Attendance: 3,719

Officials: DJ Carstensen, Clarence Armstrong, Rob Rorke

Providence - 77 **Record: 5-0**

NO.	Name		Min	FG M-A	3P M-A	FT M-A	Rebounds OR	DR	TOT	Fouls PF	FD	TP	AS	TO	ST	Blocks BS	BA	+/-
14	Noah Horchler	F	32:55	3-10	3-7	2-2	1	6	7	3	1	11	4	2	0	0	0	5
15	Justin Minaya	F	21:02	1-3	1-2	0-0	2	4	6	0	0	3	1	2	0	1	1	6
0	Nate Watson	C	35:38	8-12	0-0	0-1	0	5	5	1	3	16	0	1	0	1	1	5
1	Aljami Durham	G	38:45	1-7	1-5	8-8	0	2	2	2	6	11	7	2	0	1	0	8
4	Jared Bynum	G	24:28	5-9	3-5	2-2	0	5	5	3	5	15	4	2	1	0	0	12
5	Ed Croswell		07:33	1-1	0-0	0-0	1	1	2	2	0	2	1	0	0	0	0	4
11	A.J. Reeves		17:17	2-4	2-3	0-0	0	2	2	1	0	6	2	0	0	0	0	-11
10	Alyn Breed		11:24	0-2	0-2	1-2	0	1	1	3	1	1	2	3	1	0	0	-6
12	Brycen Goodine		10:58	4-5	4-5	0-0	0	2	2	0	0	12	0	0	0	0	0	2
Team							3	1	4			0		0				
Totals				25-53	14-29	13-15	7	29	36	15	16	77	21	12	2	3	2	5

Technical Fouls::NONE

Shooting By Period		
1st FG%	14-28	50.0%
3PT%	8-16	50.0%
FT%	0-0	0%
2nd FG%	11-25	44.0%
3PT%	6-13	46.2%
FT%	13-15	86.7%
GM FG%	25-53	47.2%
3PT%	14-29	48.3%
FT%	13-15	86.7%

Dead Ball Rebounds: 0, 0

Northwestern - 72 **Record: 4-1**

NO.	Name		Min	FG M-A	3P M-A	FT M-A	Rebounds OR	DR	TOT	Fouls PF	FD	TP	AS	TO	ST	Blocks BS	BA	+/-
22	Pete Nance	F	33:44	8-17	2-4	2-4	1	4	5	2	2	20	5	1	1	1	1	2
31	Robbie Beran	F	21:44	2-5	0-2	1-1	0	2	2	5	2	5	0	0	0	0	0	-4
0	Boo Buie	G	33:30	8-15	4-7	3-3	0	4	4	1	3	23	4	4	0	0	1	-3
3	Ty Berry	G	20:53	0-2	0-1	0-0	0	1	1	1	4	0	0	0	1	0	0	-11
14	Casey Simmons	G	15:51	1-1	0-0	0-0	0	2	2	0	0	2	0	0	0	0	0	-8
15	Ryan Young		16:29	4-8	0-0	1-1	1	1	2	0	2	9	0	0	1	1	0	-10
2	Ryan Greer		26:05	3-7	1-1	0-0	0	5	5	3	1	7	4	0	0	0	1	9
5	Julian Roper II		23:57	2-4	1-1	0-0	0	4	4	2	0	5	4	1	2	0	0	1
21	Elyjah Williams		07:47	0-1	0-1	1-2	0	0	0	2	1	1	0	0	0	0	0	-1
Team							3	0	3			0		0				
Totals				28-60	8-17	8-11	5	23	28	16	15	72	17	6	5	2	3	-5

Technical Fouls::NONE

Shooting By Period		
1st FG%	11-26	42.3%
3PT%	3-8	37.5%
FT%	2-2	100%
2nd FG%	17-34	50.0%
3PT%	5-9	55.6%
FT%	6-9	66.7%
GM FG%	28-60	46.7%
3PT%	8-17	47.1%
FT%	8-11	72.7%

Dead Ball Rebounds: 1, 0

	PRO	UNW
Biggest lead	18 (2nd 11:22)	0 (1st 20:00)
Best Scoring Run	8(2nd 19:09)	9(2nd 9:34)
Lead Changes	0	
Times Tied	0	
Time with Lead	39:33	00:00

Points from	PRO	UNW
Turnovers	5	12
Paint	20	36
Second Chance	10	6
Fast Breaks	2	11
Bench	21	22

Period by Period Scoring	1st	TOT
PRO	36	41	77
UNW	27	45	72

Official Basketball Box Score - Final

Virginia at Providence

11/23/21 Prudential Center, Newark

2021-22 Men's Basketball - 2021 Roman Legends Classic Championship Game

Game Time: 7:30 PM
Game Duration: 1:59
Attendance: 2,787

Officials: DJ Cartensen, Brian O'Connell, Bill Covington

Virginia - 58 **Record: 4-2**

NO.	Name		Min	FG M-A	3P M-A	FT M-A	Rebounds OR	DR	TOT	Fouls PF	FD	TP	AS	TO	ST	Blocks BS	BA	+/-
1	Jayden Gardner	F	35:52	8-9	0-0	5-5	4	9	13	2	5	21	0	4	0	0	0	25
21	Kadin Shedrick	F	23:43	2-6	0-0	0-0	1	6	7	4	0	4	0	1	0	5	1	10
0	Kihei Clark	G	39:03	4-12	2-5	0-0	0	3	3	1	3	10	5	1	0	0	2	15
2	Reece Beekman	G	37:34	2-8	0-0	1-1	0	4	4	3	1	5	7	0	1	2	2	15
4	Armaan Franklin	G	24:29	5-7	4-6	0-0	0	0	0	4	0	14	1	4	1	0	0	16
22	Francisco Caffaro		16:17	1-2	0-0	2-4	3	4	7	1	4	4	0	2	0	1	0	8
11	Malachi Poindexter		05:45	0-0	0-0	0-0	0	1	1	1	0	0	1	0	0	0	0	1
24	Igor Milićić Jr.		02:42	0-0	0-0	0-0	0	0	0	0	0	0	0	0	0	0	0	-2
33	Carson McCorkle		01:06	0-0	0-0	0-0	0	0	0	0	0	0	0	0	0	0	0	0
23	Kody Stattmann		13:29	0-1	0-1	0-0	0	1	1	1	2	0	0	1	0	0	0	2
Team							1	1	2			0		2				
Totals				22-45	6-12	8-10	9	29	38	17	15	58	14	15	2	8	5	18

Technical Fouls::NONE

Shooting By Period		
1st FG%	11-25	44.0%
3PT%	4-7	57.1%
FT%	4-6	66.7%
2nd FG%	11-20	55.0%
3PT%	2-5	40.0%
FT%	4-4	100%
GM FG%	22-45	48.9%
3PT%	6-12	50.0%
FT%	8-10	80.0%

Dead Ball Rebounds: 1, 0

Providence - 40 **Record: 5-1**

NO.	Name		Min	FG M-A	3P M-A	FT M-A	Rebounds OR	DR	TOT	Fouls PF	FD	TP	AS	TO	ST	Blocks BS	BA	+/-
14	Noah Horchler	F	36:51	4-8	1-4	5-5	2	5	7	4	2	14	2	0	1	1	0	-11
15	Justin Minaya	F	29:48	0-4	0-3	1-2	0	2	2	3	1	1	0	0	3	1	1	-11
0	Nate Watson	C	27:22	4-11	0-0	0-2	3	1	4	2	4	8	0	2	1	1	1	-8
1	Aljami Durham	G	37:59	3-10	1-4	3-4	0	2	2	2	4	10	2	2	0	0	3	-16
4	Jared Bynum	G	18:58	0-4	0-2	2-2	0	0	0	1	1	2	3	2	2	2	1	-8
10	Alyn Breed		09:02	0-2	0-1	0-0	0	0	0	0	0	0	2	0	0	0	0	-8
5	Ed Croswell		12:40	0-2	0-0	0-0	2	1	3	0	1	0	0	0	0	0	0	-12
11	A.J. Reeves		07:56	0-3	0-3	0-0	0	1	1	1	1	0	0	0	0	0	1	-13
12	Brycen Goodine		19:24	1-7	1-5	2-3	0	3	3	2	3	5	0	0	1	0	1	-3
Team							5	0	5			0		2				
Totals				12-51	3-22	13-18	12	15	27	15	17	40	9	8	8	5	8	-18

Technical Fouls::NONE

Shooting By Period		
1st FG%	6-23	26.1%
3PT%	1-9	11.1%
FT%	2-2	100%
2nd FG%	6-28	21.4%
3PT%	2-13	15.4%
FT%	11-16	68.8%
GM FG%	12-51	23.5%
3PT%	3-22	13.6%
FT%	13-18	72.2%

Dead Ball Rebounds: 3, 0

	UVA	PRO
Biggest lead	18 (2nd 0:31)	3 (1st 18:15)
Best Scoring Run	13(1st 10:36)	8(2nd 10:49)
Lead Changes	1	
Times Tied	2	
Time with Lead	35:07	02:40

Points from	UVA	PRO
Turnovers	9	16
Paint	28	16
Second Chance	12	4
Fast Breaks	4	2
Bench	4	5

Period by Period Scoring	1st	2nd	TOT
UVA	30	28	58
PRO	15	25	40

Official Basketball Box Score - Final

Saint Peter's at Providence

11/27/21 Dunkin' Donuts Center, Providence

2021-22 Men's Basketball

Game Time: 12:00 PM
Game Duration: 2:03

Officials: Mike Roberts, Les Cassell, Mike Palau

Saint Peter's - 71 **Record: 1-3**

NO.	Name		Min	FG M-A	3P M-A	FT M-A	Rebounds OR	DR	TOT	Fouls PF	FD	TP	AS	TO	ST	Blocks BS	BA	+/-
10	Fousseyni Drame	F	33:48	6-10	1-2	0-0	6	3	9	4	0	13	2	0	0	0	2	-17
11	KC Ndefo	F	12:10	1-2	0-0	0-0	1	0	1	4	0	2	1	1	1	0	1	-6
5	Daryl Banks III	G	34:36	9-16	3-7	5-6	0	0	0	2	3	26	1	1	1	0	0	-10
15	Matthew Lee	G	24:07	0-2	0-1	1-2	1	1	2	4	3	1	4	0	1	0	0	-13
25	Doug Edert	G	37:15	5-11	1-5	5-5	0	3	3	0	4	16	3	0	0	0	0	-14
12	Clarence Rupert		13:27	4-6	0-0	0-0	0	0	0	3	0	8	0	0	1	0	0	-4
13	Isiah Dasher		08:09	0-0	0-0	0-0	0	1	1	1	0	0	1	1	2	0	0	-4
14	Hassan Drame		14:57	1-5	0-1	0-2	1	0	1	3	1	2	2	2	1	0	0	-4
32	Jaylen Murray		15:53	1-7	1-2	0-0	0	0	0	1	1	3	1	2	4	0	2	-1
24	Oumar Diahame		05:38	0-0	0-0	0-0	0	1	1	1	0	0	0	0	0	0	0	3
Team							1	1	2			0		2				
Totals				27-59	6-18	11-15	10	10	20	23	12	71	15	9	11	0	5	-14

Technical Fouls::NONE

Shooting By Period		
1st FG%	13-24	54.2%
3PT%	2-4	50.0%
FT%	9-11	81.8%
2nd FG%	14-35	40.0%
3PT%	4-14	28.6%
FT%	2-4	50%
GM FG%	27-59	45.8%
3PT%	6-18	33.3%
FT%	11-15	73.3%

Dead Ball Rebounds: 2, 0

Providence - 85 **Record: 6-1**

NO.	Name		Min	FG M-A	3P M-A	FT M-A	Rebounds OR	DR	TOT	Fouls PF	FD	TP	AS	TO	ST	Blocks BS	BA	+/-
14	Noah Horchler	F	38:41	9-10	3-4	4-4	2	9	11	0	3	25	5	1	0	1	0	18
0	Nate Watson	C	32:48	8-12	0-0	7-7	1	5	6	0	4	23	1	0	0	2	0	14
1	Aljami Durham	G	39:12	1-3	0-2	9-9	0	3	3	2	7	11	3	7	1	2	0	10
4	Jared Bynum	G	06:55	1-2	1-2	0-0	0	1	1	2	0	3	3	0	0	0	0	9
11	A.J. Reeves	G	37:28	3-6	2-4	4-4	0	1	1	3	2	12	3	3	1	0	0	14
5	Ed Croswell		08:31	2-3	0-0	1-2	2	4	6	1	1	5	0	2	0	0	0	-4
10	Alyn Breed		30:31	0-2	0-1	4-4	0	1	1	2	5	4	1	2	2	0	0	11
24	Andrew Fonts		04:10	0-0	0-0	0-0	0	0	0	2	0	0	1	0	0	0	0	1
3	Matteus Case		01:44	1-1	0-0	0-1	0	0	0	0	1	2	0	0	0	0	0	-3
Team							0	0	0			0		0				
Totals				25-39	6-13	29-31	5	24	29	12	23	85	17	15	4	5	0	14

Technical Fouls::NONE

Shooting By Period		
1st FG%	13-19	68.4%
3PT%	4-7	57.1%
FT%	8-10	80%
2nd FG%	12-20	60.0%
3PT%	2-6	33.3%
FT%	21-21	100%
GM FG%	25-39	64.1%
3PT%	6-13	46.2%
FT%	29-31	93.5%

Dead Ball Rebounds: 1, 0

	SP	PC
Biggest lead	2 (2nd 19:37)	14 (2nd 6:53)
Best Scoring Run	7(2nd 19:37)	8(1st 7:51)
Lead Changes	6	
Times Tied	3	
Time with Lead	03:13	35:05

Points from	SP	PC
Turnovers	12	16
Paint	36	34
Second Chance	14	6
Fast Breaks	2	9
Bench	13	11

Period by Period Scoring	1st	2nd	TOT
SP	37	34	71
PC	38	47	85

Official Basketball Box Score - Final

Texas Tech at Providence

12/01/21 Dunkin' Donuts Center, Providence

2021-22 Men's Basketball

Game Time: 8:30 PM
Game Duration: 2:27
Attendance: 10,022

Officials: Jeffrey Anderson, Brent Hampton, Clarence Armstrong

Texas Tech - 68 **Record: 6-1**

NO.	Name		Min	FG M-A	3P M-A	FT M-A	Rebounds OR	DR	TOT	Fouls PF	FD	TP	AS	TO	ST	Blocks BS	BA	+/-
0	Kevin Obanor	F	20:13	5-10	2-4	0-0	2	1	3	2	0	12	0	2	0	0	0	9
11	Bryson Williams	F	26:58	1-9	0-2	2-2	1	1	2	5	2	4	1	2	0	0	1	-2
1	Terrence Shannon, Jr.	G	22:43	6-11	2-7	3-3	2	1	3	4	2	17	1	4	0	0	0	-1
2	Davion Warren	G	20:19	2-8	1-3	3-4	0	2	2	4	5	8	1	1	1	0	1	5
15	Kevin McCullar	G	26:37	2-7	1-3	5-7	1	3	4	5	7	10	1	1	2	0	1	-2
13	Mylik Wilson		25:46	1-4	0-2	2-2	1	2	3	2	1	4	1	1	2	0	1	-10
14	Marcus Santos-Silva		19:23	2-2	0-0	0-0	2	0	2	4	0	4	1	2	0	1	0	-15
25	Adonis Arms		27:13	2-5	1-2	1-4	3	4	7	3	3	6	1	2	1	0	0	-7
4	Daniel Batcho		10:39	1-2	0-0	0-0	1	1	2	0	1	2	0	0	0	0	0	3
3	Clarence Nadolny		00:09	0-0	0-0	1-2	0	0	0	0	1	1	0	0	0	0	0	0
Team							4	5	9			0		3				
Totals				22-58	7-23	17-24	17	20	37	29	22	68	7	18	6	1	4	-4

Technical Fouls::NONE

Shooting By Period		
1st FG%	10-29	34.5%
3PT%	3-11	27.3%
FT%	7-9	77.8%
2nd FG%	12-29	41.4%
3PT%	4-12	33.3%
FT%	10-15	66.7%
GM FG%	22-58	37.9%
3PT%	7-23	30.4%
FT%	17-24	70.8%

Dead Ball Rebounds: 6, 0

Providence - 72 **Record: 7-1**

NO.	Name		Min	FG M-A	3P M-A	FT M-A	Rebounds OR	DR	TOT	Fouls PF	FD	TP	AS	TO	ST	Blocks BS	BA	+/-
14	Noah Horchler	F	26:51	1-6	0-2	4-6	2	0	2	4	6	6	1	5	2	0	0	2
0	Nate Watson	C	26:00	1-4	0-0	3-4	2	3	5	4	2	5	1	1	1	0	1	-7
1	Aljami Durham	G	37:56	5-13	1-4	12-13	0	3	3	3	7	23	2	4	0	1	0	1
10	Alyn Breed	G	24:23	1-4	1-2	4-4	0	1	1	1	5	7	0	0	0	0	0	-4
11	A.J. Reeves	G	30:55	4-12	3-7	3-5	4	4	8	1	3	14	0	2	0	1	0	7
5	Ed Croswell		22:30	5-5	0-0	1-4	4	2	6	3	4	11	1	0	1	2	0	13
12	Brycen Goodine		03:38	0-1	0-1	0-0	0	1	1	3	0	0	0	0	0	0	0	5
15	Justin Minaya		27:47	2-6	1-4	1-2	1	2	3	3	2	6	2	2	1	0	0	3
Team							4	2	6			0		2				
Totals				19-51	6-20	28-38	17	18	35	22	29	72	7	16	5	4	1	4

Technical Fouls::NONE

Shooting By Period		
1st FG%	8-30	26.7%
3PT%	2-13	15.4%
FT%	10-15	66.7%
2nd FG%	11-21	52.4%
3PT%	4-7	57.1%
FT%	18-23	78.3%
GM FG%	19-51	37.3%
3PT%	6-20	30.0%
FT%	28-38	73.7%

Dead Ball Rebounds: 5, 2

	TT	PC
Biggest lead	14 (1st 8:17)	8 (2nd 12:03)
Best Scoring Run	12(1st 8:17)	9(2nd 14:55)
Lead Changes	10	
Times Tied	9	
Time with Lead	24:06	13:43

Points from	TT	PC
Turnovers	21	25
Paint	30	22
Second Chance	17	18
Fast Breaks	9	8
Bench	17	17

Period by Period Scoring	1st	2nd	TOT
TT	30	38	68
PC	28	44	72

Official Basketball Box Score - Final

Rhode Island at Providence

12/04/21 Dunkin' Donuts Center, Providence

2021-22 Men's Basketball

Game Time: 2:00 PM
Game Duration: 2:00
Attendance: 12,947

Officials: John Gaffney, James Breeding, Roger Ayers

Rhode Island - 52 Record: 6-3

NO.	Name		Min	FG M-A	3P M-A	FT M-A	Rebounds OR	DR	TOT	Fouls PF	FD	TP	AS	TO	ST	Blocks BS	BA	+/-
21	Makhi Mitchell	F	17:47	1-3	1-1	1-2	0	3	3	4	3	4	0	5	0	1	0	-17
22	Makhel Mitchell	F	17:49	4-6	0-0	1-1	0	3	3	4	3	9	1	0	1	2	0	-2
2	Jeremy Sheppard	G	31:21	3-13	0-5	4-4	2	2	4	1	3	10	1	1	2	1	1	-25
10	Ishmael Leggett	G	31:55	3-9	0-3	0-2	0	2	2	4	4	6	2	1	2	0	1	-13
42	Ishmael El-Amin	G	22:17	3-8	1-3	0-0	0	1	1	1	1	7	0	2	0	1	0	-23
5	Antwan Walker		29:13	3-6	0-0	2-2	2	2	4	4	2	8	1	1	1	0	0	-9
12	Malik Martin		27:54	1-1	0-0	0-0	1	7	8	1	0	2	0	4	0	0	0	6
0	Sebastian Thomas		13:34	2-2	0-0	0-2	0	1	1	0	1	4	3	0	0	0	0	11
24	Ileri Ayo-Faleye		08:10	1-3	0-1	0-0	1	0	1	0	0	2	0	0	0	2	0	2
Team							2	1	3			0		0				
Totals				21-51	2-13	8-13	8	22	30	19	17	52	8	14	6	7	2	-14

Technical Fouls:NONE

Shooting By Period		
1st FG%	8-23	34.8%
3PT%	2-7	28.6%
FT%	6-6	100%
2nd FG%	13-28	46.4%
3PT%	0-6	0.0%
FT%	2-7	28.6%
GM FG%	21-51	41.2%
3PT%	2-13	15.4%
FT%	8-13	61.5%

Dead Ball Rebounds: 2, 0

Providence - 66 Record: 8-1

NO.	Name		Min	FG M-A	3P M-A	FT M-A	Rebounds OR	DR	TOT	Fouls PF	FD	TP	AS	TO	ST	Blocks BS	BA	+/-
14	Noah Horchler	F	31:47	5-11	4-8	2-2	1	6	7	2	3	16	2	0	0	0	1	18
0	Nate Watson	C	20:13	3-7	0-0	1-4	1	1	2	4	4	7	0	1	1	1	0	8
1	Aljami Durham	G	38:09	4-11	1-2	5-5	0	3	3	1	5	14	6	5	1	0	1	19
10	Alyn Breed	G	24:50	0-8	0-2	2-2	3	2	5	4	2	2	2	3	2	0	2	14
11	A.J. Reeves	G	30:18	3-14	2-8	0-0	1	1	2	2	1	8	3	1	1	0	1	12
15	Justin Minaya		28:45	3-5	0-1	0-0	4	2	6	1	1	6	1	0	0	0	1	-7
5	Ed Croswell		22:30	5-6	0-0	3-3	8	7	15	2	3	13	0	1	2	1	1	10
12	Brycen Goodine		03:28	0-1	0-1	0-0	0	1	1	1	0	0	0	1	0	0	0	-4
Team							2	2	4			0		1				
Totals				23-63	7-22	13-16	20	25	45	17	19	66	14	13	7	2	7	14

Technical Fouls:NONE

Shooting By Period		
1st FG%	15-36	41.7%
3PT%	3-10	30.0%
FT%	2-4	50%
2nd FG%	8-27	29.6%
3PT%	4-12	33.3%
FT%	11-12	91.7%
GM FG%	23-63	36.5%
3PT%	7-22	31.8%
FT%	13-16	81.3%

Dead Ball Rebounds: 1, 0

	RI	PC
Biggest lead	3 (1st 6:27)	17 (2nd 13:31)
Best Scoring Run	15(1st 6:27)	9(1st 17:34)
Lead Changes	4	
Times Tied	0	
Time with Lead	03:23	35:16

Points from	RI	PC
Turnovers	14	16
Paint	34	24
Second Chance	8	18
Fast Breaks	11	8
Bench	16	19

Period by Period Scoring	1st	2nd	TOT
RI	24	28	52
PC	35	31	66

Official Basketball Box Score - Final

Vermont at Providence

12/07/21 Dunkin' Donuts Center, Providence

2021-22 Men's Basketball

Game Time: 6:30 PM
Game Duration: 1:52
Attendance: 5,087

Officials: Pat Driscoll, Paul Szelc, Brian Dorsey

Vermont - 58 Record: 6-4

NO.	Name		Min	FG M-A	3P M-A	FT M-A	Rebounds OR	DR	TOT	Fouls PF	FD	TP	AS	TO	ST	Blocks BS	BA	+/-
14	Isaiah Powell	F	35:49	4-10	1-5	0-0	1	7	8	3	0	9	3	2	1	0	0	-14
35	Ryan Davis	F	31:57	6-8	2-2	5-6	1	4	5	3	5	19	1	1	0	1	0	-4
15	Finn Sullivan	G	21:27	2-7	0-5	0-0	0	0	0	2	0	4	0	4	1	1	0	-11
21	Justin Mazzulla	G	29:26	1-4	0-1	0-0	1	6	7	2	2	2	3	3	1	0	1	-2
24	Ben Shungu	G	33:55	8-18	2-5	2-2	1	1	2	2	4	20	1	3	0	0	1	-10
55	Robin Duncan		22:49	1-2	0-0	2-2	0	1	1	4	2	4	3	1	0	1	0	-5
4	Kam Gibson		08:54	0-1	0-0	0-0	0	0	0	0	0	0	1	1	0	0	0	0
32	Nick Fiorillo		12:12	0-1	0-1	0-0	1	2	3	1	2	0	0	0	1	0	0	-3
12	Bailey Patella		03:31	0-0	0-0	0-0	0	0	0	2	0	0	0	1	0	0	0	-1
Team							2	4	6			0		0				
Totals				22-51	5-19	9-10	7	25	32	20	15	58	12	16	4	3	2	-10

Technical Fouls: Coach 1st 11:09

Shooting By Period		
1st FG%	8-24	33.3%
3PT%	2-9	22.2%
FT%	2-2	100%
2nd FG%	14-27	51.9%
3PT%	3-10	30.0%
FT%	7-8	87.5%
GM FG%	22-51	43.1%
3PT%	5-19	26.3%
FT%	9-10	90.0%

Dead Ball Rebounds: 0, 0

Providence - 68 Record: 9-1

NO.	Name		Min	FG M-A	3P M-A	FT M-A	Rebounds OR	DR	TOT	Fouls PF	FD	TP	AS	TO	ST	Blocks BS	BA	+/-
14	Noah Horchler	F	24:23	0-5	0-3	0-1	2	8	10	1	1	0	4	2	0	0	0	0
0	Nate Watson	C	28:30	10-12	0-0	4-5	1	2	3	2	6	24	3	0	1	0	0	10
1	Aljami Durham	G	37:16	2-9	0-3	5-9	1	0	1	1	7	9	5	3	1	1	1	9
10	Alyn Breed	G	23:58	3-8	0-2	2-2	0	1	1	4	1	8	1	2	3	0	0	9
11	A.J. Reeves	G	32:56	8-12	6-10	2-2	0	1	1	1	2	24	4	0	1	0	0	15
5	Ed Croswell		18:00	0-1	0-0	1-2	1	5	6	3	1	1	0	1	0	0	1	8
15	Justin Minaya		26:41	1-4	0-1	0-0	1	4	5	1	1	2	1	1	1	0	1	5
12	Brycen Goodine		08:16	0-1	0-1	0-0	0	0	0	2	0	0	0	0	0	1	0	-6
Team							1	2	3			0		0				
Totals				24-52	6-20	14-21	7	23	30	15	19	68	18	9	7	2	3	10

Technical Fouls:NONE

Shooting By Period		
1st FG%	11-27	40.7%
3PT%	3-10	30.0%
FT%	5-8	62.5%
2nd FG%	13-25	52.0%
3PT%	3-10	30.0%
FT%	9-13	69.2%
GM FG%	24-52	46.2%
3PT%	6-20	30.0%
FT%	14-21	66.7%

Dead Ball Rebounds: 3, 0

	UV	PC
Biggest lead	0 (1st 20:00)	16 (2nd 9:29)
Best Scoring Run	6(2nd 16:20)	11(1st 17:01)
Lead Changes	0	
Times Tied	0	
Time with Lead	00:00	39:34

Points from	UV	PC
Turnovers	8	17
Paint	32	30
Second Chance	8	5
Fast Breaks	6	9
Bench	4	3

Period by Period Scoring	1st	2nd	TOT
UV	20	38	58
PC	30	38	68

Official Basketball Box Score - Final

Central Conn. St. at Providence

12/11/21 Dunkin' Donuts Center, Providence

2021-22 Men's Basketball

Game Time: 2:00 PM
Game Duration: 1:55
Attendance: 5,111

Officials: Brett Hampton, Tim Clougherty, Nathan Farrell

Central Conn. St. - 53 Record: 2-8

NO.	Name		Min	FG M-A	3P M-A	FT M-A	Rebounds OR	DR	TOT	Fouls PF	FD	TP	AS	TO	ST	Blocks BS	BA	+/-
15	Jayden Brown	F	27:31	4-11	1-2	0-5	3	3	6	2	5	9	1	2	1	1	1	-14
1	Nigel Scantlebury	G	32:05	3-10	1-3	2-2	0	10	10	3	1	9	3	2	1	0	3	-16
3	Ian Krishnan	G	19:11	1-10	1-7	0-0	1	2	3	2	0	3	2	1	0	1	0	-16
21	Andre Snoddy	G	26:48	2-5	0-1	0-2	1	6	7	0	1	4	0	0	3	1	1	-5
22	Trenton McLaughlin	G	15:20	1-3	1-1	0-0	0	3	3	1	0	3	0	1	1	0	0	-21
20	Stephane Ayangma		15:26	2-5	0-2	2-4	0	4	4	1	2	6	1	2	0	0	0	-7
10	Zach Newkirk		05:01	0-3	0-1	0-0	1	0	1	0	1	0	0	0	0	0	0	-6
12	Arian Dehnavi		03:34	0-1	0-0	0-0	0	0	0	2	0	0	0	0	0	0	0	-3
11	Tre Mitchell		26:00	3-10	3-8	6-6	0	3	3	0	4	15	0	2	1	0	0	2
0	Joe Ostrowsky		20:05	0-2	0-1	0-0	0	2	2	0	0	0	0	0	0	0	0	5
24	Ola Olamuyiwa		00:55	0-0	0-0	0-0	0	0	0	0	0	0	0	0	0	0	0	0
2	Davonte Sweatman		08:04	2-4	0-1	0-1	0	1	1	2	1	4	0	0	0	0	0	6
Team							1	1	2			0		0				
Totals				18-64	7-27	10-20	7	35	42	13	15	53	7	10	7	3	5	-15

Technical Fouls:NONE

Shooting By Period		
1st FG%	8-30	26.7%
3PT%	3-13	23.1%
FT%	6-9	66.7%
2nd FG%	10-34	29.4%
3PT%	4-14	28.6%
FT%	4-11	36.4%
GM FG%	18-64	28.1%
3PT%	7-27	25.9%
FT%	10-20	50.0%

Dead Ball Rebounds: 5, 0

Providence - 68 Record: 10-1

NO.	Name		Min	FG M-A	3P M-A	FT M-A	Rebounds OR	DR	TOT	Fouls PF	FD	TP	AS	TO	ST	Blocks BS	BA	+/-
14	Noah Horchler	F	27:13	5-12	1-4	1-2	4	6	10	2	1	12	2	3	0	2	1	17
15	Justin Minaya	F	30:08	6-6	2-2	0-1	0	3	3	2	2	14	2	2	3	0	0	21
0	Nate Watson	C	28:47	4-8	0-0	0-0	0	9	9	3	1	8	0	0	0	0	1	18
1	Aljami Durham	G	30:27	3-11	0-4	2-3	0	5	5	0	2	8	3	3	2	2	0	21
11	A.J. Reeves	G	32:53	7-17	3-9	0-0	0	9	9	2	1	17	7	1	0	1	1	14
5	Ed Croswell		14:28	2-2	0-0	1-3	0	1	1	4	4	5	2	0	0	0	0	0
12	Brycen Goodine		17:21	1-4	0-3	0-0	0	3	3	1	0	2	1	0	0	0	0	-6
10	Alyn Breed		17:09	0-5	0-4	2-2	0	3	3	1	2	2	0	2	1	0	0	-7
24	Andrew Fonts		01:34	0-0	0-0	0-0	0	1	1	0	0	0	0	0	0	0	0	-3
Team							0	3	3			0		0				
Totals				28-65	6-26	6-11	4	43	47	15	13	68	17	11	6	5	3	15

Technical Fouls:NONE

Shooting By Period		
1st FG%	18-36	50.0%
3PT%	4-14	28.6%
FT%	4-9	44.4%
2nd FG%	10-29	34.5%
3PT%	2-12	16.7%
FT%	2-2	100%
GM FG%	28-65	43.1%
3PT%	6-26	23.1%
FT%	6-11	54.5%

Dead Ball Rebounds: 3, 1

	CC	PC
Biggest lead	0 (1st 20:00)	29 (2nd 15:19)
Best Scoring Run	8(2nd 7:18)	12(1st 16:02)
Lead Changes	0	
Times Tied	0	
Time with Lead	00:00	39:45

Points from	CC	PC
Turnovers	7	11
Paint	22	40
Second Chance	7	6
Fast Breaks	15	11
Bench	25	9

Period by Period Scoring	1st	2nd	TOT
CC	25	28	53
PC	44	24	68

Official Basketball Box Score - Final

Providence at UConn

12/18/21 XL Center, Hartford, Conn.

2021-22 Men's Basketball

Game Time: 5:00 PM
Game Duration: 2:03
Attendance: 15,564

Officials: Pat Driscoll, Lamar Simpson, Wally Rutecki

Providence - 57 Record: 11-1 (1-0)

NO.	Name		Min	FG M-A	3P M-A	FT M-A	Rebounds OR	DR	TOT	Fouls PF	FD	TP	AS	TO	ST	Blocks BS	BA	+/-
14	Noah Horchler	F	30:29	1-7	0-2	0-3	2	3	5	1	3	2	0	1	1	0	1	5
15	Justin Minaya	F	22:48	0-4	0-1	2-2	2	3	5	1	2	2	1	0	0	0	1	7
0	Nate Watson	C	30:03	5-12	0-0	0-1	1	6	7	4	1	10	2	1	1	1	2	-2
1	Aljami Durham	G	28:06	3-8	0-1	1-3	0	4	4	3	3	7	4	2	1	0	2	-5
11	A.J. Reeves	G	37:36	5-12	4-8	2-2	0	3	3	1	2	16	1	0	1	0	0	2
4	Jared Bynum		26:22	4-9	1-3	0-0	0	6	6	0	0	9	1	0	2	0	0	2
5	Ed Croswell		14:56	5-6	0-0	1-3	2	2	4	1	3	11	0	1	0	0	0	6
10	Alyn Breed		09:40	0-0	0-0	0-0	0	1	1	2	0	0	1	1	0	0	0	5
Team							1	4	5			0		1				
Totals				23-58	5-15	6-14	8	32	40	13	14	57	10	7	6	1	6	4

Technical Fouls:NONE

Shooting By Period		
1st FG%	13-31	41.9%
3PT%	4-10	40.0%
FT%	1-1	100%
2nd FG%	10-27	37.0%
3PT%	1-5	20.0%
FT%	5-13	38.5%
GM FG%	23-58	39.7%
3PT%	5-15	33.3%
FT%	6-14	42.9%

Dead Ball Rebounds: 3, 0

UConn - 53 Record: 9-3 (0-1)

NO.	Name		Min	FG M-A	3P M-A	FT M-A	Rebounds OR	DR	TOT	Fouls PF	FD	TP	AS	TO	ST	Blocks BS	BA	+/-
5	Isaiah Whaley	F	36:14	4-7	1-2	1-2	3	4	7	3	3	10	0	1	0	2	0	2
11	Akok Akok	F	15:38	0-1	0-1	0-0	1	2	3	1	0	0	0	0	0	2	0	-14
2	RJ Cole	G	34:38	5-19	3-9	3-5	0	5	5	2	4	16	8	1	1	0	0	4
4	Tyrese Martin	G	33:09	6-14	1-5	2-4	3	2	5	2	2	15	1	2	0	1	0	-1
44	Andre Jackson	G	30:52	3-7	2-2	0-0	2	12	14	4	1	8	1	1	0	1	0	4
12	Tyler Polley		23:54	1-7	1-7	0-0	1	1	2	1	1	3	1	0	0	0	0	-1
0	Jalen Gaffney		14:27	0-3	0-0	0-0	0	1	1	1	1	0	2	3	0	0	1	-5
24	Jordan Hawkins		11:08	0-3	0-3	1-2	0	2	2	0	1	1	0	0	0	0	0	-9
Team							2	2	4			0		1				
Totals				19-61	8-29	7-13	12	31	43	14	13	53	13	9	1	6	1	-4

Technical Fouls:NONE

Shooting By Period		
1st FG%	8-29	27.6%
3PT%	2-12	16.7%
FT%	4-6	66.7%
2nd FG%	11-32	34.4%
3PT%	6-17	35.3%
FT%	3-7	42.9%
GM FG%	19-61	31.1%
3PT%	8-29	27.6%
FT%	7-13	53.8%

Dead Ball Rebounds: 4, 1

	PROV	UCONN
Biggest lead	16 (2nd 10:41)	4 (1st 14:57)
Best Scoring Run	11(2nd 17:52)	9(2nd 8:46)
Lead Changes	3	
Times Tied	3	
Time with Lead	29:22	07:08

Points from	PROV	UCONN
Turnovers	5	4
Paint	34	22
Second Chance	8	6
Fast Breaks	0	12
Bench	20	4

Period by Period Scoring	1st	2nd	TOT
PROV	31	26	57
UCONN	22	31	53

Official Basketball Box Score - Final

Seton Hall at Providence

12/29/21 Dunkin' Donuts Center, Providence, RI
2021-22 Men's Basketball

Game Time: 7:00 PM
Game Duration: 1:57
Attendance: 12,069

Officials: John Gaffney, Jeffrey Clark, Nathan Farrell

Seton Hall - 65 Record: 9-2 (0-1)

NO.	Name		Min	FG M-A	3P M-A	FT M-A	Rebounds OR	DR	TOT	Fouls PF	FD	TP	AS	TO	ST	Blocks BS	BA	+/-
2	Tray Jackson	F	23:32	4-8	2-4	0-0	0	3	3	1	0	10	0	0	0	0	0	-6
10	Alexis Yetna	F	37:54	6-13	0-3	1-2	3	8	11	1	3	13	0	0	2	2	1	-5
14	Jared Rhoden	F	30:23	4-12	0-0	2-2	0	10	10	4	1	10	1	3	1	0	3	-6
0	Kadary Richmond	G	25:11	3-7	0-1	2-4	0	2	2	3	3	8	3	1	2	1	0	0
22	Myles Cale	G	26:13	4-7	0-2	0-0	3	2	5	2	1	8	0	1	0	0	0	-1
15	Jamir Harris		26:41	2-7	1-6	0-0	1	1	2	2	0	5	1	0	0	0	0	-7
1	Bryce Aiken		28:00	3-11	1-3	4-6	1	1	2	4	4	11	4	2	3	0	2	0
32	Jonnivius Smith		02:06	0-1	0-0	0-0	0	0	0	0	0	0	0	0	0	1	1	0
Team							2	1	3			0		0				
Totals				26-66	4-19	9-14	10	28	38	17	12	65	9	7	8	4	7	-5

Shooting By Period		
1st FG%	11-32	34.4%
3PT%	2-9	22.2%
FT%	3-6	50%
2nd FG%	15-34	44.1%
3PT%	2-10	20.0%
FT%	6-8	75%
GM FG%	26-66	39.4%
3PT%	4-19	21.1%
FT%	9-14	64.3%

Dead Ball Rebounds: 1, 0

Technical Fouls:: NONE

Providence - 70 Record: 12-1 (2-0)

NO.	Name		Min	FG M-A	3P M-A	FT M-A	Rebounds OR	DR	TOT	Fouls PF	FD	TP	AS	TO	ST	Blocks BS	BA	+/-
14	Noah Horchler	F	36:23	6-11	5-6	0-0	3	10	13	1	0	17	3	2	2	3	1	5
15	Justin Minaya	F	27:37	0-3	0-2	0-0	0	5	5	3	0	0	0	1	0	2	0	9
0	Nate Watson	C	29:42	5-14	0-0	4-6	3	4	7	1	4	14	2	1	0	2	1	8
1	Aljami Durham	G	29:04	2-6	0-3	8-10	0	4	4	3	8	12	0	3	1	0	0	-8
11	A.J. Reeves	G	32:13	5-11	1-6	0-0	1	5	6	0	3	11	3	0	0	0	0	10
4	Jared Bynum		28:33	6-11	0-0	2-2	0	3	3	1	2	14	4	3	1	0	0	5
5	Ed Croswell		12:24	1-6	0-0	0-0	3	0	3	3	0	2	1	0	0	0	2	-3
10	Alyn Breed		04:04	0-0	0-0	0-0	0	0	0	0	0	0	0	0	0	0	0	-1
Team							0	2	2			0		0				
Totals				25-62	6-17	14-18	10	33	43	12	17	70	13	10	4	7	4	5

Shooting By Period		
1st FG%	13-31	41.9%
3PT%	4-10	40.0%
FT%	6-8	75%
2nd FG%	12-31	38.7%
3PT%	2-7	28.6%
FT%	8-10	80%
GM FG%	25-62	40.3%
3PT%	6-17	35.3%
FT%	14-18	77.8%

Dead Ball Rebounds: 3, 1

Technical Fouls:: NONE

	SH	PC
Biggest lead	3 (1st 6:14)	13 (2nd 19:29)
Best Scoring Run	5(1st 13:09)	15(1st 1:55)
Lead Changes	8	
Times Tied	5	
Time with Lead	05:14	31:00

Points from	SH	PC
Turnovers	9	4
Paint	42	32
Second Chance	8	2
Fast Breaks	13	14
Bench	16	16

Period by Period Scoring	1st	2nd	TOT
SH	27	38	65
PC	36	34	70

Official Basketball Box Score - Final

Providence at DePaul

01/01/22 Wintrust Arena, Chicago
2021-22 Men's Basketball

Game Time: 2:00 PM
Game Duration: 2:00
Attendance: 2,956

Officials: Matt Potter, Lamar Simpson, Wally Rutecki

Providence - 70 Record: 13-1 (3-0)

NO.	Name		Min	FG M-A	3P M-A	FT M-A	Rebounds OR	DR	TOT	Fouls PF	FD	TP	AS	TO	ST	Blocks BS	BA	+/-
14	Noah Horchler	F	34:26	4-9	2-3	1-2	3	5	8	3	1	11	1	1	0	0	0	17
15	Justin Minaya	F	37:28	4-8	2-4	2-2	2	9	11	2	1	12	1	1	0	2	0	22
0	Nate Watson	C	20:47	1-9	0-0	1-2	2	6	8	5	2	3	0	3	0	0	2	7
1	Aljami Durham	G	37:33	5-10	2-3	5-6	0	3	3	2	3	17	1	1	0	0	2	22
11	A.J. Reeves	G	08:34	2-4	1-3	0-0	0	1	1	0	0	5	0	0	0	0	0	4
4	Jared Bynum		29:22	4-9	1-2	3-4	1	2	3	1	3	12	7	1	2	0	2	13
5	Ed Croswell		19:13	2-4	0-0	2-4	2	3	5	4	5	6	0	0	1	0	1	10
10	Alyn Breed		09:10	1-1	0-0	0-0	0	1	1	3	1	2	0	1	0	0	0	-1
3	Matteus Case		01:09	0-0	0-0	0-0	0	0	0	0	0	0	0	0	0	0	0	-3
12	Brycen Goodine		01:09	0-0	0-0	2-2	0	0	0	0	1	2	0	0	0	0	0	-3
24	Andrew Fonts		01:09	0-0	0-0	0-0	0	0	0	0	0	0	0	0	0	0	0	-3
Team							0	2	2			0		1				
Totals				23-54	8-15	16-22	10	32	42	20	17	70	10	9	3	2	7	17

Shooting By Period		
1st FG%	16-29	55.2%
3PT%	5-8	62.5%
FT%	5-6	83.3%
2nd FG%	7-25	28.0%
3PT%	3-7	42.9%
FT%	11-16	68.8%
GM FG%	23-54	42.6%
3PT%	8-15	53.3%
FT%	16-22	72.7%

Dead Ball Rebounds: 1, 0

Technical Fouls:: NONE

DePaul - 53 Record: 9-3 (0-2)

NO.	Name		Min	FG M-A	3P M-A	FT M-A	Rebounds OR	DR	TOT	Fouls PF	FD	TP	AS	TO	ST	Blocks BS	BA	+/-
32	David Jones	F	22:37	1-9	1-4	0-0	1	7	8	1	1	3	1	4	1	0	1	-11
35	Brandon Johnson	F	30:35	2-8	0-2	6-8	2	3	5	1	5	10	0	1	0	0	0	-16
14	Nick Ongenda	C	21:58	2-7	0-0	0-0	3	4	7	3	0	4	1	0	1	7	0	-14
4	Javon Freeman-Liberty	G	35:22	8-16	4-6	2-4	2	1	3	4	6	22	0	2	0	0	1	-5
5	Philmon Gebrewhit	G	28:06	1-3	1-2	0-0	0	1	1	2	1	3	2	0	0	0	0	-18
10	Yor Anei		18:02	2-4	0-0	0-1	3	4	7	3	3	4	0	0	2	0	0	-3
3	Jalen Terry		28:23	1-7	1-4	0-0	0	1	1	2	1	3	1	2	0	0	0	-17
1	Javan Johnson		14:24	0-2	0-2	4-6	0	2	2	1	3	4	0	0	0	0	0	-1
23	Courvoisier McCauley		00:33	0-1	0-1	0-0	0	0	0	0	0	0	0	0	0	0	0	0
Team							1	3	4			0		1				
Totals				17-57	7-21	12-19	12	26	38	17	20	53	5	10	4	7	2	-17

Shooting By Period		
1st FG%	6-26	23.1%
3PT%	3-10	30.0%
FT%	2-6	33.3%
2nd FG%	11-31	35.5%
3PT%	4-11	36.4%
FT%	10-13	76.9%
GM FG%	17-57	29.8%
3PT%	7-21	33.3%
FT%	12-19	63.2%

Dead Ball Rebounds: 3, 0

Technical Fouls:: NONE

	PC	DePaul
Biggest lead	28 (1st 0:08)	2 (1st 19:19)
Best Scoring Run	22(1st 0:08)	10(2nd 9:54)
Lead Changes	3	
Times Tied	1	
Time with Lead	37:01	00:59

Points from	PC	DePaul
Turnovers	9	7
Paint	28	16
Second Chance	12	12
Fast Breaks	7	12
Bench	22	11

Period by Period Scoring	1st	2nd	TOT
PC	42	28	70
DePaul	17	36	53

Official Basketball Box Score - Final

Providence at Marquette

01/04/22 Fiserv Forum, Milwaukee., WI
2021-22 Men's Basketball

Game Time: 8:00 PM
Game Duration: 2:00
Attendance: 11,757

Officials: James Breeding, Tony Chiazza, Ron Groover

Providence - 56 Record: 13-2 (3-1)

NO.	Name		Min	FG M-A	3P M-A	FT M-A	Rebounds OR	DR	TOT	Fouls PF	FD	TP	AS	TO	ST	Blocks BS	BA	+/-
14	Noah Horchler	F	26:00	1-5	0-1	0-0	0	5	5	0	0	2	1	3	0	0	0	-24
15	Justin Minaya	F	38:07	1-5	1-2	3-5	2	3	5	3	3	6	0	0	0	0	3	-34
0	Nate Watson	C	28:18	4-11	0-0	0-0	5	3	8	4	0	8	0	1	0	0	2	-27
1	Aljami Durham	G	36:27	3-12	2-6	8-9	0	2	2	3	7	16	1	2	3	0	2	-39
4	Jared Bynum	G	25:05	3-9	2-5	1-3	0	0	0	0	5	9	3	3	0	0	0	-19
5	Ed Croswell		17:50	5-6	0-0	1-3	6	1	7	3	3	11	0	0	0	1	1	-11
10	Alyn Breed		17:25	1-7	0-4	0-0	2	2	4	1	1	2	1	3	1	0	0	-1
12	Brycen Goodine		09:04	1-3	0-1	0-0	0	0	0	0	0	2	0	1	0	0	0	-2
24	Andrew Fonts		01:44	0-0	0-0	0-0	0	0	0	0	1	0	0	0	0	0	0	-3
Team							2	2	4			0		1				
Totals				19-58	5-19	13-20	17	18	35	14	20	56	6	14	4	1	8	-32

Shooting By Period		
1st FG%	7-25	28.0%
3PT%	2-7	28.6%
FT%	6-9	66.7%
2nd FG%	12-33	36.4%
3PT%	3-12	25.0%
FT%	7-11	63.6%
GM FG%	19-58	32.8%
3PT%	5-19	26.3%
FT%	13-20	65.0%

Dead Ball Rebounds: 5, 0

Technical Fouls:: NONE

Marquette - 88 Record: 9-6 (1-3)

NO.	Name		Min	FG M-A	3P M-A	FT M-A	Rebounds OR	DR	TOT	Fouls PF	FD	TP	AS	TO	ST	Blocks BS	BA	+/-
10	Justin Lewis	F	29:14	7-16	2-4	7-7	4	7	11	2	4	23	2	1	1	0	0	40
12	Olivier-Maxence Prosper	F	25:59	4-8	1-2	2-2	0	2	2	3	2	11	4	2	3	0	0	33
35	Kur Kuath	F	18:41	3-3	0-0	3-5	2	3	5	4	3	9	1	1	1	7	0	14
22	Tyler Kolek	G	27:58	1-3	1-3	0-0	1	2	3	3	0	3	9	1	2	0	0	27
32	Darryl Morsell	G	20:58	3-7	1-3	0-0	0	1	1	3	0	7	2	1	0	0	0	9
5	Greg Elliott		11:22	0-2	0-2	0-0	1	0	1	0	1	0	4	0	0	0	0	12
13	Oso Ighodaro		19:26	6-7	0-0	4-4	1	5	6	2	4	16	0	1	0	1	1	20
4	Stevie Mitchell		05:59	0-0	0-0	0-0	1	1	2	1	0	0	0	0	0	0	0	-14
1	Kam Jones		20:03	5-7	4-5	0-0	0	2	2	0	0	14	0	0	1	0	0	26
23	David Joplin		10:29	2-4	1-3	0-0	1	0	1	1	0	5	0	1	0	0	0	-1
2	Emarion Ellis		05:10	0-0	0-0	0-0	1	0	1	0	0	0	2	0	0	0	0	0
21	Cameron Brown		01:53	0-2	0-1	0-0	0	0	0	1	0	0	0	0	0	0	0	-2
42	Michael Kennedy		01:53	0-0	0-0	0-0	0	0	0	0	0	0	0	0	0	0	0	-2
41	Brendan Carney		00:55	0-0	0-0	0-0	0	0	0	0	0	0	0	0	0	0	0	-2
Team							0	1	1			0		0				
Totals				31-59	10-23	16-18	12	24	36	20	14	88	24	8	8	8	1	32

Shooting By Period		
1st FG%	15-29	51.7%
3PT%	5-11	45.5%
FT%	7-7	100%
2nd FG%	16-30	53.3%
3PT%	5-12	41.7%
FT%	9-11	81.8%
GM FG%	31-59	52.5%
3PT%	10-23	43.5%
FT%	16-18	88.9%

Dead Ball Rebounds: 0, 0

Technical Fouls:: NONE

	PRO	MAR
Biggest lead	0 (1st 20:00)	37 (2nd 2:04)
Best Scoring Run	8(1st 7:49)	20(1st 0:50)
Lead Changes	0	
Times Tied	0	
Time with Lead	00:00	39:42

Points from	PRO	MAR
Turnovers	5	19
Paint	28	38
Second Chance	10	18
Fast Breaks	6	22
Bench	15	35

Period by Period Scoring	1st	2nd	TOT
PRO	22	34	56
MAR	42	46	88

Official Basketball Box Score - Final

St. John's (NY) at Providence

01/08/22 Dunkin' Donuts Center, Providence
2021-22 Men's Basketball

Game Time: 12:00 PM
Game Duration: 2:11
Attendance: 10,008

Officials: John Gaffney, Matt Potter, Greg Evans

St. John's (NY) - 73 Record: 9-4 (1-1)

NO.	Name		Min	FG M-A	3P M-A	FT M-A	Rebounds OR	DR	TOT	Fouls PF	FD	TP	AS	TO	ST	Blocks BS	BA	+/-
2	Julian Champagnie	F	37:53	5-19	0-8	1-2	3	4	7	3	2	11	1	0	2	0	0	-9
11	Joel Soriano	F	15:09	1-2	0-0	0-0	1	2	3	4	1	2	1	1	0	1	0	-5
0	Posh Alexander	G	36:54	6-13	0-2	2-6	4	0	4	2	5	14	4	1	2	0	1	-7
5	Dylan Addae-Wusu	G	27:40	7-13	1-2	5-8	3	4	7	3	6	20	5	5	1	0	1	-8
23	Montez Mathis	G	25:34	2-8	0-3	0-0	1	3	4	2	1	4	1	1	1	0	1	-9
22	Esahia Nyiwe		03:58	0-0	0-0	0-0	0	1	1	2	0	0	0	0	1	1	0	-2
1	Aaron Wheeler		25:04	6-9	3-3	0-1	2	2	4	5	1	15	0	3	1	2	1	-7
3	Stef Smith		16:42	2-7	1-4	0-0	0	0	0	1	1	5	2	0	0	0	0	-4
4	O'Mar Stanley		11:06	1-2	0-0	0-0	0	3	3	0	1	2	0	0	1	0	0	1
Team							3	0	3			0		1				
Totals				30-73	5-22	8-17	17	19	36	22	18	73	14	12	9	4	4	-10

Shooting By Period		
1st FG%	16-35	45.7%
3PT%	3-10	30.0%
FT%	3-7	42.9%
2nd FG%	14-38	36.8%
3PT%	2-12	16.7%
FT%	5-10	50%
GM FG%	30-73	41.1%
3PT%	5-22	22.7%
FT%	8-17	47.1%

Dead Ball Rebounds: 4, 0

Technical Fouls:: NONE

Providence - 83 Record: 14-2 (4-1)

NO.	Name		Min	FG M-A	3P M-A	FT M-A	Rebounds OR	DR	TOT	Fouls PF	FD	TP	AS	TO	ST	Blocks BS	BA	+/-
14	Noah Horchler	F	38:28	2-7	0-5	4-4	4	9	13	3	3	8	1	2	1	0	0	15
15	Justin Minaya	F	40:00	5-10	2-5	1-2	1	6	7	3	1	13	1	2	2	1	2	10
0	Nate Watson	C	28:30	9-11	0-0	4-5	3	8	11	2	4	22	0	4	0	2	0	14
1	Aljami Durham	G	37:20	3-8	1-3	6-6	0	3	3	3	6	13	2	2	0	0	1	13
10	Alyn Breed	G	12:14	1-2	0-0	1-2	1	0	1	2	1	3	2	2	2	0	0	-12
4	Jared Bynum		31:58	5-12	0-3	8-9	0	1	1	3	6	18	3	4	1	0	1	14
5	Ed Croswell		11:30	2-3	0-0	2-2	0	1	1	2	1	6	0	0	0	1	0	-4
Team							0	3	3			0		2				
Totals				27-53	3-16	26-30	9	31	40	18	22	83	9	18	6	4	4	10

Shooting By Period		
1st FG%	11-26	42.3%
3PT%	1-8	12.5%
FT%	12-15	80%
2nd FG%	16-27	59.3%
3PT%	2-8	25.0%
FT%	14-15	93.3%
GM FG%	27-53	50.9%
3PT%	3-16	18.8%
FT%	26-30	86.7%

Dead Ball Rebounds: 2, 0

Technical Fouls:: NONE

	SJ	PC
Biggest lead	7 (2nd 18:26)	12 (2nd 4:25)
Best Scoring Run	6(1st 0:56)	8(2nd 12:10)
Lead Changes	11	
Times Tied	12	
Time with Lead	15:16	18:25

Points from	SJ	PC
Turnovers	18	12
Paint	44	46
Second Chance	18	12
Fast Breaks	18	13
Bench	22	24

Period by Period Scoring	1st	2nd	TOT
SJ	38	35	73
PC	35	48	83

Official Basketball Box Score - Final
Georgetown at Providence
01/20/22 Dunkin' Donuts Center, Providence
2021-22 Men's Basketball

Game Time: 5:00 PM
Game Duration: 1:56
Attendance: 9,105

Officials: James Breeding, Mike Roberts, Mike Palau

Georgetown - 75 Record: 6-9 (0-4)

NO.	Name		Min	FG M-A	3P M-A	FT M-A	Rebounds OR	DR	TOT	Fouls PF	FD	TP	AS	TO	ST	Blocks BS	BA	+/-
23	Collin Holloway	F	25:18	1-9	1-3	0-0	0	2	2	0	1	3	2	1	0	0	1	-19
5	Timothy Ighoefe	C	27:57	1-6	0-0	0-0	3	4	7	4	2	2	0	1	1	0	0	3
0	Aminu Mohammed	G	35:07	4-8	1-1	3-4	3	3	6	3	3	12	1	3	2	0	1	-5
2	Dante Harris	G	30:10	3-11	0-2	2-2	0	2	2	4	2	8	4	1	1	1	1	-9
13	Donald Carey	G	34:54	7-13	5-9	2-2	1	6	7	4	1	21	1	4	4	0	0	-8
21	Ryan Mutombo		03:41	0-0	0-0	0-0	0	0	0	0	0	0	0	0	0	0	0	-6
3	Tyler Beard		13:39	2-5	1-1	0-0	1	1	2	1	0	5	2	0	1	0	0	2
11	Kaiden Rice		21:34	6-9	5-7	2-2	0	1	1	2	3	19	0	0	1	0	0	6
32	Malcolm Wilson		03:49	1-1	0-0	0-0	1	0	1	1	0	2	0	0	0	0	0	1
4	Jalin Billingsley		03:51	1-3	0-0	1-1	1	0	1	0	1	3	0	0	0	0	1	-5
Team							3	0	3			0		0				
Totals				26-65	13-23	10-11	13	19	32	19	13	75	10	10	10	1	4	-8

Technical Fouls::NONE

Shooting By Period		
1st FG%	13-33	39.4%
3PT%	7-12	58.3%
FT%	1-2	50%
2nd FG%	13-32	40.6%
3PT%	6-11	54.5%
FT%	9-9	100%
GM FG%	26-65	40.0%
3PT%	13-23	56.5%
FT%	10-11	90.9%

Dead Ball Rebounds: 0, 0

Providence - 83 Record: 15-2 (5-1)

NO.	Name		Min	FG M-A	3P M-A	FT M-A	Rebounds OR	DR	TOT	Fouls PF	FD	TP	AS	TO	ST	Blocks BS	BA	+/-
14	Noah Horchler	F	36:11	5-8	4-7	0-0	0	7	7	2	0	14	2	2	2	1	0	7
15	Justin Minaya	F	37:23	3-5	2-4	1-2	3	6	9	0	1	9	5	1	0	0	0	5
0	Nate Watson	C	23:14	4-8	0-0	2-2	0	3	3	1	3	10	0	1	1	0	0	-3
1	Aljami Durham	G	37:23	3-8	1-2	8-8	0	4	4	3	7	15	3	2	0	0	0	6
10	Alyn Breed	G	16:57	1-6	1-2	6-6	0	0	0	1	4	9	2	1	0	0	1	12
4	Jared Bynum		28:23	4-8	1-3	0-0	1	1	2	2	1	9	8	4	0	0	0	0
5	Ed Croswell		16:40	7-7	0-0	1-2	0	3	3	3	2	15	0	0	1	3	0	12
12	Brycen Goodine		03:49	0-1	0-1	2-2	0	0	0	1	1	2	0	1	1	0	0	1
Team							2	3	5			0		0				
Totals				27-51	9-19	20-22	6	27	33	13	19	83	20	12	5	4	1	8

Technical Fouls::NONE

Shooting By Period		
1st FG%	15-29	51.7%
3PT%	4-9	44.4%
FT%	3-4	75%
2nd FG%	12-22	54.5%
3PT%	5-10	50.0%
FT%	17-18	94.4%
GM FG%	27-51	52.9%
3PT%	9-19	47.4%
FT%	20-22	90.9%

Dead Ball Rebounds: 1, 0

	GU	PC
Biggest lead	0 (1st 20:00)	16 (2nd 11:41)
Best Scoring Run	7(1st 6:57)	13(1st 14:11)
Lead Changes	0	
Times Tied	0	
Time with Lead	00:00	38:55

Points from	GU	PC
Turnovers	20	12
Paint	24	30
Second Chance	14	8
Fast Breaks	23	16
Bench	29	26

Period by Period Scoring	1st	2nd	TOT
GU	34	41	75
PC	37	46	83

Official Basketball Box Score - Final
Butler at Providence
01/23/22 Dunkin' Donuts Center, Providence, RI
2021-22 Men's Basketball

Game Time: 12:00 PM
Game Duration: 1:54
Attendance: 10,561

Officials: John Gaffney, Matt Potter, Tony Chiazza

Butler - 62 Record: 9-10 (2-6)

NO.	Name		Min	FG M-A	3P M-A	FT M-A	Rebounds OR	DR	TOT	Fouls PF	FD	TP	AS	TO	ST	Blocks BS	BA	+/-
10	Bryce Nze	F	23:05	2-6	1-3	0-0	1	4	5	3	0	5	1	1	0	0	0	-1
33	Bryce Golden	F	26:54	5-8	0-1	1-1	1	4	5	3	2	11	1	2	1	0	1	-2
1	Bo Hodges	G	34:07	8-12	1-2	0-0	2	6	8	4	3	17	2	1	2	1	0	-5
2	Aaron Thompson	G	34:34	3-5	0-0	0-3	1	0	1	2	5	6	6	2	1	0	0	-7
3	Chuck Harris	G	34:48	9-19	3-9	0-0	0	0	0	3	1	21	1	4	0	0	2	-5
41	Simas Lukosius		25:06	1-7	0-4	0-0	0	3	3	0	0	2	1	0	0	0	0	-8
5	Myles Wilmoth		02:41	0-0	0-0	0-0	0	0	0	0	0	0	0	0	0	0	0	-1
13	Jayden Taylor		13:07	0-3	0-1	0-0	1	0	1	3	2	0	1	1	0	0	2	-3
35	John-Michael Mulloy		02:48	0-0	0-0	0-0	0	0	0	0	0	0	0	0	0	0	0	-3
0	D.J. Hughes		02:50	0-0	0-0	0-0	1	0	1	0	0	0	0	0	0	0	0	0
Team							4	2	6			0		0				
Totals				28-60	5-20	1-4	11	19	30	18	13	62	13	11	4	1	5	-7

Technical Fouls::NONE

Shooting By Period		
1st FG%	15-32	46.9%
3PT%	3-12	25.0%
FT%	0-0	0%
2nd FG%	13-28	46.4%
3PT%	2-8	25.0%
FT%	1-4	25%
GM FG%	28-60	46.7%
3PT%	5-20	25.0%
FT%	1-4	25.0%

Dead Ball Rebounds: 1, 0

Providence - 69 Record: 16-2 (6-1)

NO.	Name		Min	FG M-A	3P M-A	FT M-A	Rebounds OR	DR	TOT	Fouls PF	FD	TP	AS	TO	ST	Blocks BS	BA	+/-
14	Noah Horchler	F	40:00	3-5	2-4	0-0	1	7	8	1	0	8	1	2	0	1	0	7
15	Justin Minaya	F	39:25	4-7	1-1	0-0	4	4	8	3	2	9	2	4	0	0	0	4
0	Nate Watson	C	25:04	7-12	0-0	4-4	3	4	7	2	4	18	0	1	1	2	0	-3
1	Aljami Durham	G	36:36	4-11	0-3	4-7	0	3	3	1	4	12	3	1	0	1	1	6
10	Alyn Breed	G	15:09	0-3	0-1	2-2	0	0	0	3	1	2	0	1	0	0	0	-1
4	Jared Bynum		29:13	4-10	2-3	0-0	0	1	1	2	6	10	6	2	1	0	0	13
5	Ed Croswell		14:33	5-5	0-0	0-1	1	3	4	1	1	10	0	1	1	1	0	9
Team							1	1	2			0		0				
Totals				27-53	5-12	10-14	10	23	33	13	18	69	12	12	3	5	1	7

Technical Fouls::NONE

Shooting By Period		
1st FG%	16-24	66.7%
3PT%	4-6	66.7%
FT%	3-3	100%
2nd FG%	11-29	37.9%
3PT%	1-6	16.7%
FT%	7-11	63.6%
GM FG%	27-53	50.9%
3PT%	5-12	41.7%
FT%	10-14	71.4%

Dead Ball Rebounds: 1, 0

	BU	PC
Biggest lead	3 (1st 19:35)	9 (1st 3:24)
Best Scoring Run	8(2nd 17:19)	6(1st 3:24)
Lead Changes	13	
Times Tied	3	
Time with Lead	06:21	30:36

Points from	BU	PC
Turnovers	11	16
Paint	32	40
Second Chance	7	10
Fast Breaks	10	9
Bench	2	20

Period by Period Scoring	1st	2nd	TOT
BU	33	29	62
PC	39	30	69

Official Basketball Box Score - Final
Providence at Xavier
01/26/22 Cintas Center, Cincinnati
2021-22 Men's Basketball

Game Time: 6:30 PM
Game Duration: 2:01
Attendance: 10,224

Officials: Jeffrey Anderson, Earl Walton, Tim Clougherty

Providence - 65 Record: 17-2 (7-1)

NO.	Name		Min	FG M-A	3P M-A	FT M-A	Rebounds OR	DR	TOT	Fouls PF	FD	TP	AS	TO	ST	Blocks BS	BA	+/-
14	Noah Horchler	F	36:32	2-5	2-5	0-0	2	9	11	3	0	6	1	1	0	1	0	1
15	Justin Minaya	F	40:00	2-3	2-3	0-0	2	4	6	0	2	6	1	2	1	4	0	3
0	Nate Watson	C	18:03	0-2	0-0	0-3	1	1	2	4	3	0	0	0	0	1	1	6
1	Aljami Durham	G	38:07	5-16	2-6	10-10	0	2	2	1	5	22	4	2	0	0	1	2
10	Alyn Breed	G	16:26	2-7	0-2	1-2	0	3	3	1	1	5	2	0	0	0	1	4
5	Ed Croswell		24:22	5-8	0-1	0-0	3	3	6	3	1	10	1	2	0	1	2	1
4	Jared Bynum		26:30	6-12	1-2	3-4	0	2	2	3	3	16	4	2	1	0	1	-2
Team							1	2	3			0		0				
Totals				22-53	7-19	14-19	9	26	35	15	15	65	13	9	2	7	6	3

Technical Fouls::NONE

Shooting By Period		
1st FG%	13-30	43.3%
3PT%	4-10	40.0%
FT%	5-8	62.5%
2nd FG%	9-23	39.1%
3PT%	3-9	33.3%
FT%	9-11	81.8%
GM FG%	22-53	41.5%
3PT%	7-19	36.8%
FT%	14-19	73.7%

Dead Ball Rebounds: 1, 0

Xavier - 62 Record: 14-5 (4-4)

NO.	Name		Min	FG M-A	3P M-A	FT M-A	Rebounds OR	DR	TOT	Fouls PF	FD	TP	AS	TO	ST	Blocks BS	BA	+/-
24	Jack Nunge	F	31:36	6-9	2-3	1-2	3	6	9	2	4	15	1	1	1	3	1	-11
32	Zach Freemantle	F	34:23	6-11	0-0	0-0	0	4	4	0	1	12	2	1	0	1	1	0
1	Paul Scruggs	G	34:55	5-13	1-4	5-6	0	4	4	3	4	16	3	2	0	0	3	-2
3	Colby Jones	G	34:50	3-7	1-1	2-2	3	9	12	2	4	9	3	2	0	0	2	0
10	Nate Johnson	G	24:46	0-5	0-4	0-0	1	1	2	1	0	0	3	0	0	1	0	-4
5	Adam Kunkel		16:05	0-5	0-4	0-0	0	0	0	4	2	0	4	1	2	1	0	-6
11	Dwon Odom		09:24	3-4	0-0	0-0	0	0	0	0	0	6	1	1	0	0	0	3
21	Jerome Hunter		08:42	1-4	0-2	0-0	1	0	1	1	0	2	0	0	0	0	0	-2
22	Dieonte Miles		05:19	1-2	0-0	0-0	0	1	1	2	0	2	0	0	0	0	0	7
Team							1	1	2			0		0				
Totals				25-60	4-18	8-10	9	26	35	15	15	62	17	8	3	6	7	-3

Technical Fouls::NONE

Shooting By Period		
1st FG%	11-31	35.5%
3PT%	2-10	20.0%
FT%	5-6	83.3%
2nd FG%	14-29	48.3%
3PT%	2-8	25.0%
FT%	3-4	75%
GM FG%	25-60	41.7%
3PT%	4-18	22.2%
FT%	8-10	80.0%

Dead Ball Rebounds: 2, 0

	PRO	XAV
Biggest lead	14 (1st 8:39)	2 (1st 19:08)
Best Scoring Run	9(1st 16:09)	7(2nd 19:00)
Lead Changes	3	
Times Tied	4	
Time with Lead	36:06	01:09

Points from	PRO	XAV
Turnovers	7	11
Paint	26	38
Second Chance	6	9
Fast Breaks	15	6
Bench	26	10

Period by Period Scoring	1st	2nd	TOT
PRO	35	30	65
XAV	29	33	62

Official Basketball Box Score - Final
Marquette at Providence
01/30/22 Dunkin' Donuts Center, Providence, R.I.
2021-22 Men's Basketball

Game Time: 12:30 PM
Game Duration: 2:05
Attendance: 12,157

Officials: Jeff Clark, Roger Ayers, Evon Burroughs

Marquette - 63 Record: 15-7 (7-4)

NO.	Name		Min	FG M-A	3P M-A	FT M-A	Rebounds OR	DR	TOT	Fouls PF	FD	TP	AS	TO	ST	Blocks BS	BA	+/-
10	Justin Lewis	F	35:23	4-12	0-4	5-6	1	5	6	2	6	13	0	5	2	0	1	-2
12	Olivier-Maxence Prosper	F	20:02	2-4	0-1	2-2	0	2	2	4	1	6	0	0	1	0	0	2
35	Kur Kuath	F	25:01	3-5	0-0	0-0	0	1	1	1	1	6	2	1	1	2	0	2
22	Tyler Kolek	G	26:33	5-10	2-5	1-2	1	5	6	3	1	13	0	0	1	0	0	-5
32	Darryl Morsell	G	36:55	6-12	1-1	1-1	0	5	5	3	3	14	5	3	6	0	2	2
1	Kam Jones		18:30	2-7	2-7	0-0	0	0	0	3	1	6	0	0	0	0	0	-2
13	Oso Ighodaro		14:27	0-1	0-0	2-2	0	1	1	1	1	2	0	0	0	0	0	-4
5	Greg Elliott		14:05	0-3	0-1	1-2	2	0	2	0	1	1	1	0	0	0	0	0
23	David Joplin		05:06	1-1	0-0	0-0	0	1	1	0	0	2	0	0	0	2	0	0
4	Stevie Mitchell		03:58	0-0	0-0	0-0	0	0	0	1	0	0	0	0	0	0	0	-3
Team							3	4	7			0		0				
Totals				23-55	5-19	12-15	7	24	31	18	15	63	8	9	11	4	3	-2

Technical Fouls::NONE

Shooting By Period		
1st FG%	13-32	40.6%
3PT%	3-13	23.1%
FT%	0-0	0%
2nd FG%	10-23	43.5%
3PT%	2-6	33.3%
FT%	12-15	80%
GM FG%	23-55	41.8%
3PT%	5-19	26.3%
FT%	12-15	80.0%

Dead Ball Rebounds: 2, 0

Providence - 65 Record: 18-2 (8-1)

NO.	Name		Min	FG M-A	3P M-A	FT M-A	Rebounds OR	DR	TOT	Fouls PF	FD	TP	AS	TO	ST	Blocks BS	BA	+/-
14	Noah Horchler	F	26:57	4-9	2-6	1-2	2	8	10	3	1	11	0	3	0	0	0	2
15	Justin Minaya	F	40:00	3-8	3-7	5-6	3	3	6	3	3	14	1	0	1	2	0	2
0	Nate Watson	C	28:11	7-10	0-0	3-4	5	1	6	3	4	17	0	2	1	0	1	0
1	Aljami Durham	G	36:55	4-12	1-6	2-4	0	4	4	3	5	11	4	0	1	0	1	6
10	Alyn Breed	G	05:20	0-1	0-0	0-0	0	0	0	0	1	0	1	2	0	0	0	-5
4	Jared Bynum		28:43	2-8	0-3	0-0	0	1	1	1	1	4	6	1	1	0	1	1
11	A.J. Reeves		18:53	2-9	2-4	0-0	0	1	1	1	2	6	1	2	1	0	1	0
5	Ed Croswell		15:01	1-3	0-0	0-0	3	4	7	1	1	2	1	2	0	1	0	4
Team							1	4	5			0		1				
Totals				23-60	8-26	11-16	14	26	40	15	18	65	14	13	5	3	4	2

Technical Fouls::NONE

Shooting By Period		
1st FG%	9-27	33.3%
3PT%	4-13	30.8%
FT%	1-2	50%
2nd FG%	14-33	42.4%
3PT%	4-13	30.8%
FT%	10-14	71.4%
GM FG%	23-60	38.3%
3PT%	8-26	30.8%
FT%	11-16	68.8%

Dead Ball Rebounds: 4, 0

	MAR	PRO
Biggest lead	9 (2nd 18:06)	4 (1st 18:45)
Best Scoring Run	7(1st 16:43)	6(2nd 12:40)
Lead Changes	10	
Times Tied	6	
Time with Lead	33:32	04:18

Points from	MAR	PRO
Turnovers	10	7
Paint	30	28
Second Chance	1	22
Fast Breaks	6	4
Bench	11	12

Period by Period Scoring	1st	2nd	TOT
MAR	29	34	63
PRO	23	42	65

Official Basketball Box Score - Final

Providence at St. John's (NY)

02/01/22 Carnesecca Arena, Queens

2021-22 Men's Basketball

Game Time: 9:00 PM
Game Duration: 2:20
Attendance: 4,781

Officials: Mike Roberts, Tony Chiazza, Paul Szelc

Providence - 86 Record: 19-2 (9-1)

NO.	Name		Min	FG M-A	3P M-A	FT M-A	Rebounds OR	DR	TOT	Fouls PF	FD	TP	AS	TO	ST	Blocks BS	BA	+/-
14	Noah Horchler	F	35:47	5-8	4-7	0-0	0	7	7	4	0	14	1	1	4	1	0	3
15	Justin Minaya	F	33:26	3-7	0-2	2-2	3	1	4	2	3	8	2	4	2	1	1	4
0	Nate Watson	C	27:57	5-11	0-0	6-11	3	2	5	1	6	16	0	0	1	1	0	-7
1	Aljami Durham	G	39:20	1-10	0-2	12-13	2	4	6	2	7	14	4	3	0	0	0	1
11	A.J. Reeves	G	20:49	1-6	1-5	2-2	1	2	3	0	2	5	1	2	1	0	1	-8
4	Jared Bynum		29:03	5-8	4-5	5-5	0	2	2	2	5	19	4	3	1	0	1	12
5	Ed Croswell		12:55	4-4	0-0	0-0	0	1	1	2	0	8	1	0	0	1	0	10
10	Alyn Breed		00:43	1-1	0-0	0-0	0	0	0	0	0	2	0	0	0	0	0	5
Team							2	5	7			0		1				
Totals				25-55	9-21	27-33	11	24	35	13	23	86	13	14	9	4	3	4

Shooting By Period		
1st FG%	13-26	50.0%
3PT%	5-12	41.7%
FT%	9-11	81.8%
2nd FG%	12-29	41.4%
3PT%	4-9	44.4%
FT%	18-22	81.8%
GM FG%	25-55	45.5%
3PT%	9-21	42.9%
FT%	27-33	81.8%

Dead Ball Rebounds: 3, 0

Technical Fouls: Durham 1st 0:06

St. John's (NY) - 82 Record: 11-9 (3-6)

NO.	Name		Min	FG M-A	3P M-A	FT M-A	Rebounds OR	DR	TOT	Fouls PF	FD	TP	AS	TO	ST	Blocks BS	BA	+/-
1	Aaron Wheeler	F	33:05	7-11	2-6	0-1	1	1	2	4	1	16	1	2	1	1	0	-4
2	Julian Champagnie	F	31:16	4-11	0-4	0-0	0	5	5	2	1	8	0	3	2	0	0	2
11	Joel Soriano	F	21:09	0-3	0-0	0-0	1	4	5	5	1	0	1	0	0	2	0	7
0	Posh Alexander	G	34:50	13-20	0-3	3-4	3	2	5	1	4	29	12	4	2	0	1	4
23	Montez Mathis	G	28:24	4-9	1-1	0-1	4	2	6	2	1	9	1	0	0	0	2	8
5	Dylan Addae-Wusu		18:52	3-7	3-5	1-2	0	3	3	3	1	10	5	4	2	0	0	-6
22	Esahia Nyiwe		12:08	2-2	0-0	0-1	0	1	1	3	2	4	1	2	0	0	0	-5
4	O'Mar Stanley		06:54	0-3	0-0	0-2	3	0	3	1	1	0	0	1	0	0	1	-4
3	Stef Smith		07:35	1-3	1-3	0-0	0	1	1	1	0	3	1	0	0	0	0	-10
10	Tareq Coburn		07:53	1-2	1-2	0-0	0	0	0	2	0	3	0	0	0	0	0	-12
Team							4	2	6			0		0				
Totals				35-71	8-24	4-11	16	21	37	24	12	82	22	16	7	3	4	-4

Shooting By Period		
1st FG%	14-39	35.9%
3PT%	3-14	21.4%
FT%	1-5	20%
2nd FG%	21-32	65.6%
3PT%	5-10	50.0%
FT%	3-6	50%
GM FG%	35-71	49.3%
3PT%	8-24	33.3%
FT%	4-11	36.4%

Dead Ball Rebounds: 3, 1

Technical Fouls: Addae-Wusu 1st 0:06 Alexander 2nd 10:27

	PC	SJU
Biggest lead	10 (2nd 19:36)	3 (1st 15:39)
Best Scoring Run	10(2nd 11:51)	6(1st 15:39)
Lead Changes	11	
Times Tied	6	
Time with Lead	32:35	04:23

Points from	PC	SJU
Turnovers	23	8
Paint	32	42
Second Chance	13	16
Fast Breaks	26	23
Bench	29	20

Period by Period Scoring	1st	2nd	TOT
PC	40	46	86
SJU	32	50	82

Official Basketball Box Score - Final

Providence at Georgetown

02/06/22 Capital One Arena, Washington

2021-22 Men's Basketball

Game Time: 12:00 PM
Game Duration: 2:06
Attendance: 5,575

Officials: Jeffrey Anderson, Matt Potter, Nathan Farrell

Providence - 71 Record: 20-2 (10-1)

NO.	Name		Min	FG M-A	3P M-A	FT M-A	Rebounds OR	DR	TOT	Fouls PF	FD	TP	AS	TO	ST	Blocks BS	BA	+/-
14	Noah Horchler	F	28:25	4-8	2-5	0-0	0	11	11	3	1	10	3	2	2	0	0	27
15	Justin Minaya	F	36:16	3-6	3-5	1-2	3	4	7	3	1	10	3	1	2	0	0	21
0	Nate Watson	C	23:17	3-7	0-0	4-4	1	0	1	1	4	10	1	2	0	0	1	0
1	Aljami Durham	G	34:08	1-7	0-3	3-3	0	3	3	2	2	5	4	2	0	0	0	28
11	A.J. Reeves	G	18:24	0-5	0-4	0-0	0	0	0	2	0	0	1	3	0	0	1	-12
4	Jared Bynum		31:25	11-15	7-8	3-3	0	5	5	2	4	32	2	4	5	0	2	10
5	Ed Croswell		21:25	1-3	0-0	2-4	3	4	7	4	4	4	0	3	1	1	0	19
10	Alyn Breed		05:08	0-0	0-0	0-0	0	0	0	0	0	0	1	0	0	0	0	2
24	Andrew Fonts		01:08	0-0	0-0	0-0	0	0	0	0	0	0	0	0	0	0	0	0
22	Luke Fonts		00:24	0-0	0-0	0-0	0	0	0	0	0	0	0	0	0	0	0	0
Team							1	2	3			0		3				
Totals				23-51	12-25	13-16	8	29	37	17	16	71	15	20	10	1	4	19

Shooting By Period		
1st FG%	10-26	38.5%
3PT%	5-13	38.5%
FT%	2-2	100%
2nd FG%	13-25	52.0%
3PT%	7-12	58.3%
FT%	11-14	78.6%
GM FG%	23-51	45.1%
3PT%	12-25	48.0%
FT%	13-16	81.3%

Dead Ball Rebounds: 1, 0

Technical Fouls: NONE

Georgetown - 52 Record: 6-15 (0-10)

NO.	Name		Min	FG M-A	3P M-A	FT M-A	Rebounds OR	DR	TOT	Fouls PF	FD	TP	AS	TO	ST	Blocks BS	BA	+/-
23	Collin Holloway	F	31:23	4-9	1-4	0-0	1	3	4	3	2	9	2	2	1	0	0	-5
5	Timothy Ighoefe	C	17:13	0-0	0-0	1-2	1	5	6	4	2	1	0	2	3	1	0	0
0	Aminu Mohammed	G	35:35	7-11	0-0	4-8	1	3	4	2	6	18	2	2	3	1	0	-16
2	Dante Harris	G	33:02	0-6	0-0	2-2	0	3	3	1	1	2	1	2	2	0	1	-23
13	Donald Carey	G	35:24	1-8	1-8	8-8	0	3	3	2	4	11	3	4	1	0	0	-22
21	Ryan Mutombo		18:25	2-3	0-1	2-2	1	1	2	2	2	6	0	2	1	2	0	-8
11	Kaiden Rice		20:09	2-9	1-7	0-0	0	1	1	2	0	5	0	0	0	0	0	-19
3	Tyler Beard		03:32	0-0	0-0	0-0	0	1	1	0	0	0	1	2	0	0	0	8
4	Jalin Billingsley		05:17	0-3	0-1	0-0	1	0	1	0	0	0	0	0	0	0	0	-10
Team							3	2	5			0		3				
Totals				16-49	3-21	17-22	8	22	30	16	17	52	9	19	11	4	1	-19

Shooting By Period		
1st FG%	11-24	45.8%
3PT%	2-7	28.6%
FT%	6-6	100%
2nd FG%	5-25	20.0%
3PT%	1-14	7.1%
FT%	11-16	68.8%
GM FG%	16-49	32.7%
3PT%	3-21	14.3%
FT%	17-22	77.3%

Dead Ball Rebounds: 1, 0

Technical Fouls: NONE

	PRO	GEO
Biggest lead	22 (2nd 4:25)	5 (1st 9:10)
Best Scoring Run	16(2nd 8:23)	7(1st 9:10)
Lead Changes	8	
Times Tied	5	
Time with Lead	23:50	14:05

Points from	PRO	GEO
Turnovers	18	15
Paint	18	24
Second Chance	6	4
Fast Breaks	17	11
Bench	36	11

Period by Period Scoring	1st	2nd	TOT
PRO	27	44	71
GEO	30	22	52

Official Basketball Box Score - Final

DePaul at Providence

02/12/22 Dunkin' Donuts Center, Providence

2021-22 Men's Basketball

Game Time: 6:30 PM
Game Duration: 2:22
Attendance: 12,810

Officials: Pat Driscoll, Jeff Clark, Nathan Hall

DePaul - 73 Record: 12-11 (3-10)

NO.	Name		Min	FG M-A	3P M-A	FT M-A	Rebounds OR	DR	TOT	Fouls PF	FD	TP	AS	TO	ST	Blocks BS	BA	+/-
32	David Jones	F	42:52	7-19	4-7	1-1	1	9	10	2	1	19	3	2	0	1	2	-3
35	Brandon Johnson	F	45:00	5-13	0-2	0-2	3	2	5	0	6	10	1	0	0	0	2	-3
14	Nick Ongenda	C	26:44	5-8	0-0	1-3	3	3	6	5	3	11	0	0	1	1	1	-2
3	Jalen Terry	G	43:43	6-16	0-2	3-4	0	5	5	4	3	15	5	4	1	0	1	-3
5	Philmon Gebrewhit	G	23:53	1-5	1-4	0-0	1	2	3	0	1	3	1	0	2	0	0	5
10	Yor Anei		16:12	2-2	0-0	1-2	1	1	2	2	2	5	0	1	1	1	0	-3
23	Courvoisier McCauley		26:36	3-6	2-4	2-2	1	1	2	5	1	10	1	0	1	0	0	-6
Team							3	2	5			0		0				
Totals				29-69	7-19	8-14	13	25	38	18	17	73	11	7	6	3	6	-3

Shooting By Period		
1st FG%	13-34	38.2%
3PT%	2-8	25.0%
FT%	0-1	0%
2nd FG%	12-27	44.4%
3PT%	4-9	44.4%
FT%	4-8	50%
:OT FG%	4-8	50.0%
3PT%	1-2	50.0%
FT%	4-5	80%
GM FG%	29-69	42.0%
3PT%	7-19	36.8%
FT%	8-14	57.1%

Dead Ball Rebounds: 3, 0

Technical Fouls: Anei 2nd 9:37

Providence - 76 Record: 21-2 (11-1)

NO.	Name		Min	FG M-A	3P M-A	FT M-A	Rebounds OR	DR	TOT	Fouls PF	FD	TP	AS	TO	ST	Blocks BS	BA	+/-
14	Noah Horchler	F	30:28	3-7	1-4	0-0	1	6	7	1	0	7	1	3	1	1	0	-6
15	Justin Minaya	F	40:55	1-3	0-1	0-0	1	2	3	3	0	2	0	0	1	2	0	5
0	Nate Watson	C	33:39	7-14	0-0	2-3	2	5	7	2	4	16	0	0	0	1	1	-2
1	Aljami Durham	G	31:35	2-8	0-2	12-12	0	3	3	2	6	16	3	3	0	0	1	1
11	A.J. Reeves	G	18:54	0-3	0-3	0-0	0	2	2	2	2	0	0	1	1	0	0	-10
5	Ed Croswell		16:00	2-2	0-0	0-0	0	5	5	3	0	4	0	1	1	2	0	3
4	Jared Bynum		36:57	8-15	4-8	5-7	1	6	7	2	5	25	6	3	1	0	1	12
10	Alyn Breed		12:28	1-5	1-3	0-0	0	0	0	1	0	3	0	0	1	0	0	8
12	Brycen Goodine		04:04	1-2	1-2	0-0	0	0	0	1	0	3	0	0	0	0	0	4
Team							5	0	5			0		0				
Totals				25-59	7-23	19-22	10	29	39	17	17	76	10	11	6	6	3	3

Shooting By Period		
1st FG%	10-25	40.0%
3PT%	2-11	18.2%
FT%	2-2	100%
2nd FG%	11-28	39.3%
3PT%	5-12	41.7%
FT%	9-11	81.8%
:OT FG%	4-6	66.7%
3PT%	0-0	0.0%
FT%	8-9	88.9%
GM FG%	25-59	42.4%
3PT%	7-23	30.4%
FT%	19-22	86.4%

Dead Ball Rebounds: 2, 1

Technical Fouls: NONE

	DU	PC
Biggest lead	13 (2nd 17:23)	5 (1st OT 2:47)
Best Scoring Run	9(2nd 17:23)	7(2nd 15:33)
Lead Changes	3	
Times Tied	5	
Time with Lead	32:59	06:21

Points from	DU	PC
Turnovers	15	3
Paint	40	32
Second Chance	12	10
Fast Breaks	8	8
Bench	15	35

Period by Period Scoring	1st	2nd	OT1	TOT
DU	28	32	13	73
PC	24	36	16	76

Official Basketball Box Score - Final

Villanova at Providence

02/15/22 Dunkin' Donuts Center, Providence

2021-22 Men's Basketball

Game Time: 8:00 PM
Game Duration: 2:15
Attendance: 12,636

Officials: Jeff Anderson, Tony Chiazza, Tim Clougherty

Villanova - 89 Record: 20-6 (13-3)

NO.	Name		Min	FG M-A	3P M-A	FT M-A	Rebounds OR	DR	TOT	Fouls PF	FD	TP	AS	TO	ST	Blocks BS	BA	+/-
3	Brandon Slater	F	35:52	5-5	1-1	2-2	0	4	4	2	1	13	3	3	0	0	0	6
23	Jermaine Samuels	F	25:37	3-7	0-1	1-1	1	2	3	4	2	7	1	0	2	1	1	7
43	Eric Dixon	F	34:17	3-7	0-0	2-5	5	4	9	4	5	8	3	3	0	1	0	9
2	Collin Gillespie	G	36:17	10-17	5-8	8-8	0	4	4	2	7	33	2	1	1	0	0	4
5	Justin Moore	G	37:29	6-16	4-10	3-5	1	9	10	4	3	19	0	2	0	1	1	7
14	Caleb Daniels		22:51	2-5	1-3	4-5	0	2	2	3	4	9	0	1	2	0	0	-6
1	Bryan Antoine		05:10	0-0	0-0	0-0	0	0	0	2	0	0	0	0	1	0	0	-3
4	Chris Arcidiacono		02:21	0-0	0-0	0-0	0	0	0	0	0	0	0	0	0	0	0	-1
15	Jordan Longino		00:06	0-0	0-0	0-0	0	0	0	0	0	0	0	0	0	0	0	2
Team							0	0	0			0		0				
Totals				29-57	11-23	20-26	7	25	32	21	22	89	9	10	6	3	2	5

Shooting By Period		
1st FG%	17-32	53.1%
3PT%	7-14	50.0%
FT%	5-5	100%
2nd FG%	12-25	48.0%
3PT%	4-9	44.4%
FT%	15-21	71.4%
GM FG%	29-57	50.9%
3PT%	11-23	47.8%
FT%	20-26	76.9%

Dead Ball Rebounds: 2, 0

Technical Fouls: NONE

Providence - 84 Record: 21-3 (11-2)

NO.	Name		Min	FG M-A	3P M-A	FT M-A	Rebounds OR	DR	TOT	Fouls PF	FD	TP	AS	TO	ST	Blocks BS	BA	+/-
14	Noah Horchler	F	31:11	2-4	1-3	2-2	1	6	7	1	1	7	1	0	0	1	0	-7
15	Justin Minaya	F	30:33	1-4	0-3	0-0	3	2	5	3	1	2	0	0	1	0	0	4
0	Nate Watson	C	29:42	6-9	0-0	8-12	2	4	6	2	8	20	0	0	0	0	2	-4
1	Aljami Durham	G	31:26	5-15	0-5	3-3	1	3	4	4	3	13	3	1	0	0	0	-4
11	A.J. Reeves	G	20:11	5-9	2-5	4-5	0	2	2	4	2	16	2	1	0	0	0	-4
4	Jared Bynum		32:39	7-13	2-5	2-5	0	2	2	2	4	18	3	4	2	0	1	-4
5	Ed Croswell		14:43	4-5	0-0	0-0	3	4	7	5	2	8	0	3	0	1	0	1
10	Alyn Breed		09:35	0-3	0-2	0-0	0	0	0	1	0	0	0	0	0	0	0	-7
Team							2	2	4			0		0				
Totals				30-62	5-23	19-27	12	25	37	22	21	84	9	9	3	2	3	-5

Shooting By Period		
1st FG%	14-32	43.8%
3PT%	3-12	25.0%
FT%	8-11	72.7%
2nd FG%	16-30	53.3%
3PT%	2-11	18.2%
FT%	11-16	68.8%
GM FG%	30-62	48.4%
3PT%	5-23	21.7%
FT%	19-27	70.4%

Dead Ball Rebounds: 3, 0

Technical Fouls: NONE

	VU	PC
Biggest lead	8 (2nd 0:07)	1 (1st 7:16)
Best Scoring Run	5(1st 18:26)	6(1st 14:01)
Lead Changes	6	
Times Tied	1	
Time with Lead	37:55	01:04

Points from	VU	PC
Turnovers	6	13
Paint	32	50
Second Chance	14	16
Fast Breaks	6	6
Bench	9	26

Period by Period Scoring	1st	2nd	TOT
VU	46	43	89
PC	39	45	84

Official Basketball Box Score - Final
Providence at Butler
02/20/22 Hinkle Fieldhouse, Indianapolis, Ind.
2021-22 Men's Basketball

Game Time: 1:00 PM
Game Duration: 2:21
Attendance: 7,588

Officials: Mike Roberts, Jeffrey Clark, Greg Evans

Providence - 71 Record: 22-3 (12-2)

NO.	Name		Min	FG M-A	3P M-A	FT M-A	Rebounds OR	DR	TOT	Fouls PF	FD	TP	AS	TO	ST	Blocks BS	BA	+/-
14	Noah Horchler	F	39:51	5-11	3-8	2-2	3	8	11	3	3	15	2	2	0	3	0	4
15	Justin Minaya	F	44:05	1-4	1-4	0-4	3	2	5	3	4	3	2	0	2	0	0	2
0	Nate Watson	C	34:18	10-15	0-0	2-5	1	2	3	2	3	22	1	0	0	0	0	1
4	Jared Bynum	G	44:32	5-16	2-5	6-11	1	1	2	2	6	18	5	1	0	0	2	1
11	A.J. Reeves	G	31:09	2-10	2-6	2-2	1	2	3	3	1	8	4	1	2	0	0	-4
5	Ed Croswell		13:36	1-1	0-0	0-0	2	5	7	1	1	2	0	1	0	0	0	-5
10	Alyn Breed		12:23	0-1	0-0	0-0	0	2	2	4	1	0	0	0	1	0	0	7
12	Brycen Goodine		03:23	0-1	0-1	0-0	0	0	0	0	1	0	0	1	0	0	0	-5
24	Andrew Fonts		01:43	1-1	1-1	0-0	0	0	0	1	0	3	0	0	0	0	0	4
Team							1	1	2			0		0				
Totals				25-60	9-25	12-24	12	23	35	19	20	71	14	6	5	3	2	1

Shooting By Period		
1st FG%	7-30	23.3%
3PT%	2-12	16.7%
FT%	4-6	66.7%
2nd FG%	16-26	61.5%
3PT%	7-12	58.3%
FT%	5-12	41.7%
:OT FG%	2-4	50.0%
3PT%	0-1	0.0%
FT%	3-6	50%
GM FG%	25-60	41.7%
3PT%	9-25	36.0%
FT%	12-24	50.0%

Technical Fouls::NONE

Dead Ball Rebounds: 7, 0

Butler - 70 Record: 13-15 (6-11)

NO.	Name		Min	FG M-A	3P M-A	FT M-A	Rebounds OR	DR	TOT	Fouls PF	FD	TP	AS	TO	ST	Blocks BS	BA	+/-
10	Bryce Nze	F	29:42	4-7	1-1	2-4	1	2	3	4	4	11	1	1	1	0	1	6
33	Bryce Golden	F	32:53	4-9	0-3	0-2	1	5	6	4	2	8	0	1	0	0	0	-2
1	Bo Hodges	G	37:34	4-11	1-4	4-5	2	6	8	2	6	13	2	1	0	0	0	-3
2	Aaron Thompson	G	39:12	5-8	0-0	6-6	0	4	4	3	5	16	4	1	1	0	1	-7
3	Chuck Harris	G	39:36	6-10	2-3	3-4	0	1	1	1	2	17	3	3	2	1	1	-1
41	Simas Lukosius		19:04	1-3	0-0	0-0	1	1	2	1	0	2	1	1	0	0	0	5
13	Jayden Taylor		22:26	1-4	1-2	0-0	0	2	2	2	0	3	0	0	0	1	0	-2
4	Ty Groce		03:12	0-0	0-0	0-0	1	0	1	2	0	0	2	0	0	0	0	2
0	D.J. Hughes		01:21	0-0	0-0	0-0	0	0	0	1	0	0	0	0	0	0	0	-3
Team							0	7	7			0		0				
Totals				25-52	5-13	15-21	6	28	34	20	19	70	13	8	4	2	3	-1

Shooting By Period		
1st FG%	14-27	51.9%
3PT%	2-7	28.6%
FT%	3-6	50%
2nd FG%	9-20	45.0%
3PT%	3-5	60.0%
FT%	10-13	76.9%
:OT FG%	2-5	40.0%
3PT%	0-1	0.0%
FT%	2-2	100%
GM FG%	25-52	48.1%
3PT%	5-13	38.5%
FT%	15-21	71.4%

Technical Fouls::NONE

Dead Ball Rebounds: 4, 0

	PC	Butler
Biggest lead	4 (1st 19:01)	19 (2nd 17:16)
Best Scoring Run	6(2nd 6:48)	13(1st 11:57)
Lead Changes	6	
Times Tied	5	
Time with Lead	05:04	36:14

Points from	PC	Butler
Turnovers	4	14
Paint	26	38
Second Chance	13	8
Fast Breaks	2	12
Bench	5	5

Period by Period Scoring	1st	2nd	OT1	TOT
PC	20	44	7	71
Butler	33	31	6	70

Official Basketball Box Score - Final
Xavier at Providence
02/23/22 Dunkin' Donuts Center, Providence, RI
2021-22 Men's Basketball

Game Time: 7:00 PM
Game Duration: 3:26
Attendance: 12,400

Officials: John Gaffney, Brent Hampton, Evon Burroughs

Xavier - 92 Record: 17-10 (7-9)

NO.	Name		Min	FG M-A	3P M-A	FT M-A	Rebounds OR	DR	TOT	Fouls PF	FD	TP	AS	TO	ST	Blocks BS	BA	+/-
24	Jack Nunge	F	44:31	4-10	0-4	3-4	4	6	10	5	2	11	1	0	2	1	0	-8
32	Zach Freemantle	F	49:09	7-14	0-0	1-2	3	5	8	4	1	15	1	0	3	0	0	-5
1	Paul Scruggs	G	48:40	6-13	1-2	6-6	2	2	4	4	4	19	2	2	2	0	1	-9
3	Colby Jones	G	50:02	3-9	0-1	8-10	5	6	11	2	6	14	3	4	1	0	1	-3
11	Dwon Odom	G	28:32	5-9	0-0	1-1	1	1	2	5	1	11	2	2	0	1	0	-2
4	Cesare Edwards		03:46	1-1	0-0	0-0	0	1	1	1	0	2	0	0	1	0	0	4
5	Adam Kunkel		32:48	7-18	4-10	2-2	0	1	1	3	2	20	0	4	2	0	1	-2
21	Jerome Hunter		15:02	0-5	0-2	0-0	2	0	2	1	0	0	0	1	0	0	0	-12
14	Ben Stanley		02:30	0-0	0-0	0-0	0	0	0	0	0	0	0	0	0	0	0	2
Team							3	3	6			0		0				
Totals				33-79	5-19	21-25	20	25	45	25	16	92	9	13	11	2	3	-7

Shooting By Period		
1st FG%	14-27	51.9%
3PT%	1-6	16.7%
FT%	7-8	87.5%
2nd FG%	12-33	36.4%
3PT%	3-8	37.5%
FT%	7-7	100%
:OT FG%	7-19	36.8%
3PT%	1-5	20.0%
FT%	7-10	70%
GM FG%	33-79	41.8%
3PT%	5-19	26.3%
FT%	21-25	84.0%

Technical Fouls::NONE

Dead Ball Rebounds: 1, 1

Providence - 99 Record: 23-3 (13-2)

NO.	Name		Min	FG M-A	3P M-A	FT M-A	Rebounds OR	DR	TOT	Fouls PF	FD	TP	AS	TO	ST	Blocks BS	BA	+/-
14	Noah Horchler	F	48:58	3-7	2-6	2-2	4	5	9	0	1	10	1	1	1	0	0	2
15	Justin Minaya	F	46:52	5-8	2-4	0-0	1	0	1	3	1	12	2	4	2	1	0	-1
0	Nate Watson	C	44:57	5-6	0-0	2-5	2	2	4	1	6	12	1	2	0	1	0	10
1	Aljami Durham	G	31:47	3-12	0-1	7-8	0	4	4	5	5	13	6	6	1	1	1	4
11	A.J. Reeves	G	29:32	5-10	5-8	1-4	1	5	6	5	2	16	0	0	0	0	0	0
4	Jared Bynum		43:16	10-21	5-10	2-4	0	6	6	1	6	27	4	2	1	0	1	19
5	Ed Croswell		12:19	1-2	0-0	0-0	3	2	5	1	1	2	1	1	0	0	0	-3
10	Alyn Breed		16:57	1-2	0-0	5-6	0	1	1	0	3	7	1	0	1	0	0	3
24	Andrew Fonts		00:22	0-0	0-0	0-0	0	0	0	0	0	0	0	0	0	0	0	1
Team							3	2	5			0		1				
Totals				33-68	14-29	19-29	14	27	41	16	25	99	16	17	6	3	2	7

Shooting By Period		
1st FG%	12-24	50.0%
3PT%	7-11	63.6%
FT%	5-7	71.4%
2nd FG%	12-27	44.4%
3PT%	6-15	40.0%
FT%	4-8	50%
:OT FG%	9-17	52.9%
3PT%	1-3	33.3%
FT%	10-14	71.4%
GM FG%	33-68	48.5%
3PT%	14-29	48.3%
FT%	19-29	65.5%

Technical Fouls::NONE

Dead Ball Rebounds: 5, 2

	XU	PC
Biggest lead	6 (1st 3:32)	7 (3rd OT 0:19)
Best Scoring Run	6(1st 11:01)	9(2nd OT 3:20)
Lead Changes	13	
Times Tied	15	
Time with Lead	34:54	09:09

Points from	XU	PC
Turnovers	20	12
Paint	44	32
Second Chance	19	16
Fast Breaks	8	6
Bench	22	36

Period by Period Scoring	1st	2nd	OT1	OT2	OT3	TOT
XU	36	34	5	13	4	92
PC	36	34	5	13	11	99

Official Basketball Box Score - Final
Creighton at Providence
02/26/22 Dunkin' Donuts Center, Providence
2021-22 Men's Basketball

Game Time: 8:30 PM
Game Duration: 1:56
Attendance: 12,400

Officials: James Breeding, Nathan Farrell, Paul Szelc

Creighton - 51 Record: 19-9 (11-6)

NO.	Name		Min	FG M-A	3P M-A	FT M-A	Rebounds OR	DR	TOT	Fouls PF	FD	TP	AS	TO	ST	Blocks BS	BA	+/-
24	Arthur Kaluma	F	28:13	3-10	0-4	0-1	1	3	4	2	1	6	1	1	0	0	1	-19
44	Ryan Hawkins	F	36:49	3-9	2-6	2-3	1	9	10	0	1	10	0	2	0	0	0	-16
11	Ryan Kalkbrenner	C	31:12	3-8	0-2	7-8	6	3	9	2	5	13	0	1	0	3	2	-12
5	Alex O'Connell	G	35:36	5-14	2-8	0-0	0	4	4	0	1	12	1	0	0	0	0	-32
23	Trey Alexander	G	33:49	4-12	1-4	1-2	0	5	5	3	4	10	2	2	1	0	0	-4
1	KeyShawn Feazell		08:48	0-1	0-1	0-0	0	1	1	0	1	0	0	0	0	0	0	-9
21	Rati Andronikashvili		21:19	0-5	0-1	0-0	0	1	1	3	1	0	0	1	0	0	0	-7
55	Modestas Kancleris		02:46	0-0	0-0	0-0	0	0	0	0	0	0	0	0	0	0	0	-4
14	Sami Osmani		01:28	0-0	0-0	0-1	0	0	0	0	0	0	0	0	0	0	0	-2
Team							0	0	0			0		1				
Totals				18-59	5-26	10-15	8	26	34	10	14	51	4	8	1	3	3	-21

Shooting By Period		
1st FG%	11-28	39.3%
3PT%	1-11	9.1%
FT%	3-5	60%
2nd FG%	7-31	22.6%
3PT%	4-15	26.7%
FT%	7-10	70%
GM FG%	18-59	30.5%
3PT%	5-26	19.2%
FT%	10-15	66.7%

Technical Fouls::NONE

Dead Ball Rebounds: 4, 0

Providence - 72 Record: 24-3 (14-2)

NO.	Name		Min	FG M-A	3P M-A	FT M-A	Rebounds OR	DR	TOT	Fouls PF	FD	TP	AS	TO	ST	Blocks BS	BA	+/-
14	Noah Horchler	F	36:45	1-4	0-3	2-2	1	8	9	1	1	4	0	0	0	1	0	21
15	Justin Minaya	F	32:40	2-6	1-5	0-0	3	8	11	2	1	5	3	1	0	0	0	13
0	Nate Watson	C	24:31	6-14	0-0	0-1	0	5	5	2	2	12	0	0	0	0	2	11
1	Aljami Durham	G	27:49	5-10	0-1	2-2	1	0	1	3	2	12	5	1	2	0	1	8
11	A.J. Reeves	G	28:28	8-13	7-10	0-0	0	2	2	0	0	23	2	0	0	0	0	11
4	Jared Bynum		26:41	2-8	0-2	3-3	0	5	5	3	3	7	7	2	0	0	0	20
5	Ed Croswell		15:29	3-3	0-0	1-2	0	4	4	3	1	7	0	1	1	2	0	10
10	Alyn Breed		04:39	0-0	0-0	0-0	0	0	0	0	0	0	0	0	0	0	0	7
24	Andrew Fonts		01:30	1-1	0-0	0-0	0	0	0	0	0	2	0	0	0	0	0	2
12	Brycen Goodine		01:28	0-0	0-0	0-0	0	0	0	0	0	0	0	0	0	0	0	2
Team							1	2	3			0		2				
Totals				28-59	8-21	8-10	6	34	40	14	10	72	17	7	3	3	3	21

Shooting By Period		
1st FG%	13-29	44.8%
3PT%	4-11	36.4%
FT%	5-6	83.3%
2nd FG%	15-30	50.0%
3PT%	4-10	40.0%
FT%	3-4	75%
GM FG%	28-59	47.5%
3PT%	8-21	38.1%
FT%	8-10	80.0%

Technical Fouls: Team 2nd 0:54

Dead Ball Rebounds: 1, 0

	CU	PC
Biggest lead	2 (1st 19:00)	21 (2nd 6:00)
Best Scoring Run	7(2nd 12:07)	9(2nd 6:00)
Lead Changes	1	
Times Tied	1	
Time with Lead	01:18	37:08

Points from	CU	PC
Turnovers	4	12
Paint	20	30
Second Chance	11	8
Fast Breaks	0	2
Bench	0	16

Period by Period Scoring	1st	2nd	TOT
CU	26	25	51
PC	35	37	72

Official Basketball Box Score - Final
Providence at Villanova
03/01/22 Finneran Pavilion, Bryn Mawr
2021-22 Men's Basketball

Game Time: 6:30 PM
Game Duration: 2:08
Attendance: 6,501

Officials: Pat Driscoll, Matt Potter, Brian O'Connell

Providence - 74 Record: 24-4 (14-3)

NO.	Name		Min	FG M-A	3P M-A	FT M-A	Rebounds OR	DR	TOT	Fouls PF	FD	TP	AS	TO	ST	Blocks BS	BA	+/-
14	Noah Horchler	F	39:15	5-8	5-8	0-0	1	6	7	3	2	15	2	2	1	1	0	0
15	Justin Minaya	F	37:53	4-9	3-7	0-0	2	2	4	3	0	11	2	1	0	1	0	-1
0	Nate Watson	C	23:43	2-5	0-0	2-3	3	2	5	4	2	6	0	2	0	0	1	11
4	Jared Bynum	G	38:48	6-16	1-4	6-6	0	6	6	1	6	19	10	4	1	2	1	0
11	A.J. Reeves	G	24:55	5-9	5-9	0-0	2	1	3	4	1	15	2	2	0	0	0	-3
5	Ed Croswell		16:48	2-5	0-0	0-1	4	2	6	4	2	4	1	1	0	0	2	-9
10	Alyn Breed		15:02	1-3	1-3	1-2	0	2	2	1	3	4	1	2	0	1	0	-1
12	Brycen Goodine		03:36	0-1	0-1	0-0	0	0	0	1	0	0	0	1	1	0	0	-7
Team							2	4	6			0		1				
Totals				25-56	15-32	9-12	14	25	39	21	16	74	18	16	3	5	4	-2

Shooting By Period		
1st FG%	10-32	31.3%
3PT%	5-19	26.3%
FT%	1-4	25%
2nd FG%	15-24	62.5%
3PT%	10-13	76.9%
FT%	8-8	100%
GM FG%	25-56	44.6%
3PT%	15-32	46.9%
FT%	9-12	75.0%

Technical Fouls::NONE

Dead Ball Rebounds: 1, 0

Villanova - 76 Record: 22-7 (15-4)

NO.	Name		Min	FG M-A	3P M-A	FT M-A	Rebounds OR	DR	TOT	Fouls PF	FD	TP	AS	TO	ST	Blocks BS	BA	+/-
3	Brandon Slater	F	27:09	1-4	0-2	1-1	1	1	2	3	2	3	2	1	2	0	0	-9
23	Jermaine Samuels	F	25:33	2-3	0-0	5-6	2	3	5	5	4	9	1	1	0	2	1	7
43	Eric Dixon	F	28:22	5-11	1-2	4-4	3	1	4	3	4	15	0	1	3	1	0	-15
2	Collin Gillespie	G	37:14	4-12	3-7	3-4	0	4	4	3	2	14	5	0	3	0	2	-5
5	Justin Moore	G	37:26	4-14	3-8	2-4	3	3	6	1	5	13	1	1	1	1	2	6
4	Chris Arcidiacono		07:27	0-1	0-1	0-0	0	0	0	0	0	0	0	0	1	0	0	6
14	Caleb Daniels		30:06	6-11	2-7	6-6	0	2	2	0	3	20	1	0	0	0	0	12
15	Jordan Longino		06:43	1-1	0-0	0-0	0	1	1	1	1	2	1	0	0	0	0	8
Team							2	4	6			0		0				
Totals				23-57	9-27	21-25	11	19	30	16	21	76	11	5	9	4	5	2

Shooting By Period		
1st FG%	14-28	50.0%
3PT%	4-13	30.8%
FT%	8-9	88.9%
2nd FG%	9-29	31.0%
3PT%	5-14	35.7%
FT%	13-16	81.3%
GM FG%	23-57	40.4%
3PT%	9-27	33.3%
FT%	21-25	84.0%

Technical Fouls::NONE

Dead Ball Rebounds: 2, 0

	FRIARS	NOVA
Biggest lead	7 (1st 17:41)	14 (1st 0:03)
Best Scoring Run	10(2nd 11:37)	9(1st 0:03)
Lead Changes	8	
Times Tied	4	
Time with Lead	09:24	28:08

Points from	FRIARS	NOVA
Turnovers	7	19
Paint	16	20
Second Chance	9	4
Fast Breaks	17	12
Bench	8	22

Period by Period Scoring	1st	2nd	TOT
FRIARS	26	48	74
NOVA	40	36	76

Official Basketball Box Score - Final

Butler at Providence

03/10/22 Madison Square Garden, New York
2022 Men's Big East Basketball Tournament Quarterfinal

Game Time: 12:00 PM
Game Duration: 2:19
Attendance: 19,812

Officials: James Breeding, Brent Hamtpon, Matt Potter

Butler - 61 **Record: 14-19**

NO.	Name		Min	FG M-A	3P M-A	FT M-A	Rebounds OR	DR	TOT	Fouls PF	FD	TP	AS	TO	ST	Blocks BS	BA	+/-
10	Bryce Nze	F	27:10	3-6	1-1	1-6	1	2	3	3	4	8	2	1	0	0	0	-7
33	Bryce Golden	F	23:19	6-11	1-4	0-0	1	0	1	3	1	13	0	0	1	0	0	-1
1	Bo Hodges	G	28:38	3-9	0-1	4-6	6	9	15	4	4	10	3	1	1	0	1	-3
2	Aaron Thompson	G	27:38	4-8	0-0	0-0	0	3	3	3	0	8	0	2	0	0	0	-6
3	Chuck Harris	G	38:36	4-12	1-5	5-7	0	2	2	2	4	14	1	2	1	0	2	-5
13	Jayden Taylor		06:31	1-2	0-0	0-0	0	2	2	3	1	2	0	0	0	0	1	1
41	Simas Lukosius		29:31	1-11	0-7	2-2	0	6	6	4	2	4	2	2	0	0	2	0
4	Ty Groce		17:13	0-2	0-1	0-0	3	3	6	2	1	0	0	0	2	0	0	0
12	Myles Tate		01:24	0-0	0-0	2-2	0	0	0	0	1	2	0	0	0	0	0	1
Team							3	3	6			0		0				
Totals				22-61	3-19	14-23	14	30	44	24	18	61	8	8	5	0	6	-4

Technical Fouls::NONE

Shooting By Period		
1st FG%	10-29	34.5%
3PT%	2-12	16.7%
FT%	9-17	52.9%
2nd FG%	12-32	37.5%
3PT%	1-7	14.3%
FT%	5-6	83.3%
GM FG%	22-61	36.1%
3PT%	3-19	15.8%
FT%	14-23	60.9%

Dead Ball Rebounds: 4, 0

Providence - 65 **Record: 25-4**

NO.	Name		Min	FG M-A	3P M-A	FT M-A	Rebounds OR	DR	TOT	Fouls PF	FD	TP	AS	TO	ST	Blocks BS	BA	+/-
14	Noah Horchler	F	40:00	3-9	2-7	0-0	0	6	6	4	3	8	2	0	3	1	0	4
15	Justin Minaya	F	33:23	2-6	1-5	0-0	3	5	8	2	3	5	0	1	0	3	0	8
0	Nate Watson	C	35:27	9-14	0-0	8-13	4	3	7	1	7	26	2	1	0	1	0	8
1	Aljami Durham	G	31:44	2-9	1-5	2-4	1	2	3	2	4	7	2	2	0	1	0	6
11	A.J. Reeves	G	23:20	1-6	1-4	0-0	0	1	1	4	0	3	3	0	0	0	0	-3
4	Jared Bynum		23:19	3-7	1-3	9-12	0	3	3	3	7	16	1	2	0	0	0	3
5	Ed Croswell		04:10	0-1	0-0	0-0	0	2	2	2	0	0	0	0	0	0	0	-4
10	Alyn Breed		08:14	0-2	0-1	0-0	0	2	2	0	0	0	0	1	0	0	0	-2
12	Brycen Goodine		00:23	0-0	0-0	0-0	0	0	0	0	0	0	0	0	0	0	0	0
Team							3	6	9			0		0				
Totals				20-54	6-25	19-29	11	30	41	18	24	65	10	7	3	6	0	4

Technical Fouls::NONE

Shooting By Period		
1st FG%	8-27	29.6%
3PT%	2-12	16.7%
FT%	13-18	72.2%
2nd FG%	12-27	44.4%
3PT%	4-13	30.8%
FT%	6-11	54.5%
GM FG%	20-54	37.0%
3PT%	6-25	24.0%
FT%	19-29	65.5%

Dead Ball Rebounds: 3, 0

	BUT	PRO
Biggest lead	6 (1st 6:40)	6 (1st 17:01)
Best Scoring Run	8(2nd 9:13)	7(1st 3:17)
Lead Changes	12	
Times Tied	11	
Time with Lead	21:09	14:42

Points from	BUT	PRO
Turnovers	4	8
Paint	34	28
Second Chance	11	10
Fast Breaks	7	6
Bench	8	16

Period by Period Scoring	1st	2nd	TOT
BUT	31	30	61
PRO	31	34	65

Game Notes:MSG SELLOUT ♦

Official Basketball Box Score - Final

Creighton at Providence

03/11/22 Madison Square Garden, New York
2022 Men's Big East Basketball Tournament Semifinals

Game Time: 6:30 PM
Game Duration: 2:08
Attendance: 19,812

Officials: James Breeding, Jeff Clark, Tim Clougherty

Creighton - 85 **Record: 22-10**

NO.	Name		Min	FG M-A	3P M-A	FT M-A	Rebounds OR	DR	TOT	Fouls PF	FD	TP	AS	TO	ST	Blocks BS	BA	+/-
24	Arthur Kaluma	F	27:38	6-12	2-5	3-3	2	2	4	5	2	17	1	1	2	0	0	30
44	Ryan Hawkins	F	36:25	4-11	0-5	0-1	1	11	12	2	3	8	1	2	0	1	0	30
11	Ryan Kalkbrenner	C	25:30	6-8	0-0	3-4	4	5	9	2	4	15	1	1	0	4	0	25
5	Alex O'Connell	G	34:46	5-10	4-6	4-4	0	3	3	3	3	18	3	1	1	0	0	29
23	Trey Alexander	G	23:02	5-6	1-2	4-4	0	3	3	2	3	15	2	3	1	1	0	19
21	Rati Andronikashvili		28:35	2-5	1-2	2-4	0	4	4	1	2	7	3	2	1	0	0	10
1	KeyShawn Feazell		14:30	1-3	0-1	0-0	1	4	5	2	0	2	2	0	0	1	0	4
22	Devin Davis		03:52	1-1	1-1	0-0	0	0	0	1	0	3	0	0	0	0	0	-5
55	Modestas Kancleris		03:15	0-0	0-0	0-0	0	1	1	0	0	0	0	0	1	0	0	-3
14	Sami Osmani		02:27	0-1	0-1	0-0	0	0	0	0	0	0	0	0	0	0	0	-4
Team							0	1	1			0		0				
Totals				30-57	9-23	16-20	8	34	42	18	17	85	13	10	6	7	0	27

Technical Fouls::NONE

Shooting By Period		
1st FG%	15-29	51.7%
3PT%	6-12	50.0%
FT%	6-7	85.7%
2nd FG%	15-28	53.6%
3PT%	3-11	27.3%
FT%	10-13	76.9%
GM FG%	30-57	52.6%
3PT%	9-23	39.1%
FT%	16-20	80.0%

Dead Ball Rebounds: 0, 0

Providence - 58 **Record: 25-5**

NO.	Name		Min	FG M-A	3P M-A	FT M-A	Rebounds OR	DR	TOT	Fouls PF	FD	TP	AS	TO	ST	Blocks BS	BA	+/-
14	Noah Horchler	F	30:24	0-3	0-3	2-2	3	2	5	3	1	2	0	1	0	0	0	-19
15	Justin Minaya	F	27:04	1-7	0-5	1-3	3	3	6	1	3	3	1	0	2	0	1	-18
0	Nate Watson	C	24:54	2-7	0-0	1-2	1	0	1	1	2	5	1	0	0	0	1	-15
1	Aljami Durham	G	32:29	7-12	2-4	5-5	1	4	5	3	3	21	3	2	0	0	1	-21
11	A.J. Reeves	G	22:17	4-12	0-5	0-1	1	3	4	2	2	8	1	1	1	0	0	-22
4	Jared Bynum		26:37	2-12	0-4	1-2	0	5	5	0	3	5	0	0	1	0	2	-28
5	Ed Croswell		14:22	0-4	0-0	2-2	1	4	5	1	1	2	0	1	2	0	2	-10
10	Alyn Breed		10:06	3-6	0-1	1-3	0	1	1	4	2	7	0	1	0	0	0	-7
12	Brycen Goodine		08:12	1-2	1-2	2-2	2	0	2	2	1	5	0	0	0	0	0	2
24	Andrew Fonts		03:35	0-0	0-0	0-0	0	1	1	0	0	0	0	1	0	0	0	3
Team							5	0	5			0		2				
Totals				20-65	3-24	15-22	17	23	40	17	18	58	6	9	6	0	7	-27

Technical Fouls::NONE

Shooting By Period		
1st FG%	10-36	27.8%
3PT%	2-12	16.7%
FT%	5-8	62.5%
2nd FG%	10-29	34.5%
3PT%	1-12	8.3%
FT%	10-14	71.4%
GM FG%	20-65	30.8%
3PT%	3-24	12.5%
FT%	15-22	68.2%

Dead Ball Rebounds: 1, 0

	Cre	Pro
Biggest lead	32 (2nd 1:19)	4 (1st 17:51)
Best Scoring Run	19(2nd 15:14)	6(2nd 7:34)
Lead Changes	5	
Times Tied	7	
Time with Lead	31:22	05:17

Points from	Cre	Pro
Turnovers	9	7
Paint	32	26
Second Chance	11	10
Fast Breaks	5	9
Bench	12	19

Period by Period Scoring	1st	2nd	TOT
Cre	42	43	85
Pro	27	31	58

Game Notes:MSG SELLOUT ♦

2021-22 Radio/TV Roster

0 Nate Watson
GR. 6-10 260
Portsmouth, Va.

1 Al Durham
GR. 6-4 180
Lilburn, Ga.

3 Matteus Case
FR. 6-5 190
Pickering, Ont.

4 Jared Bynum
RS JR. 5-10 180
Largo, Md.

5 Ed Croswell
SR. 6-8 245
Philadelphia, Pa.



10 Alyn Breed
SO. 6-3 190
Powder Springs, Ga.



11 A.J. Reeves
SR. 6-6 205
Roxbury, Mass.



12 Brycen Goodine
JR. 6-4 190
New Bedford, Mass.

14 Noah Horchler
GR. 6-8 220
Melbourne Beach, Fla.



15 Justin Minaya
GR. 6-7 210
Harrington Park, N.J.

22 Luke Fonts
FR. 6-1 180
Portsmouth, R.I.

23 Legend Geeter
FR. 6-8 235
River Rouge, Mich.

24 Andrew Fonts
GR. 6-2 175
Portsmouth, R.I.



30 Rafael Castro
FR. 6-10 215
Dover N.J.

33 Kieran O'Haire
FR. 6-3 185
Menands, N.Y.

Ed Cooley
Head Coach

Jeff Battle
Associate
Head Coach

Brian Blaney
Assistant Coach

Ivan Thomas
Assistant Coach

Kevin Kurbec
Director of
Basketball
Operations

Bob Walsh
Assoc. Dir. of
Player Development,
Scouting &
Recruiting Coord.

LaDontae Henton
Special Assistant
to Head Coach