

2020-21 PROVIDENCE COLLEGE BASKETBALL



Seton Hall University (5-3, 2-0) vs. Providence College (4-2, 0-0)

Sunday, December 20, 2020 • 4:30 p.m. ET

Prudential Center • Newark, N.J.

Game #7 • FS1



2020-21 SCHEDULE & RESULTS

NOVEMBER

25 Wed. FAIRFIELD FS1 W, 97-56
30 Mon. vs. Indiana ^ ESPN2 L, 79-58

DECEMBER

1 Tue. vs. Davidson ^ ESPN2 W, 63-62
2 Wed. vs. Alabama ^ ESPN2 L, 88-71
5 Sat. FAIRLEIGH DICKINSON FS2 W, 79-67
9 Wed. at Texas Christian ESPN W, 79-70
12 Sat. XAVIER * FS2 Postponed
17 Thur. CONNECTICUT * FS1 Postponed
20 Sun. at Seton Hall FS1 4:30 p.m.
23 Wed. at Butler * CBS Sports Net 6:00 p.m.
27 Sun. DEPAUL TBD 4:30 p.m.
30 Wed. BUTLER * TBD TBD

JANUARY

2 Sat. CREIGHTON * TBD TBD
10 Sun. at Xavier * TBD TBD
12 Tue. at Marquette * TBD TBD
16 Sat. GEORGETOWN * TBD TBD
20 Wed. at Creighton * TBD TBD
23 Sat. at Villanova * TBD TBD
27 Wed. MARQUETTE * TBD TBD
30 Sat. at Georgetown * TBD TBD

FEBRUARY

3 Wed. SETON HALL * TBD TBD
6 Sat. ST. JOHN'S * TBD TBD
13 Sat. at DePaul * TBD TBD
16 Tue. at Connecticut * TBD TBD

MARCH

3 Wed. at St. John's TBD TBD
6 Sat. VILLANOVA * TBD TBD

ALL GAMES ARE EASTERN TIME AND SUBJECT TO CHANGE

^ - Maui Invitational (Asheville, N.C.)

* - BIG EAST Game

HOME GAMES IN BOLD CAPS

2020-21 PROVIDENCE COLLEGE ROSTER

Probable Starters

0 NATE WATSON, SR., C, 6-10, 260 2020-21 PPG/RPG 18.7/5.7
PORTSMOUTH, VA./BISHOP O'CONNELL HS '17
3 DAVID DUKE, JR., G, 6-5, 205 19.7/4.5/3.5 APG
PROVIDENCE, R.I./CUSHING ACADEMY '18
4 JARED BYNUM, RS So., G, 5-10, 180 5.3/4.3 APG
LARGO, MD./GEORGETOWN PREP '18/SAINT JOSEPH'S
11 A.J. REEVES, JR., G, 6-6, 205 7.7/3.2
ROXBURY, MASS./BRIMMER AND MAY SCHOOL '18
14 NOAH HORCHLER, RS SR., F, 6-8, 220 4.2/6.2
MELBOURNE, FLA./MELBOURNE HIGH SCHOOL '16/NORTH FLORIDA

Off The Bench

1 GREG GANTT, So., F 6-8, 220 2020-21 PPG/RPG 5.3/4.0
FAYETTEVILLE, N.C./TRINITY CHRISTIAN SCHOOL '19
2 KRIS MONROE, JR., F, 6-8, 215 2.0/1.4
RALEIGH, N.C./ST. DAVID'S SCHOOL '18
5 JIMMY NICHOLS, JR., F, 6-8, 220 3.2/1.4
CONWAY, S.C./CONWAY HIGH SCHOOL '18
10 ALYN BREED, FR., G, 6-3, 180 3.4/1.4
POWDER SPRINGS, GA./MCEachern '19
12 BRYCEN GOODINE, So., G, 6-4, 185 2.3/1.3
NEW BEDFORD, MA./ST. ANDREW'S SCHOOL '19/SYRACUSE
13 JYARE DAVIS, FR., F, 6-7, 215 DNP
NEWARK, DEL./SANFORD SCHOOL '20
21 ED CROSWELL, JR., F, 6-8, 245 5.0/2.5
PHILADELPHIA, PA./ST. JOSEPH'S PREP '18/LASALLE
24 ANDREW FONTS, SR., G, 6-2, 175 DNP
PORTSMOUTH, R.I./PORTSMOUTH ABBEY SCHOOL '17

Pronunciation Guide

HORCHLER - Hork Lur JYARE DAVIS - JiAir

BROADCAST INFORMATION

Television Broadcast: FS1

Brian Custer (play-by-play), Donny Marshall (analyst)

Radio Broadcast: WPRO-99.7 FM/630 AM

John Rooke (play-by-play) & Joe Hassett (analyst)

Internet Broadcast: 630wpro.com and Tuneln app

GENERAL INFORMATION

Location: Providence, R.I. 02918
Founded: 1917
Enrollment: 4,143
President: Rev. Kenneth Sicard, O.P.
Assoc. VP/Athletic Director: Robert G. Driscoll, Jr.
Conference: BIG EAST
Home Arena: Alumni Hall (1,854)
Dunkin' Donuts Center (12,410)
1st Yr of Basketball: 1926-27 (94th season)
All-Time Record: 1,486-998 (.598)
Years in NCAA Tournament: 20 Times -- 2018 (last)
Years in NIT: 20 Times -- 2019 (last)
Head Coach: Ed Cooley (Stonehill '94)
Career Record: 277-193/15th Seasons
Record at Providence: 185-124 (83-79)/10th Seasons
Assistant Coach: Jeff Battle
Assistant Coach: Brian Blaney
Assistant Coach: Ivan Thomas
Dir. of Basketball Operations: Kevin Kurbec
Associate Director Player Development: Bob Walsh
Spec. Asst. to the Head Coach/Video Coord: Matthew Garvey
Senior Associate AD for Media Relations: Arthur Parks
Office Phone: (401) 865-2759
Cell Phone: (401) 378-7334
E-mail: aparks@providence.edu
Website: friars.com
Twitter: @PCFriarsMBB
Facebook: Facebook.com/FriarFaithful

Friar Tid Bits Entering Sunday's Game:

*The Friars are making their third attempt to open the BIG EAST season. They have had three consecutive games postponed due to opponents having COVID issues (Xavier on Dec. 12, UConn on Dec. 17 and DePaul on Dec. 17).
*The Friars ended the season in 2019-20 having won their last six conference games.
*The Friars are 0-0 all-time in BIG EAST openers versus Seton Hall.
*The Friars are 0-5 in their last five games at the Prudential Center. PC's most recent win in Newark was a 79-66 win on March 4, 2015.
*Ed Cooley and Kevin Willard coached together with the 2019 USA Basketball Pan Am Games team. They helped coach Team USA to a Bronze Medal.
*Ed Cooley has posted a 9-10 mark all-time versus Seton Hall as a head coach.
*The Friars are 2-3 in their last five games versus Seton Hall and 21-31 all-time on the road versus the Pirates.
*The Friars are 1-2 this season vs. Power 5 teams with a win versus TCU (Big 12) and losses to Indiana (Big 10) and Alabama (SEC).
*The Friars are 2-0 this season at Alumni Hall, 1-0 on the road and 1-2 in neutral site games.
*The Friars' last loss at Alumni Hall was an 85-80 defeat to No. 12 Duquesne on 12/10/71.
*The Friars were picked third of 11 teams in the Preseason BIG EAST Coaches' Poll.
*The Friars have won 25 consecutive jump balls to start a game and have posted a 17-8 record in those games.
*Nate Watson (113 pts) and David Duke (118 pts) have scored 52 percent (231) of the team's 447 points this season. Nine other players have combined to score 216 points.
*David Duke has scored 28 points in each of his last two games.
*David Duke earned his first BIG EAST Player of the Week honor on Dec. 14.
*Ed Cooley earned his 275th win as a head coach (277-193) in a win over Davidson on Dec. 1.
*Nate Watson has scored 20 or more points in three of his six games this season.
*Nate Watson needs 10 points (990) to become the 51st Friar to score 1,000 or more points.
*David Duke was named to the Maui Invitational All-Tournament Team after averaging 14.7 points, 3.7 rebounds and 3.0 assists in the three games at the tournament.
*Ed Cooley is wearing a towel on his shoulder this season to honor his mentor, longtime Georgetown Head Coach and former Friar, John Thompson '64.



Friars Defeat TCU On Dec. 9: Junior David Duke (Providence, R.I.) led the Friars with 28 points and seven assists in the team's 79-70 win at TCU on December 9. It marked Duke's second consecutive game with 28 points. Senior Nate Watson (Portsmouth, Va.) added 18 points for the Friars. Juniors Ed Croswell (Philadelphia, Pa.) and Jimmy Nichols (Conway, S.C.) each added eight points.

Duke Named BIG EAST Player of the Week: It was announced on December 14 that junior guard David Duke (Providence, R.I.) was named BIG EAST Player of the Week. Duke, who was named Preseason All-BIG EAST First Team, has earned the league Player of the Week accolades for the first time in his career. In the Friars' only game last week, Duke led the Friars with 28 points and seven assists in the team's 79-70 win at TCU on December 9. It marked Duke's second consecutive game with 28 points. Duke was 11-19 from the field, including 5-8 from three-point territory in the win. Duke, who is averaging a team-best 19.7 ppg, ranks fourth in the league in scoring. He also is averaging 4.5 rebounds and 3.5 assists per game. Duke is shooting 45.9 percent (39-85) from the field, including 46.2 percent (12-26) from behind the arc. He is a team best 80 percent (28-35) from the free-throw line.

Nate Watson Closing In On 1,000 Career Points: Senior Nate Watson (Portsmouth, Va.) is looking to become the 51st Friar all-time to register 1,000 career points. In 101 career games, Watson has registered 990 points (9.7 ppg).

Watson Registers A Double-Double: Senior Nate Watson (Portsmouth, Va.) recorded a double-double with a career-high 23 points and 10 rebounds in the Friars' season opening win over Fairfield on November 25. For Watson, it marked the second double-double of his career.

Duke Named To Maui Invitational All-Tournament Team: Junior David Duke (Providence, R.I.) averaged 14.7 points, 3.7 rebounds and 3.0 assists in three games in the Maui Invitational and was named to the Maui Invitational All-Tournament Team on December 2.

Ed Cooley Wearing A Towel In-Game To Honor John Thompson: Friar Head Coach Ed Cooley will wear a towel on his shoulder each game to honor the late John Thompson. Thompson was a 1964 graduate of Providence College. "Coach Thompson was a friend and a mentor to me. The things he did for a coach like me were tremendous. I owe him this appreciation." - Ed Cooley

Friars At Alumni Hall: The Friars opened the season on Wednesday, November 25 at Alumni Hall versus Fairfield. The game marked the Friars' first regular-season contest at Alumni Hall since the squad opened the season on November 10, 2017 with an 84-55 win over Houston Baptist. Prior to that, the team's last game at Alumni Hall was on March 1, 1972 when Providence defeated St John's 73-65. The Friars played their home games at Alumni Hall from 1955-72. The Friars have compiled a 181-29 mark (.862) in the arena over 19 seasons. Over the last 48 seasons, the squad has posted a 587-235 record (.714) at the Dunkin' Donuts Center in Downtown Providence.

Friars Picked Third Of 11 Teams In Preseason BIG EAST Coaches' Poll: It was announced on October 28 during the BIG EAST Virtual Media Day that the Friars were selected to finish third of 11 in teams in the Preseason Coaches' Poll. The Friars, who return three starters from last season, finished 2019-20 with a 19-12 overall mark and a team record 12 wins in BIG EAST play. The Friars entered the 2020 BIG EAST Tournament as hot as any team in the country. The team had won six straight and eight of 10 games to close the regular season with a NET ranking of 37. The squad finished fourth in league standings and was set to play fifth-seeded Butler on March 12 in the BIG EAST Tournament. However, due to the COVID-19 pandemic the BIG EAST and NCAA Tournaments were cancelled. The Friars were projected to be a No. 7 seed in the NCAA Tournament.

Duke And Watson Earn BIG EAST Preseason Honors: It was announced on October 28 that junior guard David Duke (Providence, R.I.) and senior center Nate Watson (Portsmouth, Va.) were named to the Preseason All-BIG EAST Teams. Duke was named to the First Team and Watson earned Second Team honors. Duke had a strong sophomore season as he improved in each significant statistical category from his freshman season. His points per game improved from 7.1 in 2019 to 12.0 in 2020. His rebounding also improved from 2.6 rpg to 4.0 rpg. His shooting took a dramatic rise with his field goal percentage (.387 to .409), three-point field goal percentage (.297 to .420) and free-throw percentage (.689 to .793) all making improvements from freshman through sophomore seasons. In 2019-20, he finished fourth in the league in three-point shooting (42.0 percent) and steals per game (1.5). He also finished first on the team in three-point shooting (42-100, .420) and assists (97, 3.1 apg). Duke also was second on the team in scoring (12.0 ppg).

BIG EAST Honors

Player	Date	Honor
David Duke	Oct. 28	Preseason All-BIG EAST 1st Team
Nate Watson	Oct. 28	Preseason All-BIG EAST 2nd Team
Nate Watson	Nov. 30	Honor Roll
David Duke	Dec. 7	Honor Roll
David Duke	Dec. 14	Player of the Week

Double-Doubles

Player	Opp.	Stats
N. Watson	Fairfield-11/25	23 pts, 10 rbs.
Total Double-Doubles (10)		
Watson (1)		

20-Point Performances

Player	Opponent/Date	Points
Watson	Fairfield/Nov. 25	23
Watson	Davidson/Dec. 1	22
Watson	FDU/Dec. 5	20
Duke	FDU/Dec. 5	28
Duke	TCU/Dec. 9	28

2020-21 BIG EAST

Preseason Poll

Preseason Coaches Poll

1.	Villanova (9)	99
2.	Creighton (2)	91
3.	Providence	79
4.	Connecticut	69
5.	Seton Hall	67
6.	Marquette	50
7.	Xavier	47
8.	Butler	37
9.	St. John's	33
10.	DePaul	20
11.	Georgetown	13



He recorded a career-best game at Creighton on January 18, 2020 when he scored 36 points and was 6-8 from three-point territory. In 2019-20, Watson finished fourth on the team in scoring (9.0 ppg). He led the squad and ranked ninth in the league in field goal percentage at 51.1 percent. He reached double figures in scoring in 11 of the 27 games he played. Watson also was third on the team in rebounding at 4.6 boards per game.

Goodine And Croswell Eligible Via NCAA Waiver: Sophomore guard Brycen Goodine (New Bedford, Mass.) and junior forward Ed Croswell (Philadelphia, Pa.) are eligible to compete for the Providence men's basketball team this season. The NCAA granted Goodine and Croswell a transfer waiver and both players have immediate eligibility to play at Providence for the 2020-21 season. A New Bedford, Mass. native, Goodine transferred to the Friars following one season at Syracuse University, where he played in 23 games for the Orange. In his freshman season he averaged 1.9 points and 1.0 rebounds per game and hit the game winning shot in a win over Wake Forest (2/8/20). A former Rhode Island Gatorade Player of the Year, he attended St. Andrew's School in Barrington, R.I., where he averaged 21.5 ppg, 6.5 rpg and 5.5 apg in his senior season. Goodine finished his high school career ranked as the No. 77 player in the country in 2019, according to ESPN.com. Croswell, a 6-foot-8-inch, 245-pound forward, transferred to Providence after spending the last two years at LaSalle University in Philadelphia. In 2019-20, he averaged 10.4 points and 7.6 rebounds, while shooting 60.2 percent from the field. Croswell ranked third in the nation in offensive rebounding rate at 18.5 percent. He posted a career best game of 24 points and 18 rebounds versus Saint Louis on January 29, 2020. In his freshman season with the Explorers, he averaged 4.6 ppg and 7.0 rpg. Croswell grabbed 98 offensive rebounds in 31 games (3.2 per game), which ranked third in the Atlantic 10. He ranked first in the nation among offensive rebound percentage at 18.1 percent. Croswell led the team in rebounding each of his two seasons at LaSalle. He also registered 10 or more rebounds in 15 of the 58 games he played over two seasons at LaSalle. Prior to LaSalle, Croswell averaged 13.5 ppg as a senior at St. Joseph's Prep where his team advanced to the semifinals of the PIAA Class 6A Tournament. During his junior season, Croswell averaged 15 points and 12 rebounds per game. While at St. Joseph's, he was coached by Speedy Morris. He earned Second Team All-Catholic League honors in his junior and senior seasons.

Geeter And Castro Each Sign A NLI To Attend Providence In 2021-22: Providence College men's basketball coach Ed Cooley announced today (Nov. 13) that student-athletes Legend Geeter (River Rouge, Mich.) and Rafael Castro (Dover, N.J.) each have signed a National Letter of Intent to attend Providence College beginning in September 2021. Geeter, a 6-foot-8-inch, 220-pound forward, is in his senior year at River Rouge High School. He is coached by LaMonta Stone at River Rouge. Last season, Geeter averaged 16 points, 10 rebounds, two assists and two blocks per game while helping lead River Rouge to a 20-1 mark. For his efforts, he earned The Detroit News Division 1 First Team All-State honors. River Rouge, which has won more state titles (14) than any other program in Michigan, was ranked No. 1 in the state and looking to capture the state title in 2020 when the season was cut short due to the COVID-19 pandemic. Geeter is a 2021 candidate for Mr. Basketball, which is an annual award given out each year to the top player in the state. Former Friar LaDontae Henton of Lansing was a runner up for Mr. Basketball honors in 2011. Geeter played AAU basketball for The Family, which is where former Friars Henton and Junior Lomomba also played. He is ranked as the 48th best power forward in the county and the fifth best in Michigan by 247Sports.com. Rivals.com has Geeter ranked as the 37th power best forward in the nation. Castro, a 6-foot-10-inch, 200-pound forward attends Dover High School. As a junior at Dover, he averaged 20.3 points, 16.3 rebounds, 4.7 blocks, 2.2 assists and 1.5 steals. He is coached by Billy Connors. Castro played for the Dominican Republic at the 2019 CentroBasket U17 Championship. He averaged 4.2 points and 3.8 rebounds while helping the team to a fourth-place finish. Castro played AAU ball for Team Rio University. He is ranked as the 30th best power forward in the country and the third best player in New Jersey, according to 247Sports.com. Rivals.com ranked Castro as the 136th best player in the country and the No. 23 power forward.

Friars Earn At Least 10 BIG EAST Wins for Sixth Time In Last Seven Years: On March 7, the Friars defeated DePaul to improve to 12-6 in league play. It marked the sixth time in the last seven years that the Friars won 10 or more games in BIG EAST play. The Friars' 12 wins in BIG EAST action in 2019-20 is the team's all-time single season high.

Vs. Upcoming Opponents

SETON HALL UNIVERSITY

PC leads 54-53

Home: 29-16; Away: 21-31; Neutral: 4-6

DATE	SITE	PC	OPP	W-L
2-26-27	South Orange, NJ	24	25	0-1
12-17-27	South Orange, NJ	19	38	0-2
2-22-30	Providence, RI	36	25	1-2
12-20-30	South Orange, NJ	40	22	2-2
2-26-31	Providence, RI	48	31	3-2
12-18-31	South Orange, NJ	28	24	4-2
2-25-32	Providence, RI	51	21	5-2
3-6-37	South Orange, NJ	35	45	5-3
2-6-42	South Orange, NJ	33	55	5-4
2-16-43	South Orange, NJ	38	47	5-5
1-15-47	South Orange, NJ	44	70	5-6
1-28-49	South Orange, NJ	42	67	5-7
12-15-53	South Orange, NJ	46	69	5-8
12-13-54	South Orange, NJ	67	95	5-9
12-27-60	Madison Sq. Garden *	83	92	5-10
2-23-63	Providence, RI	82	62	6-10
2-15-64	South Orange, NJ	96	74	7-10
1-23-65	Providence, RI	88	81	8-10
2-19-66	South Orange, NJ	77	57	9-10
1-28-67	Providence, RI (OT)	91	87	10-10
1-6-68	South Orange, NJ	70	51	11-10
3-1-69	Providence, RI	102	86	12-10
2-28-70	South Orange, NJ	93	76	13-10
2-1-71	Providence, RI	79	67	14-10
3-4-72	South Orange, NJ	78	68	15-10
2-24-73	Providence, RI	87	65	16-10
2-9-74	South Orange, NJ	91	60	17-10
2-8-75	Providence, RI	106	101	18-10
1-14-76	South Orange, NJ	53	55	18-11
1-2-77	Providence, RI	72	68	19-11
12-3-77	Madison Sq. Garden	60	58	20-11
1-11-79	Providence, RI	68	80	20-12
1-26-80	South Orange, NJ	51	64	20-13
1-7-81	Providence, RI	52	66	20-14
1-31-81	South Orange, NJ	62	72	20-15
1-4-82	South Orange, NJ	65	66	20-16
2-13-82	Providence, RI	79	70	21-16
1-12-83	South Orange, NJ	88	72	22-16
2-12-83	Providence, RI	81	65	23-16
3-9-83	Madison Sq. Garden \$	64	73	23-17
1-4-84	South Orange, NJ (OT)	58	60	23-18
2-4-84	Providence, RI (OT)	82	74	24-18
3-7-84	Madison Sq. Garden \$	59	55	25-18
1-26-85	South Orange, NJ	72	70	26-18
2-20-85	Providence, RI	74	73	27-18
3-6-85	Madison Sq. Garden \$	77	75	28-18
2-12-86	Meadowlands	67	66	29-18
2-24-86	Providence, RI	92	80	30-18
2-17-87	Providence, RI	91	87	31-18
2-25-87	South Orange, NJ	85	72	32-18
1-19-88	Meadowlands	80	82	32-19
2-6-88	Providence, RI	54	68	32-20
2-25-89	Meadowlands	80	84	32-21
3-1-89	Providence, RI	68	80	32-22
1-9-90	Providence, RI	78	70	33-22
1-15-90	Meadowlands	89	63	34-22
1-2-91	Meadowlands	92	97	34-23
1-29-91	Providence, RI	65	62	35-23
2-4-92	Providence, RI	65	68	35-24
2-15-92	Meadowlands	77	85	35-25
1-9-93	Providence, RI	79	91	35-26
2-2-93	Meadowlands	71	90	35-27
3-13-93	Madison Sq. Garden \$	60	69	35-28
1-5-94	Providence, RI	85	61	36-28
1-31-94	Meadowlands (OT)	63	64	36-29
2-1-95	Providence, RI	80	77	37-29
2-13-95	Meadowlands	77	53	38-29
12-6-95	Meadowlands	72	79	38-30
1-2-96	Providence, RI	77	82	38-31
1-11-97	Meadowlands	66	73	38-32
1-31-98	Providence, RI	56	68	38-33
2-11-98	Meadowlands	74	73	39-33
1-2-99	Providence, RI	65	49	40-33
2-1-00	Meadowlands	67	82	40-34
3-8-00	Madison Sq. Garden \$	65	85	40-35
1-3-01	Continental Airlines Arena	80	87	40-36
3-8-03	Providence, RI (OT)	64	61	41-36
1-12-04	Continental Airlines Arena	63	60	42-36
2-1-04	Providence, RI	46	55	42-37
2-23-05	Continental Airlines Arena	67	54	43-37
2-1-06	Providence, RI	74	77	43-38
1-6-07	Providence, RI	91	69	44-38
1-17-07	Continental Airlines Arena	68	69	44-39
1-24-08	Providence, RI	75	88	44-40
1-22-09	Newark, NJ (OT)	98	93	45-40
3-6-10	Providence, RI	80	92	45-41
3-9-10	Madison Sq. Garden \$	106	109	45-42
1-30-11	Newark, NJ	71	81	45-43
1-7-12	Providence, RI	57	66	45-44
3-6-12	Madison Sq. Garden \$	47	79	45-45
1-13-13	Newark, NJ	67	55	46-45
3-5-13	Providence, RI	76	66	47-45
12-31-13	Providence, RI (2OT)	80	81	47-46
2-28-14	Newark, NJ	74	69	48-46
3-14-14	Madison Sq. Garden \$	80	74	49-46
2-14-15	Providence, RI	69	62	50-46
3-4-15	Newark, NJ	79	66	51-46
1-16-16	Providence, RI	72	81	51-47
2-25-16	Newark, NJ	52	70	51-48
1-14-17	Providence, RI	65	61	52-48
2-8-17	Newark, NJ (OT)	70	72	52-49
1-31-18	Newark, NJ	57	73	52-50
2-21-18	Providence, RI	77	89	52-51
1-15-19	Providence, RI	72	63	53-51
1-30-19	Newark, NJ	63	65	53-52
1-22-20	Newark, NJ	64	73	53-53
2-15-20	Providence, RI	74	71	54-53

*ECAC Holiday Festival \$BIG EAST Tournament



Friars All-Time Versus Top-25 Teams: The Friars have posted a 121-269 (.310) mark all-time versus top-25 teams, including a 5-4 mark in 2019-20.

Ed Cooley Ranks Third On The PC All-Time Win List: With the Friars' win versus Butler on March 9, 2019, Ed Cooley recorded his 161st victory as the Friar Head Coach and moved into third place on the all-time win list for PC Head Coaches. The two all-time winningest Friar head coaches are: Joe Mullaney (319-164), and Dave Gavitt (209-84). Cooley has a **185-124 mark** in 10 seasons as the Friars head coach.

Friars Are 68-5 In Non-Conference Home Games Under Ed Cooley: The Friars have posted a 68-5 mark in 10 seasons under Ed Cooley in non-conference home games.

Friars In Overtime: The Friars recorded a 1-0 mark in overtime games in 2019-20. They have registered a 65-67 mark all-time in overtime games.

"DG" Patch On Friar Uniforms: In memory of former Friar Head Coach Dave Gavitt the Friars have worn a "DG" patch on their uniforms since the 2011-12 season. Gavitt led PC and Eastern basketball into the modern age. In 10 seasons as the head coach of the Friars, Gavitt led PC to 209 wins, including eight consecutive 20-win seasons, five NCAA appearances, three NIT appearances and five New England Coach of the Year honors. He led the Friars to 23 wins over Top-20 teams. His 1973 team made it to Final Four. In 1971, Gavitt was named Director of Athletics at PC, a position he held until 1982 when he resigned to be the director of the BIG EAST Conference. He also was named Head Coach of the 1980 USA Olympic basketball team. He was elected to the Naismith Basketball Hall of Fame in 2006.

Providence College Basketball: The 2020-21 campaign marks the 94th season of basketball at Providence College. Since the program started in 1926-27, Providence has posted a **1,486-998** mark, good for a .598 winning percentage. The Friars have made the NCAA Tournament 20 times and the National Invitation Tournament on 20 occasions.



On March 22, 2011, Ed Cooley became the 15th head coach at Providence College. He came to Providence College after spending five seasons as the head coach at Fairfield University.

In nine seasons at Providence College, Cooley has posted a **185-124 mark (.598)**. In 14 seasons as a head coach, Cooley has a **277-193 (.589)** record. When Cooley was hired in 2011, the Friars had finished under .500 in six of the 10 previous seasons and had been to just one NCAA Tournament (2004) in that 10-year span. Since his hiring, Cooley has led the Friars to seven consecutive post-season tournament berths (2019-20 there was no post-season due to the Covid-19 pandemic), including a school-record five straight NCAA Tournament appearances (2014-18), and he guided the team to the 2014 BIG EAST title.

In 2019-20, the Friars had the best mid-season improvement of any Division I team as the squad improved from 6-6 to finish the year with a 19-12 mark - a NET ranking improvement of 119 spots (156 to 37). The team posted a 12-6 record in BIG EAST action and finished in fourth place. The 12 league wins was the most ever by a Friar squad. In addition, the Friars defeated every BIG EAST team at least once - another first for the program. The Friars finished the season winning six consecutive games and eight of the last 10. Five of those wins occurred in February over ranked teams, which marked just the fifth time in the history of college basketball that a team posted five wins over ranked squads in a calendar month during the regular season.

In August of 2019, Cooley served as the Head Coach of Team USA at the Pan Am Games in Lima, Peru. His squad was a group of BIG EAST All-Stars, including Alpha Diallo, Nate Watson, David Duke and AJ Reeves. Despite having the youngest team at the tournament, Cooley led the squad to a Bronze Medal.

In 2018-19, Providence advanced to its seventh consecutive post season when the Friars were selected to the NIT as a four seed. It marked the first time that PC advanced to seven straight post-seasons since Dave Gavitt's Friars accomplished the feat from 1971-78. The 2019 Friars finished the season with an 18-16 mark.

The 2017-18 season, proved to be another successful season for the Friars under Cooley as the squad made its team record fifth consecutive appearance in the NCAA Tournament and produced another season with 20 or more wins (21-14). It marked the first time the Friars recorded five consecutive seasons with 20 or more wins since 1974-78. Providence finished tied for third in league standings with a 10-8 mark. The team had another strong performance at the BIG EAST Tournament, advancing to the championship game where the squad nearly knocked off eventual national champion Villanova before losing in overtime. One of the highlights for the squad was earning three wins over top-5 ranked teams. It marked the first time ever that the Friars accomplished that feat.

In 2016-17, the Friars were picked ninth in the Preseason BIG EAST Coaches' Poll after losing stars Kris Dunn and Ben Bentil to the NBA Draft. However, the Friars finished the year with a 10-8 mark in league play and in third place in the conference standings. To achieve that mark, the team overcame a 4-8 record in early February and won its final six BIG EAST Conference games to earn the third place finish. The Friars also posted a 20-13 record overall and earned an at-large berth to the squad's fourth consecutive NCAA Tournament. In recognition of his efforts, Cooley was named NABC District 5 Coach of the Year.

Juniors Kyrion Cartwright and Rodney Bullock were named 2017 Second Team All-BIG EAST. In addition, Cartwright became the third player in six seasons under Cooley to earn BIG EAST Most Improved accolades.

During his time at Providence, Cooley has coached five All-Americans. He also has had players earn two BIG EAST Player of Year honors, two BIG EAST Defensive Player of the Year accolades, three BIG EAST Most Improved Player awards, one BIG EAST Tournament MVP, five BIG EAST All-Tournament Team accolades, two BIG EAST All-Rookie Team awards, one BIG EAST Sportsmanship honor and 10 All-BIG EAST honors.

In 2016, Cooley led the Friars to a 24-11 mark and a 10-8 record (fourth) in the BIG EAST. After finishing fourth in league standings for the third straight season, Providence advanced to the BIG EAST Semifinals for the third-consecutive year, which has only occurred one other time in the history of Friar basketball. Most importantly, the Friars earned their third-consecutive berth in the NCAA Tournament, where the team registered a 1-1 mark, which included a First Round win over Southern California. It marked just the third time in the history of Friar basketball that the team reached the NCAA Tournament in three consecutive seasons. The squad also recorded 24 wins, which is the most since the 1996-97 season. With 24 wins, the Friars posted their third-consecutive season with 20 or more victories. Another milestone for the Friars was that they finished the regular season with 22 wins, which was the most since 1978 and just the sixth team all-time at PC to accomplish the feat. Cooley's Friars also were ranked for 13 weeks during the season, including a No. 8 national ranking on January 4. It marked the Friars' highest ranking in the Associated Press Poll since March 1, 1977 when the team was ranked No. 8.

Two of Cooley's players earned significant honors in 2015-16 and were both drafted as junior guard Kris Dunn (New London, Conn.) and sophomore Ben Bentil (Wilmington, Del.) earned All-BIG EAST accolades. Dunn also earned his second-consecutive BIG EAST Player of the Year and Defensive Player of the Year honors. He also earned numerous All-America accolades and was named a Consensus All-American. Bentil became the seventh Friar all-time and the third under Cooley to lead the BIG EAST in scoring, averaging 22.9 points per game. For his efforts, he was named BIG EAST Most Improved Player - the second time a Friar has received the honor in Cooley's five seasons at Providence.

Dunn was the fifth pick overall by the Minnesota Timberwolves and became the fourth highest Friar drafted all-time in the history of the NBA. Bentil was selected 51st overall in the second round by the Boston Celtics.

In 2015, the Friars were picked fifth in the Preseason BIG EAST Coaches Poll. The team exceeded expectations when the squad placed fourth with an 11-7 record. It marked just the third time ever and the first time since 2004 that the Friars registered 11 conference wins. Overall, the squad posted a 22-12 mark and advanced to the NCAA Tournament in consecutive seasons for the first time since the 1988-89 and 1989-90 seasons. The team also posted its second consecutive season with 20 or more wins for the first time since 1992-93 and 1993-94 seasons.

Senior LaDontae Henton (Lansing, Mich.) and sophomore Kris Dunn (New London, Conn.) paced the Friars in 2015. Both players earned First Team All-BIG EAST honors and Associated Press Honorable Mention All-America accolades. Dunn, who led the BIG EAST in assists, ranked third in the nation in assists and fifth in the nation in steals. He was named the 2015 BIG EAST Player of the Year and he also earned BIG EAST Defensive Player of the Year accolades. Dunn became the first guard in the history of the league to win both honors in the same year. Henton, who led the BIG EAST in scoring in 2015 (20.1 ppg), finished his career ranked second all-time in scoring at Providence (2,059 points) and fifth all-time in rebounding (1,054). He is just the second player ever at Providence to score more than 2,000 points and grab more than 1,000 rebounds.

Cooley's 2014 team was picked to finish sixth in the Preseason BIG EAST Coaches Poll, but overcame losses of personnel during the season to finish 10-8 and fourth overall. The Friars went on a run in the league tournament, posting three straight wins, including a thrilling 65-58 victory over No. 14 Creighton in title game. With the win, the Friars earned the league's automatic berth in the NCAA Tournament and made their first trip to the Tournament since 2004.

His 2014 squad was led by senior All-American Bryce Cotton (Tucson, Ariz.). Cotton had an amazing senior season in which he led the BIG EAST in assists (5.8) and finished second in scoring (21.8). He also led the nation in minutes played (39.9). He earned BIG EAST Tournament Most Outstanding Player honors and garnered his second consecutive First Team All-BIG EAST accolade. He finished his career ranked fifth overall in scoring at Providence with 1,975 points. His teammate, senior Kadeem Batts (Boston, Mass.) also was recognized for his stellar play as he was named All-BIG EAST Second Team.

It did not take long for Cooley to turn the Friar fortunes around. In his second season, he led the Friars to a 19-15 record overall and a 9-9 mark in league play. Included in the 9-9 BIG EAST record in 2012-13 was a 7-2 mark over the last nine games of the conference season. That impressive record marked the second best turnaround over the second half of the season in BIG EAST history. He then guided the Friars to the NIT where the squad posted a 2-0 record before losing in the quarterfinals to eventual NIT Champion Baylor.

Leading the way for the Friars in the 2012-13 season were Cotton and Batts. Cotton was named All-BIG EAST First Team after he led the league in scoring. His teammate, Batts was recognized as a co-winner of the league's Most Improved Award and earned All-BIG EAST Honorable Mention accolades.

In his first season at Providence, Cooley led the Friars to a 15-17 mark overall. The team posted an impressive 11-3 mark in non-conference action, which included an 8-0 record at home. In league action, the Friars defeated No. 14/15 Louisville, 90-59. The 31-point win marked the Friars' largest margin of victory ever over a ranked team.

Two of Cooley's players earned BIG EAST honors in his first season. Point guard Vincent Council was named All-BIG EAST Third Team and one of his first recruits, forward LaDontae Henton, earned BIG EAST All-Rookie Team accolades.

In addition to coaching the Pan Am Games team in 2019, Cooley has extensive experience with USA Basketball. In 2013, he served as a court coach during the USA U19 Training Camp for the World Championships. In 2014, Cooley served as an assistant coach for the USA U18 Team which captured a Gold Medal at the FIBA Americas Championship. He was an assistant coach for the USA U19 Team at the World Championships in Greece in 2015. Cooley helped the team win a Gold Medal, his second in as many years.

Prior to coming to Providence, Cooley guided Fairfield to a school-record 25 wins and a Metro Atlantic Athletic Conference regular season title in 2010-11. He was named the 2011 MAAC Coach of the Year. He also earned United States Basketball Writers Association (USBWA) District I Coach of the Year honors. His 2011 squad finished the season with a 25-8 mark (15-3 MAAC) and advanced to the second round of the NIT.

In five seasons at Fairfield, Cooley's teams posted a 92-69 mark, including a 58-32 record in MAAC action. Cooley became the first Fairfield head coach to guide the team to a .500 or better mark in MAAC action in each of his first five seasons. In 2009-10, he led the Stags to a 23-11 mark and the team's first post-season berth since 2003. For his efforts in 2010, Cooley was the first recipient of the Ben Jobe Award, presented annually to the top minority men's basketball coach in the nation. Prior to taking the Fairfield position, Cooley spent 10 seasons as an assistant coach for Al Skinner. He coached for one season at Rhode Island under Skinner (1996-97) and nine seasons as an assistant at Boston College (1997-06), where the Eagles posted a 175-108 mark and advanced to five NCAA Tournaments and one NIT. Cooley also helped lead the Eagles to the 2001 BIG EAST Tournament title and three BIG EAST regular season titles (2001, 2003 and 2005). In 2004-05, Boston College started the season with a school-record 20 consecutive wins. In 2005-06, the Eagles advanced to the Atlantic Coast Conference championship game against Duke. At BC, Cooley was instrumental in the recruitment of Troy Bell, a two-time BIG EAST Player of the Year. Bell also went on to play professional basketball after leaving Boston College, which included a stint in the NBA with the Memphis Grizzlies.

A 1994 graduate of Stonehill College, he was a three-time captain for the basketball team and was inducted into its Athletic Hall of Fame in 2019. Cooley began his coaching career at UMass-Dartmouth. He helped lead UMass-Dartmouth to a 25-4 mark and a No. 3 national ranking (1994-95). He returned to his alma mater, Stonehill, and served as an assistant coach for one season (1995-96) before joining Skinner's staff at URI. Cooley, a native of Providence, attended Central High School and earned two Rhode Island High School Player of the Year honors. He also did a post-graduate year (1988-89) at New Hampton Prep. before attending Stonehill. He and his wife, Nury, have one daughter, Olivia, and one son, Isaiah.



Tenth Year at PC	4-2/0-0
Ninth Year at PC:	19-12/12-6
Eighth Year at PC:	18-16/7-11
Seventh Year at PC:	21-14/10-8
Sixth Year at PC:	20-13/10-8
Fifth Year at PC:	24-11/10-8
Fourth Year at PC:	22-12/11-7
Third Year at PC:	23-12/10-8
Second Year at PC:	19-15/9-9
First Year at PC:	15-17/4-14
Overall at PC:	185-124
Overall at Fairfield:	92-69
15-Year CAREER:	277-193
BIG EAST TOURNAMENT:	8-6
BIG EAST LEAGUE GAMES:	83-79
NON-LEAGUE GAMES AT PC:	102-44
NCAA TOURNAMENT:	1-5 (2014, 2015, 2016, 2017, 2018)
NIT:	4-4 (2011, 2013, 2019)

2019-20 (19-12/12-6)...Had the largest mid-season improvement of any Division I team - a NET ranking improvement of 119 spots (156-37)...The 12 league wins was the most ever by a Friar squad...Team defeated every BIG EAST squad at least once - another first for the program... Team finished the season winning six consecutive games and eight of the last 10...Five of the those wins occurred in February over ranked teams, which marked just the fifth time in the history of college basketball that a team posted five wins over ranked squads in a calendar month during the regular season.

2018-19 (18-16/7-11)...Team posted an 18-16 mark and advanced to the NIT for its seventh consecutive post-season bid.

2017-18 (21-14/10-8)...Team posted a 21-14 mark and advanced to the NCAA Tourney for a school-record fifth consecutive season...The team extended its streak of 20 or more wins to five consecutive seasons... It marked the first time the Friars recorded five consecutive seasons with 20 or more wins since 1974-78...Team advanced to the BIG EAST Championship game for second time under Ed Cooley...Team earned three wins over top-5 ranked teams for the first time ever.

2016-17 (20-13/10-8)... Team posted a 20-13 mark and advanced to the NCAA Tourney...The Friars finished third in the BIG EAST, with a record of 10-8 despite being picked 9th in the Preseason... Ed Cooley was named NABC District 5 Coach of the Year.

2015-16 (24-11/10-8)... Team posted a 24-11 mark and advanced to the NCAA Tourney...The team won its first game in the NCAA tournament under Coach Cooley...Team reached BIG EAST Semifinals for the third straight season.

2014-15 (22-12/11-7)...Team posted a 22-12 mark and advanced to the NCAA Tourney in consecutive seasons for the first time since the 1988-89 and 1989-90 seasons...The team also posted its second consecutive season with 20 or more wins for the first time since 1992-93 and 1993-94 seasons...Friars finished with an 11-7 record which marked just the third time ever and first time since 2004 the team recorded 11 league wins.

2013-14 (23-12/10-8)... Team posted a 23-12 mark and earned most wins since 1997...Captured its second BIG EAST Tournament title and first since 1994...Advanced to the NCAA Tourney for 16th time overall and first since 2004 before losing to No. 6 seed North Carolina, 79-77...Posted a 10-8 mark in BIG EAST play - the most wins in BIG EAST since 2009.

2012-13 (19-15/9-9)... Team recorded a 19-15 record overall and a 9-9 mark in BIG EAST play...Team posted a 7-2 mark in the last nine league games, which was the second best turnaround over the second half of the season in conference history...The team posted a 2-1 mark in the NIT and advanced to the quarterfinals before being eliminated by eventual NIT Champion Baylor... Team earned its first post season win since 2003.

2011-12 (15-17/4-14)...Team recorded an 11-3 record in non-conference action, including an 8-0 mark at home...Squad defeated No. 14/15 Louisville, 90-59, which marked the team's largest margin of victory ever over a ranked squad.

2010-11 (25-8/15-3)...Team posted a school-record 25 wins overall and a record 15 victories in conference action...Captured the MAAC regular season title...Advanced to the NIT and posted a 1-1 mark...Named MAAC Coach of the Year...Earned USBWA District 1 Coach of the Year.

2009-10 (23-11/13-5)...Team's 23 wins were second highest in program's history...Team's 13 MAAC wins tied for tops all-time at Fairfield...Led the Stags to their first post-season win in more than 30 years...Team set an NCAA Div. 1 post-season record when it overcame a 27-point second half deficit to defeat George Mason in OT...Earned the Ben Jobe Award as the top minority men's basketball coach in the nation.

2008-09 (17-15/9-9)...Led the Stags to their first winning record since 2004.

2007-08 (14-16/11-7)...Led the Stags to an 11-7 mark in MAAC action...Team posted a seven-game win streak, the longest in 20 years (1986-87).

2006-07 (13-19/10-8)...Led the Stags to a 10-8 mark in MAAC action and a fifth-place finish in his first season as a head coach.

The Cooley Facts File

Full Name

Ed Cooley

Date of Birth

September 10, 1969

Place of Birth

Providence, R.I.

Family

Wife, Nurys; Daughter, Olivia;
Son, Isaiah

High School

Central High School (R.I.) '88
New Hampton Prep. (N.H.) '89

College

Stonehill '94, Major - History

Coaching Experience

2011 - Head Coach, Providence College **Record 185-124**

NIT (2013, 2019), NCAA (2014, 2015, 2016, 2017, 2018)

2019 Head Coach, USA Basketball, Bronze Medal

Pan Am Games Team

2017 Selection Committee, USA Basketball U19 Team

2015 Assistant Coach, USA Basketball U19 Team

Gold Medal, World Championship

2014 Assistant Coach, USA Basketball U18 Team

Gold Medal, FIBA America Championship

2013 Assistant Coach, USA Basketball U19 Team

Court Coach, FIBA World Championships

2006-11 Head Coach, Fairfield University 92-69

NIT, CIT

1997-06 Assistant Coach, Boston College 175-108

NCAA five times

1996-97 Assistant Coach, Rhode Island 20-10

NCAA

1995-96 Assistant Coach, Stonehill College 16-10

1994-95 Assistant Coach, UMass-Dartmouth 25-4

Coaching Honors

2017 - NABC District 5 Coach of the Year

2014 - Rhode Island Coach of the Year

2011 - Metro Atlantic Athletic Conf. Coach of the Year

2011 - U.S. Basketball Writers District 1 Coach of the Year

2010 - Ben Jobe Award, National Coach of the Year

COOLEY VS. OPPONENTS (277-193)

Team	W	L
Alabama	0	1
Albany	2	0
American (AH)	3	1
Army	2	0
Arizona	1	0
Arkansas	0	1
Austin Peay	1	0
Baylor	0	1
Belmont	1	0
Binghamton	1	0
Boston College	5	4
Brown	5	2
Bryant	3	0
Butler	12	4
Canisius	10	1
Can. Arkansas	1	0
Central Connecticut	2	0
Charleston	0	1
Charlotte	1	0
Chattanooga	1	0
Cincinnati	1	3
Colgate	1	0
Colorado State	1	0
Connecticut	1	4
Creighton	10	8
Davidson	1	0
Dayton	0	1
DePaul	1	5
Drexel	2	0
Evansville	1	0
Fairfield	3	0
Fairleigh Dickinson	3	0
Florida	0	1
Florida A&M	1	0
Florida State	1	0
Fordham	2	1
George Mason	1	0
Georgetown	11	8
Grambling	1	0
Hartford	1	0
Harvard	1	0
Hofstra	0	2
Holy Cross	6	2
Houston	0	1
Houston Baptist	1	0
Howard	2	0
Illinois	2	0
Indiana	0	1
Iona	0	4
Iowa State	0	0
Kent State	0	1
Kentucky	0	2
La Salle	1	0
Long Beach State	0	1
Loyola	8	4
Loyola-Chicago	0	0
Louisville	1	1
Maine	0	0
Marquette	8	2
Marist	8	4
Marquette	3	4
Massachusetts	0	2
Maryland	1	1
Memphis	1	0
Merrimack	1	0
Miami	0	1
Michigan	0	1
Michigan State	0	1
Minnesota	0	1
Mississippi	0	1
Mississippi State	1	0
Missouri	0	1
Navy	1	0
New Hampshire	2	0
Niagara	6	5
Norfolk State	1	0
Northern Iowa	0	1
North Carolina	0	2
Northwestern	0	1
Notre Dame	2	1
NJIT	3	1
Ohio State	1	0
Penn	0	1
Penn State	0	2
Pepperdine	1	0
Pittsburgh	0	2
Providence	7	3
Rhode Island	5	7
Rider	1	0
Robert Morris	2	1
Rutgers	6	0
Sacred Heart	0	3
Saint Joseph's	1	0
Saint Louis	1	0
Saint Peter's	11	1
Savannah State University	1	0
Seton Hall	9	10
Siena	5	8
Southern	1	0
Southern California	1	1
St. Francis N.Y.	3	1
St. John's	12	6
Stony Brook	3	0
Syracuse	0	4
Texas	2	0
Texas A&M	0	1
Texas Christian	1	0
UNC Asheville	1	0
USF	1	2
Vanderbilt	1	0
Vermont	3	1
Villanova	5	15
Virginia	0	1
Virginia Tech	0	1
Wagner	1	0
Wake Forest	1	0
Washington	0	1
West Virginia	0	1
Wichita State	0	1
William and Mary	1	1
Xavier	7	8
Yale	2	1
Total	277	193

ED COOLEY COACHING RECORD

YEAR	SCHOOL	RECORD	PCT	CONF. REC.	FINISH	TOUR.	POST SEASON
2006-07	Fairfield	13-19	.406	10-8 (.556)	5th-Tied	0-1	
2007-08	Fairfield	14-16	.467	11-7 (.611)	5th-Tied	0-1	
2008-09	Fairfield	17-15	.531	9-9 (.500)	4th-Tied	1-1	
2009-10	Fairfield	23-11	.676	13-5 (.722)	2nd	2-1	CIT 1-1
2010-11	Fairfield	25-8	.758	15-3 (.833)	1st	1-1	NIT 1-1
2011-12	Providence	15-17	.469	4-14 (.222)	15th	0-1	
2012-13	Providence	19-15	.559	9-9 (.500)	8th-Tied	0-1	NIT 2-1
2013-14	Providence	23-12	.657	10-8 (.556)	4th	3-0 - Champs.	NCAA 0-1
2014-15	Providence	22-12	.647	11-7 (.611)	4th	1-1	NCAA 0-1
2015-16	Providence	24-11	.686	10-8 (.556)	4th	1-1	NCAA 1-1
2016-17	Providence	20-13	.606	10-8 (.556)	3rd-Tied	0-1	NCAA 0-1
2017-18	Providence	21-14	.600	10-8 (.556)	3rd-Tied	2-1	NCAA 0-1
2018-19	Providence	18-16	.529	7-11 (.389)	8th	1-1	NIT 0-1
2019-20	Providence	19-12	.613	12-6 (.667)	4th	*--	*--
2020-21	Providence	4-2	.667	0-0 (.000)			
Career	15 years	277-193	.589	141-112 (.557)	One Title	12-12 One Title	5-9

*There was no BIG EAST or NCAA Tournament in 2019-20 due to the Covid-19 pandemic



NUMERICAL ROSTER

NO.	NAME	YEAR	POS	HGT	WGT	HOMETOWN/LAST SCHOOL
0	Nate Watson	Sr.	C	6-10	260	Portsmouth, Va./Bishop O'Connell HS '17
1	Greg Gantt	So.	F	6-8	220	Fayetteville, N.C./Trinity Christian School '19
2	Kris Monroe	Jr.	F	6-8	215	Raleigh, N.C./St. David's School '18
3	David Duke	Jr.	G	6-5	205	Providence, R.I./Cushing Academy '18
4	Jared Bynum	RS So.	G	5-10	180	Largo, Md./Georgetown Prep '18/Saint Joseph's
5	Jimmy Nichols	Jr.	F	6-8	220	Conway, S.C./Conway High School '18
10	Alyn Breed	Fr.	G	6-3	180	Powder Springs, Ga./McEachern High School '19
11	A.J. Reeves	Jr.	G	6-6	205	Roxbury, Mass./Brimmer and May School '18
12	Brycen Goodine	So.	G	6-4	185	New Bedford, Mass./St. Andrew's School '19/Syracuse
13	Jyare Davis	Fr.	F	6-7	215	Newark, Del./Sanford School '20
14	Noah Horchler	RS Sr.	F	6-8	220	Melbourne Beach, Fla./Melbourne High School '16/North Florida
21	Ed Croswell	Jr.	F	6-8	245	Philadelphia, Pa./St. Joseph's Prep '18/LaSalle
24	Andrew Fonts	Sr.	G	6-2	175	Portsmouth, R.I./Portsmouth Abbey School '17

Head Coach:

Assistant Coaches:

Ed Cooley (Stonehill '94)

Jeff Battle (Marshall '85)

Brian Blaney (Roanoke College '94)

Ivan Thomas (VCU '97)

Director of Basketball Operations:

Kevin Kurbec (Providence '02)

Associate Director of Player Development.:

Bob Walsh (Hamilton '94)

Special Assistant to the Head Coach/Video Coordinator:

Matt Garvey (Providence '16)

Strength Coach:

Kenneth White (Vermont '92)

Athletic Trainer:

Chris Hagemann (Ithaca '04)

Friars By Class: (Grad./Sr./Jr./So./Fr.)

Seniors (3): Andrew Fonts, Noah Horchler, Nate Watson

Juniors (5): Ed Croswell, David Duke, Kris Monroe, Jimmy Nichols, Jr., A.J. Reeves

Sophomores (3): Jared Bynum, Greg Gantt, Brycen Goodine

Freshmen (2): Alyn Breed, Jyare Davis



Noah Horchler #14

RS Senior

F

6-8

220

Melbourne Beach, Fla./ Melborne High School '16/North Florida

2020-21: Scored 11 points and grabbed nine rebounds in his Friar debut versus Fairfield (11/25/20)...Scored seven points and grabbed nine rebounds versus Indiana (11/30/20)...Grabbed eight rebounds at TCU (12/9/20)...

2019-20: Sat out the season due to NCAA Transfer Rules.

2018-19: Played in 28 games, scored 19 points and grabbed 12 rebounds at Dayton (11/7/18)...Recorded 10 points and 10 rebounds at Penn State (11/9/18)...Poured in 16 points, grabbed nine rebounds, and had three blocks against Wright State (11/17/18)...Scored 13 points and recorded 16 rebounds against Southern Mississippi (11/20/18)...Scored 16 points and secured 10 rebounds at Florida (11/27/18)...Poured in 23 points on 10-15 shooting versus Florida A&M (11/29/18)...Scored 16 points and recorded 10 rebounds at FIU (12/13/18)...Poured in 22 points, secured 10 rebounds, and had three blocks at Charleston Southern (12/15/18)...Scored 16 points and registered 15 rebounds against Florida National (1/2/19)...Scored 23 points, grabbed seven rebounds, and had four assists versus North Alabama (1/5/19)...Scored 12 points and recorded 10 rebounds at Lipscomb (1/9/19)...Poured in 17 points, had 10 rebounds and four blocks against FGCU (1/12/19)...Scored 16 points on 7-10 shooting, and grabbed nine rebounds at Liberty (1/19/19)... Scored 13 points and recorded 12 rebounds against NJIT (1/21/19)...Registered a double-double with 23 points and 10 rebounds against Jacksonville (1/24/19)...Scored 22 points and grabbed six rebounds at FGCU (1/27/19)...Recorded a season-high 32 points, while grabbing three bounds and dishing out three assists at North Alabama University (2/9/19)...Scored 16 points and secured 13 rebounds versus Kennesaw State (2/13/19)...Registered 22 points, seven rebounds, and four steals at NJIT (2/16/19)... Scored 11 points and grabbed 12 rebounds

in the season finale at Jacksonville (2/20/19).

2017-18: Played in 33 games, scored four points and grabbed nine rebounds versus Michigan (11/11/17)...Played 31 minutes while grabbing six rebounds, dishing out six assists and scoring 10 points against VCU (11/13/17)...Recorded his first double-double of the season grabbing 14 rebounds and scoring 12 points while picking up two assists versus Trinity Baptist (12/02/17)...Grabbed nine rebounds, while scoring 17 points against Florida A&M (12/11/17)... Scored 19 points to go along with 13 rebounds versus Ball State (12/19/17)...Recorded four blocks, 15 rebounds and 14 points resulting in his fifth double-double of the season against Lipscomb (1/11/18)...Scored 15 points while grabbing 13 rebounds against Kennesaw State (1/13/18)...Scored a season-high 31 points and grabbed 12 rebounds along with four assists and two blocks against USC Upstate (1/20/18)...Scored 16 points, grabbed 10 rebounds against FGCU (1/29/18)...Played 31 minutes and was able to contribute 17 points to go along with nine rebounds against Jacksonville (2/22/18).

2016-17: Played in 26 games, scored 10 points on 4-6 shooting from the field versus Polk State College (11/1/16)...Poured in 11 points in 14 minutes against TAAG Academy (12/7/16)...Recorded 11 points shooting 5-7 from the field versus Atlanta Metropolitan College...Registered 11 points and grabbed 11 rebounds in a victory over ASA College (1/24/17)... Scored nine points and grabbed six rebounds against Broward (1/28/17)...Scored 12 points and had three blocks at Miami Dade College (2/4/17)...Scored 10 points and grabbed seven rebounds while registering five blocks against College of Central Florida (3/9/17)...Registered 11 points and secured seven rebound in a victory against Monroe College (3/22/17).

HIGH SCHOOL: Played at Melbourne High School... Averaged 16 points and 10 rebounds his senior season...Set single-season block record with 117 blocks... Named Brevard County Player of the Year in 2016...Was First Team All-Conference and Space Coast Boys Basketball Player of the Year in 2016... Selected to Third Team All-State.

PROFILE

Name: Noah Horchler

Birthdate: January 1, 1998

Major: Management

Family: Son of Max and Emma Horchler, has one brother, Jackson

Favorite Athletes: LeBron James

Favorite Teams: Orlando Magic

Favorite Food: Steak

Biggest Thrill in Sports: JUCO National Championship Game

HORCHLER, Noah

				Field Goals		3-Point		F-Throws		Rebounds									Scoring	
SEASON	TEAM	GP-GS	MIN/AVG	FG-FGA	FG%	3FG-FGA	3FG%	FT-FTA	FT%	OFF	DEF	TOT	AVG	PF-FO	AST	TO	BLK	STL	PTS	AVG
2017-18	UNF	33-31	867/26.3	155-282	.550	23-66	.348	52-86	.605	79	206	285	8.6	78-3	44	47	54	18	385	11.7
2018-19	UNF	28-28	873/31.2	192-357	.538	21-71	.296	43-84	.512	69	192	261	9.3	74-0	36	59	48	26	448	16.0
2020-21	PROV	6-1	107/17.8	10-31	.323	1-5	.200	4-7	.571	13	24	37	6.2	11-0	2	3	1	0	25	4.2
TOTAL FOR PROV		6-1	107/17.8	10-31	.323	1-5	.200	4-7	.571	13	24	37	6.2	11-0	2	3	1	0	25	4.2
TOTAL		67-60	1847/27.6	357-670	.533	45-142	.317	99-177	.559	161	422	583	8.7	163-3	82	109	103	44	858	12.8

Single Game Highs

Statistic	Value	
Points	32	at North Ala. 02/09/19
Rebounds	16	vs Southern Miss. 11/20/18, at Stetson 01/27/18
Assists	6	at VCU 11/13/17
Steals	4	at NJIT 02/16/19
Blocks	4	7 times
FG Made	15	at North Ala. 02/09/19
FG Attempts	23	at North Ala. 02/09/19, at FGCU 01/27/19
3FG Made	3	at FGCU 01/27/19, at Florida A&M 12/11/17
3FG Attempts	7	at North Ala. 02/09/19
FT Made	9	vs Charleston So. 12/15/18, at USC Upstate 01/20/18
FT Attempts	13	vs Charleston So. 12/15/18

2020-21 Providence Basketball



Horchler Game By Game

2017-18...

2018-19..

#00 HORCHLER, Noah

Opponent	Date	GS	MIN	Total		3-Pointers		Free throws		Rebounds				PF	A	T/O	BLK	STL	PTS	AVG	
				FG-FGA	PCT	3FG-3FGA	PCT	FT-FTA	PCT	OFF	DEF	TOT									
at Michigan St.	11/10/2017	*	15:00	1-3	.333	0-1	.000	0-0	.000	1	0	1	0	1	1	1	0	2	2.0		
at Michigan	11/11/2017	*	28:00	3-10	.300	0-0	.000	1-2	.500	2	7	9	5	0	2	1	1	7	4.5		
at VCU	11/13/2017	*	31:00	4-10	.400	0-3	.000	2-2	1.000	1	6	7	5	7	1	6	0	3	10	6.3	
at Florida	11/16/2017	*	19:00	4-5	.800	0-0	.000	2-4	.500	0	4	4	5	3	1	2	2	0	10	7.3	
vs Mount St. Mary's	11/18/2017	*	11:00	2-6	.333	0-0	.000	1-4	.250	2	0	2	4	6	3	0	0	0	5	6.8	
at Wofford	11/19/2017	*	24:00	4-8	.500	2-4	.500	2-2	1.000	4	3	7	5	0	3	2	1	1	12	7.7	
Edward Waters	11/21/2017	*	21:00	3-7	.429	0-2	.000	4-6	.667	2	1	3	4	7	3	0	0	2	0	10	8.0
at Miami (FL)	11/25/2017	*	19:00	2-6	.333	0-3	.000	0-0	.000	1	1	2	4	4	1	0	1	0	4	7.5	
Eastern Mich.	11/29/2017	*	29:00	7-13	.538	0-1	.000	0-2	.000	5	4	9	4	9	2	4	0	0	14	8.2	
Trinity Baptist	12/02/2017	*	24:00	6-9	.667	0-1	.000	0-0	.000	6	8	14	5	8	0	2	2	1	1	12	8.6
at Florida A&M	12/11/2017	*	31:00	7-9	.778	3-3	1.000	0-2	.000	5	4	9	6	1	2	1	3	1	0	17	9.4
FIU	12/13/2017	*	33:00	4-9	.444	1-2	.500	1-3	.333	3	11	14	6	8	1	2	1	1	10	9.4	
at Missouri	12/16/2017	*	29:00	4-7	.571	1-3	.333	1-2	.500	3	9	12	7	2	2	0	0	2	0	10	9.5
at Ball St.	12/19/2017	*	30:00	9-16	.563	1-2	.500	0-1	.000	4	9	13	7	6	5	0	1	1	0	19	10.1
at LSU	12/22/2017	*	24:00	1-2	.500	1-2	.500	0-0	.000	1	6	7	7	5	1	1	3	2	0	3	9.7
at Mississippi St.	12/30/2017	*	26:00	2-8	.250	0-3	.000	0-0	.000	2	1	3	7	3	3	1	1	1	0	4	9.3
Fla. National	01/02/2018		08:00	0-2	.000	0-1	.000	4-6	.667	1	2	3	7	0	0	1	0	2	2	4	9.0
Jacksonville	01/06/2018	*	19:00	4-6	.667	0-0	.000	0-0	.000	1	9	10	7	2	5	1	1	1	0	8	8.9
Lipscomb	01/11/2018	*	31:00	5-10	.500	1-3	.333	3-5	.600	3	12	15	7	6	2	1	0	4	1	14	9.2
Kennesaw St.	01/13/2018	*	24:00	4-5	.800	0-1	.000	7-8	.875	3	10	13	7	9	4	0	2	3	1	15	9.5
at NJIT	01/18/2018	*	27:00	6-10	.600	0-2	.000	0-0	.000	3	5	8	7	9	1	1	2	2	1	12	9.6
at USC Upstate	01/20/2018	*	32:00	10-16	.625	2-2	1.000	9-10	.900	5	7	12	8	0	3	4	0	2	0	31	10.6
FGCU	01/24/2018	*	32:00	4-11	.364	1-4	.250	1-2	.500	4	7	11	8	2	3	0	1	4	3	10	10.6
at Stetson	01/27/2018	*	29:00	3-5	.600	0-0	.000	3-5	.600	3	13	16	8	5	3	1	3	2	1	9	10.5
at FGCU	01/29/2018	*	29:00	7-13	.538	0-4	.000	2-2	1.000	2	8	10	8	6	1	2	2	0	0	16	10.7
Stetson	02/03/2018	*	36:00	9-10	.900	1-1	1.000	0-0	.000	2	8	10	8	6	2	3	3	2	0	19	11.0
at Kennesaw St.	02/08/2018	*	28:00	10-14	.714	1-3	.333	1-2	.500	3	6	9	8	6	3	1	2	2	0	22	11.4
at Lipscomb	02/10/2018	*	26:00	4-7	.571	2-3	.667	1-1	1.000	1	9	10	8	7	4	1	1	4	0	11	11.4
USC Upstate	02/15/2018	*	30:00	7-12	.583	2-3	.667	0-0	.000	0	11	11	8	8	1	1	1	2	1	16	11.6
NJIT	02/17/2018	*	25:00	5-9	.556	1-2	.500	0-1	.000	3	4	7	8	7	3	2	2	1	0	11	11.6
at Jacksonville	02/22/2018	*	31:00	6-10	.600	2-4	.500	3-5	.600	2	7	9	8	7	2	1	2	0	0	17	11.7
at NJIT	02/26/2018	*	34:00	4-6	.667	1-2	.500	3-7	.429	0	9	9	8	7	2	0	2	4	2	12	11.8
at FGCU	03/01/2018	*	32:00	4-8	.500	0-1	.000	1-2	.500	1	5	6	8	6	1	0	7	0	1	9	11.7
Totals			31	867:00	155-282	.550	23-66	34-58	52-86	.605	79	206	285	86	78	44	47	54	18	385	11.7

#0 HORCHLER, Noah

Opponent	Date	GS	MIN	Total		3-Pointers		Free throws		Rebounds					T/O	BLK	STL	PTS	AVG		
				FG-FGA	PCT	3FG-3FGA	PCT	FT-FTA	PCT	OFF	DEF	TOT	AVG	PF						A	
at Dayton	11/07/2018	*	31:32	7-11	.636	2-4	.500	3-4	.750	2	10	12	12	0	2	0	1	1	0	19	19.0
at Penn St.	11/09/2018	*	25:00	5-9	.556	0-2	.000	0-3	.000	0	10	10	11	0	3	0	3	2	0	10	14.5
at Wright St.	11/17/2018	*	32:00	7-11	.636	2-2	1.000	0-0	.000	1	8	9	10	3	4	1	3	3	2	16	15.0
vs Southern Miss.	11/20/2018	*	34:00	6-14	.429	1-5	.200	0-0	.000	4	12	16	11	8	2	2	3	4	0	13	14.5
vs Jacksonville St.	11/21/2018	*	32:00	6-9	.667	1-3	.333	1-2	.500	4	5	9	11	2	3	4	2	1	1	14	14.4
at Florida	11/27/2018	*	35:00	8-10	.800	0-1	.000	0-0	.000	3	7	10	11	0	1	1	0	0	0	16	14.7
Florida A&M	11/29/2018	*	31:08	10-15	.667	0-1	.000	3-4	.750	3	5	8	10	6	2	1	0	1	2	23	15.9
at Charleston So.	12/01/2018	*	35:00	8-10	.800	1-1	1.000	0-5	.000	0	9	9	10	4	3	0	5	4	0	17	16.0
at Minnesota	12/11/2018	*	28:03	4-13	.308	0-3	.000	1-2	.500	3	7	10	10	3	5	0	2	1	1	9	15.2
at FIU	12/13/2018	*	25:00	8-13	.615	0-4	.000	0-1	.000	3	7	10	10	3	4	1	1	2	1	16	15.3
Charleston So.	12/15/2018	*	31:34	6-12	.500	1-5	.200	9-13	.692	1	9	10	10	3	1	2	5	3	1	22	15.9
at Florida St.	12/19/2018	*	31:00	6-9	.667	0-1	.000	1-2	.500	2	4	6	9	9	2	0	3	0	1	13	15.7
at Auburn	12/29/2018	*	23:00	4-5	.800	0-0	.000	2-2	1.000	1	6	7	9	7	3	2	5	2	1	10	15.2
Fla. National	01/02/2019	*	25:41	6-17	.353	0-2	.000	4-8	.500	6	9	15	10	1	1	2	2	1	0	16	15.3
North Ala.	01/05/2019	*	33:24	11-15	.733	1-1	1.000	0-1	.000	3	4	7	9	9	2	4	1	3	1	23	15.8
at Lipscomb	01/09/2019	*	36:00	6-10	.600	0-3	.000	0-1	.000	3	7	10	9	9	4	1	3	2	0	12	15.6
at Florida St.	01/12/2019	*	33:12	6-14	.429	1-2	.500	4-6	.667	5	5	10	9	9	2	3	2	4	1	17	15.6
at Stetson	01/16/2019	*	25:00	4-9	.444	0-2	.000	3-3	1.000	1	5	6	9	7	4	0	2	0	1	11	15.4
at Liberty	01/19/2019	*	33:59	7-10	.700	1-1	1.000	1-3	.333	4	5	9	9	6	4	0	3	1	0	16	15.4
NJIT	01/21/2019	*	33:49	5-14	.357	1-3	.333	2-3	.667	4	8	12	9	8	3	0	1	0	2	13	15.3
Jacksonville	01/24/2019	*	32:48	10-14	.714	2-3	.667	1-2	.500	2	8	10	9	8	4	2	2	2	1	23	15.7
at FGCU	01/27/2019	*	31:00	9-23	.391	3-6	.500	1-2	.500	3	3	6	9	6	3	2	1	0	2	22	16.0
at Kennesaw St.	01/30/2019	*	22:00	3-12	.250	0-2	.000	3-3	1.000	1	6	7	9	5	3	1	2	1	1	9	15.7
Lipscomb	02/06/2019	*	28:06	3-8	.375	0-2	.000	1-2	.500	0	8	8	9	4	1	2	0	2	0	7	15.3
at North Ala.	02/09/2019	*	36:00	15-23	.652	2-7	.286	0-2	.000	1	2	3	9	2	1	3	2	3	1	32	16.0
Kennesaw St.	02/13/2019	*	32:21	8-14	.571	0-0	.000	0-2	.000	5	8	13	9	3	0	1	2	3	0	16	16.0
at NJIT	02/16/2019	*	36:00	9-18	.500	2-2	1.000	2-5	.400	2	5	7	9	2	4	0	3	1	4	22	16.2
at Jacksonville	02/20/2019	*	39:45	5-15	.333	0-3	.000	1-3	.333	2	10	12	9	3	3	1	0	1	2	11	16.0
Totals			28	873:21	192-357	.538	21-71	.296	43-84	.512	69	192	261	9.3	74	36	59	48	26	448	16.0

2020-21..

#14 HORCHLER, Noah

Opponent	Date	GS	MIN	Total		3-Pointers		Free throws		Rebounds			PF	A	T/O	BLK	STL	PTS	AVG
				FG-FGA	PCT	3FG-3FGA	PCT	FT-FTA	PCT	OFF	DEF	TOT							
Fairfield	11/25/2020		24:06	5-11	.455	0-0	.000	1-2	.500	3	6	9	9	0	0	0	1	0	11.0
vs Indiana	11/30/2020		21:39	2-4	.500	1-1	1.000	2-2	1.000	1	8	9	9	0	4	0	0	7	9.0
vs Davidson	12/01/2020		26:17	2-7	.286	0-4	.000	0-0	.000	3	5	8	7	2	1	1	0	0	4.7
vs Alabama	12/02/2020		06:29	0-0	.000	0-0	.000	0-1	.000	0	1	1	6	8	1	0	0	0	5.5
Fairleigh Dickinson	12/05/2020		14:50	1-5	.200	0-0	.000	0-0	.000	1	2	5	3	1	0	0	0	4	4.5
at TCU	12/09/2020	*	13:42	0-4	.000	0-0	.000	1-2	.500	5	3	8	6	2	1	2	0	0	1.7
Totals			1 107:03	10-31	.323	1-5	.200	4-7	.571	13	24	37	6.2	11	2	3	1	0	25.4



Andrew Fonts #24

Senior G 6-2 175 Portsmouth, R.I./Portsmouth Abbey School '17

2019-20: Scored five points versus Sacred Heart (11/5/19)...Scored three points versus NJIT (11/9/19)...Grabbed two rebounds versus DePaul (3/7/20)... **Earned the Team's Thomas Ramos Academic Award (4/18/20).**

2018-19: Scored two points versus Albany (12/18/18)...Scored two points versus Butler in the BIG EAST First Round (3/13/19)... **Earned the Team's Thomas Ramos Academic Award (4/20/19)**...Earned BIG EAST All-Academic Team honors (8/13/19).

2017-18: Scored two points versus Saint Louis (11/17/17).

HIGH SCHOOL: Attended Portsmouth Abbey School in Portsmouth, RI... Played varsity basketball for Coach Clarence Chenoweth at Portsmouth Abbey School... Averaged 27 points, 6.0 rebounds, and 5.0 assists his senior year... Scored a career-high 46 points versus St. Georges School (2017)... Played AAU basketball for the Middlesex Magic... Named to the All-New England Class B team, All-USA Rhode Island Team, and Providence Journal All-State Winter Independent Stars in 2017.

PROFILE

Name: Andrew L. Fonts

Birthdate: July 10, 1999

Major: Finance and English

Family: Son of Meghan and Raul Fonts. Has two brothers, Matthew and Luke.

Favorite Team: New York Knicks, New York Mets, New York Jets

Favorite Athlete: Roger Federer

Favorite Movie: Like Mike

Favorite Food: Steak

Favorite Book: Of Mice and Men

Biggest Thrill in Sports: Scoring 1,000 points in high school

FONTS, Andrew

				Field Goals		3-Point		F-Throws		Rebounds										Scoring	
SEASON	TEAM	GP-GS	MIN/AVG	FG-FGA	FG%	3FG-FGA	3FG%	FT-FTA	FT%	OFF	DEF	TOT	AVG	PF-FO	AST	TO	BLK	STL	PTS	AVG	
2017-18	PROV	8-0	9/1.1	1-3	.333	0-1	.000	0-0	.000	0	0	0	0.0	1-0	0	0	0	1	2	0.3	
2018-19	PROV	7-0	10/1.5	2-4	.500	0-1	.000	0-0	.000	0	0	0	0.0	1-0	0	1	0	1	4	0.6	
2019-20	PROV	12-0	18/1.5	2-8	.250	2-7	.286	3-4	.750	0	2	2	0.2	4-0	2	1	0	1	9	0.8	
TOTAL		27-0	37/1.4	5-15	.333	2-9	.222	3-4	.750	0	2	2	0.1	6-0	2	2	0	3	15	0.6	

Single Game Highs

Statistic	Value	
Points	5	vs Sacred Heart 11/05/19
Rebounds	2	vs DePaul 03/07/20
Assists	1	vs Sacred Heart 11/05/19, vs Merrimack 11/19/19
Steals	1	vs St. John's (NY) 02/20/19, vs Houston Baptist 11/10/17, vs DePaul 03/07/20
FG Made	1	5 times
FG Attempts	3	vs DePaul 03/07/20, vs Sacred Heart 11/05/19
3FG Made	1	vs Sacred Heart 11/05/19, vs NJIT 11/09/19
3FG Attempts	3	vs Sacred Heart 11/05/19
FT Made	2	vs Sacred Heart 11/05/19
FT Attempts	2	vs Sacred Heart 11/05/19, vs Merrimack 11/19/19



2017-18...

#10 FONT'S, Andrew

Opponent	Date	GS	MIN	Total FG-FGA	PCT	3-Pointers 3FG-3FGA	PCT	Free throws FT-FTA	PCT	Rebounds OFF DEF TOT AVG	PF	A	T/O	BLK	STL	PTS	AVG
Houston Baptist	11/10/2017	01:00	01:00	0-2	.000	0-1	.000	0-0	.000	0 0 0 0.0	0	0	0	0	1	0	0.0
vs Saint Louis	11/17/2017	02:00	02:00	1-1	1.000	0-0	.000	0-0	.000	0 0 0 0.0	0	0	0	0	0	2	1.0
Boston College	11/25/2017	01:00	01:00	0-0	.000	0-0	.000	0-0	.000	0 0 0 0.0	0	0	0	0	0	0	0.7
at St. John's (NY)	12/28/2017	01:00	01:00	0-0	.000	0-0	.000	0-0	.000	0 0 0 0.0	0	0	0	0	0	0	0.5
at Creighton	12/31/2017	01:00	01:00	0-0	.000	0-0	.000	0-0	.000	0 0 0 0.0	0	0	0	0	0	0	0.4
at Seton Hall	01/31/2018	02:00	02:00	0-0	.000	0-0	.000	0-0	.000	0 0 0 0.0	0	0	0	0	0	0	0.3
at Butler	02/17/2018	01:00	01:00	0-0	.000	0-0	.000	0-0	.000	0 0 0 0.0	1	0	0	0	0	0	0.3
St. John's (NY)	03/03/2018	00:00	00:00	0-0	.000	0-0	.000	0-0	.000	0 0 0 0.0	0	0	0	0	0	0	0.3
Totals		0	09:00	1-3	.333	0-1	.000	0-0	.000	0 0 0 0.0	1	0	0	0	1	2	0.3

2018-19..

#24 FONT'S, Andrew

Opponent	Date	GS	MIN	Total FG-FGA	PCT	3-Pointers 3FG-3FGA	PCT	Free throws FT-FTA	PCT	Rebounds OFF DEF TOT AVG	PF	A	T/O	BLK	STL	PTS	AVG
vs Michigan	11/18/2018	02:00	02:00	0-0	.000	0-0	.000	0-0	.000	0 0 0 0.0	0	0	0	0	0	0	0.0
Central Conn. St.	12/16/2018	01:00	01:00	0-0	.000	0-0	.000	0-0	.000	0 0 0 0.0	0	0	0	0	0	0	0.0
Albany (NY)	12/18/2018	03:00	03:00	1-2	.500	0-0	.000	0-0	.000	0 0 0 0.0	0	0	0	0	0	2	0.7
at DePaul	02/02/2019	00:16	00:16	0-0	.000	0-0	.000	0-0	.000	0 0 0 0.0	0	0	0	0	0	0	0.5
St. John's (NY)	02/20/2019	02:00	02:00	0-0	.000	0-0	.000	0-0	.000	0 0 0 0.0	1	0	1	0	1	0	0.4
Butler	03/09/2019	01:00	01:00	0-1	.000	0-1	.000	0-0	.000	0 0 0 0.0	0	0	0	0	0	0	0.3
vs Butler	03/13/2019	00:54	00:54	1-1	1.000	0-0	.000	0-0	.000	0 0 0 0.0	0	0	0	0	0	2	0.6
Totals		0	10:10	2-4	.500	0-1	.000	0-0	.000	0 0 0 0.0	1	0	1	0	1	4	0.6

2019-20..

#24 FONT'S, Andrew

Opponent	Date	GS	MIN	Total FG-FGA	PCT	3-Pointers 3FG-3FGA	PCT	Free throws FT-FTA	PCT	Rebounds OFF DEF TOT AVG	PF	A	T/O	BLK	STL	PTS	AVG
Sacred Heart	11/05/2019	04:00	04:00	1-3	.333	1-3	.333	2-2	1.000	0 0 0 0.0	1	1	0	0	0	5	5.0
NJIT	11/09/2019	01:00	01:00	1-1	1.000	1-1	1.000	0-0	.000	0 0 0 0.0	0	0	0	0	0	3	4.0
Saint Peter's	11/16/2019	01:00	01:00	0-0	.000	0-0	.000	0-0	.000	0 0 0 0.0	0	0	0	0	0	0	2.7
Merrimack	11/19/2019	03:00	03:00	0-1	.000	0-1	.000	1-2	.500	0 0 0 0.0	1	1	0	0	0	1	2.3
at Rhode Island	12/06/2019	01:10	01:10	0-0	.000	0-0	.000	0-0	.000	0 0 0 0.0	1	0	0	0	0	0	1.8
vs Florida	12/17/2019	02:37	02:37	0-0	.000	0-0	.000	0-0	.000	0 0 0 0.0	1	0	0	0	0	0	1.5
Butler	01/10/2020	00:31	00:31	0-0	.000	0-0	.000	0-0	.000	0 0 0 0.0	0	0	0	0	0	0	1.3
Villanova	01/25/2020	00:20	00:20	0-0	.000	0-0	.000	0-0	.000	0 0 0 0.0	1	0	0	0	0	0	1.1
at Butler	02/01/2020	00:02	00:02	0-0	.000	0-0	.000	0-0	.000	0 0 0 0.0	0	0	0	0	0	0	1.0
Creighton	02/05/2020	00:31	00:31	0-0	.000	0-0	.000	0-0	.000	0 0 0 0.0	0	0	0	0	0	0	0.9
Xavier	03/04/2020	00:00	00:00	0-0	.000	0-0	.000	0-0	.000	0 0 0 0.0	0	0	0	0	0	0	0.8
DePaul	03/07/2020	03:57	03:57	0-3	.000	0-2	.000	0-0	.000	0 2 2 0.2	0	0	0	0	1	0	0.8
Totals		0	18:09	2-8	.250	2-7	.286	3-4	.750	0 2 2 0.2	4	2	1	0	1	9	0.8

**Nate Watson #0****Senior****C****6-10****260****Portsmouth, Va./Bishop O'Connell HS '17**

2020-21: **Named Second Team Preseason All-BIG EAST (10/28/20)**... Registered a double-double with 23 points and 10 rebounds versus Fairfield (11/25/20)...Scored 12 points and grabbed five rebounds versus Indiana (11/30/20)...Scored 22 points on 10-16 shooting versus Davidson (12/1/20)...Scored 17 points versus Alabama (12/2/20)...Scored 20 points and was 8-8 from the free-throw line versus Fairleigh Dickinson (12/5/20)...Scored 18 points at TCU (12/9/20)...

2019-20: Was a member of the USA team which won a bronze medal in Lima, Peru during the Pan Am Games in August...Missed the first four games of the season with a knee injury (11/5/19)...Returned to action and scored 14 points as he shot 6-7 from the field versus Merrimack (11/19/19)...Registered 15 points versus Pepperdine (12/1/19)...Scored 10 points and grabbed six rebounds at URI (12/6/19)...Scored 18 points and grabbed six rebounds versus Florida (12/17/19)...Scored 10 points and grabbed seven rebounds versus Texas (12/21/19)...Scored 13 points and grabbed five rebounds at Marquette (1/7/20)...Recorded eight points and seven rebounds versus St. John's (1/15/20)...Scored 18 points and grabbed nine rebounds versus No. 9/11 Villanova (1/25/20)...Scored nine points and was 4-7 from the field at No. 16 Butler (2/1/20)...Scored 11 points and had six rebounds versus No. 21/22 Creighton (2/5/20)...Scored a game-high 16 points and grabbed seven rebounds at Xavier (2/8/20)...Scored 18 points and grabbed eight rebounds versus DePaul (3/7/20)... **Earned the Team's John Zannini Coaches Award (4/21/20)**.

2018-19: Was 5-5 from the field, scored 10 points and grabbed six rebounds versus Siena (11/6/18)...Scored 15 points and grabbed seven rebounds as he shot 6-7 from the field versus Holy Cross (11/13/18)... Scored nine points and grabbed a career-high eight rebounds versus South Carolina (11/17/18)...Scored 10 points and grabbed four rebounds versus No. 18 Michigan (11/18/18)...Scored 13 points and was 5-6 from the free-throw line versus Iona (11/24/18)...Scored 10 points and grabbed seven rebounds versus Fairleigh Dickinson (11/27/18)...Scored 12 points, grabbed seven rebounds and made three blocks versus Rhode Island (12/1/18)...Scored 19 points and grabbed 10 rebounds, while shooting 5-7 from the free-throw line versus Iona (11/24/18)...Scored 14 points and grabbed five rebounds versus UMass (12/7/18)...Scored 14 points and grabbed five rebounds versus Central Connecticut (12/16/18)...Scored 21 points as he shot 9-11 from the field at Georgetown (1/12/19)...Scored 21 points and grabbed five rebounds at No. 15/13 Marquette (1/20/19)...Recorded 11 points, six rebounds and three blocks at Xavier (1/23/19)...Scored 14 points and grabbed five rebounds versus DePaul (1/27/19)...Scored 18 points and grabbed five rebounds at St. John's (2/9/19)...Scored 18 points and grabbed six rebounds at No. 13/13 Villanova (2/13/19)...Scored 16 points versus Xavier (2/16/19)...Scored 21 points and grabbed nine rebounds versus St. John's (2/20/19)...Scored 21 points and grabbed five rebounds at Butler (2/26/19)...Scored 15 points and registered five rebound versus No. 25/25 Villanova in the BIG EAST Tournament Quarterfinals (3/14/19)...Scored 15 points versus Arkansas in the First Round of the NIT (3/19/19)... **Earned the Team's Ryan Gomes Most Improved Player Award (4/20/19)**.

2017-18: Scored nine points and grabbed six rebounds versus Houston Baptist (11/10/17)...Scored 12 points and was 5-7 from the field...Scored five points versus Washington (11/16/17)...Scored seven points and grabbed three rebounds versus Saint Louis (11/17/17)...Scored nine points and grabbed five rebounds versus Boston College (11/25/17)...Scored nine points versus Rider (11/29/17)...Registered 10 points as he was 4-4 from the field at Rhode Island (12/2/17)...Scored 15 points and grabbed three rebounds versus Stony Brook (12/17/17)...Scored eight points versus Sacred Heart (12/22/17)...Scored nine points and grabbed three rebounds at St. John's (12/28/17)...Scored 20 points as he was 7-11 from the field and 6-7 from the free-throw line at No. 25/23 Creighton (12/31/17)...Scored nine points and was 4-6 from the field versus Marquette (1/3/18)...Scored six points and registered three blocks and two steals versus Seton Hall (1/31/18)...Scored six points at Marquette (2/3/18)...Scored five points versus Georgetown (2/6/18)...Scored 14 points versus DePaul (2/10/18)...Scored six points versus Seton Hall (2/21/18)...Scored 12 points, grabbed three rebounds, made three blocks and had two steals at Georgetown (2/24/18)...Scored nine points and grabbed three rebounds versus St. John's (3/3/18)...Scored 14 points and was 5-6 from the field versus No. 3/2 Xavier (3/9/18) in the BIG EAST Semifinals (3/9/18)...Scored five points vs. Texas A&M (3/16/18) in the First Round of the NCAA Tournament...**Earned the Team's Coca-Cola Most Promising Prospect (4/14/18)**.

HIGH SCHOOL: Attended Bishop O'Connell High School in Washington, D.C. ...Played varsity basketball for Coach Joe Wooten ...Averaged 19 points and 10 rebounds per game in 2017 in the Catholic League... Averaged 17.0 points and 9.2 rebounds per game in 2016...Played for the DC Premier AAU Team coached by Fred Howse...Ranked No. 66 overall and No.13 center by Scout.com, No. 84 overall by Rivals.com, and No. 3 in the state by ESPN... Named to the All-Met First Team (2016, 2017) and a 2017 nominee for McDonald's All-America Team.

PROFILE

Name: Nate D. Watson

Birthdate: October 19, 1998

Major: Social Science

Family: Son of Christie Brown and Nate Watson. Has two brothers, Khari and Jaden, and two sisters, Laurie and Kierra.

Interests/Hobbies: Drawing

Favorite Team: Oklahoma City Thunder

Favorite Athlete: Anthony Davis, Demarcus Cousins

Favorite Movie: Rush Hour 3, Paul Blart Mall Cop

Favorite Food: Pizza

Favorite Book: Eragon

Biggest Thrill in Sports: Winning a championship

WATSON, Nate

				Field Goals		3-Point		F-Throws		Rebounds									Scoring	
SEASON	TEAM	GP-GS	MIN/AVG	FG-FGA	FG%	3FG-FGA	3FG%	FT-FTA	FT%	OFF	DEF	TOT	AVG	PF-FO	AST	TO	BLK	STL	PTS	AVG
2017-18	PROV	35-9	483/13.8	91-153	.595	0-0	.000	55-79	.696	29	39	68	1.9	71-0	4	29	26	7	237	6.8
2018-19	PROV	34-20	799/23.5	148-251	.590	0-1	.000	101-155	.652	77	101	178	5.2	80-0	14	44	24	10	397	11.7
2019-20	PROV	27-13	509/18.8	96-188	.511	0-0	.000	52-92	.565	74	51	125	4.6	72-5	14	28	15	16	244	9.0
2020-21	PROV	6-6	172/28.7	42-67	.627	0-0	.000	28-37	.757	14	20	34	5.7	16-0	3	9	4	1	112	18.7
TOTAL		102-48	1963/19.2	377-659	.572	0-1	.000	236-363	.650	194	211	405	4.0	239-5	35	110	69	34	990	9.7

Single Game Highs

Statistic	Value	
Points	23	vs Fairfield 11/25/20
Rebounds	10	at Boston College 12/04/18, vs Fairfield 11/25/20
Assists	2	4 times
Steals	3	at DePaul 01/04/20, vs Col. of Charleston 11/29/19
Blocks	4	vs Xavier 01/06/18
FG Made	10	vs Davidson 12/01/20
FG Attempts	16	vs Davidson 12/01/20
3FG Attempts	1	vs South Carolina 11/17/18
FT Made	8	5 times
FT Attempts	14	vs Massachusetts 12/07/18



2017-18...

#00 WATSON, Nate

Opponent	Date	GS	MIN	Total FG-FA	3-Pointers 3FG-3FGA	PCT	FT-FTA	PCT	OFF	DEF	TOT	AVG	PF	A	T/O	BLK	STL	PTS	AVG		
Houston Baptist	11/10/2017		17:00	4-5	.800	0-0	.000	1-2	.500	2	4	6	6.0	2	0	1	1	1	9	9.0	
Minnesota	11/13/2017		20:00	5-7	.714	0-0	.000	2-4	.500	1	2	3	4.5	4	0	3	0	0	12	10.5	
vs Washington	11/16/2017		13:00	2-4	.500	0-0	.000	1-3	.333	0	0	0	3.0	4	0	0	0	0	5	8.7	
vs Saint Louis	11/17/2017		19:00	2-6	.333	0-0	.000	3-3	1.000	1	2	3	3.0	3	0	0	2	0	7	8.3	
Belmont	11/22/2017		08:00	1-2	.500	0-0	.000	0-0	.000	1	2	3	3.0	3	0	2	1	0	2	7.0	
Boston College	11/25/2017		12:00	3-3	1.000	0-0	.000	3-5	.600	3	2	5	3.3	3	0	0	0	0	9	7.3	
Rider	11/29/2017		10:00	3-6	.500	0-0	.000	3-6	.500	2	0	2	3.1	2	0	2	1	0	9	7.6	
at Rhode Island	12/02/2017		19:00	4-4	1.000	0-0	.000	2-2	1.000	0	2	2	3.0	1	0	2	0	0	10	7.9	
Brown	12/06/2017		09:00	1-2	.500	0-0	.000	0-0	.000	1	0	1	2.8	1	0	1	1	0	2	7.2	
at Massachusetts	12/09/2017		15:00	2-4	.500	0-0	.000	1-2	.500	0	1	1	2.6	3	0	1	0	0	5	7.0	
Stony Brook	12/17/2017	*	18:00	7-11	.636	0-0	.000	1-2	.500	2	1	3	2.6	1	0	0	0	0	15	7.7	
vs Houston	12/20/2017	*	21:00	1-3	.333	0-0	.000	1-1	1.000	1	0	1	2.5	2	1	1	0	0	3	7.3	
Sacred Heart	12/22/2017	*	12:00	2-3	.667	0-0	.000	4-4	1.000	1	0	1	2.4	4	0	0	0	0	8	7.4	
at St. John's (NY)	12/28/2017	*	20:00	3-6	.500	0-0	.000	3-4	.750	2	1	3	2.4	1	0	0	1	0	9	7.5	
at Creighton	12/31/2017	*	20:00	7-11	.636	0-0	.000	6-7	.857	1	0	1	2.3	3	0	2	0	1	20	8.3	
Marquette	01/03/2018	*	16:00	4-6	.667	0-0	.000	1-2	.500	0	2	2	2.3	1	0	1	1	0	9	8.4	
Xavier	01/06/2018	*	07:00	0-0	.000	0-0	.000	0-0	.000	0	1	1	2.2	4	0	0	4	0	0	7.9	
at DePaul	01/12/2018	*	13:00	0-2	.000	0-0	.000	2-2	1.000	0	1	1	2.2	1	0	0	0	0	2	7.6	
Butler	01/15/2018		03:00	0-0	.000	0-0	.000	0-0	.000	0	1	1	2.1	1	0	0	0	0	0	7.2	
Creighton	01/20/2018		12:00	1-2	.500	0-0	.000	1-1	1.000	0	2	2	2.1	1	0	1	1	0	3	7.0	
at Villanova	01/23/2018		14:00	1-3	.333	0-0	.000	0-0	.000	1	3	4	2.2	3	0	0	1	0	2	6.7	
at Seton Hall	01/31/2018		16:00	3-4	.750	0-0	.000	0-2	.000	0	1	1	2.1	1	0	3	2	6	6.7		
at Marquette	02/03/2018		09:00	2-4	.500	0-0	.000	2-2	1.000	0	1	1	2.1	1	0	1	0	0	6	6.7	
Georgetown	02/06/2018		05:00	1-4	.250	0-0	.000	3-4	.750	1	0	1	2.0	2	0	0	0	0	5	6.6	
DePaul	02/10/2018		18:00	6-7	.857	0-0	.000	2-2	1.000	2	1	3	2.1	3	0	2	0	0	14	6.9	
Villanova	02/14/2018		05:00	0-0	.000	0-0	.000	2-2	1.000	1	0	1	2.0	0	0	0	0	0	2	6.7	
at Butler	02/17/2018		08:00	2-3	.667	0-0	.000	0-1	.000	1	0	1	2.0	3	1	2	1	0	4	6.6	
Seton Hall	02/21/2018		09:00	2-3	.667	0-0	.000	2-2	1.000	0	1	1	2.0	0	0	1	0	0	6	6.6	
at Georgetown	02/24/2018		18:00	6-11	.545	0-0	.000	0-1	.000	0	3	3	2.0	4	1	0	3	2	12	6.8	
at Xavier	02/28/2018		20:00	2-3	.667	0-0	.000	2-2	1.000	1	1	2	2.0	2	0	1	3	0	6	6.7	
St. John's (NY)	03/03/2018		18:00	4-5	.800	0-0	.000	1-2	.500	2	1	3	2.0	1	1	0	1	0	9	6.8	
vs Creighton	03/08/2018		04:00	1-3	.333	0-0	.000	0-0	.000	0	0	0	2.0	0	0	0	0	0	2	6.7	
vs Xavier	03/09/2018		28:00	5-6	.833	0-0	.000	4-6	.667	1	3	4	2.0	1	0	1	0	1	14	6.9	
vs Villanova	03/10/2018		10:00	2-4	.500	0-0	.000	1-1	1.000	0	0	0	2.0	2	0	0	0	0	5	6.8	
vs Texas A&M	03/16/2018	*	17:00	2-6	.333	0-0	.000	1-2	.500	0	1	1	1.9	3	0	0	0	0	5	6.8	
Totals			9	483:00	91-153	.595	0-0	.000	55-79	.696	29	39	68	1.9	7.1	4	29	26	7	237	6.8

2018-19...

#00 WATSON, Nate

Opponent	Date	GS	MIN	Total		3-Pointers		Free throws		Rebounds		PF	A	T/O	BLK	STL	PTS	AVG			
				FG-FGA	PCT	3FG-3FGA	PCT	FT-FTA	PCT	OFF	DEF	TOT	AVG								
Siena	11/06/2018		24:00	5-5	1.000	0-0	.000	0-0	.000	2	4	6	6.0	2	2	1	0	10	10.0		
vs Wichita St.	11/09/2018		21:00	1-5	.200	0-0	.000	0-2	.000	1	1	2	4.0	1	0	0	2	2	6.0		
Holy Cross	11/13/2018		23:00	6-7	.857	0-0	.000	3-8	.375	1	6	7	5.0	1	0	0	1	15	9.0		
vs South Carolina	11/17/2018		26:00	2-8	.250	0-1	.000	5-6	.833	1	7	8	5.8	4	1	0	1	9	9.0		
vs Michigan	11/18/2018		17:00	2-7	.286	0-0	.000	6-7	.857	3	1	4	5.4	2	0	0	0	10	10.0		
Iona	11/24/2018		20:00	4-5	.800	0-0	.000	5-6	.833	0	2	2	4.8	2	0	2	0	13	9.8		
Fairleigh Dickinson	11/27/2018		23:00	3-6	.500	0-0	.000	4-8	.500	2	5	7	5.1	2	0	2	1	10	9.9		
Rhode Island	12/01/2018		21:00	5-8	.625	0-0	.000	2-7	.286	3	4	7	5.4	3	0	1	3	12	10.1		
at Boston College	12/04/2018		30:12	7-11	.636	0-0	.000	5-7	.714	6	4	10	5.9	4	1	0	2	0	19	11.1	
Massachusetts	12/07/2018		22:00	3-8	.375	0-0	.000	8-14	.571	2	3	5	5.8	1	1	1	0	14	11.4		
Central Conn. St.	12/16/2018		19:00	6-8	.750	0-0	.000	2-3	.667	5	0	5	5.7	2	1	0	2	14	11.6		
Albany (NY)	12/18/2018		14:00	1-3	.333	0-0	.000	1-1	1.000	2	1	3	5.5	3	0	3	0	3	10.9		
at Texas	12/21/2018		16:00	3-5	.600	0-0	.000	1-2	.500	2	2	4	5.4	4	0	2	0	7	10.6		
Creighton	12/31/2018		14:00	2-3	.667	0-0	.000	0-1	.000	1	3	4	5.3	3	0	3	0	4	10.1		
Villanova	01/05/2019	*	23:00	3-4	.750	0-0	.000	0-2	.000	3	5	8	5.5	0	0	1	0	6	9.9		
at Georgetown	01/12/2019	*	38:41	9-11	.818	0-0	.000	3-5	.600	2	5	7	5.6	4	1	3	1	0	21	10.6	
Seton Hall	01/15/2019	*	24:00	3-10	.300	0-0	.000	3-5	.600	2	2	4	5.5	0	0	1	1	1	9	10.5	
at Marquette	01/20/2019	*	26:24	8-14	.571	0-0	.000	5-6	.833	2	3	5	5.4	2	1	2	0	0	21	11.1	
at Xavier	01/23/2019	*	24:00	4-7	.571	0-0	.000	3-3	1.000	3	3	6	5.5	2	0	0	3	0	11	11.1	
DePaul	01/27/2019	*	25:00	6-7	.857	0-0	.000	2-3	.667	3	2	5	5.5	4	2	3	1	1	14	11.2	
at Seton Hall	01/30/2019	*	22:55	2-6	.333	0-0	.000	2-4	.500	2	3	5	5.4	3	0	1	0	0	6	11.0	
at DePaul	02/02/2019	*	20:05	2-4	.500	0-0	.000	3-4	.750	1	1	2	5.3	5	0	2	0	0	7	10.8	
Georgetown	02/06/2019	*	22:00	3-5	.600	0-0	.000	0-0	.000	2	3	5	5.3	1	0	1	0	0	6	10.6	
at St. John's (NY)	02/09/2019	*	25:04	5-9	.556	0-0	.000	8-10	.800	3	2	5	5.3	1	0	1	0	0	18	11.2	
at Villanova	02/13/2019	*	27:13	8-13	.615	0-0	.000	2-2	1.000	4	2	6	5.3	1	0	1	0	1	18	11.2	
Xavier	02/16/2019	*	25:00	7-12	.583	0-0	.000	2-4	.500	4	0	4	5.2	2	0	2	1	1	16	11.3	
St. John's (NY)	02/20/2019	*	35:00	8-12	.667	0-0	.000	5-11	.455	4	5	9	5.4	1	0	2	1	1	21	11.7	
Marquette	02/23/2019	*	34:00	4-9	.444	0-0	.000	2-5	.400	3	1	4	5.3	3	2	1	1	0	10	11.6	
at Butler	02/26/2019	*	33:39	8-10	.800	0-0	.000	5-5	1.000	0	5	5	5.3	3	1	2	1	0	21	12.0	
at Creighton	03/06/2019	*	21:00	4-5	.800	0-0	.000	0-0	.000	0	4	4	5.3	2	1	1	0	0	8	11.8	
Butler	03/09/2019	*	16:00	2-4	.500	0-0	.000	4-4	1.000	1	1	2	5.2	4	0	2	0	0	8	11.7	
vs Butler	03/13/2019	*	18:31	2-5	.400	0-0	.000	0-0	.000	1	4	5	5.2	1	0	1	1	1	4	11.5	
vs Villanova	03/14/2019	*	26:22	5-7	.714	0-0	.000	5-5	1.000	1	4	5	5.2	3	0	1	0	0	15	11.6	
Arkansas	03/19/2019	*	21:00	5-8	.625	0-0	.000	5-5	1.000	4	4	8	5.2	3	0	0	1	0	15	11.7	
Totals			20	799:06	148-251	.590	0-1	.000	101-155	.652	77	101	178	5.2	80	14	44	24	10	397	11.7

2019-20...

#00 WATSON, Nate

Opponent	Date	GS	MIN	Total FG-FGA	3-Pointers 3FG-3FGA	Free throws FT-FTA	Rebounds PTC OFF DEF TOT AVG	PF	A	T/O	BLK	STL	PTS	AVG
Merrimack	11/19/2019		14:00	6-7 .857	0-0 .000	2-9 .222	0 3 3 3.0	2	0	0	0	0	14	14.0
Penn	11/23/2019		10:00	2-7 .286	0-0 .000	0-4 .000	1 1 2 2.5	0	1	0	0	0	4	9.0
vs Long Beach St.	11/28/2019		18:10	2-3 .667	0-0 .000	1-2 .500	1 2 3 2.7	0	1	0	0	0	1	5.7
vs Col. of Charleston	11/29/2019		21:03	3-7 .429	0-0 .000	1-1 1.000	2 1 3 2.8	3	0	2	0	3	7	7.5
vs Pepperdine	12/01/2019		16:29	7-10 .700	0-0 .000	1-5 .200	2 1 3 2.8	3	1	1	0	0	15	9.0
at Rhode Island	12/06/2019		15:54	5-8 .625	0-0 .000	0-1 .000	3 3 6 3.3	2	1	2	3	0	10	9.2
Stony Brook	12/14/2019		19:00	3-8 .375	0-0 .000	1-3 .333	1 2 3 3.3	3	1	1	1	1	7	8.9
vs Florida	12/17/2019		29:23	5-11 .455	0-0 .000	8-12 .667	7 1 8 3.9	3	1	0	0	0	18	10.0
Texas	12/21/2019		20:00	5-13 .385	0-0 .000	0-0 .000	5 2 7 4.2	1	0	0	0	0	10	10.0
Georgetown	12/31/2019		19:00	4-5 .800	0-0 .000	0-0 .000	0 1 1 3.9	5	2	2	0	1	8	9.8
at DePaul	01/04/2020		25:15	2-8 .250	0-0 .000	2-4 .500	6 0 6 4.1	2	1	2	1	3	6	9.5
at Marquette	01/07/2020		19:11	5-10 .500	0-0 .000	3-4 .750	3 2 5 4.2	5	1	1	2	2	13	9.8
Butler	01/10/2020		17:11	2-5 .400	0-0 .000	2-2 1.000	2 1 3 4.1	2	0	1	0	0	6	9.5
St. John's (NY)	01/15/2020		17:56	3-6 .500	0-0 .000	2-2 1.000	4 3 7 4.3	0	0	3	3	0	8	9.4
at Creighton	01/18/2020	*	16:00	2-4 .500	0-0 .000	3-4 .750	3 1 4 4.3	3	0	0	0	1	7	9.2
at Seton Hall	01/22/2020	*	14:44	4-6 .667	0-0 .000	2-2 1.000	3 1 4 4.3	5	0	2	0	0	10	9.7
Villanova	01/25/2020	*	33:19	7-12 .583	0-0 .000	4-4 1.000	6 3 9 4.5	1	1	0	1	0	18	9.8
at Butler	02/01/2020	*	17:40	4-7 .571	0-0 .000	1-2 .500	2 0 2 4.4	4	0	2	0	0	9	9.7
Creighton	02/05/2020	*	15:58	4-7 .571	0-0 .000	3-4 .750	4 2 6 4.5	1	0	0	0	0	11	9.8
at Xavier	02/08/2020	*	24:14	8-13 .615	0-0 .000	0-3 .000	2 5 7 4.6	5	0	0	0	0	16	10.1
at St. John's (NY)	02/12/2020	*	22:51	2-4 .500	0-0 .000	0-0 .000	0 3 3 4.5	1	0	1	0	1	4	9.8
Seton Hall	02/15/2020	*	13:23	0-4 .000	0-0 .000	0-4 .750	4 0 4 4.5	1	1	0	1	1	3	9.5
at Georgetown	02/19/2020	*	15:25	2-5 .400	0-0 .000	2-2 1.000	2 2 4 4.5	3	0	3	1	0	6	9.3
Marquette	02/22/2020	*	16:23	2-3 .667	0-0 .000	0-2 .000	2 3 5 4.5	1	1	0	1	1	4	9.1
at Villanova	02/29/2020	*	18:28	1-4 .250	0-0 .000	3-6 .500	3 3 6 4.6	5	0	3	0	1	5	9.0
Xavier	03/04/2020	*	16:08	1-2 .500	0-0 .000	0-0 .000	2 1 3 4.5	4	1	1	0	0	2	8.7
DePaul	03/07/2020	*	21:27	5-9 .556	0-0 .000	8-10 .800	4 4 8 4.6	7	2	3	1	1	18	9.0
Totals			13 508:32	96-188	111 0-0 .000	52-92	565 74 51 125	46	74	38	15	16	244	9.4



Ed Croswell #21

Junior F 6-8 245 Philadelphia, Pa./St. Joseph's Prep '18/LaSalle

2020-21: Scored 10 points and grabbed six rebounds in his Friar debut versus Fairfield (11/25/20)...Scored five points and made three steals versus Alabama (12/2/20)...Was 4-5 from the field and scored eight points at TCU (12/9/20)...

2019-20: Played in 26 games for LaSalle, averaged 10.4 points and 7.6 rebounds, while shooting 60.2 percent from the field... Ranked third in the nation in offensive rebounding rate at 18.5 percent...Scored 10 or more points in 18 of the 26 games he played...Led the team in rebounding...Recorded a double-double with 11 points and 10 rebounds in a win versus Murray State (11/25/19)...Registered 18 points and 12 rebounds in an overtime win versus South Alabama (11/27/19)...Scored 14 points and grabbed 19 rebounds at Villanova (12/1/19)...Scored 18 points and collected 15 rebounds in a win versus Fairleigh Dickinson (12/21/19)...Scored 14 points and recorded seven rebounds versus No. 20 Dayton (1/2/20)...Had 13 points and 11 rebounds at Richmond (1/22/20)...Posted a career best game of 24 points and 18 rebounds versus St. Louis (1/29/20)...Posted his seventh double-double of the season with 10 points and 12 rebounds at Duquesne (2/2/20)...Scored 14 points and recorded eight rebounds versus Saint Joseph's (2/8/20).

2018-19: Played in 31 games for LaSalle, averaged 4.6 ppg and 7.0 rpg...Led the team in rebounding...Grabbed 98 offensive rebounds in 31 games (3.2 per game), which ranked third in the Atlantic 10...Ranked first in the nation among offensive rebound percentage at 18.1 percent... Recorded five points and nine rebounds versus Drexel (11/17/18)...Scored 10 points and registered four rebounds versus No. 23 Villanova (12/17/18)...Posted his first career double-double with 11 points, 14 rebounds and three steals versus Bucknell (12/4/18)...Scored 11 points and recorded seven rebounds at VCU (1/9/19)... Recorded nine points and 11 rebounds versus UMass (1/30/19)...Had nine points and 16 rebounds at Richmond (2/2/19)...Scored nine points and grabbed 16 rebounds versus Duquesne (2/13/19)...Posted a double-double with 10 points and 14 rebounds at Saint Louis (2/16/19)...Grabbed 10 rebounds at St. Bonaventure (2/20/19)...Registered 11 rebounds and two assists versus Davidson (2/27/19).

HIGH SCHOOL: Attended St. Joseph's Prep...Averaged 13.5 ppg as a senior at St. Joseph's Prep where his team advanced to the semifinals of the PIAA Class 6A Tournament...Averaged 15 points and 12 rebounds per game as a junior...Recorded a triple-double (17 points, 10 rebounds, 10 blocks) in a win over West Catholic as a junior...Was coached by Speedy Morris at St. Joseph's...Earned Second Team All-Catholic League honors in his junior and senior seasons.

PROFILE:

Name: Edward Jamal Croswell

Birthdate: September 6, 1999

Major: Sports Broadcasting/Media

Family: Son of Delilah Giddings. Has one sister, Amber Croswell, and two brothers, Kaliem Croswell and David Giddings.

Favorite Athletes: Paul George, D'Andre Swift

Favorite Teams: Philadelphia Eagles, Philadelphia 76ers

Favorite Food: Buffalo Chicken

Hobby: Driving

Biggest Thrill in Sports: The Eagles winning the Super Bowl

CROSWELL, Ed

PROVWELL, LA

				Field Goals		3-Point		F-Throws		Rebounds										Scoring	
SEASON	TEAM	GP-GS	MIN/AVG	FG-FGA	FG%	3FG-FGA	3FG%	FT-FTA	FT%	OFF	DEF	TOT	AVG	PF-FO	AST	TO	BLK	STL	PTS	AVG	
2018-19	LaS	31-9	590/19.0	55-100	.550	0-0	.000	33-52	.635	98	118	216	7.0	64-2	18	43	21	14	143	4.6	
2019-20	LaS	26-25	566/21.8	109-181	.602	0-0	.000	53-96	.552	95	102	197	7.6	76-1	16	53	14	18	271	10.4	
2020-21	PROV	6-0	54/9.0	14-19	.737	0-0	.000	2-12	.167	10	5	15	2.5	7-0	1	2	2	3	30	5.0	
TOTAL FOR PROV		6-0	54/9.0	14-19	.737	0-0	.000	2-12	.167	10	5	15	2.5	7-0	1	2	2	3	30	5.0	
TOTAL		63-34	1209/19.2	178-300	.593	0-0	.000	88-160	.550	203	225	428	6.8	147-3	35	98	37	35	444	7.0	

Single Game Highs

Statistic	Value	
Points	24	vs Saint Louis 01/29/20
Rebounds	18	vs Saint Louis 01/29/20
Assists	3	at Richmond 02/02/19, at Duquesne 02/02/20, vs Fairleigh Dickinson 12/21/19
Steals	3	4 times
Blocks	5	vs Massachusetts 01/30/19
FG Made	10	vs Saint Louis 01/29/20
FG Attempts	16	vs Saint Louis 01/29/20
FT Made	5	at Richmond 01/22/20
FT Attempts	8	vs Fordham 02/19/20, vs Saint Joseph's 02/08/20



2018-19...

#11 CROSWELL, Ed

Opponent	Date	GS	MIN	Total FG-FGA	3-Pointers 3FG-3FGA	PCT	FT-FTA	PCT	OFF	DEF	TOT	AVG	PF	A	T/O	BLK	STL	PTS	AVG	
at Temple	11/06/2018	10:28	1-2	.500	0-0	.000	0-1	.000	1	2	3	3.0	1	0	1	0	1	0	2.0	
Lafayette	11/10/2018	03:00	0-0	.000	0-0	.000	0-0	.000	0	0	0	0.0	0	0	1.5	0	0	0	1.0	
at Florida	11/14/2018	17:00	2-3	.667	0-0	.000	1-2	.500	2	2	4	2.3	5	1	1	0	0	5	2.3	
Drexel	11/17/2018	16:00	2-2	1.000	0-0	.000	1-2	.500	4	5	9	4.0	3	0	2	1	0	5	3.0	
vs Miami (FL)	11/22/2018	16:00	2-5	.400	0-0	.000	1-3	.333	4	2	6	4.4	0	0	1	0	0	5	3.4	
vs Northwestern	11/23/2018	17:00	1-2	.500	0-0	.000	0-0	.000	1	1	2	4.0	1	0	1	0	0	2	3.2	
vs Grand Canyon	11/25/2018	09:00	1-4	.250	0-0	.000	0-0	.000	1	3	4	4.0	1	0	0	0	1	2	3.0	
Villanova	12/01/2018	* 24:33	3-3	1.000	0-0	.000	4-4	1.000	3	1	4	4.0	3	0	0	2	1	10	3.9	
Bucknell	12/04/2018	* 26:00	4-11	.364	0-0	.000	3-6	.500	10	4	14	5.1	2	2	3	0	3	11	4.7	
Penn	12/08/2018	* 19:00	1-2	.500	0-0	.000	0-0	.000	3	2	5	5.1	1	2	2	0	1	2	4.4	
vs Alabama A&M	12/21/2018	18:00	1-1	1.000	0-0	.000	2-2	1.000	1	6	7	5.3	3	1	1	1	0	4	4.4	
vs Towson	12/22/2018	10:00	0-2	.000	0-0	.000	1-2	.500	2	1	3	5.1	3	0	2	0	0	1	4.1	
at Massachusetts	01/05/2019	13:00	0-1	.000	0-0	.000	0-0	.000	1	1	2	4.8	1	0	1	1	0	0	3.8	
at VCU	01/09/2019	17:47	4-4	1.000	0-0	.000	3-3	1.000	4	3	7	5.0	4	0	0	2	0	11	4.3	
Saint Louis	01/12/2019	* 28:00	1-2	.500	0-0	.000	2-3	.667	2	4	6	5.1	1	1	1	1	0	4	4.3	
George Washington	01/16/2019	18:00	2-2	1.000	0-0	.000	0-0	.000	2	3	5	5.1	2	0	1	0	0	4	4.3	
Rhode Island	01/19/2019	12:00	0-2	.000	0-0	.000	1-2	.500	2	3	5	5.1	3	0	1	1	0	1	4.1	
at Fordham	01/23/2019	09:38	2-2	1.000	0-0	.000	0-1	.000	1	4	5	5.1	2	0	0	0	0	4	4.1	
Massachusetts	01/30/2019	26:00	3-5	.600	0-0	.000	3-4	.750	5	6	11	5.4	1	1	0	5	1	9	4.3	
at Richmond	02/02/2019	27:51	4-5	.800	0-0	.000	1-3	.333	6	10	16	5.9	1	3	2	1	2	9	4.6	
Saint Joseph's	02/05/2019	24:00	4-4	1.000	0-0	.000	0-0	.000	3	5	8	6.0	0	0	3	1	0	8	4.7	
at George Mason	02/10/2019	22:00	3-4	.750	0-0	.000	1-2	.500	1	2	3	5.9	5	0	2	0	0	6	4.8	
Duquesne	02/13/2019	33:00	3-6	.500	0-0	.000	3-4	.750	10	6	16	6.3	3	1	2	0	1	9	5.0	
at Saint Louis	02/16/2019	* 24:54	4-8	.500	0-0	.000	2-2	1.000	6	8	14	6.6	4	1	3	1	0	10	5.2	
at St. Bonaventure	02/20/2019	* 29:01	1-4	.250	0-0	.000	0-0	.000	6	4	10	6.8	3	0	2	0	1	2	5.0	
Richmond	02/23/2019	* 25:00	1-1	1.000	0-0	.000	2-4	.500	3	6	9	6.8	1	0	3	0	1	4	5.0	
Davidson	02/27/2019	* 23:00	1-1	1.000	0-0	.000	0-0	.000	3	8	11	7.0	2	2	2	2	0	2	4.9	
at Saint Joseph's	03/02/2019	* 17:46	1-2	.500	0-0	.000	0-0	.000	3	4	7	7.0	1	1	2	0	0	2	4.8	
at Dayton	03/06/2019	13:32	0-1	.000	0-0	.000	0-0	.000	0	1	1	6.8	4	0	1	1	0	0	4.6	
Fordham	03/09/2019	19:00	1-4	.250	0-0	.000	3-4	.750	3	4	7	6.8	2	2	1	0	0	5	4.6	
vs Rhode Island	03/14/2019	20:00	2-5	.400	0-0	.000	0-0	.000	5	7	12	7.0	1	0	2	0	0	4	4.6	
Totals			9	589:30	55-100	.550	0-0	.000	33-52	.635	98	118	216	7.0	64	18	43	21	143	4.6

2019-20...

#11 CROSWELL, Ed

Opponent	Date	GS	MIN	Total		3-Pointers		Free throws		Rebounds				PF	A	T/O	BLK	STL	PTS	AVG	
				FG-FA	PCT	3FG-3FGA	PCT	FT-FTA	PCT	OFF	DEF	TOT	AVG								
Iona	11/09/2019	*	16:10	5-8	.625	0-0	.000	2-2	1.000	2	2	4	4.0	3	0	0	0	0	12	12.0	
at Penn	11/13/2019	*	16:06	3-5	.600	0-0	.000	2-2	1.000	1	3	4	4.0	4	0	2	0	1	8	10.0	
Temple	11/16/2019	*	16:10	1-3	.333	0-0	.000	1-2	.500	3	4	7	5.0	3	0	1	0	1	3	7.7	
vs Murray St.	11/25/2019	*	23:00	5-6	.833	0-0	.000	1-2	.500	3	7	10	6.3	4	0	6	2	1	11	8.5	
vs Wright St.	11/26/2019	*	11:00	2-4	.500	0-0	.000	2-5	.400	3	4	7	6.4	3	0	0	0	0	6	8.0	
vs South Alabama	11/27/2019	*	31:50	8-13	.615	0-0	.000	2-4	.500	4	8	12	7.3	3	1	2	0	1	18	9.7	
at Villanova	12/01/2019	*	27:48	6-9	.667	0-0	.000	2-3	.667	4	6	10	7.7	3	0	0	0	1	14	10.3	
at Drexel	12/07/2019	*	26:07	5-8	.625	0-0	.000	0-0	.000	3	3	6	7.5	3	1	5	1	1	10	10.3	
Wagner	12/18/2019	*	16:22	2-5	.400	0-0	.000	2-6	.333	1	4	5	7.2	1	0	0	2	0	6	9.8	
Fairleigh Dickinson	12/22/2019	*	26:46	7-10	.700	0-0	.000	4-6	.667	8	7	15	8.0	1	3	3	1	0	18	10.6	
Bucknell	12/28/2019	*	15:28	4-5	.800	0-0	.000	2-5	.400	1	3	4	7.6	5	0	1	2	0	10	10.5	
Dayton	01/02/2020	*	20:30	6-11	.545	0-0	.000	2-2	1.000	5	2	7	7.6	2	0	2	0	0	14	10.8	
at Fordham	01/05/2020	*	24:26	1-3	.333	0-0	.000	1-2	.500	2	4	6	7.5	2	0	3	1	1	3	10.2	
at Massachusetts	01/08/2020	*	08:00	1-2	.500	0-0	.000	0-0	.000	1	3	4	7.2	4	0	1	0	0	2	9.6	
George Mason	01/11/2020	*	21:54	3-5	.600	0-0	.000	4-5	.800	5	3	8	7.3	4	1	3	0	0	10	9.7	
at Rhode Island	01/18/2020	*	23:55	3-7	.429	0-0	.000	1-4	.250	6	3	9	7.4	4	2	3	0	0	7	9.5	
at Richmond	01/22/2020	*	23:04	4-8	.500	0-0	.000	5-6	.833	7	4	11	7.6	3	0	2	1	3	13	9.7	
VCU	01/25/2020	*	21:12	5-8	.625	0-0	.000	1-3	.333	2	3	5	7.4	2	1	0	0	3	11	9.8	
Saint Louis	01/28/2020	*	38:25	10-16	.625	0-0	.000	4-7	.571	9	9	18	8.0	2	0	1	2	2	24	10.5	
at Duquesne	02/02/2020	*	34:53	4-7	.571	0-0	.000	2-5	.400	7	5	12	8.2	3	3	5	0	1	10	10.5	
Saint Joseph's	02/08/2020	*	20:46	5-8	.625	0-0	.000	4-8	.500	6	2	8	8.2	3	1	2	1	0	14	10.7	
Richmond	02/12/2020	*	23:25	5-8	.625	0-0	.000	0-0	.000	2	5	7	8.1	1	2	4	0	0	10	10.6	
at Saint Louis	02/15/2020	*	12:54	1-1	1.000	0-0	.000	0-1	.000	1	2	3	7.9	4	0	2	1	0	2	10.3	
Fordham	02/19/2020	*	24:59	4-8	.500	0-0	.000	4-8	.500	6	3	9	8.0	1	1	1	1	0	12	10.3	
at George Washington	02/22/2020	*	18:19	4-6	.667	0-0	.000	4-6	.667	1	1	2	7.7	4	0	0	0	1	12	10.4	
at Davidson	02/25/2020	*	22:54	5-7	.714	0-0	.000	1-2	.500	2	2	4	7.6	4	0	1	0	0	11	10.4	
Totals			29	569:33	109-181	.602	0-0	.000	53-96	.552	95	102	197	7.6	76	16	53	14	18	271	10.4

2020-21...

#21 CROSWELL, Ed

Opponent	Date	GS	MIN	FG-FGA	PCT	3-Pointers 3FG-3FGA	PCT	Free throws FT-FTA	PCT	OFF	DEF	TOT	AVG	PF	A	T/O	BLK	STL	PTS	AVG	
Fairfield	11/25/2020		14:48	5-7	.714	0-0	.000	0-2	.000	4	2	6	6.0	2	1	2	0	0	10	10.0	
vs Indiana	11/30/2020		10:48	2-3	.667	0-0	.000	1-5	.200	3	1	4	5.0	0	0	0	0	0	5	7.5	
vs Davidson	12/01/2020		04:03	0-0	.000	0-0	.000	0-0	.000	0	0	0	3.3	1	0	0	0	0	0	5.0	
vs Alabama	12/02/2020		09:46	2-2	1.000	0-0	.000	1-5	.200	1	1	2	3.0	2	0	0	0	1	3	5.0	
Fairleigh Dickinson	12/05/2020		03:28	1-2	.500	0-0	.000	0-0	.000	2	0	2	2.8	0	0	0	0	0	2	4.4	
at TCU	12/09/2020		11:15	4-5	.800	0-0	.000	0-0	.000	0	1	1	2.5	2	0	0	0	1	8	5.0	
Totals			0	54:08	14-19	.737	0-0	.000	2-12	.167	10	5	15	2.5	7	1	2	2	3	30	5.0



David Duke #3

Junior

G

6-5

205

Providence, R.I./Cushing Academy '18

2020-21: **Named Preseason All-BIG EAST First Team (10/28/20)**... Scored 18 points, grabbed seven rebounds and had four assists versus Fairfield (11/25/20)...Scored 12 points versus Indiana (11/30/20)...Recorded 13 points and grabbed five rebounds versus Davidson (12/1/20)...Scored 19 points and registered six assists versus Alabama (12/2/20)...**Named to the Maui Invitational All-Tournament Team**...Scored 28 points and grabbed eight rebounds versus Fairleigh Dickinson (12/5/20)...Scored 28 points and recorded seven assists at TCU (12/9/20)...

2019-20: Was a member of the USA team which won a bronze medal in Lima, Peru during the Pan Am Games in August...Scored 11 points, grabbed six rebounds and recorded eight assists versus Sacred Heart (11/5/19)...Scored 21 points, grabbed five rebounds and had five assists versus NJIT (11/9/19)...Scored 14 points and grabbed five rebounds at Northwestern (11/13/19)...Scored 17 points and recorded six assists versus Saint Peter's (11/16/19)...Scored 10 points, grabbed five rebounds, had five assists and made three steals versus Merrimack (11/19/19)...Scored a career-high 22 points versus Charleston (11/29/19)...Scored 12 points and had six rebounds at URI (12/6/19)...Scored 21 points and was 4-6 from three and 5-5 from the free-throw line versus Stony Brook (12/14/19)...Scored 10 points and had eight assists versus Georgetown (12/31/19)...Registered 12 points and five assists at Marquette (1/7/20)...Scored 15 points versus No. 6 Butler (1/10/20)...Recorded seven points, six rebounds, four assists and four steals versus St. John's (1/15/20)...Scored 36 points as he was 6-8 from three and had three steals at No. 25 Creighton (1/18/20)...Registered a double-double with 11 points and 10 rebounds versus No. 9/11 Villanova (1/25/20)...Recorded 12 points and six rebounds versus No. 21/22 Creighton (2/5/20)...Scored 15 points and had four assists versus No. 19/19 Marquette (2/22/20)...Scored 16 points and made four steal versus Xavier (3/4/20)...Scored 16 points and had four steals versus DePaul (3/7/20)...

Named USBWA All-District 1 (3/10/20)... **Earned the Team's Ryan Gomes Most Improved Player Award (4/22/20)**

2018-19: **Named Preseason BIG EAST Co-Freshman of the Year (10/25/18)**...Started in the season opener versus Siena (11/6/18)...Scored eight points, grabbed four rebounds and had five assists versus Wichita State (11/9/18)...Scored 10 points as he shot 2-3 from three-point territory versus Holy Cross (11/13/18)...Scored 20 points and grabbed three rebounds versus South Carolina (11/17/18)...Scored 12 points and grabbed four rebounds versus No. 18 Michigan (11/18/18)...Scored six points versus Fairleigh Dickinson (11/27/18)...Recorded nine points and nine assists at Boston College (12/4/18)...Scored eight points versus UMass (12/7/18)...Scored six points and had five assists versus Central Connecticut (12/16/18)...Scored 11 points and grabbed four rebounds versus Creighton (12/31/18)...Scored 18 points and was 3-3 from three-point territory versus Seton Hall (1/15/19)...Scored eight points at Seton Hall (1/30/19)...Scored 17 points and grabbed five rebounds at DePaul (2/2/19)...Scored 11 points and grabbed three rebounds at St. John's (2/9/19)...Scored eight points and grabbed eight rebounds versus No. 11/10 Marquette (2/23/19)...Scored 16 points versus Butler in the BIG EAST Tournament First Round (3/13/19)...

HIGH SCHOOL: Attended Cushing Academy in Ashburnham, Mass...Played varsity basketball for coach James Cormier at Cushing...Led Cushing to a 17-5 record and to the NEPSAC AA Semifinals in 2018...Averaged 17 points, five rebounds, and four assists in his senior season...Attended Cushing Academy for his junior year, where he helped his team capture the AA New England Prep School Championship...Averaged 16 points per game during his junior year...Attended Classical high school in Providence, R.I. for his first three years of high school and captured a Division 1 state championship (2016)...Played AAU basketball for the Mass Rivals where he was coached by Vin Pastore and Tom Nelson...Ranked No. 47 overall and No. 14 point guard by ESPN, No. 44 overall and No. 6 combo guard by 24/7sports.com, No. 36 overall and No. 10 point guard by Rivals.com.

PROFILE

Name: David Duke Jr.

Birthdate: October 13, 1999

Major: Management

Family: Son of David and Sharon Duke. Has two brothers, Sean and Jordan.

Interests/Hobbies: Listening to music

Favorite Teams: Boston Celtics, Oklahoma City Thunder

Favorite Athletes: John Wall, Russell Westbrook, LeBron James

DUKE, David

SEASON	TEAM	GP-GS	MIN/AVG	Field Goals		3-Point		F-Throws		Rebounds				Scoring						
				FG-FGA	FG%	3FG-FGA	3FG%	FT-FTA	FT%	OFF	DEF	TOT	AVG	PF-FO	AST	TO	BLK	STL	PTS	AVG
2018-19	PROV	34-34	839/24.7	84-217	.387	22-74	.297	51-74	.689	19	71	90	2.6	85-1	73	72	11	23	241	7.1
2019-20	PROV	31-31	997/32.2	117-286	.409	42-100	.420	96-121	.793	23	106	129	4.2	90-4	97	68	11	48	372	12.0
2020-21	PROV	6-6	201/33.5	39-85	.459	12-26	.462	28-35	.800	7	20	27	4.5	14-0	21	16	0	7	118	19.7
TOTAL		71-71	2037/28.7	240-588	.408	76-200	.380	175-230	.761	49	197	246	3.5	189-5	191	156	22	78	731	10.3

Single Game Highs

Statistic	Value
Points	36 at Creighton 01/18/20
Rebounds	10 vs Villanova 01/25/20
Assists	9 at Boston College 12/04/18
Steals	5 at Georgetown 02/19/20
Blocks	2 5 times
FG Made	12 at Creighton 01/18/20
FG Attempts	19 at TCU 12/09/20
3FG Made	6 at Creighton 01/18/20
3FG Attempts	8 at Creighton 01/18/20, at TCU 12/09/20
FT Made	10 vs Fairleigh Dickinson 12/05/20
FT Attempts	12 vs Fairleigh Dickinson 12/05/20



2018-19...

#3 DUKE, David

Opponent	Date	GS	MIN	Total		3-Pointers		Free throws		Rebounds			PF	A	T/O	BLK	STL	PTS	AVG		
				FG-FGA	PCT	3FG-3FGA	PCT	FT-FTA	PCT	OFF	DEF	TOT								AVG	
Siena	11/06/2018	*	20:00	0-5	.000	0-1	.000	0-0	.000	1	1	2	2.0	2	1	3	0	1	0.0		
vs Wichita St.	11/09/2018	*	31:00	2-6	.333	1-3	.333	3-3	1.000	2	2	4	3.0	2	5	4	0	8	4.0		
Holy Cross	11/13/2018	*	30:00	4-10	.400	2-3	.667	0-1	.000	1	1	2	2.7	4	1	4	0	10	6.0		
vs South Carolina	11/17/2018	*	34:00	8-15	.533	2-4	.500	2-4	.500	1	2	3	2.8	2	2	3	0	20	9.5		
vs Michigan	11/18/2018	*	24:00	5-8	.625	0-0	.000	2-2	1.000	2	2	4	3.0	4	1	2	0	12	10.0		
Iona	11/24/2018	*	22:00	1-8	.125	0-3	.000	0-0	.000	1	0	1	2.7	5	5	3	1	2	8.7		
Fairleigh Dickinson	11/27/2018	*	22:00	3-7	.429	0-1	.000	0-0	.000	0	0	0	2.3	0	2	1	0	6	8.3		
Rhode Island	12/01/2018	*	20:00	1-3	.333	0-1	.000	2-4	.500	0	3	3	2.4	3	3	3	0	1	4	7.8	
at Boston College	12/04/2018	*	34:40	3-5	.600	1-2	.500	2-2	1.000	0	1	1	2.2	5	9	2	0	9	7.9		
Massachusetts	12/07/2018	*	29:00	2-7	.286	1-1	1.000	3-4	.750	1	1	2	2.2	2	2	3	2	1	8	7.9	
Central Conn. St.	12/16/2018	*	24:00	2-5	.400	1-3	.333	1-3	.333	1	3	4	2.4	1	5	2	2	2	6	7.7	
Albany (NY)	12/18/2018	*	17:00	2-6	.333	0-2	.000	1-2	.500	1	0	1	2.3	3	2	2	0	1	5	7.5	
at Texas	12/21/2018	*	18:00	2-5	.400	0-1	.000	0-0	.000	0	2	2	2.2	4	3	2	0	0	4	7.2	
Creighton	12/31/2018	*	31:00	3-12	.250	2-6	.333	3-4	.750	1	3	4	2.4	3	1	1	2	0	11	7.5	
Villanova	01/05/2019	*	28:00	2-6	.333	1-4	.250	0-3	.000	1	2	3	2.4	4	2	2	0	1	5	7.3	
at Georgetown	01/12/2019	*	13:48	1-3	.333	0-0	.000	0-0	.000	0	3	3	2.4	1	0	1	1	1	2	7.0	
Seton Hall	01/15/2019	*	30:00	4-7	.571	3-3	1.000	7-8	.875	0	3	3	2.5	3	2	1	0	1	18	7.6	
at Marquette	01/20/2019	*	19:37	1-5	.200	0-2	.000	0-2	.000	1	3	4	2.6	4	2	2	0	1	2	7.3	
at Xavier	01/23/2019	*	19:00	1-5	.200	0-2	.000	0-0	.000	1	0	1	2.5	1	3	1	0	0	2	7.1	
DePaul	01/27/2019	*	22:00	2-6	.333	0-1	.000	0-0	.000	0	4	4	2.6	2	1	1	0	1	4	6.9	
at Seton Hall	01/30/2019	*	24:41	2-4	.500	1-2	.500	3-3	1.000	0	1	1	2.5	1	1	0	0	8	7.0		
at DePaul	02/02/2019	*	28:28	5-11	.455	3-6	.500	4-4	1.000	2	3	5	2.6	2	1	3	0	1	17	7.4	
Georgetown	02/06/2019	*	25:00	3-8	.375	1-4	.250	1-2	.500	0	2	2	2.6	3	2	1	0	0	8	7.4	
at St. John's (NY)	02/09/2019	*	24:31	4-5	.800	1-1	1.000	2-2	1.000	0	3	3	2.6	4	1	0	1	0	11	7.6	
at Villanova	02/13/2019	*	16:44	2-2	1.000	0-0	.000	0-1	.000	0	2	2	2.6	5	2	2	0	0	4	7.4	
Xavier	02/16/2019	*	22:00	2-5	.400	0-2	.000	3-5	.600	0	2	2	2.5	3	2	2	0	3	7	7.4	
St. John's (NY)	02/20/2019	*	30:00	1-3	.333	0-1	.000	4-4	1.000	0	2	2	2.5	0	2	3	0	0	6	7.4	
Marquette	02/23/2019	*	31:00	4-11	.364	0-4	.000	0-0	.000	2	6	8	2.7	3	1	0	0	1	8	7.4	
at Butler	02/26/2019	*	29:07	0-4	.000	0-3	.000	0-0	.000	0	5	5	2.8	3	2	4	1	1	0	7.1	
at Creighton	03/06/2019	*	19:00	0-2	.000	0-1	.000	0-0	.000	0	2	2	2.8	2	1	3	0	0	0	6.9	
Butler	03/09/2019	*	21:00	0-3	.000	0-1	.000	5-6	.833	0	1	1	2.7	0	3	3	0	2	5	6.8	
vs Butler	03/13/2019	*	27:48	6-8	.750	2-3	.667	2-2	1.000	0	0	0	2.6	2	1	3	0	1	16	7.1	
vs Villanova	03/14/2019	*	28:28	3-10	.300	0-2	.000	0-1	.000	0	3	3	2.6	2	0	4	0	1	6	7.1	
Arkansas	03/19/2019	*	22:00	3-7	.429	0-1	.000	1-2	.500	0	3	3	2.6	0	2	1	1	0	7	7.1	
Totals			34	838:52	84-217	.387	22-74	.297	51-74	.689	19	71	90	2.6	85	73	72	11	23	241	7.1

2020-21...

#3 DUKE, David

Opponent	Date	GS	MIN	Total		3-Pointers		Free throws		Rebounds		PF	A	T/O	BLK	STL	PTS	AVG			
				FG-FGA	PCT	3FG-3FGA	PCT	FT-FTA	PCT	OFF	DEF								TOT	AVG	
Fairfield	11/25/2020	*	24:09	5-14	.357	3-4	.750	5-5	1.000	2	5	7	7.0	3	4	3	0	18	18.0		
vs Indiana	11/30/2020	*	32:47	3-12	.250	1-5	.200	5-7	.714	1	1	2	4.5	4	3	4	0	1	12	15.0	
vs Davidson	12/01/2020	*	29:15	6-13	.462	1-1	1.000	0-0	.000	2	3	5	4.7	4	0	0	0	1	13	14.3	
vs Alabama	12/02/2020	*	37:42	5-13	.385	2-5	.400	7-7	1.000	2	2	4	4.5	1	6	4	0	1	19	15.5	
Fairleigh Dickinson	12/05/2020	*	37:48	9-14	.643	0-3	.000	10-12	.833	0	8	8	5.2	0	1	2	0	2	28	18.0	
at TCU	12/09/2020	*	39:11	11-19	.579	5-8	.625	1-4	.250	0	1	1	4.5	2	7	3	0	2	28	19.7	
Totals			6	200:52	39-85	.459	12-26	.462	28-35	.800	7	20	27	4.5	14	21	16	0	7	118	19.7

2019-20...

#3 DUKE, David

Opponent	Date	GS	MIN	Total		3-Pointers		Free throws		Rebounds				PF	A	T/O	BLK	STL	PTS	AVG	
				FG	FGA	3PT	3PTA	PCT	FT	FTA	PCT	OFF	DEF								TOT
Sacred Heart	11/05/2019	*	28:00	4-8	500	1-1	1,000	2-2	1,000	1	5	6	6.0	4	8	0	0	0	11	11.0	
NJIT	11/09/2019	*	35:00	8-13	615	3-5	.600	2-4	.500	2	3	5	5.5	1	5	3	2	0	21	16.8	
at Northwestern	11/13/2019	*	30:38	4-10	.400	2-4	.500	4-5	.800	1	4	5	5.3	3	2	1	0	0	14	15.3	
Saint Peter's	11/16/2019	*	34:00	4-12	.333	1-2	.500	8-9	.889	0	4	4	5.0	4	6	2	0	2	17	15.8	
Merrimack	11/19/2019	*	32:00	4-11	.364	0-1	.000	2-2	1.000	2	3	5	5.0	2	5	0	0	3	10	14.6	
Penn	11/23/2019	*	22:00	1-7	.143	0-1	.000	0-0	.000	2	3	5	5.0	5	1	0	0	2	2	12.5	
vs Long Beach St.	11/28/2019	*	28:23	3-9	.333	1-3	.333	2-2	1.000	1	3	4	4.9	2	4	5	1	2	9	12.0	
vs Col. of Charleston	11/29/2019	*	35:39	7-8	.875	3-4	.750	5-6	.833	0	2	2	4.5	1	5	2	0	3	22	13.3	
vs Pepperdine	12/01/2019	*	21:01	3-6	.500	0-1	.000	4-4	1.000	2	3	5	4.6	4	1	2	0	1	10	12.9	
at Rhode Island	12/06/2019	*	32:27	4-12	.333	3-6	.500	1-2	.500	1	5	6	4.7	5	3	6	0	1	12	12.8	
Story Brook	12/14/2019	*	36:00	6-14	.429	4-6	.667	5-5	1.000	2	2	4	4.6	3	1	1	2	1	21	13.5	
vs Florida	12/17/2019	*	31:44	0-5	.000	0-2	.000	2-2	1.000	0	3	3	4.5	3	1	4	0	0	2	12.6	
Texas	12/21/2019	*	25:00	3-10	.300	2-5	.400	1-2	.500	1	1	2	4.3	2	2	1	0	2	9	12.3	
Georgetown	12/31/2019	*	33:00	4-6	.667	1-2	.500	1-2	.500	0	6	6	4.4	3	8	1	1	1	10	12.1	
at DePaul	01/04/2020	*	26:15	2-7	.286	1-3	.333	2-2	1.000	1	4	5	4.5	1	5	3	0	0	7	11.8	
at Marquette	01/07/2020	*	32:26	5-11	.455	0-1	.000	2-4	.500	1	1	2	4.3	5	5	1	0	0	12	11.8	
Butler	01/10/2020	*	34:09	4-10	.400	2-5	.400	5-6	.833	0	3	3	4.2	1	2	2	1	1	15	12.0	
St. John's (NY)	01/15/2020	*	38:06	0-5	.000	0-1	.000	7-10	.700	0	6	6	4.3	2	4	4	0	4	7	11.7	
at Creighton	01/18/2020	*	38:00	12-18	.667	6-8	.750	6-7	.857	2	2	4	4.3	3	2	3	0	3	36	13.0	
at Seton Hall	01/22/2020	*	37:23	3-10	.300	0-4	.000	3-3	1.000	2	1	3	4.3	4	5	1	0	1	9	12.8	
Villanova	01/25/2020	*	37:02	4-16	.250	2-6	.333	1-2	.500	0	10	10	4.5	3	1	2	0	2	11	12.7	
at Butler	02/01/2020	*	33:51	4-7	.571	0-1	.000	2-2	1.000	1	3	4	4.5	3	1	4	0	0	10	12.6	
Creighton	02/05/2020	*	35:09	4-7	.571	2-2	1.000	2-2	1.000	0	6	6	4.6	2	4	3	1	0	12	12.6	
at Xavier	02/08/2020	*	35:35	4-8	.500	2-4	.500	2-2	1.000	0	3	3	4.5	3	3	2	0	2	12	12.5	
at St. John's (NY)	02/12/2020	*	30:19	2-7	.286	1-4	.250	7-10	.700	0	2	2	4.4	4	2	6	1	1	12	12.5	
Seton Hall	02/15/2020	*	37:00	1-9	.111	1-4	.250	6-7	.857	0	5	5	4.4	3	1	3	0	1	9	12.4	
at Georgetown	02/19/2020	*	24:24	0-6	.000	0-3	.000	0-1	.000	0	2	2	4.3	3	3	1	0	5	0	11.9	
Marquette	02/22/2020	*	26:42	5-8	.625	0-0	.000	9-7	.714	1	1	2	4.3	5	4	1	1	2	15	12.0	
at Villanova	02/29/2020	*	36:30	1-7	.143	0-2	.000	1-1	1.000	0	6	6	4.3	2	1	1	0	0	3	11.7	
Xavier	03/04/2020	*	37:39	5-10	.500	3-6	.500	3-5	.600	0	1	1	4.2	2	2	2	0	4	16	11.9	
DePaul	03/07/2020	*	31:54	3-9	.333	0-3	.000	3-3	1.000	0	3	3	4.3	3	3	1	0	0	11	11.7	
Total			31	997.5	117-286	49	42-100	.520	96-121	.793	23	106	129.2	42	90	97	68	11	48	372	12.3



Kris Monroe #2
Junior

F

6-8

215

Raleigh, N.C./St. David's School '18

2020-21: Scored eight points and grabbed three rebounds versus Fairfield (11/25/20)...

2019-20: Grabbed five rebounds versus Sacred Heart (11/5/19)...Scored five points and grabbed two rebounds versus Saint Peter's (11/16/19)...Missed 21 games with an injury.

2018-19: Scored his first career points, going 1-2 from the field versus Wichita State (11/9/18)...Scored four points and grabbed three rebounds at Georgetown (1/12/19).

HIGH SCHOOL: Attended St. David's School in Raleigh, N.C....Played varsity basketball under coach Will Coley for three years... Averaged 21.8 points, 8.6 rebounds, 2.4 assists, and 2.8 steals per game his senior year...Averaged 20.3 points, 8.8 rebounds, 2.1 assists, and 2.3 steals per game during his high school career...Played AAU basketball for Team Wall under coach Tony Edwards... Received the Tom Suiter extra effort award and was named All-State his senior year...Ranked No. 43 power forward and No. 17 in the state by ESPN, No. 19 in the state by 247sports.com, No. 45 at his position by Rivals.com.

PROFILE

Name: Kris Monroe

Birthdate: August 8, 1999

Major: Health Policy and Management

Family: Son of Veronica Ragland. Has two brothers, James and Lee Pegram. Has one sister, Shatoya Atkins.

Favorite Teams: Oklahoma City Thunder, Pittsburg Steelers, and San Francisco Giants

Favorite Athletes: Kevin Durant and Russell Westbrook

Favorite Food: Chinese

Favorite Book: Kite Runner and Matilda

Biggest Thrill in Sports: Seeing big crowds.

MONROE, Kris

				Field Goals		3-Point		F-Throws		Rebounds									Scoring	
SEASON	TEAM	GP-GS	MIN/AVG	FG-FGA	FG%	3FG-FGA	3FG%	FT-FTA	FT%	OFF	DEF	TOT	AVG	PF-FO	AST	TO	BLK	STL	PTS	AVG
2018-19	PROV	20-0	76/3.8	7-33	.212	4-25	.160	4-4	1.000	3	12	15	0.8	11-0	2	3	0	1	22	1.1
2019-20	PROV	6-0	45/7.5	3-8	.375	2-7	.286	0-2	.000	1	8	9	1.5	3-0	1	1	1	3	8	1.3
2020-21	PROV	5-0	49/9.8	4-12	.333	1-8	.125	1-2	.500	4	3	7	1.4	4-0	2	0	1	0	10	2.0
TOTAL		31-0	170/5.5	14-53	.264	7-40	.175	5-8	.625	8	23	31	1.0	18-0	5	4	2	4	40	1.3

Single Game Highs

Statistic	Value	
Points	8	vs Fairfield 11/25/20
Rebounds	5	vs Sacred Heart 11/05/19
Assists	2	vs Fairfield 11/25/20
Steals	1	4 times
Blocks	1	vs Sacred Heart 11/05/19, vs Fairfield 11/25/20
FG Made	3	vs Fairfield 11/25/20
FG Attempts	5	vs Fairfield 11/25/20
3FG Made	1	7 times
3FG Attempts	4	at DePaul 02/02/19, vs Villanova 01/05/19
FT Made	2	vs Xavier 02/16/19, at Xavier 01/23/19
FT Attempts	2	4 times



2018-19...

#2 MONROE, Kris

Opponent	Date	GS	MIN	Total		3-Pointers		Free throws		Rebounds				PF	A	T/O	BLK	STL	PTS	AVG	
				FG-FGA	PCT	3FG-3FGA	PCT	FT-FTA	PCT	OFF	DEF	TOT	AVG								
vs Wichita St.	11/09/2018	04:00	1-2	.500		1-2	.500	0-0	.000	0	0	0	0.0	0	0	0	0	0	3	3.0	
vs South Carolina	11/17/2018	02:00	0-1	.000		0-0	.000	0-0	.000	0	0	0	0.0	1	1	0	0	0	1.5		
vs Michigan	11/18/2018	04:00	0-0	.000		0-0	.000	0-0	.000	0	2	2	0.7	1	0	0	0	0	1.0		
Fairleigh Dickinson	11/27/2018	02:00	0-1	.000		0-1	.000	0-0	.000	0	0	0	0.5	1	0	0	0	0	0.8		
Central Conn. St.	12/16/2018	03:00	0-1	.000		0-1	.000	0-0	.000	0	2	2	0.8	1	0	0	0	0	0.6		
Albany (NY)	12/18/2018	06:00	1-4	.250		0-2	.000	0-0	.000	0	2	2	1.0	1	0	0	0	2	0.8		
Villanova	01/05/2019	08:00	1-4	.250		1-4	.250	0-0	.000	0	0	0	0.9	0	0	0	0	3	1.1		
at Georgetown	01/12/2019	06:07	2-3	.667		0-1	.000	0-0	.000	2	1	3	1.1	1	0	1	0	0	4	1.5	
Seton Hall	01/15/2019	06:00	1-3	.333		1-3	.333	0-0	.000	0	1	1	1.1	0	0	0	0	3	1.7		
at Marquette	01/20/2019	04:45	1-3	.333		0-3	.000	0-0	.000	0	0	0	1.0	0	0	1	0	3	1.8		
at Xavier	01/23/2019	05:00	0-2	.000		0-1	.000	2-2	1.000	1	1	2	1.1	0	0	0	0	2	1.8		
DePaul	01/27/2019	04:00	0-2	.000		0-1	.000	0-0	.000	0	1	1	1.1	3	0	0	0	0	1.7		
at DePaul	02/02/2019	05:35	0-4	.000		0-4	.000	0-0	.000	0	0	0	1.0	0	0	0	0	1	0.5		
Georgetown	02/06/2019	01:00	0-2	.000		0-1	.000	0-0	.000	0	0	0	0.9	0	0	0	0	0	1.4		
at Villanova	02/13/2019	01:42	0-0	.000		0-0	.000	0-0	.000	0	1	1	0.9	1	0	0	0	0	1.3		
Xavier	02/16/2019	03:00	0-0	.000		0-0	.000	2-2	1.000	0	1	1	0.9	0	0	0	0	2	1.4		
St. John's (NY)	02/20/2019	03:00	0-0	.000		0-0	.000	0-0	.000	0	0	0	0.9	0	0	1	0	0	1.3		
Butler	03/09/2019	01:00	0-0	.000		0-0	.000	0-0	.000	0	0	0	0.8	1	0	0	0	0	1.2		
vs Butler	03/13/2019	02:03	0-0	.000		0-0	.000	0-0	.000	0	0	0	0.8	0	0	0	0	0	1.2		
Arkansas	03/19/2019	04:00	0-1	.000		0-1	.000	0-0	.000	0	0	0	0.8	0	1	0	0	0	1.1		
Totals			0	76:12	7-33	.212	4-25	.160	4-4	1.000	3	12	15	0.8	11	2	3	0	1	22	1.1

2019-20...

#2 MONROE, Kris

Opponent	Date	GS	MIN	Total		3-Pointers		Free throws		Rebounds				PF	A	T/O	BLK	STL	PTS	AVG
				FG-FGA	PCT	3FG-3FGA	PCT	FT-FTA	PCT	OFF	DEF	TOT	AVG							
Sacred Heart	11/05/2019	16:00	0-2	.000	0-2	.000	0-2	.000	0-0	1	4	5	5.0	2	1	0	1	0	0	0.0
NJIT	11/09/2019	04:00	1-2	.500	1-2	.500	0-0	.000	0-0	0	0	2.5	0	0	0	0	0	0	3	1.5
Saint Peter's	11/16/2019	13:00	2-3	.667	1-2	.500	0-0	.000	0-0	0	2	2	2.3	1	0	0	0	1	5	2.7
Merrimack	11/19/2019	04:00	0-1	.000	0-1	.000	0-0	.000	0-0	0	1	1	2.0	0	0	0	0	1	0	2.0
vs Col. of Charleston	11/29/2019	02:50	0-0	.000	0-0	.000	0-0	.000	0-0	0	0	1.6	0	0	0	0	0	0	0	1.6
at Rhode Island	12/06/2019	05:17	0-0	.000	0-0	.000	0-0	.000	0-0	0	1	1	1.5	0	0	1	0	1	0	1.3
Totals		0	45:07	3-8	.375	2-7	.286	0-2	.000	1	8	9	1.5	3	1	1	1	3	8	1.3

2020-21...

#2 MONROE, Kris

21 MINUTES, 11/25																					
Opponent	Date	GS	MIN	Total		3-Pointers		Free throws		Rebounds				PF	A	T/O	BLK	STL	PTS	AVG	
				FG-FGA	PCT	3FG-3FGA	PCT	FT-FTA	PCT	OFF	DEF	TOT	AVG								
Fairfield	11/25/2020		14:43	3-5	.600	1-2	.500	1-2	.500	3	0	3	3.0	1	2	0	1	0	8	8.0	
vs Indiana	11/30/2020		05:14	0-2	.000	0-2	.000	0-0	.000	0	1	1	2.0	0	0	0	0	0	0	4.0	
vs Davidson	12/01/2020		16:24	1-3	.333	0-2	.000	0-0	.000	1	1	2	2.0	1	0	0	0	0	2	3.3	
vs Alabama	12/02/2020		06:57	0-1	.000	0-1	.000	0-0	.000	0	1	1	1.8	1	0	0	0	0	2.5		
Fairleigh Dickinson	12/05/2020		05:41	0-1	.000	0-1	.000	0-0	.000	0	0	0	1.4	1	0	0	0	0	2.0		
Totals			0	48:59	4-12	.333	1-8	.125	1-2	.500	4	3	7	1.4	4	2	0	1	0	10	2.0



Jimmy Nichols, Jr. #5

Junior

F

6-8

220

Conway, S.C./Conway High School '18

2020-21: Scored six points and was 4-4 from the free-throw line versus Alabama (12/2/20)...Scored eight points and grabbed three rebounds at TCU (12/9/20)...

2019-20: Recorded two points and four rebounds versus NJIT (11/9/19)...Scored seven points and grabbed four rebounds versus Saint Peter's (11/16/19)...Missed 25 games with an injury.

2018-19: Made his collegiate debut versus Siena (11/6/18)...Scored six point and recorded three assists versus Wichita State (11/9/18)...Scored four points and grabbed four rebounds versus South Carolina (11/17/18)...Scored six points and grabbed three rebounds versus Iona (11/24/18)...Scored four points versus Fairleigh Dickinson (11/27/18)...Scored seven points and grabbed four rebounds at Boston College (12/4/18)...Scored seven points and grabbed three rebounds versus UMass (12/7/18)...Scored seven points and grabbed nine rebounds versus Central Connecticut (12/16/18)...Recorded six points and grabbed five rebounds versus Albany (12/18/18)...Recorded six points and six rebounds at Texas (12/21/18)...Scored seven points, grabbed six rebounds, added three assists and made two blocks at No. 15/13 Marquette (1/20/19).

HIGH SCHOOL: Attended Conway High School in Conway, S.C...Played varsity basketball for coach Michael Hopkins for three years...Eclipsed 1000 career points, 500 rebounds, and 100 blocks throughout his high school career...Averaged 19.1 points, 11.2 rebounds, 4.0 assists, and 3.0 blocks per game his senior year...Averaged 16 points and 10 rebounds per game as a junior...Voted a Class 5A All-Star by South Carolina state basketball coaches...Named Player of the Year in Class 5A...Played AAU basketball for Gardner Road on the Adidas Gauntlet circuit...Averaged 9.7 points and 4.7 rebounds during his time on the circuit, while shooting 46.7 percent from the field...Ranked No. 34 power forward and No. 5 in South Carolina by 247sports.com, and No. 32 power forward by Rivals.com.

PROFILE

Name: Jimmy Nichols Jr.

Birthdate: July 6, 2000

Major: Social Science

Family: Son of Jimmy Nichols, Sr. and Jennifer Nichols. Has two brothers, Jay Babb and Jubril Nichols and has two sisters, Rochelle Doughty and Mya Nichols.

Interests/Hobbies: Fashion

Favorite Teams: Charlotte Hornets

Favorite Athletes: Kevin Durant

NICHOLS, JR. , Jimmy

				Field Goals		3-Point		F-Throws		Rebounds										Scoring	
SEASON	TEAM	GP-GS	MIN/AVG	FG-FGA	FG%	3FG-FGA	3FG%	FT-FTA	FT%	OFF	DEF	TOT	AVG	PF-FO	AST	TO	BLK	STL	PTS	AVG	
2018-19	PROV	30-18	346/11.5	33-75	.440	5-20	.250	10-22	.455	25	43	68	2.3	35-0	15	24	27	6	81	2.7	
2019-20	PROV	5-1	59/11.7	5-13	.385	0-4	.000	1-3	.333	2	9	11	2.2	8-0	2	4	2	1	11	2.2	
2020-21	PROV	5-0	52/10.5	6-9	.667	0-2	.000	4-4	1.000	2	5	7	1.4	11-0	1	3	5	2	16	3.2	
TOTAL		40-19	457/11.4	44-97	.454	5-26	.192	15-29	.517	29	57	86	2.2	54-0	18	31	34	9	108	2.7	

Single Game Highs

Statistic	Value	
Points	8	at TCU 12/09/20
Rebounds	9	vs Central Conn. St. 12/16/18
Assists	4	vs Central Conn. St. 12/16/18
Steals	1	9 times
Blocks	4	vs Michigan 11/18/18
FG Made	4	at TCU 12/09/20
FG Attempts	7	vs Wichita St. 11/09/18, vs Georgetown 02/06/19, at Texas 12/21/18
3FG Made	1	5 times
3FG Attempts	2	8 times
FT Made	4	vs Alabama 12/02/20
FT Attempts	4	vs Central Conn. St. 12/16/18, vs Alabama 12/02/20



2018-19...

#5 NICHOLS, JR. , Jimmy

Opponent	Date	GS	MIN	Total		3-Pointers		Free throws		Rebounds				PF	A	T/O	BLK	STL	PTS	AVG	
				FG-FGA	PCT	3FG-3FGA	PCT	FT-FTA	PCT	OFF	DEF	TOT	AVG								
Siena	11/06/2018		05:00	0-0	.000	0-0	.000	0-0	.000	0	0	0	0.0	1	0	0	0	1	0	0.0	
vs Wichita St.	11/09/2018		16:00	3-7	.429	0-1	.000	0-2	.000	2	0	2	1.0	2	3	1	0	0	6	3.0	
Holy Cross	11/13/2018		04:00	0-0	.000	0-0	.000	0-0	.000	0	0	0	0.7	1	0	0	0	0	0	2.0	
vs South Carolina	11/17/2018	*	18:00	2-2	1.000	0-0	.000	0-0	.000	1	3	4	1.5	3	0	2	1	0	4	2.5	
vs Michigan	11/18/2018	*	18:00	1-4	.250	0-1	.000	1-3	.333	1	1	2	1.6	3	0	1	4	0	3	2.6	
Iona	11/24/2018	*	10:00	3-5	.600	0-1	.000	0-0	.000	2	1	3	1.8	0	1	1	0	0	6	3.2	
Fairleigh Dickinson	11/27/2018	*	17:00	2-2	1.000	0-0	.000	0-0	.000	1	0	1	1.7	1	0	2	1	0	4	3.3	
Rhode Island	12/01/2018	*	19:00	0-2	.000	0-0	.000	2-2	1.000	0	5	5	2.1	1	0	0	1	0	2	3.1	
at Boston College	12/04/2018	*	17:00	3-4	.750	1-1	1.000	0-0	.000	1	3	4	2.3	4	0	0	1	0	7	3.6	
Massachusetts	12/07/2018	*	17:00	3-3	1.000	1-1	1.000	0-0	.000	1	2	3	2.4	0	2	1	0	0	7	3.9	
Central Conn. St.	12/16/2018	*	29:00	2-6	.333	1-2	.500	2-4	.500	5	4	9	3.0	2	4	2	2	0	7	4.2	
Albany (NY)	12/18/2018	*	24:00	3-6	.500	0-1	.000	0-0	.000	2	3	5	3.2	2	0	1	2	1	6	4.3	
at Texas	12/21/2018	*	25:00	3-7	.429	0-2	.000	0-0	.000	0	1	5	6.3	4	1	1	2	0	6	4.5	
Creighton	12/31/2018	*	19:00	2-5	.400	1-2	.500	0-0	.000	2	1	3	3.4	0	2	1	1	5	4.5		
Villanova	01/05/2019	*	05:00	0-0	.000	0-0	.000	0-0	.000	0	0	0	3.1	1	0	0	0	0	0	4.2	
at Georgetown	01/12/2019	*	11:38	0-2	.000	0-2	.000	0-0	.000	0	1	1	3.0	2	0	1	1	1	0	3.9	
Seton Hall	01/15/2019	*	05:00	0-0	.000	0-0	.000	0-0	.000	0	1	1	2.9	0	0	0	0	1	0	3.7	
at Marquette	01/20/2019	*	24:02	3-4	.750	0-1	.000	1-3	.333	3	3	6	3.1	3	3	1	2	0	7	3.9	
at Xavier	01/23/2019	*	10:00	1-3	.333	1-1	1.000	0-0	.000	0	1	1	2.9	0	0	2	1	0	3	3.8	
DePaul	01/27/2019		02:00	0-0	.000	0-0	.000	0-2	.000	0	0	0	2.8	0	0	0	0	0	0	3.7	
at Seton Hall	01/30/2019	*	04:20	0-2	.000	0-0	.000	0-0	.000	0	0	0	2.7	1	0	2	0	1	0	3.5	
at DePaul	02/02/2019		00:26	0-0	.000	0-0	.000	0-0	.000	0	0	0	2.5	0	0	0	0	0	0	3.3	
Georgetown	02/06/2019	*	14:00	2-7	.286	0-2	.000	0-0	.000	1	2	3	2.6	1	0	1	1	1	4	3.3	
at Villanova	02/13/2019		01:42	0-1	.000	0-0	.000	1-2	.500	0	1	1	2.5	0	0	1	0	0	1	3.3	
Xavier	02/16/2019		06:00	0-1	.000	0-0	.000	0-0	.000	0	0	0	2.4	0	1	1	3	0	0	3.1	
St. John's (NY)	02/20/2019		05:00	0-1	.000	0-1	.000	0-0	.000	0	1	1	2.3	1	0	0	2	0	0	3.0	
at Creighton	03/06/2019		04:00	0-0	.000	0-0	.000	0-0	.000	0	2	2	2.3	0	0	0	0	0	0	2.9	
Butler	03/09/2019		02:00	0-0	.000	0-0	.000	0-0	.000	1	0	1	2.3	0	0	0	0	0	0	2.8	
vs Butler	03/13/2019		02:40	0-0	.000	0-0	.000	1-2	.500	0	2	2	2.3	1	0	1	0	0	1	2.7	
Arkansas	03/19/2019		09:00	0-1	.000	0-1	.000	2-2	1.000	1	1	2	2.3	1	0	0	1	0	2	2.7	
Totals			18	345:48	33-75	.440	5-20	.250	10-22	.455	25	43	68	2.3	35	15	24	27	6	81	2.7

2019-20...

#5 NICHOLS, JR. , Jimmy

Opponent	Date	GS	MIN	Total		3-Pointers		Free throws		Rebounds				PF	A	T/O	BLK	STL	PTS	AVG
				FG-FGA	PCT	3FG-3FGA	PCT	FT-FTA	PCT	OFF	DEF	TOT	AVG							
NJIT	11/09/2019		17:00	1-3	.333	0-2	.000	0-0	.000	0	4	4	4.0	2	1	1	0	0	2	2.0
at Northwestern	11/13/2019		05:42	1-1	1.000	0-0	.000	0-0	.000	0	0	0	2.0	2	0	0	0	0	2	2.0
Saint Peter's	11/16/2019	*	24:00	3-6	.500	0-2	.000	1-3	.333	1	3	4	2.7	2	1	1	2	1	7	3.7
Merrimack	11/19/2019		08:00	0-3	.000	0-0	.000	0-0	.000	1	1	2	2.5	1	0	2	0	0	0	2.8
Penn	11/23/2019		04:00	0-0	.000	0-0	.000	0-0	.000	0	1	1	2.2	1	0	0	0	0	0	2.2
Totals			1	58:42	5-13	.385	0-4	.000	1-3	.333	2	9	11	2.2	8	2	4	2	11	2.2

2020-21...

#5 NICHOLS, JR. , Jimmy

Opponent	Date	GS	MIN	Total		3-Pointers		Free throws		Rebounds				PF	A	T/O	BLK	STL	PTS	AVG	
				FG-FGA	PCT	3FG-3FGA	PCT	FT-FTA	PCT	OFF	DEF	TOT	AVG								
vs Indiana	11/30/2020		06:15	0-0	.000	0-0	.000	0-0	.000	0	1	1	1.0	1	0	1	0	0	0	0.0	
vs Davidson	12/01/2020		00:01	0-0	.000	0-0	.000	0-0	.000	0	0	0	0.5	0	0	0	0	0	0	0.0	
vs Alabama	12/02/2020		17:41	1-3	.333	0-2	.000	4-4	1.000	1	0	1	0.7	3	0	0	1	1	6	2.0	
Fairleigh Dickinson	12/05/2020		12:53	1-2	.500	0-0	.000	0-0	.000	0	2	2	1.0	4	0	1	3	0	2	2.0	
at TCU	12/09/2020		15:33	4-4	1.000	0-0	.000	0-0	.000	1	2	3	1.4	3	1	1	1	1	8	3.2	
Totals			0	52:24	6-9	.667	0-2	.000	4-4	1.000	2	5	7	1.4	11	1	3	5	2	16	3.2



2018-19...

#10 REEVES, A.J.

Opponent	Date	GS	MIN	Total		3-Pointers		Free throws		Rebounds				PF	A	T/O	BLK	STL	PTS	AVG	
				FG-FGA	PCT	3FG-3FGA	PCT	FT-FTA	PCT	OFF	DEF	TOT	AVG								
Siena	11/06/2018	*	30:00	10-13	.769	7-9	.778	2-2	1.000	1	1	2	2.0	1	1	1	1	1	29	29.0	
vs Wichita St.	11/09/2018	*	28:00	7-10	.700	2-5	.400	3-4	.750	1	1	2	2.0	3	1	3	0	1	19	24.0	
Holy Cross	11/13/2018	*	21:00	2-7	.286	1-4	.250	0-0	.000	0	3	3	2.3	0	1	2	1	1	5	17.7	
vs South Carolina	11/17/2018	*	20:00	2-7	.286	1-3	.333	5-5	1.000	1	1	2	2.3	1	0	1	0	2	10	15.8	
vs Michigan	11/18/2018	*	19:00	2-5	.400	0-2	.000	1-2	.500	2	2	4	2.6	1	0	2	0	0	5	13.6	
Iona	11/24/2018	*	31:00	8-12	.667	4-7	.571	0-1	.000	2	1	3	2.7	3	1	1	0	0	20	14.7	
Fairleigh Dickinson	11/27/2018	*	29:00	2-6	.333	1-4	.250	2-2	1.000	0	3	3	2.7	3	0	1	0	2	7	13.6	
Rhode Island	12/01/2018	*	32:00	5-12	.417	3-6	.500	2-4	.500	0	4	4	2.9	2	0	2	0	1	15	13.8	
at Boston College	12/04/2018	*	36:55	8-18	.444	4-9	.444	4-7	.571	1	1	2	2.8	2	3	1	0	2	24	14.9	
Massachusetts	12/07/2018	*	30:00	3-8	.375	1-4	.250	1-1	1.000	0	2	2	2.7	0	0	1	1	1	8	14.2	
DePaul	01/27/2019		11:00	3-7	.429	3-6	.500	2-3	.667	0	3	3	2.7	0	0	0	0	2	11	13.9	
at Seton Hall	01/30/2019		09:30	0-4	.000	0-3	.000	0-0	.000	0	1	1	2.6	0	0	0	0	1	0	12.8	
at DePaul	02/02/2019		10:26	2-4	.500	0-2	.000	0-0	.000	0	0	0	2.4	0	0	0	0	0	4	12.1	
Georgetown	02/06/2019	*	19:00	1-5	.200	1-5	.200	0-0	.000	0	1	1	2.3	3	0	1	0	0	3	11.4	
at St. John's (NY)	02/09/2019		16:31	2-10	.200	2-5	.400	0-0	.000	2	1	3	2.3	1	1	0	0	2	6	11.1	
at Villanova	02/13/2019	*	17:30	2-5	.400	2-3	.667	0-0	.000	0	2	2	2.3	1	2	0	0	0	6	10.8	
Xavier	02/16/2019	*	24:00	1-6	.167	1-3	.333	2-2	1.000	0	2	2	2.3	0	1	0	0	3	5	10.4	
St. John's (NY)	02/20/2019	*	27:00	1-4	.250	1-2	.500	5-5	1.000	0	5	5	2.4	1	1	1	0	1	8	10.3	
Marquette	02/23/2019	*	25:00	5-9	.556	3-7	.429	0-0	.000	0	0	0	2.3	3	0	1	0	1	13	10.4	
at Butler	02/26/2019	*	30:54	3-11	.273	0-6	.000	1-2	.500	2	2	4	2.4	1	3	1	0	2	7	10.3	
at Creighton	03/06/2019	*	21:00	3-9	.333	0-4	.000	0-0	.000	3	3	6	2.6	0	1	3	0	0	6	10.0	
Butler	03/09/2019	*	25:00	9-13	.692	6-8	.750	0-0	.000	0	4	4	2.6	0	1	0	0	0	24	10.7	
vs Butler	03/13/2019	*	16:15	1-3	.333	1-3	.333	0-0	.000	0	4	4	2.7	2	0	0	0	0	3	10.3	
vs Villanova	03/14/2019	*	21:40	2-7	.286	1-4	.250	0-0	.000	2	8	10	3.0	3	0	2	0	1	5	10.1	
Arkansas	03/19/2019	*	18:00	1-6	.167	0-4	.000	1-4	.250	1	3	4	3.0	3	0	1	0	0	3	9.8	
Totals				21 569:40	85-201	.423	45-118	.381	13-44	.705	18	58	76	3.0	35	16	25	3	24	246	9.8

2019-20...

#10 REEVES, A.J.

Opponent	Date	GS	MIN	Total		3-Pointers		Free throws		Rebounds				PF	A	T/O	BLK	STL	PTS	AVG
				FG-FGA	PCT	3FG-3FGA	PCT	FT-FTA	PCT	OFF	DEF	TOT	AVG							
Sacred Heart	11/05/2019	*	22:00	6-10	.600	3-6	.500	0-0	.000	0	3	3	3.0	2	4	0	1	3	15	15.0
NJIT	11/09/2019	*	19:00	1-3	.333	0-2	.000	4-6	.667	0	3	3	3.0	4	3	2	0	1	6	10.5
at Northwestern	11/13/2019	*	14:35	0-5	.000	0-3	.000	0-0	.000	0	0	0	2.0	1	1	3	0	0	0	7.0
Merrimack	11/19/2019	*	19:00	1-2	.500	0-1	.000	4-6	.667	0	3	3	2.3	1	0	1	0	2	6	6.8
Penn	11/23/2019	*	22:00	2-4	.500	0-1	.000	1-2	.500	0	2	2	2.2	1	1	1	1	0	5	6.4
vs Long Beach St.	11/28/2019		11:42	2-6	.333	1-3	.333	0-0	.000	1	0	1	2.0	2	0	2	0	0	5	6.2
vs Col. of Charleston	11/29/2019		17:24	1-5	.200	0-1	.000	0-0	.000	1	2	3	2.1	2	2	1	0	0	2	5.6
vs Pepperdine	12/01/2019		26:38	4-8	.500	2-6	.333	5-6	.833	2	2	4	2.4	2	1	3	0	0	15	6.8
at Rhode Island	12/06/2019		24:00	2-9	.222	0-2	.000	2-4	.500	2	3	5	2.7	2	2	2	0	2	6	6.7
Stony Brook	12/14/2019		14:00	3-11	.273	3-8	.375	0-0	.000	0	2	2	2.6	1	1	1	0	1	9	6.9
vs Florida	12/17/2019		18:16	0-8	.000	0-6	.000	0-0	.000	3	1	4	2.7	4	0	1	0	0	0	6.3
Texas	12/21/2019		22:00	2-6	.333	1-4	.250	0-0	.000	1	1	2	2.7	1	1	1	0	3	5	6.2
Georgetown	12/31/2019		20:00	5-11	.455	3-8	.375	0-1	.000	0	5	5	2.8	0	0	3	0	2	13	6.7
at DePaul	01/04/2020		09:35	0-2	.000	0-2	.000	0-0	.000	0	3	3	2.9	0	1	0	0	0	0	6.2
at Marquette	01/07/2020		30:36	4-7	.571	2-5	.400	0-0	.000	0	3	3	2.9	0	0	1	1	3	10	6.5
Butler	01/10/2020		24:17	1-7	.143	1-4	.250	0-0	.000	1	1	2	2.8	1	1	0	0	2	3	6.3
at Seton Hall	01/22/2020		20:08	2-6	.333	2-6	.333	0-0	.000	1	1	2	2.8	3	1	1	1	2	6	6.2
Villanova	01/25/2020	*	27:11	3-8	.375	1-5	.200	2-3	.667	3	3	6	2.9	0	0	1	0	1	9	6.4
at Butler	02/01/2020	*	23:22	3-7	.429	1-3	.333	1-1	1.000	1	3	4	3.0	2	2	1	0	0	8	6.5
Creighton	02/05/2020	*	26:44	8-13	.615	6-8	.750	0-0	.000	0	3	3	3.0	1	1	1	0	0	22	7.3
at Xavier	02/08/2020	*	24:16	1-3	.333	0-1	.000	0-0	.000	0	3	3	3.0	2	1	1	0	0	2	7.0
at St. John's (NY)	02/12/2020	*	31:12	4-9	.444	2-5	.400	2-2	1.000	1	5	6	3.1	3	1	1	1	0	12	7.2
Seton Hall	02/15/2020	*	27:22	2-8	.250	0-1	.000	0-0	.000	2	1	3	3.1	3	1	2	1	0	4	7.1
at Georgetown	02/19/2020	*	15:09	2-3	.667	2-3	.667	0-0	.000	0	0	0	3.0	1	1	2	1	0	6	7.0
Marquette	02/22/2020	*	22:02	3-6	.500	3-6	.500	2-3	.667	0	4	4	3.0	2	0	1	0	0	11	7.2
at Villanova	02/29/2020	*	15:48	0-4	.000	0-1	.000	0-0	.000	0	1	1	3.0	1	2	0	0	0	0	6.9
Xavier	03/04/2020	*	33:06	3-7	.429	1-2	.500	0-0	.000	2	1	3	3.0	2	2	2	0	1	7	6.9
DePaul	03/07/2020	*	30:31	6-12	.500	4-8	.500	3-5	.600	3	4	7	3.1	4	2	2	0	0	19	7.4
Totals			16 611:54	71-190	.374	38-111	.342	26-39	.667	24	63	87	3.1	48	33	36	6	23	206	7.4

2020-21...

#11 REEVES, A.J.

Opponent	Date	GS	MIN	Total		3-Pointers		Free throws		Rebounds				PF	A	T/O	BLK	STL	PTS	AVG
				FG-FGA	PCT	3FG-3FGA	PCT	FT-FTA	PCT	OFF	DEF	TOT	AVG							
Fairfield	11/25/2020	*	26:45	5-12	.417	2-7	.286	2-3	.667	0	2	2	2.0	2	2	0	0	2	14	14.0
vs Indiana	11/30/2020	*	27:03	3-8	.375	1-5	.200	1-1	1.000	0	3	3	2.5	4	1	3	0	1	8	11.0
vs Davidson	12/01/2020	*	33:03	0-4	.000	0-3	.000	5-6	.833	0	4	4	3.0	3	0	0	0	1	5	9.0
vs Alabama	12/02/2020	*	19:34	3-8	.375	1-5	.200	3-3	1.000	1	2	3	3.0	0	0	1	0	1	10	9.3
Fairleigh Dickinson	12/05/2020	*	12:12	0-5	.000	0-5	.000	2-4	.500	0	3	3	3.0	0	1	1	0	1	2	7.8
at TCU	12/09/2020	*	24:46	3-7	.429	1-3	.333	0-0	.000	1	3	4	3.2	0	2	1	0	3	7	7.7
Totals			6 143:23	14-44	.318	5-28	.179	13-17	.765	2	17	19	3.2	9	6	6	0	9	46	7.7



Jared Bynum #4
RS Sophomore

G

5-10

180

Largo, Md./Georgetown Prep '18/Saint Joseph's

2020-21: Scored four point and dished off eight assists in his Friar debut versus Fairfield (11/25/20)...Scored 14 points and added five assists versus Davidson (12/1//20)...Recorded eight assists at TCU (12/9/20)...

2019-20: Sat out the season due to NCAA Transfer Rules.

2018-19: Played in 33 games for St. Joseph's...Scored 14 points and registered two assists versus Old Dominion (11/9/18)... Recorded seven points and five assists against Monmouth (11/12/18)...Scored 11 points, grabbed five rebounds, dished out four assists, and had four steals against Wake Forest (11/15/18)...Scored six points and had four assists versus UCF (11/16/18)... Recorded 16 points and grabbed six rebounds against West Virginia (11/18/18)...Scored 12 points and registered five assists at William & Mary (11/24/18)... Scored 17 points and grabbed four rebounds against UIC (11/18/18)...Scored 23 points and five assists against Temple (12/1/18)...Scored 19 points and had six assists versus Princeton (12/5/18)...Recorded 12 points, four rebounds, and three assists against George Washington (1/6/19)...Scored 14 points and had eight assists against Duquesne (1/12/19)...Registered 12 points, seven rebounds, and nine assists versus Davidson (1/15/19)...Scored 18 points, and had six rebounds and eight assists at Saint Louis (1/18/19)...Scored 12 points and grabbed four rebounds against Richmond (1/23/19)...

Recorded 14 points, five rebounds, and seven assists against Pennsylvania (1/26/19)...Scored 20 points, grabbed five rebounds, and dished out six assists against Saint Louis (2/8/19)...Registered 11 points, five rebounds, and four assists against La Salle (3/2/19)...Scored 19 points and had seven assists against URI (3/5/19)... Recorded 16 points, four rebounds, and three assists in an A-10 Tournament game against Duquesne (3/14/19).

HIGH SCHOOL: Attended Georgetown Prep in Washington D.C...Averaged 17.5 points and six assists as a senior...Named Interstate Athletic Conference Player of the Year in 2018... Led the team to IEC regular season and tournament titles...Was All-Metropolitan First-Team and All Conference First-Team in 2018...Averaged 16 points and five assists during his junior year season...Throughout his career he was named to the All-Conference First-Team three times and scored over 1,000 points.

PROFILE:

Name: Jared Bynum

Birthdate: March 16, 1999

Major: Management

Family: Son of Andria and Milton Bynum. Has one sister, Jaida

Favorite Athletes: Chris Paul, Steph Curry, Kyrie Irving

Favorite Teams: Washington Wizards

Favorite Food: Pizza

Biggest Thrill in Sports: Winning

BYNUM, Jared

				Field Goals		3-Point		F-Throws		Rebounds				Scoring						
SEASON	TEAM	GP-GS	MIN/AVG	FG-FGA	FG%	3FG-FGA	3FG%	FT-FTA	FT%	OFF	DEF	TOT	AVG	PF-FO	AST	TO	BLK	STL	PTS	AVG
2018-19	SJU	33-33	1209/36.6	126-303	.416	35-102	.343	87-126	.690	15	105	120	3.6	52-0	147	63	5	44	374	11.3
2020-21	PROV	6-6	174/28.9	10-37	.270	0-17	.000	12-16	.750	1	7	8	1.3	14-0	26	5	1	6	32	5.3
TOTAL FOR PROV		6-6	174/28.9	10-37	.270	0-17	.000	12-16	.750	1	7	8	1.3	14-0	26	5	1	6	32	5.3
TOTAL		39-39	1382/35.4	136-340	.400	35-119	.294	99-142	.697	16	112	128	3.3	66-0	173	68	6	50	406	10.4

Single Game Highs

Statistic	Value	
Points	23	vs Temple 12/01/18
Rebounds	9	at Villanova 12/08/18
Assists	9	vs Davidson 01/15/19
Steals	4	vs La Salle 03/02/19, vs Wake Forest 11/15/18
Blocks	1	6 times
FG Made	8	vs Saint Louis 02/08/19
FG Attempts	15	at Saint Louis 01/18/19
3FG Made	4	vs West Virginia 11/18/18
3FG Attempts	6	vs Saint Louis 02/08/19, at Princeton 12/05/18, vs West Virginia 11/18/18
FT Made	9	vs UIC 11/28/18, vs Duquesne 03/14/19
FT Attempts	10	vs La Salle 03/02/19, vs West Virginia 11/18/18, vs Duquesne 03/14/19



2018-19...

#3 BYNUM, Jared

Opponent	Date	GS	MIN	Total		3-Pointers		Free throws				Rebounds			PF	A	T/O	BLK	STL	PTS	AVG
				FG-FGA	PCT	3FG-3FGA	PCT	FT-FTA	PCT	OFF	DEF	TOT	AVG								
Old Dominion	11/09/2018	*	31:07	5-8	.625	2-2	1.000	2-3	.667	0	2	2	2.0	2	2	0	2	2	0	14	14.0
Marmouth	11/12/2018	*	36:31	9-11	.273	1-4	.250	0-0	.000	0	0	0	0.0	1	5	1	2	5	1	2	10.5
vs Wake Forest	11/15/2018	*	31:53	5-7	.714	1-2	.500	0-0	.000	0	5	5	2.7	1	4	0	4	0	4	11.0	11.7
vs UCF	11/16/2018	*	33:48	3-8	.375	0-2	.000	0-0	.000	0	2	2	2.5	0	4	0	1	6	1	9	9.5
vs West Virginia	11/18/2018	*	37:07	4-12	.333	4-6	.667	4-10	.400	1	5	6	3.2	3	2	0	3	0	3	16	10.8
at William & Mary	11/24/2018	*	35:56	4-7	.571	2-3	.667	2-2	1.000	0	3	3	3.2	1	5	1	0	3	3	12	11.0
UIC	11/28/2018	*	34:30	4-7	.571	0-2	.000	9-9	1.000	0	4	4	3.3	2	2	0	0	0	17	11.9	
Temple	12/01/2018	*	33:08	7-9	.778	2-3	.667	7-8	.875	0	3	3	3.3	2	5	2	0	1	23	13.3	
at Princeton	12/05/2018	*	39:00	7-13	.538	3-6	.500	2-2	1.000	0	1	1	3.0	1	6	2	0	2	19	13.9	
at Villanova	12/08/2018	*	35:09	3-11	.273	0-2	.000	3-3	1.000	1	8	9	3.6	2	4	3	0	0	9	13.4	
Loyola Chicago	12/22/2018	*	30:24	2-7	.286	1-4	.250	0-0	.000	0	1	1	3.4	1	1	2	1	1	9	12.6	
Wagner	12/29/2018	*	36:00	4-11	.364	0-4	.000	0-1	.000	0	3	3	3.3	0	4	1	0	8	12.3		
George Mason	01/03/2019	*	32:20	2-5	.400	0-2	.000	5-6	.833	1	4	5	3.5	1	3	2	0	0	9	12.0	
George Washington	01/06/2019	*	37:23	5-12	.417	1-4	.250	1-2	.500	1	3	4	3.5	2	3	1	0	3	12	12.0	
at St. Bonaventure	01/09/2019	*	34:01	1-7	.143	0-2	.000	3-4	.750	0	3	3	3.5	2	2	3	0	1	5	11.5	
at Duquesne	01/12/2019	*	36:00	4-10	.400	1-2	.500	5-7	.714	0	3	3	3.4	3	8	1	1	1	14	11.7	
Davidson	01/15/2019	*	40:00	4-9	.444	1-3	.333	3-5	.600	2	5	7	3.6	1	9	3	0	1	12	11.7	
at Saint Louis	01/18/2019	*	40:00	5-15	.333	2-5	.400	6-8	.750	1	5	6	3.8	2	8	3	0	3	18	12.1	
Richmond	01/23/2019	*	40:00	4-9	.444	1-3	.333	3-4	.750	0	0	0	3.6	2	4	3	0	0	12	12.1	
Penn	01/26/2019	*	40:00	5-14	.357	1-3	.333	3-6	.500	1	4	5	3.7	3	7	4	0	0	14	12.2	
at Dayton	01/29/2019	*	40:00	2-10	.200	1-5	.200	0-1	.000	0	5	5	3.7	1	5	4	0	0	5	11.8	
Massachusetts	02/02/2019	*	40:00	3-8	.375	0-1	.000	4-6	.667	1	4	5	3.8	1	4	5	1	2	10	11.7	
at La Salle	02/05/2019	*	40:00	1-9	.111	0-1	.000	2-4	.500	0	3	3	3.7	1	5	3	0	1	4	11.4	
Saint Louis	02/08/2019	*	39:03	8-13	.615	3-6	.500	1-3	.333	0	5	5	3.8	2	6	1	0	1	20	11.8	
St. Bonaventure	02/12/2019	*	38:21	2-11	.182	1-5	.200	0-0	.000	0	0	0	3.6	0	3	1	0	1	5	11.5	
at Davidson	02/15/2019	*	40:00	2-5	.400	1-2	.500	1-3	.333	0	4	4	3.7	2	8	0	0	1	6	11.3	
at Massachusetts	02/22/2019	*	29:00	5-6	.833	1-2	.500	1-2	.500	0	1	1	3.6	3	5	2	0	2	11.3		
at Fordham	02/27/2019	*	37:16	2-9	.222	0-5	.000	2-3	.667	3	3	6	3.6	2	2	1	0	2	6	11.1	
La Salle	03/02/2019	*	40:00	3-6	.500	0-0	.000	5-10	.500	1	4	5	3.7	3	4	2	0	4	11	11.1	
Rhode Island	03/05/2019	*	41:56	6-9	.667	3-4	.750	4-4	1.000	0	2	2	3.6	1	7	1	0	0	19	11.4	
at UCU	03/08/2019	*	36:58	5-8	.625	0-1	.000	0-0	.000	0	3	3	3.6	1	5	5	1	2	10	11.3	
vs Duquesne	03/14/2019	*	36:00	3-8	.375	1-5	.200	9-10	.900	0	4	4	3.6	1	3	1	0	0	16	11.5	
vs Davidson	03/15/2019	*	36:00	3-9	.333	1-1	1.000	0-0	.000	1	3	4	3.6	1	2	3	0	2	7	11.3	
Totals			33	1208:51	126-303	.416	35-102	.343	87-126	.690	15	105	120	3.6	52	147	63	5	44	374	11.3

2020-21...

#4 BYNUM, Jared

Opponent	Date	GS	MIN	Total		3-Pointers		Free Throws		Rebounds				PF	A	T/O	BLK	STL	PTS	AVG	
				FG-FGA	PCT	3FG-3FGA	PCT	FT-FTA	PCT	OFF	DEF	TOT	AVG								
Fairfield	11/25/2020	*	24:04	0-4	.000	0-1	.000	4-4	1.000	0	0	0	0.0	4	8	0	0	2	4	4.0	
vs Indiana	11/30/2020	*	34:08	3-8	.375	0-4	.000	3-4	.750	1	1	2	1.0	2	1	1	0	0	9	6.5	
vs Davidson	12/01/2020	*	36:15	5-8	.625	0-2	.000	4-6	.667	0	1	1	1.0	1	5	0	0	1	14	9.0	
vs Alabama	12/02/2020	*	26:17	0-7	.000	0-4	.000	0-1	.000	0	1	1	1.0	3	4	1	0	0	0	6.8	
Fairleigh Dickinson	12/05/2020	*	28:56	1-4	.250	0-3	.000	1-1	1.000	0	3	3	1.4	1	0	2	1	2	3	6.0	
at TCU	12/09/2020	*	23:54	1-6	.167	0-3	.000	0-0	.000	0	1	1	1.3	3	8	1	0	1	2	5.3	
Totals			6	173:33	10-37	.270	0-17	.000	12-16	.750	1	7	8	1.3	14	26	5	1	6	32	5.3



Greg Gantt #1
Sophomore

F

6-8

220

Fayetteville, N.C./Trinity Christian School '19

2020-21: Scored five points and grabbed two rebounds versus Fairfield (11/25/20)...Scored nine points and grabbed seven rebounds versus Fairleigh Dickinson (12/5/20)...Scored seven points and had three assists at TCU (12/9/20)...

2019-20: Scored seven points and was 3-4 from the field versus Sacred Heart (11/5/19)...Scored nine points and was 4-4 from the field at Northwestern (11/13/19)...Scored six points and had four rebounds versus Long Beach State (11/28/19)...Recorded seven points and six rebounds versus St. John's (1/15/20)...

HIGH SCHOOL: Attended Trinity Christian High in Fayetteville, North Carolina...Averaged 14.3 points, 6.9 rebounds, and 3.9 assists in 18 games...Averaged 10.9 points, 7.2 rebounds, and 3.5 assists per game in his junior year...Played for Team Felton in AAU where he was the leading scorer and rebounder...Rated as a 4-star recruit by ESPN.com and 247 Sports...Ranked No. 66 overall and No. 14 Small Forward by ESPN.com...Ranked No.62 overall and No. 16 Small Forward by 247 Sports...Named valedictorian of his class.

PROFILE:

Name: Greg Gantt

Birthdate: September 29, 2000

Major: Undeclared

Family: Son of Tawanna Wynder and Greg Gantt. Has four sisters, Doneaya Wynder, and Allandra, Trinity and Evonne Gantt.

Favorite Athletes: LeBron James
Favorite Food: Chicken Alfredo
Biggest Thrill in Sports: Winning
Hobby: Go Karts

GANTT, Greg

				Field Goals		3-Point		F-Throws		Rebounds										Scoring	
SEASON	TEAM	GP-GS	MIN/AVG	FG-FGA	FG%	3FG-FGA	3FG%	FT-FTA	FT%	OFF	DEF	TOT	AVG	PF-FO	AST	TO	BLK	STL	PTS	AVG	
2019-20	PROV	27-5	340/12.6	25-58	.431	6-20	.300	13-19	.684	26	36	62	2.3	46-0	9	20	7	19	69	2.6	
2020-21	PROV	6-5	146/24.3	12-25	.480	4-12	.333	4-5	.800	5	19	24	4.0	15-1	15	5	1	7	32	5.3	
TOTAL		33-10	486/14.7	37-83	.446	10-32	.313	17-24	.708	31	55	86	2.6	61-1	24	25	8	26	101	3.1	

Single Game Highs

Statistic	Value	
Points	9	at Northwestern 11/13/19, vs Fairleigh Dickinson 12/05/20
Rebounds	9	vs Seton Hall 02/15/20
Assists	5	vs Fairleigh Dickinson 12/05/20
Steals	3	at Creighton 01/18/20, vs Fairleigh Dickinson 12/05/20, at TCU 12/09/20
Blocks	2	vs St. John's (NY) 01/15/20
FG Made	4	at Northwestern 11/13/19, vs Fairleigh Dickinson 12/05/20
FG Attempts	6	vs St. John's (NY) 01/15/20, vs Fairleigh Dickinson 12/05/20
3FG Made	1	10 times
3FG Attempts	4	at Creighton 01/18/20, vs Davidson 12/01/20
FT Made	5	at Seton Hall 01/22/20
FT Attempts	6	at Seton Hall 01/22/20



2019-20...

#1 GANTT, Greg

Opponent	Date	GS	MIN	Total FG-FGA	PCT	3-Pointers 3FG-3FGA	PCT	Free throws FT-FTA	PCT	Rebounds OFF DEF TOT	AVG	PF	A	T/O	BLK	STL	PTS	AVG	
Sacred Heart	11/05/2019		12:00	3-4	.750	1-2	.500	0-0	.000	2	0	2	2.0	1	2	3	1	7	7.0
NJIT	11/09/2019		09:00	1-4	.250	0-1	.000	0-0	.000	1	1	2	2.0	2	0	0	1	2	4.5
at Northwestern Penn	11/13/2019		14:55	4-4	1.000	1-1	1.000	0-0	.000	4	1	5	3.0	4	0	0	1	9	6.0
Penn	11/23/2019		14:00	1-2	.500	0-0	.000	0-0	.000	1	3	4	3.3	3	0	0	1	2	5.0
vs Long Beach St.	11/28/2019		12:15	2-4	.500	1-1	1.000	1-2	.500	2	2	4	3.4	3	0	1	0	6	5.2
vs Col. of Charleston	11/29/2019		03:42	0-0	.000	0-0	.000	0-0	.000	0	0	0	2.8	0	0	1	0	2	4.3
vs Pepperdine	12/01/2019		03:40	1-2	.500	1-1	1.000	0-0	.000	0	1	1	2.6	2	1	0	0	3	4.1
at Rhode Island	12/06/2019		15:16	1-1	1.000	0-0	.000	0-0	.000	0	2	2	2.5	2	0	0	0	2	3.9
Stony Brook	12/14/2019	*	15:00	1-1	1.000	1-1	1.000	0-0	.000	1	0	1	2.3	0	2	0	0	1	3.8
vs Florida	12/17/2019	*	23:31	0-4	.000	0-2	.000	0-0	.000	1	2	3	2.4	2	1	1	0	0	3.4
Georgetown	12/31/2019		07:00	0-0	.000	0-0	.000	0-0	.000	0	1	1	2.3	0	0	0	0	0	3.1
at Seton Hall	01/04/2020		04:41	2-2	1.000	0-0	.000	0-0	.000	0	1	1	2.2	3	0	1	0	1	4.3
at Marquette	01/07/2020		05:21	0-0	.000	0-0	.000	0-0	.000	0	1	1	2.1	1	0	1	0	0	2.9
Butler	01/10/2020		12:41	0-2	.000	0-1	.000	1-2	.500	0	1	1	2.0	4	0	0	0	1	2.8
St. John's (NY)	01/15/2020	*	29:38	3-6	.500	0-2	.000	1-1	1.000	3	3	6	2.3	2	2	2	0	7	3.1
at Creighton	01/18/2020	*	28:00	1-5	.200	1-4	.250	0-0	.000	0	2	2	2.3	4	0	0	0	3	3.1
at Seton Hall	01/22/2020	*	23:28	1-3	.333	0-1	.000	5-6	.833	1	2	3	2.3	1	0	0	1	7	3.3
at Butler	02/01/2020		08:32	0-1	.000	0-1	.000	2-2	1.000	2	0	2	2.3	1	0	0	0	2	3.2
Creighton	02/05/2020		13:15	0-4	.000	0-1	.000	0-0	.000	2	1	3	2.3	0	0	0	0	0	3.1
at Xavier	02/08/2020		16:27	1-1	1.000	0-0	.000	0-0	.000	1	2	3	2.4	2	0	1	0	2	3.0
at St. John's (NY)	02/12/2020		08:01	1-1	1.000	0-0	.000	2-2	1.000	1	0	1	2.3	2	0	0	1	0	4.0
Seton Hall	02/19/2020		21:44	1-3	.333	0-0	.000	1-4	.250	4	5	9	2.6	3	0	1	0	0	3.0
at Georgetown	02/22/2020		02:26	0-1	.000	0-1	.000	0-0	.000	0	0	0	2.5	0	0	0	0	0	2.9
Marquette	02/22/2020		03:03	0-0	.000	0-0	.000	0-0	.000	0	1	1	2.4	0	0	1	0	1	2.8
at Villanova	02/29/2020		06:02	0-1	.000	0-0	.000	0-0	.000	0	2	2	2.4	1	1	2	0	0	2.7
Xavier	03/04/2020		09:39	1-1	1.000	0-0	.000	0-0	.000	0	1	1	2.3	1	0	0	0	2	2.7
DePaul	03/07/2020		16:24	0-1	.000	0-0	.000	0-0	.000	0	1	1	2.3	2	0	1	0	1	2.6
Totals			5 339:40	25-58	.431	6-20	.300	13-19	.684	26	36	62	2.3	46	9	20	7	19	69 2.6

2020-21...

#1 GANTT, Greg

Opponent	Date	GS	MIN	Total		3-Pointers		Free throws		Rebounds				PF	A	T/O	BLK	STL	PTS	AVG
Fairfield	11/25/2020	*	19:05	2-3	.667	1-2	.500	0-0	.000	1	1	2	2.0	5	1	0	1	0	5	5.0
vs Indiana	11/30/2020	*	19:00	2-3	.667	0-0	.000	1-2	.500	2	2	4	3.0	3	1	2	0	0	5	5.0
vs Davidson	12/01/2020	*	20:10	1-5	.200	1-4	.250	0-0	.000	1	4	5	3.7	0	4	0	0	1	3	4.3
vs Alabama	12/02/2020	*	28:43	1-3	.333	1-2	.500	0-0	.000	0	4	4	3.8	2	1	1	0	0	3	4.0
Fairleigh Dickinson	12/05/2020	*	29:12	4-6	.667	0-2	.000	1-1	1.000	1	6	7	4.4	4	5	1	0	3	9	5.0
at TCU	12/09/2020		29:50	2-5	.400	1-2	.500	2-2	1.000	0	2	2	4.0	1	3	1	0	3	7	5.3
Totals			5 145:60	12-25	.480	4-12	.333	4-5	.800	5	19	24	4.0	15	15	5	1	7	32	5.3



Brycen Goodine #12
Sophomore

G

6-4

185

New Bedford, Mass./St. Andrew's School '19/Syracuse

2020-21: Scored four points and made three steals in his Friar debut versus Fairfield (11/25/20)...

2019-20: Played in 23 games for Syracuse University, averaged 1.9 points and 1.0 rebounds per game...Played eight minutes off the bench against Virginia (11/6/19)... Tallied his first Syracuse points versus Colgate (11/13/19)...Dished out three assists in 13 minutes Seattle (11/16/19)... Scored a season-high six points versus Bucknell (11/23/19)...Tallied five points in five minutes versus Boston College (1/15/20)...Hit the game-winning shot in a win over Wake Forest (2/8/20)...Dished out a season-high four assists during at Pittsburgh (2/26/20)...Scored five points at Boston College (3/3/20).

HIGH SCHOOL: Attended St. Andrews School in Barrington, R.I., where he was coached by Mike Hart...Named Tournament MVP as St. Andrew's, the team posted a 25-8 mark, won the NEPSAC Class AA title...Earned 2019 NEPSAC Class AA Player of the Year... Averaged 21.5 ppg, 6.5 rpg and 5.5 apg in 2019...Named 2018 Gatorade Player of the Year for Rhode Island after leading St. Andrew's to the championship game of the NEPSAC Class AA...Averaged 21.1 ppg, 6.5 rpg, 5.0 apg and 2.4 spg in 2018...Was a member of the 2016 MIAA Division III State Championship team at Bishop Stang...Helped the team post a 19-3 record...Ranked No. 77 overall and the No. 13 shooting guard according to ESPN.com in 2019...Ranked 92 overall and No. 21 shooting guard by

Rivals.com and No. 97 overall and No. 15 shooting guard according to 247Sports.com in 2019.

PROFILE:

Name: Brycen Goodine

Birthdate: September 29, 1999

Major: Undeclared

Family: Son of Tiffany Rodrigues and Jonathan DePina. Has one sister, Olivia, and three brothers, Jayden, Elijah and Caleb.

Favorite Athletes: Kevin Garnett, David Ortiz

Favorite Team: Boston Celtics

Favorite Food: Pizza

Hobby: Making music.

Biggest Thrill in Sports: Hitting the game-winning shot versus Wake Forest.

GOODINE, Brycen

				Field Goals		3-Point		F-Throws		Rebounds										Scoring	
SEASON	TEAM	GP-GS	MIN/AVG	FG-FGA	FG%	3FG-FGA	3FG%	FT-FTA	FT%	OFF	DEF	TOT	AVG	PF-FO	AST	TO	BLK	STL	PTS	AVG	
2019-20	Syr	23-0	204/8.9	15-50	.300	3-23	.130	11-14	.786	6	18	24	1.0	17-0	16	17	2	11	44	1.9	
2020-21	PROV	4-0	40/10.0	3-7	.429	1-4	.250	2-2	1.000	2	3	5	1.3	2-0	2	4	1	6	9	2.3	
TOTAL FOR PROV		4-0	40/10.0	3-7	.429	1-4	.250	2-2	1.000	2	3	5	1.3	2-0	2	4	1	6	9	2.3	
TOTAL		27-0	244/9.0	18-57	.316	4-27	.148	13-16	.813	8	21	29	1.1	19-0	18	21	3	17	53	2.0	

Single Game Highs

Statistic	Value	
Points	6	vs Bucknell 11/23/19
Rebounds	3	vs NC State 02/11/20, vs Alabama 12/02/20
Assists	4	at Pittsburgh 02/26/20
Steals	3	vs Bucknell 11/23/19, vs Fairfield 11/25/20
Blocks	1	at Pittsburgh 02/26/20, vs Bucknell 11/23/19, vs Alabama 12/02/20
FG Made	3	vs Bucknell 11/23/19
FG Attempts	7	vs Bucknell 11/23/19
3FG Made	1	4 times
3FG Attempts	3	5 times
FT Made	3	at Boston College 03/03/20, at Georgia Tech 12/07/19
FT Attempts	4	at Georgia Tech 12/07/19



2019-20...

#0 GOODINE, Brycen

Opponent	Date	GS	MIN	Total		3-Pointers		Free throws		Rebounds				PF	A	T/O	BLK	STL	PTS	AVG	
				FG-FGA	PCT	3FG-3FGA	PCT	FT-FTA	PCT	OFF	DEF	TOT	AVG								
Virginia	11/06/2019		08:03	0-2	.000	0-2	.000	0-0	.000	0	0	0	0	0	0	0	0	0	0.0		
Colgate	11/13/2019		16:07	1-1	1.000	0-0	.000	0-0	.000	0	2	2	1.0	0	2	0	0	2	1.0		
Seattle U	11/16/2019		13:48	0-2	.000	0-0	.000	0-0	.000	0	2	2	1.3	2	3	3	0	1	0.7		
Cornell	11/20/2019		07:05	1-1	1.000	0-0	.000	1-2	.500	0	0	0	1.0	0	1	1	0	3	1.3		
Bucknell	11/23/2019		20:38	3-7	.429	0-2	.000	0-0	.000	0	2	2	1.2	3	1	3	1	3	6	2.2	
vs Oklahoma St.	11/27/2019		11:26	1-4	.250	0-3	.000	1-2	.500	0	2	2	1.3	0	0	1	0	1	3	2.3	
vs Penn St.	11/29/2019		08:58	0-2	.000	0-1	.000	0-0	.000	0	0	0	1.1	2	0	2	0	1	0	2.0	
Iowa	12/03/2019		14:22	0-2	.000	0-2	.000	0-0	.000	0	0	0	1.0	1	1	2	0	0	0	1.8	
at Georgia Tech	12/07/2019		04:27	0-0	.000	0-0	.000	3-4	.750	0	0	0	0.9	0	0	0	0	0	1	3	1.9
Niagara	12/28/2019		10:55	0-4	.000	0-3	.000	2-2	1.000	0	2	2	1.0	0	0	1	0	2	1	3	1.9
Boston College	01/15/2020		05:01	2-2	1.000	0-0	.000	1-1	1.000	0	1	1	1.0	0	1	0	0	0	5	2.2	
at Notre Dame	01/22/2020		03:34	1-1	1.000	1-1	1.000	0-0	.000	2	0	2	1.1	0	0	0	0	0	3	2.3	
Pittsburgh	01/25/2020		05:38	0-1	.000	0-1	.000	0-0	.000	0	1	1	1.1	0	1	0	0	1	0	2.1	
Wake Forest	02/08/2020		05:42	1-2	.500	0-1	.000	0-0	.000	1	1	2	1.1	1	0	0	0	0	2	2.1	
NC State	02/11/2020		03:59	0-1	.000	0-0	.000	0-0	.000	2	1	3	1.3	0	0	0	0	0	0	1.9	
at Florida St.	02/15/2020		07:58	0-1	.000	0-0	.000	0-0	.000	0	0	0	1.2	3	0	0	0	0	0	1.8	
at Louisville	02/19/2020		10:23	1-3	.333	1-3	.333	0-0	.000	0	2	2	1.2	1	1	2	0	0	3	1.9	
Georgia Tech	02/22/2020		04:53	0-1	.000	0-0	.000	0-0	.000	0	0	0	1.2	1	0	0	0	0	0	1.8	
at Pittsburgh	02/26/2020		18:33	2-6	.333	1-3	.333	0-0	.000	0	1	1	1.2	0	4	0	1	0	5	1.9	
North Carolina	02/29/2020		06:49	0-2	.000	0-1	.000	0-0	.000	0	0	0	1.1	0	1	0	0	0	0	1.9	
at Boston College	03/03/2020		10:40	1-3	.333	0-0	.000	3-3	1.000	1	1	2	1.1	0	1	1	0	1	5	2.0	
at Miami (FL)	03/07/2020		01:14	0-0	.000	0-0	.000	0-0	.000	0	0	0	1.1	0	0	0	0	0	0	1.9	
vs North Carolina	03/11/2020		04:20	1-2	.500	0-0	.000	0-0	.000	0	0	0	1.0	0	1	0	0	1	2	1.9	
Totals			0	203:43	15-50	.300	3-23	.130	11-14	.786	6	18	24	1.0	17	16	17	2	11	44	1.9

2020-21...

#12 GOODINE, Brycen

#22 COONLINE Dayton																				
Opponent	Date	GS	MIN	Total		3-Pointers		Free throws		Rebounds										
				FG-FGA	PCT	3FG-3FGA	PCT	FT-FTA	PCT	OFF	DEF	TOT	AVG	PF	A	T/O	BLK	STL	PTS	AVG
Fairfield	11/25/2020		13:28	1-1	1.000	0-0	.000	2-2	1.000	0	1	1	1.0	1	2	1	0	3	4	4.0
vs Indiana	11/30/2020		05:45	0-0	.000	0-0	.000	0-0	.000	0	0	0	0.5	0	0	0	0	0	0	2.0
vs Alabama	12/02/2020		15:10	1-5	.200	0-3	.000	0-0	.000	2	1	3	1.3	1	0	0	1	2	2	2.0
Fairleigh Dickinson	12/05/2020		05:34	1-1	1.000	1-1	1.000	0-0	.000	0	1	1	1.3	0	0	3	0	1	3	2.3
Totals			0:39:57	3-7	.429	1-4	.250	2-2	1.000	2	3	5	1.3	2	2	4	1	6	9	2.3



Alyn Breed #10
Freshman

G

6-3

180

Powder Springs, Ga./McEachern High School'19

2020-21: Grabbed two rebounds in his Friar debut versus Fairfield (11/25/20)...Scored nine points and was 4-5 from the field versus Alabama (12/2/20)...Scored eight points versus Fairleigh Dickinson (12/5/20)...

HIGH SCHOOL: Completed a post-graduate year IMG Academy in Bradenton, Fla., in 2019-20...Averaged 16.0 points, 4.7 rebounds, 3.5 assists and 1.5 steals per game at IMG...Shot 82 percent from the free-throw line and 60 percent from the field at IMG...Attended McEachern High School in Powder Springs, Ga., for four years 2016-19...Averaged 14.0 points, 6.0 rebounds and 4.0 assists in 2019...Helped lead McEachern to a 32-0 mark with wins over eight nationally ranked high schools and a No. 1 national ranking...Captured the 2019 Georgia Class 7A State Championship...Helped team win tournament titles at City of Palms Classic, the Bass Pro Shops Tournament of Champions and the Hoophall Classic...Played for the AOT Running Rebels for seven years...Averaged 13.0 points, 3.0 rebounds and 3.5 assists in the EYBL in 2019.

PROFILE:

Name: Alyn Breed

Birthdate: July 7, 2001

Major: Undeclared

Family: Son of Sharon Chambliss-Breed and Al Breed.

Favorite Athlete: Allen Iverson

Favorite Food: Pasta

Favorite Movie: Like Mike

Hobbies: Video games and music

BREED, Alyn

				Field Goals		3-Point		F-Throws		Rebounds									Scoring	
SEASON	TEAM	GP-GS	MIN/AVG	FG-FGA	FG%	3FG-FGA	3FG%	FT-FTA	FT%	OFF	DEF	TOT	AVG	PF-FO	AST	TO	BLK	STL	PTS	AVG
2020-21	PROV	5-0	61/12.3	7-11	.636	1-1	1.000	2-3	.667	1	6	7	1.4	7-0	1	1	2	1	17	3.4
TOTAL		5-0	61/12.3	7-11	.636	1-1	1.000	2-3	.667	1	6	7	1.4	7-0	1	1	2	1	17	3.4

Single Game Highs

Statistic	Value	
Points	9	vs Alabama 12/02/20
Rebounds	3	vs Alabama 12/02/20
Assists	1	at TCU 12/09/20
Steals	1	vs Alabama 12/02/20
Blocks	1	vs Indiana 11/30/20, vs Fairleigh Dickinson 12/05/20
FG Made	4	vs Alabama 12/02/20
FG Attempts	5	vs Alabama 12/02/20
3FG Made	1	vs Alabama 12/02/20
3FG Attempts	1	vs Alabama 12/02/20
FT Made	2	vs Fairleigh Dickinson 12/05/20
FT Attempts	3	vs Fairleigh Dickinson 12/05/20



2020-21...

#10 BREED, Alyn

Opponent	Date	GS	MIN	Total		3-Pointers		Free throws		Rebounds			PF	A	T/O	BLK	STL	PTS	AVG
				FG-FGA	PCT	3FG-3FGA	PCT	FT-FTA	PCT	OFF	DEF	TOT							
Fairfield	11/25/2020		12:09	0-2	.000	0-0	.000	0-0	.000	1	1	2	2.0	3	0	0	0	0	0.0
vs Indiana	11/30/2020		08:13	0-0	.000	0-0	.000	0-0	.000	0	1	1	1.5	0	0	0	0	0	0.0
vs Alabama	12/02/2020		12:45	4-5	.800	1-1	1.000	0-0	.000	0	3	3	2.0	2	0	1	0	1	3.0
Fairleigh Dickinson	12/05/2020		15:06	3-4	.750	0-0	.000	2-3	.667	0	1	1	1.8	1	0	0	1	0	4.3
at TCU	12/09/2020		13:04	0-0	.000	0-0	.000	0-0	.000	0	0	0	1.4	1	1	0	0	0	3.4
Totals		0	61:17	7-11	.636	1-1	1.000	2-3	.667	1	6	7	1.4	7	1	1	2	1	17.3



Jyare Davis#13
Freshman

F

6-7

215

Newark, Del./Sanford School '20

HIGH SCHOOL: Attended the Sanford School in Hockessin, Del. where he played for Head Coach Stan Waterman on the school's varsity basketball team since 8th grade...Earned First Team All-State honors and First Team All-Conference accolades in four consecutive seasons....Became the first player in the history of Delaware to earn four First Team All-State accolades...Scored more than 1,700 points in his high school career...Averaged 17.0 points, 7.1 rebounds and 2.2 assists as Sanford posted a 20-3 record in 2020...Earned 2020 MaxPreps Delaware Player of the Year accolades...Named 2019 Delaware Gatorade Player of the Year after helping to lead Sanford to a 20-4 mark and a state title...Averaged 17.1 points, 6.4 rebounds and 2.0 assists in 2019... Helped Sanford earn the first of its two state titles during his career in 2018....Averaged 15.2 points, 6.0 rebounds and 4.0 assists as a sophomore....Averaged 20.5 points and 5.8 rebounds as a freshman....Attended the 2017 USA Basketball U16 National Team Training Camp....Helped team capture the 2018 USA Basketball 3x3 Hoopfest title in Spokane, Wash....Participated in the 2018 Youth Olympics with USA Basketball in Buenos Aires, Argentina...Ranked as the No. 37 small forward in the nation by 247 Sports and No. 38 in the country for his position by Rivals.com.

PROFILE:

Name: Jyare Davis

Birthdate: January 8, 2002

Major: Undeclared

Family: Son of Tiffany Lance

Favorite Athletes: Michael Jordan, Kobe Bryant

Favorite Team: Philadelphia Eagles

Favorite Food: BBQ wings

Favoite Movie: Creed

Favorite Book: Mamba Mentality

Hobby: Hanging with friends/family at the beach and amusement parks.

Biggest Thrill in Sports: Competing

**THE LAST TIME PROVIDENCE COLLEGE...**

PLAYED IN NCAA TOURNAMENT: (3/15/18) Providence 69 vs. Texas A&M 73 (First Round)
PLAYED IN THE NIT: (3/19/19) Providence 72 vs. Arkansas 84 (First Round)
WON IN OVERTIME... (1/7/20) Providence 81 at Marquette 80 OT
LOST IN OVERTIME... (3/6/19) Providence 70 at Creighton 76 OT
PLAYED DOUBLE OVERTIME... (1/12/19) Providence 90 at Georgetown 96 2OT
PLAYED A RANKED OPPONENT... (2/29/20) Providence 58 at #12/12 Villanova 54
WAS RANKED... (2/22/16) RV - Associated Press Poll, 24 - USA Today Coaches Poll
DEFEATED A TOP-25 OPPONENT ON THE ROAD... (2/29/20) Providence 58 at #12/12 Villanova 54
DEFEATED A TOP-25 OPPONENT AT HOME... (2/22/20) #19/19 Marquette 72 at Providence 84
DEFEATED AT TOP-25 OPPONENT IN A NEUTRAL ARENA... (3/9/18) Providence 75 vs #3/#2 Xavier 72 OT
DEFEATED A TOP-10 OPPONENT ON THE ROAD... (1/24/16) #16/#17 Providence 82 at #4/#4 Villanova 76 OT
DEFEATED A TOP-10 OPPONENT AT HOME... (2/15/20) #10/10 Seton Hall 71 at Providence 74
WON BY 50 OR MORE... (2/22/01) Binghamton 58 at #25 Providence 119
WON BY 40 OR MORE... (11/25/19) Fairfield 56 at Providence 97
SCORED 100 OR MORE... (11/5/19) Providence 106 vs. Sacred Heart 60
BOTH TEAMS SCORED 100 OR MORE... (3/9/10) Providence 106 vs. Seton Hall 109
SCORED 90 POINTS... (3/7/20) DePaul 55 at Providence 93
SCORED LESS THAN 50... (11/18/18) Providence 47 vs. #18/#18 Michigan 66
BOTH TEAMS SCORED LESS THAN 50... (12/31/11) Providence 40 at #12/#12 Georgetown 49
ALLOWED 100 OR MORE... (3/9/10) Providence 106 vs. Seton Hall 109
ALLOWED 49 OR LESS... (11/9/19) NJIT 47 at Providence 76
SHOT OVER 60% FG... (1/25/17) St. John's 91 at Providence 86 (62.0 percent)
SHOT UNDER 35% FG... (1/25/20) #9/#11 Villanova 64 at Providence 60 (31.7%)
HELD OPPONENT UNDER 30% FG... (12/1/18) Providence 59 vs. Rhode Island 50 (29.8 percent)
MADE 10 3-POINT FG... (3/7/20) Providence 93 (10 three PT FGs) vs. DePaul 55
MADE 15 OR MORE 3-POINT FG... (11/5/19) Providence 106 (16 Three-Point FGs) vs. Sacred Heart 60
DID NOT MAKE A 3-POINT FG... (11/17/14) Binghamton 45 at Providence 66 (0-9, 3 PT FG)
ATTEMPTED 50 FREE THROWS... (1/5/99) West Virginia 87 at Providence 90 (59 FT Attempts)
MADE 40 FREE THROWS... (1/5/99) West Virginia 87 at Providence 90 (40 FT)
HAD 50 OR MORE REBOUNDS... (12/21/19) Texas 48 at Providence 70 (52 Rebounds)
HAD 25 OR LESS REBOUNDS... (1/21/17) Providence 68 (23 Rebounds) at #1/#2 Villanova 78
HAD 20 OR MORE ASSISTS... (12/9/20) Providence 79 (22 assists) at TCU 70
HAD 30 OR MORE ASSISTS... (11/5/19) Providence 106 vs. Sacred Heart 60 (31 assists)
HAD 20 OR MORE TURNOVERS... (2/12/20) Providence 69 (24 turnovers) at St. John's 80
MADE 15 OR MORE STEALS... (1/3/10) Providence 74 (16 steals) at St. John's 59
BLOCKED 10 OR MORE SHOTS... (1/5/19) Providence 106 vs. Sacred Heart 60 (10 blocks)
HAD SIX OR MORE PLAYERS IN DOUBLE FIGURES... (2/22/20) #19/19 Marquette 72 at Providence 84 (6 players)
HAD SEVEN OR MORE PLAYERS IN DOUBLE FIGURES... (11/5/19) Sacred Heart 60 at Providence 106 (7 players)

THE LAST TIME A PROVIDENCE COLLEGE PLAYER...

SCORED 50 OR MORE... (2/23/11) Marshon Brooks (52 points) vs. Notre Dame, (12/15/73) Marvin Barnes (52 points) vs. Austin Peay
SCORED 40 OR MORE... (2/10/16) Ben Bentil (42 points) at Marquette
SCORED 30 OR MORE... (2/15/20) Alpha Diallo (35 points) vs. #10/10 Seton Hall
SCORED 25 OR MORE... (12/9/20) David Duke (28 points) at TCU
SCORED 20 OR MORE... (12/9/20) David Duke (28 points) at TCU
HIT 15 FIELD GOALS... (3/10/16) Ben Bentil (16 field goals, 38 points) vs. Butler
HIT 10 THREE POINT FG... (2/23/00) Donta Wade (10, 3PT FG) at Notre Dame
HIT 9 THREE POINT FG... (2/2/05) Donnie McGrath (9, 3PT FG) vs. Virginia
HIT 8 THREE POINT FG... (2/2/05) Donnie McGrath (9, 3PT FG) vs. Virginia
HIT 7 THREE POINT FG... (11/6/18) AJ Reeves (7, 3PT FG) vs. Siena
HIT 6 THREE POINT FG... (2/5/20) AJ Reeves (6, 3PT FG) vs. #21/22 Creighton
MADE 15 FREE THROWS... (11/24/10) Vincent Council (16-16 FT) vs. Wyoming
HAD 25 REBOUNDS... (1/25/94) Michael Smith (26 rebounds) vs. Syracuse
HAD 20 REBOUNDS... (1/9/10) Jamine Peterson (20 rebounds) vs. Rutgers
HAD 15 REBOUNDS... (2/12/20) Alpha Diallo (17 rebounds) at St. John's
TWO PLAYERS HAD 10 REBOUNDS... (12/19/15) Jalen Lindsey (13), Ben Bentil (12), Rodney Bullock (11) vs. Rider
HAD 15 ASSISTS... (12/28/17) Kyron Cartwright (16 Assists) at St. John's
HAD 10 ASSISTS... (12/28/17) Kyron Cartwright (16 Assists) at St. John's
HAD 10 STEALS... (1/22/02) John Linehan (11 Steals) vs. Rutgers
HAD 8 STEALS... (11/14/15) Kris Dunn (8 Steals) vs. Harvard
HAD 12 BLOCKS... (12/8/71) Marvin Barnes (12 Blocks) vs. Buffalo
HAD 11 BLOCKS... (12/11/71) Marvin Barnes (11 Blocks) at St. Joseph's
HAD 10 BLOCKS... (12/2/00) Karim Shabazz (10 Blocks) vs. Rhode Island
HAD 5 BLOCKS... (1/17/14) Carson Desrosiers (6 Blocks) at Creighton
REGISTERED A TRIPLE-DOUBLE... (12/2/15) Kris Dunn (16 pts, 14 assists, 10 rebs) vs. Hartford
REGISTERED A DOUBLE-DOUBLE... (11/25/20) Nate Watson (23 pts, 10 rebs.) vs. Fairfield
TWO PLAYERS REGISTERED A DOUBLE-DOUBLE... (12/28/17) Alpha Diallo (16 pts, 12 rebs.), Kyron Cartwright (21 pts., 15 ast) at St. John's
THREE PLAYERS REGISTERED A DOUBLE-DOUBLE... (12/19/15) Jalen Lindsey (13 pt, 13 rb), Ben Bentil (19 pt, 12 rb), Rodney Bullock (16 pt, 11 rb) vs. Rider
TWO PLAYERS HAD 20 POINTS... (12/5/20) David Duke (28 points), Nate Watson (20 points) vs. Fairleigh Dickinson
THREE PLAYERS HAD 20 POINTS... (11/16/13) Bryce Cotton (28 points), Kadeem Batts (22 points), LaDontae Henton (21 points) vs. Marist



2020-21 Providence Men's Basketball Combined Team Statistics All games

Page 1/1
as of Dec 10, 2020

Game Records

Record	Overall	Home	Away	Neutral
ALL GAMES	4-2	2-0	1-0	1-2
CONFERENCE	0-0	0-0	0-0	0-0
NON-CONFERENCE	4-2	2-0	1-0	1-2

Score by Periods

Team	1st	2nd	OT	TOT
Providence	206	241	0	447
Opponents	201	221	0	422

Team Box Score

No.	Player				Total		3-Point		F-Throw		Rebounds														
		GP-GS	MIN	AVG	FG-FGA	FG%	3FG-FGA	3FG%	FT-FTA	FT%	OFF	DEF	TOT	AVG	PF	DQ	A	TO	BLK	STL	PTS	AVG			
3	DUKE, David	6-6	200:52	33.5	39-85	.459	12-26	.462	28-35	.800	7	20	27	4.5	14	0	21	16	0	7	118	19.7			
0	WATSON, Nate	6-6	172:24	28.7	42-67	.627	0-0	.000	28-37	.757	14	20	34	5.7	16	0	3	9	4	1	112	18.7			
11	REEVES, A.J.	6-6	143:23	23.9	14-44	.318	5-28	.179	13-17	.765	2	17	19	3.2	9	0	6	6	0	9	46	7.7			
1	GANTT, Greg	6-5	145:60	24.3	12-25	.480	4-12	.333	4-5	.800	5	19	24	4.0	15	1	15	5	1	7	32	5.3			
4	BYNUM, Jared	6-6	173:33	28.9	10-37	.270	0-17	.000	12-16	.750	1	7	8	1.3	14	0	26	5	1	6	32	5.3			
21	CROSWELL, Ed	6-0	54:08	9.0	14-19	.737	0-0	.000	2-12	.167	10	5	15	2.5	7	0	1	2	2	3	30	5.0			
14	HORCHLER, Noah	6-1	107:03	17.8	10-31	.323	1-5	.200	4-7	.571	13	24	37	6.2	11	0	2	3	1	0	25	4.2			
10	BREED, Alyn	5-0	61:17	12.3	7-11	.636	1-1	1.000	2-3	.667	1	6	7	1.4	7	0	1	1	2	1	17	3.4			
5	NICHOLS, JR. , Jimmy	5-0	52:24	10.5	6-9	.667	0-2	.000	4-4	1.000	2	5	7	1.4	11	0	1	3	5	2	16	3.2			
12	GOODINE, Brycen	4-0	39:57	10.0	3-7	.429	1-4	.250	2-2	1.000	2	3	5	1.3	2	0	2	4	1	6	9	2.3			
2	MONROE, Kris	5-0	48:59	9.8	4-12	.333	1-8	.125	1-2	.500	4	3	7	1.4	4	0	2	0	1	0	10	2.0			
Team											7	8	15					4							
Total		6	1200		161-347	.464	25-103	.243	100-140	.714	68	137	205	34.2	110	1	80	58	18	42	447	74.5			
Opponents		6	1200		148-329	.450	38-112	.339	88-120	.733	61	140	201	33.5	120	2	69	82	14	33	422	70.3			

Team Statistics

	PROV	OPP
Scoring	447	422
Points per game	74.5	70.3
Scoring margin	+4.2	-
Field goals-att	161-347	148-329
Field goal pct	.464	.450
3 point fg-att	25-103	38-112
3-point FG pct	.243	.339
3-pt FG made per game	4.2	6.3
Free throws-att	100-140	88-120
Free throw pct	.714	.733
F-Throws made per game	16.7	14.7
Rebounds	205	201
Rebounds per game	34.2	33.5
Rebounding margin	+0.7	-
Assists	80	69
Assists per game	13.3	11.5
Turnovers	58	82
Turnovers per game	9.7	13.7
Turnover margin	+4.0	-
Assist/turnover ratio	1.4	0.8
Steals	42	33
Steals per game	7.0	5.5
Blocks	18	14
Blocks per game	3.0	2.3
Winning streak	2	-
Home win streak	2	-
Attendance	0	1620
Home games-Avg/Game	2-0	1-1620
Neutral site-Avg/Game	-	3-0

Team Results

Date	Opponent		Score	Att.
11/25/2020	Fairfield	W	97-56	0
11/30/2020	vs Indiana	L	58-79	0
12/01/2020	vs Davidson	W	63-62	0
12/02/2020	vs Alabama	L	71-88	0
12/05/2020	Fairleigh Dickinson	W	79-67	0
12/09/2020	at TCU	W	79-70	1620



2020-21 PROVIDENCE COLLEGE WINS AND LOSSES

FRIARS RECORD WHEN....

Providence shoots 50% or better from the floor	2-0
Providence shoots less than 50% from the floor	2-2
Providence holds opponent to 49% or less from the floor	3-2
Providence opponent shoots 50% or better from the floor	1-0
Providence outrebounds opponent.....	3-0
Opponent outrebounds Providence	1-2
Rebounds are tied.....	0-0
Providence makes 40% of three point tries.....	2-0
Providence makes less than 40% of three point tries	2-2
Providence scores less than 60 points	0-1
Providence scores 60 or more points.....	4-1
Providence scores 70 or more points.....	3-1
Providence scores 80 or more points.....	1-0
Opponent held to less than 60 points	1-0
Opponent scores 60 or more points.....	3-2
Opponent scores 70 or more points.....	1-2
Opponent scores 80 or more points.....	0-1

FRIARS WHEN AHEAD, TIED AND TRAILING IN 2019-20....

	WHEN AHEAD	WHEN TIED	WHEN TRAILING
Halftime	4-0	0-0	0-2
10 Minutes Left	4-0	0-0	0-2
5 Minutes Left	4-0	0-0	0-2

2020-21 STARTING LINEUPS RECORDS:

Gantt, Watson, Duke, Bynum, Reeves: 3-2
Horchler, Watson, Duke, Bynum, Reeves: 1-0

RECORDS AS STARTERS IN 2020-21:

Gantt: 3-2
Watson: 4-2
Duke: 4-2
Bynum: 4-2
Reeves: 4-2
Horchler: 1-0

GAMES LOST - INJURY/ILLNESS (12) IN 2020-21:

Fonts (6), Davis (6)

GAMES PC PLAYERS LED IN 2020-21:

Scoring: Watson 2, Duke 3
Rebounding: Watson 2, Duke 1, Horchler

DOUBLE/DOUBLES:

Watson (1)

TRIPLE/DOUBLES:

20-POINT GAMES:

Watson (3), Duke 2

30-POINT GAMES:

40-POINT GAMES:

FRIARS' MARGIN DIFFERENTIAL

	1	2	3	4	5	6	7	8	9	10	11	12	13	14	15	16-20	21-25	26-30	31-34	35+
Lost																1	1			
Won	1								1		1									1

PC By The Numbers

2020-21

LAST FIVE GAMES:	4-2
LAST TEN GAMES:	4-2
HOME:	2-0
ROAD:	1-0
NEUTRAL:	1-2
OVERTIME GAMES:	0-0
BIG EAST RECORD:	0-0
BIG EAST HOME:	0-0
BIG EAST AWAY:	0-0
LONGEST WIN STREAK:	2
LONGEST BIG EAST WIN STREAK:	0
LONGEST HOME WIN STREAK:	2
LONGEST BIG EAST HOME WIN STREAK:	0
LONGEST BIG EAST ROAD WIN STREAK:	0
LONGEST LOSING STREAK:	1
WHEN LEADING AT HALFTIME:	4-0
HOME:	2-0
AWAY:	1-0
NEUTRAL:	1-0
WHEN TRAILING AT HALFTIME:	0-2
HOME:	0-0
AWAY:	0-0
NEUTRAL:	0-2
WHEN TIED AT HALFTIME:	0-0
HOME:	0-0
AWAY:	0-0
NEUTRAL:	
RECORD BY THE DAY:	
Record on Monday	0-1
Record on Tuesday	1-0
Record on Wednesday	2-1
Record on Thursday	0-0
Record on Friday	0-0
Record on Saturday	1-0
Record on Sunday	0-0
RECORD BY THE MONTH:	
November	1-1
December	3-1
January	0-0
February	0-0
March	0-0
BY CONFERENCE:	
MAAC	1-0
Big 10	0-1
Atlantic 10	1-0
SEC	0-1
Northeast Conference	1-0
Big 12	1-0

2020-21 Providence Basketball



2020-21 Box Scores



Official Basketball Box Score - Final
Fairfield at Providence
11/25/20 Alumni Hall, Providence
2020-21 Men's Basketball

Game Time: 2:00 PM
Game Duration: 2:06

Officials: John Gaffney, Evon Burroughs, Brian Dorsey

Fairfield - 56

Record: 0-1

NO. Name	Min	FG	3P	FT	Rebounds	Fouls	TP	AS	TO	ST	Blocks	+/-
M-A	M-A	M-A	M-A	OR DR TOT	PF FD						BS BA	
1 Chris Moidon	F 24:59	2-7	0-4	1-2	0 3 3	3 2	5	0	1	0	0 0	-23
5 Supreme Cook	F 17:30	0-1	0-0	2-4	1 3 4	5 2	2	0	1	0	0 0	-16
0 Caleb Green	G 33:41	4-10	0-0	0-2	2 1 3	2 3	8	4	5	0	0 0	-38
2 Taj Berning	G 28:51	3-8	0-1	4-6	0 4 4	1 6	10	1	0	0	0 0	-33
24 Jesus Cruz	G 24:35	3-8	0-2	2-2	0 0 0	4 2	8	1	0	1	0 0	-20
35 Tshifhu Ngakulondji	23:36	3-5	1-2	0-1	1 7 8	2 2	7	0	2	0	2 1	-25
3 Jalen Leach	24:54	2-6	1-4	5-5	0 1 1	0 5	10	0	4	2	0 0	-31
10 Allan Jeanne-Rose	15:49	2-5	0-1	2-2	2 0 2	1 4	1	6	0	1	0 0	-1
11 Calvin Whipple	06:05	0-1	0-1	0-0	0 1 1	1 0	0	0	0	0	0 0	-8
Team					1 3 4		0	1				
Totals		19-51	2-15	16-24	7 23 30	22 23	56	6	15	3	2 3	-41

Technical Fouls: NONE

Providence - 97

Record: 1-0

NO. Name	Min	FG	3P	FT	Rebounds	Fouls	TP	AS	TO	ST	Blocks	+/-
M-A	M-A	M-A	M-A	OR DR TOT	PF FD						BS BA	
1 Greg Gantt	F 19:05	2-3	1-2	0-0	1 1 2	5 0	5	1	0	0	1 0	14
0 Nate Watson	C 26:43	8-11	0-0	7-9	2 8 10	2 8	23	1	1	0	0 0	24
3 David Duke	G 24:09	5-14	3-4	5-5	2 5 7	3 3	18	4	3	0	0 1	32
4 Jared Bynum	G 24:04	0-4	0-1	4-4	0 0 0	4 2	4	8	0	2	0 1	30
11 A.J. Reeves	G 26:45	5-12	2-7	2-3	0 2 2	2 14	2	0	2	0	0 0	24
2 Kris Monroe	14:43	3-5	1-2	1-2	3 0 3	1 1	8	2	0	0	1 0	20
14 Noah Horchler	24:06	5-11	0-0	1-2	3 6 9	0 2	11	0	0	0	1 0	30
21 Ed Crosswell	14:46	5-7	0-0	0-2	4 2 6	2 3	10	1	2	0	0 0	18
10 Allyn Breed	12:09	0-2	0-0	0-0	1 1 2	3 0	0	0	0	0	0 0	-2
12 Brycen Goodine	13:28	1-1	0-0	2-2	0 1 1	1 1	4	2	1	3	0 0	15
Team					1 1 2		0	0				
Totals		34-70	7-16	22-29	17 27 44	23 22	97	21	7	7	3 2	41

Technical Fouls: NONE

	FFDU	PROV
Biggest lead	5 (1 st 13:54)	41 (2 nd 1:58)
Best Scoring Run	6 (2 nd 6:54)	19 (2 nd 11:07)
Lead Changes	3	
Times Tied	6	
Time with Lead	06:53	28:12

Points from	FFDU	PROV
Turnovers	7	21
Paint	32	50
Second Chance	8	17
Fast Breaks	7	12
Bench	23	33

Period by Period Scoring	1st	2nd	TOT
FFDU	29	27	56
PROV	41	56	97



Official Basketball Box Score - Final
Indiana at Providence
11/30/20 Harrah's Cherokee Center, Asheville
2020-21 Men's Basketball

Game Time: 2:30 PM
Game Duration: 2:01

Officials: Jeff Clark, Patrick Evans, Nate Harris

Indiana - 79

Record: 2-0

NO. Name	Min	FG	3P	FT	Rebounds	Fouls	TP	AS	TO	ST	Blocks	+/-
M-A	M-A	M-A	M-A	OR DR TOT	PF FD						BS BA	
23 Trayce Jackson-Davis	F 29:31	5-15	0-0	2-2	2 5 7	2 1	12	1	1	1	3 1	22
25 Race Thompson	F 35:22	8-12	0-0	6-10	3 5 13	3 9	22	2	0	0	1 1	16
1 Aljami Durham	G 30:28	6-9	3-5	4-4	1 5 6	2 3	19	3	0	0	0 0	19
2 Armaan Franklin	G 28:08	3-7	1-2	1-2	0 5 5	3 3	8	2	2	2	0 1	20
10 Rob Phinisee	G 28:08	4-5	0-0	3-4	0 0 0	3 2	11	5	0	0	0 0	19
21 Jerome Hunter	07:57	0-3	0-1	0-0	0 2 2	5 0	0	0	2	0	0 0	5
32 Trey Galloway	24:12	1-6	0-2	2-2	1 2 3	3 1	4	2	2	3	0 1	-10
4 Kristian Lander	09:08	0-3	0-2	0-0	0 1 1	0 0	0	1	1	1	0 0	-5
22 Jordan Geronimo	07:06	1-2	1-2	0-0	2 0 2	1 2	3	0	0	0	0 0	-1
Team					1 2 3		0	1				
Totals		28-62	5-14	18-24	15 27 42	22 21	79	16	9	7	4 4	21

Technical Fouls: NONE

Providence - 58

Record: 1-1

NO. Name	Min	FG	3P	FT	Rebounds	Fouls	TP	AS	TO	ST	Blocks	+/-
M-A	M-A	M-A	M-A	OR DR TOT	PF FD						BS BA	
1 Greg Gantt	F 19:00	2-3	0-0	1-2	2 2 4	3 1	5	1	2	0	0 0	-10
0 Nate Watson	C 29:08	4-11	0-0	4-6	3 2 5	4 3	12	1	2	0	3 1	-8
3 David Duke	G 32:47	3-12	1-5	5-7	1 1 2	4 6	12	3	4	1	0 1	-11
4 Jared Bynum	G 34:08	3-8	0-4	3-4	1 1 2	2 2	9	1	1	0	0 1	-15
11 A.J. Reeves	G 27:03	3-8	1-5	1-1	0 3 3	4 1	8	1	3	1	0 0	-18
14 Noah Horchler	21:39	2-4	1-1	2-2	1 8 9	4 3	7	0	0	0	0 0	-16
2 Kris Monroe	05:14	0-2	0-2	0-0	0 1 1	0 0	0	0	0	0	0 0	-4
21 Ed Crosswell	10:48	2-3	0-0	1-5	3 1 4	0 3	5	0	0	0	1 1	-13
10 Allyn Breed	08:13	0-0	0-0	0-0	1 1 1	0 1	0	0	0	0	1 0	-1
5 Jimmy Nichols, Jr.	06:15	0-0	0-0	0-0	1 1 1	1 1	0	0	0	0	0 0	-1
12 Brycen Goodine	05:45	0-0	0-0	0-0	0 0 0	0 0	0	0	0	0	0 0	-10
Team					0 1 1		0	0				
Totals		19-51	3-17	17-27	11 22 33	21 22	58	7	13	2	4 4	-21

Technical Fouls: NONE

	IND	PRO
Biggest lead	21 (2 nd 0:33)	2 (1 st 19:42)
Best Scoring Run	9 (1 st 16:23)	6 (1 st 0:59)
Lead Changes	1	
Times Tied	1	
Time with Lead	37:51	00:27

Points from	IND	PRO
Turnovers	17	30
Paint	36	26
Second Chance	17	16
Fast Breaks	5	6
Bench	7	12

Period by Period Scoring	1st	2nd	TOT
IND	37	42	79
PRO	24	34	58



Official Basketball Box Score - Final
Davidson at Providence
12/01/20 Harrah's Cherokee Center, Asheville
2020-21 Men's Basketball

Game Time: 7:00 PM
Game Duration: 2:02

Officials: Tim Clougherty, Tony Crisp, Les Jones

Davidson - 62

Record: 1-2

NO. Name	Min	FG	3P	FT	Rebounds	Fouls	TP	AS	TO	ST	Blocks	+/-
M-A	M-A	M-A	M-A	OR DR TOT	PF FD						BS BA	
3 Sam Mennenga	F 33:49	1-5	0-2	2-2	1 3 4	1 3	4	0	2	0	0 0	-2
35 Luka Brakovic	F 31:06	4-9	1-1	0-0	0 4 4	2 1	9	0	1	0	1 0	-7
1 Hyunjun Lee	G 30:31	6-9	3-4	2-2	1 5 6	3 0	17	2	3	0	0 0	9
24 Carter Collins	G 22:41	1-5	0-3	2-2	1 5 6	4 2	4	3	2	0	0 0	-20
31 Kellan Grady	G 36:00	5-14	2-5	5-6	1 6 7	0 4	17	2	3	0	0 0	9
5 Grant Huffman	05:03	0-0	0-0	0-0	0 0 0	2 0	0	0	0	0	0 0	-6
32 Nelson Boachie-Adom	09:47	0-1	0-0	1-2	1 0 1	2 2	1	0	0	0	0 0	9
25 Bates Jones	05:18	1-1	1-1	0-0	0 0 0	0 0	3	1	0	0	0 0	-2
13 Michael Jones	23:30	3-7	1-4	0-1	1 2 3	1 2	7	2	0	0	0 0	11
53 David Czerapowicz	02:15	0-1	0-1	0-0	1 0 1	0 0	0	0	0	0	0 0	-6
Team					2 0 2		0	0				
Totals		21-52	8-21	12-15	9 25 34	15 14	62	10	11	0	1 0	-1

Technical Fouls: NONE

Providence - 63

Record: 2-1

NO. Name	Min	FG	3P	FT	Rebounds	Fouls	TP	AS	TO	ST	Blocks	+/-
M-A	M-A	M-A	M-A	OR DR TOT	PF FD						BS BA	
1 Greg Gantt	F 20:10	1-5	1-4	0-0	1 4 5	0 1	3	4	0	1	0 0	0
0 Nate Watson	C 34:32	10-16	0-0	2-3	0 3 3	2 3	22	0	2	0	0 1	1
3 David Duke	G 29:15	6-13	1-1	0-0	2 3 5	4 1	13	0	0	1	0 0	10
4 Jared Bynum	G 36:15	5-8	0-2	4-6	0 1 1	1 5	14	5	0	1	0 0	-9
11 A.J. Reeves	G 33:03	0-4	0-3	5-6	0 4 4	3 5	0	0	1	0	0 0	-5
2 Kris Monroe	16:24	1-3	0-2	0-0	1 1 2	1 1	2	0	0	0	0 0	4
14 Noah Horchler	26:17	2-7	0-4	0-0	0 3 3	2 1	4	1	1	0	0 0	4
21 Ed Crosswell	04:03	0-0	0-0	0-0	0 0 0	1 0	0	0	0	0	0 0	0
5 Jimmy Nichols, Jr.	00:01	0-0	0-0	0-0	0 0 0	0 0	0	0	0	0	0 0	0
Team					1 3 4		0	1				
Totals		25-56	2-16	11-15	8 24 32	15 15	63	10	4	4	0 1	1

Technical Fouls: Bench 1 15:11

	DAV	PRV
Biggest lead	0 (1 st 20:00)	19 (1 st 8:23)
Best Scoring Run	10 (1 st 4:05)	12 (1 st 13:32)
Lead Changes	0	
Times Tied	0	
Time with Lead	00:00	39:39

Points from	DAV	PRV
Turnovers	4	11
Paint	26	36
Second Chance	9	13
Fast Breaks	5	2
Bench	11	6

Period by Period Scoring	1st	2nd	TOT
DAV	31	31	62
PRV	35	28	63



Official Basketball Box Score - Final
Providence at Alabama
12/02/20 Harrah's Cherokee Center, Asheville
2020-21 Men's Basketball

Game Time: 7:00 PM
Game Duration: 2:09

Officials: Lamar Simpson, Les Jones, Keith Fogelgren

Providence - 71

Record: 2-2

NO. Name	Min	FG	3P	FT	Rebounds	Fouls	TP	AS	TO	ST	Blocks	+/-
M-A	M-A	M-A	M-A	OR DR TOT	PF FD						BS BA	
1 Greg Gantt	F 28:43	1-3	1-2	0-0	0 4 4	2 0	3	1	1	0	0 0	-11

2020-21 Providence Basketball



2020-21 Box Scores



Official Basketball Box Score - Final
Fairleigh Dickinson at Providence
 12/05/20 Alumni Hall, Providence, R.I.
 2020-21 Men's Basketball

Game Time: 4:30 PM
 Game Duration: 1:56

Officials: John Gaffney, Evon Burroughs, Brian Dorsey

Fairleigh Dickinson - 67

Record: 0-4

NO. Name	Min	FG M-A	3P M-A	FT M-A	Rebounds OR DR TOT	Fouls PF FD	TP	AS	TO	ST	Blocks BS BA	+/-
14 Pier-Olivier Racine	F 35:29	4-7	1-1	1-1	0 0 0	4 2	10	0	2	0	1 0	-4
21 Elijah Williams	F 33:23	6-10	1-2	2-5	1 7 8	4 6	15	3	5	1	0 0	-13
2 Brandon Rush	G 30:35	4-11	1-4	3-4	0 2 2	1 3	12	0	2	1	0 0	-10
3 Jahli Jenkins	G 38:52	5-16	1-7	2-2	0 4 4	2 2	13	4	2	3	0 5	-10
11 Callum Baker	G 35:34	2-7	0-2	1-2	1 2 3	3 1	5	0	1	4	0 0	-11
1 Joe Munden Jr.	15:18	3-4	1-2	1-2	0 2 2	2 1	8	0	1	1	0 0	-9
25 Daniel Rodriguez	02:02	0-1	0-1	0-0	0 0 0	2 0	0	0	0	0	0 0	-3
32 John Square Jr.	08:47	0-1	0-0	4-4	3 1 4	2 2	4	0	1	0	1 1	0
Team					3 1 4							
Totals		24-57	5-19	14-20	8 19 27	20 17	67	7	15	10	2 6	-12

Technical Fouls: NONE

Shooting By Period	1st	2nd	3rd	4th	OT
FG%	12-25	48.0%			
3PT%	2-6	25.0%			
FT%	5-8	62.5%			
2nd FG%	12-32	37.5%			
3PT%	3-11	27.3%			
FT%	9-12	75%			
GM FG%	24-57	42.1%			
3PT%	5-19	26.3%			
FT%	14-20	70.0%			

Dead Ball Rebounds: 2, 1



Official Basketball Box Score - Final
Providence at TCU
 12/09/20 Ed and Rae Schollmaier Arena, Fort Worth
 2020-21 Men's Basketball

Game Time: 4:00 PM
 Game Duration: 2:01
 Attendance: 1,620

Officials: John Higgins, Kipp Kissinger, Clarence Armstrong

Providence - 79

Record: 4-2

NO. Name	Min	FG M-A	3P M-A	FT M-A	Rebounds OR DR TOT	Fouls PF FD	TP	AS	TO	ST	Blocks BS BA	+/-
14 Noah Horchler	F 13:42	0-4	0-0	1-2	5 3 8	1 1	1	0	2	0	0 1	-3
0 Nate Watson	C 28:45	8-13	0-0	2-5	7 1 8	2 5	18	0	1	0	0 1	2
3 David Duke	G 39:11	11-19	5-8	1-4	0 1 1	2 7	28	7	3	2	0 2	9
4 Jared Bynum	G 23:54	1-6	0-3	0-0	0 1 1	3 0	2	8	1	1	0 1	6
11 A.J. Reeves	G 24:46	3-7	1-3	0-0	1 3 4	0 1	7	2	1	3	0 0	1
10 Alyn Breed	13:04	0-0	0-0	0-0	0 0 0	1 1	0	1	0	0	0 0	3
1 Greg Ganitt	29:50	2-5	1-2	2-2	0 2 2	1 2	7	3	1	3	0 0	12
21 Ed Crosswell	11:15	4-5	0-0	0-0	0 1 1	2 0	8	0	0	1	0 0	7
5 Jimmy Nichols, Jr.	15:33	4-4	0-0	0-0	1 2 3	3 1	8	1	1	1	0 0	8
Team					4 1 5							
Totals		33-63	7-16	6-13	18 15 33	15 18	79	22	12	10	2 5	9

Technical Fouls: NONE

Shooting By Period	1st	2nd	3rd	4th	OT
FG%	17-31	54.8%			
3PT%	3-9	33.3%			
FT%	6-13	46.2%			
2nd FG%	16-32	50.0%			
3PT%	4-7	57.1%			
FT%	0-0	0%			
GM FG%	33-63	52.4%			
3PT%	7-16	43.8%			
FT%	6-13	46.2%			

Dead Ball Rebounds: 3, 0

Providence - 79

Record: 3-2

NO. Name	Min	FG M-A	3P M-A	FT M-A	Rebounds OR DR TOT	Fouls PF FD	TP	AS	TO	ST	Blocks BS BA	+/-
1 Greg Ganitt	F 29:12	4-6	0-2	1-1	1 6 7	4 1	9	5	1	3	0 0	14
0 Nate Watson	C 34:20	6-8	0-0	8-8	2 3 5	3 4	20	1	3	1	1 0	10
3 David Duke	G 37:48	9-14	0-3	10-12	0 8 8	0 8	28	1	2	2	0 1	8
4 Jared Bynum	G 28:56	1-4	0-3	1-1	0 3 3	1 1	3	0	2	2	1 0	8
11 A.J. Reeves	G 12:12	0-5	0-5	2-4	0 3 3	0 2	2	1	1	1	0 0	5
2 Kris Monroe	05:41	0-1	0-1	0-0	0 0 0	1 0	0	0	0	0	0 0	0
5 Jimmy Nichols, Jr.	12:53	1-2	0-0	0-0	0 2 2	4 0	2	0	1	0	3 0	10
10 Alyn Breed	15:06	3-4	0-0	2-3	0 1 1	1 2	8	0	0	0	1 0	7
12 Brycen Goodine	05:34	1-1	1-1	0-0	0 1 1	0 0	3	0	3	1	0 0	1
14 Noah Horchler	14:50	1-5	0-0	0-0	1 1 2	3 1	2	1	0	0	0 1	-1
21 Ed Crosswell	03:28	1-2	0-0	0-0	2 0 2	0 1	2	0	0	0	0 0	-2
Team					0 1 1							
Totals		27-52	1-15	24-29	6 29 35	17 20	79	9	13	10	6 2	12

Technical Fouls: NONE

Shooting By Period	1st	2nd	3rd	4th	OT
FG%	11-26	42.3%			
3PT%	1-9	11.1%			
FT%	8-11	72.7%			
2nd FG%	16-26	61.5%			
3PT%	0-6	0.0%			
FT%	16-18	88.9%			
GM FG%	27-52	51.9%			
3PT%	1-15	6.7%			
FT%	24-29	82.8%			

Dead Ball Rebounds: 4, 0

TCU - 70

Record: 4-2

NO. Name	Min	FG M-A	3P M-A	FT M-A	Rebounds OR DR TOT	Fouls PF FD	TP	AS	TO	ST	Blocks BS BA	+/-
2 Mickey Pearson	F 16:12	1-2	0-1	0-0	0 1 1	3 0	2	0	0	0	0 0	-4
23 Jaedon LeDee	F 19:09	0-2	0-1	2-2	0 1 1	2 4	2	1	1	0	1 0	-16
21 Kevin Samuel	C 25:04	5-6	0-0	0-2	2 4 6	2 4	10	0	0	2	3 0	1
1 Mike Miles	G 36:01	7-14	2-5	4-4	0 1 1	2 3	20	2	6	1	0 1	0
22 RJ Nembhard	G 38:28	11-17	3-5	0-1	1 6 7	1 1	25	7	6	1	0 1	-9
11 Taryn Todd	18:23	0-0	0-0	0-0	0 0 0	4 0	0	3	0	2	1 0	1
34 Kevin Easley	26:58	3-4	1-2	1-1	0 2 2	2 1	8	2	1	1	0 0	-1
5 Charles O'Bannon	17:52	0-0	0-0	3-4	0 1 1	2 2	3	2	2	1	0 0	-12
31 Owen Aschieris	01:53	0-0	0-0	0-0	0 0 0	0 0	0	1	2	0	0 0	-5
Team					1 0 1							
Totals		27-45	6-14	10-14	4 16 20	18 15	70	18	19	8	5 2	-9

Technical Fouls: NONE

	PU	TCU	Points from	PU	TCU	Period by Period Scoring
Biggest lead	15 (2 nd 3:03)	2 (1 st 19:21)	Turnovers	26	12	
Best Scoring Run	8 (1 st 10:45)	7 (1 st 14:07)	Paint	42	38	
Lead Changes	3	0	Second Chance	17	3	
Times Tied	0	0	Fast Breaks	10	15	
Time with Lead	38:20	01:01	Bench	23	11	

	FDU	PROV	Points from	FDU	PROV	Period by Period Scoring
Biggest lead	3 (1 st 3:19)	15 (2 nd 9:01)	Turnovers	12	26	
Best Scoring Run	7 (1 st 6:19)	9 (2 nd 9:01)	Paint	30	44	
Lead Changes	6	0	Second Chance	9	8	
Times Tied	4	0	Fast Breaks	7	18	
Time with Lead	02:22	34:11	Bench	12	17	




0



Nate Watson
SR. 6-10 260
Portsmouth, Va.

1



Greg Gantt
SO. 6-8 220
Fayetteville, N.C.

2



Kris Monroe
JR. 6-8 215
Raleigh, N.C.

3



David Duke
JR. 6-5 205
Providence, R.I.

4




Jared Bynum
RS SO. 5-10 180
Largo, Md.

5



Jimmy Nichols
JR. 6-8 220
Conway, S.C.

10



Alyn Breed
FR. 6-3 180
Powder Springs, Ga.

11



A.J. Reeves
JR. 6-6 205
Roxbury, Mass.

12




Brycen Goodine
SO. 6-4 185
New Bedford, Mass.

13



Jyare Davis
FR. 6-7 215
Newark, Del.

14




Noah Horchler
RS SR. 6-8 220
Melbourne, Fla.

21



Ed Croswell
JR. 6-8 245
Philadelphia, Pa.

24



Andrew Fonts
SR. 6-2 175
Portsmouth, R.I.



Ed Cooley
Head Coach



Jeff Battle
Assistant Coach




Brian Blaney
Assistant Coach



Ivan Thomas
Assistant Coach



Kevin Kurbec
Director of Basketball Operations



Bob Walsh
Assoc. Dir. of
Player Development,
Scouting & Recruiting



Matthew Garvey
Special Assistant
to Head Coach/
Video Coordinator