



2025 GAME NOTES

GAME SEVEN

ROBERT MORRIS AT SAINT FRANCIS

Saturday, October 25, 2025

NEC Front Row | 3:00 PM

DeGol Field | Loretto, Pa.

Twitter: @RedFlashFB

STATISTICAL LEADERS

RUSHING



SAINT FRANCIS
Raphael Ekechi
176 yards | 2 TDs | 49 carries

ROBERT MORRIS
Ethan Shine
275 yards | 3 TDs | 84 carries

PASSING



SAINT FRANCIS
Nick Whitfield, Jr.
1,012 yards | 2 TDs | 107-169 comp-att

ROBERT MORRIS
Zach Tanner
611 yards | 5 TDs | 52-100 comp-att


RECEIVING



SAINT FRANCIS
Peyton Nelson
201 yards | 1 TDs | 26 receptions

ROBERT MORRIS
Chaz Middleton
279 yards | 2 TDs | 16 receptions

TACKLES



SAINT FRANCIS
Geno Calgaro
29 solo | 31 assist | 60 total | 4.0 tfl

ROBERT MORRIS
Patrick McDonnell
34 solo | 22 assist | 56 total | 8.0 tfl

SACKS



SAINT FRANCIS
Zachary Betts
4.0 sack | 39 yards

ROBERT MORRIS
Jerry Riggins
3.0 sack | 24 yards

A WIN WOULD...

- Be the team's first win of the season
- End a three-game losing streak to the Colonials
- Be the team's fifth win in the last six meetings in Loretto against Robert Morris
- Be the latest in the season the team picked up its first win of the year since winning 35-30 on October 27, 2007, which prompted the team to win three of its last four games

THE MATCHUP

SAINT FRANCIS UNIVERSITY RED FLASH (0-6, 0-2 NEC)

Head Coach: Chris Villiarrial,

Record At School: 68-93 (15 playing seasons/16th as head coach)

Career Record: same

Record Vs. Opponent: 7-5



VS

ROBERT MORRIS COLONIALS (1-6, 0-2 NEC)

Head Coach: Bernard Clark, Jr.

Record At School: 25-51 (8th season)

Career Record: same

Record Vs. Opponent: 3-1



FRANKIE'S TIDBITS IN A FLASH

• Saturday's game between Saint Francis and Robert Morris marks the 29th meeting in the all-time series dating back to the 1994 campaign.

• The Colonials lead the series 18-9-1, but the Red Flash had won seven-straight games before the Robert Morris current three-game winning streak. The Colonials hold an 8-5 mark at DeGol Field in the series despite Saint Francis taking four of the last five tilts in Loretto.

• The Dukes hold an 11-2 mark at Rooney Field dating back to the Red Flash NCAA football era. Saint Francis defeated the Dukes 23-13 on November 7, 1992, and ended a 10-game losing streak in the Steel City on October 30, 2021, with a 17-10 decision. In the last meeting in Pittsburgh, the Red Flash scored three touchdowns in the fourth quarter, but dropped a 38-35 decision. During the 10-game losing streak at Rooney Field, Saint Francis was outscored 290-119 in those contests.

• Saint Francis has finished in a tie 14 times in program history, including six times since the football team returned in 1969. The last time the Red Flash ended in a standstill was a 14-all result against Robert Morris on October 29, 1994.

• Under head coach **Chris Villiarrial**, the Loretto program is 10-5 after a bye week. The Red Flash is 4-2 at home after a bye. The last time Saint Francis played a game at home after a bye was a 31-7 win against Wagner on a nationally televised game on a Thursday night (October 12, 2023). One of the team's biggest wins in program history came after a bye when the team defeated No. 22 Liberty 13-7 on September 30, 2017.

• It may be hard to believe that Saint Francis has had at least five home games in the last 35 years, since in the last three years the team had three games at DeGol Arena twice (2022, 2024) and four contests once (2023). The Red Flash will have a four-game homestand for the fourth time in that stretch and the first time since the 2004 season. The team also hosted four consecutive games in 2002, 1999, and 1997, while it had three consecutive home contests eight times in the last 35 years. The most consecutive league games the team hosted were three in 1999.

• Saint Francis is looking for its first win of the season in its seventh week of competition, for the first time since the 2008 campaign, and could pick up its first win in the seventh game since 2007. That season, the Red Flash won three of its last four games, all in NEC play.

• After spending the first three weeks of the season traveling 3,403 miles round-trip, starting on September 14, the Red Flash will spend the next 70 days in the state of Pennsylvania. The team will play five games at DeGol Field, two road games, and have two byes in this stretch before its regular season finale at Stonehill on November 22. Saint Francis traveled to Louisiana-Monroe (2,209 miles), Buffalo (421 miles) and CCSU (773 miles) in the first 16 days of the season, but will only travel 1,524 miles in the final 71 days of the season round trip: at Bucknell, September 27 (260 miles); at Duquesne, October 11 (157 miles) and Stonehill (1,107 miles).

• To put these 71 days in perspective, the first day of fall is September 22, two days after the Red Flash home opener, while the team will not be on the road again until five days before Thanksgiving. The Saint Francis men's basketball team will play more road games between now and the football trip to Massachusetts, with three, and the defending NEC Champions do not open the season until November 4.

DEPTH AT A GLANCE


OFFENSE

QB	>>	6	Whitfield	2	Hoenstine
RB	>>	3	Ekechi	4	Perryman
WR	>>	9	Maultsby	16	Lambert
WR	>>	83	Nelson	1	Hodge
WR	>>	12	Cameron	1	Hodge
TE	>>	87	Raymond	(or)	99 London
LT	>>	55	Kayed		56 Evehe
LG	>>	62	Imbt		61 Haught
C	>>	53	Midea		60 Ancheta
RG	>>	64	Enick		58 Hampton
RT	>>	67	Van Tassell		77 Albright

DEFENSE

DT	>>	4	Courtney	9	Dantzleward
NT	>>	95	Miller		96 Malafu
DT	>>	44	Okoye		93 Santiago
OLB	>>	7	Betts		36 Slaughter
MIKE	>>	0	Calgaro		11 McMahon
WILL	>>	5	C Williams	or	25 Hockenberry
OLB	>>	8	Council		10 Cook
CB	>>	10	Cook		34 Kiersch
CB	>>	12	Nichols		42 Rosemond
FS	>>	19	Douglas		35 Walker
NICK	>>	2	Lewis		30 K Williams

DID YOU KNOW?



Bob McHale recorded a program record 33 tackles in a 27-0 win against Geneva 39 years ago on October 25, 1986, in Loretto. McHale broke Gerry Zahorchak's eight-year record of 27 that he achieved on September 9, 1978, against Duquesne in the Steel City. The last two times a Red Flash player had 20 tackles in a game were also in the second half of October. Matthew Parker is the last player to reach 20 tackles when he had 24 tackles against Wagner on

October 16, 2010. Saint Francis Athletics Hall of Famer Scott Lewis had 23 against Wagner nearly two years early on October 18, 2010. McHale, Parker, and Lewis all registered their 20-tackle games in Loretto.

2025 SCHEDULE



AT LOUISIANA MONROE
MALONE STADIUM
AUG 28
L, 0-29
ESPN+



AT BUFFALO
UB STADIUM
SEPT 6
L, 6-45
ESPN+



AT CCSU
ARUTE FIELD
SEPT 13
L, 7-31
NEC FR



DELAWARE STATE
DEGOL FIELD
SEPT 20
L, 10-39
NEC FR



AT BUCKNELL
MATTHEWSON STADIUM
SEPT 27
L, 23-30
ESPN+



AT DUQUESNE
ROONEY FIELD
OCT 11
L, 7-52
NEC FR



ROBERT MORRIS
DEGOL FIELD
OCT 25
3:00 PM
NEC FR



WAGNER
DEGOL FIELD
NOV 1
12:00 PM
NEC FR



MERCYHURST
DEGOL FIELD
NOV 8
12:00 PM
NEC FR



LIU
DEGOL FIELD
NOV 15
12:00 PM
NEC FR



AT STONEHILL
DEGOL FIELD
NOV 22
12:00 PM
NEC FR

2025 SAINT FRANCIS UNIVERSITY FOOTBALL

FOOTBALL CHAMPIONSHIP SERIES HEAD COACHES - NFL CAREER

Saint Francis head coach **Chris Villarrial** is one of 15 Football Championship Series head coaches who also played in the National Football League. Villarrial was drafted in the fifth round (152nd pick) of the 1996 NFL draft by the Chicago Bears and played in the NFL as an offensive lineman for 10 seasons with the Bears and the Buffalo Bills, earning two All-Pro selections.

Villarrial is one of 10 FCS coaches drafted into the NFL, with five current head coaches having gone undrafted. Villarrial's 11-year career is the fifth-longest among the FCS head coaches, trailing only DeSean Jackson (15 years, Delaware State), Terrell Buckley (14 years, Mississippi Valley State), Chris Dishman (12 years, Texas Southern), and Michael Vick (11 years, Norfolk State). Villarrial and Dishman are the only players on this list who earned All-Pro honors.

As a head coach, Villarrial ranks fourth in wins against his NFL brethren. Kerwin Bell (Robert Morris, 117), Mike London (William & Mary, 99), Reggie Barlow (Tennessee State, 84) rank ahead of Villarrial's 68 wins at Saint Francis. Jackson and Vick will both make their head coaching debuts this season.

This season, Villarrial will face off against two head coaches who also played in the NFL. Saint Francis will host Delaware State on September 20 and Robert Morris on October 25. The game against the Hornets on September 20 will be Jackson's first road game as a head coach, while Jackson and Vick will square off for the first time on October 30, with the game moved to their former NFL home, Lincoln Financial Field in Philadelphia.

HEAD COACH	CURRENT SCHOOL	OVERALL SEASONS (AT SCHOOL)	OVERALL RECORD (AT SCHOOL)	YEAR DRAFTED ROUND/PICK	NUMBER OF SEASONS IN NFL	NFL TEAMS
Todd Whitten	Tarelton State	21st season (same)	146-85 (same)	Undrafted FA	1 season	NE
Kirwin Bell	Western Carolina	17th season (5th)	122-66 (29-23)	1988 7th/180	5 seasons	MIA, ATL, TB, NYJ, IND
Mike London	William & Mary	17th season (7th)	102-90 (40-29)	Undrafted FA	1 season	DAL
Chris Villarrial	Saint Francis	15th season (same)	68-93 (same)	1996 5th/152	11 seasons	CHI, BUF
Reggie Barlow	Tennessee State	14th season (1st)	84-63 (1-5)	1996 4th/110	8 seasons	JAX, OAK, TB
Dan Curran	Holy Cross	13th season (2nd)	60-70 (7-12)	Undrafted FA	3 seasons	NO, SEA
Bernard King, Jr.	Robert Morris	8th season (same)	25-51 (same)	1990 3rd/65	3 seasons	CIN, SEA, DAL
Brandon Moore	San Diego	4th season (3rd)	28-17 (15-14)	Undrafted FA	8 seasons	SF, NE, ARI, SD
Eddie Robinson, Jr.	Alabama State	4th season (same)	24-16 (same)	1992 2nd/50	10 seasons	HOU/TEN, JAX, BUF
Sam Shade	Alabama A&M	4th season (3rd)	22-18 (4-3)	1995 4th/102	7 seasons	CIN, WAS
Cris Dishman	Texas Southern	2nd season (same)	9-9 (same)	1988 5th/125	12 seasons	HOU OIL, WAS, KC, MIN
Terrell Buckley	Mississippi Valley St	2nd season (same)	1-15 (same)	1992 1st/5	14 seasons	GB, MIA, DEN, NE, TB, NYJ, NYG
DeSean Jackson	Delaware State	1st season (same)	4-3 (same)	2008 2nd/49	15 seasons	PHI, WAS, TB, LAR, OAK, BAL
Michael Vick	Norfolk State	1st season (same)	1-6 (same)	2001 1st/1	11 seasons	ATL, PHI, NYJ, PIT

YEARS - NFL PLAYING CAREER

Rk	Coach (Team)	No. of Seasons
1.	DeSean Jackson (Delaware State)	15
2.	Terrell Buckley (Miss Valley St.)	14
3.	Cris Dishman (Texas Southern)	12
4.	Chris Villarrial (Saint Francis)	11
	Michael Vick (Norfolk State)	11
6.	Eddie Robinson, Jr. (Alabama St)	10
7.	Reggie Barlow (Tennessee St)	8
	Brandon Moore (San Diego)	8
9.	Sam Shade (Alabama A&M)	7
10.	Kirwin Bell (Western Carolina)	5
11.	Dan Curran (Holy Cross)	3
	Bernard King, Jr. (Robert Morris)	3
13.	Mike London (William & Mary)	1
	Bobby Rome II (Chicago St)	1
	Todd Whitten (Tarelton State)	1

NFL DRAFT ORDER

Rk	Coach (Team)	ROUND/PICK, YEAR
1.	Michael Vick (Norfolk State)	1 (1) 2001
2.	Terrell Buckley (Miss Valley St.)	1 (5) 1992
3.	DeSean Jackson (Delaware State)	2 (49) 2008
4.	Eddie Robinson, Jr. (Alabama St)	2 (50) 1992
5.	Bernard King, Jr. (Robert Morris)	3 (65) 1990
6.	Sam Shade (Alabama A&M)	4 (102) 1995
7.	Reggie Barlow (Tennessee St)	4 (110) 1996
8.	Cris Dishman (Texas Southern)	5 (125) 1988
9.	Chris Villarrial (Saint Francis)	5 (152) 1996
10.	Kirwin Bell (Western Carolina)	7 (180) 1988
11.	Dan Curran (Holy Cross)	Undrafted
	Mike London (William & Mary)	Undrafted
	Brandon Moore (San Diego)	Undrafted
	Bobby Rome II (Chicago St)	Undrafted
	Todd Whitten (Tarelton State)	Undrafted

FIRST TEAM ALL-PRO

Rk	Coach (Team)	NO.
1.	Chris Villarrial (Saint Francis)	2
2.	Cris Dishman (Texas Southern)	1
	DeSean Jackson (Delaware State)	1

NFL VS. NFL COACHING BATTLE

- 9/6: Mississippi Valley St vs Tarleton St, 7:00 p.m.
9/13: Alabama A&M 23, Tennessee St 21
9/20: Delaware St at Saint Francis, 1 p.m.
9/27: Texas Southern at Mississippi Valley St, 5 p.m.
10/11: Mississippi Valley St at Alabama A&M, 2 p.m.
10/25: Robert Morris at Saint Francis, 3:00 p.m.
Alabama A&M at Alabama State, 2:30 p.m.
10/30: Norfolk State vs. Delaware St, 7:30 p.m.
11/15: Mississippi Valley St at Alabama St, 4 p.m.
11/22: Alabama A&M at Texas Southern, 2 p.m.

2025 SAINT FRANCIS UNIVERSITY FOOTBALL

2025 SAINT FRANCIS SCHEDULE - SKINNY ON OPPONENTS AND DATE

GAME INFORMATION	SERIES HISTORY/GAME RECAP	ON THIS DATE
 <p>at Louisiana Monroe Thu, Aug. 28 Monroe, La. L, 0-29 ESPN+</p>	<ul style="list-style-type: none"> • Saint Francis lost 29-0 in its first trip to the state of Louisiana • The Red Flash held ULM to 10 points in the first half, tying for the fewest points allowed in the first half against an FBS school for the Loretto program. • Geno Calgario registered 12 tackles to lead the defense • The game was delayed for one hour and 43 minutes due to weather 	<ul style="list-style-type: none"> • This was the first time Saint Francis will play on this date • The earliest the team played on this date prior to this season was August 30, 2014 at Fordham • The Red Flash has played four games in the month of August after also playing three times on August 31. The team is 1-3 in the month
 <p>at Buffalo Sat, Sept. 6 Buffalo, N.Y. L, 6-45 ESPN+</p>	<ul style="list-style-type: none"> • Saint Francis lost 45-6 in its first meeting with Buffalo • Jordan Theodore, a native of Buffalo, scored on a two-yard run for the team's first TD of the year • Geno Calgario (15 tackles) and Zachary Betts (10 tackles) both had career highs • Craig Joyner and Corey Williams had their first career INT in the game 	<ul style="list-style-type: none"> • This will be the sixth game on this date and the first since 2014 • Khairi Dickson rushed for 148 yards and the game's first two touchdowns in a 27-13 win against Clarion on this date in 2014. Max Ward also had a rushing TD, while Lance Geesey made field goals from 35 and 47 yards. • This will be the fourth time the team will play on the road and first since 2009
 <p>at CCSU Sat, Sept. 13 New Britain, Conn. L, 7-31 NEC Front Row</p>	<ul style="list-style-type: none"> • Saint Francis lost 31-7 at CCSU in the NEC opener • Jahmil Perryman registered the TD for the Red Flash on an eight-yard run, capping a three-play 98-yard drive • Corey Williams had a career-high nine tackles, Geno Calgario also had nine tackles • CCSU turned five Red Flash turnovers into three TDs 	<ul style="list-style-type: none"> • This will be the seventh game on this date and the first since 2018 • The 2018 game was not supposed to happen on this date, but with the aid of Hurricane Florence the game was moved from Richmond to Loretto and played two days before the scheduled date. • Saint Francis is looking for its first win on this date
 <p>DELAWARE STATE Sat, Sept. 20 Loretto, Pa. L, 10-39 NEC Front Row</p>	<ul style="list-style-type: none"> • Delaware State defeated Saint Francis 39-10 • Brenden Hodge registered six catches for 134 yards, while Nick Whitfield Jr. was 25-for-35 for 265 yards passing. • Geno Calgario paced the defense with 11 tackles. • Kameron Chisholm scored the Red Flash TD on a one-yard pass. 	<ul style="list-style-type: none"> • This will be the ninth game on this date and the first since 2014 • It will be the third time that it will also be the team's home opener after the 1975 and 1997 games on this date marked the team's first game in the Pine Bowl for that season • The Red Flash won the first two home games on this date, but are riding a three-game losing streak
 <p>at Bucknell Sat, Sept. 27 Lewisburg, Pa. L, 23-30 ESPN+</p>	<ul style="list-style-type: none"> • Bucknell intercepted the ball in the end zone with 1.5 seconds left to end Saint Francis' comeback hopes. The Red Flash fell 30-23 to the Bison. • Nick Whitfield Jr. went 31-for-44 for 377 yards passing and a touchdown. DJ Maulsby (nine catches, 141 yards) and Peyton Nelson (11 catches, 131 yards) both registered their first career 100-yard games. 	<ul style="list-style-type: none"> • This will be the ninth game on this date and the first since 2014 • Saint Francis defeated Virginia-Lynchburg 80-0 on this date in 2014, a record for most points in a game in team history along with a single-quarter record 35 points in the first quarter followed by 28 points in the second quarter. • It is the second time the team has been on the road in the state (2003, Robert Morris) on this date
 <p>at Duquesne Sat, Oct. 11 Pittsburgh, Pa. L, 7-52 NEC Front Row</p>	<ul style="list-style-type: none"> • Duquesne defeated Saint Francis 52-7. • Cameron Kiersch paced the defense with a career-high eight tackles. • Peyton Nelson registered a team-high six catches for 26 yards, while Scott Raymond caught three passes for a team-best 39 yards; both were career highs. • The Red Flash scored in the fourth quarter after a six-play 52-yard drive. 	<ul style="list-style-type: none"> • This will be the 10th game on this date and the first since 2014 • Saint Francis has one win on this date in program history thanks to a 30-0 win against Salem in 1929 • Anthony Doria threw for 398 yards to rank third in program history on the single season charts against Albany on this date in 2003
 <p>ROBERT MORRIS Sat, Oct. 25 Loretto, Pa. 3:00 pm NEC Front Row</p>	<ul style="list-style-type: none"> • It will be the 29th meeting in the series dating back to the 1994 season • It will be the first game in Loretto between two teams since 2019 • It will be a battle of two former NFL players (Chris Villarrial vs. Bernard King, Jr.) • Saint Francis is looking for its first win in the series since 2018 and its first home win since 2017 	<ul style="list-style-type: none"> • This will be the ninth game on this date and the first since 2014 • Bob McHale set a program record with 33 tackles in a game against Geneva on this date in 1986 • It will be the eighth time in nine games Saint Francis will play a game at home on this date • Saint Francis is 4-4 on this date
 <p>WAGNER Sat, Nov. 1 Loretto, Pa. 12:00 pm NEC Front Row</p>	<ul style="list-style-type: none"> • It will be the 24th meeting in the series dating back to the 1992 season • Prior to last year's loss, the Red Flash had won four consecutive in the series for the first time in team history • The last time the two teams met in Loretto was a Thursday night on CBS Sports with the Red Flash taking a 31-7 win on October 12, 2023 	<ul style="list-style-type: none"> • This will be the sixth game on this date and the first since 2014 • Lance Geesey made four field goals, good for third on the program's single season chart, in a 26-16 win against Duquesne on this date in 2014 • Dan Kanauch registered 23 tackles against Frostburg State on this date in 1980 in Loretto • Saint Francis is 1-1 at home on this date
 <p>MERCYHURST Sat, Nov. 8 Loretto, Pa. 12:00 pm NEC Front Row</p>	<ul style="list-style-type: none"> • It will be 11th meeting against Mercyhurst dating back to the 1981 season • Despite the two teams playing last year, this will be the first matchup in NEC play between the schools • Mercyhurst has won the last four games in the series including last year's tilt • The last time the two teams met in Loretto was in 1996 	<ul style="list-style-type: none"> • This will be the sixth game on this date and the first since 2009 • Saint Francis defeated Gallaudet 12-0 on this date in 1987 • It will be fourth home game on this date and the first since the 2004 season
 <p>LIU Sat, Nov. 15 Loretto, Pa. 12:00 pm NEC Front Row</p>	<ul style="list-style-type: none"> • It will be the fifth meeting between the two teams since 2019 • The Red Flash leads the matchup 4-1 including a come-from-behind 34-27 win last season in Brookville • LIU's only win in the series was a come-from-behind 29-28 win the last time the two teams met in Loretto 	<ul style="list-style-type: none"> • This will be the sixth game on this date and the first since 2014 • Saint Francis wrapped up the 1997 season with a 30-7 win against La Salle on this date in the first game of the series that ran from 1997 to 2007 • The Red Flash also defeated Robert Morris 40-7 on this date in 2014. It is one of 10 times the Red Flash has scored 40 points in an NEC game under Villarrial.
 <p>at Stonehill Sat, Nov. 22 North Easton, Mass. 12:00 pm NEC Front Row</p>	<ul style="list-style-type: none"> • Saint Francis has won all three meetings in the series that started in 2022 • The Red Flash defeated Stonehill 34-0 last season in Loretto for the team's last shutout on November 2, 2024 • The Loretto program defeated the Skyhawks 15-10 in 2023 in the only meeting in the series in Massachusetts 	<ul style="list-style-type: none"> • This will be the third game on this date and the first since 2014 • It will be the second time the team will be in the New England area after facing Bryant on this date in Rhode Island in 2008 • Bobby Fuller had 400 yards punting in that game against the Bulldogs for the fourth most in single-game history • All three games on this date will be vs teams from the New England area

2025 SAINT FRANCIS UNIVERSITY FOOTBALL

GENERAL INFORMATION

Location.....	Loretto, Pa.
Enrollment.....	2,000
Founded.....	1847
Nickname.....	Red Flash
Facility.....	DeGol Field
Colors.....	Red, Black & White
Conference.....	Northeast Conference
President.....	Fr. Malachi Van Tassell
Athletic Director.....	Jim Brazill

PROGRAM HISTORY

First Season.....	1892
All-Time Record (Since 1909).....	276-463-16
All-Time NEC Record.....	58-131
NEC Championships.....	2 (2016, 2022)
First Team All-America.....	9
Second Team All-America.....	8
Third Team All-America.....	11
Preseason All-America.....	37
NEC Offensive Player of the Year.....	4
NEC Defensive Player of the Year.....	1
NEC Offensive Rookie of the Year.....	5
NEC Defensive Rookie of the Year.....	5
All-NEC First Team.....	77
All-NEC Second Team.....	60
Best Division I Season (Since 1993).....	2022 (9-3, 750)
Worst Division I Season (Since 1993).....	2008 (0-11, .000)
Most HC Wins.....	Chris Villarrial (68, 2010-pres.)
Best HC Win Percentage.....	Emmet Russell (.786, 1925)

2024 REVIEW

Overall Record.....	4-7
NEC Record.....	2-5
NEC Standings.....	Fifth
Biggest Win.....	23-17 at Kent State (9/7/24, first FBS win in team history)

COACHING STAFF ALMA MATER/SEASON

Chris Villarrial.....	IUP '95 (16th Season)
Marco Pecora.....	Pitt '12 (11th Season)
Jacob Craig.....	Pitt '15 (2nd Season)
Brian Wright.....	Towson '01 (16th Season)
Josh Hutchison.....	Temple '10 (12th Season)
Thomas Rogish.....	IUP '72 (6th Season)
Ben Bruni.....	Saint Francis '19 (5th Season)
Zach Morehead.....	California (Pa.) '17 (5th Season)
Martin Foray.....	Saint Francis '21 (3rd Season)
Brian Basile.....	(3rd Season)
Dan Gueguen.....	(3rd Season)

COACHING STAFF LOCATIONS DURING GAME

Chris Villarrial.....	On Field
Marco Pecora.....	On Field
Jacob Craig.....	On Field
Brian Wright.....	On Field
Josh Hutchison.....	On Field
Thomas Rogish.....	On Field
Brian Basile.....	On Field
Ben Bruni.....	Press Box
Zach Morehead.....	Press Box
Martin Foray.....	Press Box
Dan Gueguen.....	Press Box

FOOTBALL ATHLETICS COMMUNICATIONS

Assistant AD/Communications (Football).....	Dave Musil, Jr.
Email.....	dmusil@francis.edu
Phone.....	814-472-3128 (o)/240-215-7783
Assistant To Traveling Secretary.....	Ethan Ronan
Social Media/Secondary Football.....	Gianni Maltese, Ethan Ronan
Additional Athletic Communications Support.....	Ally Dietz, Katie Woolson
Graphic Design.....	Braeden Appleman
Video/Streaming.....	Ariana Perella, Jack Imbt

last time out... Duquesne defeated Saint Francis 52-7 on October 11.

- Saint Francis scored in the fourth quarter after a six-play 52-yard drive. **Jeff Hoenstine** rushed for 24 yards on the drive before he hit **Payton Wehner** from nine yards out for Wehner's first collegiate score with 10:52 left in the fourth quarter. It was Wehner's second collegiate catch after a 10-yard reception at CCSU on September 13.
- **Cameron Kiersch** paced the defense with a career-high eight tackles, while **Darian Nelson** added a career-high six tackles.
- **Peyton Nelson** registered a team-high six catches for 26 yards, while **Scott Raymond** caught three passes for a team-best 39 yards; both were career highs. Raymond came into the game with seven career catches for 51 yards and had the longest play of the day for Saint Francis with a 21-yard reception. Hoenstine was 9-for-12 for 62 yards and a touchdown throw.

the word on the colonials... Robert Morris comes into the contest 1-6 overall and 0-2 in NEC play after falling 17-7 in Brookville, N.Y., on October 18. The Colonials' lone win on the season was a 28-14 win against West Liberty on September 13.

- Quarterback **Zach Tanner** was 14-for-26 for 177 yards and a touchdown pass. **Ethan Shine** posted 143 yards on the day with eight catches for 119 yards and a touchdown catch, along with 24 yards rushing. **Camdon Wilborn** paced the Colonials' defense with 10 tackles and a sack, and **Patrick McDonnell** added eight tackles against the Sharks.
- Tanner, who is one of four quarterbacks to take a snap for Robert Morris, has 611 yards passing and five TDs, thanks to hitting on 52 of 100 pass attempts. Shine is the team's top rusher with 275 yards on 84 attempts and three touchdowns, while Shine has 15 catches for 179 yards and a touchdown catch against LIU. **Chaz Middleton** leads the Colonial receivers with 279 yards on 16 catches with two touchdowns.
- McDonnell powers the defense with 56 tackles (34 solo, 22 assist), while **Jakari Patterson** is second on the squad with 39 tackles (24 solo, 15 assist).

last time we met... Robert Morris defeated Saint Francis 17-0 on October 26, 2024, in Moon Township.

- **Gavin Thompson** registered five catches for 39 yards for the Red Flash, while **Mercury Swaim** had 10 tackles and **Geno Calgario** added nine tackles for the Saint Francis defense.
- **Anthony Chiccitt** was 15-for-29, throwing for 197 yards. **Tyvon Edmonds, Jr.** rushed for 69 yards and a touchdown, and **Ethan Shine** also found the endzone. **Jamar Shegog** fueled the Colonial defense with 10 tackles.

in the nation and the nec... **Geno Calgario** ranks 10th in the FCS in tackles per game (10.0) and 16th in the FCS with 60 tackles. The sophomore also leads the NEC in that category.

- **Aidan Cirulli** leads the NEC in punting yards (1,731), ranks third in punting average (41.4), and his 61-yard punt at Louisiana-Monroe currently is the fifth longest in the league. He also ranks third in FCS in punting yards and is 19th in punting average.
- **Zachary Betts** is second in the NEC in sacks per game (.57) and third in sacks (4.0), while **Colin Douglas** is third in interceptions (2/0.29 pg.), and 10th in the NEC in passes defended (5/86 per game).
- **Nick Whitfield, Jr.** has moved into fifth in the NEC in yards with 1,277 yards. He is also second in the league in completion percentage (64.7).
- **Brenden Hodge** is fourth in the circuit in receiving yards with 290 yards. **Peyton Nelson** is fifth in receptions (27). **D.J. Maultsby** (219 yards) and Nelson (receptions) led those categories for freshmen.

all in the family... Head coach **Chris Villarrial** has two coaches who are Saint Francis alums and played for Villarrial. **Ben Bruni** is a 2019 graduate of Saint Francis, a member of the 2016 Northeast Conference team, and is in his fifth season as the linebacker coach. **Martin Foray** is a 2021 graduate of Saint Francis and enters his third season as the cornerbacks coach.

- Bruni played four seasons and appeared in 44 games, finishing with 230 tackles (130 solo, 100 assisted), 18.5 tackles for loss, 75 sacks, and one INT. Foray played in 45 games during his four years as a student-athlete, accumulating 213 tackles (199 solo, 14 assisted), 75 tackles for loss, two sacks, and two interceptions. Foray earned All-NEC first team honors in his senior season.

all-nec preseason... **Mason Imbt** and **Geno Calgario** were named to the All-Northeast Conference Preseason Team. Imbt, a redshirt junior offensive lineman, has been named to the preseason team for the second consecutive season. He appeared in a career-high 11 games in 2024 to help anchor the Red Flash offensive line. In his first two seasons in Loretto, he appeared in nine games, serving as a combo offensive lineman/tight end, and registered two catches for 22 yards, including a touchdown in 2023. Calgario, a sophomore linebacker, paced the team in tackles (37 solo, 33 assisted), including 75 tackles for loss (third on the team) and also forced two fumbles. He was named an FCSA Central Freshman All-American last season.

preseason poll... Saint Francis was tabbed to finish sixth in the NEC Preseason Coaches Poll. CCSU, the defending NEC Champion is the preseason favorite after receiving five of the eight first-place votes. Duquesne earned two votes to finish second, and Rob Morris garnered the final top vote to finish in a tie for third with LIU. Wagner, Saint Francis, Mercyhurst, and Stonehill rounded out the eight-team poll.

close to the 'lo... **Hunter Albright** (Hollidaysburg), **Aidan Bilek** (Hollidaysburg), **Kaden Carpenter** (Johnstown), **Lukas Conner** (Ebensburg), **Gavin Hockenberry** (Johnstown), **Jeff Hoenstine** (Martinsburg), **Grayden Lewis** (Johnstown), **David Smith** (Nanty Glo), and **Paul Wedel** (Duncansville) are local student-athletes from the Blair and Cambria Counties area.

longevity v... Saint Francis head coach **Chris Villarrial** is in his 15th season coaching a Red Flash team on the field and his 16th season overall after the Loretto program sat out the 2020 season due to COVID. His 15 seasons rank 21st among FCS head coaches, while his 68 wins are 32nd in FCS. He is second in the NEC to Duquesne's Jerry Schmitt (21 seasons/121 wins) in terms of years and wins in the NEC.

v a top 75 athlete... Saint Francis football head coach **Chris Villarrial** was named one of the 75 Greatest Male Athletes by the PSAC as part of celebrating the 75th Anniversary of the conference. Villarrial played at Indiana (Pa.) from 1992-95 and was a three-time All-American and three-time All-PSAC West selection at guard. The Crimson Hawks won the PSAC West Championships in his first three seasons with the team, appeared in the NCAA Division II National Semifinals in 1993 and 1994, and the National Championship Game in 1993. He also received the Jim Langer Award, presented to the nation's top NCAA Division II lineman, and has his number 75 retired by his alma mater.

SAINT FRANCIS - OFFENSE

POS	#	NAME	HT	WT	YR
WR	9	DJ Maultsby	6-1	185	Fr.
OR	16	Denzel Lambert	6-3	175	So.
WR	83	Peyton Nelson	5-11	175	Fr.
OR	1	Brendan Hodge	5-10	190	Gr.
LT	55	Guzzy Kayed	6-5	312	R-So.
OR	56	Kevin Evehe	6-6	295	Fr.
LG	60	Ashtin Ancheta	6-2	300	R-Jr.
OR	61	Chase Haught	6-2	295	R-So.
C	53	Ben Midea	6-2	300	So.
OR	60	Ashtin Ancheta	6-2	300	Sr.
RG	64	Joe Enick	6-2	288	R-So.
OR	58	Nate Hampton	6-2	295	Fr.
RT	67	Connor Van Tassell	6-4	285	R-Jr.
OR	77	Hunter Albright	6-5	310	Fr.
TE	87	Scott Raymond	6-3	225	R-Jr.
OR	89	Brandon London	6-3	225	So.
WR	12	Bobby Cameron	6-1	158	R-So.
OR	1	Brendan Hodge	5-10	190	Fr.
QB	6	Nick Whitfield, Jr.	6-5	206	R-Jr.
OR	2	Jeff Hoenstine	5-10	191	R-So.
RB	3	Raph Ekechi	5-10	200	R-Jr.
OR	4	Jahmil Perryman	5-9	162	R-So.

SAINT FRANCIS - KICKING

POS	#	NAME	HT	WT	YR
PK	18	Mac Plummer	5-10	174	R-Sr.
OR	37	Eli Tucker	6-0	200	Fr.
H	14	Aidan Cirulli	5-11	175	R-Sr.
KO	37	Eli Tucker	6-0	200	Fr.
OR	18	Mac Plummer	5-10	174	R-Sr.
P	14	Aidan Cirulli	5-11	175	R-Sr.
OR	37	Eli Tucker	6-0	200	Fr.
LS	47	Gavin Irons	6-2	235	Gr.

TWO-DEEP TIDBITS - OFFENSE

QUARTERBACKS

Coming off two of his best performances of his career, **#6 Nick Whitfield, Jr.** was 11-for-20 for 58 yards against Duquesne. The redshirt junior did go over 1,000 passing yards for the season and needs 21 yards to surpass the 1,038 yards passing from last season.

• Prior to the game against Duquesne, Whitfield was 57-for-80 with 648 yards passing and two touchdowns. Whitfield had a career night against Bucknell, completing 31 of 44 passes for 377 yards (both career highs). Whitfield has completed at least 26 passes in those two games. The Fredonia, N.Y., native, is 223-for-371 for 2,483 yards in his career with 12 touchdowns.

#2 Jeff Hoenstine had his best game of the season at Duquesne, going 9-for-13 for 62 yards and a touchdown pass. For the year, Hoenstine is 13-for-21 with 80 yards passing, and is 50-for-85 in his career with 535 passing yards and four TDs.

RUNNING BACKS

#3 Raphael Ekechi registered an NCAA Division I career high of 54 yards rushing and two rushing touchdowns against Bucknell. He added three receptions for eight yards. Ekechi has 176 yards on the ground on 49 attempts this season, along with 13 catches for 33 yards. He recorded a career-high four catches for 10 yards against Duquesne.

• Ekechi, who came from Saint Francis from Ole Miss, did not appear in any games with the Rebels after playing two years at the NCAA level at Compton College (2022) and Golden West College (2023) in the Southern California Football Association. Ekechi appeared in 15 games between the two schools, carrying the ball 162 times for 769 yards and scoring seven touchdowns in those two seasons.

#4 Jahmil Perryman has 19 rushes for 103 yards and a touchdown rushing and nine catches for 63 yards in 2025. He registered a season-high 30 yards on five carries against CCSU on September 13, including 27 yards on two carries and a rushing TD against the Blue Devils. Perryman has 148 yards on 25 career carries and also has 26 receptions for 182 yards and a touchdown (in 2024) on his resume.

WIDE RECEIVERS

#1 Brenden Hodge registered the best game of his collegiate career against Delaware State in the last home game for the Red Flash with a career-high nine catches for 131 yards, including a 47-yard reception. The receiving yards were eight yards off his career high that he set at NCAA Division II Western Oregon, including a 74-yard touchdown reception against UT Permian Basin on October 28, 2023. He came to Saint Francis after two years at NCAA Division II Western Oregon. He started his collegiate career at El Camino Community College. Hodge registered 49 catches for 557 yards and four touchdowns in 22 games in his last two seasons.

• Hodge is tied for second in receptions (11) and is third in yards (156) this season.

After recording 11 catches and 180 yards and a TD catch before playing Duquesne, **#9 DJ Maultsby** was held without a catch against Duquesne. He was named NEC Rookie of the Week after posting nine catches for 141 yards and a TD against Bucknell, including two plays that were selected for the NEC Pick-6.

#12 Bobby Cameron, in his third season with Saint Francis, registered his first catch against a non-FBS team with an 11-yard reception against Duquesne. Cameron has three catches for 30 yards in his career after two catches for 19 yards against Louisiana-Monroe and Buffalo.

#16 Denzel Lambert has seven catches for 75 yards in his last three games, including a career-high 48 yards on three catches, including a 31-yard reception against Bucknell.

#83 Peyton Nelson backed up his career-high 11 catches and 131 yards against Bucknell with six catches for 26 yards against Duquesne. Nelson, who leads the team with 26 catches for 201 yards, powers NEC freshmen in both categories.

TIGHT END

#87 Scott Raymond returned from a two-game absence with a career-high three catches for 59 yards against Duquesne, including a 21-yard reception. Raymond has five catches for 45 yards this season and 10 receptions for 90 yards in his career.

#88 Mike Darcy has posted his first five receptions of his career in the previous four games, including three catches for 28 yards against Delaware State. He only had one catch against Bucknell, but it gave the Red Flash a first and goal at the three in the final minute of the game. Darcy came to Loretto from West Chester and moved to tight end last season, and was used primarily as a blocking tight end.

#89 Brendan London did not see action last year in Loretto and will be looking for his first collegiate action in the game.

OFFENSIVE LINE

#67 Connor Van Tassell, **#64 Joe Enick**, **#55 Guzzu Kayed**, **#60 Ashtin Ancheta**, and **#53 Ben Midea** have been the starters for the last five games.

• Van Tassell is in his third year with 15 games played on the offensive line, including 11 games last season. Enick is in his third season in Loretto and appeared in six games in 2024, as well as all six tilts in 2025. Kayed has played in his first six collegiate games despite being in his third year of college, after not seeing playing time in 2024 with Saint Francis or Emory & Henry (2023, redshirted). Ancheta made his Saint Francis debut this season after playing in seven games at Elizabeth City during the 2022-23 season. Midea is in his second year with the Red Flash and has earned the starting spot in six contests.

#61 Chase Haught is in his third year with Saint Francis and has played seven times in the last two years.

#56 Kevin Evehe made his collegiate debut against Buffalo.

#77 Hunter Albright and **#Nate Hampton** all look to make their collegiate debuts against Bucknell.

KICKING

#18 Mac Plummer is 15-for-24 on field goal attempts, including a career-long 50-yard field goal at Kent State. Plummer has 95 kickoffs in his career for 5,359 yards and 12 touchbacks. He averages 56.4 yards per kickoff.

#37 Eli Tucker has 16 kickoffs for 966 yards and four touchbacks this season for the Red Flash.

#14 Aidan Cirulli currently ranks third in FCS on punting yards (1731) and 19th in punting average (43.28). He has attempted 150 punts in four years and 28 games. He has posted 6,168 yards with 13 touchbacks and a 41.1 punting average. He boomed a career-high 69-yard punt at Eastern Michigan on September 21, 2024, and had a 61-yard punt against Louisiana-Monroe. His career punting average is currently tied with Andrew Zecca (41.1, 2015-18) and needs 220 yards to move ahead of Chris Kissel for fourth place (6,387 yards, 1978-81) on the career punt yard list. Cirulli has had four games this season with eight punts. He will also be the holder on field goal attempts.

#47 Gavin Irons was a long snapper at Marian in 2024 for 10 games after transferring from Clemson, and has played six games with the Red Flash.

2025 SAINT FRANCIS UNIVERSITY FOOTBALL

SAINT FRANCIS - DEFENSE

TWO-DEEP TIDBITS - DEFENSE

POS	#	NAME	HT	WT	YR
DT	4	Jack Courtney	6-2	250	R-Sr.
OR	9	Zach Dantzlerward	6-4	287	R-So.
NT	95	Balaam Miller	6-4	311	R-So.
OR	96	Motuila Malafu	6-0	320	Gr.
DT	44	Ike Okoye	6-2	240	Sr.
OR	93	Christian Santiago	5-11	275	Jr.
LB	7	Zach Betts	5-10	263	Fr.
OR	36	Darian Slaughter	6-3	255	Fr.
MIKE	0	Geno Calgaro	5-10	214	So.
OR	11	Kent McMahon	6-1	220	R-So.
LB	8	Kendric Council	6-1	220	So.
OR	10	Kahmari Cook	6-2	203	So.
LB	27	Kahmari Cook	6-0	185	Fr.
OR	29	Cam Kiersch	5-10	180	Fr.
WILL	5	Corey Williams	6-2	192	So.
OR	25	Gavin Hockenberry	5-11	187	R-So.
FS	19	Colin Douglas	5-9	165	So.
OR	35	Arison Walker	5-9	175	Fr.
NB	2	Grayden Lewis	5-11	177	R-So.
OR	30	Ky' Mir Williams	5-11	165	Sr.
CB	12	Malikai Nichols	6-0	160	So.
OR	42	Airriess Rosemond	6-0	170	Fr.

SAINT FRANCIS - RETURNS

POS	#	NAME	HT	WT	YR
KR	4	Jamil Perryman	5-9	162	R-So.
OR	22	Najhee Adams	5-11	185	R-Sr.
PR	4	Jamil Perryman	5-9	162	R-So.

DEFENSIVE LINE

#4 Jack Courtney had a season-high three tackles at Bucknell. Courtney has appeared in 27 tilts in his career, recording 39 tackles (14 solo, 25 assisted), seven tackles for a loss, and an interception. He registered a career-high five tackles and a half sack at LIU on November 16, 2024.

#44 Ike Okoye, who did not play in the last two games, had 12 tackles in his first four games in a Red Flash uniform, including a season-best four against CCSU on September 13. He was on the roster at Liberty for four seasons. He appeared in 10 games for the Flames in 2020.

#95 Balaam Miller had a career-high six tackles at Buffalo on September 6 and against Delaware State. The redshirt junior has all 19 of his career tackles this season after playing in two games last season without registering a stat.

#9 Zach Dantzleward posted a career-high four tackles (three solo, one assisted) against Delaware State. The redshirt sophomore has six solo and six assisted tackles in his two seasons in the 'Lo after transferring from Old Dominion.

#96 Motuila Malafu registered a Saint Francis career-high six tackles against Delaware State (three solo, three assisted). Malafu came to Saint Francis after playing 13 games with 20 tackles (three solo, 17 assisted) and a half-sack in 2023-24 at Angelo State. He also played a season at Merced College.

#93 Christian Santiago posted a career-high three tackles at Buffalo. In his third season with Saint Francis, Santiago has registered five solo tackles and six assisted tackles in 13 games. He also has two tackles for loss and a half-sack on his resume.

LINEBACKERS

#0 Geno Calgaro has recorded 60 tackles this season, including a career-high 15 against Buffalo to become the first player since Carter Glassmyer against Sacred Heart on September 23, 2023, to register 15 tackles in a game. Calgaro ranks fifth in FCS in tackles and tackles per game (12.0). Calgaro has 118 tackles in his last 12 games, with eight contests with at least nine tackles.

#5 Corey Williams notched a career-high six tackles and his first collegiate interception against Buffalo. Williams ranks fourth on the team with 20 tackles (12 solo, eight assisted). He has appeared in seven career games and registered all of his stats this season.

#7 Zach Betts ranks fourth on the team in tackles with 30 (20 solo, 10 assisted). He has posted at least seven tackles in three of the six games in 2025, including a career-high nine tackles against Buffalo. He leads the team with four sacks this season. In 13 career games, Betts has registered 27 solo tackles, 18 assisted tackles, 8.5 tackles for a loss, and five sacks.

#8 Kendric Council, who did not play against Duquesne, notched a career-high nine tackles against Delaware State after a seven-tackle performance against Buffalo. He ranks third on the team with 30 tackles (15 solo, 15 assisted). Council has 60 tackles (27 solo, 33 assisted) with 6.5 tackles for loss and one sack in his career. He notched his first career sack against Delaware State on October 5, 2024.

#10 Kahmari Cook has reached at least five tackles in each of his last three tilts. He has been cookin' with five tackles against Delaware State and Duquesne, with a career-high seven tackles against Bucknell sandwiched in between. He has 24 tackles (14 solo, 10 assisted) in 10 career games.

#11 Kent McMahon has appeared in 10 games in three seasons with three solo and eight assisted tackles for 11 total tackles and one tackle for loss. He had three tackles (one solo, two assisted) in the season opener, setting a new career high.

#25 Gavin Hockenberry has appeared in five games. He posted his first career tackle at Buffalo and finished the contest with four tackles (one solo, three assisted), and has one solo and four assisted for a total of five tackles this season.

#29 Cam Kiersch registered a career-high eight tackles against Duquesne after not posting a tackle in his first two collegiate contests.

#36 Darian Slaughter notched his first two career solo tackles against Duquesne after posting an assisted tackle against Louisiana-Monroe in his collegiate debut.

#45 Darian Nelson has played in the last two Red Flash contests and has registered 10 tackles in those two games. The freshman had a career-high six tackles at Duquesne.

CORNERBACK

#2 Grayden Lewis notched a career-high six tackles against CCSU after a then-career-high five tackles against Buffalo the week before. He has 13 tackles this season in four games.

#12 Malikai Nichols is in his second season in Loretto and has played in five games in his career. Nichols had his first career tackle against Louisiana-Monroe.

#19 Colin Douglas has 35 tackles in 2025 (22 solo, 13 assisted), including 27 tackles in his last three games after a career-high nine tackles against CCSU, seven against Delaware State, and eight against Bucknell.

#30 Ky' Mir Williams has registered two tackles against both CCSU and Bucknell and has five tackles on the year.

#35 Arison Walker registered a career-high five tackles against Buffalo and has appeared in five games with eight tackles (four solo, four assisted).

#42 Airriess Rosemond also made his collegiate debut against Buffalo with his first two tackles.

RETURNS

#14 Jamil Perryman has attempted 16 kickoff returns in his career for 281 yards, including 15 for 276 yards this season. His best return was 35 yards against Bucknell, while he had a career-high five attempts for 115 yards against Duquesne. Perryman also has two punt returns on his resume.

#37 Najhee Adams has five kickoff returns in 2025 for 66 yards with a long of 18 yards against Delaware State. He played four years at Lafayette, where he appeared in 17 games and made four kick returns during his career, totaling 75 yards (all four returns occurred in 2021, with a long of 19 yards).

2025 NEC STANDINGS

TEAM	NEC	PCT.	OVERALL	PCT.	STREAK
CCSU	3-0	1.000	5-3	.625	W3
Duquesne	3-0	1.000	5-3	.625	W4
Mercyhurst	2-1	1.000	3-5	.375	L1
Stonehill	1-1	.500	2-5	.286	L2
LIU	1-2	.333	2-5	.286	W1
New Haven	0-0	.000	4-3	.571	W2
Robert Morris	0-2	.000	1-6	.143	L4
Wagner	0-2	.000	1-6	.143	L2
Saint Francis	0-2	.000	0-6	.000	L6

NEC TEAMS IN ACTION

Saturday, October 25, 2025
Stonehill at Mercyhurst, 12:00 (NEC Front Row)
Duquesne at Wagner, 12:00 (ESPN+, SportsNet Pittsburgh, YES)
New Haven at LIU, 12:00, 12:00 (NEC Front Row)
Robert Morris at Saint Francis, 3:00 (NEC Front Row)

LAST WEEK'S RESULTS

Saturday, October 18, 2025
Yale 47, Stonehill 7
LIU 17, Robert Morris 7
CCSU 24, Wagner 17
Duquesne 37, Mercyhurst 0

NEC/ATLANTIC TOMORROW'S OFFICE
OFFENSIVE PLAYER OF THE WEEK
Ness Davis, Duquesne
Running Back, R-Sophomore, Athens, GA/Athens Christian

DEFENSIVE PLAYERS OF THE WEEK
Avery Morris, Duquesne
Linebacker, Graduate Student, Humble, TX/Atascocita

SPECIAL TEAMS PLAYER OF THE WEEK
Matt Clark, Duquesne
Kicker, Senior, Easton, PA/Easton Area

ROOKIE OF THE WEEK
Zach Bonini, Central Connecticut
Kicker, R-Freshman., Enfield, CT/Enfield

NEC PRIME PERFORMERS
Brady Olson, CCSU (QB, Sr)
Chris Jean, CCSU (DB, So)
Malachi Wright, CCSU (LB, Sr)
Ness Davis, DUQ (RB, R-So)
Kevin Kurzinger, DUQ (DL, Gr.)
Avery Morris, DUQ (LB, Gr)
Jalen Bell, LIU (DB, So)
O'Shawn Ross, LIU
Ethan Shine, RMU (RB, Jr)
Camdon Wilborn, RMU (DL, So)
Charles Battaglia, STO (LB, Jr)
Jordan Johnson, WC (LB, Sr)

NEC HONORS

Week 1: Geno Calgario, Atlantic Tomorrow's Office/NEC Defensive Player of the Week
Calgario paced the Red Flash with 12 tackles against FBS opponent Louisiana-Monroe in the season opener on August 28. Saint Francis held Louisiana-Monroe to 10 points in the first half, tying for the fewest points allowed in the first half against an FBS school in the Loretto program's history. The Red Flash also allowed 10 points in the opening half of the game against Akron on September 1, 2022. It was the third fewest allowed in any half after only allowing three points to Kent State in the second half on September 7, 2023, and seven points in the second half against Eastern Michigan on September 3, 2022. The sophomore was also named the NEC Defensive Player of the Week for the week of October 28-November 3. He was the NEC Rookie of the Week for that week, and for October 14-20.

Calgario became the seventh player since 1997 to earn multiple NEC Defensive Player of the Week honors and the fifth under head coach Chris Villarrial. The sophomore joins Carter Glassmaker, Lorenzo Jerome, DaQuan Minter, Matthew Parker, and Jalen Wells as two-time honorees, while Da'Jon Lee earned the NEC Defensive Player of the Week award two times in three seasons to hold the record with six weekly awards for top defender.

It marked the 33rd time since 1997 a Red Flash player has been named the NEC Defensive Player of the Week, and Calgario is the 23rd different player to earn the distinction. It is the 27th time a player has been named NEC Defensive Player of the Week, and Calgario is the 18th different recipient under Villarrial.

Week 2: Geno Calgario, NEC Prime Performer
Calgario paced the defense again with a career-high 15 tackles against FBS Buffalo on September 6, including two tackles for a loss. Calgario posted 10 tackles for the second-straight game, both coming against FBS opponents. He has recorded double figures in tackles in four of his last five games, including three consecutive. The last time a Red Flash player had 15 tackles was Carter Glassmyer against Sacred Heart on September 23, 2023.

Week 4: Geno Calgario, Brenden Hodge, NEC Prime Performer
Calgario registered 12 tackles, including tackles for loss against the Hornets. Calgario has registered at least nine tackles in all four games this season and double figures in three of them. Dating back to his last 10 games, he has 106 tackles and at least nine tackles in eight of those contests. The sophomore leads the NEC and ranks seventh in NCAA FCS for tackles and tackles per game.

Hodge registered nine catches for 131 yards against Delaware State on Saturday, including a 21-yard reception to help set up the first Red Flash score. Hodge just fell short of his career highs in receptions and yards after finishing with six catches for 134 yards on Saturday. Hodge posted seven catches and 139 yards in one game against UT Permian Basin on October 28, 2023. Hodge was the first Red Flash player with 100 yards receiving since Gavin Thomas against Kent State on September 7, 2024, and Hodge was the first player with six catches since Thomas in last year's meeting against Delaware State.

Week 5: DJ Maultsby, NEC Rookie of the Week; Maultsby, Peyton Nelson, Nick Whitfield, Jr., NEC Prime Performer
Maultsby registered nine catches for 141 yards (42 after the catch) and a touchdown for the Red Flash in the first-ever meeting against Bucknell. In the four scoring drives, the freshman had five catches for 108 yards and a touchdown to help Saint Francis register its best offensive game of the season. Maultsby registered a 15-yard reception on the first TD of the game, putting the Red Flash in Bucknell's territory. The freshman was then able to get a foot down, falling out of the end zone, to give the Loretto program a 14-10 lead at halftime. To start the second half, the freshman hauled in another spectacular catch on a 48-yard reception to set up a Mac Plummer 21-yard field goal for a 17-10 advantage. Looking to make a comeback, Maultsby converted a third and four with a 25-yard reception to go over 100 receiving yards for the first time in his career and then had a 10-yard catch on the drive that led to Saint Francis retaking the edge at 23-22. The freshman also had three catches for 23 yards on two other drives that nearly led to scores. He had four- and seven-yard receptions on the team's opening drive and nearly gave Saint Francis a 7-0 lead on a 28-yard touchdown, but his foot barely clipped the out-of-bounds line. He also had a 12-yard catch in the final drive of the game that stalled in the red zone with a chance to tie the game. He had a catch on five of the 11 drives for Saint Francis and had six catches for over 10 yards and two catches that went for 25 yards or more. After not registering a catch in his first three games, Maultsby has 11 catches for 180 yards and a touchdown in his last two contests and is now the NEC's freshman leader in receiving yards.

Maultsby becomes the 32nd player under head coach Chris Villarrial to earn NEC Rookie of the Week honors and the 40th time for the team dating back to the 1997 season. The Red Flash has had at least one top rookie every season under Villarrial with 21 different players earning the distinction in his 16 seasons. Maultsby is the 11th offensive player to be named the Rookie of the Week and the 18th time under the coach. He is the 13th different offensive player since 1997, and the 20th time a player on the Saint Francis offense has received the honor. Breaking it down by position, Maultsby is the sixth different receiver (fifth under Villarrial) and eighth time overall, joining Mekhi Workman (9-4-23), Makai Jackson (11-7-22), Elijah Sarraatt (10-31-22, 9-26-22, 9-19-22), Ra'Shaun Henry (9-11-17), and Maurice Sales (11-17-03).

Maultsby is the fourth different player on the 2025 roster to receive a weekly major award, joining Geno Calgario (11-4-24, 10-21-24), Jeff Hoenstine (10-7-24, 9-9-24), and Nick Whitfield Jr. (10-30-23). Calgario is the only other player to earn a major weekly award this season after being named the NEC Defensive Player of the Week for the first week of the season. Calgario was also named the NEC Defensive Player of the Week last season and twice garnered NEC Rookie of the Week distinction. Hoenstine was the NEC Offensive Player of the Week in 2024, and Whitfield was the NEC Offensive Player of the Week in 2023 for all the major weekly awards bestowed upon the players on this roster have honored them.

Maultsby, fellow wide receiver Peyton Nelson, and Whitfield picked up NEC Prime Performers for the week.

Nelson registered 11 catches for 131 yards (82 yards after the catch) for Saint Francis against Bucknell for his first 100-yard receiving game of his career. He registered eight of those receptions in the second half for 73 yards in the second half, including five catches for 47 yards on the almost game-tying drive to end the game. The freshman recorded a 10-yard catch to set up first and goal on the drive that gave the Red Flash a 23-22 edge in the fourth quarter. Nelson added a 48-yard reception in the first half. The freshman is the first receiver with 10+ receptions since Jackson against Wagner on September 17, 2022. Nelson leads the team with 20 catches and ranks second with 175 yards. He leads NEC freshmen in receptions and ranks second behind Maultsby in receiving yards.

Whitfield went 31-for-44 for 377 yards and a touchdown pass, along with five rushes for 26 yards, to total over 400 yards against the Bison. Both yards and completions were career-highs for the redshirt junior. During the Red Flash's four scoring drives, Whitfield was 12-for-17 for 188 yards and had five rushes for 26 yards. He was 3-for-4 for 51 yards passing to help the Red Flash tie the game at 7 early in the second quarter. He then helped Saint Francis take a 14-10 lead going into halftime, going 4-for-4 for 47 yards and a 10-yard touchdown pass to Maultsby in the final minute of the second quarter. To start the second half, Whitfield's 42-yard connection to Maultsby set up a Mac Plummer field goal to give the Flash a 17-10 advantage. He then orchestrated a go-ahead drive to give Saint Francis a 23-22 lead after connecting on 4 of 5 attempts for 48 yards, while the redshirt junior had a 16-yard scamper to set up first and goal. Whitfield threw for over 300 yards, becoming the first quarterback to hit that mark since Cole Doyle against Merrimack in the de facto NEC Championship Game on November 19, 2022. The redshirt junior has completed 57 passes in his last two games for 658 yards passing. After being the first player since Jason Brown to have 25 completions, Whitfield is the first player since Brown to have 30 completions in a game against CCSU on November 9, 2019.

Calgario leads the team with three Prime Performers this season, while Maultsby, Nelson, Whitfield, and Brenden Hodge each have one honor in 2025. It was Whitfield's second Prime Performer of his career after one in 2023, while Hoenstine and Plummer earned a Prime Performer last season.

THE LAST TIME (TEAM)

SCORING

80 or more	80, vs. Virginia-Lynchburg (9/27/14)
70 or more	80, vs. Virginia-Lynchburg (9/27/14)
60 or more	69, vs. Lock Haven (9/2/17)
50 or more.....	52, at Merrimack (11/19/22)
40 or more.....	49, at CCSU (11/18/23)
30 or more.....	49, at CCSU (11/18/23)
20+ in a half.....	22 (2nd), at Delaware State (10/5/24)
30+ in a half.....	38 (1st), at Merrimack (11/19/22)
21+ in a quarter	22 (4th), at Delaware State (10/5/24)

OFFENSE

400+ rushing yards	438, vs. Virginia-Lynchburg (9/27/14)
300+ rushing yards.....	304, at Sacred Heart (10/29/22)
200+ rushing yards.....	257, at Delaware State (10/5/24)

300+ passing yards.....	377, at Bucknell (9/27/25)
250+ passing yards	377, at Bucknell (9/27/25)

600+ total offense yards.....	628, vs. Wagner (10/17/15)
500+ total offense yards.....	549, at CCSU (11/18/23)
400+ total offense yards.....	478, at Bucknell (9/27/25)

Threw 2 interceptions.....	Delaware State (9/22/25)
Threw 3 interceptions.....	at Wagner (11/19/16)

DEFENSE

Allowed less than 20 points	17, at Robert Morris (10/26/24)
Allowed less than 10 points	7, vs. Wagner (10/12/23)
Allowed zero touchdowns	at LIU (10/19/19)
Shut out an opponent.....	30-0, at LIU (10/19/19)
Held opponent scoreless in a half	2nd, at Wagner (10/19/24)
Allowed less than 100 passing yards	59, at CCSU (11/18/23)
Allowed less than 100 rushing yards	85, at Robert Morris (10/26/24)
Allowed less than 50 rushing yards	47, at Wagner (10/19/24))
Allowed less than 100 total offense yards.....	98, Va.-Lynchburg (9/27/14)

Recorded 3+ sacks	5, at Delaware State (10/5/24)
Held opponent without a sack.....	at Delaware State (10/5/24)

Recorded 2+ interceptions.....	2, at Buffalo (9/6/25)
Recorded 3+ interceptions	3, vs. Merrimack (9/14/21)
Recorded 5+ interceptions	7, vs. Sacred Heart (9/18/10)

Returned an interception for a TD.....	vs. Duquesne (11/12/22)
Returned two interceptions for a TD	vs. Lock Haven (10/2/17)
Returned a fumble for a TD	vs. CCSU (9/14/24)

SPECIAL TEAMS

Returned a kickoff for a TD	vs. Wagner (9/17/22)
Returned a punt for a TD.....	vs. LIU (10/9/21)
Returned a blocked punt for a TD	at Duquesne (10/21/23)
Blocked a punt	vs. Merrimack (10/28/23)
Recovered an onside kick.....	at Delaware State (10/5/24)

GAME SITUATIONS

Came back from down 10+ to win	11, at Delaware State (10/5/24)
Won when down at start of 4th	at Delaware State (10/5/24)
Won when trailing at halftime.....	at Delaware State (10/5/24)
Defeated a nationally ranked team	at #22 Liberty (9/30/17)
Defeated an FBS team.....	at Kent State (9/7/24)
Won in overtime.....	14-7, Robert Morris (11/16/02)
Lost in overtime	30-23, at Akron (9/1/22)
Won back-to-back games	(9/30/23-10/12/23)
Won 3+ consecutive games.....	9, (9/17/22-11/19/22)
Won 4+ consecutive games.....	9, (9/17/22-11/19/22)
Won 5+ consecutive games.....	9, (9/17/22-11/19/22)
Won 6+ consecutive games.....	9, (9/17/22-11/19/22)
3+ consecutive games of 200+ rush yards	3, (10/15/22-10/29/22)
3+ consecutive game with an interception.....	5, (11/5/22-8/31/23)
3+ consecutive games with 21+ points	5, (10/12/23-11/18/23)
3+ consecutive games opponent under 21 points.....	4, (10/1/22-10/29/22)
Back-to-back NEC wins	(9/30/23-10/12/23)

THE LAST TIME (INDIVIDUAL)

ALL-PURPOSE YARDS

400+ yards	457, Kyle Harbridge vs. Morehead State (9/17/11)
300+ yards	384, Kyle Harbridge vs. Fordham (9/28/13)
200+ yards.....	211, Makai Jackson vs. Wagner (9/17/22)
Two players 150+ yards.....	Jymere Jorda-Toney & Kamron Lewis (10/1/16)

RUSHING

300+ yards	346, Kyle Harbridge vs. Morehead State (9/17/11)
250+ yards	291, Kyle Harbridge vs. Fordham (9/28/13)
200+ yards.....	220, Marcus Bagley at Columbia (9/16/16)
150+ yards.....	183, Markell Holman at Delaware State (10/5/24)
100+ yards	183, Markell Holman at Delaware State (10/5/24)
3+ rushing TDs	3, Joel Denley vs. Wagner (11/16/19)
2+ rushing TDs.....	2, Raphael Ekechi at Bucknell (9/27/25)
A rush of 90+ yards.....	97, DeMarcus McElroy vs. CCSU (9/14/24)
A rush of 80+ yards.....	97, DeMarcus McElroy vs. CCSU (9/14/24)
A rush of 70+ yards	97, DeMarcus McElroy vs. CCSU (9/14/24)

PASSING

400+ yards	412, Cole Doyle at Merrimack (11/19/22)
350+ yards.....	377, Nick Whitfield at Bucknell (9/27/25)
300+ yards	377, Nick Whitfield at Bucknell (9/27/25)
250+ yards.....	377, Nick Whitfield at Bucknell (9/27/25)
5+ passing TDs	5, Cole Doyle at Merrimack (11/19/22)
4+ passing TDs	4, Cole Doyle at CCSU (11/18/23)
3+ passing TDs	4, Cole Doyle at CCSU (11/18/23)
Threw 3+ interceptions	3, Zack Drayer at Wagner (11/19/16)
Threw 2+ interceptions	2, Nick Whitfield Jr. Delaware State (9/20/25)
Pass of 70+ yards	71, Whitfield Jr. to Gilland at CCSU (9/13/25)

RECEIVING

6+ catches.....	Payton Nelson, at Duquesne (10/11/25)
8+ catches.....	9, DJ Maultsby at Bucknell (9/27/25)
10+ catches.....	11, Payton Nelson at Bucknell (9/27/25)
Two players 5+ catches.....	Maultsby (9), Nelson (11) at Bucknell (9/27/25)
Two players 10+ catches	Lisenby, Henry (12,10) at #17 CCSU (11/9/19)
100+ yards	Maultsby (141), Nelson (131) at Bucknell (9/27/25)
150+ yards.....	163, Dawson Snyder at Merrimack (11/19/22)
Two players 100+ yards.....	Maultsby (141), Nelson (131) at Bucknell (9/27/25)
2+ receiving TDs.....	2, Dawson Snyder at CCSU (11/18/23)
3+ receiving TDs.....	3, Elijah Sarratt at Sacred Heart (10/29/22)
TD on first-career reception	Nick Whitfield Jr. vs. Merrimack (10/28/23)
Three players 5+ catches.....	Snyder, Jackson, Sarratt (7, 6, 5) at Merrimack (11/19/22)

DEFENSE

Interception for a TD	Jack Courtney, 20 yards, vs. Duquesne (11/12/22)
Fumble return for TD.....	Fran Brown Jr, 0 yards, vs. CCSU (9/14/24)
2+ sacks.....	2.0, Paul Tangelo at Dayton (8/31/24)
3+ tackles for loss.....	3.0, Paul Tangelo at Dayton (8/31/24)
2+ interceptions.....	2, Gio Vonne Sanders vs. Merrimack (9/14/21)
Two players 2+ interceptions.....	Duncan, Jermone at Robert Morris (10/8/16)
2+ forced fumbles	2, Paul Tangelo at Dayton (8/31/24)
2+ fumble recoveries.....	2, Eddie Biersals at Dayton (8/31/24)

10+ tackles.....	11, Geno Calgario, Delaware State, (9/20/25)
15+ tackles.....	15, Geno Calgario, at Buffalo (9/6/25)
20+ tackles.....	24, Matthew Parker vs. Wagner (10/16/10)
30+ tackles.....	33, Bob McHale vs. Geneva (10/23/82)
True freshman tackle leader	7, Geno Calgario at Wagner (10/19/24)

SPECIAL TEAMS

5+ field goals	5, Alex Schmoke vs. Merrimack (11/13/21)
4+ field goals	5, Alex Schmoke vs. Merrimack (11/13/21)
3+ field goals	3, Mac Plummer at Kent State (9/7/24)
10+ consecutive field goals made.....	12, Lance Geesey (10/17/15-11/5/15)
Field goal make of 45+ yards	50, 46, Mac Plummer at Kent State (9/7/24)
Punt of 70+ yards	72, Andrew Zecca vs. Bryant (11/3/18)
Punt of 60+ yards.....	61, Aidan Cirulli at Louisiana-Monroe (8/28/25)
Kickoff return for TD	DaMario Crawford, 94 yards, vs. CCSU (9/14/24)
Punt return for TD	Josh McGrigg, 59 yards, vs. LIU (10/9/21)
Blocked a punt	James Tharpe vs. Merrimack (10/28/23)
Blocked punt return for TD.....	Trey McLeer at Duquesne (10/21/23)
Blocked a field goal	Shawn Phillips vs. CCSU (9/14/24)
Blocked an extra point	2x, at Louisiana-Monroe (8/28/25)

2025 SAINT FRANCIS UNIVERSITY FOOTBALL


SAINT FRANCIS WHEN...	
Record	0-6
NEC	0-2
Non-Conference	0-3
Home	0-1
Away	0-5
vs. Top-25 FCS teams	0-0
Scoring first	0-0
Opponent scores first	0-6
Leading at halftime	0-1
Trailing at halftime	0-3
Tied at halftime	0-1
Leading after three quarters	0-0
Trailing after three quarters	0-6
Tied after three quarters	0-0
In overtime	0-0
Scoring less than 20 points	0-5
Scoring 20+ points	0-1
Scoring 30+ points	0-0
Allowing less than 20 points	0-0
Allowing 20+ points	0-6
Allowing 30+ points	0-5
Rushing for less than 100 yards	0-4
Rushing for 100+ yards	0-2
Rushing for 150+ yards	0-0
Rushing for 200+ yards	0-0
Allowing less than 100 yards rushing	0-2
Allowing 100+ yards rushing	0-4
Allowing 150+ yards rushing	0-3
Allowing 200+ yards rushing	0-3
Passing for less than 200 yards	0-4
Passing for 200+ yards	0-2
Passing for 250+ yards	0-1
Passing for 300+ yards	0-1
Allowing less than 200 yards passing	0-5
Allowing 200+ yards passing	0-1
Allowing 250+ yards passing	0-0
Allowing 300+ yards passing	0-0
Totaling less than 300 yards offense	0-4
Gaining 300+ yards total offense	0-2
Gaining 400+ yards total offense	0-1
Gaining 500+ yards total offense	0-0
Allowing less than 300 yards total offense	0-0
Allowing 300+ yards total offense	0-6
Allowing 400+ yards total offense	0-2
Having a 100-yard rusher	0-0
Opponent has a 100-yard rusher	0-2
Having no turnovers	0-0
Having 1-2 turnovers	0-5
Having 3+ turnovers	0-1
Having no takeaways	0-2
Having 1-2 takeaways	0-2
Having 3+ takeaways	0-0
Having 30:00+ time of possession	0-1
Having less than 30:00 time of possession	0-5

THIRD-FOURTH-POSSESSION													
3rd-Down Conversions													
Date	Opponent		Score	Overall	1st Qtr	2nd Qtr	3rd Qtr	4th Qtr	Overtime				
08/28/2025	at ULM	L	0-29	2-12 16.7	1-3 33.3	0-4 0.0	1-2 50.0	0-3 0.0	0-0 0.0				
09/06/2025	at Buffalo	L	6-45	4-15 26.7	0-3 0.0	2-6 33.3	0-2 0.0	2-4 50.0	0-0 0.0				
09/13/2025	at Central Conn. St.	L	7-31	2-13 15.4	0-2 0.0	2-5 40.0	0-4 0.0	0-2 0.0	0-0 0.0				
09/20/2025	Delaware St.	L	10-39	0-10 0.0	0-2 0.0	0-2 0.0	0-3 0.0	0-3 0.0	0-0 0.0				
09/27/2025	at Bucknell	L	23-30	8-14 57.1	2-3 66.7	2-4 50.0	0-3 0.0	4-4 100.0	0-0 0.0				
10/11/2025	at Duquesne	L	7-52	1-13 7.7	0-3 0.0	0-4 0.0	0-2 0.0	1-4 25.0	0-0 0.0				
Saint Francis				17-77 22.1	3-16 18.8	6-25 24.0	1-16 6.3	7-20 35.0	0-0 0.0				
Opponents				46-89 51.7	18-26 69.2	7-26 26.9	9-19 47.4	12-18 66.7	0-0 0.0				
4th-Down Conversions													
Date	Opponent		Score	Overall	1st Qtr	2nd Qtr	3rd Qtr	4th Qtr	Overtime				
08/28/2025	at ULM	L	0-29	0-1 0.0	0-0 0.0	0-0 0.0	0-0 0.0	0-1 0.0	0-0 0.0				
09/06/2025	at Buffalo	L	6-45	1-2 50.0	0-0 0.0	1-2 50.0	0-0 0.0	0-0 0.0	0-0 0.0				
09/13/2025	at Central Conn. St.	L	7-31	0-0 0.0	0-0 0.0	0-0 0.0	0-0 0.0	0-0 0.0	0-0 0.0				
09/20/2025	Delaware St.	L	10-39	3-5 60.0	0-0 0.0	0-0 0.0	1-2 50.0	2-3 66.7	0-0 0.0				
09/27/2025	at Bucknell	L	23-30	0-1 0.0	0-1 0.0	0-0 0.0	0-0 0.0	0-0 0.0	0-0 0.0				
10/11/2025	at Duquesne	L	7-52	2-3 66.7	0-1 0.0	0-0 0.0	0-0 0.0	2-2 100.0	0-0 0.0				
Saint Francis				6-12 50.0	0-2 0.0	1-2 50.0	1-2 50.0	4-6 66.7	0-0 0.0				
Opponents				6-11 54.5	1-1 100.0	3-4 75.0	1-2 50.0	1-4 25.0	0-0 0.0				
Time of Possession													
Date	Opponent		Score	Overall	1st Qtr	2nd Qtr	3rd Qtr	4th Qtr	Overtime				
08/28/2025	at ULM	L	0-29	29:11	07:52	08:06	05:57	07:16	00:00				
09/06/2025	at Buffalo	L	6-45	22:41	03:40	08:55	04:28	05:38	00:00				
09/13/2025	at Central Conn. St.	L	7-31	28:36	06:30	10:47	06:33	04:46	00:00				
09/20/2025	Delaware St.	L	10-39	27:16	04:23	07:15	08:54	06:44	00:00				
09/27/2025	at Bucknell	L	23-30	35:47	07:07	08:41	08:31	11:28	00:00				
10/11/2025	at Duquesne	L	7-52	29:31	06:46	08:10	04:04	10:31	00:00				
Saint Francis				Total	173:02	36:18	51:54	38:27	46:23				
				Avg.	28:50	06:03	08:39	06:25	07:44				
Opponents				Total	186:01	47:49	43:59	40:52	53:21				
				Avg.	31:00	07:58	07:20	06:49	08:54				

GAME-BY-GAME OFFENSIVE LEADERS						
OPPONENT	PASS COMPLETIONS	PASS YARDS	RUSH ATTEMPTS	RUSH YARDS	RECEPTIONS	RECEIVING YARDS
ULM	Whitfield (9)	Whitfield (36)	Ekechi (10)	Ekechi (37)	Vines (2)	Vines (16)
BUF	Whitfield (17)	Whitfield (111)	Ekechi (8)	Ekechi (21)	Nelson (4)	Nelson (34)
CCSU	Whitfield (13)	Whitfield (159)	Ekechi (7)	Ekechi (35)	Dyson (3)	Gilland (71)
DSU	Whitfield (26)	Whitfield (271)	Adams (7)	Whitfield (22)	Hodge (6)	Hodge (131)
BUCK	Whitfield (31)	Whitfield (377)	Ekechi (12)	Ekechi (54)	Nelson (11)	Maultsby (141)
DUQ	Whitfield (11)	Hoenstine (62)	Ekechi (12)	Ekechi (29)	Nelson (6)	Raymond (39)
RMU						
WC						
MC						
LIU						
STO						

GAME-BY-GAME DEFENSIVE LEADERS						
OPPONENT	TACKLES	TACKLES FOR LOSS	SACKS	INTS	FORCED FUMBLES	FUMBLES RECOV
ULM	Calgaro (12)	Calgaro (2)	Betts (1.5)	Harris (1)	Douglas/Jones (1)	None
BUF	Calgaro (15)	Calgaro (1.5)	None	Joyner/Williams (1)	None	None
CCSU	Douglas/Calgaro (9)	Okoye (3.5)	Betts/Okoye (0.5)	None	Douglas (1)	None
DSU	Calgaro (12)	Calgaro (2)	Betts (1.0)	Douglas (1)	None	None
BUCK	Douglas (8)	Four Players (1)	Council/Glassmyer (1.0)	None	None	None
DUQ	Kiersch (8)	Betts/Nelson (1)	Betts (1.0)	None	None	None
RMU						
WC						
MC						
LIU						
STO						

Maurice Stokes (1951-55) - Stokes led the Frankies to the 1955 National Invitation Tournament and was named Most Valuable Player although his team finished fourth in the tournament. In his first college season, Stokes averaged 23.1 points and 26.5 rebounds per game. In the following season, he averaged 27.1 points and 26.2 rebounds per game. Stokes remains Saint Francis' all-time leading rebounder with 1,819 and is second in scoring with 2,282 points. The Red Flash were 79-30 during Stokes' four seasons. During his three seasons in the NBA (1955-58), he grabbed more rebounds than any other player with 3,492 (Bob Pettit was second with 3,417) and also amassed 1,062 assists, which was second in the NBA only to Boston Celtics' point guard Bob Cousy (1,583). Stokes was named an All-Star and All-NBA Second Team for all three seasons of his career. He



was inducted into the Naismith Memorial Basketball Hall of Fame in September 2004. On March 12, 1958, in the last game of the 1957-58 NBA regular season, Stokes was knocked unconscious after he drove to the basket, drew contact, and struck his head as he fell to the court. He was revived with smelling salts and returned to the game. Three days later, after recording 12 points and 15 rebounds in an opening-round playoff game against the Detroit Pistons, he became ill on the team's flight back to Cincinnati. Stokes later suffered a seizure and was left permanently paralyzed. He was diagnosed with post-traumatic encephalopathy, a brain injury that damaged his motor-control center. On June 9, 2013, the NBA announced that both Stokes and Jack Twyman would be honored with an annual award in their names, the Twyman-Stokes Teammate of the Year Award, which recognizes the player that embodies the league's ideal teammate that season.

Anthony J. Bova - Bova was a professional football player for the Pittsburgh Steelers during the 1940s. He played for the Steelers during World War II, when they temporarily merged with the Philadelphia Eagles (in 1943) and Chicago Cardinals (in 1944) to form the "Steagles" and "Card-Pitt". He played end, halfback, and quarterback during his career from 1942 to 1947. In 1942 he also played left end on defense and in 1947 scored a safety. In 1943 Bova led the NFL in average gain per completed pass in 1943, netting 419 yards in 19 completed aeriels. He was also blind in one eye and partially blind in the other. He joined the United States Navy during World War II and reported for duty in February 1943 as a Seabee.[9] He was soon discharged from the navy due to his vision.

Paul Boyton - Boyton, known as the Fearless Frogman, was a showman and adventurer some credit as having spurred worldwide interest in water sports as a hobby, particularly open-water swimming. Boyton is best known for his water stunts that captivated the world, including crossing the English Channel in a novel rubber suit that functioned similarly to a kayak. As the founder of Sea Lion Park in 1895, Boyton is also known as the originator of the first modern amusement park with a fenced-in enclosure and admission charged at the gate.

Calvin Fowler (1959-62) - Fowler was the captain of the United States gold medal basketball team at the 1967 Pan American Games. He also was co-captain of the U.S. gold medal team at the 1968 Summer Olympics.

Mike Iuzzolino (1989-91) - Iuzzolino was selected by the Dallas Mavericks in the second round (35th pick overall) of the 1991 NBA draft. Iuzzolino, a 5-foot 10 inch point guard, played two years in the National Basketball Association (NBA), both with the Mavericks. He averaged 9.0 points per game in his career. In 1993, he signed as a free agent with the Orlando Magic, but was waived. After his NBA career, Iuzzolino played professionally in Italy and Spain. Iuzzolino was featured in the 1993 arcade edition of the popular video game NBA Jam.

Scott Layden (1978-81) - Layden graduated from Saint Francis with a degree in Business and Sports Marketing. He worked as an assistant coach for the Utah Jazz with his father, Frank, where he is generally considered for the selection of John Stockton with the 16th pick in the 1984 NBA Draft and Karl Malone the following year with the 13th pick. He also served as the general manager of the New York Knicks and the Minnesota Timberwolves.

Bob Moore (1965-69) - Moore served as the Director of Public Relations with the Kansas City Chiefs for 21 years starting in 1989. He then served as the team's historian for eight years and is now a historian emeritus. Moore got his start in professional sports with the Philadelphia/Baltimore Stars for three years and also started as a sports information director at Saint Francis and Drexel. Moore was inducted into the Saint Francis Athletics Hall of Fame over the summer for his contributions to the Golden Era wing of the Saint Francis Hall of Fame.

John Naioti (1938-42) - Naioti played in the National Football League for the Pittsburgh Steelers in 1942. He then went into the Army Air Corp during World War II. He was a first lieutenant navigator and a member of the 603rd Squadron. On August 16, 1944, he flew on a mission from Nuthampstead, England to Delitzsch, Germany.[3] He completed his 32 combat missions on August 26, 1944, after a flight over Gelsenkirchen, Germany. After completion of his military service, he returned to the Pittsburgh Steelers and played in 1945. In 1945 he also kicked four point after touchdowns.

Kevin Porter (1968-72) - Over an 11-year NBA career, Porter averaged 11.6 ppg, 8.1 apg, while winning four assist titles. Basketball historian Bijan Bayne said, "What always stood out about Kevin Porter is that he was pass-first, in an era of Pistol, Clyde, Pearl, Tiny, Westphal and Jo Jo. That watered down his star quality. Porter himself added, "That's what I did. I got the ball to scorers. That's what kept me in the league that long."

Charles M. Schwab (1874-77) - Schwab was an American steel magnate. Under his leadership, Bethlehem Steel became the second-largest steel maker in the United States, and one of the most important heavy manufacturers in the world. Schwab also owned a 44-room summer estate on 1,000 acres (4 km²) in Loretto, Pennsylvania, called "Immergrün", German for "evergreen". The house featured opulent gardens and a nine-hole golf course. Schwab's estate sold Immergrün after his death, and it is now Mount Assisi Friary owned by the Franciscan friars (Third Order Regular) who administer the adjacent Saint Francis University.

Brian Sell (1997-2001) - Sell represented SFU at the 2000 NCAA Division I XC Championships, where he ran the 10K in 31:17! and was an All-American. Sell placed third overall in the 2008 USA Olympic Team Trials Marathon in Central Park, New York City on November 3, 2007, with a time of 2:11:40, earning him a spot, along with Ryan Hall and Dathan Ritzenhein, on the U.S. men's marathon team at the 2008 Summer Olympics in Beijing, where he finished the Olympic Marathon in 22nd place with a time of 2:16:7.

Thomas Joseph Tobin (1966-69) - Tobin is an American prelate of the Roman Catholic Church. He was bishop of the Diocese of Providence in Rhode Island from 2005 to 2023.

Norm Van Lier (1966-69) - The Chicago Bulls selected Van Lier in the third round of the 1969 NBA draft, but immediately traded him to the Cincinnati Royals, with whom he led the NBA in assists in 1971. On January 5 of that year, Van Lier became the first player in NBA history to have a scoreless double-double with zero points, 13 assists and 11 rebounds in a victory against the Los Angeles Lakers. During his ten-year career, Van Lier was named to three NBA All-Defense First Teams and five NBA All-Defense Second Teams. He has the most selections alongside Michael Cooper to not be inducted into the Naismith Basketball Hall of Fame. He was named to the All-NBA Second Team in 1974. Van Lier retired in 1979 with career totals of 8,770 points and 5,217 assists.

2025 SAINT FRANCIS UNIVERSITY FOOTBALL

	SF-PA	OPP
Scoring	53	226
Points per game	8.8	37.7
Points Off Turnovers	6	54
First Downs	77	137
Rushing	21	73
Passing	50	48
Penalty	6	16
Rushing Yardage	344	1384
Yards gained rushing	534	1499
Yards lost rushing	190	115
Rushing attempts	150	264
Average per rush	2.3	5.2
Average per game	57.3	230.7
TDs Rushing	4	18
Passing Yardage	1092	937
Comp-Att-Int	120-190-7	80-156-4
Average per pass	5.7	6.0
Average per catch	9.1	11.7
Average per game	182.0	156.2
TDs Passing	3	11
Total offense	1436	2321
Total plays	340	420
Average per play	4.2	5.5
Average per game	239.3	386.8
Kick returns: #-Yards	23-365	10-266
Punt returns: #-Yards	10-68	25-307
Int returns: #-Yards	4-27	7-38
Kick return average	15.9	26.6
Punt return average	6.8	12.3
Int return average	6.8	5.4
Fumbles-Lost	12-7	4-0
Penalties-Yards	45-348	28-300
Average per game	58.0	50.0
Punts-Yards	41-1731	21-974
Average per punt	42.2	46.4
Net punt average	35.1	42.7
Kickoffs-Yards	16-966	42-2372
Average per kick	60.4	56.5
Net kick average	33.4	38.8
Time of possession / game	28:50	31:00
3rd-down conversion	17/77	46/89
3rd-down pct	22%	52%
4th-down conversion	6/12	6/11
4th-down pct	50%	55%
Sacks by-Yards	8-48	19-136
Misc Yards	0	0
Touchdowns scored	7	31
Field goals - attempts	2-3	5-7
On-Side kicks	0-0	0-0
Red-zone scores	(9-14) 64%	(28-32) 88%
Red-zone touchdowns	(7-14) 50%	(24-32) 75%
PAT-attempts	(5-6) 83%	(23-27) 85%
2-point conversion-attempts	(0-1) 0%	(1-3) 33%
Attendance	2007	34262
Games / Avg per game	1/2007	5/6852
Neutral site games	-	0/0

Score by Periods

Team	1st	2nd	3rd	4th	OT	TOT
Saint Francis	7	17	10	19	0	53
Opponents	79	43	54	50	0	226



2025-26 Saint Francis Football
Individual Statistics
All games

Page 1/3
as of Oct 13, 2025

Rushing

Player	gp	att	gain	loss	net	avg	td	lg	avg/g
Raphael Ekechi	5	49	192	16	176	3.6	2	15	35.2
Jahmil Perryman	6	19	113	10	103	5.4	1	19	17.2
Nahjee Adams	5	20	51	9	42	2.1	0	7	8.4
Jordan Theodore	4	11	19	4	15	1.4	1	4	3.8
Nick Whitfield Jr.	6	26	91	83	8	0.3	0	18	1.3
Adrian Mejia	2	2	8	0	8	4.0	0	5	4.0
Jeff Hoenstine	3	14	51	46	5	0.4	0	13	1.7
Josiah Bryson	1	3	4	0	4	1.3	0	3	4.0
Brenden Hodge	5	1	3	0	3	3.0	0	3	0.6
Andrew Vines	4	1	2	0	2	2.0	0	2	0.5
Rocky Jones	3	1	0	3	-3	-3.0	0	0	-1.0
Aidan Cirulli	6	1	0	7	-7	-7.0	0	0	-1.2
DJ Maultsby	6	1	0	8	-8	-8.0	0	0	-1.3
Team	6	1	0	4	-4	-4.0	0	0	-0.7
Total	6	150	534	190	344	2.3	4	19	57.3
Opponents	6	264	1499	115	1384	5.2	18	90	230.7

Passing

Player	gp	effic	comp-att-int	pct	yds	td	lg	avg/g
Nick Whitfield Jr.	6	109.2	107-169-7	63.3	1012	2	71	168.7
Jeff Hoenstine	3	109.6	13-21-0	61.9	80	1	21	26.7
Total	6	109.3	120-190-7	63.2	1092	3	71	182.0
Opponents	6	119.9	80-156-4	51.3	937	11	57	156.2

Receiving

Player	gp	no.	yds	avg	td	lg	avg/g
Peyton Nelson	6	26	201	7.7	0	36	33.5
Raphael Ekechi	5	13	33	2.5	0	11	6.6
Brenden Hodge	5	11	156	14.2	0	47	31.2
DJ Maultsby	6	11	180	16.4	1	48	30.0
Andrew Vines	4	9	63	7.0	0	25	15.8
Jahmil Perryman	6	9	63	7.0	0	15	10.5
Emmanuel Dyson	2	7	43	6.1	0	10	21.5
Nahjee Adams	5	6	46	7.7	0	20	9.2
Mike Darcy	6	5	46	9.2	0	19	7.7
Scott Raymond	4	5	45	9.0	0	21	11.3
Denzel Lambert	4	4	49	12.3	0	31	12.3
Bobby Cameron	4	3	30	10.0	0	11	7.5
Denzel Lambert	1	3	26	8.7	0	13	26.0
Payton Wehner	2	2	19	9.5	1	10	9.5
Adrian Mejia	2	1	0	0.0	0	0	0.0
Jordan Theodore	4	1	1	1.0	0	1	0.3
Erik Sanchez	3	1	4	4.0	0	4	1.3
Kameron Chisholm	1	1	1	1.0	1	1	1.0
Lukas Gilland	2	1	71	71.0	0	71	35.5
Josiah Bryson	1	1	15	15.0	0	15	15.0
Total	6	120	1092	9.1	3	71	182.0
Opponents	6	80	937	11.7	11	57	156.2

Punt Returns

Player	no.	yds	avg	td	lg
Rocky Jones	3	32	10.7	0	27
Arison Walker	5	25	5.0	0	12
Denzel Lambert	1	13	13.0	0	13
Jahmil Perryman	1	-2	-2.0	0	0
Total	10	68	6.8	0	27
Opponents	25	307	12.3	0	32

Interceptions

Player	no.	yds	avg	td	lg
Craig Joyner	1	6	6.0	0	6
Colin Douglas	1	-1	-1.0	0	0
Corey Williams	1	0	0.0	0	0
Jeremiah Harris	1	22	22.0	0	22
Total	4	27	6.8	0	22
Opponents	7	38	5.4	0	28

Kick Returns

Player	no.	yds	avg	td	lg
Jahmil Perryman	15	276	18.4	0	35
Nahjee Adams	5	66	13.2	0	18
Jordan Theodore	1	6	6.0	0	6
Efrain Quiles	1	-3	-3.0	0	0
Brenden Hodge	1	20	20.0	0	20
Total	23	365	15.9	0	35
Opponents	10	266	26.6	1	94

Fumbles Recovered

Player	no.	yds	avg	td	lg
Total	0	0	0.0	0	0
Opponents	7	58	8.3	1	40

2025 SAINT FRANCIS UNIVERSITY FOOTBALL



2025-26 Saint Francis Football Individual Statistics All games

Page 2/3
as of Oct 13, 2025

Scoring

Player	td	fg	PAT					pts
			kick	rush	rcv	pass	dxp	
Raphael Ekechi	2	-	-	-	-	-	-	12
Mac Plummer	-	2-3	5-6	-	-	-	-	11
Jordan Theodore	1	-	-	-	-	-	-	6
Jahmil Perryman	1	-	-	-	-	-	-	6
Payton Wehner	1	-	-	-	-	-	-	6
Kameron Chisholm	1	-	-	-	-	-	-	6
DJ Maultsby	1	-	-	-	-	-	-	6
Total	7	2-3	5-6	0	0	0	0	53
Opponents	31	5-7	23-27	0	1	1	0	226

Field Goals

Player	fg	pct.	01-19	20-29	30-39	40-49	50-99	lg	blk
Mac Plummer	2-3	66.7	0-0	2-2	0-1	0-0	0-0	25	0
Opponents	5-7	71.4	0-0	1-1	3-3	1-3	0-0	49	0

FG Sequence

Team Name	Saint Francis	Opponents
ULM		49,(32)
Buffalo		(27)
Central Conn. St.	32	40,(35)
Delaware St.	(25)	
Bucknell	(21)	(49)
Duquesne		(32)

Numbers in (parentheses) indicate field goal was made

Total Offense

Player	g	plays	rush	pass	total	avg/g
Nick Whitfield Jr.	6	195	8	1012	1020	170.0
Raphael Ekechi	5	49	176	0	176	35.2
Jahmil Perryman	6	19	103	0	103	17.2
Jeff Hoenstine	3	35	5	80	85	28.3
Nahjee Adams	5	20	42	0	42	8.4
Jordan Theodore	4	11	15	0	15	3.8
Adrian Mejia	2	2	8	0	8	4.0
Josiah Bryson	1	3	4	0	4	4.0
Brenden Hodge	5	1	3	0	3	0.6
Andrew Vines	4	1	2	0	2	0.5
Rocky Jones	3	1	-3	0	-3	-1.0
Aidan Cirulli	6	1	-7	0	-7	-1.2
DJ Maultsby	6	1	-8	0	-8	-1.3
Team	6	0	-4	0	-4	-0.7
Total	6	340	344	1092	1436	239.3
Opponents	6	420	1384	937	2321	386.8

Punting

Player	no.	yds	avg	lg	tb	fc	i20	50+	blk
Aidan Cirulli	40	1731	43.3	61	1	7	8	7	0
Team	1	0	0.0	0	0	0	0	0	1
Total	41	1731	42.2	61	1	7	8	7	1
Opponents	21	974	46.4	63	1	2	7	6	0

Kickoffs

Player	no.	yds	avg	tb	ob	retn	net	ydIn
Eli Tucker	16	966	60.4	4	1			
Total	16	966	60.4	4	1	10	33.4	31
Opponents	42	2372	56.5	14	3	23	38.8	26

2025 SAINT FRANCIS UNIVERSITY FOOTBALL



2025-26 Saint Francis Football Combined Team Statistics All games

Page 2/3
as of Oct 13, 2025

Field Goals

Player	fg	pct.	01-19	20-29	30-39	40-49	50-99	lg	blk
Mac Plummer	2-3	66.7	0-0	2-2	0-1	0-0	0-0	25	0
Opponents	5-7	71.4	0-0	1-1	3-3	1-3	0-0	49	0

Scoring

Player	td	fg	PAT				dpx	saf	pts
			kick	rush	rcv	pass			
Raphael Ekechi	2	-	-	-	-	-	-	-	12
Mac Plummer	-	2-3	5-6	-	-	-	-	-	11
Jordan Theodore	1	-	-	-	-	-	-	-	6
Jahmil Perryman	1	-	-	-	-	-	-	-	6
Payton Wehner	1	-	-	-	-	-	-	-	6
Kameron Chisholm	1	-	-	-	-	-	-	-	6
DJ Maultsby	1	-	-	-	-	-	-	-	6
Total	7	2-3	5-6	0	0	0	0	0	53
Opponents	31	5-7	23-27	0	1	1	0	0	226

Score by Periods

Team	1st	2nd	3rd	4th	OT	TOT
Saint Francis	7	17	10	19	0	53
Opponents	79	43	54	50	0	226

Punting

Player	no.	yds	avg	lg	tb	fc	i20	50+	blk
Aidan Cirulli	40	1731	43.3	61	1	7	8	7	0
Team	1	0	0.0	0	0	0	0	0	1
Total	41	1731	42.2	61	1	7	8	7	1
Opponents	21	974	46.4	63	1	2	7	6	0

Punt Returns

Player	no.	yds	avg	td	lg
Rocky Jones	3	32	10.7	0	27
Arison Walker	5	25	5.0	0	12
Denzel Lambert	1	13	13.0	0	13
Jahmil Perryman	1	-2	-2.0	0	0
Total	10	68	6.8	0	27
Opponents	25	307	12.3	0	32

Kick Returns

Player	no.	yds	avg	td	lg
Jahmil Perryman	15	276	18.4	0	35
Nahjee Adams	5	66	13.2	0	18
Jordan Theodore	1	6	6.0	0	6
Efrain Quiles	1	-3	-3.0	0	0
Brenden Hodge	1	20	20.0	0	20
Total	23	365	15.9	0	35
Opponents	10	266	26.6	1	94

All Purpose

Player	g	rush	rcv	pr	kr	ir	total	avg/g
Jahmil Perryman	6	103	63	-2	276	0	440	73.3
Raphael Ekechi	5	176	33	0	0	0	209	41.8
Peyton Nelson	6	0	201	0	0	0	201	33.5
Brenden Hodge	5	3	156	0	20	0	179	35.8
DJ Maultsby	6	-8	180	0	0	0	172	28.7
Nahjee Adams	5	42	46	0	66	0	154	30.8
Lukas Gilland	2	0	71	0	0	0	71	35.5
Andrew Vines	4	2	63	0	0	0	65	16.3
Denzel Lambert	4	0	49	13	0	0	62	15.5
Mike Darcy	6	0	46	0	0	0	46	7.7
Scott Raymond	4	0	45	0	0	0	45	11.3
Emmanuel Dyson	2	0	43	0	0	0	43	21.5
Bobby Cameron	4	0	30	0	0	0	30	7.5
Rocky Jones	3	-3	0	32	0	0	29	9.7
Denzel Lambert	1	0	26	0	0	0	26	26.0
Arison Walker	6	0	0	25	0	0	25	4.2
Jordan Theodore	4	15	1	0	6	0	22	5.5
Jeremiah Harris	6	0	0	0	0	22	22	3.7
Payton Wehner	2	0	19	0	0	0	19	9.5
Josiah Bryson	1	4	15	0	0	0	19	19.0
Nick Whitfield Jr.	6	8	0	0	0	0	8	1.3
Adrian Mejia	2	8	0	0	0	0	8	4.0
Craig Joyner	5	0	0	0	0	6	6	1.2
Jeff Hoenstine	3	5	0	0	0	0	5	1.7
Erik Sanchez	3	0	4	0	0	0	4	1.3
Kameron Chisholm	1	0	1	0	0	0	1	1.0
Colin Douglas	6	0	0	0	0	-1	-1	-0.2
Efrain Quiles	4	0	0	0	-3	0	-3	-0.8
Aidan Cirulli	6	-7	0	0	0	0	-7	-1.2
Total	6	344	1092	68	365	27	1896	316.0
Opponents	6	1384	937	307	266	38	2932	488.7

Total Offense

Player	g	plays	rush	pass	total	avg/g
Nick Whitfield Jr.	6	195	8	1012	1020	170.0
Raphael Ekechi	5	49	176	0	176	35.2
Jahmil Perryman	6	19	103	0	103	17.2
Jeff Hoenstine	3	35	5	80	85	28.3
Nahjee Adams	5	20	42	0	42	8.4
Jordan Theodore	4	11	15	0	15	3.8
Adrian Mejia	2	2	8	0	8	4.0
Josiah Bryson	1	3	4	0	4	4.0
Brenden Hodge	5	1	3	0	3	0.6
Andrew Vines	4	1	2	0	2	0.5
Rocky Jones	3	1	-3	0	-3	-1.0
Aidan Cirulli	6	1	-7	0	-7	-1.2
DJ Maultsby	6	1	-8	0	-8	-1.3
Total	6	340	344	1092	1436	239.3
Opponents	6	420	1384	937	2321	386.8

2025 SAINT FRANCIS UNIVERSITY FOOTBALL



2025-26 Saint Francis Football Overall Defense Statistics All games

Page 1/2
as of Oct 13, 2025

Team Defense

			Tackles				Sacks	Pass defense			Fumbles		blkd	
##	Player	gp	ua	a	tot	tfl/yds	no-yds	int-yds	brup	qbh	fr-yds	ff	kick	saf
0	Geno Calgaro	6	29	31	60	4-7
19	Colin Douglas	6	22	13	35	.	.	1--1	3	.	.	2	.	.
8	Kendric Council	5	15	15	30	4-8	1-2	.	2	1
7	Zachary Betts	6	20	10	30	4.5-41	4-39	.	.	3	.	.	1	.
10	Kahmari Cook	6	14	10	24	1.5-4	0.5-2	.	1
5	Corey Williams	6	12	8	20	2-3	.	1-0	1
95	Balaam Miller	6	11	8	19	2.5-7	0.5-1
27	Jeremiah Harris	6	12	3	15	.	.	1-22	1
2	Grayden Lewis	4	9	4	13	.	.	.	1
44	Ike Okoye	4	6	6	12	5-9	0.5-2
35	Arison Walker	6	4	7	11	.	.	.	1
45	Darian Nelson	2	9	1	10	1-2	.	.	1
13	Craig Joyner	5	8	2	10	1-10	.	1-6	3
9	Zach Dantzlerward	4	4	6	10	2-6	.	.	.	1
4	Jack Courtney	5	4	5	9	1.5-4
96	Motuila Malafu	6	4	5	9	1.5-4
94	Amondi James	5	4	4	8
34	Cameron Kiersch	3	4	4	8	0.5-1
92	Anthony Chuman	5	4	3	7
39	Anthony Gengarella	3	4	3	7
93	Christian Santiago	6	4	3	7	1-6	.	.	.	1
11	Kent McMahon	4	2	3	5	0.5-1
29	Elijah Motley	2	4	1	5
30	Ky'Mir Williams	3	5	.	5	.	.	.	2
33	Dyrell Howard-Dolson	3	3	2	5	1.5-3	0.5-1	.	.	2
25	Gavin Hockenberry	3	1	4	5
32	Collin Glassmyer	4	4	.	4	1-1	1-1
47	Gavin Irons	6	2	2	4
36	Darian Slaughter	2	2	1	3
6	Etinosa Igiebor	2	2	1	3
99	Malik Gantt	2	2	1	3
33	Adrian Littleton	2	1	1	2
23	Campbell Melzer	3	.	2	2
42	Airriiss Rosemond	2	2	.	2
82	Efrain Quiles	4	1	1	2
28	Dwayne Carter	2	.	2	2
24	Shamar Jones	1	2	.	2	1	1	.
31	Rocky Jones	3	1	.	1
38	Hunter Giacomo	2	1	.	1
4	Jahmil Perryman	6	1	.	1
20	Erik Sanchez	3	1	.	1
6	Nick Whitfield Jr.	6	1	.	1
99	Wesley Brown	1	.	1	1
12	Malikai Nichols	4	1	.	1	.	.	.	2
7	Andrew Vines	4	1	.	1
22	Nahjee Adams	5	.	1	1
	Totals	6	243	174	417	35-117	8-48	4-27	18	8	0-0	3	2	0
	Opponents	6	208	134	342	45-208	19-136	7-38	17	14	7-58	7	1	0

2025 SAINT FRANCIS UNIVERSITY FOOTBALL

IN THE RED ZONE

Saint Francis Inside Opponent Red-Zone

Date	Opponent	Score	Times	Times	Total					Rush	Pass	FGs	Failed to score inside RZ				
			In RZ	Scored	Pts	TDs	TDs	TDs	Made	FGA	Down	Int	Fumb	Half	Game		
08/28/2025	at ULM	L 0-29	0	0	0	0	0	0	0	0	0	0	0	0	0	0	0
09/06/2025	at Buffalo	L 6-45	2	1	6	1	1	0	0	0	0	0	0	1	0	0	0
09/13/2025	at Central Conn. St.	L 7-31	2	1	7	1	1	0	0	1	0	0	0	0	0	0	0
09/20/2025	Delaware St.	L 10-39	3	2	10	1	0	1	1	1	0	1	0	0	0	0	0
09/27/2025	at Bucknell	L 23-30	5	4	23	3	2	1	1	1	0	1	0	0	0	0	0
10/11/2025	at Duquesne	L 7-52	2	1	7	1	0	1	0	0	0	0	0	0	0	0	1
Totals 9 of 14 (64.3%)			14	9	53	7	4	3	2	3	0	2	1	0	1		

Opponents Inside Saint Francis Red-Zone

Date	Opponent	Score	Times	Times	Total					Rush	Pass	FGs	Failed to score inside RZ				
			In RZ	Scored	Pts	TDs	TDs	TDs	Made	FGA	Down	Int	Fumb	Half	Game		
08/28/2025	ULM	L 0-29	5	5	29	4	2	2	1	1	0	0	0	0	0	0	0
09/06/2025	Buffalo	L 6-45	6	5	31	4	3	1	1	1	1	0	0	0	0	0	0
09/13/2025	Central Conn. St.	L 7-31	7	5	31	4	2	2	1	2	1	0	0	0	0	0	0
09/20/2025	Delaware St.	L 10-39	5	5	32	5	5	0	0	0	0	0	0	0	0	0	0
09/27/2025	Bucknell	L 23-30	5	4	27	4	3	1	0	0	1	0	0	0	0	0	0
10/11/2025	Duquesne	L 7-52	4	4	24	3	0	3	1	1	0	0	0	0	0	0	0

GAME-BY-GAME COMPARISON

Opponent	Score	First Downs				Rushing Number-Yards	Passing		Total Offense Plays-Yards	Return Yards	Turn- Overs
		Total	Rush	Pass	Pen		Comp-Att.-Int	Yards			
ULM	0-29	7 / 24	4 / 15	3 / 7	0 / 2	27-81 / 43-311	12-20-1 / 14-26-1	50 / 123	47-131 / 69-434	76 / 28	1 / 1
Buffalo	6-45	7 / 32	1 / 25	6 / 6	0 / 1	21-4 / 63-370	18-31-0 / 11-22-2	115 / 133	52-119 / 85-503	31 / 86	1 / 2
Central Conn. St.	7-31	11 / 19	3 / 5	6 / 9	2 / 5	27-51 / 38-107	13-26-2 / 16-33-0	159 / 193	53-210 / 71-300	55 / 110	5 / 0
Delaware St.	10-39	16 / 23	4 / 14	11 / 5	1 / 4	20-62 / 54-292	26-36-2 / 8-21-1	271 / 92	56-333 / 75-384	73 / 83	3 / 1
Bucknell	23-30	25 / 23	4 / 9	20 / 11	1 / 3	29-101 / 34-209	31-44-1 / 15-26-0	377 / 168	73-478 / 60-377	98 / 143	2 / 0
Duquesne	7-52	11 / 16	5 / 5	4 / 10	2 / 1	26-45 / 32-95	20-33-1 / 16-28-0	120 / 228	59-165 / 60-323	127 / 219	2 / 0
Totals	53-226	77 / 137	21 / 73	50 / 48	6 / 16	150-344 / 264-1384	120-190-7 / 80-156-4	1092 / 937	340-1436 / 420-2321	460 / 669	14 / 4

Opponents	3rd Down Conversion	4th Down Conversion	Time of Possession	TOP Margin	Avg Yds/Rush	Avg Yds/Pass	Avg Yds/Play	Punting Number-Avg	Penalties Number-Yards	Sacks
ULM	2-12 / 5-12	0-1 / 2-2	29:11 / 30:49	-01:38	3.0 / 7.2	2.5 / 4.7	2.8 / 6.3	8-46.9 / 2-48.0	6-58.0 / 5-45.0	2 / 3
Buffalo	4-15 / 11-17	1-2 / 2-4	22:41 / 37:19	-14:38	0.2 / 5.9	3.7 / 6.0	2.3 / 5.9	9-39.1 / 0-0.0	6-30.0 / 3-29.0	0 / 4
Central Conn. St.	2-13 / 4-15	0-0 / 1-2	28:36 / 31:07	-02:31	1.9 / 2.8	6.1 / 5.8	4.0 / 4.2	8-41.6 / 7-41.6	7-69.0 / 8-110.0	1 / 2
Delaware St.	0-10 / 10-17	3-5 / 1-1	27:16 / 32:04	-04:48	3.1 / 5.4	7.5 / 4.4	5.9 / 5.1	4-45.3 / 4-50.5	11-72.0 / 5-41.0	2 / 2
Bucknell	8-14 / 7-13	0-1 / 0-1	35:47 / 24:13	11:34	3.5 / 6.1	8.6 / 6.5	6.5 / 6.3	4-38.8 / 4-45.5	10-79.0 / 3-35.0	2 / 3
Duquesne	1-13 / 9-15	2-3 / 0-1	29:31 / 30:29	-00:58	1.7 / 3.0	3.6 / 8.1	2.8 / 5.4	8-41.9 / 4-50.8	5-40.0 / 4-40.0	1 / 5
Totals	17-77 / 46-89	6-12 / 6-11	173:02 / 186:01	-12:59	2.3 / 5.2	5.7 / 6.0	4.2 / 5.5	41-42.2 / 21-46.4	45-348.0 / 28-300.0	8 / 19

2025 SAINT FRANCIS UNIVERSITY FOOTBALL

▶ GAME 1: AT LOUISIANA-MONROE (8/28/25)

Team	1st	2nd	3rd	4th	Total
Saint Francis	0	0	0	0	0
ULM	7	3	7	12	29

SCORING SUMMARY

Qtr	Time	Scoring Play	V-H
1st	09:25	ULM - #17 H.Herring 1 yd rush (#43 L.Stagg kick), 6-81, 02:59	0-7
2nd	01:55	ULM - #43 L.Stagg 32 yd FG, 11-60, 05:03	0-10
3rd	09:37	ULM - #3 B.McReynolds 13 yd pass from #10 A.Armenta (#43 L.Stagg kick), 10-75, 05:23	0-17
4th	12:00	ULM - #10 A.Armenta 7 yd rush (#43 L.Stagg kick blocked), 15-91, 06:40	0-23
4th	04:39	ULM - #0 T.Griffin 19 yd pass from #9 L.Graves (#43 L.Stagg kick blocked), 4-33, 02:05	0-29

WHAT YOU NEED TO KNOW

>> For the fourth time in the last five years, Saint Francis opened the season on the road at a FBS program at Louisiana-Monroe. The Warhawks defeated the Red Flash, 29-0.

>> The defense showed some bright spots in the game, led by Geno Calgaro, who finished with 12 tackles, including seven solo tackles on the night.

>> The game was delayed for an hour and 43 minutes due to the weather passing through the area.

TURNING POINT

Louisiana-Monroe posted a touchdown in the first quarter, a field goal in the second quarter, and then added three touchdowns in the second half for a 29-0 win.

FLASH MOMENTS

Jeremiah Harris recorded an INT on a tip with Louisiana-Monroe going for a 50-yard touchdown pass in the fourth quarter.

The defense also blocked two PAT attempts in the second half. Andrew Vines and Shamar Jones both got their hands on field goal attempts by Louisiana-Monroe.

Jahmil Perryman had a 14-yard rush in the third quarter for the longest play of the day for Red Flash.

FLASH NUGGETS

Calgaro registered 12 tackles. The All-NEC Preseason team selection notched at least nine tackles for the fifth time in the last seven games. The 12 tackles were the second most of his career after he registered a career-best 13 against Stonehill on November 2, 2024, and against Mercyhurst on November 23, 2024.

Andrew Vines, who had six tackles against Western Michigan on August 31, 2023, surpassed his career tackles total with eight tackles and 1.5 sacks. Vines had a block on a PAT in the fourth quarter.

Saint Francis held Louisiana-Monroe to 10 points in the first half, tying for the fewest points allowed in the first half against an FBS school for the Loretto program. The Red Flash also allowed 10 points in the opening half of the game against Akron on September 1, 2022. It was

FULL GAME	SFU	ULM
FIRST DOWNS	7	24
Rushing	4	15
Passing	3	7
Punt/FG	0	2
NET YARDS RUSHING	81	311
Rushing Attempts	27	43
Average Per Rush	3.0	7.2
Rushing Touchdowns	0	2
Yards Gained Rushing	101	327
Yards Lost Rushing	20	16
NET YARDS PASSING	10	123
Completions-Attempts-Int	12-20-1	14-26-1
Average Per Attempt	2.5	4.7
Average Per Completion	4.2	5.8
Passing Touchdowns	0	2
TOTAL OFFENSE YARDS	131	434
Total offense plays	47	69
Average Gain Per Play	2.8	6.3
Fumbles: Number-Lost	0-0	2-0
Penalties: Number-Yards	5-58	5-45
PUNTS-YARDS	9-375	2-96
Average Yards Per Punt	46.9	48.0
Net Yards Per Punt	40.9	38
Inside 20	3	9
50+ Yards	2	1
Touchbacks	3	0
Fair catch	1	1
KICKOFF-YARDS	1-65	6-313
Average Yards Per Kickoff	65.0	52.2
Net Yards Per Kickoff	40	43.2
Touchbacks	1	0
Fair Catch Yards	0	0
Punt returns: Number-Yds-TD	0-0-0	3-28-0
Average Per Return	0.0	9.3
Kickoff returns: Number-Yds-TD	6-54-0	0-0-0
Average Per Return	9.0	0.0
Interceptions: Number-Yds-TD	1-22-0	1-0-0
Fumble Returns: Number-Yds-TD	0-0-0	0-0-0
Miscellaneous Yards	18	0
Possession Time	29:11	30:49
1st Quarter	08:30	08:30
2nd Quarter	07:28	07:32
3rd Quarter	05:57	09:03
4th Quarter	07:16	07:44
Third-Down Conversions	2-12	5-12
Fourth-Down Conversions	0-1	2-2
Red Zone Scores-Chances	0-0	5-6
Touchdowns	4	9
Field goals	0	1
Sacks By: Number-Yards	2-9	3-19
PAT Kicks	0-0	2-4
2PTs Conversions	0-0	0-0
Field Goals	0-0	1-2
Points off Turnover	0	0

▶ GAME 2: AT BUFFALO (9/6/25)

Team	1st	2nd	3rd	4th	Total
Saint Francis	0	0	0	6	6
Buffalo	17	7	14	7	45

SCORING SUMMARY

Qtr	Time	Scoring Play	V-H
1st	12:20	BUF - #0 V.Snow 17 yd pass from #2 T.Roberson (#91 J.Howes kick), 4-27, 01:45	0-7
1st	07:01	BUF - #91 J.Howes 27 yd FG, 9-56, 03:39	0-10
1st	00:50	BUF - #5 A.Henderson 1 yd rush (#91 J.Howes kick), 12-56, 05:06	0-17
2nd	05:31	BUF - #5 A.Henderson 10 yd rush (#91 J.Howes kick), 6-51, 02:42	0-24
3rd	05:07	BUF - #2 T.Roberson 40 yd rush (#91 J.Howes kick), 10-91, 04:09	0-31
3rd	01:01	BUF - #2 T.Roberson 4 yd rush (#91 J.Howes kick), 5-43, 02:10	0-38
4th	10:06	SFU - #21 J.Theodore 1 yd rush (#18 M.Plummer kick missed), 7-29, 02:45	6-38
4th	04:52	BUF - #24 J.McNeill, Jr. 26 yd rush (#91 J.Howes kick), 9-60, 05:14	6-45

WHAT YOU NEED TO KNOW

>> Saint Francis registered its first touchdown of the season after playing its second consecutive FBS program with a game against Buffalo.

>> Jordan Theodore scored a two-yard rushing touchdown in his hometown.

>> Geno Calgaro paced the defense again with a career-high 15 tackles against the Bulls, while Zachary Betts also had a personal-best 10 tackles.

TURNING POINT

Buffalo scored on its first three possessions to take the advantage and never looked back for a 45-6 win in the first-ever meeting between the two teams.

FLASH MOMENTS

After Craig Joyner notched his first career interception to set up the Red Flash at the Buffalo 27, Saint Francis cashed in with its first touchdown of the year. Whitfield hit Bobby Cameron for 10 yards and Peyton Nelson for 16 yards before a pair of Western Pennsylvania kids connected for the touchdown.Nick Whitfield Jr. handed the ball off to Jordan Theodore, who played at Sweet Home High School in Buffalo, for a two-yard touchdown. Whitfield played at Fredonia High School.

Saint Francis had its best drive in the first half in the final minutes of the second quarter. Whitfield was 7-for-10 on the drive for 55 yards. The big play in the drive was a 25-yard reception to Andrew Vines. Emmanuel Dyson also had his first two collegiate catches in the drive.

Corey Williams registered his first career interception with 11:48 left in the third quarter.

FLASH NUGGETS

Calgaro posted 10 tackles for the second-straight game, both coming against FBS opponents. The current Northeast Conference Player of the Week has recorded double figures in tackles in four of his last five games, including three consecutive. The last time a Red Flash player had 15 tackles was Carter Glassmyer against Sacred Heart on September 23, 2023.

Betts has tallied at least eight tackles in both games this season. Kendrick Council tied his career-high with seven tackles.

Whitfield, who grew up 50 minutes from Buffalo, went 17-for-27 on the afternoon with 111 yards passing. Nelson recorded a career-high four catches for 34 yards, including the 16-yard reception to set up Theodore's TD run in the fourth quarter.

FULL GAME	SFU	BUF
FIRST DOWNS	7	32
Rushing	1	25
Passing	6	6
Punt/FG	0	1
NET YARDS RUSHING	4	370
Rushing Attempts	21	63
Average Per Rush	0.2	5.9
Rushing Touchdowns	1	5
Yards Gained Rushing	49	374
Yards Lost Rushing	45	4
NET YARDS PASSING	115	133
Completions-Attempts-Int	18-31-0	11-22-2
Average Per Attempt	3.7	6.0
Average Per Completion	6.4	12.1
Passing Touchdowns	0	1
TOTAL OFFENSE YARDS	119	503
Total offense plays	52	85
Average Gain Per Play	2.3	5.9
Fumbles: Number-Lost	2-1	0-0
Penalties: Number-Yards	6-30	3-29
PUNTS-YARDS	9-352	0-0
Average Yards Per Punt	39.1	0.0
Net Yards Per Punt	33.2	0
Inside 20	1	0
50+ Yards	0	0
Touchbacks	0	0
Fair catch	0	0
KICKOFF-YARDS	2-90	8-517
Average Yards Per Kickoff	45.0	64.6
Net Yards Per Kickoff	32.5	38.5
Touchbacks	1	6
Fair Catch Yards	0	0
Punt returns: Number-Yards-TD	0-0-0	7-74-0
Average Per Return	0.0	10.6
Kickoff returns: Number-Yds-TD	1-25-0	0-0-0
Average Per Return	25.0	0.0
Interceptions: Number-Yds-TD	2-6-0	0-0-0
Fumble Returns: Number-Yds-TD	0-0-0	2-14-0
Miscellaneous Yards	0	0
Possession Time	22:41	37:19
1st Quarter	04:30	10:30
2nd Quarter	06:05	06:55
3rd Quarter	05:29	09:31
4th Quarter	04:27	10:23
Third-Down Conversions	4-15	11-17
Fourth-Down Conversions	1-2	2-4
Red Zone Scores-Chances	1-2	5-6
Touchdowns	1	4
Field goals	0	1
Sacks By: Number-Yards	0-0	4-36
PAT Kicks	0-1	6-6
2PTs Conversions	0-0	0-0
Field Goals	0-0	1-1
Points off Turnover	6	0

Saint Francis had a pair of interceptions, marking the first two the team had multiple INTs since playing against Stonehill on September 30, 2023.

It marked the first time Saint Francis played in Buffalo since 1941. The game was also a homecoming for head coach Chris Villarrial after he spent the final three seasons of his NFL career with the Buffalo Bills.

It was the first time in team history the Red Flash played consecutive FBS programs. It was almost the one-year anniversary of the program's first win against an FBS program after the Loretto team defeated Kent State 23-17 on September 7, 2024.

GAME 3: AT CCSU (9/13/25)

Team	1st	2nd	3rd	4th	Total
Saint Francis	7	0	0	0	7
Central Conn. St.	7	0	14	10	31

SCORING SUMMARY

Qtr	Time	Scoring Play	V-H
1st	11:44	CCSU - #7 E.Howard 1 yd pass from #12 B.Olson (#92 J.Hennessey kick), 4-7, 01:51	0-7
1st	00:00	SFU - #4 J.Perryman 8 yd rush (#18 M.Plummer kick), 3-98, 01:19	7-7
3rd	07:17	CCSU - #20 D.Marcus 1 yd rush (#92 J.Hennessey kick), 6-35, 02:50	7-14
3rd	02:44	CCSU - #7 E.Howard 8 yd pass from #12 B.Olson (#92 J.Hennessey kick), 4-61, 02:00	7-21
4th	12:13	CCSU - #92 J.Hennessey 35 yd FG, 9-47, 03:38	7-24
4th	09:55	CCSU - #20 D.Marcus 6 yd rush (#92 J.Hennessey kick), 3-23, 01:00	7-31

WHAT YOU NEED TO KNOW

>> Saint Francis falls to CCSU in the NEC football opener for both teams.
>> Jahmil Perryman finished off a three-play 98-yard drive with two runs totaling 27 yards, including an eight-yard touchdown run.
>> Colin Douglas had a career-high nine tackles.

TURNING POINT

The Red Flash had five turnovers in the game, and the Blue Devils turned three of those turnovers into touchdowns. The third turnover was off an interception, and CCSU used a six-play 35-yard drive to take the lead it would not relinquish in the third quarter. The Loretto program drops a 31-7 decision.

FLASH MOMENTS

Saint Francis got the ball on its own two-yard line and went the length of the field on three plays to tie the game at 7-all in the second quarter. The drive started with a 71-yard pass from Nick Whitfield Jr. to Lukas Gilland for his first collegiate catch. Perryman then took the final 27 yards for the touchdown, thanks to a 19-yard rush and then an eight-yard touchdown run to even the score.

On the next offensive drive after the touchdown, the Red Flash had a nine-play, 59-yard drive. Raphael Ekechi started the drive with a 12-yard run and then had an 11-yard reception on the next play. Brenden Hodge had a 14-yard catch, but the drive ended with a missed 32-yard field goal.

FLASH NUGGETS

Perryman registered his second career touchdown, his first rushing touchdown. The red-shirt sophomore notched his first touchdown on a 46-yard touchdown reception against Stonehill on November 2, 2024. Perryman had five rushes for 30 yards and one catch for 13 yards on the afternoon.

Douglas notched a career-high nine tackles, surpassing his five tackles in last year's meeting against the Blue Devils. Geno Calgaro also had nine tackles in the game, marking the seventh time in his previous nine games that he has finished with nine tackles.

Saint Francis' 98-yard drive marked the first time the Loretto program had a drive over 90 yards since the last meeting against CCSU on September 14, 2023. The drive was a one-play, 97-yard TD run by DeMarcus McElroy.Gilland's catch marked the first 70-yard reception for the Red Flash since Dawson Snyder hauled in a 77-yard reception against Eastern Michigan on August 31, 2023. He is the first freshman with a reception of more than 50 yards since Elijah Sarratt had a 65-yard catch against Stonehill on October 22, 2022. Cyrus Holder is

FULL GAME	SFU	CCSU
FIRST DOWNS	11	19
Rushing	3	5
Passing	6	9
Penalty	2	5
NET YARDS RUSHING	51	107
Rushing Attempts	27	38
Average Per Rush	1.9	2.8
Rushing Touchdowns	1	2
Yards Gained Rushing	95	130
Yards Lost Rushing	44	23
NET YARDS PASSING	109	103
Completions/Attempts/Int	13/26/2	16/33/0
Average Per Attempt	6.1	5.8
Average Per Completion	12.2	12.1
Passing Touchdowns	0	2
TOTAL OFFENSE YARDS	210	300
Total offense plays	53	71
Average Gain Per Play	4.0	4.2
Fumbles: Number-Lost	5-3	1-0
Penalties: Number-Yards	7-69	9-110
PUNTS-YARDS	6-333	7-291
Average Yards Per Punt	41.6	41.6
Net Yards Per Punt	33.9	41.6
Inside 20	1	4
50+ Yards	2	0
Touchbacks	0	0
Fair catch	1	0
KICKOFF-YARDS	21-222	6-339
Average Yards Per Kickoff	61.0	51.7
Net Yards Per Kickoff	1	40.8
Touchbacks	1	0
Fair Catch Yards	0	0
Punt returns: Number-Yards-TD	4-10-0	5-77-0
Average Per Return	2.5	15.4
Kickoff returns: Number-Yds-TD	3-45-0	1-23-0
Average Per Return	15.0	23.0
Interceptions: Number-Yds-TD	0-0-0	2-10-0
Fumble Returns: Number-Yds-TD	0-0-0	0-0-0
Miscellaneous Yards	0	0
Possession Time	28:36	31:07
1st Quarter	06:30	08:30
2nd Quarter	10:47	04:13
3rd Quarter	06:33	08:27
4th Quarter	04:46	09:57
Third-Down Conversions	2-13	4-15
Fourth-Down Conversions	0-0	1-2
Red-Zone Scores-Chances	1-2	5-7
Touchdowns	1	4
Field goals	0	1
Sacks By: Number-Yards	1-5	2-20
PAT Kicks	1-1	4-4
3PTs Conversions	0-0	0-0
Field Goals	0-0	1-2
Points off Turnover	0	21

GAME 4: DELAWARE STATE (9/20/25)

Team	1st	2nd	3rd	4th	Total
Delaware St.	13	13	0	13	39
Saint Francis	0	3	7	0	10

SCORING SUMMARY

Qtr	Time	Scoring Play	V-H
1st	07:23	DSU - #6 M.Gillis 3 yd rush (#46 P.Fisher-Butler kick missed), 14-65, 05:31	6-0
1st	00:13	DSU - #7 J.Jones 1 yd rush (#46 P.Fisher-Butler kick), 11-73, 04:53	13-0
2nd	13:48	DSU - #7 J.Jones 90 yd rush (#46 P.Fisher-Butler kick), 1-90, 00:12	20-0
2nd	09:49	SFU - #18 M.Plummer 25 yd FG, 8-56, 03:52	20-3
2nd	00:48	DSU - #1 D.Jackson 1 yd rush (#13 J.Sauray rush failed), 11-69, 03:48	26-3
3rd	09:26	SFU - #26 K.Chisholm 1 yd pass from #6 N.Whitfield Jr. (#18 M.Plummer kick), 8-51, 04:37	26-10
4th	01:37	DSU - #0 K.Bennett 21 yd rush (#46 P.Fisher-Butler kick), 9-80, 04:30	33-10
4th	00:00	DSU - #0 K.Bennett 1 yd rush, 6-22, 01:23	39-10

WHAT YOU NEED TO KNOW

>> Saint Francis falls to Delaware State on Saint Francis Athletics Champions Day in non-conference football action on Saturday.
>> Brenden Hodge registered nine catches for 131 yards, while Nick Whitfield Jr. was 26-for-36 for 271 yards passing.
>> Geno Calgaro paced the defense with 12 tackles.
>> The Red Flash lost to the Hornets, 39-10.

TURNING POINT

Last season, Saint Francis scored 22 points in the fourth quarter to overtake Delaware State 28-17. The Hornets jumped out to a 26-3 lead going into halftime and then pulled away, not allowing the Red Flash a comeback for the second consecutive year.

FLASH MOMENTS

Saint Francis orchestrated a five-play 55-yard drive that resulted in a Mac Plummer 22-yard field goal. Plummer was honored before the game as the 10th Martynuska Scholarship Award winner. A 21-yard reception by Hodge highlighted the field goal drive.

The Red Flash then sent the fans home happy with a free Big Mac as part of the new McDonald's Red Zone Challenge. Denzel Lambert had a couple of catches during the drive, and Whitfield got the Flash in the McDonald's Red Zone with an 18-yard scramble. Once in the McDonald's Red Zone, if Saint Francis scores a touchdown, fans can score a free Big Mac through the app at participating McDonald's locations. A Whitfield pass to Kameron Chisholm from one yard out gave the Red Flash its first McDonald's Red Zone touchdown in the third quarter.

DJ Maultsby registered his first two catches of his collegiate career, and his second reception will be one to remember after he caught a 34-yard pass from Whitfield at the Delaware State three-yard line while going out of bounds in the fourth quarter.

FLASH NUGGETS

Hodge, a transfer from NCAA Division II Western Oregon, just fell short of his career highs in yards after finishing with six catches for 134 yards on Saturday. Hodge posted seven catches and 139 yards in one game against UT Permian Basin on October 28, 2023. Hodge was the first Red Flash player with 100 yards receiving since Gavin Thomas against Kent State on September 7, 2024, and Hodge was the first player with six catches since Thomas in last year's meeting against Delaware State.

Whitfield set a new career high with 271 yards passing He had 268 yards passing against LIU on November 16, 2024. Whitfield's 26 completions marked the first time since Jason

FULL GAME	DSU	SFU
FIRST DOWNS	23	16
Rushing	14	4
Passing	5	11
Penalty	4	1
NET YARDS RUSHING	232	45
Rushing Attempts	54	20
Average Per Rush	5.4	3.1
Rushing Touchdowns	6	1
Yards Gained Rushing	346	79
Yards Lost Rushing	54	16
NET YARDS PASSING	92	271
Completions/Attempts/Int	8/20-1	26/38-2
Average Per Attempt	4.4	7.5
Average Per Completion	0	11.5
Passing Touchdowns	0	1
TOTAL OFFENSE YARDS	364	333
Total offense plays	75	56
Average Gain Per Play	5.1	5.9
Fumbles: Number-Lost	1-0	1-1
Penalties: Number-Yards	5-41	11-72
PUNTS-YARDS	4-202	4-181
Average Yards Per Punt	50.5	45.2
Net Yards Per Punt	47.2	38
Inside 20	1	1
50+ Yards	2	2
Touchbacks	0	0
Fair catch	1	1
KICKOFF-YARDS	6-339	4-256
Average Yards Per Kickoff	56.5	64.0
Net Yards Per Kickoff	38	34.8
Touchbacks	2	1
Fair Catch Yards	0	0
Punt returns: Number-Yards-TD	2-29-0	1-13-0
Average Per Return	14.5	13.0
Kickoff returns: Number-Yds-TD	2-38-0	2-61-0
Average Per Return	13.0	20.3
Interceptions: Number-Yds-TD	2-38-0	1-1-0
Fumble Returns: Number-Yds-TD	0-0-0	0-0-0
Miscellaneous Yards	0	0
Possession Time	32:04	27:16
1st Quarter	10:24	04:36
2nd Quarter	07:38	07:02
3rd Quarter	05:26	08:54
4th Quarter	08:16	06:44
Third-Down Conversions	10-17	9-10
Fourth-Down Conversions	1-1	3-5
Red-Zone Scores-Chances	5-5	2-3
Touchdowns	5	1
Field goals	0	1
Sacks By: Number-Yards	2-14	2-26
PAT Kicks	3-4	1-1
3PTs Conversions	0-1	0-0
Field Goals	0-0	1-1
Points off Turnover	19	0

Brown had 35 completions against CCSU on November 9, 2019, that a player completed at least 25 passes for the Red Flash.

Calgaro has registered at least nine tackles in all four games this season and double figures in three of them. Dating back to his last 10 games, he has 106 tackles and at least nine tackles in eight of those contests. The sophomore came into the game leading the NEC and ranking fourth in FCS in tackles.

The game featured two FCS head coaches who also played in the NFL: Saint Francis head coach Chris Villarrial and Delaware State Desean Jackson. Villarrial and Jackson are two of the 1515 FCS coaches who have NFL experience.

2025 SAINT FRANCIS UNIVERSITY FOOTBALL

GAME 5: AT BUCKNELL (9/27/25)

Team	1st	2nd	3rd	4th	Total
Saint Francis	0	14	3	6	23
Bucknell	7	3	12	8	30

SCORING SUMMARY

Qtr	Time	Scoring Play	V-H
1st	02:15	BUCK - #21 T.Cadden 17 yd pass from #10 R.Rucker IV (#62 M.Schearer kick), 10-72, 04:47	0-7
2nd	12:46	SFU - #3 R.Ekechi 5 yd rush (#18 M.Plummer kick), 8-63, 04:22	7-10
2nd	03:18	BUCK - #62 M.Schearer 49 yd FG, 7-23, 02:54	14-10
2nd	00:10	SFU - #9 D.Maultsby 10 yd pass from #6 N.Whitfield Jr. (#18 M.Plummer kick), 5-59, 00:48	17-10
3rd	12:51	SFU - #16 M.Plummer 21 yd FG, 7-51, 02:09	17-16
3rd	10:57	BUCK - #10 R.Rucker IV 11 yd rush (#62 M.Schearer kick missed), 6-75, 01:49	17-22
3rd	06:13	BUCK - #26 M.Cadden 20 yd rush (#84 S.Millingan pass from #10 R.Rucker IV failed), 6-44, 02:14	23-22
4th	07:22	SFU - #3 R.Ekechi 6 yd rush (#9 D.Maultsby pass from #6 N.Whitfield Jr. failed), 11-51, 06:15	23-22
4th	05:14	BUCK - #7 T.Thomas 7 yd rush (#3 J.Gary pass from #10 R.Rucker IV), 7-75, 02:01	23-30

WHAT YOU NEED TO KNOW

>> Bucknell intercepted the ball in the end zone with 1.5 seconds left to end Saint Francis’ comeback hopes., The Red Flash fell 30-23 to the Bison.

>> Nick Whitfield Jr. went 31-for-44 for 377 yards passing and a touchdown for the Red Flash.

>> DJ Maultsby (nine catches, 141 yards) and Peyton Nelson (11 catches, 131 yards) both registered their first career 100-yard games.

>> Raphael Ekechi rushed for a pair of touchdowns.

>> Colin Douglas paced the defense with eight tackles.

TURNING POINT

Mike Darcy had an 11-yard catch to put the ball at the three-yard line with 12.5 seconds left. A pass interference call with 7.5 seconds on the clock pushed the ball back to the 18-yard line. A pass to the end zone was then intercepted, and the Bison kneeled down to escape with the victory.

After Ekechi gave the Red Flash a 23-22 lead with 7:22 left, Bucknell answered with a touchdown and two-point conversion to put the Bison ahead for good at 30-23 with 5:14 on the clock.

FLASH MOMENTS

Saint Francis’ drive after the Bucknell touchdown started at its own 13, and the connection of Whitfield to Nelson gave the Flash hopes. The two connected five times for 47 yards including a 14-yard catch on second and 18 deep in the Red Flash territory. Ekechi also had a 13-yard run, and Darcy’s catch gave Saint Francis a first and goal at its own three before the INT.

After the Bison scored consecutive touchdowns, the Red Flash orchestrated a 12-play, 81-yard drive to retake the lead at 23-22 with 7:15 left in the game on Ekechi’s second TD run on a six-yard scamper. Maultsby was key to setting up the go-ahead score with two catches for 35 yards to reach 100 yards receiving for the first time in his career. The play was a 25-yard connection from Whitfield to also give the quarterback a new career-high in passing.

At the start of the game, Saint Francis went nine plays and 63 yards to tie the game at 7 in the second quarter with 12:38 on the clock. The Red Flash gained 43 yards before the end of the first quarter on a 15-yard pass to Maultsby and a 28-yard completion to Nelson.

Saint Francis took the lead at 14-10 going into the locker room at halftime thanks to a five-play, 59-yard drive in the final minute of the half. Maultby had two catches for 20 yards on the go-ahead drive, including a nice catch to keep his feet inbounds for the TD. Nahjee Adams also had a great reception and run for 20 yards to set up the Whitfield to Maultsby score.

After connecting on a touchdown pass toward the end of the first half, Whitfield and Maultsby hooked up again in the first drive of the second half for 48 yards. That big play set up a Mac Plummer 21-yard field goal to extend the lead to 17-10 early in the third quarter.

FLASH NUGGETS

Whitfield threw for over 300 yards, becoming the first quarterback to hit that mark since Cole Doyle against Merrimack in the de facto NEC Championship Game against Merrimack on November 19, 2022. The redshirt junior has completed 57 passes in his last two games for 658 yards passing. After being the first player since Jason Brown to have 25 completions, Whitfield is the first player since Brown to have 30 completions in a game against CCSU on November 9, 2019.

FILE GAME	SFU	BUCK
FIRST DOWNS	25	25
Rushing	4	9
Passing	20	11
Penalty	1	3
NET YARDS RUSHING	101	209
Rushing Attempts	29	34
Average Per Rush	3.5	6.1
Rushing Touchdowns	2	3
Yards Gained Rushing	117	218
Yards Lost Rushing	16	9
NET YARDS PASSING	377	168
Completions/Attempts/Int	31/44-1	15/26-0
Average Per Attempt	8.6	6.5
Average Per Completion	12.2	11.2
Passing Touchdowns	1	5
TOTAL OFFENSE YARDS	478	377
Total offense plays	73	69
Average Gain Per Play	6.5	6.3
Fumbles: Number-Lost	1-1	0-0
Penalties: Number-Yards	10-79	3-26
PUNTS-YARDS	4-155	4-182
Average Yards Per Punt	38.8	45.5
Net Yards Per Punt	31	36.5
Inside 20	2	0
50+ Yards	0	1
Touchbacks	0	0
Fair catch	1	1
KICKOFF-YARDS	5-309	6-567
Average Yards Per Kickoff	61.8	61.2
Net Yards Per Kickoff	40.6	36.7
Touchbacks	0	2
Fair Catch Yards	0	0
Punt returns: Number-Yards-TD	3-36-0	2-31-0
Average Per Return	12.0	15.5
Kickoff returns: Number-Yds-TD	3-62-0	5-106-0
Average Per Return	20.7	21.2
Interceptions: Number-Yds-TD	0-0-0	1-0-0
Fumble Returns: Number-Yds-TD	0-0-0	1-6-0
Miscellaneous Yards	0	0
Possession Time	26:43	24:13
1st Quarter	09:15	05:45
2nd Quarter	08:33	08:27
3rd Quarter	08:31	08:29
4th Quarter	11:28	03:32
Third Down Conversions	8-14	7-13
Fourth-Down Conversions	0-1	0-1
Red-Zone Scores/Chances	4-5	4-5
Touchdowns	3	4
Field goals	1	0
Shots By: Number-Yards	3-13	3-13
PAT Kicks	2-2	1-2
2PTs Conversions	0-1	1-2
Field Goals	1-1	0-1
Points off Turnover	0	0

GAME 6: AT DUQUESNE (10/11/25)

Team	1st	2nd	3rd	4th	Total
Saint Francis	0	0	0	7	7
Duquesne	28	17	7	0	52

SCORING SUMMARY

Qtr	Time	Scoring Play	V-H
1st	14:48	DUQ - #8 J.Kpassou 94 yd kickoff return (#86 M.Marcinko kick), 00:00	0-7
1st	11:45	DUQ - #5 J.Isabella 57 yd pass from #2 T.Riddell (#67 M.Clark kick), 3-55, 00:54	0-14
1st	06:16	DUQ - #14 R.Petras 12 yd pass from #2 T.Riddell (#86 M.Marcinko kick), 5-57, 02:06	0-21
1st	02:10	DUQ - #1 J.Johnson 21 yd pass from #2 T.Riddell (#67 M.Clark kick), 7-44, 02:58	0-28
2nd	07:48	DUQ - #86 M.Marcinko 32 yd FG, 4-2, 00:46	0-31
2nd	03:11	DUQ - #6 B.Alexander 7 yd pass from #2 T.Riddell (#67 M.Clark kick), 7-37, 03:39	0-38
2nd	02:48	DUQ - #1 T.Meiguez 40 yd fumble return (#86 M.Marcinko kick), 00:14	0-45
3rd	03:37	DUQ - #15 A.Gochis 17 yd pass from #7 L.Kushner (#67 M.Clark kick), 8-45, 05:04	0-52
4th	10:57	SFU - #5 P.Wehner 9 yd pass from #2 J.Hoenstine (#18 M.Plummer kick), 13-68, 07:37	7-52

WHAT YOU NEED TO KNOW

>> Aidan Cirulli became the sixth punter in Saint Francis history to reach 6,000 yards punting against Duquesne in NEC football action on Saturday.

>> Circulli also moved into fifth place on the career punting yard list in Red Flash history.

>> Cameron Kiersch paced the defense with a career-high eight tackles.

TURNING POINT

The Dukes ran back the opening kick 94 yards and continued to build on their lead and never looked back to earn a 52-7 win in the 50th meeting between the two teams dating back to the 1914 season. Saint Francis was coming off a bye week after nearly defeating Bucknell in its last game on September 27, falling in the final seconds in Lewisburg.

FLASH MOMENTS

Saint Francis scored in the fourth quarter after a six-play 52-yard drive. Jeff Hoenstine rushed for 24 yards on the drive before he hit Payton Wehner from nine yards out for Wehner’s first collegiate score with 10:52 left in the fourth quarter. It was Wehner’s second collegiate catch after a 10-yard reception at CCSU on September 13.

Raphael Ekechi highlighted the longest drive for the Red Flash in the first half with an 11-yard run as part of a six-play drive for Saint Francis.

FLASH NUGGETS

Cirulli, who came into the game ranked fifth in FCS in punting yards, booted his way into the record books, first becoming the sixth player in team history to reach 6,000 yards punting thanks to a 35-yard punt with 11:39 left in the second quarter. On his next punt, Circulli moved into fifth place and passed Andrew Zecca (6002, 2014-18) thanks to a 37-yard kick nearly three minutes later. He finished the game with 335 yards on eight punts. It was the fourth time this season that Cirulli had punted eight times in a game, and his punting yards were the third most in a game in 2025.

Kiersch, who didn’t have a tackle coming into the game, registered the first eight tackles of his career. Darian Nelson, a local product from the Pittsburgh area, registered a career-high six tackles after posting four tackles in his collegiate debut against Bucknell.

Peyton Nelson, who had 11 catches for 131 yards against Bucknell, registered a team-high six catches for 26 yards, while Scott Raymond caught three passes for a team-best 39 yards; both were career highs. Raymond came into the game with seven career catches for 51 yards and had the longest play of the day for Saint Francis with a 21-yard reception. Hoenstine was 9-for-12 for 62 yards and a touchdown throw.

FILE GAME	SFU	DUQ
FIRST DOWNS	11	16
Rushing	5	5
Passing	4	10
Penalty	2	1
NET YARDS RUSHING	45	95
Rushing Attempts	26	35
Average Per Rush	1.7	3.0
Rushing Touchdowns	0	0
Yards Gained Rushing	94	104
Yards Lost Rushing	49	9
NET YARDS PASSING	120	228
Completions/Attempts/Int	20/59-1	16/28-0
Average Per Attempt	3.6	8.1
Average Per Completion	6.0	14.2
Passing Touchdowns	1	5
TOTAL OFFENSE YARDS	165	323
Total offense plays	59	60
Average Gain Per Play	2.8	5.4
Fumbles: Number-Lost	5-1	0-0
Penalties: Number-Yards	5-40	4-40
PUNTS-YARDS	8-335	4-203
Average Yards Per Punt	41.9	50.8
Net Yards Per Punt	33.4	48.5
Inside 20	0	2
50+ Yards	0	2
Touchbacks	0	0
Fair catch	1	0
KICKOFF-YARDS	2-124	9-526
Average Yards Per Kickoff	62.0	58.4
Net Yards Per Kickoff	6.5	38.8
Touchbacks	0	2
Fair Catch Yards	0	0
Punt returns: Number-Yards-TD	2-40-0	4-69-0
Average Per Return	4.5	11.3
Kickoff returns: Number-Yds-TD	7-118-0	2-111-1
Average Per Return	16.9	55.5
Interceptions: Number-Yds-TD	0-0-0	1-0-0
Fumble Returns: Number-Yds-TD	0-0-0	1-40-1
Miscellaneous Yards	0	0
Possession Time	29:31	30:29
1st Quarter	08:50	06:10
2nd Quarter	08:06	08:54
3rd Quarter	07:38	07:22
4th Quarter	06:57	08:63
Third-Down Conversions	1-13	9-15
Fourth-Down Conversions	2-3	0-1
Red-Zone Scores/Chances	1-2	4-4
Touchdowns	1	3
Field goals	0	1
Shots By: Number-Yards	1-5	5-34
PAT Kicks	1-1	7-7
2PTs Conversions	0-0	0-0
Field Goals	0-0	1-1
Points off Turnover	0	14

2025 SAINT FRANCIS UNIVERSITY FOOTBALL

ALPHABETICAL ROSTER/PRONUNCIATION

No.	Name	Yr.	Pos.	Pronunciation
76	Goki Abe	So.	DL	Go-key Ah-bay
22	Nahjee Adams	R-Sr.	RB	na-GEE
77	Hunter Albright	Fr.	OL	
60	Ashtin Ancheta	Sr.	OL	An-chet-uh
96	Gio Andrade	Fr.	DL	An-dread-e
7	Zachary Betts	So.	OL	
72	William Bigham IV	Fr.	OL	
65	Aidan Bilek	Fr.	DL	by-lick
84	Ryyan Brown	So.	DL	
99	Wesley Brown	Fr.	DL	
28	Josiah Bryson	Fr.	RB	
0	Geno Calgaro	So.	ILB	
12	Bobby Cameron	R-So.	WR	
26	Kameron Chisholm	Fr.	WR	
92	Anthony Chuman	Fr.	DL	
14	Aidan Cirulli	R-Sr.	P	Sir-rule-lee
98	Lukas Conner	Fr.	K	
10	Kahmari Cook	So.	ILB	Ka-mar-ee
89	Zach Couch	Fr.	TE	things you sit on for \$100
8	Kendric Council	So.	ILB	
4	Jack Courtney	R-Sr.	DL	
9	Zach Dantzlerward	R-So.	DL	Danz-ler-ward
88	Mike Darcy	Sr.	TE	
43	Brayden DeWaal	Fr.	SAF	
19	Colin Douglas	So.	SAF	
3	Raphael Ekechi	R-Jr.	RB	eh-keh-chee
64	Joe Enick	R-So.	OL	eh-nick
56	Kevin Evehe	Fr.	OL	
71	Marcus Fennell	R-So.	OL	
86	Ricky Fittin	Fr.	WR	
26	Bailey Frank	Fr.	SAF	
39	Anthony Gengarella	Fr.	S	
41	Andy Gerasenko	Fr.	K	
38	Hunter Giacomo	Fr.	SAF	
17	Lukas Gilland	Fr.	WR	
32	Collin Glassmyer	R-So.	OL	Glass-meyer
11	Jake Hamilton	Jr.	QB	
58	Nate Hampton	Fr.	OL	
27	Jermiah Harris	Fr.	CB	
61	Chase Haught	R-So.	OL	
27	Ben Hennon	So.	RB	
25	Gavin Hockenberry	R-So.	SAF	
1	Brenden Hodge	Gr.	WR	
2	Jeff Hoenstine	R-So.	QB	hoe-in-stine
15	Frank Hoogerwerff	Fr.	QB	
33	Dyrell Howard-Dolson	So.	OLB	
52	Shamar Humphrey	R-So.	OLB	
6	Etinosa Igiebor	R-Jr.	SAF	Et-in-oh-sa Ig-uh-bor
62	Mason Imbt	R-Jr.	OL	imp

NUMERICAL ROSTER

No.	Name	Yr.	Pos.	Ht.	Wt.	Hometown / High School (Previous College)
0	Geno Calgaro	So.	ILB	5-10	214	Canonsburg, Pa. / Canon-McMillan
1	Brenden Hodge	Gr.	WR	5-10	190	Los Angeles, Calif. / El Camino College
2	Jeff Hoenstine	R-So.	QB	5-10	191	Martinsburg, Pa. / Central Martinsburg
2	Grayden Lewis	R-So.	SAF	5-11	177	Johnstown, Pa. / Richland
3	Raph Ekechi	R-Jr.	RB	5-10	200	Tampa, Fla. / Tampa Catholic
4	Jack Courtney	R-Sr.	DL	6-2	250	Ashburn, Va. / Briar Woods
4	Jahmil Perryman	R-So.	WR	5-9	162	McKeesport, Pa. / McKeesport Area
5	Payton Wehner	So.	QB	6-0	170	Cranberry Township, Pa. / Central Catholic
5	Corey Williams	So.	SAF	6-2	192	Philadelphia, Pa. / Smyrna
6	Etinosa Igiebor	R-Jr.	SAF	5-10	184	Carteret, N.J. / St. Thomas Aquinas
6	Nick Whitfield Jr.	R-Jr.	QB	6-5	206	Fredonia, N.Y. / Fredonia
7	Zachary Betts	So.	OL	6-2	263	Bowie, Md. / Bishop McNamara
7	Andrew Vines	Sr.	RB	5-11	195	Raleigh, N.C. / Garner Magnet (Lackawanna College)
8	Kendric Council	So.	ILB	6-1	220	Upper Marlboro, Md. / Charles Herbert Flowers
8	Adrian Mejia	R-Jr.	WR	6-1	181	West Springfield, Va. / West Springfield
9	Zach Dantzlerward	R-So.	DL	6-4	287	Purcellville, Va. / Loudoun Valley (Old Dominion)
9	DJ Maultsby	Fr.	WR	6-1	185	Melbourne, Fla. / Eau Gallie
10	Kahmari Cook	So.	ILB	6-2	203	Buffalo, N.Y. / Bennett
11	Jake Hamilton	Jr.	QB	6-2	200	Colfax, Calif. / Reedley College
11	Kent McMahon	R-So.	ILB	6-1	220	Canonsburg, Pa. / Canon McMillan
12	Bobby Cameron	R-So.	WR	6-1	158	Fairport, N.Y. / Fairport
12	Malikai Nichols	So.	DB	6-0	160	Baltimore, Md. / Archbishop Curley
13	Craig Joyner	R-So.	DB	5-9	165	Baltimore, Md. / Mount St. Joseph
14	Aidan Cirulli	R-Sr.	P	5-11	175	Wyomissing, Pa. / Wyomissing
15	Frank Hoogerwerff	Fr.	QB	6-1	190	Avondale, Pa. / Avon Grove
15	Rocky Jones	Fr.	RB	5-8	160	Columbus, Ohio / Westland
16	Denzel Lambert	So.	WR	6-3	175	Woodbridge, Va. / Woodbridge
17	Lukas Gilland	Fr.	WR	6-0	185	Mineral, Ohio / Sandy Valley
18	Mac Plummer	R-Sr.	K	5-10	174	Lebanon, Pa. / Annville Cleona
19	Colin Douglas	So.	SAF	5-9	165	Brookeville, Md. / Our Lady of Counsel
21	Jordan Theodore	R-So.	RB	5-7	177	Buffalo, N.Y. / Sweet Home
22	Nahjee Adams	Gr.	RB	5-11	185	Easton, Pa. / Easton (Lafayette)
23	Campbell Melzer	R-So.	DB	6-0	167	Wexford, Pa. / North Allegheny
24	Shamar Jones	Fr.	CB	6-2		Baltimore, Md. / Riverdale Baptist
25	Gavin Hockenberry	R-So.	SAF	5-11	187	Johnstown, Pa. / Westmont Hilltop
26	Kameron Chisholm	Fr.	WR	6-2	195	Middletown, Pa. / Steelton-Highspire
26	Bailey Frank	Fr.	SAF	5-11	190	Fairport, N.Y. / Fairport
26	Nyzell Lash	So.	RB	5-10	190	Buffalo, N.Y. / Canisius
27	Jermiah Harris	Fr.	CB	6-0	185	Washington D.C. / Hayfield Secondary School
27	Ben Hennon	So.	RB	5-10		New Castle, Pa. / Laurel
28	Josiah Bryson	Fr.	RB	5-9	205	Stafford, Va. / Colonial Forge
29	Elijah Motley	Fr.	CB	5-11		Newark, N.J. / Weequahic
30	Ky'Mir Williams	Fr.	SAF	5-11		Harrisburg Pa / Harrisburg
32	Collin Glassmyer	R-So.	OL	6-2	224	York, Pa. / Central York
33	Dyrell Howard-Dolson	So.	OLB	6-1	225	Niagara Falls, N.Y. / Canisius
34	Cameron Kiersch	Fr.	ILB	6-1	220	Danville, Pa. / Danville
35	Arison Walker	Fr.	S	5-9	175	Aliquippa, Pa. / Aliquippa
36	Giuseppe Pennolino	R-So.	ILB	6-1	208	Highland Mills, N.Y. / Archbishop Stepinac
36	Darian Slaughter	Fr.	LB	6-3	255	Pittsburgh, Pa. / Plum Borough
36	Paul Wedel	Fr.	P	6-2	200	Duncansville, Pa. / Hollidaysburg
37	Eli Tucker	Fr.	K	6-0	200	Wheeling, W. Va. / Wheeling Central Catholic
38	Hunter Giacomo	Fr.	S	6-0	195	Charleston, W. Va / George Washington
39	Anthony Gengarella	Fr.	S	5-10	175	Germantown, Md. / Germantown
41	Andy Gerasenko	Fr.	K	5-9	160	Bellefonte, Pa. / Bellefonte
42	Airiss Rosemond	Fr.	CB	6-0	170	Cincinnati, Ohio / Princeton

2025 SAINT FRANCIS UNIVERSITY FOOTBALL

ALPHABETICAL ROSTER/PRONUNCIATION

No.	Name	Yr.	Pos.	Pronunciation
47	Gavin Irons	Gr.	LS	
50	Amari James	R-So.	DL	
94	Amondi James	R-So.	DL	
24	Shamar Jones	Fr.	CB	
15	Rocky Jones	Fr.	RB	
1	Craig Joyner	R-So.	DB	
55	Guzzy Kayed	R-So.	OL	Kay-ed
34	Cameron Kiersch	Fr.	ILB	
1	Denzel Lambert	So.	WR	
51	Lane Lambert	Fr.	ILB	
26	Nyzell Lash	So.	RB	nie-zell
2	Grayden Lewis	R-So.	SAF	
81	James Lilley	R-Jr.	TE	
89	Brandon London	So.	TE	
96	Motuila Malafu	Gr.	DL	
9	DJ Maultsby	Fr.	WR	
68	Kyle McCaw	So.	OL	
59	Connor McElheny	Fr.	OLB	
11	Kent McMahon	R-So.	ILB	
8	Adrian Mejia	R-Jr.	QB	
23	Campbell Melzer	R-So.	DB	
53	Ben Midea	So.	OL	
95	Balaam Miller	R-So.	DL	ba-laam
29	Elijah Motley	Fr.	CB	like the 80s band
45	Darian Nelson	Fr.	LB	
83	Peyton Nelson	Fr.	WR	
12	Malikai Nichols	So.	DB	
90	Vincent Okorie	Fr.	DL	O-kory
44	Ike Okoye	Gr.	DL	Oh-coy-yay
36	Giuseppe Pennolino	R-So.	ILB	
4	Jahmil Perryman	R-So.	WR	
18	Mac Plummer	R-Sr.	K	
82	Efrain Quiles	R-So.	TE	
46	Ahmad Ragland	Fr.	CB	
87	Scott Raymond	R-Jr.	TE	
42	Airriss Rosemond	Fr.	CB	
93	Christian Santiago	R-So.	DL	
36	Darian Slaughter	Fr.	LB	
49	David Smith	Fr.	DL	
79	Evan Smith	R-So.	OL	
73	Harrison Snyder	So.	DL	
78	Chase Somers	So.	DL	
54	Savion Terry	So.	DL	
21	Jordan Theodore	R-So.	RB	
55	Hunter Tipton	Fr.	DL	
37	Eli Tucker	Fr.	K	
67	Connor Van Tassell	R-Jr.	OL	
7	Andrew Vines	Sr.	RB	
35	Arison Walker	Fr.	S	
36	Paul Wedel	Fr.	P	
5	Payton Wehner	So.	QB	

NUMERICAL ROSTER

No.	Name	Yr.	Pos.	Ht.	Wt.	Hometown / High School (Previous College)
43	Brayden DeWaal	Fr.	SAF	6-0	185	Keedysville, Md. / Oakdale
44	Ike Okoye	Gr.	DL	6-3	240	Silver Spring, Md. / Wheaton
45	Darian Nelson	Fr.	LB	6-1	190	Pittsburgh, Pa. / Plum
46	Ahmad Ragland	Fr.	CB	6-2	180	Houston, Texas / Kiski Prep
47	Gavin Irons	Gr.	LS	6-2	235	Edinboro, Pa. / Cathedral Prep
49	David Smith	Fr.	DL	6-1	215	Nanty Glo, Pa. / Central Cambria
50	Amari James	R-So.	LB	6-3	225	Oxon Hill, Md. / Bishop Ireton
51	Lane Lambert	Fr.	ILB	6-1	210	Somerset, Pa. / Somerset
52	Shamar Humphrey	R-So.	OLB	5-10	220	Harrisburg, Pa. / Harrisburg
53	Ben Midea	So.	OL	6-2	300	Medina, Ohio / Buckeye
54	Savion Terry	So.	DL	6-2	225	Philadelphia, Pa. / Martin Luther King Jr.
55	Guzzy Kayed	R-So.	OL	6-5	312	Novi, Mich. / Potomac (Emory & Henry)
55	Hunter Tipton	Fr.	DL	6-2	275	Lewistown, Pa. / Mifflin
56	Kevin Evehe	Fr.	OL	6-6	295	Randallstown, Md. / Randallstown
58	Nate Hampton	Fr.	OL	6-2	295	Bowie, Md. / DeMatha Catholic
59	Connor McElheny	Fr.	OLB	6-2	228	Duncansville, Pa. / Bishop Guilfoyle
60	Ashtin Ancheta	Sr.	OL	6-2	300	Smithfield, Va. / Nansemond River (Elizabeth City State)
61	Chase Haught	R-So.	OL	6-2	295	Frederick, Md. / Oakdale
62	Mason Imbt	R-Jr.	OL	6-3	312	Troy, Pa. / Troy
64	Joe Enick	R-So.	OL	6-2	288	Jeannette, Pa. / Penn-Trafford (Central Michigan)
65	Aidan Bilek	Fr.	DL	6-0	260	Hollidaysburg, Pa. / Hollidaysburg
67	Connor Van Tassell	R-Jr.	OL	6-4	285	Purcellville, Pa. / Loudoun Valley
68	Kyle McCaw	So.	OL	6-5	273	Parkesburg, Pa. / Octorara
71	Marcus Fennell	R-So.	OL	6-2	315	Pittsburgh, Pa. / Upper Saint Clair
72	William Bigham IV	Fr.	OL	6-4	290	Webster, N.Y. / Webster Schroeder
73	Harrison Snyder	So.	DL	6-3	215	Berwick, Pa. / Berwick
76	Goki Abe	So.	DL	5-11	250	Tokyo, Japan /
77	Hunter Albright	Fr.	OL	6-5	310	Hollidaysburg, Pa. / Hollidaysburg
78	Chase Somers	So.	DL	6-3	260	Huntingdon, Pa. / Huntingdon
79	Evan Smith	R-So.	OL	6-4	312	Randallstown, Md. / Mount Saint Joseph
81	James Lilley	R-Jr.	TE	6-4	250	Chambersburg, Pa. / Chambersburg
82	Efrain Quiles	R-So.	TE	6-3	206	Abington, Pa. / Lansdale Catholic (Ursinus)
83	Peyton Nelson	Fr.	WR	5-11	175	District Heights, Md. / Dr. Henry Wise
84	Ryvan Brown	So.	DL	6-3	230	Laurel, Md. / Laurel
86	Ricky Fittin	Fr.	WR	6-0	175	Middlesex, N.J. / Middlesex
87	Scott Raymond	R-Jr.	TE	6-3	225	Clarence, N.Y. / Clarence
88	Mike Darcy	Sr.	TE	6-3	230	Landsdale, Pa. / North Penn
89	Brandon London	So.	TE	6-3	225	Glenshaw, Pa. / Shaler
89	Zach Couch	Fr.	TE	6-0	220	Fairport, N.Y. / MsQuaid Jesuit
90	Vincent Okorie	Fr.	DL	6-2	275	Bowie, Md. / Mt Zion Prep Academy
92	Anthony Chuman	Fr.	DL	6-1	315	Laurel, Md. / DeMatha
93	Christian Santiago	R-So.	DL	6-0	275	Erie, Pa. / McDowell
94	Amondi James	R-So.	DL	6-5	290	Oxon Hill, Md. / Bishop Ireton
95	Balaam Miller	R-So.	DL	6-4	311	Buffalo, N.Y. / Saint Francis
96	Gio Andrade	Fr.	DL	6-0	305	Woodbridge, Va. / Spotsylvania
96	Motuila Malafu	Gr.	DL	6-0	320	Maui, Hawaii / Alta
98	Lukas Conner	Fr.	K	6-0	155	Ebensburg, Pa. / Bishop Carroll
99	Wesley Brown	Fr.	DL	6-0	295	Bridgeport, W. Va. / Bridgeport

COACHING STAFF

HEAD COACH
ASSOCIATE HEAD COACH/OC
DEFENSIVE COORDINATOR
WIDE RECEIVERS
RUNNING BACKS/SPEC. TEAMS
DEFENSIVE LINE
OFFENSIVE LINE/TIGHT ENDS
LINEBACKERS
CORNERBACKS
DEFENSIVE ASSISTANT COACH
DEFENSIVE ASSISTANT COACH
DIRECTOR OF OPERATIONS

Chris Villarrial (15th season)
Marco Pecora (11th season, 6th as Offensive Coordinator, Pittsburgh '12)
Jacob Craig (2nd season, Clarion '17)
Brian Wright (17th season, Towson '87)
Josh Hutchison (12th season, Temple '10)
Thomas Rogish (7th season, Indiana (Pa.) '71)
Zach Morehead (5th season, California (Pa.) '17)
Ben Bruni (5th season, Saint Francis '19)
Martin Foray (3rd season, Saint Francis '21)
Brian Basile (4th season, Indiana (Pa.)
Dan Gueguen
Matt Hoyman (2nd season , California (Pa.) '24)



PLUMMER TO BE PRESENTED ARTHUR AND CARMELLA MARTYNUSKA SCHOLARSHIP IN PREGAME CEREMONY ON SATURDAY

Mac Plummer (Lebanon, Pa. / Annville Cleona), a member of the Saint Francis football team, is the 2025 recipient of the Arthur and Carmella Martynuska Scholarship. The award will be presented to Plummer during a pregame ceremony before the Red Flash home opener against Delaware State on Saturday.

Plummer, a kicker, hit a 50-yard field goal in Saint Francis' first-ever win against an FBS program in a 23-17 win against Kent State on September 7, 2024. The 50-yard field goal ties the second-longest in program history. The redshirt senior also connected on seven extra points in a 49-14 win against CCSU on November 18, 2023, which is the third most made extra points in team history.

A two-time College Sports Communicators Academic All-District honoree, Plummer is 13-for-22 on field goal attempts in his career and has 95 career kickoff attempts for 5,359 yards. Plummer is pursuing his degree in accounting.

The Arthur and Carmella Martynuska Scholarship has been presented annually to a member of the Saint Francis football team since the 2016 season. This year's recipient has appeared in 35 games during his career on the defensive line. He was named a 2024 Preseason All-NEC and 2023 All-NEC First Team selection. He tied the team lead with three sacks during the 2023 season. He provides volunteer work at Saint Francis' Sports For Kids Day and at High Street Body Shop. He is pursuing his Bachelor of Science in Management.

Plummer becomes the 10th player to earn the distinction, joining James Marks (2016), Jalen Wells (2017), Michael Ames (2018), Nicholas Rinella (2019), Corey Johnson (2020), Christian Massie (2021), Kerry Galloway (2022), Seth Osborne (2023), and Eddie Bierals (2023).

Get to know Saint Francis defensive standout Zach Betts as he sits down for this week's edition of Red Flash 10. From family influences and pregame rituals to hidden talents and personal goals, Betts shares what drives him on and off the field.

Q1. How has your family influenced your journey, and in what ways have they motivated you to succeed both on and off the field?

My family has had the biggest influence in my life. My siblings and I share a strong bond, and we have always pushed each other to work hard. Growing up, I saw how much effort my family put into everything they did, and it taught me the value of discipline and perseverance. Feeling blessed motivates me to make the most of my opportunities, both on the field and in life. I want to build a good future for myself, and I know I will always have the full support of my family behind me.

Q2. Do you have any pregame rituals or superstitions that help you get ready for kickoff?

Before every game, I make sure to pray first. Then I stretch and head to one of the hashes on the field, where I visualize where I am going to be and how I want to play. I listen to calm music — especially "Pearls" by Sade — because it clears my mind and reminds me to be grateful for the position I am in. Playing Division I football is truly a blessing, and once I step on that field, it is go time.

Q3. If you had to sum up your playing style in three words, what would it be?

Versatile, strategic, and physical.

Q4. Who is a teammate you really admire, and why?

I would say both Geno Calgaro and Kendric Council. Last season, the three of us were second stringers, and Geno's work ethic set the foundation for all of us to grow into the team we are building for the Red Flash. This season, Geno earned NEC Defensive Player of the Week, which is a testament to his dedication and impact on the field. With Kendric, especially on game day, he can flip the switch, bring hustle to every play, and set the tone. I trust both of them, and being on the same page with those guys pushes me to hold myself to that same standard every time I step on the field.

Q5. If you were not playing football, what other sport would you love to compete in?

I would have to say basketball. I was an all-star in middle school, but once I got to high school, I transitioned to football. I realized I preferred contact, physicality, and the intensity of the game. That is when I really started to appreciate football more and knew it was the sport for me.

Q6. What is a hidden talent or hobby most people would not guess about you?

I can sing. I used to sing in the choir all through middle school and high school, and it is something a lot of people do not know about me.

Q7. Who is the funniest or most entertaining teammate, and what makes them stand out?

I would have to say Craig Joyner. He is a Baltimore guy through and through, with that big city energy and a loud personality that just fills any space. Everyone knows Craig — he is one of those guys you cannot miss, and he always finds a way to keep things light and entertaining.

Q8. What is your favorite football memory so far with the Red Flash?

Earning my scholarship last year was the biggest moment for me and my family. My recruitment flew under the radar, so it meant a lot to finally feel noticed after everything I went through to gain confidence. To see myself go from fifth on the depth chart to number one, with the chance to lead my team, was huge. It showed me that the future is in your own hands and depends on how much work you are willing to put in.


Q9. What do you miss most about home when you are in school?

The first thing I miss is my family. Everyone in my family is unique and quirky in their own way and being around them means a lot to me. I also miss my hometown — the way people are social, the daily interactions, and the sense of community. Those little things really stick with you when you are away.

Q10. What is one goal you have set for yourself this season, on or off the field?

On the field, I have set a standard for myself to record at least 10 sacks and no less than 50 tackles. Off the field, my goal is to keep pushing in the classroom and finish with nothing less than a 3.8 GPA.

That wraps up this edition of Red Flash 10. Stay tuned as we continue highlighting the personalities and stories driving Saint Francis football this season.



HOME HIGHLIGHT

WHAT IS YOUR FAVORITE FOOTBALL MEMORY SO FAR WITH THE RED FLASH?

"Earning my scholarship last year was the biggest moment for me and my family. My recruitment flew under the radar, so it meant a lot to finally feel noticed after everything I went through to gain confidence. To see myself go from fifth on the depth chart to number one, with the chance to lead my team, was huge. It showed me that the future is in your own hands and depends on how much work you are willing to put in."

ZACH BETTS
OUTSIDE LINEBACKER - BOWIE, MD

READ THE FULL STORY AT [SFUATHLETICS.COM](https://sfuathletics.com)