

SAINT FRANCIS

F O O T B A L L

GAME 6 • OCT 13, 2018 • SAINT FRANCIS AT WAGNER • HAMELINE FIELD • STATEN ISLAND, NY

2018 SCHEDULE/RESULTS

| Date | Opponent | Time/Result |
|----------|---------------------------|-------------|
| Sept. 1 | at Lehigh | L, 21-19 |
| Sept. 8 | vs DELAWARE STATE | W, 45-14 |
| Sept. 13 | vs RICHMOND | L, 35-27 |
| Sept. 22 | at Albany | L, 35-28 |
| Sept. 29 | vs West Virginia Wesleyan | W, 59-3 |
| Oct. 6 | BYE WEEK | |
| Oct. 13 | at Wagner* | NOON |
| Oct. 20 | vs DUQUESNE*% | NOON |
| Oct. 27 | at Robert Morris* | NOON |
| Nov. 3 | vs BRYANT* | NOON |
| Nov. 10 | vs CENTRAL CT. STATE*! | NOON |
| Nov. 17 | at Sacred Heart* | NOON |

All Times Eastern

*NEC Game

%Homecoming

! Senior Day

Saint Francis Coaching Staff

| | |
|-----------------------|---------------------------|
| Chris Villarrial..... | Head Coach |
| Eric Long..... | Offensive Coordinator |
| Marco Pecora | Defensive Coordinator/LBs |
| Garrett Clawson..... | RBs/Special Teams |
| Ryan Heasley..... | Offensive Line |
| Josh Hutchison..... | Tight Ends |
| Brian Wright..... | Wide Receivers |
| Jacob Craig..... | Defensive Line |
| Bishop Neal..... | Defensive Backs |

TV/Broadcast: ESPN3

| | |
|---------------------|------------------|
| Paul Dottino..... | Play-by-Play |
| Kevin Gilbride..... | Color Commentary |
| Craig D'Amico..... | Sideline |

Social Media:

| | |
|----------------|--------------|
| Facebook..... | SFUathletics |
| Twitter..... | @RedFlashFB |
| Instagram..... | redflashfb |

ATHLETICS COMMUNICATIONS

Primary Contact: Dan Griffin
 Office: 814-472-3180
 Cell: 814-502-1564
 Email: DGriffin@Francis.edu



SAINT FRANCIS RED FLASH

Record: 2-3

NEC Record: 0-0

2017 Postseason: N/A

Head Coach: Chris Villarrial
 Eighth Season at SFU (38-55)
 Career Record: Same as SFU record.

WAGNER SEAHAWKS

Record: 1-4

NE Record: 0-1

2017 Postseason: N/A

Head Coach: Jason Houghtaling
 4th Season at Wagner
 Career Record: 12-26

THIS WEEK'S FLASH POINTS

- SFU handled WV Wesleyan 59-3 in the Non-Conference finale for both teams
- Nick Rinella had 140 punt return yards, an NEC record in the win
- His 79-yard TD return is the longest punt return in SFU history
- Kam Lewis finished with 138 yards receiving for his 11th career 100 yard game
- EJ Jenkins scored his first collegiate touchdown, a 30-yard strike
- Chris Cropper rushed for 94 yards, including a 44-yard TD run
- The SFU held WV Wesleyan to just 115 yards of offense
- **Red Flash Fall at Albany**
- The Red Flash closed the road non-conference slate at Albany, a 35-28 loss
- Cyrus Holder had a career high 132 receiving yards and a 57-yard TD catch
- With the 132 yards, Holder is 14th in the FCS in receiving yards
- Bear Fenimore threw for 286 yards and three TDs, the yardage just missed a career high and the touchdowns matched his best
- Saint Francis came into the Albany game with 11 sacks in three games but was held to just one sack against the great Danes
- Albany ran their record to 16-0 vs the Red Flash but this was the first one-score game
- **Red Flash Bit Late by Spiders**
- This was the second-straight CAA opponent the Red Flash
- Saint Francis hosted Richmond in a game moved from Virginia due to Hurricane Florence and played on Thursday night
- Richmond scored a go-ahead TD with two seconds left to defeat the Red Flash
-
-

GAME DETAILS

| | |
|----------------------|----------------|
| Venue..... | Hameline Field |
| Capacity..... | 3300 |
| Playing Surface..... | Field Turf |

SERIES HISTORY

| | |
|-------------------------------|-----------------------|
| <i>Series vs. Wagner.....</i> | <i>WC, 21-6</i> |
| <i>Streak.....</i> | <i>SFU W, 1</i> |
| <i>Last meeting.....</i> | <i>2017, SFU 31-6</i> |
| <i>Record vs NEC.....</i> | <i>35-110</i> |



3



59

**Quickie Statistics (Final)
WVWC vs Saint Francis (Sep 29, 2018 at Loretto, PA)**

| | WVWC | SFU |
|----------------------------------|---------|---------|
| Score | 3 | 59 |
| FIRST DOWNS | 8 | 21 |
| RUSHES-YARDS (NET) | 33-52 | 31-183 |
| PASSING YDS (NET) | 63 | 234 |
| Passes Att-Comp-Int | 21-10-1 | 24-19-0 |
| TOTAL OFFENSE PLAYS-YARDS | 54-115 | 55-417 |
| Fumble Returns-Yards | 0-0 | 0-0 |
| Punt Returns-Yards | 1-4 | 5-140 |
| Kickoff Returns-Yards | 10-242 | 0-0 |
| Interception Returns-Yards | 0-0 | 1-0 |
| Punts (Number-Avg) | 7-34.1 | 2-47.0 |
| Fumbles-Lost | 0-0 | 0-0 |
| Penalties-Yards | 1-0 | 4-40 |
| Possession Time | 31:04 | 27:06 |
| Third-Down Conversions | 3 of 14 | 5 of 19 |
| Fourth-Down Conversions | 0 of 2 | 1 of 1 |
| Red-Zone Scores-Chances | 1-1 | 5-5 |

WVWC

| Rushing | No. | Gain | Loss | Net | TD | Lg | Avg |
|-----------------|-----|------|------|-----|----|----|------|
| Mason Brubeck | 11 | 30 | 1 | 29 | 0 | 9 | 2.6 |
| Lawrence Brown | 7 | 15 | 2 | 13 | 0 | 4 | 1.9 |
| S. Freeman-Park | 9 | 17 | 4 | 13 | 0 | 11 | 1.4 |
| Luke Casey | 6 | 11 | 14 | -3 | 0 | 7 | -0.5 |

| Passing | C-A-I | Yds | TD | Long | Sack |
|-------------|--------|-----|----|------|------|
| Luke Casey | 6-13-0 | 34 | 0 | 14 | 3 |
| Matt Vinson | 4-8-1 | 29 | 0 | 12 | 0 |

| Receiving | No. | Yards | TD | Long |
|----------------|-----|-------|----|------|
| Kam Brooks | 2 | 20 | 0 | 14 |
| Brandon Ford | 2 | 17 | 0 | 10 |
| Jujuan Linzy | 2 | 2 | 0 | 4 |
| Lawrence Brown | 1 | 12 | 0 | 12 |

| Punting | No. | Yds | Avg | Long | In20 | TB |
|----------------|-----|-----|------|------|------|----|
| Jacob Stafford | 5 | 164 | 32.8 | 41 | 0 | 0 |
| Tyler Fischer | 2 | 75 | 37.5 | 39 | 0 | 0 |

| Punt Returns | No. | Yards | TD | Long |
|--------------|-----|-------|----|------|
| Jujuan Linzy | 1 | 4 | 0 | 4 |

| Kick Returns | No. | Yards | TD | Long |
|-----------------|-----|-------|----|------|
| Kenny Lewis Jr. | 6 | 191 | 0 | 57 |
| Jujuan Linzy | 3 | 55 | 0 | 20 |

| Tackles | UA-A | Total | Sacks | TFL |
|----------------|------|-------|-------|-----|
| Braxton Brooks | 8-1 | 8.5 | 0.0 | 0.0 |
| Derrick Butler | 4-0 | 4.0 | 0.0 | 0.0 |
| Cole Skaggs | 4-0 | 4.0 | 0.0 | 1.0 |
| Malcolm Cutner | 4-0 | 4.0 | 0.0 | 0.0 |

Saint Francis

| Rushing | No. | Gain | Loss | Net | TD | Lg | Avg |
|------------------|-----|------|------|-----|----|----|-----|
| CROPPER, CHRIS | 12 | 94 | 2 | 92 | 1 | 44 | 7.7 |
| JORDAN-TONEY, J | 10 | 60 | 0 | 60 | 1 | 15 | 6.0 |
| GRAHAM, KEI-SHON | 6 | 27 | 0 | 27 | 1 | 10 | 4.5 |
| CAMPBELL, ZACH | 1 | 3 | 0 | 3 | 0 | 3 | 3.0 |

| Passing | C-A-I | Yds | TD | Long | Sack |
|----------------|---------|-----|----|------|------|
| FENIMORE, BEAR | 18-22-0 | 226 | 3 | 39 | 0 |
| BROWN, JASON | 0-1-0 | 0 | 0 | 0 | 0 |

| Receiving | No. | Yards | TD | Long |
|----------------|-----|-------|----|------|
| LEWIS, KAM | 8 | 138 | 1 | 39 |
| CAMPBELL, ZACH | 5 | 35 | 1 | 16 |
| JENKINS, EJ | 2 | 33 | 1 | 30 |
| DAVIS, Tim | 1 | 9 | 0 | 9 |

| Punting | No. | Yds | Avg | Long | In20 | TB |
|---------------|-----|-----|------|------|------|----|
| ZECCA, Andrew | 2 | 94 | 47.0 | 52 | 2 | 0 |

| Punt Returns | No. | Yards | TD | Long |
|---------------|-----|-------|----|------|
| RINELLA, NICK | 5 | 140 | 1 | 79 |

| Kick Returns | No. | Yards | TD | Long |
|--------------|-----|-------|----|------|
| | | | | |

| Qtr | Time | Scoring Play | V-H |
|-----|-------|---|--------|
| 1st | 12:33 | SFU - JENKINS, EJ 30 yd pass from FENIMORE, BEAR (BOFENKAMP, Eric kick), 1-30 0:08 | 0 - 7 |
| | 09:36 | SFU - RINELLA, NICK 79 yd punt return (BOFENKAMP, Eric kick) | 0 - 14 |
| | 03:20 | SFU - CROPPER, CHRIS 44 yd run (BOFENKAMP, Eric kick), 9-79 4:25 | 0 - 21 |
| 2nd | 13:04 | SFU - LEWIS, KAM 20 yd pass from FENIMORE, BEAR (BOFENKAMP, Eric kick), 8-55 3:50 | 0 - 28 |
| | 07:58 | SFU - CAMPBELL, ZACH 16 yd pass from FENIMORE, BEAR (BOFENKAMP, Eric kick), 6-60 3:18 | 0 - 35 |
| | 01:12 | SFU - JORDAN-TONEY, J 15 yd run (BOFENKAMP, Eric kick), 9-75 4:18 | 0 - 42 |
| 3rd | 11:53 | SFU - BOFENKAMP, Eric 46 yd field goal, 5-46 3:07 | 0 - 45 |
| 4th | 14:45 | SFU - MAGAHA, TYLER 1 yd run (BOFENKAMP, Eric kick), 4-22 2:03 | 0 - 52 |
| | 08:46 | SFU - GRAHAM, KEI-SHON 2 yd run (BOFENKAMP, Eric kick), 2-12 0:39 | 0 - 59 |
| | 01:50 | WVWC - Tyler Fischer 33 yd field goal, 13-56 6:47 | 3 - 59 |

FLASH POINTS CONTINUED

- **About Wagner**
- Comes into the matchup at 1-5 on the season and 0-1 in the NEC
- The Red Flash will need to find an answer for Ryan Fulse who is closing in on 1000 yards rushing this season
- SFU sports the NEC's top run defense, allowing just 106 yards per game
- Denzel Knight and D'Erren Wilson are two of the top-10 receivers in the NEC
- Cameron Gill is second in the NEC with seven sacks and 11.5 tackles for loss
-
- **Red Flash amongst National Leaders**
- Nick Rinella sits fourth in the FCS with a 21.7 punt return average... His 216 punt return yards and two return TDs are the best in the FCS
- Da'Jon Lee is third in the FCS with 11 total tackles for loss...His 2.2 TFL/g is fourth in FCS...His five sacks are also fourth in the FCS
- As a team, the Red flash 21.6 points allowed per game sits 25th in the FCS
-
- **Red Flash Pre-season Facts**
- Saint Francis players hail from 14 different states with 39 players on the SFU roster from the state of Pennsylvania
- The Red Flash were picked to finish fourth in the Northeast Conference according to the pre-season coaches' poll announced at NEC Media Day
- SFU returns nine starters on offense and six on defense from a 5-6 season that saw them go 3-3 in conference play
- Kamron Lewis has been named a pre-season All-American by Stats FCS and Hero Sports and headlined five players named to the pre-season All-NEC first team
- The five first-team All-NEC selections mirrored football analyst Phil Steele's first-team All-NEC selections as Lewis was joined by OL Mederick Flavius Jr, DB Hakeem Kinard, DB Nick Rinella and Punter Andrew Zecca

HEAD COACH CHRIS VILLARRIAL



Former National Football League All-Pro Offensive Lineman Chris Villarrial was named the 25th head coach of the Saint Francis University football program on December 20, 2009. After serving one year as the offensive coordinator under predecessor Dave Opfar, Villarrial will enter his seventh season at the helm of the Saint Francis football program.

He was inducted into the Pennsylvania Sports Hall of Fame Capital Chapter in June 2017. Villarrial played 11 seasons in the NFL, earning two All-Pro honors.

After leading SFU to its first ever NEC Title and FCS Playoffs appearance in 2016, Villarrial was named NEC Coach of the Year for the second straight season and was the ECAC Coach of the Year. He was also a finalist for STATS FCS National Coach of the Year for the second consecutive year.

With 37 career wins, Villarrial is second in program history. With a win vs. Malone, he passed Frank Pergolizzi (1989-94) for second all-time and trails Art Martynuska (1969-79, 81) by 10 wins for first place.

Villarrial led SFU to a 7-5 record in 2016, including 5-1 in the NEC. SFU won its first conference title as a Division I program and made its first FCS Playoffs appearance, meeting Villanova in the First Round.

On November 14, 2016, the Red Flash earned its first ever appearance in a Top 25 poll, being ranked 25th in the STATS FCS Media Poll.

Villarrial has coached seven players to 21 postseason FCS All-America selections, including S Lorenzo Jerome, WR Kamron Lewis and LB Solomon Leano in 2016 and Lewis again in 2017.

He has coached 45 All-NEC selections at Saint Francis, including 10 last year (eight First Team).

In 2016, Lewis was named NEC Offensive Player of the Year and Jerome became the conference's first ever four-time first team selection.

Villarrial is from Hershey, Pa.

THIS WEEK'S SCHEDULE

| Monday | Tuesday | Wednesday | Thursday | Friday | Saturday | Sunday |
|----------|----------|-----------|----------|----------|---------------------------|----------|
| No Media | Practice | Practice | Practice | No Media | at Wagner 12:05 PM. ET | No Media |

MEDIA INFORMATION

Interview Procedures

Saint Francis players and coaches are available for interview requests Tuesday through Thursday during game weeks. Coach Villarrial and selected players will also be available postgame following an NCAA mandated cooling-off period.

Football Practices

Saint Francis football practices are open to the media Tuesday through Thursday during game weeks. Requests to attend practice should be made as far in advance as possible.

Media Credentials

Credentials are issued for all third-party press box personnel (media, scouts, officials' observers, etc.). Requests for credentials are on a per-game basis. Credential requests should be made at least a week in advance. Seating in the press box will be determined by the Athletics Communications office.

Media Will Call & Parking

Credentials will be mailed in advance of the game, but a Will Call can be established under special circumstances. Parking is available on campus within walking distance of DeGol Field.

PRONUNCIATION GUIDE

Eric Bofenkamp BAW-fin-camp
 Ben Bruni BREW-nee
 Mederick Flavius, Jr. Med-rick
 Abijah Howell ah-BEE-jah
 Jake Heiple High-Pull
 Jymere Jordan-Toney Juh-EYE-meer
 Da'Jon Lee Day-John
 Syaire Madden Cy-Air
 Tyler Magaha muh-GAH-ha
 Sean Orsini Or-SEE-ni
 Kane Piroch Pir-OAK
 Gibbs Tinne Tin-ay

Coaching Staff:

Chris Villarrial vih-LARRY-uhl
 Ryan Heasley HEE-sley

NEC FRONT ROW INFORMATION

NECFrontRow.com is the official streaming platform of the Northeast Conference. Every home football game will be streamed for FREE live on NEC Front Row with Pat Farabaugh on play-by-play and Jay Roberts providing the color commentary.

TEAM COMPARISON (2018 TOTALS)



| | |
|----------------------------|----------------------------|
| Record..... 1-5,(0-1) | Record..... 2-3(0-0) |
| Scoring Offense.....23.0 | Scoring Offense.....35.6 |
| Scoring Defense.....46.0 | Scoring Defense.....21.6 |
| Total Offense.....350.5 | Total Offense.....334.0 |
| Total Defense.....494.2 | Total Defense.....290.4 |
| Rushing Offense.....150.3 | Rushing Offense.....98.0 |
| Rushing Defense....226.0 | Rushing Defense....106.8 |
| Passing Offense.....200.7 | Passing Offense.....235.8 |
| Passing Defense.....268.2 | Passing Defense.....183.6 |
| Pass Efficiency.....110.9 | Pass Efficiency.....147.92 |
| Pass Efficiency D....157.6 | Pass Efficiency D..127.53 |
| Time/Possession....30:01 | Time/Possession....31:03 |
| Red Zone TD7-14 (50%) | Red Zone TD15-20(75%) |
| Sacks.....13 | Sacks.....15 |
| Sacks Allowed.....9 | Sacks Allowed.....5 |
| Tackles For Loss.....38 | Tackles For Loss.....43 |
| Turnovers Gained.....8 | Turnovers Gained.....6 |
| Turnovers Lost.....13 | Turnovers Lost.....4 |
| Net Punting.....34.6 | Net Punting.....39.9 |
| Kick Returns.....21.3 | Kick Returns.....23.8 |
| Punt Returns.....9.8 | Punt Returns.....21.1 |

2018 SEAHAWKS SCHEDULE

| | | |
|------------------|-------------------------|-----------|
| AUGUST | | |
| 30 | vs Bowie State | W, 40-23 |
| SEPTEMBER | | |
| 8 | at Syracuse | L, 62-10. |
| 15 | at Montana State* | L, 47-24 |
| 22 | vs Sacred Heart* | L, 41-14 |
| 29 | at Monmouth | L, 54-47 |
| OCTOBER | | |
| 6 | at Cambell | L, 49-3 |
| 13 | vs Saint Francis* | NOON |
| 27 | at Central Connecticut* | NOON |
| NOVEMBER | | |
| 3 | vs Duquesne* | NOON |
| 10 | at Bryant* | 1:00 p.m. |
| 17 | at Robert Morris* | NOON |

* Northeast Conference Game

Wagner Stat Leaders

- Passing:** T.J. Linta (511 yds 5TD 2 INT)
- Rushing:** Ryan Fulse (966 yds 6TD, 6.2 ypc)
- Receiving:** Denzel Knight (19rec 313yds 2TD)
- Tackles:** Santoni Graham (57 tackles)
- Sacks:** Cameron Gill (7 sacks)
- Interceptions:** Darryl Gamble (2 INT)

INDIVIDUAL HONORS-2018

Chris Cropper

#29/35 - Running Back

Northeast Conference Freshman of the Week-Week 2, Week 5

Da'Jon Lee

#19 - EDGE

Northeast Conference Defensive Player of the Week-Week 1

Honorable Mention Stats FCS Defensive Player of the Week-Week 1

Kamron Lewis

#2 - Wide Receiver

Walter Payton Award Watch List

CFPA National Performer of the Year Watch List

College Sports Madness Preseason All-America

HERO Sports Preseason All-America

STATS FCS Preseason All-America

Preseason All-NEC

Nick Rinella

#25 - Safety/Returner

Northeast Conference Special Teams Player of the Week-Week 2, Week 5

Andrew Zecca

#27 - Punter

Preseason All-NEC

Honorable Mention Stats FCS Special Teams Player of the Week-Week1

CAREER RECORDS WATCH

Kamron Lewis

Receiving Touchdowns: 20 (Tied 3rd)

Receptions: 185 (Third all-time)

Yards: 2,951 (Third All-Time)

All-Purpose Yards: 3180 (5th all time)

Nick Rinella












Punt Return Yards: 377 (2nd all-time, 8 behind all time lead)

SEASON RECORDS WATCH





Da'Jon Lee

Sacks: 5.0 (3 behind 5th all-time)





PROJECTED STARTERS: OFFENSE

| | | |
|------------------------|---|---|
| WR 2 |  | KAMRON LEWIS (6-4, 195, Sr) <ul style="list-style-type: none"> Walter Payton Award, CFPA National Performer Watch Lists. Career-high 15 rec, 202 yards, TD vs. Bryant. 138 yards, TD in win over WV Wesleyan |
| TE 89 |  | TERRELL JOHNSON (6-7, 215, R-So) <ul style="list-style-type: none"> Started all 11 games for SFU last season Caught 26 yard touchdown pass vs Del State Tied for team lead with 2 TD catches |
| LT 55 |  | MEDERICK FLAVIUS (6-4, 280, R-Sr) <ul style="list-style-type: none"> Team Captain. 35 career starts, the most among SFU linemen. Started all 12 games at left tackle in 2017. |
| LG 67 |  | ALEC SHRINER (6-4, 305, R-Jr) <ul style="list-style-type: none"> Joins SFU after transferring from West Virginia. Played both offensive and defensive line for WVU. Ranked as 18th best guard out of high school. |
| C 52 |  | MIKE AMES (6-4, 300, Sr) <ul style="list-style-type: none"> Has made 38 career appearances, with 26 starts. Made first career start at C vs. Lock Haven. Campbell Award semi-finalist |
| RG 77 |  | CHRISTIAN EUBANKS (6-4, 280, R-Jr) <ul style="list-style-type: none"> Made his first career start vs. Lock Haven. Has made 25 career appearances, including 13 starts. Played at Riverdale Baptist H.S. |
| RT 63 |  | EVAN FERGUSON (6-7, 315, R-Sr) <ul style="list-style-type: none"> Has made 38 career appearances. 26 career starts at tackle. Started all 11 games for the Red Flash last season |
| QB 5 |  | BEAR FENIMORE (6-1, 225, Sr) <ul style="list-style-type: none"> Has thrown for 3TDs in each of last three games Also has three rushing TDs Second in NEC in yards, TD passes, efficiency |
| RB 23 |  | JYMERE JORDAN-TONEY (5-11, 215, Sr) <ul style="list-style-type: none"> Ran for 70 yards last week at Albany Averaged 6 yards per carry vs WV Wesleyan Fourth in NEC in rushing yards |
| FB 46 |  | ZACH ROHLAND (6-2, 235, R-Sr) <ul style="list-style-type: none"> Missed the 2017 season due to injury. Played nine games in 2016, including two starts. Played TE and LB for Cumberland Valley HS. |
| WR 13 |  | CYRUS HOLDER (6-4, 204, Jr) <ul style="list-style-type: none"> Led team with five catches and 94 yards vs Lehigh Leads team with a 16 yard per catch average Career high 132 yards vs Albany |











NOTABLES

| | | |
|------------------------|--|---|
| RB 29 |  | CHRIS CROPPER (6-2, 205, Fr) <ul style="list-style-type: none"> Ran 9 times for 91 yards vs Delaware State Rushed 12 times for 94 yards and a score vs WV Wesleyan Two-Time NEC Rookie of the Week |
| RB 26 |  | JOEL DENLEY (5-9, 185, So) <ul style="list-style-type: none"> Caught a 8-yard TD vs Albany Caught a six-yard TD vs Richmond Third on the team in catches and receiving yards |
| WR 16 |  | RA'SHAUN HENRY (6-2, 190, R-So) <ul style="list-style-type: none"> NEC Rookie of the Week (9/11/17). Appeared in 10 games with two starts Caught 11 passes for 134 yards on the year |
| WR 15 |  | EJ JENKINS (6-7, 235, R-Fr) <ul style="list-style-type: none"> Redshirted his freshman season Caught First TD Pass (30 yards) vs WV Wesleyan Had over 4300 receiving yards and 37TDs in high school |




SPECIAL TEAMS

| | | |
|------------------------|--|---|
| PK 39 |  | ERIC BOFENKAMP (6-0, 175, Gr) <ul style="list-style-type: none"> Drilled career long 46 yard FG vs WV Wesleyan Hit a career-best three field goals at Bryant. Finished 2017 10/19 on FG and 29/30 on Extra Points |
| P 27 |  | ANDREW ZECCA (6-2, 190, Sr) <ul style="list-style-type: none"> Leads NEC with 43.7 yards per punt average Named All-NEC last season and this pre-season Averaging 40 net yards per punt |
| LS 93 |  | TANNER SCHMIDT (6-3, 250, So) <ul style="list-style-type: none"> Played in all 11 games as a freshman. Linebacker and Long Snapper at Maple Lake H.S. (Minn.). Rated No. 1 LS in Minnesota by Kohl's Kicking. |
| H 12 |  | TYLER MAGAHA (6-2, 190, Sr.) <ul style="list-style-type: none"> Made one appearance at QB in 2016. Had one run for nine yards. Played at Gov. Thomas Jefferson H.S. |



PROJECTED STARTERS: DEFENSE

| | | |
|-------------------------|---|--|
| DE 9 |  | LOUIE GARTNER (5-10, 255, Sr) <ul style="list-style-type: none"> Two tackles for loss at Lehigh and vs WV Wesleyan Second on the team with 6.5 total TFL Piesman Trophy finalist for INT TD vs RMU |
| NT 95 |  | JAMES WATKINS (6-0, 285, R-Fr) <ul style="list-style-type: none"> Made first college start vs Lehigh Played both guard and NT in high school Had 10 TFL in high school career |
| DE 59 |  | TODD BURGER (6-3, 255, R-So) <ul style="list-style-type: none"> Recorded a tackle vs. Lock Haven. Can play both offensive and defensive line Father, Todd, played for Jets and Bears |
| OLB 19 |  | DA'JON LEE (6-2, 220, Jr) <ul style="list-style-type: none"> Had 8 tackles 2 TFL, 2 sacks, 2FF, FR at Lehigh Added 4TFL and 2 sacks vs Richmond Tied for FCS lead with 11 TFL |
| OLB 30 |  | OMAR MAREKO (6-1, 245, R-Fr) <ul style="list-style-type: none"> Named All-Hawaii by USA Today Played in Polynesian Senior Bowl Four stops in win over WV Wesleyan |
| ILB 6 |  | BEN BRUNI (6-0, 225, Sr) <ul style="list-style-type: none"> Recovered fumble for TD at Lehigh had 1 pass breakup Led team for third straight game with 7 tackles Team high 36 stops on the season |
| ILB 4 |  | GIBBS TINNE (5-11, 220, Jr) <ul style="list-style-type: none"> Led team with 10 tackles and a sack vs Richmond Second on team with 33 tackles Third on the team with 4.5 TFL |
| CB 8 |  | JERMAINE PONDER (6-2, 205, Sr) <ul style="list-style-type: none"> Leads team with 5 pass breakups Broke up key pass in endzone vs Richmond Appeared in every game each of last two seasons |
| CB 7 |  | JAREN WILLIAMS (6-0, 185, Sr) <ul style="list-style-type: none"> Led team with eight tackles at Lehigh in week one Recovered fumble on opening possession at Lehigh Broke up a pass in each game this season |
| FS 25 |  | NICK RINELLA (5-10, 205, Jr) <ul style="list-style-type: none"> FCS best two punt return TDs this season Averages over 21 yards per return this season Recorded a sack vs Richmond |
| SS 5 |  | HAKHEEM KINARD (5-10, 195, Sr) <ul style="list-style-type: none"> Recorded a sack and a hurry vs Delaware State 4 Tackles and a sack vs Richmond Had Interception vs Albany |

NOTABLES

| | | |
|------------------------|--|---|
| DB 17 |  | DORIAN JACKSON (5-11, 175, Fr) <ul style="list-style-type: none"> All-City (Pittsburgh) for University Prep in both junior and senior seasons Also played running back and returner in high school |
| LB 49 |  | TRYSTEN HUNT (5-10, 215, Sr) <ul style="list-style-type: none"> 5 Tackles and a sack vs Albany Also had a QB hurry vs Danes Key player in special |
| LB 22 |  | MELVIN BENJAMIN (6-1, 200, R-Fr) <ul style="list-style-type: none"> Blocked a punt vs Richmond and forced a nine-yard punt vs Spiders Key player on special teams |

SPECIAL TEAMS

| | | |
|---------------------------|--|--|
| KR/PR 26 |  | JOEL DENLEY (5-9, 185, So) <ul style="list-style-type: none"> Averaged over 20 yards per kick return as a freshman Longest return was 26 yards in 2017 |
| KR/PR 25 |  | NICK RINELLA (5-9, 190, Jr) <ul style="list-style-type: none"> FCS best two punt return TDs this season Averages over 21 yards per return, second in FCS Recorded a sack vs Richmond |

RED FLASH TWO-DEEP

RED FLASH OFFENSE

| | | | | | |
|--------------|-----------|------------------------------|-------------|------------|--------------|
| QB | 5 | Bear Fenimore | 6-1 | 225 | Gr. |
| | 12 | Tyler Magaha | 6-1 | 195 | Sr. |
| RB | 23 | Jymere Jordan-Toney | 5-11 | 215 | Sr. |
| | 26 | Joel Denley | 5-9 | 185 | So. |
| FB/TE | 46 | Zachary Rohland | 6-2 | 225 | R-Sr. |
| | 38 | Sean Davis | 6-0 | 250 | R-So |
| WR | 2 | Kamron Lewis | 6-4 | 195 | Sr. |
| | 15 | EJ Jenkins | 6-7 | 230 | R-Fr. |
| WR | 13 | Cyrus Holder | 6-4 | 205 | Jr. |
| | 84 | Tim Davis | 6-2 | 195 | Sr. |
| TE | 89 | Terell Johnson | 6-7 | 215 | R-So. |
| | 86 | Justin McIntyre | 6-4 | 255 | R-Fr. |
| LT | 55 | Mederick Flavius, Jr. | 6-4 | 300 | R-Sr. |
| | 71 | Shaun Hastings | 6-4 | 280 | R-Fr. |
| LG | 67 | Alec Shriner | 6-4 | 305 | R-Jr. |
| | 72 | Isaac Jackson | 6-5 | 330 | Sr. |
| C | 52 | Mike Ames | 6-4 | 300 | Jr. |
| | 67 | Alec Shriner | 6-4 | 305 | R-Jr. |
| RG | 77 | Christian Eubanks | 6-4 | 280 | R-Jr. |
| | 72 | Isaac Jackson | 6-5 | 330 | Sr. |
| RT | 63 | Evan Ferguson | 6-7 | 315 | R-Sr. |
| | 51 | Dominic Clark | 6-4 | 225 | R-Fr. |

RED FLASH DEFENSE

| | | | | | |
|-------------|-----------|------------------------|-------------|------------|--------------|
| NT | 95 | James Watkins | 6-0 | 285 | R-Fr. |
| | 75 | Anthony Barber | 6-3 | 265 | R-So. |
| DE | 9 | Louie Gartner | 5-10 | 250 | Sr. |
| | 91 | Sam Cummings | 6-0 | 245 | R-So |
| DE | 59 | Todd Burger | 6-3 | 255 | R-So |
| | 99 | Kane Piroch | 6-6 | 270 | R-Fr. |
| LOLB | 19 | Da'Jon Lee | 6-2 | 220 | Jr. |
| | 49 | Trysten Hunt | 5-9 | 220 | Sr. |
| ILB | 4 | Gibbs Tinne | 5-11 | 205 | Jr. |
| | 30 | Omar Mareko | 6-1 | 250 | R-Fr. |
| ILB | 6 | Ben Bruni | 6-0 | 225 | Sr. |
| | 10 | Calvin Beaty | 6-0 | 225 | Jr. |
| ROLB | 22 | Melvin Benjamin | 6-1 | 195 | R-Fr. |
| | 30 | Omar Mareko | 6-1 | 220 | R-Fr. |
| CB | 8 | Jermaine Ponder | 6-3 | 200 | Sr. |
| | 11 | Corey Johnson | 5-10 | 170 | R-Fr. |
| CB | 7 | Jarren Williams | 6-0 | 185 | R-Jr. |
| | 17 | Dorian Jackson | 5-11 | 170 | Fr. |
| FS | 25 | Nick Rinella | 5-9 | 190 | Jr. |
| | 3 | Martin Foray, Jr. | 5-10 | 190 | So. |
| SS | 5 | Hakeem Kinard | 5-10 | 180 | Jr. |
| | 14 | Jake Heiple | 6-1 | 205 | R-So. |

RED FLASH SPECIAL TEAMS

| | | | | | |
|-----------|-----------|-----------------------|------------|------------|------------|
| P | 27 | Andrew Zecca | 6-2 | 190 | Sr. |
| PK | 39 | Eric Bofenkamp | 6-0 | 175 | Sr. |
| LS | 93 | Tanner Schmidt | 6-3 | 250 | Fr. |
| H | 12 | Tyler Magaha | 6-2 | 190 | Jr. |
| KR | 25 | Nick Rinella | 5-9 | 190 | Jr. |
| | 26 | Joel Denley | 5-9 | 185 | So. |
| PR | 25 | Nick Rinella | 5-9 | 190 | Jr. |
| | 26 | Joel Denley | 5-9 | 185 | So. |

RED FLASH COACHING STAFF

Chris Villarrial, Head Coach (Eighth season)

OFFENSE

Eric Long, Offensive Coordinator (Sixth Season)
 Brian Wright, Wide Receivers (Ninth Season)
 Josh Hutchison, Tight Ends (Fourth Season)
 Garrett Clawson, Running Backs/Special Teams (Second Season)
 Ryan Heasley, Offensive Line (First Season)

DEFENSE

Marco Pecora, Defensive Coordinator/Linebackers (Fourth Season)
 Bishop Neal, Defensive Backs (Second Season)
 Jacob Craig, Outside Linebackers (First Season)

2018 ROSTER

| # | Name | Pos | Yr | Ht | Wt | Hometown/Previous School |
|----|-----------------------|------------|-------|------|-----|--|
| 1 | Jordan Millberry | WR | R-Sr. | 5-7 | 160 | Harrisburg, Pa./Susquehanna Township |
| 2 | Kamron Lewis | WR | Sr. | 6-4 | 205 | Fresno, Calif./Edison |
| 3 | Martin Foray, Jr. | DB | So. | 5-10 | 190 | Germantown, Md./Northwest |
| 3 | Abijah Howell | DB | Sr. | 5-9 | 185 | Coral Springs, Fla./Taravella |
| 4 | Gibbs Tinne | LB | Jr. | 5-11 | 220 | Burtonsville, Md./Paint Branch |
| 5 | Bear Fenimore | QB | Gr. | 6-1 | 235 | Austin, Texas/Westwood/Houston |
| 5 | Hakeem Kinarid | DB | Sr. | 5-10 | 200 | York, Pa./York Catholic |
| 6 | Ben Bruni | LB | Sr. | 6-0 | 225 | Pittsburgh, Pa./Mt. Lebanon |
| 7 | Jarren Williams | DB | R-Jr. | 6-0 | 185 | Lewis Center, Ohio/Olentangy |
| 8 | Jermaine Ponder | DB | R-Sr. | 6-2 | 200 | Rochester, N.Y./Bishop Kearney |
| 8 | Jason Brown | QB | R-Fr. | 6-4 | 260 | Fredericksburg, Va./Chancellor |
| 9 | Louie Gartner | DL | Sr. | 5-10 | 250 | Paramus, N.J./Paramus Catholic |
| 9 | Zach Campbell | WR | R-So. | 5-8 | 170 | Upper Marlboro, Md./Riverdale Baptist |
| 10 | Calvin Beaty | LB | Jr. | 6-0 | 225 | Holmdel, N.J./St. John-Vianney |
| 10 | Jakob Ball | QB | Fr. | 6-3 | 200 | Williamsport, Md./Williamsport |
| 11 | Brandan Lisenby | WR | So. | 6-0 | 185 | Alexandria, Va./West Potomac |
| 11 | Corey Johnson | DB | R-Fr. | 5-10 | 170 | Fort Washington, Md./Bishop Ireton(Va.)/Air Force Prep |
| 12 | Tyler Magaha | QB | Sr. | 6-1 | 195 | Frederick, Md./Gov. Thomas Jefferson |
| 12 | Terrell Smith | DB | Fr. | 5-9 | 160 | Baltimore, Md./St. Frances Academy |
| 13 | Cyrus Holder | WR | Jr. | 6-4 | 205 | Uniondale, N.Y./Milford Academy |
| 13 | Mark Conrad | DB | Fr. | 6-2 | 180 | Altoona, Pa./Bishop Guilfoyle |
| 14 | Jake Heiple | DB | R-So. | 6-1 | 205 | Somerseset, Pa./Somerset |
| 14 | Kahtero Summers | WR | Fr. | 6-2 | 195 | Coatesville, Pa./Coatesville |
| 15 | EJ Jenkins | WR | R-Fr. | 6-7 | 230 | Fredericksburg, Va./Chancellor |
| 15 | Dennis James | DB | Sr. | 6-2 | 205 | Jersey City, N.J./St. Peter's Prep |
| 15 | Kai Williams | WR | Fr. | 6-1 | 200 | Johns Creek, Ga./Mount Pisgah Christian |
| 16 | Ra'Shaun Henry | WR | R-So. | 6-2 | 185 | Copperas Cove, Texas/Copperas Cove |
| 16 | Desmond Harrod | DB | Fr. | 5-10 | 180 | Waldorf, Md./Westlake |
| 17 | Dorian Jackson | DB | Fr. | 5-11 | 170 | Pittsburgh, Pa./University Prep |
| 17 | Neko Morris | RB | R-Fr. | 5-10 | 185 | Springfield Gardens, N.Y./Springfield Gardens |
| 18 | Tremayn Stott | DB | Fr. | 5-9 | 180 | Olney, Md./Our Lady of Good Counsel |
| 18 | Tyler Shearer | QB | Fr. | 6-1 | 170 | Charlotte, N.C./Charlotte Country Day School |
| 18 | Carlos Artson | WR | R-Fr. | 5-7 | 155 | Baltimore, Md./Archbishop Curley |
| 19 | Da'Jon Lee | LB | Jr. | 6-2 | 235 | Fairfax, Va./Robinson |
| 20 | Avery Miliner | RB | Jr. | 5-10 | 200 | Clayton, Ohio/Northeast |
| 20 | Derrick Wiley | LB | R-Fr. | 6-0 | 185 | Aberdeen, N.J./Matawan Regional |
| 21 | Kerry Galloway | DB | Fr. | 5-8 | 145 | Wilmington, Del./DuPont |
| 21 | Kei-Shon Graham | RB | R-Fr. | 5-10 | 180 | Philadelphia, Pa./Central |
| 22 | Melvin Benjamin | LB | R-Fr. | 6-1 | 195 | Beaumont, Texas/West Brook |
| 23 | Jymere Jordan-Toney | RB | Sr. | 5-8 | 190 | Philadelphia, Pa./Franklin |
| 24 | Christian Massie | DB | R-Fr. | 5-9 | 170 | Lorton, Va./South County |
| 25 | Nick Rinella | DB | Jr. | 5-10 | 200 | Collegeville, Pa./La Salle College Prep |
| 26 | Joel Denley | RB | So. | 5-9 | 185 | Beaumont, Texas/West Brook |
| 26 | Brandon Pierce | DB | R-Fr. | 6-1 | 170 | Philadelphia, Pa./Delaware Valley Charter |
| 27 | Andrew Zecca | P | Sr. | 6-3 | 195 | Berkeley Heights, N.J./Gov. Livingston |
| 27 | Taemar Willis | DB | Fr. | 5-10 | 165 | Manchester, Pa./Northeastern |
| 28 | Syaire Madden | RB | R-Fr. | 5-7 | 200 | Wyndmoor, Pa./LaSalle College Prep |
| 28 | T.J. Orrico | DB | R-So. | 5-11 | 200 | Englishtown, N.J./Manalapan |
| 29 | Chris Cropper | RB | Fr. | 6-2 | 205 | Wilmington, Del./St. Frances Academy (Md.) |
| 30 | Omar Mareko | LB | R-Fr. | 6-1 | 250 | Kapolei, Hawaii/Kapolei |
| 31 | Kyle Craig | LB | Fr. | 6-4 | 185 | Haymarket, Va./Battlefield |
| 32 | Maurice Hubbard | DB | R-Sr. | 5-9 | 190 | Galloway, N.J./Absegami |
| 33 | Carlton Taylor | DB | R-Fr. | 5-9 | 175 | Hyattsville, Md./DeMatha |
| 34 | Brian McHugh | DB | R-Fr. | 6-0 | 185 | Goshen, N.Y./Burke Catholic |
| 35 | Sean Davis | FB | R-So. | 6-0 | 250 | Bethel Park, Pa./Bethel Park |
| 36 | Jake Curry | LB | R-So. | 6-0 | 215 | Freehold, N.J./Freehold Boro |
| 37 | Kyuan Fernandez | RB | R-Fr. | 5-10 | 220 | Baltimore, Md./Woodlawn |
| 39 | Eric Bofenkamp | K/P | R-Sr. | 5-11 | 185 | Warren, Ohio/John F. Kennedy |
| 40 | Jacob Cavallo | LB | R-Fr. | 6-0 | 235 | Houston, Pa./Chartiers-Houston |
| 41 | Ian White | LB | Fr. | 6-4 | 215 | Waxhaw, N.C./Marvin Ridge |
| 42 | Trevor Thompson | K | Fr. | 5-9 | 205 | Columbus, Ohio/Canal Winchester |
| 43 | Jacob Schneider | LB | R-Fr. | 5-11 | 190 | Baltimore, Md./Boys Latin |
| 44 | Brian Lee, Jr. | LB | Fr. | 6-2 | 200 | Waldorf, Md./Westlake |
| # | Name | Pos | Yr | Ht | Wt | Hometown/Previous School |
| 45 | Jaylen Parks | LB | Fr. | 6-0 | 215 | Dallas, Ga./North Paulding |
| 46 | Zachary Rohland | FB/TER-Sr. | | 6-2 | 235 | Carlisle, Pa./Cumberland Valley |
| 47 | Mason Frampton | LB | Fr. | 5-8 | 210 | Waynesboro, Pa./Waynesboro |
| 48 | Sean Orsini | LB | Sr. | 6-2 | 250 | Imperial, Pa./West Allegheny |
| 49 | Trysten Hunt | LB | Sr. | 5-9 | 220 | Levittown, Pa./Truman |
| 50 | Jalen Carter | DL | Fr. | 6-4 | 230 | Baltimore, Md./St. Frances Academy |
| 51 | Dominic Clark | OL | R-Fr. | 6-4 | 265 | Towson, Md./Loyola Blakefield |
| 52 | Michael Ames | OL | Sr. | 6-2 | 295 | Pittsburgh, Pa./Penn Hills |
| 53 | Jalen Brown | DL | Fr. | 5-10 | 285 | Hyattsville, Md./DeMatha Catholic |
| 55 | Mederick Flavius, Jr. | OL | R-Sr. | 6-3 | 280 | Lauderhill, Fla./Northeast |
| 56 | Granville Amos | LB | Fr. | 6-3 | 205 | Fredericksburg, Va./Stafford |
| 57 | Zachary Smith | LB | Fr. | 6-1 | 170 | Greensboro, Md./Northern Caroline |
| 58 | Zack Schussler | LB | Fr. | 6-1 | 210 | Westminster, Md./Delone Catholic |
| 59 | Todd Burger | DL | R-So. | 6-3 | 255 | Freehold, N.J./Freehold Boro |
| 59 | Yosuke Sugano | LB | Fr. | 5-10 | 225 | Greenville, Pa./Greenville Senior |
| 60 | Bradley Winpigler | OL | Fr. | 6-4 | 305 | Frederick, Md./Tuscarora |
| 61 | Geno Lauer | OL | R-Fr. | 6-6 | 300 | Ebensburg, Pa./Bishop Carroll |
| 62 | Nick Leamer | OL | Fr. | 6-1 | 310 | Altoona, Pa./Bishop Guilfoyle |
| 63 | Evan Ferguson | OL | R-Sr. | 6-5 | 285 | Sterling, Va./Dominion |
| 64 | Joshua Taylor | OL | R-Fr. | 6-1 | 290 | Upper Darby, Pa./West Catholic |
| 65 | Chris Bernardine | OL/LS | Fr. | 6-0 | 285 | Halfmoon, N.Y./Shenendehowa High School East |
| 66 | Seth Osborne | OL | Fr. | 6-3 | 285 | Williamsburg, Va./Lafayette |
| 67 | Alec Shriner | OL | R-Jr. | 6-4 | 305 | Oviedo, Fla./Oviedo/West Virginia |
| 69 | Jack Fitzgerald | OL | R-Fr. | 6-0 | 270 | Rockville, Md./St. John's College |
| 70 | Dylan Armston | OL | Fr. | 6-7 | 325 | Montoursville, Pa./Loyalsock Township |
| 71 | Shaun Hastings | OL | R-Fr. | 6-4 | 280 | Camp Hill, Pa./Cedar Cliff |
| 72 | Isaac Jackson Jr. | OL | Sr. | 6-5 | 330 | Upper Marlboro, Md./Riverdale Baptist |
| 75 | Anthony Barber | DL | R-So. | 6-3 | 265 | Johnstown, Pa./Greater Johnstown |
| 76 | Bailey Iboleon | OL | Fr. | 6-4 | 305 | Alexandria, Va./West Potomac |
| 77 | Christian Eubanks | OL | R-Jr. | 6-4 | 280 | Reynoldsburg, Ohio/Reynoldsburg |
| 78 | Kyle Simmonds | OL | Fr. | 6-3 | 280 | Columbus, Ohio/Bishop Watterson |
| 80 | Christian Covington | WR | Fr. | 6-2 | 225 | Corinth, Texas/Lake Dallas |
| 81 | Mason Baker | TE | R-Fr. | 6-3 | 255 | Laurel, Md./Reservoir |
| 83 | Michal Radomski | WR | Fr. | 6-3 | 190 | East Hanover, N.J./Hanover Park |
| 84 | Tim Davis | WR | Sr. | 6-2 | 195 | Ebensburg, Pa./Central Cambria |
| 85 | Cortez Jackson | WR | R-Fr. | 5-7 | 175 | Upper Marlboro, Md./Riverdale Baptist |
| 86 | Justin McIntyre | TE | R-Fr. | 6-4 | 255 | Reynoldsburg, Pa./Lower Dauphin |
| 87 | Barry Ndeh | WR | Fr. | 6-0 | 205 | Burlington, N.J./Hamilton High School West |
| 88 | Jahsim Floyd | TE | R-Fr. | 6-7 | 205 | Sayreville, N.J./Sayreville War Memorial |
| 89 | Terell Johnson | TE | R-So. | 6-7 | 215 | Burlington, N.C./Cummings |
| 90 | Ricardo Johnson | DL | R-Sr. | 6-0 | 285 | Baltimore, Md./Archbishop Curley |
| 91 | Sam Cummings | DL | R-So. | 6-0 | 245 | Verona, N.J./Verona |
| 93 | Tanner Schmidt | LS | So. | 6-2 | 230 | Maple Lake, Minn./Maple Lakel |
| 95 | James Watkins | DL | R-Fr. | 6-0 | 285 | Oxon Hill, Md./Oxon Hill |
| 99 | Kane Piroch | DL | R-Fr. | 6-6 | 270 | New Kensington, Pa./Valley |
| | Hunter Becker | LS | Fr. | 5-10 | 215 | Camp Hill, Pa./Trinity |
| | Dalton Corle | LB | Fr. | 6-1 | 220 | Claysburg, Pa./Claysburg-Kimmel |
| | Marcus Galie | LB | Sr. | 6-1 | 220 | Upper St. Clair, Pa./Upper St. Clair |
| | Doug Leighty | OL | R-So. | 6-4 | 252 | Alverton, Pa./Southmoreland |
| | Trysten Lyons | RB | Fr. | 5-6 | 175 | State College, Pa./State College |
| | Chris Miller | K | R-Fr. | 6-1 | 180 | Johnstown, Pa./Bishop McCort |
| | Ryan Oliver | P | Fr. | 6-1 | 175 | Mifflinburg, Pa./Mifflinburg |
| | Dylan Rankin | LB | Fr. | 6-2 | 185 | Staunton, Va./Buffalo Gap |
| | Anthony Sofia | LB | Fr. | 5-10 | 175 | Germantown, Md./St. John's Catholic Prep |

*Double Numbers, expect the first listed number to play more



2018 Wagner Seahawks

Depth Chart vs. Saint Francis U - Oct. 13, 2018



OFFENSE

LEFT TACKLE

77 - Xavier Santiago (JR, 6-5, 305)
72 - Chris Gangarossa (JR, 6-6, 285)

LEFT GUARD

72 - Chris Gangarossa (JR, 6-6, 285)
51 - George Snowden (JR, 6-3, 290)

CENTER

73 - Daniel Clifford (R-JR, 6-4, 300)
51 - George Snowden (JR, 6-3, 290)

RIGHT GUARD

66 - Jake Vogel (SR, 6-4, 295)
67 - Tyler Piekarcz (R-SO, 6-6, 280)

RIGHT TACKLE

75 - Brady Hudik (SR, 6-5, 305)
70 - Jonathan Irizarry (JR, 6-4, 320)

QUARTERBACK

9 - T.J. Linta (GR, 6-4, 240)
18 - Luke Massei (Sr, 6-1, 190)
17 - Grant Lindman (GR, 6-4, 215)

RUNNING BACK

3 - Ryan Fulse (SR, 5-11, 195)
26 - Andrew Cordani (SR, 5-11, 195)

RECEIVER

28 - Denzel Knight (GR, 6-2, 220)
2 - D'Erren Wilson (SR, 6-3, 200)

RECEIVER

2 - D'Erren Wilson (SR, 6-3, 200)
16 - Willie Dale (R-JR, 6-2, 205)

RECEIVER

13 - Andrew Celis (GR, 5-11, 185)
22 - Jeffery Bost (5th-SR, 5-8, 165)

TIGHT END

89 - Chris Woodard (SR 6-4, 230)
82 - Adam Giordano (JR, 6-5, 215)

DEFENSE

DEFENSIVE END

95 - Julian McLeod (R-JR, 6-3, 285)
56 - Macai Bruce (SO, 6-2, 240)

NOSE TACKLE

99 - Chris Williams (JR, 6-2, 295)
91 - Pete Mokwuah (GR, 6-4, 315)

DEFENSIVE TACKLE

96 - Charbel Dabire (SR, 6-1, 300)
97 - Xavier Young (SO, 6-3, 270)

OUTSIDE LINEBACKER

11 - Cam Gill (JR, 6-3, 230)
80 - Titus Leo (FR, 6-4, 230)

INSIDE LINEBACKER

32 - Santoni Graham (R-JR, 6-1, 225)
48 - Jordan Haven (SO, LB, 6-1, 195)

INSIDE LINEBACKER

23 - Justin Osuji (GR, 6-2, 235)
42 - Keyon Means-Bowman (Fr, 6-1, 220)

OUTSIDE LINEBACKER

37 - Ali Brightwell (Fr., 6-4, 215)
36 - Khaliq Byard (Jr, 6-2, 205)

CORNERBACK

24 - Darryl Gamble (R-JR, 6-1, 205)
4 - Myron Morris (JR, 6-0, 180)

STRONG SAFETY

20 - Anthony Watkins (R-JR, 5-10, 200)
40 - Matt Ansell (FR, 6-1, 200)

FREE SAFETY

27 - Tajai Owens (So, 6-1, 185)
8 - Tyamonee Johnson (GR, 6-0, 180)

CORNERBACK

1 - Sterling Lowry (SR, 5-11, 180)
38 - Naseem Barnett (FR, 5-10, 190)

SPECIAL TEAMS

PLACEKICKER

25 - Eric Silvester (SO, 5-11, 185)
93 - Aidan Mulreed (FR, 5-9, 150)

KICKOFFS

25 - Eric Silvester (SO, 5-11, 185)
93 - Aidan Mulreed (FR, 5-9, 150)

PUNTER

25 - Eric Silvester (SO, 5-11, 185)
93 - Aidan Mulreed (FR 5-9, 150)

HOLDER

18 - Luke Massei (SR, 6-1, 190)
19 - Scotty Forbes (SO, 5-10, 180)

LONG SNAPPER

50 - Gunner Daniel (SO, 5-9, 220)
87 - Nolan Quinlan (FR, 6-5, 225)

KICK RETURNER

4 - Myron Morris (JR, 6-0, 180)
2 - D'Erren Wilson (SR, 6-3, 200)

KICK RETURNER

28 - Denzel Knight (GR, 6-2, 220)
13 - Andrew Celis (GR, 5-11, 185)

PUNT RETURNER

13 - Andrew Celis (GR, 5-11, 85)
22 - Jeffery Bost (GR, 5-8, 165)



NOTABLES

| | | |
|-------------------------------------|-------------|---------------|
| 250+ Yards Passing Games | 2018 | Career |
| Bear Fenimore | 1 | 4 |
| 3 (or more) TD Passing Games | 2018 | Career |
| Bear Fenimore | 3 | 6 |
| 100+ Yards Rushing Games | 2018 | Career |
| Jymere Jordan-Toney | - | 3 |
| 200+ Yards Rushing Games | 2018 | Career |
| Jymere Jordan-Toney | - | 0 |
| Multiple TD Rushing Games | 2018 | Career |
| Jymere Jordan-Toney | - | 2 |
| Bear Fenimore | 1 | 1 |
| 200+ Receiving Games | 2018 | Career |
| Kamron Lewis | - | 1 |
| 100+ Receiving Games | 2018 | Career |
| Kamron Lewis | 1 | 12 |
| Cyrus Holder | 1 | 2 |
| Multiple TD Receiving Games | 2018 | Career |
| Kamron Lewis | 1 | 3 |
| Cyrus Holder | - | 1 |
| 100+ All-Purpose Yards | 2018 | Career |
| Kamron Lewis | 1 | 14 |
| Jymere Jordan-Toney | - | 4 |
| Nick Rinella | 2 | 4 |
| Cyrus Holder | 2 | 3 |
| Double Digit Tackles | 2018 | Career |
| Sean Orsini | - | 4 |
| Hakeem Kinard | - | 3 |
| Ben Bruni | - | 1 |
| Da'Jon Lee | - | 1 |
| 2 (or more) Sacks | 2018 | Career |
| Da'Jon Lee | 2 | 4 |
| Louie Gartner | - | 1 |
| 2 (or more) Tackles For Loss | 2018 | Career |
| Da'Jon Lee | 2 | 7 |
| Louie Gartner | 2 | 3 |
| Ben Bruni | 1 | 2 |
| Gibbs Tinne | 1 | 1 |
| Interceptions | 2018 | Career |
| Nick Rinella | - | 3 |
| Hakeem Kinard | 1 | 2 |
| Ben Bruni | 1 | 1 |
| Louie Gartner | - | 1 |
| Jake Heiple | 1 | 1 |
| Sean Orsini | - | 1 |
| Jermaine Ponder | - | 1 |

100-YARD RUSHING GAMES

JYMERE JORDAN-TONEY(1)

| Yds | ATT | OPPONENT | YR |
|-----|-----|----------|------|
| 156 | 23 | Malone | 2016 |
| 105 | 26 | Wagner | 2017 |

MULTIPLE RUSHING TOUCHDOWN GAMES

JYMERE JORDAN-TONEY(2)

| TDs | ATT-Yds | OPPONENT | YR |
|-----|---------|------------|------|
| 4 | 23-156 | Malone | 2016 |
| 2 | 8-79 | Lock Haven | 2017 |

BEAR FENIMORE(1)

| TDs | ATT-Yds | OPPONENT | YR |
|-----|---------|----------------|------|
| 2 | 2-2 | Delaware State | 2018 |

100-YARD RECEIVING GAMES

KAMRON LEWIS(10)

| Yds | REC | OPPONENT | YR |
|------------|----------|---------------------------|-------------|
| 202 | 15 | Bryant | 2017 |
| 189 | 8 | Central Connecticut State | 2016 |
| 188 | 10 | Malone | 2016 |
| 184 | 10 | Sacred Heart | 2016 |
| 153 | 8 | Lock Haven | 2017 |
| 143 | 5 | Robert Morris | 2017 |
| 138 | 8 | WV Wesleyan | 2018 |
| 135 | 4 | Duquesne | 2016 |
| 129 | 10 | Bryant | 2016 |
| 129 | 6 | Villanova | 2016 |
| 122 | 4 | Wagner | 2016 |
| 121 | 9 | Albany | 2016 |

CYRUS HOLDER(2)

| Yds | REC | OPPONENT | YR |
|-----|-----|----------|------|
| 132 | 6 | Albany | 2018 |
| 128 | 2 | Wagner | 2016 |

MULTIPLE RECEIVING TOUCHDOWN GAMES

KAMRON LEWIS(9)

| TDs | REC-Yds | OPPONENT | YR |
|----------|--------------|-----------------|-------------|
| 3 | 10-184 | Sacred Heart | 2016 |
| 2 | 3-74 | Towson | 2016 |
| 2 | 6-63 | Towson | 2017 |
| 2 | 10-97 | Richmond | 2018 |

CYRUS HOLDER(2)

| TDs | REC | OPPONENT | YR |
|-----|-------|----------|------|
| 2 | 2-128 | Wagner | 2016 |

INTERCEPTION RETURN TOUCHDOWNS

LOUIE GARTNER(1)

| Yds | OPPONENT | YR |
|-----|---------------|------|
| 93 | Robert Morris | 2017 |

TEAM

SCORING:

Scored 80 or More: 80, vs. Virginia-Lynchburg - Sept. 27, 2014
 Scored 70 or More: 80, vs. Virginia-Lynchburg - Sept. 27, 2014
 Scored 60 or More: 69, vs. Lock Haven - Sept. 2, 2017
 Scored 50 or More: **59, vs. WV Wesleyan - Sept. 29, 2018**
Scored 40 or More:
45, vs. Delaware State- Sept. 8, 2018
 Scored 30 or More: 36, vs. Robert Morris - Oct. 28, 2017
Scored 20+ Points in a Half:
24 (2nd), vs. Richmond, Sept. 13, 2018
 Scored 30+ Points in a Half: 45 (1st), vs. Lock Haven - Sept. 2, 2017
 Scored 21+ Points in a Quarter: 21 (4th), vs. Lock Haven - Sept. 2, 2017

OFFENSE:

400 Yards Rushing or More: 438, vs. Virginia-Lynchburg - Sept. 27, 2014
 300 Yards Rushing or More: 336, vs. Wagner - Oct. 17, 2015
 200 Yards Rushing or More: 205, at Sacred Heart - Oct. 29, 2016

300 Yards Passing or More: 315, vs. Lock Haven - Sept. 2, 2017
 250 Yards Passing or More: 286, **at Albany-Sept. 22, 2018**

600 Yards of Total Offense: 628, vs. Wagner - Oct. 17, 2015
 500 Yards of Total Offense: 512, vs. Lock Haven - Sept. 2, 2017
 400 Yards of Total Offense: 408, at Bryant - Oct. 14, 2017

DEFENSE:

Held an Opponent Under 20 points: **3, vs. WV Wesleyan - Sept. 29, 2018**
 Held an Opponent to Zero TDs: **vs. WV Wesleyan - Sept. 29, 2018**
 Shut out an Opponent: 21-0 vs. Robert Morris - Nov. 14, 2015
 Held an Opponent Scoreless in a Half: **1st vs. WV Wesleyan - Sept. 29, 2018**

Allowed 100 Yards Passing or Less: **63, vs. WV Wesleyan - Sept. 29, 2018**
 Allowed 100 Yards Rushing or Less: **52, vs. WV Wesleyan - Sept. 29, 2018**
 Allowed 100 yards Total Offense or Less: 98, vs. Va.-Lynchburg - Sept. 27, 2014

Recorded 2+ INTs: **2, at Albany-Sept. 22, 2018**
 Recorded 3+ INTs: 3, at Bryant - Oct. 14, 2017
 Recorded 5+ INTs: 7, vs. Sacred Heart - Sept. 18, 2010

Returned an Interception for a TD: vs. Robert Morris - Oct. 28, 2017
 Returned Two Interceptions for TD: vs. Lock Haven - Sept. 2, 2017
 Returned a Fumble for a TD: **at Lehigh-Sept. 1, 2018**

SPECIAL TEAMS:

Returned a Kick for a TD: at Montana - Sept. 3, 2016
 Returned a Punt for a TD: **vs. WV Wesleyan - Sept. 29, 2018**
 Returned a Blocked Punt for a TD: at Sacred Heart - Oct. 27, 2007
 Blocked a Punt: **vs. Richmond, Sept. 13, 2018**

MISCELLANEOUS:

Came Back From Down 10+ to Win: 17, at Morehead St. - Sept. 15, 2012
 Won When Down at Start of 4th: vs. Duquesne - Oct. 21, 2016
 Won When Trailing at Halftime: vs. Sacred Heart - Oct. 31, 2015
 Defeated a Nationally Ranked Team: at #22 Liberty - Sept. 30, 2017

Recorded Three or More Sacks: **4, vs. Delaware State- Sept. 8, 2018**
 Held an Opponent Without a Sack: **vs. Delaware State- Sept. 8, 2018**
 Threw Two INTs: at Duquesne - Oct. 21, 2017
 Threw Three INTs: at Wagner - Nov. 19, 2016
 Played in Overtime: at Wagner - Oct. 11, 2014
 Won in Overtime: 14-7, Robert Morris - Nov. 16, 2002
 Lost in Overtime: 46-39 (2 OT), at Wagner - Oct. 11, 2014
 Won Back-to-Back Games: 2, Sept. 2-9, 2017
 Won Three Consecutive Games: 6, Oct. 1- Nov. 12, 2016
 3+ Consecutive Games of 200+ Rushing Yards: 3, Oct. 29-Nov. 12, 2011
 3+ Consecutive Games with an INT: 4, Nov. 19, 2016 - Sept. 9, 2017
 3+ Consecutive Games with 21+ Points: 6, Oct. 29, 2016 - Sept. 9, 2017
 3+ Consecutive Games Opp. Under 21 Points: 4, Sept. 2 - 30, 2017
 Back-to-Back NEC Wins: 2, Sept. 9 - Oct. 14, 2017

INDIVIDUAL

ALL PURPOSE YARDS:

400+ All-Purpose Yards: 457, Kyle Harbridge vs. Morehead St.-Sept. 17, 2011
 300+ All-Purpose Yards: 384, Kyle Harbridge vs. Fordham-Sept. 28, 2013
 200+ All-Purpose Yards: 202, Kamron Lewis at Bryant - Oct. 14, 2017
 Two Players with 150+ All-Purpose Yards: Jymere Jordan-Toney & Kamron Lewis - Oct. 1, 2016

RUSHING:

300+ Yards Rushing: 346, Kyle Harbridge vs. Morehead St. - Sept. 17, 2011
 250+ Yards Rushing: 291, Kyle Harbridge vs. Fordham - Sept. 28, 2013
 200+ Yards Rushing: 220, Marcus Bagley at Columbia - Sept. 16, 2016
 150+ Yards Rushing: 156, Jymere Jordan-Toney vs. Malone - Oct. 1, 2016
 100+ Yards Rushing: 105, Jymere Jordan-Toney vs. Wagner - Sept. 9, 2017
 Three or More Rushing TDs: 4, Jymere Jordan-Toney vs. Malone - Oct. 1, 2016
 A Rush of 70+ yards: 74, Avery Miliner at Sacred Heart - Oct. 29, 2016

PASSING:

300 Yards Passing: 316, Zack Drayer at Wagner - Nov. 19, 2016
 250 Yards Passing: **286, Bear Fenimore at Albany-Sept. 22, 2018**
 Threw 3+ TDs: **3, Bear Fenimore vs. WV Wesleyan - Sept. 29, 2018**
 Threw 4+ TDs: 4, Zack Drayer at Sacred Heart - Oct. 29, 2016
 Threw 2+ Interceptions: 2, Bear Fenimore at Duquesne - Oct. 21, 2017
 Threw 3+ Interceptions: 3, Zack Drayer at Wagner - Nov. 19, 2016
 Pass of 70+ Yards: 74 yards (TD), Zack Drayer to Kamron Lewis at Villanova - Nov. 26, 2016

RECEIVING:

6+ Catches: 15, Kamron Lewis/7, Jorge Solano at Bryant - Oct. 14, 2017
 8+ Catches: **8, Kamron Lewis vs. WV Wesleyan - Sept. 29, 2018**
 10+ Catches: **10, Kamron Lewis vs. Richmond, Sept. 13, 2018**
 Two Players with 5+ Catches: **Kamron Lewis and Cyrus Held (5,6)- at Albany-Sept. 22, 2018**
 100+ Yards Receiving: **138 Kam Lewis vs. WV Wesleyan - Sept. 29, 2018**
 Multiple Touchdown Receptions: **2, Kamron Lewis vs. Richmond, Sept. 13, 2018**
 Touchdown on First Career Reception: EJ Jenkins **vs. WV Wesleyan - Sept. 29, 2018**
 Three Players with 3+ Catches: Holder, Lewis, Denly, Johnson **at Albany-Sept. 22, 2018**

DEFENSE:

Interception Return for TD: Louie Gartner, 93 yards vs. Robert Morris - Oct. 28, 2017
 Fumble Return for TD: **Ben Bruni, 0 yards at Lehigh- Sept. 1, 2018**

Two or More Sacks: **2, DaJon Lee vs. Richmond, Sept. 13, 2018**
 Three or More TFL: **3.0, DaJon Lee at Lehigh - Sept. 1, 2018**
 Two or More Interceptions: 2, Jalen Wells at Bryant - Oct. 14, 2017
 Two players with 2+ Interceptions: Duncan, Jerome at Robert Morris - Oct. 8, 2016

15+ Tackle Game: 18, Austin Miele at Bryant - Nov. 12, 2011
 20+ Tackle Game: 24, Matthew Parker vs. Wagner - Oct. 16, 2010
 30+ Tackle Game: 33, Bob McHale vs. Geneva - Oct. 23, 1982
 Freshman Leading Tackler: Lorenzo Jerome (8) vs. Monmouth - Oct. 12, 2013

SPECIAL TEAMS:

Five or More Field Goals: 5, Lance Geesey at Central Connecticut State- Nov. 7, 2015
 Four or More Field Goals: 5, Lance Geesey at Central Connecticut State- Nov. 7, 2015
 Three or More Field Goals: 3, Eric Bofenkamp at Bryant - Oct. 14, 2017
 10+ Consecutive Made Field Goals: 12, Lance Geesey - Oct. 17-Nov. 7, 2015
 Field Goal Make of 45+ yards: **46, Eric Bofenkamp, vs. WV Wesleyan - Sept. 29, 2018**
 A Punt of 60+ yards: **62, Andrew Zecca at Lehigh - Sept. 1, 2018**

Kickoff Return for TD: Lorenzo Jerome at Montana, 79 yards - Sept. 3, 2016
 Punt Return for TD: **Nick Rinella vs. WV Wesleyan - Sept. 29, 2018**
 Returned a Blocked Punt for TD: Brent Sanders at Sacred Heart - Oct. 27, 2007
 Blocked a Punt: **Melvin Benjamin vs. Richmond, Sept. 13, 2018**
 Blocked a field goal: Delondo Boyd at Central Connecticut State - Nov. 4, 2017

GAME HIGHS - 2018 SEASON AND (CAREER)

| OFFENSE | Passing | | | | | Rushing | | | Receiving | | |
|------------------------|---------|--------|----------|-------|-------|---------|---------|-------|-----------|----------|-------|
| | Comp | Att | Yds | TD | Int | Att | Yds | TD | Rec | Yds | TD |
| 5 Bear Fenimore | 19(25) | 34(37) | 286(293) | 3(3) | 1(1) | 2(9) | 2(6) | 2(2) | --(0) | --(0) | --(0) |
| 12 Tyler Magaha | --(0) | --(0) | --(0) | --(0) | --(0) | --(1) | --(9) | --(0) | --(0) | --(0) | --(0) |
| 23 Jymere Jordan-Toney | --(0) | --(0) | --(0) | --(0) | --(0) | 25(26) | 83(156) | 1(4) | 0(3) | 0(25) | 0(1) |
| 29 Chris Cropper | --(0) | --(0) | --(0) | --(0) | --(0) | 12(9) | 94(91) | 1(1) | --(0) | --(0) | --(0) |
| 25 Nick Rinella | --(0) | --(0) | --(0) | --(0) | --(0) | 3(3) | 61(61) | 1(1) | --(0) | --(0) | --(0) |
| 6 Joel Denley | --(0) | --(0) | --(0) | --(0) | --(0) | 6(12) | -6(60) | --(0) | 4(4) | 45(45) | 1(1) |
| 11 Kamron Lewis | --(0) | --(1) | --(0) | --(0) | --(0) | --(0) | --(0) | --(0) | 10(15) | 138(202) | 2(3) |
| 13 Cyrus Holder | --(0) | --(0) | --(0) | --(0) | --(0) | --(0) | --(0) | --(0) | 6(6) | 132(132) | 1(2) |
| 16 Ra'Shaun Henry | --(0) | --(0) | --(0) | --(0) | --(0) | --(0) | --(0) | --(0) | 1(3) | 10(81) | --(0) |
| 89 Terell Johnson | --(0) | --(0) | --(0) | --(0) | --(0) | --(0) | --(0) | --(0) | 3(3) | 38(44) | 1(1) |
| 4 Jordan Millberry | --(0) | --(0) | --(0) | --(0) | --(0) | --(0) | --(0) | --(0) | --(2) | --(31) | --(1) |
| 9 Zach Campbell | --(0) | --(0) | --(0) | --(0) | --(0) | --(0) | --(0) | --(0) | 2(2) | 61(61) | 1(1) |
| 15 EJ Jenkins | --(0) | --(0) | --(0) | --(0) | --(0) | --(0) | --(0) | --(0) | 2(2) | 32(32) | 1(1) |

GAME HIGHS - 2018 SEASON AND (CAREER)

DEFENSE

| Regulars | Tackles | TFL | Sacks | QBH | FF | FR | Int | Breakups |
|----------------------|---------|----------|----------|------|-------|------|------|----------|
| 48 Sean Orsini | 7.5(13) | 3(3) | 2.5(2.5) | 0(1) | --(0) | 1(1) | 0(1) | 0(2) |
| 19 Da'Jon Lee | 8(12) | 4(4) | 2(3) | 1(2) | 2(2) | 1(1) | 0(1) | 2(2) |
| 5 Hakeem Kinard | 5(11) | 1(1.5) | 0(1) | 1(1) | 0(1) | 0(1) | 1(1) | 1(2) |
| 6 Ben Bruni | 11(11) | 2(2) | 2(2) | 1(1) | --(0) | 1(1) | 1(1) | 0(2) |
| 42 Gibbs Tinne | 10(10) | 3.5(3.5) | 1(1) | 1(1) | 0(0) | 0(1) | 0(0) | 0(0) |
| 25 Nick Rinella | 6(8) | 0(1) | 0(0) | 0(0) | 1(1) | 0(1) | 0(1) | 0(1) |
| 10 Calvin Beaty | 0(6) | 0(1) | 0(1) | 0(1) | 0(1) | 0(0) | 0(0) | 0(1) |
| 7 Jarren Williams | 8(8) | 0(0) | 0(0) | 0(0) | 0(0) | 1(1) | 0(0) | 1(1) |
| 96 Louie Gartner | 3(5) | 2(3.5) | 0(2) | 0(0) | 0(1) | 0(1) | 0(1) | 0(1) |
| 12 Martin Foray, Jr. | 1.5(3) | 0(0) | 0(0) | 0(0) | 0(0) | 0(0) | 0(0) | --(0) |
| 8 Jermaine Ponder | 4(4) | 0(0) | 0(0) | 0(0) | 0(0) | 0(0) | 0(1) | 1(1) |
| 14 Jake Heiple | 8(8) | 0(0) | 0(0) | 0(0) | 0(0) | 0(0) | 1(1) | 0(0) |

2018 OPPONENT SCHEDULES

1. Lehigh (1-4, 0-0)

SEPTEMBER

| | | |
|----|------------------|-----------|
| 1 | vs Saint Francis | W, 21-19 |
| 8 | vs Villanova | L, 31-9 |
| 15 | at Navy | L, 51-21. |
| 22 | at Penn | L, 30-10 |

OCTOBER

| | | |
|----|----------------|------------|
| 6 | at Princeton | L, 66-7 |
| 13 | vs Fordham* | 12:30 p.m. |
| 20 | at Georgetown* | 2:00 p.m. |
| 27 | at Holy Cross* | 1:00 p.m. |

NOVEMBER

| | | |
|----|---------------|------------|
| 3 | vs Bucknell | 12:30 p.m. |
| 10 | vs Colgate | 12:30 p.m. |
| 17 | at Lafayette* | 12:30 p.m. |

* Patriot League Game

2. Delaware State (0-5, 0-2)

SEPTEMBER

| | | |
|----|---------------------|-----------|
| 1 | at Buffalo | L, 48-10. |
| 9 | vs Saint Francis | L, 45-14 |
| 15 | at Western Michigan | L, 68-0 |
| 29 | at Norfolk State* | L, 54-28 |

OCTOBER

| | | |
|----|----------------------------|-----------|
| 6 | vs North Carolina A&T* | L, 34-6 |
| 13 | at Howard* | 1:00 p.m. |
| 20 | at South Carolina State* | 1:30 p.m. |
| 27 | vs North Carolina Central* | 2:00 p.m. |

NOVEMBER

| | | |
|----|-----------------------|-----------|
| 3 | vs Savannah State | 2:00 p.m. |
| 10 | at Morgan State | 1:00 p.m. |
| 17 | vs Virginia-Lynchburg | 2:00 p.m. |

* MEAC Game

3. Richmond (2-4, 0-3)

SEPTEMBER

| | | |
|----|-------------------|-----------|
| 1 | at Virginia | L, 42-13 |
| 8 | vs Fordham | W, 52-7 |
| 13 | at Saint Francis | W, 35-27. |
| 22 | at Stony Brook* | L, 36-10 |
| 29 | vs James Madison* | L, 63-10 |

OCTOBER

| | | |
|----|--------------|-----------|
| 6 | vs Delaware* | L, 43-28 |
| 13 | at Albany* | 7:00 p.m. |
| 20 | at Elon* | 1:30 p.m. |

NOVEMBER

| | | |
|----|----------------------|-----------|
| 3 | vs Villanova* | 3:00 p.m. |
| 10 | vs Maine* | 3:00 p.m. |
| 17 | at William and Mary* | 2:00 p.m. |

* CAA Game

4. Albany (2-3, 0-2)

SEPTEMBER

| | | |
|----|------------------|-----------|
| 1 | at Pittsburgh | L, 33-7 |
| 8 | at Rhode Island* | L, 45-26 |
| 15 | vs Morgan State | W, 30-28 |
| 22 | vs Saint Francis | W, 35-28. |

OCTOBER

| | | |
|----|----------------------|-----------|
| 6 | at William and Mary* | L, 25-22 |
| 13 | vs Richmond* | 7:00 p.m. |
| 20 | vs Towson* | 3:30 p.m. |
| 27 | at Maine* | 1:00 p.m. |

NOVEMBER

| | | |
|----|------------------|-----------|
| 3 | vs Delaware* | 3:30 p.m. |
| 10 | at New Hampshire | 1:00 p.m. |
| 17 | vs Stony Brook* | 3:30 p.m. |

* CAA Game

5. W.Va. Wesleyan (1-5, 1-4)

SEPTEMBER

| | | |
|----|--------------------|-----------|
| 1 | vs Concord* | L, 34-31 |
| 6 | at West Liberty* | L, 37-34 |
| 15 | vs Fairmont State* | L, 44-41. |
| 20 | at Urbana* | L, 41-10 |
| 29 | at Saint Francis | L, 59-3 |

OCTOBER

| | | |
|----|------------------------------|-----------|
| 6 | vs University of Charleston* | W, 27-26 |
| 13 | at UVA Wise* | 2:00 p.m. |
| 20 | vs Notre Dame (OH)* | NOON |
| 27 | at Shepherd* | Noon |

NOVEMBER

| | | |
|----|------------------------|-----------|
| 3 | vs Glenville State* | NOON |
| 10 | at West Virginia State | 1:00 p.m. |

* Mountain East Game

6. Wagner (1-5, 0-1)

AUGUST

| | | |
|----|----------------|----------|
| 30 | vs Bowie State | W, 40-23 |
|----|----------------|----------|

SEPTEMBER

| | | |
|----|-------------------|-----------|
| 8 | at Syracuse | L, 62-10. |
| 15 | at Montana State* | L, 47-24 |
| 22 | vs Sacred Heart* | L, 41-14 |
| 29 | at Monmouth | L, 54-47 |

OCTOBER

| | | |
|----|-------------------------|---------|
| 6 | at Cambell | L, 49-3 |
| 13 | vs Saint Francis* | NOON |
| 27 | at Central Connecticut* | NOON |

NOVEMBER

| | | |
|----|-------------------|-----------|
| 3 | vs Duquesne* | NOON |
| 10 | at Bryant* | 1:00 p.m. |
| 17 | at Robert Morris* | NOON |

* Northeast Conference Game

7. Duquesne (3-3, 0-1)

AUGUST

| | | |
|----|----------|----------|
| 25 | at Umass | L, 63-15 |
|----|----------|----------|

SEPTEMBER

| | | |
|----|---------------|----------|
| 1 | vs Lock Haven | W, 45-0 |
| 8 | vs Valparaiso | W, 23-21 |
| 15 | vs Dayton | W, 31-26 |
| 22 | at Hawai'i | L, 42-21 |

OCTOBER

| | | |
|----|-------------------|-----------|
| 6 | vs Bryant* | L, 21-20 |
| 13 | vs Robert Morris* | 7:00 p.m. |
| 20 | at Saint Francis* | NOON |

NOVEMBER

| | | |
|----|-------------------------------|------|
| 3 | at Wagner* | NOON |
| 10 | vs Sacred Heart* | NOON |
| 17 | at Central Connecticut State* | NOON |

* Northeast Conference Game

8. Robert Morris (1-4, 0-2)

SEPTEMBER

| | | |
|----|-------------------|-----------|
| 1 | at Dayton | L, 49-28 |
| 8 | vs Virginia State | W, 22-19 |
| 15 | at James Madison | L, 73-7 |
| 22 | at Bryant* | L, 49-46. |

OCTOBER

| | | |
|----|-------------------------|-----------|
| 6 | vs Central Connecticut* | L, 56-35 |
| 13 | at Duquesne* | 7:00 p.m. |
| 20 | vs Central State | NOON |
| 27 | vs Saint Francis* | NOON |

NOVEMBER

| | | |
|----|---------------------|-----------|
| 3 | at Sacred Heart* | NOON |
| 10 | at Eastern Kentucky | 1:00 p.m. |
| 17 | vs Wagner* | NOON |

* Northeast Conference Game

9. Bryant (4-1, 2-0)

SEPTEMBER

| | | |
|----|-------------------|----------|
| 1 | vs New Haven | W, 41-31 |
| 8 | at Stony Brook | L, 50-21 |
| 15 | vs Marist | W, 37-27 |
| 22 | vs Robert Morris* | W, 49-46 |

OCTOBER

| | | |
|----|-------------------------|-----------|
| 6 | at Duquesne* | W, 21-20 |
| 13 | vs Central Connecticut* | 1:00 p.m. |
| 20 | at Fordham | 1:00 p.m. |
| 27 | at Sacred Heart* | 1:00 p.m. |

NOVEMBER

| | | |
|----|-------------------|-----------|
| 3 | at Saint Francis* | NOON |
| 10 | vs. Wagner* | 1:00 p.m. |
| 17 | at Howard* | 1:00 p.m. |

* Northeast Conference Game

10. Central Connecticut (3-3, 1-0)

AUGUST

| | | |
|----|---------------|---------|
| 30 | at Ball State | L, 42-6 |
|----|---------------|---------|

SEPTEMBER

| | | |
|----|-----------------|----------|
| 7 | vs Lincoln (Pa) | W, 55-0 |
| 15 | vs Columbia | L, 41-25 |
| 22 | at Fordham | W, 24-13 |
| 29 | at Lafayette | L, 31-24 |

OCTOBER

| | | |
|----|-------------------|-----------|
| 6 | at Robert Morris* | W, 56-35 |
| 13 | at Bryant* | 1:00 p.m. |
| 20 | vs Sacred Heart* | 1:00 p.m. |
| 27 | vs Wagner* | NOON |

NOVEMBER

| | | |
|----|-------------------|------|
| 10 | vs Saint Francis* | NOON |
| 17 | vs Duquesne* | NOON |

* Northeast Conference Game

11. Sacred Heart (3-2, 1-0)

SEPTEMBER

| | | |
|----|--------------|-----------|
| 1 | vs Lafayette | W, 35-6 |
| 8 | at Bucknell | W, 30-14. |
| 22 | at Wagner* | W, 41-14. |
| 29 | at Cornell | L, 43-24 |

OCTOBER

| | | |
|----|-------------------------|-----------|
| 6 | vs Pennsylvania | L, 32-27 |
| 13 | at Dartmouth | 6:00 p.m. |
| 20 | at Central Connecticut* | 1:00 p.m. |
| 27 | vs Bryant* | 1:00 p.m. |

NOVEMBER

| | | |
|----|-------------------|------|
| 3 | vs Robert Morris | NOON |
| 10 | at Duquesne* | NOON |
| 17 | vs Saint Francis* | NOON |

* Northeast Conference Game

NEC Standings

| Team | Overall | NEC |
|---------------------|---------|-----|
| Bryant | 4-1 | 2-0 |
| Sacred Heart | 3-2 | 1-0 |
| Central Connecticut | 3-3 | 1-0 |
| Saint Francis U | 2-3 | 0-0 |
| Duquesne | 3-3 | 0-1 |
| Wagner | 1-5 | 0-1 |
| Robert Morris | 1-4 | 0-2 |

*All rankings according to STATS FCS Media Poll

Saint Francis Overall Team Statistics (as of Oct 05, 2018) All games

| Team Statistics | SFU | OPP |
|-------------------------|--------------|-------------|
| SCORING | 178 | 108 |
| Points Per Game | 35.6 | 21.6 |
| Points Off Turnovers | 20 | 13 |
| FIRST DOWNS | 91 | 83 |
| Rushing | 29 | 35 |
| Passing | 50 | 39 |
| Penalty | 12 | 9 |
| RUSHING YARDAGE | 491 | 534 |
| Yards gained rushing | 615 | 715 |
| Yards lost rushing | 124 | 181 |
| Rushing Attempts | 159 | 178 |
| Average Per Rush | 3.1 | 3.0 |
| Average Per Game | 98.2 | 106.8 |
| TDs Rushing | 9 | 5 |
| PASSING YARDAGE | 1179 | 918 |
| Comp-Att-Int | 92-151-2 | 84-133-4 |
| Average Per Pass | 7.8 | 6.9 |
| Average Per Catch | 12.8 | 10.9 |
| Average Per Game | 235.8 | 183.6 |
| TDs Passing | 11 | 5 |
| TOTAL OFFENSE | 1670 | 1452 |
| Total Plays | 310 | 311 |
| Average Per Play | 5.4 | 4.7 |
| Average Per Game | 334.0 | 290.4 |
| KICK RETURNS: #-Yards | 14-333 | 25-583 |
| PUNT RETURNS: #-Yards | 11-232 | 5-13 |
| INT RETURNS: #-Yards | 4-28 | 2-11 |
| KICK RETURN AVERAGE | 23.8 | 23.3 |
| PUNT RETURN AVERAGE | 21.1 | 2.6 |
| INT RETURN AVERAGE | 7.0 | 5.5 |
| FUMBLES-LOST | 4-2 | 3-2 |
| PENALTIES-Yards | 26-265 | 31-237 |
| Average Per Game | 53.0 | 47.4 |
| PUNTS-Yards | 21-910 | 28-956 |
| Average Per Punt | 43.3 | 34.1 |
| Net punt average | 39.9 | 25.1 |
| KICKOFFS-Yards | 34-1866 | 21-1132 |
| Average Per Kick | 54.9 | 53.9 |
| Net kick average | 37.0 | 35.7 |
| TIME OF POSSESSION/Game | 31:03 | 28:35 |
| 3RD-DOWN Conversions | 28/69 | 21/67 |
| 3rd-Down Pct | 41% | 31% |
| 4TH-DOWN Conversions | 3/6 | 2/8 |
| 4th-Down Pct | 50% | 25% |
| SACKS BY-Yards | 15-111 | 5-28 |
| MISC YARDS | 0 | 8 |
| TOUCHDOWNS SCORED | 23 | 13 |
| FIELD GOALS-ATTEMPTS | 6-8 | 5-5 |
| ON-SIDE KICKS | 0-0 | 0-0 |
| RED-ZONE SCORES | (19-20) 95% | (10-12) 83% |
| RED-ZONE TOUCHDOWNS | (15-20) 75% | (5-12) 42% |
| PAT-ATTEMPTS | (22-22) 100% | (9-9) 100% |
| ATTENDANCE | 3871 | 8056 |
| Games/Avg Per Game | 3/1290 | 2/4028 |
| Neutral Site Games | | 0/0 |

| Score by Quarters | 1st | 2nd | 3rd | 4th | OT | Total |
|-------------------|-----|-----|-----|-----|----|-------|
| Saint Francis | 63 | 37 | 51 | 27 | 0 | 178 |
| Opponents | 16 | 41 | 18 | 33 | 0 | 108 |

2018 INDIVIDUAL STATS

Saint Francis Overall Individual Statistics (as of Oct 05, 2018) All games

| Rushing | gp | att | gain | loss | net | avg | td | lg | avg/g |
|-----------------|----|-----|------|------|-----|-------|----|----|-------|
| JORDAN-TONEY,J | 5 | 87 | 315 | 32 | 283 | 3.3 | 2 | 15 | 56.6 |
| CROPPER,CHRIS | 4 | 23 | 194 | 8 | 186 | 8.1 | 2 | 65 | 46.5 |
| DENLEY, JOEL | 4 | 21 | 65 | 16 | 49 | 2.3 | 0 | 17 | 12.2 |
| GRAHAM,KEI-SHON | 2 | 8 | 29 | 0 | 29 | 3.6 | 1 | 10 | 14.5 |
| CAMPBELL, ZACH | 5 | 1 | 3 | 0 | 3 | 3.0 | 0 | 3 | 0.6 |
| KINARD, HAKEEM | 5 | 1 | 1 | 0 | 1 | 1.0 | 0 | 1 | 0.2 |
| MAGAHA, TYLER | 5 | 1 | 1 | 0 | 1 | 1.0 | 1 | 1 | 0.2 |
| BROWN, JASON | 2 | 2 | 2 | 1 | 1 | 0.5 | 0 | 2 | 0.5 |
| LEWIS, KAM | 5 | 1 | 0 | 3 | -3 | -3.0 | 0 | 0 | -0.6 |
| TEAM | 3 | 2 | 0 | 22 | -22 | -11.0 | 0 | 0 | -7.3 |
| FENIMORE, BEAR | 5 | 12 | 5 | 42 | -37 | -3.1 | 3 | 2 | -7.4 |
| Total | 5 | 159 | 615 | 124 | 491 | 3.1 | 9 | 65 | 98.2 |
| Opponents | 5 | 178 | 715 | 181 | 534 | 3.0 | 5 | 74 | 106.8 |

| Passing | gp | effic | comp-att-int | pct | yds | td | lg | avg/g |
|----------------|----|--------|--------------|-------|------|----|----|-------|
| FENIMORE, BEAR | 5 | 149.65 | 90-147-2 | 61.2 | 1163 | 11 | 57 | 232.6 |
| BROWN, JASON | 2 | 0.00 | 0-1-0 | 0.0 | 0 | 0 | 0 | 0.0 |
| MAGAHA, TYLER | 5 | 167.20 | 1-1-0 | 100.0 | 8 | 0 | 8 | 1.6 |
| DENLEY, JOEL | 4 | 0.00 | 0-1-0 | 0.0 | 0 | 0 | 0 | 0.0 |
| LEWIS, KAM | 5 | 167.20 | 1-1-0 | 100.0 | 8 | 0 | 8 | 1.6 |
| Total | 5 | 147.90 | 92-151-2 | 60.9 | 1179 | 11 | 57 | 235.8 |
| Opponents | 5 | 127.53 | 84-133-4 | 63.2 | 918 | 5 | 65 | 183.6 |

| Receiving | gp | no. | yds | avg | td | lg | avg/g |
|------------------|----|-----|------|------|----|----|-------|
| LEWIS, KAM | 5 | 34 | 458 | 13.5 | 3 | 42 | 91.6 |
| HOLDER, CYRUS | 4 | 21 | 367 | 17.5 | 1 | 57 | 91.8 |
| DENLEY, JOEL | 4 | 12 | 88 | 7.3 | 2 | 26 | 22.0 |
| CAMPBELL, ZACH | 5 | 8 | 102 | 12.8 | 2 | 49 | 20.4 |
| JOHNSON, Terrell | 5 | 8 | 89 | 11.1 | 2 | 26 | 17.8 |
| JENKINS, EJ | 4 | 2 | 33 | 16.5 | 1 | 30 | 8.2 |
| HENRY, RA'SHAUN | 4 | 2 | 18 | 9.0 | 0 | 10 | 4.5 |
| JORDAN-TONEY, J | 5 | 2 | -2 | -1.0 | 0 | 6 | -0.4 |
| DAVIS, Tim | 2 | 1 | 9 | 9.0 | 0 | 9 | 4.5 |
| FENIMORE, BEAR | 5 | 1 | 9 | 9.0 | 0 | 9 | 1.8 |
| LISENBEE, B | 4 | 1 | 8 | 8.0 | 0 | 8 | 2.0 |
| Total | 5 | 92 | 1179 | 12.8 | 11 | 57 | 235.8 |
| Opponents | 5 | 84 | 918 | 10.9 | 5 | 65 | 183.6 |

| Punt Returns | no. | yds | avg | td | lg |
|---------------------|-----|-----|------|----|----|
| RINELLA, NICK | 10 | 216 | 21.6 | 2 | 79 |
| BENJAMIN, MELVIN | 1 | 16 | 16.0 | 0 | 0 |
| Total | 11 | 232 | 21.1 | 2 | 79 |
| Opponents | 5 | 13 | 2.6 | 0 | 4 |

| Interceptions | no. | yds | avg | td | lg |
|----------------------|-----|-----|------|----|----|
| FORAY, MARTIN | 1 | 0 | 0.0 | 0 | 0 |
| HEIPLE, JAKE | 1 | 3 | 3.0 | 0 | 3 |
| BRUNI, BEN | 1 | 25 | 25.0 | 0 | 25 |
| KINARD, HAKEEM | 1 | 0 | 0.0 | 0 | 0 |
| Total | 4 | 28 | 7.0 | 0 | 25 |
| Opponents | 2 | 11 | 5.5 | 0 | 11 |

| Kick Returns | no. | yds | avg | td | lg |
|---------------------|-----|-----|------|----|----|
| RINELLA, NICK | 10 | 235 | 23.5 | 0 | 33 |
| CAMPBELL, ZACH | 2 | 60 | 30.0 | 0 | 42 |
| HOLDER, CYRUS | 1 | 13 | 13.0 | 0 | 13 |
| CROPPER, CHRIS | 1 | 25 | 25.0 | 0 | 25 |
| Total | 14 | 333 | 23.8 | 0 | 42 |
| Opponents | 25 | 583 | 23.3 | 1 | 94 |

| Fumble Returns | no. | yds | avg | td | lg |
|-----------------------|-----|-----|------|----|----|
| BRUNI, BEN | 0 | 0 | 0.0 | 1 | 0 |
| Total | 0 | 0 | 0.0 | 1 | 0 |
| Opponents | 2 | 43 | 21.5 | 2 | 29 |

2018 DEFENSIVE STATS

Saint Francis Overall Defensive Statistics (as of Oct 05, 2018) All games

| # | Defensive Leaders | gp | Tackles | | | | Sacks | | Pass defense | | | Fumbles | | blkd | |
|----|-------------------|----|---------|----|------|---------|--------|---------|--------------|-----|---------|---------|------|------|--|
| | | | ua | a | tot | tfl/yds | no-yds | int-yds | brup | qbh | rcv-yds | ff | kick | saf | |
| 6 | BRUNI, BEN | 5 | 23 | 13 | 29.5 | 4.0-25 | 2.0-10 | 1-25 | . | 1 | 1-0 | . | . | . | |
| 4 | TINNE, GIBBS | 5 | 21 | 12 | 27.0 | 4.5-14 | 1.0-7 | . | . | 1 | . | . | . | . | |
| 19 | LEE, DA'JON | 5 | 17 | 14 | 24.0 | 11.0-57 | 5.0-41 | . | 2 | 1 | . | 2 | . | . | |
| 14 | HEIPLE, JAKE | 5 | 18 | 8 | 22.0 | 1.0-2 | . | 1-3 | 1 | . | . | . | . | . | |
| 5D | KINARD, HAKEEM | 5 | 14 | 10 | 19.0 | 1.5-1 | . | 1-0 | 2 | 1 | . | . | . | . | |
| 7 | WILLIAMS,JARREN | 5 | 16 | 4 | 18.0 | 1.5-4 | . | . | 3 | . | 1-0 | . | . | . | |
| 25 | RINELLA, NICK | 5 | 12 | 6 | 15.0 | 1.0-3 | 1.0-3 | . | . | . | . | 1 | . | . | |
| 48 | ORSINI,Sean | 4 | 10 | 9 | 14.5 | 4.5-34 | 3.5-32 | . | . | . | . | . | . | . | |
| 9 | GARTNER, LOUIE | 5 | 11 | 6 | 14.0 | 6.5-13 | 1.0-4 | . | . | . | . | . | . | . | |
| 75 | BARBER,Anthony | 5 | 8 | 4 | 10.0 | 2.0-6 | 0.5-3 | . | . | . | . | . | . | . | |
| 8 | PONDER,JERMAINE | 5 | 9 | 1 | 9.5 | . | . | . | 5 | . | . | . | . | . | |
| 3 | FORAY,MARTIN | 5 | 6 | 7 | 9.5 | . | . | 1-0 | . | . | . | . | . | . | |
| 30 | MAREKO, OMAR | 5 | 6 | 3 | 7.5 | . | . | . | . | . | . | . | . | . | |
| 17 | JACKSON, DORIAN | 5 | 5 | 4 | 7.0 | . | . | . | 1 | . | . | . | . | . | |
| 53 | BROWN, Jalen | 4 | 4 | 4 | 6.0 | 1.0-1 | . | . | . | . | . | . | . | . | |
| 49 | HUNT, Trysten | 5 | 4 | 4 | 6.0 | 2.0-12 | 1.0-11 | . | . | 1 | . | . | . | . | |
| 22 | BENJAMIN,MELVIN | 5 | 3 | 4 | 5.0 | . | . | . | . | . | . | . | 1 | . | |
| 91 | CUMMINGS,Sam | 5 | 3 | 3 | 4.5 | 1.0-1 | . | . | . | . | . | . | . | . | |
| 24 | MASSIE,C | 5 | 3 | 2 | 4.0 | . | . | . | . | . | . | . | . | . | |
| 44 | LEE, Brian | 5 | 3 | 1 | 3.5 | 1.0-1 | . | . | . | . | . | . | . | . | |
| 20 | WILEY, DERRICK | 4 | 3 | . | 3.0 | . | . | . | . | . | . | . | . | . | |
| 42 | THOMPSON,Trevor | 5 | 2 | . | 2.0 | . | . | . | . | . | . | . | . | . | |
| 95 | WATKINS,James | 5 | 1 | 2 | 2.0 | 0.5-0 | . | . | . | . | . | . | . | . | |
| 15 | JENKINS, EJ | 4 | . | 4 | 2.0 | . | . | . | . | . | . | . | . | . | |
| 29 | CROPPER,CHRIS | 4 | 1 | 1 | 1.5 | . | . | . | . | . | . | . | . | . | |
| 87 | NDEH,Barry | 1 | 1 | . | 1.0 | . | . | . | . | . | . | . | . | . | |
| 36 | CURRY, Jake | 3 | 1 | . | 1.0 | . | . | . | . | . | . | . | . | . | |
| 89 | JOHNSON,Terrell | 5 | 1 | . | 1.0 | . | . | . | . | . | . | . | . | . | |
| 93 | SCHMIDT,Tanner | 5 | . | 2 | 1.0 | . | . | . | . | . | . | . | . | . | |
| 12 | SMITH, Terell | 1 | 1 | . | 1.0 | . | . | . | . | . | . | . | . | . | |
| TM | TEAM | 3 | 1 | . | 1.0 | . | . | . | . | . | . | . | . | . | |
| 13 | HOLDER, CYRUS | 4 | 1 | . | 1.0 | . | . | . | . | . | . | . | . | . | |
| 32 | HUBBARD,MAURICE | 3 | . | 1 | 0.5 | . | . | . | . | . | . | . | . | . | |
| 59 | BURGER,Todd | 5 | . | 1 | 0.5 | . | . | . | . | . | . | . | . | . | |
| 39 | BOFENKAMP,Eric | 5 | . | 1 | 0.5 | . | . | . | . | . | . | . | . | . | |
| 41 | WHITE, Ian | 1 | . | 1 | 0.5 | . | . | . | . | . | . | . | . | . | |
| 5S | SUGANO,Yo | 1 | . | 1 | 0.5 | . | . | . | . | . | . | . | . | . | |

2018 COMBINED STATS

Saint Francis Combined Team Statistics (as of Oct 05, 2018) All games

| Date | Opponent | Score | Att. | Record: | Overall | Home | Away | Neutral |
|--------------|------------|---------|------|----------------|---------|------|------|---------|
| Sep 01, 2018 | at Lehigh | L 19-21 | 4216 | All games | 2-3 | 2-1 | 0-2 | 0-0 |
| Sep 08, 2018 | DSU | W 45-14 | 1074 | Conference | 0-0 | 0-0 | 0-0 | 0-0 |
| Sep 13, 2018 | UR | L 27-35 | 1234 | Non-Conference | 2-3 | 2-1 | 0-2 | 0-0 |
| Sep 22, 2018 | at UALBANY | L 28-35 | 3840 | | | | | |
| Sep 29, 2018 | WVWC | W 59-3 | 1563 | | | | | |

| Rushing | gp | att | gain | loss | net | avg | td | lg | avg/g |
|------------------|----|-----|------|------|-----|-----|----|----|-------|
| JORDAN-TONEY, J | 5 | 87 | 315 | 32 | 283 | 3.3 | 2 | 15 | 56.6 |
| CROPPER, CHRIS | 4 | 23 | 194 | 8 | 186 | 8.1 | 2 | 65 | 46.5 |
| DENLEY, JOEL | 4 | 21 | 65 | 16 | 49 | 2.3 | 0 | 17 | 12.2 |
| GRAHAM, KEI-SHON | 2 | 8 | 29 | 0 | 29 | 3.6 | 1 | 10 | 14.5 |
| CAMPBELL, ZACH | 5 | 1 | 3 | 0 | 3 | 3.0 | 0 | 3 | 0.6 |
| KINARD, HAKEEM | 5 | 1 | 1 | 0 | 1 | 1.0 | 0 | 1 | 0.2 |
| MAGAHA, TYLER | 5 | 1 | 1 | 0 | 1 | 1.0 | 1 | 1 | 0.2 |
| BROWN, JASON | 2 | 2 | 2 | 1 | 1 | 0.5 | 0 | 2 | 0.5 |
| Total | 5 | 159 | 615 | 124 | 491 | 3.1 | 9 | 65 | 98.2 |
| Opponents | 5 | 178 | 715 | 181 | 534 | 3.0 | 5 | 74 | 106.8 |

| Passing | gp | effic | comp-att-int | pct | yds | td | lg | avg/g |
|----------------|----|--------|--------------|-------|------|----|----|-------|
| FENIMORE, BEAR | 5 | 149.65 | 90-147-2 | 61.2 | 1163 | 11 | 57 | 232.6 |
| BROWN, JASON | 2 | 0.00 | 0-1-0 | 0.0 | 0 | 0 | 0 | 0.0 |
| MAGAHA, TYLER | 5 | 167.20 | 1-1-0 | 100.0 | 8 | 0 | 8 | 1.6 |
| DENLEY, JOEL | 4 | 0.00 | 0-1-0 | 0.0 | 0 | 0 | 0 | 0.0 |
| LEWIS, KAM | 5 | 167.20 | 1-1-0 | 100.0 | 8 | 0 | 8 | 1.6 |
| Total | 5 | 147.90 | 92-151-2 | 60.9 | 1179 | 11 | 57 | 235.8 |
| Opponents | 5 | 127.53 | 84-133-4 | 63.2 | 918 | 5 | 65 | 183.6 |

| Receiving | gp | no. | yds | avg | td | lg | avg/g |
|------------------|----|-----|------|------|----|----|-------|
| LEWIS, KAM | 5 | 34 | 458 | 13.5 | 3 | 42 | 91.6 |
| HOLDER, CYRUS | 4 | 21 | 367 | 17.5 | 1 | 57 | 91.8 |
| DENLEY, JOEL | 4 | 12 | 88 | 7.3 | 2 | 26 | 22.0 |
| CAMPBELL, ZACH | 5 | 8 | 102 | 12.8 | 2 | 49 | 20.4 |
| JOHNSON, Terrell | 5 | 8 | 89 | 11.1 | 2 | 26 | 17.8 |
| JENKINS, EJ | 4 | 2 | 33 | 16.5 | 1 | 30 | 8.2 |
| HENRY, RA'SHAUN | 4 | 2 | 18 | 9.0 | 0 | 10 | 4.5 |
| JORDAN-TONEY, J | 5 | 2 | -2 | -1.0 | 0 | 6 | -0.4 |
| DAVIS, Tim | 2 | 1 | 9 | 9.0 | 0 | 9 | 4.5 |
| FENIMORE, BEAR | 5 | 1 | 9 | 9.0 | 0 | 9 | 1.8 |
| LISENBEE, B | 4 | 1 | 8 | 8.0 | 0 | 8 | 2.0 |
| Total | 5 | 92 | 1179 | 12.8 | 11 | 57 | 235.8 |
| Opponents | 5 | 84 | 918 | 10.9 | 5 | 65 | 183.6 |

| Field Goals | fg | pct. | 01-19 | 20-29 | 30-39 | 40-49 | 50-99 | lg | blk |
|-----------------|-----|------|-------|-------|-------|-------|-------|----|-----|
| BOFENKAMP, Eric | 6-8 | 75.0 | 0-0 | 2-2 | 2-3 | 2-3 | 0-0 | 46 | 1 |

| Scoring | td | fg | PAT | | | | dpx | saf | pts |
|------------------|----|-----|-------|------|-----|------|-----|-----|-----|
| | | | kick | rush | rcv | pass | | | |
| BOFENKAMP, Eric | - | 6-8 | 22-22 | - | - | - | - | - | 40 |
| FENIMORE, BEAR | 3 | - | - | - | - | 0-1 | - | - | 18 |
| LEWIS, KAM | 3 | - | - | - | - | - | - | - | 18 |
| RINELLA, NICK | 2 | - | - | - | - | - | - | - | 12 |
| DENLEY, JOEL | 2 | - | - | - | - | - | - | - | 12 |
| JOHNSON, Terrell | 2 | - | - | - | - | - | - | - | 12 |
| CROPPER, CHRIS | 2 | - | - | - | - | - | - | - | 12 |
| JORDAN-TONEY, J | 2 | - | - | - | - | - | - | - | 12 |
| CAMPBELL, ZACH | 2 | - | - | - | - | - | - | - | 12 |
| MAGAHA, TYLER | 1 | - | - | - | - | - | - | - | 6 |
| JENKINS, EJ | 1 | - | - | - | - | - | - | - | 6 |
| GRAHAM, KEI-SHON | 1 | - | - | - | - | - | - | - | 6 |
| HOLDER, CYRUS | 1 | - | - | - | - | - | - | - | 6 |
| BRUNI, BEN | 1 | - | - | - | - | - | - | - | 6 |
| Total | 23 | 6-8 | 22-22 | - | - | 0-1 | - | - | 178 |
| Opponents | 13 | 5-5 | 9-9 | 1-2 | 1 | 1-1 | - | 1 | 108 |

| Score by Quarters | 1st | 2nd | 3rd | 4th | OT | Total |
|-------------------|-----|-----|-----|-----|----|-------|
| Saint Francis | 63 | 37 | 51 | 27 | 0 | 178 |
| Opponents | 16 | 41 | 18 | 33 | 0 | 108 |

| Team Statistics | SFU | OPP |
|-------------------------|----------|----------|
| FIRST DOWNS | 91 | 83 |
| Rushing | 29 | 35 |
| Passing | 50 | 39 |
| Penalty | 12 | 9 |
| RUSHING YARDAGE | 491 | 534 |
| Rushing Attempts | 159 | 178 |
| Average Per Rush | 3.1 | 3.0 |
| Average Per Game | 98.2 | 106.8 |
| TDs Rushing | 9 | 5 |
| PASSING YARDAGE | 1179 | 918 |
| Comp-Att-Int | 92-151-2 | 84-133-4 |
| Average Per Pass | 7.8 | 6.9 |
| Average Per Catch | 12.8 | 10.9 |
| Average Per Game | 235.8 | 183.6 |
| TDs Passing | 11 | 5 |
| TOTAL OFFENSE | 1670 | 1452 |
| Average Per Play | 5.4 | 4.7 |
| Average Per Game | 334.0 | 290.4 |
| KICK RETURNS: #-Yards | 14-333 | 25-583 |
| PUNT RETURNS: #-Yards | 11-232 | 5-13 |
| INT RETURNS: #-Yards | 4-28 | 2-11 |
| FUMBLES-LOST | 4-2 | 3-2 |
| PENALTIES-Yards | 26-265 | 31-237 |
| PUNTS-AVG | 21-43.3 | 28-34.1 |
| TIME OF POSSESSION/Game | 31:03 | 28:35 |
| 3RD-DOWN Conversions | 28/69 | 21/67 |
| 4TH-DOWN Conversions | 3/6 | 2/8 |

| Interceptions | no. | yds | avg | td | lg |
|----------------|-----|-----|------|----|----|
| FORAY, MARTIN | 1 | 0 | 0.0 | 0 | 0 |
| KINARD, HAKEEM | 1 | 0 | 0.0 | 0 | 0 |
| BRUNI, BEN | 1 | 25 | 25.0 | 0 | 25 |
| HEIPLE, JAKE | 1 | 3 | 3.0 | 0 | 3 |

| Punting | no. | yds | avg | lg | tb | fc | i20 | 50+ | blk |
|---------------|-----|-----|------|----|----|----|-----|-----|-----|
| ZECCA, Andrew | 21 | 910 | 43.3 | 62 | 3 | 3 | 8 | 5 | 0 |

| Punt Returns | no. | yds | avg | td | lg |
|------------------|-----|-----|------|----|----|
| RINELLA, NICK | 10 | 216 | 21.6 | 2 | 79 |
| BENJAMIN, MELVIN | 1 | 16 | 16.0 | 0 | 0 |
| Total | 11 | 232 | 21.1 | 2 | 79 |
| Opponents | 5 | 13 | 2.6 | 0 | 4 |

| Kick Returns | no. | yds | avg | td | lg |
|----------------|-----|-----|------|----|----|
| RINELLA, NICK | 10 | 235 | 23.5 | 0 | 33 |
| CAMPBELL, ZACH | 2 | 60 | 30.0 | 0 | 42 |
| HOLDER, CYRUS | 1 | 13 | 13.0 | 0 | 13 |
| CROPPER, CHRIS | 1 | 25 | 25.0 | 0 | 25 |
| Total | 14 | 333 | 23.8 | 0 | 42 |
| Opponents | 25 | 583 | 23.3 | 1 | 94 |

| All Purpose | g | rush | rcv | pr | kr | ir | total | avg/g |
|---------------|---|------|------|-----|-----|----|-------|-------|
| LEWIS, KAM | 5 | -3 | 458 | 0 | 0 | 0 | 455 | 91.0 |
| RINELLA, NICK | 5 | 0 | 0 | 216 | 235 | 0 | 451 | 90.2 |
| HOLDER, CYRU | 4 | 0 | 367 | 0 | 13 | 0 | 380 | 95.0 |
| JORDAN-TONE | 5 | 283 | -2 | 0 | 0 | 0 | 281 | 56.2 |
| CROPPER, CHRI | 4 | 186 | 0 | 0 | 25 | 0 | 211 | 52.8 |
| Total | 5 | 491 | 1179 | 232 | 333 | 28 | 2263 | 452.6 |
| Opponents | 5 | 534 | 918 | 13 | 583 | 11 | 2059 | 411.8 |

| Total Offense | g | plays | rush | pass | total | avg/g |
|------------------|---|-------|------|------|-------|-------|
| FENIMORE, BEAR | 5 | 159 | -37 | 1163 | 1126 | 225.2 |
| JORDAN-TONEY, J | 5 | 87 | 283 | 0 | 283 | 56.6 |
| CROPPER, CHRIS | 4 | 23 | 186 | 0 | 186 | 46.5 |
| DENLEY, JOEL | 4 | 22 | 49 | 0 | 49 | 12.2 |
| GRAHAM, KEI-SHON | 2 | 8 | 29 | 0 | 29 | 14.5 |
| Total | 5 | 310 | 491 | 1179 | 1670 | 334.0 |
| Opponents | 5 | 311 | 534 | 918 | 1452 | 290.4 |

| ## | Defensive Leaders | gp | Tackles | | | | tfl/yds | Sacks no-yds | Pass defense | | | Fumbles | | blkd | |
|----|-------------------|----|---------|----|------|---------|---------|--------------|--------------|------|-----|---------|----|------|-----|
| | | | ua | a | tot | | | | int-yds | brup | qbh | rcv-yds | ff | kick | saf |
| 6 | BRUNI, BEN | 5 | 23 | 13 | 29.5 | 4.0-25 | 2.0-10 | 1-25 | . | 1 | 1-0 | . | . | . | |
| 4 | TINNE, GIBBS | 5 | 21 | 12 | 27.0 | 4.5-14 | 1.0-7 | . | . | 1 | . | . | . | . | |
| 19 | LEE, DA'JON | 5 | 17 | 14 | 24.0 | 11.0-57 | 5.0-41 | . | 2 | 1 | . | 2 | . | . | |
| 14 | HEIPLE, JAKE | 5 | 18 | 8 | 22.0 | 1.0-2 | . | 1-3 | 1 | . | . | . | . | . | |

YARDS RUSHING

| | | | |
|----|-----|---------------------------------|----------|
| 1. | 346 | Kyle Harbridge vs. Morehead St. | 9/17/11 |
| 2. | 337 | Ted Helsel vs. Gallaudet | 11/03/79 |
| 3. | 291 | Kyle Harbridge vs. Fordham | 9/28/13 |
| 4. | 283 | Todd Harris vs. Wagner | 11/11/06 |
| 5. | 248 | Michael Hall vs. La Salle | 10/4/03 |

RUSHING ATTEMPTS

| | | | |
|----|----|---------------------------------|----------|
| 1. | 47 | Michael Hall vs. La Salle | 10/4/03 |
| 2. | 41 | Kyle Harbridge vs. CCSU | 10/29/11 |
| 3. | 39 | Khairi Dickson at James Madison | 9/13/14 |
| | 39 | Kevin Keenan vs. Duquesne | 11/7/92 |
| 5. | 38 | Kevin Keenan vs. St. Peter's | 9/24/93 |

TOUCHDOWNS RUSHING

| | | | |
|----|---|---------------------------------|---------|
| 1. | 4 | Jymere Jordan-Toney vs. Malone | 10/1/16 |
| | 4 | Kyle Harbridge vs. Lincoln | 9/21/13 |
| | 4 | Kyle Harbridge vs. Morehead St. | 9/17/11 |
| 3. | 3 | 12 times, most recently by: | |
| | | Khairi Dickson vs. Georgetown | 9/5/15 |

YARDS PASSING

| | | | |
|----|-----|--------------------------------|----------|
| 1. | 494 | Anthony Doria vs. Sacred Heart | 10/29/05 |
| 2. | 398 | Anthony Doria vs. Albany | 10/11/03 |
| 3. | 395 | Kevin Magee vs. CCSU | 10/2/93 |
| 4. | 344 | Jeremy Swords vs. La Salle | 11/15/97 |
| 5. | 342 | Anthony Doria vs. CCSU | 10/8/05 |

PASSING ATTEMPTS

| | | | |
|----|----|--------------------------------|----------|
| 1. | 63 | Anthony Doria vs. Albany | 10/11/03 |
| 2. | 61 | Anthony Doria vs. Sacred Heart | 10/29/05 |
| 3. | 58 | George Little vs. Monmouth | 10/4/08 |
| 4. | 54 | Anthony Doria vs. Albany | 10/22/05 |
| 5. | 53 | Anthony Doria vs. Monmouth | 10/13/04 |

PASSING COMPLETIONS

| | | | |
|----|----|-------------------------------|----------|
| 1. | 38 | Anthony Doria vs. Albany | 10/11/03 |
| 2. | 35 | Anthony Doria vs. CCSU | 10/8/05 |
| 3. | 33 | Anthony Doria at Sacred Heart | 10/29/05 |
| 4. | 33 | Kevin Magee vs. CCSU | 10/2/93 |
| 5. | 32 | George Little vs. Monmouth | 10/4/08 |

TOUCHDOWNS PASSING

| | | | |
|----|---|--------------------------------------|----------------|
| 1. | 4 | Zack Drayer at Sacred Heart | 10/29/16 |
| | 4 | Zack Drayer at Wagner | 10/11/14 |
| | 4 | John Kelly at Wagner | 9/26/09 |
| | 4 | Anthony Doria at Robert Morris | 10/1/05 |
| | 4 | Anthony Doria at Sacred Heart | 10/29/05 |
| 5. | 3 | 24 times, recently by: | |
| | | Beard Fenimore vs WV Wesleyan | 9/29/18 |

RECEPTIONS

| | | | |
|----|----|-----------------------------------|----------|
| 1. | 18 | Jeremy Nunamaker vs. Sacred Heart | 10/2/99 |
| 2. | 17 | Elliot Miller vs. CCSU | 10/2/93 |
| 3. | 15 | Kamron Lewis at Bryant | 10/14/17 |

YARDS RECEIVING

| | | | |
|----|-----|--------------------------------|----------|
| 1. | 294 | Michael Caputo at Sacred Heart | 10/29/05 |
| 2. | 202 | Kamron Lewis at Bryant | 10/14/17 |
| 3. | 189 | Kamron Lewis vs. CCSU | 11/12/16 |
| | 189 | Anthony Abeid at Wagner | 10/11/14 |
| 5. | 188 | Kamron Lewis vs. Malone | 10/1/16 |

TOUCHDOWN RECEPTIONS

| | | | |
|----|---|--------------------------------|----------|
| 1. | 3 | Kamron Lewis at Sacred Heart | 10/29/16 |
| | 3 | Frank Failace vs. Wagner | 10/17/15 |
| | 3 | Michael Caputo at Sacred Heart | 10/29/05 |
| | 3 | Michael Caputo vs. Monmouth | 11/13/04 |
| | 3 | Dan Mathis vs. Hartwick | 10/24/92 |
| | 3 | Antoine Rivera at Wagner | 9/26/09 |

YARDS IN TOTAL OFFENSE

| | | | |
|----|-----|-------------------------------|----------|
| 1. | 477 | Anthony Doria at Sacred Heart | 10/29/05 |
| 2. | 396 | Anthony Doria vs. Albany | 10/11/03 |
| 3. | 389 | Kevin Magee vs. CCSU | 10/2/93 |
| 4. | 384 | Kevin Magee vs. Gallaudet | 10/3/92 |
| 5. | 353 | Jeremy Swords vs. La Salle | 11/15/97 |

ALL-PURPOSE YARDS

| | | | |
|----|-----|-----------------------------------|----------|
| 1. | 457 | Kyle Harbridge vs. Morehead State | 9/17/11 |
| 2. | 384 | Kyle Harbridge vs. Fordham | 9/28/13 |
| 3. | 365 | Ted Helsel vs. Gallaudet | 11/3/79 |
| 4. | 323 | Todd Harris vs. Wagner | 11/11/06 |
| 5. | 294 | Michael Caputo at Sacred Heart | 10/29/05 |

PUNT RETURNS

| | | | |
|----|---|-----------------------------------|----------|
| 1. | 7 | Sam Campoli vs. CCSU | 10/10/98 |
| | 7 | Sam Campoli vs. La Salle | 10/24/98 |
| 3. | 6 | Antoine Rivera vs. Duquesne | 10/13/07 |
| | 6 | Shawn Weaver vs. Dickinson | 9/9/89 |
| | 6 | Chris Palumbo vs. St. John Fisher | 10/27/90 |
| | 6 | Jimmy Landrom vs. La Salle | 11/2/02 |

PUNT RETURN YARDS

| | | | |
|----|------------|------------------------------------|----------------|
| 1. | 140 | Nick Rinella vs WV Wesleyan | 9/29/18 |
| 2. | 115 | Anthony Abeid vs. Lincoln | 9/21/13 |
| 3. | 86 | Jimmy Landrom vs. La Salle | 9/2/00 |
| 4. | 76 | Ted Helsel vs. St. Vincent | 10/28/78 |
| 5. | 74 | Dane Domonkos vs. Lincoln | 9/21/13 |

KICKOFF RETURNS

| | | | |
|----|---|--------------------------|---------|
| 1. | 7 | Five times, recently by: | |
| | | Dane Domonkos vs. Bryant | 11/6/10 |

KICKOFF RETURN YARDS

| | | | |
|----|-----|---------------------------|---------|
| 1. | 209 | Dane Domonkos vs. Bryant | 11/6/10 |
| 2. | 196 | Lorenzo Jerome at Montana | 9/3/16 |
| 3. | 181 | Lorenzo Jerome at Towson | 9/12/15 |
| 4. | 169 | Randy Ott vs. Wagner | 9/26/98 |
| 5. | 157 | Desmond Ray vs. Dayton | 9/1/01 |

PUNTS

| | | | |
|----|----|-------------------------------|----------|
| 1. | 12 | Four times, most recently | |
| | | Andrew Zecca at Liberty | 9/30/17 |
| 5. | 11 | Five times, recently: | |
| | | Grant Price vs. Robert Morris | 10/17/09 |

YARDS PUNTING

| | | | |
|----|------------|-----------------------------------|----------------|
| 1. | 480 | Andrew Zecca at Liberty | 9/30/17 |
| 2. | 435 | Bobby Fuller vs. Wagner | 10/18/08 |
| 3. | 409 | Jason Calhoun vs. St. John Fisher | 10/27/90 |
| 4. | 400 | Bobby Fuller vs. Bryant | 11/22/08 |
| | 400 | Rich Wanat vs. Catholic | 9/28/85 |

EXTRA POINTS

| | | | |
|----|---|--------------------------------------|---------------|
| 1. | 9 | Eric Bofenkamp vs. Lock Haven | 9/2/17 |
| | 9 | Lance Geesey vs. Va.-Lynchburg | 9/27/14 |
| 2. | 7 | Three times, most recently by: | |
| | | Lance Geesey vs. Malone | 10/1/16 |
| 3. | 6 | Five times, most recently by: | |
| | | Lance Geesey vs. Georgetown | 9/5/15 |

FIELD GOALS

| | | | |
|----|---|-----------------------------------|----------|
| 1. | 5 | Lance Geesey at Central Conn. St. | 11/7/15 |
| 2. | 4 | Lance Geesey at Robert Morris | 11/15/14 |
| | 4 | Lance Geesey vs. Duquesne | 11/1/14 |
| 4. | 3 | Eight times, most recently by: | |
| | | Eric Bofenkamp at Bryant | 10/14/17 |

INTERCEPTIONS

| | | | |
|----|---|--------------------------------|----------|
| 1. | 3 | George Coyle vs. Catholic | 10/23/82 |
| | 3 | Jason Wilson vs. Robert Morris | 10/26/94 |
| | 3 | Jason Wilson vs. Monmouth | 10/16/93 |

TACKLES

| | | | |
|----|----|------------------------------|----------|
| 1. | 33 | Bob McHale vs. Geneva | 10/25/86 |
| 2. | 27 | Gerry Zahorchak vs. Duquesne | 9/9/78 |
| 3. | 24 | Matthew Parker vs. Wagner | 10/16/10 |
| 4. | 23 | Scott Lewis vs. Wagner | 10/18/08 |
| 5. | 23 | Dan Kanuch vs. Frostburg | 11/1/80 |

SACKS

| | | | |
|----|---|----------------------|----------|
| 1. | 4 | Tom Smith vs. Marist | 10/10/92 |
|----|---|----------------------|----------|

FUMBLE RECOVERIES

| | | | |
|----|---|-----------------------------------|----------|
| 1. | 3 | Calvin Williams vs. Robert Morris | 11/15/08 |
| | 3 | Dave Rippin vs. St. Vincent | 10/23/78 |

Longest Plays

* play resulted in a touchdown

RUSHING

| | |
|---|------|
| Kyle Harbridge vs. Morehead State, 2011 | .94* |
| Kyle Harbridge vs. Sacred Heart, 2013 | .90* |
| Todd Harris vs. Wagner, 2006 | .90* |
| Calvin Williams at La Salle, 2007 | .85* |
| Kyle Harbridge vs. Morehead State, 2011 | .83* |

PASS PLAYS

| | |
|--------------------------------|------|
| Zack Drayer to Terell Smith | |
| vs. Sacred Heart, 2015 | .98* |
| Zack Drayer to Cyrus Holder | |
| at Wagner, 2016 | .92* |
| Jeremy Swords to Sam Campoli | |
| vs. Mercyhurst, 1997 | .92* |
| George Little to Anthony Howze | |
| vs. Morehead State, 2008 | .86* |
| Don Fyfe to J. Calhoun | |
| vs. Brooklyn College, 1989 | .86* |
| George Coyle to S. Beck | |
| vs. Mercyhurst, 1982 | .86* |

PUNT RETURNS

| | |
|-----------------------------------|------|
| Nick Rinella vs WV Wesleyan, 2018 | .79* |
| Ted Helsel vs. St. Vincent, 1978 | .70* |
| Ted Helsel vs. Catholic, 1978 | .60* |
| Lorenzo Jerome vs. Bryant, 2014 | .52* |
| Anthony Abeid vs. Lincoln, 2013 | .51 |
| Dane Domonkos vs. Lincoln, 2013 | .49 |

KICKOFF RETURNS

| | |
|---|------|
| Lorenzo Jerome at Towson, 2015 | .99* |
| Lorenzo Jerome at ETSU, 2015 | .98* |
| Dane Domonkos vs. Monmouth, 2012 | .97* |
| Desmond Ray vs. La Salle, 2001 | .94* |
| Kyle Harbridge vs. Morehead State, 2010 | .92* |
| Willie Monahan vs. Catholic, 1978 | .90* |
| Randy Ott vs. Wagner, 1998 | .89* |

PUNTS

| | |
|-----------------------------------|-----|
| Andrew Zecca at Villanova, 2016 | .73 |
| Sean Davison vs. Marist, 1998 | .69 |
| Tom Koons vs. Saint Peter's, 2002 | .68 |
| Matt Shontofski vs. Wagner, 1996 | .67 |
| Chip Kissel vs. Geneva, 1981 | .67 |

FIELD GOALS

| | |
|-------------------------------------|-----|
| Lance Geesey vs. Bryant, 2014 | .52 |
| Josh Thiel at CCSU, 2012 | .50 |
| Lance Geesey at Albany, 2016 | .50 |
| Lance Geesey at Columbia, 2016 | .48 |
| Lance Geesey vs. Malone, 2016 | .47 |
| Lance Geesey vs. Clarion, 2014 | .47 |
| Lance Geesey vs. Sacred Heart, 2013 | .47 |
| Lance Geesey at James Madison, 2013 | .47 |
| Josh Thiel vs. Monmouth, 2011 | .47 |

INTERCEPTION RETURNS

| | |
|---|------|
| Louie Gartner vs. Robert Morris, 2017 | .93* |
| Matthew Parker vs. Sacred Heart, 2010 | .75* |
| Hakeem Kinard vs. Wagner, 2017 | .70 |
| Lorenzo Jerome at Towson, 2015 | .70 |
| Jalen Wells at Bryant, 2017 | .68 |
| Lorenzo Jerome at Central Connecticut, 2013 | .65 |

TEAM GAME RECORDS

RUSHING YARDS

- 457 at Morehead St. 9/15/12
- 441 vs. Morehead St. 9/17/11
- 438 vs. Va.-Lynchburg. 9/27/14
- 435 vs. Gallaudet 11/3/79
- 435 vs. Niagara 10/17/87

FEWEST RUSHING YARDS

- 57 vs. Frostburg State 10/7/89
- 45 vs. Juniata 9/11/82
- 25 vs. Susquehanna 10/16/82
- 24 vs. Dickinson 9/8/90
- 22 vs. Randolph-Macon 10/11/86

RUSHING ATTEMPTS

- 66 at Morehead St. 9/15/12
- 65 vs. Mercyhurst. 10/1/94
- 62 vs. La Salle 10/4/03
- 61 vs. CCSU 10/29/11
- 61 vs. Fairfield 10/7/78
- 61 vs. Duquesne 10/26/91
- 61 vs. Ohio Northern 10/10/87

FEWEST RUSHING ATTEMPTS

- 15 vs. Sacred Heart 10/2/99
- 17 vs. Monmouth. 10/4/08
- 17 vs. Albany 10/23/99
- 19 at Albany 10/21/06
- 19 vs. Monmouth. 11/13/04

RUSHING TOUCHDOWNS

- 9 vs. Niagara 10/17/87
- 8 vs. Va.-Lynchburg. 9/27/14
- 5 Five times, most recently:
vs. Malone 10/1/16

PASSING YARDS

- 530 at Sacred Heart 10/29/05
- 429 vs. Albany 10/11/03
- 395 vs. CCSU 10/2/93
- 371 vs. Monmouth. 11/13/04
- 355 vs. La Salle 11/15/97

FEWEST PASSING YARDS

- 2 vs. Bryant. 11/14/09
- 4 vs. Duquesne. 9/9/95
- 4 vs. Georgetown. 11/4/78
- 5 vs. Dickinson 9/10/88
- 10 at Youngstown State 9/19/15

PASS ATTEMPTS

- 64 vs. Albany 10/11/03
- 62 at Sacred Heart 10/29/05
- 59 vs. Monmouth. 10/4/08
- 54 vs. Albany 10/22/05
- 54 vs. Monmouth. 11/13/04

FEWEST PASS ATTEMPTS

- 4 vs. Va.-Lynchburg. 9/27/14
- 5 vs. Geneva 10/24/87
- 5 vs. Robert Morris. 9/30/00
- 5 vs. CCSU 10/29/11
- 6 vs. District of Col. 9/29/79

PASS COMPLETIONS

- 39 vs. Albany 10/11/03
- 35 vs. CCSU 10/8/05
- 34 at Sacred Heart 10/29/05
- 33 vs. CCSU 10/2/93
- 32 vs. Monmouth. 10/4/08

FEWEST PASS COMPLETIONS

- 1 Four times, most recently:
at Youngstown State 9/19/15
- 2 Nine times, most recently:
vs. CCSU 10/5/11

PASSING TOUCHDOWNS

- 5 at Sacred Heart 10/29/05
- 5 vs. Brooklyn College. 9/16/89
- 4 Four times, most recently:
vs. Lock Haven. 9/2/17

TOUCHDOWNS

- 11 vs. Va.-Lynchburg. 9/27/14
- 10 vs. Niagara. 10/17/87
- 9 vs. Lock Haven. 9/2/17
- 8 at Morehead State 9/15/12
- 7 vs. Morehead State. 9/17/11

FIRST DOWNS

- 30 at Morehead St. 9/15/12
- 29 vs. Georgetown. 9/5/15
- 28 at Sacred Heart 10/15/11
- 28 at Sacred Heart 10/29/05
- 28 vs. CCSU 10/2/93

FEWEST FIRST DOWNS

- 3 vs. Duquesne 11/3/84
- 3 vs. Catholic 11/7/87
- 3 vs. Thiel 11/9/91
- 3 vs. Albany 10/9/10
- 4 vs. Duquesne. 10/20/79
- 4 vs. Catholic 11/10/79
- 4 vs. Washington & Jeff. 9/6/80

TOTAL OFFENSE YARDS

- 628 vs. Wagner. 10/17/15
- 562 at La Salle 11/17/07
- 557 at Morehead St. 9/15/12
- 556 at Sacred Heart 10/29/05
- 540 vs. Va.-Lynchburg. 9/27/14

FEWEST TOTAL OFFENSE YARDS

- 2 vs. Frostburg State 10/7/89
- 14 vs. Frostburg State 10/13/79
- 41 vs. Duquesne. 11/5/88
- 47 vs. Susquehanna. 10/17/81

TOTAL PLAYS

- 97 at Sacred Heart 10/15/11
- 91 at Wagner 9/3/11
- 90 vs. Monmouth. 10/16/99
- 87 vs. Valparaiso 9/18/04
- 87 vs. Albany 10/11/03
- 87 vs. Chicago. 10/4/80

FEWEST TOTAL PLAYS

- 40 vs. Albany 10/9/10
- 41 vs. Frostburg State 10/7/89
- 42 vs. Niagara. 9/15/79
- 42 vs. Duquesne. 10/20/79
- 42 vs. Catholic 11/10/79
- 42 vs. Duquesne. 9/9/95
- 43 at Duquesne 11/2/13
- 43 vs. Wagner. 11/16/13

POINTS

- 80 vs. Va.-Lynchburg. 9/27/14
- 72 vs. Niagara. 10/17/87
- 69 vs. Lock Haven. 9/2/17
- 59 vs WV Wesleyan 9/29/18**
- 58 at East Tennessee State 10/3/15

POINTS IN A HALF

- 63 vs. Va.-Lynchburg. 9/27/14

POINTS IN A QUARTER

- 35 vs. Va.-Lynchburg. 9/27/14
- 28 vs. Va.-Lynchburg. 9/27/14
- 27 vs. Catholic 10/24/81
- 27 vs. Niagara. 10/17/87
- 24 Three times, most recently:
vs. Lock Haven. 9/2/17

FIELD GOALS

- 5 at Central Conn. St. 11/7/15
- 4 at Robert Morris 11/15/14
- 4 vs. Duquesne. 11/1/14
- 3 Eight times, most recently:
at Bryant 10/14/17

EXTRA POINTS

- 9 vs. Lock Haven. 9/2/17
- 9 vs. Va.-Lynchburg. 9/27/14
- 9 vs. Niagara. 10/17/87
- 7 Twice, most recently:
vs. Malone 10/1/16
- 6 Four times, most recently:
vs. Georgetown. 9/5/15

INTERCEPTIONS

- 7 vs. Sacred Heart 9/20/10
- 5 vs. Mercyhurst 9/26/81
- 5 vs. St. John Fisher 10/19/85
- 4 Three times, most recently:
at Robert Morris 10/8/16

SACKS

- 8 at Robert Morris 10/8/16
- 7 vs. St. Peter's. 10/3/87
- 7 vs. La Salle. 11/2/02
- 6 at Central Conn. St. 11/7/15
- 6 vs. Duquesne. 10/13/07

FUMBLE RECOVERIES

- 6 vs. Gannon. 9/4/93

SEASON RECORDS

RUSHING

| | | | |
|----|-------|----------------|------|
| 1. | 1,708 | Khairi Dickson | 2014 |
| 2. | 1,619 | Kyle Harbridge | 2013 |
| 3. | 1,474 | Kyle Harbridge | 2011 |
| 4. | 1,330 | Todd Harris | 2006 |
| 5. | 1,174 | Ted Helsel | 1978 |

RUSH ATTEMPTS

| | | | |
|----|-----|----------------|------|
| 1. | 309 | Khairi Dickson | 2014 |
| 2. | 275 | Todd Harris | 2006 |
| 3. | 270 | Kyle Harbridge | 2013 |
| 4. | 249 | Kyle Harbridge | 2011 |
| 5. | 207 | Marcus Bagley | 2016 |

RUSHING TOUCHDOWNS

| | | | |
|----|----|----------------|------|
| 1. | 16 | Kyle Harbridge | 2013 |
| 2. | 14 | Kyle Harbridge | 2011 |
| 3. | 12 | Khairi Dickson | 2014 |
| | 12 | Keion Wade | 2012 |
| 5. | 11 | Todd Harris | 2006 |

PASSING YARDS

| | | | |
|----|-------|---------------|------|
| 1. | 2,895 | Anthony Doria | 2005 |
| 2. | 2,594 | Zack Drayer | 2016 |
| 3. | 2,122 | Kevin Magee | 1993 |
| 4. | 2,115 | Anthony Doria | 2004 |
| 5. | 2,056 | Kevin Magee | 1992 |

PASS ATTEMPTS

| | | | |
|----|-----|---------------|------|
| 1. | 409 | Anthony Doria | 2005 |
| 2. | 364 | Anthony Doria | 2004 |
| 3. | 329 | Kevin Magee | 1993 |
| 4. | 317 | Zack Drayer | 2016 |
| 5. | 295 | George Little | 2007 |

PASS COMPLETIONS

| | | | |
|----|-----|---------------|------|
| 1. | 252 | Anthony Doria | 2005 |
| 2. | 197 | Kevin Magee | 1993 |
| 3. | 190 | Anthony Doria | 2004 |
| 4. | 172 | Zack Drayer | 2016 |
| 5. | 159 | Bear Fenimore | 2017 |

PASSING TOUCHDOWNS

| | | | |
|----|----|---|------|
| 1. | 22 | Zack Drayer | 2016 |
| 2. | 21 | Anthony Doria | 2005 |
| 3. | 19 | Kevin Magee | 1992 |
| 4. | 16 | George Little | 2007 |
| 5. | 15 | Three times, most recently by: Zack Drayer | 2015 |

PASS EFFICIENCY RATING

| | | | |
|----|--------|---------------|------|
| 1. | 139.83 | Zack Drayer | 2015 |
| 2. | 138.33 | Zack Drayer | 2016 |
| 3. | 137.29 | Zack Drayer | 2014 |
| 4. | 133.12 | Anthony Doria | 2005 |
| 5. | 131.39 | Kevin Magee | 1992 |

RECEPTIONS

| | | | |
|----|----|----------------|------|
| 1. | 92 | Michael Caputo | 2005 |
| 2. | 85 | Luke Palko | 2005 |
| 3. | 82 | Luke Palko | 2004 |
| 4. | 75 | Kamron Lewis | 2016 |
| 5. | 70 | Kamron Lewis | 2017 |

RECEIVING YARDS

| | | | |
|----|-------|----------------|------|
| 1. | 1,478 | Kamron Lewis | 2016 |
| 2. | 1,433 | Michael Caputo | 2005 |
| 3. | 920 | Terell Smith | 2015 |
| 4. | 909 | Kamron Lewis | 2017 |
| 5. | 885 | Antoine Rivera | 2007 |

TOUCHDOWN RECEPTIONS

| | | | |
|----|----|----------------|------|
| 1. | 12 | Michael Caputo | 2005 |
| | 12 | Dan Mathis | 1992 |
| 3. | 11 | Kamron Lewis | 2016 |
| 4. | 8 | Michael Caputo | 2006 |
| | 8 | Terell Smith | 2015 |

POINTS

| | | | |
|----|-----|----------------|------|
| 1. | 110 | Kyle Harbridge | 2013 |
| 2. | 90 | Lance Geesey | 2014 |
| | 90 | Kyle Harbridge | 2011 |
| 4. | 78 | Michael Caputo | 2005 |
| | 78 | Dan Mathis | 1992 |

TOTAL OFFENSE

| | | | |
|----|-------|---------------|------|
| 1. | 2,865 | Anthony Doria | 2005 |
| 2. | 2,620 | Zack Drayer | 2016 |
| 3. | 2,304 | John Kelly | 2012 |
| 4. | 2,117 | John Kelly | 2011 |
| 5. | 2,039 | Kevin Magee | 1992 |

ALL-PURPOSE YARDS

| | | | |
|----|-------|----------------|------|
| 1. | 2,070 | Kyle Harbridge | 2013 |
| 2. | 1,950 | Kyle Harbridge | 2011 |
| 3. | 1,841 | Khairi Dickson | 2014 |
| 4. | 1,612 | Todd Harris | 2005 |
| 5. | 1,590 | Kamron Lewis | 2016 |

INTERCEPTIONS

| | | | |
|----|---|---|------|
| 1. | 8 | Jason Wilson | 1994 |
| 2. | 7 | Dan Kanuch | 1981 |
| 3. | 6 | Lorenzo Jerome | 2016 |
| | 6 | DaQuan Minter | 2013 |
| | 6 | Lorenzo Jerome | 2013 |
| 6. | 5 | Eight times, most recently by: DaQuan Minter | 2014 |

INTERCEPTION RETURN YARDS (Since 1989)

| | | | |
|----|-----|----------------|------|
| 1. | 158 | DaQuan Minter | 2013 |
| 2. | 144 | Lorenzo Jerome | 2013 |
| 3. | 135 | Jalen Wells | 2017 |
| 4. | 124 | Matthew Parker | 2010 |
| 5. | 118 | Jalen Wells | 2016 |

TACKLES

| | | | |
|----|-----|-----------------|------|
| 1. | 142 | Scott Lewis | 2008 |
| 2. | 141 | Anthony Bowman | 2011 |
| 3. | 138 | Gerry Zahorchak | 1978 |
| | 138 | Daunte Neal | 2000 |
| | 138 | Scott Lewis | 2010 |

FUMBLES RECOVERED

| | | | |
|----|---|---|------|
| 1. | 4 | Six times, most recently by: Daunte Neal | 2000 |
|----|---|---|------|

BLOCKED PUNTS OR KICKS (Since 1985)

| | | | |
|----|---|---|------|
| 1. | 4 | Jimbo Cowan | 1995 |
| 2. | 3 | Six times, most recently by: Semo Sila | 2014 |

PASS BREAKUPS (Since 1984)

| | | | |
|----|----|----------------|------|
| 1. | 14 | Malik Duncan | 2016 |
| 2. | 13 | Lorenzo Jerome | 2014 |
| 3. | 12 | Jalen Wells | 2016 |
| | 12 | Michael Bowman | 2004 |
| | 12 | Matt Beck | 1996 |
| | 12 | Jason Wilson | 1994 |

SACKS (Since 1984)

| | | | |
|----|------|----------------|------|
| 1. | 12 | Mark Palla | 1984 |
| 2. | 10.5 | Solomon Leaeno | 2016 |
| 3. | 10 | Tom Smith | 1992 |
| 4. | 9 | Russell Long | 1990 |
| 5. | 8.5 | Asalemo Fruean | 2013 |

FIELD GOALS MADE

| | | | |
|----|----|--------------|------|
| 1. | 18 | Lance Geesey | 2014 |
| 2. | 16 | Lance Geesey | 2015 |
| 3. | 12 | Lance Geesey | 2016 |
| 4. | 11 | Lance Geesey | 2013 |
| | 11 | Josh Thiel | 2012 |

FIELD GOALS ATTEMPTED

| | | | |
|----|----|----------------|------|
| 1. | 22 | Lance Geesey | 2014 |
| 2. | 20 | Lance Geesey | 2016 |
| 3. | 19 | Eric Bofenkamp | 2017 |
| 4. | 17 | Lance Geesey | 2015 |
| 5. | 16 | Lance Geesey | 2013 |

Team Season Records/Current

RUSHING

| | |
|---------------------------|--------------|
| RUSHING YARDS | 2,610 (2012) |
| FEWEST RUSHING YARDS | 224 (1985) |
| RUSH ATTEMPTS | 507 (2014) |
| FEWEST RUSH ATTEMPTS | 290 (1998) |
| RUSHING TOUCHDOWNS | .26 (2011) |
| FEWEST RUSHING TOUCHDOWNS | .0 (1984) |

PASSING

| | |
|---------------------------|--------------|
| PASSING YARDS | 3,223 (2005) |
| FEWEST PASSING YARDS | 372 (1979) |
| PASS ATTEMPTS | 465 (2005) |
| FEWEST PASS ATTEMPTS | .97 (1979) |
| PASS COMPLETIONS | 276 (2005) |
| FEWEST PASS COMPLETIONS | .34 (1979) |
| PASSING TOUCHDOWNS | .24 (2005) |
| FEWEST PASSING TOUCHDOWNS | .1 (1979) |

SCORING

| | |
|-----------------------|------------|
| TOUCHDOWNS | .43 (2014) |
| FEWEST TOUCHDOWNS | .5 (1984) |
| MOST POINTS SCORED | 354 (2014) |
| FEWEST POINTS SCORED | .39 (1983) |
| MOST POINTS ALLOWED | 485 (2011) |
| FEWEST POINTS ALLOWED | 107 (1992) |
| MOST FIELD GOALS MADE | .18 (2014) |
| MOST EXTRA POINTS | .39 (2016) |

TOTAL OFFENSE

| | |
|----------------------------|--------------|
| TOTAL OFFENSE YARDS | 4,479 (2005) |
| FEWEST TOTAL OFFENSE YARDS | 1,056 (1984) |
| TOTAL PLAYS | 795 (2005) |
| FEWEST TOTAL PLAYS | 406 (1979) |

DEFENSE

| | |
|------------------------|--------------|
| MOST INTERCEPTIONS | .19 (1993) |
| MOST FUMBLE RECOVERIES | .28 (1978) |
| MOST TACKLES | 1,118 (1978) |
| MOST SACKS | .39 (2016) |

CAREER RECORDS

RUSHING YARDS

| | | | |
|----|-------|----------------|---------|
| 1. | 4,126 | Kyle Harbridge | 2009-13 |
| 2. | 3,414 | Todd Harris | 2003-06 |
| 3. | 3,272 | Khairi Dickson | 2012-15 |
| 4. | 2,330 | Michael Hall | 2000-03 |
| 5. | 2,015 | Ted Helsel | 1978-79 |

RUSHING ATTEMPTS

| | | | |
|----|-----|----------------|---------|
| 1. | 714 | Kyle Harbridge | 2009-13 |
| 2. | 706 | Todd Harris | 2003-06 |
| 3. | 630 | Khairi Dickson | 2012-15 |
| 4. | 564 | Michael Hall | 2000-03 |
| 5. | 487 | Mike Bollinger | 1985-88 |

RUSHING TOUCHDOWNS

| | | | |
|----|----|----------------|---------|
| 1. | 36 | Kyle Harbridge | 2009-13 |
| 2. | 25 | Khairi Dickson | 2012-15 |
| 3. | 20 | Todd Harris | 2003-06 |
| 4. | 16 | Ted Helsel | 1978-79 |
| | 16 | Kevin Keenan | 1991-94 |

PASSING YARDS

| | | | |
|----|-------|---------------|---------|
| 1. | 8,544 | Anthony Doria | 2003-06 |
| 2. | 6,031 | Zack Drayer | 2013-16 |
| 3. | 5,694 | John Kelly | 2009-12 |
| 4. | 5,380 | Kevin Magee | 1991-93 |
| 5. | 3,788 | Jeremy Swords | 1997-99 |

PASS ATTEMPTS

| | | | |
|----|-------|---------------|---------|
| 1. | 1,345 | Anthony Doria | 2003-06 |
| 2. | 989 | John Kelly | 2009-12 |
| 3. | 772 | Kevin Magee | 1991-93 |
| 4. | 764 | Zack Drayer | 2013-16 |
| 5. | 743 | Jeremy Swords | 1997-99 |

PASS COMPLETIONS

| | | | |
|----|-----|---------------|---------|
| 1. | 743 | Anthony Doria | 2003-06 |
| 2. | 514 | John Kelly | 2009-12 |
| 3. | 445 | Kevin Magee | 1991-93 |
| 4. | 437 | Zack Drayer | 2013-16 |
| 5. | 333 | Jeremy Swords | 1997-99 |

TOUCHDOWN PASSES

| | | | |
|----|----|---------------|---------|
| 1. | 61 | Anthony Doria | 2003-06 |
| 2. | 53 | Zack Drayer | 2013-16 |
| 3. | 45 | John Kelly | 2009-12 |
| 4. | 40 | Kevin Magee | 1991-93 |
| 5. | 26 | George Little | 2005-09 |

RECEIVING YARDS

| | | | |
|----|--------------|---------------------|---------------------|
| 1. | 3,464 | Michael Caputo | 2003-06 |
| 2. | 2,951 | Kamron Lewis | 2015-present |
| 3. | 2,441 | Antoine Rivera | 2005-09 |
| 4. | 2,020 | Luke Palko | 2003-06 |
| 5. | 1,754 | Todd Eckenroad | 1991-93 |

PASS RECEPTIONS

| | | | |
|----|------------|---------------------|---------------------|
| 1. | 245 | Michael Caputo | 2003-06 |
| 2. | 225 | Luke Palko | 2003-06 |
| 3. | 185 | Kamron Lewis | 2015-present |
| 4. | 156 | Antoine Rivera | 2005-09 |
| 5. | 149 | Omar Winston | 2007-10 |

TOUCHDOWN RECEPTIONS

| | | | |
|----|-----------|---------------------|---------------------|
| 1. | 31 | Michael Caputo | 2003-06 |
| 2. | 23 | Dan Mathis | 1989-92 |
| 3. | 20 | Antoine Rivera | 2005-09 |
| 4. | 20 | Kamron Lewis | 2015-present |
| 5. | 13 | Luke Palko | 2003-06 |
| | 13 | Terrell Smith | 2011-15 |

MOST TOUCHDOWNS (Rush & Rec.)

| | | | |
|----|----|----------------|--------------|
| 1. | 40 | Kyle Harbridge | 2009-13 |
| 2. | 32 | Michael Caputo | 2003-06 |
| 3. | 25 | Khairi Dickson | 2012-present |
| 4. | 24 | Dan Mathis | 1989-92 |
| 5. | 21 | Antoine Rivera | 2005-09 |
| 6. | 20 | Todd Harris | 2003-06 |

TOTAL OFFENSE

| | | | |
|----|-------|----------------|---------|
| 1. | 8,273 | Anthony Doria | 2003-06 |
| 2. | 7,271 | John Kelly | 2009-12 |
| 3. | 6,072 | Zack Drayer | 2013-16 |
| 4. | 5,128 | Kevin Magee | 1991-93 |
| 5. | 4,126 | Kyle Harbridge | 2009-13 |

ALL-PURPOSE YARDS

| | | | |
|----|--------------|---------------------|---------------------|
| 1. | 6,225 | Kyle Harbridge | 2009-13 |
| 2. | 4,253 | Todd Harris | 2003-06 |
| 3. | 3,725 | Khairi Dickson | 2012-15 |
| 4. | 3,495 | Michael Caputo | 2003-06 |
| 5. | 3,180 | Kamron Lewis | 2015-Present |

POINTS

| | | | |
|----|-----|----------------|---------|
| 1. | 294 | Lance Geesey | 2012-16 |
| 2. | 254 | Kyle Harbridge | 2009-13 |
| 3. | 198 | Josh Thiel | 2009-12 |
| 4. | 196 | Michael Caputo | 2003-06 |
| 5. | 188 | Adam Sciulli | 2004-07 |

TACKLES

| | | | |
|----|-----|------------------|---------|
| 1. | 524 | Scott Lewis | 2007-10 |
| 2. | 431 | Matthew Parker | 2007-10 |
| 3. | 377 | Matt Farabaugh | 1995-98 |
| 4. | 351 | Dave Rippin | 1978-81 |
| 5. | 347 | Marcus Haines | 2000-04 |
| | 347 | Michael Graziani | 1990-93 |

SACKS (Since 1984)

| | | | |
|----|------|----------------|---------|
| 1. | 24.0 | Tom Smith | 1989-92 |
| 2. | 20.5 | Mark Palla | 1984-86 |
| 3. | 16.0 | Russell Long | 1989-92 |
| 4. | 15.0 | Dan DelVecchio | 1990-93 |
| 5. | 14.5 | Solomon Leaeno | 2013-16 |

INTERCEPTIONS

| | | | |
|----|----|------------------|---------|
| 1. | 19 | Jason Wilson | 1991-94 |
| 2. | 18 | Lorenzo Jerome | 2013-16 |
| 3. | 14 | Michael Graziani | 1990-93 |
| 4. | 13 | Dan Makosy | 1978-81 |
| | 13 | DaQuan Minter | 2012-15 |

INTERCEPTION RETURN YARDS

| | | | |
|----|-----|------------------|---------|
| 1. | 396 | Lorenzo Jerome | 2013-16 |
| 2. | 278 | DaQuan Minter | 2012-15 |
| 3. | 253 | Jalen Wells | 2014-17 |
| 4. | 229 | Michael Graziani | 1990-93 |
| 5. | 225 | Matthew Parker | 2007-10 |

PASS BREAKUPS (Since 1984)

| | | | |
|----|----|----------------|---------|
| 1. | 36 | Jimmy Landrom | 2000-03 |
| 2. | 32 | Jason Wilson | 1991-94 |
| 3. | 31 | Matt Beck | 1996-99 |
| 4. | 29 | Malik Duncan | 2014-17 |
| | 29 | Michael Bowman | 2002-05 |
| | 29 | Lorenzo Jerome | 2013-16 |

FUMBLES RECOVERED

| | | | |
|----|---|----------------|---------|
| 1. | 7 | Aaron Herring | 2000-04 |
| 2. | 5 | Solomon Leaeno | 2013-16 |
| 3. | 4 | Scott Lewis | 2007-10 |

PUNT ATTEMPTS

| | | | |
|----|-----|--------------|---------|
| 1. | 242 | Carl Parrish | 2001-04 |
| 2. | 201 | Zack Drayer | 2013-16 |
| 3. | 194 | Chip Kissel | 1978-81 |
| 4. | 182 | Bobby Fuller | 2005-08 |
| 5. | 153 | Scott Black | 1991-94 |

AVERAGE YARDS/PUNT (Min. 75 punts)

| | | | |
|----|-------------|---------------------|---------------------|
| 1. | 40.8 | Andrew Zecca | 2015-present |
| 2. | 37.4 | Andrew Penksa | 2010-11 |
| 3. | 36.9 | Bobby Fuller | 2005-08 |
| 4. | 36.8 | Zack Drayer | 2013-16 |
| 5. | 36.2 | Matt Shontofski | 1993-96 |
| 6. | 36.0 | Scott Black | 1991-94 |

PUNT YARDS

| | | | |
|----|-------|---------------|---------|
| 1. | 8,167 | Carl Parrish | 2001-04 |
| 2. | 7,393 | Zack Drayer | 2013-16 |
| 3. | 6,719 | Bobby Fuller | 2005-08 |
| 4. | 6,387 | Chip Kissel | 1978-81 |
| 5. | 5,506 | Scott Black | 1991-94 |
| 6. | 4,940 | Andrew Penksa | 2010-11 |

FIELD GOALS MADE

| | | | |
|----|-----------|-----------------------|---------------------|
| 1. | 57 | Lance Geesey | 2012-16 |
| 2. | 29 | Josh Thiel | 2009-12 |
| 3. | 27 | Adam Sciulli | 2004-07 |
| 4. | 21 | Matt Shontofski | 1993-96 |
| 5. | 16 | Eric Bofenkamp | 2014-present |

FIELD GOALS ATTEMPTED

| | | | |
|----|----|----------------|--------------|
| 1. | 75 | Lance Geesey | 2012-16 |
| 2. | 44 | Josh Thiel | 2009-12 |
| | 44 | Adam Sciulli | 1993-96 |
| 4. | 42 | Adam Sciulli | 2004-07 |
| 5. | 27 | Eric Bofenkamp | 2014-present |

FIELD GOAL PCT. (Min. 10 made)

| | | | |
|----|---------------------|-----------------------|---------------------|
| 1. | 76.0 (57-75) | Lance Geesey | 2012-16 |
| 2. | 65.9 (29-44) | Josh Thiel | 2009-12 |
| 3. | 64.7 (11-17) | Chris LeMaster | 1986-87 |
| 3. | 64.3 (27-42) | Adam Sciulli | 2004-07 |
| 4. | 59.0 (16-27) | Eric Bofenkamp | 2014-Present |

PAT KICKS MADE

| | | | |
|----|-----|-----------------|---------|
| 1. | 123 | Lance Geesey | 2012-16 |
| 2. | 111 | Josh Thiel | 2009-12 |
| 3. | 107 | Adam Sciulli | 2004-07 |
| 4. | 56 | Matt Shontofski | 1993-96 |

PUNT RETURNS

| | | | |
|----|----|----------------|---------|
| 1. | 71 | Sam Campoli | 1995-97 |
| 2. | 56 | Dane Domonkos | 2010-13 |
| | 56 | Jimmy Landrom | 2000-03 |
| 4. | 46 | Luke Palko | 2003-06 |
| 5. | 39 | Lorenzo Jerome | 2013-16 |

PUNT RETURN YARDS

| | | | |
|----|------------|---------------------|---------------------|
| 1. | 395 | Dane Domonkos | 2010-13 |
| 2. | 377 | Nick Rinella | 2015-Present |
| 3. | 377 | Jimmy Landrom | 2000-03 |
| 4. | 374 | Ted Helsel | 1978-79 |
| 5. | 295 | Lorenzo Jerome | 2013-16 |

PUNT RETURN AVERAGE (Min. 20)

| | | | |
|----|------|----------------|---------|
| 1. | 10.1 | Ted Helsel | 1978-79 |
| 2. | 7.6 | Lorenzo Jerome | 2013-16 |
| 3. | 7.5 | Antoine Rivera | 2005-09 |
| 4. | 7.1 | Dane Domonkos | 2010-13 |
| 5. | 6.7 | Jimmy Landrom | 2000-03 |

KICK RETURNS

| | | | |
|----|----|----------------|---------|
| 1. | 74 | Jeff Sotosky | 1993-96 |
| 2. | 63 | Kyle Harbridge | 2009-13 |
| 3. | 62 | Jimmy Landrom | 2000-03 |
| 4. | 57 | Randy Ott | 1996-98 |
| 5. | 45 | Lorenzo Jerome | 2013-16 |

KICK RETURN AVERAGE (Min. 25)

| | | | |
|----|------|----------------|---------|
| 1. | 27.2 | Lorenzo Jerome | 2013-16 |
| 2. | 25.1 | Kyle Harbridge | 2009-13 |
| 3. | 21.5 | Willie Monahan | 1979-80 |
| 4. | 21.1 | AJ Alexander | 2011-12 |
| 5. | 21.1 | Steve Cahill | 1988-90 |

KICK RETURN YARDS

| | | | |
|----|-------|----------------|---------|
| 1. | 1,582 | Kyle Harbridge | 2009-13 |
| 2. | 1,225 | Lorenzo Jerome | 2013-16 |
| 3. | 1,202 | Jeff Sotosky | 1993-96 |
| 4. | 1,159 | Randy Ott | 1996-98 |