



# SAINT FRANCIS WOMEN'S BASKETBALL

• NEC-BEST 11 NEC TOURNAMENT TITLES

## 2017-18 GAME NOTES










### Schedule/Results November

Thurs. 2		UP-J (ex)	W, 94-60
Fri. 10		at Toledo	L, 74-66
Fri. 17		vs SEMO (at GMU-WNIT)	L 82-50
Sat 18		vs Old Dominion (WNIT)	W, 79-68
Tue. 22		SETON HILL	W, 103-71
Mon 27		at Cincinnati	W, 77-73
Thurs. 30		at Duquesne	L 87-68








### December

Sat. 2		WILLIAM and MARY	L, 92-86
Wed. 6		at Columbia	L 94-81
Sat. 9		YOUNGSTOWN ST.	W, 79-65
Sun. 17		at Gonzaga	L 97-74
Wed. 20		at Portland	1 P.M. (PT) / 4 P.M. (ET)
Thurs. 21		at Boise State	5:30 P.M. (MT) / 7:30 P.M. (ET)
Fri. 29		at Sacred Heart*	1 P.M.
Sun. 31		at Fairleigh Dickinson*	2 P.M.




### January

Sat. 6		St. FRANCIS BROOKLYN*	1 P.M.
Mon. 8		LIU BROOKLYN*	6 P.M.
Sat. 13		at Robert Morris*	TBA
Sat. 20		MOUNT ST. MARY'S*	2 P.M.
Mon. 22		at Wagner*	7 P.M.
Sat. 27		CENTRAL CT. STATE*	2 P.M.
Mon. 29		BRYANT*	6 P.M.

### February

Sat. 3		ROBERT MORRIS*	2 P.M.
Sat. 10		at St. Francis Brooklyn*	1 P.M.
Mon. 12		at LIU Brooklyn*	7 P.M.
Sat. 17		SACRED HEART*	4 P.M.
Mon. 19		FAIRLEIGH DICKINSON*	6 P.M.
Sat. 24		at Central Conn. State*	1 P.M.
Mon. 26		at Bryant*	7 P.M.

### March

Fri. 2		at Mount St. Mary's	7 P.M.
Sun. 4		WAGNER	2 P.M.
Wed. 7		NEC Quarter Finals	

WBB CONTACT: DAN GRIFFIN | EMAIL: DGRIFFIN@FRANCIS.EDU | (O) 814-472-3180



4-6 Overall	0-0 NEC
Head Coach-6th year Joe Haigh	51-40 NEC 73-94 Overall
4-6 last 10	L1 Streak*

Game  
11

4-6 Overall	0-0 WCC
Cheryl Sorenson Fourth Season	17-83 at Portland
4-6 last 10	L2 Streak

Saint Francis U at Portland | Chiles Center | Portland, Ore  
Wednesday, December 20 | 1PM PT / 4PM ET

### Tale of the Tape (2017-18)

	
76.3 PPG 80.3 opp. PPG	68.2 PPG 68.5 opp. PPG
36.8 fg % 45.6 opp. fg. %	40.7 fg % 40.8 opp. fg. %
25.7 3pt fg % 30.6 opp. 3pt fg %	26.6 3pt fg % 36.8 opp. 3pt fg %
72.7 FT % 68.2 opp. FT %	71.4 FT % 75.3 opp. FT %
41.2 RPG 44.4 opp RPG	38.9 RPG 33.2 opp RPG
14.7 APG 17.3 opp APG	14.6 APG 15.5 opp APG
17.5 TO PG 19.5 opp TO PG	16.6 TO PG 17.0 opp TO PG
4.8 Blocks PG 3.6 opp Blocks PG	1.7 Blocks PG 3.1 opp Blocks PG

### Series Notes

Overall: Portland 1-0
Streak: SFU L1
Last Red Flash Win: N/A

### Game Coverage

Video: TheW.TV
Radio: N/A
Live Stats: PortlandPilots.com

## PROBABLE STARTERS



#24 Kyasiah Duling

Sr. Forward  
5.6 PPG  
7.4 RPG  
2 APG



#34 Ace Harrison

Gr. Forward  
12.9 PPG  
6.4 RPG  
2 SPG



#23 Jessica Kovatch

Jr. Guard  
19.1 PPG  
2.5 RPG  
2.1 APG



#2 Caitlyn Kroll

R-Fr. Guard  
13.8 PPG  
4.4 RPG  
3.6 APG



#15 Maya Wynn

Sr. Forward  
5.5 PPG  
2.2 RPG  
1.2 APG



## 2017-18 Saint Francis U Basketball Roster

## Numerical Roster

No.	Name	Yr.	Pos.	Ht.	Hometown / High School
2	Caitlyn Kroll	So.	G	5-10	Bridgeport, Ohio / Bridgeport
3	Karson Swogger	Fr.	G	5-8	Bellwood, PA / BellwoodAntis
10	Leah Morrow	Fr.	G/F	5-9	Columbus, Ohio / Columbus Africentric
12	Jenna Mastellone	Fr.	G	5-10	New York City / Archbishop Molloy
13	Sam Sabino	R-So.	G	5-9	Rumson, N.J. / Rumson Fair Haven (New Hampshire)
15	Maya Wynn	Sr.	G	5-11	Reisterstown, Md. / McDonogh
20	Caitlin Carroll	So.	G	5-9	Middletown, New Jersey / Red Bank Catholic
21	AJ Timbers	R-So.	G/F	6-0	Philadelphia, PA / Neumann Gorretti (Towson)
22	Jillian Scott	So.	F	5-11	Summerhill, Pa. / Forest Hills
23	Jessica Kovatch	Jr.	G	5-9	Phillipsburg, N.J. / Phillipsburg
24	Kyasia Duling	R-Sr.	F	6-3	Zanesville, Ohio / New Albany (Duquesne)
30	Jill Falvey	Jr.	F	6-0	Lincroft, N.J. / Middletown South
32	Courtney Zezza	Jr.	F/C	6-4	Plum, Pa. / Plum
33	Cydney Smith	R-Sr.	F/C	6-3	Port Tobacco, Md. / St. Mary's Ryken
34	Ace Harrison	Gr.	F	6-2	Baltimore, MD / Digital Harbor (Maryland)
51	Haley Thomas	Fr.	G/F	5-11	Hooversville, PA / Bishop McCort

## Alphabetical Roster

No.	Name	Yr.	Pos.	Ht.	Hometown / High School
20	Caitlin Carroll	So.	G	5-9	Middletown, New Jersey / Red Bank Catholic
24	Kyasia Duling	R-Sr.	F	6-3	Zanesville, Ohio / New Albany (Duquesne)
30	Jill Falvey	Jr.	F	6-0	Lincroft, N.J. / Middletown South
34	Ace Harrison	Gr.	F	6-2	Baltimore, MD / Digital Harbor (Maryland)
23	Jessica Kovatch	Jr.	G	5-9	Phillipsburg, N.J. / Phillipsburg
2	Caitlyn Kroll	So.	G	5-10	Bridgeport, Ohio / Bridgeport
12	Jenna Mastellone	Fr.	G	5-10	New York City / Archbishop Molloy
10	Leah Morrow	Fr.	G/F	5-9	Columbus, Ohio / Columbus Africentric
13	Sam Sabino	R-So.	G	5-9	Rumson, N.J. / Rumson Fair Haven (New Hampshire)
22	Jillian Scott	So.	F	5-11	Summerhill, Pa. / Forest Hills
33	Cydney Smith	R-Sr.	F/C	6-3	Port Tobacco, Md. / St. Mary's Ryken
3	Karson Swogger	Fr.	G	5-8	Bellwood, PA / BellwoodAntis
51	Haley Thomas	Fr.	G/F	5-11	Hooversville, PA / Bishop McCort
21	AJ Timbers	R-So.	G/F	6-0	Philadelphia, PA / Neumann Gorretti (Towson)
15	Maya Wynn	Sr.	G	5-11	Reisterstown, Md. / McDonogh
32	Courtney Zezza	Jr.	F/C	6-4	Plum, Pa. / Plum
51	Haley Thomas	Fr.	G/F	5-11	Hooversville, PA / Bishop McCort

## Pronunciation Guide

#12 Mastellone (Mas-Tuh-Loan)

#24 Kyasia Duling (Ky-A-Zuh Dooling)

Joe Haigh (Rhymes with Vague)

Kyle Hejmowski (Hedge-mowski)

Janicia-(Juh-knee-she-uh)

Rachel Halaszynski (Hal-uh-zin-ski)

Head Coach: Joe Haigh (Notre Dame '95)

Assistant Coaches: Kyle Hejmowski (Canisius '03)

Vanessa Abel (Duquesne '10)

Janicia Anderson (Wilberforce '10)

Director of Operations: Rachel Halaszynski (PSU- McKeesport '12)



## OPPONENT NOTES

- Portland was picked to finish 10th in the West Coast Conference
- The Pilots have been tough in the Chiles Center, posting a 4-3 record, but have lost their last two at home
- Like the Red Flash, Portland has balance, with three players averaging in double figures
- Junior forward Julie Spencer leads the team in scoring (11.8ppg) and rebounds, 7.7 (ppg)
- The Pilots have averaged 68 points per game and have topped 70 in each of their wins
- This is a return trip from a 1993 game in Loretto between the two teams, the only meeting to date
- Portland averages about four made threes per game and has allowed opponents to hit over nine per contest

### Portland (0-1)

Home: 0-1; Away: 0-0; Neutral: 0-0

Year	W/L	SFU	Opp	Site
1993-94	L	77	84	H

## LAST TIME OUT

- Portland lost 91-70 at home against Weber State
- The Pilots were cold from three, going just 2-18
- Kate Andersen led three players in double figures with 14
- Portland controlled the glass, winning the rebounding battle 43-31
- The Pilots also controlled the paint, out scoring the Wildcats 28-14 in the paint
- Weber State hit 13 of 29 threes

### PORTLAND PILOTS

NO.	NAME	POS.	HT.	YR.	HOMETOWN/PREVIOUS SCHOOL
1	KATE ANDERSEN	G	5-9	SO.	PORTLAND, ORE. / JESUIT HS
3	JOSIE MATZ	G	5-10	FR.	TACOMA, WASH. / WILSON HS
11	LISAMARIE KAEMPF	F	6-2	JR.	ASCHAFFENBURG, GERMANY / FRIEDRICHDESSAUER GYMNASIUM
14	JAYCE GORZEMAN	F	6-0	FR.	LAS CRUCES, N.M. / MAYFIELD HS
15	MADDIE MUHLHEIM	G	5-7	FR.	PORTLAND, ORE. / SUNSET HS
20	ERIKA KANKFELT	F	6-0	FR.	ESPOO, FINLAND / MAKELANRINNE SPORTS HS
22	KRISTINA WOOLDRIDGE	F	6-2	FR.	SAN LEANDRO, CALIF. / BISHOP O'DOWD HS
23	JULIE SPENCER	F	6-2	JR.	CHEHALIS, WASH. / W.F. WEST HS
24	RACHELLE OWENS	G	5-7	R-SR.	CARSON, CALIF. / CARSON HS
30	KEALA QUINLAN	F	6-0	SO.	PAPAKOLEA, HAWAII / ROOSEVELT HS
32	DARIAN SLAGA	G	5-8	JR.	PRESCOTT VALLEY, ARIZ. / BOULDER CREEK HS
33	ASHLEY GRAY	F	6-1	SR.	YAKIMA, WASH. / WEST VALLEY HS
35	SARA ZARAGOZA	C	6-4	SR.	MADRID, SPAIN / INSITUTO VERITAS
44	LAUREN WALKER	C	6-5	FR.	WINDSOR, CALIF. / CARDINAL NEWMAN HS

### ABOUT Portland

#### Previous Game Starters

1	KATE ANDERSEN	F
23	JULIE SPENCER	F High Scorer
24	RACHELLE OWENS	G High Rebounder
32	DARIAN SLAGA	G Assists Leader
35	SARA ZARAGOZA	C

Head Coach Cheryl Sorenson (Washington, 2003)  
17-83 at Portland

#### Last Time Out: L, 91-70 vs Weber State



## FLASH POINTS

- Saint Francis dropped its third-straight road game at Gonzaga
- SFU snapped a three-game home losing streak to DI opponents with a win over Youngstown State
- The Red Flash led the nation in threes made in the regular season at 10.8 threes per game
- This season, SFU is averaging nine threes per game
- Jess Kovatch led the Red Flash and was #2 in the nation in threes making 107 and 3.5/game
- This season, Kovatch is averaging 2.8 threes per game but made five against Cincinnati and William and Mary
- Kovatch was named to the Lieberman Award watch list for the second-straight year
- With 15 against Gonzaga, Kovatch topped 1500 career points, the 10th player to do so in SFU women's basketball history
- Courtney Zezza leads the NEC at just under three blocks per game
- The Red Flash were held without a block against Gonzaga, they had come into the game averaging nearly six blocks per game as a team

## LAST TIME OUT

- Saint Francis dropped a 97-74 contest at Gonzaga
- SFU was led by Kovatch's 15 and Wynn's 15
- A balanced effort, four players reached double figures
- SFU struggled with Gonzaga's size, getting out rebounded 54-19
- SFU forced 21 Gonzaga turnovers, the second-most turnovers this season for the Bulldogs
- SFU turned those 21 turnovers into 23 points
- Caitlyn Kroll was named NEC Rookie of the Week after a 13 point 5 rebound 3 assist effort on Sunday

## SFU'S RECORD WHEN (2017-18)...

## ALL 17-18 NEC

playing at HOME	2-1	0-0
playing on the ROAD	1-4	0-0
Neutral Site	1-1	N/A
Leading or tied at halftime	4-2	0-0
trailing at halftime	0-4	0-0
the SAINT FRANCIS offense...		
shoots 50% or higher	0-0	0-0
shoots less than 50%	4-6	0-0
shoots higher than opponent	3-0	0-0
shoots lower than opponent	1-6	0-0
hits 8 or more three-pointers	4-2	0-0
hits 7 or fewer three-pointers	0-4	0-0
the OPPOSING offense...		
shoots less than 50%	4-2	0-0
shoots 50% or higher	0-4	0-0
the RED FLASH score...		
60 points or fewer	0-1	0-0
61-70 points	0-2	0-0
71-80 points	3-1	0-0
81-90 points	0-2	0-0
91 or more points	1-0	0-0
more points in paint than opp.	2-2	0-0
fewer or same points in paint	2-4	0-0
more than opponent	4-0	0-0
fewer than opponent	0-6	0-0
more bench pts than opp.	2-1	0-0
fewer or same bench pts than opp.	2-5	0-0
more 2nd chance pts than opp.	2-2	0-0
fewer or same 2nd chance pts	2-4	0-0
out-REBOUNDING an opponent	2-1	0-0
same REBOUNDS as opponent	0-0	0-0
being out-REBOUNDED by an opponent	2-5	0-0
committing...		
fewer turnovers than an opponent	3-3	0-0
more turnovers than an opponent	1-3	0-0
same turnovers as opponent	0-0	0-0
playing in games...		
decided by 3 points or less	0-0	0-0
decided by 4-to-10 points	1-2	0-0
decided in OVERTIME	0-0	N/A
against RANKED opponents	0-0	N/A
following a LOSS	2-3	0-0
following a WIN	2-2	0-0
playing in the month of...		
November	3-4	N/A
December	1-2	0-0
January	0-0	0-0
February	0-0	0-0
March	0-0	N/A
tipping off...(ET)		
before 5 p.m.	3-2	0-0
at 5 p.m.	0-1	0-0
after 5 p.m.	1-3	0-0

## MEDIA INFORMATION

## CREDENTIALS

Requests for media credentials should be made directly to Assistant Director of Athletics Communications Dan Griffin. Credentials will be available at the Will Call window at the Stokes Center.

## GAME DAY SERVICES

Pregame notes, halftime and final statistics plus a play-by-play account of the game will be available to all members of the working media. Saint Francis head coach Joe Haigh and student-athletes will be available for interviews following a brief cooling-off period and a radio post-game interview.

## INTERVIEWS

Interviews with head coach Joe Haigh, his staff and players can be arranged through Assistant Director of Athletics Communications Dan Griffin. Players and coaches will be available after the game either in the media room or on-court after a short cooling-off period. Players and coaches during the week are available for both in-person and telephone interviews.

## RADIO INFORMATION

Permission to broadcast games is granted through the Saint Francis Office of Athletics Communications. Arrangements for a line should be made at least two weeks in advance of the game (when possible).





# SAINT FRANCIS

## JOE HAIGH

Head Coach

Sixth Season

Tenth at SFU

### NOTING HAIGH...

► Led the Red Flash to their first road win over a power-5 team, a 103-100 win at Wisconsin and the program's and the NEC's first post-season win a 79-68 win over Campbell in the WBI

► Coached freshman Jessica Kovatch to one of the finest freshman seasons in the NCAA. The Phillipsburg, New Jersey native led the NCAA in freshman scoring at 20.9 points per game and set an NEC freshman scoring record with 615 points in the regular season

► Coached four new starters to an 11-win NEC campaign and an NEC-best 17th trip to the NEC semi-finals. Additionally, SFU became the first school to 300 NEC wins with a 62-54 win over Robert Morris.

► Coached Alex Hayward to a 22.3 points per game average, a mark that was tops in the NEC and fourth in the NCAA...Hayward set the Saint Francis record with 300 made three pointers in her career and was invited to the WNBA combine, the second straight season where a Red Flash has been invited to the combine.

► Led Saint Francis U to its second consecutive Northeast Conference Championship game in 2013-14. SFU has now made it to 16 conference title games in the past 21 seasons. The mark ranks second in the nation to only the University of Connecticut.

► Coached Alli Williams to one of the most impressive seasons in Northeast Conference history. The Altoona, Pa.

native set an NEC record for points per game in a single season at 25.3 and is now playing professionally in Germany.

► Guided the best one-two punch in the entire Northeast Conference in 2013-14 with Alexa Hayward combining with Williams for 42.6 points per game last season. Hayward graduated after last season and set the SFU record for career three-pointers with 300.

► Led Saint Francis U to its first-ever Non-NCAA post-season tournament appearance as SFU was invited to play in the Women's Basketball Invitational (WBI).

► Was named the seventh head coach in program history by former President Rev. Gabriel Zeis, T.O.R., on April 26, 2012.

### HAIGH'S YEARLY RECORDS

Year	School	Record	Conf.	Postseason
2012-13	Saint Francis U	17-16	10-8	NEC Final
2013-14	Saint Francis U	15-17	11-7	NEC Final
2014-15	Saint Francis U	6-23	5-13	N/A
2015-16	Saint Francis U	14-17	11-7	NEC Semis
2016-17	Saint Francis U	17-15	13-5	WBI 2R



**HOMETOWN:** Puyallup, Wash.

**ALMA MATER:** Notre Dame '95

**FAMILY:** Wife: Sherri; Children (5): Anna, Teresa, Patrick, Daniel, and Mary

### BASKETBALL RÉSUMÉ

#### COACHING

##### Saint Francis University

Head Coach ..... 2012-Present  
Assistant Coach ..... 2008-12

##### Virginia Commonwealth University

Director of Basketball Operations ..... 2006-08

##### Benedictine High School

Head Coach ..... 2005-06

##### Randolph-Macon College

Assistant Coach ..... 2004-05

##### Thomas Jefferson High School

Assistant Coach ..... 2003-04

#### PLAYING

Green River Community College ..... 1991-1992

#### EDUCATION

Notre Dame . . . Bachelor's Degree in Accounting ('95)  
VCU . . . . . Master's Degree in Sport Leadership ('05)





## INDIVIDUAL SUPERLATIVES

Date	Opponent	Points	Rebounds	Assists	Steals	Blocks
Nov. 10	Toledo (WNIT)	Kovatch (21)	Zezza (7)	Kroll (3)	Three (3)	Zezza (5)
Nov 17	SEMO (WNIT)	Kroll (16)	Kroll (10)	Harrison (4)	Harrison (5)	Zezza (2)
Nov 18	ODU or GMU	Kroll (16)	Duling (11)	Three (3)	Zezza (3)	Zezza (3)
Nov 21	Seton Hill	Kovatch (25)	Duling (13)	Kroll (6)	Two (3)	Two (2)
Nov 27	Cincinnati	Kovatch (33)	Harrison (10)	Three (3)	Kovatch (3)	Zezza (2)
Nov 30	Duquesne	Kroll (18)	Duling (15)	Duling (3)	Three (2)	Zezza (3)
Dec 2	WILLIAM AND MARY	Kovatch (31)	Duling (10)	Kroll (5)	Two (3)	Zezza (1)
Dec 6	Columbia	Kroll (23)	Harrison (7)	Harrison (4)	Kovatch (3)	Harrison (3)
Dec 9	YOUNGSTOWN ST	Kovatch (19)	Duling (9)	Two (4)	Wynn (3)	Smith (3)
Dec 17	Gonzaga	Two (15)	Kroll (5)	Kroll (3)	Two (3)	None
Dec 20	Portland					
Dec 21	Boise State					
Dec 29	Sacred Heart					
Dec 31	Fairleigh Dickinson					
Jan 6	ST FRANCIS BROOKLYN					
Jan 8	LIU BROOKLYN					
Jan 13	Robert Morris					
Jan 20	MOUNT ST MARY'S					
Jan 22	at Wagner					
Jan 27	CENTRAL CONNECTICUT ST					
Jan 29	BRYANT					
Feb 3	ROBERT MORRIS					
Feb 10	St. Francis Brooklyn					
Feb 12	LIU Brooklyn					
Feb 17	SACRED HEART					
Feb 19	FAIRLEIGH DICKINSON					
Feb 24	Central Connecticut State					
Feb 26	Bryant					
Mar 2	Mount St. Mary's					
Mar 4	WAGNER					



## STARTING LINEUPS

Date	Opponent	G	G	F	F	F
Nov. 3	PITT JOHNSTOWN (Exh)	Kovatch	Kroll	Zezza	Falvey	Harrison
Nov 10	Toledo	Kovatch	Kroll	Wynn	Harrison	Zezza
Nov 17	SEMO (WNIT)	Kovatch	Kroll	Wynn	Harrison	Zezza
Nov 18	Old Dominion	Kovatch	Kroll	Morrow	Harrison	Duling
Nov 21	Seton Hill	Kovatch	Kroll	Morrow	Harrison	Duling
Nov 27	Cincinnati	Kovatch	Kroll	Morrow	Harrison	Duling
Nov 30	Duquesne	Kovatch	Kroll	Morrow	Harrison	Duling
Dec 2	WILLIAM AND MARY	Kovatch	Kroll	Morrow	Harrison	Duling
Dec 6	Columbia	Kovatch	Kroll	Morrow	Harrison	Duling
Dec 9	YOUNGSTOWN ST	Kovatch	Kroll	Wynn	Harrison	Zezza
Dec 17	Gonzaga	Kovatch	Kroll	Wynn	Harrison	Duling
Dec 20	Portland					
Dec 21	Boise State					
Dec 29	Sacred Heart					
Dec 31	Fairleigh Dickinson					
Jan 6	ST FRANCIS BROOKLYN					
Jan 8	LIU BROOKLYN					
Jan 13	Robert Morris					
Jan 20	MOUNT ST MARY'S					
Jan 22	at Wagner					
Jan 27	CENTRAL CONNECTICUT ST					
Jan 29	BRYANT					
Feb 3	ROBERT MORRIS					
Feb 10	St. Francis Brooklyn					
Feb 12	LIU Brooklyn					
Feb 17	SACRED HEART					
Feb 19	FAIRLEIGH DICKINSON					
Feb 24	Central Connecticut State					
Feb 26	Bryant					
Mar 2	Mount St. Mary's					
Mar 4	WAGNER					



# SAINT FRANCIS



**20 Caitlin  
Carroll**

Guard | SO | 5-8  
Red Bank, NJ | Red Bank Catholic

**FRESHMAN (2016-17)** Played in 21 games for the Red Flash off the bench as a freshman...Had a career high 11 points in SFU's win at Mount St. Mary's and scored six points on a pair of threes at #19 South Florida

**BEFORE SFU** - Two-year captain and two-sport athlete at Red Bank Catholic (basketball, track)...Helped lead Red Bank to two Shore Conference championships and a state title.

**PERSONAL** -Daughter of Susanne and Terence Carroll...Plans to major in business administration.

## GAME-BY-GAME STATS

SFU-W Individual Game-by-Game (as of Dec 11, 2017)  
All games

#20 CARROLL, Caitlin

Opponent	Date	gs	min	Total fg-fga	pts	3-Pointers fg-fga	pts	Free throws ft-fa	pts	Rebounds off	def	tot	avg	pf	a	blk	stl	pts. avg
at Toledo Rockets	11/10/	dnp	-	-	-	-	-	-	-	-	-	-	-	-	-	-	-	-
vs Southeast Missouri	11/17/	dnp	-	-	-	-	-	-	-	-	-	-	-	-	-	-	-	-
vs Old Dominion	11/18/	1	0-1	0-1	0	0-0	0-0	0-0	0	0	0	0	0.0	0	0	0	0	0.0
SETON HILL	11/21/	4	0-2	0-2	0	0-0	0-0	0-0	0	0	0	0	0.0	0	1	0	0	0.0
at Cincinnati	11/27/	dnp	-	-	-	-	-	-	-	-	-	-	-	-	-	-	-	-
at Duquesne	11/30/	dnp	-	-	-	-	-	-	-	-	-	-	-	-	-	-	-	-
WM	12/02/	dnp	-	-	-	-	-	-	-	-	-	-	-	-	-	-	-	-
at Columbia	12/06/	dnp	-	-	-	-	-	-	-	-	-	-	-	-	-	-	-	-
YSU	12/09/	dnp	-	-	-	-	-	-	-	-	-	-	-	-	-	-	-	-
Totals		0	5	0-3	0	0-3	0	0-0	0	0	0	0	0.0	0	1	0	0	0.0

Games played: 2  
Minutes/game: 2.5  
FG pct: 0.0  
3FG pct: 0.0

Assists/game: 0.5  
Assists/turnover ratio: 99.9

### CAREER STATS

Season	GP-GS	PTS-AVG	REB-AVG	A	BLK	STL
2016-17	21-0	24-1.1	14-0.7	6	0	2
TOTALS	21-0	24-1.1	14-0.7	6	0	2

### CAREER HIGHS

PTS	11 at Mt Saint Mary's
REB	3 at Mt Saint Mary's
AST	2 at Mt Saint Mary's
STEALS	1, Twice

### SEASON HIGHS

PTS	N/A
REB	N/A
AST	N/A
STEALS	N/A



# SAINT FRANCIS



**24 Kyasia Duling**

Forward | SR | 6-3  
Zanesville, OH | New Albany (Duquesne)

R-Junior (2016-17): Injured foot/ankle prior to being eligible in December...missed entire season due to injury

Junior (2015-16): Transferred to Saint Francis from Duquesne in December, will be eligible to play for the Flash after the first semester

Sophomore (2014-15) Played in 28 games ... career-high with 11 points against Saint Francis U ... career-high seven rebounds off the bench against Kent State.

Freshman (2013-14) Played in 17 games ... missed eight games to due injury ... scored season-high eight points and four rebounds at Morehead State.

High School :Ohio Girls Basketball Report Top 25 Seniors ... Associated Press Division I Central All-District Special Mention ... led New Albany High School to 17 wins while averaging a double-double of 11.2 points per game and 10.3 rebounds per game as a junior ... led the Eagles to a third place finish in Ohio Capital Conference Capital Division with a 10-4 league record ... named to the Ohio Capital Conference Capital Division First-Team ... before moving to New Albany, she attended Licking Heights High School where she was named Division II All-Central Honorable Mention by The Columbus Dispatch in 2010 ... ranked the 282nd best player in the country by Blue Star Basketball, the 290th best player in the country by All Star Girls Report and All-Ohio Honorable Mention by JHuddle.com ... played AAU ball for the Cincy Angels..

Personal Full name is Kyasia Rae Duling ... majoring in marketing and digital media.

## GAME-BY-GAME STATS

SFU-W Individual Game-by-Game (as of Dec 17, 2017)  
All games

#24 DULING, Kyasia

Opponent	Date	gs	min	Total		3-Pointers		Free throws		Rebounds			pf	a	t/o	blk	stl	pts	avg	
				fg	pct	3fg	pct	ft	pct	off	def	tot								avg
at Toledo Rockets	11/10/	16	1-3	.33	0-0	.00	3-4	.75	4	0	4	4.0	4	0	3	0	2	5	5.0	
vs Southeast Missouri	11/17/	19	2-9	.22	0-2	.00	0-0	.00	1	3	4	4.0	3	1	2	0	1	4	4.5	
vs Old Dominion	11/18/	*	17	1-1	1.00	0-0	.00	1-2	.50	5	6	11	6.3	1	3	1	1	0	3	4.0
SETON HILL	11/21/	*	16	4-7	.57	0-2	.00	2-2	1.00	5	8	13	8.0	2	1	3	0	0	10	5.5
at Cincinnati	11/27/	*	17	0-1	.00	0-1	.00	0-0	.00	1	2	3	7.0	3	1	2	0	0	0	4.4
at Duquesne	11/30/	*	29	3-4	.75	0-0	.00	3-4	.75	11	4	15	8.3	2	3	0	2	2	9	5.2
WM	12/2/1	*	26	2-6	.33	0-0	.00	1-2	.50	6	4	10	8.6	4	4	2	0	1	5	5.1
at Columbia	12/06/	*	19	4-6	.66	0-0	.00	2-2	1.00	2	0	2	7.8	5	0	1	0	1	10	5.8
YSU	12/9/1	17	3-6	.50	0-0	.00	0-0	.00	4	5	9	7.9	3	3	2	0	0	6	5.8	
at Gonzaga	12/17/	*	20	2-4	.50	0-1	.00	0-0	.00	1	2	3	7.4	3	2	1	0	0	4	5.6
Totals		7	196	22-47	.46	0-6	.00	12-16	.75	40	34	74	7.4	30	18	17	3	7	56	5.6

Games played: 10  
Minutes/game: 19.6  
Points/game: 5.6  
FG Pct: 46.8  
3FG Pct: 0.0  
FT Pct: 75.0

Rebounds/game: 7.4  
Assists/game: 1.8  
Turnovers/game: 1.7  
Assist/turnover ratio: 1.1  
Steals/game: 0.7  
Blocks/game: 0.3

### CAREER STATS (SFU)

YEAR	GP-GS	PTS-AVG	REB-AVG	A	BLK	STL
2017-18						

### CAREER HIGHS

PTS	N/A
REB	N/A
AST	N/A
STEALS	N/A

### SEASON HIGHS

PTS	10 vs two teams
REB	15, vs Duquesne
AST	3 vs Two Teams
STEALS	2 vs Toledo



# SAINT FRANCIS



**30 Jill Falvey**

Forward | JR | 6-0  
Lincroft, NJ | Middletown South

**SOPHOMORE (2016-17)** Saw action for the Red Flash in 28 games with two starts as a sophomore. Scored a career-best five points on four different occasions. Tallied a season-high four rebounds against LIU Brooklyn.

**FRESHMAN (2015-16)** - Saw action in 14 games off the bench for the Red Flash... Scored four points on the season including hitting a three in the win over Coastal Carolina... Recorded three rebounds on the year including two against Pitt and recorded two steals on the season.

**BEFORE SFU** - A four-year varsity basketball player at Middletown South High School, Falvey comes to Loretto from a very successful basketball background ... Captain of her team and helped lead them to a 2014 State Sectional Championship, as well as, semifinalist appearances in 2012 and 2013 ... Also won two State Championships in 2007 and 2010 for head coach Joe Whalen with her AAU team, NJ Shoreshots Select, in addition to a Junior National Championship in 2011.

**PERSONAL** - The daughter of Debbie and Jim Falvey, Jill was a member of the National Honor Society and the Spanish National Honor Society in high school ... Majors in business.

## GAME-BY-GAME STATS

### SFU-W Individual Game-by-Game (as of Dec 17, 2017) All games

#### #30 FALVEY, JILL

Opponent	Date	gs	min	Total		3-Pointers		Free throws		Rebounds				pf	a	t/o	blk	stl	pts	avg
				fg	fga	3fg	3fga	ft	fta	off	def	tot	avg							
at Toledo Rockets	11/10/	3	0-0	.00	0-0	.00	0-0	.00	0-0	0	0	0	0.0	0	0	0	0	0	0	0.0
vs Southeast Missouri	11/17/	3	0-1	.00	0-1	.00	0-0	.00	0-0	0	0	0	0.0	0	0	0	0	0	0	0.0
vs Old Dominion	11/18/	7	0-2	.00	0-2	.00	0-0	.00	0-0	0	1	1	0.3	0	1	0	0	0	0	0.0
SETON HILL	11/21/	7	0-1	.00	0-1	.00	0-0	.00	0-0	3	0	3	1.0	0	0	0	1	0	0	0.0
at Cincinnati	11/27/	dnp	-	-	-	-	-	-	-	-	-	-	-	-	-	-	-	-	-	-
at Duquesne	11/30/	dnp	-	-	-	-	-	-	-	-	-	-	-	-	-	-	-	-	-	-
WM	12/2/1	2	0-0	.00	0-0	.00	0-0	.00	0-0	0	0	0	0.8	0	0	0	0	0	0	0.0
at Columbia	12/06/	4	0-0	.00	0-0	.00	0-0	.00	0-0	1	0	1	0.8	0	0	0	0	0	0	0.0
YSU	12/9/1	dnp	-	-	-	-	-	-	-	-	-	-	-	-	-	-	-	-	-	-
at Gonzaga	12/17/	3	0-0	.00	0-0	.00	0-0	.00	0-0	0	1	1	0.9	0	0	0	0	0	0	0.0
Totals		0	29	0-4	.00	0-4	.00	0-0	.00	4	2	6	0.9	0	1	1	0	0	0	0.0

Games played: 7  
Minutes/game: 4.1  
FG Pct: 0.0  
3FG Pct: 0.0

Rebounds/game: 0.9  
Assists/game: 0.1  
Turnovers/game: 0.1  
Assist/turnover ratio: 1.0

#### CAREER STATS

Season	GP-GS	PTS-AVG	REB-AVG	A	BLK	STL
2015-16	14-0	3-0.1	2-0.1	0	0	2
2016-17	27-2	24-.9	27-1.0	5	1	2
TOTALS	41-2	27-0.7	29-0.7	0	1	4

#### CAREER HIGHS

PTS	5 vs Three Teams
REB	4 vs LIU Brooklyn (1/7/17)
AST	1 vs Two Teams
STEALS	1 vs Three Teams

#### SEASON HIGHS

PTS	N/A
REB	N/A
AST	1, vs ODU
STEALS	N/A





# SAINT FRANCIS



34 Ace

Harrison

Forward | GR | 6-3

Baltimore, MD | Digital Harbor

JUNIOR (2016-17)-Named Northeast Conference (NEC) Defensive Player of the Year and First-Team All-NEC....Played in 28 games with 22 starts, averaged 12.8 points and 8.8 rebounds. Her 3.53 steals per game ranked sixth in the NCAA. Had a career high 26 against Columbia and pulled down 17 rebounds in a win over Coastal Carolina.

BEFORE SFU: Played three seasons at Maryland, including one redshirt season... Averaged 1.5 points and two rebounds as a redshirt sophomore in 2015-16...A part of Maryland's Final Four run as a redshirt freshman and won 67 games in her two playing seasons in College Park...She totaled over 1400 points and 1300 rebounds as a four-year starter at Digital Harbor, leading Digital Harbor to the Baltimore City Division I title as a senior. Harrison also totaled over 500 assists and 250 steals in high school and was ranked as high as 28 (Blue Star Report) and 70 (ESPN) in their top-100 recruit rankings.

PERSONAL: Graduated in three years from Maryland with a degree in American Studies...Enrolled in Graduate School at SFU, this is her final year of eligibility

## GAME-BY-GAME STATS

### SFU-W Individual Game-by-Game (as of Dec 17, 2017) All games

#### #34 HARRISON, Ace

Opponent	Date	gs	min	Total		3-Pointers		Free throws		Rebounds				pf	a	t/o	blk	stl	pts	avg	
				fg	pct	3fg	pct	ft	pct	off	def	tot	avg								
at Toledo Rockets	11/10/	*	31	5-9	.55	2-2	1.00	4-4	1.00	1	4	5	5.0	1	1	6	1	1	16	16.0	
vs Southeast Missouri	11/17/	*	27	2-9	.22	1-6	.16	6-8	.75	3	3	6	5.5	4	4	2	1	5	11	13.5	
vs Old Dominion	11/18/	*	21	4-7	.57	1-3	.33	1-3	.33	2	2	4	5.0	4	2	0	0	2	10	12.3	
SETON HILL	11/21/	*	22	7-11	.63	2-6	.33	3-4	.75	5	6	11	6.5	3	2	0	0	1	19	14.0	
at Cincinnati	11/27/	*	33	10-16	.62	3-6	.50	1-3	.33	5	5	10	7.2	3	2	1	1	2	24	16.0	
at Duquesne	11/30/	*	23	2-6	.33	0-1	.00	3-7	.42	1	3	4	6.7	5	1	4	1	1	7	14.5	
WM	12/2/1	*	24	5-11	.45	0-3	.00	3-4	.75	2	4	6	6.6	4	2	5	0	3	13	14.3	
at Columbia	12/06/	*	34	3-10	.30	0-2	.00	0-1	.00	2	5	7	6.6	4	4	0	3	0	6	13.3	
YSU	12/9/1	*	22	3-7	.42	0-2	.00	7-7	1.00	4	3	7	6.7	3	4	3	2	1	13	13.2	
at Gonzaga	12/17/	*	22	3-7	.42	0-4	.00	4-4	1.00	1	3	4	6.4	5	2	2	0	3	10	12.9	
Totals			10	259	44-93	.47	9-35	.25	32-45	.71	26	38	64	6.4	36	24	23	9	19	129	12.9

Games played: 10  
Minutes/game: 25.9  
Points/game: 12.9  
FG Pct: 47.3  
3FG Pct: 25.7  
FT Pct: 71.1

Rebounds/game: 6.4  
Assists/game: 2.4  
Turnovers/game: 2.3  
Assist/turnover ratio: 1.0  
Steals/game: 1.9  
Blocks/game: 0.9

### CAREER STATS

Season	GP-GS	PTS-AVG	REB-AVG	A	BLK	STL
2016-17	27-21	343-12.7	233-8.6	64	26	95
TOTALS	27-21	343-12.7	233-8.6	64	26	95

### CAREER HIGHS

PTS 26 Vs Columbia (11/19/16)  
REB 17 at Coastal Carolina (12/12/16)  
AST 7 at Marquette (11/16/15)  
STEALS 11 at Central Connecticut (2/20/17)

### SEASON HIGHS

PTS 14 vs Cincinnati  
REB 10 vs Cincinnati  
AST 4 vs SEMO  
STEALS 5 vs SEMO





# SAINT FRANCIS



23 Jessica

Kovatch

Guard | JR | 5-9

Phillipsburg, NJ | Phillipsburg

SOPHOMORE (2015-16)-Named Northeast Conference First Team and ECAC-All Star... Won three NEC Player of the Week Awards...Named to Nancy Liebermann Watch List for nation's top point guard...Became 25th player to reach 1000 points in 47 games or fewer doing so at Robert Morris.... 11th in the NCAA in scoring at 21.2 points per game... Broke the Saint Francis single-season record for made threes with 110, seventh in NCAA...Topped 30 points three times including a career-high 45 vs Central Connecticut

FRESHMAN (2015-16) - The Northeast Conference and ECAC Rookie of the Year... Named NEC Second-Team All-Conference...Won a NEC-Record 13 NEC Rookie of the Week Awards including a record 11 straight...Named a "Face in the Crowd" in the February 29th edition of Sports Illustrated...Set SFU and NEC freshman scoring record with 649 points...Led all NCAA Freshmen in scoring at 20.9 ppg...Became the first SFU freshman to score 30 points in a game (Coastal Carolina), topped the 30 point mark four times... Led the Red Flash in scoring and steals (61), third on the team in rebounds (112)

BEFORE SFU - The 2014 West Jersey Player of the Year and Warren County All-First Team and Player of the Year. Kovatch joins the Red Flash women's basketball program out of Phillipsburg, N.J. A two-sport athlete for the Bobcats in basketball and lacrosse ... She was the first underclassmen to score 1,000 points and had the highest total after three seasons at 1,176 ... Kovatch's team in 2013 and 2014 won the Skyland Conference Raritan Division Championship.

PERSONAL - The daughter of Becky and Edward Kovatch ... is majoring in business

## GAME-BY-GAME STATS

### SFU-W Individual Game-by-Game (as of Dec 17, 2017) All games

#### #23 KOVATCH, Jessica

Opponent	Date	gs	min	Total		3-Pointers		Free throws		Rebounds				pf	a	t/o	blk	stl	pts	avg	
				fg	fga	pct	3fg	3fga	pct	ft	fta	pct	off								def
at Toledo Rockets	11/10/	*	35	6-17	.35	4-12	.33	5-7	.71	2	3	.50	2	2	8	1	3	21.2	10		
vs Southeast Missouri	11/17/	*	30	4-14	.28	2-6	.33	0-0	.00	0	1	.00	0	1	1	3.0	2	1	10	15.5	
vs Old Dominion	11/18/	*	27	3-10	.30	1-6	.16	1-2	.50	1	1	.20	1	2	3	3	1	0	8	13.0	
SETON HILL	11/21/	*	21	7-19	.36	2-9	.22	9-12	.75	1	3	.33	3	4	7	3.0	1	3	25	16.0	
at Cincinnati	11/27/	*	33	10-21	.47	5-13	.38	8-9	.88	0	3	.00	3	3	6	3.0	1	2	33	19.4	
at Duquesne	11/30/	*	25	4-11	.36	2-5	.40	1-2	.50	0	0	.00	0	2	2	2.5	2	1	11	18.0	
WM	12/2/1	*	31	10-23	.43	5-12	.41	6-6	1.00	2	2	1.00	2	4	6	2.7	4	2	31	19.9	
at Columbia	12/06/	*	24	7-19	.36	2-11	.18	2-3	.66	0	0	.00	0	2	2	2.4	4	1	2	18	19.6
YSU	12/9/1	*	32	6-19	.31	4-10	.40	3-5	.60	0	3	.00	3	3	6	2.4	2	3	2	19	19.6
at Gonzaga	12/17/	*	32	6-24	.25	0-10	.00	3-3	1.00	2	1	.50	2	1	3	2.5	2	2	0	15	19.1
Totals			10	290	63-177	.35	27-94	.28	38-49	.77	8	17	25	2.5	23	20	27	2	13	191	19.1

Games played: 10  
Minutes/game: 29.0  
Points/game: 19.1  
FG Pct: 35.6  
3FG Pct: 28.7  
FT Pct: 77.6

Rebounds/game: 2.5  
Assists/game: 2.0  
Turnovers/game: 2.7  
Assist/turnover ratio: 0.7  
Steals/game: 1.3  
Blocks/game: 0.2

## All-Time Career Points

1.	Jess Zinobile	1996-00	2,338
2.	Alli Williams	2010-14	2,170
3.	Beth Swink	2001-05	2,127
4.	Alexa Hayward	2011-15	1,779
5.	Mary Markey	1994-98	1,709
6.	Colleen Joyce	1992-96	1,644
7.	Samantha Leach	2007-11	1,624
8.	Stacy Alexander	1992-96	1,566
9.	Britney Hodges	2006-10	1,529
10.	<b>Jessica Kovatch</b>	<b>2015-</b>	<b>1,501</b>
11.	Carlin Chesick	1999-03	1,477
12.	Tonjee Ward	2000-04	1,460
13.	Barb Miller	1983-87	1,366
14.	Erin Murphy	1989-93	1,254
15.	Diane Ferrara	1978-82	1,243
16.	Vesna Drazetic	1988-92	1,216
17.	Allison Daly	2007-11	1,173
18.	Colleen Curley	1978-82	1,133
19.	Jen DeFilippo	1996-00	1,125
20.	Maureen Logan	1989-93	1,122
21.	Brittany Lilley	2008-13	1,084
22.	Cheril Meier	1982-86	1,063
23.	Beth Barnabei	1996-00	1,034
24.	Michele Rehm	1989-93	1,015
25.	Aisha Brock	2012-16	1,003

### CAREER STATS

Season	GP-GS	PTS-AVG	REB-AVG	A	BLK	STL
2015-16	31-31	649-20.8	112-3.6	46	8	61
2016-17	31-31	661-21.3	108-3.5	60	8	73
TOTALS	62-62	1310-21.1	220-3.55	106	16	134

### CAREER HIGHS

PTS	45 vs CCSU (1/21/17)
REB	8 vs Two Teams
AST	4 vs Five Teams
STEALS	8 Vs two teams

### SEASON HIGHS

PTS	33vs Cincinnati
REB	5 vs Toledo
AST	3 vs Two Teams
STEALS	3 vs Three Teams

# SAINT FRANCIS



2 Caitlyn  
Kroll

Guard | So | 5-10  
Bridgeport, OH | Bridgeport

FRESHMAN (2016-17) - Missed the 2016-17 season due to knee injury suffered during senior year of high school

BEFORE SFU - Kroll was named the District 12 Player of the Year as a senior en route to being named Third Team All-Ohio. Kroll was named First Team OVAC her final three years at Bridgeport as well as All-Valley by the Wheeling News Register. Averaged over 20 points per game in each of her final three seasons.

PERSONAL: Caitlyn is the daughter of Rick Ray and Julie Kroll and plans on majoring in pre-med at Saint Francis.

## GAME-BY-GAME STATS

SFU-W Individual Game-by-Game (as of Dec 17, 2017)  
All games

#02 KROLL, Caitlyn

Opponent	Date	gs	min	Total		3-Pointers		Free throws		Rebounds				pf	a	t/o	blk	stl	pts	avg	
				fg	fga	pct	3fg	3fga	pct	ft	fta	pct	off								def
at Toledo Rockets	11/10/	*	32	2-10	20	1-1	1.00	2-2	1.00	0	5	5	5.0	4	3	5	0	3	7	7.0	
vs Southeast Missouri	11/17/	*	33	6-17	35	2-5	.40	2-2	1.00	7	3	10	7.5	2	3	5	0	0	16	11.5	
vs Old Dominion	11/18/	*	28	6-15	40	2-8	.25	3-4	.75	0	3	3	6.0	4	1	2	0	1	17	13.3	
SETON HILL	11/21/	*	24	2-7	28	1-4	.25	0-2	.00	1	2	3	5.3	3	6	6	0	1	5	11.3	
at Cincinnati	11/27/	*	28	4-13	30	0-5	.00	1-2	.50	1	2	3	4.8	0	3	4	0	1	9	10.8	
at Duquesne	11/30/	*	29	5-15	33	2-3	.66	6-8	.75	0	3	3	4.5	2	1	0	0	2	18	12.0	
WM	12/2/1	*	36	8-15	53	3-5	.60	3-3	1.00	1	5	6	4.7	3	5	5	0	3	22	13.4	
at Columbia	12/06/	*	34	8-17	47	1-7	.14	6-6	1.00	0	3	3	4.5	2	3	1	1	3	23	14.6	
YSU	12/9/1	*	32	4-15	26	0-6	.00	0-0	.00	1	2	3	4.3	2	4	2	0	1	8	13.9	
at Gonzaga	12/17/	*	30	4-7	57	2-3	.66	3-4	.75	1	4	5	4.4	1	3	4	0	0	13	13.8	
Totals			10	306	49-131	.37	14-47	.29	26-33	.78	12	32	44	4.4	23	32	34	1	15	138	13.8

Games played: 10  
Minutes/game: 30.6  
Points/game: 13.8  
FG Pct: 37.4  
3FG Pct: 29.8  
FT Pct: 78.8

Rebounds/game: 4.4  
Assists/game: 3.2  
Turnovers/game: 3.4  
Assist/turnover ratio: 0.9  
Steals/game: 1.5  
Blocks/game: 0.1

### CAREER STATS

YEAR	GP-GS	PTS-AVG	REB-AVG	A	BLK	STL
2016-17	Missed Season due to injury					

### CAREER HIGHS

PTS	23 at Columbia
REB	10 vs SE MO
AST	6 vs Seton Hill
STEALS	3 vs Three teams

### SEASON HIGHS

PTS	23 at Columbia
REB	10 vs SE MO
AST	6 vs Seton Hill
STEALS	3 vs Three teams



# SAINT FRANCIS



**12 Jenna Mastellone**

Guard | FR/S-IO  
New York City, NY | Archbishop Molloy

**BEFORE SFU:** Two-Time All-Queens Player...Named All New York City senior season...  
Named Second Team All Brooklyn/Queens during senior season...Helped Archbishop Molloy reached #6 in the nation during sophomore season

**PERSONAL:** Daughter of Patricia and Robert Mastellone...Has a twin sister Nicole...  
Undecided on a major

## GAME-BY-GAME STATS

### SFU-W Individual Game-by-Game (as of Dec 17, 2017) All games

#### #12 MASTELLONE, Jenna

Opponent	Date	gs	min	Total		3-Pointers		Free throws		Rebounds				pf	a	t/o	blk	stl	pts	avg
				fg	fga	3fg	3fga	ft	fta	off	def	tot	avg							
at Toledo Rockets	11/10/	2	0-0	.00	0-0	.00	0-0	.00	0-0	0	0	0	0.0	1	0	1	0	0	0	0.0
vs Southeast Missouri	11/17/	5	0-0	.00	0-0	.00	0-0	.00	0-0	0	0	0	0.0	1	1	1	0	1	0	0.0
vs Old Dominion	11/18/	2	0-0	.00	0-0	.00	0-0	.00	0-0	0	0	0	0.0	2	0	0	0	0	0	0.0
SETON HILL	11/21/	9	0-2	.00	0-1	.00	4-6	.66	0	2	2	0.5	2	0	2	0	1	4	1.0	
at Cincinnati	11/27/	dnp	-	-	-	-	-	-	-	-	-	-	-	-	-	-	-	-	-	-
at Duquesne	11/30/	dnp	-	-	-	-	-	-	-	-	-	-	-	-	-	-	-	-	-	-
WM	12/2/1	1	0-0	.00	0-0	.00	0-0	.00	0-0	0	0	0	0.4	0	0	0	0	0	0	0.8
at Columbia	12/06/	13	2-2	1.00	2-2	1.00	0-0	.00	1	1	2	0.7	3	0	1	0	0	6	1.7	
YSU	12/9/1	4	0-0	.00	0-0	.00	0-0	.00	1	0	1	0.7	1	0	0	0	1	0	1.4	
at Gonzaga	12/17/	5	0-1	.00	0-0	.00	2-2	1.00	0	0	0	0.6	2	0	1	0	0	2	1.5	
Totals		0	41	2-5	.40	2-3	.66	6-8	.75	2	3	5	0.6	12	1	6	0	3	12	1.5

Games played: 8  
Minutes/game: 5.1  
Points/game: 1.5  
FG Pct: 40.0  
3FG Pct: 66.7  
FT Pct: 75.0

Rebounds/game: 0.6  
Assists/game: 0.1  
Turnovers/game: 0.8  
Assist/turnover ratio: 0.2  
Steals/game: 0.4

#### CAREER HIGHS

PTS 6 at Columbia  
REB 2 vs Seton Hill  
AST 1 vs SEMO  
STEALS 1 vs Seton Hill

#### SEASON HIGHS

PTS 6 at Columbia  
REB 2 vs Seton Hill  
AST 1 vs SEMO  
STEALS 1 vs Seton Hill



# SAINT FRANCIS



10 Leah

Morrow

Guard/Forward | FR | 5-9  
Columbus, OH | Africentric

BEFORE SFU: Named All-State honorable mention and All-Columbus District in junior and senior seasons by Associated Press...Helped lead the Nubians to the Division-III state title as a junior...Named state tournament MVP

## GAME-BY-GAME STATS

SFU-W Individual Game-by-Game (as of Dec 17, 2017)  
All games

#10 MORROW, Leah

Opponent	Date	gs	min	Total		3-Pointers		Free throws		Rebounds				pf	a	t/o	blk	stl	pts	avg
				fg	pct	3fg	pct	ft	pct	off	def	tot	avg							
at Toledo Rockets	11/10/	19	0-4	.00	0-1	.00	0-0	.00	0	1	1	1.0	2	2	2	0	0	0	0	0.0
vs Southeast Missouri	11/17/	18	0-2	.00	0-1	.00	2-2	1.00	0	1	1	1.0	3	0	3	0	1	2	1.0	
vs Old Dominion	11/18/	* 19	3-7	.42	1-1	1.00	2-2	1.00	3	5	8	3.3	3	3	2	0	0	9	3.7	
SETON HILL	11/21/	* 16	2-6	.33	0-2	.00	2-2	1.00	2	0	2	3.0	3	0	3	0	2	6	4.3	
at Cincinnati	11/27/	* 27	0-3	.00	0-1	.00	3-4	.75	2	1	3	3.0	3	1	2	0	1	3	4.0	
at Duquesne	11/30/	* 26	3-9	.33	0-1	.00	2-3	.66	1	5	6	3.5	4	1	1	0	0	8	4.7	
WM	12/2/1	* 21	2-4	.50	0-0	.00	0-1	.00	1	2	3	3.4	3	2	0	0	1	4	4.6	
at Columbia	12/06/	* 23	2-4	.50	0-1	.00	0-1	.00	2	3	5	3.6	4	3	2	0	1	4	4.5	
YSU	12/9/1	19	2-3	.66	0-0	.00	0-0	.00	2	4	6	3.9	1	2	2	1	1	4	4.4	
at Gonzaga	12/17/	23	3-8	.37	0-2	.00	0-1	.00	0	0	0	3.5	3	1	1	0	1	6	4.6	
Totals		6	211	17-50	.34	1-10	.10	11-16	.68	13	22	35	3.5	29	15	18	1	8	46	4.6

Games played: 10  
Minutes/game: 21.1  
Points/game: 4.6  
FG Pct: 34.0  
3FG Pct: 10.0  
FT Pct: 68.8

Rebounds/game: 3.5  
Assists/game: 1.5  
Turnovers/game: 1.8  
Assist/turnover ratio: 0.8  
Steals/game: 0.8  
Blocks/game: 0.1

### CAREER HIGHS

PTS 9 vs ODU  
REB 8 vs ODU  
AST 3 vs ODU  
STEALS 2 vs Seton Hill

### SEASON HIGHS

PTS 9 vs ODU  
REB 8 vs ODU  
AST 3 vs ODU  
STEALS 2 vs Seton Hill





# SAINT FRANCIS



13 Sam

Sabino

Guard | R-So | 5-9

Rumson, NJ | Rumson Fair Lawn

## GAME-BY-GAME STATS

**BEFORE SFU:** Played two seasons at the University of New Hampshire...Appeared in eight games as a sophomore and 17 as a freshman...Played high school ball at Rumson Fair Haven, helping them win two state titles

**PERSONAL:** Daughter of Tracey and Pat Sabino...Mother was a four-year letter-winner at Monmouth University playing basketball...Her grandfather (Mickey Radigan) played basketball at Wagner College

### CAREER STATS

YEAR	GP-GS	PTS-AVG	REB-AVG	A	BLK	STL
------	-------	---------	---------	---	-----	-----

### CAREER HIGHS

PTS	N/A
REB	N/A
AST	N/A
STEALS	N/A

### SEASON HIGHS

PTS	N/A
REB	N/A
AST	N/A
STEALS	N/A



# SAINT FRANCIS



22 Jill

Scott

Guard | SO | 5-10  
Summerhill, PA | Forest Hills

**FRESHMAN (2016-17)** Played in 25 games for the Red Flash off the bench as a freshman...Scored a career-best five points in win over Saint Francis Brooklyn...Grabbed a couple of boards in three games for the Red Flash...Used as a defensive stopper, recorded two steals in win over SFBK

**BEFORE SFU:** Scott comes to Saint Francis from nearby Summerhill, Pennsylvania where she starred for Forest Hills High School, scoring over 1000 points in her career. She served as co-captain her senior season and led basketball team in scoring, blocked shots, defensive rebounds, and field goal shooting percentage. She helped lead the Rangers three PIAA District 6 championships.

**PERSONAL:** Jill is the daughter of Bill and Kate Scott and is majoring in business at Saint Francis.

## GAME-BY-GAME STATS

SFU-W Individual Game-by-Game (as of Dec 17, 2017)  
All games

### #22 SCOTT, Jillian

Opponent	Date	gs	min	Total		3-Pointers		Free throws		Rebounds				pf	a	t/o	blk	stl	pts	avg
				fg	pct	3fg	pct	ft	pct	off	def	tot	avg							
at Toledo Rockets	11/10/	dnp		-	-	-	-	-	-	-	-	-	-	-	-	-	-	-	-	-
vs Southeast Missouri	11/17/	2		0-0	.00	0-0	.00	0-0	.00	0	0	0	0.0	0	0	0	0	0	0	0.0
vs Old Dominion	11/18/	3		0-1	.00	0-1	.00	1-2	.50	1	0	1	0.5	1	0	0	0	0	1	0.5
SETON HILL	11/21/	7		1-1	1.00	0-0	.00	0-0	.00	1	1	2	1.0	1	0	2	0	1	2	1.0
at Cincinnati	11/27/	dnp		-	-	-	-	-	-	-	-	-	-	-	-	-	-	-	-	-
at Duquesne	11/30/	dnp		-	-	-	-	-	-	-	-	-	-	-	-	-	-	-	-	-
WM	12/2/1	dnp		-	-	-	-	-	-	-	-	-	-	-	-	-	-	-	-	-
at Columbia	12/06/	dnp		-	-	-	-	-	-	-	-	-	-	-	-	-	-	-	-	-
YSU	12/9/1	dnp		-	-	-	-	-	-	-	-	-	-	-	-	-	-	-	-	-
at Gonzaga	12/17/	3		0-0	.00	0-0	.00	0-0	.00	0	0	0	0.8	0	1	0	0	0	0	0.8
Totals		0	15	1-2	.50	0-1	.00	1-2	.50	2	1	3	0.8	2	1	2	0	1	3	0.8

Games played: 4  
Minutes/game: 3.8  
Points/game: 0.8  
FG Pct: 50.0  
3FG Pct: 0.0  
FT Pct: 50.0

Rebounds/game: 0.8  
Assists/game: 0.3  
Turnovers/game: 0.5  
Assist/turnover ratio: 0.5  
Steals/game: 0.3

### CAREER STATS

YEAR	GP-GS	PTS-AVG	REB-AVG	A	BLK	STL
2016-17	24-0	12-0.5	11-0.5	3	1	6

### CAREER HIGHS

PTS	5 vs St. Francis Brooklyn (1/7/17)
REB	2 Vs Cornell (11/28/16)
AST	1 vs Three Teams
STEALS	2 vs St. Francis Brooklyn (1/7/17)

### SEASON HIGHS

PTS	2 vs Seton Hill
REB	2 vs Seton Hill
AST	N/A
STEALS	1 vs Seton Hill



# SAINT FRANCIS



## 33 Cydney Smith

Center | R-SR | 6-3  
Port Tobacco, MD | St. Mary's Ryken

**R-JUNIOR (2016-17)**- Played in 12 games for the Red Flash with two starts before a shoulder injury against William and Mary ended her season...Still ranked third on the team in blocks...Scored a season-high 13 against Maryland-Eastern Shore and tied a career high with 10 rebounds versus Jackson State.

**R-SOPHOMORE (2015-16)**- Played in all 31 games for the Red Flash including one start...Led SFU and ranked second in NEC with 54 blocks on the season, a mark that is third-most in SFU history...Scored a career-high 25 in victory over Bryant...Fourth on the team with 105 rebounds (3.5 per game).

**R-FRESHMAN (2014-15)** - Appeared in 26 games for Saint Francis during redshirt freshman season, including eight starts ... Scored 74 points, good for a 2.8 per game average ... Pulled down 111 rebounds, which was a 4.3 per game average ... Grabbed 10 rebounds against Mount St. Mary's (1/24) and Fairleigh Dickinson (1/31) ... Led team in blocks with 25.

**BEFORE SFU** - The 6-3 center lettered in basketball for three seasons at St. Mary's Ryken High School, playing for head coach Kris Grazzini-Sandberg ... Averaged nearly 11 points per game and eight rebounds per game during her senior season of high school, her rebounding average led the team ... Led her squad in blocks per game and total blocks during her senior season ... St. Mary's Ryken plays in the WCAC, which is one of the most competitive high school conferences in the country ... Received All-WCAC Second Team honors in 2013 and was named to the First Team All-County in St. Mary's County ... Played for the Fairfax Stars and coach Aggie McCormick-Dix.

**PERSONAL** - Is the daughter of John and Errin Smith ... physical therapy/exercise physiology major ... Played volleyball for SFU as a freshman

### CAREER STATS

Season	GP-GS	PTS-AVG	REB-AVG	A	BLK	STL
2014-15	26-8	74-2.8	111-4.3	5	25	7
2015-16	31-1	131-4.5	105-3.5	12	54	14
2016-17	12-2	53-4.4	43-3.6	8	23	9
<b>TOTAL</b>	<b>69-11</b>	<b>258-3.7</b>	<b>259-3.8</b>	<b>25</b>	<b>102</b>	<b>30</b>

### CAREER HIGHS

PTS	25 vs Bryant (2/18/16)
REB	10 vs Three Different Teams
AST	3 at South Florida (12/14/16)
BLOCKS	7 vs Pitt-Johnstown (12/12/15)

### SEASON HIGHS

PTS	9 vs two teams
REB	6 vs YSU
AST	N/A
BLOCKS	2 vs Three Teams

## GAME-BY-GAME STATS

### SFU-W Individual Game-by-Game (as of Dec 17, 2017) All games

#### #33 SMITH, Cydney

Opponent	Date	gs	min	Total		3-Pointers		Free throws		Rebounds				pf	a	t/o	blk	stl	pts	avg
				fg	fga	pct	3fg	3fga	pct	ft	fta	pct	off							
at Toledo Rockets	11/10/	9	0	0-0	.00	0-0	.00	1-2	.50	1	2	3	3.0	4	0	1	0	3	1	1.0
vs Southeast Missouri	11/17/	9	0-3	.00	0-0	.00	0-0	.00	.00	0	0	0	1.5	2	0	0	0	0	0	0.5
vs Old Dominion	11/18/	13	4-7	.57	1-2	.50	0-0	.00	.00	1	3	4	2.3	1	0	2	2	0	9	3.3
SETON HILL	11/21/	6	1-4	.25	0-2	.00	0-1	.00	0	0	0	1.8	2	0	0	0	2	0	2	3.0
at Cincinnati	11/27/	4	0-0	.00	0-0	.00	0-0	.00	.00	1	0	1	1.6	0	0	1	0	0	0	2.4
at Duquesne	11/30/	10	0-2	.00	0-1	.00	0-0	.00	.00	0	1	1	1.5	3	0	1	2	0	0	2.0
WM	12/2/1	13	1-4	.25	1-2	.50	0-0	.00	.00	1	3	4	1.9	1	0	1	0	0	3	2.1
at Columbia	12/06/	dnp	-	-	-	-	-	-	-	-	-	-	-	-	-	-	-	-	-	-
YSU	12/9/1	15	4-7	.57	1-3	.33	0-0	.00	.00	1	5	6	2.4	1	0	2	0	0	9	3.0
at Gonzaga	12/17/	13	1-4	.25	1-3	.33	1-2	.50	.50	2	1	3	2.4	1	0	1	0	0	4	3.1
Totals		0	92	11-31	.35	4-13	.30	2-5	.40	7	15	22	2.4	15	0	9	6	3	28	3.1

Games played: 9  
Minutes/game: 10.2  
Points/game: 3.1  
FG Pct: 35.5  
3FG Pct: 30.8  
FT Pct: 40.0

Rebounds/game: 2.4  
Turnovers/game: 1.0  
Steals/game: 0.3  
Blocks/game: 0.7





# SAINT FRANCIS



**3 Karson Swogger**

Guard | FR | 5-9  
Bellwood, PA | Bellwood-Antis

**BEFORE SFU:** Named All-State as a senior...Named 2016 Altoona Mirror Player of the Year...Three-Time First-Team All-Conference...Broke Bellwood-Antis all-time scoring record during junior season...Broke the Blair County scoring record as a senior...Averaged over 28 points per game during senior season...Finished career with over 2500 career points scored...Re-wrote Bellwood-Antis' record book setting the mark in: points in a season (722), points in a game (42), steals in a season (127), career threes made (177)...Helped Bellwood-Antis to three conference championships and a district championship...Helped her AAU team (Central PA Elite) to a 2016 Hershey National Championship

**PERSONAL:** Daughter of Aubrey and Jimmy Swogger...Second of four children...Majoring in nursing

## GAME-BY-GAME STATS

SFU-W Individual Game-by-Game (as of Dec 17, 2017)  
All games

### #03 SWOGGER, Karson

Opponent	Date	gs	min	Total		3-Pointers		Free throws		Rebounds				pf	a	t/o	blk	stl	pts	avg
				fg-fga	pct	3fg-3ga	pct	ft-ftr	pct	off	def	tot	avg							
at Toledo Rockets	11/10/	1	0-0	.00	0-0	.00	0-0	.00	0	0	0	0.0	0	0	0	0	0	0	0.0	
vs Southeast Missouri	11/17/	2	0-0	.00	0-0	.00	0-0	.00	0	1	1	0.5	0	0	1	0	0	0	0.0	
vs Old Dominion	11/18/	3	0-2	.00	0-2	.00	2-2	1.00	0	0	0	0.3	1	0	0	0	0	2	0.7	
SETON HILL	11/21/	12	3-5	.60	2-3	.66	2-3	.66	2	0	2	0.8	3	0	0	0	0	10	3.0	
at Cincinnati	11/27/	dnp	-	-	-	-	-	-	-	-	-	-	-	-	-	-	-	-	-	
at Duquesne	11/30/	10	0-3	.00	0-2	.00	0-0	.00	0	1	1	0.8	1	0	0	0	0	0	2.4	
WM	12/2/1	4	0-1	.00	0-1	.00	0-0	.00	0	1	1	0.8	0	0	1	0	0	0	2.0	
at Columbia	12/06/	4	0-1	.00	0-1	.00	0-0	.00	0	1	1	0.9	0	0	0	0	0	0	1.7	
YSU	12/9/1	7	1-4	.25	1-3	.33	0-0	.00	0	0	0	0.8	1	0	2	0	1	3	1.9	
at Gonzaga	12/17/	9	1-3	.33	1-3	.33	0-0	.00	0	0	0	0.7	1	0	0	0	0	0	3.2	
Totals		0	52	5-19	.26	4-15	.26	4-5	.80	2	4	6	0.7	7	0	4	0	1	18	2.0

Games played: 9  
Minutes/game: 5.8  
Points/game: 2.0  
FG Pct: 26.3  
3FG Pct: 26.7  
FT Pct: 80.0

Rebounds/game: 0.7  
Turnovers/game: 0.4  
Steals/game: 0.1

### CAREER STATS

Season	GP-GS	PTS-AVG	REB-AVG	A	BLK	STL
--------	-------	---------	---------	---	-----	-----

### CAREER HIGHS

PTS	10 vs Seton Hill
REB	2 vs Seton Hill
AST	N/A
BLOCKS	N/A

### SEASON HIGHS

PTS	10 vs Seton Hill
REB	2 vs Seton Hill
AST	N/A
BLOCKS	N/A





# SAINT FRANCIS



**51 Haley Thomas**

Guard | FR | 5-11  
Hooversville, PA | Bishop McCort

**BEFORE SFU:** All-Time leading scorer at Bishop McCort...Helped McCort to three District Titles (Soph-Senior seasons)...Three-Time All-State Player (Soph-3rd Team, Jr.-2nd Team, Sr-1st Team)...AA Player of the Year

**PERSONAL:** Daughter of Mary and Tim Thomas...Youngest of three children...Majoring in environmental engineering

## GAME-BY-GAME STATS

### SFU-W Individual Game-by-Game (as of Dec 11, 2017) All games

#### #51 THOMAS, Haley

Opponent	Date	gs	min	Total		3-Pointers		Free throws		Rebounds				pf	a	t/o	blk	stl	pts	avg
				fg	fga	3fg	3fga	ft	fta	off	def	tot	avg							
at Toledo Rockets	11/10/	14		1-2	.50	1-1	1.00	2-2	1.00	1	3	4	4.0	3	1	2	0	0	5	5.0
vs Southeast Missouri	11/17/	17		0-4	.00	0-3	.00	0-0	.00	0	3	3	3.5	4	0	4	0	1	0	2.5
vs Old Dominion	11/18/	14		1-4	.25	1-4	.25	4-4	1.00	1	0	1	2.7	2	1	1	1	0	7	4.0
SETON HILL	11/21/	19		4-9	.44	1-3	.33	0-0	.00	5	5	10	4.5	3	5	0	1	3	9	5.3
at Cincinnati	11/27/	20		0-1	.00	0-1	.00	0-0	.00	2	2	4	4.4	2	3	3	0	1	0	4.2
at Duquesne	11/30/	18		4-10	.40	0-5	.00	0-0	.00	1	0	1	3.8	3	2	2	1	2	8	4.8
WM	12/2/1	dnp		-	-	-	-	-	-	-	-	-	-	-	-	-	-	-	-	-
at Columbia	12/06/	dnp		-	-	-	-	-	-	-	-	-	-	-	-	-	-	-	-	-
YSU	12/9/1	dnp		-	-	-	-	-	-	-	-	-	-	-	-	-	-	-	-	-
Totals		0	102	10-30	.33	3-17	.17	6-6	1.00	10	13	23	3.8	17	12	12	3	7	29	4.8

Games played: 6  
Minutes/game: 17.0  
Points/game: 4.8  
FG Pct: 33.3  
3FG Pct: 17.6  
FT Pct: 100.0

Rebounds/game: 3.8  
Assists/game: 2.0  
Turnovers/game: 2.0  
Assist/turnover ratio: 1.0  
Steals/game: 1.2  
Blocks/game: 0.5

### CAREER STATS

Season	GP-GS	PTS-AVG	REB-AVG	A	BLK	STL
--------	-------	---------	---------	---	-----	-----

### CAREER HIGHS

PTS	9 vs Seton Hill
REB	10 vs Seton Hill
AST	5 vs Seton Hill
Steals	3 vs Seton Hill

### SEASON HIGHS

PTS	9 vs Seton Hill
REB	10 vs Seton Hill
AST	5 vs Seton Hill
Steals	3 vs Seton Hill



# SAINT FRANCIS



21 AJ

Timbers

Guard | R-So | 5-11  
Philadelphia, PA | Neumann Gorretti

## GAME-BY-GAME STATS

Will sit out this season due to NCAA transfer rules

**BEFORE SFU:** Played two seasons at Towson appearing in 25 games including one start...Limited to just four games as a sophomore due to injury...Scored a career-best 16 against Drexel as a freshman...Helped Neumann Gorretti to a #1 ranking in the nation and a state title as a senior and was named MVP of state tournament

**PERSONAL:** Daughter of Amire and Yolanda Timbers...Has one older sister...Majoring in psychology

### CAREER STATS

Season	GP-GS	PTS-AVG	REB-AVG	A	BLK	STL
--------	-------	---------	---------	---	-----	-----

### CAREER HIGHS

PTS	N/A
REB	N/A
AST	N/A
BLOCKS	N/A

### SEASON HIGHS

PTS	N/A
REB	N/A
AST	N/A
BLOCKS	N/A



# SAINT FRANCIS



**15 Maya Wynn**

Guard | JR | 5-11  
Reisterstown, MD | McDonogh

**JUNIOR (2016-17)**- Played in 28 games for the Red Flash with 25 starts... Finished fourth on the team in scoring with 249 points, an average of 8.9 points per game. Her 54 three pointers were third on the team... Had a career-high 23 points against Canisius

**SOPHOMORE (2015-16)**- Played in 30 games for the Red Flash including 24 starts... Third on the team with 290 points scored, an average of 9.7 per game... Third on the team with 63 assists and fifth on the team with 97 rebounds... Scored a career high 21 points on two occasions (at Mount St. Marys, vs SFBK).

**FRESHMAN (2014-15)** - Started in 28 of 29 games during freshman season for Saint Francis U ... 2x Northeast Conference Rookie of the Week ... 1x ECAC Rookie of the Week ... All-NEC Rookie Team Selection ... Third on team in points with 203 scored and a 7.0 average ... Made 40 three-pointers, which ranked third on the team ... Grabbed 76 rebounds and added 40 steals on the year ... Scored 15 points on two occasions.

**BEFORE SFU** - A four-year player at McDonogh High School in Maryland, Wynn joins the Red Flash as a complete all-around wing ready to contribute right away ... Was a three-sport athlete in high school, also played four years of volleyball and ran four years of track ... Played for head coach Brad Rees in Maryland and won IAAM A-Conference Championships in 2012 and 2014 ... Wynn totaled over 355 points in three years and is a two-time team captain.

**PERSONAL** - The daughter of Kalin and Stacy Wynn ... Is currently an Undeclared Major at Saint Francis U.

## GAME-BY-GAME STATS

### SFU-W Individual Game-by-Game (as of Dec 17, 2017) All games

#### #15 WYNN, Maya

Opponent	Date	gs	min	Total		3-Pointers		Free throws		Rebounds				pf	a	t/o	blk	stl	pts	avg
				fg-fga	pct	3fg-fga	pct	ft-fa	pct	off	def	tot	avg							
at Toledo Rockets	11/10/	*	15	1-4	.25	1-2	.50	0-0	.00	0	0	0	0.0	3	0	2	0	1	3	3.0
vs Southeast Missouri	11/17/	*	21	1-5	.20	1-5	.20	0-0	.00	1	1	2	1.0	0	0	0	0	2	3	3.0
vs Old Dominion	11/18/		19	2-6	.33	2-6	.33	0-0	.00	0	1	1	1.0	1	1	1	0	0	6	4.0
SETON HILL	11/21/		16	2-6	.33	1-4	.25	0-0	.00	1	1	2	1.3	2	1	0	0	1	5	4.3
at Cincinnati	11/27/		13	0-5	.00	0-4	.00	0-0	.00	1	0	1	1.2	1	1	1	0	0	0	3.4
at Duquesne	11/30/		11	1-9	.11	0-6	.00	0-0	.00	1	0	1	1.2	1	1	2	0	0	2	3.2
WM	12/2/1		20	1-3	.33	1-3	.33	0-0	.00	1	1	2	1.3	2	3	1	0	1	3	3.1
at Columbia	12/06/		29	2-7	.28	1-4	.25	1-2	.50	2	4	6	1.9	0	3	2	1	0	6	3.5
YSU	12/9/1	*	29	4-9	.44	4-8	.50	0-0	.00	1	4	5	2.2	2	2	0	0	3	12	4.4
at Gonzaga	12/17/	*	25	6-9	.66	3-4	.75	0-0	.00	0	0	0	2.0	0	0	0	0	3	15	5.5
Totals		4	198	20-63	.31	14-46	.30	1-2	.50	8	12	20	2.0	12	12	9	1	11	55	5.5

Games played: 10  
Minutes/game: 19.8  
Points/game: 5.5  
FG Pct: 31.7  
3FG Pct: 30.4  
FT Pct: 50.0

Rebounds/game: 2.0  
Assists/game: 1.2  
Turnovers/game: 0.9  
Assist/turnover ratio: 1.3  
Steals/game: 1.1  
Blocks/game: 0.1

#### CAREER STATS

Season	GP-GS	PTS-AVG	REB-AVG	A	BLK	STL
2014-15	29-28	203-7.0	76-2.6	28	8	40
2015-16	30-24	290-9.7	97-3.6	63	10	31
2016-17	28-25	242-9.0	93-3.4	49	6	43
TOTALS	87-77	735-8.5	266-3.1	140	24	114

#### CAREER HIGHS

PTS	23 Vs Canisius (11/22/16)
REB	9 at Mount Saint Mary's (2/13/16)
AST	6 vs Two Different Teams
STEALS	5 vs two teams

#### SEASON HIGHS

PTS	12 vs YSU
REB	6 vs Columbia
AST	3 vs William and Mary
STEALS	3vs YSU



# SAINT FRANCIS



**32 Courtney Zezza**

Center | JR | 6-3  
Plum, PA | Plum

**SOPHOMORE(2016-17)** Played in all 32 games for the Red Flash including eight starts. Set SFU record for blocks in a season with 110, good for fourth in NCAA...Currently sits third on SFU all-time block list with 146...Recorded a pair of eight block games...Posted a career-high 19 points against Jackson State...Posted a 12p-12r-8b game in win over Bryant

**FRESHMAN (2015-16)**- Played in all 31 games off the bench for the Red Flash as a freshman...Second on the team with 36 blocks...Averaged 4.1 points and 2.6 rebounds per game...Had career-high 17 at Sacred Heart...Recorded a double-double of 16 points and 12 rebounds in a win at Wagner.

**BEFORE SFU** - An All-WPIAL Section for her junior season, Zezza comes to Loretto from Plum High School in the Pittsburgh area ... A two-sport athlete for the Mustangs she was also an All-WPIAL selection for volleyball in three consecutive years.

**PERSONAL** - Courtney is the daughter of Liza and Jason Zezza and is undecided on her major.

## GAME-BY-GAME STATS

### SFU-W Individual Game-by-Game (as of Dec 17, 2017) All games

#### #32 ZEZZA, Courtney

Opponent	Date	gs	min	Total		3-Pointers		Free throws		Rebounds			pf	a	t/o	blk	stl	pts	avg		
				fg	fga	pct	3fg	3fga	pct	ft	fta	pct								off	def
at Toledo Rockets	11/10/	*	23	3-8	.37	1-5	.20	1-1	1.00	2	5	7	7	0	1	0	5	2	8	8.0	
vs Southeast Missouri	11/17/	*	14	1-4	.25	0-2	.00	2-2	1.00	0	1	1	4	0	0	1	2	2	4	6.0	
vs Old Dominion	11/18/		23	2-11	.18	2-9	.22	1-2	.50	1	3	4	4	0	2	1	2	3	3	7.3	
SETON HILL	11/21/		19	2-5	.40	0-2	.00	2-2	1.00	1	3	4	4	0	1	1	0	2	1	6.3	
at Cincinnati	11/27/		25	3-5	.60	1-1	1.00	1-2	.50	2	7	9	5	0	4	3	2	2	0	8.6	
at Duquesne	11/30/		19	1-6	.16	0-4	.00	3-9	.33	1	5	6	5	2	0	1	1	3	0	5.3	
WM	12/2/11		22	2-6	.33	1-2	.50	0-0	.00	0	6	6	5	3	1	4	1	0	5	6.1	
at Columbia	12/06/		16	4-9	.44	0-2	.00	0-0	.00	0	3	3	5	0	1	0	1	2	0	8.4	
YSU	12/9/11	*	23	2-6	.33	1-4	.25	0-0	.00	1	6	7	5	2	2	1	0	2	1	5.6	
at Gonzaga	12/17/		15	1-4	.25	0-1	.00	0-0	.00	0	0	0	4	7	3	1	1	0	0	5.8	
Totals			3	199	21-64	.32	6-32	.18	10-18	.55	8	39	47	4.7	17	10	12	22	9	58	5.8

Games played: 10  
Minutes/game: 19.9  
Points/game: 5.8  
FG Pct: 32.8  
3FG Pct: 18.8  
FT Pct: 55.6

Rebounds/game: 4.7  
Assists/game: 1.0  
Turnovers/game: 1.2  
Assist/turnover ratio: 0.8  
Steals/game: 0.9  
Blocks/game: 2.2

#### CAREER STATS

YEAR	GP-GS	PTS-AVG	REB-AVG	A	BLK	STL
2015-16	31-0	127-4.1	78-2.6	2	36	12
2016-17	32-8	240-7.7	164-5.5	27	106	19
TOTAL	63-8	367-5.8	242-3.8	29	142	31

#### CAREER HIGHS

PTS	17 vs Two Teams
REB	12 vs Four Teams
AST	4 vs CCSU (1/21/17)
BLOCKS	8 vs Two Teams

#### SEASON HIGHS

PTS	8 vs Two Teams
REB	9 vs Cincinnati
AST	3 vs Cincinnati
BLK	5 vs Toledo







EXH | Nov. 2, 2017  
Pitt-Johnstown-60  
Saint Francis-94  
DeGol Arena | Loretto, Pa.

# Official Basketball Box Score -- Game Totals -- Final Statistics

UPJ-W vs SFU-W  
11/2/17 7P at Loretto, PA (SFU)

UPJ-W 60 • 0-0

#	Player	Total		3-Ptr		Rebounds		PF	TP	A	TO	Blk	Stl	Min
		FG-FGA	FG-FGA	FT-FTA	FT-FTA	Off	Def							
03	SMITH, Gabrielle	r	4-14	1-3	3-8	6	2	8	4	12	0	6	0	22
31	MORELAND, Tori	r	4-12	2-10	3-4	3	2	5	2	13	2	3	0	1
33	OLKOSKY, Nicole	f	3-5	0-0	0-0	4	8	12	2	6	2	7	2	0
02	HARRIS, Alexis	g	2-12	2-6	6-9	5	8	13	2	12	4	9	0	2
20	O'BARTO, Laurel	g	0-6	0-1	0-2	2	2	4	3	0	1	2	0	2
01	NUNN, Maurina	g	1-3	0-2	3-4	0	1	1	0	5	1	3	0	4
04	DEAN, Ashley	g	0-1	0-1	0-0	0	1	1	0	0	0	0	0	3
10	KETTERER, Karington	g	2-7	0-0	0-1	2	1	3	1	4	0	3	0	1
23	HARTWICK, Alexis	g	2-9	2-6	2-4	2	0	2	1	8	1	3	0	4
30	SHANAHAN, Maddie	g	0-0	0-0	0-0	0	1	1	0	0	0	0	0	3
Team						3	2	5						
Totals			18-70	7-29	17-32	27	28	55	15	60	11	36	2	160

1st - FG %: 4-17 23.5% 2nd: 6-19 31.6% 3rd: 5-22 22.7% 4th: 3-12 25.0% Game: 18-70 25.7% Deadball  
3FG %: 2-9 22.2% 2-9 22.2% 3-10 30.0% 0-5 0.0% 7-29 24.1% Rebounds  
FT %: 0-8 0.0% 2-2 100.0% 5-11 45.5% 4-11 36.4% 17-32 53.1% 10

SFU-W 94 • 0-0

#	Player	Total		3-Ptr		Rebounds		PF	TP	A	TO	Blk	Stl	Min
		FG-FGA	FG-FGA	FT-FTA	FT-FTA	Off	Def							
30	FALVEY, Jill	r	1-1	0-0	0-0	0	0	0	1	2	1	1	0	2
32	ZEZZA, Courtney	r	3-6	2-3	2-2	1	2	3	1	10	0	2	1	16
34	HARRISON, Ace	c	4-10	0-1	3-4	2	4	6	3	11	6	3	1	21
02	KROLL, Caitlyn	g	3-6	0-1	2-4	1	3	4	2	8	5	4	0	1
23	KOVATCH, Jessica	g	8-20	3-11	0-0	0	1	1	3	19	2	2	1	23
03	SWOGER, Karson	g	1-3	0-2	0-0	0	0	0	1	2	0	0	0	2
04	SHUKE, Allison	g	0-0	0-0	0-0	0	1	1	0	0	0	0	0	2
10	MORROW, Leah	g	3-8	0-0	4-7	3	2	5	2	10	1	1	4	15
12	MASTELLONE, Jenna	g	1-2	0-1	0-0	0	0	0	3	2	1	3	0	1
15	WYNN, Maya	g	5-9	3-7	0-0	1	3	4	2	13	3	1	0	1
20	CARROLL, Caitlin	g	0-1	0-1	0-0	0	0	0	2	0	0	0	0	4
22	SCOTT, Jillian	g	0-0	0-0	0-0	1	0	1	0	0	0	0	0	6
24	DULING, Kyasia	g	3-5	0-1	0-0	1	3	4	3	6	1	4	0	1
33	SMITH, Cydney	g	0-2	0-1	0-0	0	5	5	2	0	1	1	4	15
51	THOMAS, Haley	g	4-5	2-2	1-2	4	3	7	3	11	0	2	0	3
Team						3	3	6						
Totals			36-78	10-31	12-19	17	30	47	29	94	21	25	8	250

1st - FG %: 11-20 55.0% 2nd: 8-23 34.8% 3rd: 9-21 42.9% 4th: 8-14 57.1% Game: 36-78 46.2% Deadball  
3FG %: 2-9 22.2% 1-8 12.5% 2-5 40.0% 5-9 55.6% 10-31 32.3% Rebounds  
FT %: 1-3 33.3% 2-5 40.0% 8-9 88.9% 1-2 50.0% 12-19 63.2% 4

Officials: Technical fouls: UPJ-W-None, SFU-W-None.  
Attendance: 700  
Exhibition

Score by periods	1st	2nd	3rd	4th	Total
UPJ-W	16	16	18	10	60
SFU-W	25	19	28	22	94



# Official Basketball Box Score -- Game Totals -- Final Statistics

SFU-W vs Southeast Missouri S

11/17/17 12 p.m. at EagleBank Arena (Fairfax, Va.)

SFU-W 50 • (0-2)

#	Player	Total		3-Ptr		Rebounds		PF	TP	A	TO	Blk	Stl	Min
		FG-FGA	FG-FGA	FT-FTA	FT-FTA	Off	Def							
32	ZEZZA, Courtney	r	1-4	0-2	2-2	0	1	1	0	4	0	1	2	14
34	HARRISON, Ace	r	2-9	1-6	6-8	3	3	6	4	11	4	2	1	5
02	KROLL, Caitlyn	g	6-17	2-5	2-2	7	3	10	2	16	3	5	0	33
15	WYNN, Maya	g	1-5	1-5	0-0	1	1	2	0	3	0	0	0	2
23	KOVATCH, Jessica	g	4-14	2-6	0-0	0	1	1	2	10	1	2	1	30
03	SWOGER, Karson	g	0-0	0-0	0-0	0	1	1	0	0	0	1	0	2
10	MORROW, Leah	g	0-2	0-1	2-2	0	1	1	3	2	0	3	0	1
12	MASTELLONE, Jenna	g	0-0	0-0	0-0	0	0	0	1	0	1	1	0	5
22	SCOTT, Jillian	g	0-0	0-0	0-0	0	0	0	0	0	0	0	0	2
24	DULING, Kyasia	g	2-9	0-2	0-0	1	3	4	3	4	1	2	0	1
30	FALVEY, Jill	g	0-1	0-1	0-0	0	0	0	0	0	0	0	0	3
33	SMITH, Cydney	g	0-3	0-0	0-0	0	3	3	0	2	0	0	0	9
51	THOMAS, Haley	g	0-4	0-3	0-0	0	3	3	4	0	0	4	0	1
Team						4	4	8						
Totals			16-68	6-31	12-14	16	21	37	21	50	10	21	4	140

FG % 1st Half: 6-34 17.6% 2nd half: 10-34 29.4% Game: 16-68 23.5% Deadball  
3FG % 1st Half: 0-13 0.0% 2nd half: 6-18 33.3% Game: 6-31 19.4% Rebounds  
FT % 1st Half: 11-12 91.7% 2nd half: 1-2 50.0% Game: 12-14 85.7% 1

Southeast Missouri S 82 • (2-1)

#	Player	Total		3-Ptr		Rebounds		PF	TP	A	TO	Blk	Stl	Min
		FG-FGA	FG-FGA	FT-FTA	FT-FTA	Off	Def							
22	JONES, Deja	r	3-4	0-0	2-4	3	2	5	4	8	3	1	1	2
40	SAINE, LaTrese	r	2-3	0-0	1-1	0	3	3	4	5	0	1	2	11
03	MURPHY, Adrianna	g	5-9	0-1	0-0	0	6	6	2	10	3	8	0	2
13	HARSHBERGER, Jessie	g	5-9	0-1	0-0	0	3	3	0	6	0	2	0	15
24	THOMPSON, Tessie	g	5-12	0-0	8-10	3	8	11	1	18	6	3	0	30
01	ALLEN, Kennedi	g	0-1	0-0	0-0	0	1	1	2	0	0	1	0	8
10	LUTTRULL, Ashton	g	5-10	2-6	6-6	1	1	2	0	18	4	0	0	28
11	MADDEN, Mandy	g	3-8	0-0	0-2	0	8	8	2	6	0	3	3	1
15	LEVHUE, Kaley	g	4-7	3-6	0-0	0	2	2	1	11	0	2	0	1
32	LUTAYA, Losmie	g	0-0	0-0	0-0	0	1	1	1	0	0	0	1	5
Team						1	2	3						
Totals			30-57	5-13	17-23	8	37	45	17	82	16	21	7	130

FG % 1st Half: 15-28 53.6% 2nd half: 15-29 51.7% Game: 30-57 52.6% Deadball  
3FG % 1st Half: 3-6 50.0% 2nd half: 2-7 28.6% Game: 5-13 38.5% Rebounds  
FT % 1st Half: 9-12 75.0% 2nd half: 8-11 72.7% Game: 17-23 73.9% 4

Officials: Warren Harding, Ashley Moyer-Gleich, Starr Jefferson  
Technical fouls: SFU-W-None, Southeast Missouri S-None.  
Attendance: 134  
Preeason WNIT Consolation Round

Score by periods	1st	2nd	3rd	4th	Total
SFU-W	4	19	12	15	50
Southeast Missouri S	23	19	19	21	82



Game #1 | Nov. 10, 2017  
Saint Francis-66  
Toledo-74  
Savage Arena | Toledo, Ohio

# Official Basketball Box Score -- Game Totals -- Final Statistics

Saint Francis (PA) vs Toledo Rockets

11/10/17 7:00 p.m. at Toledo, Ohio (Savage Arena)

Saint Francis (PA) 66 • 0-1

#	Player	Total		3-Ptr		Rebounds		PF	TP	A	TO	Blk	Stl	Min
		FG-FGA	FG-FGA	FT-FTA	FT-FTA	Off	Def							
34	HARRISON, Ace	r	5-9	2-2	4-4	1	4	5	1	16	1	6	1	31
32	ZEZZA, Courtney	c	3-8	1-5	1-1	2	5	7	1	8	1	0	5	2
02	KROLL, Caitlyn	g	2-10	1-1	2-2	0	5	5	4	7	3	5	0	3
15	WYNN, Maya	g	1-4	1-2	0-0	0	0	0	3	3	0	2	0	1
23	KOVATCH, Jessica	g	6-17	4-12	5-7	2	3	5	2	21	2	8	1	3
03	SWOGER, Karson	g	0-0	0-0	0-0	0	0	0	0	0	0	0	0	3
10	MORROW, Leah	g	0-4	0-1	0-0	0	1	1	2	0	2	2	0	0
12	MASTELLONE, Jenna	g	0-0	0-0	0-0	0	0	0	1	0	0	1	0	2
24	DULING, Kyasia	g	1-3	0-0	3-4	4	0	4	5	0	3	0	2	16
30	FALVEY, Jill	g	0-0	0-0	0-0	0	0	0	0	0	0	0	0	3
33	SMITH, Cydney	g	0-0	0-0	1-2	1	2	3	4	1	0	1	0	3
51	THOMAS, Haley	g	1-2	1-1	2-2	1	3	4	3	5	1	2	0	0
Team						0	1	1						
Totals			19-57	10-24	18-22	11	24	35	25	66	10	30	7	150

1st - FG %: 6-16 37.5% 2nd: 4-13 30.8% 3rd: 3-14 21.4% 4th: 6-14 42.9% Game: 19-57 33.3% Deadball  
3FG %: 4-8 50.0% 2-4 50.0% 0-4 0.0% 4-8 50.0% 10-24 41.7% Rebounds  
FT %: 6-8 75.0% 6-8 75.0% 2-2 100.0% 18-22 81.8% 4

Toledo Rockets 74 • 1-0

#	Player	FG-FGA	3-Ptr	Rebounds	PF	TP	A	TO	Blk	Stl	Min			
		FG-FGA	FG-FGA	FT-FTA	Off	Def	Total							
35	WOODY, Jada	2-4	2-3	0-0	0	0	0	3	6	0	2	0	18	
35	MCINTYRE, Kaayla	8-10	0-0	1-2	3	9	12	2	17	2	0	3	0	29
02	BOYD, Mikaela	4-9	0-0	3-8	0	7	7	2	11	3	6	0	7	32
03	SANTUCCI, Mariella	1-5	0-1	2-4	1	0	1	3	4	7	5	0	3	23
11	BRAVO-HARRIOTT, Jay	4-12	0-3	6-6	1	1	2	3	14	2	4	0	1	31
00	CUNNINGHAM, Olivia	4-8	0-0	0-0	1	1	2	0	8	3	6	0	0	26
01	ROKANEN, Sara	0-4	0-0	0-0	2	2	4	1	2	0	0	1	0	9
07	ST-FORE, Sarah	1-2	0-0	4	2	2	4	3	1	0	0	0	0	21
13	COPELAND, Mariah	0-0	0-0	1-2	0	0	0	0	1	0	0	0	0	1
23	BEACHAM, Tanaya	3-4	0-0	0-0	2	1	3	1	6	0	0	0	0	6
24	RASMUSSEN, Michaela	2-2	0-0	0-0	1	1	2	2	4	0	1	0	0	4
	Team				2	4	6							
Totals		29-60	2-10	14-28	13	27	40	20	74	21	25	3	14	200

# SAINT FRANCIS



Game 4 | Nov. 21, 2017

Seton Hill-71

Saint Francis-103

DeGol Arena | Loretto, Pa.



Game 5 Nov. 27, 2017

Saint Francis 77

Cincinnati 73

Cincinnati State CC | Cincinnati, OH

## Official Basketball Box Score -- Game Totals -- Final Statistics

Seton Hill vs SFU-W

11/21/17 11 a.m. at Loretto, Pa. - DeGol Arena

## Seton Hill 71 • 2-3

#	Player	Total		3-Ptr		Rebounds		PF	TP	A	TO	Bk	Stl	Min
		FG-FGA	FG-FGA	FT-FTA	FT-FTA	Off	Def							
11	KAUFMAN, Jenna	f	1-4	1-1	3-4	0	1	1	6	0	4	0	0	14
33	LASLO, Hannah	f	2-6	0-0	3-4	1	1	2	4	7	0	2	1	20
04	HAY, Alexandra	g	3-5	1-3	2-2	0	1	1	3	9	2	2	0	15
05	MIFSUD, Lindsey	g	0-1	0-1	2-2	1	2	3	2	2	2	0	0	14
20	TREST, Cheyenne	g	3-6	0-2	2-2	0	2	2	2	8	4	0	0	25
02	RABOLD, Sydney		1-5	1-4	0-0	2	2	4	1	3	3	2	0	24
13	TORRIS, Haile		3-10	2-7	0-0	1	3	4	2	8	2	1	0	22
14	WEEKS, Kelly		3-10	2-3	2-2	0	3	3	10	1	1	0	0	22
23	CECERE, Courtney		2-5	2-5	2-6	1	4	5	1	8	1	6	0	24
32	NOLAN, Katie		4-7	0-0	2-4	1	5	6	2	10	1	1	0	20
	Team					0	1	1						
	Totals		22-59	9-26	18-26	7	25	32	21	71	15	21	1	200

1st FG %: 4-19 21.1% 2nd: 7-14 50.0% 3rd: 5-15 33.3% 4th: 6-11 54.5% Game: 22-59 37.3% Deadball Rebounds 5  
 3FG %: 1-8 12.5% 3-7 42.9% 3-7 42.9% 1-4 25.0% 1-4 25.0% 9-32 28.1%  
 FT %: 5-6 83.3% 5-6 83.3% 5-6 83.3% 3-8 37.5% 18-26 69.2%

## SFU-W 103 • 2-2

#	Player	Total		3-Ptr		Rebounds		PF	TP	A	TO	Bk	Stl	Min
		FG-FGA	FG-FGA	FT-FTA	FT-FTA	Off	Def							
24	DULING, Kyasia	f	4-7	0-2	2-2	5	8	13	2	10	1	3	0	16
34	HARRISON, Ace	f	7-11	2-6	3-4	5	6	11	3	19	2	0	0	22
02	KROLL, Caitlyn	g	2-7	1-4	0-2	1	2	3	3	5	6	6	0	24
10	MORROW, Leah	g	2-6	0-2	2-2	2	0	2	3	6	0	3	0	16
23	KOVATCH, Jessica	g	7-19	2-9	9-12	1	3	4	1	25	3	2	0	21
03	SWOGER, Karson		3-5	2-3	2-3	2	0	2	3	10	0	0	0	12
04	SHUKE, Allison		0-1	0-1	0-0	0	1	1	0	0	0	0	0	3
12	MASTELLONE, Jenna		0-2	0-1	4-6	0	2	2	4	0	2	0	1	9
15	WYNN, Maya		2-6	1-4	0-0	1	1	2	2	5	1	0	0	16
20	CARROLL, Caitlin		0-2	0-2	0-0	0	0	0	0	0	1	0	0	4
22	SCOTT, Jillian		1-1	0-0	0-0	1	1	2	1	2	0	2	0	7
30	FALVEY, Jill		0-1	0-1	0-0	3	0	3	0	0	0	1	0	7
32	ZEZZA, Courtney		2-5	0-2	2-2	1	3	4	1	6	1	0	2	19
33	SMITH, Cydney		1-4	0-2	0-1	0	0	0	2	2	0	0	0	6
51	THOMAS, Haley		4-9	1-3	0-0	5	5	10	3	9	5	0	1	19
	Team					5	1	6						
	Totals		35-86	9-42	24-34	32	33	65	26	103	20	19	5	201

1st FG %: 11-24 45.8% 2nd: 9-20 45.0% 3rd: 10-23 43.5% 4th: 5-19 26.3% Game: 35-86 40.7% Deadball Rebounds 4  
 3FG %: 2-12 16.7% 1-7 14.3% 5-14 35.7% 1-9 11.1% 9-42 21.4%  
 FT %: 4-7 57.1% 6-6 100.0% 7-10 70.0% 7-11 63.6% 24-34 70.6%

Officials: Dirk Lutz, Katlyn Tortorice, Warren Harding

Technical fouls: Seton Hill-None. SFU-W-None.

Attendance: 1012

Score by periods	1st	2nd	3rd	4th	Total
Seton Hill	14	22	18	17	71
SFU-W	20	25	32	18	103

Game 6 Nov. 30, 2017

Saint Francis 68

Duquesne-87

Palumbo Center | Pittsburgh, PA



## Official Basketball Box Score -- Game Totals -- Final Statistics

SFU-W vs Duquesne

11/30/17 7:00 PM at Pittsburgh, PA

## SFU-W 68 • 3-3

#	Player	Total		3-Ptr		Rebounds		PF	TP	A	TO	Bk	Stl	Min
		FG-FGA	FG-FGA	FT-FTA	FT-FTA	Off	Def							
24	DULING, Kyasia	f	3-4	0-0	3-4	11	4	15	2	9	3	0	2	29
02	KROLL, Caitlyn	g	5-15	2-3	6-8	0	3	3	2	18	1	0	0	29
10	MORROW, Leah	g	3-9	0-1	2-3	1	5	6	4	8	1	1	0	26
23	KOVATCH, Jessica	g	4-15	2-5	1-2	0	0	0	2	11	1	3	0	25
04	HARRISON, Ace		2-6	0-1	3-7	1	3	4	5	7	1	4	1	23
03	SWOGER, Karson		0-3	0-2	0-0	0	1	1	1	0	0	0	0	10
15	WYNN, Maya		1-9	0-6	0-0	1	0	1	1	2	1	2	0	11
32	ZEZZA, Courtney		1-6	0-4	3-9	1	5	6	0	5	1	1	3	19
33	SMITH, Cydney		0-2	0-1	0-0	0	1	1	3	0	0	1	2	10
51	THOMAS, Haley		4-10	0-5	0-0	1	0	1	3	8	2	2	1	28
	Team					4	1	5						
	Totals		23-75	4-28	18-33	20	23	43	23	68	11	14	9	200

FG % 1st Half: 9-42 21.4% 2nd half: 14-33 42.4% Game: 23-75 30.7% Deadball Rebounds 8  
 3FG % 1st Half: 1-15 6.7% 2nd half: 3-13 23.1% Game: 4-28 14.3%  
 FT % 1st Half: 9-14 64.3% 2nd half: 9-19 47.4% Game: 18-33 54.5%

## Duquesne 87 • 6-2

#	Player	Total		3-Ptr		Rebounds		PF	TP	A	TO	Bk	Stl	Min
		FG-FGA	FG-FGA	FT-FTA	FT-FTA	Off	Def							
40	CANNON, Paige	f	4-6	0-2	4-4	0	11	11	4	12	3	0	2	25
12	LASS, Kadri-Ann	f	5-8	0-0	1-2	1	7	8	4	11	3	3	0	27
02	OMOGROSSO, Chassidy	g	7-15	2-9	3-3	1	1	2	2	19	5	1	1	33
13	VOJINOVIC, Julijana	g	6-18	3-10	6-6	1	5	6	3	21	4	5	0	28
20	RICHARDSON, Connor	g	2-9	0-1	3-4	2	2	4	4	7	1	2	0	30
12	SAMSON, Anie-Pier		1-3	1-1	0-0	1	1	2	1	3	1	0	0	3
14	KUTTOR, Eniko		1-7	0-0	0-2	8	7	15	3	2	2	0	0	19
21	BAZELAK, Libby		4-6	2-3	0-0	1	1	2	10	1	5	1	1	19
23	TULONEN, Helmi		0-0	0-0	0-0	0	0	0	3	0	0	3	0	6
24	ELLIOTT, Kiersten		0-2	0-2	2-2	0	2	2	0	2	0	0	0	6
43	SOLE, Judith		0-0	0-0	0-0	0	0	0	2	0	0	0	0	4
	Team					7	2	9						
	Totals		30-74	8-28	19-23	22	39	61	28	87	21	21	7	200

FG % 1st Half: 20-40 50.0% 2nd half: 10-34 29.4% Game: 30-74 40.5% Deadball Rebounds 3  
 3FG % 1st Half: 4-14 28.6% 2nd half: 4-14 28.6% Game: 8-28 28.6%  
 FT % 1st Half: 11-14 78.6% 2nd half: 7-9 77.8% Game: 19-23 82.6%

Officials: Kevin Dillard, Natasha Camy, Ashley Moyer-Gleich

Technical fouls: SFU-W-MORROW, Leah. Duquesne-None.

Attendance: 631

Score by periods	1st	2nd	3rd	4th	Total
SFU-W	12	16	24	16	68
Duquesne	27	29	15	16	87

## Official Basketball Box Score -- Game Totals -- Final Statistics

Saint Francis vs Cincinnati

11/27/17 7 PM at Cincinnati State Gym (Cincinnati, Ohio)

## Saint Francis 77 • 3-2

#	Player	Total		3-Ptr		Rebounds		PF	TP	A	TO	Bk	Stl	Min
		FG-FGA	FG-FGA	FT-FTA	FT-FTA	Off	Def							
10	MORROW, Leah	f	0-3	0-1	3-4	2	1	3	3	3	1	2	0	17
24	DULING, Kyasia	f	0-1	0-1	0-0	1	2	3	3	0	1	2	0	17
34	HARRISON, Ace	f	10-16	3-6	1-3	5	5	10	3	24	2	1	1	33
02	KROLL, Caitlyn	g	4-13	0-5	1-2	1	2	3	0	9	3	4	0	28
23	KOVATCH, Jessica	g	10-21	5-13	8-9	0	3	3	1	33	2	3	0	33
15	WYNN, Maya		0-5	0-4	0-0	1	0	1	1	0	1	1	0	13
32	ZEZZA, Courtney		3-5	1-1	1-2	2	7	9	4	8	3	2	2	25
33	SMITH, Cydney		0-0	0-0	0-0	1	0	1	0	0	0	1	0	4
51	THOMAS, Haley		0-1	0-1	0-0	2	2	4	2	0	3	3	0	20
	Team					2	2	4						
	Totals		27-65	9-32	14-20	17	24	41	17	77	16	19	3	200

1st FG %: 7-13 53.8% 2nd: 7-18 38.9% 3rd: 5-20 25.0% 4th: 8-14 57.1% Game: 27-65 41.5% Deadball Rebounds 3  
 3FG %: 4-8 50.0% 2-9 22.2% 2-11 18.2% 1-4 25.0% 9-32 28.1%  
 FT %: 1-2 50.0% 3-4 75.0% 4-6 66.7% 1-2 50.0% 14-20 70.0%

## Cincinnati 73 • 4-3

Final Score 75-45														
#	Player		Total	3-Ptr	Rebounds									
			FG-FGA	FG-FGA	FT-FTA	Off	Def	PF	TP	A	TO	Bk	Stl	Min
04	RIZOR, Angel	f	6-7	0-0	4-4	5	1	6	5	16	2	1	0	21
21	JOHNSON, Shanice	f	7-14	0-5	1-2	3	3	6	5	15	6	1	1	30
02	GOINGS, Nikira	g	3-12	0-6	3-6	3	5	8	9	1	1	0	0	35
03	OWENS, Ana	g	7-14	3-6	2-2	0	4	4	1	19	4	5	0	38
10	PORTER, Michaela	g	1-7	1-3	0-0	1	4	5	1	3	0	5	0	13
12	MILLER, Antoinette		0-4	0-3	1-2	0	0	0	2	1	4	1	0	26
13	LIVINGSTON, Brianna		0-1	0-0	0-0	0	1	1	2	1	1	0	1	7
20	BENNETT, Maya		0-1	0-0	0-0	0	0	0	0	1	1	0	0	1
22	THOMAS, Iliana	f	2-6	0-1	4-4	4	2	6	1	8	0	1	0	23
25	WARREN, Chelsea		0-0	0-0	0-0	1	1	2	1	0	1	0	0	1
Team			27-66			1	3	4						200
Totals				4-24	15-20	18	42	14	19	73	19	18	1	13
Game: 27-66 40.9% Deadball Rebounds 2														
1st: FG: 9-21 38.1%		2nd: 5-16 31.3%	3rd: 10-16 62.5%		4th: 4-13 30.8%		Game: 27-66 40.9%		Deadball Rebounds 2					
3FG: 1-5 20.0%		1-8 12.5%	1-3 33.3%		1-8 12.5%		15-20 75.0%							
FT: 3-6 50.0%		4-4 100.0%	7-8 87.5%		1-2 50.0%									

## 11 NEC CHAMPIONSHIPS | 11 NCAA TOURNAMENT APPEARANCES | 2013 WBI PARTICIPANT



Game 8 Dec. 6 2017  
Saint Francis 81  
Columbia- 94  
Levien Gym | New York, NY



Game 9 Dec. 9, 2017  
Youngstown State 65  
Saint Francis 79  
DeGol Arena | Loretto, PA

Official Basketball Box Score -- Game Totals -- Final Statistics  
Saint Francis vs Columbia  
12/06/17 7:04 pm at New York, N.Y. (Levien Gymnasium)

Saint Francis 81 • 3-5

#	Player	Total			3-Ptr		Rebounds			PF	TP	A	TO	Blk	Stl	Min	
		FG-FGA	FG-FGA	FT-FTA	Off	Def	Total	PF									
10	MORROW, Leah	f	2-4	0-1	0-1	2	3	5	4	4	3	2	0	1	23		
24	DULING, Kyasia	f	4-6	0-0	2-2	0	2	2	5	10	0	1	0	1	19		
4	HARRISON, Ace	f	3-10	0-2	0-1	2	5	7	4	6	4	0	3	0	34		
02	KROLL, Caitlyn	g	8-17	1-7	6-6	0	3	3	2	23	3	1	1	3	34		
23	KOVATCH, Jessica	g	7-19	2-11	2-3	0	0	0	4	18	1	2	0	2	24		
03	SWOGGER, Karson		0-1	0-1	0-0	0	1	1	0	0	0	0	0	0	4		
12	MASTELLONE, Jenna		2-2	2-2	0-0	1	1	2	3	6	0	1	0	0	13		
15	WYNN, Maya		2-7	1-4	1-2	2	4	6	0	6	3	2	1	0	29		
30	FALVEY, Jill		0-0	0-0	0-0	1	0	1	0	0	0	0	0	0	4		
32	ZEZZA, Courtney		4-9	0-2	0-0	0	3	3	1	8	0	1	2	0	16		
Team						1	2	3									
Totals			32-75	6-30	11-15	11	22	33	23	81	14	10	7	7	200		
1st - FG %:		8-16	50.0%	2nd:	8-17	47.1%	3rd:	6-18	33.3%	4th:	10-24	41.7%	Game:		32-75	42.7%	Deadball
3FG %:		2-5	40.0%	2nd:	0-6	0.0%	3rd:	0-6	0.0%	4th:	4-13	30.8%	Game:		6-30	20.0%	Rebounds
FT %:		0-0	0.0%	2nd:	2-4	50.0%	3rd:	3-4	75.0%	4th:	6-7	85.7%	Game:		11-15	73.3%	2

Columbia 94 • 5-5

#	Player	Total	3-Ptr	Rebounds			PF	TP	A	TO	Blk	Stl	Min		
		FG-FGA	FG-FGA	FT-FTA	Off	Def								Total	
20	Zimmerman, Camille	f	7-15	0-2	11-12	1	8	9	3	25	6	5	0	1	36
32	Pack, Madison	f	4-8	2-4	1-2	1	2	3	2	11	1	2	2	0	26
01	Clemmons, Janiya	g	5-8	0-0	5-6	0	6	6	2	15	4	2	1	0	28
04	Tippet, Paige	g	5-7	4-5	0-0	0	3	3	14	6	1	0	0	0	26
05	Casey, Riley	g	5-9	2-4	0-0	0	1	1	3	12	4	0	0	0	26
00	Whittington, Imani		0-1	0-0	0-0	0	0	0	0	0	0	2	0	0	3
10	McCormick, Andrea		0-1	0-1	0-0	0	2	2	1	0	0	0	0	0	7
22	Sampleton, Maya		4-8	2-2	0-2	0	7	7	1	10	1	4	0	1	22
25	Flynn, Stephanie		0-0	0-0	0-0	0	1	1	1	0	0	0	0	0	7
33	Lee, Abby		2-2	1-1	2-2	0	4	4	1	7	1	1	0	1	19
Team						5	0	5							
Totals			32-59	11-19	19-24	7	34	41	17	94	23	17	3	3	200
1st - FG %:		7-11	63.6%	2nd: 6-17	35.3%	3rd: 12-19	63.2%	4th: 7-12	58.3%	Game: 32-59	54.2%	Deadball			
3FG %:		2-3	66.7%	2nd: 3-7	42.9%	3rd: 3-4	75.0%	4th: 1-1	10.0%	Game: 10-30	33.3%	Rebounds			
FT %:		1-1	100.0%	2nd: 9-11	81.8%	3rd: 0-0	0.0%	4th: 7-12	58.3%	Game: 7-13	53.8%	3			

Officials: Anthony Reddin, Stephanie Barksdale, Jorge Martinez  
Technical fouls: Saint Francis-None. Columbia-None.  
Attendance: 257

Score by periods	1st	2nd	3rd	4th	Total
Saint Francis	18	18	15	30	81
Columbia	17	24	27	26	94

Last FG - SFU 4th-00:50, COL 4th-03:05.  
Largest lead - SFU by 3 1st-08:01, COL by 20 4th-08:29.  
SFU led for 02:59. COL led for 31:29. Game was tied for 05:25.

Points	In	Off	2nd	Fast	Bench
SFU	36	18	17	7	6
COL	28	12	7	6	17

Score tied - 4 times.  
Lead changed - 5 times.



Game 10 Dec. 17 2017  
Saint Francis 74  
Gonzaga-97  
McCarthy Center | Spokane, WA

Official Basketball Box Score -- Game Totals -- Final Statistics  
Saint Francis vs Gonzaga  
12/17/17 2:00 PM at Spokane, WA (McCarthy Athletic Center)

Saint Francis 74 • 4-6

#	Player		Total FG-FGA	3-Ptr FG-FGA	FT-FTA	Rebounds Off Def Tot	PF	TP	A	TO	Blk	Stl	Min
24	DULING, Kyasia	f	2-4	0-1	0-0	1 2 3	3	4	2	1	0	0	20
34	HARRISON, Ace	f	3-7	0-4	4-4	1 3 4	5	10	2	2	0	3	22
02	KROLL, Caitlyn	g	4-7	2-3	3-4	1 4 5	1	13	3	4	0	0	30
15	WYNN, Maya	g	6-9	3-4	0-0	0 0 0	0	15	0	0	0	3	25
23	KOVATCH, Jessica	g	6-24	0-10	3-3	2 1 3	2	15	2	2	0	0	32
03	SWOGGER, Karson		1-3	1-3	0-0	0 0 0	1	3	0	0	0	0	9
10	MORROW, Leah		3-8	0-2	0-1	0 0 0	3	6	1	1	0	1	23
12	MASTELLONE, Jenna		0-1	0-0	2-2	0 0 0	2	2	0	1	0	0	5
22	SCOTT, Jillian		0-0	0-0	0-0	0 0 0	0	0	0	1	0	0	3
30	FALVEY, Jill		0-0	0-0	0-0	0 1 1	0	0	0	0	0	0	3
32	ZEZZA, Courtney		1-4	0-1	0-0	0 0 0	3	2	1	1	0	0	15
33	SMITH, Cydney		1-4	1-3	1-2	2 1 3	1	4	0	1	0	0	13
Team			0 1 0										
Totals			27-71	7-31	13-16	7 12 19	21	74	12	13	0	7	200
1st FG %:		9-21	42.9%	2nd: 6-13	46.2%	3rd: 3-18	16.7%	4th: 9-19	47.4%	Game: 27-71		38.0%	Deadball
3FG %:		2-8	25.0%	2nd: 2-5	40.0%	3rd: 2-12	16.7%	4th: 1-6	16.7%	Game: 2-13		15.4%	Rebounds
FT %:		0-0	0.0%	2nd: 3-4	75.0%	3rd: 3-4	75.0%	4th: 7-8	87.5%	Game: 13-16		81.3%	4,1

Gonzaga 97 • 6-4

#	Player	Total		3-Ptr		Rebounds			PF	TP	A	TO	Blk	Stl	Min
		FG-FGA	FG-FGA	FT-FTA	Off	Def	Total								
00	RICE, Zykeria	f	10-12	0-0	3-5	4	5	9	3	23	2	1	1	0	24
03	WIRTH, Jenn	f	6-7	0-0	1-1	4	7	11	2	13	3	1	0	0	26
11	STOCKTON, Laura	g	1-1	0-0	2-2	1	1	2	1	4	5	4	0	1	22
15	LOERA, Jessie	g	5-11	2-4	1-2	2	3	5	1	13	4	3	0	2	30
30	SMITH, Chandler	g	4-12	0-3	2-4	0	6	6	1	10	2	2	1	1	31
04	WIRTH, LeeAnne		4-6	0-0	1-3	4	3	7	0	9	0	0	1	0	11
05	FORSYTH, Louise		0-0	0-0	0-0	0	0	0	0	0	0	1	0	0	3
10	BARFIELD, Gillian		0-0	0-0	0-0	0	0	0	0	0	0	0	0	0	1
13	BARTA, Jill		4-6	0-1	1-2	3	3	6	1	9	0	3	0	1	14
22	DOUGLAS, Corryn		0-1	0-1	0-0	0	0	0	0	0	0	0	0	0	1
24	CAMPBELL, Katie		1-3	1-2	3-3	0	1	1	2	6	0	1	0	1	12
32	TOWNSEND, Jill		5-7	0-2	0-1	0	2	2	3	10	1	3	0	0	25
Team						0	5	5					2		
Totals			40-66	3-13	14-23	18	36	54	14	97	17	21	3	6	200
1st FG %:		8-15	53.3%	2nd: 10-16	62.5%	3rd: 12-18	66.7%	4th: 10-17	58.8%	Game: 40-66	60.6%	Deadball			
3FG %:		1-5	20.0%	2nd: 2-4	50.0%	3rd: 0-12	0.0%	4th: 1-4	25.0%	Game: 2-13	15.4%	Rebounds			
FT %:		0-0	0.0%	2nd: 3-4	75.0%	3rd: 3-4	75.0%	4th: 14-23	60.9%	Game: 14-23	60.9%	4			

Officials: Penny Davis, Ifeyinwa ("Ify") Seales, Evan Sharples  
Technical fouls: Saint Francis-None. Gonzaga-None.  
Attendance: 5438

Score by periods	1st	2nd	3rd	4th	Total
Saint Francis	20	17	11	26	74
Gonzaga	22	24	27	24	97

Points	In	Off	2nd	Fast	Bench
RED_FL	30	23	7	4	17
GON	64	16	24	8	34

SFU Women's Basketball | 27



# SAINT FRANCIS

## INDIVIDUAL GAME RECORDS

### POINTS

1. 47	Alli Williams vs. Wagner	March 3, 2014
^47	Alli Williams vs. Sacred Heart	March 9, 2014
3. *46	Jess Zinobile vs. LIU Brooklyn	March 4, 2000
<b>4. 45</b>	<b>Jessica Kovatch vs CCSU</b>	<b>January 21, 2017</b>
5. ^43	Alexa Hayward vs. Sacred Heart	March 9, 2014
6. ^40	Beth Swink vs. St. Francis Brooklyn	March 5, 2005
40	Bonnie Kleinschuter vs. Carlow	1976-77
8. 39	Jess Zinobile at UMBC	Jan. 13, 2000
39	Lois Langenegger vs. LaRoche	1974-75
10. 38	Erin Murphy vs. St. Francis Brooklyn	Jan. 25, 1992
38	Colleen Joyce vs. Marshall	Dec. 20, 1993
38	Colleen Joyce vs. Robert Morris	March 3, 1994

### REBOUNDS

1. 24	Jess Zinobile at Fairleigh Dickinson	Jan. 5, 1998
24	Colleen Curley vs. Carlow	1980-81
24	Colleen Curley vs. Pitt-Johnstown	1978-79
24	Colleen Curley vs. Washington & Jefferson	1979-80
5. 23	Cheril Meier vs. Carnegie Mellon	1983-84
6. 22	Jess Zinobile at UMBC	Jan. 13, 2000
22	Jess Zinobile at LIU Brooklyn	Feb. 12, 1998
8. 21	Jess Zinobile at Fairleigh Dickinson	Feb. 5, 2000

### ASSISTS

1. 16	Karen Hewitt vs. St. Francis Brooklyn	Jan. 10, 2004
2. 15	Maureen Logan at Dayton	Dec. 20, 1992
15	Brittany Lilley vs. Kent State	Dec. 4, 2010
15	Alexa Hayward vs. Buffalo	Nov. 18, 2014
5. 14	Mary Ann Wilwohl vs. LIU Brooklyn	Feb. 22, 1986
14	Jess Zinobile at Bucknell	Dec. 19, 1999

### STEALS

1. 12	Alli Williams vs. Quinnipiac	Feb. 27, 2012
<b>2. 11</b>	<b>Ace Harrison at Central Connecticut</b>	<b>Feb 20, 2017</b>
3. 10	Maureen Logan vs. Duquesne	Nov. 28, 1989
4. 9	Aisha Brock vs. Mount Saint Mary's	Mar. 2, 2015
9	Alli Williams at Fairleigh Dickinson	Jan. 12, 2013
6. 8	<b>Ace Harrison vs Wagner</b>	<b>Feb 13, 2017</b>
8	<b>Ace Harrison Vs Columbia</b>	<b>Nov. 19, 2016</b>
8	<b>Jessica Kovatch at Columbia</b>	<b>Dec 1, 2015</b>
8	Tonjee Ward vs. Monmouth	Feb. 23, 2002
8	Tonjee Ward vs. Central Conn. St.	Jan. 24, 2002
8	Maureen Logan vs. Navy	Dec. 1, 1992
8	Maureen Logan vs. Robert Morris	Jan. 9, 1990
8	Diane Carey vs. Indiana (Pa.)	Feb. 2, 1985

### BLOCKS

1. 9	Cheril Meier at Washington & Jefferson	Feb. 16, 1984
2. 8	<b>Courtney Zezza vs Mount St. Mary's</b>	<b>Feb. 11, 2017</b>
8	<b>Courtney Zezza vs Bryant</b>	<b>Jan. 23, 2017</b>
8	Vesna Drazetic at Monmouth	Jan. 12, 1991
8	Cheril Meier vs. Delaware State	Jan. 29, 1985
8	Cheril Meier at Wagner	Feb. 25, 1985
8	Cheril Meier vs. Carlow	Feb. 23, 1984

### FIELD GOALS ATTEMPTED

1. 35	Alexa Hayward vs. Sacred Heart	Jan. 17, 2015
2. 34	Alexa Hayward at Ohio State	Nov. 16, 2014
<b>3. 33</b>	<b>Jessica Kovatch vs CCSU</b>	<b>Jan 21, 2017</b>
4. 32	Alexa Hayward vs. Buffalo	Nov. 18, 2014
5. 31	Alexa Hayward vs. East Tennessee State	Nov. 21, 2014
6. 30	Alexa Hayward at Pittsburgh	Dec. 28, 2014
30	Alexa Hayward at Sacred Heart	Jan. 10, 2015
30	Alexa Hayward vs. Mount St. Mary's	March 2, 2015

### FIELD GOALS MADE

1. 16	<b>Jessica Kovatch</b>	<b>Jan. 21, 2017</b>
2. 15	Jess Zinobile at Monmouth	Feb. 22, 1999
15	Colleen Joyce vs. Marshall	Dec. 20, 1993
15	Alli Williams vs. Wagner	March 3, 2014
15	Alexa Hayward vs. Mount St. Mary's	March 2, 2015
7. 14	Beth Swink vs. Mount St. Mary's	Feb. 2, 2005
^14	Jess Zinobile vs. LIU Brooklyn	March 4, 2000
14	Colleen Joyce vs. Penn State	Nov. 27, 1995
14	Sue Leberfinger at LIU Brooklyn	Feb. 21, 1987

### THREE-POINT FIELD GOALS ATTEMPTED

1. 21	<b>Jessica Kovatch at #19 South Florida</b>	<b>Dec. 14, 2016</b>
2. 20	<b>Jessica Kovatch vs CCSU</b>	<b>Jan. 21, 2017</b>
3. 19	Alexa Hayward at #14 Tennessee	Dec. 3, 2014
19	Alexa Hayward vs. George Mason	Dec. 6, 2014
4. 18	Alexa Hayward at Ohio State	Nov. 16, 2014
5. ^17	Allison Daly vs. Robert Morris	March 7, 2010
6. 16	Sami Allison at Robert Morris	Dec. 1, 2001
7. 15	Alexa Hayward at Coastal Carolina	Dec. 21, 2014
15	Alexa Hayward vs. Mount St. Mary's	March 2, 2015
<b>9. 15</b>	<b>Jessica Kovatch at FDU</b>	<b>Feb. 1, 2016</b>

### THREE-POINT FIELD GOALS MADE

1. 9	<b>Jessica Kovatch at #19 South Florida</b>	<b>Dec. 14, 2016</b>
1. 9	<b>Jessica Kovatch vs CCSU</b>	<b>Jan. 21, 2017</b>
3. 8	Sami Allison vs. Miami (Ohio)	Dec. 21, 2001
^8	Allison Daly vs. Robert Morris	March 7, 2010
8	Kelley Doogan vs. Fairleigh Dickinson	Feb. 25, 2013
<b>8</b>	<b>Jessica Kovatch at Canisius</b>	<b>Nov. 21, 2015</b>
4. 7	Stacy Alexander vs. LIU Brooklyn	Jan. 29, 1996
7	Sami Allison vs. UMBC	Jan. 9, 2003
7	Tonjee Ward vs. Delaware	Dec. 20, 2000
7	Alexa Hayward vs. Robert Morris	Jan. 28, 2013
7	Alexa Hayward vs. Fairleigh Dickinson	Jan. 11, 2014
7	Alexa Hayward at Coastal Carolina	Dec. 21, 2014
7	Alexa Hayward vs. Mount St. Mary's	March 2, 2015
<b>7</b>	<b>Jessica Kovatch at Fairleigh Dickinson</b>	<b>Dec 29, 2016</b>

### FREE THROWS ATTEMPTED

1. 25	Alli Williams at Wagner	Feb. 1, 2014
2. 23	Jess Zinobile vs. Cornell	Nov. 21, 1999
3. 21	Alli Williams at Central Conn. St.	Jan. 6, 2014
^21	Alli Williams vs. Sacred Heart	March 9, 2014
5. 19	Alli Williams vs. Central Conn. St.	Feb. 20, 2012

### FREE THROWS MADE

1. 22	Jess Zinobile vs. Cornell	Nov. 21, 1999
2. 19	Alli Williams at Wagner	Feb. 1, 2014
3. 16	Jess Zinobile vs. James Madison	Dec. 11, 1999
16	Jess Zinobile vs. Robert Morris	Feb. 20, 1999
5. ^15	Jess Zinobile vs. LIU Brooklyn	March 4, 2000
15	Jess Zinobile vs. Quinnipiac	Jan. 16, 1999
15	Alli Williams vs. Central Conn. St.	Feb. 20, 2012
^15	Alli Williams vs. Sacred Heart	March 9, 2014

\* - NEC Championship Game

^ - NEC Tournament Game

\$ - NCAA Tournament Game#

- Scored school-record 35 points in one half



# SAINT FRANCIS

## SFU Single Game Records

### Most Points Scored

1.	132	vs. Sacred Heart (20T)	03/09/14
2.	111	vs. Fairleigh Dickinson	01/11/14
3.	110	at Fairleigh Dickinson	01/25/14
4.	109	vs. St. Francis Brooklyn	01/25/92
5.	106	at Central Conn. St.	01/06/14
5.	106	vs Coastal Carolina	11/18/15

### Fewest Points Scored

1.	19	vs. Slippery Rock	03/05/69
2.	21	vs. Seton Hill	01/24/74
3.	23	vs. Duquesne	02/23/74
3.	23	vs. Duquesne	02/17/73
5.	24	vs. Juniata	02/08/72
5.	24	vs. Shippensburg	01/25/69

### Most Points by an Opponent

1.	129	South Florida	12/14/16
2.	128	Notre Dame	12/31/12
3.	124	Sacred Heart	03/09/14
4.	122	Florida	12/20/15
5.	117	Penn State	11/8/13

### Fewest Points by an Opponent

1.	15	Juniata	02/22/69
2.	16	LaRoche	02/22/75
2.	16	Duquesne	01/28/73
2.	16	Duquesne	02/15/71
2.	16	Juniata	02/07/70

### Largest Margin of Victory

1.	59	LaRoche (75-16)	02/22/76
2.	57	Carlow (87-30)	01/19/77
3.	55	St. Francis Brooklyn (92-37)	01/19/89
4.	53	Carlow (75-23)	02/04/78

### Largest Margin of Defeat

1.	73	Notre Dame (128-55)	12/31/12
2.	72	Pitt-Johnstown (102-30)	01/19/78
3.	67	at #14 Tennessee (111-44)	12/3/14
4.	62	Colorado (114-52)	11/28/95
5.	60	South Carolina (93-33)	11/09/07

### Most FGs Attempted

1.	102	at Ohio State	11/16/14
2.	92	at Fairleigh Dickinson	01/25/14
3.	92	vs. Sacred Heart	03/09/14
4.	90	vs. Buffalo	11/18/14
5.	84	vs. Georgetown	12/08/90

### Fewest FGs Attempted

1.	40	vs. Pittsburgh	11/23/90
2.	40	at Loyola	02/04/89
4.	40	at Cincinnati	11/19/05
4.	41	at West Virginia	12/30/06
5.	43	at Virginia	12/21/04
5.	43	at Robert Morris	02/20/05
5.	43	vs. Robert Morris	03/12/05

### Highest FG%

1.	67	vs. Robert Morris	01/26/04
2.	63	vs. Monmouth	01/10/98
3.	61	at Miami (Ohio)	12/18/02
4.	60	at LIU Brooklyn	02/21/87
5.	59	vs. Quinnipiac	02/28/04
5.	59	at Bucknell	12/19/99
5.	59	vs. Juniata	02/10/86

### Lowest FG%

1.	21.0	at George Mason	11/20/00
2.	22.0	at North Carolina	11/21/03
3.	23.0	vs. Texas Tech (Cancun, Mexico)	11/28/97
3.	23.0	vs. Monmouth	02/28/87
5.	23.4	at George Mason	11/21/13

### Most 3FGs Attempted

1.	54	at South Florida	12/14/16
2.	51	at FDU	2/1/16
3.	49	vs. Wagner	2/13/17
4.	47	at Ohio State	11/16/14
5.	45	vs. George Mason	12/6/14

### Most 3FGs Made

1.	19	at South Florida	12/14/16
2.	17	vs Fairleigh Dickinson	1/18/16
2.	17	vs EKU (at Florida)	12/21/15
2.	17	vs Fairleigh Dickinson	2/25/13
5.	15	vs Cornell	11/23/15
5.	15	at Wisconsin	11/13/16

### Most FTs Attempted

1.	62	at Central Conn. St.	01/06/14
2.	46	vs. Monmouth	03/09/95
3.	45	at Central Conn. St.	02/20/12
4.	43	vs. St. Francis Brooklyn	02/19/94
5.	41	at Marist	01/04/96
5.	41	at Wagner	02/06/12

### Fewest FTs Attempted

1.	0	at Bucknell	01/09/86
2.	2	vs. LIU Brooklyn	02/28/05
3.	3	at Cincinnati	11/28/01
4.	4	Six times	

### Highest FT% [min. 10 attempts]

1.	100.0	at Mount St. Mary's	02/24/05
2.	94.0	vs. St. Francis Brooklyn	03/05/05
3.	93.0	Seven times	

### Lowest FT% [min. 10 attempts]

1.	20	at Dayton	02/20/92
2.	30	at East Carolina	01/01/92
3.	32	at Fairleigh Dickinson	01/30/93

### Most Rebounds

1.	66	at Rider	12/01/90
2.	65	vs Seton Hill	11/21/17
3.	62	at Cleveland State	12/18/91
4.	61	vs. Rider	01/07/95
5.	60	at Fairleigh Dickinson	01/12/95

### Fewest Rebounds

1.	20	at Cincinnati	11/19/05
2.	20	at Minnesota	03/19/05
2.	20	at Cincinnati	11/28/01
4.	21	at Oregon	11/11/05
5.	22	at Louisville	12/30/05
5.	22	at Long Island	01/06/05
5.	22	at Xavier	12/31/03
5.	22	vs. George Mason	11/24/91

### Most Assists

1.	35	Fairleigh Dickinson	02/11/95
2.	30	vs. LIU Brooklyn	01/24/98
3.	30	vs. LIU Brooklyn	01/29/96
3.	30	vs. Robert Morris	03/03/94
3.	30	at St. Francis Brooklyn	01/19/02
3.	30	at Wright State	12/21/12

### Fewest Assists

1.	0	at Ohio	12/19/85
2.	2	at Loyola	12/12/87
3.	4	at Georgetown	12/09/89
4.	4	at Pittsburgh	11/15/11
4.	4	vs. CCSU	2/6/16
4.	5	at South Carolina	11/09/07
5.	5	at Oregon	11/11/05
5.	5	at Alabama	03/14/97
5.	5	at Fairleigh Dickinson	01/30/93

### Most Steals

1.	23	vs. Mount St. Mary's	3/2/15
2.	22	vs. Marist	01/31/88
3.	21	vs. Wagner	02/09/04
3.	21	vs. Robert Morris	01/09/90
3.	21	vs. Monmouth	02/23/13
6.	20	vs St. Francis Brooklyn	1/7/17

### Fewest Steals

1.	1	vs. LIU Brooklyn	01/16/06
2.	1	at Delaware	12/29/99
3.	2	Seven times	

### Most Blocks

1.	13	Vs Jackson State	12/17/16
2.	12	vs LIU Brooklyn	2/20/16
3.	11	Vs. Columbia	11/19/16
3.	11	vs. Robert Morris	02/15/97
5.	10	vs Fairleigh Dickinson	2/25/17
6.	9	at Duquesne	
6.	9	Vs Mount St. Mary's	2/11/17
6.	9	Vs Canisius	11/22/16
6.	9	vs. William & Mary	12/21/98
6.	9	vs. Monmouth	02/15/97
7.	8	vs. Robert Morris	12/09/00
7.	8	at Monmouth	01/18/97
7.	8	vs. Maryland Eastern Shore	11/29/96
7.	8	at St. Francis Brooklyn	02/24/96

### Most Turnovers

1.	43	at Florida	12/17/13
2.	41	vs. Pittsburgh	11/23/90
2.	41	at Cleveland State	12/18/91
3.	40	at Florida	12/20/15
4.	36	at St. Francis Brooklyn	02/29/92
4.	36	at Virginia	12/19/90
4.	36	at Rider	12/01/90

### Fewest Turnovers

1.	4	vs. Wagner	03/03/14
2.	7	at Sacred Heart	02/17/05
2.	7	at Iowa State	03/17/00
4.	8	vs. Quinnipiac	03/07/04
4.	8	at Fairleigh Dickinson	01/27/01
4.	8	at Mount St. Mary's	03/09/96



## THE LAST TIME... SFU (TEAM)

Scored 100 or more:

103 vs Seton Hill (11/21/17)

Scored 90 or more:

97 at Mount St. Mary's (1/14/17)

Scored 80 or more:

81 at Columbia (12/6/17)

Scored 70 or more:

74 at Gonzaga (12/17/17)

Scored 49 or less:

43 at Robert Morris (2/29/16)

Scored 39 or less:

38, at Duquesne (12/5/12)

Shot 50 percent or better:

52, vs SHU (2/27/17)

Shot 50 percent or better in each half:

62/51, at Wright State (12/21/12)

Shot 35 percent or worse:

31 at Duquesne (11/30/17)

Shot 30 percent or worse:

23 vs SEMO (At GMU 11/17/17)

Made 35 or more field goals:

35 vs Seton Hill (11/21/17)

Made 20 or more free throws:

24 vs Seton Hill (11/21/17)

Attempted 35 or more free throws:

35, vs Robert Morris (1/30/16)

Shot 50 percent or better from 3-point:

50.0 (12-24), at Florida (12/17/13)

Made 10 or more from 3-point:

11, vs YSU (12/9/17)

Had 50 or more rebounds:

65, vs Seton Hill (11/21/17)

Had 15 or more offensive rebounds:

16 vs YSU (12/9/17)

Had 20 or more assists:

20 vs Seton Hill (11/21/17)

Had 10 or more steals:

14 vs Seton Hill (11/21/17)

Had 8 or more blocked shots:

9 at Duquesne (11/30/17)

Won five or more consecutive games:

7 (1/7/17 to 1/28/17)

Lost five or more consecutive games:

5 (1/10/15-1/24/15)

Defeated a power conference team:

77-73 at Cincinnati (11/27/17)

Played in overtime:

L, 74-64 at Mount Saint Mary's (1/24/15)

Played in double overtime or later:

W, 132-124 2 OT vs Sacred Heart (3/9/14)

Won when trailing at halftime:

66-52 vs LIU Brooklyn (1/7/17) (Trailed 30-29)

Won when trailing by 10 points or more:

77-73 at Cincinnati (Trailed 66-52)

## OPPONENT (TEAM)

Scored 100 or more:

129 at South Florida (12/14/16)

Scored 90 or more:

97 at Gonzaga (12/17/17)

Scored 80 or more:

87 at Duquesne (11/30/17)

Scored 70 or more:

73 at Cincinnati (11/27/17)

Scored 49 or less:

30 at LIU Brooklyn (2/4/17)

Shot 60 percent or better:

60.6 at Gonzaga (12/17/17)

Shot 50 percent or better:

54, at Columbia (12/6/17)

Shot 50 percent or better in each half:

55/63 at Gonzaga (12/17/17)

Shot 35 percent or worse:

33, vs YSU (12/9/17)

Shot 30 percent or worse:

30, vs FDU (2/25/17)

Made 35 or more field goals:

40 at Gonzaga (12/17/17)

Made 25 or more free throws:

27, at Jackson State (at FAU) (12/17/16)

Attempted 35 or more free throws:

37, at Jackson State (at FAU) (12/17/16)

Shot 50 percent or better from 3-point:

58, at Columbia (12/6/17)

Made 10 or more from 3-point:

10, vs YSU (12/9/17)

Had 50 or more rebounds:

54 at Gonzaga (12/17/17)

Had 15 or more offensive rebounds:

18 at Gonzaga (12/17/17)

Had 20 or more assists:

23, at Columbia (12/6/17)

Had 10 or more steals:

13 vs W and M (12/2/17)

Had 10 or more blocked shots:

10, at Robert Morris (2/11/13)

## INDIVIDUAL

### SFU (PLAYER)

Scored 30 or more:

31, Jessica Kovatch, vs W and M (12/2/17)

Scored 25 or more:

25 Jessica Kovatch, vs Seton Hill (11/21/17)

Scored 20 or more:

23 Caitlyn Kroll at Columbia (12/6/17)

Made 10 or more field goals:

10 Jessica Kovatch vs W and M (12/2/17)

Made 10 or more free throws:

12, Jessica Kovatch vs RMU (1/30/16)

Made 5 or more from 3-point:

5 Jessica Kovatch, vs W and M (12/2/17)

Had 20 or more rebounds:

21 Jess Zinoble at FDU (2/5/2000)

Had 15 or more rebounds:

16, Ace Harrison vs Wagner (2/13/17)

Had 10 or more rebounds:

10 Kyasia Duling, vs W and M (12/2/17)

Had 10 or more assists:

10, Alexa Heyward at Mt St. Marys (01/24/15 )

Had 5 or more steals:

5 Ace Harrison, vs SEMO (At GMU 11/17/17)

Had 5 or more blocked shots:

5 Courtney Zezza vs Toledo (11/10/17)

## OPPONENT (PLAYER)

Scored 30 or more:

33 Bianca Boggs vs W and M (12/2/17)

Scored 25 or more:

25, Camille Zimmerman, at Columbia (12/6/17)

Scored 20 or more:

23 Zykeria Rice, at Gonzaga (12/17/17)

Made 10 or more field goals:

10 Zykeria Rice, at Gonzaga (12/17/17)

Made 10 or more free throws:

11, Camille Zimmerman, at Columbia (12/6/17)

Made 5 or more from 3-point:

5, Alison Smolinski, vs YSU (12/9/17)

Had 15 or more rebounds:

15 Eniko Kuttor at Duquesne (11/30/17)

Had 10 or more rebounds:

11 Jenn Wirth, at Gonzaga (12/17/17)

Had 10 or more assists:

14, Kierra Palmer, at Bryant (2/18/17)

Had 5 or more steals:

6, Shanice Johnson, at Cincinnati (11/27/17)

Had 5 or more blocked shots:

5, Giocelis Reynoso, vs CCSU (1/21/17)



## NCAA Statistics

Saint Francis (PA) - 2017-18 Women's Basketball Ranking Summary thru games 12/17/2017

Statistic	National Rank	Conference Rank	Value	National Leader	Value	Conference Leader	Value
Assist Turnover Ratio (345 ranked)	177	2	0.84	Baylor	1.93	Sacred Heart	0.86
Assists (345 ranked)	123	1	147	Iowa	285	Saint Francis (PA)	147
Assists Per Game (345 ranked)	112	1	14.7	Iowa	23.8	Saint Francis (PA)	14.7
Blocked Shots (345 ranked)	58	1	48	William & Mary	84	Saint Francis (PA)	48
Blocked Shots Per Game (345 ranked)	55	1	4.8	William & Mary	8.4	Saint Francis (PA)	4.8
Defensive Rebounds per Game (30 ranked)				Tennessee	35		
Fewest Fouls (345 ranked)	330	10	223	Radford	110	Bryant	160
Fewest Turnovers (345 ranked)	233	4	175	Villanova	82	Sacred Heart	139
Field-Goal Percentage (345 ranked)	281	7	36.8	Oregon St.	53.5	Fairleigh Dickinson	42.5
Field-Goal Percentage Defense (345 ranked)	331	8	45.6	Baylor	30.7	Robert Morris	37.9
Free Throw Attempts (345 ranked)	87	1	205	Tennessee	303	Saint Francis (PA)	205
Free Throws Made (345 ranked)	71	1	149	Tennessee	209	Saint Francis (PA)	149
Free-Throw Percentage (345 ranked)	77	2	72.7	Central Mich.	84.7	Mt. St. Mary's	73.7
Offensive Rebounds per Game (30 ranked)	30	1	16	Jackson St.	25	Saint Francis (PA)	16
Personal Fouls Per Game (345 ranked)	334	10	22.3	Iowa	11.7	Bryant	16.0
Rebound Margin (345 ranked)	259	5	-3.2	Baylor	17.2	St. Francis Brooklyn	1.8
Rebounds (345 ranked)	107	1	412	Ohio St.	570	Saint Francis (PA)	412
Rebounds Per Game (345 ranked)	87	1	41.20	Tennessee	51.27	Saint Francis (PA)	41.20
Scoring Defense (345 ranked)	342	10	80.3	Green Bay	46.1	Robert Morris	55.5
Scoring Margin (345 ranked)	252	4	-4.0	Baylor	36.1	Robert Morris	7.0
Scoring Offense (345 ranked)	49	1	76.3	Baylor	92.6	Saint Francis (PA)	76.3
Steals (345 ranked)	86	2	97	Rutgers	185	Robert Morris	109
Steals Per Game (345 ranked)	77	2	9.7	Lamar University	17.7	Robert Morris	10.9
Three Pt FG Defense (345 ranked)	147	6	30.6	Villanova	20.3	Fairleigh Dickinson	26.0
Three-Point Field Goals Attempted (148 ranked)	6	1	327	FGCU	442	Saint Francis (PA)	327
Three-Point Field Goals Made (344 ranked)	45	1	84	FGCU	160	Saint Francis (PA)	84
Three-Point Field Goals Per Game (345 ranked)	42	1	8.4	DePaul	13.4	Saint Francis (PA)	8.4
Three-Point Field-Goal Percentage (345 ranked)	306	8	25.7	Miami (OH)	44.6	Fairleigh Dickinson	37.7
Turnover Margin (345 ranked)	117	2	2.00	Lamar University	13.44	Robert Morris	3.20
Turnovers Forced (343 ranked)	63	1	19.50	Jackson St.	29.86	Saint Francis (PA)	19.50
Turnovers Per Game (345 ranked)	233	4	17.5	Villanova	9.1	Sacred Heart	13.9
Won-Lost Percentage (344 ranked)	231	3	40.0	8 teams tied	100.0	Fairleigh Dickinson Robert Morris	70.0 70.0

# NCAA Individual Leaders

Statistic	Player	National Rank	Conference Rank	Value	National Leader	Value	Conference Leader	Value
Assist Turnover Ratio (246 ranked)					Darby Maggard, Belmont	5.36	Natalie Zamora, Fairleigh Dickinson	2.18
Assists (141 ranked)					Tiana Mangakahia, Syracuse	125	Drew Winter, LIU Brooklyn	48
Assists Per Game (250 ranked)					Tiana Mangakahia, Syracuse	11.4	Drew Winter, LIU Brooklyn	4.8
Blocked Shots (146 ranked)	Courtney Zezza	39	2	22	Abby Rendle, William & Mary	53	Sierra Clark, Wagner	23
Blocked Shots Per Game (247 ranked)	Courtney Zezza	38	2	2.20	Abby Rendle, William & Mary	5.30	Sierra Clark, Wagner	2.30
Defensive Rebounds per Game (30 ranked)					G'mrice Davis, Fordham	11		
Double Doubles (28 ranked)					Natalie Butler, George Mason Megan Gustafson, Iowa	11 11	Sierra Clark, Wagner Katherine Haines, Sacred Heart	5 5
Field Goal Attempts (147 ranked)	Jessica Kovatch	25	1	177	Kelsey Mitchell, Ohio St.	244	Jessica Kovatch, Saint Francis (PA)	177
Field Goals Made (142 ranked)	Jessica Kovatch	116	1	63	Tyler Scaife, Rutgers	118	Jessica Kovatch, Saint Francis (PA)	63
Field-Goal Percentage (250 ranked)					Jada Terry, Texas Tech	73.5	Nneka Ezeigbo, Robert Morris	55.1
Final Points (195 ranked)	Jessica Kovatch	70	1	191	Kelsey Mitchell, Ohio St.	340	Jessica Kovatch, Saint Francis (PA)	191
Free Throw Attempts (150 ranked)	Jessica Kovatch	142	3	49	Tanaya Atkinson, Temple	109	Sydney Holloway, Bryant	70
Free Throws Made (142 ranked)	Jessica Kovatch	123	2	38	Tanaya Atkinson, Temple	76	Sydney Holloway, Bryant	41
Free-Throw Percentage (250 ranked)	Caitlyn Kroll Jessica Kovatch	164 187	3 4	78.8 77.6	Candice White, Fresno St.	100.0	Andi Lydon, Central Conn. St.	82.5
Minutes Played (149 ranked)					Tianna Tarter, ETSU	467:00	Erin Storck, Sacred Heart	372:00
Minutes Played Per Game (150 ranked)					Lauren Holden, Fordham	39.60	Erin Storck, Sacred Heart	37.20
Offensive Rebounds per Game (26 ranked)	Kyasia Duling	26	1	4	Tierra McGowan, Morehead St.	7	Kyasia Duling, Saint Francis (PA)	4
Points Per Game (246 ranked)	Jessica Kovatch	45	1	19.1	Joyce Kennerson, Texas Southern	26.6	Jessica Kovatch, Saint Francis (PA)	19.1
Rebounds (147 ranked)					Natalie Butler, George Mason	164	Sydney Holloway, Bryant	89
Rebounds Per Game (249 ranked)	Kyasia Duling	225	4	7.4	G'mrice Davis, Fordham	14.0	Sydney Holloway, Bryant	8.9
Steals (135 ranked)					Chastadie Barrs, Lamar University	59	Naomi Ashley, Bryant	32
Steals Per Game (239 ranked)	A'Lexus Harrison	225	6	1.90	Chastadie Barrs, Lamar University	6.56	Naomi Ashley, Bryant	3.20
Three-Point Field Goals Attempted (148 ranked)	Jessica Kovatch	10	1	94	Kelsey Mitchell, Ohio St.	135	Jessica Kovatch, Saint Francis (PA)	94
Three-Point Field Goals Made (141 ranked)	Jessica Kovatch	77	2	27	Kelsey Mitchell, Ohio St.	55	Jeydah Johnson, LIU Brooklyn	28
Three-Point Field Goals Per Game (222 ranked)	Jessica Kovatch	71	2	2.70	Toshua Leavitt, Texas St.	4.56	Jeydah Johnson, LIU Brooklyn	2.80
Three-Point Field-Goal Percentage (250 ranked)	Jessica Kovatch	250	10	28.7	Aleah Goodman, Oregon St.	59.4	Kamrin Weimer, Fairleigh Dickinson	47.2
Triple Doubles (3 ranked)					Sabrina Ionescu, Oregon Chastadie Barrs, Lamar University	3 3		






**2** Caitlyn Kroll  
5-10 ■ FR ■ G  
Bridgeport, Ohio.  
Bridgeport



**3** Karson Swogger  
5-8 ■ FR ■ G  
Bellwood, PA  
Bellwood-Antis



**10** Leah Morrow  
5-8 ■ FR ■ G/F  
Columbus, OH  
Columbus Africentric



**12** Jenna Mastellone  
5-10 ■ FR ■ G  
New York City, NY  
Archbishop Molloy



**13** Sam Sabino  
5-9 ■ R-SO ■ G  
Rumson, NJ  
Fair Haven



**15** Maya Wynn  
5-11 ■ SR ■ G-F  
Reisterstown, MD  
McDonogh



**20** Caitlin Carroll  
5-9 ■ SO ■ G/F  
Middletown, NJ  
Red Bank Catholic



**21** AJ Timbers  
6-0 ■ R-SO ■ G/F  
Philadelphia, PA  
Neumann Gorretti



**22** Jill Scott  
5-11 ■ SO ■ F  
Summerhill, PA  
Forest Hills



**23** Jessica Kovatch  
5-9 ■ JR ■ G  
Phillipsburg, N.J.  
Phillipsburg



**24** Kyasia Duling  
6-3 ■ SR ■ C  
Zanesville, OH  
Zanesville



**30** Jill Falvey  
6-0 ■ JR ■ F  
Lincroft, NJ  
Middletown South



**32** Courtney Zezza  
6-4 ■ JR ■ C  
Plum, PA  
Plum



**33** Cydney Smith  
6-3 ■ SR ■ C  
Port Tobacco, MD  
St. Mary's Ryken



**34** Ace Harrison  
6-2 ■ GR-2 ■ F  
Baltimore, MD  
Digital Harbor (Maryland)



**51** Haley Thomas  
5-11 ■ FR ■ F  
Hooversville, PA  
Bishop McCort



**GA** Christina Floyd  
Philadelphia, PA  
PSU-McKeesport  
First Season



**GA** Joe Rutigliano  
Genesco, NY  
Canisius  
First Season



**HC** Joe Haigh  
Head Coach  
Sixth Season



**AC** Kyle Hejmowski  
Assistant Coach  
Third Season



**AC** Vanessa Abel  
Assistant Coach  
Second Season



**AC** Janicia Anderson  
Assistant Coach  
Second Season



**OP** Rachel Halaszynski  
Director of  
Operations  
Third Season