



SAINT FRANCIS WOMEN'S BASKETBALL

- NEC-BEST 11 NEC TOURNAMENT TITLES
- 11 NCAA TOURNAMENT APPEARANCES

2017-18 GAME NOTES



Schedule/Results

WBB CONTACT: DAN GRIFFIN | EMAIL: DGRIFIN@FRANCIS.EDU | (D) 814-472-3180

November

Thurs. 2		UP-J (ex)	W, 94-60
Fri. 10		at Toledo	L, 74-66
Fri. 17		vs SEMO (at GMU-WNIT)	L 82-50
Sat 18		vs Old Dominion (WNIT)	NOON
Tue. 22		SETON HILL	11 A.M.
Mon 27		at Cincinnati	7 P.M.
Thurs. 30		at Duquesne	7 A.M.





0-2 overall	0-0 NEC
Head Coach-6th year Joe Haigh	51-40 NEC 69-90 Overall
0-2 last 10	L2 Streak





0-2 overall	0-0 C-USA
Nikki McCray-Penson First Season	0-2 at ODU
0-2 last 10	L2 Streak

Saint Francis at Old Dominion/George Mason/Fairfax, VA
Saturday, November, 18, 2017 | NOON

December

Sat. 2		WILLIAM and MARY	2 P.M.
Wed. 6		at Columbia	TBA
Sat. 9		YOUNGSTOWN ST.	2 P.M.
Sun. 17		at Gonzaga	2 P.M. (PT)/5 P.M. (ET)
Wed. 20		at Portland	1 P.M. (PT)/ 4 P.M. (ET)
Thurs. 21		at Boise State	5:30 P.M. (MT)/7:30 P.M. (ET)
Fri. 29		at Sacred Heart*	1 P.M.
Sun. 31		at Fairleigh Dickinson*	2 P.M.

Tale of the Tape (2017-18)

	
58 PPG 78 opp. PPG	54 PPG 64.5 opp. PPG
28.3 fg % 50.3 opp. fg. %	42.9 fg % 45.9 opp. fg. %
29.1 3pt fg % 30.4 opp. 3pt fg%	..405 3pt fg % ..441 opp. 3pt fg%
83.3 FT % 60.2 opp. FT %	..500 FT % ..686 opp. FT %
36 RPG 42.5 opp RPG	27.5 RPG 31 opp RPG
10 APG 18.5 opp APG	11.5 APG 14 opp APG
25.5 TO PG 23 opp TO PG	18 TO PG 12 opp TO PG
5.5 Blocks PG 5 opp Blocks PG	1 Blocks PG 2.5 opp Blocks PG


Series Notes

Overall: ODU 1-0
Streak: ODU W1
Last Red Flash Win: N/A








Game Coverage

Video: A-10 Network
Radio: N/A
Live Stats: GOMason.com




January

Sat. 6		St. FRANCIS BROOKLYN*	1 P.M.
Mon. 8		LIU BROOKLYN*	6 P.M.
Sat. 13		at Robert Morris*	TBA
Sat. 20		MOUNT ST. MARY'S*	2 P.M.
Mon. 22		at Wagner*	7 P.M.
Sat. 27		CENTRAL CT. STATE*	2 P.M.
Mon. 29		BRYANT*	6 P.M.

February

Sat. 3		ROBERT MORRIS*	2 P.M.
Sat. 10		at St. Francis Brooklyn*	1 P.M.
Mon. 12		at LIU Brooklyn*	7 P.M.
Sat. 17		SACRED HEART*	4 P.M.
Mon. 19		FAIRLEIGH DICKINSON*	6 P.M.
Sat. 24		at Central Conn. State*	1 P.M.
Mon. 26		at Bryant*	7 P.M.

March

Fri. 2		at Mount St. Mary's	7 P.M.
Sun. 4		WAGNER	2 P.M.
Wed. 7		NEC Quarter Finals	

PROBABLE STARTERS



#34 Ace Harrison



#23 Jessica Kovatch



#2 Caitlyn Kroll



#15 Maya Wynn



#32 Courtney Zezza

Gr. Forward
13.5 PPG
5.5 RPG
2 BPG

Jr. Guard
15.5 PPG
3 RPG
1.5 APG

Fr. Guard
11.5 PPG
7.5 RPG
3 APG

Sr. Guard
3 PPG
1 RPG
1 APG

Jr. Forward
6 PPG
4 RPG
3.5 BPG



2017-18 Saint Francis U Basketball Roster

Numerical Roster

No.	Name	Yr.	Pos.	Ht.	Hometown / High School
2	Caitlyn Kroll	So.	G	5-10	Bridgeport, Ohio / Bridgeport
3	Karson Swogger	Fr.	G	5-8	Bellwood, PA / BellwoodAntis
4	Allison Shuke	Fr.	G/F	5-11	Bedford, PA / Bedford
10	Leah Morrow	Fr.	G/F	5-9	Columbus, Ohio / Columbus Africentric
12	Jenna Mastellone	Fr.	G	5-10	New York City / Archbishop Molloy
13	Sam Sabino	R-So.	G	5-9	Rumson, N.J. / Rumson Fair Haven (New Hampshire)
15	Maya Wynn	Sr.	G	5-11	Reisterstown, Md. / McDonagh
20	Caitlin Carroll	So.	G	5-9	Middletown, New Jersey / Red Bank Catholic
21	AJ Timbers	R-So.	G/F	6-0	Philadelphia, PA / Neumann Gorretti (Towson)
22	Jillian Scott	So.	F	5-11	Summerhill, Pa. / Forest Hills
23	Jessica Kovatch	Jr.	G	5-9	Phillipsburg, N.J. / Phillipsburg
24	Kyasias Duling	R-Sr.	F	6-3	Zanesville, Ohio / New Albany (Duquesne)
30	Jill Falvey	Jr.	F	6-0	Lincroft, N.J. / Middletown South
32	Courtney Zezza	Jr.	F/C	6-4	Plum, Pa. / Plum
33	Cydney Smith	R-Sr.	F/C	6-3	Port Tobacco, Md. / St. Mary's Ryken
34	Ace Harrison	Gr.	F	6-2	Baltimore, MD / Digital Harbor (Maryland)
51	Haley Thomas	Fr.	G/F	5-11	Hooversville, PA / Bishop McCort

Alphabetical Roster

No.	Name	Yr.	Pos.	Ht.	Hometown / High School
20	Caitlin Carroll	So.	G	5-9	Middletown, New Jersey / Red Bank Catholic
24	Kyasias Duling	R-Sr.	F	6-3	Zanesville, Ohio / New Albany (Duquesne)
30	Jill Falvey	Jr.	F	6-0	Lincroft, N.J. / Middletown South
34	Ace Harrison	Gr.	F	6-2	Baltimore, MD / Digital Harbor (Maryland)
23	Jessica Kovatch	Jr.	G	5-9	Phillipsburg, N.J. / Phillipsburg
2	Caitlyn Kroll	So.	G	5-10	Bridgeport, Ohio / Bridgeport
12	Jenna Mastellone	Fr.	G	5-10	New York City / Archbishop Molloy
10	Leah Morrow	Fr.	G/F	5-9	Columbus, Ohio / Columbus Africentric
13	Sam Sabino	R-So.	G	5-9	Rumson, N.J. / Rumson Fair Haven (New Hampshire)
22	Jillian Scott	So.	F	5-11	Summerhill, Pa. / Forest Hills
4	Allison Shuke	Fr.	G/F	5-11	Bedford, PA / Bedford
33	Cydney Smith	R-Sr.	F/C	6-3	Port Tobacco, Md. / St. Mary's Ryken
3	Karson Swogger	Fr.	G	5-8	Bellwood, PA / BellwoodAntis
51	Haley Thomas	Fr.	G/F	5-11	Hooversville, PA / Bishop McCort
21	AJ Timbers	R-So.	G/F	6-0	Philadelphia, PA / Neumann Gorretti (Towson)
15	Maya Wynn	Sr.	G	5-11	Reisterstown, Md. / McDonagh
32	Courtney Zezza	Jr.	F/C	6-4	Plum, Pa. / Plum
51	Haley Thomas	Fr.	G/F	5-11	Hooversville, PA / Bishop McCort

Pronunciation Guide

#4 Shuke (Shook)

#24 Kyasias Duling (Ky-A-Zuh Dooling)

Joe Haigh (hay-guh)

Kyle Hejmowski (Hedge-mowski)

Rachel Halaszynski (Hal-uh-zin-ski)

Janicia-(Juh-knee-she-uh)

Head Coach: Joe Haigh (Notre Dame '95)

Assistant Coaches: Kyle Hejmowski (Canisius '03)

Vanessa Abel (Duquesne '10)

Janicia Anderson (Wilberforce '10)

Director of Operations: Rachel Halaszynski (PSU- McKeesport '12)



OPPONENT NOTES

ODU (0-1)

1997-98 L 39 92 A

- ODU was picked to finish 10th in Conference USA
- The Monarchs have fallen to Liberty and George Mason in the WNIT
- Ashley Jackson and Victoria Morris pace the Monarchs with 12 and 11 points per game
- ODU has four players averaging at least seven points per game
- The Monarchs like to slow it down, averaging 54 points per game and allowing 65
- This will be the first meeting between the teams since the 1998 NCAA tournament

LAST TIME OUT

- ODU fell at consolation round host George Mason 66-53
- Ashley Jackson led three players in double figures with 18
- The Monarchs hit a wall in the fourth quarter, shooting just 2-14 from the field
- ODU was out scored 32-16 in the paint
- The Monarchs did hit 10 threes on 25 attempts (40 percent)

OLD DOMINION MONARCHS

0	KELLY LOFTUS	G/F	5-10	RSR.	ALEXANDRIA, VA. (HOFSTRA) (MOUNT VERNON)
2	MAKAYLA TIMMONS	G	5-7	JR.	COLUMBIA, TENN. (COLUMBIA CENTRAL HIGH SCHOOL)
3	CAROLINA BERNARDECO	G	5-6	JR.	LISBON, PORTUGAL
4	JESSICA MUNOZ	F	6-1	SO.	NACOGDOCHES, TEXAS (CENTRAL HEIGHTS)
5	VICTORIA MORRIS	G	5-8	FR.	CINCINNATI, OHIO (NORTH COLLEGE HILL)
11	TAYLOR EDWARDS	G	5-9	SO.	PORTSMOUTH, VA. (WOODROW WILSON)
14	DEJAH CARTER	F	6-2	FR.	CHESTERFIELD, VA. (COSBY)
24	CARLEY BREW	F	6-0	RJR.	WYOMISSING, PA. (JAMES MADISON) (WILSON)
30	ASHLEY JACKSON	G	5-9	SR.	MEMPHIS, TENN. (RIDGEWAY HIGH SCHOOL)
32	LOVIE HARDEN	F	6-0	FR.	RICHMOND, VA. (TUCKER)
34	ODEGUA DIGBOKIE	F	6-1	R-SR.	MEMPHIS, TENN. (RIDGEWAY HIGH SCHOOL)

ABOUT ODU

Previous Game Starters Last Time Out: (L, 66-53 AT George Mason)

2	MAKAYLA TIMMONS	G	
4	JESSICA MUNOZ	F	High Scorer..... JACKSON 18
5	VICTORIA MORRIS	G	High Rebounder..... TWO, 6
30	ASHLEY JACKSON	G	Assists Leader..... Three, 2
34	ODEGUA DIGBOKIE	C	

Head Coach Nikki McCray-Penson (Tennessee, 95)

0-2 at ODU



SFU'S RECORD WHEN (2017-18)...

ALL 17-18 NEC

playing at HOME	0-0	0-0
playing on the ROAD	0-1	0-0
Neutral Site	0-1	N/A
Leading or tied at halftime	0-2	0-0
trailing at halftime	0-0	0-0
the SAINT FRANCIS offense...		
shoots 50% or higher	0-0	0-0
shoots less than 50%	0-2	0-0
shoots higher than opponent	0-0	0-0
shoots lower than opponent	0-2	0-0
hits 8 or more three-pointers	0-1	0-0
hits 7 or fewer three-pointers	0-1	0-0
the OPPOSING offense...		
shoots less than 50%	0-1	0-0
shoots 50% or higher	0-1	0-0
the RED FLASH score...		
60 points or fewer	0-1	0-0
61-70 points	0-1	0-0
71-80 points	0-0	0-0
81-90 points	0-0	0-0
91 or more points	0-0	0-0
more points in paint than opp.	0-0	0-0
fewer or same points in paint	0-2	0-0
more than opponent	0-0	0-0
fewer than opponent	0-2	0-0
more bench pts than opp.	0-0	0-0
fewer or same bench pts than opp.	0-2	0-0
more 2nd chance pts than opp.	0-0	0-0
fewer or same 2nd chance pts	0-2	0-0
out-REBOUNDING an opponent	0-0	0-0
same REBOUNDS as opponent	0-0	0-0
being out-REBOUNDED by an opponent	0-2	0-0
committing...		
fewer turnovers than an opponent	0-0	0-0
more turnovers than an opponent	0-1	0-0
same turnovers as opponent	0-0	0-0
playing in games...		
decided by 3 points or less	0-0	0-0
decided by 4-to-10 points	0-1	0-0
decided in OVERTIME	0-0	N/A
against RANKED opponents	0-0	N/A
following a LOSS	0-1	0-0
following a WIN	0-0	0-0
playing in the month of...		
November	0-2	N/A
December	0-0	0-0
January	0-0	0-0
February	0-0	0-0
March	0-0	N/A
tipping off...		
before 5 p.m.	0-1	0-0
at 5 p.m.	0-0	0-0
after 5 p.m.	0-1	0-0

FLASH POINTS

- Saint Francis enters the WNIT for the fourth time in school history
- SFU dropped to 1-4 all-time in the WNIT
- The Red Flash led the nation in threes made in the regular season at 10.8 threes per game
- Jess Kovatch led the Red Flash and was #2 in the nation in threes making 107 and 3.5/game
- Kovatch was named to the Lieberman Award watch list for the second-straight year
- Kovatch finished 11th in the nation in scoring at 21.4 points per game
- SFU finished #22 in the nation in scoring offense at 75.8 points per game
- Defensively, the Red Flash finished second in the nation in blocks, at 6.5 per game
- Courtney Zezza was fourth in the NCAA in blocks at 3.5 per game
- SFU was 11th in the nation in steals at nearly 12 per game
- Ace Harrison finished seventh in the NCAA in steals per game at nearly 3.5 thefts
- Backed by their high steal number, SFU finished #16 in the NCAA forcing nearly 21 turnovers per game, SFU averaged 20 points off turnovers per game

LAST TIME OUT

- Saint Francis lost to SEMO 82-50
- SFU started 0-11 from the field and 1-16
- Caitlyn Kroll had a career high 16 points and 10 rebounds
- SFU shot just 23 percent from the field, their lowest total since 2014
- Ace Harrison had 5 steals as SFU had 14 steals

MEDIA INFORMATION

CREDENTIALS

Requests for media credentials should be made directly to Assistant Director of Athletics Communications Dan Griffin. Credentials will be available at the Will Call window at the Stokes Center.

GAME DAY SERVICES

Pregame notes, halftime and final statistics plus a play-by-play account of the game will be available to all members of the working media. Saint Francis head coach Joe Haigh and student-athletes will be available for interviews following a brief cooling-off period and a radio post-game interview.

INTERVIEWS

Interviews with head coach Joe Haigh, his staff and players can be arranged through Assistant Director of Athletics Communications Dan Griffin. Players and coaches will be available after the game either in the media room or on-court after a short cooling-off period. Players and coaches during the week are available for both in-person and telephone interviews.

RADIO INFORMATION

Permission to broadcast games is granted through the Saint Francis Office of Athletics Communications. Arrangements for a line should be made at least two weeks in advance of the game (when possible).

SAINT FRANCIS

JOE HAIGH

Head Coach

Fifth Season

Ninth at SFU

NOTING HAIGH...

► Coached freshman Jessica Kovatch to one of the finest freshman seasons in the NCAA. The Phillipsburg, New Jersey native led the NCAA in freshman scoring at 20.9 points per game and set an NEC freshman scoring record with 615 points in the regular season

► Coached four new starters to an 11-win NEC campaign and an NEC-best 17th trip to the NEC semi-finals. Additionally, SFU became the first school to 300 NEC wins with a 62-54 win over Robert Morris.

► Coached Alex Hayward to a 22.3 points per game average, a mark that was tops in the NEC and fourth in the NCAA...Hayward set the Saint Francis record with 300 made three pointers in her career and was invited to the WNBA combine, the second straight season where a Red Flash has been invited to the combine.

► Led Saint Francis U to its second consecutive Northeast Conference Championship game in 2013-14. SFU has now made it to 16 conference title games in the past 21 seasons. The mark ranks second in the nation to only the University of Connecticut.

► Coached Alli Williams to one of the most impressive seasons in Northeast Conference history. The Altoona, Pa. native set an NEC record for points per game in a single season at 25.3 and is now playing professionally in Germany.

► Guided the best one-two punch in the entire Northeast Conference in 2013-14 with Alexa Hayward combining with

Williams for 42.6 points per game last season. Hayward graduated after last season and set the SFU record for career three-pointers with 300.

► Led Saint Francis U to its first-ever Non-NCAA postseason tournament appearance as SFU was invited to play in the Women's Basketball Invitational (WBI).

► Has compiled 38 wins in three seasons at the helm of the Red Flash women's basketball program. That number includes a 26-28 mark in league play.

► Was named the seventh head coach in program history by former President Rev. Gabriel Zeis, T.O.R., on April 26, 2012.

HAIGH'S YEARLY RECORDS

Year	School	Record	Conf.	Postseason
2012-13	Saint Francis U	17-16	10-8	NEC Final
2013-14	Saint Francis U	15-17	11-7	NEC Final
2014-15	Saint Francis U	6-23	5-13	N/A
2015-16	Saint Francis U	14-17	11-7	NEC Semis



HOMETOWN: Puyallup, Wash.

ALMA MATER: Notre Dame '95

FAMILY: Wife: Sherri; Children (5): Anna, Teresa, Patrick, Daniel, and Mary

BASKETBALL RÉSUMÉ

COACHING

Saint Francis University

Head Coach 2012-Present
Assistant Coach 2008-12

Virginia Commonwealth University

Director of Basketball Operations 2006-08

Benedictine High School

Head Coach 2005-06

Randolph-Macon College

Assistant Coach 2004-05

Thomas Jefferson High School

Assistant Coach 2003-04

PLAYING

Green River Community College 1991-1992

EDUCATION

Notre Dame . . . Bachelor's Degree in Accounting ('95)
VCU Master's Degree in Sport Leadership ('05)





INDIVIDUAL SUPERLATIVES

Date	Opponent	Points	Rebounds	Assists	Steals	Blocks
Nov. 10	Toledo (WNIT)	Kovatch (21)	Zezza (7)	Kroll (3)	Three (3)	Zezza (5)
Nov 17	SEMO (WNIT)	Kroll (16)	Kroll (10)	Harrison (4)	Harrison (5)	Zezza (2)
Nov 18	ODU or GMU					
Nov 21	Seton Hill					
Nov 27	Cincinnati					
Nov 30	Duquesne					
Dec 2	WILLIAM AND MARY					
Dec 6	Columbia					
Dec 9	YOUNGSTOWN ST					
Dec 17	Gonzaga					
Dec 20	Portland					
Dec 21	Boise State					
Dec 29	Sacred Heart					
Dec 31	Fairleigh Dickinson					
Jan 6	ST FRANCIS BROOKLYN					
Jan 8	LIU BROOKLYN					
Jan 13	Robert Morris					
Jan 20	MOUNT ST MARY'S					
Jan 22	at Wagner					
Jan 27	CENTRAL CONNECTICUT ST					
Jan 29	BRYANT					
Feb 3	ROBERT MORRIS					
Feb 10	St. Francis Brooklyn					
Feb 12	LIU Brooklyn					
Feb 17	SACRED HEART					
Feb 19	FAIRLEIGH DICKINSON					
Feb 24	Central Connecticut State					
Feb 26	Bryant					
Mar 2	Mount St. Mary's					
Mar 4	WAGNER					

SAINT FRANCIS

STARTING LINEUPS

Date	Opponent	G	G	F	F	F
Nov. 3	PITT JOHNSTOWN (Exh)	Kovatch	Kroll	Zezza	Falvey	Harrison
Nov 10	Toledo	Kovatch	Kroll	Wynn	Harrison	Zezza
Nov 17	SEMO (WNIT)	Kovatch	Kroll	Wynn	Harrison	Zezza
Nov 18	Old Dominion					
Nov 21	Seton Hill					
Nov 27	Cincinnati					
Nov 30	Duquesne					
Dec 2	WILLIAM AND MARY					
Dec 6	Columbia					
Dec 9	YOUNGSTOWN ST					
Dec 17	Gonzaga					
Dec 20	Portland					
Dec 21	Boise State					
Dec 29	Sacred Heart					
Dec 31	Fairleigh Dickinson					
Jan 6	ST FRANCIS BROOKLYN					
Jan 8	LIU BROOKLYN					
Jan 13	Robert Morris					
Jan 20	MOUNT ST MARY'S					
Jan 22	at Wagner					
Jan 27	CENTRAL CONNECTICUT ST					
Jan 29	BRYANT					
Feb 3	ROBERT MORRIS					
Feb 10	St. Francis Brooklyn					
Feb 12	LIU Brooklyn					
Feb 17	SACRED HEART					
Feb 19	FAIRLEIGH DICKINSON					
Feb 24	Central Connecticut State					
Feb 26	Bryant					
Mar 2	Mount St. Mary's					
Mar 4	WAGNER					

SAINT FRANCIS



**20 Caitlin
Carroll**

Guard | 5'8
Red Bank, NJ | Red Bank Catholic

GAME-BY-GAME STATS

FRESHMAN (2016-17) Played in 21 games for the Red Flash off the bench as a freshman...Had a career high 11 points in SFU's win at Mount St. Mary's and scored six points on a pair of threes at #19 South Florida

BEFORE SFU - Two-year captain and two-sport athlete at Red Bank Catholic (basketball, track)...Helped lead Red Bank to two Shore Conference championships and a state title.

PERSONAL - Daughter of Susanne and Terence Carroll...Plans to major in business administration.

CAREER STATS

Season	GP-GS	PTS-AVG	REB-AVG	A	BLK	STL
2016-17	21-0	24-1.1	14-0.7	6	0	2
TOTALS	21-0	24-1.1	14-0.7	6	0	2

CAREER HIGHS

PTS	11 at Mt Saint Mary's
REB	3 at Mt Saint Mary's
AST	2 at Mt Saint Mary's
STEALS	1, Twice

SEASON HIGHS

PTS	N/A
REB	N/A
AST	N/A
STEALS	N/A



SAINT FRANCIS



24 Kyasia Duling

Forward | SR | 6-3
Zanesville, OH | New Albany (Duquesne)

R-Junior (2016-17): Injured foot/ankle prior to being eligible in December...missed entire season due to injury

Junior (2015-16): Transferred to Saint Francis from Duquesne in December, will be eligible to play for the Flash after the first semester

Sophomore (2014-15) Played in 28 games ... career-high with 11 points against Saint Francis U ... career-high seven rebounds off the bench against Kent State.

Freshman (2013-14) Played in 17 games ... missed eight games to due injury ... scored season-high eight points and four rebounds at Morehead State.

High School :Ohio Girls Basketball Report Top 25 Seniors ... Associated Press Division I Central All-District Special Mention ... led New Albany High School to 17 wins while averaging a double-double of 11.2 points per game and 10.3 rebounds per game as a junior ... led the Eagles to a third place finish in Ohio Capital Conference Capital Division with a 10-4 league record ... named to the Ohio Capital Conference Capital Division First-Team ... before moving to New Albany, she attended Licking Heights High School where she was named Division II All-Central Honorable Mention by The Columbus Dispatch in 2010 ... ranked the 282nd best player in the country by Blue Star Basketball, the 290th best player in the country by All Star Girls Report and All-Ohio Honorable Mention by JHuddle.com ... played AAU ball for the Cincy Angels..

Personal Full name is Kyasia Rae Duling ... majoring in marketing and digital media.

CAREER STATS (SFU)

YEAR	GP-GS	PTS-AVG	REB-AVG	A	BLK	STL
2017-18						

CAREER HIGHS

PTS	N/A
REB	N/A
AST	N/A
STEALS	N/A

SEASON HIGHS

PTS	5 vs Toledo
REB	4 vs Toledo
AST	N/A vs Toledo
STEALS	2 vs Toledo

GAME-BY-GAME STATS

SFU-W Individual Game-by-Game (as of Nov 17, 2017)
All games

#24 DULING, Kyasia

Opponent	Date	gs	min	Total		3-Pointers		Free throws		Rebounds				pf	a	t/o	blk	stl	pts	avg
				fg	fga	fga	fga	fta	fta	off	def	tot	avg							
at Toledo Rockets	11/10/	16	1-3	.33	0-0	.00	3-4	.75	4	0	4	4.0	4	0	3	0	2	5	5.0	
vs Southeast Missouri	11/17/	19	2-9	.22	0-2	.00	0-0	.00	1	3	4	4.0	3	1	2	0	1	4	4.5	
Totals		0	35	3-12	.25	0-2	.00	3-4	.75	5	3	8	4.0	7	1	5	0	3	9	4.5

Games played: 2
Minutes/game: 17.5
Points/game: 4.5
FG Pct: 25.0
3FG Pct: 0.0
FT Pct: 75.0

Rebounds/game: 4.0
Assists/game: 0.5
Turnovers/game: 2.5
Assist/turnover ratio: 0.2
Steals/game: 1.5



SAINT FRANCIS



30 Jill Falvey

Forward | JR | 6-0
Lincroft, NJ | Middletown South

SOPHOMORE (2016-17) Saw action for the Red Flash in 28 games with two starts as a sophomore. Scored a career-best five points on four different occasions. Tallied a season-high four rebounds against LIU Brooklyn.

FRESHMAN (2015-16) - Saw action in 14 games off the bench for the Red Flash... Scored four points on the season including hitting a three in the win over Coastal Carolina...Recorded three rebounds on the year including two against Pitt and recorded two steals on the season.

BEFORE SFU - A four-year varsity basketball player at Middletown South High School, Falvey comes to Loretto from a very successful basketball background ... Captain of her team and helped lead them to a 2014 State Sectional Championship, as well as, semifinalist appearances in 2012 and 2013 ... Also won two State Championships in 2007 and 2010 for head coach Joe Whalen with her AAU team, NJ Shoreshots Select, in addition to a Junior National Championship in 2011.

PERSONAL - The daughter of Debbie and Jim Falvey, Jill was a member of the National Honor Society and the Spanish National Honor Society in high school ...Majors in business.

GAME-BY-GAME STATS

SFU-W Individual Game-by-Game (as of Nov 17, 2017) All games

#30 FALVEY, JILL

Opponent	Date	gs	min	Total		3-Pointers		Free throws		Rebounds				pf	a	t/o	blk	stl	pts	avg
				fg	pct	3fg	pct	ft	pct	off	def	tot	avg							
at Toledo Rockets	11/10/	3	0-0	.00	0-0	.00	0-0	.00	0-0	0	0	0	0.0	0	0	0	0	0	0	0.0
vs Southeast Missouri	11/17/	3	0-1	.00	0-1	.00	0-0	.00	0-0	0	0	0	0.0	0	0	0	0	0	0	0.0
Totals		6	0-1	.00	0-1	.00	0-0	.00	0-0	0	0	0	0.0	0	0	0	0	0	0	0.0

Games played: 2
Minutes/game: 3.0
FG Pct: 0.0
3FG Pct: 0.0

CAREER STATS

Season	GP-GS	PTS-AVG	REB-AVG	A	BLK	STL
2015-16	14-0	3-0.1	2-0.1	0	0	2
2016-17	27-2	24-.9	27-1.0	5	1	2
TOTALS	41-2	27-0.7	29-0.7	0	1	4

CAREER HIGHS

PTS	5 vs Three Teams
REB	4 vs LIU Brooklyn (1/7/17)
AST	1 vs Two Teams
STEALS	1 vs Three Teams

SEASON HIGHS

PTS	N/A
REB	N/A
AST	N/A
STEALS	N/A



SAINT FRANCIS



34 Ace

Harrison

Forward | GR | 6-3

Baltimore, MD | Digital Harbor

JUNIOR (2016-17)-Named Northeast Conference (NEC) Defensive Player of the Year and First-Team All-NEC....Played in 28 games with 22 starts, averaged 12.8 points and 8.8 rebounds. Her 3.53 steals per game ranked sixth in the NCAA. Had a career high 26 against Columbia and pulled down 17 rebounds in a win over Coastal Carolina.

BEFORE SFU: Played three seasons at Maryland, including one redshirt season... Averaged 1.5 points and two rebounds as a redshirt sophomore in 2015-16...A part of Maryland's Final Four run as a redshirt freshman and won 67 games in her two playing seasons in College Park...She totaled over 1400 points and 1300 rebounds as a four-year starter at Digital Harbor, leading Digital Harbor to the Baltimore City Division I title as a senior. Harrison also totaled over 500 assists and 250 steals in high school and was ranked as high as 28 (Blue Star Report) and 70 (ESPN) in their top-100 recruit rankings.

PERSONAL: Graduated in three years from Maryland with a degree in American Studies...Enrolled in Graduate School at SFU, this is her final year of eligibility

GAME-BY-GAME STATS

SFU-W Individual Game-by-Game (as of Nov 17, 2017)
All games

#34 HARRISON, Ace

Opponent	Date	gs	min	Total	3-Pointers	Free throws	Rebounds												
at Toledo Rockets	11/10/	*	31	5-9	.55	2-2	1.00	4-4	1.00	1	4	5	5.0	1	1	6	1	1	16 16.0
vs Southeast Missouri	11/17/	*	27	2-9	.22	1-6	.16	6-8	.75	3	3	6	5.5	4	4	2	1	5	11 13.5
Totals			2	58	7-18	.38	3-8	.37	10-12	.83	4	7	11	5.5	5	5	8	2	6 27 13.5

Games played: 2
Minutes/game: 29.0
Points/game: 13.5
FG Pct: 38.9
3FG Pct: 37.5
FT Pct: 83.3

Rebounds/game: 5.5
Assists/game: 2.5
Turnovers/game: 4.0
Assist/turnover ratio: 0.6
Steals/game: 3.0
Blocks/game: 1.0

CAREER STATS

Season	GP-GS	PTS-AVG	REB-AVG	A	BLK	STL
2016-17	27-21	343-12.7	233-8.6	64	26	95
TOTALS	27-21	343-12.7	233-8.6	64	26	95

CAREER HIGHS

PTS	26 Vs Columbia (11/19/16)
REB	17 at Coastal Carolina (12/12/16)
AST	7 at Marquette (11/16/15)
STEALS	11 at Central Connecticut (2/20/17)

SEASON HIGHS

PTS	16 vs Toledo
REB	5 vs Toledo
AST	1 vs Toledo
STEALS	1 vs Toledo



SAINT FRANCIS



23 Jessica

Kovatch

Guard | JR | 5-9

Phillipsburg, NJ | Phillipsburg

SOPHOMORE (2015-16)-Named Northeast Conference First Team and ECAC-All Star... Won three NEC Player of the Week Awards...Named to Nancy Liebermann Watch List for nation's top point guard...Became 25th player to reach 1000 points in 47 games or fewer doing so at Robert Morris... 11th in the NCAA in scoring at 21.2 points per game... Broke the Saint Francis single-season record for made threes with 110, seventh in NCAA...Topped 30 points three times including a career-high 45 vs Central Connecticut

FRESHMAN (2015-16) - The Northeast Conference and ECAC Rookie of the Year... Named NEC Second-Team All-Conference...Won a NEC-Record 13 NEC Rookie of the Week Awards including a record 11 straight...Named a "Face in the Crowd" in the February 29th edition of Sports Illustrated...Set SFU and NEC freshman scoring record with 649 points...Led all NCAA Freshmen in scoring at 20.9 ppg...Became the first SFU freshman to score 30 points in a game (Coastal Carolina), topped the 30 point mark four times... Led the Red Flash in scoring and steals (61), third on the team in rebounds (112)

BEFORE SFU - The 2014 West Jersey Player of the Year and Warren County All-First Team and Player of the Year. Kovatch joins the Red Flash women's basketball program out of Phillipsburg, N.J. A two-sport athlete for the Bobcats in basketball and lacrosse ... She was the first underclassmen to score 1,000 points and had the highest total after three seasons at 1,176 ... Kovatch's team in 2013 and 2014 won the Skyland Conference Raritan Division Championship.

PERSONAL - The daughter of Becky and Edward Kovatch ... is majoring in business

GAME-BY-GAME STATS

SFU-W Individual Game-by-Game (as of Nov 17, 2017)
All games

#23 KOVATCH, Jessica

Opponent	Date	gs	min	Total	fg-fga	pct	3fg-fga	pct	Free throws	ft-fta	pct	Rebounds	off	def	tot	avg	pf	a	t/o	blk	stl	pts	avg
at Toledo Rockets	11/10/	*	35	6-17	.35	4-12	.33	5-7	.71	2	3	5	5.0	2	2	8	1	3	21	21.0			
vs Southeast Missouri	11/17/	*	30	4-14	.28	2-6	.33	0-0	.00	0	1	1	3.0	2	1	2	1	1	10	15.5			
Totals		2	65	10-31	.32	6-18	.33	5-7	.71	2	4	6	3.0	4	3	10	2	4	31	15.5			

Games played: 2
Minutes/game: 32.5
Points/game: 15.5
FG Pct: 32.3
3FG Pct: 33.3
FT Pct: 71.4

Rebounds/game: 3.0
Assists/game: 1.5
Turnovers/game: 5.0
Assist/turnover ratio: 0.3
Steals/game: 2.0
Blocks/game: 1.0

CAREER STATS

Season	GP-GS	PTS-AVG	REB-AVG	A	BLK	STL
2015-16	31-31	649-20.8	112-3.6	46	8	61
2016-17	31-31	661-21.3	108-3.5	60	8	73
TOTALS	62-62	1310-21.1	220-3.55	106	16	134

CAREER HIGHS

PTS	45 vs CCSU (1/21/17)
REB	8 vs Two Teams
AST	4 vs Five Teams
STEALS	8 Vs two teams

SEASON HIGHS

PTS	21 vs Toledo
REB	5 vs Toledo
AST	2 vs Toledo
STEALS	3 vs Toledo



SAINT FRANCIS



2 Caitlyn
Kroll

Guard | So | 5-10
Bridgeport, OH | Bridgeport

FRESHMAN (2016-17) - Missed the 2016-17 season due to knee injury suffered during senior year of high school

BEFORE SFU - Kroll was named the District 12 Player of the Year as a senior en route to being named Third Team All-Ohio. Kroll was named First Team OVAC her final three years at Bridgeport as well as All-Valley by the Wheeling News Register. Averaged over 20 points per game in each of her final three seasons.

PERSONAL: Caitlyn is the daughter of Rick Ray and Julie Kroll and plans on majoring in pre-med at Saint Francis.

GAME-BY-GAME STATS

SFU-W Individual Game-by-Game (as of Nov 17, 2017)
All games

#02 KROLL, Caitlyn

Opponent	Date	gs	min	Total		3-Pointers		Free throws		Rebounds			pf	a	t/o	blk	stl	pts	avg
				fg	fg%	ft	ft%	ft	ft%	off	def	tot							
at Toledo Rockets	11/10/	*	32	2-10	.20	1-1	1.00	2-2	1.00	0	5	5	5.0	4	3	5	0	3	7.0
vs Southeast Missouri	11/17/	*	33	6-17	.35	2-5	.40	2-2	1.00	7	3	10	7.5	2	3	5	0	0	16.11.5
Totals		2	65	8-27	.29	3-6	.50	4-4	1.00	7	8	15	7.5	6	6	10	0	3	23.11.5

Games played: 2
Minutes/game: 32.5
Points/game: 11.5
FG Pct: 29.6
3FG Pct: 50.0
FT Pct: 100.0

Rebounds/game: 7.5
Assists/game: 3.0
Turnovers/game: 5.0
Assist/turnover ratio: 0.6
Steals/game: 1.5

CAREER STATS

YEAR	GP-GS	PTS-AVG	REB-AVG	A	BLK	STL
2016-17	Missed Season due to injury					

CAREER HIGHS

PTS	16 vs SE MO
REB	10 vs SE MO
AST	3 Twice
STEALS	3 vs Toledo

SEASON HIGHS

PTS	16 vs SE MO
REB	10 vs SE MO
AST	3 Twice
STEALS	3 vs Toledo



SAINT FRANCIS



12 Jenna

Mastellone

Guard | FR/S-10

New York City, NY | Archbishop Molloy

BEFORE SFU: Two-Time All-Queens Player...Named All New York City senior season...
Named Second Team All Brooklyn/Queens during senior season...Helped Archbishop
Molloy reached #6 in the nation during sophomore season

PERSONAL: Daughter of Patricia and Robert Mastellone...Has a twin sister Nicole...
Undecided on a major

GAME-BY-GAME STATS

SFU-W Individual Game-by-Game (as of Nov 17, 2017)
All games

#12 MASTELLONE, Jenna

Opponent	Date	gs	min	Total		3-Pointers		Free throws		Rebounds				pf	a	t/o	blk	stl	pts	avg
				fg-fga	pct	3fg-fga	pct	ft-fa	pct	off	def	tot	avg							
at Toledo Rockets	11/10/	2	0-0	.00	0-0	.00	0-0	.00	0-0	0	0	0	0.0	1	0	1	0	0	0	0.0
vs Southeast Missouri	11/17/	5	0-0	.00	0-0	.00	0-0	.00	0-0	0	0	0	0.0	1	1	1	0	1	0	0.0
Totals		0	7	0-0	.00	0-0	.00	0-0	.00	0	0	0	0.0	2	1	2	0	1	0	0.0

Games played: 2
Minutes/game: 3.5

Assists/game: 0.5
Turnovers/game: 1.0
Assist/turnover ratio: 0.5
Steals/game: 0.5

CAREER HIGHS

PTS N/A
REB N/A
AST N/A
STEALS N/A

SEASON HIGHS

PTS N/A
REB N/A
AST N/A
STEALS N/A



SAINT FRANCIS



10 Leah

Morrow

Guard/Forward | FR | 5-9
Columbus, OH | Africentric

BEFORE SFU: Named All-State honorable mention and All-Columbus District in junior and senior seasons by Associated Press...Helped lead the Nubians to the Division-III state title as a junior...Named state tournament MVP

GAME-BY-GAME STATS

SFU-W Individual Game-by-Game (as of Nov 17, 2017)
All games

#10 MORROW, Leah

Opponent	Date	gs	min	Total	3-Pointers	Free throws	Rebounds												
				fg-fga	pct	3fg-fga	pct	ft-fa	pct	off	def	tot	avg	pf	a	t/o	blk	stl	pts
at Toledo Rockets	11/10/	19		0-4	.00	0-1	.00	0-0	.00	0	1	1	1.0	2	2	2	0	0	0
vs Southeast Missouri	11/17/	18		0-2	.00	0-1	.00	2-2	1.00	0	1	1	1.0	3	0	3	0	1	2
Totals		0	37	0-6	.00	0-2	.00	2-2	1.00	0	2	2	1.0	5	2	5	0	1	2

Games played: 2
Minutes/game: 18.5
Points/game: 1.0
FG Pct: 0.0
3FG Pct: 0.0
FT Pct: 100.0

Rebounds/game: 1.0
Assists/game: 1.0
Turnovers/game: 2.5
Assist/turnover ratio: 0.4
Steals/game: 0.5

CAREER HIGHS

PTS N/A
REB N/A
AST N/A
STEALS N/A

SEASON HIGHS

PTS N/A
REB 1 vs Toledo
AST 2 vs Toledo
STEALS N/A



SAINT FRANCIS



13 Sam

Sabino

Guard | R-So | 5-9

Rumson, NJ | Rumson Fair Lawn

GAME-BY-GAME STATS

BEFORE SFU: Played two seasons at the University of New Hampshire...Appeared in eight games as a sophomore and 17 as a freshman...Played high school ball at Rumson Fair Haven, helping them win two state titles

PERSONAL: Daughter of Tracey and Pat Sabino...Mother was a four-year letter-winner at Monmouth University playing basketball...Her grandfather (Mickey Radigan) played basketball at Wagner College

CAREER STATS

YEAR	GP-GS	PTS-AVG	REB-AVG	A	BLK	STL
------	-------	---------	---------	---	-----	-----

CAREER HIGHS

PTS	N/A
REB	N/A
AST	N/A
STEALS	N/A

SEASON HIGHS

PTS	N/A
REB	N/A
AST	N/A
STEALS	N/A



SAINT FRANCIS



22 Jill

Scott

Guard | SO | 5-10
Summerhill, PA | Forest Hills

FRESHMAN (2016-17) Played in 25 games for the Red Flash off the bench as a freshman...Scored a career-best five points in win over Saint Francis Brooklyn...Grabbed a couple of boards in three games for the Red Flash...Used as a defensive stopper, recorded two steals in win over SFBK

BEFORE SFU: Scott comes to Saint Francis from nearby Summerhill, Pennsylvania where she starred for Forest Hills High School, scoring over 1000 points in her career. She served as co-captain her senior season and led basketball team in scoring, blocked shots, defensive rebounds, and field goal shooting percentage. She helped lead the Rangers three PIAA District 6 championships.

PERSONAL: Jill is the daughter of Bill and Kate Scott and is majoring in business at Saint Francis.

GAME-BY-GAME STATS

SFU-W Individual Game-by-Game (as of Nov 17, 2017)
All games

#22 SCOTT, Jillian

Opponent	Date	gs	min	Total		3-Pointers		Free throws		Rebounds				pf	a	t/o	blk	stl	pts	avg
				fg-fga	pct	3fg-fga	pct	ft-fa	pct	off	def	tot	avg							
vs Southeast Missouri	11/17/	2		0-0	.00	0-0	.00	0-0	.00	0	0	0	0.0	0	0	0	0	0	0	0.0
Totals		0	2	0-0	.00	0-0	.00	0-0	.00	0	0	0	0.0	0	0	0	0	0	0	0.0

Games played: 1
Minutes/game: 2.0

CAREER STATS

YEAR	GP-GS	PTS-AVG	REB-AVG	A	BLK	STL
2016-17	24-0	12-0.5	11-0.5	3	1	6

CAREER HIGHS

PTS	5 vs St. Francis Brooklyn (1/7/17)
REB	2 Vs Cornell (11/28/16)
AST	1 vs Three Teams
STEALS	2 vs St. Francis Brooklyn (1/7/17)

SEASON HIGHS

PTS	5 vs St. Francis Brooklyn (1/7/17)
REB	2 Vs Cornell (11/28/16)
AST	1 vs Three Teams
STEALS	2 vs St. Francis Brooklyn (1/7/17)



SAINT FRANCIS



4 Allison
Shuke

Guard | FR | 5-10
Bedford, PA | Bedford

GAME-BY-GAME STATS

BEFORE SFU: Named Third-Team All-State as a senior...Four-Time All-Bedford County, All-Laurel Highlands Conference and All-Altoona Mirror...Bedford High School's all-time leading scorer...Four-sport athlete (basketball, soccer, tennis, track)...Was high school valedictorian

PERSONAL: Daughter of Melody and Blake Shuke...Oldest of four children...studying to be a physician's assistant

CAREER STATS

YEAR	GP-GS	PTS-AVG	REB-AVG	A	BLK	STL
------	-------	---------	---------	---	-----	-----

CAREER HIGHS

PTS	N/A
REB	N/A
AST	N/A
STEALS	N/A

SEASON HIGHS

PTS	N/A
REB	N/A
AST	N/A
STEALS	N/A



SAINT FRANCIS



33 Cydney Smith

Center | R-SR | 6-3
Port Tobacco, MD | St. Mary's Ryken

R-JUNIOR (2016-17)- Played in 12 games for the Red Flash with two starts before a shoulder injury against William and Mary ended her season...Still ranked third on the team in blocks...Scored a season-high 13 against Maryland-Eastern Shore and tied a career high with 10 rebounds versus Jackson State.

R-SOPHOMORE (2015-16)- Played in all 31 games for the Red Flash including one start...Led SFU and ranked second in NEC with 54 blocks on the season, a mark that is third-most in SFU history...Scored a career-high 25 in victory over Bryant...Fourth on the team with 105 rebounds (3.5 per game).

R-FRESHMAN (2014-15) - Appeared in 26 games for Saint Francis during redshirt freshman season, including eight starts ... Scored 74 points, good for a 2.8 per game average ... Pulled down 111 rebounds, which was a 4.3 per game average ... Grabbed 10 rebounds against Mount St. Mary's (1/24) and Fairleigh Dickinson (1/31) ... Led team in blocks with 25.

BEFORE SFU - The 6-3 center lettered in basketball for three seasons at St. Mary's Ryken High School, playing for head coach Kris Grazzini-Sandberg ... Averaged nearly 11 points per game and eight rebounds per game during her senior season of high school, her rebounding average led the team ... Led her squad in blocks per game and total blocks during her senior season ... St. Mary's Ryken plays in the WCAC, which is one of the most competitive high school conferences in the country ... Received All-WCAC Second Team honors in 2013 and was named to the First Team All-County in St. Mary's County ... Played for the Fairfax Stars and coach Aggie McCormick-Dix.

PERSONAL - Is the daughter of John and Errin Smith ... physical therapy/exercise physiology major ... Played volleyball for SFU as a freshman

CAREER STATS

Season	GP-GS	PTS-AVG	REB-AVG	A	BLK	STL
2014-15	26-8	74-2.8	111-4.3	5	25	7
2015-16	31-1	131-4.5	105-3.5	12	54	14
2016-17	12-2	53-4.4	43-3.6	8	23	9
TOTAL	69-11	258-3.7	259-3.8	25	102	30

CAREER HIGHS

PTS	25 vs Bryant (2/18/16)
REB	10 vs Three Different Teams
AST	3 at South Florida (12/14/16)
BLOCKS	7 vs Pitt-Johnstown (12/12/15)

SEASON HIGHS

PTS	1 vs Toledo
REB	4 vs Toledo
AST	N/A
BLOCKS	3 vs Toledo

GAME-BY-GAME STATS

SFU-W Individual Game-by-Game (as of Nov 17, 2017)
All games

#33 SMITH, Cydney

Opponent	Date	gs	min	Total		3-Pointers		Free throws		Rebounds			pf	a	t/o	blk	stl	pts	avg	
				fg-fga	pct	3fg-fga	pct	ft-fa	pct	off	def	tot								avg
at Toledo Rockets	11/10/	9	0-0	.00	0-0	.00	1-2	.50	1	2	3	3.0	4	0	1	0	3	1	1.0	
vs Southeast Missouri	11/17/	9	0-3	.00	0-0	.00	0-0	.00	0	0	0	1.5	2	0	0	0	0	0	0.5	
Totals		0	18	0-3	.00	0-0	.00	1-2	.50	1	2	3	1.5	6	0	1	0	3	1	0.5

Games played: 2
Minutes/game: 9.0
Points/game: 0.5
FG Pct: 0.0
FT Pct: 50.0

Rebounds/game: 1.5
Turnovers/game: 0.5
Steals/game: 1.5



SAINT FRANCIS



**3 Karson
Swogger**

Guard | FR | 5-9
Bellwood, PA | Bellwood-Antis

BEFORE SFU: Named All-State as a senior...Named 2016 Altoona Mirror Player of the Year...Three-Time First-Team All-Conference...Broke Bellwood-Antis all-time scoring record during junior season...Broke the Blair County scoring record as a senior... Averaged over 28 points per game during senior season...Finished career with over 2500 career points scored...Re-wrote Bellwood-Antis' record book setting the mark in: points in a season (722), points in a game (42), steals in a season (127), career threes made (177)...Helped Bellwood-Antis to three conference championships and a district championship...Helped her AAU team (Central PA Elite) to a 2016 Hershey National Championship

PERSONAL: Daughter of Aubrey and Jimmy Swogger...Second of four children...Majoring in nursing

GAME-BY-GAME STATS

SFU-W Individual Game-by-Game (as of Nov 17, 2017)
All games

#03 SWOGGER, Karson

Opponent	Date	gs	min	Total		3-Pointers		Free throws		Rebounds			pf	a	t/o	blk	stl	pts	avg
				fg	fg_pct	3fg	3fg_pct	ft	ft_pct	off	def	tot							
at Toledo Rockets	11/10/	1	0-0	0.00	0.00	0-0	0.00	0-0	0.00	0	0	0	0.0	0	0	0	0	0.0	0.0
vs Southeast Missouri	11/17/	2	0-0	0.00	0.00	0-0	0.00	0-0	0.00	0	1	1	0.5	0	0	1	0	0	0.0
Totals		0	3	0-0	0.00	0-0	0.00	0-0	0.00	0	1	1	0.5	0	0	1	0	0	0.0

Games played: 2
Minutes/game: 1.5

Rebounds/game: 0.5
Turnovers/game: 0.5

CAREER STATS

Season	GP-GS	PTS-AVG	REB-AVG	A	BLK	STL
--------	-------	---------	---------	---	-----	-----

CAREER HIGHS

PTS	N/A
REB	N/A
AST	N/A
BLOCKS	N/A

SEASON HIGHS

PTS	N/A
REB	N/A
AST	N/A
BLOCKS	N/A



SAINT FRANCIS



51 Haley Thomas

Guard | FR | 5-11
Hooversville, PA | Bishop McCort

BEFORE SFU: All-Time leading scorer at Bishop McCort...Helped McCort to three District Titles (Soph-Senior seasons)...Three-Time All-State Player (Soph-3rd Team, Jr.-2nd Team, Sr-1st Team)...AA Player of the Year

PERSONAL: Daughter of Mary and Tim Thomas...Youngest of three children...Majoring in environmental engineering

GAME-BY-GAME STATS

SFU-W Individual Game-by-Game (as of Nov 17, 2017)
All games

#51 THOMAS, Haley

Opponent	Date	gs	min	Total		3-Pointers		Free throws		Rebounds			pf	a	t/o	blk	stl	pts	avg
				fg	fga	3fg	3fga	ft	fta	off	def	tot							
at Toledo Rockets	11/10/	14		1-2	.50	1-1	1.00	2-2	1.00	1	3	4	4.0	3	1	2	0	5	5.0
vs Southeast Missouri	11/17/	17		0-4	.00	0-3	.00	0-0	.00	0	3	3	3.5	4	0	4	0	1	0 2.5
Totals		0	31	1-6	.16	1-4	.25	2-2	1.00	1	6	7	3.5	7	1	6	0	1	5 2.5

Games played: 2
Minutes/game: 15.5
Points/game: 2.5
FG Pct: 16.7
3FG Pct: 25.0
FT Pct: 100.0

Rebounds/game: 3.5
Assists/game: 0.5
Turnovers/game: 3.0
Assist/turnover ratio: 0.2
Steals/game: 0.5

CAREER STATS

Season	GP-GS	PTS-AVG	REB-AVG	A	BLK	STL
--------	-------	---------	---------	---	-----	-----

CAREER HIGHS

PTS	N/A
REB	N/A
AST	N/A
BLOCKS	N/A

SEASON HIGHS

PTS	5 vs Toledo
REB	4 vs Toledo
AST	1 vs Toledo
BLOCKS	N/A



SAINT FRANCIS



21 AJ

Timbers

Guard | R-So | 5-11
Philadelphia, PA | Neumann Gorretti

GAME-BY-GAME STATS

Will sit out this season due to NCAA transfer rules

BEFORE SFU: Played two seasons at Towson appearing in 25 games including one start...Limited to just four games as a sophomore due to injury...Scored a career-best 16 against Drexel as a freshman...Helped Neumann Gorretti to a #1 ranking in the nation and a state title as a senior and was named MVP of state tournament

PERSONAL: Daughter of Amire and Yolanda Timbers...Has one older sister...Majoring in psychology

CAREER STATS

Season	GP-GS	PTS-AVG	REB-AVG	A	BLK	STL
--------	-------	---------	---------	---	-----	-----

CAREER HIGHS

PTS	N/A
REB	N/A
AST	N/A
BLOCKS	N/A

SEASON HIGHS

PTS	N/A
REB	N/A
AST	N/A
BLOCKS	N/A



SAINT FRANCIS



15 Maya Wynn

Guard | JR | 5-11
Reisterstown, MD | McDonogh

JUNIOR (2016-17)- Played in 28 games for the Red Flash with 25 starts... Finished fourth on the team in scoring with 249 points, an average of 8.9 points per game. Her 54 three pointers were third on the team... Had a career-high 23 points against Canisius

SOPHOMORE (2015-16)- Played in 30 games for the Red Flash including 24 starts... Third on the team with 290 points scored, an average of 9.7 per game... Third on the team with 63 assists and fifth on the team with 97 rebounds... Scored a career high 21 points on two occasions (at Mount St. Marys, vs SFBK).

FRESHMAN (2014-15) - Started in 28 of 29 games during freshman season for Saint Francis U ... 2x Northeast Conference Rookie of the Week ... 1x ECAC Rookie of the Week ... All-NEC Rookie Team Selection ... Third on team in points with 203 scored and a 7.0 average ... Made 40 three-pointers, which ranked third on the team ... Grabbed 76 rebounds and added 40 steals on the year ... Scored 15 points on two occasions.

BEFORE SFU - A four-year player at McDonogh High School in Maryland, Wynn joins the Red Flash as a complete all-around wing ready to contribute right away ... Was a three-sport athlete in high school, also played four years of volleyball and ran four years of track ... Played for head coach Brad Rees in Maryland and won IAAM A-Conference Championships in 2012 and 2014 ... Wynn totaled over 355 points in three years and is a two-time team captain.

PERSONAL - The daughter of Kalin and Stacy Wynn ... Is currently an Undeclared Major at Saint Francis U.

GAME-BY-GAME STATS

SFU-W Individual Game-by-Game (as of Nov 17, 2017) All games

#15 WYNN, Maya

Opponent	Date	gs	min	Total		3-Pointers		Free throws		Rebounds				pf	a	t/o	blk	stl	pts	avg
				fg	fga	3fg	3fga	ft	fta	off	def	tot	avg							
at Toledo Rockets	11/10/	*	15	1-4	.25	1-2	.50	0-0	.00	0	0	0	0.0	3	0	2	0	1	3	3.0
vs Southeast Missouri	11/17/	*	21	1-5	.20	1-5	.20	0-0	.00	1	1	2	1.0	0	0	0	0	2	3	3.0
Totals		2	36	2-9	.22	2-7	.28	0-0	.00	1	1	2	1.0	3	0	2	0	3	6	3.0

Games played: 2
Minutes/game: 18.0
Points/game: 3.0
FG Pct: 22.2
3FG Pct: 28.6

Rebounds/game: 1.0
Turnovers/game: 1.0
Steals/game: 1.5

CAREER STATS

Season	GP-GS	PTS-AVG	REB-AVG	A	BLK	STL
2014-15	29-28	203-7.0	76-2.6	28	8	40
2015-16	30-24	290-9.7	97-3.6	63	10	31
2016-17	28-25	242-9.0	93-3.4	49	6	43
TOTALS	87-77	735-8.5	266-3.1	140	24	114

CAREER HIGHS

PTS	23 Vs Canisius (11/22/16)
REB	9 at Mount Saint Mary's (2/13/16)
AST	6 vs Two Different Teams
STEALS	5 vs two teams

SEASON HIGHS

PTS	3 vs Toledo
REB	N/A
AST	N/A
STEALS	1 vs Toledo



SAINT FRANCIS



32 Courtney Zezza

Center | JR | 6-3
Plum, PA | Plum

SOPHOMORE(2016-17) Played in all 32 games for the Red Flash including eight starts. Set SFU record for blocks in a season with 110, good for fourth in NCAA...Currently sits third on SFU all-time block list with 146...Recorded a pair of eight block games...Posted a career-high 19 points against Jackson State...Posted a 12p-12r-8b game in win over Bryant

FRESHMAN (2015-16)- Played in all 31 games off the bench for the Red Flash as a freshman...Second on the team with 36 blocks...Averaged 4.1 points and 2.6 rebounds per game...Had career-high 17 at Sacred Heart...Recorded a double-double of 16 points and 12 rebounds in a win at Wagner.

BEFORE SFU - An All-WPIAL Section for her junior season, Zezza comes to Loretto from Plum High School in the Pittsburgh area ... A two-sport athlete for the Mustangs she was also an All-WPIAL selection for volleyball in three consecutive years.

PERSONAL - Courtney is the daughter of Liza and Jason Zezza and is undecided on her major.

GAME-BY-GAME STATS

SFU-W Individual Game-by-Game (as of Nov 17, 2017) All games

#32 ZEZZA, Courtney

Opponent	Date	gs	min	Total		3-Pointers		Free throws		Rebounds			pf	a	t/o	blk	stl	pts	avg
				fg-fg	pct	3fg-fg	pct	ft-ft	pct	off	def	tot							
at Toledo Rockets	11/10/	*	23	3-8	.37	1-5	.20	1-1	1.00	2	5	7	7.0	1	1	0	5	2	8.0
vs Southeast Missouri	11/17/	*	14	1-4	.25	0-2	.00	2-2	1.00	0	1	1	4.0	0	0	1	2	2	4.0
Totals		2	37	4-12	.33	1-7	.14	3-3	1.00	2	6	8	4.0	1	1	1	7	4	12.0

Games played: 2
Minutes/game: 18.5
Points/game: 6.0
FG Pct: 33.3
3FG Pct: 14.3
FT Pct: 100.0

Rebounds/game: 4.0
Assists/game: 0.5
Turnovers/game: 0.5
Assist/turnover ratio: 1.0
Steals/game: 2.0
Blocks/game: 3.5

CAREER STATS

YEAR	GP-GS	PTS-AVG	REB-AVG	A	BLK	STL
2015-16	31-0	127-4.1	78-2.6	2	36	12
2016-17	32-8	240-7.7	164-5.5	27	106	19
TOTAL	63-8	367-5.8	242-3.8	29	142	31

CAREER HIGHS

PTS	17 vs Two Teams
REB	12 vs Four Teams
AST	4 vs CCSU (1/21/17)
BLOCKS	8 vs Two Teams

SEASON HIGHS

PTS	8 vs Toledo
REB	7 vs Toledo
AST	1 vs Toledo
BLK	5 vs Toledo



SAINT FRANCIS



EXH | Nov. 2, 2017
Pitt-Johnstown-60
Saint Francis-94
DeGol Arena | Loretto, Pa.



Game #1 | Nov. 10, 2017
Saint Francis-66
Toledo-74
Savage Arena | Toledo, Ohio

Official Basketball Box Score -- Game Totals -- Final Statistics

UPJ-W vs SFU-W
11/2/17 7P at Loretto, PA (SFU)

UPJ-W 60 • 0-0

#	Player	Total		3-Ptr		Rebounds		PF	TP	A	TO	Blk	Stl	Min
		FG-FGA	FG-FGA	FT-FTA	FT-FTA	Off	Def							
03	SMITH, Gabrielle	r	4-14	1-3	3-8	6	2	8	4	12	0	6	0	22
31	MORELAND, Tori	f	4-12	2-10	3-4	3	2	5	2	13	2	3	0	30
33	OLKOSKY, Nicole	f	3-6	0-0	0-0	4	8	12	2	6	2	7	2	29
02	HARRIS, Alexis	g	2-12	2-6	6-9	5	8	13	2	12	4	9	0	30
20	O'BARTO, Laurel	g	0-6	0-1	0-2	2	2	4	3	0	1	2	0	18
01	NUNN, Maurina		1-3	0-2	3-4	0	1	1	0	5	1	3	0	20
04	DEAN, Ashley		0-1	0-1	0-0	0	1	1	0	0	0	0	0	3
10	KETTERER, Karington		2-7	0-0	0-1	2	1	3	1	4	0	3	0	1
23	HARTWICK, Alexis		2-9	2-6	2-4	2	0	2	1	8	1	3	0	22
30	SHANAHAN, Maddie		0-0	0-0	0-0	0	1	1	0	0	0	0	0	3
Team						3	2	5						
Totals			18-70	7-29	17-32	27	28	55	15	60	11	36	2	160

1st - FG %: 4-17 23.5% 2nd: 6-19 31.6% 3rd: 5-22 22.7% 4th: 3-12 25.0% Game: 18-70 25.7% Deadball Rebounds 10
3FG %: 2-5 40.0% 2-9 22.2% 3-10 30.0% 0-5 0.0% 7-29 24.1%
FT %: 6-8 75.0% 2-2 100.0% 5-11 45.5% 4-11 36.4% 17-32 53.1%

SFU-W 94 • 0-0

#	Player	Total		3-Ptr		Rebounds		PF	TP	A	TO	Blk	Stl	Min
		FG-FGA	FG-FGA	FT-FTA	FT-FTA	Off	Def							
30	FALVEY, Jill	f	1-1	0-0	0-0	0	0	0	1	2	1	1	0	10
32	ZEZZA, Courtney	f	3-6	2-3	2-2	1	2	3	1	10	0	2	1	16
34	HARRISON, Ace	c	4-10	0-1	3-4	2	4	6	3	11	6	3	1	21
02	KROLL, Caitlyn	g	3-6	0-1	2-4	1	3	4	2	8	5	4	0	1
23	KOVATCH, Jessica	g	8-20	3-11	0-0	0	1	1	3	19	2	2	1	23
03	SWOGGER, Karson		1-3	0-2	0-0	0	0	0	1	2	0	2	0	5
04	SHUKE, Allison		0-0	0-0	0-0	0	1	1	0	0	0	0	0	2
10	MORROW, Leah		3-8	0-0	4-7	3	2	5	2	10	1	0	1	15
12	MASTELLONE, Jenna		1-2	0-1	0-0	0	0	0	3	2	1	3	0	1
15	WYNN, Maya		5-9	3-7	0-0	1	3	4	2	13	3	1	0	19
20	CARROLL, Caitlin		0-1	0-1	0-0	0	0	0	2	0	0	0	0	4
22	SCOTT, Jillian		0-0	0-0	0-0	1	0	1	0	0	0	0	0	6
24	DULING, Kyasia		3-5	0-1	0-0	1	3	4	3	6	1	4	0	17
33	SMITH, Cydney		0-2	0-1	0-0	0	5	5	2	0	1	1	4	15
51	THOMAS, Haley		4-5	2-2	1-2	4	3	7	3	11	0	2	0	15
Team						3	3	6						
Totals			36-78	10-31	12-19	17	30	47	29	94	21	25	8	200

1st - FG %: 11-20 55.0% 2nd: 8-23 34.8% 3rd: 9-21 42.9% 4th: 8-14 57.1% Game: 36-78 46.2% Deadball Rebounds 4
3FG %: 2-9 22.2% 1-8 12.5% 2-5 40.0% 1-9 11.1% 10-31 32.3%
FT %: 1-3 33.3% 2-5 40.0% 8-9 88.9% 5-9 55.6% 12-19 63.2%

Officials: Technical fouls: UPJ-W-None. SFU-W-None.
Attendance: 700
Exhibition

Score by periods	1st	2nd	3rd	4th	Total
UPJ-W	16	16	18	10	60
SFU-W	25	19	28	22	94



Game #2 | Nov. 18, 2017
Saint Francis-50
SEMO-82
George Mason | Fairfax, VA

Official Basketball Box Score -- Game Totals -- Final Statistics

SFU-W vs Southeast Missouri S
11/17/17 12 p.m. at EagleBank Arena (Fairfax, Va.)

SFU-W 50 • (0-2)

#	Player	Total		3-Ptr		Rebounds		PF	TP	A	TO	Blk	Stl	Min
		FG-FGA	FG-FGA	FT-FTA	FT-FTA	Off	Def							
32	ZEZZA, Courtney	f	1-4	0-2	2-2	0	1	1	0	4	0	1	2	14
34	HARRISON, Ace	f	2-9	1-6	6-8	3	3	6	4	11	4	2	1	27
02	KROLL, Caitlyn	g	6-17	2-5	2-2	7	3	10	2	16	3	5	0	33
15	WYNN, Maya	g	1-5	1-5	0-0	1	1	2	0	3	0	0	0	21
23	KOVATCH, Jessica	g	4-14	2-6	0-0	0	1	1	2	10	1	2	1	30
03	SWOGGER, Karson		0-0	0-0	0-0	0	1	1	0	0	0	1	0	2
10	MORROW, Leah		0-2	0-1	2-2	0	1	1	3	2	0	3	0	18
12	MASTELLONE, Jenna		0-0	0-0	0-0	0	0	0	1	0	1	1	0	5
22	SCOTT, Jillian		0-0	0-0	0-0	0	0	0	0	0	0	0	0	2
24	DULING, Kyasia		2-9	0-2	0-0	1	3	4	3	4	1	2	0	19
30	FALVEY, Jill		0-1	0-1	0-0	0	0	0	0	0	0	0	0	3
33	SMITH, Cydney		0-3	0-0	0-0	0	0	0	2	0	0	0	0	9
51	THOMAS, Haley		0-4	0-3	0-0	0	3	3	4	0	0	4	0	17
Team						4	4	8						
Totals			16-68	6-31	12-14	16	21	37	21	50	10	21	4	140

FG % 1st Half: 6-34 17.6% 2nd half: 10-34 29.4% Game: 16-68 23.5%
3FG % 1st Half: 0-13 0.0% 2nd half: 6-18 33.3% Game: 6-31 19.4%
FT % 1st Half: 11-12 91.7% 2nd half: 1-2 50.0% Game: 12-14 85.7%

Southeast Missouri S 82 • (2-1)

#	Player	Total		3-Ptr		Rebounds		PF	TP	A	TO	Blk	Stl	Min
		FG-FGA	FG-FGA	FT-FTA	FT-FTA	Off	Def							
22	JONES, Deja	r	3-4	0-0	2-4	3	2	5	4	8	3	1	1	27
40	SAINE, LaTrese	r	2-3	0-0	1-1	0	3	3	4	5	0	1	2	11
03	MURPHY, Adrianna	g	5-9	0-1	0-0	0	6	6	2	10	3	8	0	32
13	HARSHBERGER, Jessie	g	0-3	0-0	0-0	0	3	3	0	6	0	2	0	15
24	THOMPSON, Tesia	g	5-12	0-0	8-10	3	8	11	1	18	6	3	0	30
01	ALLEN, Kennedi		0-1	0-0	0-0	0	1	1	2	0	0	1	0	8
10	LUTTRULL, Ashton		5-10	2-6	6-6	1	1	2	0	18	4	0	0	28
11	MADDEN, Mandy		3-8	0-0	0-2	0	8	8	2	6	0	3	1	23
15	LEVHUE, Kaley		4-7	3-6	0-0	0	2	2	1	11	0	2	0	21
32	LUTAYA, Losmie		0-0	0-0	0-0	0	1	1	1	0	0	0	1	5
Team						1	2	3						
Totals			30-57	5-13	17-23	8	37	45	17	82	16	21	7	200

FG % 1st Half: 15-28 53.6% 2nd half: 15-29 51.7% Game: 30-57 52.6%
3FG % 1st Half: 3-6 50.0% 2nd half: 2-7 28.6% Game: 5-13 38.5%
FT % 1st Half: 9-12 75.0% 2nd half: 8-11 72.7% Game: 17-23 73.9%

Officials: Warren Harding, Ashley Moyer-Gleich, Starr Jefferson
Technical fouls: SFU-W-None. Southeast Missouri S-None.
Attendance: 134
Presason WNIT Consolation Round

Score by periods	1st	2nd	3rd	4th	Total
SFU-W	4	19	12	15	50
Southeast Missouri S	23	19	19	21	82

Official Basketball Box Score -- Game Totals -- Final Statistics

Saint Francis (PA) vs Toledo Rockets
11/10/17 7:00 p.m. at Toledo, Ohio (Savage Arena)

Saint Francis (PA) 66 • 0-1

#	Player	Total		3-Ptr		Rebounds		PF	TP	A	TO	Blk	Stl	Min
		FG-FGA	FG-FGA	FT-FTA	FT-FTA	Off	Def							
34	HARRISON, Ace	r	5-9	2-2	4-4	1	4	5	1	16	1	6	1	31
32	ZEZZA, Courtney	c	3-8	1-5	1-1	2	5	7	1	8	1	0	5	23
02	KROLL, Caitlyn	g	2-10	1-1	2-2	0	5	5	4	7	3	5	0	32
15	WYNN, Maya	g	1-4	1-2	0-0	0	0	0	3	3	0	2	0	15
23	KOVATCH, Jessica	g	6-17	4-12	5-7	2	3	5	2	21	2	8	1	35
03	SWOGGER, Karson		0-0	0-0	0-0	0	0	0	0	0	0	0	0	1
10	MORROW, Leah		0-4	0-1	0-0	0	1	1	2	0	2	2	0	19
12	MASTELLONE, Jenna		0-0	0-0	0-0	0	0	0	1	0	0	1	0	2
24	DULING, Kyasia		1-3	0-0	3-4	4	0	4	4	5	0	3	0	16
30	FALVEY, Jill		0-0	0-0	0-0	0	0	0	0	0	0	0	0	3
33	SMITH, Cydney		0-0	0-0	1-2	1	2	3	4	1	0	1	0	9
51	THOMAS, Haley		1-2	1-1	2-2	1	3	4	3	5	1	2	0	14
Team						0	1	1						
Totals			19-57	10-24	18-22	11	24	35	25	66	10	30	7	200

1st - FG %: 6-16 37.5% 2nd: 4-13 30.8% 3rd: 3-14 21.4% 4th: 6-14 42.9% Game: 19-57 33.3% Deadball Rebounds 4
3FG %: 4-8 50.0% 2-4 50.0% 0-4 0.0% 4-8 50.0% 10-24 41.7%
FT %: 6-7 85.7% 6-8 75.0% 4-5 80.0% 2-2 100.0%

Toledo Rockets 74 • 1-0

#	Player	Total	3-Ptr	Rebounds	PF	TP	A	TO	Blk	Stl	Min				
		FG-FGA	FG-FGA	FT-FTA	Off	Def	Total								
35	WOODY, Jada	f	2-4	2-3	0-0	0	0	0	3	6	0	2	0	18	
25	MCINTYRE, Kaayla		8-10	0-0	1-2	3	9	12	2	17	2	0	3	0	29
02	BOYD, Mikaela	g	4-9	0-0	3-8	0	7	7	2	11	3	6	0	7	32
03	SANTUCCI, Mariella		1-5	0-1	2-4	1	0	1	3	4	7	5	0	3	23
11	BRAVO-HARRIOTT, Jay	g	4-12	0-3	6-6	1	1	2	3	14	2	4	0	1	31
00	CUNNINGHAM, Olivia		4-8	0-0	3-2	1	1	2	0	8	3	6	0	0	26
03	ROKANE, Sana		0-4	0-3	0-2	1	1	2	1	1	0	0	1	9	
01	ST-FORET, Sarah		1-2	0-0	0-4	2	2	4	3	2	0	1	0	1	
13	COPELAND, Mariah		0-0	0-0	1-2	0	0	0	0	1	0	0	0	0	1
23	BEACHAM, Tanaya		3-4	0-0	0-0	2	1	3	1	6	0	0	0	0	6
24	RASMUSSEN, Michaela		2-2	0-0	0-0	1	1	2	2	4	0	1	0	0	4
	Team					2	4	6							
	Totals		29-60	2-10	14-28	13	27	40	20	74	21	25	3	14	200

SAINT FRANCIS

INDIVIDUAL GAME RECORDS

POINTS

1. 47	Alli Williams vs. Wagner.....	March 3, 2014
^47	Alli Williams vs. Sacred Heart.....	March 9, 2014
3. *46	Jess Zinobile vs. LIU Brooklyn.....	March 4, 2000
4. 45	Jessica Kovatch vs CCSU.....	January 21, 2017
5. ^43	Alexa Hayward vs. Sacred Heart.....	March 9, 2014
6. ^40	Beth Swink vs. St. Francis Brooklyn.....	March 5, 2005
40	Bonnie Kleinschuter vs. Carlow.....	1976-77
8. 39	Jess Zinobile at UMBC.....	Jan. 13, 2000
39	Lois Langenegger vs. LaRoche.....	1974-75
10. 38	Erin Murphy vs. St. Francis Brooklyn.....	Jan. 25, 1992
38	Colleen Joyce vs. Marshall.....	Dec. 20, 1993
38	Colleen Joyce vs. Robert Morris.....	March 3, 1994

REBOUNDS

1. 24	Jess Zinobile at Fairleigh Dickinson.....	Jan. 5, 1998
24	Colleen Curley vs. Carlow.....	1980-81
24	Colleen Curley vs. Pitt-Johnstown.....	1978-79
24	Colleen Curley vs. Washington & Jefferson.....	1979-80
5. 23	Cheril Meier vs. Carnegie Mellon.....	1983-84
6. 22	Jess Zinobile at UMBC.....	Jan. 13, 2000
22	Jess Zinobile at LIU Brooklyn.....	Feb. 12, 1998
8. 21	Jess Zinobile at Fairleigh Dickinson.....	Feb. 5, 2000

ASSISTS

1. 16	Karen Hewitt vs. St. Francis Brooklyn.....	Jan. 10, 2004
2. 15	Maureen Logan at Dayton.....	Dec. 20, 1992
15	Brittany Lilley vs. Kent State.....	Dec. 4, 2010
15	Alexa Hayward vs. Buffalo.....	Nov. 18, 2014
5. 14	Mary Ann Wilwohl vs. LIU Brooklyn.....	Feb. 22, 1986
14	Jess Zinobile at Bucknell.....	Dec. 19, 1999

STEALS

1. 12	Alli Williams vs. Quinnipiac.....	Feb. 27, 2012
2. 11	Ace Harrison at Central Connecticut.....	Feb 20, 2017
3. 10	Maureen Logan vs. Duquesne.....	Nov. 28, 1989
4. 9	Aisha Brock vs. Mount Saint Mary's.....	Mar. 2, 2015
9	Alli Williams at Fairleigh Dickinson.....	Jan. 12, 2013
6. 8	Ace Harrison vs Wagner.....	Feb 13, 2017
8	Ace Harrison Vs Columbia.....	Nov. 19, 2016
8	Jessica Kovatch at Columbia.....	Dec 1, 2015
8	Tonjee Ward vs. Monmouth.....	Feb. 23, 2002
8	Tonjee Ward vs. Central Conn. St.....	Jan. 24, 2002
8	Maureen Logan vs. Navy.....	Dec. 1, 1992
8	Maureen Logan vs. Robert Morris.....	Jan. 9, 1990
8	Diane Carey vs. Indiana (Pa.).....	Feb. 2, 1985

BLOCKS

1. 9	Cheril Meier at Washington & Jefferson.....	Feb. 16, 1984
2. 8	Courtney Zezza vs Mount St. Mary's.....	Feb. 11, 2017
8	Courtney Zezza vs Bryant.....	Jan. 23, 2017
8	Vesna Drazetic at Monmouth.....	Jan. 12, 1991
8	Cheril Meier vs. Delaware State.....	Jan. 29, 1985
8	Cheril Meier at Wagner.....	Feb. 25, 1985
8	Cheril Meier vs. Carlow.....	Feb. 23, 1984

FIELD GOALS ATTEMPTED

1. 35	Alexa Hayward vs. Sacred Heart.....	Jan. 17, 2015
2. 34	Alexa Hayward at Ohio State.....	Nov. 16, 2014
3. 33	Jessica Kovatch vs CCSU.....	Jan 21, 2017
4. 32	Alexa Hayward vs. Buffalo.....	Nov. 18, 2014
5. 31	Alexa Hayward vs. East Tennessee State.....	Nov. 21, 2014
6. 30	Alexa Hayward at Pittsburgh.....	Dec. 28, 2014
30	Alexa Hayward at Sacred Heart.....	Jan. 10, 2015
30	Alexa Hayward vs. Mount St. Mary's.....	March 2, 2015

FIELD GOALS MADE

1. 16	Jessica Kovatch.....	Jan. 21, 2017
2. 15	Jess Zinobile at Monmouth.....	Feb. 22, 1999
15	Colleen Joyce vs. Marshall.....	Dec. 20, 1993
15	Alli Williams vs. Wagner.....	March 3, 2014
15	Alexa Hayward vs. Mount St. Mary's.....	March 2, 2015
7. 14	Beth Swink vs. Mount St. Mary's.....	Feb. 2, 2005
^14	Jess Zinobile vs. LIU Brooklyn.....	March 4, 2000
14	Colleen Joyce vs. Penn State.....	Nov. 27, 1995
14	Sue Leberfinger at LIU Brooklyn.....	Feb. 21, 1987

THREE-POINT FIELD GOALS ATTEMPTED

1. 21	Jessica Kovatch at #19 South Florida.....	Dec. 14, 2016
2. 20	Jessica Kovatch vs CCSU.....	Jan. 21, 2017
3. 19	Alexa Hayward at #14 Tennessee.....	Dec. 3, 2014
19	Alexa Hayward vs. George Mason.....	Dec. 6, 2014
4. 18	Alexa Hayward at Ohio State.....	Nov. 16, 2014
5. ^17	Allison Daly vs. Robert Morris.....	March 7, 2010
6. 16	Sami Allison at Robert Morris.....	Dec. 1, 2001
7. 15	Alexa Hayward at Coastal Carolina.....	Dec. 21, 2014
15	Alexa Hayward vs. Mount St. Mary's.....	March 2, 2015
9. 15	Jessica Kovatch at FDU.....	Feb. 1, 2016

THREE-POINT FIELD GOALS MADE

1. 9	Jessica Kovatch at #19 South Florida.....	Dec. 14, 2016
1. 9	Jessica Kovatch vs CCSU.....	Jan. 21, 2017
3. 8	Sami Allison vs. Miami (Ohio).....	Dec. 21, 2001
^8	Allison Daly vs. Robert Morris.....	March 7, 2010
8	Kelley Doogan vs. Fairleigh Dickinson.....	Feb. 25, 2013
8	Jessica Kovatch at Canisius.....	Nov. 21, 2015
4. 7	Stacy Alexander vs. LIU Brooklyn.....	Jan. 29, 1996
7	Sami Allison vs. UMBC.....	Jan. 9, 2003
7	Tonjee Ward vs. Delaware.....	Dec. 20, 2000
7	Alexa Hayward vs. Robert Morris.....	Jan. 28, 2013
7	Alexa Hayward vs. Fairleigh Dickinson.....	Jan. 11, 2014
7	Alexa Hayward at Coastal Carolina.....	Dec. 21, 2014
7	Alexa Hayward vs. Mount St. Mary's.....	March 2, 2015
7	Jessica Kovatch at Fairleigh Dickinson.....	Dec 29, 2016

FREE THROWS ATTEMPTED

1. 25	Alli Williams at Wagner.....	Feb. 1, 2014
2. 23	Jess Zinobile vs. Cornell.....	Nov. 21, 1999
3. 21	Alli Williams at Central Conn. St.....	Jan. 6, 2014
^21	Alli Williams vs. Sacred Heart.....	March 9, 2014
5. 19	Alli Williams vs. Central Conn. St.....	Feb. 20, 2012

FREE THROWS MADE

1. 22	Jess Zinobile vs. Cornell.....	Nov. 21, 1999
2. 19	Alli Williams at Wagner.....	Feb. 1, 2014
3. 16	Jess Zinobile vs. James Madison.....	Dec. 11, 1999
16	Jess Zinobile vs. Robert Morris.....	Feb. 20, 1999
5. ^15	Jess Zinobile vs. LIU Brooklyn.....	March 4, 2000
15	Jess Zinobile vs. Quinnipiac.....	Jan. 16, 1999
15	Alli Williams vs. Central Conn. St.....	Feb. 20, 2012
^15	Alli Williams vs. Sacred Heart.....	March 9, 2014

* - NEC Championship Game

^ - NEC Tournament Game

\$ - NCAA Tournament Game#

- Scored school-record 35 points in one half

SAINT FRANCIS

SFU Single Game Records

Most Points Scored

1.	132	vs. Sacred Heart (20T)	03/09/14
2.	111	vs. Fairleigh Dickinson	01/11/14
3.	110	at Fairleigh Dickinson	01/25/14
4.	109	vs. St. Francis Brooklyn	01/25/92
5.	106	at Central Conn. St.	01/06/14
5.	106	vs Coastal Carolina	11/18/15

Fewest Points Scored

1.	19	vs. Slippery Rock	03/05/69
2.	21	vs. Seton Hill	01/24/74
3.	23	vs. Duquesne	02/23/74
3.	23	vs. Duquesne	02/17/73
5.	24	vs. Juniata	02/08/72
5.	24	vs. Shippensburg	01/25/69

Most Points by an Opponent

1.	129	South Florida	12/14/16
2.	128	Notre Dame	12/31/12
3.	124	Sacred Heart	03/09/14
4.	122	Florida	12/20/15
5.	117	Penn State	11/8/13

Fewest Points by an Opponent

1.	15	Juniata	02/22/69
2.	16	LaRoche	02/22/75
2.	16	Duquesne	01/28/73
2.	16	Duquesne	02/15/71
2.	16	Juniata	02/07/70

Largest Margin of Victory

1.	59	LaRoche (75-16)	02/22/76
2.	57	Carlow (87-30)	01/19/77
3.	55	St. Francis Brooklyn (92-37)	01/19/89
4.	53	Carlow (75-23)	02/04/78

Largest Margin of Defeat

1.	73	Notre Dame (128-55)	12/31/12
2.	72	Pitt-Johnstown (102-30)	01/19/78
3.	67	at #14 Tennessee (111-44)	12/3/14
4.	62	Colorado (114-52)	11/28/95
5.	60	South Carolina (93-33)	11/09/07

Most FGs Attempted

1.	102	at Ohio State	11/16/14
2.	92	at Fairleigh Dickinson	01/25/14
3.	92	vs. Sacred Heart	03/09/14
4.	90	vs. Buffalo	11/18/14
5.	84	vs. Georgetown	12/08/90

Fewest FGs Attempted

1.	40	vs. Pittsburgh	11/23/90
1.	40	at Loyola	02/04/89
1.	40	at Cincinnati	11/19/05
4.	41	at West Virginia	12/30/06
5.	43	at Virginia	12/21/04
5.	43	at Robert Morris	02/20/05
5.	43	vs. Robert Morris	03/12/05

Highest FG%

1.	67	vs. Robert Morris	01/26/04
2.	63	vs. Monmouth	01/10/98
3.	61	at Miami (Ohio)	12/18/02
4.	60	at LIU Brooklyn	02/21/87
5.	59	vs. Quinnipiac	02/28/04
5.	59	at Bucknell	12/19/99
5.	59	vs. Juniata	02/10/86

Lowest FG%

1.	21.0	at George Mason	11/20/00
2.	22.0	at North Carolina	11/21/03
3.	23.0	vs. Texas Tech (Cancun, Mexico)	11/28/97
3.	23.0	vs. Monmouth	02/28/87
5.	23.4	at George Mason	11/21/13

Most 3FGs Attempted

1.	54	at South Florida	12/14/16
2.	51	at FDU	2/1/16
3.	49	vs. Wagner	2/13/17
4.	47	at Ohio State	11/16/14
5.	45	vs. George Mason	12/6/14

Most 3FGs Made

1.	19	at South Florida	12/14/16
2.	17	vs Fairleigh Dickinson	1/18/16
2.	17	vs ECU (at Florida)	12/21/15
2.	17	vs Fairleigh Dickinson	2/25/13
5.	15	vs Cornell	11/23/15
5.	15	at Wisconsin	11/13/16

Most FTs Attempted

1.	62	at Central Conn. St.	01/06/14
2.	46	vs. Monmouth	03/09/95
3.	45	at Central Conn. St.	02/20/12
4.	43	vs. St. Francis Brooklyn	02/19/94
5.	41	at Marist	01/04/96
5.	41	at Wagner	02/06/12

Fewest FTs Attempted

1.	0	at Bucknell	01/09/86
2.	2	vs. LIU Brooklyn	02/28/05
3.	3	at Cincinnati	11/28/01
4.	4	Six times	

Highest FT% [min. 10 attempts]

1.	100.0	at Mount St. Mary's	02/24/05
2.	94.0	vs. St. Francis Brooklyn	03/05/05
3.	93.0	Seven times	

Lowest FT% [min. 10 attempts]

1.	20	at Dayton	02/20/92
2.	30	at East Carolina	01/01/92
3.	32	at Fairleigh Dickinson	01/30/93

Most Rebounds

1.	66	at Rider	12/01/90
2.	62	at Cleveland State	12/18/91
3.	61	vs. Rider	01/07/95
4.	60	at Fairleigh Dickinson	01/12/95

Fewest Rebounds

1.	20	at Cincinnati	11/19/05
1.	20	at Minnesota	03/19/05
1.	20	at Cincinnati	11/28/01
4.	21	at Oregon	11/11/05
5.	22	at Louisville	12/30/05
5.	22	at Long Island	01/06/05
5.	22	at Xavier	12/31/03
5.	22	vs. George Mason	11/24/91

Most Assists

1.	35	Fairleigh Dickinson	02/11/95
2.	30	vs. LIU Brooklyn	01/24/98
2.	30	vs. LIU Brooklyn	01/29/96
2.	30	vs. Robert Morris	03/03/94
2.	30	at St. Francis Brooklyn	01/19/02
2.	30	at Wright State	12/21/12

Fewest Assists

1.	0	at Ohio	12/19/85
2.	2	at Loyola	12/12/87
3.	4	at Georgetown	12/09/89
3.	4	at Pittsburgh	11/15/11
3.	4	vs. CCSU	2/6/16
4.	5	at South Carolina	11/09/07
5.	5	at Oregon	11/11/05
5.	5	at Alabama	03/14/97
5.	5	at Fairleigh Dickinson	01/30/93

Most Steals

1.	23	vs. Mount St. Mary's	3/2/15
2.	22	vs. Marist	01/31/88
3.	21	vs. Wagner	02/09/04
3.	21	vs. Robert Morris	01/09/90
3.	21	vs. Monmouth	02/23/13
6.	20	vs St. Francis Brooklyn	1/7/17

Fewest Steals

1.	1	vs. LIU Brooklyn	01/16/06
1.	1	at Delaware	12/29/99
3.	2	Seven times	

Most Blocks

1.	13	Vs Jackson State	12/17/16
2.	12	vs LIU Brooklyn	2/20/16
3.	11	Vs. Columbia	11/19/16
3.	11	vs. Robert Morris	02/15/97
5.	10	vs Fairleigh Dickinson	2/25/17
6.	9	Vs Mount St. Mary's	2/11/17
6.	9	Vs Canisius	11/22/16
6.	9	vs. William & Mary	12/21/98
6.	9	vs. Monmouth	02/15/97
7.	8	vs. Robert Morris	12/09/00
7.	8	at Monmouth	01/18/97
7.	8	vs. Maryland Eastern Shore	11/29/96
7.	8	at St. Francis Brooklyn	02/24/96

Most Turnovers

1.	43	at Florida	12/17/13
2.	41	vs. Pittsburgh	11/23/90
3.	41	at Cleveland State	12/18/91
3.	40	at Florida	12/20/15
4.	36	at St. Francis Brooklyn	02/29/92
4.	36	at Virginia	12/19/90
4.	36	at Rider	12/01/90

Fewest Turnovers

1.	4	vs. Wagner	03/03/14
2.	7	at Sacred Heart	02/17/05
2.	7	at Iowa State	03/17/00
4.	8	vs. Quinnipiac	03/07/04
4.	8	at Fairleigh Dickinson	01/27/01
4.	8	at Mount St. Mary's	03/09/96



THE LAST TIME... SFU (TEAM)

Scored 100 or more:

103 at Wisconsin (11/13/16)

Scored 90 or more:

97 at Mount St. Mary's (1/14/17)

Scored 80 or more:

83 vs SHU (2/27/17)

Scored 70 or more:

79 vs Campbell (3/16/17)

Scored 49 or less:

43 at Robert Morris (2/29/16)

Scored 39 or less:

38, at Duquesne (12/5/12)

Shot 50 percent or better:

52, vs SHU (2/27/17)

Shot 50 percent or better in each half:

62/51, at Wright State (12/21/12)

Shot 35 percent or worse:

23 vs SEMO (At GMU 11/17/17)

Shot 30 percent or worse:

23 vs SEMO (At GMU 11/17/17)

Made 35 or more field goals:

38, Vs Canisius (11/22/16)

Made 20 or more free throws:

23 at Mount St. Mary's (1/14/17)

Attempted 35 or more free throws:

35, vs Robert Morris (1/30/16)

Shot 50 percent or better from 3-point:

50.0 (12-24), at, Florida (12/17/13)

Made 10 or more from 3-point:

10 vs Toledo (11/10/17)

Had 50 or more rebounds:

55, at Jackson State (at FAU) (12/17/16)

Had 15 or more offensive rebounds:

15, vs St. Francis Brooklyn (1/7/17)

Had 20 or more assists:

22, at Marquette (11/15/16)

Had 10 or more steals:

15 vs Toledo (11/10/17)

Had 8 or more blocked shots:

9 vs CCSU (3/5/17)

Won five or more consecutive games:

7 (1/7/17 to 1/28/17)

Lost five or more consecutive games:

5 (1/10/15-1/24/15)

Defeated a power conference team:

103-100, at Wisconsin (11/13/16)

Played in overtime:

L, 74-64 at Mount Saint Mary's (1/24/15)

Played in double overtime or later:

W, 132-124 2 OT vs Sacred Heart (3/9/14)

Won when trailing at halftime:

66-52 vs LIU Brooklyn (1/7/17) (Trailed 30-29)

Won when trailing by 10 points or more:

76-59 at St. Francis Brooklyn (2/6/17) (Down 17-5)

OPPONENT (TEAM)

Scored 100 or more:

129 at South Florida (12/14/16)

Scored 90 or more:

90 at MD-ES (at FAU) (12/16/16)

Scored 80 or more:

82 vs SEMO (At GMU 11/17/17)

Scored 70 or more:

74 Toledo (11/10/17)

Scored 49 or less:

30 at LIU Brooklyn (2/4/17)

Shot 60 percent or better:

65.8 at South Florida (12/14/16)

Shot 50 percent or better:

52 vs SEMO (At GMU 11/17/17)

Shot 50 percent or better in each half:

66/64 at South Florida (12/14/16)

Shot 35 percent or worse:

34, at Wagner (1/27/17)

Shot 30 percent or worse:

30, vs FDU (2/25/17)

Made 35 or more field goals:

48 at South Florida (12/14/16)

Made 25 or more free throws:

27, at Jackson State (at FAU) (12/17/16)

Attempted 35 or more free throws:

37, at Jackson State (at FAU) (12/17/16)

Shot 50 percent or better from 3-point:

52.6 MD-ES (at FAU) (12/16/16)

Made 10 or more from 3-point:

10, vs SHU (2/27/17)

Had 50 or more rebounds:

56 vs Campbell (3/16/17)

Had 15 or more offensive rebounds:

17, vs Campbell (3/16/17)

Had 20 or more assists:

21 at Toledo (11/10/17)

Had 10 or more steals:

14, at Toledo (11/10/17)

Had 10 or more blocked shots:

10, at Robert Morris (2/11/13)

INDIVIDUAL

SFU (PLAYER)

Scored 30 or more:

35, Jessica Kovatch, vs SHU (2/27/17)

Scored 25 or more:

25 Ace Harrison vs Wagner (2/13/17)

Scored 20 or more:

21, Jess Kovatch at Toledo (11/10/17)

Made 10 or more field goals:

12 Jessica Kovatch vs SHU (2/27/17)

Made 10 or more free throws:

12, Jessica Kovatch vs RMU (1/30/16)

Made 5 or more from 3-point:

6 Maya Wynn, vs Campbell (3/16/17)

Had 20 or more rebounds:

21 Jess Zinoble at FDU (2/5/2000)

Had 15 or more rebounds:

16, Ace Harrison vs Wagner (2/13/17)

Had 10 or more rebounds:

12 Courtney Zezza vs SHU (2/27/17)

Had 10 or more assists:

10, Alexa Heyward at Mt St. Marys (01/24/15)

Had 5 or more steals:

5 Ace Harrison, vs SEMO (At GMU 11/17/17)

Had 5 or more blocked shots:

5 Courtney Zezza vs Toledo (11/10/17)

OPPONENT (PLAYER)

Scored 30 or more:

32 Amina Markovic, at Fairleigh Dickinson (12/29/16)

Scored 25 or more:

27, Anna Niki Stamolamprou, vs Robert Morris (1/30/17)

Scored 20 or more:

22 Summer Price, vs Campbell (3/16/17)

Made 10 or more field goals:

10 Summer Price, vs Campbell (3/16/17)

Made 10 or more free throws:

10, Chelsea Causey at Jackson State (at FAU) (12/17/16)

Made 5 or more from 3-point:

5, Shelby Hickey, vs SHU (2/27/17)

Had 15 or more rebounds:

16 Brianna Cribb, vs Campbell (3/16/17)

Had 10 or more rebounds:

11, Tesia Thompson, vs SEMO (At GMU 11/17/17)

Had 10 or more assists:

14, Kierra Palmer, at Bryant (2/18/17)

Had 5 or more steals:

7, Mikaela Boyd vs Toledo (11/10/17)

Had 5 or more blocked shots:

5, Giocelis Reynoso, vs CCSU (1/21/17)



NCAA Statistics

Saint Francis (PA) - 2017-18 Women's Basketball Ranking Summary thru games 11/12/2017

Statistic	National Rank	Conference Rank	Value	National Leader	Value	Conference Leader	Value
Assist Turnover Ratio (332 ranked)	312	8	0.33	Southern California	11.00	Fairleigh Dickinson	1.58
Assists (332 ranked)	280	9	10	South Dakota St.	67	Bryant	23
Assists Per Game (332 ranked)	261	7	10.0	Baylor	31.0	Fairleigh Dickinson	19.0
Blocked Shots (282 ranked)	54	2	7	Baylor	18	Bryant	9
Blocked Shots Per Game (313 ranked)	26	1	7.0	St. John's (NY) Norfolk St.	14.0 14.0	Saint Francis (PA)	7.0
Defensive Rebounds per Game (26 ranked)				Marshall	47		
Fewest Fouls (332 ranked)	207	6	25	Central Ark.	8	Fairleigh Dickinson	13
Fewest Turnovers (332 ranked)	262	7	30	Southern California	2	Fairleigh Dickinson	12
Field-Goal Percentage (332 ranked)	281	7	33.3	Baylor	62.0	Fairleigh Dickinson	56.9
Field-Goal Percentage Defense (332 ranked)	286	7	48.3	Clemson	18.2	Fairleigh Dickinson	27.5
Free Throw Attempts (332 ranked)	166	4	22	Western Ill.	67	Central Conn. St.	38
Free Throws Made (332 ranked)	122	3	18	Western Ill.	55	Central Conn. St.	26
Free-Throw Percentage (331 ranked)	32	1	81.8	Houston Baptist	100.0	Saint Francis (PA)	81.8
Offensive Rebounds per Game (26 ranked)				Savannah St.	32		
Personal Fouls Per Game (332 ranked)	298	9	25.0	Central Ark.	8.0	Fairleigh Dickinson	13.0
Rebound Margin (332 ranked)	235	6	-5.0	Elon	43.0	Fairleigh Dickinson	11.0
Rebounds (331 ranked)	267	8	35	South Dakota St.	132	Bryant	74
Rebounds Per Game (331 ranked)	241	6	35.00	Marshall	65.00	St. Francis Brooklyn	42.00
Scoring Defense (332 ranked)	233	5	74.0	Central Ark.	22.0	Fairleigh Dickinson	40.0
Scoring Margin (332 ranked)	218	3	-8.0	South Carolina	68.0	Fairleigh Dickinson	36.0
Scoring Offense (332 ranked)	200	2	66.0	Notre Dame	121.0	Fairleigh Dickinson	76.0
Steals (329 ranked)	77	2	15	Seton Hall	33	Wagner	19
Steals Per Game (329 ranked)	23	1	15.0	UMES	29.0	Saint Francis (PA)	15.0
Three Pt FG Defense (330 ranked)	44	2	20.0	Jacksonville	6.3	Fairleigh Dickinson	19.0
Three-Point Field Goals Attempted (142 ranked)				South Dakota St.	90	Central Conn. St.	59
Three-Point Field Goals Made (322 ranked)	96	2	10	South Dakota St.	37	Central Conn. St.	19
Three-Point Field Goals Per Game (322 ranked)	35	1	10.0	Idaho	18.0	Saint Francis (PA)	10.0
Three-Point Field-Goal Percentage (331 ranked)	59	3	41.7	Little Rock	69.2	St. Francis Brooklyn	46.7
Turnover Margin (331 ranked)	262	3	-5.00	UMES	29.00	Fairleigh Dickinson	4.00
Turnovers Forced (332 ranked)	36	1	25.00	Jackson St.	39.00	Saint Francis (PA)	25.00
Turnovers Per Game (332 ranked)	327	9	30.0	Southern California	2.0	Fairleigh Dickinson	12.0
Won-Lost Percentage (206 ranked)	206	2	0.0	163 teams tied	100.0	Fairleigh Dickinson	100.0



NCAA Individual Leaders

Statistic	Player	National Rank	Conference Rank	Value	National Leader	Value	Conference Leader	Value
Assist Turnover Ratio (207 ranked)					AJ Alix, Florida St. Kayla Manuirirangi, Tulane	12.00 12.00	Natalie Zamora, Fairleigh Dickinson	8.00
Assists (123 ranked)					Mei-Lyn Bautista, George Washington	26	Kierra Palmer, Bryant	9
Assists Per Game (227 ranked)					Tyra Buss, Indiana Stephanie Reid, Buffalo	11.0 11.0	Natalie Zamora, Fairleigh Dickinson	8.0
Blocked Shots (126 ranked)	Courtney Zezza	15	1	5	Celia Tibbs, Gardner-Webb	8	Courtney Zezza, Saint Francis (PA)	5
Blocked Shots Per Game (243 ranked)	Courtney Zezza A'Lexus Harrison Jessica Kovatch	7 243 243	1 10 10	5.00 1.00 1.00	5 players tied	7.00	Courtney Zezza, Saint Francis (PA)	5.00
Defensive Rebounds per Game (28 ranked)					Maddison Gits, Saint Louis	15	Katherine Haines, Sacred Heart	10
Double Doubles (11 ranked)					10 players tied	2	Katherine Haines, Sacred Heart	1
Field Goal Attempts (132 ranked)					Alexis Montgomery, Seattle U	47	Sydney Holloway, Bryant	24
Field Goals Made (141 ranked)					Macy Miller, South Dakota St.	25	Kiana Patterson, Central Conn. St.	11
Field-Goal Percentage (250 ranked)					Michelle Pruitt, Stetson Madelynn Comly, Fairleigh Dickinson Pallas Kunaiyi-Akpanah, Northwestern	100.0 100.0 100.0	Madelynn Comly, Fairleigh Dickinson	100.0
Final Points (197 ranked)					Macy Miller, South Dakota St.	61	Kiana Patterson, Central Conn. St.	33
Free Throw Attempts (143 ranked)					Savannah Scott, Northern Colo.	21	Sierra Clark, Wagner	14
Free Throws Made (118 ranked)					Savannah Scott, Northern Colo.	18	Sierra Clark, Wagner	7
Free-Throw Percentage (232 ranked)	A'Lexus Harrison	1	1	100.0	151 players tied	100.0	A'Lexus Harrison, Saint Francis (PA)	100.0
Minutes Played (139 ranked)					Mei-Lyn Bautista, George Washington	103:00	Morgan Lenahan, Wagner	68:00
Minutes Played Per Game (144 ranked)					Alexus Freeman, Alcorn Brittni Lai, New Hampshire	43.00 43.00	Tykeria Carter, Sacred Heart	38.00
Offensive Rebounds per Game (25 ranked)					Donasja Scott, Savannah St.	11		
Points Per Game (250 ranked)	Jessica Kovatch	97	1	21.0	Taeler Deer, Texas St.	44.0	Jessica Kovatch, Saint Francis (PA)	21.0
Rebounds (130 ranked)					Kalani Brown, Baylor	33	Naomi Ashley, Bryant	15
Rebounds Per Game (237 ranked)					Stephanie Jones, Maryland	18.0	Katherine Haines, Sacred Heart	13.0
Steals (126 ranked)					Jordin Canada, UCLA	13	Nakyia Carter, Wagner	6
Steals Per Game (122 ranked)	Jessica Kovatch Caitlyn Kroll Cydney Smith	122 122 122	3 3 3	3.00 3.00 3.00	Loryn Goodwin, Oklahoma St.	8.00	Jocelynn Jones, Robert Morris Drew Winter, LIU Brooklyn	4.00 4.00
Three-Point Field Goals Attempted (137 ranked)	Jessica Kovatch	71	2	12	Taylin Underwood, Southeastern La.	25	Kiana Patterson, Central Conn. St.	13
Three-Point Field Goals Made (117 ranked)	Jessica Kovatch	117	3	4	Taylin Underwood, Southeastern La.	12	Kiana Patterson, Central Conn. St.	7
Three-Point Field Goals Per Game (224 ranked)	Jessica Kovatch	42	1	4.00	Monnaz Finney-Smith, Hampton Amy Griffin, La Salle Taylor Pierce, Idaho	7.00 7.00 7.00	Megan Callahan, Robert Morris Jessica Kovatch, Saint Francis (PA)	4.00 4.00
Three-Point Field-Goal Percentage (182 ranked)	A'Lexus Harrison	1	1	100.0	25 players tied	100.0	A'Lexus Harrison, Saint Francis (PA)	100.0
Triple Doubles (1 ranked)					Jordin Canada, UCLA Sabrina Ionescu, Oregon	1 1		



2 Caitlyn Kroll
5-10 ■ FR ■ G
Bridgeport, Ohio.
Bridgeport



3 Karson Swogger
5-8 ■ FR ■ G
Bellwood, PA
Bellwood-Antis



4 Allison Shuke
5-11 ■ FR ■ G/F
Bedford, PA
Bedford



10 Leah Morrow
5-8 ■ FR ■ G/F
Columbus, OH
Columbus Africentric



12 Jenna Mastellone
5-10 ■ FR ■ G
New York City, NY
Archbishop Molloy



13 Sam Sabino
5-9 ■ R-SO ■ G
Rumson, NJ
Fair Haven



15 Maya Wynn
5-11 ■ SR ■ G-F
Reisterstown, MD
McDonogh



20 Caitlin Carroll
5-9 ■ SO ■ G/F
Middletown, NJ
Red Bank Catholic



21 AJ Timbers
6-0 ■ R-SO ■ G/F
Philadelphia, PA
Neumann Gorretti



22 Jill Scott
5-11 ■ SO ■ F
Summerhill, PA
Forest Hills




23 Jessica Kovatch
5-9 ■ JR ■ G
Phillipsburg, N.J.
Phillipsburg



24 Kyasia Duling
6-3 ■ SR ■ C
Zanesville, OH
Zanesville



30 Jill Falvey
6-0 ■ JR ■ F
Lincroft, NJ
Middletown South



32 Courtney Zezza
6-4 ■ JR ■ C
Plum, PA
Plum




33 Cydney Smith
6-3 ■ SR ■ C
Port Tobacco, MD
St. Mary's Ryken



34 Ace Harrison
6-2 ■ GR-2 ■ F
Baltimore, MD
Digital Harbor (Maryland)



51 Haley Thomas
5-11 ■ FR ■ F
Hooversville, PA
Bishop McCort



GA Christina Floyd
Philadelphia, PA
PSU-McKeesport
First Season



GA Joe Rutigliano
Genesco, NY
Canisius
First Season



HC Joe Haigh
Head Coach
Sixth Season



AC Kyle Hejmowski
Assistant Coach
Third Season



AC Vanessa Abel
Assistant Coach
Second Season



AC Janicia Anderson
Assistant Coach
Second Season



OP Rachel Halaszynski
Director of
Operations
Third Season