

SAINT FRANCIS

F O O T B A L L

GAME 4 • SEPT. 24, 2016 • SAINT FRANCIS AT ALBANY • TOM & MARY CASEY STADIUM • ALBANY, N.Y.

2016 SCHEDULE/RESULTS

| Date | Opponent | Time/Result |
|----------------|---------------------------|----------------|
| Sept. 3 | at #13 Montana | L, 41-31 |
| Sept. 10 | at Towson | L, 35-28 |
| Sept. 17 | at Columbia | W, 13-9 |
| Sept. 24 | at #22 Albany | 7 p.m. |
| Oct. 1 | MALONE | 1 p.m. |
| Oct. 8 | at Robert Morris* (ESPN3) | 3 p.m. |
| Oct. 15 | BRYANT* | 12 p.m. |
| Oct. 21 | DUQUESNE*^ (ESPN3) | 7 p.m. |
| Oct. 29 | at Sacred Heart* | 12 p.m. |
| Nov. 12 | CENTRAL CONN. ST.* | 12 p.m. |
| Nov. 19 | at Wagner* | 12 p.m. |

All Times Eastern *NEC Game ^Homecoming

Saint Francis Coaching Staff

Chris Villarrial..... Head Coach
 Eric Long Offensive Coordinator
 Marco Pecora Defensive Coordinator
 Josh Hutchison..... TEs/Special Teams
 Brian White Offensive Line
 Brian Wright Wide Receivers
 Matt Gueguen Defensive Line
 Evan Knight..... Linebackers
 Bishop Neal Defensive Backs
 Garrett Clawson..... RBs/Special Teams

TV/Broadcast: Great Dane TV

Play-by-Play Rodger Wyland
 Color Zach Bye

Social Media:

Facebook..... SFUAthletics
 Twitter @SFU_Football
 Instagram..... sfu_football

ATHLETICS COMMUNICATIONS

Primary Contact: Paul Marboe
 Office: 814-472-3916
 Cell: 814-777-7604
 Email: pmarboe@francis.edu



SAINT FRANCIS RED FLASH

Record: 1-2
NEC Record: 0-0
STATS FCS Ranking: N/A
Head Coach: Chris Villarrial
 Seventh Season at SFU (25-43)
 Career Record: Same as SFU record.

ALBANY GREAT DANES

Record: 3-0
CAA Record: 1-0
STATS FCS Ranking: 22
Head Coach: Greg Gattuso
 Third Season at Albany (13-13)
 Career Record: 110-45 (15 years)

THIS WEEK'S FLASH POINTS

- Saint Francis will look for its first ever win over Albany this week as it closes out a four-game road trip to start the season.
- SFU picked up its first win of the season last Saturday against Columbia. Junior Marcus Bagley ran for a career-high 220 yards to earn NEC Offensive Player of the Week honors.
- Senior QB Zack Drayer and sophomore WR Kam Lewis hooked up for a 72-yard touchdown, SFU's third this year of 60 or more yards. Lewis caught a 60-yard TD at Towson, while Junior Ajayi had a 73-yard TD at Montana.
- Bagley ranks third in the FCS in rushing yards (411) and fourth in rushing yards per game (137). He leads the NEC in both categories and all-purpose yards per game (141).
- Drayer has moved into fourth all-time at SFU with 3,909 career passing yards and fifth all-time with 303 career completions.
- Senior Lance Geesey hit two field goals against Columbia, including a 48-yarder in the second quarter. Geesey now has 48 career makes, with eight makes from 40+ yards.
- Freshman Da'Jon Lee leads the SFU defense with six TFL through three games, while Solomon Leaeno has five TFL and 3.5 sacks.
- 38 players on the SFU roster hail from the state of Pennsylvania.

GAME DETAILS

Venue..... Bob Ford Field
 Capacity 8,500
 Playing Surface..... Turf

SERIES HISTORY

Series vs. Albany Albany Leads 14-0
 Streak..... L, 14
 Last meeting... L, 36-13 at Albany (2012)

HEAD COACH CHRIS VILLARRIAL



Former National Football League All-Pro Offensive Lineman Chris Villarrial was named the 25th head coach of the Saint Francis University football program on December 20, 2009. After serving one year as the offensive coordinator under predecessor Dave Opfar, Villarrial will enter his seventh season at the helm of the Saint Francis football program.

With 25 career wins, Villarrial is tied for second in program history. With a win at Columbia, he tied Frank Pergolizzi (1989-94) for second all-time and trails Art Martynuska (1969-79, 81) by 20 wins for first place.

Villarrial was named 2015 NEC Coach of the Year, the first in SFU program history, and was one of 15 finalists for STATS FCS National Coach of the Year after the football program took a big step in 2015, finishing with its first winning record since 1992. Led by Villarrial, the Red Flash went 7-4 overall and 4-2 in the NEC.

The Red Flash won seven games in a season for just the fifth time in program history and finished with its first-ever winning record in the Northeast Conference. SFU also went 5-0 at home for the first time in program history.

Saint Francis finished second in the NEC standings, just one win away from the program's first NEC title.

SFU ranked second in the NEC, averaging 28.2 points per game and scored at least 40 points in four games. SFU held its opponents to 20.9 points and 309.3 yards per game.

Nine Red Flash claimed All-NEC honors. Running back Khairi Dickson, receiver Terell Smith, center Jimmy Marks, cornerback DaQuan Minter, safety/kick returner Lorenzo Jerome and kicker Lance Geesey all claimed First Team honors, while guard Christian Eubanks, tackle Sam Freireich and nose tackle Wesley Nagaseu earned Second Team accolades.

Geesey was named the CFPA Placekicker of the Year and earned All-America honors from the FCS Athletics Directors' Association and the American Football Coaches Association. Jerome earned Second Team All-America honors from STATS FCS as a kick returner.

THIS WEEK'S SCHEDULE

| Monday | Tuesday | Wednesday | Thursday | Friday | Saturday | Sunday |
|----------|----------|-----------|----------|----------|------------------------|----------|
| No Media | Practice | Practice | Practice | No Media | at Albany 7 p.m. ET | No Media |

MEDIA INFORMATION

Interview Procedures

Saint Francis players and coaches are available for interview requests Tuesday through Thursday during game weeks. Coach Villarrial and selected players will also be available postgame following an NCAA mandated cooling-off period.

Football Practices

Saint Francis football practices are open to the media Tuesday through Thursday during game weeks. Requests to attend practice should be made as far in advance as possible.

Media Credentials

Credentials are issued for all third-party press box personnel (media, scouts, officials' observers, etc.). Requests for credentials are on a per-game basis. Credential requests should be made at least a week in advance. Seating in the press box will be determined by the Athletics Communications office.

Media Will Call & Parking

Credentials will be mailed in advance of the game, but a Will Call can be established under special circumstances. Parking is available on campus within walking distance of DeGol Field.

PRONUNCIATION GUIDE

Junior Ajayi ah-JYE
 Jake Beistel BYE-stull
 Eric Bofenkamp BAW-fin-camp
 Freddy Bopst BOE-pst
 Ben Bruni BREW-nee
 Mederick Flavius, Jr. Med-rick
 Samuel Freireich FREE-rick
 Lance Geesey GEESE-ee
 Abijah Howell ah-BEE-jah
 Jymere Jordan-Toney J-EYE-mir
 Andrew Koester KEST-er
 Solomon Leaeno luh-AY-no
 Tyler Magaha muh-GAH-ha
 Wesley Nagaseu nug-a-SAY-eww
 Anthony Roefaro Row-FAIR-o
 Raleigh Sirb Serb
 Alex Woichevich WOYK-oh-vich
 Aaron Yasulitis Ya-SUE-lit-is

Coaching Staff:

Chris Villarrial vih-LARRY-uhl
 Matt Gueguen GEE-gin

NEC FRONT ROW INFORMATION

Online: www.NECFrontRow.com

Play-by-Play: Pat Farabaugh

Color: Jay Roberts

TEAM COMPARISON



| | | | |
|-----------------------|------------|-----------------------|-----------|
| Record..... | 3-0 | Record..... | 1-2 |
| Scoring Offense..... | 34 | Scoring Offense..... | 24 |
| Total Offense..... | 318.3 | Total Offense..... | 313.7 |
| Rushing Offense..... | 199 | Rushing Offense..... | 156.3 |
| Passing Offense..... | 119.3 | Passing Offense..... | 157.3 |
| Pass Efficiency..... | 141.4 | Pass Efficiency..... | 126.9 |
| Time/Possession.... | 29:46 | Time/Possession.... | 32:34 |
| Red Zone..... | 7-11 (64%) | Red Zone..... | 6-8 (75%) |
| Scoring Defense..... | 17 | Scoring Defense..... | 28.3 |
| Total Defense..... | 390 | Total Defense..... | 419.7 |
| Rushing Defense.... | 163.3 | Rushing Defense..... | 145 |
| Passing Defense..... | 226.7 | Passing Defense..... | 274.6 |
| Pass Efficiency..... | 102 | Pass Efficiency..... | 134 |
| Sacks..... | 7 | Sacks..... | 10 |
| Tackles For Loss..... | 14 | Tackles For Loss..... | 22 |
| Turnovers Gained..... | 12 | Turnovers Gained..... | 8 |
| Turnovers Lost..... | 2 | Turnovers Lost..... | 3 |
| Net Punting..... | 39.2 | Net Punting..... | 33.7 |
| Kick Returns..... | 23 | Kick Returns..... | 24 |
| Punt Returns..... | 1.5 | Punt Returns..... | 9.6 |

2016 ALBANY SCHEDULE

| Date | Opponent | Time/Result |
|-----------------|----------------------|------------------|
| Sept. 2 | at Buffalo | W, 22-16 |
| Sept. 10 | at Rhode Island | W, 35-7 |
| Sept. 17 | HOLY CROSS* | W, 45-28 |
| Sept. 24 | SAINT FRANCIS | 7 p.m. |
| Oct. 8 | RICHMOND* | 3:30 p.m. |
| Oct. 15 | at Maine* | 12 p.m. |
| Oct. 22 | at Villanova* | 3:30 p.m. |
| Oct. 29 | ELON* | 12 p.m. |
| Nov. 5 | DELAWARE* | 1 p.m. |
| Nov. 12 | at New Hampshire* | 12 p.m. |
| Nov. 19 | STONY BROOK* | 1 p.m. |

All Times Eastern *Ivy League Game

INDIVIDUAL HONORS

Lance Geesey

#12 - Kicker

Football Gameplan Preseason All-American
 STATS FCS Preseason All-American (Second Team)
 Preseason All-NEC

Lorenzo Jerome

#22 - Safety/Kick Returner

STATS FCS National Special Teams Player of the Week (9/5)
 NEC Special Teams Player of the Week (9/5)
 Athlon Sports Preseason All-American (Kick Returner)
 Football Gameplan Preseason All-American (Kick Returner)
 STATS FCS Preseason All-American (Second Team, Kick Returner)
 Preseason All-NEC (Defensive Back, Return Specialist)

Da'Jon Lee

#19 - Linebacker

NEC Rookie of the Week (9/5)

Marcus Bagley

#2 - Running Back

NEC Offensive Player of the Week (9/19)
 Preseason All-NEC

Jimmy Marks

#68 - Center

Preseason All-NEC

Wesley Nagaseu

#9 - Nose Tackle

Preseason All-NEC

CAREER RECORDS WATCH

Zack Drayer

Passing Touchdowns: 36 (4 behind 3rd)
 Passing Yards: 3,909 (1,471 behind 3rd)
 Passing Attempts: 518 (76 behind 5th)
 Passing Completions: 303 (30 behind 4th)












Lance Geesey

Field Goals Made: 48 (1 behind NEC Record)
 Points: 234 (20 behind 1st)
 Extra Points Made: 93 (14 behind 2nd)

Lorenzo Jerome

Interceptions: 14 (Tied 2nd at SFU, 5 behind 1st; Most among active FCS players)
 Pass Breakups: 25 (2 behind 5th; Third among active FCS players)
 Kick Return Yards: 1,044 (102 behind 4th)
 Kick Return Average: 28.1 (Second among active FCS players)



PROJECTED STARTERS: OFFENSE

| | | |
|------------------------|---|---|
| WR 11 |  | KAMRON LEWIS (6-4, 195, So) <ul style="list-style-type: none"> Had 3 catches for 77 yards at Columbia, with 72-yd TD. First two career TD catches at Towson. Made five catches for 83 yards at Montana. |
| TE 87 |  | MATT VALENZUELA (6-4, 245, Sr) <ul style="list-style-type: none"> Appeared in 23 career games. One catch for five yards at Towson. Caught three passes for 19 yards and a TD in 2015. |
| LT 55 |  | MEDERICK FLAVIUS (6-4, 300, R-So.) <ul style="list-style-type: none"> Made 13 career starts, including at Columbia Had 10 starts at Guard in 2015. Team captain at Northeast H.S. (Florida). |
| LG 56 |  | SAMUEL FREIREICH (6-4, 300, Sr) <ul style="list-style-type: none"> Now has 14 career starts, after start at LG at Columbia. Second Team All-NEC in 2015. Started all 11 games at Left Tackle in 2015. |
| C 68 |  | JIMMY MARKS (6-4, 300, Sr) <ul style="list-style-type: none"> Preseason All-NEC. First Team All-NEC in 2015 (Second Team in 2014). 30 career starts, including a start at Columbia |
| RG 52 |  | MIKE AMES (6-4, 300, So) <ul style="list-style-type: none"> Started at RG in all three games in 2016. Played in all 11 games in 2015. Made first career start at Youngstown State. |
| RT 77 |  | CHRISTIAN EUBANKS (6-3, 275, Jr) <ul style="list-style-type: none"> Started at RT in first three games of 2016. Second Team All-NEC in 2015. Nine appearances, eight starts at Guard in 2015.. |
| QB 7 |  | ZACK DRAYER (6-4, 220, Sr) <ul style="list-style-type: none"> Has made 23 career starts at Quarterback. Threw two TD passes and rushed for a TD at Towson. Completed 61% of his passes in 2015. |
| RB 2 |  | MARCUS BAGLEY (5-10, 230, Jr) <ul style="list-style-type: none"> Career-high 220 yards on 33 carries at Columbia. Third in FCS with 411 rushing yards. Fourth in FCS in rushing yards per game (137) |
| FB 31 |  | ALEX WOICHEVICH (6-2, 240, Jr) <ul style="list-style-type: none"> Appeared in 17 career games. Made first career start at Fullback at Montana. Made transition from Linebacker to Fullback for 2016. |
| WR 3 |  | Junior Ajayi (5-11, 175, Jr) <ul style="list-style-type: none"> Career-high six catches at Towson for 68 yards. Four catches for 83 yards, TD at Montana Caught a 73-yard TD pass in the 4th quarter. |












NOTABLES

| | | |
|------------------------|--|--|
| QB 18 |  | ANDREW KOESTER (6-5, 210, R-Fr.) <ul style="list-style-type: none"> Made first career appearance at Towson. Redshirted in 2015. First Team All-Conference at West Allegheny H.S. (Pa.). |
| RB 23 |  | JYMERE JORDAN-TONEY (5-11, 215, So) <ul style="list-style-type: none"> Had five carries for 30 yards at Columbia. Appeared in one game in 2015. Ran for 216 yards and three TDs vs. University of Faith. |
| WR 4 |  | JORDAN MILLBERRY (5-7, 160, R-So) <ul style="list-style-type: none"> Caught a pass for 10 yards at Towson. Made one catch in the season opener at Montana. Appeared in 12 career games. |
| OL 63 |  | EVAN FERGUSON (6-7, 315, Jr) <ul style="list-style-type: none"> Made first career start vs. Georgetown, 11 starts in 2015. First-Team All-State lineman at Dominion H.S. (Va.). Attended same H.S. as Matt Valenzuela(TE). |





SPECIAL TEAMS

| | | |
|------------------------|--|--|
| PK 12 |  | LANCE GEESEY (5-10, 180, R-Sr) <ul style="list-style-type: none"> Career field goal leader at Saint Francis (48 makes). CFPA Placekicker of the Year (2015). Preseason All-America by four publications. |
| P 82 |  | ANDREW ZECCA (6-2, 190, So) <ul style="list-style-type: none"> Averaged 45 yards per punt at Montana. 11 punts for 414 yards in 2015. Longest career punt is 54 yards at Bryant in 2015. |
| P 7 |  | ZACK DRAYER (6-4, 220, Sr) <ul style="list-style-type: none"> Had six punts against Columbia, with a long of 45 yds. Averaged 34.9 yards per punt last season. Downed 14 career punts inside the 20 yard line. |
| LS 75 |  | MIKE BOYD (6-3, 310, Sr) <ul style="list-style-type: none"> Appeared in four games last season. Has 13 career appearances, including six starts. Honolulu, Hawaii native. |
| H 39 |  | ERIC BOFENKAMP (6-0, 175, Jr) <ul style="list-style-type: none"> Made his first career appearance vs. Montana. All-Ohio as a kicker at John F. Kennedy H.S. (Ohio). In H.S., made 16 career field goals. |



PROJECTED STARTERS: DEFENSE

| | | |
|--------------------------|---|---|
| DE 47 |  | LUKE WEISS (6-2, 255, Jr) <ul style="list-style-type: none"> • First career sack against Columbia • Record five tackles and recovered a fumble at Montana. • 13 career starts at defensive end. |
| NT 9 |  | WESLEY NAGASEU (6-1, 310, Sr) <ul style="list-style-type: none"> • Tied second on team with nine tackles at Montana. • Second Team All-NEC in 2015. • 117 career tackles, with 16.5 for loss. |
| DE 44 |  | SHAWN McCORD (6-2, 255, Jr) <ul style="list-style-type: none"> • Made first career start at Montana. • Fourth on the team with 18 tackles. INT at Columbia. • Had three solo tackles and a tackle for loss vs. Montana. |
| LOLB 20 |  | MARCUS PICKENS (5-11, 235, Sr) <ul style="list-style-type: none"> • Appeared in 29 career games, with 123 starts. • Had half a tackle for loss at Towson. • Has 30 career tackles. |
| BUCK 48 |  | SEAN ORSINI (6-2, 235, So) <ul style="list-style-type: none"> • Made 14 career appearances, with six starts. • Recorded six tackles, five solo, at Towson. • 24 tackles, with two for loss and a sack in 2015. |
| MIKE 5 |  | SOLOMON LEANO (5-11, 245, Sr) <ul style="list-style-type: none"> • Led SFU with 10 tackles at Columbia, 2.5 sacks, 1 FR. • Made seven tackles, 1.5 TFL and a sack at Montana. • 169 career tackles and 23.5 career TFL. |
| ROLB 35 |  | ZANE STEWART (6-1, 230, Jr) <ul style="list-style-type: none"> • Made second career start at Towson, had two tackles. • Appeared in 14 career games. • Recorded five tackles vs. Montana. |
| CB 1 |  | MALIK DUNCAN (5-10, 190, Jr) <ul style="list-style-type: none"> • Appeared in 25 career games with 14 starts. • Made five stops, .5 for loss, and two PBU at Columbia. • Had six tackles, four solo, and two PBU at Montana. |
| CB 3 |  | JARREN WILLIAMS (6-0, 185, R-Fr) <ul style="list-style-type: none"> • Made first career start and appearance at Montana. • Had three tackles, one solo, at Montana. • Redshirted due to injury in 2015. |
| SS 21 |  | DELONDO BOYD (6-0, 195, Jr) <ul style="list-style-type: none"> • Had six tackles, including a sack and a FF at Montana. • Started all 25 career games at SFU. • Three interceptions in 2015, including 35-yard TD return. |
| FS 22 |  | LORENZO JEROME (6-0, 195, Sr) <ul style="list-style-type: none"> • Returned a fumble 89 yards for a TD at Towson. • 10 tackles, 1 TFL, 2 INT, 1 PBU at Montana. • 14 career INT's, most among active FCS players. |

NOTABLES

| | | |
|------------------------|--|--|
| LB 6 |  | BEN BRUNI (6-0, 225, So) <ul style="list-style-type: none"> • First career interception vs. Towson. • Made first career start at Montana, nine tackles. • Totaled 23 tackles, 12 solo, 1.5 TFL and a sack in 2015. |
| LB 19 |  | DA'JON LEE (6-2, 220, Fr) <ul style="list-style-type: none"> • Nine tackles, six solo, three for loss, sack, FF at Columbia. • Leads SFU with 6 TFL, 3rd with 20 tackles. • Eight tackles, a sack and a forced fumble at Montana. |
| DL 97 |  | LOUIE GARTNER (5-10, 265, So) <ul style="list-style-type: none"> • Recorded four tckles, one solo, at Columbia. • Three-time NEC Rookie of the Week (10/5, 10/19, 11/15). • 5.5 tackles for loss and four sacks in 2015. |
| DB 27 |  | JALEN WELLS (6-1, 180, Jr) <ul style="list-style-type: none"> • Recorded first career sack at Towson. • Appeared in nine games, with four starts, in 2015. • Recorded 18 tackles and two pass breakups last year. |

SPECIAL TEAMS

| | | |
|---------------------------|--|--|
| KR/PR 22 |  | LORENZO JEROME (6-0, 195, Sr) <ul style="list-style-type: none"> • 4 returns for 196 yards (79-yd TD) at Montana. • STATS FCS National ST Player of the Week (9/5). • Preseason All-America by five publications. |
| KR/PR 11 |  | KAMRON LEWIS (6-4, 195, So) <ul style="list-style-type: none"> • Returned a kick 17 yards at Towson. • One punt return for 13 yards at Towson. • 58-yard punt return at East Tennessee State in 2015. |

RED FLASH TWO-DEEP

RED FLASH OFFENSE

| | | | | | |
|----|----|--------------------------|------|-----|-------|
| QB | 7 | Zack Drayer | 6-4 | 220 | Sr. |
| | 18 | Andrew Koester | 6-5 | 200 | So. |
| RB | 2 | Marcus Bagley | 5-10 | 230 | Jr. |
| | 23 | Jymere Jordan-Toney | 5-11 | 215 | So. |
| FB | 31 | Alex Woichevovich | 6-2 | 240 | Jr. |
| | 46 | Zachary Rohland | 6-2 | 245 | R-So. |
| WR | 11 | Kamron Lewis | 6-4 | 195 | So. |
| | 10 | Myles Brooker | 6-0 | 190 | R-Sr. |
| WR | 3 | Junior Ajayi | 5-11 | 175 | Jr. |
| | 4 | Jordan Millberry | 5-7 | 160 | R-So. |
| TE | 87 | Matt Valenzuela | 6-4 | 245 | Sr. |
| | 81 | Marcus Alston | 6-4 | 250 | R-Jr. |
| LT | 55 | Mederick Flavius | 6-4 | 300 | R-So. |
| | 72 | Isaac Jackson, Jr. | 6-6 | 340 | So. |
| LG | 56 | Samuel Freireich | 6-4 | 300 | Sr. |
| | 67 | Jesse Rodgers | 6-3 | 300 | So. |
| C | 68 | Jimmy Marks | 6-4 | 300 | Sr. |
| | 75 | Michael Boyd | 6-3 | 310 | Sr. |
| RG | 52 | Mike Ames | 6-4 | 300 | So. |
| | 76 | Mitchell Boyd | 6-2 | 330 | Sr. |
| RT | 77 | Christian Eubanks | 6-5 | 295 | So. |
| | 63 | Evan Ferguson | 6-7 | 315 | Jr. |

RED FLASH DEFENSE

| | | | | | |
|------|----|------------------------|------|-----|-------|
| NT | 9 | Wesley Nagaseu | 6-1 | 310 | Sr. |
| | 53 | Jake Beistel | 6-1 | 280 | Fr. |
| DE | 47 | Luke Weiss | 6-2 | 255 | Jr. |
| | 57 | Austin Gray | 6-2 | 285 | Jr. |
| DE | 44 | Shawn McCord | 6-2 | 250 | Jr. |
| | 97 | Louie Gartner | 5-10 | 265 | So. |
| LOLB | 20 | Marcus Pickens | 5-11 | 235 | Sr. |
| | 19 | Da'Jon Lee | 6-2 | 220 | Fr. |
| BUCK | 48 | Sean Orsini | 6-2 | 235 | So. |
| | 6 | Ben Bruni | 6-0 | 225 | So. |
| MIKE | 5 | Solomon Leaeno | 5-11 | 245 | Sr. |
| | 36 | Calvin Beaty | 6-0 | 225 | Fr. |
| ROLB | 35 | Zane Stewart | 6-1 | 230 | Jr. |
| | 25 | Glenn Cross | 5-11 | 225 | Sr. |
| CB | 1 | Malik Duncan | 5-10 | 190 | Jr. |
| | 8 | Jermaine Ponder | 6-2 | 160 | Jr. |
| CB | 3 | Jarren Williams | 6-0 | 185 | R-Fr. |
| | 27 | Jalen Wells | 6-1 | 180 | Jr. |
| SS | 21 | Delondo Boyd | 6-0 | 195 | Jr. |
| | 24 | Dashaun Dixon-Roberts | 5-11 | 200 | Sr. |
| FS | 22 | Lorenzo Jerome | 6-0 | 195 | Sr. |
| | 26 | Robert Miller | 6-2 | 215 | R-Jr. |

RED FLASH SPECIAL TEAMS

| | | | | | |
|----|----|-----------------------|------|-----|-------|
| P | 7 | Zack Drayer | 6-4 | 220 | Sr. |
| | 82 | Andrew Zecca | 6-2 | 190 | So. |
| PK | 12 | Lance Geesey | 5-10 | 180 | R-Sr. |
| | 39 | Eric Bofenkamp | 6-0 | 175 | Jr. |
| LS | 75 | Michael Boyd | 6-3 | 310 | Sr. |
| | 39 | Eric Bofenkamp | 6-0 | 175 | Jr. |
| KR | 22 | Lorenzo Jerome | 6-0 | 195 | Sr. |
| | 11 | Kamron Lewis | 6-4 | 195 | So. |
| PR | 22 | Lorenzo Jerome | 6-0 | 195 | Jr. |
| | 11 | Kamron Lewis | 6-4 | 195 | So. |

RED FLASH COACHING STAFF

Chris Villarrial, Head Coach (Seventh season)

OFFENSE

Eric Long, Offensive Coordinator (Fifth season)
 Brian Wright, Wide Receivers (Eighth season)
 Brian White, Offensive Line/Run Game Coordinator (Third season)
 Josh Hutchison, Tight Ends/Special Teams (Third season)
 Garrett Clawson, Running Backs/Special Teams (First Season)

DEFENSE

Marco Pecora, Defensive Coordinator (Third Season)
 Matt Gueguen, Defensive Line (Third season)
 Evan Knight, Linebackers (Second season)
 Bishop Neal, Defensive Backs (First season)

2016 ROSTER

| # | Name | Pos. | Cl. | Ht. | Wt. | Hometown/High School | # | Name | Pos. | Cl. | Ht. | Wt. | Hometown/High School |
|----|-----------------------|------|-------|------|-----|--|----|-------------------|------|-------|------|-----|--|
| 1 | Malik Duncan | DB | Jr. | 5-10 | 190 | Cleveland, Ohio/Cleveland Central Catholic | 40 | Marcus Galie | LB | So. | 6-1 | 225 | Upper St. Clair, Pa./Upper St. Clair |
| 2 | Marcus Bagley | RB | Jr. | 5-11 | 230 | Cleveland Heights, Ohio/Cleveland Heights | 41 | Anthony Roefaro | LS | So. | 6-1 | 190 | Altoona, Pa./Altoona |
| 2 | Erik Walker | LB | R-Sr. | 6-3 | 250 | Clairton, Pa./Clairton | 42 | Gibbs Tinne | LB | Fr. | 5-11 | 206 | Burtonsville, Md./Paint Branch |
| 3 | Junior Ajayi | WR | Jr. | 5-11 | 175 | Delran, N.J./Holy Cross | 43 | Jake Curry | DB | Fr. | 6-1 | 195 | Freehold, N.J./Freehold Boro |
| 3 | Jarren Williams | DB | R-Fr. | 6-0 | 185 | Lewis Center, Ohio/Olentangy | 44 | Shawn McCord | DL | Jr. | 6-2 | 255 | Aberdeen, N.J./Red Bank Catholic |
| 4 | Jordan Millberry | WR | R-So. | 5-7 | 160 | Harrisburg, Pa./Susquehanna Township | 45 | Kobe Pinkney | FB | Fr. | 5-11 | 218 | Alexandria, Va./St. Stephen's & St. Agnes |
| 5 | Solomon Leveno | LB | Sr. | 5-11 | 245 | Kapolei, Hawaii/James Campbell | 46 | Zach Rohland | FB | R-So. | 6-2 | 245 | Carlisle, Pa./Cumberland Valley |
| 6 | Ben Bruni | LB | So. | 6-0 | 225 | Pittsburgh, Pa./Mt. Lebanon | 47 | Luke Weiss | DL | Jr. | 6-2 | 255 | Verona, N.J./Verona |
| 7 | Zack Drayer | QB | So. | 6-4 | 220 | Hershey, Pa./Hershey | 48 | Sean Orsini | LB | So. | 6-2 | 235 | Imperial, Pa./West Allegheny |
| 8 | Jermaine Ponder | DB | Jr. | 6-3 | 200 | Rochester, N.Y./Bishop Kearney | 49 | Trysten Hunt | LB | So. | 5-9 | 215 | Levittown, Pa./Truman |
| 9 | Wesley Nagaseu | DL | Sr. | 6-1 | 310 | Waipahu, Hawaii/Waipahu | 52 | Michael Ames | OL | So. | 6-4 | 300 | Pittsburgh, Pa./Penn Hills |
| 9 | Andre Dowdell | WR | So. | 5-9 | 180 | Syracuse, N.Y./Christian Brothers Academy | 53 | Jake Beistel | DL | Fr. | 6-1 | 280 | Alverton, Pa./Southmoreland |
| 10 | Myles Brooker | WR | R-Sr. | 6-0 | 190 | Philadelphia, Pa./Germantown | 54 | Ricardo Johnson | DL | Jr. | 6-1 | 295 | Baltimore, Md./Archbishop Curley |
| 11 | Kamron Lewis | WR | So. | 6-4 | 195 | Fresno, Calif./Edison | 55 | Mederick Flavius | OL | R-So. | 6-4 | 300 | Lauderhill, Fla./Northeast |
| 12 | Lance Geesey | K | R-Sr. | 5-10 | 180 | Harrisburg, Pa./Cumberland Valley | 56 | Sam Freireich | OL | Sr. | 6-4 | 300 | Austin, Texas/Westlake |
| 12 | Tyler Magaha | QB | So. | 6-2 | 190 | Frederick, Md./Thomas Jefferson | 57 | Austin Gray | DL | Jr. | 6-2 | 285 | Egg Harbor Township, N.J./Egg Harbor Township |
| 13 | Martin Foray Jr. | DB | Fr. | 5-10 | 190 | Germantown, Md./Northwest | 58 | Roger Cooley | OL | Jr. | 6-1 | 250 | Germantown, Md./Northwest |
| 13 | Rashawn Pascal | WR | Jr. | 6-0 | 170 | Fort Lauderdale, Fla./Fort Lauderdale | 59 | Todd Burger | DL | Fr. | 6-3 | 235 | Freehold, N.J./Freehold Boro |
| 14 | Jake Heiple | DB | Fr. | 5-11 | 190 | Somerset, Pa./Somerset | 61 | Garrett Henry | OL | R-Fr. | 6-2 | 300 | Shillington, Pa./Governor Mifflin |
| 14 | Nicholas Marsilio | QB | Fr. | 6-3 | 205 | Harrisburg, Pa./Bishop McDevitt | 62 | Anthony Barber | DL | Fr. | 6-4 | 260 | Johnstown, Pa./Greater Johnstown |
| 15 | Dennis James | WR | So. | 6-3 | 195 | Jersey City, N.J./St. Peter's Prep | 63 | Evan Ferguson | OL | Jr. | 6-7 | 315 | Sterling, Va./Dominion |
| 16 | Ra'Shaun Henry | WR | Fr. | 6-2 | 170 | Copperas Cove, Texas/Copperas Cove | 64 | Doug Swoboda | OL | Fr. | 6-3 | 320 | State College, Pa./State College |
| 17 | Rodriguez Alexander | WR | R-Jr. | 6-0 | 175 | Miramar, Fla./Everglades | 65 | Doug Leighty | OL | Fr. | 6-4 | 265 | Alverton, Pa./Southmoreland |
| 18 | Andrew Koester | QB | R-Fr. | 6-5 | 210 | Imperial, Pa./West Allegheny | 67 | Jesse Rodgers | OL | So. | 6-3 | 300 | Lewistown, Pa./Mifflin County |
| 18 | Malik McFarlane | DB | Fr. | 5-11 | 175 | Cooper City, Fla./Cooper City | 67 | Damian Smith | OL | Sr. | 6-0 | 300 | Altoona, Pa./Altoona |
| 19 | Da'Jon Lee | LB | Fr. | 6-2 | 220 | Fairfax, Va./Robinson | 68 | Jimmy Marks | OL | Sr. | 6-4 | 300 | Middletown, Pa./Lower Dauphin |
| 20 | Marcus Pickens | LB | Sr. | 5-11 | 235 | Oxon Hill, Md./Potomac | 69 | Brandon Taylor | OL | Sr. | 6-0 | 285 | Montclair, N.J./Montclair |
| 20 | Avery Miliner | RB | Fr. | 5-10 | 187 | Clayton, Ohio/Northmont | 70 | Andrew Lucci | DL | So. | 6-2 | 330 | Parma, Ohio/Padua Franciscan |
| 21 | Delondo Boyd | DB | Jr. | 6-0 | 195 | Indian Head, Md./Henry E. Lackey | 72 | Isaac Jackson Jr. | OL | So. | 6-6 | 340 | Upper Marlboro, Md./Riverdale Baptist |
| 22 | Lorenzo Jerome | DB | Sr. | 6-0 | 195 | Sunrise, Fla./J.P. Taravella | 75 | Michael Boyd | OL | Sr. | 6-3 | 310 | Honolulu, Hawaii/Farrington |
| 23 | Jymere Jordan-Toney | RB | So. | 5-11 | 215 | Philadelphia, Pa./Franklin | 76 | Mitchell Boyd | DL | Sr. | 6-2 | 330 | Honolulu, Hawaii/Farrington |
| 24 | Dashaun Dixon-Roberts | DB | Sr. | 5-11 | 200 | Pittsburgh, Pa./Brasher/Lackawanna C.C. | 77 | Christian Eubanks | OL | So. | 6-5 | 295 | Reynoldsburg, Ohio/Reynoldsburg |
| 25 | Glenn Cross | LB | Sr. | 5-11 | 225 | Matawan, N.J./Matawan Regional | 80 | Zach Campbell | WR | Fr. | 5-9 | 180 | Upper Marlboro, Md./Riverdale Baptist |
| 25 | Jake Pisula | RB | So. | 5-10 | 185 | Alverton, Pa./Southmoreland | 81 | Marcus Alston | TE | R-Jr. | 6-4 | 250 | Baltimore, Md./Mount St. Joseph |
| 26 | Robert Miller | DB | R-Sr. | 6-2 | 215 | Coral Springs, Fla./Taravella/Florida Atlantic | 82 | Andrew Zecca | P | So. | 6-2 | 190 | Berkeley Heights, N.J./Gov. Livingston |
| 27 | Jalen Wells | DB | Jr. | 6-1 | 180 | Westerville, Ohio/Thomas Worthington | 83 | Sean Davis | TE | Fr. | 6-2 | 245 | Bethel Park, Pa./Bethel Park |
| 28 | Nick Rinella | DB | Fr. | 5-9 | 190 | Wyndmoor, Pa./La Salle College | 84 | Tim Davis | WR | So. | 6-2 | 185 | Ebensburg, Pa./Central Cambria |
| 29 | Hakeem Kinard | DB | So. | 5-10 | 180 | York, Pa./York Catholic | 85 | Erick Hernandez | WR | Fr. | 6-0 | 160 | Burbank, Calif./Burrroughs |
| 30 | Jared Thompson | DB | Jr. | 5-8 | 175 | Clarksburg, Md./Clarksburg | 86 | Cyrus Holder | WR | Fr. | 6-4 | 190 | Uniondale, N.Y./Milford Academy |
| 31 | Alex Woichevovich | FB | Jr. | 6-2 | 240 | Macedonia, Ohio/Nordonia | 87 | Matt Valenzuela | TE | R-Jr. | 6-4 | 245 | Sterling, Va./Dominion |
| 32 | Maurice Hubbard | DB | Jr. | 5-9 | 175 | Galloway, N.J./Absegami | 88 | Colin Hindle | TE | Jr. | 6-4 | 245 | Redondo Beach, Calif./Redondo Union/El Camino CC |
| 33 | T.J. Orrico | DB | Fr. | 5-11 | 175 | Englishtown, N.J./Manalapan | 89 | Terrell Johnson | TE | Fr. | 6-6 | 225 | Burlington, N.C./Cummings |
| 34 | Raleigh Sirb | RB | Fr. | 5-9 | 190 | Harrisburg, Pa./Central Dauphin | 90 | Chad Ray | DL | Fr. | 5-11 | 240 | Hummelstown, Pa./Lower Dauphin |
| 35 | Zane Stewart | LB | Jr. | 6-1 | 230 | Chambersburg, Pa./Chambersburg | 91 | Sam Cummings | DL | Fr. | 6-1 | 250 | Verona, N.J./Verona |
| 36 | Calvin Beaty | LB | Fr. | 6-0 | 225 | Holmdel, N.J./St. John-Vianney | 93 | Hunter Cazin | DL | Fr. | 6-2 | 270 | Pittsburgh, Pa./Mt. Lebanon |
| 37 | Byron Johnson | RB | Jr. | 5-9 | 200 | Germantown, Md./Northwest | 96 | Louie Gartner | DL | So. | 5-10 | 265 | Paramus, N.J./Paramus Catholic |
| 38 | Aaron Yasulitis | LB | Fr. | 5-11 | 200 | Altoona, Pa./Bishop Guilfoyle | 97 | Sam Cogliano | LS | Fr. | 5-11 | 210 | Lakeville, Mass./Brockton |
| 39 | Eric Bofenkamp | K/P | Jr. | 6-0 | 175 | Warren, Ohio/John F. Kennedy | 98 | Zack DeAngelis | K | Fr. | 6-0 | 170 | Clyde, N.Y./Clyde-Savannah |
| | | | | | | | 99 | James-Nii Lartey | DL | Jr. | 6-1 | 310 | Bristow, Va./Fork Union Military Academy/Hampton |
| | | | | | | | | Deshawn Tillman | DB | Fr. | 6-0 | 160 | Fresno, Calif./Edison |

NOTABLES

| | | |
|-------------------------------------|-------------|---------------|
| 200+ Yards Passing | 2016 | Career |
| Zack Drayer | - | 8 |
| 150+ Yards Passing | 2016 | Career |
| Zack Drayer | 2 | 14 |
| Multiple TD Passing Games | 2016 | Career |
| Zack Drayer | 2 | 12 |
| 3 (or more) TD Passing Games | 2016 | Career |
| Zack Drayer | - | 3 |
| 4 (or more) TD Passing Games | 2016 | Career |
| Zack Drayer | - | 1 |
| 100+ Yards Rushing Games | 2016 | Career |
| Marcus Bagley | 1 | 4 |
| 200+ Yards Rushing Games | 2016 | Career |
| Marcus Bagley | 1 | 1 |
| Multiple TD Rushing Games | 2016 | Career |
| Marcus Bagley | - | 1 |
| 3 (or more) TD Rushing Games | 2016 | Career |
| Marcus Bagley | - | 1 |
| 100+ All-Purpose Yards | 2016 | Career |
| Marcus Bagley | 3 | 7 |
| Lorenzo Jerome | 1 | 5 |
| Kamron Lewis | 1 | 1 |
| Double Digit Tackles | 2016 | Career |
| Lorenzo Jerome | 1 | 7 |
| Solomon Leaeno | 1 | 7 |
| Wesley Nagaseu | - | 1 |
| 2 (or more) Sacks | 2016 | Career |
| Solomon Leaeno | 1 | 2 |
| Louie Gartner | - | 1 |
| Wesley Nagaseu | - | 1 |
| 2 (or more) Tackles For Loss | 2016 | Career |
| Solomon Leaeno | 1 | 3 |
| Wesley Nagaseu | - | 3 |
| Da'Jon Lee | 2 | 2 |
| Erik Walker | - | 2 |
| Louie Gartner | - | 1 |
| Lorenzo Jerome | - | 1 |
| Interceptions | 2016 | Career |
| Lorenzo Jerome | 2 | 14 |
| Delondo Boyd | - | 3 |
| Malik Duncan | - | 2 |
| Ben Bruni | 1 | 1 |
| Shawn McCord | 1 | 1 |
| Robert Miller | - | 1 |
| Sean Orsini | - | 1 |
| Kick Return TDs | 2016 | Career |
| Lorenzo Jerome | 1 | 3 |
| Punt Return TDs | 2016 | Career |
| Lorenzo Jerome | - | 1 |

250-YARD PASSING GAMES

| ZACK DRAYER (4) | | | |
|------------------------|----------|--------------|------|
| Yds | COMP-ATT | OPPONENT | YR |
| 292 | 16-28 | Wagner | 2015 |
| 291 | 13-20 | Sacred Heart | 2015 |
| 286 | 15-31 | Wagner | 2014 |
| 259 | 22-38 | Bryant | 2015 |

3 PASSING TOUCHDOWN GAMES

| ZACK DRAYER (3) | | | |
|------------------------|----------|--------------|------|
| TDs | COMP-ATT | OPPONENT | YR |
| 4 | 15-31 | Wagner | 2014 |
| 3 | 16-28 | Wagner | 2015 |
| 3 | 13-21 | Sacred Heart | 2014 |

100-YARD RUSHING GAMES

| MARCUS BAGLEY (4) | | | |
|--------------------------|-----|---------------|------|
| Yds | ATT | OPPONENT | YR |
| 220 | 33 | Columbia | 2016 |
| 147 | 19 | Georgetown | 2015 |
| 126 | 12 | Wagner | 2015 |
| 113 | 14 | Robert Morris | 2015 |

MULTIPLE RUSHING TOUCHDOWN GAMES

| MARCUS BAGLEY (1) | | | |
|--------------------------|---------|--------------------|------|
| TDs | ATT-Yds | OPPONENT | YR |
| 3 | 8-89 | Virginia-Lynchburg | 2014 |

2 OR MORE TFL GAMES

| WESLEY NAGASEU (3) | | | |
|---------------------------|-------|---------------------------|------|
| TFL | SACKS | OPPONENT | YR |
| 2.5 | 2 | Central Connecticut State | 2015 |
| 2.5 | 0 | Wagner | 2014 |
| 2.5 | 0 | Robert Morris | 2013 |

SOLOMON LEAENO (3)

| TFL | SACKS | OPPONENT | YR |
|-----|-------|---------------------------|------|
| 3 | 2 | Duquesne | 2015 |
| 3 | 0.5 | Central Connecticut State | 2015 |
| 2.5 | 2.5 | Columbia | 2016 |

DA'JON LEE (2)

| TFL | SACKS | OPPONENT | YR |
|-----|-------|----------|------|
| 3 | 1 | Columbia | 2016 |
| 2 | 0 | Towson | 2016 |

ERIK WALKER (2)

| TFL | SACKS | OPPONENT | YR |
|-----|-------|--------------|------|
| 2 | 1 | Towson | 2015 |
| 2 | 1 | Sacred Heart | 2015 |

LOUIE GARTNER (1)

| TFL | SACKS | OPPONENT | YR |
|-----|-------|----------------------|------|
| 3.5 | 2 | East Tennessee State | 2015 |

LORENZO JEROME (1)

| TFL | SACKS | OPPONENT | YR |
|-----|-------|----------|------|
| 2 | 1 | Wagner | 2015 |

INTERCEPTIONS RETURNED FOR TOUCHDOWNS

| Yds | PLAYER | OPPONENT | YR |
|-----|---------|----------------------|------|
| 60 | Jerome | Duquesne | 2013 |
| 41 | Jerome | Virginia-Lynchburg | 2014 |
| 40 | Miller | East Tennessee State | 2015 |
| 35 | D. Boyd | Georgetown | 2015 |

TEAM

SCORING:

Scored 80 or More: 80, vs. Virginia-Lynchburg - Sept. 27, 2014
 Scored 70 or More: 80, vs. Virginia-Lynchburg - Sept. 27, 2014
 Scored 60 or More: 80, vs. Virginia-Lynchburg - Sept. 27, 2014
 Scored 50 or More: 58, at East Tennessee State - Oct. 3, 2015
 Scored 40 or More: 43, vs. Wagner - Oct. 17, 2015
 Scored 30 or More: 31, at Montana - Sept. 3, 2016
 Scored 20+ Points in a Half: 28 (1st), at Towson - Sept. 10, 2016
 Scored 30+ Points in a Half: 38 (1st), at East Tennessee State - Oct. 3, 2015
 Scored 21+ Points in a Quarter: 21 (1st), at Towson - Sept. 10, 2016

OFFENSE:

400 Yards Rushing or More: 438, vs. Virginia-Lynchburg - Sept. 27, 2014
 300 Yards Rushing or More: 336, vs. Wagner - Oct. 17, 2015
 200 Yards Rushing or More: 273, at Columbia - Sept. 17, 2016

300 Yards Passing or More: 301, at Wagner - Sept. 26, 2009
 250 Yards Passing or More: 291, vs. Sacred Heart - Oct. 31, 2015

600 Yards of Total Offense: 628, vs. Wagner - Oct. 17, 2015
 500 Yards of Total Offense: 628, vs. Wagner - Oct. 17, 2015
 400 Yards of Total Offense: 401, at Columbia - Sept. 17, 2016

DEFENSE:

Held an Opponent Under 20 points: 9, at Columbia - Sept. 17, 2016
 Held an Opponent to Zero TDs: vs. Robert Morris - Nov. 14, 2015
 Shut out an Opponent: 21-0 vs. Robert Morris - Nov. 14, 2015
 Held an Opponent Scoreless in a Half: 1st, at Columbia - Sept. 17, 2016

Allowed 100 Yards Passing or Less: 46, vs. Robert Morris - Nov. 14, 2015
 Allowed 100 Yards Rushing or Less: 76, vs. Sacred Heart - Oct. 31, 2015
 Allowed 100 yards Total Offense or Less: 98, vs. Va.-Lynchburg - Sept. 27, 2014

Recorded 2+ INTs: 2, at Montana - Sept. 3, 2016
 Recorded 3+ INTs: 3, at East Tennessee State - Oct. 5, 2015
 Recorded 5+ INTs: 7, vs. Sacred Heart - Sept. 18, 2010

Returned an Interception for a TD: at East Tennessee State - Oct. 3, 2015
 Returned Two Interceptions for TD: at East Tennessee State - Oct. 3, 2015
 Returned a Fumble for a TD: Monmouth - Oct. 12, 2013

SPECIAL TEAMS:

Returned a Kick for a TD: at Montana - Sept. 3, 2016
 Returned a Punt for a TD: Bryant - Oct. 18, 2014
 Returned a Blocked Punt for a TD: at Sacred Heart - Oct. 27, 2007
 Blocked a Punt: at Bryant - Oct. 24, 2015

MISCELLANEOUS:

Came Back From Down 10+ to Win: 17, at Morehead St. - Sept. 15, 2012
 Won When Down at Start of 4th: vs. Duquesne - Nov. 1, 2014
 Won When Trailing at Halftime: vs. Sacred Heart - Oct. 31, 2015
 Defeated a Nationally Ranked Team: at #22/24 Sacred Heart - Oct. 25, 2014

Recorded Three or More Sacks: 5, at Columbia - Sept. 17, 2016
 Held an Opponent Without a Sack: at East Tennessee State - Oct. 3, 2015
 Threw Two INTs: at Duquesne - Nov. 21, 2015
 Threw Three INTs: at Duquesne - Nov. 21, 2015

Played in Overtime: at Wagner - Oct. 11, 2014
 Won in Overtime: 14-7, Robert Morris - Nov. 16, 2002
 Lost in Overtime: 46-39 (2 OT), at Wagner - Oct. 11, 2014
 Won Back-to-Back Games: 3, Oct. 31-Nov. 14, 2015
 Won Three Consecutive Games: 3, Oct. 31-Nov. 14, 2015
 3+ Consecutive Games of 200+ Rushing Yards: 3, Oct. 29-Nov. 12, 2011
 3+ Consecutive Games with an INT: 3, Sept. 3 - Sept. 17, 2016
 3+ Consecutive Games with 21+ Points: 5, Oct. 3, 2015-Nov. 7, 2015
 3+ Consecutive Games Opp. Under 21 Points: 3, Oct. 31-Nov. 14, 2015
 Back-to-Back NEC Wins: 3, Oct. 31-Nov. 14, 2015

INDIVIDUAL

ALL PURPOSE YARDS:

400+ All-Purpose Yards: 457, Kyle Harbridge vs. Morehead St. - Sept. 17, 2011
 300+ All-Purpose Yards: 384, Kyle Harbridge vs. Fordham - Sept. 28, 2013
 200+ All-Purpose Yards: 222, Marcus Bagley at Columbia - Sept. 17, 2016
 Two Players with 150+ All-Purpose Yards: Anthony Abeid & Khairi Dickson - Oct. 11, 2014

RUSHING:

300+ Yards Rushing: 346, Kyle Harbridge vs. Morehead St. - Sept. 17, 2011
 250+ Yards Rushing: 291, Kyle Harbridge vs. Fordham - Sept. 28, 2013
 200+ Yards Rushing: 220, Marcus Bagley at Columbia - Sept. 16, 2016
 150+ Yards Rushing: 220, Marcus Bagley at Columbia - Sept. 16, 2016
 100+ Yards Rushing: 220, Marcus Bagley at Columbia - Sept. 16, 2016
 Three or More Rushing TDs: 3, Dickson vs. Georgetown - Sept. 5, 2015
 A Rush of 70+ yards: 71 (TD), Khairi Dickson vs. Bryant - Oct. 18, 2014

PASSING:

300 Yards Passing: 301, John Kelly vs. Wagner - Sept. 26, 2009
 250 Yards Passing: 291, Zack Drayer vs. Sacred Heart - Oct. 31, 2015
 Threw 3+ TDs: 3, vs. Wagner - Oct. 17, 2015
 Threw 4+ TDs: 4, Zack Drayer at Wagner - Oct. 11, 2014
 Threw 2+ Interceptions: 3, Zack Drayer at Duquesne - Nov. 21, 2015
 Threw 3+ Interceptions: 3, Zack Drayer at Duquesne - Nov. 21, 2015
 Pass of 70+ Yards: 72 yards (TD), Zack Drayer to Kamron Lewis at Columbia - Sept. 17, 2016

RECEIVING:

6+ Catches: 6, Junior Ajayi at Towson - Sept. 10, 2016
 8+ Catches: 8, Daniel Adams at Bryant - Oct. 24, 2015
 10+ Catches: 10, Omar Winston at CCSU - Nov. 8, 2008
 Two Players with 5+ Catches: Anthony Abeid and Terell Smith at Central Connecticut State - Nov. 7, 2015
 100+ Yards Receiving: 109, Daniel Adams at Duquesne - Nov. 21, 2015
 Multiple Touchdown Receptions: 2, Kamron Lewis at Towson - Sept. 10, 2016
 Touchdown on First Career Reception: Marcus Alston at Montana - Sept. 3, 2016
 Three Players with 3+ Catches: Abeid, Lewis, Smith at Central Connecticut State - Nov. 7, 2015

DEFENSE:

Interception Return for TD: Sean Orsini at East Tennessee State, 34 yards - Oct. 3, 2015
 Fumble Return for TD: Bishop Neal vs. Monmouth, 8 yards - Oct. 12-2013
 Two or More Sacks: 2.5, Solomon Leveno at Columbia - Sept. 17, 2016
 Three or More TFL: 3.0, Da'Jon Lee at Columbia - Sept. 17, 2016
 Two or More Interceptions: 2, Lorenzo Jerome at Montana - Sept. 3, 2016

15+ Tackle Game: 18, Austin Miele at Bryant - Nov. 12, 2011
 20+ Tackle Game: 24, Matthew Parker vs. Wagner - Oct. 16, 2010
 30+ Tackle Game: 33, Bab McHale vs. Geneva - Oct. 23, 1982
 Freshman Leading Tackler: Lorenzo Jerome (8) vs. Monmouth - Oct. 12, 2013

SPECIAL TEAMS:

Five or More Field Goals: 5, Lance Geesey at Central Connecticut State - Nov. 7, 2015
 Four or More Field Goals: 5, Lance Geesey at Central Connecticut State - Nov. 7, 2015
 Three or More Field Goals: 5, Lance Geesey at Central Connecticut State - Nov. 7, 2015
 10+ Consecutive Made Field Goals: 12, Lance Geesey - Oct. 17-Nov. 7, 2015
 Field Goal Make of 45+ yards: 48, Lance Geesey at Columbia - Sept. 17, 2016
 A Punt of 60+ yards: 64, Andrew Penksa vs. Wagner - Sept. 3, 2011

Kickoff Return for TD: Lorenzo Jerome at Montana, 79 yards - Sept. 3, 2016
 Punt Return for TD: Lorenzo Jerome vs. Bryant, 52 yards - Oct. 18, 2014
 Returned a Blocked Punt for TD: Brent Sanders at Sacred Heart - Oct. 27, 2007

GAME HIGHS - 2016 SEASON AND (CAREER)

| OFFENSE | | | | | | Rushing | | | Receiving | | |
|------------------------|--------|--------|----------|-------|-------|---------|----------|-------|-----------|--------|-------|
| Passing | | | | | | Att | Yds | TD | Rec | Yds | TD |
| | Comp | Att | Yds | TD | Int | | | | | | |
| 7 Zack Drayer | 14(23) | 25(38) | 184(292) | 2(4) | 1(2) | 15(15) | 30(49) | 1(1) | --(1) | --(33) | --(1) |
| 22 Lorenzo Jerome | --(1) | --(1) | --(53) | --(0) | --(0) | --(1) | --(3) | --(0) | --(0) | --(0) | --(0) |
| 18 Andrew Koester | --(0) | --(0) | --(0) | --(0) | --(0) | --(0) | --(0) | --(0) | --(0) | --(0) | --(0) |
| 14 Nicholas Marsilio | --(0) | --(0) | --(0) | --(0) | --(0) | --(0) | --(0) | --(0) | --(0) | --(0) | --(0) |
| 12 Tyler Magaha | --(0) | --(0) | --(0) | --(0) | --(0) | --(0) | --(0) | --(0) | --(0) | --(0) | --(0) |
| 2 Marcus Bagley | --(0) | --(0) | --(0) | --(0) | --(0) | 33(33) | 220(220) | --(3) | 2(2) | 6(45) | --(0) |
| 23 Jymere Jordan-Toney | --(0) | --(0) | --(0) | --(0) | --(0) | 5(5) | 30(30) | --(0) | 1(1) | -4(-4) | --(0) |
| 34 Raleigh Sirb | --(0) | --(0) | --(0) | --(0) | --(0) | 3(3) | 12(12) | --(0) | 1(1) | 5(5) | --(0) |
| 9 Wesley Nagaseu | --(0) | --(0) | --(0) | --(0) | --(0) | --(2) | --(22) | --(1) | --(0) | --(0) | --(0) |
| 37 Byron Johnson | --(0) | --(0) | --(0) | --(0) | --(0) | --(3) | --(4) | --(0) | --(0) | --(0) | --(0) |
| 20 Avery Miliner | --(0) | --(0) | --(0) | --(0) | --(0) | --(0) | --(0) | --(0) | --(0) | --(0) | --(0) |
| 30 Jake Pisula | --(0) | --(0) | --(0) | --(0) | --(0) | --(0) | --(0) | --(0) | --(0) | --(0) | --(0) |
| 31 Alex Woichevovich | --(0) | --(0) | --(0) | --(0) | --(0) | --(0) | --(0) | --(0) | --(0) | --(0) | --(0) |
| 46 Zachary Rohland | --(0) | --(0) | --(0) | --(0) | --(0) | --(0) | --(0) | --(0) | --(0) | --(0) | --(0) |
| 11 Kamron Lewis | --(0) | --(0) | --(0) | --(0) | --(0) | --(0) | --(0) | --(0) | 5(5) | 83(83) | 2(2) |
| 3 Junior Ajayi | --(0) | --(0) | --(0) | --(0) | --(0) | 2(2) | -10(-10) | --(0) | 6(6) | 83(83) | 1(1) |
| 10 Myles Brooker | --(0) | --(0) | --(0) | --(0) | --(0) | --(0) | --(0) | --(0) | 1(1) | 10(20) | --(0) |
| 4 Jordan Millberry | --(0) | --(0) | --(0) | --(0) | --(0) | --(0) | --(0) | --(0) | 1(1) | 10(10) | --(0) |
| 81 Marcus Alston | --(0) | --(0) | --(0) | --(0) | --(0) | --(0) | --(0) | --(0) | 1(1) | 4(4) | 1(1) |
| 87 Matt Valenzuela | --(0) | --(0) | --(0) | --(0) | --(0) | --(0) | --(0) | --(0) | --(1) | --(19) | --(1) |
| 17 Rodriguez Alexander | --(0) | --(0) | --(0) | --(0) | --(0) | --(0) | --(0) | --(0) | --(0) | --(0) | --(0) |
| 80 Zach Campbell | --(0) | --(0) | --(0) | --(0) | --(0) | --(0) | --(0) | --(0) | --(0) | --(0) | --(0) |
| 84 Tim Davis | --(0) | --(0) | --(0) | --(0) | --(0) | --(0) | --(0) | --(0) | --(0) | --(0) | --(0) |
| 9 Andre Dowdell | --(0) | --(0) | --(0) | --(0) | --(0) | --(0) | --(0) | --(0) | --(0) | --(0) | --(0) |
| 16 Ra'Shaun Henry | --(0) | --(0) | --(0) | --(0) | --(0) | --(0) | --(0) | --(0) | --(0) | --(0) | --(0) |
| 85 Erick Hernandez | --(0) | --(0) | --(0) | --(0) | --(0) | --(0) | --(0) | --(0) | --(0) | --(0) | --(0) |
| 86 Cyrus Holder | --(0) | --(0) | --(0) | --(0) | --(0) | --(0) | --(0) | --(0) | --(0) | --(0) | --(0) |
| 15 Dennis James | --(0) | --(0) | --(0) | --(0) | --(0) | --(0) | --(0) | --(0) | --(0) | --(0) | --(0) |
| 13 Rashawn Pascal | --(0) | --(0) | --(0) | --(0) | --(0) | --(0) | --(0) | --(0) | --(0) | --(0) | --(0) |
| 83 Sean Davis | --(0) | --(0) | --(0) | --(0) | --(0) | --(0) | --(0) | --(0) | --(0) | --(0) | --(0) |
| 88 Colin Hindle | --(0) | --(0) | --(0) | --(0) | --(0) | --(0) | --(0) | --(0) | --(0) | --(0) | --(0) |
| 89 Terell Johnson | --(0) | --(0) | --(0) | --(0) | --(0) | --(0) | --(0) | --(0) | --(0) | --(0) | --(0) |

GAME HIGHS - 2016 SEASON AND (CAREER)

DEFENSE

| Regulars | | Tackles | TFL | Sacks | QBH | FF | FR | Int | Breakups |
|----------|-----------------|---------|----------|----------|-------|-------|-------|-------|----------|
| 5 | Solomon Leaeno | 10(14) | 2.5(3) | 2.5(2.5) | --(0) | --(0) | 1(1) | --(0) | --(1) |
| 22 | Lorenzo Jerome | 10(12) | 1(2) | --(1) | --(0) | --(1) | 1(1) | 2(2) | 1(3) |
| 9 | Wesley Nagaseu | 9(11) | --(2.5) | --(2) | --(2) | --(0) | --(0) | --(0) | --(0) |
| 19 | Da'Jon Lee | 9(9) | 3(3) | 1(1) | 1(1) | 1(1) | --(0) | --(0) | --(0) |
| 6 | Ben Bruni | 9(9) | .5(1) | --(1) | --(1) | --(0) | --(0) | 1(1) | 1(2) |
| 44 | Shawn McCord | 9(9) | 1.5(1.5) | 1(1) | 1(1) | --(0) | --(0) | 1(1) | 1(1) |
| 21 | Delondo Boyd | 6(8) | 1(1.5) | 1(1) | --(1) | 1(1) | --(0) | --(2) | --(1) |
| 27 | Jalen Wells | 2(8) | 1(1) | 1(1) | --(0) | --(0) | --(0) | --(0) | 1(1) |
| 17 | Malik Duncan | 6(8) | .5(1.5) | --(0) | --(1) | --(0) | --(1) | --(1) | 2(2) |
| 48 | Sean Orsini | 1(7) | --(.5) | --(.5) | --(1) | --(0) | --(0) | --(1) | --(0) |
| 26 | Robert Miller | 6(6) | --(0) | --(0) | --(0) | --(0) | --(0) | --(1) | --(1) |
| 35 | Zane Stewart | 5(5) | .5(5) | --(0) | --(0) | --(1) | --(1) | --(0) | --(0) |
| 47 | Luke Weiss | 5(5) | 1(1) | 1(1) | --(0) | --(0) | 1(1) | --(0) | 1(1) |
| 97 | Louie Gartner | 4(5) | 1(3.5) | --(2) | --(0) | --(1) | --(0) | --(0) | --(1) |
| 2 | Erik Walker | --(4) | --(2) | --(1) | --(3) | --(0) | --(0) | --(0) | --(1) |
| 20 | Marcus Pickens | --(4) | --(1) | --(0) | --(0) | --(0) | --(0) | --(0) | --(0) |
| 3 | Jarren Williams | 3(3) | --(0) | --(0) | --(0) | --(0) | --(0) | --(0) | --(0) |
| 40 | Marcus Galie | --(1) | --(0) | --(0) | --(0) | --(0) | --(0) | --(0) | --(0) |

| Other Contributors | | Tackles | TFL | Sacks | QBH | FF | FR | Int | Breakups |
|--------------------|-----------------------|---------|-------|-------|-------|-------|-------|-------|----------|
| 57 | Austin Gray | 5(5) | 1(1) | --(0) | --(0) | 1(1) | --(0) | --(0) | --(0) |
| 24 | DaShaun Dixon-Roberts | 3(3) | --(0) | --(0) | --(0) | --(0) | --(0) | --(0) | --(0) |
| 14 | Jake Heiple | 3(3) | --(0) | --(0) | --(0) | --(0) | --(0) | --(0) | --(0) |
| 32 | Maurice Hubbard | --(3) | --(0) | --(0) | --(1) | --(0) | --(0) | --(0) | --(0) |
| 42 | Gibbs Tinne | 2(2) | --(0) | --(0) | --(0) | --(0) | --(0) | --(0) | --(0) |
| 53 | Jake Beistel | 1(1) | .5(5) | --(0) | --(0) | --(0) | --(0) | --(0) | --(0) |
| 36 | Calvin Beaty | 1(1) | --(0) | --(0) | --(0) | --(0) | --(0) | --(0) | --(0) |
| 28 | Nick Rinella | 1(1) | --(0) | --(0) | --(0) | --(0) | --(0) | --(0) | --(0) |
| 25 | Glenn Cross | 1(1) | --(0) | --(0) | --(0) | --(0) | --(0) | --(0) | --(0) |
| 69 | Brandon Taylor | 1(1) | --(0) | --(0) | --(0) | --(0) | --(0) | --(0) | --(0) |
| 8 | Jermaine Ponder | 1(1) | --(0) | --(0) | --(0) | --(0) | --(0) | --(0) | --(0) |

| | | | | | | | | | |
|----|-------------------|-------|-------|-------|-------|-------|-------|-------|-------|
| 54 | Ricardo Johnson | --(1) | --(1) | --(0) | --(0) | --(0) | --(0) | --(0) | --(0) |
| 99 | James-Nii Lartey | --(0) | --(0) | --(0) | --(0) | --(0) | --(0) | --(0) | --(0) |
| 70 | Andrew Lucci | --(0) | --(0) | --(0) | --(0) | --(0) | --(0) | --(0) | --(0) |
| 93 | Hunter Cazin | --(0) | --(0) | --(0) | --(0) | --(0) | --(0) | --(0) | --(0) |
| 91 | Sam Cummings | --(0) | --(0) | --(0) | --(0) | --(0) | --(0) | --(0) | --(0) |
| 90 | Chad Ray | --(0) | --(0) | --(0) | --(0) | --(0) | --(0) | --(0) | --(0) |
| 49 | Trysten Hunt | --(0) | --(0) | --(0) | --(0) | --(0) | --(0) | --(0) | --(0) |
| 38 | Aaron Yasulitis | --(0) | --(0) | --(0) | --(0) | --(0) | --(0) | --(0) | --(0) |
| 30 | Jared Thompson | --(0) | --(0) | --(0) | --(0) | --(0) | --(0) | --(0) | --(0) |
| 29 | Hakeem Kinard | --(0) | --(0) | --(0) | --(0) | --(0) | --(0) | --(0) | --(0) |
| 43 | Jake Curry | --(0) | --(0) | --(0) | --(0) | --(0) | --(0) | --(0) | --(0) |
| 13 | Martin Foray, Jr. | --(0) | --(0) | --(0) | --(0) | --(0) | --(0) | --(0) | --(0) |
| 15 | Abijah Howell | --(0) | --(0) | --(0) | --(0) | --(0) | --(0) | --(0) | --(0) |
| 18 | Malik McFarlane | --(0) | --(0) | --(0) | --(0) | --(0) | --(0) | --(0) | --(0) |
| 24 | T.J. Orrico | --(0) | --(0) | --(0) | --(0) | --(0) | --(0) | --(0) | --(0) |

2016 OPPONENT SCHEDULES

1. Montana (2-0)

SEPTEMBER

| | | |
|----|----------------------|----------|
| 3 | SAINT FRANCIS | W, 41-31 |
| 10 | at #3 Northern Iowa | W, 20-14 |
| 24 | at Cal Poly* | 3 p.m. |

OCTOBER

| | | |
|----|---------------------------------|-----------|
| 1 | SOUTHERN UTAH* | 4:30 p.m. |
| 8 | MISSISSIPPI VALLEY STATE | 4:30 p.m. |
| 15 | SACRAMENTO STATE* | 4:30 p.m. |
| 22 | at Northern Arizona* | 7 p.m. |
| 29 | at Eastern Washington* | TBA |

NOVEMBER

| | | |
|----|-----------------------|------|
| 5 | IDAHO STATE* | TBA |
| 12 | at Northern Colorado* | Noon |
| 19 | MONTANA STATE* | TBA |

* Big Sky Game

2. Towson (1-2)

SEPTEMBER

| | | |
|----|----------------------|----------|
| 3 | at South Florida | L, 56-20 |
| 10 | SAINT FRANCIS | W, 35-28 |
| 17 | at Villanova* | L, 40-21 |

OCTOBER

| | | |
|----|-----------------------|-----------|
| 1 | at Richmond* | 3:30 p.m. |
| 8 | STONY BROOK* | 7 p.m. |
| 15 | at Dartmouth | 1:30 p.m. |
| 22 | NEW HAMPSHIRE* | 3:30 p.m. |
| 29 | at Delaware* | 3:30 p.m. |

NOVEMBER

| | | |
|----|----------------------------|--------|
| 5 | ELON* | 2 p.m. |
| 12 | WILLIAM & MARY* | Noon |
| 19 | at Rhode Island* | Noon |

*CAA Game

3. Columbia (0-1)

SEPTEMBER

| | | |
|----|----------------------|---------|
| 17 | SAINT FRANCIS | L, 13-9 |
| 24 | at Georgetown | TBA |

OCTOBER

| | | |
|----|------------|-----|
| 1 | PRINCETON* | TBA |
| 8 | at Wagner* | TBA |
| 15 | at Penn* | TBA |
| 22 | DARTMOUTH* | TBA |
| 29 | YALE* | TBA |

NOVEMBER

| | | |
|----|-----------------|-----|
| 5 | at Harvard* | TBA |
| 12 | CORNELL* | TBA |
| 19 | at Brown* | TBA |

*Ivy League

4. Albany (3-0)

SEPTEMBER

| | | |
|----|----------------------|----------|
| 2 | at Buffalo | W, 22-16 |
| 10 | at Rhode Island* | W, 35-7 |
| 17 | HOLY CROSS | W, 45-28 |
| 24 | SAINT FRANCIS | 7 p.m. |

OCTOBER

| | | |
|----|------------------|-----------|
| 8 | RICHMOND* | 3:30 p.m. |
| 15 | at Maine* | Noon |
| 22 | at Villanova* | 3:30 p.m. |
| 29 | ELON* | Noon |

NOVEMBER

| | | |
|----|--------------------|--------|
| 5 | DELAWARE* | 1 p.m. |
| 12 | at New Hampshire* | Noon |
| 19 | STONY BROOK | 1 p.m. |

*CAA Game

5. Malone (1-2)

SEPTEMBER

| | | |
|----|--------------------------|----------|
| 3 | TAYLOR | W, 39-33 |
| 10 | at Truman State | L, 35-3 |
| 17 | NOTRE DAME (OHIO) | L, 49-21 |
| 24 | at Robert Morris | 7 p.m. |

OCTOBER

| | | |
|----|-----------------------------------|--------|
| 7 | at Saint Francis | 1 p.m. |
| 8 | ALDERSON BROADDUS* | 2 p.m. |
| 15 | COLLEGE OF FAITH | 2 p.m. |
| 22 | at Walsh | 6 p.m. |
| 29 | UNIVERSITY OF GOD'S CHOSEN | 2 p.m. |

NOVEMBER

| | | |
|----|-----------------------|--------|
| 5 | at Kentucky Wesleyan* | 2 p.m. |
| 12 | at West Alabama | 3 p.m. |

* Great Midwest Athletic Conference Game

6. Robert Morris (0-3, 0-0)

SEPTEMBER

| | | |
|----|--------------------------|---------|
| 1 | ALDERSON BROADDUS | L, 14-7 |
| 10 | at Dayton | L, 13-0 |
| 17 | at Youngstown State | L, 38-6 |
| 24 | MALONE | 7 p.m. |

OCTOBER

| | | |
|----|---------------------------|--------|
| 1 | at Liberty | 7 p.m. |
| 8 | SAINT FRANCIS* | 3 p.m. |
| 15 | at Duquesne* | 7 p.m. |
| 22 | at Sacred Heart* | Noon |
| 29 | CENTRAL CONN. ST.* | Noon |

NOVEMBER

| | | |
|----|----------------|------|
| 5 | at Bryant* | Noon |
| 12 | WAGNER* | Noon |

* NEC Game

7. Bryant (1-2, 0-0)

SEPTEMBER

| | | |
|----|---------------------------|----------|
| 3 | MERRIMACK | W, 41-20 |
| 10 | at Montana State | L, 27-24 |
| 17 | BROWN | L, 35-27 |
| 24 | CENTRAL CONN. ST.* | 1 p.m. |

OCTOBER

| | | |
|----|-------------------|-----------|
| 1 | at Maine | 3:30 p.m. |
| 15 | at Saint Francis* | Noon |
| 22 | WAGNER* | 1 p.m. |
| 29 | at Duquesne* | Noon |

NOVEMBER

| | | |
|----|-----------------------|------|
| 5 | ROBERT MORRIS* | Noon |
| 12 | at Coastal Carolina | TBA |
| 19 | at Sacred Heart* | Noon |

* NEC Game

8. Duquesne (2-1, 0-0)

SEPTEMBER

| | | |
|----|-----------------------|----------|
| 1 | at Youngstown State | L, 45-10 |
| 10 | BUCKNELL | W, 30-19 |
| 17 | DAYTON | W, 34-20 |
| 24 | KENNESAW STATE | 1 p.m. |

OCTOBER

| | | |
|----|-----------------------|--------|
| 1 | at Jacksonville | 1 p.m. |
| 15 | ROBERT MORRIS* | 7 p.m. |
| 21 | at Saint Francis* | 7 p.m. |
| 29 | BRYANT* | Noon |

NOVEMBER

| | | |
|----|-----------------------|------|
| 5 | at Wagner* | Noon |
| 12 | SACRED HEART* | Noon |
| 19 | at Central Conn. St.* | Noon |

* NEC Game

9. Sacred Heart (3-0, 0-0)

SEPTEMBER

| | | |
|----|-------------------|----------|
| 3 | at Stetson | W, 18-14 |
| 10 | VALPARAISO | W, 42-14 |
| 17 | MARIST | W, 31-6 |
| 24 | at Stony Brook | TBA |

OCTOBER

| | | |
|----|-----------------------|------------|
| 1 | at Wagner* | 6 p.m. |
| 15 | at Cornell | 12:30 p.m. |
| 22 | ROBERT MORRIS* | Noon |
| 29 | SAINT FRANCIS* | Noon |

NOVEMBER

| | | |
|----|-----------------------|------|
| 5 | at Central Conn. St.* | Noon |
| 12 | at Duquesne* | Noon |
| 19 | BRYANT* | Noon |

* NEC Game

10. Central Conn. St. (1-2, 0-0)

SEPTEMBER

| | | |
|----|--------------------|----------|
| 2 | LAFAYETTE | L, 24-10 |
| 10 | at James Madison | L, 56-21 |
| 17 | BOWIE STATE | W, 44-35 |
| 24 | at Bryant* | 1 p.m. |

OCTOBER

| | | |
|----|---------------------|--------|
| 8 | at Penn | 1 p.m. |
| 15 | WAGNER* | 1 p.m. |
| 22 | at Coastal Carolina | 3 p.m. |
| 29 | at Robert Morris* | Noon |

NOVEMBER

| | | |
|----|----------------------|------|
| 5 | SACRED HEART* | Noon |
| 12 | at Saint Francis* | Noon |
| 19 | DUQUESNE* | Noon |

* NEC Game

11. Wagner (2-0, 0-0)

SEPTEMBER

| | | |
|----|-----------------------------|----------|
| 1 | SAINT ANSELM COLLEGE | W, 38-16 |
| 10 | CONCORDIA (Mich.) | W, 38-0 |
| 24 | at Boston College | TBA |

OCTOBER

| | | |
|----|-------------------------------|--------|
| 1 | SACRED HEART* | 6 p.m. |
| 8 | COLUMBIA | 6 p.m. |
| 15 | at Central Connecticut State* | 1 p.m. |
| 22 | at Bryant* | 1 p.m. |
| 29 | at UMass | 1 p.m. |

NOVEMBER

| | | |
|----|-----------------------|------|
| 5 | DUQUESNE* | Noon |
| 12 | at Robert Morris* | Noon |
| 19 | SAINT FRANCIS* | Noon |

* NEC Game

NEC Standings

| Team | Overall | NEC |
|----------------------|------------|------------|
| 1. Sacred Heart | 3-0 | 0-0 |
| Wagner | 2-0 | 0-0 |
| 3. Duquesne | 2-1 | 0-0 |
| 4. Bryant | 1-2 | 0-0 |
| Central Conn. St. | 1-2 | 0-0 |
| Saint Francis | 1-2 | 0-0 |
| 7. Robert Morris | 0-3 | 0-0 |

2016 TEAM STATS

| Team Statistics | SFU | OPP |
|-------------------------|-------------|-------------|
| SCORING | 72 | 85 |
| Points Per Game | 24.0 | 28.3 |
| Points Off Turnovers | 21 | 0 |
| FIRST DOWNS | 48 | 74 |
| Rushing | 23 | 28 |
| Passing | 19 | 34 |
| Penalty | 6 | 12 |
| RUSHING YARDAGE | 469 | 435 |
| Yards gained rushing | 564 | 536 |
| Yards lost rushing | 95 | 101 |
| Rushing Attempts | 119 | 121 |
| Average Per Rush | 3.9 | 3.6 |
| Average Per Game | 156.3 | 145.0 |
| TDs Rushing | 2 | 4 |
| PASSING YARDAGE | 472 | 824 |
| Comp-Att-Int | 38-71-2 | 57-103-4 |
| Average Per Pass | 6.6 | 8.0 |
| Average Per Catch | 12.4 | 14.5 |
| Average Per Game | 157.3 | 274.7 |
| TDs Passing | 5 | 6 |
| TOTAL OFFENSE | 941 | 1259 |
| Total Plays | 190 | 224 |
| Average Per Play | 5.0 | 5.6 |
| Average Per Game | 313.7 | 419.7 |
| KICK RETURNS: #-Yards | 12-288 | 9-203 |
| PUNT RETURNS: #-Yards | 8-77 | 6-50 |
| INT RETURNS: #-Yards | 4-4 | 2-2 |
| KICK RETURN AVERAGE | 24.0 | 22.6 |
| PUNT RETURN AVERAGE | 9.6 | 8.3 |
| INT RETURN AVERAGE | 1.0 | 1.0 |
| FUMBLES-LOST | 4-1 | 4-4 |
| PENALTIES-Yards | 26-281 | 24-204 |
| Average Per Game | 93.7 | 68.0 |
| PUNTS-Yards | 20-724 | 17-719 |
| Average Per Punt | 36.2 | 42.3 |
| Net punt average | 31.7 | 36.6 |
| KICKOFFS-Yards | 14-837 | 13-635 |
| Average Per Kick | 59.8 | 48.8 |
| Net kick average | 39.9 | 24.8 |
| TIME OF POSSESSION/Game | 32:34 | 27:26 |
| 3RD-DOWN Conversions | 12/43 | 15/42 |
| 3rd-Down Pct | 28% | 36% |
| 4TH-DOWN Conversions | 0/2 | 1/3 |
| 4th-Down Pct | 0% | 33% |
| SACKS BY-Yards | 10-66 | 7-50 |
| MISC YARDS | 0 | 36 |
| TOUCHDOWNS SCORED | 9 | 10 |
| FIELD GOALS-ATTEMPTS | 3-6 | 5-6 |
| ON-SIDE KICKS | 0-1 | 0-3 |
| RED-ZONE SCORES | (12-16) 75% | (22-26) 85% |
| RED-ZONE TOUCHDOWNS | (8-16) 50% | (14-26) 54% |
| PAT-ATTEMPTS | (9-9) 100% | (8-9) 89% |
| ATTENDANCE | 0 | 76788 |
| Games/Avg Per Game | 0/0 | 6/12798 |
| Neutral Site Games | | 0/0 |

| Score by Quarters | 1st | 2nd | 3rd | 4th | OT | Total |
|-------------------|-----|-----|-----|-----|----|-------|
| Saint Francis | 10 | 34 | 7 | 21 | 0 | 72 |
| Opponents | 6 | 13 | 32 | 34 | 0 | 85 |

2016 INDIVIDUAL STATS

| Rushing | gp | att | gain | loss | net | avg | td | lg | avg/g |
|-----------------|----|-----|------|------|-----|------|----|----|-------|
| BAGLEY, Marcus | 3 | 82 | 434 | 23 | 411 | 5.0 | 0 | 39 | 137.0 |
| JORDAN-TONEY, J | 3 | 6 | 30 | 0 | 30 | 5.0 | 0 | 14 | 10.0 |
| DRAYER, Zack | 3 | 24 | 88 | 58 | 30 | 1.2 | 2 | 27 | 10.0 |
| SIRB, Raleigh | 3 | 4 | 12 | 3 | 9 | 2.2 | 0 | 8 | 3.0 |
| TEAM | 1 | 1 | 0 | 1 | -1 | -1.0 | 0 | 0 | -1.0 |
| AJAYI, Junior | 3 | 2 | 0 | 10 | -10 | -5.0 | 0 | 0 | -3.3 |
| Total | 0 | 119 | 564 | 95 | 469 | 3.9 | 2 | 39 | 0.0 |
| Opponents | 0 | 121 | 536 | 101 | 435 | 3.6 | 4 | 29 | 0.0 |

| Passing | gp | effic | comp-att-int | pct | yds | td | lg | avg/g |
|----------------|----|--------|--------------|------|-----|----|----|-------|
| DRAYER, Zack | 3 | 126.97 | 38-71-2 | 53.5 | 472 | 5 | 73 | 157.3 |
| Total | 0 | 126.97 | 38-71-2 | 53.5 | 472 | 5 | 73 | 0.0 |
| Opponents | 0 | 134.00 | 57-103-4 | 55.3 | 824 | 6 | 94 | 0.0 |

| Receiving | gp | no. | yds | avg | td | lg | avg/g |
|------------------|----|-----|-----|------|----|----|-------|
| AJAYI, Junior | 3 | 14 | 183 | 13.1 | 1 | 73 | 61.0 |
| LEWIS, Kamron | 3 | 11 | 234 | 21.3 | 3 | 72 | 78.0 |
| BAGLEY, Marcus | 3 | 4 | 12 | 3.0 | 0 | 6 | 4.0 |
| MILLBERRY, J. | 3 | 3 | 18 | 6.0 | 0 | 10 | 6.0 |
| ALSTON, Marcus | 3 | 2 | 3 | 1.5 | 1 | 4 | 1.0 |
| BROOKER, Myles | 3 | 1 | 16 | 16.0 | 0 | 16 | 5.3 |
| VALENZUELA, M. | 3 | 1 | 5 | 5.0 | 0 | 5 | 1.7 |
| SIRB, Raleigh | 3 | 1 | 5 | 5.0 | 0 | 5 | 1.7 |
| JORDAN-TONEY, J | 3 | 1 | -4 | -4.0 | 0 | 0 | -1.3 |
| Total | 0 | 38 | 472 | 12.4 | 5 | 73 | 0.0 |
| Opponents | 0 | 57 | 824 | 14.5 | 6 | 94 | 0.0 |

| Punt Returns | no. | yds | avg | td | lg |
|---------------------|-----|-----|------|----|----|
| JEROME, Lorenzo | 6 | 56 | 9.3 | 0 | 23 |
| LEWIS, Kamron | 2 | 21 | 10.5 | 0 | 13 |
| Total | 8 | 77 | 9.6 | 0 | 23 |
| Opponents | 6 | 50 | 8.3 | 0 | 26 |

| Interceptions | no. | yds | avg | td | lg |
|----------------------|-----|-----|-----|----|----|
| JEROME, Lorenzo | 2 | 0 | 0.0 | 0 | 0 |
| McCORD, Shawn | 1 | 4 | 4.0 | 0 | 4 |
| BRUNI, Ben | 1 | 0 | 0.0 | 0 | 0 |
| Total | 4 | 4 | 1.0 | 0 | 4 |
| Opponents | 2 | 2 | 1.0 | 0 | 2 |

| Kick Returns | no. | yds | avg | td | lg |
|---------------------|-----|-----|------|----|----|
| JEROME, Lorenzo | 6 | 221 | 36.8 | 1 | 86 |
| JORDAN-TONEY, J | 2 | 33 | 16.5 | 0 | 28 |
| ROHLAND, Zach | 2 | 17 | 8.5 | 0 | 10 |
| PICKENS, Marcus | 1 | 0 | 0.0 | 0 | 0 |
| LEWIS, Kamron | 1 | 17 | 17.0 | 0 | 17 |
| Total | 12 | 288 | 24.0 | 1 | 86 |
| Opponents | 9 | 203 | 22.6 | 0 | 29 |

| Fumble Returns | no. | yds | avg | td | lg |
|-----------------------|-----|-----|------|----|----|
| JEROME, Lorenzo | 1 | 89 | 89.0 | 1 | 89 |
| LEAENO, Solomon | 1 | 31 | 31.0 | 0 | 31 |
| Total | 2 | 120 | 60.0 | 1 | 89 |
| Opponents | 0 | 0 | 0.0 | 0 | 0 |

2016 DEFENSIVE STATS

| # | Defensive Leaders | gp | Tackles | | | | Sacks no-yds | Pass defense | | | Fumbles | | blkd | |
|-----------|-------------------|----|---------|-----|-----|---------|-----------------|--------------|------|-----|---------|----|------|-----|
| | | | ua | a | tot | tfl/yds | | int-yds | brup | qbh | rcv-yds | ff | kick | saf |
| 22 | JEROME, Lorenzo | 3 | 13 | 12 | 25 | 1.0-2 | . | 2-0 | 1 | . | 1-89 | . | . | . |
| 5 | LEAENO, Solomon | 3 | 13 | 11 | 24 | 5.0-27 | 3.5-24 | . | . | . | 2-31 | 1 | . | . |
| 19 | LEE, Da'Jon | 3 | 11 | 9 | 20 | 6.0-28 | 2.0-16 | . | . | 1 | . | 2 | . | . |
| 44 | McCORD, Shawn | 3 | 9 | 9 | 18 | 2.5-16 | 1.5-13 | 1-4 | 1 | 1 | . | . | . | . |
| 6 | BRUNI, Ben | 3 | 6 | 11 | 17 | 0.5-0 | . | 1-0 | 2 | . | . | . | . | . |
| 21 | BOYD, Delondo | 3 | 11 | 5 | 16 | 1.0-2 | 1.0-2 | . | 1 | . | . | 1 | . | . |
| 1 | DUNCAN, Malik | 3 | 10 | 6 | 16 | 0.5-1 | . | . | 6 | . | . | . | . | . |
| 9 | NAGASEU, Wesley | 3 | 3 | 7 | 10 | . | . | . | . | . | . | . | . | . |
| 57 | GRAY, Austin | 3 | 1 | 9 | 10 | . | . | . | . | . | . | . | . | . |
| 47 | WEISS, Luke | 3 | 3 | 6 | 9 | 1.0-5 | 1.0-5 | . | 1 | . | 1-0 | . | . | . |
| 26 | MILLER, Robert | 3 | 1 | 8 | 9 | . | . | . | . | . | . | . | . | . |
| 48 | ORSINI, Sean | 3 | 5 | 2 | 7 | . | . | . | . | . | . | . | . | . |
| 35 | STEWART, Zane | 2 | 1 | 6 | 7 | 0.5-1 | . | . | . | . | . | . | . | . |
| 3D | WILLIAMS, J. | 3 | 2 | 4 | 6 | . | . | . | . | . | . | . | . | . |
| 24 | DIXON-ROBERTS | 3 | 5 | 1 | 6 | . | . | . | . | . | . | . | . | . |
| 1D | HEIPLE, JAKE | 3 | 3 | 2 | 5 | . | . | . | . | . | . | . | . | . |
| 97 | GARTNER, Louie | 3 | 2 | 3 | 5 | 1.0-3 | . | . | . | . | . | . | . | . |
| 42 | TINNE, Gibbs | 2 | 1 | 3 | 4 | . | . | . | . | . | . | . | . | . |
| 27 | WELLS, Jalen | 3 | 3 | . | 3 | 1.0-6 | 1.0-6 | . | 1 | . | . | . | . | . |
| 31 | WOICEHOVICH | 3 | 2 | 1 | 3 | . | . | . | . | . | . | . | . | . |
| 53 | BEISTEL, Jake | 3 | . | 3 | 3 | 1.5-1 | . | . | . | . | . | . | . | . |
| 28 | RINELLA, Nick | 2 | . | 2 | 2 | . | . | . | . | . | . | . | . | . |
| 69 | TAYLOR, Brandon | 1 | 1 | . | 1 | . | . | . | . | . | . | . | . | . |
| 8 | PONDER, J. | 3 | 1 | . | 1 | . | . | . | . | . | . | . | . | . |
| 56 | FREIREICH, Sam | 3 | 1 | . | 1 | . | . | . | . | . | . | . | . | . |
| 20 | PICKENS, Marcus | 3 | . | 1 | 1 | 0.5-2 | . | . | . | . | . | . | . | . |
| 36 | BEATY, Calvin | 2 | . | 1 | 1 | . | . | . | . | . | . | . | . | . |
| 10 | BROOKER, Myles | 3 | 1 | . | 1 | . | . | . | . | . | . | . | . | . |
| 25 | CROSS, Glenn | 3 | 1 | . | 1 | . | . | . | . | . | . | . | . | . |
| 12 | GEESEY, Lance | 3 | 1 | . | 1 | . | . | . | . | . | . | . | . | . |
| 2 | BAGLEY, Marcus | 3 | 1 | . | 1 | . | . | . | . | . | . | . | . | . |
| Total | | 0 | 112 | 122 | 234 | 22-94 | 10-66 | 4-4 | 13 | 2 | 4-120 | 4 | . | . |
| Opponents | | 0 | 96 | 142 | 238 | 20-91 | 7-50 | 2-2 | 10 | 2 | 1-0 | 3 | 1 | . |

2016 COMBINED STATS

| Date | Opponent | Score | Att. |
|--------------|-------------|---------|-------|
| Sep 03, 2016 | at Montana | L 31-41 | 26002 |
| Sep 10, 2016 | at Towson | L 28-35 | 8069 |
| Sep 17, 2016 | at Columbia | W 13-9 | 4323 |

| Rushing | gp | att | gain | loss | net | avg | td | lg | avg/g |
|-----------------|----|-----|------|------|-----|-----|----|----|-------|
| BAGLEY, Marcus | 3 | 82 | 434 | 23 | 411 | 5.0 | 0 | 39 | 137.0 |
| JORDAN-TONEY, J | 3 | 6 | 30 | 0 | 30 | 5.0 | 0 | 14 | 10.0 |
| DRAYER, Zack | 3 | 24 | 88 | 58 | 30 | 1.2 | 2 | 27 | 10.0 |
| SIRB, Raleigh | 3 | 4 | 12 | 3 | 9 | 2.2 | 0 | 8 | 3.0 |
| Total | 3 | 119 | 564 | 95 | 469 | 3.9 | 2 | 39 | 156.3 |
| Opponents | 3 | 121 | 536 | 101 | 435 | 3.6 | 4 | 29 | 145.0 |

| Passing | gp | effic | comp-att-int | pct | yds | td | lg | avg/g |
|--------------|----|--------|--------------|------|-----|----|----|-------|
| DRAYER, Zack | 3 | 126.97 | 38-71-2 | 53.5 | 472 | 5 | 73 | 157.3 |
| Total | 3 | 126.97 | 38-71-2 | 53.5 | 472 | 5 | 73 | 157.3 |
| Opponents | 3 | 134.00 | 57-103-4 | 55.3 | 824 | 6 | 94 | 274.7 |

| Receiving | gp | no. | yds | avg | td | lg | avg/g |
|-----------------|----|-----|-----|------|----|----|-------|
| AJAYI, Junior | 3 | 14 | 183 | 13.1 | 1 | 73 | 61.0 |
| LEWIS, Kamron | 3 | 11 | 234 | 21.3 | 3 | 72 | 78.0 |
| BAGLEY, Marcus | 3 | 4 | 12 | 3.0 | 0 | 6 | 4.0 |
| MILLBERRY, J. | 3 | 3 | 18 | 6.0 | 0 | 10 | 6.0 |
| ALSTON, Marcus | 3 | 2 | 3 | 1.5 | 1 | 4 | 1.0 |
| BROOKER, Myles | 3 | 1 | 16 | 16.0 | 0 | 16 | 5.3 |
| VALENZUELA, M. | 3 | 1 | 5 | 5.0 | 0 | 5 | 1.7 |
| SIRB, Raleigh | 3 | 1 | 5 | 5.0 | 0 | 5 | 1.7 |
| JORDAN-TONEY, J | 3 | 1 | -4 | -4.0 | 0 | 0 | -1.3 |
| Total | 3 | 38 | 472 | 12.4 | 5 | 73 | 157.3 |
| Opponents | 3 | 57 | 824 | 14.5 | 6 | 94 | 274.7 |

| Field Goals | fg | pct. | 01-19 | 20-29 | 30-39 | 40-49 | 50-99 | lg | blk |
|---------------|-----|------|-------|-------|-------|-------|-------|----|-----|
| GEESEY, Lance | 3-6 | 50.0 | 0-0 | 2-3 | 0-1 | 1-2 | 0-0 | 48 | 1 |

| Scoring | td | fg | PAT | | | | dxp | saf | pts |
|-----------------|----|-----|------|------|-----|------|-----|-----|-----|
| | | | kick | rush | rcv | pass | | | |
| LEWIS, Kamron | 3 | - | - | - | - | - | - | - | 18 |
| GEESEY, Lance | - | 3-6 | 9-9 | - | - | - | - | - | 18 |
| DRAYER, Zack | 2 | - | - | - | - | - | - | - | 12 |
| JEROME, Lorenzo | 2 | - | - | - | - | - | - | - | 12 |
| ALSTON, Marcus | 1 | - | - | - | - | - | - | - | 6 |
| AJAYI, Junior | 1 | - | - | - | - | - | - | - | 6 |
| Total | 9 | 3-6 | 9-9 | - | - | - | - | - | 72 |
| Opponents | 10 | 5-6 | 8-9 | 1-1 | - | - | - | - | 85 |

| Score by Quarters | 1st | 2nd | 3rd | 4th | OT | Total |
|-------------------|-----|-----|-----|-----|----|-------|
| Saint Francis | 10 | 34 | 7 | 21 | 0 | 72 |
| Opponents | 6 | 13 | 32 | 34 | 0 | 85 |

| Record: | Overall | Home | Away | Neutral |
|----------------|---------|------|------|---------|
| All games | 1-2 | 0-0 | 1-2 | 0-0 |
| Conference | 0-0 | 0-0 | 0-0 | 0-0 |
| Non-Conference | 1-2 | 0-0 | 1-2 | 0-0 |

| Team Statistics | SFU | OPP |
|-------------------------|---------|----------|
| FIRST DOWNS | 48 | 74 |
| Rushing | 23 | 28 |
| Passing | 19 | 34 |
| Penalty | 6 | 12 |
| RUSHING YARDAGE | 469 | 435 |
| Rushing Attempts | 119 | 121 |
| Average Per Rush | 3.9 | 3.6 |
| Average Per Game | 156.3 | 145.0 |
| TDs Rushing | 2 | 4 |
| PASSING YARDAGE | 472 | 824 |
| Comp-Att-Int | 38-71-2 | 57-103-4 |
| Average Per Pass | 6.6 | 8.0 |
| Average Per Catch | 12.4 | 14.5 |
| Average Per Game | 157.3 | 274.7 |
| TDs Passing | 5 | 6 |
| TOTAL OFFENSE | 941 | 1259 |
| Average Per Play | 5.0 | 5.6 |
| Average Per Game | 313.7 | 419.7 |
| KICK RETURNS: #-Yards | 12-288 | 9-203 |
| PUNT RETURNS: #-Yards | 8-77 | 6-50 |
| INT RETURNS: #-Yards | 4-4 | 2-2 |
| FUMBLES-LOST | 4-1 | 4-4 |
| PENALTIES-Yards | 26-281 | 24-204 |
| PUNTS-AVG | 20-36.2 | 17-42.3 |
| TIME OF POSSESSION/Game | 32:34 | 27:26 |
| 3RD-DOWN Conversions | 12/43 | 15/42 |
| 4TH-DOWN Conversions | 0/2 | 1/3 |

| Interceptions | no. | yds | avg | td | lg |
|-----------------|-----|-----|-----|----|----|
| JEROME, Lorenzo | 2 | 0 | 0.0 | 0 | 0 |
| McCORD, Shawn | 1 | 4 | 4.0 | 0 | 4 |
| BRUNI, Ben | 1 | 0 | 0.0 | 0 | 0 |

| Punting | no. | yds | avg | lg | tb | fc | i20 | 50+ | blk |
|---------------|-----|-----|------|----|----|----|-----|-----|-----|
| DRAYER, Zack | 16 | 555 | 34.7 | 48 | 2 | 4 | 4 | 0 | 0 |
| ZECCA, Andrew | 4 | 169 | 42.2 | 51 | 0 | 0 | 1 | 1 | 0 |

| Punt Returns | no. | yds | avg | td | lg |
|-----------------|-----|-----|------|----|----|
| JEROME, Lorenzo | 6 | 56 | 9.3 | 0 | 23 |
| LEWIS, Kamron | 2 | 21 | 10.5 | 0 | 13 |
| Total | 8 | 77 | 9.6 | 0 | 23 |
| Opponents | 6 | 50 | 8.3 | 0 | 26 |

| Kick Returns | no. | yds | avg | td | lg |
|-----------------|-----|-----|------|----|----|
| JEROME, Lorenzo | 6 | 221 | 36.8 | 1 | 86 |
| ROHLAND, Zach | 2 | 17 | 8.5 | 0 | 10 |
| JORDAN-TONEY, J | 2 | 33 | 16.5 | 0 | 28 |
| LEWIS, Kamron | 1 | 17 | 17.0 | 0 | 17 |
| PICKENS, Marcus | 1 | 0 | 0.0 | 0 | 0 |
| Total | 12 | 288 | 24.0 | 1 | 86 |
| Opponents | 9 | 203 | 22.6 | 0 | 29 |

| All Purpose | g | rush | rcv | pr | kr | ir | total | avg/g |
|----------------|---|------|-----|----|-----|----|-------|-------|
| BAGLEY, Marcu | 3 | 411 | 12 | 0 | 0 | 0 | 423 | 141.0 |
| JEROME, Lorenz | 3 | 0 | 0 | 56 | 221 | 0 | 277 | 92.3 |
| LEWIS, Kamron | 3 | 0 | 234 | 21 | 17 | 0 | 272 | 90.7 |
| AJAYI, Junior | 3 | -10 | 183 | 0 | 0 | 0 | 173 | 57.7 |
| JORDAN-TONE | 3 | 30 | -4 | 0 | 33 | 0 | 59 | 19.7 |
| Total | 3 | 469 | 472 | 77 | 288 | 4 | 1310 | 436.7 |
| Opponents | 3 | 435 | 824 | 50 | 203 | 2 | 1514 | 504.7 |

| Total Offense | g | plays | rush | pass | total | avg/g |
|-----------------|---|-------|------|------|-------|-------|
| DRAYER, Zack | 3 | 95 | 30 | 472 | 502 | 167.3 |
| BAGLEY, Marcus | 3 | 82 | 411 | 0 | 411 | 137.0 |
| JORDAN-TONEY, J | 3 | 6 | 30 | 0 | 30 | 10.0 |
| SIRB, Raleigh | 3 | 4 | 9 | 0 | 9 | 3.0 |
| Total | 3 | 190 | 469 | 472 | 941 | 313.7 |
| Opponents | 3 | 224 | 435 | 824 | 1259 | 419.7 |

| # | Defensive Leaders | Tackles | | | | f#/del |
|---|-------------------|---------|----|---|-----|--------|
| | | na | sa | a | tot | |

| Sacks | Pass defense | Fumbles | | blkd |
|-------|--------------|---------|-----|------|
| | | re/yds | ffl | |

INDIVIDUAL GAME RECORDS

Current Year in **Bold**

YARDS RUSHING

1. 346 Kyle Harbridge vs. Morehead St. 9/17/11
2. 337 Ted Hesel vs. Gallaudet 11/03/79
3. 291 Kyle Harbridge vs. Fordham 9/28/13
4. 283 Todd Harris vs. Wagner 11/11/06
5. 248 Michael Hall vs. La Salle 10/4/03

RUSHING ATTEMPTS

1. 47 Michael Hall vs. La Salle 10/4/03
2. 41 Kyle Harbridge vs. CCSU 10/29/11
3. 39 Khairi Dickson at James Madison 9/13/14
3. 39 Kevin Keenan vs. Duquesne 11/7/92
5. 38 Kevin Keenan vs. St. Peter's 9/24/93

TOUCHDOWNS RUSHING

1. 4 Kyle Harbridge vs. Lincoln 9/21/13
- 4 Kyle Harbridge vs. Morehead St. 9/17/11
3. 3 12 times, most recently by:
Khairi Dickson vs. Georgetown 9/5/15

YARDS PASSING

1. 494 Anthony Doria vs. Sacred Heart 10/29/05
2. 398 Anthony Doria vs. Albany 10/11/03
3. 395 Kevin Magee vs. CCSU 10/2/93
4. 344 Jeremy Swords vs. La Salle 11/15/97
5. 342 Anthony Doria vs. CCSU 10/8/05

PASSING ATTEMPTS

1. 63 Anthony Doria vs. Albany 10/11/03
2. 61 Anthony Doria vs. Sacred Heart 10/29/05
3. 58 George Little vs. Monmouth 10/4/08
4. 54 Anthony Doria vs. Albany 10/22/05
5. 53 Anthony Doria vs. Monmouth 10/13/04

PASSING COMPLETIONS

1. 38 Anthony Doria vs. Albany 10/11/03
2. 35 Anthony Doria vs. CCSU 10/8/05
3. 33 Anthony Doria at Sacred Heart 10/29/05
4. 33 Kevin Magee vs. CCSU 10/2/93
5. 32 George Little vs. Monmouth 10/4/08

TOUCHDOWNS PASSING

1. 4 Zack Drayer at Wagner 10/11/14
- 4 John Kelly at Wagner 9/26/09
- 4 Anthony Doria at Robert Morris 10/1/05
- 4 Anthony Doria at Sacred Heart 10/29/05
5. 3 19 times, recently by:
Zack Drayer vs. Wagner 10/17/15

RECEPTIONS

1. 18 Jeremy Nunamaker vs. Sacred Heart 10/2/99
2. 17 Elliot Miller vs. CCSU 10/2/93
3. 14 Five times, recently by:
Michael Caputo at Sacred Heart 10/29/05

YARDS RECEIVING

1. 294 Michael Caputo at Sacred Heart 10/29/05
2. 189 Anthony Abeid at Wagner 10/11/14
3. 184 Steve Beck vs. Georgetown 9/18/82
4. 179 Michael Caputo at Saint Peter's 9/10/05
5. 172 Maurice Sales vs. Monmouth 11/15/03

TOUCHDOWN RECEPTIONS

1. 3 Frank Failace vs. Wagner 10/17/15
- 3 Michael Caputo at Sacred Heart 10/29/05
- 3 Michael Caputo vs. Monmouth 11/13/04
- 3 Dan Mathis vs. Hartwick 10/24/92
- 3 Antoine Rivera at Wagner 9/26/09

YARDS IN TOTAL OFFENSE

1. 477 Anthony Doria at Sacred Heart 10/29/05
2. 396 Anthony Doria vs. Albany 10/11/03
3. 389 Kevin Magee vs. CCSU 10/2/93
4. 384 Kevin Magee vs. Gallaudet 10/3/92
5. 353 Jeremy Swords vs. La Salle 11/15/97

ALL-PURPOSE YARDS

1. 457 Kyle Harbridge vs. Morehead State 9/17/11
2. 384 Kyle Harbridge vs. Fordham 9/28/13
3. 365 Ted Hesel vs. Gallaudet 11/3/79
4. 323 Todd Harris vs. Wagner 11/11/06
5. 294 Michael Caputo at Sacred Heart 10/29/05

PUNT RETURNS

1. 7 Sam Campoli vs. CCSU 10/10/98
- 7 Sam Campoli vs. La Salle 10/24/98
3. 6 Antoine Rivera vs. Duquesne 10/13/07
- 6 Shawn Weaver vs. Dickinson 9/9/89
- 6 Chris Palumbo vs. St. John Fisher 10/27/90
- 6 Jimmy Landrom vs. La Salle 11/2/02

PUNT RETURN YARDS

1. 115 Anthony Abeid vs. Lincoln 9/21/13
2. 86 Jimmy Landrom vs. La Salle 9/2/00
3. 76 Ted Hesel vs. St. Vincent 10/28/78
4. 74 Dane Domonkos vs. Lincoln 9/21/13
5. 68 Ted Hesel vs. Catholic 10/21/78

KICKOFF RETURNS

1. 7 Five times, recently by:
Dane Domonkos vs. Bryant 11/6/10

KICKOFF RETURN YARDS

1. 209 Dane Domonkos vs. Bryant 11/6/10
2. **196 Lorenzo Jerome at Montana 9/3/16**
3. 181 Lorenzo Jerome at Towson 9/12/15
4. 169 Randy Ott vs. Wagner 9/26/98
5. 157 Desmond Ray vs. Dayton 9/1/01

PUNTS

1. 12 Rich Wanat vs. Catholic 9/28/85
- 12 Greg Klein vs. Dickinson 9/9/89
- 12 Matt Gergely vs. Saint Peter's 11/18/00
4. 11 Five times, recently by:
Grant Price vs. Robert Morris 10/17/09

YARDS PUNTING

1. 435 Bobby Fuller vs. Wagner 10/18/08
2. 409 Jason Calhoon vs. St. John Fisher 10/27/90
3. 400 Bobby Fuller vs. Bryant 11/22/08
- 400 Rich Wanat vs. Catholic 9/28/85
5. 395 Mike DeSocio vs. Saint John's 9/11/99

EXTRA POINTS

1. 9 Lance Geesey vs. Va.-Lynchburg 9/27/14
2. 7 Twice, most recently by:
Lance Geesey at East Tennessee State 10/5/15
3. 6 Five times, most recently by:
Lance Geesey vs. Georgetown 9/5/15

FIELD GOALS

1. 5 Lance Geesey at Central Conn. St. 11/7/15
2. 4 Lance Geesey at Robert Morris 11/15/14
- 4 Lance Geesey vs. Duquesne 11/1/14
4. 3 Six times, most recently by:
Lance Geesey vs. Sacred Heart 10/31/15

INTERCEPTIONS

1. 3 George Coyle vs. Catholic 10/23/82
- 3 Jason Wilson vs. Robert Morris 10/26/94
- 3 Jason Wilson vs. Monmouth 10/16/93

TACKLES

1. 33 Bob McHale vs. Geneva 10/25/86
2. 27 Gerry Zahorchak vs. Duquesne 9/9/78
3. 24 Matthew Parker vs. Wagner 10/16/10
4. 23 Scott Lewis vs. Wagner 10/18/08
5. 23 Dan Kanuch vs. Frostburg 11/1/80

SACKS

1. 4 Tom Smith vs. Marist 10/10/92

FUMBLE RECOVERIES

1. 3 Calvin Williams vs. Robert Morris 11/15/08
- 3 Dave Rippin vs. St. Vincent 10/23/78

Longest Plays

* play resulted in a touchdown

RUSHING

- Kyle Harbridge vs. Morehead State, 2011 94*
- Kyle Harbridge vs. Sacred Heart, 2013 90*
- Todd Harris vs. Wagner, 2006 90*
- Calvin Williams at La Salle, 2007 85*
- Kyle Harbridge vs. Morehead State, 2011 83*
- Dave Sheredy vs. St. Vincent, 1978 81*
- Kyle Harbridge at Sacred Heart, 2011 80*
- Anthony Richards at Delaware State, 2006 79*

PASS PLAYS

- Zack Drayer to Terell Smith
vs. Sacred Heart, 2015 98*
- Jeremy Swords to Sam Campoli
vs. Mercyhurst, 1997 92*
- George Little to Anthony Howze
vs. Morehead State, 2008 86*
- Don Fyfe to J. Calhoon
vs. Brooklyn College, 1989 86*
- George Coyle to S. Beck
vs. Mercyhurst, 1982 86*
- David Stone to Cedric Hudson
vs. Wagner, 1999 84*

PUNT RETURNS

- Ted Hesel vs. St. Vincent, 1978 70*
- Ted Hesel vs. Catholic, 1978 60*
- Anthony Abeid vs. Lincoln, 2013 51
- Dane Domonkos vs. Lincoln, 2013 49
- Paul Friga vs. Gallaudet, 1985 47*

KICKOFF RETURNS

- Lorenzo Jerome at Towson, 2015 99*
- Lorenzo Jerome at ETSU, 2015 98*
- Dane Domonkos vs. Monmouth, 2012 97*
- Desmond Ray vs. La Salle, 2001 94*
- Kyle Harbridge vs. Morehead State, 2010 92*
- Willie Monahan vs. Catholic, 1978 90*
- Randy Ott vs. Wagner, 1998 89*

PUNTS

- Sean Davison vs. Marist, 1998 69
- Tom Koons vs. Saint Peter's, 2002 68
- Matt Shontofski vs. Wagner, 1996 67
- Chip Kissel vs. Geneva, 1981 67
- Andrew Penksa vs. Liberty, 2010 64

FIELD GOALS

- Lance Geesey vs. Bryant, 2014 52
- Josh Thiel at CCSU, 2012 50
- Lance Geesey vs. Clarion, 2014 47
- Lance Geesey vs. Sacred Heart, 2013 47
- Lance Geesey at James Madison, 2013 47
- Josh Thiel vs. Monmouth, 2011 47
- Josh Thiel vs. Bryant, 2012 46
- Lance Geesey at Central Conn. St., 2015 46 (2x)

INTERCEPTION RETURNS

- Matthew Parker vs. Sacred Heart, 2010 75*
- Lorenzo Jerome at Towson, 2015 70
- Lorenzo Jerome at Central Connecticut, 2013 65
- Matthew Parker at Sacred Heart, 2007 61*

TEAM GAME RECORDS

RUSHING YARDS

- 457 at Morehead St. 9/15/12
- 441 vs. Morehead St. 9/17/11
- 438 vs. Va.-Lynchburg. 9/27/14
- 435 vs. Gallaudet 11/3/79
- 435 vs. Niagara 10/17/87

FEWEST RUSHING YARDS

- 57 vs. Frostburg State 10/7/89
- 45 vs. Juniata 9/11/82
- 25 vs. Susquehanna 10/16/82
- 24 vs. Dickinson 9/8/90
- 22 vs. Randolph-Macon 10/11/86

RUSHING ATTEMPTS

- 66 at Morehead St. 9/15/12
- 65 vs. Mercyhurst. 10/1/94
- 62 vs. La Salle 10/4/03
- 61 vs. CCSU 10/29/11
- 61 vs. Fairfield 10/7/78
- 61 vs. Duquesne 10/26/91
- 61 vs. Ohio Northern 10/10/87

FEWEST RUSHING ATTEMPTS

- 15 vs. Sacred Heart 10/2/99
- 17 vs. Monmouth. 10/4/08
- 17 vs. Albany 10/23/99
- 19 at Albany 10/21/06
- 19 vs. Monmouth. 11/13/04

RUSHING TOUCHDOWNS

- 9 vs. Niagara 10/17/87
- 8 vs. Va.-Lynchburg. 9/27/14
- 5 vs. Lincoln 9/21/13
- 5 vs. Morehead State. 9/17/11
- 5 at Sacred Heart 10/15/11
- 5 vs. Monmouth. 11/5/11

PASSING YARDS

- 530 at Sacred Heart 10/29/05
- 429 vs. Albany 10/11/03
- 395 vs. CCSU 10/2/93
- 371 vs. Monmouth. 11/13/04
- 355 vs. La Salle 11/15/97

FEWEST PASSING YARDS

- 2 vs. Bryant. 11/14/09
- 4 vs. Duquesne 9/9/95
- 4 vs. Georgetown. 11/4/78
- 5 vs. Dickinson 9/10/88
- 10 at Youngstown State 9/19/15

PASS ATTEMPTS

- 64 vs. Albany 10/11/03
- 62 at Sacred Heart 10/29/05
- 59 vs. Monmouth. 10/4/08
- 54 vs. Albany 10/22/05
- 54 vs. Monmouth. 11/13/04

FEWEST PASS ATTEMPTS

- 4 vs. Va.-Lynchburg. 9/27/14
- 5 vs. Geneva 10/24/87
- 5 vs. Robert Morris. 9/30/00
- 5 vs. CCSU 10/29/11
- 6 vs. District of Col. 9/29/79

PASS COMPLETIONS

- 39 vs. Albany 10/11/03
- 35 vs. CCSU 10/8/05
- 34 at Sacred Heart 10/29/05
- 33 vs. CCSU 10/2/93
- 32 vs. Monmouth. 10/4/08

FEWEST PASS COMPLETIONS

- 1 Four times, most recently:
at Youngstown State 9/19/15
- 2 Nine times, most recently:
vs. CCSU 10/5/11

PASSING TOUCHDOWNS

- 5 at Sacred Heart 10/29/05
- 5 vs. Brooklyn College. 9/16/89
- 4 at Sacred Heart 10/25/14
- 4 at Wagner 10/11/14
- 3 vs. Wagner. 10/17/15
- 3 vs. Sacred Heart 11/17/12
- 3 at Bryant 11/12/11

TOUCHDOWNS

- 11 vs. Va.-Lynchburg. 9/27/14
- 10 vs. Niagara 10/17/87
- 8 at Morehead State 9/15/12
- 7 vs. Morehead State. 9/17/11

FIRST DOWNS

- 30 at Morehead St. 9/15/12
- 29 vs. Georgetown. 9/5/15
- 28 at Sacred Heart 10/15/11
- 28 at Sacred Heart 10/29/05
- 28 vs. CCSU 10/2/93

FEWEST FIRST DOWNS

- 3 vs. Duquesne 11/3/84
- 3 vs. Catholic 11/7/87
- 3 vs. Thiel 11/9/91
- 3 vs. Albany 10/9/10
- 4 vs. Duquesne 10/20/79
- 4 vs. Catholic 11/10/79
- 4 vs. Washington & Jeff. 9/6/80

TOTAL OFFENSE YARDS

- 628 vs. Wagner. 10/17/15
- 562 at La Salle 11/17/07
- 557 at Morehead St. 9/15/12
- 556 at Sacred Heart 10/29/05
- 540 vs. Va.-Lynchburg. 9/27/14

FEWEST TOTAL OFFENSE YARDS

- 2 vs. Frostburg State 10/7/89
- 14 vs. Frostburg State 10/13/79
- 41 vs. Duquesne. 11/5/88
- 47 vs. Susquehanna. 10/17/81

TOTAL PLAYS

- 97 at Sacred Heart 10/15/11
- 91 at Wagner 9/3/11
- 90 vs. Monmouth. 10/16/99
- 87 vs. Valparaiso 9/18/04
- 87 vs. Albany 10/11/03
- 87 vs. Chicago. 10/4/80

FEWEST TOTAL PLAYS

- 40 vs. Albany 10/9/10
- 41 vs. Frostburg State 10/7/89
- 42 vs. Niagara 9/15/79
- 42 vs. Duquesne. 10/20/79
- 42 vs. Catholic 11/10/79
- 42 vs. Duquesne. 9/9/95
- 43 at Duquesne 11/2/13
- 43 vs. Wagner. 11/16/13

POINTS

- 80 vs. Va.-Lynchburg. 9/27/14
- 72 vs. Niagara 10/17/87
- 58 at East Tennessee State 10/3/15
- 57 at Morehead St. 9/15/12
- 51 at La Salle 11/17/07
- 50 vs. Morehead State. 9/17/11

POINTS IN A HALF

- 63 vs. Va.-Lynchburg. 9/27/14

POINTS IN A QUARTER

- 35 vs. Va.-Lynchburg. 9/27/14
- 28 vs. Va.-Lynchburg. 9/27/14
- 27 vs. Catholic 10/24/81
- 27 vs. Niagara 10/17/87
- 24 at La Salle 11/17/07
- 24 vs. Ohio Northern 10/10/87

FIELD GOALS

- 5 at Central Conn. St. 11/7/15
- 4 at Robert Morris 11/15/14
- 4 vs. Duquesne. 11/1/14
- 3 Six times, most recently:
vs. Sacred Heart 10/31/15

EXTRA POINTS

- 9 vs. Va.-Lynchburg. 9/27/14
- 9 vs. Niagara 10/17/87
- 7 at Morehead St. 9/15/12
- 6 Four times, most recently:
vs. Georgetown. 9/5/15

INTERCEPTIONS

- 7 vs. Sacred Heart 9/20/10
- 5 vs. Mercyhurst. 9/26/81
- 5 vs. St. John Fisher 10/19/85
- 4 vs. Morehead State. 9/17/11
- 4 at Morehead St. 9/15/12

SACKS

- 7 vs. St. Peter's. 10/3/87
- 7 vs. La Salle. 11/2/02
- 6 at Central Conn. St. 11/7/15
- 6 vs. Duquesne. 10/13/07
- 5 at Columbia 9/17/16

FUMBLE RECOVERIES

- 6 vs. Gannon. 9/4/93

SEASON RECORDS

RUSHING

| | | | |
|----|-------|----------------|------|
| 1. | 1,708 | Khairi Dickson | 2014 |
| 2. | 1,619 | Kyle Harbridge | 2013 |
| 3. | 1,474 | Kyle Harbridge | 2011 |
| 4. | 1,330 | Todd Harris | 2006 |
| 5. | 1,174 | Ted Helsel | 1978 |

RUSH ATTEMPTS

| | | | |
|----|-----|----------------|------|
| 1. | 309 | Khairi Dickson | 2014 |
| 2. | 275 | Todd Harris | 2006 |
| 3. | 270 | Kyle Harbridge | 2013 |
| 4. | 249 | Kyle Harbridge | 2011 |
| 5. | 204 | Todd Harris | 2005 |

RUSHING TOUCHDOWNS

| | | | |
|----|----|----------------|------|
| 1. | 16 | Kyle Harbridge | 2013 |
| 2. | 14 | Kyle Harbridge | 2011 |
| 3. | 12 | Khairi Dickson | 2014 |
| | 12 | Keion Wade | 2012 |
| 5. | 11 | Todd Harris | 2006 |

PASSING YARDS

| | | | |
|----|-------|---------------|------|
| 1. | 2,895 | Anthony Doria | 2005 |
| 2. | 2,122 | Kevin Magee | 1993 |
| 3. | 2,115 | Anthony Doria | 2004 |
| 4. | 2,056 | Kevin Magee | 1992 |
| 5. | 1,977 | Zack Drayer | 2015 |

PASS ATTEMPTS

| | | | |
|----|-----|---------------|------|
| 1. | 409 | Anthony Doria | 2005 |
| 2. | 364 | Anthony Doria | 2004 |
| 3. | 329 | Kevin Magee | 1993 |
| 4. | 295 | George Little | 2007 |
| 5. | 292 | George Little | 2008 |

PASS COMPLETIONS

| | | | |
|----|-----|---------------|------|
| 1. | 252 | Anthony Doria | 2005 |
| 2. | 197 | Kevin Magee | 1993 |
| 3. | 190 | Anthony Doria | 2004 |
| 4. | 152 | Zack Drayer | 2015 |

PASSING TOUCHDOWNS

| | | | |
|----|----|---------------|------|
| 1. | 21 | Anthony Doria | 2005 |
| 2. | 19 | Kevin Magee | 1992 |
| 3. | 16 | George Little | 2007 |
| 4. | 15 | Zack Drayer | 2015 |
| | 15 | Zach Drayer | 2014 |
| | 15 | Anthony Doria | 2006 |

PASS EFFICIENCY RATING

| | | | |
|----|--------|---------------|------|
| 1. | 139.83 | Zack Drayer | 2015 |
| 1. | 137.29 | Zack Drayer | 2014 |
| 2. | 133.12 | Anthony Doria | 2005 |
| 3. | 131.39 | Kevin Magee | 1992 |
| 4. | 131.15 | John Kelly | 2012 |

RECEPTIONS

| | | | |
|----|----|----------------|------|
| 1. | 92 | Michael Caputo | 2005 |
| 2. | 85 | Luke Palko | 2005 |
| 3. | 82 | Luke Palko | 2004 |
| 4. | 64 | Todd Eckenroad | 1993 |
| 5. | 63 | Michael Caputo | 2006 |

RECEIVING YARDS

| | | | |
|----|-------|----------------|------|
| 1. | 1,433 | Michael Caputo | 2005 |
| 2. | 920 | Terell Smith | 2015 |
| 3. | 885 | Antoine Rivera | 2007 |
| 4. | 857 | Michael Caputo | 2006 |
| 5. | 812 | Luke Palko | 2005 |
| | 812 | Chip Kissel | 1981 |

TOUCHDOWN RECEPTIONS

| | | | |
|----|----|----------------|------|
| 1. | 12 | Michael Caputo | 2005 |
| | 12 | Dan Mathis | 1992 |
| 3. | 8 | Michael Caputo | 2006 |
| | 8 | Terell Smith | 2015 |

POINTS

| | | | |
|----|-----|----------------|------|
| 1. | 110 | Kyle Harbridge | 2013 |
| 2. | 90 | Lance Geesey | 2014 |
| | 90 | Kyle Harbridge | 2011 |
| 4. | 78 | Michael Caputo | 2005 |
| | 78 | Dan Mathis | 1992 |

TOTAL OFFENSE

| | | | |
|----|-------|---------------|------|
| 1. | 2,865 | Anthony Doria | 2005 |
| 2. | 2,304 | John Kelly | 2012 |
| 3. | 2,117 | John Kelly | 2011 |
| 4. | 2,039 | Kevin Magee | 1992 |
| 5. | 2,012 | Kevin Magee | 1993 |

ALL-PURPOSE YARDS

| | | | |
|----|-------|----------------|------|
| 1. | 2,070 | Kyle Harbridge | 2013 |
| 2. | 1,950 | Kyle Harbridge | 2011 |
| 3. | 1,841 | Khairi Dickson | 2014 |
| 4. | 1,612 | Todd Harris | 2005 |
| 5. | 1,519 | Todd Harris | 2006 |

INTERCEPTIONS

| | | | |
|----|---|---|------|
| 1. | 8 | Jason Wilson | 1994 |
| 2. | 7 | Dan Kanuch | 1993 |
| 3. | 6 | DaQuan Minter | 2013 |
| | 6 | Lorenzo Jerome | 2013 |
| 5. | 5 | Eight times, most recently by: DaQuan Minter | 2014 |

INTERCEPTION RETURN YARDS (Since 1989)

| | | | |
|----|-----|----------------|------|
| 1. | 158 | DaQuan Minter | 2013 |
| 2. | 144 | Lorenzo Jerome | 2013 |
| 3. | 124 | Matthew Parker | 2010 |
| 4. | 115 | Lorenzo Jerome | 2015 |
| 5. | 95 | DaQuan Minter | 2014 |

TACKLES

| | | | |
|----|-----|-----------------|------|
| 1. | 142 | Scott Lewis | 2008 |
| 2. | 141 | Anthony Bowman | 2011 |
| 3. | 138 | Gerry Zahorchak | 1978 |
| | 138 | Daunte Neal | 2000 |
| | 138 | Scott Lewis | 2010 |

FUMBLES RECOVERED

| | | | |
|----|---|---|------|
| 1. | 4 | Six times, most recently by: Daunte Neal | 2000 |
|----|---|---|------|

BLOCKED PUNTS OR KICKS (Since 1985)

| | | | |
|----|---|---|------|
| 1. | 4 | Jimbo Cowan | 1995 |
| 2. | 3 | Six times, most recently by: Semo Sila | 2014 |

PASS BREAKUPS (Since 1984)

| | | | |
|----|----|----------------|------|
| 1. | 13 | Lorenzo Jerome | 2014 |
| 2. | 12 | Michael Bowman | 2004 |
| | 12 | Matt Beck | 1996 |
| | 12 | Jason Wilson | 1994 |
| 5. | 11 | DaQuan Minter | 2015 |
| | 11 | Jimmy Landrom | 2001 |
| | 11 | Jason Wilson | 1993 |

SACKS (Since 1984)

| | | | |
|----|-----|----------------|------|
| 1. | 12 | Mark Palla | 1984 |
| 2. | 10 | Tom Smith | 1992 |
| 3. | 9 | Russell Long | 1990 |
| 4. | 8.5 | Asalemo Fruean | 2013 |
| 5. | 8 | Aaron Reachard | 1999 |
| | 8 | Joe Ott | 2002 |

FIELD GOALS MADE

| | | | |
|----|----|---------------|------|
| 1. | 18 | Lance Geesey | 2014 |
| 2. | 16 | Lance Geesey | 2015 |
| 3. | 11 | Lance Geesey | 2013 |
| | 11 | Josh Thiel | 2012 |
| 5. | 9 | Josh Thiel | 2011 |
| | 9 | Adam Sciuilli | 2005 |

FIELD GOALS ATTEMPTED

| | | | |
|----|----|---------------|------|
| 1. | 22 | Lance Geesey | 2014 |
| 2. | 17 | Lance Geesey | 2015 |
| 3. | 16 | Lance Geesey | 2013 |
| 4. | 15 | Josh Thiel | 2009 |
| 5. | 13 | Adam Sciuilli | 2007 |

Team Season Records/Current

RUSHING

| | |
|---------------------------|--------------|
| RUSHING YARDS | 2,610 (2012) |
| FEWEST RUSHING YARDS | 224 (1985) |
| RUSH ATTEMPTS | 507 (2014) |
| FEWEST RUSH ATTEMPTS | 290 (1998) |
| RUSHING TOUCHDOWNS | .26 (2011) |
| FEWEST RUSHING TOUCHDOWNS | .0 (1984) |

PASSING

| | |
|---------------------------|--------------|
| PASSING YARDS | 3,223 (2005) |
| FEWEST PASSING YARDS | 372 (1979) |
| PASS ATTEMPTS | 465 (2005) |
| FEWEST PASS ATTEMPTS | .97 (1979) |
| PASS COMPLETIONS | 276 (2005) |
| FEWEST PASS COMPLETIONS | .34 (1979) |
| PASSING TOUCHDOWNS | .24 (2005) |
| FEWEST PASSING TOUCHDOWNS | .1 (1979) |

SCORING

| | |
|-----------------------|------------------|
| TOUCHDOWNS | .43 (2014) |
| FEWEST TOUCHDOWNS | .5 (1984) |
| MOST POINTS SCORED | .354 (2014) |
| FEWEST POINTS SCORED | .39 (1983) |
| MOST POINTS ALLOWED | .485 (2011) |
| FEWEST POINTS ALLOWED | .107 (1992) |
| MOST FIELD GOALS MADE | .18 (2014) |
| MOST EXTRA POINTS | .36 (2012, 2011) |

TOTAL OFFENSE

| | |
|----------------------------|--------------|
| TOTAL OFFENSE YARDS | 4,479 (2005) |
| FEWEST TOTAL OFFENSE YARDS | 1,056 (1984) |
| TOTAL PLAYS | 795 (2005) |
| FEWEST TOTAL PLAYS | 406 (1979) |

DEFENSE

| | |
|------------------------|--------------|
| MOST INTERCEPTIONS | .19 (1993) |
| MOST FUMBLE RECOVERIES | .28 (1978) |
| MOST TACKLES | 1,118 (1978) |
| MOST SACKS | .38 (1992) |

CAREER RECORDS

RUSHING YARDS

| | | | |
|----|-------|----------------|---------|
| 1. | 4,126 | Kyle Harbridge | 2009-13 |
| 2. | 3,414 | Todd Harris | 2003-06 |
| 3. | 3,272 | Khairi Dickson | 2012-15 |
| 4. | 2,330 | Michael Hall | 2000-03 |
| 5. | 2,015 | Ted Helsel | 1978-79 |

RUSHING ATTEMPTS

| | | | |
|----|-----|----------------|---------|
| 1. | 714 | Kyle Harbridge | 2009-13 |
| 2. | 706 | Todd Harris | 2003-06 |
| 3. | 630 | Khairi Dickson | 2012-15 |
| 4. | 564 | Michael Hall | 2000-03 |
| 5. | 487 | Mike Bollinger | 1985-88 |

RUSHING TOUCHDOWNS

| | | | |
|----|----|----------------|---------|
| 1. | 36 | Kyle Harbridge | 2009-13 |
| 2. | 25 | Khairi Dickson | 2012-15 |
| 3. | 20 | Todd Harris | 2003-06 |
| 4. | 16 | Ted Helsel | 1978-79 |
| | 16 | Kevin Keenan | 1991-94 |

PASSING YARDS

| | | | |
|----|--------------|--------------------|---------------------|
| 1. | 8,544 | Anthony Doria | 2003-06 |
| 2. | 5,694 | John Kelly | 2009-12 |
| 3. | 5,380 | Kevin Magee | 1991-93 |
| 4. | 3,909 | Zack Drayer | 2013-present |
| 5. | 3,788 | Jeremy Swords | 1997-99 |

PASS ATTEMPTS

| | | | |
|----|-------|---------------|---------|
| 1. | 1,345 | Anthony Doria | 2003-06 |
| 2. | 989 | John Kelly | 2009-12 |
| 3. | 772 | Kevin Magee | 1991-93 |
| 4. | 743 | Jeremy Swords | 1997-99 |
| 5. | 594 | George Little | 2005-09 |

PASS COMPLETIONS

| | | | |
|----|------------|--------------------|---------------------|
| 1. | 743 | Anthony Doria | 2003-06 |
| 2. | 514 | John Kelly | 2009-12 |
| 3. | 445 | Kevin Magee | 1991-93 |
| 4. | 333 | Jeremy Swords | 1997-99 |
| 5. | 303 | Zack Drayer | 2013-present |

TOUCHDOWN PASSES

| | | | |
|----|-----------|--------------------|---------------------|
| 1. | 61 | Anthony Doria | 2003-06 |
| 2. | 45 | John Kelly | 2009-12 |
| 3. | 40 | Kevin Magee | 1991-93 |
| 4. | 36 | Zack Drayer | 2013-present |
| 5. | 26 | George Little | 2005-09 |

RECEIVING YARDS

| | | | |
|----|-------|----------------|---------|
| 1. | 3,464 | Michael Caputo | 2003-06 |
| 2. | 2,441 | Antoine Rivera | 2005-09 |
| 3. | 2,020 | Luke Palko | 2003-06 |
| 4. | 1,754 | Todd Eckenroad | 1991-93 |
| 5. | 1,529 | Dan Mathis | 1989-92 |

PASS RECEPTIONS

| | | | |
|----|-----|----------------|---------|
| 1. | 245 | Michael Caputo | 2003-06 |
| 2. | 225 | Luke Palko | 2003-06 |
| 3. | 156 | Antoine Rivera | 2005-09 |
| 4. | 149 | Omar Winston | 2007-10 |
| 5. | 144 | Todd Eckenroad | 1991-93 |

TOUCHDOWN RECEPTIONS

| | | | |
|----|----|----------------|---------|
| 1. | 31 | Michael Caputo | 2003-06 |
| 2. | 23 | Dan Mathis | 1989-92 |
| 3. | 20 | Antoine Rivera | 2005-09 |
| 4. | 13 | Luke Palko | 2003-06 |
| | 13 | Terrell Smith | 2011-15 |

MOST TOUCHDOWNS (Rush & Rec.)

| | | | |
|----|----|----------------|--------------|
| 1. | 40 | Kyle Harbridge | 2009-13 |
| 2. | 32 | Michael Caputo | 2003-06 |
| 3. | 25 | Khairi Dickson | 2012-present |
| 4. | 24 | Dan Mathis | 1989-92 |
| 5. | 21 | Antoine Rivera | 2005-09 |
| 6. | 20 | Todd Harris | 2003-06 |

TOTAL OFFENSE

| | | | |
|----|-------|--------------------|---------------------|
| 1. | 8,273 | Anthony Doria | 2003-06 |
| 2. | 7,271 | John Kelly | 2009-12 |
| 3. | 5,128 | Kevin Magee | 1991-93 |
| 4. | 4,126 | Kyle Harbridge | 2009-13 |
| 5. | 3,954 | Zack Drayer | 2013-present |

ALL-PURPOSE YARDS

| | | | |
|----|-------|----------------|---------|
| 1. | 6,225 | Kyle Harbridge | 2009-13 |
| 2. | 4,253 | Todd Harris | 2003-06 |
| 3. | 3,725 | Khairi Dickson | 2012-15 |
| 4. | 3,495 | Michael Caputo | 2003-06 |
| 5. | 2,803 | Jeff Sotosky | 1993-96 |

POINTS

| | | | |
|----|------------|---------------------|---------------------|
| 1. | 254 | Kyle Harbridge | 2009-13 |
| 2. | 237 | Lance Geesey | 2012-present |
| 3. | 198 | Josh Thiel | 2009-12 |
| 4. | 196 | Michael Caputo | 2003-06 |
| 5. | 188 | Adam Sciuilli | 2004-07 |

TACKLES

| | | | |
|----|-----|------------------|---------|
| 1. | 524 | Scott Lewis | 2007-10 |
| 2. | 431 | Matthew Parker | 2007-10 |
| 3. | 377 | Matt Farabaugh | 1995-98 |
| 4. | 351 | Dave Rippin | 1978-81 |
| 5. | 347 | Marcus Haines | 2000-04 |
| | 347 | Michael Graziani | 1990-93 |

SACKS (Since 1984)

| | | | |
|----|------|----------------|---------|
| 1. | 24.0 | Tom Smith | 1989-92 |
| 2. | 20.5 | Mark Palla | 1984-86 |
| 3. | 16.0 | Russell Long | 1989-92 |
| 4. | 15.0 | Dan DelVecchio | 1990-93 |
| 5. | 14.0 | Matthew Parker | 2007-10 |

INTERCEPTIONS

| | | | |
|----|-----------|-----------------------|---------------------|
| 1. | 19 | Jason Wilson | 1991-94 |
| 2. | 14 | Lorenzo Jerome | 2013-present |
| | 14 | Michael Graziani | 1990-93 |
| 4. | 13 | Dan Makosy | 1978-81 |
| | 13 | DaQuan Minter | 2012-15 |

INTERCEPTION RETURN YARDS

| | | | |
|----|------------|-----------------------|-------------------|
| 1. | 339 | Lorenzo Jerome | 2013-Pres. |
| 2. | 278 | DaQuan Minter | 2012-15 |
| 3. | 229 | Michael Graziani | 1990-93 |
| 4. | 225 | Matthew Parker | 2007-10 |
| 5. | 150 | Jake DeMedal | 2010-13 |

PASS BREAKUPS (Since 1984)

| | | | |
|----|-----------|-----------------------|---------------------|
| 1. | 37 | Lorenzo Jerome | 2013-present |
| 2. | 36 | Jimmy Landrom | 2000-03 |
| 3. | 32 | Jason Wilson | 1991-94 |
| 4. | 31 | Matt Beck | 1996-99 |
| 5. | 29 | Michael Bowman | 2002-05 |

FUMBLES RECOVERED

| | | | |
|----|----------|----------------------|---------------------|
| 1. | 7 | Aaron Herring | 2000-04 |
| 2. | 4 | Scott Lewis | 2007-10 |
| | 4 | Solomon Leano | 2013-present |

PUNT ATTEMPTS

| | | | |
|----|------------|--------------------|---------------------|
| 1. | 242 | Carl Parrish | 2001-04 |
| 2. | 194 | Chip Kissel | 1978-81 |
| 3. | 182 | Bobby Fuller | 2005-08 |
| 4. | 176 | Zack Drayer | 2013-present |
| 5. | 153 | Scott Black | 1991-94 |

AVERAGE YARDS/PUNT (Min. 75 punts)

| | | | |
|----|-------------|--------------------|---------------------|
| 1. | 37.4 | Andrew Penksa | 2010-11 |
| 2. | 37.0 | Zack Drayer | 2013-present |
| 3. | 36.9 | Bobby Fuller | 2005-08 |
| 4. | 36.2 | Matt Shontofski | 1993-96 |
| 5. | 36.0 | Scott Black | 1991-94 |
| 6. | 33.7 | Carl Parrish | 2001-04 |
| | 33.7 | Jason Calhoon | 1989-90 |

PUNT YARDS

| | | | |
|----|--------------|--------------------|---------------------|
| 1. | 8,167 | Carl Parrish | 2001-04 |
| 2. | 6,719 | Bobby Fuller | 2005-08 |
| 3. | 6,513 | Zack Drayer | 2013-present |
| 4. | 6,387 | Chip Kissel | 1978-81 |
| 5. | 5,506 | Scott Black | 1991-94 |
| 6. | 4,940 | Andrew Penksa | 2010-11 |

FIELD GOALS MADE

| | | | |
|----|-----------|---------------------|---------------------|
| 1. | 48 | Lance Geesey | 2012-Present |
| 2. | 29 | Josh Thiel | 2009-12 |
| 3. | 27 | Adam Sciuilli | 2004-07 |
| 4. | 21 | Matt Shontofski | 1993-96 |
| 5. | 11 | Christian LeMaster | 1986-87 |

FIELD GOALS ATTEMPTED

| | | | |
|----|-----------|---------------------|---------------------|
| 1. | 61 | Lance Geesey | 2012-Present |
| 2. | 44 | Josh Thiel | 2009-12 |
| | 44 | Matt Shontofski | 1993-96 |
| 4. | 42 | Adam Sciuilli | 2004-07 |
| 5. | 18 | Barry Bolton | 1990-92 |

FIELD GOAL PCT. (Min. 10 made)

| | | | |
|----|---------------------|---------------------|---------------------|
| 1. | 78.7 (48-61) | Lance Geesey | 2012-Present |
| 2. | 65.9 (29-44) | Josh Thiel | 2009-12 |
| 3. | 64.7 (11-17) | Chris LeMaster | 1986-87 |
| 3. | 64.3 (27-42) | Adam Sciuilli | 2004-07 |
| 4. | 55.6 (10-18) | Barry Bolton | 1990-92 |

PAT KICKS MADE

| | | | |
|----|-----------|---------------------|---------------------|
| 1. | 111 | Josh Thiel | 2009-12 |
| 2. | 107 | Adam Sciuilli | 2004-07 |
| 3. | 93 | Lance Geesey | 2012-present |
| 4. | 56 | Matt Shontofski | 1993-96 |

PUNT RETURNS

| | | | |
|----|----|-----------------|---------|
| 1. | 71 | Sam Campoli | 1995-97 |
| 2. | 56 | Dane Domonoskos | 2010-13 |
| 2. | 56 | Jimmy Landrom | 2000-03 |
| 4. | 46 | Luke Palko | 2003-06 |
| 5. | 38 | Dan Kanuch | 1978-81 |

PUNT RETURN YARDS

| | | | |
|----|------------|-----------------------|---------------------|
| 1. | 395 | Dane Domonoskos | 2010-13 |
| 2. | 377 | Jimmy Landrom | 2000-03 |
| 3. | 374 | Ted Helsel | 1978-79 |
| 4. | 278 | Lorenzo Jerome | 2013-present |
| 5. | 261 | Antoine Rivera | 2005-09 |

PUNT RETURN AVERAGE (Min. 20)

| | | | |
|----|------------|-----------------------|---------------------|
| 1. | 10.1 | Ted Helsel | 1978-79 |
| 2. | 9.6 | Lorenzo Jerome | 2013-present |
| 3. | 7.5 | Antoine Rivera | 2005-09 |
| 4. | 7.1 | Dane Domonoskos | 2010-13 |
| 5. | 6.7 | Jimmy Landrom | 2000-03 |

KICK RETURNS

| | | | |
|----|----|----------------|---------|
| 1. | 74 | Jeff Sotosky | 1993-96 |
| 2. | 63 | Kyle Harbridge | 2009-13 |
| 3. | 62 | Jimmy Landrom | 2000-03 |
| 4. | 57 | Randy Ott | 1996-98 |
| 5. | 42 | Lou Motley | 2003-04 |

KICK RETURN AVERAGE (Min. 25)

| | | | |
|----|-------------|-----------------------|---------------------|
| 1. | 28.1 | Lorenzo Jerome | 2013-present |
| 2. | 25.1 | Kyle Harbridge | 2009-13 |
| 3. | 21.5 | Willie Monahan | 1979-80 |
| 4. | 21.1 | AJ Alexander | 2011-12 |
| 5. | 21.1 | Steve Cahill | 1988-90 |

KICK RETURN YARDS

| | | | |
|----|--------------|-----------------------|---------------------|
| 1. | 1,582 | Kyle Harbridge | 2009-13 |
| 2. | 1,202 | Jeff Sotosky | 1993-96 |
| 3. | 1,159 | Randy Ott | 1996-98 |
| 4. | 1,143 | Jimmy Landrom | 2000-03 |
| 5. | 1,041 | Lorenzo Jerome | 2013-present |