



2016

SAINT FRANCIS FOOTBALL



Media Guide

2016 SENIORS

ZACK DRAYER



LANCE GEESEY



JIMMY MARKS



LORENZO JEROME

SOLOMON LEAENO



WESLEY NAGASEU

Table of Contents	
Schedule/Quick Facts	1
Numerical Roster	2
Alphabetical	3
Positional/Class	4
Geographical	5-6
2016 Season Preview	7-8
Player Profiles	9-28
Newcomers	29-34
Coaching Staff	35-41
2015 Season in Review	42-51
Individual Game Records	52
Team Game Records	53
Season Records	54
Career Records	55
Year-by-Year Leaders	56-58
Year-by-Year Results	59-62
Results by Opponent	63-64
Coaching Records	65
Year-by-Year NEC Standings	66
National Award Winners	67
All-Conference Honors	68
FCS/NEC Records	69
Red Flash in the Pros	70
Traditions	71
DeGol Field	72
Team IMPACT	73
Uplifting Athletes	74

Saint Francis University does not discriminate on the basis of gender, gender identity, age, race, color, ethnicity, religion, sexual orientation, marital status, disability, pregnancy status, veteran status, predisposing genetic characteristic or any protected classification. This policy applies to all programs and activities of the University, including, but not limited to, admission and employment practices, educational policies, scholarship and loan programs and athletic or other University sponsored programs.

The 2016 Saint Francis football media guide was written and designed by Paul Marboe. Editorial assistance from Barry Beal, Dan Griffin and Andrew Smithmyer.

Photos by J.D. Cavrich, Mark Kresiak, Justin Zierer and the Philadelphia Eagles.

2016 SCHEDULE

SEPTEMBER

Sat. 3	Montana	9 p.m.
Sat. 10	Towson	6 p.m.
Sat. 17	Columbia	1 p.m.
Sat. 24	Albany	7 p.m.

OCTOBER

Sat. 1	MALONE &	1 p.m.
Sat. 8 *	Robert Morris (ESPN3)	3 p.m.
Sat. 15 *	BRYANT	Noon
Fri. 21 *	DUQUESNE ^ (ESPN3)	7 p.m.
Sat. 29 *	Sacred Heart	Noon

NOVEMBER

Sat. 12 *	CENTRAL CONNECTICUT STATE %	Noon
Sat. 19 *	Wagner	Noon

* Northeast Conference game

Home games in **BOLD CAPS**

Times Subject to Change

& Family Weekend

^ Homecoming

% Senior Day

2015 Schedule

SEPTEMBER

Sat. 5	GEORGETOWN	W, 48-20
Sat. 12	Towson	L, 35-20
Sat. 19	Youngstown State	L, 48-3
Sat. 26	UNIVERSITY OF FAITH (FL) (Ex)	W, 78-0

OCTOBER

Sat. 3	East Tennessee State	W, 58-9
Sat. 17 *	WAGNER (ESPN3)	W, 43-14
Sat. 24 *	Bryant	L, 26-24
Sat. 31 *	SACRED HEART	W, 22-13

NOVEMBER

Sat. 7 *	Central Connecticut State	W, 23-14
Sat. 14 *	ROBERT MORRIS	W, 21-0
Sat. 21 *	Duquesne (ESPN3)	L, 30-20

* Northeast Conference game

Home games in **BOLD CAPS**

& Family Weekend

^ Homecoming

% Senior Day



ABOUT SAINT FRANCIS

Location	Loretto, Pa.
Founded	1847
Enrollment	2,300
Affiliation	NCAA Division I
Nickname	Red Flash
Colors	Red (PMS 1805) & White
Mascot	Frankie the Friar
President	Fr. Malachi Van Tassell, T.O.R.
Director of Athletics	Susan Robinson Fruchtl
Deputy Director of Athletics/SWA	Erika Renwick
Sr. Assoc. Dir. of Athletics	Jim Brazill
Assoc. Dir. of Athletics for Academic Services	John Krimmel
Asst. Dir. of Athletics for Compliance	Kevin Cavooris
Asst. Dir. of Athletics for Facilities/Operations	A.J. Anderson

TEAM INFORMATION

Conference	Northeast
2015 Record	7-4
2015 NEC Record / Finish	4-2 / 2nd
Returning Letterman/Lost	58/18
Returning Starters/Lost	15/8

PROGRAM HISTORY

First Year of Varsity Competition	1892
All-Time Varsity Record	233-412-16 (.352)
All-Time NEC Record	27-106 (.203)

COACHING STAFF

Head Coach	Chris Villarrial
Alma Mater	Indiana (Pa.) '96
Season	Seventh
Record (Years)	24-41 (6)
Record at SFU	Same
Office Phone	.814-472-3891
Offensive Coordinator	Eric Long, Fifth Season
Defensive Coordinator	Marco Pecora, Third Season
Wide Receivers	Brian Wright, Eighth Season
Offensive Line	Brian White, Third Season
Tight Ends/Special Teams	Josh Hutchison, Third Season
Running Backs/Special Teams	Garrett Clawson, First Season
Defensive Line	Matt Gueguen, Third Season
Linebackers	Evan Knight, Second Season
Defensive Backs	Bishop Neal, First Season

HOME GAMES

Stadium	DeGol Field
Capacity	3,500
Surface	SportExe Artificial Turf
Press Box Phone	.814-471-1395

ATHLETICS COMMUNICATIONS

Associate Director	Barry Beal
Assistant Directors	Dan Griffin, Paul Marboe
Graduate Assistant	Andrew Smithmeyer
Football Contact	Paul Marboe
Email	pmarboe@francis.edu
Office	.814-472-3916
Website	www.SFUathletics.com
Mailing Address	140 Lakeview Dr. Loretto, Pa. 15940

#	Name	Pos.	Cl.	Ht.	Wt.	Hometown/High School	#	Name	Pos.	Cl.	Ht.	Wt.	Hometown/High School
1	Malik Duncan	DB	Jr.	5-10	190	Cleveland, Ohio/Cleveland Central Catholic	37	Byron Johnson	RB	Jr.	5-9	200	Germantown, Md./Northwest
2	Marcus Bagley	RB	Jr.	5-11	230	Cleveland Heights, Ohio/Cleveland Heights	38	Aaron Yasulitis	LB	Fr.	5-11	200	Altoona, Pa./Bishop Guilfoyle
3	Erik Walker	LB	R-Sr.	6-3	250	Clairton, Pa./Clairton	39	Eric Bofenkamp	K/P	Jr.	6-0	175	Warren, Ohio/John F. Kennedy
3	Junior Ajayi	WR	Jr.	5-11	175	Delran, N.J./Holy Cross	40	Marcus Galie	LB	So.	6-1	225	Upper St. Clair, Pa./Upper St. Clair
4	Jordan Millberry	WR	R-So.	5-7	160	Harrisburg, Pa./Susquehanna Township	41	Anthony Roefaro	LS	So.	6-1	190	Altoona, Pa./Altoona
5	Solomon Leaeno	LB	Sr.	5-11	245	Kapolei, Hawaii/James Campbell	42	Gibbs Tinne	LB	Fr.	5-11	206	Burtonsville, Md./Paint Branch
6	Ben Bruni	LB	So.	6-0	225	Pittsburgh, Pa./Mt. Lebanon	43	Jake Curry	DB	Fr.	6-1	195	Freehold, N.J./Freehold Boro
7	Zack Drayer	QB	Sr.	6-4	220	Hershey, Pa./Hershey	44	Shawn McCord	DL	Jr.	6-2	255	Aberdeen, N.J./Red Bank Catholic
7	Jarren Williams	DB	R-Fr.	6-0	185	Lewis Center, Ohio/Olentangy	45	Kobe Pinkney	FB	Fr.	5-11	218	Alexandria, Va./St. Stephen's & St. Agnes
8	Jermaine Ponder	DB	Jr.	6-2	160	Rochester, N.Y./Bishop Kearney	46	Zach Rohland	FB	R-So.	6-2	245	Carlisle, Pa./Cumberland Valley
9	Wesley Nagaseu	DL	Sr.	6-1	310	Waipahu, Hawaii/Waipahu	47	Luke Weiss	DL	Jr.	6-2	255	Verona, N.J./Verona
9	Andre Dowdell	WR	So.	5-9	180	Syracuse, N.Y./Christian Brothers Academy	48	Sean Orsini	LB	So.	6-2	235	Imperial, Pa./West Allegheny
10	Myles Brooker	WR	R-Sr.	6-0	190	Philadelphia, Pa./Germantown	49	Trysten Hunt	LB	So.	5-9	215	Levittown, Pa./Truman
11	Kamron Lewis	WR	So.	6-4	195	Fresno, Calif./Edison	52	Michael Ames	OL	So.	6-4	300	Pittsburgh, Pa./Penn Hills
12	Lance Geesey	K	R-Sr.	5-10	180	Harrisburg, Pa./Cumberland Valley	53	Jake Beistel	DL	Fr.	6-1	280	Alverton, Pa./Southmoreland
12	Tyler Magaha	QB	So.	6-2	190	Frederick, Md./Gov. Thomas Jefferson	54	Ricardo Johnson	DL	Jr.	6-1	295	Baltimore, Md./Archbishop Curley
13	Martin Foray Jr.	DB	Fr.	5-10	190	Germantown, Md./Northwest	55	Mederick Flavius	OL	R-So.	6-4	300	Lauderhill, Fla./Northeast
13	Rashawn Pascal	WR	Jr.	6-0	170	Fort Lauderdale, Fla./Fort Lauderdale	56	Sam Freireich	OL	Sr.	6-4	300	Austin, Texas/Westlake
14	Jake Heiple	DB	Fr.	5-11	190	Somerset, Pa./Somerset	57	Austin Gray	DL	Jr.	6-2	285	Egg Harbor Township, N.J./Egg Harbor Township
14	Nicholas Marsilio	QB	Fr.	6-3	205	Harrisburg, Pa./Bishop McDevitt	58	Roger Cooley	OL	Jr.	6-1	250	Germantown, Md./Northwest
15	Dennis James	WR	So.	6-3	195	Jersey City, N.J./St. Peter's Prep	59	Todd Burger	DL	Fr.	6-3	235	Freehold, N.J./Freehold Boro
16	Ra'Shaun Henry	WR	Fr.	6-2	170	Copperas Cove, Texas/Copperas Cove	61	Garrett Henry	OL	R-Fr.	6-2	300	Shillington, Pa./Governor Mifflin
17	Rodriguez Alexander	WR	R-Jr.	6-0	175	Miramar, Fla./Everglades	62	Anthony Barber	DL	Fr.	6-4	260	Johnstown, Pa./Greater Johnstown
18	Andrew Koester	QB	R-Fr.	6-5	210	Imperial, Pa./West Allegheny	63	Evan Ferguson	OL	Jr.	6-7	315	Sterling, Va./Dominion
18	Malik McFarlane	DB	Fr.	5-11	175	Cooper City, Fla./Cooper City	64	Doug Swoboda	OL	Fr.	6-3	320	State College, Pa./State College
19	Da'Jon Lee	LB	Fr.	6-2	220	Fairfax, Va./Robinson	65	Doug Leighty	OL	Fr.	6-4	265	Alverton, Pa./Southmoreland
20	Marcus Pickens	LB	Sr.	5-11	235	Oxon Hill, Md./Potomac	67	Damian Smith	OL	Sr.	6-0	300	Altoona, Pa./Altoona
20	Avery Miliner	RB	Fr.	5-10	187	Clayton, Ohio/Northmont	67	Jesse Rodgers	DL	So.	6-3	300	Lewistown, Pa./Mifflin County
21	Delondo Boyd	DB	Jr.	6-0	195	Indian Head, Md./Henry E. Lackey	68	Jimmy Marks	OL	Sr.	6-4	300	Middletown, Pa./Lower Dauphin
22	Lorenzo Jerome	DB	Sr.	6-0	195	Sunrise, Fla./J.P. Taravella	69	Brandon Taylor	DL	Sr.	6-0	285	Montclair, N.J./Montclair
23	Jymere Jordan-Toney	RB	So.	5-11	215	Philadelphia, Pa./Franklin	70	Andrew Lucci	DL	So.	6-2	330	Parma, Ohio/Padua Franciscan
24	Dashaun Dixon-Roberts	DB	Sr.	5-11	200	Pittsburgh, Pa./Brasher/Lackawanna C.C.	72	Isaac Jackson Jr.	OL	So.	6-6	340	Upper Marlboro, Md./Riverdale Baptist
25	Glenn Cross	LB	Sr.	5-11	225	Matawan, N.J./Matawan Regional	75	Michael Boyd	OL	Sr.	6-3	310	Honolulu, Hawaii/Farrington
25	Jake Pisula	RB	So.	5-10	185	Alverton, Pa./Southmoreland	76	Mitchell Boyd	DL	Sr.	6-2	330	Honolulu, Hawaii/Farrington
26	Robert Miller	DB	R-Sr.	6-2	215	Coral Springs, Fla./Taravella/Florida Atlantic	77	Christian Eubanks	OL	So.	6-5	295	Reynoldsburg, Ohio/Reynoldsburg
27	Jalen Wells	DB	Jr.	6-1	180	Westerville, Ohio/Thomas Worthington	80	Zach Campbell	WR	Fr.	5-9	180	Upper Marlboro, Md./Riverdale Baptist
28	Nick Rinella	DB	Fr.	5-9	190	Wyndmoor, Pa./La Salle College	81	Marcus Alston	TE	R-Jr.	6-4	250	Baltimore, Md./Mount St. Joseph
29	Hakeem Kinard	DB	So.	5-10	180	York, Pa./York Catholic	82	Andrew Zecca	P	So.	6-2	190	Berkeley Heights, N.J./Gov. Livingston
30	Jared Thompson	DB	Jr.	5-8	175	Clarksburg, Md./Clarksburg	83	Sean Davis	TE	Fr.	6-2	245	Bethel Park, Pa./Bethel Park
31	Alex Woichevovich	FB	Jr.	6-2	240	Macedonia, Ohio/Nordonia	84	Tim Davis	WR	So.	6-2	185	Ebensburg, Pa./Central Cambria
32	Maurice Hubbard	DB	Jr.	5-9	175	Galloway, N.J./Absegami	85	Erick Hernandez	WR	Fr.	6-0	160	Burbank, Calif./Burbroughs
33	T.J. Orrico	DB	Fr.	5-11	175	Englishtown, N.J./Manalapan	86	Cyrus Holder	WR	Fr.	6-4	190	Uniondale, N.Y./Milford Academy
34	Raleigh Sirb	RB	Fr.	5-9	190	Harrisburg, Pa./Central Dauphin	87	Matt Valenzuela	TE	R-Jr.	6-4	245	Sterling, Va./Dominion
35	Zane Stewart	LB	Jr.	6-1	230	Chambersburg, Pa./Chambersburg	88	Colin Hindle	TE	Jr.	6-4	245	Redondo Beach, Calif./Redondo Union/El Camino CC
36	Calvin Beaty	LB	Fr.	6-0	225	Holmdel, N.J./St. John-Vianney	89	Terrell Johnson	TE	Fr.	6-6	225	Burlington, N.C./Cummings

Letterwinners Returning/Lost - 58/18

Offense - 25/9

Defense - 31/9

Special Teams - 2/0

Starters Returning - 15

Offense - Drayer(QB/P), Frereich(OT), Flavius(OG), Marks(C), Eubanks(OG), Ferguson(OT)

Defense - Walker(DE/LB), Nagaseu(NT), Weiss(DE), Pickens(OLB), Leaeno(ILB), Duncan(CB), Jerome(FS/KR/PR), Boyd(SS)

Special Teams - Geesey(K)

Starters Lost - 9

Offense - Dickson(RB), Damiano(FB), Abeid(WR), Adams(WR), Smith(WR), Failace(TE)

Defense - Ma'afala-Maiava(OLB), Sila(ILB), Minter(CB)

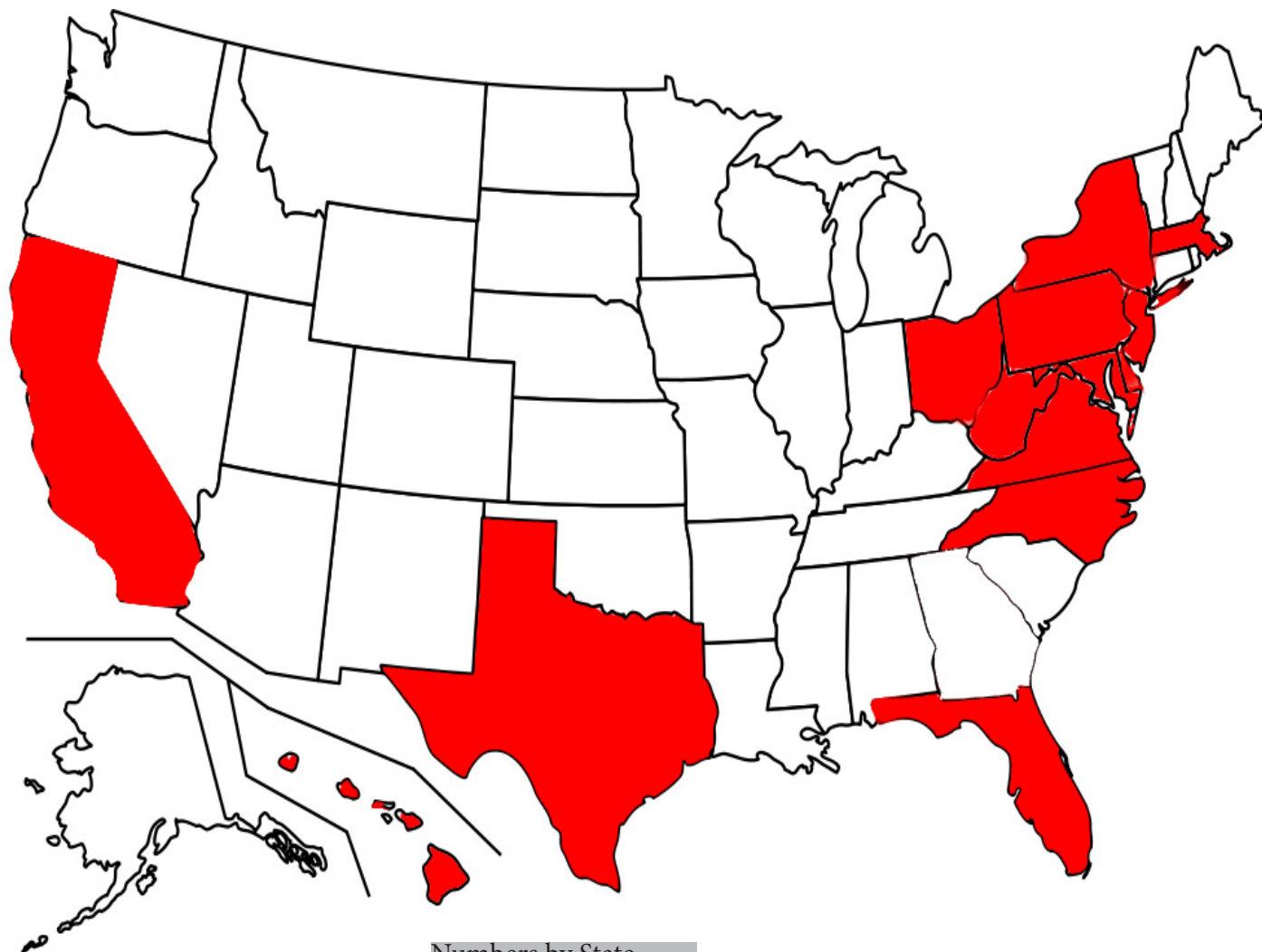
* Double Numbers, player listed first more likely to play

** Subject to Change

#	Name	Pos.	Cl.	Ht.	Wt.	Hometown/High School	#	Name	Pos.	Cl.	Ht.	Wt.	Hometown/High School
3	Junior Ajayi	WR	Jr.	5-11	175	Delran, N.J./Holy Cross	22	Lorenzo Jerome	DB	Sr.	6-0	195	Sunrise, Fla./J.P. Taravella
17	Rodriguez Alexander	WR	R-Jr.	6-0	175	Miramar, Fla./Everglades	37	Byron Johnson	RB	Jr.	5-9	200	Germantown, Md./Northwest
81	Marcus Alston	TE	R-Jr.	6-4	250	Baltimore, Md./Mount St. Joseph	54	Ricardo Johnson	DL	Jr.	6-1	295	Baltimore, Md./Archbishop Curley
52	Michael Ames	OL	So.	6-4	300	Pittsburgh, Pa./Penn Hills	89	Terrell Johnson	TE	Fr.	6-6	225	Burlington, N.C./Cummings
2	Marcus Bagley	RB	Jr.	5-11	230	Cleveland Heights, Ohio/Cleveland Heights	23	Jymere Jordan-Toney	RB	So.	5-11	215	Philadelphia, Pa./Franklin
62	Anthony Barber	DL	Fr.	6-4	260	Johnstown, Pa./Greater Johnstown	29	Hakeem Kinard	DB	So.	5-10	180	York, Pa./York Catholic
	Adam Baughman	RB	Fr.	5-8	200	Holidaysburg, Pa./Holidaysburg	18	Andrew Koester	QB	R-Fr.	6-5	210	Imperial, Pa./West Allegheny
36	Calvin Beaty	LB	Fr.	6-0	225	Holmdel, N.J./St. John-Vianney	99	James-Nii Lartey	DL	Jr.	6-1	310	Bristow, Va./Fork Union Military Academy/Hampton
53	Jake Beistel	DL	Fr.	6-1	280	Alverton, Pa./Southmoreland	5	Solomon Leaeno	LB	Sr.	5-11	245	Kapolei, Hawaii/James Campbell
39	Eric Bofenkamp	K/P	Jr.	6-0	175	Warren, Ohio/John F. Kennedy	19	Da'Jon Lee	LB	Fr.	6-2	220	Fairfax, Va./Robinson
	Freddy Bopst	QB	R-So.	6-4	215	Jarrettsville, Md./Boys Latin	65	Doug Leighty	OL	Fr.	6-4	265	Alverton, Pa./Southmoreland
21	Delondo Boyd	DB	Jr.	6-0	195	Indian Head, Md./Henry E. Lackey	11	Kamron Lewis	WR	So.	6-4	195	Fresno, Calif./Edison
75	Michael Boyd	OL	Sr.	6-3	310	Honolulu, Hawaii/Farrington	70	Andrew Lucci	DL	So.	6-2	330	Parma, Ohio/Padua Franciscan
76	Mitchell Boyd	DL	Sr.	6-2	330	Honolulu, Hawaii/Farrington	12	Tyler Magaha	QB	So.	6-2	190	Frederick, Md./Gov. Thomas Jefferson
10	Myles Brooker	WR	R-Sr.	6-0	190	Philadelphia, Pa./Germantown	68	Jimmy Marks	OL	Sr.	6-4	300	Middletown, Pa./Lower Dauphin
6	Ben Bruni	LB	So.	6-0	225	Pittsburgh, Pa./Mt. Lebanon	14	Nicholas Marsilio	QB	Fr.	6-3	205	Harrisburg, Pa./Bishop McDevitt
59	Todd Burger	DL	Fr.	6-3	235	Freehold, N.J./Freehold Boro	44	Shawn McCord	DL	Jr.	6-2	255	Aberdeen, N.J./Red Bank Catholic
80	Zach Campbell	WR	Fr.	5-9	180	Upper Marlboro, Md./Riverdale Baptist	18	Malik McFarlane	DB	Fr.	5-11	175	Cooper City, Fla./Cooper City
93	Hunter Cazin	DL	Fr.	6-2	270	Pittsburgh, Pa./Mt. Lebanon	20	Avery Miliner	RB	Fr.	5-10	187	Clayton, Ohio/Northmont
	Ryan Clifford	P	Fr.	6-2	225	Brockton, Mass./Brockton	4	Jordan Millberry	WR	R-So.	5-7	160	Harrisburg, Pa./Susquehanna Township
96	Sam Coglian	LS	Fr.	5-11	210	Lakeville, Mass./Brockton	26	Robert Miller	DB	R-Sr.	6-2	215	Coral Springs, Fla./Taravella/Florida Atlantic
58	Roger Cooley	OL	Jr.	6-1	250	Germantown, Md./Northwest	9	Wesley Nagaseu	DL	Sr.	6-1	310	Waipahu, Hawaii/Waipahu
25	Glenn Cross	LB	Sr.	5-11	225	Matawan, N.J./Matawan Regional	33	T.J. Orrico	DB	Fr.	5-11	175	Englishtown, N.J./Manalapan
	Anthony Cruz	WR	So.	6-2	180	Dingmans Ferry, Pa./East Stroudsburg North	48	Sean Orsini	LB	So.	6-2	235	Imperial, Pa./West Allegheny
91	Sam Cummings	DL	Fr.	6-1	250	Verona, N.J./Verona	13	Rashawn Pascal	WR	Jr.	6-0	170	Fort Lauderdale, Fla./Fort Lauderdale
43	Jake Curry	DB	Fr.	6-1	195	Freehold, N.J./Freehold Boro	20	Marcus Pickens	LB	Sr.	5-11	235	Oxon Hill, Md./Potomac
83	Sean Davis	TE	Fr.	6-2	245	Bethel Park, Pa./Bethel Park	45	Kobe Pinkney	FB	Fr.	5-11	218	Alexandria, Va./St. Stephen's & St. Agnes
84	Tim Davis	WR	So.	6-2	185	Ebensburg, Pa./Central Cambria	25	Jake Pisula	RB	So.	5-10	185	Alverton, Pa./Southmoreland
98	Zack DeAngelis	K	Fr.	6-0	170	Clyde, N.Y./Clyde-Savannah	8	Jermaine Ponder	DB	Jr.	6-2	160	Rochester, N.Y./Bishop Kearney
24	Dashaun Dixon-Roberts	DB	Sr.	5-11	200	Pittsburgh, Pa./Brasher/Lackawanna C.C.	90	Chad Ray	DL	Fr.	5-11	240	Hummelstown, Pa./Lower Dauphin
9	Andre Dowdell	WR	So.	5-9	180	Syracuse, N.Y./Christian Brothers Academy	28	Nick Rinella	DB	Fr.	5-9	190	Wyndmoor, Pa./La Salle College
7	Zack Drayer	QB	Sr.	6-4	220	Hershey, Pa./Hershey	67	Jesse Rodgers	DL	So.	6-3	300	Lewistown, Pa./Mifflin County
1	Malik Duncan	DB	Jr.	5-10	190	Cleveland, Ohio/Cleveland Central Catholic	41	Anthony Roefaro	LS	So.	6-1	190	Altoona, Pa./Altoona
77	Christian Eubanks	OL	So.	6-5	295	Reynoldsburg, Ohio/Reynoldsburg	46	Zach Rohland	FB	R-So.	6-2	245	Carlisle, Pa./Cumberland Valley
63	Evan Ferguson	OL	Jr.	6-7	315	Sterling, Va./Dominion	34	Raleigh Sirb	RB	Fr.	5-9	190	Harrisburg, Pa./Central Dauphin
55	Mederick Flavius	OL	R-So.	6-4	300	Lauderhill, Fla./Northeast	67	Damian Smith	OL	Sr.	6-0	300	Altoona, Pa./Altoona
13	Martin Foray Jr.	DB	Fr.	5-10	190	Germantown, Md./Northwest	35	Zane Stewart	LB	Jr.	6-1	230	Chambersburg, Pa./Chambersburg
56	Sam Freireich	OL	Sr.	6-4	300	Austin, Texas/Westlake		Jay Stone	WR	Jr.	5-8	170	York, Pa./Central York
40	Marcus Galie	LB	So.	6-1	225	Upper St. Clair, Pa./Upper St. Clair		Lamont Stubbs III	RB	R-Fr.	5-9	195	Mechanicsville, Va./Atlee
97	Louie Gartner	DL	So.	5-10	265	Paramus, N.J./Paramus Catholic	64	Doug Swoboda	OL	Fr.	6-3	320	State College, Pa./State College
12	Lance Geesey	K	R-Sr.	5-10	180	Harrisburg, Pa./Cumberland Valley	69	Brandon Taylor	DL	Sr.	6-0	285	Montclair, N.J./Montclair
57	Austin Gray	DL	Jr.	6-2	285	Egg Harbor Township, N.J./Egg Harbor Township	30	Jared Thompson	DB	Jr.	5-8	175	Clarksburg, Md./Clarksburg
	Dsaun Greenway	WR	So.	6-4	210	Ontario, Canada/Jean Vanier		Kevin Thompson	DB	Sr.	5-10	185	Edison, N.J./Edison
14	Jake Heiple	DB	Fr.	5-11	190	Somerset, Pa./Somerset	42	Gibbs Tinne	LB	Fr.	5-11	206	Burtonsville, Md./Paint Branch
61	Garrett Henry	OL	R-Fr.	6-2	300	Shillington, Pa./Governor Mifflin	87	Matt Valenzuela	TE	R-Jr.	6-4	245	Sterling, Va./Dominion
16	Ra'Shaun Henry	WR	Fr.	6-2	170	Copperas Cove, Texas/Copperas Cove	2	Erik Walker	LB	R-Sr.	6-3	250	Clairton, Pa./Clairton
85	Erick Hernandez	WR	Fr.	6-0	160	Burbank, Calif./Burbroughs	47	Luke Weiss	DL	Jr.	6-2	255	Verona, N.J./Verona
88	Colin Hindle	TE	Jr.	6-4	245	Redondo Beach, Calif./Redondo Union/EI Camino CC	27	Jalen Wells	DB	Jr.	6-1	180	Westerville, Ohio/Thomas Worthington
86	Cyrus Holder	WR	Fr.	6-4	190	Uniondale, N.Y./Milford Academy	7	Jarren Williams	DB	R-Fr.	6-0	185	Lewis Center, Ohio/Olentangy
	Abijah Howell	DB	So.	5-10	170	Coral Springs, Fla./Taravella		Andre Wilson	LB	Jr.	5-11	215	Rochester, N.Y./Bishop Kearney
32	Maurice Hubbard	DB	Jr.	5-9	175	Galloway, N.J./Absegami	31	Alex Woichevovich	FB	Jr.	6-2	240	Macedonia, Ohio/Nordonia
49	Trysten Hunt	LB	So.	5-9	215	Levittown, Pa./Truman	38	Aaron Yasulitis	LB	Fr.	5-11	200	Altoona, Pa./Bishop Guilfoyle
72	Isaac Jackson Jr.	OL	So.	6-6	340	Upper Marlboro, Md./Riverdale Baptist	82	Andrew Zecca	P	So.	6-2	190	Berkeley Heights, N.J./Gov. Livingston
15	Dennis James	WR	So.	6-3	195	Jersey City, N.J./St. Peter's Prep							

#	Name	Pos.	Cl.	Ht.	Wt.	Hometown/High School	#	Name	Pos.	Cl.	Ht.	Wt.	Hometown/High School
	Freddy Bopst	QB	R-So.	6-4	215	Jarrettsville, Md./Boys Latin	62	Anthony Barber	DL	Fr.	6-4	260	Johnstown, Pa./Greater Johnstown
7	Zack Drayer	QB	Sr.	6-4	220	Hershey, Pa./Hershey	53	Jake Beistel	DL	Fr.	6-1	280	Alverton, Pa./Southmoreland
18	Andrew Koester	QB	R-Fr.	6-5	210	Imperial, Pa./West Allegheny	76	Mitchell Boyd	DL	Sr.	6-2	330	Honolulu, Hawaii/Farrington
12	Tyler Magaha	QB	So.	6-2	190	Frederick, Md./Gov. Thomas Jefferson	59	Todd Burger	DL	Fr.	6-3	235	Freehold, N.J./Freehold Boro
14	Nicholas Marsilio	QB	Fr.	6-3	205	Harrisburg, Pa./Bishop McDevitt	93	Hunter Cazin	DL	Fr.	6-2	270	Pittsburgh, Pa./Mt. Lebanon
							91	Sam Cummings	DL	Fr.	5-11	210	Verona, N.J./Verona
2	Marcus Bagley	RB	Jr.	5-11	230	Cleveland Heights, Ohio/Cleveland Heights	97	Louie Gartner	DL	So.	5-10	265	Paramus, N.J./Paramus Catholic
	Byron Johnson	RB	Jr.	5-9	200	Germantown, Md./Northwest	57	Austin Gray	DL	Jr.	6-2	285	Egg Harbor Township, N.J./Egg Harbor Township
23	Jymere Jordan-Toney	RB	So.	5-11	215	Philadelphia, Pa./Franklin	54	Ricardo Johnson	DL	Jr.	6-1	295	Baltimore, Md./Archbishop Curley
20	Avery Miliner	RB	Fr.	5-10	187	Clayton, Ohio/Northmont	99	James-Nii Lartey	DL	Jr.	6-1	310	Bristow, Va./Fork Union Military Academy/Hampton
25	Jake Pisula	RB	So.	5-10	185	Alverton, Pa./Southmoreland	70	Andrew Lucci	DL	So.	6-2	330	Parma, Ohio/Padua Franciscan
34	Raleigh Sirb	RB	Fr.	5-9	190	Harrisburg, Pa./Central Dauphin	44	Shawn McCord	DL	Jr.	6-2	255	Aberdeen, N.J./Red Bank Catholic
	Lamont Stubbs III	RB	R-Fr.	5-9	195	Mechanicsville, Va./Atlee	9	Wesley Nagaseu	DL	Sr.	6-1	310	Waipahu, Hawaii/Waipahu
							90	Chad Ray	DL	Fr.	5-11	240	Hummelstown, Pa./Lower Dauphin
	Adam Baughman	FB	Fr.	5-8	200	Hollidaysburg, Pa./Hollidaysburg	67	Jesse Rodgers	DL	So.	6-3	300	Lewistown, Pa./Mifflin County
45	Kobe Pinkney	FB	Fr.	5-11	218	Alexandria, Va./St. Stephen's & St. Agnes	69	Brandon Taylor	DL	Sr.	6-0	285	Montclair, N.J./Montclair
46	Zach Rohland	FB	R-So.	6-2	245	Carlisle, Pa./Cumberland Valley	47	Luke Weiss	DL	Jr.	6-2	255	Verona, N.J./Verona
31	Alex Woicehovich	FB	Jr.	6-2	240	Macedonia, Ohio/Nordonia							
							36	Calvin Beaty	LB	Fr.	6-0	225	Holmdel, N.J./St. John-Vianney
3	Junior Ajayi	WR	Jr.	5-11	175	Delran, N.J./Holy Cross	6	Ben Bruni	LB	So.	6-0	225	Pittsburgh, Pa./Mt. Lebanon
17	Rodriguez Alexander	WR	R-Jr.	6-0	175	Miramar, Fla./Everglades	25	Glenn Cross	LB	Sr.	5-11	225	Matawan, N.J./Matawan Regional
10	Myles Brooker	WR	R-Sr.	6-0	190	Philadelphia, Pa./Germantown	40	Marcus Galie	LB	So.	6-1	225	Upper St. Clair, Pa./Upper St. Clair
80	Zach Campbell	WR	Fr.	5-9	180	Upper Marlboro, Md./Riverdale Baptist	49	Trysten Hunt	LB	So.	5-9	215	Levittown, Pa./Truman
	Anthony Cruz	WR	So.	6-2	180	Dingmans Ferry, Pa./East Stroudsburg North	5	Solomon Leaeno	LB	Sr.	5-11	245	Kapolei, Hawaii/James Campbell
84	Tim Davis	WR	So.	6-2	185	Ebensburg, Pa./Central Cambria	19	Da'Jon Lee	LB	Fr.	6-2	220	Fairfax, Va./Robinson
9	Andre Dowdell	WR	So.	5-9	180	Syracuse, N.Y./Christian Brothers Academy	48	Sean Orsini	LB	So.	6-2	235	Imperial, Pa./West Allegheny
	Dsaun Greenway	WR	So.	6-4	210	Ontario, Canada/Jean Vanier	20	Marcus Pickens	LB	Sr.	5-11	235	Oxon Hill, Md./Potomac
16	Ra'Shaun Henry	WR	Fr.	6-2	170	Copperas Cove, Texas/Copperas Cove	35	Zane Stewart	LB	Jr.	6-1	230	Chambersburg, Pa./Chambersburg
85	Erick Hernandez	WR	Fr.	6-0	160	Burbank, Calif./Burroughs	42	Gibbs Tinne	LB	Fr.	5-11	206	Burtonsville, Md./Paint Branch
86	Cyrus Holder	WR	Fr.	6-4	190	Uniondale, N.Y./Milford Academy	2	Erik Walker	LB	R-Sr.	6-3	250	Clairton, Pa./Clairton
15	Dennis James	WR	So.	6-3	195	Jersey City, N.J./St. Peter's Prep		Andre Wilson	LB	Jr.	5-11	215	Rochester, N.Y./Bishop Kearney
11	Kamron Lewis	WR	So.	6-4	195	Fresno, Calif./Edison	38	Aaron Yasulitis	LB	Fr.	5-11	200	Altoona, Pa./Bishop Guilfoyle
4	Jordan Millberry	WR	R-So.	5-7	160	Harrisburg, Pa./Susquehanna Township							
13	Rashawn Pascal	WR	Jr.	6-0	170	Fort Lauderdale, Fla./Fort Lauderdale	21	Delondo Boyd	DB	Jr.	6-0	195	Indian Head, Md./Henry E. Lackey
	Jay Stone	WR	Jr.	5-8	170	York, Pa./Central York	43	Jake Curry	DB	Fr.	6-1	195	Freehold, N.J./Freehold Boro
							24	Dashaun Dixon-Roberts	DB	Sr.	5-11	200	Pittsburgh, Pa./Brasher/Lackawanna C.C.
81	Marcus Alston	TE	R-Jr.	6-4	250	Baltimore, Md./Mount St. Joseph	1	Malik Duncan	DB	Jr.	5-10	190	Cleveland, Ohio/Cleveland Central Catholic
83	Sean Davis	TE	Fr.	6-2	245	Bethel Park, Pa./Bethel Park	13	Martin Foray Jr.	DB	Fr.	5-10	190	Germantown, Md./Northwest
88	Colin Hindle	TE	Jr.	6-4	245	Redondo Beach, Calif./Redondo Union/El Camino CC	14	Jake Heiple	DB	Fr.	5-11	190	Somerset, Pa./Somerset
89	Terrell Johnson	TE	Fr.	6-6	225	Burlington, N.C./Cummings		Abijah Howell	DB	So.	5-10	170	Coral Springs, Fla./Taravella
87	Matt Valenzuela	TE	R-Jr.	6-4	245	Sterling, Va./Dominion	32	Maurice Hubbard	DB	Jr.	5-9	175	Galloway, N.J./Absegami
							22	Lorenzo Jerome	DB	Sr.	6-0	195	Sunrise, Fla./J.P. Taravella
52	Michael Ames	OL	So.	6-4	300	Pittsburgh, Pa./Penn Hills	29	Hakeem Kinard	DB	So.	5-10	180	York, Pa./York Catholic
75	Michael Boyd	OL	Sr.	6-3	310	Honolulu, Hawaii/Farrington	18	Malik McFarlane	DB	Fr.	5-11	175	Cooper City, Fla./Cooper City
58	Roger Cooley	OL	Jr.	6-1	250	Germantown, Md./Northwest	26	Robert Miller	DB	R-Sr.	6-2	215	Coral Springs, Fla./Taravella/Florida Atlantic
77	Christian Eubanks	OL	So.	6-5	295	Reynoldsburg, Ohio/Reynoldsburg	33	T.J. Orrico	DB	Fr.	5-11	175	Englishtown, N.J./Manalapan
63	Evan Ferguson	OL	Jr.	6-7	315	Sterling, Va./Dominion	8	Jermaine Ponder	DB	Jr.	6-2	160	Rochester, N.Y./Bishop Kearney
55	Mederick Flavius	OL	R-So.	6-4	300	Lauderhill, Fla./Northeast	28	Nick Rinella	DB	Fr.	5-9	190	Wyndmoor, Pa./La Salle College
56	Sam Freireich	OL	Sr.	6-4	300	Austin, Texas/Westlake	30	Jared Thompson	DB	Jr.	5-8	175	Clarksburg, Md./Clarksburg
61	Garrett Henry	OL	R-Fr.	6-2	300	Shillington, Pa./Governor Mifflin		Kevin Thompson	DB	Sr.	5-10	185	Edison, N.J./Edison
72	Isaac Jackson Jr.	OL	So.	6-6	340	Upper Marlboro, Md./Riverdale Baptist	27	Jalen Wells	DB	Jr.	6-1	180	Westerville, Ohio/Thomas Worthington
65	Doug Leighty	OL	Fr.	6-4	265	Alverton, Pa./Southmoreland	7	Jarren Williams	DB	R-Fr.	6-0	185	Lewis Center, Ohio/Olentangy
68	Jimmy Marks	OL	Sr.	6-4	300	Middletown, Pa./Lower Dauphin							
67	Damian Smith	OL	Fr.	6-0	300	Altoona, Pa./Altoona	39	Eric Bofenkamp	K/P	Jr.	6-0	175	Warren, Ohio/John F. Kennedy
64	Doug Swoboda	OL	Fr.	6-3	320	State College, Pa./State College		Ryan Clifford	P	Fr.	6-2	225	Brockton, Mass./Brockton
							96	Sam Cogliano	LS	Fr.	5-11	210	Lakeville, Mass./Brockton
							98	Zack DeAngelis	K	Fr.	6-0	170	Clyde, N.Y./Clyde-Savannah
							12	Lance Geesey	K	R-Sr.	5-10	180	Harrisburg, Pa./Cumberland Valley
							41	Anthony Roefaro	LS	So.	6-1	190	Altoona, Pa./Altoona
							82	Andrew Zecca	P	So.	6-2	190	Berkeley Heights, N.J./Gov. Livingston

#	Name	Pos.	Cl.	Ht.	Wt.	Hometown/High School	#	Name	Pos.	Cl.	Ht.	Wt.	Hometown/High School
85	Erick Hernandez	WR	Fr.	6-0	160	Burbank, Calif./Burroughs	2	Marcus Bagley	RB	Jr.	5-11	230	Cleveland Heights, Ohio/Cleveland Heights
88	Colin Hindle	TE	Jr.	6-4	245	Redondo Beach, Calif./Redondo Union/El Camino CC	39	Eric Bofenkamp	K/P	Jr.	6-0	175	Warren, Ohio/John F. Kennedy
11	Kamron Lewis	WR	So.	6-4	195	Fresno, Calif./Edison	1	Malik Duncan	DB	Jr.	5-10	190	Cleveland, Ohio/Cleveland Central Catholic
	Dsaun Greenway	WR	So.	6-4	210	Ontario, Canada/Jean Vanier	77	Christian Eubanks	OL	So.	6-5	295	Reynoldsburg, Ohio/Reynoldsburg
17	Rodriguez Alexander	WR	R-Jr.	6-0	175	Miramar, Fla./Everglades	70	Andrew Lucci	DL	So.	6-2	330	Parma, Ohio/Padua Franciscan
55	Mederick Flavius	OL	R-So.	6-4	300	Lauderhill, Fla./Northeast	20	Avery Miliner	RB	Fr.	5-10	187	Clayton, Ohio/Northmont
	Abijah Howell	DB	So.	5-10	170	Coral Springs, Fla./Taravella	27	Jalen Wells	DB	Jr.	6-1	180	Westerville, Ohio/Thomas Worthington
22	Lorenzo Jerome	DB	Sr.	6-0	195	Sunrise, Fla./J.P. Taravella	7	Jarren Williams	DB	R-Fr.	6-0	185	Lewis Center, Ohio/Olentangy
18	Malik McFarlane	DB	Fr.	5-11	175	Cooper City, Fla./Cooper City	31	Alex Woichevovich	FB	Jr.	6-2	240	Macedonia, Ohio/Nordonia
26	Robert Miller	DB	R-Sr.	6-2	215	Coral Springs, Fla./Taravella/Florida Atlantic							
13	Rashawn Pascal	WR	Jr.	6-0	170	Fort Lauderdale, Fla./Fort Lauderdale	52	Michael Ames	OL	So.	6-4	300	Pittsburgh, Pa./Penn Hills
75	Michael Boyd	OL	Sr.	6-3	310	Honolulu, Hawaii/Farrington	62	Anthony Barber	DL	Fr.	6-4	260	Johnstown, Pa./Greater Johnstown
76	Mitchell Boyd	DL	Sr.	6-2	330	Honolulu, Hawaii/Farrington		Adam Baughman	RB	Fr.	5-8	200	Holidaysburg, Pa./Holidaysburg
5	Solomon Leaeno	LB	Sr.	5-11	245	Kapolei, Hawaii/James Campbell	53	Jake Beistel	DL	Fr.	6-1	280	Alverton, Pa./Southmoreland
9	Wesley Nagaseu	DL	Sr.	6-1	310	Waipahu, Hawaii/Waipahu	10	Myles Brooker	WR	R-Sr.	6-0	190	Philadelphia, Pa./Germantown
	Ryan Clifford	P	Fr.	6-2	225	Brockton, Mass./Brockton	6	Ben Bruni	LB	So.	6-0	225	Pittsburgh, Pa./Mt. Lebanon
96	Sam Cogliano	LS	Fr.	5-11	210	Lakeville, Mass./Brockton	93	Hunter Cazin	DL	Fr.	6-2	270	Pittsburgh, Pa./Mt. Lebanon
81	Marcus Alston	TE	R-Jr.	6-4	250	Baltimore, Md./Mount St. Joseph		Anthony Cruz	WR	So.	6-2	180	Dingmans Ferry, Pa./East Stroudsburg North
	Freddy Bopst	QB	R-So.	6-4	215	Jarrettsville, Md./Boys Latin	83	Sean Davis	TE	Fr.	6-2	245	Bethel Park, Pa./Bethel Park
21	Delondo Boyd	DB	Jr.	6-0	195	Indian Head, Md./Henry E. Lackey	84	Tim Davis	WR	So.	6-2	185	Ebensburg, Pa./Central Cambria
80	Zach Campbell	WR	Fr.	5-9	180	Upper Marlboro, Md./Riverdale Baptist	24	Dashaun Dixon-Roberts	DB	Sr.	5-11	200	Pittsburgh, Pa./Brasher/Lackawanna C.C.
58	Roger Cooley	OL	Jr.	6-1	250	Germantown, Md./Northwest	7	Zack Drayer	QB	Sr.	6-4	220	Hershey, Pa./Hershey
13	Martin Foray Jr.	DB	Fr.	5-10	190	Germantown, Md./Northwest	40	Marcus Galie	LB	So.	6-1	225	Upper St. Clair, Pa./Upper St. Clair
72	Isaac Jackson Jr.	OL	So.	6-6	340	Upper Marlboro, Md./Riverdale Baptist	12	Lance Geesey	K	R-Sr.	5-10	180	Harrisburg, Pa./Cumberland Valley
37	Byron Johnson	RB	Jr.	5-9	200	Germantown, Md./Northwest	14	Jake Heiple	DB	Fr.	5-11	190	Somerset, Pa./Somerset
54	Ricardo Johnson	DL	Jr.	6-1	295	Baltimore, Md./Archbishop Curley	61	Garrett Henry	OL	R-Fr.	6-2	300	Shillington, Pa./Governor Mifflin
12	Tyler Magaha	QB	So.	6-2	190	Frederick, Md./Gov. Thomas Jefferson	49	Trysten Hunt	LB	So.	5-9	215	Levittown, Pa./Truman
20	Marcus Pickens	LB	Sr.	5-11	235	Oxon Hill, Md./Potomac	23	Jymere Jordan-Toney	RB	So.	5-11	215	Philadelphia, Pa./Franklin
42	Gibbs Tinne	LB	Fr.	5-11	206	Burtonsville, Md./Paint Branch	29	Hakeem Kinard	DB	So.	5-10	180	York, Pa./York Catholic
30	Jared Thompson	DB	Jr.	5-8	175	Clarksburg, Md./Clarksburg	18	Andrew Koester	QB	R-Fr.	6-5	210	Imperial, Pa./West Allegheny
89	Terell Johnson	TE	Fr.	6-6	225	Burlington, N.C./Cummings	65	Doug Leighty	OL	Fr.	6-4	265	Alverton, Pa./Southmoreland
3	Junior Ajayi	WR	Jr.	5-11	175	Delran, N.J./Holy Cross	68	Jimmy Marks	OL	Sr.	6-4	300	Middletown, Pa./Lower Dauphin
36	Calvin Beaty	LB	Fr.	6-0	225	Holmdel, N.J./St. John-Vianney	14	Nicholas Marsilio	QB	Fr.	6-3	205	Harrisburg, Pa./Bishop McDevitt
59	Todd Burger	DL	Fr.	6-3	235	Freehold, N.J./Freehold Boro	4	Jordan Millberry	WR	R-So.	5-7	160	Harrisburg, Pa./Susquehanna Township
25	Glenn Cross	LB	Sr.	5-11	225	Matawan, N.J./Matawan Regional	48	Sean Orsini	LB	So.	6-2	235	Imperial, Pa./West Allegheny
91	Sam Cummings	DL	Fr.	6-1	250	Verona, N.J./Verona	25	Jake Pisula	RB	So.	5-10	185	Alverton, Pa./Southmoreland
43	Jake Curry	DB	Fr.	6-1	195	Freehold, N.J./Freehold Boro	90	Chad Ray	DL	Fr.	5-11	240	Hummelstown, Pa./Lower Dauphin
97	Louie Gartner	DL	So.	5-10	265	Paramus, N.J./Paramus Catholic	28	Nick Rinella	DB	Fr.	5-9	190	Wyndmoor, Pa./La Salle College
57	Austin Gray	DL	Jr.	6-2	285	Egg Harbor Township, N.J./Egg Harbor Township	67	Jesse Rodgers	DL	So.	6-3	300	Lewistown, Pa./Mifflin County
32	Maurice Hubbard	DB	Jr.	5-9	175	Galloway, N.J./Absegami	41	Anthony Roefaro	LS	So.	6-1	190	Altoona, Pa./Altoona
15	Dennis James	WR	So.	6-3	195	Jersey City, N.J./St. Peter's Prep	46	Zach Rohland	FB	R-So.	6-2	245	Carlisle, Pa./Cumberland Valley
33	T.J. Orrico	DB	Fr.	5-11	175	Englishtown, N.J./Manalapan	34	Raleigh Sirb	RB	Fr.	5-9	190	Harrisburg, Pa./Central Dauphin
69	Brandon Taylor	DL	Sr.	6-0	285	Montclair, N.J./Montclair	67	Damian Smith	OL	Sr.	6-0	300	Altoona, Pa./Altoona
	Kevin Thompson	DB	Sr.	5-10	185	Edison, N.J./Edison	35	Zane Stewart	LB	Jr.	6-1	230	Chambersburg, Pa./Chambersburg
47	Luke Weiss	DL	Jr.	6-2	255	Verona, N.J./Verona		Jay Stone	WR	Jr.	5-8	170	York, Pa./Central York
82	Andrew Zecca	P	So.	6-2	190	Berkeley Heights, N.J./Gov. Livingston	64	Doug Swoboda	OL	Fr.	6-3	320	State College, Pa./State College
98	Zack DeAngelis	K	Fr.	6-0	170	Clyde, N.Y./Clyde-Savannah	2	Erik Walker	LB	R-Sr.	6-3	250	Clairton, Pa./Clairton
9	Andre Dowdell	WR	So.	5-9	180	Syracuse, N.Y./Christian Brothers Academy	38	Aaron Yasulitis	LB	Fr.	5-11	200	Altoona, Pa./Bishop Guilfoyle
86	Cyrus Holder	WR	Fr.	6-4	190	Uniondale, N.Y./Milford Academy	56	Sam Freireich	OL	Sr.	6-4	300	Austin, Texas/Westlake
8	Jermaine Ponder	DB	Jr.	6-2	160	Rochester, N.Y./Bishop Kearney	16	Ra'Shaun Henry	WR	Fr.	6-2	170	Copperas Cove, Texas/Copperas Cove
	Andre Wilson	LB	Jr.	5-11	215	Rochester, N.Y./Bishop Kearney	63	Evan Ferguson	OL	Jr.	6-7	315	Sterling, Va./Dominion
							99	James-Nii Lartey	DL	Jr.	6-1	310	Bristow, Va./Fork Union Military Academy/Hampton
							19	Da'Jon Lee	LB	Fr.	6-2	220	Fairfax, Va./Robinson
							45	Kobe Pinkney	FB	Fr.	5-11	218	Alexandria, Va./St. Stephen's & St. Agnes
								Lamont Stubbs III	RB	R-Fr.	5-9	195	Mechanicsville, Va./Atlee
							87	Matt Valenzuela	TE	R-Jr.	6-4	245	Sterling, Va./Dominion



Numbers by State

38 Pennsylvania
15 New Jersey
13 Maryland
9 Ohio
7 Florida
6 Virginia
5 New York
4 Hawaii
3 California
2 Massachusetts
2 Texas
1 Canada
1 Delaware
1 Georgia
1 North Carolina
1 Washington D.C.
1 West Virginia

The Red Flash returns six starters on offense, including its entire offensive line, for the 2016 campaign. SFU ranked second in the NEC and 49th in the FCS, averaging 28.2 points per game.

Saint Francis also averaged 361.7 total yards, with 158.7 coming on the ground to place second in the NEC. SFU averaged 203 passing yards per contest.

SFU was one of the top offenses in the Red Zone in 2015, ranking second in the FCS by converting 37-of-40 chances (92.5 percent), including 24 touchdowns. The Flash also ranked sixth in the nation in fourth down conversions, going five-for-seven (71.4 percent).

The Red Flash scored at least 20 points in 10 of 11 games and every NEC game. SFU topped the 40-point mark in four games and has nine games with 40+ points since 2012.

QUARTERBACK

After improving each of the last two seasons, Zack Drayer enters his third year as a major part of the Saint Francis offense. With all seven NEC teams returning its starting quarterback, Drayer will be an important piece to the Red Flash competing for the conference title.

Drayer completed 61 percent of his passes last season for 1,977 yards, 15 touchdowns and nine interceptions. He led the NEC in passing efficiency at 140.4, which was also 30th in the FCS. He also rushed for three touchdowns.

The Hershey native had 200 yards or more in six games, including five conference games, after only having two 200-yard games in 2014. He also had six games last season with two or more touchdown passes.

Drayer's 1,977 yards were the fifth-most in a single season in program history and he is just 285 yards away from moving into fifth in career passing yards at SFU.

Freshman Andrew Koester will serve as Drayer's primary backup after redshirting last season. Sophomores Freddy Bopst and Tyler Magaha and freshman Nick Marsilio round out the group.

RUNNING BACK

Another key piece to the Red Flash backfield is junior running back Marcus Bagley. Following the graduation of Khairi Dickson, the 5-foot-11, 230-pound Bagley takes over as the starter after seeing significant playing time as the primary backup the last two seasons.

He ran for 626 yards and two touchdowns on 113 carries in 2015, averaging 5.5 yards per touch. Bagley had three games over 100 yards rushing. He added eight catches for 166 yards.

Junior Byron Johnson had four carries last year, totaling seven yards. Though the stats did not count, he ran for three touchdowns against University of Faith. Johnson had an impressive performance in the Red Flash Spring Game, running for a game-high 104 yards on seven carries, including a 65-yard carry.

Sophomores Jymere Jordan-Toney and Jake Pisula, redshirt freshman Lamont Stubbs II and freshmen Avery Miliner and Raleigh Sirb are also members of the running back rotation.

Junior Alex Woicehovich and redshirt sophomore Zachary Rohland return at fullback. Freshmen Adam Baughman and Kobe Pinkney are also in the mix at fullback.

WIDE RECEIVER

Saint Francis will need to find production at receiver after the graduation of Anthony Abeid, Daniel Adams and First Team All-NEC honoree Terell Smith.

Sophomore Kameron Lewis appeared in nine games last season, including three starts. Lewis hauled in 11 catches for 107 yards, including four receptions against Robert Morris. In the spring game, Lewis caught five passes for 105 yards, including a 59-yard score.

Junior Ajayi caught three passes for 21 yards last season, while senior Myles Brooker had an eight-yard reception. Ajayi had a 61-yard catch in the spring game.

The receiver group also includes juniors Rodriguez Alexander II, Rashawn Pascal and Jay Stone, sophomores Anthony Cruz, Tim Davis, Andre Dowdell, Dsaun Greenway, Dennis James and Jordan Millberry, as well freshmen Zach Campbell, Ra'Shaun Henry, Erick Hernandez and Cyrus Holder.

TIGHT END

Senior Matt Valenzuela and redshirt junior Marcus Alston return at tight end. JUCO transfer Colin Hindle and freshmen Sean Davis and Terell Johnson also join the group.

Valenzuela made three receptions last season, totaling 19 yards and a touchdown. He caught a six-yard touchdown pass against Robert Morris. Valenzuela also had an eight-yard touchdown grab in the spring game. Alston appeared in one game last year.

OFFENSIVE LINE

One of the deepest position groups for Saint Francis is the offensive line. The Red Flash returns all five starters from last year as well as three others that saw playing time.

Left tackle Samuel Freireich, right tackle Evan Ferguson and senior Jimmy Marks started all 11 games last season. Guards Mederick Flavius and Christian Eubanks made 10 and eight starts, respectively. Marks earned First Team All-NEC accolades, while Eubanks and Freireich were named to the Second Team.

Sophomore Mike Ames played in all 11 games, seeing time at guard. Sophomore Isaac Jackson, Jr. appeared in three games, while senior Michael Boyd saw time in four contests.

Freshmen Anthony Barber, Todd Burger, Doug Leighty and Doug Swoboda, redshirt freshmen Garrett Henry and Andrew Sledzinski, junior Roger Cooley and senior Damian Smith round out the offensive line group.



Junior Marcus Bagley takes over as starting running back

Saint Francis welcomes back eight starters on defense, including three linemen, two linebackers and three defensive backs. The Red Flash also returns its starting kicker, punter, kick returner and punt returner.

SFU boasted one of the top defensive units in the FCS last season. The Red Flash allowed only 20.9 points per game, ranking second in the NEC and 25th in the nation. SFU held its opponents to 20 or less points in seven of 11 contests last season.

Saint Francis was 17th in the FCS, giving up only 309.3 total yards and eighth in the FCS, allowing just 163 passing yards per contest.

DEFENSIVE LINE

Senior Wesley Nagaseu and junior Luke Weiss anchor the defensive line after starting all 11 games last season.

Nagaseu, a Second Team All-NEC selection, made a smooth transition to nose tackle last year. He led the defensive line with 37 tackles, including 19 solo, eight for loss and four sacks. He also forced a fumble.

Weiss started at defensive end and totaled 18 tackles, including five solo and one for loss. He also recovered a fumble.

Sophomore Louie Gartner could have a bigger role on the line this year after making 25 stops, including 15 solo and 5.5 for loss. He also had four sacks and forced a fumble on his way to three NEC Rookie of the Week awards.

Senior Mitchell Boyd, junior Austin Gray and senior Brandon Taylor each had two tackles last season.

Rounding out the defensive line group are juniors Ricardo Johnson, James-Nii Lartey and Shawn McCord, sophomores Andrew Lucci and Jesse Rodgers, and freshmen Jake Beistel, Hunter Cazin, Sam Cummings and Chad Ray.

LINEBACKER

In the Red Flash's 3-4 defense, the linebacker group is very important. Seniors Solomon Leaeno and Marcus Pickens were key members of the starting group last season.

Leaeno, an inside linebacker, finished second on the team last season with 61 tackles, including 31 solo stops, a team-best 12.5 tackles for loss and four sacks.

Pickens added 23 tackles, with 19 solo and 2.5 for loss, from his outside linebacker spot.

Erik Walker's transition from defensive end to linebacker will help the group on the outside. He made 35 stops last season, with 22 solo, eight for loss and four sacks.

Sophomores Ben Bruni and Sean Orsini also saw significant playing time last season. Orsini recorded 26 tackles, with 10 solo, 2.5 for loss and a sack. He also had a 34-yard interception return for a touchdown in the win over East Tennessee State. Bruni made 23 stops, with 12 solo, 1.5 for loss and a sack. Bruni also recovered a fumble.

Senior Glenn Cross, junior Zane Stewart and sophomore Marcus Galie contributed on special teams last season with appearances in seven, 10 and eight games, respectively. Juniors Marc Rodriguez and Andre Wilson, sophomore Trysten Hunt and freshmen Calvin Beaty, Da'Jon Lee, Gibbs Tinne and Aaron Yasulitis are also in the mix.



Junior Malik Duncan moves into the top cornerback spot.

SECONDARY

Three starters return to the SFU secondary in 2016. First Team All-NEC safety Lorenzo Jerome leads the unit along with junior safety Delondo Boyd and junior cornerback Malik Duncan.

Jerome ranked third on the SFU defense with 58 tackles last year, including 33 solo, 5.5 for loss and 2.5 sacks. He tied for the team-lead with three interceptions, totaling 115 return yards. Jerome also broke up seven passes.

Boyd was right behind Jerome with 49 stops, including 33 solo and three for loss. He tied Jerome with three interceptions, including two picks, with a 35-yard pick-six, vs. Georgetown. Boyd broke up two passes and forced a fumble.

With the graduation of First Team All-NEC corner DaQuan Minter, the Cleveland native, Duncan, will move up to the top corner spot. He made 27 tackles last year and added an interception and seven pass breakups.

Juniors Robert Miller and Jalen Wells also saw time in the secondary last year. Miller appeared in nine games with 15 tackles, including eight solo and an interception, which he returned 40 yards for a touchdown at ETSU. Wells appeared in eight games, including four starts. He recorded 18 tackles, with 14 solo, and broke up two passes.

Senior Dashaun Dixon-Roberts saw time on special teams, with four tackles last season.

The secondary also includes senior Kevin Thompson, juniors Maurice Hubbard, Jermaine Ponder and Jared Thompson, sophomores Abijah Howell, Hakeem Kinard and Noah Tepsic, redshirt freshman Jarren Williams and freshmen Jake Curry, Martin Foray Jr., Jake Heiple, Malik McFarlane, T.J. Orrico and Nick Rinella.

SPECIAL TEAMS

Geesey led the FCS in field goal percentage, converting 16-of-17 attempts (94 percent). He also finished fifth in field goals made per game, with 1.6, and led the NEC in field goals made and points, with 76. He is one make behind Sacred Heart's Chris Rogers' NEC career mark of 46.

Jerome led the FCS in kick return average, with 31.2 yards per return, and totaled 531 yards on 17 returns. Jerome returned two kickoffs for touchdowns, including a school-record 99-yard return against Towson. Including punt and interception returns, he totaled 747 all-purpose yards.

Senior Zack Drayer and sophomore Andrew Zecca both return after splitting the punting duties last year. Drayer averaged 34.9 yards per punt, while Zecca averaged 37.6. Geesey also had seven punt attempts for an average of 37.14 yards.

Junior kicker Eric Bofenkamp and long snapper Anthony Roefaro and freshmen long snapper Sam Cogliano, punter Ryan Clifford and kicker Zack DeAngelis round out the specialists.



Junior Ajayi Wide Receiver

5-11 • 175 • Junior
Delran, N.J. • Holy Cross

3

SOPHOMORE (2015) – Appeared in six games this season, seeing action on offense and special teams... Caught three catches for 21 yards on offense and added three tackles on special teams... All three catches came in the 58-9 win over East Tennessee State... Two tackles vs. Georgetown and one at Towson.

FRESHMAN (2014) – Did not appear in a game for SFU.

BEFORE SFU - Ajayi is a two-time first-team all-conference selection, totaling 61 catches for 898 yards and five touchdowns in his final two high school campaigns ... As a senior, he was a Second Team All-Burlington County selection.

Career Statistics

Receiving	G	Rec	Yds	TD	Lg	Avg/G
2014	-	-	-	-	-	-
2015	5	3	21	-	9	4.2
Total	5	3	21	-	9	4.2



Rodriguez Alexander II Wide Receiver

6-0 • 175 • Redshirt Junior
Miramar, Fla. • Everglades

17

REDSHIRT SOPHOMORE (2015) – Redshirted due to injury.

SOPHOMORE (2014) – Did not appear in a game for SFU.

FRESHMAN (2013) – Did not see any action.

BEFORE SFU - Posted 17 receptions for 456 yards with five touchdown catches and two kickoff returns for touchdowns during his senior year ... selected to the North South Broward All-Star game as a senior while being selected second team All-Broward.



Marcus Alston Tight End

6-4 • 250 • Redshirt Junior
Baltimore, Md. • Mount St. Joseph

81

REDSHIRT SOPHOMORE (2015) – Appeared in one game this season, playing against the University of Faith. Though the stats did not count, made one catch for six yards.

SOPHOMORE (2014) - Redshirted.

FRESHMAN (2013) - Did not see any action for SFU.

BEFORE SFU - Prior to a foot injury that sidelined him the majority of his senior year, Alston recorded 11 catches for 108 yards and snagged two touchdowns ... selected to the Big 33 All-Star game ... accumulated 49 receptions for 497 yards and four touchdowns his junior season ... selected as an All-Conference, All-Metro, Private School All-State and Baltimore Touchdown Club Super 22 performer... selected to the 2011 Maryland Crab Bowl.



Michael Ames Offensive Line

6-4 • 300 • Sophomore
Pittsburgh, Pa. • Penn Hills

52

FRESHMAN (2015) – Played in 11 games, including a start at guard against Youngstown State... Helped the Red Flash to rank second in the league in scoring offense (28.2 points) and rushing yards (158.7) per game. Helped Khairi Dickson to rush for over 1,000 yards and helped protect Zack Drayer to throw for 1,977 yards and 15 touchdowns.

BEFORE SFU - Ames is a three-year varsity Defensive Line starter at Penn Hills High School ... Made Second Team All-Conference his junior year and First Team All-Conference as a guard his senior year ... Was also a Big 33 selection.



Marcus Bagley
Running Back

5-11 • 230 • Junior
Cleveland, Ohio • Cleveland Heights

2


SOPHOMORE (2015) – Played in all 11 games this season, splitting time at running back with Khairi Dickson... Gained 626 yards on 113 carries, including two touchdowns. Averaged 62.6 yards per game and 5.5 yards per carry. Ranked fifth in the NEC and 93rd in the FCS in yards per game... Added eight catches for 66 yards. Career-high 147 yards on 19 carries in the season opening win vs. Georgetown... Had 66 yards on 24 carries at Youngstown State... Two weeks later, had 46 yards, including a two-yard touchdown run, at East Tennessee State... Hit the century mark for the second time with 126 yards on 12 carries vs. Wagner, including a five-yard touchdown run. Had a season-long 53-yard carry in that game and added a catch for 14 yards... Recorded 60 yards rushing and 22 yards receiving vs. Sacred Heart and added two catches for 30 yards a week later at Central Connecticut State... Went over 100 yards for the third time of the year with 113 yards and 14 carries in the win vs. Robert Morris, including a 41-yard rush.

FRESHMAN (2014) – Played in all 11 games for Saint Francis ... NEC Offensive Rookie of the Year ... CFPA National Freshman Performer of the Year Watchlist ... NEC Rookie of the Week (11/17) ... Rushed for 421 on 76 carries scoring seven touchdowns.

BEFORE SFU – Bagley rushed for 1,375 yards and 22 touchdowns while starring at Cleveland Heights High School for head coach Jeff Rotsky ... Was named his league's Most Valuable Player and was an all-district first team selection ... A three-star Rivals.com recruit, he was a member of the All-Northeast Ohio Football Team and was an All-Ohio Honorable Mention.

Career Statistics

Rushing	G	Att	Yds	TD	Lg	Avg/G
2014	11	76	472	7	38	38.8
2015	10	113	626	2	53	62.6
Total	21	189	1098	9	53	52.3



Eric Bofenkamp
Kicker/Punter

6-0 • 175 • Junior
Warren, Ohio • John F. Kennedy

39

SOPHOMORE (2015) – Did not see any action this season.

FRESHMAN (2014) – Did not appear in a game for SFU.

BEFORE SFU – Bofenkamp is an All-Ohio selection and was picked to the First-Team Northeast Ohio Inland District ... A preseason first-team all-state selection, he was a two-time special teams player of the year while making 16 career field goals and 93 career extra points.




Freddy Bopst
Quarterback

6-4 • 215 • Redshirt Sophomore
Jarrettsville, Md. • Boys Latin

REDSHIRT FRESHMAN (2015) – Did not see any action this season.

FRESHMAN (2014) – Redshirted.

BEFORE SFU – Bopst was a 2013 Maryland Crab Bowl Team selection and captain ... As a senior, he completed 68 percent of his passes for 1,974 yards and 16 touchdowns ... Rushed for 101 yards and three more touchdowns.



Delondo Boyd
Defensive Back

6-0 • 195 • Junior
Indian Head, Md. • Henry E. Lackey

21

SOPHOMORE (2015) – CFPA Defensive Back of the Year Award Midseason Watch List... Started all 11 games this season at safety... Tied for the team lead with three interceptions... Ranked fourth on the team with 49 tackles, including 33 solo. Also had three tackles for loss, a forced fumble and two pass breakups... Had two interceptions, including a 35-yard pick-six, in the season-opening win against Georgetown. Also had four tackles and a pass breakup against the Hoyas... Contributed five stops, including 1.5 for loss, at Towson... Had six tackles each against Youngstown State and East Tennessee State before setting his season-high of eight against Wagner... Recorded three tackles, including 1.5 for loss, and an interception at Bryant... Added five tackles, with three solo, in the victory vs. Sacred Heart... Had two tackles, a pass breakup and a forced fumble in the win at Central Connecticut State... Ended the season with five-tackle performances against Robert Morris and Duquesne.

FRESHMAN (2014) – Started in all 11 games for Saint Francis ... NEC Rookie of the Week (10/27) ... 21 tackles, 2.5 sacks on the season ... Recorded five tackles against Duquesne.

BEFORE SFU – Boyd was a first-team all-state selection at linebacker at both the Class AAAA and Class AAA levels at Lackey High ... An all-county and all-conference selection on both sides of the ball, starring at wide receiver as well as linebacker ... A Crab Bowl selection, Boyd had nine tackles, four tackles for loss, an interception and a touchdown.

Career Statistics

Tackles	G	Solo	Asst	Total	INT	PBU
2014	11	13	8	21	0	2
2015	10	33	16	49	3	2
Total	21	46	24	70	3	4



Michael Boyd
Offensive Line

6-3 • 310 • Senior
Honolulu, Hawaii • Farrington

75

JUNIOR (2015) – Appeared in four games this season, playing on the offensive line... Played in games against Georgetown, University of Faith, East Tennessee State and Wagner.

SOPHOMORE (2014) - Did not appear in any games for Saint Francis during sophomore season.

FRESHMAN (2013) - Saw action in six games during freshman season, all of them starts ... Helped lead the offense to third overall in rushing in the Northeast Conference at 167.5 yards per game ... SFU's running back, Kyle Harbridge finished the season ranked second in the country in rushing yards per game.

BEFORE SFU - Boyd joins the Red Flash from Farrington High School in Honolulu, Hawaii where he played for Randall Okimoto ... Guided the Governors to a record of 10-3 ... Played offensive line for the Governors with significant time playing center.



Mitchell Boyd
Defensive Line

6-2 • 330 • Senior
Honolulu, Hawaii • Farrington

76

JUNIOR (2015) – Appeared in four games this season, playing on the defensive line... Played in games against Towson, Youngstown State, University of Faith and Wagner... Made one solo tackle at Towson... Recorded one solo tackle at Youngstown State.

SOPHOMORE (2014) - Did not appear in any games for Saint Francis during sophomore season.

FRESHMAN (2013) - Appeared in five games during the 2013 season ... Helped lead the offense to third overall in rushing in the Northeast Conference at 167.5 yards per game ... SFU's running back, Kyle Harbridge finished the season ranked second in the country in rushing yards per game.

BEFORE SFU - Boyd joins the Red Flash from Farrington High School in Honolulu, Hawaii where the set of twin brothers played for Randall Okimoto ... Guided the Governors to a record of 10-3 ... Played offensive line for the Governors with significant time playing guard ... Boyd earned the Excellence in Leadership Award at the Junior Rank Hawaii Diamond Flight Camp.



Myles Brooker
Wide Receiver

6-0 • 190 • Redshirt Senior
Philadelphia, Pa. • Germantown

10

REDSHIRT JUNIOR (2015) – Appeared in six games this season, playing on offense and special teams... Had one catch for eight yards in the season opener vs. Georgetown... Played in games against Towson, ETSU, Bryant and Sacred Heart... Though the stats did not count, had one catch for nine yards against the University of Faith.

REDSHIRT SOPHOMORE (2014) - Played in two games for SFU ... Recorded one catch for 20 yards.

SOPHOMORE (2013) - Did not see any varsity action during sophomore season.

FRESHMAN (2012) - Redshirted.

BEFORE SFU - A two-way player as wide receiver and defensive back at Germantown High School, where he played under head coach Michael Hawkins ... Finished his career as the all-time leading receiver at Germantown.



Ben Bruni
Linebacker

6-0 • 225 • Sophomore
Pittsburgh, Pa. • Mt. Lebanon

6

FRESHMAN (2015) – Played in 11 games, seeing time on defense and special teams... Totaled 23 tackles, including 12 solo, 1.5 for loss and a sack. Also had a fumble recovery and two pass breakups... Had three tackles in the season opener vs. Georgetown... Recorded two tackles, including a sack at Towson... He added three tackles and a fumble recovery vs. Youngstown State... Also had three tackles, including half a tackle for loss in the win at ETSU... Had one stop at Wagner, two at Robert Morris and four at Bryant... Recorded season-high five tackles, including three solo, vs. Sacred Heart.

BEFORE SFU - Bruni, an Inside/Outside Linebacker, Long-Snapper and Halfback from Mt. Lebanon High School, has career highs of 202 tackles, 11 sacks, 36 tackles for loss, 13 forced fumbles, one interception, and one fumble recovery ... During his senior season, Bruni had 10 starts with 96 tackles, 16 tackles for loss, four sacks, and seven forced fumbles ... Received First Team All-Conference and Second Team AAAA All-State, along with Mt. Lebanon Football Team MVP and Mt. Lebanon Football Player of the Year.

Career Statistics

Tackles	G	Solo	Asst	Total	TFL	Sacks
2015	10	12	11	23	1.5	1
Total	10	12	11	23	1.5	1



Roger Cooley
Offensive Line


6-1 • 250 • Junior
Germantown, Md. • Northwest

58

SOPHOMORE (2015) – Appeared in one game this season, at Towson.

FRESHMAN (2014) - Did not appear in any games for Saint Francis U during freshman season.

BEFORE SFU- Played at Northwest High School in Germantown, Md. for head coach Mike Neubeiser... Helped the Jaguars to an 8-4 mark his senior season.




Anthony Cruz
Wide Receiver

6-2 • 180 • Sophomore
Dingmans Ferry, Pa. • East Stroudsburg

FRESHMAN (2015) – Saw action against University of Faith, but did not record any stats.

BEFORE SFU - Played at East Stroudsburg North high school for head coach Chuck Dailey... Played running back, receiver and cornerback for the Timberwolves... Rushed for 700 yards and eight touchdowns as a senior, while averaging 8.2 yards per carry. Also had three catches for 50 yards. Recorded an interception on defense.



Glenn Cross
Linebacker

5-11 • 225 • Senior
Matawan, N.J. • Matawan Regional


25

JUNIOR (2015) – Played in seven games this season, seeing time on defense and special teams... Appeared in games against Georgetown, Towson, University of Faith, East Tennessee State, Bryant, Sacred Heart, Central Connecticut State and Duquesne... Had one solo tackle in the win vs. Georgetown... Recorded another solo tackle at Towson.

SOPHOMORE (2014) – Did not appear in a game for SFU.

FRESHMAN (2013) - Did not see any varsity action during freshman season.

BEFORE SFU- Played at Matawan Regional High School for head coach John Kaye... Helped the Huskies to a 5-4 mark his senior year... Also wrestled at Matawan Regional.



Tim Davis
Wide Receiver

6-2 • 185 • Sophomore
Ebensburg, Pa. • Central Cambria

84

FRESHMAN (2015) – Did not see any action this season.

BEFORE SFU- Played two years at Central Cambria High School for head coach William Corrente... As a senior, caught 62 passes for 1,034 yards and 12 touchdowns, averaging 16.7 yards per reception... Caught 16 passes for 200 yards and a score as a junior... Also played on defense as a defensive back, recording 36 tackles and two interceptions as a senior... Also played baseball.



Dashaun Dixon-Roberts Defensive Back

5-11 • 200 • Senior
Pittsburgh, Pa. • Brasher •
Lackawanna CC

24

JUNIOR (2015) – Played in nine games this year, seeing time on defense and special teams... Had one solo tackle in the win at East Tennessee State... Recorded one solo tackle vs. Wagner and another solo tackle at Bryant... Added an assisted tackle at Central Connecticut State... Also appeared in games against Youngstown State, Sacred Heart, Robert Morris and Duquesne... Though the stats did not count, had a tackle and interception vs. University of Faith.

BEFORE SFU - Played two years at Lackawanna C.C. in Scranton, Pa.




Andre Dowdell Wide Receiver

5-9 • 180 • Sophomore
Syracuse, N.Y. • Christian
Brothers Academy

9

FRESHMAN (2015) – Did not see any action this season.

BEFORE SFU- Played four years at Christian Brothers Academy for head coach Joe Casamento... The team won 34 games while Dowdell was there.



Zack Drayer Quarterback/Punter

6-4 • 220 • Senior
Hershey, Pa. • Hershey

7

JUNIOR (2015) – Started all 11 games this season at quarterback... Completed 60.8 percent of his passes for 1,977 yards, 15 touchdowns and nine interceptions... Led the NEC in passing efficiency at 140.4, which also ranked 30th in the FCS... Also ran for three touchdowns... Had six games this season over 200 yards passing after only two games in 2014. Threw for over 200 yards in five of six conference games... Also handled the punting duties, averaging 35 yards on 30 punt attempts, placing three inside the 50... In the season-opening win, threw for 239 yards, two touchdowns and two interceptions while completing a career-high 23 passes out of 33 attempts... Completed 64 percent of his passes for 168 yards and two touchdowns at Towson... Hit on 1-of-12 attempts for 10 yards at Youngstown State... Bounced back at East Tennessee State with 175 yards, a touchdown and an interception, completing 13-of-17 attempts. Added a seven-yard touchdown run... Career-high 292 yards, with three touchdowns, completing 16-of-28 passes in the win over Wagner... Set another career high with 38 pass attempts the next week at Bryant, completing 22 for 259 yards and a score... Completed 65 percent of his throws in the win vs. Sacred Heart, with 291 yards, two touchdowns and an interception. Connected with Terrell Smith on a school-record 98-yard touchdown pass... At Central Connecticut State, Drayer completed 21-of-34 attempts for 220 yards in the victory... Accounted for three touchdowns vs. Robert Morris with two passing touchdowns and scored on a two-yard rush. Threw for 116 yards and two interceptions against the Colonials... In the season finale at Duquesne, completed 12-of-21 passes for 207 yards, two touchdowns and three interceptions. Also scored on a one-yard sneak.

SOPHOMORE (2014) – Played in all 11 games for Saint Francis ... All-NEC First Team (Punter) ... Lead the team in passing with 1455 yards ... Threw for 15 touchdowns ... Completed 57 percent of his passes ... averaged 132 passing yards per game ... Three touchdowns vs. No. 22 Sacred Heart (10/25/14) ... Season high in touchdowns (4) and passing yards (286) against Wagner (10/11/14).

FRESHMAN (2013) - Played in all 11 games during the 2013 season ... Recorded 77 punts for a total 2,907 yards ... Recorded 10 punts in a game twice during the season, at James Madison (9/14) and against Wagner (11/6) ... Completed a pass for a touchdown against Sacred Heart (10/26).

BEFORE SFU - Led the Trojans to a 6-5 overall record ... threw for 1,684 yards and 14 touchdowns his senior season ... ran the ball for over 600 yards and 13 touchdowns.

Career Statistics

Passing	G	Comp	Att	Yds	TD	INT
2013	11	1	2	5	1	0
2014	11	112	195	1455	15	8
2015	10	152	250	1977	15	9
Total	32	265	447	3437	31	17
Rushing	G	Att	Yds	TD	Long	Avg/G
2013	11	6	20	0	13	1.8
2014	11	47	21	2	18	1.9
2015	10	69	-26	3	27	-2.6
Total	32	122	15	5	27	0.5
Punting	G	Punts	Yds	Avg	Long	I20
2013	11	77	2907	37.75	51	21
2014	11	53	2004	37.81	54	2
2015	10	30	1047	34.90	49	10
Total	32	160	5958	37.24	54	33



Malik Duncan
Defensive Back

5-10 • 190 • Junior
Cleveland Ohio • Cleveland
Central Catholic

1

SOPHOMORE (2015) – Started all 11 games this season at cornerback... Recorded 27 tackles, including 19 solo, seven pass breakups and an interception... Had two tackles, a pass breakup and an interception in the win over Robert Morris... Season-high five tackles against Youngstown State and Duquesne. Also broke up two passes at YSU... Had four tackles and a pass breakup against Towson and Bryant... Recorded three tackles and a pass breakup in the victory against Wagner... Had a tackle and a pass breakup vs. Georgetown... Had one stop each against East Tennessee State, Sacred Heart and Central Connecticut State.

FRESHMAN (2014) – Played in all 11 games for Saint Francis ... Recorded 21 tackles and 10 solo ... Notched eight tackles versus James Madison ... Had two or more tackles in six of the 11 games played in.

BEFORE SFU - Duncan was a second-team all-conference selection at Cleveland Central Catholic for head coach John Lundy ... Did not give up a touchdown from his cornerback position all season while recording 73 tackles, an interception and 24 passes defended.

Career Statistics

Tackles	G	Solo	Asst	Total	INT	PBU
2014	11	10	11	21	1	4
2015	10	19	8	27	1	7
Total	21	29	19	48	2	11



Christian Eubanks
Offensive Line

6-5 • 295 • Sophomore
Reynoldsburg, Ohio •
Reynoldsburg

77

FRESHMAN (2015) – Earned Second Team All-NEC honors after appearing in nine games, including eight starts... Helped the Red Flash to rank second in the league in scoring offense (28.2 points) and rushing yards (158.7) per game. Helped Khairi Dickson to rush for over 1,000 yards and helped protect Zack Drayer to throw for 1,977 yards and 15 touchdowns.

BEFORE SFU - An Offensive Lineman from Reynoldsburg High School, Eubanks was All-Conference and an All-Conference Scholar-Athlete in both football and wrestling.



Evan Ferguson
Offensive Line

6-7 • 315 • Junior
Sterling, Va. • Dominion

63

SOPHOMORE (2015) – Started all 11 games this season at right tackle... Helped the SFU offense to average 28.2 points per game, ranking second in the NEC. Also helped the Red Flash to rank second in the league in rushing offense, averaging 158.7 yards. Aided Khairi Dickson to rush for over 1,000 yards for the second straight season. Helped to protect Zack Drayer to help him throw for 1,977 yards and 15 touchdowns.

FRESHMAN (2014) - Did not appear in any games for Saint Francis U during freshman season.

BEFORE SFU - Ferguson is a first team all-state offensive lineman, also garnering all-conference and all-region selections ... A three-year starter and a team captain while also lettering for four years in basketball and one year in track and field ... was a two-year starter for the school's basketball team.



Mederick Flavius
Offensive Line

6-4 • 300 • Redshirt Sophomore
Lauderhill, Fla. • Northeast

55

REDSHIRT FRESHMAN (2015) – Played in all 11 games, starting 10 at guard... Helped the Red Flash to rank second in the NEC, averaging 28.2 points and 158.7 rushing yards per game. Also helped Khairi Dickson to rush for over 1,000 yards for a second straight year. Helped to protect Zack Drayer to help him throw for 1,977 yards and 15 touchdowns.

FRESHMAN (2014) - Redshirted.

BEFORE SFU - A team captain at Northeast High School in Florida, Flavius started in the BCAA North vs. South All-Star Game and was a selection to the Dade vs. Broward counties all-star game ... He also started in the Dade vs. Florida All-Star Game featuring the top players from the state of Florida ... Flavius finished his senior year with 23 pancake blocks while making 45 tackles on defense with 14 tackles for loss and six sacks ... He graduated in the top 15 percent of his class with a 3.9 weighted GPA.



Samuel Freireich Offensive Line

6-4 • 300 • Senior
Austin, Texas • Westlake
(Blinn College)

56

JUNIOR (2015) – Second Team All-NEC selection after starting all 11 games at left tackle... Helped the Red Flash to rank second in the NEC, averaging 28.2 points and 158.7 rushing yards per game. Also helped Khairi Dickson to rush for over 1,000 yards for a second straight year. Helped to protect Zack Drayer to help him throw for 1,977 yards and 15 touchdowns.

BEFORE SFU - A transfer student from Blinn College, Freireich started all 10 games as a freshman and all nine games as a sophomore at Tackle ... Also started while playing at Westlake High School in Austin, Texas and at Southeast Prep Academy in Houston, Texas.



Marcus Galie Linebacker

6-1 • 225 • Sophomore
Upper St. Clair, Pa. • Upper St.
Clair

40

FRESHMAN (2015) – Played in nine games, seeing time on defense and special teams... Recorded a solo tackle at Youngstown State. Had a return on a short kickoff at YSU... Though the stats did not count, led the team with eight tackles, including two for loss, vs. University of Faith.

BEFORE SFU, Galie, head captain of the Upper St. Clair High School, lead the team with 11 touchdowns and was second on the team with 60 tackles ... Also had 403 rushing yards and 186 receiving yards ... Received multiple awards such as 1st team All Conference Linebacker, Team MVP and the Heart of a Champion Award.



Louie Gartner Defensive Line

5-10 • 265 • Sophomore
Paramus, N.J. • Paramus

97

FRESHMAN (2015) – A three-time NEC Rookie of the Week, Gartner played in all 11 games... Totaled 25 tackles, including 15 solo, 5.5 for loss and four sacks. Also forced a fumble and broke up a pass... Best performance of the year came at East Tennessee State, where he recorded 3.5 tackles for loss, two sacks and a forced fumble, which helped him earn NEC Rookie of the Week honors... Gartner recorded five tackles each vs. Youngstown State and Robert Morris. Picked up NEC Rookie of the Week accolades for his efforts vs. RMU... Had two tackles, including a sack, in the win at Central Connecticut State... Also had two tackles, with a sack, against Wagner to again earn NEC Rookie of the Week... Added three tackles at Towson, two vs. Sacred Heart and one each vs. Bryant and Duquesne. Also had a pass breakup at the line against the Dukes.

BEFORE SFU- Played three years at Paramus Catholic High School for head coach Chris Partridge... Helped the Paladins to a 10-2 mark his senior year... Made 58 tackles, including nine for loss and 4.5 sacks in 2014.

Career Statistics

Tackles	G	Solo	Asst	Total	TFL	Sacks
2015	10	12	11	23	1.5	1
Total	10	12	11	23	1.5	1



Senior kicker Lance Geesey was the CFPA Placekicker of the Year in 2015 and led the FCS in field goal percentage.



Lance Geesey
Kicker

5-10 • 180 • Redshirt Senior
Harrisburg, Pa. •
Cumberland Valley

12

REDSHIRT JUNIOR (2015) – College Football Performance Awards (CFPA) Placekicker of the Year... FCS Athletics Directors Association All-American... American Football Coaches Association All-American... Academic All-District Selection... Earned First Team All-NEC honors... Won STATS FCS National Special Teams Player of the Week for his performance at Central Connecticut State and won three NEC Special Teams Player of the Week awards... Led the FCS in field goal percentage (94.1) and ranked second in field goals per game (1.6)... Made 16-of-17 field goals and 28-of-29 extra points... Led the conference in field goals made and points (76)... Hit school and NEC-record five field goals in the win at CCSU. Made attempts of 46, 46, 30, 21 and 35 yards... Moved into sole possession of the career field goals record at SFU with two makes vs. Georgetown, including long of 44. Hit all six extra point attempts in that contest to help him earn NEC Special Teams Player of the Week... Connected on a 42-yard attempt at Youngstown State and followed that up by hitting a 28-yard attempt at ETSU as well as seven-of-eight PATs, with his only miss being blocked... Hit three field goals vs. Wagner, with a long of 33, and four extra point attempts... Hit a 32-yarder at Bryant before going three-of-three, with a long of 43, vs. Sacred Heart... Did not attempt a field goal in the last two games of the season (Robert Morris, Duquesne), but took over the punting duties and averaged 37.1 yards per punt with a long of 50... Earned NEC Special Teams Player of the Week for his efforts against RMU, which included three extra points.

REDSHIRT SOPHOMORE (2014) – Appeared in all 11 games for Saint Francis ... All-NEC First Team ... CFPA Placekicker Player of the Week (11/18) ... NEC Special Teams Player of the Week (9/8, 11/3) ... Set SFU's longest FG at 52 yards versus Bryant ... Set SFU's all-time FG record with 18.

REDSHIRT FRESHMAN (2013) - Saw time in all 11 games during the 2013 season ... Made 11 of 16 field goal attempts ... Completed both 45 and 47 yard field goals in a near upset against JMU (9/14) ... Earned NEC Special Teams Player of the Week honors (9/16) ... Made career-high three field goals against Robert Morris (11/22).

FRESHMAN (2012) - Redshirted the 2012 season.

BEFORE SFU - Played at Cumberland Valley High School for head coach Tim Rimpfel... Helped the Eagles to an 11-2 record as a senior... Made 14 of 18 career field goal attempts, including 7 of 10 his senior season... Connected on 46 of 47 PAT's as a senior... In 2011, helped Cumberland Valley to reach the AAAA Semifinals, hitting 57 of 63 PAT's and six of seven field goals.

Career Statistics

Tackles	G	Solo	Asst	Total	TFL	Sacks
2015	10	12	11	23	1.5	1
Total	10	12	11	23	1.5	1



Austin Gray
Defensive Line

6-2 • 285 • Junior
Egg Harbor Township, N.J. • Egg
Harbor Township

57

SOPHOMORE (2015) – Appeared in two games this season... Played at Towson... Recorded two tackles, both assisted, at Youngstown State.

FRESHMAN (2014) - Did not appear in any games for Saint Francis U during freshman season.

BEFORE SFU - A two-year starter at Egg Harbor Twp, Gray had 125 tackles with almost 20 quarterback hurries and four sacks ... Was a Second Team All-Cape Atlantic selection as a junior while leading the team in tackles from his defensive line position ... Was All-South Jersey Honorable Mention two years in a row.



Dsaun Greenway
Wide Receiver

6-4 • 210 • Sophomore
Ontario, Canada • Jean Vanier

FRESHMAN (2015) – Did not see any action this season.

BEFORE SFU - Attended Jean Vanier High School in Ontario, Canada.



Garrett Henry
Offensive Line

6-2 • 300 • Sophomore
Shillington, Pa. • Governor
Mifflin

61

FRESHMAN (2015) – Did not see any action this season.

BEFORE SFU - A three-sport athlete at Governor Mifflin High School, Henry comes to Loretto after being named the 2013 Berks Offensive Lineman of the Year ... Is a 2013 and 2014 All-County Team member for both offense and defense ... Was a team captain his senior year and was a member of three Berks Sectional Championship teams.




Abijah Howell
Defensive Back

5-10 • 170 • Sophomore
Coral Springs, Fla. • J.P. Taravella

FRESHMAN (2015) – Did not see any action this season.

BEFORE SFU - Played at Taravella High School in Coral Springs, Fla.



Maurice Hubbard
Defensive Back

5-9 • 175 • Junior
Galloway, N.J. • Absegami

32

SOPHOMORE (2015) – Appeared in seven games this season, playing mostly on special teams. Totaled five tackles this season, including four solo. Played in games against Georgetown, Towson, University of Faith, ETSU, Wagner, Bryant and Sacred Heart. Recorded three tackles, including two solo, at ETSU. The following week, he had two stops vs. Wagner.

FRESHMAN (2014) – Did not appear in a game for SFU.

BEFORE SFU - Hubbard was a second-team all-conference selection for head coach Dennis Scuderi, Jr. Hubbard had nine touchdowns (six rushing, three receiving) on offense while breaking up five passes and recording an interception, a forced fumble and a fumble recovery on defense.



Trysten Hunt
Linebacker

5-9 • 215 • Sophomore
Levittown, Pa. • Truman

49

FRESHMAN (2015) – Saw action against University of Faith, but did not record any stats.

BEFORE SFU - A Linebacker from Truman High School, Hunt had career totals of 1,584 rushing yards, 102 receiving yards, 24 touchdowns, six sacks, and 265 tackles ... Hunt also was awarded with the Vince Thompson Award for Most Outstanding Football Player and All-League Linebacker and Running Back.



Isaac Jackson, Jr.
Offensive Line

6-6 • 340 • Sophomore
Upper Marlboro, Md. • Riverdale
Baptist

72

FRESHMAN (2015) – Appeared in three games, seeing action against Youngstown State, University of Faith and East Tennessee State.

BEFORE SFU - Jackson, Jr., started at both Offensive Tackle and Offensive Guard for Riverdale Baptist High School, made CAFC First Team All-Conference, and participated in the Washington, D.C. Metropolitan Area's Crab Bowl as an Offensive Tackle on the winning team ... Also was listed as one of the top 20 offensive linemen for the 2014 football season at Maryland Varsity and was one of the best players in the state of Maryland in the Class of 2015.




Dennis James Wide Receiver

6-3 • 195 • Sophomore
Jersey City, N.J. • St. Peter's Prep

15

FRESHMAN (2015) – Saw action against University of Faith, but did not record any stats.

BEFORE SFU - Played receiver and safety at St. Peter's Prep for head coach Rich Hansen... Helped St. Peter's Prep to a 9-1 mark and a New Jersey Non-Public Championship in 2014... Made 13 receptions for 195 yards and two touchdowns.



Lorenzo Jerome Defensive Back

6-0 • 195 • Senior
Sunrise, Fla. • J.P. Taravella

22

JUNIOR (2015) – Named Second Team All-American as a kick returner by STATS FCS... First Team All-NEC selection as both a defensive back and a return specialist... Named to the CFPA Returner of the Year Award Midseason Watch List... Led the FCS, averaging 31.2 yards per kick return, including two touchdowns. Was one of eight players in the nation with two or more kick returns for scores... Totaled 58 tackles, including 33 solo, to lead the secondary. Added 5.5 tackles for loss, 2.5 sacks, seven pass breakups and tied for the team-lead with three interceptions... Recorded five tackles, including four solo and a sack, in the win vs. Georgetown. Added two kick returns for 39 yards and two punt returns for 40 yards... Had a school-record 99-yard kick return for a touchdown at Towson, which is the longest play from scrimmage in school history. Had four returns for 181 yards to earn NEC Special Teams Player of the Week honors. Contributed 11 tackles, including one for loss, broke up a pass and returned an interception for 70 yards. Had a team-high 11 stops, with seven solo, and a pass breakup at Youngstown State. Added four returns for 78 yards, including a 51-yard return... Returned the opening kickoff 98 yards for a touchdown at ETSU. Added a tackle and returned an interception 45 yards. Also lined up on offense and completed a 53-yard pass to Terrell Smith. Became the first FCS player this season to return a kick for a touchdown, complete a pass and intercept a pass in the same game... Made seven stops, including six solo, two for loss, a sack and broke up a pass in the win against Wagner. Also had two kick returns for 67 yards, including a 41-yard return... Had a six-tackle performance at Bryant, with three solo and one for loss... The following week, he had two tackles and two breakups vs. Sacred Heart... Contributed seven tackles, with three solo, half a sack and a pass breakup at Central Connecticut State. Added a kick return for 19 yards and four punt returns for 35 yards... He recorded four tackles and an interception vs. Robert Morris. Added four punt returns for 34 yards... Ended the season with four tackles and a pass breakup at Duquesne.

SOPHOMORE (2014) – Started in all 11 games for Saint Francis ... All-NEC First Team ... All-NEC Second Team (Returner) ... Preseason All-NEC Team ... Recorded 79 tackles; 50 solo ... Second on team with 3 interceptions.

FRESHMAN (2013) - Played in all 11 games during the 2013 season ... Posted 56 tackles, 41 of which were solo ... Finished the season with six interceptions and four pass break-ups... Received NEC Rookie of the Week honors (10/7) ... NEC Defensive Rookie of the Year ... Named to the All-NEC First Team ... Posted a season-high eight tackles at James Madison (9/14).

BEFORE SFU - A three-year starter at quarterback and defensive back at J.P. Taravella High School ... led J.P. Taravella to its first section championship since 1982 ... finished the 2012 season with 1,025 passing yards and 750 rushing yards ... recorded five interceptions at cornerback for the season ... named honorable mention Sun Sentinel QB and third team All-Broward County ... played in the North South Broward All-Star game where he was named MVP ... participated in the Under Armour Dade-Broward All-Star game where he recorded eight tackles and two pass breakups at cornerback.

Career Statistics

Tackles	G	Solo	Asst	Total	INT	PBU
2013	11	41	15	56	6	4
2014	11	50	29	79	3	13
2015	10	33	25	58	3	7
Total	32	124	69	193	12	24

Career Statistics

Returns	KR/TD	Yds	Long	PR/TD	Yds	Long
2013	-	-	-	-	-	-
2014	14/0	289	39	12/1	136	52
2015	17/2	531	99	15/0	101	40
Total	31/2	820	99	27/1	237	52



Senior Lorenzo Jerome led the FCS in kick return average in 2015.



Byron Johnson
Running Back

5-9 • 200 • Junior
Germantown, Md. • Northwest

37

SOPHOMORE (2015) – Appeared in three games this season on offense and special teams... Had four carries for seven yards this year... Recorded one carry for four yards at Youngstown State... Also had three attempts for three yards, with a long rush of five, at ETSU... Though the stats did not count, had 52 yards and three touchdowns on 15 carries vs. University of Faith.

FRESHMAN (2014) – Did not appear in a game for SFU.

BEFORE SFU - A two-year starter for Northwest, Johnson finished with 827 receiving yards and 820 rushing yards ... Was an honorable mention selection in the Montgomery County Gazette ... Played wide receiver, running back and kick returner for the Jaguars.



Ricardo Johnson
Defensive Line

6-1 • 295 • Junior
Baltimore, Md. • Archbishop
Curley

54

SOPHOMORE (2015) – Did not see any action this season.

FRESHMAN (2014) - Appeared in one game for Saint Francis U during freshman season against Virginia-Lynchburg (9/27) ... Made one tackle, which was for a loss.

BEFORE SFU - A First-Team Private Schools All-State Selection in 2013 for coach Sean Murphy, Johnson had a team-leading 62 tackles and six sacks his senior year ... In addition to his All State honors, Johnson was named Second Team All-Metro by the Baltimore Sun and 1st Team All-Conference by the league coaches ... Selected to play in the Maryland Crab Bowl ... A team captain as a senior year and a three-year starter, Johnson finished his career with 121 tackles, 11 sacks, three forced fumbles and two fumble recoveries.



Jymere Jordan-Toney
Running Back

5-11 • 215 • Sophomore
Philadelphia, Pa. • Franklin

23

FRESHMAN (2015) – Appeared in one game this season, seeing action against University of Faith... Though the stats did not count, rushed for 216 yards and three touchdowns on 15 carries. Touchdowns included 47, five and one-yard carries.

BEFORE SFU - Played at Benjamin Franklin High School for head coach David Carter... As a senior in 2014, helped the Electrons to an 11-1 mark... Played running back and linebacker.

19 / [Player Profiles](#) / [SFUathletics.com](#) / [@SFU_Football](#)



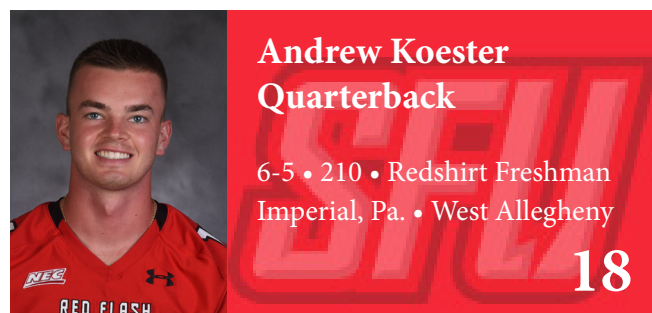
Hakeem Kinard
Defensive Back

5-10 • 180 • Sophomore
York, Pa. • York Catholic

29

FRESHMAN (2015) – Appeared in two games, seeing action against University of Faith and East Tennessee State... Though the stats did not count, completed two-of-three passes for 14 yards vs. University of Faith... Also had a nine-yard run vs. the Glory Eagles. Did not record any stats in the win at ETSU.

BEFORE SFU - Played quarterback and cornerback at York Catholic High School for head coach Eric DePew... Helped the Fighting Irish to an 8-4 record in 2014... As a senior, passed for 1,606 yards and 16 touchdowns, while rushing for 1,436 yards and 14 touchdowns... Recorded 32 tackles, 24 solo, two for loss and three interceptions... As a junior, threw for 1,730 yards and 20 touchdowns, while rushing for 1,203 yards and 12 scores.



Andrew Koester
Quarterback

6-5 • 210 • Redshirt Freshman
Imperial, Pa. • West Allegheny

18

FRESHMAN (2015) – Redshirted.

BEFORE SFU - First Team All-Conference and Team Captain at West Allegheny High School, Koester had a 36-5 record as a starting Quarterback ... Had a total of 4,000 career passing yards and 40 total touchdowns.



James-Nii Lartey
Defensive Line

6-1 • 310 • Junior
Bristow, Va. • Fork Union
Military Academy

99

SOPHOMORE (2015) – Saw action in one game this season, playing vs. the University of Faith.

BEFORE SFU - Transfer student from Hampton University... Did not see any action for the Pirates in 2014... Played on both sides of the line at Fork Union Military Academy for Head Coach Brian Hurlocker.



Solomon Leaeno Linebacker

5-11 • 220 • Senior
Kapolei, Hawaii •
James Campbell

5

JUNIOR (2015) – Played in 10 games this season, including seven starts at the MIKE linebacker position... Ranked second on the team with 61 tackles, including 31 solo. He added a team-best 12.5 tackles for loss and tied for the team-lead with four sacks... Had one tackle in the season opening win vs. Georgetown... Contributed three tackles, including 1.5 for loss and half a sack at East Tennessee State... Added six tackles, with three solo and one for loss, vs. Wagner... Made a game-high seven stops, including 1.5 for loss, at Bryant... Had an 11-tackle performance to lead the team at Sacred Heart, including eight solo and a sack, that started a streak of three straight games with double-digit tackles... The following week, again led the team with 11 stops, including seven solo, three for loss and half a sack... Led the team in tackles for a fourth-straight week with a season-high 13 stops vs. Robert Morris, including 1.5 for loss... Ended the season with a nine-tackle performance at Duquesne to again lead the team. Added three tackles for loss, including two sacks.

SOPHOMORE (2014) – Played in all 11 games ... Recorded 67 tackles, 25 of those being solo ... Picked up 4.5 tackles for loss.

FRESHMAN (2013) – Appeared in eight games during the 2013 season ... Recorded 17 tackles, six solo and 11 assisted ... Posted two tackles for loss ... Posted a season-high six tackles against Sacred Heart (10/26) ... Recorded four tackles against Georgia Southern (9/7).

BEFORE SFU – He was a three-sport athlete in football, wrestling and basketball at James Campbell High School ... a 2013 Tom Lemming prep report selection ... a two-time first team all-star and two-time all-state selection ... participated in the PIAA Combine in Honolulu in 2012 and served as team captain the previous year.

Career Statistics

Tackles	G	Solo	Asst	Total	TFL	Sacks
2013	8	6	11	17	2.0	0
2014	11	25	42	67	4.5	0
2015	10	31	30	61	12.5	4
Total	29	62	83	145	19.0	4



Senior linebacker Solomon Leaeno led the Red Flash in tackles for loss in 2015.



Kamron Lewis Wide Receiver

6-4 • 195 • Sophomore
Fresno, Calif. • Edison

11

FRESHMAN (2015) – Appeared in nine games, including starts against Sacred Heart, Central Connecticut State and Robert Morris... Totaled 11 catches for 107 yards... Also helped in the return game with one kick return for 27 yards and two punt returns for 66 yards in the win at East Tennessee State... Season-best four catches for 42 yards vs. Robert Morris... Hauled in three receptions for 32 yards at CCSU and added two catches for five yards vs. Sacred Heart... Had one catch for eight yards vs. Georgetown and one reception for 20 yards at Duquesne.

BEFORE SFU – An All-League and All-Valley player at Edison High School, Lewis comes to Loretto after a strong HS career ... Finished with 37 catches, 872 yards, eight touchdowns as a senior.

Career Statistics

Receiving	G	Rec	Yds	TD	Long	Avg/G
2015	8	11	107	0	20	13.4
Total	8	11	107	0	20	13.4



Andrew Lucci Defensive Line

6-2 • 330 • Sophomore
Parma, Ohio • Padua Franciscan

70

FRESHMAN (2015) – Appeared in 11 games, with four starts... Made starts at guard against Georgetown, Towson, University of Faith and East Tennessee State.

BEFORE SFU – A three-year starter at Left Tackle and Defensive Tackle and senior captain at Padua Franciscan High School .. Received two All NCL honorable mentions, two All Northeast Lakes District and an All-Ohio honorable mention.



Tyler Magaha
Quarterback

6-1 • 180 • Freshman
Frederick, Md. • Gov. Thomas
Jefferson

12

FRESHMAN (2015) – Did not see any action this season.

BEFORE SFU - Played two years at Governor Thomas Jefferson High School for head coach Jerry Smith... Also played basketball.



Jimmy Marks
Offensive Line

6-4 • 300 • Senior
Middletown, Pa. • Lower
Dauphin

68

JUNIOR (2015) – Earned All-NEC honors for the second straight season, claiming First Team accolades this season... Started all 11 games at center after making the transition from guard... Helped the Red Flash to rank second in the NEC, averaging 28.2 points and 158.7 rushing yards per game. Also helped Khairi Dickson to rush for over 1,000 yards for a second straight year. Helped to protect Zack Drayer to help him throw for 1,977 yards and 15 touchdowns.

SOPHOMORE (2014) – Appeared in all 11 games for Saint Francis ... All-NEC Second Team.

FRESHMAN (2013) - Saw time in seven games during the 2013 season, including five starts ... Helped lead the offense to third overall in rushing in the Northeast Conference at 167.5 yards per game ... SFU's running back, Kyle Harbridge finished the season ranked second in the country in rushing yards per game.

BEFORE SFU - Recorded 42 tackles and three sacks during his senior season at Lower Dauphin High School.



Shawn McCord
Defensive Line

6-2 • 255 • Junior
Aberdeen, N.J. • Red Bank
Catholic

44

SOPHOMORE (2015) - Did not see any action this season.

FRESHMAN (2014) – Did not appear in a game for SFU.

BEFORE SFU - McCord compiled 66 tackles, 11 sacks, eight TFLs, 21 hurries, two forced fumbles and a blocked punt in his senior season at Red Bank Catholic ... The team made it to No. 7 in New Jersey, and McCord was named First Team All-Division, First Team All-Shore and First Team All-Monmouth County.



Jordan Millberry
Wide Receiver

5-7 • 160 • Junior
Harrisburg, Pa. • Susquehanna
Township

4

SOPHOMORE (2015) - Did not see any action this season due to injury.

FRESHMAN (2014) – Appeared in nine games for Saint Francis ... Made one tackle.

BEFORE SFU - A member of Susquehanna Township's team for the past three seasons after transferring from Steelton-Highspire, Millberry was responsible for 2,100 all-purpose yards, 23 touchdowns and five interceptions as a member of the Tribe and head coach Joseph Headen ... Was an All-Keystone Conference selection on both offense and defense ... Distinguished Honors student throughout high school.



Senior Jimmy Marks was a First Team All-NEC selection in 2015.



Robert Miller
Defensive Back

6-2 • 215 • RS Junior
Coral Springs, Fla. • J.P. Taravella
(Florida Atlantic)

26

REDSHIRT SOPHOMORE (2015) – Played in 10 games, earning time on defense and special teams... Totaled 15 tackles, including eight solo, an interception, a pass breakup and a punt block... Returned an interception 40 yards for a touchdown in the win at ETSU, one of two pick-six's for the Red Flash on the day... Blocked a punt in the fourth quarter at Bryant... Had season-high six tackles and a pass breakup in the opener vs. Georgetown... Made four stops at Duquesne... Recorded two tackles at Youngstown State and one each vs. Towson, ETSU and Robert Morris... Though the stats did not count, had two interceptions against the University of Faith.

FLORIDA ATLANTIC (2013-14)- Played at Florida Atlantic University... Did not see any action in 2014 after redshirting in 2013.

BEFORE SFU - A Defensive Back from Taravella High School, Miller was a two-year first team All-County selection and was the Central Player of the Year ... During his senior season, Miller tallied 56 tackles, including three sacks, four interceptions, 15 pass break-ups, and five touchdowns.

Career Statistics

Tackles	G	Solo	Asst	Total	INT	PBU
2014(FAU)	-	-	-	-	-	-
2015	9	8	7	15	1	1
Total	9	8	7	15	1	1



Redshirt junior defensive back Robert Miller returned an interception for a touchdown against East Tennessee State in 2015



Wesley Nagaseu
Defensive Line

6-1 • 310 • Senior
Waipahu, Hawaii • Waipahu

9

JUNIOR (2015) – Named Second Team All-NEC after starting all 11 games at nose tackle this season after making the transition from line-backer... Led the defensive line with 37 tackles, including 19 solo. Also had eight tackles for loss and tied for the team-lead with four sacks... Also lined up in the offensive backfield against ETSU and Sacred Heart, totaling 23 yards and a touchdown on three carries... Had one tackle in the opener vs. Georgetown and two stops the following week at Towson... Recorded four stops, with three solo and one for loss, at Youngstown State... Made four tackles, with 1.5 sacks at ETSU. Lined up at fullback for two plays in the fourth quarter. Gained 16 yards on the first carry and followed with a six-yard run into the end zone... Had two tackles in the win over Wagner... Recorded five tackles, with 1.5 for loss, at Bryant... Contributed four tackles in the win over Sacred Heart, including half a sack, and added one carry for one yard... Made five stops at Central Connecticut State, including 2.5 for loss and two sacks... Had three tackles the next week vs. Robert Morris... Finished the year with a season-high seven tackles, including six solo and half a tackle for loss at Duquesne. Also forced a fumble against the Dukes.

SOPHOMORE (2014) - Appeared in all 11 games for Saint Francis ... Recorded 50 tackles, 23 solo tackles & assisted on 27 tackles ... Season high in tackles versus Wagner (11) ... Five or more tackles in six of SFU's 11 games.

FRESHMAN (2013) - Saw time in all 11 games during the 2013 season ... Recorded 20 tackles, 10 solo and 10 assisted ... Posted three tackles for loss ... Recorded a season-high seven tackles against Georgia Southern (9/7) and Robert Morris (11/23).

BEFORE SFU - A three-sport athlete in football, track and basketball at Waipahu High School ... apart of the Waipahu squad who were OIA White Division champions and state runner-ups in 2011 ... a 2012 Tom Lemming prep report selection ... earned all-state third team honors, as well as a All-OIA second team selection his junior season.

Career Statistics

Tackles	G	Solo	Asst	Total	TFL	Sacks
2013	11	10	10	20	3.0	0
2014	11	23	27	50	5.5	0
2015	10	19	18	37	8.0	4
Total	32	52	55	107	16.5	4



Senior defensive lineman Wesley Nagaseu had eight tackles for loss and four sacks after making the transition from linebacker.



Sean Orsini
Linebacker

6-2 • 235 • Sophomore
Imperial, Pa. • West Allegheny


48

FRESHMAN (2015) – Appeared in 11 games, including starts against Youngstown State, Wagner and Bryant... Led all SFU freshmen with 26 tackles, including 10 solo, 2.5 for loss and a sack... Recorded an interception at East Tennessee State, which he returned 34 yards for a touchdown... Had five tackles, including half a sack, in the season-opening win vs. Georgetown... Added six stops, with half a tackle for loss, at Towson... Season-best seven tackles, including four solo, at YSU... Two tackles each vs. ETSU and Duquesne... One stop each vs. Wagner, Bryant, Sacred Heart and CCSU... Had half a tackle for loss vs. Bryant and CCSU.

BEFORE SFU - A First-Team All Conference Tight End for his senior year, he also recorded over 300 tackles in his last three years at West Allegheny High School ... Also received First Team All-Conference as a Linebacker and Tackle during his junior year and lead the team in receptions and receiving touchdowns.

Career Statistics

Tackles	G	Solo	Asst	Total	TFL	Sacks
2015	10	10	16	26	2.5	1
Total	10	10	16	26	2.5	1



Rashawn Pascal
Wide Receiver

6-0 • 170 • Senior
Fort Lauderdale, Fla. •
Fort Lauderdale

13

JUNIOR (2015) - Did not see any action this season.

SOPHOMORE (2014) - Did not see any action this year.

FRESHMAN (2013) - Saw time in two games during his freshman season.

BEFORE SFU - Son John Pascal and Loleatha Small, was a three year letter winner at Ft. Lauderdale High School... Over his three years Pascal accumulated 92 catches, 1,700 yards and 17 TD... At the end of his senior year named Second Team All Brower County, won Team MVP, Team Iron Man Award and Top WR... Pascal played in the North vs. South All Star Game in Florida.



Marcus Pickens
Linebacker

5-11 • 235 • Junior
Oxon Hill, Md. • Potomac

20

JUNIOR (2015) – Started all 11 games at outside linebacker this season for the Red Flash... Finished the season with 23 tackles, including 19 solo and 2.5 for loss... Recorded four tackles, with two solo, at Towson... Contributed three solo tackles the next week at Youngstown State... Had two tackles, including one for loss, in the win at East Tennessee State... Tied season-high with four tackles, including one for loss, vs. Wagner... Had two stops, with half a tackle for loss, at Bryant... Three tackles each in wins over Central Connecticut State and Robert Morris... One tackle against Sacred Heart and Duquesne.


SOPHOMORE (2014) – Saw action in seven games for Saint Francis in his sophomore year... Had two tackles, one solo and assist each.

FRESHMAN (2013) - Appeared in eight games during the 2013 season ... Recorded four tackles, two solo and two assisted.

BEFORE SFU - Racked up a total of 143 tackles, seven and a half sacks, 14 tackles for loss, two forced fumbles, one interception, a blocked punt, five fumble recoveries and three quarterback hurries during the 2012 season ... was first team All-Prince George's County ... participated in the PG county versus SMAC county all-star game.

Career Statistics

Tackles	G	Solo	Asst	Total	TFL	Sacks
2013	8	2	2	4	0	0
2014	7	1	1	2	0	0
2015	10	19	4	23	2.5	0
Total	25	22	7	29	2.5	0



Jake Pisula
Running Back

5-10 • 185 • Sophomore
Alverton, Pa. •
Southmoreland

25

BEFORE SFU - Played three years at Southmoreland High School for head coach Mark Adams... Played running back and cornerback for the Scot-ties... In 2014, rushed for 1,285 yards and 10 touchdowns, while averaging 5.7 yards per rush. Also caught seven passes for 21 yards and averaged 21 yards per kick return. As a cornerback, made 40 tackles and deflected four passes.



Jermaine Ponder
Defensive Back

6-2 • 160 • Junior
Rochester, N.Y. • Bishop Kearney

8

SOPHOMORE (2015) – Appeared in three games this season, mostly playing on special teams... Played against University of Faith, East Tennessee State and Duquesne. Did not record any stats.

FRESHMAN (2014) – Did not see any action.

BEFORE SFU - Played at Bishop Kearney High School for head coach Eddie Long... Played receiver and cornerback for the Kings... Caught 12 passes for 192 yards and a touchdown at Bishop Kearney, averaging 16 yards per catch... Also made 39 career tackles, including 25 solo and three for loss. Recorded six interceptions as a senior.



Jesse Rodgers
Defensive Line

6-3 • 300 • Sophomore
Lewistown, Pa. • Mifflin County

67

FRESHMAN (2015) – Appeared in eight games this season... Though the stats did not count, had three tackles vs. University of Faith... Also played in games against Georgetown, Towson, Youngstown State, East Tennessee State, Bryant, Central Connecticut State and Robert Morris.

BEFORE SFU - A Defensive Tackle from Mifflin County High School, Rodgers was awarded All-Conference and was an All-State selection during his junior and senior years.



Anthony Roefaro
Long Snapper

6-1 • 190 • Sophomore
Altoona, Pa. • Altoona

41

FRESHMAN (2015) – Did not see any action this season.

BEFORE SFU - Roefaro finished the 2013 December Eastern Showcase Event with a score of 39/45 and an average snap time of .77 seconds ... Scored on 13/15 snaps and charted better as the day went on ... During his last five snaps Tony averaged a snap time of .75 seconds ... Snapped the ball well during the live reps with the punters and was a finalist for the snap competition.



Zachary Rohland
Fullback

6-3 • 245 • Redshirt Sophomore
Carlisle, Pa. • Cumberland Valley

46

SOPHOMORE (2015) - Did not see any action this season.

FRESHMAN (2014) – Did not appear in a game for SFU.

BEFORE SFU - Rohland was a two-way starter at tight end and defensive end at Cumberland Valley under head coach Michael Whitehead ... The team garnered a No. 9 ranking in PIAA Class AAAA as it reached the Pennsylvania state quarterfinals ... Averaged over 100 plays per game.



Damian Smith
Offensive Line

6-0 • 300 • Senior
Altoona, Pa. • Altoona

67

JUNIOR (2015) - Did not see any action this season.

SOPHOMORE (2014) - Did not appear in any games for Saint Francis during sophomore season.

FRESHMAN (2013) - Did not see any action during freshman season in 2013.

BEFORE SFU- Played at Altoona High School for head coach John Franco... Three-year letterman for the Mountain Lions.



Zane Stewart
Linebacker

6-1 • 230 • Junior
Chambersburg, Pa. •
Chambersburg

35

SOPHOMORE (2015) – Appeared in all 11 games this season, mostly playing on special teams... Totaled eight tackles, including six solo, and forced and recovered a fumble... Recorded two tackles in the season opener vs. Georgetown... The following week, he also had two stops at Towson and forced and recovered a fumble on a punt return... Season-high three tackles, all solo, at Youngstown State... Made one stop at Duquesne.

FRESHMAN (2014) – Did not appear in a game for SFU.

BEFORE SFU - Stewart tallied 87.5 total tackles including 3.5 sacks and 10 tackles for loss under coach Mark Saunders at Chambersburg ... He was also a two-time Central Pennsylvania Top 125 selection ... Stewart was also a First Team Public Opinion News selection.

Career Statistics

Tackles	G	Solo	Asst	Total	TFL	Sacks
2014	-	-	-	-	-	-
2015	10	6	2	8	0	0
Total	10	6	2	8	0	0



Jay Stone
Wide Receiver

5-8 • 170 • Junior
York, Pa. • Central York

SOPHOMORE (2015) – Appeared in one game this season, seeing action against Bryant.

BEFORE SFU - Stone played at Central York High School for head coach Brad Livingston... Helped the Panthers to win eight games his senior year... Played running back and cornerback... Rushed for 153 yards and three touchdowns on 18 carries in his career at Central York, averaging 8.5 yards per carry... Recorded 38 career tackles, including 10 solo and one for loss... Averaged 24.5 yards per kick return and 12.8 yards per punt return... Also ran track.



Lamont Stubbs III
Running Back

5-9 • 195 • Sophomore
Mechanicsville, Va. • Atlee

FRESHMAN (2015) – Did not see any action this season.

BEFORE SFU- Played running back and linebacker at Atlee High School for head coach Roscoe Johnson... Helped the Raiders to an 11-2 record as a senior.



Brandon Taylor
Defensive Line

6-0 • 285 • Senior
Montclair, N.J. • Montclair


69

JUNIOR (2015) - Appeared in three games this season, playing on the defensive line... Played in games against East Tennessee State, Robert Morris and Duquesne... Made one solo tackle in the win at ETSU... Recorded one solo stop at Duquesne.

SOPHOMORE (2014) - Did not appear in any games for Saint Francis during sophomore season.

FRESHMAN (2013) - Appeared in one game during the 2013 season ... Recorded two tackles, one solo and one assisted.

BEFORE SFU - A team captain his senior year at Montclair High School ... helped lead the Mounties to its first ever 12-0 season and its first state championship victory since 2002 ... was a three-year letter winner and starter on the offensive and defensive line ... a two-time first team All-State Group 5, two-time first team Essex County, two-time first team All-Super Essex Conference and three-time first team American Division selection ... accumulated 18 starts, 56 tackles and five sacks over his junior and senior seasons.



Jared Thompson
Defensive Back

5-8 • 175 • Junior
Clarksburg, Md. • Clarksburg

30

SOPHOMORE (2015) - Did not see any action this season.

FRESHMAN (2014) - Did not appear in a game for SFU.

BEFORE SFU- Played at Clarksburg High School for head coach Larry Hurd... Lettered three-years for the Coyotes.



Kevin Thompson
Defensive Back

5-10 • 185 • Senior
Edison, N.J. • Edison

JUNIOR (2015) - Did not see any action this season.

BEFORE SFU - Played prep ball at Edison High School for head coach Matt Fulham.



Matt Valenzuela
Tight End

6-4 • 245 • Senior
Sterling, Va. • Dominion

87

JUNIOR (2015) - Played in all 11 games this season, seeing time at tight end... Caught three passes for 19 yards, including a touchdown... Had one catch for six yards in the win at East Tennessee State... Recorded a reception for seven yards in the victory at Central Connecticut State... Hauled in a six-yard touchdown reception vs. Robert Morris... Though the stats did not count, also had one catch for 26 yards vs. University of Faith.

SOPHOMORE (2014) - Did not see any action.

FRESHMAN (2013) - Appeared in nine games... Caught three passes for 40 yards and a touchdown... First career catch was a five-yard touchdown reception against Central Connecticut State (10/5)... Caught a 19-yard pass vs. Sacred Heart (10/26) and a 16-yard reception vs. Robert Morris (11/23).

BEFORE SFU - Played at Dominion High School for head coach Karl Buckwalter... Played wide receiver and defensive end for the Titans... Valenzuela was selected all-conference at both positions in 2013... Named MVP of the inaugural "Battle of Sterling" game... He was a two-time team MVP, earning the honor in 2012 and 2013... Lead the team in tackles in 2012 and 2013.

Career Statistics

Receiving	G	Rec	Yds	TD	Long	Avg/G
2013	9	3	40	1	19	4.4
2014	-	-	-	-	-	-
2015	10	3	19	1	7	1.9
Total	19	6	59	2	19	4.4



Erik Walker
Linebacker

6-3 • 250 • Redshirt Senior
Clairton, Pa. • Clairton

2

REDSHIRT JUNIOR (2015) – Started all 11 games this season at defensive end... Finished the year with 35 tackles, including 22 solo, eight for loss and four sacks. Tied for the team-lead in sacks... Made four stops, with two solo, in the opener against Georgetown... Recorded three solo tackles, with two for loss and a sack at Towson... Had three tackles the following week at Youngstown State and added three, along with half a tackle for loss, at East Tennessee State... Made two stops, with a tackle for loss, in the win over Wagner... Contributed two tackles, with half a tackle for loss, at Bryant... Made a season-high eight tackles, including six solo, two for loss and a sack vs. Sacred Heart... Recorded four tackles and a sack at Central Connecticut State... Added two tackles the next week vs. Robert Morris... Had four tackles, including three solo and a sack, at Duquesne.

REDSHIRT SOPHOMORE (2014) – Appeared in eight games for SFU at linebacker ... Recorded 10 total tackles and six solo tackles.

REDSHIRT FRESHMAN (2013) – Appeared in 10 games during the 2013 season ... Recorded six tackles, two solo and four assisted ... Added three QB hurries on the season.

FRESHMAN (2012) – Redshirted the 2012 season.

BEFORE SFU – Joined the Red Flash from Clairton High School where he was an offensive and defensive lineman for the Bears and head coach Tom Nola ... Helped Clairton to a 16-0 record in 2011 making the Bears the seventh ranked team in the state of Pennsylvania according to one website ... Earned first team all-state honors his senior season as the Bears continued one of the nation's longest high school winning streak at 47 games ... Helped lead the Clairton defense to nine shutouts including six in a row; for the season the Bears defense gave up just 78 points in his senior season.

Career Statistics

Tackles	G	Solo	Asst	Total	TFL	Sacks
2012	-	-	-	-	-	-
2013	10	2	4	6	0	0
2014	8	6	4	10	2	1
2015	10	22	13	35	8	4
Total	28	30	21	51	10	5



Redshirt Senior Erik Walker moves from defensive end to linebacker for 2016 after recording four sacks last year.

27 / Player Profiles / SFUathletics.com / @SFU_Football



Luke Weiss
Defensive Line

6-2 • 255 • Junior
Verona, N.J. • Verona

47


SOPHOMORE (2015) – CoSIDA Academic All-District Selection... Started all 11 games at defensive end... Totaled 18 tackles, with five solo and one for loss. Also had a fumble recovery... Season-high four tackles, including half a tackle for loss, in the win at ETSU... Three tackles each in victories over Central Connecticut State and Robert Morris... Two tackles, including half a tackle for loss, in a win against Sacred Heart... Two stops in the season opener vs. Georgetown... One tackle each vs. Towson, Youngstown State, Wagner and Duquesne... Had a fumble recovery in the fourth quarter vs. the Dukes.

FRESHMAN (2014) – Did not appear in a game for SFU.

BEFORE SFU – Three-year letterman at Verona High School for head coach Lou Racioppe... Also played baseball and basketball.

Career Statistics

Tackles	G	Solo	Asst	Total	TFL	Sacks
2014	-	-	-	-	-	-
2015	10	5	13	18	1	0
Total	10	5	13	18	1	0



Jalen Wells
Defensive Back

6-1 • 180 • Junior
Westerville, Ohio •
Thomas Worthington

27

SOPHOMORE (2015) – Appeared in nine games this season, including four starts, playing on defense and special teams... Started at cornerback against Towson, Youngstown State, University of Faith and East Tennessee State... Totaled 18 tackles, including 14 solo, and two pass breakups... Season-high eight tackles, with seven solo, and a pass breakup in the win at ETSU... Made six stops, including five solo, at Towson... One tackle each against Georgetown and Bryant. Had a pass breakup vs. the Hoyas... Also played against Wagner, Central Connecticut State and Robert Morris.

FRESHMAN (2014) – Did not appear in a game for SFU.

BEFORE SFU – Wells is a two-time All-Conference and a second-team all-district performer from Thomas Worthington High School in Columbus for head coach Scott Gordon and defensive backs coach Chris Clifton ... This past season, Wells had four interceptions while also amassing 273 receiving yards with six touchdowns ... Ran a kick back for a score ... In track, Wells is a two-time state champion, five-time all-state selection and a 2012 Indoor National Championship qualifier ... Is a two-time scholar athlete and two-time Cardinal Star recipient.

Career Statistics

Tackles	G	Solo	Asst	Total	INT	PBU
2014	-	-	-	-	-	-
2015	8	14	4	18	0	2
Total	8	14	4	18	0	2



Jarren Williams
Defensive Back

6-0 • 185 • Redshirt Freshman
Lewis Center, Ohio • Olentangy

7TH

FRESHMAN (2015) – Redshirted.

BEFORE SFU - A Cornerback from Olentangy High School, Williams had 105 tackles, four interceptions, and four returns for 171 yards ... Was a District 10 North South All-Star Nominee and a three-year letterman for track and football.




Andre Wilson
Defensive Back

5-11 • 215 • Junior
Rochester, N.Y. • Bishop Kearney

SOPHOMORE (2015) – Appeared in one game this season, seeing action against University of Faith... Though the stats did not count, broke up a pass vs. the Glory Eagles.

FRESHMAN (2014) - Did not appear in a game for SFU.

BEFORE SFU- Two-year letterman at Bishop Kearney High School for head coach Eddie Long... Made 70 tackles, including five for loss and 2.5 sacks his senior year and recorded 78 stops his junior season... Also played basketball.



Alex Woicehovich
Fullback

6-2 • 240 • Junior
Macedonia, Ohio • Nordonia

31

SOPHOMORE (2015) – Appeared in 10 games this season, mostly seeing time on special teams... Totaled five tackles, including three solo... Season-high three tackles, including one solo, in the win vs. Sacred Heart... Had one tackle each against Robert Morris and Duquesne... Also played against Georgetown, Towson, Youngstown State, University of Faith, East Tennessee State, Wagner and Central Connecticut State... Though the stats did not count, made two tackles and caught one pass for eight yards against the University of Faith.

FRESHMAN (2014) – Appeared in four games for SFU ... Recorded four tackles, two solo in games against No. 22 Sacred Heart and Robert Morris.

BEFORE SFU - Woicehovich recorded 135 tackles with 12.5 sacks and 18 tackles for loss with two interceptions for head coach Jeff Fox at Nordonia ... He was also an All-Ohio Division 2 selection.



Andrew Zecca
Punter

6-2 • 190 • Sophomore
Berkeley Heights, N.J. • Governor Livingston

82

FRESHMAN (2015) – Appeared in seven games at punter... Had 11 punts for 414 yards, averaging 37.6 yards per kick... Had a long of 54 yards and placed six inside the 20. Also had two kickoffs for 80 yards... Seven punts for 261 yards vs. Bryant, averaging 37.3 yards per kick with four inside the 20... Two punts for 83 yards vs. Wagner... Recorded one punt for 34 yards vs. Georgetown and a punt for 36 yards at Towson.

BEFORE SFU- Played three years at Governor Livingston High School for head coach Dan Guyton... Played football and lacrosse for the Highlanders.

Career Statistics

Punting	G	Punts	Yds	Avg.	Long	I20
2015	10	11	414	37.6	54	6
Total	10	11	414	37.6	54	6



Anthony Barber
Offensive Line

6-4 • 275
Johnstown, Pa. •
Greater Johnstown

62

BEFORE SFU - Played at Greater Johnstown High School for head coach Tony Penna Jr... Played on the offensive and defensive lines for the Trojans... As a senior, Barber recorded 53 tackles, including 21 solo, 8.5 tackles for loss and a sack. He also forced three fumbles.



Adam Baughman
Fullback

5-8 • 220
Hollidaysburg, Pa. •
Hollidaysburg

BEFORE SFU - Played at Hollidaysburg High School for head coach Homer DeLattre... Lined up at running back for the Golden Tigers... Helped Hollidaysburg to a 6-4 record.



Calvin Beaty
Linebacker

6-0 • 225
Holmdel, N.J. •
St. John-Vianney

36

BEFORE SFU - Beaty played at St. John-Vianney High School for Head Coach Derek Sininsky... Helped the Lancers to an 11-1 record in 2015, including a perfect record in conference play and a trip to the Non-Public League Championship game... Made 46 tackles in 2015, including six for loss and two sacks... As a junior in 2014, also had 46 stops, including 4.5 sacks... As a running back, Beaty had 322 yards and six touchdowns in his career.



Jake Beistel
Defensive Line

6-1 • 280
Alverton, Pa. •
Southmoreland

53

BEFORE SFU - A three-year captain, Beistel played at Southmoreland High School for Head Coach Mark Adams with fellow signee Doug Leighty... Lined up at center and defensive tackle for the Scotties... Selected Second Team All-State in Class AA as a senior... Beistel was a four-time All-Conference selection, including three First Team honors... Named a Terrific 25 selection three times in his career... As a senior, made 67 tackles, including 13 for loss and four sacks. He also forced two fumbles and three recoveries. He also blocked a field goal.



Todd Burger
Offensive Line

6-3 • 255
Freehold, N.J. •
Freehold Boro

59

BEFORE SFU - Played at Freehold Boro High School for head coach David Ellis... Lined up at offensive tackle for the Colonials and helped Freehold Boro to a 6-4 record... Joins fellow signee and high school teammate, Jake Curry, at Saint Francis... Played in the U.S. Army All-Shore Gridiron Classic... Father, Todd, played football at Penn State and in the NFL with the Chicago Bears and New York Jets.



Zach Campbell
Wide Receiver

5-9 • 180
Upper Marlboro, Md. •
Riverdale Baptist

80

BEFORE SFU - Campbell played at Riverdale Baptist and was a one-year team captain for Head Coach Caesar Nettles... Lined up at running back for the Crusaders... 2014 All-Capitol Area Football Conference Selection... Participated in the 2015 National Prep Top Dawg Combine and had the top Bench Press among the Receiver/Defensive Back group... Earned the 2015 Coaches Award at Riverdale Baptist for being the most coachable player and the 2014 Crusader Award, which is a character award... As a senior, ran for 274 yards and three touchdowns on 49 carries, averaging 5.6 yards per carry. Added 12 catches for 255 yards and a score. Had an 80-yard touchdown reception in the season opener.



Hunter Cazin
Defensive Line

6-2 • 270
Pittsburgh, Pa. •
Mt. Lebanon

93

BEFORE SFU - Cazin was a standout on both sides of the ball at Mt. Lebanon High School for Head Coach Mike Melnyk... Led the Blue Devils to a 9-2 record in 2015, playing offensive and defensive tackle... Honorable Mention All-Conference as a senior after earning Second Team honors as a junior... Invited to Nokaoi Football Showcase in Hawaii... As a senior, totaled 28 tackles, including 14 solo and 11 for loss, while accounting for five sacks... Cazin accounted for 28 tackles as a junior, with 20 solo and three sacks.



Ryan Clifford
Punter

6-2 • 220
Brockton, Mass. •
Brockton

BEFORE SFU - Played at Brockton High School for head coach Peter Colombo... Handled the kicking and punting duties for the Boxers, helping them to a 7-4 record... Named All-Massachusetts by USA Today... Joins high school teammate and fellow SFU signee Sam Cogliano... Averaged 46.2 yards per kickoff and 30 yards per punt, with a long of 59 yards. Placed seven kicks inside the 20 yard line... Also played volleyball for Brockton.



Sam Cogliano
Long Snapper

5-11 • 210
Brockton, Mass. •
Brockton

96

BEFORE SFU - Cogliano played at Brockton High School for Head Coach Peter Colombo... Helped the Boxers to a 7-4 record this year... High school teammate of fellow SFU signee Ryan Clifford... Named team's Special Teams Player of the Year... In three years as a starter, did not give up a blocked punt, field goal or extra point.



Sam Cummings
Defensive Line

6-1 • 250
Verona, N.J. •
Verona

91

BEFORE SFU - Played at Verona High School for Head Coach Lou Racioppe... Helped lead the Hillbillies to a 12-0 record and a New Jersey Section I title. It was the second straight undefeated season and Section I championships for Verona ... Helped Verona to 23 straight wins... Played offensive and defensive tackle... First Team All-Division selection... First Team All-New Jersey selection by MSGVarsity.com... Played in the Phil Simms New Jersey North-South High School All-Star Football Classic.



Jake Curry
Defensive Back

6-1 • 195
Freehold, N.J. •
Freehold Boro

43

BEFORE SFU - Played at Freehold Boro High School for Head Coach David Ellis... Helped the Colonials to a 6-4 record in 2015... High school teammate of fellow SFU signee Todd Burger... Played Quarterback and Defensive Back... Played in the U.S. Army All-Shore Gridiron Classic... Named First Team All-Shore after recording 99 tackles and six interceptions as a safety. At quarterback, threw for 1,309 yards and 12 touchdowns, while running for 695 yards and seven scores... Voted Class A North Co-Defensive Player of the Year... Also played basketball at Freehold Boro.



Sean Davis
Tight End

6-2 • 245
Bethel Park, Pa. •
Bethel Park

83

BEFORE SFU - Davis played at Bethel Park High School for head coach Jeff Metheny... Helped the Blackhawks to seven wins while playing on both sides of the ball... Lined up at Tight End, Tackle and Defensive End... Selected First Team All-Conference.



Zach DeAngelis
Kicker

6-0 • 170
Clyde, N.Y. •
Clyde-Savannah

98

BEFORE SFU - DeAngelis played at Clyde-Savannah High School for Head Coach Nick Dercola, Jr... As a senior, DeAngelis accounted for 54 points for the Golden Eagles, connecting on five-of-eight field goals and 39-of-45 extra points... Selected First Team All-Finger Lakes Conference and named to the Finger Lakes Top 25 All-Star Team.




Martin Foray, Jr.
Defensive Back

5-10 • 190
Germantown, Md. •
Northwest

13

BEFORE SFU - Foray played at Northwest High School for Head Coach Mike Neubeiser... Led the Jaguars to the Class AAAA Semifinals in Maryland as a senior... Foray lined up at receiver and defensive back... Played for Team Maryland in the Big 33 game, where he returned an interception 62 yards for a touchdown... As a junior, made 21 tackles, with 17 solo, and three sacks... Caught three passes for 80 yards, including a touchdown.



Jake Heiple
Defensive Back

5-11 • 190
Somerset, Pa. •
Somerset

14

BEFORE SFU - Heiple played at Somerset High School for Head Coach Bob Landis... Heiple led the Eagles to a 9-3 record in 2015... Helped the Eagles reach the PIAA AAA Semifinals in 2014, ending the year with a 14-2 record... Heiple earned Honorable Mention All-State in Class AAA after earning Second Team All-State honors in 2014 as a defensive back... Named First Team All-Area as a running back by the Johnstown Democrat... Selected 2014 Gold Academic All-Star by Pennsylvania Football News... Earned Buffalo Wild Wings National Player of the Week honors in September 2015... Totaled almost 2,900 rushing yards in his career, with 44 rushing touchdowns. Added 27 catches for 309 yards and two scores. Also had two punt returns and a kick return for a touchdown... In 2015, Heiple recorded 59 tackles, with 26 solo and two sacks, while also intercepting four passes, which he returned for a total of 121 yards... As a junior, Heiple had 56 tackles, with seven for loss, along with four interceptions, including two pick-six's. ... Heiple also played basketball at Somerset.



Ra'Shaun Henry
Wide Receiver

6-2 • 170
Copperas Cove, Texas •
Copperas Cove

16

BEFORE SFU - Henry competed at Copperas Cove High School for Head Coach Jack Welch... Lined up at receiver and handled the kick return duties for the Bulldogs... Named All-Area as a kick returner as a senior... In 2015, totaled 741 all-purpose yards.



Erick Hernandez
Wide Receiver

6-0 • 165
Burbank, Calif. •
Burroughs

85

BEFORE SFU - Hernandez played at Burroughs High School for Head Coach Keith Knoop... Helped the Indians to a 10-2 record and a division title in 2015... Named First Team All-Pacific League and First team All-Area as a senior... In his high school career, totaled 83 catches for 1,215 yards and 22 touchdowns. Had 1,656 all-purpose yards and 24 total touchdowns... As a senior, hauled in 36 catches for 532 yards and 13 touchdowns, averaging 14.8 yards per catch. Added 312 return yards... Had 32 catches for 568 yards and eight touchdowns in 2014. Also rushed for two touchdowns.



Colin Hindle
Tight End

6-4 • 245
Redondo Beach, Calif. •
El Camino CC

88

BEFORE SFU - Played two years at El Camino Community College for head coach John Featherstone... Last season, caught 19 passes for 224 yards and a touchdown, averaging 11.8 yards per catch... In 2014, hauled in seven catches for 61 yards and two scores... Played his prep ball at Redondo Union High School for head coach Matt Ballard... Tallied 38 catches for 436 yards and four touchdowns in his high school career.




Cyrus Holder
Wide Receiver

6-3 • 195
Uniondale, N.Y. •
Milford Academy

86

BEFORE SFU - Holder played his final year of prep ball at Milford Academy for Head Coach Bill Chaplick... Played receiver for the Falcons... Totaled 19 catches for 702 yards and five touchdowns in 2015, while averaging nearly 37 yards per catch... Prior to Milford Academy, Holder attended Friends Academy, where he had 25 catches for 643 yards and 14 total touchdowns in seven games... Earned All-State honors in Football and Track as well as All-County in Basketball.



Terrell Johnson
Tight End

6-6 • 225
Burlington, N.C. •
Cummings

89

BEFORE SFU - Played at Cummings High School for head coach Jauron Holman... Lined up at tight end for the Cavaliers... As a senior, caught 39 passes for 520 yards and four touchdowns. Averaged 13.3 yards per catch. Also returned an interception 70 yards for a touchdown... Earned All-Region honors... Also played basketball for Cummings, where he averaged 13 points and 10 rebounds per game. Helped the team to a 25-5 record and was named All-Region.



Da'Jon Lee
Linebacker

6-2 • 220
Fairfax, Va. •
Robinson

19

BEFORE SFU - Lee played at Robinson High School for Head Coach Mark Bendorf... Lee led the Rams to a 9-4 record in 2015 for the Rams... He played on both sides of the ball, lining up at running back and linebacker... Lee was named First Team All-State in Class 6A, Virginia's highest class as well as First Team All-Region and All-District... Earned Second Team All-Conference in the 2014... Selected for the Rams Boosters Award in 2015 as the team's Most Valuable Player.



Doug Leighty
Offensive Line

6-4 • 265
Alverton, Pa. •
Southmoreland

65

BEFORE SFU - Leighty played at Southmoreland High School for Head Coach Mark Adams with fellow Red Flash signee Jake Beistel... A one-year team captain, Leighty played on both sides of the line, earning time at offensive tackle and defensive end... Named an Esmark All-American... Played in the Blue-Grey All-American Bowl in Tampa, Fla... Three-time All-Conference Selection, including two First Team honors... Recorded 70 tackles as a senior, including 10 for loss and three sacks as well as two forced fumbles... As a junior in 2014, Leighty made 52 stops, including 11 for loss and two sacks... Also played basketball and baseball at Southmoreland.



Nick Marsilio
Quarterback

6-3 • 205
Harrisburg, Pa. •
Bishop McDevitt

14

BEFORE SFU - Marsilio played at Bishop McDevitt for Head Coach Jeff Weachter... As a two-year starting quarterback, Marsilio had a 28-3 career record... Marsilio led the Crusaders to two State Championship games and four district titles... Two-time First Team All-State selection in Class AAA as well as First Team All-Conference, First Team All-Big School and MVP of the PSFCA East-West Game... As a senior, threw for 3,776 yards and 44 touchdowns, placing him second in Pennsylvania in both categories for that season... Also holds the state record for most passing touchdowns in a District Championship Game... Finished his career as McDevitt's all-time leading passer, including 6,493 passing yards and 76 touchdowns.



Malik McFarlane
Defensive Back

5-11 • 175
Cooper City, Fla. •
Cooper City

18

BEFORE SFU - Played at Cooper City High School for head coach Brandon Walker... Played defensive back and receiver for the Cowboys... Named First Team All-County in 2015... Caught 10 passes for 265 yards and three touchdowns as a senior. Also had 150 kick return yards.




Avery Miliner
Running Back

5-10 • 187
Clayton, Ohio •
Northmont

20

BEFORE SFU - Miliner played at Northmont High School for Head Coach Tony Broering... Miliner lined up at running back for the Thunderbolts... In 2015, earned Northmont Offensive Player of the Year... In 2014, named Greater Western Ohio All-Conference First Team... As a senior, rushed for 1,084 yards and 17 touchdowns, while averaging 120 yards per game... Totaled 2,138 all-purpose yards in his career, with 22 touchdowns... Third-leading rusher in Northmont history and tied for the most touchdowns in a game with five.



T.J. Orrico
Defensive Back

5-11 • 175
Englishtown, N.J. •
Manalapan

24

BEFORE SFU - Orrico played at Manalapan High School for Head Coach Ed Gurrieri... Orrico played defensive back for the Braves... As a senior, Orrico totaled 36 tackles, with three for loss, and seven pass breakups. He also returned an interception 83 yards for a touchdown.



Kobe Pinkney
Fullback

5-11 • 218
Alexandria, Va. •
St. Stephen's & St. Agnes

45

BEFORE SFU - Pinkney played for St. Stephen's & St. Agnes High School for Head Coach Bernard Joseph... Pinkney was a linebacker for the Saints... Named First Team All-Conference and Team Offensive MVP... Also a member of the wrestling team.




Chad Ray
Defensive Line

5-11 • 240
Hummelstown, Pa. •
Lower Dauphin

90

BEFORE SFU - Played at Lower Dauphin High School for Head Coach Rob Klock... Helped the Falcons to a 9-3 record in 2015... Played Tight End and Defensive Tackle... Made 77 tackles, including 11 for loss and five sacks and forced a fumble in 2015... In his three years on varsity, recorded 164 tackles, with 23 for loss and 15.5 sacks.



Nick Rinella
Defensive Back

5-9 • 190
Wyndmoor, Pa. •
La Salle College H.S.

28

BEFORE SFU - Rinella played at La Salle College High School for Head Coach John Steinmetz... Helped the Explorers to a 9-4 record and a state Quarterfinals appearance in class AAAA in 2015... Earned First Team All-State honors as a senior as well as First Team All-Catholic and First Team All-City... Has four career interceptions and three forced fumbles... On the other side of the ball, totaled 2,091 all-purpose yards, including 1,187 rushing and 904 yards receiving. Scored 32 total touchdowns... Earned the La Salle Career Achievement Award.



Raleigh Sirb
Running Back

5-9 • 190
Harrisburg, Pa. •
Central Dauphin

34

BEFORE SFU - Played at Central Dauphin High School for Head Coach Glen McNamee... Led the Rams to a 12-2 record in 2015, including a state quarterfinals appearance... Three-time All-Mid Penn Conference selection... Ran for 3,537 career yards and 47 touchdowns. Added 17 catches for 248 yards and a score... As a senior, totaled 1,501 yards and 20 touchdowns, while averaging 6.8 yards per carry. Had seven games over 100 yards rushing... In 2014, Sirb ran for 1,352 yards and 18 touchdowns as a junior... Intends to major in International Business at Saint Francis.



Doug Swoboda
Offensive Line

6-3 • 320
State College, Pa. •
State College

64

BEFORE SFU - Swoboda will stay close to home after playing at State College Area High School for Head Coach Matt Lintal... Helped the Little Lions to a 9-4 record in 2015... Played on both sides of the line... Selected All-Conference in the Mid-Penn League... Named Second Team All-State by WPA Football... Received the Karen A. Ganter Memorial Award for sportsmanship and the Dick Morgan Memorial Award for leadership... Also lettered in Track... Member of the Honor Roll.



Gibbs Tinne
Linebacker

5-11 • 206
Burtonsville, Md. •
Paint Branch

42

BEFORE SFU - Tinne played at Paint Branch High School for Head Coach Mike Nesmith... Led the Panthers to an 8-2 record in 2015... Lined up at linebacker and fullback... Named First Team All-Conference and All-County in Class AAAA... Totaled 82 tackles, with nine for loss, three sacks and an interception as a senior.



Aaron Yasulitis
Linebacker

5-11 • 200
Altoona, Pa. •
Bishop Guilfoyle

38

BEFORE SFU - Played at Bishop Guilfoyle for Head Coach Justin Wheeler... Helped the Crusaders win back-to-back Class A State Championships and 16-0 seasons... Played both sides of the ball, lining up at running back and linebacker... First Team All-State in Class A as a linebacker in 2015... Named to 2015 #TeamPA Defense by Pennsylvania Football News... On the offensive side, as a senior, gained 1,065 yards and 19 touchdowns on 126, averaging 8.5 yards per touch. Added seven catches for 106 yards and a score.... As a junior, ran for 298 yards and three scores. Added 104 yards and a touchdown receiving... Defensively, made 181 tackles as a senior, averaging 11.3 per game, with 39 tackles for loss and nine sacks. Also forced eight fumbles and recovered five. Recorded two interceptions, including a pick-six, broke up six passes and blocked a punt. ... As a junior, made 126 stops, with nine for loss, four sacks, three interceptions and a forced fumble. Returned an interception for a touchdown.



Chris Villarrial
Head Coach

Seventh Year at Saint Francis
Sixth Year as Head Coach
Indiana(Pa.) '96

Honors:

2015 NEC Coach of the Year

2015 Bob Ford Coach of the Year (Metro New York Football Writers)

2015 STATS FCS National Coach of the Year Finalist

Former National Football League All-Pro Offensive Lineman Chris Villarrial was named the 25th head coach of the Saint Francis University football program on December 20, 2009. After serving one year as the offensive coordinator under predecessor Dave Opfar, Villarrial will enter his seventh season at the helm of the Saint Francis football program in 2016.

With 24 career wins, Villarrial ranks third in program history. He is just one victory behind Frank Pergolizzi (1989-94) for second all-time and trails Art Martynuska (1969-79, 81) by 21 wins for first place.

Villarrial was named 2015 NEC Coach of the Year, the first in SFU program history, and was one of 15 finalists for STATS FCS National Coach of the Year after the football program took a big step in 2015, finishing with its first winning record since 1992. Led by Villarrial, the Red Flash went 7-4 overall and 4-2 in the NEC. He was also named Bob Ford Coach of the Year by the Metropolitan New York Football Writers as the top FCS coach in the Northeast Region in 2015.

The Red Flash won seven games in a season for just the fifth time in program history and finished with its first-ever winning record in the Northeast Conference. SFU also went 5-0 at home for the first time in program history.

Saint Francis finished second in the NEC standings, just one win away from the program's first NEC title.

The 2015 campaign began with Saint Francis winning its first season-opener since 2006 as it defeated Georgetown, 48-20. After losses at Towson and Youngstown State, the Red Flash earned wins over the University of Faith and East Tennessee State for the program's first 3-2 start since 2004 and first winning record in non-conference games since 1992.

Saint Francis started NEC play with a 43-14 win at home over Wagner. The following week, a comeback attempt fell short at Bryant as the Red Flash scored 21 unanswered points, but lost 26-24. However, the Red Flash bounced back to win three straight games, defeating Sacred Heart (23-14), Central Connecticut State (22-13) and Robert Morris (21-0).

The win over Robert Morris set up a game at Duquesne, which served as an NEC Championship game. With both teams entering the game at 4-1 in conference play, the winner would clinch the conference title and FCS playoff bid. The Red Flash jumped out to a 14-0 lead, but the Dukes came back to win, 30-20.

Nine Red Flash claimed All-NEC honors. Running back Khairi Dickson, receiver Terrell Smith, center Jimmy Marks, cornerback DaQuan Minter, safety/kick returner Lorenzo Jerome and kicker Lance Geesey all claimed First Team honors, while guard Christian Eubanks, tackle Sam Freireich and nose tackle Wesley Nagaseu earned Second Team accolades.

The football program continued its renaissance in 2014, again matching its highest win total in the FCS era with five victories. That marks the third consecutive season with five wins for the Red Flash and the Flash's third straight season with a .500-record in NEC play. That's a first for the program since joining the NEC in 1996.

35 / Coaches / SFUathletics.com / @SFU_Football

There were several marquee wins among those victories in 2014. The Flash defeated its first-ever ranked opponent when it won at No. 22 Sacred Heart, 30-27, in October. The following week, Villarrial led the Red Flash to its first win over Duquesne in five years and just the program's seventh win against the Dukes in 41 tries. A week after defeating Duquesne, the Flash went to Robert Morris and won, 40-7, to give the program its first three-game winning streak since moving to Div. I FCS in 1993.

Villarrial coached several individuals to impressive honors and awards. Junior running back Khairi Dickson was the NCAA Statistical Champion for rushing yards per game, averaging 155.3 yards per game. He was named Third Team All-America by The Sports Network and was also a Walter Payton Award watch list member. That award goes to the Most Outstanding Player at the FCS level. Dickson was also named the NEC Offensive Player of the Year, joining backfield mate Marcus Bagley on the awards roll. Bagley was named the NEC Offensive Rookie of the Year. That marked the first time in the history of the Northeast Conference that those awards came from the same position on the same team.

Villarrial coached 10 players to All-NEC recognition, including six All-NEC First Team selections. Lance Geesey had the best season for a Red Flash kicker in school history in 2014. The redshirt sophomore made 18-of-22 field goal attempts, easily the most in the conference and fourth most in the FCS. The 18 makes were easily a school record, shattering the 11 he made last season to tie Josh Thiel. He also led the NEC in field goal percentage, converting on 81.8 percent of his kicks. Zack Drayer pulled double-duty as the SFU quarterback and punter. His 37.8 yards per punt average was the best in the conference. He had a long of 54 yards while pinning 10 inside the opponents' 20 to just four touchbacks. It's also likely the first time the First Team punter also led the conference in passing efficiency during the course of the season.

The Red Flash continued its ascent in 2013, matching its 2012 win total with five. The Red Flash earned its first-ever victory at NEC foe Bryant, defeating the Bulldogs, 23-20, in November. That Bryant victory started a three-game stretch to close the regular season in which the Red Flash defense held its opponents to less than 21 points in each game. The last time an SFU defense did that in three consecutive games was Sept. 11-25, 1993.

Individual players flourished under Villarrial's leadership in 2013. Running back Kyle Harbridge was a Walter Payton Award watch list member. The trophy is given to the most outstanding FCS player in the nation. Harbridge was All-NEC First Team, rushing for a school-record 1,619 yards and 16 touchdowns. Harbridge also scored 110 points, becoming the first Red Flash player to score over 100 points in a season.

Harbridge joined senior safety Jake DeMedal in earning NFL tryouts following the 2013 season. Harbridge worked out for the New England Patriots while DeMedal worked out for the Pittsburgh Steelers. DeMedal had another standout season to cap his collegiate career. He finished second on the team and eighth in the NEC with 72 tackles and tied for third on the Flash with four passes defended. He was a All-NEC First Team pick for the second straight year.

DeMedal's fellow defensive backs DaQuan Minter and Lorenzo Jerome each finished the year with six interceptions to tie for third in the FCS in that category. Jerome was named the NEC Defensive Rookie of the Year for his performance.

In 2012, Villarrial led the Red Flash to five victories, the most wins in a season since 1992 and the school's best record as a member of the Division I FCS. Last season's squad featured the most potent rushing attack in school history, setting single-season marks for rushing attempts (502) and yards (2,610). It also was the highest scoring team in school history, registering 307 points on 39 touchdowns and 11 field goals, all school records. Six players earned all-conference honors, with Jakob DeMedal and Josh Thiel making the NEC First Team and running back Anthony Abeid earning Offensive Rookie of the Year honors.

In 2011, Villarrial helped turn the Red Flash offense into one of the most potent in the nation as the SFU offense attack rewrote the school record book. The Flash set single-season school records in 2011 for points, touchdowns and rushing yards. Saint Francis also boasted the most efficient offense in the Northeast Conference in the red zone and the 23rd-best in the Football Championship Subdivision. Villarrial tutored two of his players, Kyle Harbridge and Anthony Bowman, to All-American honors and also placed three student-athletes on All-NEC teams (Harbridge, Bowman and offensive lineman Jordan Kelly). The Saint Francis rushing offense ranked second in the Northeast Conference and 20th nationally averaging over 204 yards per-game. SFU ranked third in the NEC in total offense racking up over 379 yards a game. Villarrial tutored the offensive line into one of the best blocking units in the conference as they cleared the way for SFU running backs to post nine games with 100-yards rushing or more. The offensive line was key in opening holes for Harbridge, as he set single-season school records for rushing yards, touchdowns and points. On Sept. 17, 2011 against Morehead State, Villarrial won his second consecutive home opener and for the second season in row the Red Flash offense scored over 40 points in their first home game of the season. In the Morehead State game, Harbridge rushed for a school record 367 yards while also racking up 457 all-purpose yards as SFU rallied from 21-points down to win 50-49. Villarrial also picked up a win against Central Connecticut State, the 2010 NEC Co-Champion, holding them to just 13 points while rushing for 304 yards. Saint Francis student-athletes also achieved success off the field in 2011 as John Kelly and Jeff Wasilewski earned Academic All-District honors and the Red Flash placed 36 on the NEC Academic Honor Roll.

In his first full season with the Red Flash, Villarrial guided his team to a 1-10 overall record and a 1-7 mark in Northeast Conference play. With the largest home crowd since 2007 on hand, Villarrial's football squad captured its lone victory of the season in impressive, dominating fashion. In front of a national television audience, the Red Flash defeated conference foe Sacred Heart 41-0, which is tied for the largest margin of victory since 1971 and just the second shutout win for the Red Flash in 14 seasons. During the game, Saint Francis set a program record for interceptions in a game by pulling in seven. Additionally, two players under Villarrial's direction were named All-NEC and four were selected to this year's preseason All-Northeast team.

During his first season in Loretto prior to being named head coach, Villarrial designed and implemented a successful West Coast Offense that saw the Red Flash improve from 11.4 ppg in 2008 to 15.6 ppg in 2009, against the toughest schedule in school history. Saint Francis also averaged over 100 rushing yards per game (115.9) after averaging just 70.1 rushing yards per game in 2008. Villarrial had two players – senior offensive lineman Cody Kekipi (Waimanalo, Hawaii / Punahou) and senior wide receiver Antoine Rivera (Willingboro, N.J. / Willingboro) – named to the all-Northeast Conference first or second team. He also oversaw the development of freshman running back/kick return specialist Kyle Harbridge (Easton, Pa. / Easton Area), who was a finalist for Northeast Conference Offensive Rookie-of-the-Year honors after leading the team in all-purpose yardage (103.9 yards per game), which was good for seventh in the Northeast Conference.

Also during his first season in Loretto, Villarrial helped the Red Flash to an improved record after a winless season in 2008, and guided the Red Flash to the second-best single-game rushing total in school history, a 427-yard performance in a victory over in-state Northeast Conference rival Duquesne.

A native of Hershey, Pa., Villarrial spent 11 seasons in the NFL as an offensive lineman with the Chicago Bears (1996-2004) and the Buffalo Bills (2004-06).

Villarrial made an impression on NFL scouts prior by breaking the NFL Combine Bench Press Record, and was then drafted in the fifth round (152nd overall) by Dave Wannstedt in April of 1996. As a member of the Chicago Bears from 1996-2004, Villarrial played six seasons under head coach Dick Jauron, and was a two-year All-Pro player in addition to being named to the All-Joe Team. He paved the way for a 1000-yard rusher every season, blocked for Anthony Thomas, who was the NFL Offensive Rookie-of-the-Year in 2001, and was a member of an offensive line that gave up the fewest sacks in the NFL in 2001, when the Bears advanced to the NFC Divisional Playoff Game. He also received the Golden Bear Award, which is given to the rookie who has perfect attendance in the weight room.

Villarrial was one of the most sought out free agents in Buffalo Bills history for head coach Mike Mularkey, and continued his streak of 1,000-yard rushers every season with the Bills. He was a member of an offensive line that gave up the fewest sacks in franchise history. Villarrial, who also played two seasons in Buffalo under coach Jauron, finished his NFL career with 148 starts.

Following his professional career, Villarrial returned to Ebensburg, where he served two seasons as the offensive coordinator for the Central Cambria High School football team. He led the team to two district title games, and personally helped 13 players continue their playing careers at the collegiate level, while developing and implementing a successful strength and conditioning program.

Villarrial, who has been active in the community with Special Olympics and cancer research funding, played his collegiate football for head coach Frank Cignetti at Indiana University of Pennsylvania, where he studied Special Education, with a concentration in rehabilitation. While playing for IUP, Villarrial was a three-year All-American and three-year all-conference player. He played in the 1993 Division II national championship game, and received the Jim Langer Award for Best Lineman in Division II in 1996. Villarrial had his college jersey No. 75 retired by IUP.

Villarrial is a 1991 graduate of Hershey High School, where he played for head coach Bob "Gump" May. Hershey retired Villarrial's high school jersey No. 78 on May 5, 2001.

Career Record

Year	Record	NEC Record	NEC Finish
2010	1-10	1-7	9th
2011	2-9	1-7	9th
2012	5-6	4-4	4th
2013	5-6	3-3	T-3rd
2014	5-6	3-3	4th
2015	6-4*	4-2	2nd
Total(6 Years)	24-41	16-26	

* Win over University of Faith (2015) is not recognized by the NCAA. Stats and records from that game do not count.





Eric Long Offensive Coordinator

Fifth Year at Saint Francis
12th Year Overall
St. John Fisher College '04

Eric Long begins his fifth season as the Saint Francis offensive coordinator in 2016. Under Long's tutelage, the Red Flash offense has had some of the best seasons in school history while featuring some of the best players in the program's history.

In 2015, Long's offense ranked second in the Northeast Conference and 49th in the FCS, averaging 28.2 points per game. The Red Flash averaged 361.7 total yards, with 158.7 coming on the ground to place second in the league. SFU also averaged 203 passing yards per game.

The Red Flash ranked second in the FCS in Red Zone conversions, going 37-for-40 (92.5 percent), with 24 touchdowns. SFU also ranked sixth in the nation in fourth down conversions (71.4 percent), going five-for-seven.

Saint Francis scored at least 20 points in 10 of 11 games this season, including all six NEC games. The Red Flash scored at least 40 points in four games (Georgetown, University of Faith, East Tennessee State and Wagner). Since 2012, SFU has nine games with 40 or more points.

Quarterback Zack Drayer continued his development, completing just fewer than 61 percent of his passes for 1,977 yards, 15 touchdowns and nine interceptions. He matched his touchdown total from 2014 and improved his yards total by 522. Drayer also had three rushing touchdowns. Drayer's 1,977 yards were the most by an SFU signal caller since Anthony Doria in 2005 (2,895 yards). The junior topped 200 yards in six games after only two such games in 2014. Drayer also threw for two or more touchdowns in six games, with four of those coming in conference play.

Senior running back Khairi Dickson earned First Team All-NEC honors after topping 1,000 rushing yards for the second straight season, gaining 1,003 yards and eight touchdowns on 184 carries. Dickson averaged 100.3 yards per game, ranking second in the NEC and 15th in the FCS. The Cleveland native hit the century mark in six games, including five times in NEC play. Dickson passed the 3,000-yard mark in the win at Central Connecticut State and ends his career with 3,272 rushing yards, ranking third all-time at SFU. He also has 3,725 all-purpose yards for his career to also place third all-time in program history.

Sophomore running back Marcus Bagley was also a major piece in the offense, rushing for 626 yards and two touchdowns on 113 carries. He ranked fifth in the league in yards per game.

The Saint Francis offense became balanced with the emergence of a few Red Flash receivers. One of the top breakout players was senior Terell Smith, who posted 53 catches for 920 yards and eight touchdowns to earn First Team All-NEC honors. Smith finished with the second-most yards in a season in program history and tied for the third-most touchdowns. He had five games with over 100 yards receiving after entering the year with only one previous game over 100 yards. Smith connected with Drayer on a school-record 98-yard touchdown in the win over Sacred Heart. Maryland-transfer Daniel Adams and senior Anthony Abeid joined Smith as key receivers. Adams caught 24 passes for 383 yards and two touchdowns, while Abeid had 24 receptions for 300 yards, despite only playing in seven games while fighting through an injury.

On the offensive line, center Jimmy Marks earned First Team All-NEC accolades, while tackle Sam Freireich and guard Christian Eubanks claimed Second Team honors.

In 2014, Long and his offensive unit broke their own school records from 2012 with 354 points scored and 43 touchdowns. Leading the way for the Flash was junior running back Khairi Dickson, the NCAA Statistical Champion for rushing yards per game, averaging 155.3 yards per game. He was named Third Team All-America by The Sports Network and was also a Walter Payton Award watch list member.

That award goes to the Most Outstanding Player at the FCS level. Dickson was also named the NEC Offensive Player of the Year, joining backfield mate Marcus Bagley on the awards roll. Bagley was named the NEC Offensive Rookie of the Year. That marked the first time in the history of the Northeast Conference that those awards came from the same position on the same team.

Long also oversaw the maturation of sophomore quarterback Zack Drayer. Drayer led the Northeast Conference in passer efficiency while setting the school record in that category, and he tied the SFU school record for touchdown passes in a game with four at Wagner in October. Drayer finished the season tied for fourth on the school's single-season passing touchdown list with 15.

In 2013, running back Kyle Harbridge had one of the most prolific offensive seasons in school history under Long's tutelage. Harbridge set school records with 1,619 yards rushing and 16 rushing touchdowns while becoming the first player at Saint Francis to score more than 100 points in a season. Harbridge, a Second Team All America selection, was named All-NEC First Team along with offensive lineman Thurston Kino.

In his first year at SFU, the team set numerous offensive records. The 2012 squad featured the most potent rushing attack in school history, setting single-season marks for rushing attempts (502) and yards (2,610). It also was the highest scoring team in school history, registering 307 points on 39 touchdowns and 11 field goals, all school records.

The Red Flash also set single game records for first downs (30), total offensive yards (557) and rushing yards at Morehead State in September.

He joined the Red Flash prior to the 2012 season after five seasons on the staff at Mercyhurst College, serving as the Lakers' offensive coordinator while also guiding the wide receivers and tight ends. In 2010, Long also took on the role of recruiting coordinator.

Prior to his role as offensive coordinator, Long spent his first year on staff working with the running backs and tight ends. Additionally, he has been the team's academic coordinator since 2007.

During Long's tenure as offensive coordinator, the Lakers have done well in the Pennsylvania State Athletic Conference.

Last year, Mercyhurst won six of seven conference games including two 1-point thrillers in back-to-back weeks at Indiana University of Pa and Edinboro. The Edinboro game was decided by a two-point conversion in overtime. The Lakers amassed 354 points in 13 games in 2010 (27.4).

The team won 10 games overall, the most-ever, and made a first-ever appearance in NCAA postseason play in which it went 1-1.


In 2009, Mercyhurst had three offensive players earn all-conference honors, including a second team selection at tight end in Josh Szeluga who would go on to be selected to play in the Valero Cactus All-Star Game. In 2008, the Lakers also had three all-conference selections, including first-team All-PSAC West running back Richard Stokes. Stokes finished his career as the Lakers' leader in scoring (242), all-purpose yards (4,744) and rushing yards (3,381). Mercyhurst posted a 7-4 mark in that year, marking the best record in 14 years for the program.

A six-year member of the American Football Coaches Association, Long earned his start in coaching at NCAA Division III institution St. John Fisher College. While a member of the Cardinals' varsity football team, Long worked as a coaching assistant for the junior varsity squad, primarily serving as the co-offensive coordinator and quarterback coach.

Long graduated magna cum laude with a degree in business management from St. John Fisher College in 2004 and then received his master's degree in business administration from Albany State in 2007 after serving two years as a graduate assistant at Fort Valley State.

While on the staff at Fort Valley State, Long was responsible for the tight ends and quarterbacks in addition to his primary responsibility as video coordinator.

The Syracuse, N.Y. native and his wife Christine have two children, Ethan and Juliana.



Marco Pecora

Defensive Coordinator

Third Year at Saint Francis
Third Year Overall
Pittsburgh '12

Marco Pecora begins his third season with the Red Flash in 2016 and first season as Defensive Coordinator after serving as Defensive Backs Coach the last two years.

Pecora coached a Saint Francis secondary that helped the Red Flash defense rank ninth in the FCS in pass defense in 2015, allowing only 163 yards per game. SFU was also 17th in the nation in total defense, giving up 309.3 yards per game. Saint Francis held three opponents to under 100 yards passing and five teams to under 150 yards. SFU was also fifth in the nation in pass efficiency defense, with a rating of 99.15.

The secondary unit was one of the strongest defensive units in the conference. Cornerback DaQuan Minter and safety Lorenzo Jerome each earned First Team All-NEC honors, while safety Delondo Boyd was named to the CFPA Defensive Back of the Year Award Midseason Watch List.

Jerome ranked third on the Red Flash defense with 58 tackles, including 33 solo, 5.5 for loss and 2.5 sacks. He tied for the team-lead and second in the conference with three interceptions, which he returned for a total of 115 yards. Jerome also had seven pass breakups.

Minter ranked fifth in the FCS in passes defended per game, despite missing four contests with an injury. Minter intercepted two passes and broke up 11. He added 26 tackles, with 21 solo. Minter picked off passes against Sacred Heart and Duquesne, while covering two of the conference's top receivers: Sacred Heart's Tyler Dube and Duquesne's Chris King.

Boyd tied for the team-lead and second in the conference with three interceptions. He picked off two passes vs. Georgetown, returning one 35 yards for a touchdown. Boyd recorded 49 tackles, with 33 solo and three for loss, and forced a fumble.

At the opposite corner, Malik Duncan made 27 stops on the year, with 19 solo. He also broke up seven passes and intercepted one vs. Robert Morris.

Other contributors in the secondary included Robert Miller, Angelo Perrucci and Jalen Wells. Miller had a 40-yard pick-six at East Tennessee State, while Perrucci picked off a pass vs. Sacred Heart. Wells had 18 stops and two pass breakups.

Pecora led the secondary to a successful season in 2014, guiding the unit to the No. 14 pass defense in the nation and second best in the conference. The secondary also boasted two All-NEC First Team selections in safeties Bishop Neal and Lorenzo Jerome. Jerome and Neal finished first and second on the team, respectively, in tackles. Jerome finished the 2014 season with 16 total passes defended, second most in the NEC. Pecora also assisted defensive back DaQuan Minter to finish among the top 10 in interceptions in the FCS last year.

Pecora graduated from the University of Pittsburgh in 2012 with his bachelor's of science in history. He was a three-year letterman with the Panthers football team where he was a two-time All-Academic Big East selection. After suffering an injury leading into his senior season, he worked as a student assistant, working with special teams scouting and breaking down video. Following his graduation from Pittsburgh, he played his final season of eligibility at Indiana University of Pittsburgh, where he started at free safety all season. Pecora earned three "Defensive Player of the Week" nods while leading the defense to the No. 2 red zone defense in the country.

Pecora lives in Johnstown.



Brian Wright

Receivers Coach

Eighth Year at Saint Francis
Eighth Year Overall
Towson '83

Brian Wright enters his eighth season as an assistant coach with the Red Flash in 2016, where he will continue to work with the receiving corps of the Flash.

Wright coached a strong group of Saint Francis receivers in 2015. The group helped the Red Flash offense to average 28.2 points per game, ranking second in the NEC and 49th in the FCS. SFU averaged 203 passing yards per game. Seven different receivers caught a pass from quarterback Zack Drayer.

Senior Terrell Smith was one of the top breakout players this year for the Red Flash. Smith caught 53 passes for 920 yards and eight touchdowns. Smith's 920 yards are the second-most in a season at Saint Francis and eight touchdowns are tied for the third-most. He earned First Team All-NEC honors after posting five 100-yard games after entering the year with only one previous 100-yard game in his career. One of Smith's top performances of the year came in a win vs. Sacred Heart. Smith hauled in a 64-yard touchdown pass in the third quarter before scoring on a school-record 98-yard touchdown in the fourth quarter.

Fellow senior and Maryland transfer Daniel Adams had 24 receptions for 383 yards and two touchdowns. Adams made his biggest impact of the year in NEC play, with 284 yards coming against conference opponents. Anthony Abeid contributed 24 catches for 300 yards, with his top performance of the season coming against SHU, when he had seven receptions for 103 yards. Freshman Kamron Lewis added 11 catches for 107 yards, with a few solid performances in NEC play.

Wright coached junior receiver Anthony Abeid to All-NEC Second Team honors in 2014. He caught seven touchdown passes in 2014, the most for a Red Flash receiver since Antoine Rivera caught that same amount in 2007. Abeid was a College Football Performance Awards (CFPA) Honorable Mention for his eight catches for 189 yards and two touchdowns at Wagner, and he won NEC Offensive Player of the Week honors for his three catches for 86 yards and two touchdowns at No. 22 Sacred Heart. Abeid also threw a touchdown pass on the first play of the game on a reverse to give the Flash the early lead. His seven touchdown receptions tied him for fifth on the school's single-season list.

Terrell Smith's three touchdowns were second on the team, and six other SFU receivers made touchdown receptions in 2014. Smith had touchdown receptions in three of four games, and his six-catch, 105-yard effort at No. 22 Sacred Heart helped the Flash to the upset win.

In the Red Flash's rush-heavy offense in 2013, Wright still guided senior receiver Dane Domonkos to the most receptions (25) and yards (392) for a SFU pass catcher in two years. Ten different receivers made a grab during the course of the season, with the top four receivers combining for 62 receptions for 991 yards. Terrell Smith made the longest grab of the season, a 72-yard touchdown pass from Max Ward on the Red Flash's first play from scrimmage at No. 17 James Madison.

The Saint Francis receivers hauled in 111 passes for 1,414 yards in 2012 under the eye of Wright. The Red Flash also caught 14 touchdown passes for the second consecutive season as the team set a school record with 39 team touchdowns. A.J. Alexander hauled in five touchdown passes to lead the team.

Wright directed the Red Flash receiving corps to 1,928 yards receiving and 14 touchdowns in 2011. The Saint Francis receiving boasted three receivers with a 13-yards per catch average or better in 2011 including Alexander, who averaged 19.6-yards per catch. With Wright's guidance, Alexander ranked up 490 total receiving yards and six touchdowns to lead all Red Flash receivers in 2011.

Under Wright in 2010, the receivers group posted 1,358 yards receiving and snagged 12 touchdown passes. Senior Omar Winston led the way of all receivers by recording 413 receiving yards and six touchdowns.

In 2009, with Wright's guidance, senior receiver Antoine Rivera recovered from a serious knee injury to end up a Second-Team All-Northeast Conference performer. Rivera finished the season with 53 catches for 689 yards and four touchdowns. Rivera's 4.82 receptions per game ranked tied for third in the conference, his 62.6 yards per game fourth, and his four touchdowns sixth.

Before coming to Saint Francis, Wright was active in coaching both Greater Johnstown and Central Cambria High Schools, working with quarterbacks and wide receivers. In 2007 and 2008, Wright helped the Central Cambria reach the District 6 championship game. Wright also helped the Red Devils to a pair of District 6 championships in 1995 and 1996.

In 2002, Wright guided the Greater Johnstown Trojans to the District 6 championship game. The Trojans went on to win the title in 2003 and compete in the state quarterfinals.

Prior to his coaching career, Wright played four seasons at Towson University as a wide receiver.



Brian White
**Offensive Line Coach/
 Run Game Coordinator**
 Third Year at Saint Francis
 15th Year Overall
 Youngstown State '93

A two-time FCS national champion as a player at Youngstown State under head coach Jim Tressel, Brian White begins his third year as the offensive line coach and run game coordinator for the Red Flash in 2016.

White led a Red Flash offensive line that helped Saint Francis to be one of the top offenses in the NEC in 2015. The Red Flash finished second in the league and 49th in the FCS, averaging 28.2 points per game. SFU also averaged 361.7 total yards, with 203 through the air and 158.7 on the ground. Saint Francis placed second in the conference in rushing offense.

The SFU offensive line helped running back Khairi Dickson to go over the 1,000-yard mark (1,003) for the second straight season as he averaged 5.5 yards per carry and scored eight times. Dickson had six 100-yard games, including five in NEC play. Marcus Bagley gained 626 yards and two touchdowns this season, with three 100-yard games.

The line also protected quarterback Zack Drayer, helping him to complete nearly 61 percent of his passes for 1,977 yards and 15 touchdowns. Drayer also ran for three touchdowns. The junior had six performances of 200 yards or more and also threw two or more touchdown passes in six games.

Anchoring the line was Jimmy Marks, who was named a First Team All-NEC center after making the move from guard this season. Marks earned All-NEC honors for the second straight season. Marks started all 11 games this season.

Tackle Sam Freireich claimed Second Team All-NEC accolades after starting all 11 games at left tackle after transferring from Blinn College (Texas).

Freshman guard Christian Eubanks was also selected Second Team All-NEC for his efforts in eight starts this season.

Sophomore tackle Evan Ferguson was also a key part of the line, starting all 11 contests at right tackle. Fellow sophomore Mederick Flavius started 10 games at guard. Freshman Andrew Lucci earned four starts at guard, while Mike Ames had one start.

Junior Michael Boyd and freshman Isaac Jackson Jr. also saw time on the line this season.

In 2014, White's line contributed to one of the top rushing attacks in the FCS. Khairi Dickson was the NCAA Statistical Champion in rushing yards per game and was a Third Team All-America selection. He was also the NEC Offensive Player of the Year, and freshman Marcus Bagley was the NEC Offensive Rookie of the Year. It's the first time in conference history that those awards were won by players from the same position on the same team.

White spent the 2013 season as the assistant head coach and offensive coordinator at Livingstone College, guiding Blue Bears quarterback Drew Powell to 2,127 yards and 16 touchdown passes, both second-most in the CIAA. Powell also averaged 18 completions per game, good for third in the conference.

Prior to spending the 2012 season in Loretto, White was the offensive line coach for Lake Erie College in 2011.

White also spent three seasons on the staff at Texas Southern University in Houston, working as a running backs coach in 2010 and an offensive line coach from 2008-09. In his final season with Texas Southern, White helped the Tigers to a 9-3 overall record and the Southwestern Athletics Conference title. He also tutored running back Marcus Wright to the school's single-season rushing record.

Before joining the Tigers, White spent two seasons with Kentucky State University as an offensive line coach, helping two of his student-athletes to all-conference honors. In 2005, White spent a season as an offensive line coach at Lock Haven. Prior to Lock Haven, White spent three seasons at his alma mater, working with the tight ends at Youngstown State. While there, he helped Michael Roberts to All-American honors.

White played for Youngstown State from 1989-1993, winning national championships in 1991 and 1993. The Penguins also were national runners-up in 1992.



Josh Hutchison
**Tight End Coach/
 Special Teams**

Third Year at Saint Francis
 Fourth Year Overall
 Temple '10

Josh Hutchison enters his third year at Saint Francis, serving as the tight ends coach for the Red Flash in 2016. Hutchison also helps with the special teams units.

The running back and tight end units helped the Saint Francis offense to rank second in the NEC and 49th in the FCS in scoring, averaging 28.2 points per game, in 2015. SFU also ranked second in the league in rushing, gaining 158.7 yards per contest.

Senior Khairi Dickson was named First Team All-NEC for the second straight year after rushing for 1,003 yards and eight touchdowns on 184 carries. Dickson averaged 5.5 yards per carry and 100.3 yards per game. He ranked second in the NEC and 15th in the FCS in rushing yards per game. Dickson hit the 100-yard mark in six games this season, including five times in conference games. Dickson was on the STATS FCS Offensive Player of the Year and CFPA National Performer of the Year Watch Lists.

Sophomore Marcus Bagley ranked fifth in the NEC in rushing yards per game. Bagley totaled 626 yards and two touchdowns on 113 carries. Bagley had three 100-yard games on the year.

At tight end, Frank Failace started nine games and tied a school record with three touchdown catches vs. Wagner.

On special teams, kicker Lance Geesey led the FCS in field goal percentage, making 16-of-17 attempts for 94 percent. Geesey was also first in the NEC and sixth in the FCS in field goals made per game (1.6). The First Team All-NEC selection hit 28-of-29 extra point attempts and led the conference in total points (76). Geesey hit three or more field goals in three games. The three-time NEC Special Teams Player of the Week honoree set a program and NEC-record with five field goals at Central Connecticut State. For his efforts, Geesey was named STATS FCS National Special Teams Player of the Week. He also punted during the last two games of the season, averaging 37.1 yards per kick. Geesey was a finalist for CFPA Kicker of the Year.

Junior kick returner Lorenzo Jerome led the nation in kick return average, with 31.2 yards per return to earn First Team All-NEC honors. Jerome totaled 531 yards on two touchdowns on 17 returns. Jerome had a school-record 99-yard return for a touchdown at Towson. Three weeks later, Jerome returned the opening kickoff at East Tennessee State 98 yards for a score. The Florida native also returned punts with 101 yards on 15 returns. Jerome was a finalist for STATS FCS National Returner of the Year.

Zack Drayer handled the punting duties for most of the season, averaging 34.9 yards per punt and placing 10 inside the 20-yard line.

During the 2014 campaign, Hutchison mentored kicker Lance Geesey to an All-NEC First Team selection, as the redshirt sophomore had easily the best season for a kicker in Red Flash history. The redshirt sophomore made 18-of-22 field goal attempts, the most in the conference and fourth most in the FCS. The 18 makes were a school record, shattering the 11 he made last season to tie Josh Thiel. He also led the NEC in field goal percentage, converting on 81.8 percent of his kicks.

Prior to his role at Saint Francis, Hutchison served as the wide receivers and defensive backs coach for Hollidaysburg Area High School for the varsity program. He also was given more responsibilities with the junior varsity program, where he was named the offensive coordinator.

Hutchison attended Temple University from 2006 until 2010, where he earned his bachelor's of arts in criminal justice. While at Temple, he was a two-year letterman where he played wide receiver, defensive back and started on special teams. He received the J. Myron Honigman Award for Spirit, Dedication and Loyalty in his senior season and played in the Eagle Bank Bowl in 2009. Hutchison returned to his alma mater in 2013 in a coaching capacity in which he assisted the wide receivers coaches while also helping with film and football operations.

Hutchison resides in Hollidaysburg.



Garrett Clawson Running Backs Coach/ Special Teams

Third Year at Saint Francis
Eighth Year Overall

Garrett Clawson returns to Saint Francis as running backs coach and special teams coordinator. Clawson helped coach special teams for the 2013 season.

Clawson spent the last two seasons at Westminster College, where he also served as the running backs and kickers coach.

Under his guidance, Westminster did not give up a blocked punt, blocked kick or special teams touchdown during the 2014 season. He also helped kicker Justin Dahl to set new career-highs as Dahl made 8-of-9 Field Goal attempts, 30-of-33 extra point attempts, and was named First Team All-PAC.

In his first stint at Saint Francis, Clawson helped Lance Geey to tie two school records for field goals in a season(11) and field goals in a game(3).

Clawson was an All-NEC kicker at Robert Morris after transferring in 2008 after playing at Temple University. Clawson led the team in scoring his first year at Robert Morris and was named First Team All-NEC in 2009. He hit 14 field goals to set a new single-season record and won NEC Special Teams Player of the Week in three consecutive weeks.

The Duncansville, Pa. native finished his RMU career with 139 points to rank fifth in school history and helped the Colonials to win the NEC title in 2010.



Matt Gueguen Defensive Line Coach

Third Year at Saint Francis
Eighth Year Overall
Slippery Rock '09

Matt Gueguen enters his third year on the Saint Francis coaching staff as the team's defensive line coach in 2016.

Gueguen led a Red Flash defensive line that helped SFU rank second in the NEC and 28th in the FCS in scoring defense (20.9 ppg) in 2015. The Red Flash led the league and placed 17th in the nation in total defense, allowing 309.3 yards per game. SFU also finished 40th in the FCS in rush defense, giving up 146.3 yards per game. The Red Flash were among the top teams in the nation in pass defense, allowing only 163 yards per game, to rank ninth in the FCS.

The defensive line helped Saint Francis to average 2.6 sacks per game, good for 25th in the FCS.

The line was a very consistent unit in 2015, with Wesley Nagaseu, Erik Walker and Luke Weiss starting all 11 games this season.

Nagaseu was one of the top performers in the NEC, earning Second Team honors. The junior made the move to nose tackle this year after spending the last two at linebacker. Nagaseu used his size and quickness to lead the line with 37 tackles, including 19 solo, eight for loss and team for the team-lead with four sacks. Nagaseu also forced a fumble at Duquesne. Nagaseu's top performance of the season came at Central Connecticut State, where he had five stops, with 2.5 for loss and two sacks.

The senior, Walker, was close behind Nagaseu with 35 tackles, including 22 solo, eight for loss and four sacks. Weiss contributed 18 tackles, with five solo and one for loss, and also recovered a fumble.

Freshman Louie Gartner had a breakout rookie year, earning three NEC Rookie of the Week awards. He tied for the team-lead with four sacks while also having 25 tackles, including 5.5 for loss. His first award came after a 3.5-tackle for loss, two-sack performance at East Tennessee State, where he also forced a fumble.

Gueguen headed a pretty solid defensive line during the 2014 season. Senior Terrace Bourne put together a strong 2014 campaign with 45 tackles, 6.5 of them were for a loss, which led the Red Flash. Bourne was named to the All-Northeast Conference Second Team for his efforts during the season. Lorenzo Coscarelli came into his own during his senior season tallying 33 tackles and a sack. Gueguen also oversaw senior Brody Maughan-Evanson on and off the field, he recorded 30 tackles and earned a spot on the CoSIDA Academic All-District Team.

Gueguen spent the past four seasons as the defensive line coach and recruiting coordinator at Mercyhurst University in Erie, Pa. Last season, the Lakers allowed just 130.6 rushing yards per game, finishing in the top quarter of Div. II defenses. The defense also finished first in the PSAC in fewest first downs allowed.

Mercyhurst won six of its final seven games of the season to finish the year 7-4. In his four seasons with the team, the Lakers went a combined 30-16 and were 18-11 in PSAC play.

He served as an assistant coach and assistant video coordinator at Coastal Carolina in 2009. While assisting with the defensive line that season, the Chanticleers finished with 25 sacks, tied for third most in school history. Defensive end Phillip Oboh finished with 6.5 sacks, tied for second most in a season.

Gueguen played as an offensive lineman at Slippery Rock University from 2005-09 while earning a degree in sport management. He earned a master's degree in organizational leadership from Mercyhurst in 2012.



Bishop Neal

Defensive Backs Coach

First Year at Saint Francis
Third Year Overall
Saint Francis '14

Bishop Neal returns to Saint Francis as Defensive Backs coach after playing for the Red Flash from 2011-14.

Neal served as Linebackers Coach at Westminster College in 2015. Helped the Titans to a 9-2 record and a win in the ECAC James Lynah Bowl against St. John Fisher College. The Titans ranked 11th in Division III in total defense and 23rd in scoring defense.

Neal was a three-year starter and a major contributor all four years he played at Saint Francis, named a First Team All-NEC selection as a senior after earning Second Team honors as a junior. Appeared in 43 career games and made 271 career tackles at SFU, including 30 for loss and six sacks.

Majored in Physical Therapy at Saint Francis.



Evan Knight

Linebackers Coach

Second Year at Saint Francis
Third Year Overall
Central Missouri '12

Evan Knight joined the Saint Francis Football coaching staff in 2015, serving as linebackers coach.

Knight coached a linebacker unit that helped SFU to be one of the top defenses in the NEC in 2015. The Red Flash was second in the league and 28th in the FCS in scoring defense, allowing 20.9 points per game. The defense allowed 309.3 total yards, topping the conference and ranking 17th in the nation. The Red Flash gave up 146.3 rushing yards per game to rank 40th in the FCS and 163 passing yards to rank ninth in the nation. SFU averaged 2.6 sacks per game to rank 25th in the FCS.

Inside linebacker senior Semo Sila led the team with 77 tackles, including 31 solo, six for loss and a sack. Sila also broke up two passes and forced a fumble. He had two double-digit tackle games, including a 14-stop performance at Towson.

At the other inside spot, junior Solomon Leaeno was second on the squad with 61 tackles, with 31 solo. He had a team-leading 12.5 tackles for loss and tied for the team-lead with four sacks. Lead the team in tackles for four straight games to end the season, including three double-digit performances.

On the outside, senior Max Ma'afala-Maiava recorded 48 tackles, with 25 solo, six for loss and 3.5 sacks as well as a forced fumble. Marcus Pickens had 23 stops, with 19 solo and 2.5 for loss. Ma'afala-Maiava earned NEC Defensive Player of the Week for his performance in the win over Wagner, when he had five tackles, two sacks and a forced fumble.

Two freshmen also played key roles on the linebacker units. Sean Orsini had 26 tackles, with 10 solo, 2.5 for loss and a sack. He also picked off a pass at East Tennessee State, which he returned 34 yards for a touchdown. Ben Bruni recorded 23 stops, with 12 solo, 1.5 for loss and a sack.

Knight spent the two previous years at the University of Central Missouri. Knight coached the defensive line, quarterbacks and special teams. He also helped with the strength and conditioning program.

As the defensive line coach, Knight helped Russell Allen and Jason Venckus to earn All-MIAA honors in 2014. Knight coached all position drills on special teams and helped run quarterback drills.

Knight was a four-year letterman at Central Missouri, where he started 28 games at line-backer. He compiled 179 tackles, 1.5 sacks, seven pass breakups and an interception. He was also a four-time member of the MIAA Academic Honor Roll.

2015 Team Statistics

TEAM STATISTICS.....SFU	OPP
SCORING.....282	209
Points Per Game.....28.2	20.9
Points Off Turnovers.....52	13
FIRST DOWNS.....180	175
Rushing.....75	84
Passing.....92	74
Penalty.....13	17
RUSHING YARDAGE.....1587	1463
Yards gained rushing.....1932	1773
Yards lost rushing.....345	310
Rushing Attempts.....381	363
Average Per Rush.....4.2	4.0
Average Per Game.....158.7	146.3
TDs Rushing.....14	15
PASSING YARDAGE.....2030	1630
Comp-Att-Int.....153-251-9	133-268-12
Average Per Pass.....8.1	6.1
Average Per Catch.....13.3	12.3
Average Per Game.....203.0	163.0
TDs Passing.....15	6
TOTAL OFFENSE.....3617	3093
Total Plays.....632	631
Average Per Play.....5.7	4.9
Average Per Game.....361.7	309.3
KICK RETURNS: #-Yards.....32-702	44-1081
PUNT RETURNS: #-Yards.....18-169	16-322
INT RETURNS: #-Yards.....12-255	9-101
KICK RETURN AVERAGE.....21.9	24.6
PUNT RETURN AVERAGE.....9.4	20.1
INT RETURN AVERAGE.....21.2	11.2
FUMBLES-LOST.....10-5	10-4
PENALTIES-Yards.....80-769	53-506
Average Per Game.....76.9	50.6
PUNTS-Yards.....50-1721	60-2245
Average Per Punt.....34.4	37.4
Net punt average.....27.2	33.9
KICKOFFS-Yards.....58-3453	42-2102
Average Per Kick.....59.5	50.0
Net kick average.....36.6	30.4
TIME OF POSSESSION/Game.....32:00	28:00
3RD-DOWN Conversions.....49/128	49/139
3rd-Down Pct.....38%	35%
4TH-DOWN Conversions.....5/7	6/17
4th-Down Pct.....71%	35%
SACKS BY-Yards.....26-186	26-195
MISC YARDS.....0	0
TOUCHDOWNS SCORED.....34	27
FIELD GOALS-ATTEMPTS.....16-17	6-9
ON-SIDE KICKS.....1-2	0-1
RED-ZONE SCORES.....(37-40) 93%	(23-33) 70%
RED-ZONE TOUCHDOWNS.....(24-40) 60%	(17-33) 52%
PAT-ATTEMPTS.....(28-29) 97%	(25-26) 96%
ATTENDANCE.....6326	42081
Games/Avg Per Game.....4/1582	6/7014
Neutral Site Games.....	0/0

SCORE BY QUARTERS	1st	2nd	3rd	4th	Total
Saint Francis	88	46	56	92	282
Opponents	40	69	69	31	209

2015 Individual Statistics

RUSHING	GP	Att	Net	Avg	TD	Long	Avg/G
Dickson, Khairi	10	184	1003	5.5	8	69	100.3
Bagley, Marcus	10	113	626	5.5	2	53	62.6
Nagaseu, Wesley	10	3	23	7.7	1	16	2.3
Johnson, Byron	2	4	7	1.8	0	5	3.5
Jerome, Lorenzo	10	1	3	3.0	0	3	0.3
Abeid, Anthony	7	1	-1	-1.0	0	0	-0.1
Adams, Daniel	8	1	-5	-5.0	0	0	-0.6
Drayer, Zack	10	69	-26	-0.4	3	27	-2.6
Team	6	5	-43	-8.6	0	0	-7.2
Total.....	10	381	1587	4.2	14	69	158.7
Opponents.....	10	363	1463	4.0	15	63	146.3

PASSING	G	Effic	Comp-Att-Int Pct	Yds	TD	Lng	Avg/G
Drayer, Zack	10	139.83	152-250-9	60.8	1977	15 98	197.7
Jerome, Lorenzo	10	545.20	1-1-0	100.0	53	0 53	5.3
Total.....	10	141.44	153-251-9	61.0	2030	15 98	203.0
Opponents.....	10	99.15	133-268-12	49.6	1630	6 62	163.0

RECEIVING	G	No.	Yds	Avg	TD	Long	Avg/G
Smith, Terell	10	53	920	17.4	8	98	92.0
Adams, Daniel	8	24	383	16.0	2	53	47.9
Abeid, Anthony	7	24	300	12.5	0	43	42.9
Dickson, Khairi	10	12	119	9.9	0	42	11.9
Lewis, Kamron	9	11	107	9.7	0	20	11.9
Bagley, Marcus	10	8	66	8.2	0	22	6.6
Martin, William	9	8	51	6.4	0	14	5.7
Failace, Frank	9	3	23	7.7	3	10	2.6
Ajayi, Junior	5	3	21	7.0	0	9	4.2
Valenzuela, Matt	10	3	19	6.3	1	7	1.9
Damiano, Anthony	10	3	13	4.3	1	9	1.3
Brooker, Myles	5	1	8	8.0	0	8	1.6
Total.....	10	153	2030	13.3	15	98	203.0
Opponents.....	10	133	1630	12.3	6	62	163.0

PUNT RETURNS	No.	Yds	Avg	TD	Long
Jerome, Lorenzo	15	101	6.7	0	40
Lewis, Kamron	2	66	33.0	0	58
Miller, Robert	1	2	2.0	0	0
Total.....	18	169	9.4	0	58
Opponents.....	16	322	20.1	3	49

INTERCEPTIONS	No.	Yds	Avg	TD	Long
Boyd, Delondo	3	35	11.7	1	35
Jerome, Lorenzo	3	115	38.3	0	70
Minter, DaQuan	2	25	12.5	0	25
Orsini, Sean	1	34	34.0	1	34
Perrucci, Angelo	1	5	5.0	0	5
Miller, Robert	1	40	40.0	1	40
Duncan, Malik	1	1	1.0	0	1
Total.....	12	255	21.2	3	70
Opponents.....	9	101	11.2	1	35

KICK RETURNS	No.	Yds	Avg	TD	Long
Jerome, Lorenzo	17	531	31.2	2	99
Abeid, Anthony	8	108	13.5	0	27
Martin, William	2	10	5.0	0	5
Galie, Marcus	1	-2	-2.0	0	0
Brown, Kenney	1	4	4.0	0	4
Bagley, Marcus	1	20	20.0	0	20
Lewis, Kamron	1	27	27.0	0	27
Pickens, Marcus	1	4	4.0	0	4
Total.....	32	702	21.9	2	99
Opponents.....	44	1081	24.6	2	95

SCORING	TD	FGs	Kick	Rush	Rcv	Pass	Points
Geesey, Lance	0	16-17	28-29	0-1	0	0-0	76
Dickson, Khairi	8	0-0	0-0	0-0	0	0-0	48
Smith, Terell	8	0-0	0-0	0-0	0	0-0	48
Drayer, Zack	3	0-0	0-0	0-1	0	1-2	18
Failace, Frank	3	0-0	0-0	0-0	0	0-0	18
Adams, Daniel	2	0-0	0-0	0-0	0	0-0	12
Bagley, Marcus	2	0-0	0-0	0-0	0	0-0	12
Jerome, Lorenzo	2	0-0	0-0	0-0	0	0-0	12
Nagaseu, Wesley	1	0-0	0-0	0-0	0	0-0	6
Damiano, Anthony	1	0-0	0-0	0-0	0	0-0	6
Valenzuela, Matt	1	0-0	0-0	0-0	0	0-0	6
Miller, Robert	1	0-0	0-0	0-0	0	0-0	6
Orsini, Sean	1	0-0	0-0	0-0	0	0-0	6
Boyd, Delondo	1	0-0	0-0	0-0	0	0-0	6
Martin, William	0	0-0	0-0	0-0	1	0-0	2
Camilletti, Matt	0	0-0	0-0	0-1	0	0-0	0
Total.....	34	16-17	28-29	0-3	1	1-2	282
Opponents.....	27	6-9	25-26	0-1	0	0-0	209

TOTAL OFFENSE	G	Plays	Rush	Pass	Total	Avg/G
Drayer, Zack	10	319	-26	1977	1951	195.1
Dickson, Khairi	10	184	1003	0	1003	100.3
Bagley, Marcus	10	113	626	0	626	62.6
Jerome, Lorenzo	10	2	3	53	56	5.6
Nagaseu, Wesley	10	3	23	0	23	2.3
Johnson, Byron	2	4	7	0	7	3.5
Abeid, Anthony	7	1	-1	0	-1	-0.1
Adams, Daniel	8	1	-5	0	-5	-0.6
Team	6	5	-43	0	-43	-7.2
Total.....	10	632	1587	2030	3617	361.7
Opponents.....	10	631	1463	1630	3093	309.3

ALL PURPOSE	G	Rush	Rec	PR	KOR	IR	Tot	Avg/G
Dickson, Khairi	10	1003	119	0	0	0	1122	112.2
Smith, Terell	10	0	920	0	0	0	920	92.0
Jerome, Lorenzo	10	3	0	101	531	115	750	75.0
Bagley, Marcus	10	626	66	0	20	0	712	71.2
Abeid, Anthony	7	-1	300	0	108	0	407	58.1
Adams, Daniel	8	-5	383	0	0	0	378	47.2
Lewis, Kamron	9	0	107	66	27	0	200	22.2
Martin, William	9	0	51	0	10	0	61	6.8
Miller, Robert	9	0	0	2	0	40	42	4.7
Boyd, Delondo	10	0	0	0	0	35	35	3.5
Orsini, Sean	10	0	0	0	0	34	34	3.4
Minter, DaQuan	7	0	0	0	0	25	25	3.6
Nagaseu, Wesley	10	23	0	0	0	0	23	2.3
Failace, Frank	9	0	23	0	0	0	23	2.6
Ajayi, Junior	5	0	21	0	0	0	21	4.2
Valenzuela, Matt	10	0	19	0	0	0	19	1.9
Damiano, Anthony	10	0	13	0	0	0	13	1.3
Brooker, Myles	5	0	8	0	0	0	8	1.6
Johnson, Byron	2	7	0	0	0	0	7	3.5
Perrucci, Angelo	9	0	0	0	0	5	5	0.6
Pickens, Marcus	10	0	0	0	4	0	4	0.4
Brown, Kenney	7	0	0	0	4	0	4	0.6
Duncan, Malik	10	0	0	0	0	1	1	0.1
Galie, Marcus	8	0	0	0	-2	0	-2	-0.2
Drayer, Zack	10	-26	0	0	0	0	-26	-2.6
Team	6	-43	0	0	0	0	-43	-7.2
Total.....	10	1587	2030	169	702	255	4743	474.3
Opponents.....	10	1463	1630	322	1081	101	4597	459.7

FIELD GOALS	FGM-FGAPct	01-19	20-29	30-39	40-49	50-99	Lg	Blk
Geesey, Lance	16-17	94.1	0-0	6-6	5-5	5-6	0-0	46 0

FG SEQUENCE	Saint Francis	OPPONENTS
Georgetown	(24),(44)	-
TOWSON	-	-
Youngstown State	(42)	(22),(22)
ETSU	(28),47	-
WAGNER	(23),(26),(33)	32
Bryant	(32)	(32)
Sacred Heart	(28),(43),(32)	30
Central Connecticut	(46),(46),(30),(21),(35)	(32),(19)
Robert Morris	-	40
Duquesne -	(25)	-

Numbers in (parentheses) indicate field goal was made.

PUNTING	No.	Yds	Avg	Long	FC	I20	Blkd
Drayer, Zack	30	1047	34.9	49	13	10	0
Zecca, Andrew	11	414	37.6	54	3	6	2
Geesey, Lance	7	260	37.1	50	3	4	0
Team	2	0	0.0	0	0	0	0
Total.....	50	1721	34.4	54	19	20	2
Opponents.....	60	2245	37.4	59	15	16	1

KICKOFFS	No.	Yds	Avg	TB	OB
Geesey, Lance	56	3373	60.2	10	1
Zecca, Andrew	2	80	40.0	0	1
Total.....	58	3453	59.5	10	2
Opponents.....	42	2102	50.0	5	2

2015 Defensive Statistics

DEFENSIVE LEADERS		GP	Tackles-----			TFL/Yds	Sacks- No-Yards	Pass Def- Int-Yds	BrUp	QBH	Fumbles- Rcv-Yds	FF	Blkd Kick	Saf
			Solo	Ast	Total									
10	Sila, Semo	10	31	46	77	6.0-11	1.0-3	.	2	1	.	1	.	.
5	Leaeno, Solomon	9	31	30	61	12.5-63	4.0-28	.	.	1
22	Jerome, Lorenzo	10	33	25	58	5.5-28	2.5-20	3-115	7	1
21	Boyd, Delondo	10	33	16	49	3.0-6	.	3-35	2	.	.	1	.	.
6	Ma'afala-Maiava, Max	10	25	23	48	6.0-30	3.5-23	.	2	1	.	1	.	.
9	Nagaseu, Wesley	10	19	18	37	8.0-49	4.0-39	.	.	2	.	1	.	.
0B	Walker, Erik	10	22	13	35	8.0-42	4.0-28	.	.	3
17	Duncan, Malik	10	19	8	27	.	.	1-1	7
48	Orsini, Sean	10	10	16	26	2.5-10	1.0-5	1-34	.	1
14	Minter, DaQuan	7	21	5	26	.	.	2-25	11	1
96	Gartner, Louie	10	15	10	25	5.5-27	4.0-23	.	1	.	.	1	.	.
20	Pickens, Marcus	10	19	4	23	2.5-5
43	Bruni, Ben	10	12	11	23	1.5-14	1.0-12	.	2	1	1-0	.	.	.
47	Weiss, Luke	10	5	13	18	1.0-1	1-0	.	.	.
27	Wells, Jalen	8	14	4	18	.	.	.	2
26	Miller, Robert	9	8	7	15	.	.	1-40	1	.	.	.	1	.
28	Perrucci, Angelo	9	7	6	13	.	.	1-5	2
35	Stewart, Zane	10	6	2	8	1-0	1	.	.
8	Small, Brandon	3	3	2	5
32	Hubbard, Maurice	6	4	1	5	1
31	Woicehovich, Alex	9	3	2	5
24	Dixon-Roberts, D.	8	3	1	4
80	Ajayi, Junior	5	1	2	3
12	Geesey, Lance	10	2	1	3
92	Dougherty, TJ	3	2	1	3	1.0-5	1.0-5
36	Sampson, Cody	8	1	2	3
29	Brown, Kenney	7	3	.	3
25	Cross, Glenn	7	2	.	2
69	Taylor, Brandon	3	2	.	2
76	Boyd, Mitchell	3	2	.	2
57	Gray, Austin	2	.	2	2
4	Schultz, Alex	5	2	.	2
11	Lewis, Kamron	9	2	.	2
3	Abeid, Anthony	7	1	1	2
2	Bagley, Marcus	10	2	.	2
TM	Team	6	2	.	2	1	.	.
7	Drayer, Zack	10	1	.	1
49	Sulecki, Kyle	3	.	1	1
40	Galie, Marcus	8	1	.	1
33	Heisey, Tyler	9	1-0	.	.	.
	Total.....	10	369	273	642	63-291	26-186	12-255	39	13	4-0	7	1	.
	Opponents.....	10	378	271	649	64.0-338	26-195	9-101	32	7	5-0	5	3	2

2015 Individual Game-by-Game Statistics

PASSING										
Drayer	Att	Comp	Int	Pct	Yards	TD	Long	Sack	Yds	Effic
Georgetown	33	23	2	69.7	239	2	39	3	14	138.4
TOWSON	25	16	0	64.0	168	2	25	5	39	146.8
Youngstown State	12	1	0	8.3	10	0	10	2	12	15.3
ETSU	17	13	1	76.5	175	1	37	0	0	170.6
WAGNER	28	16	0	57.1	292	3	60	1	10	180.1
Bryant	38	22	0	57.9	259	1	43	4	30	123.8
Sacred Heart	20	13	1	65.0	291	2	98	3	13	210.2
Central Connecticut	34	21	0	61.8	220	0	26	3	29	116.1
Robert Morris	22	15	2	68.2	116	2	29	2	19	124.3
Duquesne	21	12	3	57.1	207	2	53	3	29	142.8
TOTALS	250	152	9	60.8	1977	15	98	26	195	139.8

RUSHING	No-Yds/TD	GU	TOWSON	YSU	ETSU	WAGNER	BRY	SHU	CCSU	RMU	DUQ
Dickson, Khairi	184-1003/8	22-129/3	15-36/0	3-5/0	13-72/1	23-161/1	20-130/2	24-86/0	24-105/1	22-177/0	18-102/0
Bagley, Marcus	113-626/2	19-147/0	7-8/0	24-66/0	10-46/1	12-126/1	2--3/0	10-60/0	9-26/0	14-113/0	6-37/0
Nagaseu, Wesley	3-23/1	-	-	-	2-22/1	-	-	1-1/0	-	-	-
Johnson, Byron	4-7/0	DNP	DNP	1-4/0	3-3/0	DNP	DNP	DNP	DNP	DNP	DNP
Jerome, Lorenzo	1-3/0	-	-	-	-	-	1-3/0	-	-	-	-
Abeid, Anthony	1--1/0	DNP	-	DNP	DNP	-	-	-	1--1/0	-	-
Adams, Daniel	1--5/0	-	-	1--5/0	-	-	-	DNP	-	DNP	-
Drayer, Zack	69--26/3	7-5/0	8--15/0	4-7/0	3-6/1	9-49/0	8--15/0	9-7/0	6--24/0	9--24/1	6--22/1
Team	5--43/0	DNP	DNP	DNP	4--41/0	-	-	-	1--2/0	DNP	-

RECEIVING	No-Yds/TD	GU	TOWSON	YSU	ETSU	WAGNER	BRY	SHU	CCSU	RMU	DUQ
Smith, Terell	53-920/8	9-140/1	8-102/2	1-10/0	6-148/1	6-130/0	7-60/0	2-162/2	5-61/0	4-44/1	5-63/1
Adams, Daniel	24-383/2	3-23/0	2-29/0	-	3-47/0	4-97/0	8-78/1	DNP	-	DNP	4-109/1
Abeid, Anthony	24-300/0	DNP	2-9/0	DNP	DNP	2-28/0	2-57/0	7-103/0	7-74/0	2-14/0	2-15/0
Dickson, Khairi	12-119/0	2-25/0	1-3/0	-	-	-	4-67/0	1--1/0	2-11/0	2-14/0	-
Lewis, Kamron	11-107/0	1-8/0	DNP	-	-	-	-	2-5/0	3-32/0	4-42/0	1-20/0
Bagley, Marcus	8-66/0	1-0/0	1-6/0	-	-	1-14/0	1--3/0	1-22/0	2-30/0	1--3/0	-
Martin, William	8-51/0	5-30/0	1-10/0	-	1-6/0	-	-	-	1-5/0	-	DNP
Failace, Frank	3-23/3	-	-	-	-	3-23/3	-	DNP	-	-	-
Ajayi, Junior	3-21/0	-	-	-	3-21/0	DNP	DNP	-	DNP	DNP	DNP
Valenzuela, Matt	3-19/1	-	-	-	1-6/0	-	-	-	1-7/0	1-6/1	-
Damiano, Anthony	3-13/1	1-5/1	1-9/0	-	-	-	-	-	-	1--1/0	-
Brooker, Myles	1-8/0	1-8/0	-	DNP	-	DNP	-	-	DNP	DNP	DNP

PUNT RETURNS	No-Yds	GU	TOWSON	YSU	ETSU	WAGNER	BRY	SHU	CCSU	RMU	DUQ
Jerome, Lorenzo	15-101	2-40	-	-	2-10	-	1--10	1--4	4-35	4-34	1--4
Lewis, Kamron	2-66	-	DNP	-	2-66	-	-	-	-	-	-
Miller, Robert	1-2	-	-	-	-	-	1-2	-	DNP	-	-

KICK RETURNS	No-Yds	GU	TOWSON	YSU	ETSU	WAGNER	BRY	SHU	CCSU	RMU	DUQ
Jerome, Lorenzo	17-531	2-39	4-181	4-78	1-98	2-67	1-12	-	1-19	-	2-37
Abeid, Anthony	8-108	DNP	-	DNP	DNP	-	1-7	2-12	2-37	-	3-52
Lewis, Kamron	1-27	-	DNP	-	1-27	-	-	-	-	-	-
Bagley, Marcus	1-20	1-20	-	-	-	-	-	-	-	-	-
Martin, William	2-10	-	-	-	-	-	2-10	-	-	-	DNP
Brown, Kenney	1-4	-	-	1-4	-	-	-	DNP	DNP	DNP	-
Pickens, Marcus	1-4	-	-	-	-	-	-	-	1-4	-	-
Galie, Marcus	1--2	DNP	-	1--2	-	DNP	-	-	-	-	-

INT. RETURNS	No-Yds	GU	TOWSON	YSU	ETSU	WAGNER	BRY	SHU	CCSU	RMU	DUQ
Jerome, Lorenzo	3-115	-	1-70	-	1-45	-	-	-	-	1-0	-
Boyd, Delondo	3-35	2-35	-	-	-	-	1-0	-	-	-	-
Minter, DaQuan	2-25	-	DNP	DNP	DNP	-	-	1-0	-	-	1-25
Orsini, Sean	1-34	-	-	-	1-34	-	-	-	-	-	-
Miller, Robert	1-40	-	-	-	1-40	-	-	-	DNP	-	-
Perrucci, Angelo	1-5	-	-	-	-	DNP	-	1-5	-	-	-
Duncan, Malik	1-1	-	-	-	-	-	-	-	-	1-1	-

2015 Individual Game-by-Game Statistics

ALL-PURPOSE YARDS	TOTAL	GU	TOWSON	YSU	ETSU	WAGNER	BRY	SHU	CCSU	RMU	DUQ
Dickson, Khairi	1122	154	39	5	72	161	197	85	116	191	102
Smith, Terell	920	140	102	10	148	130	60	162	61	44	63
Jerome, Lorenzo	750	79	251	78	153	67	5	-4	54	34	33
Bagley, Marcus	712	167	14	66	46	140	-6	82	56	110	37
Abeid, Anthony	407	DNP	9	DNP	DNP	28	64	115	110	14	67
Adams, Daniel	378	23	29	-5	47	97	78	DNP	-	DNP	109
Lewis, Kamron	200	8	DNP	-	93	-	-	5	32	42	20
Martin, William	61	30	10	-	6	-	10	-	5	-	DNP
Miller, Robert	42	-	-	-	40	-	2	-	DNP	-	-
Boyd, Delondo	35	35	-	-	-	-	-	-	-	-	-
Orsini, Sean	34	-	-	-	34	-	-	-	-	-	-
Minter, DaQuan	25	-	DNP	DNP	DNP	-	-	-	-	-	25
Failace, Frank	23	-	-	-	-	23	-	DNP	-	-	-
Nagaseu, Wesley	23	-	-	-	22	-	-	1	-	-	-
Ajayi, Junior	21	-	-	-	21	DNP	DNP	-	DNP	DNP	DNP
Valenzuela, Matt	19	-	-	-	6	-	-	-	7	6	-
Damiano, Anthony	13	5	9	-	-	-	-	-	-	-1	-
Brooker, Myles	8	8	-	DNP	-	DNP	-	-	DNP	DNP	DNP
Johnson, Byron	7	DNP	DNP	4	3	DNP	DNP	DNP	DNP	DNP	DNP
Perrucci, Angelo	5	-	-	-	-	DNP	-	5	-	-	-
Pickens, Marcus	4	-	-	-	-	-	-	-	4	-	-
Brown, Kenney	4	-	-	4	-	-	-	DNP	DNP	DNP	-
Duncan, Malik	1	-	-	-	-	-	-	-	-	1	-
Galie, Marcus	-2	DNP	-	-2	-	DNP	-	-	-	-	-
Drayer, Zack	-26	5	-15	7	6	49	-15	7	-24	-24	-22
Team	-43	-	-	-	-41	-	-	-	-2	-	-

FUMBLES FORCED-RECOVERED	Number	GU	TOWSON	YSU	ETSU	WAGNER	BRY	SHU	CCSU	RMU	DUQ
Stewart, Zane	1-1	-	1-1	-	-	-	-	-	-	-	-
Gartner, Louie	1-0	-	-	-	1-0	-	-	-	-	-	-
Sila, Semo	1-0	-	1-0	-	-	-	-	-	-	-	-
Nagaseu, Wesley	1-0	-	-	-	-	-	-	-	-	-	1-0
Boyd, Delondo	1-0	-	-	-	-	-	-	-	1-0	-	-
Ma'afala-Maiava, Max	1-0	-	-	-	-	1-0	-	-	-	-	-
Weiss, Luke	0-1	-	-	-	-	-	-	-	-	-	0-1
Heisey, Tyler	0-1	-	-	-	-	DNP	-	-	0-1	-	-
Bruni, Ben	0-1	-	-	0-1	-	-	-	-	-	-	-
Team	1-0	-	-	-	-	-	1-0	-	-	-	-

2015 Individual Game-by-Game Statistics

TOTAL TACKLES	UA-A	TOT	GU	TOWSON	YSU	ETSU	WAGNER	BRY	SHU	CCSU	RMU	DUQ
Sila, Semo	31-46	77	2-5	4-10	1-5	4-7	2-0	2-4	7-2	5-3	2-5	2-5
Leaeno, Solomon	31-30	61	0-1	-	DNP	2-1	3-3	0-7	8-3	7-4	4-9	7-2
Jerome, Lorenzo	33-25	58	4-1	4-7	7-4	1-0	6-1	3-3	2-0	3-4	1-3	2-2
Boyd, Delondo	33-16	49	3-1	2-3	4-2	4-2	8-0	2-1	3-2	2-0	2-3	3-2
Ma'afala-Maiava, Max	25-23	48	2-2	0-2	1-1	2-4	4-1	3-3	3-2	1-1	3-5	6-2
Nagaseu, Wesley	19-18	37	0-1	2-0	3-1	2-2	0-2	1-4	2-2	2-3	1-2	6-1
Walker, Erik	22-13	35	2-2	3-0	2-1	0-3	2-0	0-2	6-2	4-0	0-2	3-1
Duncan, Malik	19-8	27	0-1	3-1	4-1	1-0	3-0	3-1	1-0	0-1	0-2	4-1
Orsini, Sean	10-16	26	2-3	1-5	4-3	0-2	1-0	0-1	1-0	0-1	-	1-1
Minter, DaQuan	21-5	26	2-0	DNP	DNP	DNP	2-0	4-1	3-1	1-1	4-2	5-0
Gartner, Louie	15-10	25	-	1-2	3-2	3-1	2-0	0-1	2-0	1-1	2-3	1-0
Pickens, Marcus	19-4	23	-	2-2	3-0	2-0	4-0	1-1	1-0	3-0	2-1	1-0
Bruni, Ben	12-11	23	1-2	2-0	1-2	2-1	1-0	1-3	3-2	-	1-1	-
Wells, Jalen	14-4	18	0-1	5-1	2-0	7-1	-	0-1	DNP	-	-	DNP
Weiss, Luke	5-13	18	1-1	1-0	0-1	1-3	0-1	-	1-1	0-3	0-3	1-0
Miller, Robert	8-7	15	2-4	0-1	1-1	1-0	-	-	-	DNP	1-0	3-1
Perrucci, Angelo	7-6	13	2-1	-	1-0	2-0	DNP	0-1	1-1	1-2	0-1	-
Stewart, Zane	6-2	8	1-1	1-1	3-0	-	-	-	-	-	-	1-0
Small, Brandon	3-2	5	1-0	-	2-2	DNP	DNP	DNP	DNP	DNP	DNP	DNP
Woichevovich, Alex	3-2	5	-	-	-	-	-	DNP	1-2	-	1-0	1-0
Hubbard, Maurice	4-1	5	-	-	DNP	2-1	2-0	-	-	DNP	DNP	DNP
Dixon-Roberts, D.	3-1	4	DNP	DNP	-	1-0	1-0	1-0	-	0-1	-	-
Ajayi, Junior	1-2	3	0-2	1-0	-	-	DNP	DNP	-	DNP	DNP	DNP
Dougherty, TJ	2-1	3	2-0	DNP	-	0-1	DNP	DNP	DNP	DNP	DNP	DNP
Geesey, Lance	2-1	3	-	-	-	2-0	-	-	-	-	0-1	-
Brown, Kenney	3-0	3	-	-	-	1-0	1-0	1-0	DNP	DNP	DNP	-
Sampson, Cody	1-2	3	-	0-1	-	DNP	DNP	-	-	0-1	-	1-0
Abeid, Anthony	1-1	2	DNP	-	DNP	DNP	-	-	1-0	-	0-1	-
Schultz, Alex	2-0	2	DNP	1-0	DNP	1-0	-	DNP	DNP	DNP	-	-
Cross, Glenn	2-0	2	1-0	1-0	DNP	-	DNP	-	-	-	DNP	-
Gray, Austin	0-2	2	DNP	-	0-2	DNP	DNP	DNP	DNP	DNP	DNP	DNP
Taylor, Brandon	2-0	2	DNP	DNP	DNP	1-0	DNP	DNP	DNP	DNP	-	1-0
Boyd, Mitchell	2-0	2	DNP	1-0	1-0	DNP	-	DNP	DNP	DNP	DNP	DNP
Team	2-0	2	-	-	-	1-0	-	1-0	-	-	-	-
Bagley, Marcus	2-0	2	-	1-0	1-0	-	-	-	-	-	-	-
Lewis, Kamron	2-0	2	-	DNP	-	-	1-0	-	-	-	-	1-0
Drayer, Zack	1-0	1	-	-	1-0	-	-	-	-	-	-	-
Sulecki, Kyle	0-1	1	-	DNP	DNP	0-1	DNP	-	DNP	DNP	DNP	DNP
Galie, Marcus	1-0	1	DNP	-	1-0	-	DNP	-	-	-	-	-

TACKLES FOR LOSS	UA-A	TOT	GU	TOWSON	YSU	ETSU	WAGNER	BRY	SHU	CCSU	RMU	DUQ
Leaeno, Solomon	9-7	12.5	-	-	DNP	1.5-11	1.0-2	1.5-4	1.0-13	3.0-9	1.5-7	3.0-17
Walker, Erik	7-2	8.0	-	2.0-13	-	0.5-3	1.0-4	0.5-1	2.0-8	1.0-6	-	1.0-7
Nagaseu, Wesley	5-6	8.0	-	-	1.0-3	1.5-14	-	1.5-4	0.5-3	2.5-23	0.5-0	0.5-2
Sila, Semo	3-6	6.0	0.5-2	0.5-1	-	2.0-4	-	1.0-2	1.5-1	0.5-1	-	-
Ma'afala-Maiava, Max	4-4	6.0	-	0.5-1	-	1.0-4	2.0-15	-	1.5-8	1.0-2	-	-
Gartner, Louie	5-1	5.5	-	-	-	3.5-22	1.0-1	-	-	1.0-4	-	-
Jerome, Lorenzo	5-1	5.5	1.0-14	1.0-4	-	-	2.0-6	1.0-3	-	0.5-1	-	-
Boyd, Delondo	2-2	3.0	-	1.5-3	-	-	-	1.5-3	-	-	-	-
Orsini, Sean	0-5	2.5	0.5-3	0.5-1	-	-	-	0.5-2	-	0.5-2	-	0.5-2
Pickens, Marcus	2-1	2.5	-	-	-	1.0-1	1.0-2	0.5-2	-	-	-	-
Bruni, Ben	1-1	1.5	-	1.0-12	-	0.5-2	-	-	-	-	-	-
Weiss, Luke	0-2	1.0	-	-	-	0.5-0	-	-	0.5-1	-	-	-
Dougherty, TJ	1-0	1.0	1.0-5	DNP	-	-	DNP	DNP	DNP	DNP	DNP	DNP

SACKS	UA-A	TOT	GU	TOWSON	YSU	ETSU	WAGNER	BRY	SHU	CCSU	RMU	DUQ
Nagaseu, Wesley	3-2	4.0	-	-	-	1.5-14	-	-	0.5-3	2.0-22	-	-
Gartner, Louie	4-0	4.0	-	-	-	2.0-18	1.0-1	-	-	1.0-4	-	-
Leaeno, Solomon	3-2	4.0	-	-	DNP	0.5-5	-	-	1.0-13	0.5-1	-	2.0-9
Walker, Erik	4-0	4.0	-	1.0-12	-	-	-	-	1.0-3	1.0-6	-	1.0-7
Ma'afala-Maiava, Max	3-1	3.5	-	-	-	-	2.0-15	-	1.5-8	-	-	-
Jerome, Lorenzo	2-1	2.5	1.0-14	-	-	-	1.0-5	-	-	0.5-1	-	-
Orsini, Sean	0-2	1.0	0.5-3	-	-	-	-	-	-	0.5-2	-	-
Bruni, Ben	1-0	1.0	-	1.0-12	-	-	-	-	-	-	-	-
Dougherty, TJ	1-0	1.0	1.0-5	DNP	-	-	DNP	DNP	DNP	DNP	DNP	DNP
Sila, Semo	0-2	1.0	0.5-2	-	-	-	-	-	-	0.5-1	-	-

2015 Saint Francis Game-by-Game Statistics

Opponent	--RUSHING--				--RECEIVING--				-----PASSING-----					--KICK RET--				--PUNT RET--				Total Off
	No.	Yds	TD	Lg	No.	Yds	TD	Lg	Cmp	Att	Int	Yds	TD	Lg	No	Yds	TD	Lg	No	Yds	TD	Lg
GEORGETOWN	48	281	3	38	23	239	2	39	23-33-2	239	2	39	3	59	0	24	2	40	0	40		520
at TOWSON	30	29	0	26	16	168	2	25	16-25-0	168	2	25	4	181	1	99	0	0	0	0		197
at Youngstown State	33	77	0	16	1	10	0	10	1-12-0	10	0	10	6	80	0	51	0	0	0	0		87
at ETSU	35	108	4	21	14	228	1	53	14-18-1	228	1	53	2	125	1	98	4	76	0	58		336
WAGNER	44	336	2	65	16	292	3	60	16-28-0	292	3	60	2	67	0	41	0	0	0	0		628
at Bryant	31	115	2	41	22	259	1	43	22-38-0	259	1	43	4	29	0	12	2	-8	0	0		374
SACRED HEART	44	154	0	18	13	291	2	98	13-20-1	291	2	98	2	12	0	12	1	-4	0	0		445
at CCSU	41	104	1	27	21	220	0	26	21-34-0	220	0	26	4	60	0	22	4	35	0	18		324
ROBERT MORRIS	45	266	1	69	15	116	2	29	15-22-2	116	2	29	0	0	0	0	4	34	0	13		382
at Duquesne	30	117	1	24	12	207	2	53	12-21-3	207	2	53	5	89	0	27	1	-4	0	0		324
Totals	381	1587	14	69	153	2030	15	98	153-251-9	2030	15	98	32	702	2	99	18	169	0	58		3617
Opponent	363	1463	15	63	133	1630	6	62	133-268-12	1630	6	62	44	1081	2	95	16	322	3	49		3093

Opponent	-----TACKLES-----				--SACKS--		--FUMBLE--		Pass Blkd		--Kicks--XPTS--				Pts	
	Solo	Asst	Total	TFL-Yds	No-Yds	FF	FR-Yds	Int-Yds	QBH/BU	Kick	Att-Made	Run	Rcv	Saf		
GEORGETOWN	28	29	57	3.0-24	3.0-24	0	0-0	2-35	2	6	0	6-6	0	0	0	48
at TOWSON	36	36	72	7.0-35	2.0-24	2	1-0	1-70	0	4	0	2-2	0	0	0	20
at Youngstown State	46	28	74	1.0-3	0.0-0	0	1-0	0-0	0	3	0	0-0	0	0	0	3
at ETSU	43	30	73	12.0-61	4.0-37	1	0-0	3-119	5	1	0	8-7	0	0	0	58
WAGNER	43	8	51	8.0-30	4.0-21	1	0-0	0-0	0	6	0	4-4	0	0	0	43
at Bryant	23	34	57	8.0-21	0.0-0	1	0-0	1-0	3	4	1	1-1	0	1	0	24
SACRED HEART	46	20	66	7.0-34	4.0-27	0	0-0	2-5	0	6	0	2-2	0	0	0	23
at CCSU	30	26	56	10.0-48	6.0-37	1	1-0	0-0	0	5	0	1-1	0	0	0	22
ROBERT MORRIS	24	44	68	2.0-7	0.0-0	0	0-0	2-1	2	2	0	3-3	0	0	0	21
at Duquesne	50	18	68	5.0-28	3.0-16	1	1-0	1-25	1	2	0	2-2	0	0	0	20
Totals	369	273	642	63.0-291	26.0-186	7	4-0	12-255	13	39	1	29-28	0	1	0	282
Opponent	378	271	649	64.0-338	26.0-195	5	5-0	9-101	7	32	3	26-25	0	0	2	209

Opponent	-----PUNTING-----									--FIELD GOALS--				-----KICKOFFS-----			
	No	Yds	Avg	Long	Blkd	TB	FC	50+	120	Att-Made	Lg	Blkd	No	Yds	Avg	TB	OB
GEORGETOWN	2	75	37.5	41	0	0	0	0	0	2-2	44	0	8	510	63.8	1	0
at TOWSON	7	226	32.3	38	0	0	3	0	3	0-0	0	0	3	187	62.3	0	0
at Youngstown State	7	258	36.9	48	0	0	2	0	1	1-1	42	0	2	111	55.5	1	0
at ETSU	1	38	38.0	38	0	0	1	0	1	2-1	28	0	11	663	60.3	3	0
WAGNER	3	83	27.7	44	1	0	0	0	2	3-3	33	0	9	549	61.0	2	1
at Bryant	8	261	32.6	54	1	1	3	1	4	1-1	32	0	5	229	45.8	0	1
SACRED HEART	6	211	35.2	46	0	0	4	0	2	3-3	43	0	6	380	63.3	1	0
at CCSU	5	168	33.6	49	0	1	2	0	2	5-5	46	0	6	349	58.2	2	0
ROBERT MORRIS	6	227	37.8	50	0	0	2	1	3	0-0	0	0	4	240	60.0	0	0
at Duquesne	5	174	34.8	40	0	0	2	0	2	0-0	0	0	4	235	58.8	0	0
Totals	50	1721	34.4	54	2	2	19	2	20	17-16	46	0	58	3453	59.5	10	2
Opponent	60	2245	37.4	59	1	2	15	3	16	9-6	32	0	42	2102	50.0	5	2

2015 Opponent Game-by-Game Statistics

Opponent	--RUSHING--				--RECEIVING--				-----PASSING-----				--KICK RET--				--PUNT RET--				Total Off	
	No.	Yds	TD	Lg	No.	Yds	TD	Lg	Cmp	Att	Int	Yds	TD	Lg	No	Yds	TD	Lg	No	Yds		TD
GEORGETOWN	26	129	2	26	16	114	0	12	16-32-2	114	0	12	7	180	0	42	2	30	0	29		243
at TOWSON	36	113	3	25	17	273	1	40	17-24-1	273	1	40	3	69	0	26	3	53	1	49		386
at Youngstown State	55	302	5	22	11	169	1	54	11-18-0	169	1	54	1	0	0	0	4	105	0	39		471
at ETSU	38	92	1	29	13	93	0	16	13-28-3	93	0	16	8	181	0	43	0	0	0	0		185
WAGNER	31	142	0	35	12	111	1	20	12-25-0	111	1	20	6	146	0	35	1	54	1	13		253
at Bryant	28	124	1	48	15	166	0	47	15-34-1	166	0	47	2	99	1	93	3	35	1	16		290
SACRED HEART	34	76	0	14	19	294	2	60	19-35-2	294	2	60	5	101	0	27	0	0	0	0		370
at CCSU	30	131	0	63	10	83	0	17	10-23-0	83	0	17	4	142	1	95	1	0	0	0		214
ROBERT MORRIS	38	174	0	28	3	46	0	32	3-18-2	46	0	32	4	82	0	35	1	40	0	40		220
at Duquesne	47	180	3	50	17	281	1	62	17-31-1	281	1	62	4	81	0	28	1	5	0	5		461
Opponent totals	363	1463	15	63	133	1630	6	62	133-268-12	1630	6	62	44	1081	2	95	16	322	3	49		3093
Saint Francis	381	1587	14	69	153	2030	15	98	153-251-9	2030	15	98	32	702	2	99	18	169	0	58		3617

Opponent	-----TACKLES-----				--SACKS--		--FUMBLE--		Pass Blkd		--Kicks--XPTS--				Run	Rcv	Saf	Pts
	Solo	Asst	Total	TFL-Yds	No-Yds	FF	FR-Yds	Int-Yds	QBH	BU	Kick	Att-Made						
GEORGETOWN	43	41	84	8.0-42	3.0-14	1	1-0	2-60	0	1	0	2-2	0	0	0	20		
at TOWSON	29	34	63	10.0-55	5.0-39	0	1-0	0-0	0	3	0	5-5	0	0	0	35		
at Youngstown State	31	14	45	7.0-32	2.0-12	1	1-0	0-0	2	5	0	6-6	0	0	0	48		
at ETSU	27	34	61	3.0-37	0.0-0	0	0-0	1-4	1	1	1	1-1	0	0	1	9		
WAGNER	43	14	57	1.0-10	1.0-10	0	0-0	0-0	2	6	1	2-2	0	0	0	14		
at Bryant	32	34	66	8.0-39	4.0-30	0	0-0	0-0	1	1	1	3-3	0	0	1	26		
SACRED HEART	45	26	71	6.0-17	3.0-13	1	1-0	1-16	0	1	0	2-2	0	0	0	14		
at CCSU	48	36	84	9.0-37	3.0-29	2	1-0	0-0	0	7	0	1-1	0	0	0	13		
ROBERT MORRIS	43	26	69	8.0-36	2.0-19	0	0-0	2-0	1	2	0	0-0	0	0	0	0		
at Duquesne	37	12	49	4.0-33	3.0-29	0	0-0	3-21	0	5	0	4-3	0	0	0	30		
Opponent totals	378	271	649	64.0-338	26.0-195	5	5-0	9-101	7	32	3	26-25	0	0	2	209		
Saint Francis	369	273	642	63.0-291	26.0-186	7	4-0	12-255	13	39	1	29-28	0	1	0	282		

Opponent	-----PUNTING-----									--FIELD GOALS--				-----KICKOFFS-----			
	No	Yds	Avg	Long	Blkd	TB	FC	50+	I20	Att-Made	Lg	Blkd	No	Yds	Avg	TB	OB
GEORGETOWN	7	273	39.0	59	0	1	0	1	1	0-0	0	0	4	208	52.0	0	0
at TOWSON	4	169	42.2	47	0	1	3	0	1	0-0	0	0	6	309	51.5	0	1
at Youngstown State	1	49	49.0	49	0	0	0	0	1	2-2	22	0	8	397	49.6	2	0
at ETSU	8	290	36.2	43	0	0	2	0	2	0-0	0	0	2	110	55.0	0	0
WAGNER	8	310	38.8	47	0	0	4	0	3	1-0	0	0	3	185	61.7	1	0
at Bryant	6	198	33.0	47	1	0	0	0	2	1-1	32	0	5	221	44.2	0	1
SACRED HEART	7	274	39.1	45	0	0	2	0	2	1-0	0	0	3	107	35.7	0	0
at CCSU	6	233	38.8	44	0	0	1	0	1	2-2	32	0	4	183	45.8	0	0
ROBERT MORRIS	9	344	38.2	52	0	0	1	2	2	1-0	0	0	1	65	65.0	1	0
at Duquesne	4	105	26.2	35	0	0	2	0	1	1-1	25	0	6	317	52.8	1	0
Opponent totals	60	2245	37.4	59	1	2	15	3	16	9-6	32	0	42	2102	50.0	5	2
Saint Francis	50	1721	34.4	54	2	2	19	2	20	17-16	46	0	58	3453	59.5	10	2

2015 Game-by-Game Starters

Opponent	Offense											
	QB	RB	FB	WR	WR	TE	WR/TE	LT	LG	C	RG	RT
GEORGETOWN	Drayer	Dickson	Damiano	Smith	Adams	Failace	-	Freireich	Lucci	Marks	Flavius	Ferguson
at TOWSON	Drayer	Dickson	Damiano	Smith	Adams	Failace	-	Freireich	Flavius	Marks	Lucci	Ferguson
at Youngstown State	Drayer	Dickson	-	Smith	Adams	Failace	Valenzuela	Freireich	Ames	Marks	Eubanks	Ferguson
at ETSU	Drayer	Dickson	Damiano	Smith	Adams	Failace	-	Freireich	Flavius	Marks	Lucci	Ferguson
WAGNER	Drayer	Dickson	Damiano	Smith	Adams	Failace	-	Freireich	Flavius	Marks	Eubanks	Ferguson
at Bryant	Drayer	Dickson	Damiano	Smith	Adams	Failace	-	Freireich	Flavius	Marks	Eubanks	Ferguson
SACRED HEART	Drayer	Dickson	-	Smith	Abeid	Valenzuela	Lewis	Freireich	Flavius	Marks	Eubanks	Ferguson
at CCSU	Drayer	Dickson	Damiano	Smith	Adams	Failace	-	Freireich	Flavius	Marks	Eubanks	Ferguson
ROBERT MORRIS	Drayer	Dickson	Damiano	Smith	Abeid	Failace	-	Freireich	Flavius	Marks	Eubanks	Ferguson
at Duquesne	Drayer	Dickson	Damiano	Smith	Bagley(RB)	Failace	-	Freireich	Flavius	Marks	Eubanks	Ferguson

Opponent	Defense										
	DE	DE	NT	OLB	OLB	ILB	ILB	CB	CB	FS	SS
GEORGETOWN	Walker	Weiss	Nagaseu	Ma'afala	Pickens	Leaeno	Sila	Minter	Duncan	Jerome	Boyd
at TOWSON	Walker	Weiss	Nagaseu	Ma'afala	Pickens	Leaeno	Sila	Duncan	Wells	Jerome	Boyd
at Youngstown State	Walker	Weiss	Nagaseu	Ma'afala	Pickens	Orsini	Sila	Duncan	Wells	Jerome	Miller
at ETSU	Walker	Weiss	Nagaseu	Ma'afala	Pickens	Leaeno	Sila	Duncan	Wells	Jerome	Boyd
WAGNER	Walker	Weiss	Nagaseu	Ma'afala	Pickens	Orsini	Sila	Minter	Duncan	Jerome	Boyd
at Bryant	Walker	Weiss	Nagaseu	Ma'afala	Pickens	Orsini	Sila	Minter	Duncan	Jerome	Boyd
SACRED HEART	Walker	Weiss	Nagaseu	Ma'afala	Pickens	Leaeno	Sila	Minter	Duncan	Jerome	Boyd
at CCSU	Walker	Weiss	Nagaseu	Ma'afala	Pickens	Leaeno	Sila	Minter	Duncan	Jerome	Boyd
ROBERT MORRIS	Walker	Weiss	Nagaseu	Ma'afala	Pickens	Leaeno	Sila	Minter	Duncan	Jerome	Boyd
at Duquesne	Walker	Weiss	Nagaseu	Ma'afala	Pickens	Leaeno	Sila	Minter	Duncan	Jerome	Boyd

Opponent	Special Teams					
	K	P	LS	HOLD	KR	PR
GEORGETOWN	Geesey	Drayer	Heisey	Camilletti	Bagley/Jerome	Jerome
at TOWSON	Geesey	Drayer	Heisey	Camilletti	Jerome	Jerome
at Youngstown State	Geesey	Drayer	Heisey	Camilletti	Jerome	Jerome
at ETSU	Geesey	Drayer	Heisey	Camilletti	Jerome	Jerome
WAGNER	Geesey	Zecca	Heisey	Camilletti	Jerome	Jerome
at Bryant	Geesey	Zecca	Heisey	Camilletti	Martin/Jerome	Jerome
SACRED HEART	Geesey	Drayer	Heisey	Camilletti	Abeid	Jerome
at CCSU	Geesey	Drayer	Heisey	Camilletti	Jerome	Jerome
ROBERT MORRIS	Geesey	Drayer	Heisey	Camilletti	Jerome	Jerome
at Duquesne	Geesey	Geesey	Heisey	Camilletti	Abeid	Jerome

2015 Participation

Name	GP/GS	GU	TOWSON	YSU	ETSU	WAGNER	BRY	SHU	CCSU	RMU	DUQ
Abeid, Anthony	7/2	...	XXX	XXX	XXX	START	XXX	START	XXX
Adams, Daniel	8/7	START	START	START	START	START	START	...	START	...	XXX
Ajayi, Junior	5/-	XXX	XXX	XXX	XXX	XXX
Ames, Mike	10/1	XXX	XXX	START	XXX	XXX	XXX	XXX	XXX	XXX	XXX
Bagley, Marcus	10/1	XXX	XXX	XXX	XXX	XXX	XXX	XXX	XXX	XXX	START
Boyd, Delondo	10/9	START	START	XXX	START	START	START	START	START	START	START
Boyd, Michael	3/-	XXX	XXX	XXX
Boyd, Mitchell	3/-	...	XXX	XXX	...	XXX
Brooker, Myles	5/-	XXX	XXX	...	XXX	...	XXX	XXX
Brown, Kenney	7/-	XXX	XXX	XXX	XXX	XXX	XXX	XXX
Bruni, Ben	10/-	XXX	XXX	XXX	XXX	XXX	XXX	XXX	XXX	XXX	XXX
Camilletti, Matt	10/-	XXX	XXX	XXX	XXX	XXX	XXX	XXX	XXX	XXX	XXX
Cleveland, James	1/-	XXX
Cooley, Roger	1/-	...	XXX
Cross, Glenn	7/-	XXX	XXX	...	XXX	...	XXX	XXX	XXX	...	XXX
Damiano, Anthony	10/8	START	START	XXX	START	START	START	XXX	START	START	START
Dickson, Khairi	10/10	START	START	START	START	START	START	START	START	START	START
Dixon-Roberts, D.	8/-	XXX	XXX	XXX	XXX	XXX	XXX	XXX	XXX
Dougherty, TJ	3/-	XXX	...	XXX	XXX
Drayer, Zack	10/10	START	START	START	START	START	START	START	START	START	START
Duncan, Malik	10/10	START	START	START	START	START	START	START	START	START	START
Eubanks, Christian	9/7	XXX	...	START	XXX	START	START	START	START	START	START
Failace, Frank	9/9	START	START	START	START	START	START	...	START	START	START
Ferguson, Evan	10/10	START	START	START	START	START	START	START	START	START	START
Flavius, Mederic	10/9	START	START	XXX	START	START	START	START	START	START	START
Freireich, Sam	10/10	START	START	START	START	START	START	START	START	START	START
Galie, Marcus	8/-	...	XXX	XXX	XXX	...	XXX	XXX	XXX	XXX	XXX
Gartner, Louie	10/-	XXX	XXX	XXX	XXX	XXX	XXX	XXX	XXX	XXX	XXX
Geesey, Lance	10/-	XXX	XXX	XXX	XXX	XXX	XXX	XXX	XXX	XXX	XXX
Gibson, Kyle	1/-	...	XXX
Gray, Austin	2/-	...	XXX	XXX
Heisey, Tyler	9/-	XXX	XXX	XXX	XXX	...	XXX	XXX	XXX	XXX	XXX
Hubbard, Maurice	6/-	XXX	XXX	...	XXX	XXX	XXX	XXX
Jackson, Isaac	2/-	XXX	XXX
Jerome, Lorenzo	10/10	START	START	START	START	START	START	START	START	START	START
Johnson, Byron	2/-	XXX	XXX
Jordan, Ricky	1/-	XXX
Kinard, Hakeem	1/-	XXX
Leaeno, Solomon	9/7	START	START	...	START	XXX	XXX	START	START	START	START
Lewis, Kamron	9/1	XXX	...	XXX	XXX	XXX	XXX	START	XXX	XXX	XXX
Lucci, Andrew	9/3	START	START	XXX	START	XXX	XXX	XXX	XXX	XXX	...
Ma'afala-Maiava, Max	10/10	START	START	START	START	START	START	START	START	START	START
Marks, Jimmy	10/10	START	START	START	START	START	START	START	START	START	START
Martin, William	9/-	XXX	XXX	XXX	XXX	XXX	XXX	XXX	XXX	XXX	...
Miller, Robert	9/1	XXX	XXX	START	XXX	XXX	XXX	XXX	...	XXX	XXX
Minter, DaQuan	7/7	START	START	START	START	START	START	START
Nagaseu, Wesley	10/10	START	START	START	START	START	START	START	START	START	START
Norberg, Torsten	4/-	XXX	...	XXX	XXX	XXX
Orsini, Sean	10/3	XXX	XXX	START	XXX	START	START	XXX	XXX	XXX	XXX
Perrucci, Angelo	9/-	XXX	XXX	XXX	XXX	...	XXX	XXX	XXX	XXX	XXX
Pickens, Marcus	10/10	START	START	START	START	START	START	START	START	START	START
Ponder, Jermaine	2/-	XXX	XXX
Rodgers, Jesse	7/-	XXX	XXX	XXX	XXX	...	XXX	...	XXX	XXX	...
Sampson, Cody	8/-	XXX	XXX	XXX	XXX	XXX	XXX	XXX	XXX
Schultz, Alex	5/-	...	XXX	...	XXX	XXX	XXX	XXX
Sila, Semo	10/10	START	START	START	START	START	START	START	START	START	START
Siwy, Ryan	1/-	XXX
Small, Brandon	3/-	XXX	XXX	XXX
Smith, Terell	10/10	START	START	START	START	START	START	START	START	START	START
Stewart, Zane	10/-	XXX	XXX	XXX	XXX	XXX	XXX	XXX	XXX	XXX	XXX
Stone, Jay	1/-	XXX
Sulecki, Kyle	3/-	XXX	XXX	...	XXX
Taylor, Brandon	3/-	XXX	XXX	XXX
Valenzuela, Matt	10/2	XXX	XXX	START	XXX	XXX	XXX	START	XXX	XXX	XXX
Walker, Erik	10/10	START	START	START	START	START	START	START	START	START	START
Weiss, Luke	10/10	START	START	START	START	START	START	START	START	START	START
Wells, Jalen	8/3	XXX	START	START	START	XXX	XXX	...	XXX	XXX	...
Woichevich, Alex	9/-	XXX	XXX	XXX	XXX	XXX	...	XXX	XXX	XXX	XXX
Zecca, Andrew	6/-	XXX	XXX	XXX	XXX	XXX	XXX

2015 Records in **Bold****YARDS RUSHING**

1.	346	Kyle Harbridge vs. Morehead St.	9/17/11
2.	337	Ted Helsel vs. Gallaudet	11/03/79
3.	291	Kyle Harbridge vs. Fordham	9/28/13
4.	283	Todd Harris vs. Wagner	11/11/06
5.	248	Michael Hall vs. La Salle	10/4/03

RUSHING ATTEMPTS

1.	47	Michael Hall vs. La Salle	10/4/03
2.	41	Kyle Harbridge vs. CCSU	10/29/11
3.	39	Khairi Dickson at James Madison	9/13/14
3.	39	Kevin Keenan vs. Duquesne	11/7/92
5.	38	Kevin Keenan vs. St. Peter's	9/24/93

TOUCHDOWNS RUSHING

1.	4	Kyle Harbridge vs. Lincoln	9/21/13
4	Kyle Harbridge vs. Morehead St.	9/17/11	
3.	3	12 times, most recently by: Khairi Dickson vs. Georgetown	9/5/15

YARDS PASSING

1.	494	Anthony Doria vs. Sacred Heart	10/29/05
2.	398	Anthony Doria vs. Albany	10/11/03
3.	395	Kevin Magee vs. CCSU	10/2/93
4.	344	Jeremy Swords vs. La Salle	11/15/97
5.	342	Anthony Doria vs. CCSU	10/8/05

PASSING ATTEMPTS

1.	63	Anthony Doria vs. Albany	10/11/03
2.	61	Anthony Doria vs. Sacred Heart	10/29/05
3.	58	George Little vs. Monmouth	10/4/08
4.	54	Anthony Doria vs. Albany	10/22/05
5.	53	Anthony Doria vs. Monmouth	10/13/04

PASSING COMPLETIONS

1.	38	Anthony Doria vs. Albany	10/11/03
2.	35	Anthony Doria vs. CCSU	10/8/05
3.	33	Anthony Doria at Sacred Heart	10/29/05
4.	33	Kevin Magee vs. CCSU	10/2/93
5.	32	George Little vs. Monmouth	10/4/08

TOUCHDOWNS PASSING

1.	4	Zack Drayer at Wagner	10/11/14
4	John Kelly at Wagner	9/26/09	
4	Anthony Doria at Robert Morris	10/1/05	
4	Anthony Doria at Sacred Heart	10/29/05	
5.	3	19 times, recently by: Zack Drayer vs. Wagner	10/17/15

RECEPTIONS

1.	18	Jeremy Nunamaker vs. Sacred Heart	10/2/99
2.	17	Elliot Miller vs. CCSU	10/2/93
3.	14	Five times, recently by: Michael Caputo at Sacred Heart	10/29/05

YARDS RECEIVING

1.	294	Michael Caputo at Sacred Heart	10/29/05
2.	189	Anthony Abeid at Wagner	10/11/14
3.	184	Steve Beck vs. Georgetown	9/18/82
4.	179	Michael Caputo at Saint Peter's	9/10/05
5.	172	Maurice Sales vs. Monmouth	11/15/03

TOUCHDOWN RECEPTIONS

1.	3	Frank Failace vs. Wagner	10/17/15
3	Michael Caputo at Sacred Heart	10/29/05	
3	Michael Caputo vs. Monmouth	11/13/04	
3	Dan Mathis vs. Hartwick	10/24/92	
3	Antoine Rivera at Wagner	9/26/09	

YARDS IN TOTAL OFFENSE

1.	477	Anthony Doria at Sacred Heart	10/29/05
2.	396	Anthony Doria vs. Albany	10/11/03
3.	389	Kevin Magee vs. CCSU	10/2/93
4.	384	Kevin Magee vs. Gallaudet	10/3/92
5.	353	Jeremy Swords vs. La Salle	11/15/97

ALL-PURPOSE YARDS

1.	457	Kyle Harbridge vs. Morehead State	9/17/11
2.	384	Kyle Harbridge vs. Fordham	9/28/13
3.	365	Ted Helsel vs. Gallaudet	11/3/79
4.	323	Todd Harris vs. Wagner	11/11/06
5.	294	Michael Caputo at Sacred Heart	10/29/05

PUNT RETURNS

1.	7	Sam Campoli vs. CCSU	10/10/98
7	Sam Campoli vs. La Salle	10/24/98	
3.	6	Antoine Rivera vs. Duquesne	10/13/07
6	Shawn Weaver vs. Dickinson	9/9/89	
6	Chris Palumbo vs. St. John Fisher	10/27/90	
6	Jimmy Landrom vs. La Salle	11/2/02	

PUNT RETURN YARDS

1.	115	Anthony Abeid vs. Lincoln	9/21/13
2.	86	Jimmy Landrom vs. La Salle	9/2/00
3.	76	Ted Helsel vs. St. Vincent	10/28/78
4.	74	Dane Domonkos vs. Lincoln	9/21/13
5.	68	Ted Helsel vs. Catholic	10/21/78

KICKOFF RETURNS

1.	7	Five times, recently by: Dane Domonkos vs. Bryant	11/6/10
----	---	--	---------

KICKOFF RETURN YARDS

1.	209	Dane Domonkos vs. Bryant	11/6/10
2.	181	Lorenzo Jerome at Towson	9/12/15
2.	169	Randy Ott vs. Wagner	9/26/98
3.	157	Desmond Ray vs. Dayton	9/1/01
4.	148	Damon Hill vs. Sacred Heart	9/13/03

PUNTS

1.	12	Rich Wanat vs. Catholic	9/28/85
12	Greg Klein vs. Dickinson	9/9/89	
12	Matt Gergely vs. Saint Peter's	11/18/00	
4.	11	Five times, recently: Grant Price vs. Robert Morris	10/17/09

YARDS PUNTING

1.	435	Bobby Fuller vs. Wagner	10/18/08
2.	409	Jason Calhoon vs. St. John Fisher	10/27/90
3.	400	Bobby Fuller vs. Bryant	11/22/08
400	Rich Wanat vs. Catholic	9/28/85	
5.	395	Mike DeSocio vs. Saint John's	9/11/99

EXTRA POINTS

1.	9	Lance Geesey vs. Va.-Lynchburg	9/27/14
2.	7	Twice, most recently by: Lance Geesey at East Tennessee State	10/5/15
3.	6	Five times, most recently by: Lance Geesey vs. Georgetown	9/5/15

FIELD GOALS

1.	5	Lance Geesey at Central Conn. St.	11/7/15
2.	4	Lance Geesey at Robert Morris	11/15/14
4	Lance Geesey vs. Duquesne	11/1/14	
4.	3	Six times, most recently by: Lance Geesey vs. Sacred Heart	10/31/15

INTERCEPTIONS

1.	3	George Coyle vs. Catholic	10/23/82
3	Jason Wilson vs. Robert Morris	10/26/94	
3	Jason Wilson vs. Monmouth	10/16/93	

TACKLES

1.	33	Bob McHale vs. Geneva	10/25/86
2.	27	Gerry Zahorchak vs. Duquesne	9/9/78
3.	24	Matthew Parker vs. Wagner	10/16/10
4.	23	Scott Lewis vs. Wagner	10/18/08
5.	23	Dan Kanuch vs. Frostburg	11/1/80

SACKS

1.	4	Tom Smith vs. Marist	10/10/92
----	---	----------------------	----------

FUMBLE RECOVERIES

1.	3	Calvin Williams vs. Robert Morris	11/15/08
3	Dave Rippin vs. St. Vincent	10/23/78	

Longest Plays

* play resulted in a touchdown

RUSHING

Kyle Harbridge vs. Morehead State, 2011	94*
Kyle Harbridge vs. Sacred Heart, 2013	90*
Todd Harris vs. Wagner, 2006	90*
Calvin Williams at La Salle, 2007	85*
Kyle Harbridge vs. Morehead State, 2011	83*
Dave Sheredy vs. St. Vincent, 1978	81*
Kyle Harbridge at Sacred Heart, 2011	80*
Anthony Richards at Delaware State, 2006	79*

PASS PLAYS

Zack Drayer to Terell Smith vs. Sacred Heart, 2015	98*
Jeremy Swords to Sam Campoli vs. Mercyhurst, 1997	92*
George Little to Anthony Howze vs. Morehead State, 2008	86*
Don Fyfe to J. Calhoon vs. Brooklyn College, 1989	86*
George Coyle to S. Beck vs. Mercyhurst, 1982	86*
David Stone to Cedric Hudson vs. Wagner, 1999	84*

PUNT RETURNS

Ted Helsel vs. St. Vincent, 1978	70*
Ted Helsel vs. Catholic, 1978	60*
Anthony Abeid vs. Lincoln, 2013	51
Dane Domonkos vs. Lincoln, 2013	49
Paul Friga vs. Gallaudet, 1985	47*

KICKOFF RETURNS

Lorenzo Jerome at Towson, 2015	99*
Lorenzo Jerome at ETSU, 2015	98*
Dane Domonkos vs. Monmouth, 2012	97*
Desmond Ray vs. La Salle, 2001	94*
Kyle Harbridge vs. Morehead State, 2010	92*
Willie Monahan vs. Catholic, 1978	90*
Randy Ott vs. Wagner, 1998	89*

PUNTS

Sean Davison vs. Marist, 1998	69
Tom Koons vs. Saint Peter's, 2002	68
Matt Shontofski vs. Wagner, 1996	67
Chip Kissel vs. Geneva, 1981	67
Andrew Penksa vs. Liberty, 2010	64

FIELD GOALS

Lance Geesey vs. Bryant, 2014	52
Josh Thiel at CCSU, 2012	50
Lance Geesey vs. Clarion, 2014	47
Lance Geesey vs. Sacred Heart, 2013	47
Lance Geesey at James Madison, 2013	47
Josh Thiel vs. Monmouth, 2011	47
Josh Thiel vs. Bryant, 2012	46
Lance Geesey at Central Conn. St., 2015	46 (2x)

INTERCEPTION RETURNS

Matthew Parker vs. Sacred Heart, 2010	75*
Lorenzo Jerome at Towson, 2015	70
Lorenzo Jerome at Central Connecticut, 2013	65
Matthew Parker at Sacred Heart, 2007	61*

RUSHING YARDS

- 457 at Morehead St. 9/15/12
- 441 vs. Morehead St. 9/17/11
- 438 vs. Va.-Lynchburg. 9/27/14
- 435 vs. Gallaudet 11/3/79
- 435 vs. Niagara 10/17/87

FEWEST RUSHING YARDS

- 57 vs. Frostburg State 10/7/89
- 45 vs. Juniata 9/11/82
- 25 vs. Susquehanna 10/16/82
- 24 vs. Dickinson 9/8/90
- 22 vs. Randolph-Macon 10/11/86

RUSHING ATTEMPTS

- 66 at Morehead St. 9/15/12
- 65 vs. Mercyhurst 10/1/94
- 62 vs. La Salle 10/4/03
- 61 vs. CCSU 10/29/11
- 61 vs. Fairfield 10/7/78
- 61 vs. Duquesne 10/26/91
- 61 vs. Ohio Northern 10/10/87

FEWEST RUSHING ATTEMPTS

- 15 vs. Sacred Heart 10/2/99
- 17 vs. Monmouth 10/4/08
- 17 vs. Albany 10/23/99
- 19 at Albany 10/21/06
- 19 vs. Monmouth 11/13/04

RUSHING TOUCHDOWNS

- 9 vs. Niagara 10/17/87
- 8 vs. Va.-Lynchburg. 9/27/14
- 5 vs. Lincoln 9/21/13
- 5 vs. Morehead State 9/17/11
- 5 at Sacred Heart 10/15/11
- 5 vs. Monmouth 11/5/11

PASSING YARDS

- 530 at Sacred Heart 10/29/05
- 429 vs. Albany 10/11/03
- 395 vs. CCSU 10/2/93
- 371 vs. Monmouth 11/13/04
- 355 vs. La Salle 11/15/97

FEWEST PASSING YARDS

- 2 vs. Bryant 11/14/09
- 4 vs. Duquesne 9/9/95
- 4 vs. Georgetown 11/4/78
- 5 vs. Dickinson 9/10/88
- 10 at Youngstown State 9/19/15

PASS ATTEMPTS

- 64 vs. Albany 10/11/03
- 62 at Sacred Heart 10/29/05
- 59 vs. Monmouth 10/4/08
- 54 vs. Albany 10/22/05
- 54 vs. Monmouth 11/13/04

FEWEST PASS ATTEMPTS

- 4 vs. Va.-Lynchburg. 9/27/14
- 5 vs. Geneva 10/24/87
- 5 vs. Robert Morris 9/30/00
- 5 vs. CCSU 10/29/11
- 6 vs. District of Col. 9/29/79

PASS COMPLETIONS

- 39 vs. Albany 10/11/03
- 35 vs. CCSU 10/8/05
- 34 at Sacred Heart 10/29/05
- 33 vs. CCSU 10/2/93
- 32 vs. Monmouth 10/4/08

FEWEST PASS COMPLETIONS

- 1 Four times, most recently:
at Youngstown State 9/19/15
- 2 Nine times, most recently:
vs. CCSU 10/5/11

PASSING TOUCHDOWNS

- 5 at Sacred Heart 10/29/05
- 5 vs. Brooklyn College 9/16/89
- 4 at Sacred Heart 10/25/14
- 4 at Wagner 10/11/14
- 3 vs. Wagner 10/17/15
- 3 vs. Sacred Heart 11/17/12
- 3 at Bryant 11/12/11

TOUCHDOWNS

- 11 vs. Va.-Lynchburg. 9/27/14
- 10 vs. Niagara 10/17/87
- 8 at Morehead St. 9/15/12
- 7 vs. Morehead State 9/17/11

FIRST DOWNS

- 30 at Morehead St. 9/15/12
- 29 vs. Georgetown 9/5/15
- 28 at Sacred Heart 10/15/11
- 28 at Sacred Heart 10/29/05
- 28 vs. CCSU 10/2/93

FEWEST FIRST DOWNS

- 3 vs. Duquesne 11/3/84
- 3 vs. Catholic 11/7/87
- 3 vs. Thiel 11/9/91
- 3 vs. Albany 10/9/10
- 4 vs. Duquesne 10/20/79
- 4 vs. Catholic 11/10/79
- 4 vs. Washington & Jeff. 9/6/80

TOTAL OFFENSE YARDS

- 628 vs. Wagner 10/17/15
- 562 at La Salle 11/17/07
- 557 at Morehead St. 9/15/12
- 556 at Sacred Heart 10/29/05
- 540 vs. Va.-Lynchburg. 9/27/14

FEWEST TOTAL OFFENSE YARDS

- 2 vs. Frostburg State 10/7/89
- 14 vs. Frostburg State 10/13/79
- 41 vs. Duquesne 11/5/88
- 47 vs. Susquehanna 10/17/81

TOTAL PLAYS

- 97 at Sacred Heart 10/15/11
- 91 at Wagner 9/3/11
- 90 vs. Monmouth 10/16/99
- 87 vs. Valparaiso 9/18/04
- 87 vs. Albany 10/11/03
- 87 vs. Chicago 10/4/80

FEWEST TOTAL PLAYS

- 40 vs. Albany 10/9/10
- 41 vs. Frostburg State 10/7/89
- 42 vs. Niagara 9/15/79
- 42 vs. Duquesne 10/20/79
- 42 vs. Catholic 11/10/79
- 42 vs. Duquesne 9/9/95
- 43 at Duquesne 11/2/13
- 43 vs. Wagner 11/16/13

POINTS

- 80 vs. Va.-Lynchburg. 9/27/14
- 72 vs. Niagara 10/17/87
- 58 at East Tennessee State .. 10/3/15
- 57 at Morehead St. 9/15/12
- 51 at La Salle 11/17/07
- 50 vs. Morehead State 9/17/11

POINTS IN A HALF

- 63 vs. Va.-Lynchburg. 9/27/14

POINTS IN A QUARTER

- 35 vs. Va.-Lynchburg. 9/27/14
- 28 vs. Va.-Lynchburg. 9/27/14
- 27 vs. Catholic 10/24/81
- 27 vs. Niagara 10/17/87
- 24 at La Salle 11/17/07
- 24 vs. Ohio Northern 10/10/87

FIELD GOALS

- 5 at Central Conn. St. 11/7/15
- 4 at Robert Morris 11/15/14
- 4 vs. Duquesne 11/1/14
- 3 Six times, most recently:
vs. Sacred Heart 10/31/15

EXTRA POINTS

- 9 vs. Va.-Lynchburg. 9/27/14
- 9 vs. Niagara 10/17/87
- 7 at Morehead St. 9/15/12
- 6 Four times, most recently:
vs. Georgetown 9/5/15

INTERCEPTIONS

- 7 vs. Sacred Heart 9/20/10
- 5 vs. Mercyhurst 9/26/81
- 5 vs. St. John Fisher 10/19/85
- 4 vs. Morehead State 9/17/11
- 4 at Morehead St. 9/15/12

SACKS

- 7 vs. St. Peter's 10/3/87
- 7 vs. La Salle 11/2/02
- 6 at Central Conn. St. 11/7/15
- 6 vs. Duquesne 10/13/07
- 4 vs. Sacred Heart 10/31/15
- 4 vs. Wagner 10/17/15
- 4 at East Tennessee State .. 10/3/15
- 4 vs. Va.-Lynchburg. 9/27/14
- 4 vs. Monmouth 10/12/13
- 4 vs. Fordham 9/28/13
- 4 vs. Monmouth 11/5/11

FUMBLE RECOVERIES

- 6 vs. Gannon 9/4/93

RUSHING

1.	1,708	Khairi Dickson	2014
2.	1,619	Kyle Harbridge	2013
3.	1,474	Kyle Harbridge	2011
4.	1,330	Todd Harris	2006
5.	1,174	Ted Helsel	1978

RUSH ATTEMPTS

1.	309	Khairi Dickson	2014
2.	275	Todd Harris	2006
3.	270	Kyle Harbridge	2013
4.	249	Kyle Harbridge	2011
5.	204	Todd Harris	2005

RUSHING TOUCHDOWNS

1.	16	Kyle Harbridge	2013
2.	14	Kyle Harbridge	2011
3.	12	Khairi Dickson	2014
	12	Keion Wade	2012
5.	11	Todd Harris	2006

PASSING YARDS

1.	2,895	Anthony Doria	2005
2.	2,122	Kevin Magee	1993
3.	2,115	Anthony Doria	2004
4.	2,056	Kevin Magee	1992
5.	1,977	Zack Drayer	2015

PASS ATTEMPTS

1.	409	Anthony Doria	2005
2.	364	Anthony Doria	2004
3.	329	Kevin Magee	1993
4.	295	George Little	2007
5.	292	George Little	2008

PASS COMPLETIONS

1.	252	Anthony Doria	2005
2.	197	Kevin Magee	1993
3.	190	Anthony Doria	2004
4.	152	Zack Drayer	2015

PASSING TOUCHDOWNS

1.	21	Anthony Doria	2005
2.	19	Kevin Magee	1992
3.	16	George Little	2007
4.	15	Zack Drayer	2015
	15	Zach Drayer	2014
	15	Anthony Doria	2006

PASS EFFICIENCY RATING

1.	139.83	Zack Drayer	2015
1.	137.29	Zack Drayer	2014
2.	133.12	Anthony Doria	2005
3.	131.39	Kevin Magee	1992
4.	131.15	John Kelly	2012

RECEPTIONS

1.	92	Michael Caputo	2005
2.	85	Luke Palko	2005
3.	82	Luke Palko	2004
4.	64	Todd Eckenroad	1993
5.	63	Michael Caputo	2006

RECEIVING YARDS

1.	1,433	Michael Caputo	2005
2.	920	Terrell Smith	2015
3.	885	Antoine Rivera	2007
4.	857	Michael Caputo	2006
5.	812	Luke Palko	2005
	812	Chip Kissel	1981

TOUCHDOWN RECEPTIONS

1.	12	Michael Caputo	2005
	12	Dan Mathis	1992
3.	8	Michael Caputo	2006
	8	Terrell Smith	2015

POINTS

1.	110	Kyle Harbridge	2013
2.	90	Lance Geesey	2014
	90	Kyle Harbridge	2011
4.	78	Michael Caputo	2005
	78	Dan Mathis	1992

TOTAL OFFENSE

1.	2,865	Anthony Doria	2005
2.	2,304	John Kelly	2012
3.	2,117	John Kelly	2011
4.	2,039	Kevin Magee	1992
5.	2,012	Kevin Magee	1993

ALL-PURPOSE YARDS

1.	2,070	Kyle Harbridge	2013
2.	1,950	Kyle Harbridge	2011
3.	1,841	Khairi Dickson	2014
4.	1,612	Todd Harris	2005
5.	1,519	Todd Harris	2006

INTERCEPTIONS

1.	8	Jason Wilson	1994
2.	7	Dan Kanuch	1983
3.	6	DaQuan Minter	2013
	6	Lorenzo Jerome	2013
5.	5	Eight times, most recently by: DaQuan Minter	2014

INTERCEPTION RETURN YARDS (Since 1989)

1.	158	DaQuan Minter	2013
2.	144	Lorenzo Jerome	2013
3.	124	Matthew Parker	2010
4.	115	Lorenzo Jerome	2015
5.	95	DaQuan Minter	2014
6.	88	Matthew Parker	2007

TACKLES

1.	142	Scott Lewis	2008
2.	141	Anthony Bowman	2011
3.	138	Gerry Zahorchak	1978
	138	Daunte Neal	2000
	138	Scott Lewis	2010

FUMBLES RECOVERED

1.	4	Six times, most recently by: Daunte Neal	2000
----	---	---	------

BLOCKED PUNTS OR KICKS (Since 1985)

1.	4	Jimbo Cowan	1995
2.	3	Six times, most recently by: Semo Sila	2014

PASS BREAKUPS (Since 1984)

1.	13	Lorenzo Jerome	2014
2.	12	Michael Bowman	2004
	12	Matt Beck	1996
	12	Jason Wilson	1994
5.	11	DaQuan Minter	2015
	11	Jimmy Landrom	2001
	11	Jason Wilson	1993

SACKS (Since 1984)

1.	12	Mark Palla	1984
2.	10	Tom Smith	1992
3.	9	Russell Long	1990
4.	8.5	Asalemo Fruean	2013
5.	8	Aaron Reachard	1999
	8	Joe Ott	2002

FIELD GOALS MADE

1.	18	Lance Geesey	2014
2.	16	Lance Geesey	2015
3.	11	Lance Geesey	2013
	11	Josh Thiel	2012
5.	9	Josh Thiel	2011
	9	Adam Sciuilli	2005

FIELD GOALS ATTEMPTED

1.	22	Lance Geesey	2014
2.	17	Lance Geesey	2015
3.	16	Lance Geesey	2013
4.	15	Josh Thiel	2009
5.	13	Adam Sciuilli	2007

Team Season Records

RUSHING

RUSHING YARDS	2,610 (2012)
FEWEST RUSHING YARDS	224 (1985)
RUSH ATTEMPTS	507 (2014)
FEWEST RUSH ATTEMPTS	290 (1998)
RUSHING TOUCHDOWNS	.26 (2011)
FEWEST RUSHING TOUCHDOWNS	.0 (1984)

PASSING

PASSING YARDS	3,223 (2005)
FEWEST PASSING YARDS	372 (1979)
PASS ATTEMPTS	465 (2005)
FEWEST PASS ATTEMPTS	.97 (1979)
PASS COMPLETIONS	276 (2005)
FEWEST PASS COMPLETIONS	.34 (1979)
PASSING TOUCHDOWNS	.24 (2005)
FEWEST PASSING TOUCHDOWNS	.1 (1979)

SCORING

TOUCHDOWNS	.43 (2014)
FEWEST TOUCHDOWNS	.5 (1984)
MOST POINTS SCORED	354 (2014)
FEWEST POINTS SCORED	.39 (1983)
MOST POINTS ALLOWED	485 (2011)
FEWEST POINTS ALLOWED	107 (1992)
MOST FIELD GOALS MADE	.18 (2014)
MOST EXTRA POINTS	.36 (2014, 2012, 2011)

TOTAL OFFENSE

TOTAL OFFENSE YARDS	4,479 (2005)
FEWEST TOTAL OFFENSE YARDS	1,056 (1984)
TOTAL PLAYS	795 (2005)
FEWEST TOTAL PLAYS	406 (1979)

DEFENSE

MOST INTERCEPTIONS	.19 (1993)
MOST FUMBLE RECOVERIES	.28 (1978)
MOST TACKLES	1,118 (1978)
MOST SACKS	.38 (1992)

RUSHING YARDS

1.	4,126	Kyle Harbridge	2009-13
2.	3,414	Todd Harris	2003-06
3.	3,272	Khairi Dickson	2012-15
4.	2,330	Michael Hall	2000-03
5.	2,015	Ted Helsel	1978-79

RUSHING ATTEMPTS

1.	714	Kyle Harbridge	2009-13
2.	706	Todd Harris	2003-06
3.	630	Khairi Dickson	2012-15
4.	564	Michael Hall	2000-03
5.	487	Mike Bollinger	1985-88

RUSHING TOUCHDOWNS

1.	36	Kyle Harbridge	2009-13
2.	25	Khairi Dickson	2012-15
3.	20	Todd Harris	2003-06
4.	16	Ted Helsel	1978-79
	16	Kevin Keenan	1991-94

PASSING YARDS

1.	8,544	Anthony Doria	2003-06
2.	5,694	John Kelly	2009-12
3.	5,380	Kevin Magee	1991-93
4.	3,788	Jeremy Swords	1997-99
5.	3,722	George Little	2005-09

PASS ATTEMPTS

1.	1,345	Anthony Doria	2003-06
2.	989	John Kelly	2009-12
3.	772	Kevin Magee	1991-93
4.	743	Jeremy Swords	1997-99
5.	594	George Little	2005-09

PASS COMPLETIONS

1.	743	Anthony Doria	2003-06
2.	514	John Kelly	2009-12
3.	445	Kevin Magee	1991-93
4.	333	Jeremy Swords	1997-99
5.	300	George Little	2005-09

TOUCHDOWN PASSES

1.	61	Anthony Doria	2003-06
2.	45	John Kelly	2009-12
3.	40	Kevin Magee	1991-93
4.	31	Zack Drayer	2013-present
5.	26	George Little	2005-09

RECEIVING YARDS

1.	3,464	Michael Caputo	2003-06
2.	2,441	Antoine Rivera	2005-09
3.	2,020	Luke Palko	2003-06
4.	1,754	Todd Eckenroad	1991-93
5.	1,529	Dan Mathis	1989-92

PASS RECEPTIONS

1.	245	Michael Caputo	2003-06
2.	225	Luke Palko	2003-06
3.	156	Antoine Rivera	2005-09
4.	149	Omar Winston	2007-10
5.	144	Todd Eckenroad	1991-93

TOUCHDOWN RECEPTIONS

1.	31	Michael Caputo	2003-06
2.	23	Dan Mathis	1989-92
3.	20	Antoine Rivera	2005-09
4.	13	Luke Palko	2003-06
	13	Terrell Smith	2011-15

MOST TOUCHDOWNS (Rush & Rec.)

1.	40	Kyle Harbridge	2009-13
2.	32	Michael Caputo	2003-06
3.	25	Khairi Dickson	2012-15
4.	24	Dan Mathis	1989-92
5.	21	Antoine Rivera	2005-09

TOTAL OFFENSE

1.	8,273	Anthony Doria	2003-06
2.	7,271	John Kelly	2009-12
3.	5,128	Kevin Magee	1991-93
4.	4,126	Kyle Harbridge	2009-13
5.	3,951	Jeremy Swords	1997-99

ALL-PURPOSE YARDS

1.	6,225	Kyle Harbridge	2009-13
2.	4,253	Todd Harris	2003-06
3.	3,725	Khairi Dickson	2012-15
4.	3,495	Michael Caputo	2003-06
5.	2,803	Jeff Sotosky	1993-96

POINTS

1.	254	Kyle Harbridge	2009-13
2.	219	Lance Geesey	2012-present
2.	198	Josh Thiel	2009-12
3.	196	Michael Caputo	2003-06
4.	188	Adam Sciuilli	2004-07
5.	150	Dan Mathis	1989-92

TACKLES

1.	524	Scott Lewis	2007-10
2.	431	Matthew Parker	2007-10
3.	377	Matt Farabaugh	1995-98
4.	351	Dave Rippin	1978-81
5.	347	Marcus Haines	2004-04
	347	Michael Graziani	1990-93

SACKS (Since 1984)

1.	24.0	Tom Smith	1989-92
2.	20.5	Mark Palla	1984-86
3.	16.0	Russell Long	1989-92
4.	15.0	Dan DelVecchio	1990-93
5.	14.0	Matthew Parker	2007-10

INTERCEPTIONS

1.	19	Jason Wilson	1991-94
2.	14	Michael Graziani	1990-93
3.	13	Dan Makosy	1978-81
4.	13	DaQuan Minter	2012-15
5.	12	Lorenzo Jerome	2013-present

INTERCEPTION RETURN YARDS

1.	339	Lorenzo Jerome	2013-Pres.
2.	278	DaQuan Minter	2012-15
3.	229	Michael Graziani	1990-93
4.	225	Matthew Parker	2007-10
5.	150	Jake DeMedal	2010-13

PASS BREAKUPS (Since 1984)

1.	36	Jimmy Landrom	2000-03
	36	Lorenzo Jerome	2013-present
3.	32	Jason Wilson	1991-94
4.	31	Matt Beck	1996-99
5.	29	Michael Bowman	2002-05

FUMBLES RECOVERED

1.	7	Aaron Herring	2000-04
2.	4	Scott Lewis	2007-10

PUNT ATTEMPTS

1.	242	Carl Parrish	2001-04
2.	194	Chip Kissel	1978-81
3.	182	Bobby Fuller	2005-08
4.	160	Zack Drayer	2013-present
5.	153	Scott Black	1991-94

AVERAGE YARDS/PUNT (Min. 75 punts)

1.	37.4	Andrew Penksa	2010-11
2.	37.2	Zack Drayer	2013-present
3.	36.9	Bobby Fuller	2005-08
4.	36.2	Matt Shontofski	1993-96
5.	36.0	Scott Black	1991-94

PUNT YARDS

1.	8,167	Carl Parrish	2001-04
2.	6,719	Bobby Fuller	2005-08
3.	6,387	Chip Kissel	1978-81
4.	5,958	Zack Drayer	2013-present
5.	5,506	Scott Black	1991-94

FIELD GOALS MADE

1.	45	Lance Geesey	2012-Present
2.	29	Josh Thiel	2009-12
3.	27	Adam Sciuilli	2004-07
4.	21	Matt Shontofski	1993-96
5.	11	Christian LeMaster	1986-87

FIELD GOALS ATTEMPTED

1.	55	Lance Geesey	2012-Present
2.	44	Josh Thiel	2009-12
	44	Matt Shontofski	1993-96
4.	42	Adam Sciuilli	2004-07
5.	18	Barry Bolton	1990-92

FIELD GOAL PCT. (Min. 10 made)

1.	81.8 (45-55)	Lance Geesey	2012-Present
2.	65.9 (29-44)	Josh Thiel	2009-12
3.	64.7 (11-17)	Chris LeMaster	1986-87
4.	64.3 (27-42)	Adam Sciuilli	2004-07
5.	55.6 (10-18)	Barry Bolton	1990-92

PAT KICKS MADE

1.	111	Josh Thiel	2009-12
2.	107	Adam Sciuilli	2004-07
3.	84	Lance Geesey	2012-present
4.	56	Matt Shontofski	1993-96

PUNT RETURNS

1.	71	Sam Campoli	1995-97
2.	56	Dane Domonkos	2010-13
	56	Jimmy Landrom	2000-03
4.	46	Luke Palko	2003-06
5.	38	Dan Kanuch	1978-81

PUNT RETURN YARDS

1.	395	Dane Domonkos	2010-13
2.	377	Jimmy Landrom	2000-03
3.	374	Ted Helsel	1978-79
4.	261	Antoine Rivera	2005-09
5.	242	Sam Campoli	1995-98

PUNT RETURN AVERAGE (Min. 20)

1.	10.1	Ted Helsel	1978-79
2.	7.5	Antoine Rivera	2005-09
3.	7.1	Dane Domonkos	2010-13
4.	6.7	Jimmy Landrom	2000-03
5.	5.5	Dan Mathis	1989-92
	5.5	Chris Blumenthal	1986-87

KICK RETURNS

1.	74	Jeff Sotosky	1993-96
2.	63	Kyle Harbridge	2009-13
3.	62	Jimmy Landrom	2000-03
4.	57	Randy Ott	1996-98
5.	42	Lou Motley	2003-04

KICK RETURN AVERAGE (Min. 25)

1.	25.1	Kyle Harbridge	2009-13
2.	21.5	Willie Monahan	1979-80
3.	21.1	AJ Alexander	2011-12
3.	21.1	Steve Cahill	1988-90
5.	20.3	Randy Ott	1996-98

KICK RETURN YARDS

1.	1,582	Kyle Harbridge	2009-13
2.	1,202	Jeff Sotosky	1993-96
3.	1,159	Randy Ott	1996-98
4.	1,143	Jimmy Landrom	2000-03
5.	818	Lou Motley	2003-04

OFFENSE

RUSHING

	Att	Yds
1980	W. Monahan	130 . . . 426
1981	John Travis	81 . . . 368
1982	Dave Decker	98 . . . 316
1983	Statistics missing	
1984	Joe Bonatesta	75 . . . 206
1985	Mike Bollinger	79 . . . 227
1986	Mike Bollinger	173 . . . 743
1987	Mike Bollinger	106 . . . 461
1988	Mike Bollinger	129 . . . 380
1989	Brian Dunn	62 . . . 241
1990	Chris Palumbo	168 . . . 557
1991	Chris Palumbo	190 . . . 681
1992	Kevin Keenan	157 . . . 585
1993	Kevin Keenan	143 . . . 444
1994	Kevin Keenan	168 . . . 751
1995	Jeff Sotosky	139 . . . 506
1996	Brian Pittman	143 . . . 623
1997	Lavon Everett	53 . . . 249
1998	Randy Ott	53 . . . 233
1999	Wes Clemons	171 . . . 594
2000	Michael Hall	147 . . . 542
2001	Michael Hall	80 . . . 287
2002	Michael Hall	189 . . . 878
2003	Michael Hall	148 . . . 623
2004	Todd Harris	167 . . . 792
2005	Todd Harris	204 . . . 1,052
2006	Todd Harris	275 . . . 1,330
2007	Calvin Williams	147 . . . 643
2008	Jude Yearwood	111 . . . 355
2009	Jude Yearwood	133 . . . 518
2010	Kyle Harbridge	117 . . . 593
2011	Kyle Harbridge	249 . . . 1,430
2012	Keion Wade	173 . . . 926
2013	Kyle Harbridge	270 . . . 1,619
2014	Khairi Dickson	309 . . . 1,708
2015	Khairi Dickson	184 . . . 1,003

RUSHING TOUCHDOWNS

1980	Brian Petry	2
1981	John Travis	2
1982	Pat Murray	1
1983	Statistics missing	
1984	None	
1985	Mark Cutaneo	2
1986	Mike Bollinger	5
1987	Rody Knapp	4
1988	Rody Knapp	5
1989	Brian Dunn	6
1990	Chris Palumbo	6
1991	Chris Palumbo	4
1992	Kevin Keenan	7
1993	Kevin Keenan	5
1994	Kevin Keenan	4
1995	Joe Ranft/Jeff Sotosky	3
1996	Brian Pittman	7
1997	Jeremy Swords	4
1998	Randy Ott/Brian Pittman/ Jeremy Swords	1
1999	Wes Clemons	5
2000	Randy White	2
2001	Ryan Williams	2
2002	Michael Hall	6
2003	Michael Hall	4
2004	Ricky Taylor	6
2005	Todd Harris	7
2006	Todd Harris	11
2007	Calvin Williams	5
2008	Calvin Williams	3
2009	Jude Yearwood	4
2010	Jude Yearwood	4
2011	Kyle Harbridge	14
2012	Keion Wade	12
2013	Kyle Harbridge	16
2014	Khairi Dickson	12
2015	Khairi Dickson	8

PASSING

Comp/Att Yds

1980	George Coyle	39/98 . . . 465
1981	George Coyle	99/227 . . . 1,524
1982	George Coyle	53/140 . . . 711
1983	Statistics missing	
1984	Mike McDermott	72/190 . . . 711
1985	Paul Klein	59/161 . . . 608
1986	Mark Chegwidan	76/153 . . . 966
1987	Rody Knapp	47/98 . . . 688
1988	Rody Knapp	52/118 . . . 545
1989	Don Fyfe	65/137 . . . 703
1990	Gary Buchsen	103/253 . . . 1,163
1991	Kevin Magee	98/171 . . . 1,202
1992	Kevin Magee	150/272 . . . 2,056
1993	Kevin Magee	197/329 . . . 2,122
1994	Scott Black	56/105 . . . 712
1995	Joe Ranft	84/224 . . . 1,196
1996	Joe Ranft	91/180 . . . 1,172
1997	Jeremy Swords	108/225 . . . 1,556
1998	Jeremy Swords	115/269 . . . 1,169
1999	Jeremy Swords	110/249 . . . 1,063
2000	Randy White	89/218 . . . 1,091
2001	Kevin McCray	77/178 . . . 902
2002	Bo Border	55/141 . . . 662
2003	Anthony Doria	150/286 . . . 1,663
2004	Anthony Doria	190/364 . . . 2,115
2005	Anthony Doria	252/409 . . . 2,895
2006	Anthony Doria	151/286 . . . 1,871
2007	George Little	144/295 . . . 1,928
2008	George Little	151/292 . . . 1,734
2009	John Kelly	135/264 . . . 1,357
2010	John Kelly	141/267 . . . 1,314
2011	John Kelly	130/260 . . . 1,677
2012	John Kelly	108/198 . . . 1,351
2013	Max Ward	83/159 . . . 1,108
2014	Zack Drayer	112/195 . . . 1,455
2015	Zack Drayer	152/250 . . . 1,977

PASSING TOUCHDOWNS

1980	Brian Petry/George Coyle	2
1981	George Coyle	9
1982	George Coyle	5
1983	Statistics missing	
1984	Mike McDermott	4
1985	Rody Knapp	2
1986	Mark Chegwidan	5
1987	Rody Knapp	4
1988	Rody Knapp	4
1989	Gary Buchsen	6
1990	Gary Buchsen	6
1991	Kevin Magee	9
1992	Kevin Magee	19
1993	Kevin Magee	12
1994	Scott Black	5
1995	Joe Ranft	4
1996	Joe Ranft	8
1997	Jeremy Swords	9
1998	Jeremy Swords	4
1999	Jeremy Swords	5
2000	Randy White	7
2001	Kevin McCray	4
2002	Kevin McCray	2
2003	Anthony Doria	12
2004	Anthony Doria	13
2005	Anthony Doria	21
2006	Anthony Doria	15
2007	George Little	16
2008	George Little	9
2009	John Kelly	12
2010	John Kelly	12
2011	John Kelly	12
2012	John Kelly	14
2013	Max Ward	5
2014	Zack Drayer	15
2015	Zack Drayer	15

RECEPTIONS

1980	Steve Beck	21
1981	Chip Kissel	50
1982	Steve Beck	37
1983	Statistics missing	

1984	Greg Gordish	14
1985	Myron McNulty	30
1986	Dave Swatsworth	23
1987	Dave Swatsworth	16
1988	Steve Cahill	15
1989	Jason Calhoon	27
1990	Jason Calhoon	31
1991	Dan Mathis	30
1992	Todd Eckenroad	51
1993	Todd Eckenroad	64
1994	Michael Trempe	14
1995	Bob Rohrbaugh/Chad Connors	15
1996	Jarvas Bell	25
1997	Chad Connors	34
1998	Chad Connors	40
1999	Jeremy Nunamaker	39
2000	Matt Rychlicki	23
2001	Simeon Barnett	21
2002	Matt Rychlicki	30
2003	Luke Palko	42
2004	Luke Palko	82
2005	Michael Caputo	92
2006	Michael Caputo	63
2007	Antoine Rivera	48
2008	Omar Winston	56
2009	Antoine Rivera	53
2010	Omar Winston	40
2011	AJ Alexander/Kyle Harbridge	25
2012	Dane Domonkos	20
2013	Dane Domonkos	25
2014	Anthony Abeid	28
2015	Terrell Smith	53

RECEIVING YARDS

1980	Tony Banks	211
1981	Chip Kissel	812
1982	Steve Beck	655
1983	Statistics missing	
1984	Myron McNulty	171
1985	Myron McNulty	292
1986	Dave Swatsworth	346
1987	Dave Swatsworth	340
1988	Ted Crews	184
1989	Jason Calhoon	528
1990	Dan Mathis	422
1991	Dan Mathis	426
1992	Todd Eckenroad	709
1993	Todd Eckenroad	711
1994	Michael Trempe	206
1995	Jarvas Bell	234
1996	Jarvas Bell	356
1997	Sam Campoli	601
1998	Chad Connors	398
1999	Jeremy Nunamaker	360
2000	Matt Rychlicki	383
2001	Simeon Barnett	320
2002	Matt Rychlicki	411
2003	Maurice Sales	519
2004	Michael Caputo	755
2005	Michael Caputo	1,433
2006	Michael Caputo	857
2007	Antoine Rivera	885
2008	Omar Winston	589
2009	Antoine Rivera	689
2010	Omar Winston	413
2011	AJ Alexander	490
2012	AJ Alexander	329
2013	Dane Domonkos	392
2014	Anthony Abeid	497
2015	Terrell Smith	920

TOUCHDOWN RECEPTIONS

1980	Four with one	1
1981	Chip Kissel	5
1982	Steve Beck	4
1983	Statistics missing	
1984	Andy Barnes	2
1985	Three players with	1
1986	Dave Swatsworth/Mike McDermott	2
1987	Dave Swatsworth	2
1988	Steve Cahill/Ted Crews	2
1989	Jason Calhoon	5

1990	Dan Mathis	6
1991	Dan Mathis	5
1992	Dan Mathis	1
1993	Elliot Miller/Mike LeSage	3
1994	Bob Rohrbaugh	3
1995	Bob Rohrbaugh	3
1996	Four players with	2
1997	Sam Campoli	6
1998	Chad Connors	2
1999	Cedric Hudson	5
2000	Matt Rychlicki	5
2001	Simeon Barnett/Cedric Hudson	2
2002	E. Jefferson, D. Hill, Rychlicki	1
2003	Michael Caputo	4
2004	Michael Caputo	7
2005	Michael Caputo	12
2006	Michael Caputo	8
2007	Antoine Rivera	7
2008	Ryan Zarnich	3
2009	Antoine Rivera	4
2010	Omar Winston	6
2011	AJ Alexander	6
2012	AJ Alexander	5
2013	T. Smith/K. Harbridge/ A. Bowman	2
2014	Anthony Abeid	7
2015	Terrell Smith	8

SCORING

1980	Brian Petry/Willie Monahan	12
1981	Chip Kissel	32
1982	Steve Beck	24
1983	Statistics missing	
1984	Andy Barnes	12
1985	Mark Cutaneo	18
1986	Mike Bollinger	30
1987	Chris LeMaster	32
1988	Rody Knapp	32
1989	Brian Dunn	36
1990	Chris Palumbo	44
1991	Dan Mathis	30
1992	Dan Mathis	78
1993	Matt Shontofski	32
1994	Matt Shontofski	33
1995	Jeff Sotosky	22
1996	Brian Pittman	42
1997	Sam Campoli	36
1998	Chad Connors/Randy Ott	12
1999	Wes Clemons	36
2000	Matt Rychlicki	30
2001	Cedric Hudson	14
2002	Michael Hall	36
2003	Michael Caputo	26
2004	Adam Sciuili	45
2005	Michael Caputo	78
2006	Todd Harris	66
2007	Antoine Rivera	48
2008	Zak Campbell	29
2009	Josh Thiel	39
2010	Omar Winston	36
2011	Kyle Harbridge	90
2012	Keion Wade	72
2013	Kyle Harbridge	110
2014	Lance Geesey	90
2015	Lance Geesey	76

TOTAL OFFENSE

1980	George Coyle	451
1981	George Coyle	1,431
1982	George Coyle	545
1983	Statistics missing	
1984	Mike McDermott	573
1985	Paul Klein	540
1986	Mark Chegwidan	892
1987	Rody Knapp	944
1988	Rody Knapp	603
1989	Don Fyfe	611
1990	Gary Buchsen	939
1991	Kevin Magee	1,077
1992	Kevin Magee	2,039
1993	Kevin Magee	2,012
1994	Scott Black	778

1995	Joe Ranft	1,246
1996	Joe Ranft	1,299
1997	Jeremy Swords	1,695
1998	Jeremy Swords	1,168
1999	Jeremy Swords	1,088
2000	Randy White	1,038
2001	Kevin McCray	1,119
2002	Michael Hall	878
2003	Anthony Doria	1,551
2004	Anthony Doria	2,003
2005	Anthony Doria	2,865
2006	Anthony Doria	1,854
2007	George Little	1,936
2008	George Little	1,608
2009	John Kelly	1,412
2010	John Kelly	1,462
2011	John Kelly	2,117
2012	John Kelly	2,274
2013	Kyle Harbridge	1,619
2014	Khairi Dickson	1,708
2015	Zack Drayer	1,951

ALL-PURPOSE YARDS

1980	Willie Monahan	798
1981	Chip Kissel	824
1982	Steve Beck	655
1983	Statistics missing	
1984	Kevin McKee	422
1985	Mike Bollinger	439
1986	Mike Bollinger	1,075
1987	Mike Bollinger	461
1988	Steve Cahill	689
1989	Steve Cahill	620
1990	Chris Palumbo	784
1991	Chris Palumbo	795
1992	Dan Mathis	862
1993	Todd Eckenroad	711
1994	Jeff Sotosky	781
1995	Jeff Sotosky	825
1996	Jeff Sotosky	815
1997	Sam Campoli	1,086
1998	Randy Ott	1,026
1999	Wes Clemons	907
2000	Jimmy Landrom	865
2001	Ryan Williams	627
2002	Michael Hall	886
2003	Michael Hall	630
2004	Todd Harris	805
2005	Todd Harris	1,612
2006	Todd Harris	1,519
2007	Antoine Rivera	1,007
2008	Omar Winston	1,151
2009	Kyle Harbridge	1,143
2010	Kyle Harbridge	1,062
2011	Kyle Harbridge	1,950
2012	Keion Wade	1,074
2013	Kyle Harbridge	2,070
2014	Khairi Dickson	1,851
2015	Khairi Dickson	1,122

SPECIAL TEAMS

PUNTING

	No	Yds	Avg
1980	Chip Kissel	58	1,929 .33.2
1981	Chip Kissel	58	1,922 .33.1
1982	George Coyle	49	1,728 .35.3
1983	Statistics missing		
1984	Leo Reardon	59	1,960 .33.2
1985	Rich Wanat	70	2,233 .31.9
1986	Rich Wanat	48	1,553 .32.4
1987	Christian LeMaster	57	1,779 .31.2
1988	Larry Black	44	1,463 .33.3
1989	Jason Calhoon	54	1,705 .31.6
1990	Jason Calhoon	80	2,809 .35.1
1991	Brian Horner	56	1,887 .33.7
1992	Scott Black	61	2,095 .34.3
1993	Scott Black	55	2,026 .36.8
1994	Scott Black	37	1,385 .37.4
1995	Matt Shontofski	62	2,220 .35.8
1996	Matt Shontofski	59	2,159 .36.6
1997	Sean Davison	48	1,561 .32.5
1998	Sean Davison	78	2,654 .34.0

1999	Jason Galiote	45	1,540 .34.2
2000	Matt Gergely	89	2,813 .31.6
2001	Carl Parrish	58	1,990 .34.3
2002	Carl Parrish	61	1,963 .32.2
2003	Carl Parrish	66	2,248 .34.1
2004	Carl Parrish	57	1,966 .34.5
2005	Luke Palko	13	.487 .37.5
2006	Bobby Fuller	32	.975 .30.5
2007	Bobby Fuller	59	2,182 .37.0
2008	Bobby Fuller	71	2,906 .40.9
2009	Grant Price	59	2,182 .37.0
2010	Andrew Penksa	72	2,725 .37.8
2011	Andrew Penska	60	2,215 .36.9
2012	Grant Price	49	1,956 .39.9
2013	Zack Drayer	77	2,907 .37.8
2014	Zack Drayer	53	2,004 .37.8
2015	Zack Drayer	30	1,047 .34.9

KICKOFF RETURNS

	No	Yds	Avg
1980	Willie Monahan	11	.254 .23.0
1981	Kevin McKee	11	.186 .16.9
1982	Statistics missing		
1983	Statistics missing		
1984	Kevin McKee	19	.398 .20.9
1985	Brian Foster	14	.243 .17.4
1986	Mike McDermott	16	.299 .18.7
1987	Mike Groman	10	.163 .16.3
1988	Steve Cahill	12	.311 .25.9
1989	Steve Cahill	18	.323 .17.9
1990	Dan Mathis	13	.269 .20.6
1991	Dan Mathis	14	.235 .16.8
1992	Jamie Welty	21	.349 .16.6
1993	Jeff Sotosky	19	.311 .16.4
1994	Jason Wilson	16	.313 .19.6
1995	Jeff Sotosky	20	.307 .15.4
1996	Jeff Sotosky	15	.278 .18.5
1997	Sam Campoli	23	.388 .16.9
1998	Randy Ott	30	.701 .23.4
1999	Shawn McClure	10	.164 .16.4
2000	Jimmy Landrom	42	.694 .16.5
2001	Ryan Williams	18	.292 .16.2
2002	Jimmy Landrom	15	.371 .24.7
2002	Kyle Ware	15	.356 .23.7
2003	Damon Hill	17	.304 .17.9
2004	Lou Motley	30	.632 .21.1
2005	Ivin Hicks	17	.321 .18.9
2006	Anthony Richards	24	.422 .17.6
2007	Jude Yearwood	23	.472 .20.5
2008	Jude Yearwood	22	.419 .19.0
2009	Kyle Harbridge	26	.636 .24.5
2010	Dane Domonkos	17	.367 .21.6
2011	AJ Alexander	31	.675 .21.8
2012	Dane Domonkos	10	.324 .32.4
2013	Kyle Harbridge	11	.289 .26.3
2014	Lorenzo Jerome	14	.289 .20.6
2015	Lorenzo Jerome	17	.531 .31.2

FIELD GOALS

	FGM/FGA	Pct
1980	Gibby Servello	2/-
1981	Gibby Servello	2/-
1982	Joe Vischetti	2/6 .33.3
1983	Statistics missing	
1984	Leo Reardon	1/2 .50.0
1985	Rich Wanat	2/4 .50.0
1986	Chris LeMaster	5/7 .71.4
1987	Chris LeMaster	6/10 .60.0
1988	Greg Klein	4/8 .50.0
1989	Greg Klein	1/6 .16.7
1990	Barry Bolton	1/1 .10.0
1991	Barry Bolton	6/11 .54.5
1992	Barry Bolton	3/6 .50.0
1993	Matt Shontofski	7/12 .58.3
1994	Matt Shontofski	5/12 .41.7
1995	Matt Shontofski	4/10 .40.0
1996	Matt Shontofski	5/10 .50.0
1997	Frank Bacco	3/3 .10.0
1998	Mike DeSocio	2/4 .50.0
1999	Jason Galiote	3/7 .30.0
2000	Matt Gergely	1/2 .50.0
2001	Jarrett Orzechowski	0/6 .00.0
2002	Jeremy Reese	2/6 .33.3
2003	Dan Graham	0/2 .00.0

2004	Adam Sciulli	7/12 .58.3
2005	Adam Sciulli	9/11 .81.8
2006	Adam Sciulli	4/6 .66.7
2007	Adam Sciulli	7/13 .53.8
2008	Zak Campbell	6/7 .85.7
2009	Josh Thiel	7/15 .46.7
2010	Josh Thiel	2/5 .40.0
2011	Josh Thiel	9/12 .75.0
2012	Josh Thiel	11/12 .91.7
2013	Lance Geesey	11/16 .68.8
2014	Lance Geesey	18/22 .81.8
2015	Lance Geesey	16/17 .94.1

DEFENSE

TACKLES

1980	Dave Rippin	111
1981	Dan Kanuch	121
1982	Statistics missing	
1983	Statistics missing	
1984	Brian Foster	96
1985	Paul Lawrence	76
1986	Bob McHale	119
1987	Bob McHale	133
1988	Brian Rupp	84
1989	John Becker	109
1990	Frank Blair	91
1991	Frank Blair	105
1992	Michael Graziani	94
1993	Dwayne Eck	128
1994	Dwayne Eck	111
1995	Pat McKenna	96
1996	Samm Taranto	118
1997	Pat McKenna	123
1998	Matt Farabaugh	113
1999	Derek Payne	119
2000	Daunte Neal	138
2001	Marcus Haines	77
2002	Daunte Neal	97
2003	Marcus Haines	90
2004	Marcus Haines	98
2005	Ivin Hicks	89
2006	Andrew Ardestani	82
2007	Scott Lewis	126
2008	Scott Lewis	142
2009	Scott Lewis	118
2010	Scott Lewis	138
2011	Anthony Bowman	141
2012	Jake DeMedal	88
2013	Bishop Neal	79
2014	Lorenzo Jerome	79
2015	Semo Sila	77

SACKS

1984	Mark Palla	12
1985	Chris Tantlinger	4
1986	Mark Palla	7
1987	Frank Hammer	4
1988	Frank Hammer	3.5
1989	Damian Krisko	4
1990	Russell Long	9
1991	Tom Smith	7
1992	Tom Smith	10
1993	P.J. Petrarco	5
1994	Four players with	3
1995	Rick Roth/Jason Gschwend	4
1996	Gregg Gergely	5.5
1997	Eric Korhut	3.5
1998	Matt Balsavage	3
1999	Aaron Reachard	8
2000	Jamie Robinson	3
2001	Three with 2	2
2002	Joe Ott	8
2003	Aaron Herring	5
2004	Matt Shine/Aaron Herring	3
2005	Three with 2	2
2006	Fehi Sevelo	5
2007	Fehi Sevelo	4
2008	Scott Lewis	5
2009	Matthew Parker	7
2010	Matthew Parker	7
2011	Terrace Bourne	6

2012	Dylan Bear/Robert Smith	1.5
2013	Asalemo Fruean	8.5
2014	Semo Sila	3.5
2015	Gartner/Leaeno/Nagaseu/Walker	4

INTERCEPTIONS

1980	Dan Kanuch	3
1981	Dan Kanuch	7
1982	Statistics missing	
1983	Statistics missing	
1984	Kevin McKee	5
1985	Brian Foster	5
1986	Paul Lawrence	4
1987	Steve Antikowiak/Greg Sipos	3
1988	Four players with	1
1989	Vince Pavic/Dan Maxsim	2
1990	Michael Graziani	5
1991	Michael Graziani	4
1992	Jason Wilson	3
1993	Jason Wilson/Jimbo Cowan	5
1994	Jason Wilson	8
1995	Jimbo Cowan/Steve Ceresa/ Pat McKenna	2
1996	Matt Farabaugh	2
1997	Matt Beck, Pat McKenna	3
1998	Milton Irving	2
1999	Derek Payne, Jamil Audi	1
2000	Daunte Neal	2
2001	Jimmy Landrom	4
2002	Jimmy Landrom, Marcus Haines	3
2003	Brandon Turner	3
2004	Four with 2	2
2005	Four with 2	2
2006	Joshua Bentley	2
2007	Matthew Parker	3
2008	Robert Horne, Scott Lewis	2
2009	Terrance Long	5
2010	Matthew Parker/Jakob DeMedal/ Luke McConnell	2
2011	Austin Miele	3
2012	Mike Dennis	3
2013	D. Minter/L. Jerome	6
2014	DaQuan Minter	5
2015	Boyd/Jerome	3

PASS BREAKUPS

1984	Brian Foster	6
1985	Brian Foster/Paul Friga	5
1986	Matt McHale	7
1987	Vince Cleary	8
1988	Tom Criste	7
1988	Dan Maxsim	8
1990	Vince Pavic/Mike Graziani	5
1991	Jason Wilson	5
1992	Mike Graziani	11
1993	Jason Wilson	11
1994	Jason Wilson	12
1995	Rick Roth/Matt Farabaugh/ Colin Snyder/Jimbo Cowan	2
1996	Matt Beck	12
1997	Pat McKenna	8
1998	Milton Irving	9
1999	Fran Sciullo	6
2000	Jimmy Landrom	9
2001	Jimmy Landrom	11
2002	Jimmy Landrom	8
2003	Brandon Turner	9
2004	Michael Bowman	12
2005	Michael Bowman	12
2006	Terrance Long	7
2007	Rickey Williamson	8
2008	M. Parker/R. Williamson	6
2009	Terrance Long	5
2010	J. DeMedal/J. Matthews	4
2011	J. DeMedal	7
2012	Mike Dennis	7
2013	DaQuan Minter	8
2014	Lorenzo Jerome	13
2015	DaQuan Minter	11

1909 (2-2-0)

COACH: CLARENCE MILLER

Gallitzin	L	0	15
Hastings	W	7	0
Raleigh A.C	W	23	0
Hastings	L	0	6

1910 (3-2-1)

COACH: CARROLL

Raleigh A.C.	W	5	0
South Fork	W	13	0
Patton	W	22	2
South Fork	L	0	10
Patton	L	3	5
Altoona Scholastics	T	5	5

1911 (4-3-2)

COACH: JOE SAVAGE, T.O.R.

Patton	W	11	0
Conemaugh	T	0	0
Altoona Lyceum	L	0	15
South Fork	L	0	5
Altoona	W	3	0
Conemaugh	T	0	0
South Fork	W	5	0
Altoona Apprentice	W	3	0
Altoona Lyceum	L	0	11

1912 (10-3-0)

COACH: JOE SAVAGE, T.O.R.

Indiana (Pa.)	W	6	0
Bellwood H.S.	W	7	6
Bellwood H.S.	W	19	0
Johnstown H.S.	L	0	40
Patton	W	40	0
Indiana (Pa.)	L	0	49
Altoona Apprentice	W	9	0
Ebensburg	W	7	6
Patton	W	12	7
Patton	W	38	0
South Fork	W	18	9
Patton	W	6	0
Patton	L	11	19

1913

RESULTS MISSING

1914 (4-2-0)

COACH: BUCK RODGERS

Bellefonte Academy	L	0	25
Indiana (Pa.)	L	0	20
Bellwood H.S.	W	38	0
Duquesne	W	7	0
Johnstown H.S.	W	54	0
Patton	W	63	0

1915 (2-3-0)

COACH: OLIVER VOGEL

Wesleyan	L	0	61
Lock Haven	W	35	0
Slippery Rock	L	0	13
South Fork	W	21	0
Bellefonte Academy	L	0	21

1916

NO TEAM

1917 (6-0-0)

COACH: JOE SAVAGE, T.O.R.

Lock Haven	W	13	0
Patton	W	18	0
Ebensburg	W	12	0
Conemaugh	W	41	0
Patton	W	46	7
Ebensburg	W	24	0



The 1927 Saint Francis football team has the distinction of being the first to garner the "Red Flash" nickname. That year the school boasted one of the fastest football ground attacks in the east, headed by quarterback **George Kunzler**, captain and right halfback **Ed McLister**, fullback **Alphonse Abels** and left halfback **Ralph Bruno**. Because the team wore predominantly red uniforms, the fans and The Loretto (the student newspaper) dubbed the team "The Red Flashes."

1918

NO TEAM

1919 (3-4-0)

COACH: JOE SAVAGE, T.O.R.

Indiana (Pa.)	L	0	19
Cresson	L	0	7
Colver	W	18	6
Altoona Tech	L	7	14
Saint Mike's (Pitt)	W	6	0
Altoona Quakers	W	2	0
Susquehanna	L	0	95

1920

NO TEAM

1921

NO TEAM

1922 (0-4-0)

COACH: JOHN "SPEEDO" LOUGHRAN

Indiana (Pa.)	L	0	19
Kiski	L	0	50
Canisius	L	0	48
Alfred	L	9	14

1923 (0-6-0)

COACH: JOHN "SPEEDO" LOUGHRAN

Westminster	L	0	33
Duquesne	L	0	20
Bellefonte Academy	L	0	68
Mount St. Mary's	L	0	41
Waynesburg	L	0	65
Canisius	L	0	54

1924 (2-3-0)

COACH: JAMES MAHAN

Davis & Elkins	L	0	36
Patton	W	19	6
Westminster	L	7	52
Saint Vincent	L	6	14
Scranton	W	57	0

1925 (5-1-1)

COACH: EMMET J. RUSSEL

Lilly	W	28	0
Altoona Apprentice	W	6	0
Windber	T	0	0
Patton	W	4	0
Millersville	W	42	0
Hastings	W	56	0
Moxham	L	0	14

1926 (4-1-0)

COACH: EUGENE T. STRINGER

Thiel	L	0	6
Lock Haven	W	69	0
Duquesne	W	13	0
Grove City	W	26	6
Saint Vincent	W	41	0

1927 (6-2-0)

COACH: FULTON CONNORS

Bethany	W	3	0
Westminster	W	3	0
Fairmont	W	32	0
Lock Haven	W	39	0
Beckley	W	32	0
Duquesne	L	0	12
Grove City	L	0	30
Saint Vincent	W	19	0

1928 (4-2-1)

COACH: WILLIAM DONAHUE

Oct. 6	Grove City	T	7	7
Oct. 13	Westminster	W	12	0
Oct. 20	GEORGE WASH.	W	32	0
Oct. 27	Loyola (Md.)	W	7	0
Nov. 3	Saint Vincent	W	26	6
Nov. 10	Davis & Elkins	L	0	40
Nov. 24	WESTERN MARYLAND	L	0	18

1929 (4-3-1)

COACH: WILLIAM DONAHUE

Oct. 5	Grove City	T	7	7
Oct. 11	Salem	W	30	0
Oct. 19	Manhattan	W	20	0
Oct. 26	Saint Bonaventure	L	6	13
Nov. 2	Scranton	L	12	35
Nov. 11	Saint Vincent	W	6	0
Nov. 16	^ FAIRMONT	W	20	6
Nov. 23	WESTERN MARYLAND	L	0	7

^ game played in Cresson, Pa.
& game played in Altoona, Pa.

1930 (4-4-0)

COACH: WILLIAM DONAHUE

Grove City	L	0	21
Rider	W	2	0
Slippery Rock	W	12	6
Saint Bonaventure	W	8	6
Seton Hall	W	6	0
Davis & Elkins	L	0	33
Gallaudet	L	6	7
Saint Vincent	L	2	6

1931 (2-5-1)

COACH: EUGENE T. STRINGER

Sept. 25	Geneva	L	6	12
Oct. 4	Canisius	W	19	7
Oct. 9	Saint Thomas	T	0	0
Oct. 17	SLIPPERY ROCK	W	12	0
Oct. 23	DAVIS & ELKINS	L	0	21
Oct. 31	Coast Guard	L	0	32
Nov. 11	Saint Vincent	L	0	20
Nov. 14	Catholic	L	6	21

1932-37

NO TEAMS

1938 (1-6-0)

COACH: JAMES "BIG JIM" LEONARD

	Scranton	L	0	32
	Potomac S.T.C.	W	7	0
	Mansfield	L	0	7
	Saint Vincent	L	0	9
	Duquesne	L	0	13
	Niagara	L	0	20
	Villanova	L	0	10

1939 (0-7-1)

COACH: JAMES "BIG JIM" LEONARD

	Scranton	L	0	33
	John Carroll	L	2	13
	Youngstown State	L	6	20
	Saint Joseph's (Pa.)	L	6	13
	Saint Vincent	L	13	46
	Notre Dame "B"	L	0	12
	Mount St. Mary's	T	6	6
	Canisius	L	7	20

1940 (6-2-0)

COACH: JAMES "BIG JIM" LEONARD

	Canisius	L	0	18
	Mount St. Mary's	L	0	7
	Potomac S.T.C.	W	46	0
	DeSales	W	51	6
	Saint Bonaventure	W	18	13
	Brooklyn	W	34	0
	Morris Harvey	W	13	7
	Saint Vincent	W	13	0

1941 (6-0-1)

COACH: JAMES "BIG JIM" LEONARD

Sept. 21	Canisius	W	19	13
Sept. 27	Saint Anselm's	W	33	24
Oct. 15	SAINT BONAVENTURE	W	20	7
Oct. 19 ?	Scranton	W	25	9
Oct. 25 ?	Morris Harvey	W	19	13
Nov. 2	Saint Vincent	T	7	7
Nov. 9	ARKANSAS A & M	W	59	6

? Location missing

1942-46

NO TEAMS

1947 (4-1-0)

COACH: JAMES "BIG JIM" LEONARD

	Adelphi	W	29	0
	Alliance	W	18	6
	Rio Grande	W	47	0
	Glassboro State	W	26	0
	Steubenville	L	6	13

1948 (5-4-0)

COACH: LARRY KIRSHLING

	Canisius	L	0	61
	Wilkes	W	31	0
	Mount St. Mary's	W	14	0
	Steubenville	W	15	8
	Alliance	W	6	0
	Fordham	L	0	41
	Adelphi	W	13	0
	Quantico Marines	L	0	26
	Saint Vincent	L	0	26

1949 (4-4-1)

COACH: I.V. DAVIS

Sept. 17	Lock Haven	W	20	13
Sept. 24	WILKES	T	14	14
Oct. 2	ALLIANCE	W	19	0
Oct. 8	Carnegie Mellon	L	19	28
Oct. 15	Steubenville	W	26	13
Oct. 22	Millersville	W	19	7
Oct. 30	SAINT VINCENT	L	0	13
Nov. 6	Gannon	L	0	27
Nov. 11	West Chester (Pa.)	L	0	35

1950 (4-4-0)

COACH: I.V. DAVIS

Sept. 16	LOCK HAVEN	L	13	26
Sept. 23	Louisville	L	14	34
Sept. 30	Wilkes	W	20	0
Oct. 8	KING'S	W	19	6
Oct. 15	Saint Vincent	L	7	19
Oct. 21	MILLERSVILLE	W	20	0
Nov. 4	Mount St. Mary's	W	32	6
Nov. 11	Niagara	L	18	26

1951 (3-5-0)

COACH: I.V. DAVIS

Sept. 16	Saint Bonaventure	L	6	65
Sept. 23	John Carroll	L	6	24
Sept. 29	WILKES	W	12	7
Oct. 7	King's	W	13	12
Oct. 13	Scranton	L	19	40
Oct. 20	Youngstown State	L	6	27
Oct. 26	Waynesburg	L	0	26
Nov. 4	SAINT VINCENT	W	26	21

1952 (0-7-0)

COACH: I.V. DAVIS

Sept. 20	John Carroll	L	0	60
Sept. 27	Saint Michael's (Vt.)	L	6	21
Oct. 4	YOUNGSTOWN STATE	L	0	35
Oct. 12	SCRANTON	L	6	32
Oct. 19	Saint Vincent	L	6	26
Oct. 25	WAYNESBURG	L	6	36
Nov. 8	Indiana (Pa.)	L	20	21

1953 (3-7-0)

COACH: I.V. DAVIS

Sept. 19	West Virginia Tech	W	18	13
Sept. 25	California (Pa.)	L	6	7
Oct. 3	Youngstown State	L	13	20
Oct. 10	CLARION	L	6	7
Oct. 18	SAINT VINCENT	L	7	13
Oct. 24	EDINBORO	W	13	6
Oct. 31	Washington & Jefferson	W	7	32
Nov. 7	INDIANA (Pa.)	W	7	0
Nov. 15	Scranton	L	7	27
Nov. 21	King's	L	0	21

1954-68

NO TEAMS

1969 (1-5-0)

COACH: ART MARTYNUSKA

	Walsh	L	6	12
	Catholic	L	0	46
	Duquesne	L	0	33
	Niagara	W	16	14
	Scranton	L	0	49
	Saint Vincent	L	0	18

1970 (3-4-0)

COACH: ART MARTYNUSKA

	Saint Bonaventure	W	12	6
	Catholic	W	13	0
	Saint Vincent	L	8	16
	Scranton	L	0	3
	Steubenville	W	42	7
	King's	L	22	26
	Niagara	L	14	21



In 1971, Saint Francis earned a No. 1 national ranking at the club level.

1971 (7-1-0)

COACH: ART MARTYNUSKA

Sept. 25	Catholic	W	34	6
Oct. 2	Duquesne	L	13	41
Oct. 9	SAINT VINCENT	W	9	0
Oct. 16	Saint Francis (N.Y.)	W	16	7
Oct. 23	AMERICAN	W	33	8
Oct. 30	STEUBENVILLE	W	52	0
Nov. 6	King's	W	27	21
Nov. 13	NIAGARA	W	22	12

1972 (5-4-0)

COACH: ART MARTYNUSKA

Sept. 16	Allegheny C.C.	W	38	0
Sept. 23	Saint Vincent	W	21	6
Sept. 30	Scranton	W	14	7
Oct. 7	Duquesne	L	5	14
Oct. 14	Catholic	W	56	0
Oct. 21	Steubenville	W	28	0
Oct. 28	Canisius	L	0	7
Nov. 4	King's	L	0	9
Nov. 11	Niagara	L	3	27

1973 (5-4-0)

COACH: ART MARTYNUSKA

Sept. 15	STEUBENVILLE	W	20	6
Sept. 22	Saint Vincent	W	21	18
Sept. 29	Duquesne	L	3	14
Oct. 6	FAIRLEIGH DICKIN.	W	13	6
Oct. 13	WESTCHESTER (N.Y.)	L	18	26
Oct. 20	Catholic	W	9	6
Oct. 27	Canisius	W	10	3
Nov. 3	SIENA	L	19	20
Nov. 10	King's	L	14	28

1974 (7-1-0)

COACH: ART MARTYNUSKA

Sept. 22	Saint John Fisher	W	24	7
Sept. 28	SAINT VINCENT	W	20	12
Oct. 5	CATHOLIC	W	12	7
Oct. 12	Siena	W	28	13
Oct. 19	Niagara	W	17	9
Oct. 26	CANISIUS	L	3	34
Nov. 2	KING'S	W	26	7
Nov. 9	ALLEGHENY C.C.	W	21	0

1975 (3-4-1)

COACH: ART MARTYNUSKA

Sept. 20	SAINT JOHN FISHER	W	28	3
Sept. 27	Saint Vincent	W	24	0
Oct. 4	SCRANTON	W	34	12
Oct. 11	Catholic	L	7	28
Oct. 18	NIAGARA	L	3	7
Oct. 25	FAIRFIELD	L	10	14
Nov. 1	King's	T	26	26
	Westchester (N.Y.)	L	0	46

1976 (2-6-0)

COACH: ART MARTYNUSKA

Sept. 11	Mansfield	L	7	39
Sept. 18	Niagara	L	7	20
Sept. 25	DUQUESNE	W	26	16
Oct. 2	SAINT VINCENT	W	14	0
Oct. 9	CATHOLIC	L	7	10
Oct. 23	WESTCHESTER (N.Y.)	L	9	34
Nov. 6	Saint John Fisher	L	6	9
Nov. 13	Scranton	L	7	40

1977 (3-5-1)

COACH: ART MARTYNUSKA

	Mansfield	L	13	34
	NIAGARA	W	19	13
	Saint Vincent	L	14	20
	SAINT JOHN FISHER	T	7	7
	Gallaudet	W	22	8
	DISTRICT OF COLUMBIA	W	14	7
	Catholic	L	10	13
	Duquesne	L	14	21
	Scranton	L	13	19

1978 (4-5-0)

COACH: ART MARTYNUSKA

Sept. 9	Duquesne	L	7	20
Sept. 16	Niagara	L	14	20
Sept. 23	Scranton	W	33	6
Sept. 30	District of Columbia	L	8	27
Oct. 7	Fairfield	W	27	20
Oct. 21	Catholic	L	7	29
Oct. 28	Saint Vincent	W	39	6
Nov. 4	Georgetown	L	0	49
Nov. 11	Gallaudet	W	33	20

1979 (2-6-0)

COACH: ART MARTYNUSKA

Sept. 15	NIAGARA	L	6	9
Sept. 22	GEORGETOWN	L	0	19
Sept. 29	DISTRICT OF COLUMBIA	W	33	6
Oct. 6	RUTGERS-NEWARK	W	41	6
Oct. 13	FROSTBURG	L	0	42
Oct. 20	Duquesne	L	0	14
Nov. 3	GALLAUDET	W	45	6
Nov. 10	Catholic	L	12	13

1980 (2-7-0)

ACTING COACH: JERRY ROBERTS

Sept. 6	Washington & Jefferson	L	0	48
Sept. 13	DUQUESNE	L	6	23
Sept. 20	RANDOLPH-MACONL	W	6	10
Sept. 27	Georgetown	L	0	14
Oct. 4	CHICAGO	W	28	18
Oct. 11	Geneva	L	0	38
Oct. 18	CATHOLIC	L	0	14
Oct. 25	Niagara	W	7	0
Nov. 1	Frostburg State	L	17	38

1981 (3-6-1)

COACH: ART MARTYNUSKA

Sept. 5	WASH. & JEFF.	W	9	7
Sept. 12	Duquesne	L	3	42
Sept. 19	Randolph-Macon	L	0	7
Sept. 26	MERCYHURST	T	6	6
Oct. 3	NIAGARA	W	38	12
Oct. 10	GENEVA	L	7	14
Oct. 17	SUSQUEHANNA	L	0	40
Oct. 24	Catholic	W	27	7
Oct. 31	Frostburg State	L	20	68
Nov. 7	GEORGETOWN	L	7	14

1982 (0-8-1)

COACH: GEORGE KLAYKO

Sept. 11	Juniata	L	0	30
Sept. 18	Georgetown	L	16	18
Sept. 25	Mercyhurst	L	13	34
Oct. 2	Niagara	T	14	14
Oct. 9	GENEVA	L	0	31
Oct. 16	Susquehanna	L	0	48
Oct. 23	CATHOLIC	L	3	7
Oct. 30	Oberlin	L	0	26
Nov. 6	DUQUESNE	L	14	34

1983 (1-7-0)

COACH: GEORGE KLAYKO

Sept. 10 #	JUNIATA	L	0	38
Sept. 24 &	MERCYHURST	L	0	21
Oct. 1 &	SAINT JOHN'S	L	0	38
Oct. 8	Geneva	L	0	38
Oct. 15	Catholic	L	6	34
Oct. 22	NIAGARA	W	13	12
Oct. 29	OBERLIN	L	13	14
Nov. 5	Duquesne	L	6	49

Mansion Park, Altoona, Pa.

& Penn Cambria H.S. Field, Cresson, Pa.

1984 (1-7-0)

COACH: HUGH CONRAD, JR.

Sept. 8	Bluffton	L	0	17
Sept. 15	THIEL	L	6	23
Sept. 22	Mercyhurst	L	0	68
Sept. 29	Saint John Fisher	L	6	13
Oct. 13	CATHOLIC	L	7	29
Oct. 27	Geneva	L	6	38
Nov. 3	DUQUESNE	L	3	38
Nov. 10	Georgetown	W	15	13

1985 (0-9-0)

COACH: HUGH CONRAD, JR.

Sept. 14	Thiel	L	3	14
Sept. 21	GEORGETOWN	L	14	26
Sept. 28	Catholic	L	3	27
Oct. 5	SAINT PETER'S	L	13	27
Oct. 12	RANDOLPH-MACON	L	6	45
Oct. 19	Saint John Fisher	L	6	28
Oct. 26	GENEVA	L	6	44
Nov. 2	Duquesne	L	6	34
Nov. 9	GALLAUDET	L	13	17

1986 (5-4-0)

COACH: GERRY GALLAGHER

Sept. 13	ST. JOHN FISHER	L	6	22
Sept. 20	Georgetown	W	19	17
Sept. 27	CATHOLIC	W	2	0
Oct. 4	Saint Peter's	W	10	0
Oct. 11	Randolph-Macon	L	0	51
Oct. 18	Niagara	W	32	7
Oct. 25	GENEVA	L	0	27
Nov. 1	DUQUESNE	L	3	15
Nov. 8	GALLAUDET	W	12	0

1987 (3-6-0)

COACH: GERRY GALLAGHER

Sept. 12	Saint John Fisher	W	14	10
Sept. 19	GEORGETOWN	L	0	21
Sept. 26	BRIDGEWATER (Va.)	L	17	24
Oct. 3	SAINT PETER'S	W	9	0
Oct. 10	Ohio Northern	L	31	35
Oct. 17	NIAGARA	W	72	7
Oct. 24	Geneva	L	7	9
Oct. 31	Duquesne	L	7	21
Nov. 7	Catholic	L	0	45

1988 (1-8-0)

COACH: GERRY GALLAGHER

Sept. 10	DICKINSON	L	3	14
Sept. 17	Georgetown	L	7	51
Sept. 24	Bridgewater (Va.)	L	14	20
Oct. 1	Ramapo	L	9	21
Oct. 8 #	FROSTBURG ST.	L	13	25
Oct. 15	CATHOLIC	L	14	38
Oct. 22	GENEVA	L	7	27
Oct. 29	SAINT JOHN FISHER	W	32	13
Nov. 5	DUQUESNE	L	0	9

Windber Stadium, Windber, Pa.

1989 (2-8; 2-3 ACFC)

COACH: FRANK PERGOLIZZI

Sept. 9	Dickinson	L	0	12
Sept. 16 *	BROOKLYN	W	42	7
Sept. 23 *	MARIST	W	12	6
Sept. 30 *	Siena	L	17	25
Oct. 7	Frostburg State	L	6	42
Oct. 14	Catholic	L	14	41
Oct. 21 *	GALLAUDET	L	26	27
Oct. 28	Saint John Fisher	L	12	22
Nov. 4	Duquesne	L	6	26
Nov. 11 #	JUNIATA	L	0	41

Windber Stadium, Windber, Pa.

1990 (4-6; 4-1 ACFC)

COACH: FRANK PERGOLIZZI

Sept. 8	Dickinson	L	7	31
Sept. 15 #	WESLEY	L	0	13
Sept. 22 *	Brooklyn	W	37	19
Sept. 29 *	Gallaudet	W	23	14
Oct. 6 *	Marist	L	13	22
Oct. 13	Frostburg State	L	7	31
Oct. 20 *	SIENA	W	14	13
Oct. 27 *	SAINT JOHN FISHER	W	6	0
Nov. 3	Thiel	L	14	21
Nov. 10	Juniata	L	9	35

Windber Stadium, Windber, Pa.

1991 (6-3; 3-0 ACFC)

COACH: FRANK PERGOLIZZI

Sept. 7	GANNON	W	16	14
Sept. 14	Dickinson	L	2	24
Sept. 21	Wesley	L	6	14
Oct. 5 *	GALLAUDET	W	34	14
Oct. 12 *	MARIST	W	16	7
Oct. 19	Saint Peter's	W	34	13
Oct. 26	DUQUESNE	W	12	0
Nov. 2 *	Saint John Fisher	W	13	7
Nov. 9	THIEL	L	7	14

1992 (8-2-1)

COACH: FRANK PERGOLIZZI

Sept. 5	Gannon	T	20	20
Sept. 12	CANISIUS	W	17	14
Sept. 19	WAGNER	W	21	18
Sept. 26	MERCYHURST	L	13	38
Oct. 3	Gallaudet	W	33	7
Oct. 10	Marist	W	42	14
Oct. 17	SAINT PETER'S	W	15	3
Oct. 24	Hartwick	W	36	0
Oct. 31	SAINT JOHN FISHER	W	18	0
Nov. 7	Duquesne	W	23	13
Nov. 21 !	Wagner	L	6	48

! ECAC Southeast Championship Game

1993 (3-7)

COACH: FRANK PERGOLIZZI

Sept. 4	GANNON	L	0	20
Sept. 11	MARIST	L	7	16
Sept. 18	Sacred Heart	W	16	14
Sept. 25	Saint Peter's	L	14	17
Oct. 2	CENTRAL CONN. ST.	W	29	27
Oct. 16	MONMOUTH	W	25	14
Oct. 23	Wagner	L	21	31
Oct. 30	Canisius	L	10	28
Nov. 6	DUQUESNE	L	34	35
Nov. 13	Mercyhurst	L	26	39

1994 (2-7-1)

COACH: FRANK PERGOLIZZI

Sept. 3	Gannon	L	0	21
Sept. 10	Duquesne	L	3	7
Sept. 17	SACRED HEART	L	13	22
Sept. 24	BETHANY	W	45	20
Oct. 1	MERCYHURST	W	27	7
Oct. 8	Monmouth	L	7	29
Oct. 22	Central Conn. State	L	21	24
Oct. 29	ROBERT MORRIS	T	14	14
Nov. 5	Marist	L	16	39
Nov. 12	WAGNER	L	13	35

1995 (0-10-0)

COACH: PETE MAYOCK

Sept. 2	GANNON	L	14	29
Sept. 9	DUQUESNE	L	14	21
Sept. 16	MARIST	L	17	20
Sept. 23	Bethany	L	12	30
Oct. 1	Mercyhurst	L	21	57
Oct. 7	Wagner	L	21	38
Oct. 14	TOWSON	L	7	34
Oct. 21	CENTRAL CONN. STATE	L	13	15
Oct. 28	MONMOUTH	L	0	35
Nov. 11	Robert Morris	L	6	21

1996 (3-7; 0-4 NEC)

COACH: PETE MAYOCK

Sept. 7	WAYNESBURG	W	27	0
Sept. 14 *	Monmouth	L	17	46
Sept. 21	Gannon	W	31	28
Oct. 5 *	WAGNER	L	6	24
Oct. 12	DUQUESNE	L	14	52
Oct. 19	MERCYHURST	L	6	13
Oct. 26	Towson	L	14	54
Nov. 2 *	Central Conn. State	L	14	28
Nov. 9 *	ROBERT MORRIS	L	15	16
Nov. 16	BETHANY	W	21	0

1997 (2-9; 0-4 NEC)

COACH: PETE MAYOCK

Sept. 6	Waynesburg	L	6	29
Sept. 13	Duquesne	L	3	51
Sept. 20	BUTLER	L	12	38
Sept. 27 *	Wagner	L	6	42
Oct. 4	Mercyhurst	L	13	45
Oct. 11 *	CENTRAL CONN. STATE	L	18	25
Oct. 18 *	MONMOUTH	L	7	27
Oct. 25	GANNON	W	41	26
Nov. 1	MARIST	L	10	26
Nov. 8 *	Robert Morris	L	7	34
Nov. 15	La Salle	W	30	7

1998 (0-10; 0-5 NEC)

COACH: KEVIN DOHERTY

Sept. 12	DUQUESNE	L	3	37
Sept. 19	Butler	L	0	13
Sept. 26 *	WAGNER	L	14	45
Oct. 3 *	SACRED HEART	L	7	10
Oct. 10 *	Central Conn. State	L	0	12
Oct. 17 *	Monmouth	L	14	33
Oct. 24	LA SALLE	L	5	27
Oct. 31	Marist	L	6	41
Nov. 7 *	ROBERT MORRIS	L	3	35
Nov. 14	Gannon	L	14	18

1999 (2-9; 1-6 NEC)

COACH: DAVE JAUMOTTE

Sept. 4	La Salle	L	7	44
Sept. 11	Saint John's	L	0	35
Sept. 18	BUTLER	L	7	21
Sept. 25 *	Wagner	L	13	45
Oct. 2 *	Sacred Heart	W	24	23
Oct. 9 *	CENTRAL CONN. STATE	L	13	35
Oct. 16 *	MONMOUTH	L	9	20
Oct. 23 *	ALBANY	L	17	55
Oct. 30	SAINT PETER'S	W	21	8
Nov. 6 *	Robert Morris	L	0	49
Nov. 13 *	Stony Brook	L	6	24

2000 (0-11; 0-8 NEC)

COACH: DAVE JAUMOTTE

Sept. 2	LA SALLE	L	0	14
Sept. 9 *	Saint John's	L	0	23
Sept. 16	Butler	L	7	41
Sept. 23 *	STONY BROOK	L	7	60
Sept. 30 *	ROBERT MORRIS	L	0	63
Oct. 7 *	Albany	L	7	52
Oct. 14 *	Monmouth	L	6	41
Oct. 21 *	WAGNER	L	6	35
Nov. 4 *	Central Conn. State	L	24	45
Nov. 11 *	SACRED HEART	L	0	20
Nov. 18 *	Saint Peter's	L	14	42



The 1992 Red Flash lost just one regular season game en route to the ECAC regular season title. Kevin Magee (14) claimed ECAC Player of the Year honors as the Flash went 8-2-1.

2001 (0-10; 0-7 NEC)

COACH: DAVE JAUMOTTE

Sept. 1	Dayton	L	0	70
Sept. 8	LA SALLE	L	37	42
Sept. 21	Saint Peter's	L	7	27
Sept. 29	Robert Morris	L	7	41
Oct. 6	* CENTRAL CONN. STATE	L	6	19
Oct. 13	* MONMOUTH	L	0	28
Oct. 20	* WAGNER	L	7	38
Oct. 27	* ALBANY	L	14	24
Nov. 10	* Sacred Heart	L	0	58
Nov. 17	* Stony Brook	L	0	38

2002 (2-8; 1-6 NEC)

COACH: DAVE OFFAR

Sept. 7	DAYTON	L	0	39
Sept. 14	SAINT PETER'S	L	19	24
Sept. 28	* SACRED HEART	L	0	28
Oct. 5	* STONY BROOK	L	14	24
Oct. 12	* Central Conn. State	L	10	28
Oct. 19	* WAGNER	L	0	7
Oct. 26	* Albany	L	21	49
Nov. 2	La Salle	W	23	16
Nov. 9	* Monmouth	L	0	7
Nov. 16	* ROBERT MORRIS	W	14	7

2003 (1-9; 0-7 NEC)

COACH: DAVE OFFAR

Sept. 6	GANNON	L	20	52
Sept. 13	* Sacred Heart	L	12	37
Sept. 20	Valparaiso	L	6	38
Sept. 27	* Robert Morris	L	6	36
Oct. 4	La Salle	W	33	27
Oct. 11	* ALBANY	L	21	44
Oct. 18	* Stony Brook	L	14	49
Oct. 25	* CENTRAL CONN. ST.	L	28	35
Nov. 8	* Wagner	L	7	21
Nov. 15	* MONMOUTH	L	21	28

2004 (3-8; 1-6 NEC)

COACH: DAVE OFFAR

Sept.	Georgetown	L	7	36
Sept. 11	* SACRED HEART	W	35	28
Sept. 18	VALPARAISO	W	17	13
Sept. 25	* ROBERT MORRIS	L	10	28
Oct. 2	LA SALLE	W	45	42
Oct. 9	* Albany	L	0	38
Oct. 16	* STONY BROOK	L	21	29
Oct. 23	* Central Conn. State	L	17	35
Oct. 30	Morehead State	L	2	7
Nov. 6	* WAGNER	L	14	17
Nov. 13	* Monmouth	L	39	49

2005 (3-8; 3-4 NEC)

COACH: DAVE OFFAR

Sept. 3	* MOREHEAD STATE	L	25	26
Sept. 10	Saint Peter's	L	22	25
Sept. 24	La Salle	L	27	29
Oct. 1	* Robert Morris	W	35	28
Oct. 8	* CENTRAL CONN. ST.	W	31	28
Oct. 15	* Stony Brook	L	29	47
Oct. 22	* ALBANY	L	16	25
Oct. 29	* Sacred Heart	L	45	53
Nov. 5	* MONMOUTH	W	19	15
Nov. 12	* Wagner	L	21	23
Nov. 19	DUQUESNE	L	17	44

Mansion Park, Altoona, Pa.
& Trojan Field, Johnstown, Pa.

2006 (3-8; 2-5 NEC)

COACH: DAVE OFFAR

Sept. 2	SAINT PETER'S	W	38	3
Sept. 9	Delaware State	L	28	63
Sept. 16	Duquesne	L	10	41
Sept. 23	LA SALLE	L	21	24
Sept. 30	* ROBERT MORRIS	L	13	45
Oct. 7	* Central Conn. State	L	21	62
Oct. 14	* STONY BROOK	L	20	30
Oct. 21	* Albany	L	0	48
Oct. 28	* SACRED HEART	W	21	14
Nov. 4	* Monmouth	L	20	54
Nov. 11	* WAGNER	W	35	14

2007 (3-7; 3-4 NEC)

COACH: DAVE OFFAR

Sept. 8	MOREHEAD STATE	L	14	21
Sept. 15	* Robert Morris	L	14	28
Sept. 29	Liberty	L	10	68
Oct. 6	* CENTRAL CONN. ST.	L	7	43
Oct. 13	DUQUESNE	L	17	24
Oct. 20	* ALBANY	L	21	58
Oct. 27	* Sacred Heart	W	35	30
Nov. 3	* MONMOUTH	L	17	47
Nov. 10	* Wagner	W	23	20
Nov. 17	La Salle	W	51	10

2008 (0-11; 0-7 NEC)

COACH: DAVE OFFAR

Sept. 6	VMI	L	0	49
Sept. 13	MARIST	L	22	30
Sept. 20	* Duquesne	L	7	21
Sept. 27	Morehead State	L	21	36
Oct. 4	* Monmouth	L	15	42
Oct. 11	* SACRED HEART	L	24	41
Oct. 18	* WAGNER	L	13	17
Oct. 25	* Albany	L	3	27
Nov. 8	* Central Conn. State	L	0	36
Nov. 15	* ROBERT MORRIS	L	20	35
Nov. 22	* BRYANT	L	0	22

2009 (2-9; 1-8 NEC)

COACH: DAVE OFFAR

Sept. 5	New Hampshire	L	14	24
Sept. 12	MOREHEAD STATE	W	31	0
Sept. 19	Northern Iowa	L	0	30
Sept. 26	* Wagner	L	48	56
Oct. 3	* ALBANY	L	6	27
Oct. 10	* Sacred Heart	L	7	29
Oct. 17	* Robert Morris	L	0	28
Oct. 24	* Duquesne	W	31	14
Nov. 6	* MONMOUTH	L	10	24
Nov. 14	* Bryant	L	12	35
Nov. 21	* CENTRAL CONN. ST.	L	13	14

2010 (1-10; 1-7 NEC)

COACH: CHRIS VILLARRIAL

Sept. 4	Liberty	L	7	52
Sept. 11	Morehead State	L	21	31
Sept. 18	* SACRED HEART	W	41	0
Oct. 2	* ROBERT MORRIS	L	14	35
Oct. 9	* Albany	L	0	48
Oct. 16	* WAGNER	L	14	22
Oct. 23	* Monmouth	L	7	19
Oct. 30	Cal Poly	L	33	41
Nov. 6	* BRYANT	L	10	48
Nov. 13	* Duquesne	L	17	41
Nov. 20	* Central Conn. State	L	13	23

2011 (2-9; 1-7 NEC)

COACH: CHRIS VILLARRIAL

Sept. 3	* Wagner	L	28	38
Sept. 10	North Dakota State	L	3	56
Sept. 17	MOREHEAD ST.	W	50	49
Sept. 24	* DUQUESNE	L	14	41
Oct. 1	* ALBANY	L	20	41
Oct. 8	* Robert Morris	L	14	45
Oct. 15	* Sacred Heart	L	44	60
Oct. 22	Youngstown State	L	23	49
Oct. 29	* CENTRAL CONN. ST.	W	27	13
Nov. 5	* MONMOUTH	L	45	48
Nov. 12	* Bryant	L	34	45

2012 (5-6; 4-4 NEC)

COACH: CHRIS VILLARRIAL

Sept. 1	James Madison	L	7	55
Sept. 8	* BRYANT	W	39	28
Sept. 15	Morehead State	W	57	23
Sept. 22	Towson	L	17	46
Sept. 29	* Duquesne	L	21	24
Oct. 6	* ROBERT MORRIS	W	10	3
Oct. 13	* Albany	L	13	36
Oct. 20	* WAGNER	L	24	31
Oct. 27	* Central Conn. St.	L	30	32
Nov. 10	* Monmouth	W	45	31
Nov. 17	* SACRED HEART	W	44	24

2013 (5-6; 3-3 NEC)

COACH: CHRIS VILLARRIAL

Sept. 7	Georgia Southern	L	17	59
Sept. 14	James Madison	L	20	24
Sept. 21	LINCOLN	W	38	7
Sept. 28	FORDHAM	L	20	38
Oct. 5	* Central Conn. St.	L	29	38
Oct. 12	MONMOUTH	W	28	10
Oct. 26	* SACRED HEART	W	24	10
Nov. 2	* Duquesne	L	10	21
Nov. 9	* Bryant	W	23	20
Nov. 16	* WAGNER	L	7	10
Nov. 23	* ROBERT MORRIS	W	23	3

2014 (5-6; 3-3 NEC)

COACH: CHRIS VILLARRIAL

Aug. 30	Fordham	L	23	52
Sept. 6	CLARION	W	27	13
Sept. 13	James Madison	L	22	38
Sept. 20	Youngstown State	L	23	52
Sept. 27	VA-LYNCHBURG	W	80	0
Oct. 11	Wagner	L	39	46
Oct. 18	BRYANT	L	27	42
Oct. 25	Sacred Heart	W	30	27
Nov. 1	DUQUESNE	W	26	16
Nov. 15	Robert Morris	W	40	7
Nov. 22	CENTRAL CONN. ST.	L	17	22



In 2011 running back **Kyle Harbridge** posted a school record 346 yards rushing against Morehead State in 2011. The performance helped Harbridge become the first player in

[illegible]

Loyola (Md.) (I-D)

1928 A W 7 0

Manhattan (I-D)

1929 A W 20 0

Mansfield (D-3)

1938 L 0 7

1976 A L 7 39

1977 A L 13 34

Marist (3-7)

* 1989 H W 12 6

* 1990 A L 13 22

* 1991 H W 16 7

1992 A W 42 14

1993 H L 7 16

1994 A L 16 39

1995 H L 17 20

1997 H L 10 26

1998 A L 6 41

2008 H L 22 30

Mercyhurst (I-8-I)

1981 H T 6 6

1982 A L 13 34

1983 H L 0 21

1984 A L 0 68

1992 H L 13 38

1993 A L 26 39

1994 H W 27 7

1995 A L 21 57

1996 H L 6 13

1997 A L 13 45

Millersville (3-D)

1925 W 42 0

1950 H W 20 0

1949 A W 19 7

Monmouth (4-17)

1993 H W 25 14

1994 A L 7 29

1995 H L 0 35

* 1996 A L 17 46

* 1997 H L 7 27

* 1998 A L 14 33

* 1999 H L 9 20

* 2000 A L 6 41

* 2001 H L 0 28

* 2002 A L 0 7

* 2003 H L 21 28

* 2004 A L 39 49

* 2005 H W 19 15

* 2006 A L 20 54

* 2007 H L 17 47

* 2008 A L 15 42

* 2009 H L 10 24

* 2010 A L 7 19

* 2011 H L 45 48

* 2012 A W 45 31

2013 H W 28 10

Morehead State (3-5)

2004 A L 2 7

2005 H L 25 26

2007 H L 14 21

2008 A L 21 36

2009 H W 31 0

2010 A L 21 31

2011 H W 50 49

2012 A W 57 23

Morris Harvey (2-D)

1940 W 13 7

1941 W 19 13

Mount St. Mary's (2-2-1)

1923 L 0 41

1939 T 6 6

1940 L 0 7

1948 W 14 0

1950 A W 32 6

Moxham (D-1)

1925 L 0 14

New Hampshire (D-1)

2009 A L 14 24

Niagara (9-8-1)

1938 L 0 20

1950 A L 18 26

1969 W 16 14

1970 L 14 21

1971 H W 22 12

1972 L 3 27

1974 A W 17 9

1975 H L 3 7

1976 A L 7 20

1977 H W 19 13

1978 L 14 20

1979 H L 6 9

1980 A W 7 0

1981 H W 38 12

1982 A T 14 14

1983 H W 13 12

1986 A W 32 7

1987 H W 72 7

North Dakota State (D-1)

2011 A L 3 56

Northern Iowa (D-1)

2009 A L 0 30

Notre Dame "B" (D-1)

1939 L 0 12

Oberlin (D-2)

1982 A L 0 26

1983 H L 13 14

Ohio Northern (D-1)

1987 A L 31 35

Patton (II-2)

1910 L 3 5

1910 W 22 2

1911 W 11 0

1912 L 11 19

1912 W 40 0

1912 W 12 7

1912 W 38 0

1912 W 6 0

1914 W 63 0

1917 W 18 0

1917 W 46 7

1924 W 19 6

1925 W 4 0

Potomac S.T.C. (2-D)

1938 W 7 0

1940 W 46 0

Quantico Marines (D-1)

1948 L 0 26

Raleigh A.C. (2-D)

1909 W 23 0

1910 W 5 0

Ramapo (D-1)

1988 A L 9 21

Randolph-Macon (D-4)

1980 H L 6 10

1981 A L 0 7

1985 H L 6 45

1986 A L 0 51

Rider (I-D)

1930 W 2 0

Rio Grande (I-D)

1947 W 47 0

Robert Morris (6-15-1)

1994 H T 14 14

1995 A L 6 21

* 1996 H L 15 16

* 1997 A L 7 34

* 1998 H L 3 35

* 1999 A L 0 49

* 2000 H L 0 63

* 2001 A L 7 41

* 2002 H Wot 14 7

* 2003 A L 6 36

* 2004 H L 10 28

* 2005 A W 35 28

* 2006 H L 13 45

* 2007 A L 14 28

* 2008 H L 20 35

* 2009 A L 0 28

* 2010 H L 14 35

* 2011 A L 14 45

* 2012 H W 10 3

* 2013 H W 23 3

* 2014 A W 40 7

* 2015 H W 21 0

Rutgers-Newark (I-D)

1979 H W 41 6

Sacred Heart (10-10)

1993 A W 16 14

1994 H L 13 22

* 1998 H L 7 10

* 1999 A W 24 23

* 2000 H L 0 20

* 2001 A L 0 58

* 2002 H L 0 28

* 2003 A L 12 37

* 2004 H W 35 28

* 2005 A L 45 53

* 2006 H W 21 14

* 2007 A W 35 30

* 2008 H L 24 41

* 2009 A L 7 29

* 2010 H W 41 0

* 2011 A L 45 60

* 2012 H W 44 24

* 2013 H W 24 10

* 2014 A W 30 27

* 2015 H W 23 14

Saint Anselm (I-D)

1941 A W 33 24

Saint Bonaventure (4-2)

1929 A L 6 13

1930 W 8 6

1940 W 18 13

1941 H W 20 7

1951 A L 6 65

1970 W 12 6

St. Francis (N.Y.) (I-D)

1971 A W 16 7

Saint John Fisher (7-5-1)

1974 A W 24 7

1975 H W 28 3

1976 A L 6 9

1977 H T 7 7

1984 A L 6 13

1985 A L 6 28

1986 H L 6 22

1987 A W 14 10

1988 H W 32 13

1989 A L 12 22

* 1990 H W 6 0

* 1991 A W 13 7

1992 H W 18 0

Saint John's (D-3)

& 1983 H L 0 38

* 2000 A L 0 23

1999 A L 0 35

Saint Joseph's (Pa.) (D-1)

1939 L 6 13

Saint Michael's (Vt.) (D-1)

1952 A L 6 21

Saint Mike's (Pitt.) (I-D)

1919 W 6 0

Saint Peter's (6-6)

1986 A W 10 0

1985 H L 13 27

1987 H W 9 0

1991 A W 34 13

1992 H W 15 3

1993 A L 14 17

* 1999 H W 21 8

* 2000 A L 14 42

2001 A L 7 27

2002 H L 19 24

2005 A L 22 25

2006 H W 38 3

Saint Thomas (D-D-1)

1931 A T 0 0

Saint Vincent (13-13-1)

1924 L 6 14

1926 W 41 0

1927 W 19 0

1928 A W 26 6

1929 A W 6 0

1930 L 2 6

1931 A L 0 20

1938 L 0 9

1939 L 13 46

1940 W 13 0

1941 A T 7 7

1948 L 0 26

1949 H L 0 13

1950 A L 7 19

1951 H W 26 21

1952 A L 6 26

1953 H L 7 13

1969 L 0 18

1970 L 8 16

1971 H W 9 0

1972 W 21 6

1973 A W 21 18

1974 H W 20 12

1975 A W 24 0

1976 H W 14 0

1977 A L 14 20

1978 W 39 6

Salem (I-D)

1929 A W 30 0

Scranton (5-10)

1924 W 57 0

1929 A L 12 35

1938 L 0 32

1939 L 0 33

1941 W 25 9

1951 A L 19 40

1952 H L 6 32

1953 A L 7 27

1969 L 0 49

1970 L 0 3

1972 W 14 7

1975 H W 34 12

1976 A L 7 40

1977 A L 13 19

1978 W 33 6

Seton Hall (I-D)

1930 W 6 0

Siena (2-2)

1973 H L 19 20

1974 A W 28 13

* 1989 A L 17 25

* 1990 H W 14 13

Slippery Rock (2-1)

1915 L 0 13

1930 W 12 6


1931 H W 12 0

South Fork (4-2)

1910 L 0 10

1910 W 13

YEAR	COACH	W	L	T	PCT
1892-1908	Teams fielded but records destroyed in fire				
1909	Clarence Miller	2	2	0	.500
1910	Coach Carroll	3	2	1	.600
1911	Joe Savage, T.O.R.	4	3	2	.571
1912	Joe Savage, T.O.R.	10	3	0	.769
1913	Records missing				
1914	Buck Rodgers	4	2	0	.667
1915	Oliver Vogel	2	3	0	.400
1916	No team				
1917	Joe Savage, T.O.R.	6	0	0	1.000
1918	No team				
1919	Joe Savage, T.O.R.	3	4	0	.429
1920-21	No teams				
1922	John "Speedo" Loughran	0	4	0	.000
1923	John "Speedo" Loughran	0	6	0	.000
1924	James Mahan	2	3	0	.400
1925	Emmet J. Russell	5	1	1	.833
1926	Eugene T. Stringer	4	1	0	.800
1927	Fulton Connors	6	2	0	.750
1928	William Donahue	4	2	1	.667
1929	William Donahue	4	3	1	.571
1930	Eugene T. Stringer	4	4	0	.500
1931	Eugene T. Stringer	2	5	1	.286
1932-37	No teams				
1938	James "Big Jim" Leonard	1	6	0	.143
1939	James "Big Jim" Leonard	0	7	1	.000
1940	James "Big Jim" Leonard	6	2	0	.750
1941	James "Big Jim" Leonard	6	0	1	.857
1942-46	No teams				
1947	James "Big Jim" Leonard	4	1	0	.800
1948	Larry Kirshling	5	4	0	.556
1949	I. "Vince" Davis	4	4	1	.500
1950	I. "Vince" Davis	4	4	0	.500
1951	I. "Vince" Davis	3	5	0	.375
1952	I. "Vince" Davis	0	7	0	.000
1953	I. "Vince" Davis	3	7	0	.300
1954-68	No teams				
1969	Art Martynuska	1	5	0	.167
1970	Art Martynuska	3	4	0	.429
1971	Art Martynuska	7	1	0	.875
1972	Art Martynuska	5	4	0	.556
1973	Art Martynuska	5	4	0	.556
1974	Art Martynuska	7	1	0	.875
1975	Art Martynuska	3	4	1	.429
1976	Art Martynuska	2	6	0	.250
1977	Art Martynuska	3	5	1	.375
1978	Art Martynuska	4	5	0	.444
1979	Art Martynuska	2	6	0	.260
1980	Jerry Roberts (Acting)	2	7	0	.222
1981	Art Martynuska	3	6	1	.333
1982	George Klayko	0	8	1	.000
1983	George Klayko	1	7	0	.125
1984	Hugh Conrad, Jr.	1	7	0	.125
1985	Hugh Conrad, Jr.	0	9	0	.000
1986	Gerry Gallagher	5	4	0	.555
1987	Gerry Gallagher	3	6	0	.333
1988	Gerry Gallagher	1	8	0	.111
1989	Frank Pergolizzi	2	8	0	.200
1990	Frank Pergolizzi	4	6	0	.400
1991	Frank Pergolizzi	6	3	0	.667
1992	Frank Pergolizzi	8	2	1	.800
1993	Frank Pergolizzi	3	7	0	.300
1994	Frank Pergolizzi	2	7	1	.222
1995	Pete Mayock	0	10	0	.000
1996	Pete Mayock	3	7	0	.300
1997	Pete Mayock	2	9	0	.182
1998	Kevin Doherty	0	10	0	.000
1999	Dave Jaumotte	2	9	0	.182
2000	Dave Jaumotte	0	11	0	.000
2001	Dave Jaumotte	0	10	0	.000
2002	Dave Opfar	2	8	0	.200
2003	Dave Opfar	1	9	0	.100
2004	Dave Opfar	3	8	0	.273
2005	Dave Opfar	3	8	0	.273
2006	Dave Opfar	3	8	0	.273
2007	Dave Opfar	3	7	0	.300
2008	Dave Opfar	0	11	0	.000
2009	Dave Opfar	2	9	0	.182
2010	Chris Villarrial	1	10	0	.091
2011	Chris Villarrial	2	9	0	.182
2012	Chris Villarrial	5	6	0	.455
2013	Chris Villarrial	5	6	0	.455
2014	Chris Villarrial	5	6	0	.455
2015	Chris Villarrial	7	4	0	.636
Total	93 seasons	233	412	16	.352



Frank Pergolizzi won 25 games as the head coach at Saint Francis from 1989-94. His 1992 squad went 8-2-1 en route to the program's first-ever postseason berth.

BY WINS

1.	45	Art Martynuska	1969-79, 1981
2.	25	Frank Pergolizzi	1989-94
3.	24	Chris Villarrial	2010-Pres.
4.	23	Joe Savage, T.O.R.	1911-12, 1917, 1919
5.	17	James "Big Jim" Leonard	1938-41, 1947
	17	Dave Opfar	2002-09
7.	14	I.V. "Vince" Davis	1949-52
8.	10	Eugene T. Stringer	1926, 1930-31
9.	9	Gerry Gallagher	1986-88
10.	8	William Donahue	1928-29
11.	6	Fulton Connors	1927
12.	5	Emmet J. Russell	1925
	5	Larry Kirshling	1948
	5	Pete Mayock	1995-97
15.	4	Buck Rodgers	1914
16.	3	Coach Carroll	1910
17.	2	Dave Jaumotte	1999-01
	2	Clarence Miller	1909
	2	Oliver Vogel	1915
	2	James Mahan	1924
	2	Jerry Roberts (Acting)	1980
22.	1	George Klayko	1982-83
	1	Hugh Conrad, Jr.	1984-85
24.	0	John "Speedo" Loughran	1922-23
	0	Kevin Doherty	1998

BY PERCENTAGE

1.	.786 (5-1-1)	Emmet J. Russell	1925
2.	.750 (6-2)	Fulton Connors	1927
3.	.686 (23-10-2)	Joe Savage, T.O.R.	1911-12, 1917, 1919
4.	.667 (4-2)	Buck Rodgers	1914
5.	.600 (8-5-2)	William Donahue	1928-29
6.	.583 (3-2-1)	Coach Carroll	1910
7.	.556 (5-4)	Larry Kirshling	1948
8.	.500 (2-2)	Clarence Miller	1909
	.500 (17-17-1)	James Leonard	1938-41, 1947
	.500 (10-10-1)	Eugene T. Stringer	1926, 1930-31
11.	.470 (45-51-3)	Art Martynuska	1969-79, 1981
12.	.433 (25-33-2)	Frank Pergolizzi	1989-94
13.	.400 (2-3)	Oliver Vogel	1915
13.	.400 (2-3)	James Mahan	1924
15.	.369 (24-41)	Chris Villarrial	2010-Pres.
16.	.345 (14-27-1)	I. "Vince" Davis	1949-53
17.	.333 (9-18)	Gerry Gallagher	1986-88
18.	.222 (2-7)	Jerry Roberts (Acting)	1980
19.	.203 (15-59)	Dave Opfar	2002-09
20.	.161 (5-26)	Pete Mayock	1995-97
21.	.063 (2-30)	Dave Jaumotte	1999-01
22.	.062 (1-15-1)	George Klayko	1982-83
23.	.059 (1-16)	Hugh Conrad, Jr.	1984-85
24.	.000 (0-10)	John "Speedo" Loughran	1922-23
	.000 (0-10)	Kevin Doherty	1998



1996

Team	NEC	Pct.Overall	Pct	Home	Away
1. Robert Morris	3-1	.750	9-2 .818	5-0	4-2
Monmouth	3-1	.750	8-3 .700	4-2	3-1
3. CCSU	2-2	.500	3-7 .300	3-2	0-5
Wagner	2-2	.500	5-5 .500	3-2	3-2
5. Saint Francis	0-4	.000	3-7 .300	2-4	1-3

1997

Team	NEC	Pct.Overall	Pct	Home	Away
1. Robert Morris	4-0	1.000	8-3 .727	3-2	5-1
2. Monmouth	3-1	.750	5-4 .556	2-2	3-2
3. Wagner	2-2	.500	6-4 .600	5-0	1-4
4. CCSU	1-3	.250	5-5 .500	3-2	2-3
5. Saint Francis	0-4	.000	2-9 .182	1-4	1-5

1998

Team	NEC	Pct.Overall	Pct	Home	Away
1. Robert Morris	4-1	.800	4-6 .400	2-3	2-3
Monmouth	4-1	.800	5-5 .500	2-3	3-2
3. Wagner	3-2	.600	7-3 .700	2-3	5-0
Central Conn St.	3-2	.600	4-6 .400	2-2	2-4
5. Sacred Heart	1-4	.200	2-8 .200	1-4	1-4
6. Saint Francis	0-5	.000	0-10 .000	0-5	0-5

1999

Team	NEC	Pct.Overall	Pct	Home	Away
1. Robert Morris	7-0	1.000	8-2 .800	5-0	3-2
2. Albany	6-1	.857	7-2 .778	2-2	5-0
3. Wagner	5-2	.714	5-5 .500	3-1	2-4
4. Stony Brook	4-3	.571	5-5 .500	4-1	1-4
5. CCSU	3-4	.429	4-6 .400	3-2	1-4
6. Monmouth	2-5	.286	2-8 .200	0-4	2-4
7. Saint Francis	1-6	.143	2-9 .182	1-4	1-5
8. Sacred Heart	0-7	.000	2-9 .182	2-3	0-6

2000

Team	NEC	Pct.Overall	Pct	Home	Away
1. Robert Morris	8-0	1.000	10-0 1.000	5-0	5-0
2. Sacred Heart	7-1	.875	10-1 .909	6-1	4-0
3. Wagner	6-2	.750	6-5 .545	3-3	3-2
4. Albany	5-3	.625	5-6 .455	3-1	2-5
5. Monmouth	4-4	.500	5-6 .455	3-2	2-4
6. CCSU	3-5	.375	4-6 .400	4-1	0-5
7. St. John's	2-6	.250	5-6 .455	2-3	3-3
8. Stony Brook	1-7	.215	2-8 .200	1-4	1-4
9. Saint Francis	0-8	.000	0-11 .000	0-5	0-6

2001

Team	NEC	Pct.Overall	Pct	Home	Away
1. Sacred Heart	8-0	1.000	11-0 1.000	4-0	7-0
2. Robert Morris	6-1	.857	6-3 .667	3-2	3-1
3. Albany	5-2	.714	7-3 .700	3-2	4-1
Monmouth	5-2	.714	7-3 .700	3-2	4-1
5. Stony Brook	3-5	.375	3-6 .333	3-2	0-4
Wagner	3-5	.375	3-6 .333	2-2	1-4
7. CCSU	2-5	.286	2-7 .222	0-3	2-4
8. St. John's	1-6	.143	1-9 .100	1-5	0-4
9. Saint Francis	0-7	.000	0-10 .000	0-4	0-6

2002

Team	NEC	Pct.Overall	Pct	Home	Away
1. Albany	6-1	.857	8-4 .667	6-0	2-4
2. Stony Brook	5-2	.714	8-2 .800	5-0	3-2
Sacred Heart	5-2	.714	7-3 .700	5-1	2-2
4. Wagner	4-3	.571	7-4 .636	4-0	3-4
5. CCSU	3-4	.429	5-6 .455	4-1	1-5
6. Robert Morris	2-5	.286	3-7 .300	3-1	0-6
Monmouth	2-5	.286	2-8 .200	2-3	0-5
8. Saint Francis	1-6	.143	2-8 .200	1-5	1-3

2003

Team	NEC	Pct.Overall	Pct	Home	Away
1. Monmouth	6-1	.857	10-2 .833	5-0	5-2
Albany	6-1	.857	7-4 .636	4-1	3-3
3. Robert Morris	4-3	.571	6-4 .600	3-1	3-3
Stony Brook	4-3	.571	6-4 .600	3-1	3-3
5. Sacred Heart	3-4	.429	6-5 .545	2-2	4-3
Wagner	3-4	.429	6-5 .545	4-2	2-3
7. CCSU	2-5	.286	3-8 .273	1-3	2-5
8. Saint Francis	0-7	.000	1-9 .000	0-4	1-5

2004

Team	NEC	Pct.Overall	Pct	Home	Away
1. Monmouth	6-1	.857	10-1 .909	5-1	5-0
CCSU	6-1	.857	8-2 .800	5-0	3-2
3. Albany	4-3	.571	4-7 .364	2-3	2-4
4. Sacred Heart	3-4	.429	6-4 .600	4-1	2-3
Robert Morris	3-4	.429	6-5 .545	4-3	2-2
Wagner	3-4	.429	6-5 .545	3-1	3-4
7. Stony Brook	2-5	.286	3-7 .300	1-4	2-3
8. Saint Francis	1-6	.143	3-8 .273	3-3	0-5

2005

Team	NEC	Pct.Overall	Pct	Home	Away
1. CCSU	5-2	.714	7-4 .636	4-1	3-3
Stony Brook	5-2	.714	6-5 .545	4-2	2-3
3. Monmouth	4-3	.571	6-4 .600	3-1	3-3
Albany	4-3	.571	5-6 .455	2-2	3-4
5. Wagner	3-4	.429	6-5 .545	3-3	3-2
Sacred Heart	3-4	.429	4-6 .400	2-3	2-3
Saint Francis	3-4	.429	3-8 .273	2-3	1-5
8. Robert Morris	1-6	.143	2-8 .200	2-3	0-5

2006

Team	NEC	Pct.Overall	Pct	Home	Away
1. Monmouth	6-1	.857	10-2 .833	5-2	5-0
2. Albany	5-2	.714	7-4 .636	3-2	4-2
Robert Morris	5-2	.714	7-4 .636	2-3	5-1
Stony Brook	5-2	.714	5-6 .455	2-2	3-4
5. CCSU	4-3	.571	8-3 .727	4-0	4-3
6. Saint Francis	2-5	.286	3-8 .273	3-3	0-5
7. Sacred Heart	1-6	.143	2-9 .182	2-4	0-5
8. Wagner	0-7	.000	4-7 .364	2-3	2-4

2007

Team	NEC	Pct.Overall	Pct	Home	Away
1. Albany	6-0	1.000	8-4 .667	3-1	5-3
2. CCSU	4-2	.667	6-5 .545	4-2	2-3
3. Wagner	3-3	.500	7-4 .636	3-3	4-1
Monmouth	3-3	.500	4-6 .400	1-3	3-3
Robert Morris	3-3	.500	4-6 .400	2-3	2-3
6. Saint Francis	2-4	.333	3-7 .300	0-5	3-2
7. Sacred Heart	0-6	.000	3-8 .273	2-3	1-5

2008

Team	NEC	Pct.Overall	Pct	Home	Away
1. Albany	7-0	1.000	9-3 .750	5-0	4-3
2. Monmouth	6-1	.857	7-4 .636	3-2	4-2
3. Sacred Heart	4-3	.571	8-3 .727	4-2	4-1
CCSU	4-3	.571	7-4 .636	5-0	2-4
Robert Morris	4-3	.571	5-6 .455	3-3	2-3
6. Duquesne	2-5	.286	3-7 .300	2-3	1-4
7. Wagner	1-6	.143	3-8 .273	1-4	2-4
8. Saint Francis	0-7	.000	0-11 .000	0-5	0-6

2009

Team	NEC	Pct.Overall	Pct	Home	Away
1. CCSU	7-1	.875	9-3 .750	4-0	5-3
2. Albany	6-2	.750	7-4 .636	4-1	3-3
3. Wagner	5-3	.625	6-5 .545	3-2	3-3
Robert Morris	5-3	.625	5-6 .455	3-2	2-4
5. Bryant	4-4	.500	5-6 .455	3-2	2-4
Monmouth	4-4	.500	5-6 .455	2-3	3-3
7. Duquesne	2-6	.250	3-8 .273	2-3	1-5
Sacred Heart	2-6	.250	2-8 .200	2-3	0-5
9. Saint Francis	1-7	.125	2-9 .182	2-3	0-6

2010

Team	NEC	Pct.Overall	Pct	Home	Away
1. CCSU	7-1	.875	8-3 .727	5-0	3-3
Robert Morris	7-1	.875	8-3 .727	5-0	3-3
3. Duquesne	5-3	.625	7-4 .636	5-1	2-3
4. Bryant	4-4	.500	7-4 .636	6-1	1-3
Albany	4-4	.500	6-5 .545	3-1	3-4
6. Wagner	3-5	.375	5-6 .455	3-2	2-4
Monmouth	3-5	.375	3-8 .273	2-4	1-4
8. Sacred Heart	2-6	.250	4-7 .364	2-3	2-4
9. Saint Francis	1-7	.125	1-10 .091	1-3	0-7

2011

Team	NEC	Pct.Overall	Pct	Home	Away
1. Duquesne	7-1	.875	9-2 .818	5-0	4-2
Albany *	7-1	.875	8-4 .667	3-2	5-2
3. Bryant	5-3	.625	7-4 .636	4-2	3-2
4. Monmouth	4-4	.500	5-6 .455	0-6	5-0
Wagner	4-4	.500	4-7 .364	2-3	2-4
6. Sacred Heart	3-5	.375	5-6 .455	2-4	3-2
CCSU	3-5	.375	4-7 .364	2-3	2-4
8. Robert Morris	2-6	.250	2-9 .182	1-4	1-5
9. Saint Francis	1-7	.125	2-9 .182	2-3	0-6

2012

Team	NEC	Pct.Overall	Pct	Home	Away
1. Albany	7-1	.875	9-2 .818	4-1	5-1
Wagner *	7-1	.875	9-4 .692	5-1	4-3
3. Monmouth	4-3	.571	5-5 .500	2-2	3-3
4. Saint Francis	4-4	.500	5-6 .455	3-1	2-5
Bryant	4-4	.500	4-7 .364	2-4	2-3
6. Duquesne	3-5	.375	5-6 .455	3-2	2-4
Robert Morris	3-5	.375	4-7 .364	3-2	1-5
8. CCSU	2-5	.286	2-8 .200	2-3	0-5
9. Sacred Heart	1-7	.125	2-9 .182	1-3	1-6

2013

Team	NEC	Pct.Overall	Pct	Home	Away
1. Sacred Heart *	4-2	.667	10-3 .769	5-1	5-2
Duquesne	4-2	.667	7-4 .636	5-0	2-4
3. Robert Morris	3-3	.500	5-6 .455	2-3	3-3
Saint Francis	3-3	.500	5-6 .455	4-2	1-4
Bryant	3-3	.500	5-7 .417	3-4	2-3
6. CCSU	2-4	.333	4-8 .333	2-3	2-5
Wagner	2-4	.333	3-8 .273	1-5	2-3

2014

Team	NEC	Pct.Overall	Pct	Home	Away
1. Sacred Heart *	5-1	.833	9-3 .750	5-2	4-1
Wagner	5-1	.833	7-4 .636	3-1	4-3
3. Bryant	4-2	.667	8-3 .727	5-1	3-2
4. Saint Francis	3-3	.500	5-6 .455	3-2	2-4
5. Duquesne	2-4	.333	6-6 .500	5-2	1-4
6. CCSU	1-5	.167	3-9 .250	1-5	2-4
Robert Morris	1-5	.167	1-10 .091	1-4	0-6

2015

Team	NEC	Pct.Overall	Pct	Home	Away
1. Duquesne	5-1	.833	8-3 .727	5-0	3-3
2. Saint Francis	4-2	.667	7-4 .636	4-0	2-4
3. Sacred Heart	3-3	.500	6-5 .545	3-2	3-3
Bryant	3-3	.500	5-6 .455	3-1	2-5
CCSU	3-3	.500	4-7 .364	3-3	1-4
6. Robert Morris	2-4	.333	4-7 .364	3-3	1-4
7. Wagner	1-5	.167	1-10 .091	1-4	0-6

NCAA Statistical Champion

2005 Michael Caputo
2015 Khairi Dickson

Receptions Per Game
Rushing Yards per Game

CFPA Elite All-Purpose Award

2013 Kyle Harbridge

CFPA Placekicker Award

2015 Lance Geesey

ECAC FCS All-Star

2014 Khairi Dickson
2015 Khairi Dickson
2015 Lance Geesey
2015 Lorenzo Jerome
2015 Terell Smith

ECAC Player of the Year

1992 Kevin Magee

ECAC Rookie of the Year

2007 Scott Lewis

FCS Senior Scout Bowl

2011 Ryan Zarnich
2012 Josh Thiel
2013 Joe Laukaitis

USA Freedom Bowl

2012 Josh Thiel

First Team All-American

2007 Scott Lewis
2015 Lance Geesey
2015 Lance Geesey

Sports Network
Athletic Directors Association
AFCA FCS Coaches

Second Team All-American

2011 Kyle Harbridge
2012 Josh Thiel
2013 Kyle Harbridge
2015 Lorenzo Jerome

Beyond Sports
Beyond Sports
Sports Network
STATS FCS

Third Team All-American

2014 Khairi Dickson

Sports Network

Honorable Mention All-American

2007 Scott Lewis

TSN

Preseason All-America

2009 Cody Kekipi
2009 Scott Lewis
2009 Scott Lewis
2009 Scott Lewis
2009 Matthew Parker
2010 Scott Lewis
2010 Scott Lewis
2010 Matthew Parker
2012 Anthony Bowman
2012 Kyle Harbridge
2014 Lorenzo Jerome
2014 Thurston Kino
2014 Bishop Neal
2015 Anthony Abeid
2015 Khairi Dickson
2015 Khairi Dickson
2015 Khairi Dickson
2015 Khairi Dickson
2015 Zack Drayer
2015 Lance Geesey
2015 Lorenzo Jerome
2015 Jimmy Marks
2016 Lorenzo Jerome
2016 Lance Geesey
2016 Lorenzo Jerome
2016 Lance Geesey
2016 Lorenzo Jerome
2016 Lance Geesey
2016 Lorenzo Jerome
2016 Lance Geesey
2016 Lorenzo Jerome

Consensus Draft Services (HM)
Sports Network
Consensus Draft Services (HM)
Sporting News (HM)
Consensus Draft Services (HM)
FCS Senior Scout Bowl
Consensus Draft Services
Consensus Draft Services
Beyond Sports
Beyond Sports
USA Football
USA Football
USA Football
USA Football
College Sports Madness
HERO Sports
STATS FCS
USA Football
USA Football (Punter)
USA Football
USA Football (DB, PR)
USA Football
Athlon Sports
College Sports Madness
College Sports Madness
Football Gameplan
Football Gameplan
HERO Sports
NFL Draft Bible
STATS FCS (2nd Team)
STATS FCS (2nd Team)

Award Watch Lists

2010 Scott Lewis
2011 Kyle Harbridge
2012 Anthony Bowman
2012 Khairi Dickson
2012 Kyle Harbridge
2012 Kyle Harbridge
2012 Josh Thiel
2012 Josh Thiel
2013 Jake DeMedal
2013 Dane Domonkos
2013 Kyle Harbridge
2013 Bishop Neal
2014 Anthony Abeid
2014 Khairi Dickson
2014 Khairi Dickson
2014 Lance Geesey
2014 Lorenzo Jerome
2014 DaQuan Minter
2014 Bishop Neal
2015 Delondo Boyd
2015 Khairi Dickson
2015 Khairi Dickson
2015 Lance Geesey
2015 Lorenzo Jerome

Walter V. Campbell Semifinalist
CFPA Kick Returner
CFPA Linebacker
CFPA Freshman
CFPA Running Back
CFPA All-Purpose/Kick Returner
CFPA Place Kicker
Fred Mitchell Outstanding Place-Kicker
CFPA Defensive Back
CFPA Kick Returner
CFPA Running Back
CFPA Linebacker
CFPA Punt Returner
CFPA National Performer
Walter Payton Award
CFPA Placekicker
CFPA Defensive Back
CFPA Defensive Back
CFPA Linebacker
CFPA Defensive Back
STATS Offensive Player of the Year
CFPA National Performer
CFPA Kicker
CFPA Kick Returner

CoSIDA All-Americans

1991..... Frank Blair
1993..... Todd Eckenroad
1994..... Kevin Keenan
1995..... Richard Roth
1998..... Matt Farabaugh
2005..... Luke Palko
2013..... Kyle Harbridge

CoSIDA/ESPN Academic All-District

2008..... Jared Colmer
2010..... Christopher Buzas
2011..... John Kelly
2011..... Jeff Wasilewski
2013..... Jake DeMedal
2013..... Dane Domonkos
2013..... Kyle Harbridge
2013..... Brody Maughan-Evanson
2014..... Brody Maughan-Evanson
2015..... Lance Geesey
2015..... Luke Weiss

National Football Foundation
Scholar Athlete

2012..... Luke McConnell
2013..... Jeff Wasilewski

National Football Foundation
Honor Society

2015..... Matt Camilletti
2015..... Anthony Damiano



Kyle Harbridge was a Second Team All-American in 2011 and 2013



Scott Lewis was a First Team All-America selection in 2007 by the Sports Network

All-NEC First Team

1998	Matt Farabaugh, LB
2002	Brad Larson, OL
2002	Daunte Neal, DB
2003	Brad Larson, OL
2004	Marcus Haines, DB
2005	Michael Caputo, WR
2005	Anthony Doria, QB
2005	Todd Harris, RB
2006	Michael Caputo, WR
2006	Todd Harris, RB
2007	Scott Lewis, LB
2008	Cody Kekipi, OL
2008	Scott Lewis, LB
2009	Russel Fisher, DL
2009	Cody Kekipi, OL
2010	Scott Lewis, LB
2012	Jake DeMedal, DB
2012	Josh Thiel, K
2013	Jake DeMedal, DB
2013	Kyle Harbridge, RB
2013	Thurston Kino, OL
2013	Lorenzo Jerome, DB
2014	Khairi Dickson, RB
2014	Zack Drayer, P
2014	Lance Geesey, K
2014	Colin Gdula, OL
2014	Lorenzo Jerome, DB
2014	Bishop Neal, LB
2015	Khairi Dickson, RB
2015	Lance Geesey, K
2015	Lorenzo Jerome, DB
2015	Lorenzo Jerome, RS
2015	Jimmy Marks, OL
2015	DaQuan Minter, DB
2015	Terrell Smith, WR

All-NEC Second Team

1999	Jeremy Nunamaker, WR
1999	Aaron Reachard, DL
2000	Daunte Neal, DB
2002	Michael Hall, RB
2004	Ricky Taylor, RB
2005	Ivin Hicks, DB
2005	Bill Holter, OL
2005	Luke Palko, WR
2005	Adam Sciuilli, K
2006	Derek Upersea, OL
2007	Antoine Rivera, WR
2008	Bobby Fuller, P
2008	Matthew Parker, WR
2008	Omar Winston, WR
2009	Scott Lewis, LB
2009	Matthew Parker, LB
2009	Antoine Rivera, WR
2010	Matthew Parker, LB
2011	Anthony Bowman, LB
2011	Kyle Harbridge, RB
2011	Jordan Kelly, OL
2012	Terrace Bourne, DL
2012	William Houston, OL
2012	Thurston Kino, OL
2012	Grant Price, P
2013	Bishop Neal, LB
2014	Anthony Abeid, WR
2014	Terrace Bourne, DL
2014	Lorenzo Jerome, RS
2014	Jimmy Marks, OL
2015	Christian Eubanks, OL
2015	Samuel Freireich, OL
2015	Wesley Nagaseu, DL

Offensive Player of the Year

2005.....	Anthony Doria, QB
2014.....	Khairi Dickson, RB

Offensive Rookie of the Year

1997.....	Jeremy Swords, QB
1999.....	Wes Clemons, RB
2012.....	Anthony Abeid, WR
2014.....	Marcus Bagley, WR

Defensive Rookie of the Year

1996.....	Samm Taranto, LB
2007.....	Scott Lewis, LB
2013.....	Lorenzo Jerome, DB

Coach of the Year

2015.....	Chris Villarrial
-----------	------------------



Anthony Doria was the NEC Offensive Player of the Year in 2005



Jake DeMedal was a two-time First Team All-NEC Selection at SFU

FCS Records

NEC Records

Career Records

Receptions		
Michael Caputo, 2003-06	245	T-24th

Total Tackles		
Scott Lewis, 2007-10	524	3rd
Matthew Parker, 2007-10	431	18th

Assisted Tackles		
Scott Lewis, 2007-10	318	1st

Total Tackles Per Game		
Scott Lewis, 2007-10	12.19	3rd
Matthew Parker, 2007-10	10.26	11th

Solo Tackles Per Game		
Scott Lewis, 2007-10	4.79	18th

Assisted Tackles Per Game		
Scott Lewis, 2007-10	7.40	1st

Passes Defended Per Game		
DaQuan Minter, 2012-15	1.17	11th

Season Records

NCAA Statistical Champion		
Rushing Yards Per Game		
Khairi Dickson	2014	155.3

Receptions Per Game		
Michael Caputo	2005	8.36

Receiving Yards Per Game		
Michael Caputo, 2005	130.3	22nd

Single-Game Records

All-Purpose		
Kyle Harbridge, 2011(Morehead St)	457	4th

Rushing Yards		
Kyle Harbridge, 2011(Morehead St)	348	10th

Receptions		
Jeremy Nunamaker, 1999 (Sacred Heart)	18	T-13th

Receiving Yards		
Michael Caputo, 2005 (Sacred Heart)	294	T-14th

Total Tackles		
Matthew Parker, 2010(Wagner)	24	T-16th
Scott Lewis, 2008 (Wagner)	23	T-23rd

Solo Tackles		
Austin Miele, 2011(Bryant)	15	T-13th

Career Records

Total Offense		
John Kelly, 2009-12	7,271	6th

All-Purpose Yards		
Kyle Harbridge, 2009-13	6,225	4th

Passing Yards		
Anthony Doria, 2003-06	8,544	2nd
John Kelly, 2009-12	5,694	13th

Rushing Yards		
Kyle Harbridge, 2009-13	4,131	8th
Todd Harris, 2003-06	3,414	12th
Khairi Dickson, 2012-15	3,272	14th

Receptions		
Michael Caputo, 2003-06	245	1st
Luke Palko, 2003-06	225	3rd
Antoine Rivera, 2006-09	156	9th

Receiving Yards		
Michael Caputo, 2003-06	3,464	2nd
Antoine Rivera, 2006-09	2,441	6th
Luke Palko, 2003-06	2,020	14th

Tackles		
Scott Lewis, 2007-10	524	1st
Matthew Parker, 2007-10	431	4th

Tackles For Loss		
Scott Lewis, 2007-10	51.0	6th

Interceptions		
DaQuan Minter, 2012-15	13	T-7th
Lorenzo Jerome, 2013-present	12	T-9th

Field Goals		
Lance Geesey, 2013-15	45	2nd

Season Records

Total Offense		
Anthony Doria, 2005	2,865	4th

All-Purpose		
Kyle Harbridge, 2013	2,070	7th
Kyle Harbridge, 2011	1,950	8th
Khairi Dickson, 2014	1,841	13th

Passing Yards		
Anthony Doria, 2005	2,895	3rd

Rushing Yards		
Khairi Dickson, 2014	1,708	5th
Kyle Harbridge, 2013	1,619	8th

Receptions		
Michael Caputo, 2005	92	1st
Luke Palko, 2005	85	2nd
Luke Palko, 2004	82	3rd
Michael Caputo, 2006	63	T-15th

Receiving Yards		
Michael Caputo, 2005	1,433	1st
Terell Smith, 2015	920	12th
Antoine Rivera, 2007	885	16th

Tackles		
Scott Lewis, 2008	142	1st
Anthony Bowman, 2011	141	2nd
Daunte Neal, 2000	139	4th
Scott Lewis, 2010	138	5th
Scott Lewis, 2007	126	T-7th

Field Goals Made		
Lance Geesey, 2014	18	1st
Lance Geesey, 2015	16	T-2nd

Single-Game Records

Pass Completions		
Anthony Doria, 2003(Albany)	38	

Pass Attempts		
Anthony Doria, 2003(Albany)	63	

Passing Yards		
Anthony Doria, 2005 (Sacred Heart)	494	

Receptions		
Jeremy Nunamaker, 1999 (Sacred Heart)	18	

Receiving Yards		
Michael Caputo, 2005(Sacred Heart)	294	

Field Goals Made		
Lance Geesey, 2015(Central Conn St.)	5	

Longest Pass Play		
Drayer to Smith, 2015 (Sacred Heart)	98	

Longest Kickoff Return		
Lorenzo Jerome, 2015 (Towson)	99	



Receiver Michael Caputo (2003-06) led the FCS in receptions per game in 2005, averaging 8.36 catches.

Red Flash in the NFL


Name	Years in the NFL	Teams	Draft Pick
Tony Bova, E-B	5 (1942-47)	Pittsburgh Steelers Chicago/Pittsburgh Cardinals/Steelers Philadelphia/Pittsburgh Eagles/Steelers Pittsburgh Steelers	N/A
John Naioti, HB	2 (1942-45)		N/A
George Magulick, HB	1 (1944)	Chicago/Pittsburgh Cardinals/Steelers	N/A
John McCarthy, QB	1 (1944)	Chicago/Pittsburgh Cardinals/Steelers	N/A
Archie Milano, E	1 (1945)	Detroit Lions	N/A
Ed Stofko, TB/DB	1 (1945)	Chicago/Pittsburgh Cardinals/Steelers	9th Round, 85th Pick (Chi/Pit)
Joe Restic, E	1 (1952)	Philadelphia Eagles	N/A

Invited to Training Camp

Name	Year	Team
Josh Bentley, CB	2010	Ravens
Jake DeMedal, S	2014	Steelers
Kyle Harbridge, RB	2014	Patriots
Daniel Adams, WR	2016	Ravens
Khairi Dickson, RB	2016	Eagles

Coaching/Staff

Name	Team	Position
Luke Palko	Arizona Cardinals	Eastern Regional Scout



Joe Restic played for the Philadelphia Eagles in 1952



Khairi Dickson earned an invite to the Philadelphia Eagles Rookie Mini-Camp in 2016



Daniel Adams received an invitation to the Baltimore Ravens Rookie Mini-Camp in 2016

DeGol Field is the home of the Saint Francis field hockey, football, lacrosse and track & field teams. The stadium features a SportExe turf, re-surfaced in 2015, and holds 3,500 fans.

The field is located on the site of the historic Pine Bowl. The facility was re-named in honor of Bruno and Lena DeGol after an extensive renovation that ended with its re-opening in 2005. The field includes a grandstand, a press box, lights and the Father Bede Hines Track. A scoreboard was constructed in the North endzone in 2009.

A fieldhouse was constructed in 2009, featuring a weight room, which underwent a renovation in Spring 2016, locker room facilities and coaches' offices.



DeGol Field, the home of Red Flash football, reopened after a renovation in 2005



DeGol Field underwent turf renovation prior to the 2015 season



DeGol Fieldhouse is home to locker room facilities and coaches' offices.



The weight room in DeGol Fieldhouse was renovated with new flooring and equipment in 2016.

Saint Francis football can be seen from anywhere, thanks to webstream broadcasts.

All 11 Saint Francis games during the 2015 season were broadcasted, including six appearances on NEC Front Row, three on ESPN3, one on CAASports.TV and one on the SoCon Digital Network.

The Red Flash are featured on either ESPN3 or NEC Front Row for all NEC matchups and all SFU home games.

Dating back to the 2011 season, 55 straight Saint Francis games have been broadcasted via webstream.

The voices of play-by-play announcer Pat Farabaugh and color analyst Jay Roberts can be heard on NEC Front Row broadcasts of all home games.

Farabaugh, an Associate Professor of Communications and former Sports Information Director at Saint Francis, is entering his sixth season as the “Voice of Red Flash Football”

Roberts, the Director of the DiSepio Institute for Health and Wellness and Director of the Center of Excellence for Remote and Medically Underserved Areas (CERMUSA), was a running back for the Red Flash from 1971-75, when the team was part of the National Club Football Association. Roberts was a two-time All-American and rushed for 3,824 yards in his career. During his senior season, Roberts led the NCFA in rushing (154.6 ypg) and punting (41.8 yards). His play during his collegiate career earned Roberts a free-agent tryout with the Philadelphia Bell and Jacksonville Express of the now defunct World Football League.



Pat Farabaugh(left, play-by-play) and Jay Roberts (right, color analyst) broadcast SFU home games on NEC Front Row.



John Schmeelk and former NFL QB Jay Fiedler broadcasted the Red Flash's game vs. Wagner last season on ESPN3.

Why The Red Flash?

“Red Flash” has been the official nickname of Saint Francis University since 1971-72, but the phrase was coined a little over four decades before that.

In 1927, the school featured one of the top rushing attacks in the East, led by quarterback George Kunzler, halfbacks Ralph Bruno and Ed McLister and fullback Alphonse Abels. The combination of the rushing attack and the team’s classic red uniforms led the fans and the student newspaper, *The Loretto*, to begin calling the team “The Red Flashes”.

The new nickname spread, not only to the football team but to the basketball team, and within 15 years, “The Red Flashes” became “The Red Flash” through the efforts of Sports Publicist Simon “Cy” Bender.

Before the “Red Flash” moniker, the school’s teams used a variety of unofficial nicknames, including “Saints”, “Franciscans” and “Frannies”. Another nickname that became popular during the 1930s was the “Frankies”, started by *The Loretto* and the *Johnstown Tribune-Democrat*. The “Frankies” nickname gained popularity among the fans and the college, but was discontinued after the 1971-72 season, when Saint Francis College officially became the “Red Flash”.

Saint Francis College was renamed Saint Francis University in 2001.



Frankie The Friar

The official mascot of the Saint Francis University Red Flash, Frankie The Friar was originally introduced in 1983 and has been an important part of SFU athletic events and the Saint Francis community ever since. The current version of Frankie the Friar appeared during the 2009-10 athletics season.



The Saint Francis University Marching Band, directed by Dan Atwood and Brian Harris, was started in 2012 and includes over 80 members. The band performs at every Red Flash home game.



The Red Flash Cheerleading and Dance teams, led by Head Coach Tara Brumbaugh, are an important part of the atmosphere at every Saint Francis home game.

Brent Zierer, a Johnstown native, signed a letter of intent to join the Red Flash football team on April 11, 2014. Zierer, who turns 13 in September, came to the Red Flash through a joint effort by the team, the Student Athlete Advisory Committee and Team IMPACT. He has been a key member of the Red Flash since that day.

The mission of Team IMPACT is to improve the quality of life for children facing life-threatening and chronic illnesses by establishing and expanding vibrant team-based support networks.

At nine-months-old, Brent was diagnosed with Common Variable Immunodeficiency (CVID), which is a primary immunodeficiency disorder where Brent does not have an immune system and thus his body is not able to fight off infections. Brent receives Intravenous Immunoglobulin (IVIG) infusions once a month, which provides sufficient antibodies to help prevent infection. At age 10, Brent was diagnosed with Ehlers Danlos Syndrome, a connective tissue disease for which he is currently receiving physical therapy three days a week.

Brent can be found on the sidelines of DeGol Field and at numerous SFU athletics events. He plays baseball, while also enjoying basketball, football and soccer.

Multiple Saint Francis teams have paired up with Team IMPACT. The Men's Basketball team includes Jordan McClure as a member, while Thomas Lill is part of the Men's Soccer squad.



Team IMPACT's Brent Zierer signs his letter of intent to join the Red Flash football team in 2014. He is joined by Head Coach Chris Villarrial and Matt Camilletti.



Brent trying on his Red Flash uniform last season.



Top Left: Brent walks out with the captains

Top Right: Brent joins the team for the Alma Mater

Bottom Left: Brent with the team at the SFU Athletics Awards Banquet

Bottom Right: Brent and Lorenzo Jerome after a Red Flash win

The Saint Francis University football team is heavily involved in its Uplifting Athletes Chapter, helping to tackle rare diseases since 2012.

The Red Flash has served the rare disease community in honor of the younger brother of former wide receiver Jeff Wasilewski. The work of Saint Francis student-athletes benefits Childhood Apraxia research and awareness.

A non-profit organization founded in 2007, Uplifting Athletes inspires the rare disease community with hope through the power of sport. A rare disease is one that affects fewer than 200,000 Americans and typically lacks financial incentive to make and market new treatments. With a network of university chapters, run by current college football student-athletes that spans all major conferences, Uplifting Athletes has had an economic impact of more than \$400 million on the rare disease community.

The Saint Francis Chapter of Uplifting Athletes held three fundraising events this year. On October 10, 2015, the chapter held a Golf Tournament at the Immergrün Golf Club on the SFU campus.

The chapter held its inaugural 5K event on April 23, 2016 as well as its annual Lift For Life, the signature fundraising event of Uplifting Athletes.



ALL-AMERICANS



SCOTT LEWIS, 2007



KYLE HARBRIDGE, 2011/2013



JOSH THIEL, 2012



KHAIRI DICKSON, 2014



LORENZO JEROME, 2015



LANCE GEESEY, 2015

2016 SCHEDULE



AT MONTANA
SEPTEMBER 3
9 P.M.



AT TOWSON
SEPTEMBER 10
6 P.M.



AT COLUMBIA
SEPTEMBER 17
1 P.M.



AT ALBANY
SEPTEMBER 24
7 P.M.



MALONE
OCTOBER 1
1 P.M.



AT ROBERT MORRIS
OCTOBER 8
3 P.M. (ESPN3)



BRYANT
OCTOBER 15
NOON



DUQUESNE
OCTOBER 21
7 P.M. (ESPN3)



AT SACRED HEART
OCTOBER 29
NOON



CENTRAL CONN ST.
NOVEMBER 12
NOON



AT WAGNER
NOVEMBER 19
NOON