



# SAINT FRANCIS WOMEN'S BASKETBALL

- NEC-BEST 11 NEC TOURNAMENT TITLES
- 11 NCAA TOURNAMENT APPEARANCES

## 2016-17 GAME NOTES



### Schedule/Results

#### November

WBB CONTACT: DAN GRIFFIN | EMAIL: DGRIFIN@FRANCIS.EDU | (D) 814-472-3180

Wed. 2		Vs Pitt-Johnstown (ex) W, 110-79
Sun. 13		at Wisconsin W, 103-100
Tue. 15		at Marquette L, 104-91
Sat. 19		COLUMBIA L, 84-77
Tue. 22		CANISIUS W, 95-74
Mon. 28		CORNELL L, 78-72

2-3 overall	0-0 NEC
Head Coach-5th year <b>Joe Haigh</b>	37-35 NEC 54-76 Overall
2-3 last 10	L 1 Streak

**Game**  
**6**



2-4 overall	0-0 Horizon
Head Coach-4th year <b>John Barnes</b>	59-44 overall
2-4 last 10	L 1 Streak

SFU at Youngstown State (Beeghly Center) Youngstown, OH  
Saturday, December 3, 2016 | 530PM

#### December

Sat. 3		at Youngstown State
Mon. 12		at Coastal Carolina
Wed. 14		at South Florida
Fri. 16		vs Maryland Eastern Shore (at FAU)
Sat. 17		FAU or Jackson State
Tue. 20		at William and Mary
Thu. 29		at Fairleigh Dickinson*
Sat. 31		at Sacred Heart*

### Tale of the Tape

	
87.6 PPG 88.0 opp. PPG	66.5 PPG 73.0 opp. PPG
44.5 fg % 43.9 opp. fg. %	37.8 fg % 41.3 opp. fg. %
34.2 3pt fg % 23.9 opp. 3pt fg%	27.7 3pt fg % 28.4 opp. 3pt fg%
81.2 FT % 72.0 opp. FT %	74.6 FT % 70.4 opp. FT %
36.4 RPG 46.2 opp RPG	36.0 RPG 42.0 opp RPG
16.4 APG 17.4 opp APG	14.2 APG 13.8 opp APG
20.2 TO PG 21 opp TO PG	15.7 TO PG 14.8 opp TO PG
7.2 Blocks PG 1.4 opp Blocks PG	2.7 Blocks PG 3.2 opp Blocks PG




### Series Notes

Overall: 4th Meeting
Streak: SFU W 2
Last Red Flash Win: 12/17/09 (94-58)

#### January

Sat. 7		LIU BROOKLYN*
Mon. 9		St. FRANCIS BROOKLYN*
Sat. 14		at Mount St. Mary's*
Mon. 16		at Robert Morris*
Sat. 21		BRYANT*
Mon. 23		CENTRAL CONN. STATE*
Sat. 28		at Wagner*
Mon. 30		ROBERT MORRIS*

#### February

Sat. 4		at LIU Brooklyn*
Mon. 6		at St. Francis Brooklyn*
Sat. 11		MOUNT ST. MARY'S*
Mon. 13		WAGNER*
Sat. 18		at Bryant*
Mon. 20		at Central Conn. State*
Sat. 25		FAIRLEIGH DICKINSON*
Mon. 27		SACRED HEART*

\* NEC Contest

HOME GAMES IN CAPS

## PROBABLE STARTERS



#44 Hallee Adams

JR. Guard  
5.5 PPG  
4.8 RPG  
2.5 APG



#34 Ace Harrison

JR. Forward  
17 PPG  
10.3 RPG  
4.0 APG



#23 Jessica Kovatch

So. Guard  
20.2 PPG  
2.8 RPG  
1.2 APG



#5 Katie Reese

SR. Guard  
15.4 PPG  
1.8 RPG  
4.6 APG



#15 Maya Wynn

JR. Guard  
12.8 PPG  
2.8 RPG  
2.0 APG



## 2016-17 Saint Francis U Basketball Roster

### Numerical Roster

No.	Name	Yr.	Pos.	Ht.	Hometown / High School
1	Madison Johnson	So.	G	5-7	Knox, Pa. / Keystone
2	Caitlyn Kroll	Fr.	G	5-10	Bridgeport, Ohio / Bridgeport
5	Katie Reese	R-Sr.	G	5-8	Boonton Township, N.J. / Mountain Lakes (Manhattan)
11	Kayla Meador	So.	G	5-6	Burke, Va. / Paul VI
13	Sam Marino	Jr.	G	5-5	Camp Hill, Pennsylvania / East Pennsboro High School
14	Taylor Allison	Sr.	G	5-7	State College, Pa. / State College
15	Maya Wynn	Jr.	G	5-11	Reisterstown, Md. / McDonogh
20	Caitlin Carroll	Fr.	G	5-9	Middletown, New Jersey / Red Bank Catholic
22	Jillian Scott	Fr.	G/F	5-11	Summerhill, Pa. / Forest Hills
23	Jessica Kovatch	So.	G	5-9	Phillipsburg, N.J. / Phillipsburg
24	Kyasia Duling	R-Jr.	F	6-3	Zanesville, Ohio / New Albany (Duquesne)
30	Jill Falvey	So.	F	6-0	Lincroft, N.J. / Middletown South
32	Courtney Zezza	So.	F/C	6-4	Plum, Pa. / Plum
33	Cydney Smith	R-Jr.	F/C	6-3	Port Tobacco, Md. / St. Mary's Ryken
34	Ace Harrison	Gr.	F	6-2	Baltimore, MD / Digital Harbor (Maryland)
44	Halee Adams	R-Jr.	G	5-8	Hollidaysburg, Pa. / Bishop Guilfoyle (Sienna)
50	Samiah Bethel	Sr.	G	5-9	Jacksonville, Fla. / Potter's House Christian Academy

### Alphabetical Roster

44	Halee Adams	R-Jr.	G	5-8	Hollidaysburg, Pa. / Bishop Guilfoyle (Sienna)
14	Taylor Allison	Sr.	G	5-7	State College, Pa. / State College
50	Samiah Bethel	Sr.	G	5-9	Jacksonville, Fla. / Potter's House Christian Academy
20	Caitlin Carroll	Fr.	G	5-9	Middletown, New Jersey / Red Bank Catholic
24	Kyasia Duling	R-Jr.	F	6-3	Zanesville, Ohio / New Albany (Duquesne)
30	Jill Falvey	So.	F	6-0	Lincroft, N.J. / Middletown South
34	Ace Harrison	Gr.	F	6-2	Baltimore, MD / Digital Harbor (Maryland)
1	Madison Johnson	So.	G	5-7	Knox, Pa. / Keystone
23	Jessica Kovatch	So.	G	5-9	Phillipsburg, N.J. / Phillipsburg
2	Caitlyn Kroll	Fr.	G	5-10	Bridgeport, Ohio / Bridgeport
13	Sam Marino	Jr.	G	5-5	Camp Hill, Pennsylvania / East Pennsboro High School
11	Kayla Meador	So.	G	5-6	Burke, Va. / Paul VI
5	Katie Reese	R-Sr.	G	5-8	Boonton Township, N.J. / Mountain Lakes (Manhattan)
22	Jillian Scott	Fr.	G/F	5-11	Summerhill, Pa. / Forest Hills
33	Cydney Smith	R-Jr.	F/C	6-3	Port Tobacco, Md. / St. Mary's Ryken
15	Maya Wynn	Jr.	G	5-11	Reisterstown, Md. / McDonogh
32	Courtney Zezza	So.	F/C	6-4	Plum, Pa. / Plum

### Pronunciation Guide

#50 Samiah Bethel.....(sa-MY-a)

Joe Haigh (hayg)

Kyle Hejmowski (Hedge-mowski)

Rachel Halaszynski (Hal-uh-zin-ski)

**Head Coach:** Joe Haigh (Notre Dame '95)

**Assistant Coaches:** Kyle Hejmowski (Canisius '03)

Vanessa Abel (Duquesne '10)

Janicia Anderson (Wilberforce '10)

**Director of Operations:** Rachel Halaszynski (PSU- McKeesport '12)



## OPPONENT NOTES

- The Penguins were picked to finish fourth in the Horizon League after a 21-win season that saw YSU make a run into the WBI semi-finals before losing to Louisiana-Lafayette
- Sarah Cash leads the team with 13 points per game, all while coming off the bench
- The Penguins as a team are averaging 36 rebounds per game, it is a team effort as nobody has more than a 4.8 RPG average
- Cash was named first-team All-Horizon in the pre-season and Indiya Benjamin was named to the second team, Benjamin leads the team with a near 5 assist per game average
- These two teams have not met since 2010 and it is the third time in four meetings the teams have met in Youngstown

## SERIES HISTORY

SFU Leads 2-1

1. 12/1/07 @YSU 58 SFU 57
2. 12/3/09 SFU 61 @YSU 54-OT
3. 12/17/10 @SFU 94 YSU 58

## LAST TIME OUT

- The Penguins shot just 32 percent in a 70-49 loss at Northern Arizona
- Sarah Cash was the team's leading scorer with 12 points in 16 minutes off the bench
- YSU was out rebounded 51-29 in the setback and were out scored 19-4 in second-chance points
- Cornell held the Bison to just 32 percent shooting including just 1-7 from three

### 2016-17 YOUNGSTOWN STATE PENGUINS

#	NAME	POS	YR	HT	HOMETOWN / HIGH SCHOOL
2	ALISON SMOLINSKI	GUARD	SOPH	5-9	NORTH ROYALTON, OHIO / NORTH ROYALTON
3	INDIYA BENJAMIN	GUARD	JR	5-6	LIMA, OHIO / LIMA SENIOR
4	NIKKI ARBANAS	GUARD	JR	5-7	HERMITAGE, PA. / HICKORY
5	JEN ODUHO	GUARD	FR	5-11	ERIE, PA. / VILLA MARIA ACADEMY
10	MAILEE JONES	GUARD	FR	5-8	SAN ANTONIO, TEXAS / RONALD REAGAN
13	KELSEA NEWMAN	FORWARD	R-SR	5-11	PERRYSBURG, OHIO / PERRYSBURG
14	MELINDA TRIMMER	GUARD	SOPH	5-7	BELOIT, OHIO / WEST BRANCH
15	MARY DUNN	FORWARD	FR	6-3	WASHINGTON, PA. / TRINITY
22	IZZY MEESE	GUARD	FR	5-8	SUGARCREEK, OHIO / GARAWAY
23	SARAH CASH	FORWARD	JR	6-1	LORDSTOWN, OHIO / LORDSTOWN
24	NATALIE MYERS	FORWARD	FR	6-0	LOWER BURRELL, PA. / BURRELL
25	MORGAN OLSON	FORWARD	JR	6-0	NAPPANEE, IND. / NORTHWOOD
32	JENNA HIRSCH	GUARD	SR	5-7	MARLETTE, MICH. / MARLETTE
34	MORGAN BRUNNER	GUARD	FR	5-8	WHEELING, W.VA. / THE LINSLEY SCHOOL
35	KELLEY WRIGHT	GUARD	JR	5-9	ST. IGNACE, MICH. / LASALLE
44	TAMIRA FORD	FORWARD	R-SR	5-10	CLEVELAND, OHIO / PADUA FRANCISCAN
45	STEPHANIE UMEH	FORWARD	FR.	6-1	LOS ANGELES, CALIF. / NOTRE DAME ACADEMY

### ABOUT YSU

#### Previous Game Starters

3	INDIYA BENJAMIN	G
10	MAILEE JONES	G
15	MARY DUNN	F
32	JENNA HIRSCH	G
35	KELLEY WRIGHT	G

#### Last Time Out: (L, 70-49 at N.nArizona)

G High Scorer	Cash 12
F High Rebounder	Three Players 4
G Assists Leader	Hirsch 3

Head Coach John Barnes (Michigan Tech'95)  
59-44 overall 4th season

# SAINT FRANCIS

## FLASH POINTS

### SFU'S RECORD WHEN...

	ALL 16-17 NEC	
playing at HOME	1-2	N/A
playing on the ROAD	1-1	N/A
leading or tied at halftime	2-2	N/A
trailing at halftime	0-1	N/A

### the SAINT FRANCIS offense...

shoots 50% or higher	0-0	N/A
shoots less than 50%	2-3	N/A
shoots higher than opponent	2-0	N/A
shoots lower than opponent	0-3	N/A
hits 8 or more three-pointers	2-1	N/A
hits 7 or fewer three-pointers	0-2	N/A

### the OPPOSING offense...

shoots less than 50%	2-3	N/A
shoots 50% or higher	0-0	N/A

### the RED FLASH score...

60 points or fewer	0-0	N/A
61-70 points	0-0	N/A
71-80 points	0-2	N/A
81-90 points	0-0	N/A
91 or more points	2-1	N/A
more points in paint than opp.	0-0	N/A
fewer or same points in paint	2-3	N/A
more than opponent	2-0	N/A
fewer than opponent	0-3	N/A
more bench pts than opp.	1-1	N/A
fewer or same bench pts than opp.	1-2	N/A
more 2nd chance pts than opp.	1-1	N/A
fewer or same 2nd chance pts	1-2	N/A
out-REBOUNDING an opponent	1-0	N/A
same REBOUNDS as opponent	0-0	N/A
being out-REBOUNDED by an opponent	1-3	N/A

### committing...

fewer turnovers than an opponent	1-2	N/A
more turnovers than an opponent	0-1	N/A
same turnovers as opponent	1-1	N/A

### playing in games...

decided by 3 points or less	1-0	N/A
decided by 4-to-10 points	0-2	N/A
decided in OVERTIME	0-0	N/A
against RANKED opponents	0-0	N/A
following a LOSS	1-1	N/A
following a WIN	0-2	N/A

### playing in the month of...

November	2-3	N/A
December	0-0	N/A
January	0-0	N/A
February	0-0	N/A
March	0-0	N/A

### tipping off...

before 5 p.m.	1-1	N/A
at 5 p.m.	1-0	N/A
after 5 p.m.	0-2	N/A

- Saint Francis was picked third in the pre-season NEC coaches' poll earning one first place vote
- Sophomore Jessica Kovatch was named to the pre-season All-NEC team
- Kovatch was named to the Nancy Lieberman Award watch list, which goes to the best point guard in the nation
- Saint Francis returns four starters from last year's NEC semi-final team
- The Red Flash welcome five newcomers to the fold this season including two transfers, A'Lexus Harrison (Maryland) and Kyasia Duling (Duquesne). Harrison is a graduate transfer and is immediately eligible, Duling sat out the spring semester last season and will be available once fall semester is completed
- The November 18th game against Canisius was the first-ever "Education Day" where over 300 students from around the area attended. There was a "career fair" prior to the game where the students heard about various professions and completed an activity book from education day.

## LAST TIME OUT

- Saint Francis fell to Cornell 78-72
- The Flash were out scored 22-5 in the first quarter and never recovered
- SFU was held to just 19 first half points, prior to Monday, the Flash only had 6 quarters where they scored under 19 points
- The Flash out scored the Big Red in each of the final three quarters but could not overcome the first quarter deficit
- Jessica Kovatch had a game-high 25 points for the Flash including 5 threes
- Ace Harrison added 18 points, nine rebounds, six steals and three blocks
- The Flash were out rebounded 42-27 but 17-5 on the offensive end, Cornell had a 16-4 edge in second-chance points

### MEDIA INFORMATION

#### CREDENTIALS

Requests for media credentials should be made directly to Assistant Director of Athletics Communications Dan Griffin. Credentials will be available at the Will Call window at the Stokes Center.

#### GAME DAY SERVICES

Pregame notes, halftime and final statistics plus a play-by-play account of the game will be available to all members of the working media. Saint Francis head coach Joe Haigh and student-athletes will be available for interviews following a brief cooling-off period and a radio post-game interview.

#### INTERVIEWS

Interviews with head coach Joe Haigh, his staff and players can be arranged through Assistant Director of Athletics Communications Dan Griffin. Players and coaches will be available after the game either in the media room or on-court after a short cooling-off period. Players and coaches during the week are available for both in-person and telephone interviews.

#### RADIO INFORMATION

Permission to broadcast games is granted through the Saint Francis Office of Athletics Communications. Arrangements for a line should be made at least two weeks in advance of the game (when possible).

# SAINT FRANCIS

## BASKETBALL STAFF

Head Coach	Joe Haigh
Alma Mater	Notre Dame '95
Overall Career Record (Years)	52-74 (Five)
Record at SFU (Years)	Same
NEC Record (Years)	37-35 (Five)
Assistant Coaches	Kyle Hejmowski (Canisius '03)
	Vanessa Abel (Duquesne '10)
	Janicia Anderson (Wilberforce '10)

Strength & Conditioning	Chad Hutsko
Athletic Trainer	Ryan McGovern
Team Chaplain	Ms. Loretta Johnson, Fr. Joseph Lehman, T.O.R.

## PROGRAM HISTORY

First Season	1968-69
All-Time Record	538-604 (.471)
All-Time Record vs. NEC	309-219 (.585)
NEC Tournament Championships (Last)	11 (2011)
NEC Regular Season Championships (Last)	8 (2010-11)
NEC Tournament Record	44-10 (.815)
NCAA Tournament Appearances (Last)	11 (2011)

## TEAM INFORMATION

2015-16 Record	15-17
2015-16 NEC Record / Finish	11-7 / T-3rd
Letterwinners Returning / Lost	8/6
Starters Returning / Lost	4/1
Newcomers	3

## HOME GAMES

Arena	DeGol Arena at the Maurice Stokes Athletics Center
Year Opened	1971
Capacity	3,500
Press Row Phone	.814-472-3145

## ABOUT SAINT FRANCIS

Location	Loretto, Pa.
Founded	1847
Affiliation	Roman Catholic
Enrollment	2,300
Campus	600 acres
President	Rev. Malachi Van Tassell, T.O.R., Ph. D.
Nickname	Red Flash
Colors	Red (PMS 1805) & White
Mascot	Frankie The Friar
Arena	DeGol Arena (3,500)
Director of Athletics	Bob Krimmel
Deputy AD / SWA	Erika Renwick
Senior Assoc. AD/Marketing & Communications	Jim Brazill
Assoc. AD/Academic Services	John Krimmel
Asst. AD/Compliance	TBA

## MEDIA: PLEASE SPELL OUT "SAINT"

Several media outlets have incorrectly referred to Saint Francis as "SFPA" or "St. Francis (Pa.)" — please be advised that the corporate name of our institution is **Saint Francis University**. Other correct references are **Saint Francis**, **Saint Francis U** and **SFU**. After all, we are the ONLY "Saint Francis University" in the world and, possibly, the Universe.

When referring to Francis of Assisi the "St." abbreviation prescribed by the *Associated Press* is appropriate.



## NORTHEAST CONFERENCE STANDINGS (11/29)

School	NEC	Pct.	Overall	Pct	Streak
Bryant	0-0	0.000	3-2	0.600	L2
Robert Morris	0-0	0.000	3-4	0.429	L3
Sacred Heart	0-0	0.000	2-3	0.400	L1
Saint Francis U	0-0	0.000	2-3	0.400	L1
Fairleigh Dickinson	0-0	0.000	2-4	0.333	L3
Mount St. Mary's	0-0	0.000	1-4	0.200	L3
St. Francis Brooklyn	0-0	0.000	1-4	0.200	L3
Wagner	0-0	0.000	1-4	0.200	L3
Central Connecticut	0-0	0.000	1-5	0.167	L3
LIU Brooklyn	0-0	0.000	0-5	0.000	L5

## NEC AWARD WINNERS

### NEC PLAYERS OF THE WEEK

Week	Player	School	Stats
1	Katie Reese	SFU	27 points 7 assists
2	Alex Klein	Bryant	22 points 14 rebounds
3	Ace Harrison	SFU	12 points 14 rebounds

### NEC ROOKIE OF THE WEEK

Week	Player	School	Stats
1	Sydney Holloway	Bryant	9 points 8 rebounds
2	Sydney Holloway	Bryant	9.5 points 4 rebounds
3	Cebria Outlaw	CCSU	8.7 ppg, 4.0 rpg

## THIS WEEK IN THE NEC

### Saturday, December 3

Providence Vs Bryant	1 p.m.
Mount St. Mary's at Loyola (MD)	1 p.m.
Penn at Wagner	1 p.m.
St. Francis Brooklyn at Army	TBA

### Sunday, December 4

Howard at Robert Morris	1 p.m.
Central Connecticut at Syracuse	2 p.m.
Sacred Heart at Hartford	2 p.m.
Stony Brook at LIU Brooklyn	2 p.m.
Brown/URI Vs Bryant	TBA

### Monday, December 5

Fairleigh Dickinson at UMASS-Lowell	7 p.m.
-------------------------------------	--------

## NEC LEADERS

### Scoring

## Player-Team	G	FG	3FG	FT	Pts	Avg/G
1. Klein, Alex-BRY	4	30	0	23	83	20.8
2. KOVATCH, Jessica-SFPA....	4	26	9	15	76	19.0
3. REESE, Katie-SFPA.....	4	26	14	9	75	18.8
4. HARRISON, Ace-SFPA.....	4	25	1	17	68	17.0

### Rebounds

## Player-Team	G	OFF	DEF	TOT	Avg/G
1. LYDON, Andi-CCSU.....	3	11	24	35	11.7
2. PALARINO, Maria-SFBK....	2	6	15	21	10.5
3. HARRISON, Ace-SFPA.....	4	10	31	41	10.3

### Assists

1. IOZZIA, Rachel-SFBK.....	2	11	5.50
2. BROWN, Janee-RMU.....	5	24	4.80
4. Reese, Katie-SFPA.....	4	18	4.50



# SAINT FRANCIS

## JOE HAIGH

Head Coach

Fifth Season

Ninth at SFU

### NOTING HAIGH...

► Coached freshman Jessica Kovatch to one of the finest freshman seasons in the NCAA. The Phillipsburg, New Jersey native led the NCAA in freshman scoring at 20.9 points per game and set an NEC freshman scoring record with 615 points in the regular season

► Coached four new starters to an 11-win NEC campaign and an NEC-best 17th trip to the NEC semi-finals. Additionally, SFU became the first school to 300 NEC wins with a 62-54 win over Robert Morris.

► Coached Alex Hayward to a 22.3 points per game average, a mark that was tops in the NEC and fourth in the NCAA...Hayward set the Saint Francis record with 300 made three pointers in her career and was invited to the WNBA combine, the second straight season where a Red Flash has been invited to the combine.

► Led Saint Francis U to its second consecutive Northeast Conference Championship game in 2013-14. SFU has now made it to 16 conference title games in the past 21 seasons. The mark ranks second in the nation to only the University of Connecticut.

► Coached Alli Williams to one of the most impressive seasons in Northeast Conference history. The Altoona, Pa. native set an NEC record for points per game in a single season at 25.3 and is now playing professionally in Germany.

► Guided the best one-two punch in the entire Northeast Conference in 2013-14 with Alexa Hayward combining with

Williams for 42.6 points per game last season. Hayward graduated after last season and set the SFU record for career three-pointers with 300.

► Led Saint Francis U to its first-ever Non-NCAA postseason tournament appearance as SFU was invited to play in the Women's Basketball Invitational (WBI).

► Has compiled 38 wins in three seasons at the helm of the Red Flash women's basketball program. That number includes a 26-28 mark in league play.

► Was named the seventh head coach in program history by former President Rev. Gabriel Zeis, T.O.R., on April 26, 2012.

### HAIGH'S YEARLY RECORDS

Year	School	Record	Conf.	Postseason
2012-13	Saint Francis U	17-16	10-8	NEC Final
2013-14	Saint Francis U	15-17	11-7	NEC Final
2014-15	Saint Francis U	6-23	5-13	N/A
2015-16	Saint Francis U	14-17	11-7	NEC Semis



**HOMETOWN:** Puyallup, Wash.

**ALMA MATER:** Notre Dame '95

**FAMILY:** Wife: Sherri; Children (5): Anna, Teresa, Patrick, Daniel, and Mary

### BASKETBALL RÉSUMÉ

#### COACHING

##### Saint Francis University

Head Coach ..... 2012-Present  
Assistant Coach ..... 2008-12

##### Virginia Commonwealth University

Director of Basketball Operations ..... 2006-08

##### Benedictine High School

Head Coach ..... 2005-06

##### Randolph-Macon College

Assistant Coach ..... 2004-05

##### Thomas Jefferson High School

Assistant Coach ..... 2003-04

#### PLAYING

Green River Community College ..... 1991-1992

#### EDUCATION

Notre Dame . . . Bachelor's Degree in Accounting ('95)  
VCU . . . . . Master's Degree in Sport Leadership ('05)





## INDIVIDUAL SUPERLATIVES

Date	Opponent	Points	Rebounds	Assists	Steals	Blocks
Nov. 2	Pitt-Johnstown (Exh)	Reese (27)	Two players (5)	Reese (6)	Adams (5)	Zeza (4)
Nov 13	Wisconsin	Kovatch (29)	Harrison (9)	Reese (7)	Wynn (3)	Zeza (4)
Nov 15	Marquette	Kovatch (20)	Harrison (9)	Harrison (7)	Harrison (3)	Zeza (2)
Nov 19	COLUMBIA	Harrison (26)	Harrison (9)	Harrison (4)	Harrison (8)	Zeza (6)
Nov 22	CANISIUS	Wynn (23)	Harrison (14)	Two Players (4)	Harrison (4)	Two Players (3)
Nov 28	CORNELL	Kovatch (25)	Harrison (9)	Reese (5)	Harrison (6)	Zeza (3)
Dec						
Dec 3	Youngstown State					
Dec 12	Coastal Carolina					
Dec 14	South Florida					
Dec 16	UMES (AT FAU)					
Dec 17	Jackson St./FAU					
Dec 20	William and Mary					
Dec 29	Fairleigh Dickinson					
Dec 31	Sacred Heart					
Jan						
Jan 7	LIU BROOKLYN					
Jan 9	ST FRANCIS-BROOKLYN					
Jan 14	Mount Saint Mary's					
Jan 16	Robert Morris					
Jan 21	BRYANT					
Jan 23	CENTRAL CONN. STATE					
Jan 28	Wagner					
Jan 30	ROBERT MORRIS					
Feb						
Feb 4	LIU Brooklyn					
Feb 6	St. Francis-Brooklyn					
Feb 11	MOUNT SAINT MARY'S					
Feb 13	WAGNER					
Feb 18	Bryant					
Feb 20	Central Conn. State					
Feb 25	FAIRLEIGH DICKINSON					
Feb 27	SACRED HEART					

# SAINT FRANCIS

## STARTING LINEUPS

Date	Opponent	G	G	G	F	F
Nov.						
Nov 2	Pitt-Johnstown (Exh.)	Reese	Kovatch	Wynn	Harrison	Adams
Nov 13	Wisconsin	Reese	Kovatch	Wynn	Harrison	Adams
Nov 15	Marquette	Reese	Kovatch	Wynn	Harrison	Adams
Nov 19	COLUMBIA	Reese	Kovatch	Wynn	Harrison	Adams
Nov 22	CANISIUS	Reese	Kovatch	Wynn	Harrison	Adams
Nov 28	CORNELL	Reese	Kovatch	Wynn	Harrison	Zezza
Dec						
Dec 3	Youngstown State					
Dec 12	Coastal Carolina					
Dec 14	South Florida					
Dec 16	FAU Tournament					
Dec 17	FAU Tournament					
Dec 20	William and Mary					
Dec 29	Fairleigh Dickinson					
Dec 31	Sacred Heart					
Jan						
Jan 7	LIU BROOKLYN					
Jan 9	ST FRANCIS-BROOKLYN					
Jan 14	Mount Saint Mary's					
Jan 16	Robert Morris					
Jan 21	BRYANT					
Jan 23	CENTRAL CONN. STATE					
Jan 28	Wagner					
Jan 30	ROBERT MORRIS					
Feb						
Feb 4	LIU Brooklyn					
Feb 6	St. Francis-Brooklyn					
Feb 11	MOUNT SAINT MARY'S					
Feb 13	WAGNER					
Feb 18	Bryant					
Feb 20	Central Conn. State					
Feb 25	FAIRLEIGH DICKINSON					
Feb 27	SACRED HEART					



# SAINT FRANCIS



**44 Halee Adams**

Guard | R-JR | 5-8  
Holidaysburg, PA | Bishop Guilfoyle

**R-SOPHOMORE (2015-16)**- Saw action in 31 games including 29 starts for the Red Flash after missing the previous season with an injury...Fifth on the team in scoring at 7.1 points per game including a career-high 16 at Cornell...Second on the team in rebounding at 4.0 per game...Led the Red Flash in overall shooting (44 percent) and three-point shooting at 39 percent for the season.

**R-FRESHMAN (2014-15)** - Missed the entire 2014-15 season with an injury.

**FRESHMAN (2013-14)** - Transferred after one semester from Siena ... Did not see any action.

**BEFORE SFU** - Averaged 16.1 points in leading Bishop Guilfoyle to the District 6 Championship as a senior...2012-13 3A All-State First Team and Laurel Highlands Athletic Conference All-Conference selection...First player in Bishop Guilfoyle history to eclipse 1,000 career points before the end of her sophomore season... First-ever high school sophomore to be named the Altoona Mirror Player of the Year after averaging 20.7 points and was also named a First Team All-State selection...Led the Lady Marauders to the PIAA Class A State Title and was named Third Team All-State after averaging 14 points per game as a freshman...Led Bishop Guilfoyle to the State Title game as a sophomore.

**PERSONAL** - Born November 8, 1994...The daughter of Gene and Lynn Adams...Elementary Education major at Saint Francis U.

## GAME-BY-GAME STATS

THE STAT CREW SYSTEM  
SFU Individual Game-by-Game (as of Nov 29, 2016)  
All games

### #44 ADAMS, Halee

Opponent	Date	gs	min	Total		3-Pointers		Free throws		Rebounds											
				fg-fga	pct	3fg-3ga	pct	ft-fa	pct	off	def	tot	avg	pf	a	t/o	blk	stl	pts	avg	
at Wisconsin	11/13/16	*	22	1-6	.167	1-5	.200	0-0	.000	2	3	5	5.0	3	3	0	0	2	3.0	0	5.0
at Marquette	11/15/16	*	23	3-7	.429	2-5	.400	2-2	1.000	2	4	6	5.5	4	5	1	1	1	10	6.5	
COL	11/19/16	*	21	3-7	.429	1-3	.333	0-0	.000	2	2	4	5.0	5	1	0	0	1	7	6.7	
CAN	11/22/16	*	21	1-5	.200	0-4	.000	0-0	.000	1	3	4	4.8	3	1	1	0	0	2	5.5	
CORNELL	11/28/16	dnp	-	-	-	-	-	-	-	-	-	-	-	-	-	-	-	-	-	-	-
Totals		4	87	8-25	.320	4-17	.235	2-2	1.000	7	12	19	4.8	15	10	2	1	4	22	5.5	

Games played: 4  
Minutes/game: 21.8  
Points/game: 5.5  
FG Pct: 32.0  
3FG Pct: 23.5  
FT Pct: 100.0

Rebounds/game: 4.8  
Assists/game: 2.5  
Turnovers/game: 0.5  
Assist/turnover ratio: 5.0  
Steals/game: 1.0  
Blocks/game: 0.3

### CAREER STATS

Season	GP-GS	PTS-AVG	REB-AVG	A	BLK	STL
2013-14	-	-	-	-	-	-
2014-15	-	-	-	-	-	-
2015-16	31-29	221-7.1	124-4.0	38	3	29
TOTALS	31-29	221-7.1	124-4.0	38	3	29

### CAREER HIGHS

PTS	16 at Saint Francis Brooklyn (1/11/16)
REB	10 vs Wagner (1/2/16)
AST	4 vs Coastal Carolina (11/18/16)
STEALS	3 Three Times

### SEASON HIGHS

PTS	10 at Marquette (11/15/16)
REB	6 at Marquette (11/15/16)
AST	5 at Marquette (11/15/16)
STEALS	2 at Wisconsin (11/13/16)



# SAINT FRANCIS



**14 Taylor Allison**

Guard | SR | 5-7  
State College, PA | State College

**JUNIOR (2015-16)**- Saw action in 27 games for the Red Flash on the season...Scored a season-high eight points in the win over Pitt-Johnstown...Recorded 25 rebounds, 15 assists and 10 steals on the season.

**SOPHOMORE (2014-15)** - Saw action in 25 of 29 games for Saint Francis during sophomore season, including one start against Buffalo (11/18) ... Scored 25 points on the year ... Added 15 assists and seven steals during the season.

**FRESHMAN (2013-14)** - Saw action in 21 games for Saint Francis during freshman season ... Scored 17 points on the year ... Scored a career-high nine points at Fairleigh Dickinson (1/25) ... Logged a season-high 14 minutes at Bowling Green (12/29).

**BEFORE SFU** - A co-captain of the Lady Little Lions as a senior, Allison averaged 6.3 points per game while posting five double-digit scoring totals ... Scored a season-high 20 points against Cumberland Valley in January, making four three pointers ... Holds a 4.6 GPA and is a member of the National Honor Society ... Her combination of athletics and academics earned her the James Snyder Award, sponsored by the Centre Daily Times ... Left behind a legacy at State College as the "Taylor Allison Above and Beyond Award" was created ... Established to honor the senior girls' basketball player who does more than average on and off the court.

## GAME-BY-GAME STATS

THE STAT CREW SYSTEM  
SFU Individual Game-by-Game (as of Nov 29, 2016)  
All games

#14 ALLISON, Taylor

Opponent	Date	gs	min	Total		3-Pointers		Free throws		Rebounds									
				fg	pct	3fg	pct	ft	pct	off	def	tot	avg	pf	a	t/o	blk	stl	pts
at Wisconsin	11/13/16	7	1-1	1,000	1-1	1,000	0-0	.000	0	0	0	0.0	2	0	1	0	0	3	3.0
at Marquette	11/15/16	5	0-0	.000	0-0	.000	0-0	.000	0	0	0	0.0	0	0	0	0	0	0	1.5
COL	11/19/16	6	0-0	.000	0-0	.000	0-0	.000	0	1	1	0.3	2	0	1	0	0	1.0	1.0
CAN	11/22/16	11	0-0	.000	0-0	.000	0-0	.000	0	1	1	0.5	0	2	1	0	1	0	0.8
CORNELL	11/28/16	12	0-1	.000	0-1	.000	0-0	.000	0	1	1	0.6	2	0	0	0	1	0	0.6
Totals		0	41	1-2	.500	1-2	.500	0-0	.000	0	3	3	0.6	6	2	3	0	2	3.0

Games played: 5  
Minutes/game: 8.2  
Points/game: 0.6  
FG Pct: 50.0  
3FG Pct: 50.0

Rebounds/game: 0.6  
Assists/game: 0.4  
Turnovers/game: 0.6  
Assist/turnover ratio: 0.7  
Steals/game: 0.4

### CAREER STATS

YEAR	GP-GS	PTS-AVG	REB-AVG	A	BLK	STL
2013-14	21-0	17-0.8	9-0.4	3	1	1
2014-15	25-1	25-1.0	15-0.6	15	0	7
2015-16	27-0	29-1.1	25-0.9	15	0	10
TOTALS	73-1	69-0.9	49-0.5	33	1	18

### CAREER HIGHS

PTS	9 vs Fairleigh Dickinson (1/25/14)
REB	4 vs Pitt-Johnstown (12/12/15)
AST	3 vs Bryant (2/3/15)
STEALS	2 vs Two Teams

### SEASON HIGHS

PTS	3 at Wisconsin (11/13/16)
REB	Two Times
AST	2 Vs Canisius (11/22/16)
STEALS	1 Vs Two Teams





# SAINT FRANCIS



**50 Samiah  
Bethel**

Guard | SR | 5-9  
Jacksonville, FL | Potter's House Christian

**JUNIOR (2015-16)** - Appeared in 29 games for the Red Flash including nine starts...Scored 101 points including a career-high 15 in the opener against Cincinnati...Fifth on the team in steals with 41 including a pair of four-steal games (RMU/LIU)...Grabbed 78 rebounds while dishing out 45 assists.

**SOPHOMORE (2014-15)** - Appeared in 16 games for Saint Francis U during sophomore season, including two starts ... Scored 46 points and grabbed 49 rebounds ... Added 16 assists and 14 steals ... Scored 10 points at Robert Morris (2/28).

**FRESHMAN (2013-14)** - Saw action in 22 games for Saint Francis during freshman season, including eight starts ... Scored 48 points on the year, which averaged 2.2 points per game ... Scored career-high 12 points in season opener ... Logged season-high 27 minutes against Bowling Green (12/29).

**BEFORE SFU** - The native of Jacksonville, Fla. comes to Loretto from Potter's House Christian Academy where she played for head coach Tony Bannister ... Bethel, who played with current SFU guard, Aisha Brock, in high school, helped Potter's House Christian to a 24-7 record in 2011-12 and guided the Lions to being the sixth ranked team in the state of Florida according to MaxPreps.com ... Potter's House Christian also ranked No. 4 in the USA Today Super 25 in 2011 and played in the Christian Schools National Championship game.

**PERSONAL** - The daughter of Sammy and Arlene Bethel ... Samiah also ran track in high school ... Member of the National Honor Society. Majors in social work.

## CAREER STATS

YEAR	GP-GS	PTS-AVG	REB-AVG	A	BLK	STL
2013-14	22-8	48-2.2	32-1.5	16	4	14
2014-15	16-2	46-2.9	49-3.1	16	5	14
2015-16	29-9	101-3.1	78-2.7	45	15	41
<b>TOTAL</b>	<b>68-19</b>	<b>195-2.8</b>	<b>159-2.3</b>	<b>77</b>	<b>24</b>	<b>69</b>

## CAREER HIGHS

PTS	15 at Cincinnati (11/16/15)
REB	7 at Robert Morris (2/28/15)
AST	5 vs Two Different Teams
STEALS	4 vs Two Different Teams

## SEASON HIGHS

PTS	11 Vs Cornell (11/29/16)
REB	6 at Wisconsin (11/13/16)
AST	3 at Wisconsin (11/13/16)
STEALS	3 Vs Cornell (11/29/16)

## GAME-BY-GAME STATS

THE STAT CREW SYSTEM  
SFU Individual Game-by-Game (as of Nov 29, 2016)  
All games

### #50 BETHEL, Samiah

Opponent	Date	gs	min	Total		3-Pointers		Free throws		Rebounds											
				fg-fga	pct	3fg-fga	pct	ft-fa	pct	off	def	tot	avg	pf	a	t/o	blk	stl	pts	avg	
at Wisconsin	11/13/16	21	0-1	5	.000	2-4	.500	3	3	6	3	3	6	3	3	5	0	2	6	6.0	
at Marquette	11/15/16	19	2-5	400	0-1	.000	2-2	1.000	0	4	4	5.0	5	1	3	1	0	6	6.0		
COL	11/19/16	20	1-3	333	0-0	.000	2-2	1.000	1	2	3	4.3	1	0	3	0	1	4	5.3		
CAN	11/22/16	20	1-1	1,000	0-0	.000	0-0	.000	0	5	5	4.5	3	1	4	0	0	2	4.5		
CORNELL	11/28/16	22	4-6	667	0-0	.000	3-3	1.000	1	3	4	4.4	2	1	1	0	3	11	5.8		
Totals		0	102	10-20	500	0-2	.000	9-11	.818	5	17	22	4.4	14	6	16	1	6	29	5.8	

Games played: 5  
Minutes/game: 20.4  
Points/game: 5.8  
FG Pct: 50.0  
3FG Pct: 0.0  
FT Pct: 81.8

Rebounds/game: 4.4  
Assists/game: 1.2  
Turnovers/game: 3.2  
Assist/turnover ratio: 0.4  
Steals/game: 1.2  
Blocks/game: 0.2



# SAINT FRANCIS



**20 Caitlin  
Carroll**

Guard | FR | 5-9  
Middletown, NJ | Red Bank Catholic

**BEFORE SFU:** Two-year captain and two-sport athlete at Red Bank Catholic (basketball, track)...Helped lead Red Bank to two Shore Conference championships and a state title.

**PERSONAL:** Daughter of Susanne and Terence Carroll...Plans to major in business administration.

## GAME-BY-GAME STATS

### THE STAT CREW SYSTEM SFU Individual Game-by-Game (as of Nov 29, 2016) All games

#### #20 CARROLL, Caitlin

Opponent	Date	gs	min	Total		3-Pointers		Free throws		Rebounds			pf	a	t/o	blk	stl	pts	avg
				fg	pct	3fg	pct	ft	pct	off	def	tot							
at Wisconsin	11/13/16	dnp	-	-	-	-	-	-	-	-	-	-	-	-	-	-	-	-	-
at Marquette	11/15/16	3	0-0	.000	0-0	.000	0-0	.000	0	1	1	1.0	0	0	1	0	0	0	0.0
COL	11/19/16	4	0-1	.000	0-0	.000	0-0	.000	1	1	2	1.5	0	0	2	0	0	0	0.0
CAN	11/22/16	3	1-1	1.000	0-0	.000	0-0	.000	0	0	0	1.0	0	0	0	0	0	2	0.7
CORNELL	11/28/16	2	0-0	.000	0-0	.000	0-0	.000	0	0	0	0.8	0	0	1	0	0	0	0.5
Totals		0	12	1-2	.500	0-0	.000	0-0	.000	1	2	3	0.8	0	0	4	0	2	0.5

Games played: 4  
Minutes/game: 3.0  
Points/game: 0.5  
FG Pct: 50.0

Rebounds/game: 0.8  
Turnovers/game: 1.0

#### CAREER HIGHS

PTS 2 Vs Canisius (11/22/16)  
REB 2 Vs Columbia (11/19/16)  
AST N/A  
STEALS N/A

#### SEASON HIGHS

PTS 2 Vs Canisius (11/22/16)  
REB 2 Vs Columbia (11/19/16)  
AST  
STEALS





# SAINT FRANCIS



**24 Kyasia  
Duling**

Forward | JR | 6-3  
Zanesville, Ohio | New Albany

## GAME-BY-GAME STATS

**BEFORE SFU** - Transferred mid-season in 2015-16, will be eligible after first semester.

Played at Duquesne where she averaged 1.5 points and 1.5 rebounds per game in six minutes... Ohio Girls Basketball Report Top 25 Seniors ... Associated Press Division I Central All-District Special Mention... Ranked the 282nd best player in the country by Blue Star Basketball, the 290th best player in the country by All Star Girls Repor

**PERSONAL** - The daughter of...majoring in digital media

### CAREER STATS

Season	GP-GS	PTS-AVG	REB-AVG	A	BLK	STL
<b>PLAYED AT DUQUESNE</b>						

### CAREER HIGHS (At Duquesne)

PTS	8 (last) at Howard - (11/25/14)
REB	4 at Morehead State - (11/24/13)
AST	1 (last) vs Jackson State - (11/29/14)
STEALS	1 (last) at Howard - (11/25/14)

### SEASON HIGHS

PTS
REB
AST
STEALS



# SAINT FRANCIS



30 Jill

Falvey

Forward | SO | 6-0

Lincroft, NJ | Middletown South

**FRESHMAN (2015-16)**- Saw action in 14 games off the bench for the Red Flash...Scored four points on the season including hitting a three in the win over Coastal Carolina...Recorded three rebounds on the year including two against Pitt and recorded two steals on the season.

**BEFORE SFU** - A four-year varsity basketball player at Middletown South High School, Falvey comes to Loretto from a very successful basketball background ... Captain of her team and helped lead them to a 2014 State Sectional Championship, as well as, semifinalist appearances in 2012 and 2013 ... Also won two State Championships in 2007 and 2010 for head coach Joe Whalen with her AAU team, NJ Shoreshots Select, in addition to a Junior National Championship in 2011.

**PERSONAL** - The daughter of Debbie and Jim Falvey, Jill was a member of the National Honor Society and the Spanish National Honor Society in high school ...Majors in business.

## GAME-BY-GAME STATS

THE STAT CREW SYSTEM  
SFU Individual Game-by-Game (as of Nov 29, 2016)  
All games

### #30 Jill Falvey

Opponent	Date	gs	min	Total	3-Pointers	Free throws	Rebounds	pf	a	t/o	blk	stl	pts	avg
at Wisconsin	11/13/16	dnp	-	-	-	-	-	-	-	-	-	-	-	-
at Marquette	11/15/16	2	0-0	.000	0-0	.000	0	0	0	0.0	0	1	0	0 0.0
COL	11/19/16	4	0-0	.000	0-0	.000	0	0	0	0.0	0	0	0	0 0.0
CAN	11/22/16	3	0-0	.000	0-0	.000	0	0	0	0.0	0	0	0	0 0.0
CORNELL	11/28/16	2	0-0	.000	0-0	.000	0	0	0	0.0	0	0	0	0 0.0
Totals		0	11	0-0	.000	0-0	.000	0	0	0.0	0	1	0	0 0.0

Games played: 4  
Minutes/game: 2.8

Assists/game: 0.3  
Assist/turnover ratio: 99.9

### CAREER STATS

Season	GP-GS	PTS-AVG	REB-AVG	A	BLK	STL
2015-16	14-0	3-0.1	2-0.1	0	0	2
TOTALS	14-0	3-0.1	2-0.1	0	0	2

### CAREER HIGHS

PTS	3 vs Coastal Carolina (11/18/15)
REB	2 vs Pittsburgh (11/16/15)
AST	1 at Marquette (11/15/16)
STEALS	1 vs Two Different Teams

### SEASON HIGHS

PTS	
REB	
AST	1 at Marquette (11/15/16)
STEALS	



# SAINT FRANCIS



**34 A'lexus  
Harrison**

**Forward | R-JR | 6-0  
Baltimore, MD | Digital Harbor**

**BEFORE SFU** - Transfer from Maryland...Graduated in three years and can play immediately with two years of eligibility...Averaged two points and two rebounds and five minutes in 20 games last year for the Terrapins...Was ranked 70th in the 2013 recruiting class

**PERSONAL** - The daughter of Kim and Quann Harrison.

## GAME-BY-GAME STATS

### THE STAT CREW SYSTEM SFU Individual Game-by-Game (as of Nov 29, 2016) All games

#### #34 HARRISON, Ace

Opponent	Date	gs	min	Total		3-Pointers		Free throws		Rebounds				pf	a	t/o	blk	stl	pts	avg
				fg-fga	pct	3fg-fga	pct	ft-fa	pct	off	def	tot	avg							
at Wisconsin	11/13/16	*	22	6-9	.667	0-2	.000	1-2	.500	3	6	9	9.0	5	1	2	0	1	13	13.0
at Marquette	11/15/16	*	28	5-13	.385	1-3	.333	6-6	1.000	1	8	9	9.0	4	7	3	0	3	17	15.0
COL	11/19/16	*	26	10-17	.588	0-1	.000	6-7	.857	2	7	9	9.0	4	4	2	2	8	26	18.7
CAN	11/22/16	*	24	4-7	.571	0-0	.000	4-4	1.000	4	10	14	10.3	4	4	3	3	4	12	17.0
CORNELL	11/28/16	*	35	7-11	.636	0-1	.000	4-6	.667	0	9	9	10.0	4	4	4	1	6	18	17.2
Totals		5	135	32-57	.561	1-7	.143	21-25	.840	10	40	50	10.0	21	20	14	6	22	86	17.2

Games played: 5  
Minutes/game: 27.0  
Points/game: 17.2  
FG Pct: 56.1  
3FG Pct: 14.3  
FT Pct: 84.0

Rebounds/game: 10.0  
Assists/game: 4.0  
Turnovers/game: 2.8  
Assist/turnover ratio: 1.4  
Steals/game: 4.4  
Blocks/game: 1.2

### CAREER STATS

Season	GP-GS	PTS-AVG	REB-AVG	A	BLK	STL
2015-16	PLAYED AT MARYLAND					

### CAREER HIGHS (At Maryland)

PTS	26 Vs Columbia (11/19/16)
REB	12 vs. #18 Rutgers (2/10/15)
AST	7 at Marquette (11/16/15)
STEALS	8 Vs Columbia (11/19/16)

### SEASON HIGHS

PTS	26 Vs Columbia (11/19/16)
REB	14 Vs Canisius (11/22/16)
AST	7 at Marquette (11/15/16)
STEALS	8 Vs Columbia (11/19/16)





# SAINT FRANCIS



**1 Madison  
Johnson**

Guard | SO | 5-7  
Knox, PA | Keystone

## GAME-BY-GAME STATS

**FRESHMAN (2015-16)**- Saw action in 22 games for the Red Flash off the bench as a freshman...Earned NEC Rookie of the Week in week one after a career-high 18 against Cincinnati...Shot 38 percent from the field for the season...Grabbed five rebounds and six assists on the year

**BEFORE SFU** - The district 9 player of the year out of Keystone High School, Johnson hails from Knox, Pa ... A two-sport athlete in basketball and volleyball for the Panthers, she helped lead her team to a District 9 Championship in basketball ... Was named to the All-Conference First Team in both sports in 2013-14 and the All-State Second Team for basketball.

**PERSONAL** - The daughter of Bonnie and A.J. Johnson ... Madison was a member of the National Honor Society in high school and plans to major in physical therapy at Saint Francis U.

### CAREER STATS

Season	GP-GS	PTS-AVG	REB-AVG	A	BLK	STL
2015-16	22-0	45-2.1	5-0.2	6	2	3
<b>TOTALS</b>	<b>22-0</b>	<b>45-2.1</b>	<b>5-0.2</b>	<b>6</b>	<b>2</b>	<b>3</b>

### CAREER HIGHS

PTS	18 at Cincinnati (11/13/15)
REB	1 vs Five Different Teams
AST	1 vs Six Different Teams
STEALS	1 vs Three Different Teams

### SEASON HIGHS

PTS	
REB	
AST	
STEALS	





# SAINT FRANCIS



**23 Jessica Kovatch**

Guard | SO | 5-9  
Phillipsburg, NJ | Phillipsburg

**FRESHMAN (2015-16)** - The Northeast Conference and ECAC Rookie of the Year...Named NEC Second-Team All-Conference... Won a NEC-Record 13 NEC Rookie of the Week Awards including a record 11 straight...Named a "Face in the Crowd" in the February 29th edition of Sports Illustrated...Set SFU and NEC freshman scoring record with 649 points...Led all NCAA Freshmen in scoring at 20.9 ppg...Became the first SFU freshman to score 30 points in a game (Coastal Carolina), topped the 30 point mark four times... Led the Red Flash in scoring and steals (61), third on the team in rebounds (112)

**BEFORE SFU** - The 2014 West Jersey Player of the Year and Warren County All-First Team and Player of the Year, Kovatch joins the Red Flash women's basketball program out of Phillipsburg, N.J. A two-sport athlete for the Bobcats in basketball and lacrosse ... She was the first underclassmen to score 1,000 points and had the highest total after three seasons at 1,176 ... Kovatch's team in 2013 and 2014 won the Skyland Conference Raritan Division Championship.

**PERSONAL** - The daughter of Becky and Edward Kovatch ... Is undecided in her major plans at the current time.

## GAME-BY-GAME STATS

THE STAT CREW SYSTEM  
SFU Individual Game-by-Game (as of Nov 29, 2016)  
All games

#23 KOVATCH, Jessica

Opponent	Date	gs	min	Total		3-Pointers		Free throws		Rebounds				pf	a	t/o	blk	stl	pts	avg
				fg	pct	3fg	pct	ft	pct	off	def	tot	avg							
at Wisconsin	11/13/16	*	33	9-20	.450	4-11	.364	7-9	.778	0	1	1	1.0	2	0	4	0	1	29	29.0
at Marquette	11/15/16	*	29	6-12	.500	3-7	.429	5-5	1.000	3	1	4	2.5	3	1	2	0	0	20	24.5
COL	11/19/16	*	29	4-15	.267	1-9	.111	3-3	1.000	0	1	1	2.0	2	0	1	2	3	12	20.3
CAN	11/22/16	*	26	7-19	.368	1-8	.125	0-0	.000	2	3	5	2.8	2	3	0	1	2	15	19.0
CORNELL	11/28/16	*	32	8-15	.533	5-11	.455	4-6	.667	2	1	3	2.8	4	2	6	1	4	25	20.2
<b>Totals</b>			5	149	34-81	420	14-46	304	19-23	.826	7	7	14	2.8	13	6	13	4	101	20.2

Games played: 5  
Minutes/game: 29.8  
Points/game: 20.2  
FG Pct: 42.0  
3FG Pct: 30.4  
FT Pct: 82.6

Rebounds/game: 2.8  
Assists/game: 1.2  
Turnovers/game: 2.6  
Assist/turnover ratio: 0.5  
Steals/game: 2.0  
Blocks/game: 0.8

### CAREER STATS

Season	GP-GS	PTS-AVG	REB-AVG	A	BLK	STL
2015-16	31-31	649-20.8	112-3.6	46	8	61
<b>TOTALS</b>	<b>31-31</b>	<b>649-20.8</b>	<b>112-3.6</b>	<b>46</b>	<b>8</b>	<b>61</b>

### CAREER HIGHS

PTS	35 vs Wagner (1/2/16)
REB	8 vs Robert Morris (1/30/16)
AST	4 vs Coastal Carolina (11/18/15)
STEALS	8 at Columbia (12/1/15)

### SEASON HIGHS

PTS	29 at Wisconsin (11/13/16)
REB	5 Vs Canisius (11/22/16)
AST	3 Vs Canisius (11/22/16)
STEALS	4 Vs Cornell (11/29/16)



# SAINT FRANCIS



**2 Caitlyn  
Kroll**

Guard | FR | 5-10  
Bridgeport, OH | Bridgeport

## GAME-BY-GAME STATS

**BEFORE SFU** - Named third-team All-Ohio...averaged 24 points per game during the season....Became Bridgeport's all-time leading scorer with over 1800 career points... She also possesses a great ability to get to the free throw line, making 213 free throws during the season, fourth most in Ohio high school history.

**PERSONAL**-Daughter of Julie Kroll and Rick Ray...Plans on majoring in pre-med at Saint Francis.

### CAREER STATS

YEAR	GP-GS	PTS-AVG	REB-AVG	A	BLK	STL
------	-------	---------	---------	---	-----	-----

### CAREER HIGHS

PTS	
REB	
AST	
STEALS	N/A

### SEASON HIGHS

PTS
REB
AST
STEALS



# SAINT FRANCIS



**13 Sam**

**Marino**

Guard | JR | 5-5

Camp Hill, PA | East Pennsboro

## GAME-BY-GAME STATS

**BEFORE SFU:** Marino starred at East Pennsboro High School and was named Mid Penn Capital All-Star Second Team as a senior. She set the school-record for three pointers in a season.

**PERSONAL:** Daughter of Frank and Tonya Marino...Worked with the women's basketball team for two seasons...Is enrolled in physician's assistant program at SFU.

### CAREER STATS

YEAR	GP-GS	PTS-AVG	REB-AVG	A	BLK	STL
------	-------	---------	---------	---	-----	-----

### CAREER HIGHS

PTS	
REB	
AST	
STEALS	N/A

### SEASON HIGHS

PTS
REB
AST
STEALS





# SAINT FRANCIS



**5 Katie Reese**

Guard | R-SR | 5-8  
Boonton Township, NJ | Mountain Lakes

**R-JUNIOR (2015-16)**- Started all 31 games at point guard for the Red Flash as a junior...Second on the team in scoring at 9.8 points per game and led the team in assists 110, 3.5 per game...Top-3 in NEC in assists...Career-high eight assists in win over UPJ...Scored career-high 21 in win over Fairleigh Dickinson...Second on the team with 51 steals.

**JUNIOR (2014-15)** - Sat out the 2014-15 due to the NCAA Transfer Rule.

**BEFORE SFU** - Reese comes to Loretto as a transfer after playing two seasons at Manhattan College ... Played in 55 games over the past two seasons for the Jaspers ... At Mountain Lakes High School, Reese was the all-time leading scorer and a three-time First Team All-Conference and All-County selection ... Led Mountain Lakes to the Conference Championship as a senior and she won the three-point contest at the New Jersey North/South All-Star Game ... Became first player in her high school's history to reach the 1,000-point plateau as a junior.

**PERSONAL** - Katie is the daughter of Mike and Doris Reese ... She is enrolled in the Exercise Physiology program at Saint Francis U.

## GAME-BY-GAME STATS

THE STAT CREW SYSTEM  
SFU Individual Game-by-Game (as of Nov 29, 2016)  
All games

#05 REESE, Katie

Opponent	Date	gs	min	Total		3-Pointers		Free throws		Rebounds					pts	avg				
				fg-fga	pct	3fg-3fga	pct	ft-fra	pct	off	def	tot	avg	pf			a	t/o	blk	stl
at Wisconsin	11/13/16	*	32	9-16	.563	4-7	.571	5-6	.833	0	2	2	2.0	1	7	1	0	1	27	27.0
at Marquette	11/15/16	*	22	4-12	.333	3-6	.500	0-0	.000	0	1	1	1.5	0	5	6	0	0	11	19.0
COL	11/19/16	*	25	6-11	.545	3-4	.750	4-4	1.000	1	2	3	2.0	1	2	5	0	3	19	19.0
CAN	11/22/16	*	23	7-11	.636	4-6	.667	0-0	.000	1	1	2	2.0	4	4	4	0	1	18	18.8
CORNELL	11/28/16	*	29	1-6	.167	0-2	.000	0-1	.000	0	1	1	1.8	1	5	6	0	1	2	15.4
Totals		5	131	27-56	.482	14-25	.560	9-11	.818	2	7	9	1.8	7	23	22	0	6	77	15.4

Games played: 5  
Minutes/game: 26.2  
Points/game: 15.4  
FG Pct: 48.2  
3FG Pct: 56.0  
FT Pct: 81.8

Rebounds/game: 1.8  
Assists/game: 4.6  
Turnovers/game: 4.4  
Assist/turnover ratio: 1.0  
Steals/game: 1.2

### CAREER STATS

Season	GP-GS	PTS-AVG	REB-AVG	A	BLK	STL
2014-15	-	-	-	-	-	-
2015-16	31-31	305-9.8	79-2.5	110	4	51
TOTALS	31-31	305-9.8	79-2.5	110	4	51

### CAREER HIGHS

PTS	27 at Wisconsin (11/13/16)
REB	7 vs Central Connecticut State (3/6/16)
AST	7 vs Four Different Teams
STEALS	4 vs Two Different Teams

### SEASON HIGHS

PTS	27 at Wisconsin (11/13/16)
REB	3 Vs Columbia (11/19/16)
AST	7 at Wisconsin (11/13/16)
STEALS	3 Vs Columbia (11/19/16)





# SAINT FRANCIS



22 Jill

Scott

Guard | FR | 5-10

Summerhill, PA | Forest Hills

## GAME-BY-GAME STATS

THE STAT CREW SYSTEM  
SFU Individual Game-by-Game (as of Nov 29, 2016)  
All games

#22 SCOTT, Jillian

Opponent	Date	gs	min	Total		3-Pointers		Free throws		Rebounds			pf	a	t/o	blk	stl	pts	avg
				fg-fga	pct	3fg-fga	pct	ft-fa	pct	off	def	tot							
at Wisconsin	11/13/16		dnp	-	-	-	-	-	-	-	-	-	-	-	-	-	-	-	-
at Marquette	11/15/16	3		0-0	.000	0-0	.000	0-0	.000	0	0	0	0.0	0	0	0	0	1	0.0
COL	11/19/16	4		0-0	.000	0-0	.000	0-0	.000	0	0	0	0.0	1	0	0	0	0	0.0
CAN	11/22/16	4		0-0	.000	0-0	.000	0-0	.000	0	0	0	0.0	1	0	0	0	0	0.0
CORNELL	11/28/16	7		0-3	.000	0-2	.000	0-0	.000	1	1	2	0.5	2	0	0	0	1	0.0
Totals		0	18	0-3	.000	0-2	.000	0-0	.000	1	1	2	0.5	4	0	0	0	2	0.0

Games played: 4  
Minutes/game: 4.5  
FG Pct: 0.0  
3FG Pct: 0.0

Rebounds/game: 0.5  
Steals/game: 0.5

**BEFORE SFU:** Scott comes to Saint Francis from nearby Summerhill, Pennsylvania where she starred for Forest Hills High School, scoring over 1000 points in her career. She served as co-captain her senior season and led basketball team in scoring, blocked shots, defensive rebounds, and field goal shooting percentage. She helped lead the Rangers three PIAA District 6 championships.

**PERSONAL:** Jill is the daughter of Bill and Kate Scott and plans on majoring in business at Saint Francis.

### CAREER STATS

YEAR	GP-GS	PTS-AVG	REB-AVG	A	BLK	STL
------	-------	---------	---------	---	-----	-----

### CAREER HIGHS

PTS	
REB	
AST	
STEALS	1 at Marquette (11/15/16)

### SEASON HIGHS

PTS	
REB	
AST	
STEALS	1 Vs Two Teams



# SAINT FRANCIS



## 33 Cydney Smith

Center | R-JR | 6-3  
Port Tobacco, MD | St. Mary's Ryken

**R-SOPHOMORE (2015-16)**- Played in all 31 games for the Red Flash including one start...Led SFU and ranked second in NEC with 54 blocks on the season, a mark that is third-most in SFU history...Scored a career-high 25 in victory over Bryant...Fourth on the team with 105 rebounds (3.5 per game).

**R-FRESHMAN (2014-15)** - Appeared in 26 games for Saint Francis during redshirt freshman season, including eight starts ... Scored 74 points, good for a 2.8 per game average ... Pulled down 111 rebounds, which was a 4.3 per game average ... Grabbed 10 rebounds against Mount St. Mary's (1/24) and Fairleigh Dickinson (1/31) ... Led team in blocks with 25.

**BEFORE SFU** - The 6-3 center lettered in basketball for three seasons at St. Mary's Ryken High School, playing for head coach Kris Grazzini-Sandberg ... Averaged nearly 11 points per game and eight rebounds per game during her senior season of high school, her rebounding average led the team ... Led her squad in blocks per game and total blocks during her senior season ... St. Mary's Ryken plays in the WCAC, which is one of the most competitive high school conferences in the country ... Received All-WCAC Second Team honors in 2013 and was named to the First Team All-County in St. Mary's County ... Played for the Fairfax Stars and coach Aggie McCormick-Dix.

**PERSONAL** - Is the daughter of John and Errin Smith ... physical therapy/exercise physiology major ... Played volleyball for SFU as a freshman

### CAREER STATS

Season	GP-GS	PTS-AVG	REB-AVG	A	BLK	STL
2014-15	26-8	74-2.8	111-4.3	5	25	7
2015-16	31-1	131-4.5	105-3.5	12	54	14
<b>TOTAL</b>	<b>57-9</b>	<b>205-3.6</b>	<b>216-4.0</b>	<b>17</b>	<b>79</b>	<b>21</b>

### CAREER HIGHS

PTS	25 vs Bryant (2/18/16)
REB	10 vs Two Different Teams
AST	1 vs Eight Different Teams
BLOCKS	7 vs Pitt-Johnstown (12/12/15)

### SEASON HIGHS

PTS	6 Vs Canisius (11/22/16)
REB	5 at Wisconsin (11/13/16)
AST	1 at Wisconsin (11/13/16)
BLOCKS	3 Vs Canisius (11/22/16)

## GAME-BY-GAME STATS

THE STAT CREW SYSTEM  
SFU Individual Game-by-Game (as of Nov 29, 2016)  
All games

### #33 SMITH, Cydney

Opponent	Date	gs	min	Total	fg	pct	3fg	pct	Free	pct	Rebounds	off	def	tot	avg	pf	a	t/o	blk	stl	pts	avg
at Wisconsin	11/13/16	13	2-4	.500	1-2	.500	0-0	.000	1	4	5	5.0	5	1	2	1	0	5	5.0			
at Marquette	11/15/16	13	2-3	.667	1-2	.500	0-0	.000	0	2	2	3.5	4	0	1	0	0	5	5.0			
COL	11/19/16	13	1-3	.333	0-1	.000	0-0	.000	0	1	1	2.7	3	0	2	1	0	2	4.0			
CAN	11/22/16	16	3-8	.375	0-1	.000	0-0	.000	2	2	4	3.0	1	1	1	3	0	6	4.5			
CORNELL	11/28/16	14	1-2	.500	0-0	.000	2-2	1.000	0	1	1	2.6	2	0	1	2	0	4	4.4			
<b>Totals</b>		<b>0</b>	<b>69</b>	<b>9-20</b>	<b>450</b>	<b>2-6</b>	<b>.333</b>	<b>2-2</b>	<b>1.000</b>	<b>3</b>	<b>10</b>	<b>13</b>	<b>2.6</b>	<b>15</b>	<b>2</b>	<b>7</b>	<b>7</b>	<b>0</b>	<b>22</b>	<b>4.4</b>		

Games played: 5  
Minutes/game: 13.8  
Points/game: 4.4  
FG Pct: 45.0  
3FG Pct: 33.3  
FT Pct: 100.0

Rebounds/game: 2.6  
Assists/game: 0.4  
Turnovers/game: 1.4  
Assist/turnover ratio: 0.3  
Blocks/game: 1.4



# SAINT FRANCIS



**15 Maya Wynn**

Guard | JR | 5-11  
Reisterstown, MD | McDonogh

**SOPHOMORE (2015-16)**- Played in 30 games for the Red Flash including 24 starts...Third on the team with 290 points scored, an average of 9.7 per game...Third on the team with 63 assists and fifth on the team with 97 rebounds...Scored a career high 21 points on two occasions (at Mount St. Marys, vs SFBK).

**FRESHMAN (2014-15)** - Started in 28 of 29 games during freshman season for Saint Francis U ... 2x Northeast Conference Rookie of the Week ... 1x ECAC Rookie of the Week ... All-NEC Rookie Team Selection ... Third on team in points with 203 scored and a 7.0 average ... Made 40 three-pointers, which ranked third on the team ... Grabbed 76 rebounds and added 40 steals on the year ... Scored 15 points on two occasions.

**BEFORE SFU** - A four-year player at McDonogh High School in Maryland, Wynn joins the Red Flash as a complete all-around wing ready to contribute right away ... Was a three-sport athlete in high school, also played four years of volleyball and ran four years of track ... Played for head coach Brad Rees in Maryland and won IAAM A-Conference Championships in 2012 and 2014 ... Wynn totaled over 355 points in three years and is a two-time team captain.

**PERSONAL** - The daughter of Kalin and Stacy Wynn ... Is currently an Undeclared Major at Saint Francis U.

## GAME-BY-GAME STATS

THE STAT CREW SYSTEM  
SFU Individual Game-by-Game (as of Nov 29, 2016)  
All games

### #15 WYNN, Maya

Opponent	Date	gs	min	Total	fg	pct	3fg	pct	Free	pct	Rebounds	off	def	tot	avg	pf	a	t/o	blk	stl	pts	avg
at Wisconsin	11/13/16	*	29	4-13	308	4-12	333	0-0	.000	4	2	6	6.0	5	2	2	0	3	12	12.0		
at Marquette	11/15/16	*	33	4-11	364	3-8	.375	0-2	.000	1	1	2	4.0	2	2	3	0	0	11	11.5		
COL	11/19/16	*	28	2-9	222	1-6	.167	0-0	.000	1	1	2	3.3	2	1	1	0	0	5	9.3		
CAN	11/22/16	*	30	9-14	643	5-9	.556	0-0	.000	1	1	2	3.0	2	2	1	0	1	23	12.8		
CORNELL	11/28/16	*	27	4-8	500	1-5	.200	0-0	.000	0	2	2	2.8	1	3	2	0	0	9	12.0		
Totals		5	147	23-55	418	14-40	.350	0-2	.000	7	7	14	2.8	12	10	9	0	4	60	12.0		

Games played: 5  
Minutes/game: 29.4  
Points/game: 12.0  
FG Pct: 41.8  
3FG Pct: 35.0  
FT Pct: 0.0

Rebounds/game: 2.8  
Assists/game: 2.0  
Turnovers/game: 1.8  
Assist/turnover ratio: 1.1  
Steals/game: 0.8

### CAREER STATS

Season	GP-GS	PTS-AVG	REB-AVG	A	BLK	STL
2014-15	29-28	203-7.0	76-2.6	28	8	40
2015-16	30-24	290-9.7	97-3.6	63	10	31
TOTALS	59-28	493-8.6	173-2.9	28	18	71

### CAREER HIGHS

PTS	23 Vs Canisius (11/22/16)
REB	9 at Mount Saint Mary's (2/13/16)
AST	6 vs Two Different Teams
STEALS	5 at Buffalo (11/18/14)

### SEASON HIGHS

PTS	23 Vs Canisius (11/22/16)
REB	6 at Wisconsin (11/13/16)
AST	2 Twice
STEALS	3 at Wisconsin (11/13/16)





# SAINT FRANCIS



## 32 Courtney Zezza

Center | SO | 6-3  
Plum, PA | Plum

**FRESHMAN (2015-16)**- Played in all 31 games off the bench for the Red Flash as a freshman...Second on the team with 36 blocks... Averaged 4.1 points and 2.6 rebounds per game...Had career-high 17 at Sacred Heart...Recorded a double-double of 16 points and 12 rebounds in a win at Wagner.

**BEFORE SFU** - An All-WPIAL Section for her junior season, Zezza comes to Loretto from Plum High School in the Pittsburgh area ... A two-sport athlete for the Mustangs she was also an All-WPIAL selection for volleyball in three consecutive years.

**PERSONAL** - Courtney is the daughter of Liza and Jason Zezza and is undecided on her major.

## GAME-BY-GAME STATS

THE STAT CREW SYSTEM  
SFU Individual Game-by-Game (as of Nov 29, 2016)  
All games

### #32 ZEZZA, Courtney

Opponent	Date	gs	min	Total		3-Pointers		Free throws		Rebounds			pf	a	t/o	blk	stl	pts	avg	
				fg	pct	3fg	pct	ft	pct	off	def	tot								
at Wisconsin	11/13/16	21	2-8	250	0-3	.000	1-3	.333	2	4	6	6.0	4	1	2	4	1	5	5.0	
at Marquette	11/15/16	20	3-6	500	1-2	.500	4-4	1.000	2	2	4	5.0	0	0	3	2	2	11	8.0	
COL	11/19/16	18	1-5	200	0-2	.000	0-0	.000	0	0	0	3.3	4	0	1	6	0	2	6.0	
CAN	11/22/16	19	5-11	455	3-6	.500	2-2	1.000	2	3	5	3.8	3	1	1	2	0	15	8.3	
CORNELL	11/28/16	*	18	1-2	500	1-1	1.000	0-0	.000	0	0	3.0	1	0	2	3	0	3	7.2	
Totals		1	96	12-32	.375	5-14	.357	7-9	.778	6	9	15	3.0	12	2	9	17	3	36	7.2

Games played: 5  
Minutes/game: 19.2  
Points/game: 7.2  
FG Pct: 37.5  
3FG Pct: 35.7  
FT Pct: 77.8

Rebounds/game: 3.0  
Assists/game: 0.4  
Turnovers/game: 1.8  
Assist/turnover ratio: 0.2  
Steals/game: 0.6  
Blocks/game: 3.4

### CAREER STATS

YEAR	GP-GS	PTS-AVG	REB-AVG	A	BLK	STL
2015-16	31-0	127-4.1	78-2.6	2	36	12
TOTAL	31-0	127-4.1	78-2.6	2	36	12

### CAREER HIGHS

PTS	17 at Sacred Heart (2/27/16)
REB	12 at Wagner (2/15/16)
AST	1 vs Three Different Teams
BLOCKS	6 vs Columbia (11/19/16)

### SEASON HIGHS

PTS	15 Vs Canisius (11/22/16)
REB	6 at Wisconsin (11/13/16)
AST	1 Twice
BLK	6 vs Columbia (11/19/16)







EXH | Nov. 2, 2016  
Pitt-Johnstown-79  
Saint Francis-110  
DeGol Arena| Loretto, Pa.

**Official Basketball Box Score -- Game Totals -- Final Statistics**  
**UPJW vs SFU**  
**11/2/16 7P at Loretto, PA DeGol Arena**

**UPJW 79 • 0-0**

#	Player	Total		3-Ptr		Rebounds		PF	TP	A	TO	Blk	Stl	Min
		FG-FGA	FG-FGA	FT-FTA	Off Def Tot	PF	TP							
11	McCABE, Olivia	f	10-17	0-1	4-4	9	6	15	2	24	1	0	1	29
34	TABON, Jamie	f	1-4	0-2	5-6	1	10	11	2	7	1	4	1	28
05	CORCORAN, Nicole	g	3-11	2-9	1-2	1	2	3	2	9	2	6	1	27
20	O'BARTO, Laurel	g	0-5	0-0	4-6	2	4	6	4	4	7	11	0	23
31	MORELAND, Victoria	g	4-10	4-8	2-2	3	4	7	1	14	1	5	0	1
01	NUNN, Maurina	g	1-1	1-1	0-0	0	0	0	2	3	2	1	0	9
03	SMITH, Gabrielle	g	4-8	2-3	2-4	1	3	4	12	1	5	0	1	16
10	KETTERER, Karington	g	0-0	0-0	0-0	0	0	0	0	0	0	0	0	2
14	SPINELLI, Emma	g	0-2	0-2	0-0	0	3	3	1	0	1	4	0	7
24	BOLDEN, Katie	g	0-1	0-1	2-2	0	0	0	0	2	0	0	0	2
30	KOLLAR, Madison	g	0-4	0-3	0-0	0	1	1	1	0	0	0	0	4
33	OLKOSKY, Nicole	g	2-4	0-0	0-0	1	2	3	1	4	2	2	1	17
Team					2	3	5			1				
Totals			25-67	9-30	20-26	20	38	58	20	79	18	39	4	200

1st - FG %:	5-20	25.0%	2nd:	8-16	50.0%	3rd:	8-13	61.5%	4th:	4-18	22.2%	Game:	25-67	37.3%	Deadball	
3FG %:	1-8	12.5%		2-6	33.3%		4-5	80.0%		2-11	18.2%		5-9	55.6%	16.7%	
FT %:	2-2	100.0%		10-12	83.3%		5-8	62.5%		3-4	75.0%		20-26	76.9%	5.1	

**SFU 110 • 0-0**

#	Player	Total		3-Ptr		Rebounds		PF	TP	A	TO	Blk	Stl	Min
		FG-FGA	FG-FGA	FT-FTA	Off Def Tot	PF	TP							
34	HARRISON, Ace	f	1-4	0-0	0-1	0	3	3	0	2	2	0	0	1
44	ADAMS, Halee	f	5-11	1-5	0-0	1	1	2	0	11	3	0	0	5
05	REESE, Katie	g	6-10	3-6	12-13	0	2	2	1	27	6	2	0	24
15	WYNN, Maya	g	6-12	3-7	2-2	3	1	4	1	17	2	3	0	27
23	KOVATCH, Jessica	g	7-14	2-4	4-5	0	1	1	4	20	2	3	0	27
01	JOHNSON, Madison	g	0-3	0-1	0-0	0	1	1	2	0	1	0	0	3
13	MARINO, Sam	g	1-1	1-1	0-0	0	0	0	1	1	0	0	0	1
14	ALLISON, Taylor	g	0-1	0-1	0-0	0	0	0	5	0	1	1	0	13
20	CARROLL, Caitlin	g	1-1	1-1	0-0	0	0	0	2	3	1	0	0	7
22	SCOTT, Jillian	g	0-5	0-3	0-0	0	0	0	1	0	0	0	0	13
30	FALVEY, Jill	g	0-0	0-0	0-0	0	0	0	1	0	0	0	0	4
32	ZEZZA, Courtney	g	4-9	1-3	0-0	3	2	5	2	9	0	0	4	20
33	SMITH, Cydney	g	5-10	1-2	0-0	0	5	5	1	11	1	2	0	14
50	BETHEL, Samiah	g	3-7	0-0	1-2	0	2	2	4	7	4	3	0	18
Team					6	5	11							
Totals			39-88	13-34	19-23	13	23	36	25	110	24	14	4	200

1st - FG %:	11-27	40.7%	2nd:	10-23	43.5%	3rd:	7-18	38.9%	4th:	11-20	55.0%	Game:	39-88	44.3%	Deadball	
3FG %:	1-4	25.0%		1-8	12.5%		4-9	44.4%		7-13	53.8%		13-14	38.2%		
FT %:	3-5	60.0%		7-7	100.0%		9-11	81.8%		0-0	0.0%		19-23	82.6%		

**Officials:**

Technical fouls: UPJW-CORCORAN, Nicole. SFU-None.  
Attendance: 381  
Exhibition

Score by periods	1st	2nd	3rd	4th	Total
UPJW	13	28	25	13	79
SFU	26	28	27	29	110



Game #2 | Nov. 15, 2016  
Saint Francis-91  
Marquette-104  
Maguire Arena| Milwaukee, Wis.

**Official Basketball Box Score -- Game Totals -- Final Statistics**  
**Saint Francis vs Marquette**  
**11/15/16 7 p.m. at Al McGuire Center**

**Saint Francis 91 • 1-1**

#	Player	Total		3-Ptr		Rebounds		PF	TP	A	TO	Blk	Stl	Min
		FG-FGA	FG-FGA	FT-FTA	Off Def Tot	PF	TP							
34	HARRISON, Ace	f	5-13	1-3	6-6	1	8	9	4	17	7	3	0	28
05	REESE, Katie	g	4-12	3-6	0-0	0	1	1	0	11	5	6	0	22
15	WYNN, Maya	g	4-11	3-8	0-2	1	1	2	11	2	3	0	0	33
23	KOVATCH, Jessica	g	6-12	3-7	5-5	3	1	4	3	20	1	2	0	29
44	ADAMS, Halee	g	3-7	2-5	2-2	2	4	6	4	10	5	1	1	23
14	ALLISON, Taylor	g	0-0	0-0	0-0	0	0	0	0	0	0	0	0	5
20	CARROLL, Caitlin	g	0-0	0-0	0-0	0	1	1	0	0	0	1	0	3
22	SCOTT, Jillian	g	0-0	0-0	0-0	0	0	0	0	0	0	0	1	3
30	FALVEY, Jill	g	0-0	0-0	0-0	0	0	0	0	1	0	0	0	2
32	ZEZZA, Courtney	g	3-6	1-2	4-4	2	2	4	0	11	0	3	2	20
33	SMITH, Cydney	g	2-3	1-2	0-0	0	2	2	4	5	0	1	0	13
50	BETHEL, Samiah	g	2-5	0-1	2-2	0	4	4	5	6	1	3	1	19
Team					2	0	2							
Totals			29-69	14-34	19-21	11	24	35	22	91	22	23	4	200

1st - FG %:	12-20	60.0%	2nd:	4-12	33.3%	3rd:	6-19	31.6%	4th:	7-18	38.9%	Game:	29-69	42.0%	Deadball	
3FG %:	8-15	53.3%		3-6	50.0%		2-7	28.6%		1-6	16.7%		14-34	41.2%		
FT %:	4-4	100.0%		8-10	80.0%		4-4	100.0%		3-3	100.0%		19-21	90.5%		

**Marquette 104 • 2-0**

#	Player	Total		3-Ptr		Rebounds		PF	TP	A	TO	Blk	Stl	Min
		FG-FGA	FG-FGA	FT-FTA	Off Def Tot	PF	TP							
12	DAVENPORT, Erika	f	10-16	0-0	3-4	5	6	11	3	23	3	1	0	29
03	YENTZ, McKayla	g	4-10	1-6	1-1	0	3	3	5	10	3	0	0	21
05	HIEDEMAN, Natisha	g	2-12	1-7	7-8	3	5	8	2	12	4	3	1	45
11	BLOCKTON, Allazia	g	10-15	0-0	4-6	5	5	10	2	24	7	3	0	36
15	WILBORN, Amani	g	8-13	0-0	4-4	1	5	6	3	20	2	6	0	1
01	KING, Danielle	g	4-10	1-3	0-0	1	1	2	2	9	7	3	0	34
04	DAHLING, Sandra	g	1-1	0-0	0-0	0	0	0	2	2	0	0	0	1
13	MOSKARL, Olivia	g	0-0	0-0	0-0	0	0	0	0	0	0	0	0	1
20	ANDERSON, Altia	g	0-0	0-0	0-0	1	0	1	1	0	0	0	0	1
31	VALENTINE, Shantelle	g	1-4	0-0	2-4	1	1	2	1	4	0	0	1	12
Team					1	2	3							
Totals			40-81	3-16	21-27	18	28	46	21	104	26	16	1	200

1st - FG %:	10-19	52.6%	2nd:	10-23	43.5%	3rd:	12-22	54.5%	4th:	8-17	47.1%	Game:	40-81	49.4%	Deadball	
3FG %:	1-3	33.3%		1-5	20.0%		1-4	25.0%		3-16	18.8%		21-27	77.8%		
FT %:	6-6	100.0%		3-4	75.0%		6-8	75.0%		6-9	66.7%		21-27	77.8%		

Officials: Bryan Brunette, Tiara Cruise, Zac Brost  
Technical fouls: Saint Francis-None. Marquette-None.  
Attendance: 841

Score by periods	1st	2nd	3rd	4th	Total
Saint Francis	36	19	18	18	91
Marquette	27	24	31	22	104

Last FG - SFUW 4th-00:01, MU 4th-00:10.  
Largest lead - SFUW by 12 2nd-09:41, MU by 18 4th-07:44.  
SFUW led for 20:03. SFUW led for 15:40. Game was tied for 04:17.

Score tied - 8 times.  
Lead changed - 11 times.



Game #1 | Nov. 13, 2016  
Saint Francis-103  
Wisconsin-100  
Kohl Center | Madison, Wis.

**Official Basketball Box Score -- Game Totals -- Final Statistics**  
**Saint Francis vs Wisconsin**  
**11/13/16 4:05 pm at Kohl Center, Madison, Wis.**

**Saint Francis 103 • 1-0**

Game Totals 205 - 110														
#	Player	Total	3-Ptr		Rebounds		PF	TP	A	TO	Blk	Stl	Min	
		FG-FGA	FG-FGA	FT-FTA	Off	Def								Tot
34	HARRISON, Ace	f	6-9	0-2	1-2	3	6	9	5	13	1	2	0	22
05	REESE, Katie	g	9-16	4-7	5-6	0	2	2	1	27	7	1	0	1
15	WYNN, Maya	g	4-13	4-12	0-0	4	2	6	5	12	2	2	0	3
23	KOVATCH, Jessica	g	9-20	4-11	7-9	0	1	1	2	29	0	4	0	1
44	ADAMS, Halee	g	1-6	1-5	0-0	2	3	5	3	3	0	0	0	2
14	ALLISON, Taylor	g	1-1	1-1	0-0	0	0	0	2	3	0	1	0	7
32	ZEZZA, Courtney	g	2-8	0-3	1-3	2	4	6	4	5	1	2	4	1
33	SMITH, Cydney	g	2-4	1-2	0-0	1	4	5	5	5	1	2	1	0
50	BETHEL, Samiah	g	2-5	0-1	2-4	3	3	6	3	6	3	5	0	2
	Team					0	2	2			1			
Totals			36-82	15-44	16-24	15	27	42	30	103	18	20	5	111
Game: 36-82 43.3% 34.1% 66.7% 34.1% 34.1% 34.1% 34.1% 34.1% 34.1% 34.1% 34.1% 34.1% 34.1% 34.1%														
1st - FG %:		6-24	25.0%	2nd: 11-20		55.0%	3rd: 11-23		47.8%	4th: 8-15		53.3%	Game: 36-82 43.3%	
3FG %:		15	20.0%	5-9		55.6%	6-7		85.7%	16-34		47.1%	34.1%	
FT %:		2-4	50.0%	6-8		75.0%	2-4		50.0%	8-15		53.3%	66.7%	
Rebounds														

# SAINT FRANCIS



Game #4 | Nov. 22, 2016  
Canisius-74  
Saint Francis-95  
DeGol Arena | Loretto, Pa.

## Official Basketball Box Score -- Game Totals -- Final Statistics CAN vs SFU 11/22/16 11 am at Loretto, PA (DeGol Arena)

### CAN 74 • 1-3

#	Player	Total		3-Ptr		Rebounds		PF	TP	A	TO	Blk	Stl	Min		
		FG	FGA	FT	FTA	Off	Def									
14	Hinniksdottir, Sara	f	8-17	1-4	3-4	2	3	5	2	20	5	4	3	35		
04	Sweny, Anna	g	1-6	0-3	0-1	1	2	3	2	2	0	4	0	26		
10	Halfdanardottir, M.	g	1-2	0-1	4-6	0	2	2	2	6	2	3	0	27		
15	D'Hont, Lauren	g	8-16	1-4	7-9	4	3	7	2	24	2	1	0	37		
32	Serrette, Saliah	g	4-8	0-1	3-4	0	0	0	1	11	2	2	0	27		
22	Miskovic, Tamara	g	3-3	2-2	0-0	0	4	4	1	8	3	2	0	19		
23	Cooley, Sarah	g	0-5	0-4	0-2	0	1	1	0	0	2	0	0	19		
31	Weber, Emily	g	1-7	1-4	0-0	0	3	3	1	3	0	0	0	20		
Team						1	5	6								
Totals			26-64	5-23	17-26	8	23	31	11	74	16	16	3	200		
1st - FG %:		5-13	38.5%	2nd:	9-21	42.9%	3rd:	5-17	29.4%	4th:	7-13	53.8%	Game:	26-64	40.6%	Deadball
3FG %:		2-3	66.7%		2-11	18.2%		0-5	0.0%		1-4	25.0%		5-23	21.7%	Rebounds
FT %:		8-12	66.7%		3-4	75.0%		2-3	66.7%		4-7	57.1%		17-26	65.4%	7

### SFU 95 • 2-2

#	Player	Total		3-Ptr		Rebounds		PF	TP	A	TO	Blk	Stl	Min
		FG	FGA	FT	FTA	Off	Def							
34	HARRISON, Ace	f	4-7	0-0	4-4	4	10	14	4	12	4	3	3	24
44	ADAMS, Halee	f	1-5	0-4	0-0	1	3	4	3	2	1	1	0	21
05	REESE, Katie	g	7-11	4-6	0-0	1	1	2	4	18	4	4	0	23
15	WYNN, Maya	g	9-14	5-9	0-0	1	1	2	2	23	2	1	0	30
23	KOVATCH, Jessica	g	7-19	1-8	0-0	2	3	5	2	15	3	0	1	26
14	ALLISON, Taylor	g	0-0	0-0	0-0	0	1	1	0	0	2	1	0	11
20	CARROLL, Caitlin	g	1-1	0-0	0-0	0	0	0	0	2	0	0	0	3
22	SCOTT, Jillian	g	0-0	0-0	0-0	0	0	0	1	0	0	0	0	4
30	FALVEY, Jill	g	0-0	0-0	0-0	0	0	0	0	0	0	0	0	3
32	ZEZZA, Courtney	g	5-11	3-6	2-2	2	3	5	3	15	1	1	2	0
33	SMITH, Cydney	g	3-8	0-1	0-0	2	2	4	1	6	1	1	3	0
50	BETHEL, Samiah	g	1-1	0-0	0-0	0	5	5	3	2	1	4	0	20
Team						1	3	4						
Totals			38-77	13-34	6-6	14	32	46	23	95	19	16	9	200
1st - FG %: 11-21 52.4%      2nd: 6-19 31.6%      3rd: 12-20 60.0%      4th: 9-17 52.9%      Game: 38-77 49.4%      Deadball														
3FG %: 4-10 40.0%      3FG %: 3-10 30.0%      3FG %: 4-8 50.0%      3FG %: 2-6 33.3%      3FG %: 13-34 38.2%      Rebounds														
FT %: 0-0 0.0%      FT %: 2-2 100.0%      FT %: 0-0 0.0%      FT %: 4-4 100.0%      FT %: 6-6 100.0%      2														

Officials:  
Technical fouls: CAN-None. SFU-None.  
Attendance: 651  
Education day

Score by periods	1st	2nd	3rd	4th	Total
CAN	20	23	12	19	74
SFU	26	17	28	24	95



Game #6 | Dec 3, 2016  
Saint Francis  
Youngstown State  
Beeghly Center | Youngstown Ohio



Game #5 | Nov. 28, 2016  
Cornell-78  
Saint Francis-72  
DeGol Arena | Loretto, Pa.

## Official Basketball Box Score -- Game Totals -- Final Statistics CORNELL vs SFU 11/28/16 7pm at Loretto, PA (DeGol Arena)

### CORNELL 78 • 5-2

#	Player	Total		3-Ptr		Rebounds		PF	TP	A	TO	Blk	Stl	Min		
		FG	FGA	FT	FTA	Off	Def									
24	Marshall, Nia	f	5-12	0-0	5-7	2	4	6	2	15	2	4	0	32		
32	Aston, Nicholle	f	1-5	0-0	1-1	3	3	6	3	3	1	2	0	24		
22	Moran, Kerri	g	6-10	1-3	1-2	1	5	6	2	14	7	4	0	37		
34	Hatch, Marie	g	3-11	0-2	1-2	4	1	5	2	7	2	2	0	32		
44	LeDuc, Megan	g	5-12	2-5	4-4	0	5	5	1	16	5	6	0	34		
04	Jorgenson, Danielle	g	4-8	0-1	0-0	2	1	3	4	8	0	1	1	0		
12	Widmann, Samantha	g	5-8	0-0	1-2	3	1	4	4	11	1	2	0	27		
13	Shelquist, Caroline	g	1-2	0-1	0-0	0	0	0	1	2	0	0	0	4		
35	Reed, Maddy	g	1-1	0-0	0-0	0	0	0	2	2	0	0	0	6		
Team						2	5	7								
Totals			31-69	3-12	13-18	17	25	42	21	78	18	21	1	200		
1st - FG %:		10-22	45.5%	2nd:	5-18	27.8%	3rd:	5-13	38.5%	4th:	11-16	68.8%	Game:	31-69	44.9%	Deadball
3FG %:		2-6	33.3%		0-2	0.0%		1-3	33.3%		0-1	0.0%		3-12	25.0%	Rebounds
FT %:		0-2	0.0%		0-0	0.0%		6-8	75.0%		7-8	87.5%		13-18	72.2%	4

### SFU 72 • 2-3

#	Player	Total		3-Ptr		Rebounds		PF	TP	A	TO	Blk	Stl	Min		
		FG	FGA	FT	FTA	Off	Def									
15	WYNN, Maya	f	4-8	1-5	0-0	0	2	2	1	9	3	2	0	27		
32	ZEZZA, Courtney	f	1-2	1-1	0-0	0	0	0	1	3	0	2	3	0		
04	HARRISON, Ace	f	7-11	0-1	4-6	0	9	9	4	18	4	4	1	35		
05	REESE, Katie	g	1-6	0-2	0-1	0	1	1	1	2	5	6	0	29		
23	KOVATCH, Jessica	g	8-15	5-11	4-6	2	1	3	4	25	2	6	1	32		
14	ALLISON, Taylor	g	0-1	0-1	0-0	0	1	1	2	0	0	0	0	12		
20	CARROLL, Caitlin	g	0-0	0-0	0-0	0	0	0	0	0	0	1	0	2		
22	SCOTT, Jillian	g	0-3	0-2	0-0	1	1	2	2	0	0	0	0	7		
30	FALVEY, Jill	g	0-0	0-0	0-0	0	0	0	0	0	0	0	0	2		
33	SMITH, Cydney	g	1-2	0-0	2-2	0	1	1	2	4	0	1	2	0		
50	BETHEL, Samiah	g	4-6	0-0	3-3	1	3	4	2	11	1	1	0	22		
Team						1	3	4								
Totals			26-54	7-23	13-18	5	22	27	19	72	15	23	7	200		
1st - FG %:		2-11	18.2%	2nd:	4-11	36.4%	3rd:	8-17	47.1%	4th:	12-15	80.0%	Game:	26-54	48.1%	Deadball
3FG %:		1-5	20.0%		1-6	16.7%		2-7	28.6%		3-5	60.0%		7-23	30.4%	Rebounds
FT %:		0-0	0.0%		5-6	83.3%		1-1	100.0%		7-11	63.6%		13-18	72.2%	3

Officials: Frank Steratore, Michael Schmidt, Cara Seggie  
Technical fouls: CORNELL-None. SFU-None.  
Attendance: 406

Score by periods	1st	2nd	3rd	4th	Total
CORNELL	22	10	17	29	78
SFU	5	14	19	34	72

Last FG - COR 4th-01:11, SFU 4th-00:04.  
Largest lead - COR by 17 1st-00:36, SFU by 3 1st-08:49.  
COR led for 37:06, SFU led for 01:43, Game was tied for 01:11.



Game #7 | Dec. 12, 2016  
Saint Francis  
Coastal Carolina  
HTC Center | Conway, S.C.



**THE STAT CREW SYSTEM**  
**SFU Combined Team Statistics (as of Nov 29, 2016)**  
**All games**

<b>RECORD:</b>	<b>OVERALL</b>	<b>HOME</b>	<b>AWAY</b>	<b>NEUTRAL</b>
ALL GAMES	2-3	1-2	1-1	0-0
CONFERENCE	0-0	0-0	0-0	0-0
NON-CONFERENCE	2-3	1-2	1-1	0-0

#	Player	gp-gs	min	avg	Total		3-Point		F-Throw		Rebounds				pf		a	to	blk	stl	pts	avg
					fg-fga	fg%	3fg-fga	3fg%	ft-fa	ft%	off	def	tot	avg	off	def						
05	REESE, Katie	5-5	131	26.2	27-56	.482	14-25	.560	9-11	.818	2	7	9	1.8	7	0	23	22	0	6	77	15.4
14	ALLISON, Taylor	5-0	41	8.2	1-2	.500	1-2	.500	0-0	.000	0	3	3	0.6	6	0	2	3	0	2	3	0.6
15	WYNN, Maya	5-5	147	29.4	23-55	.418	14-40	.350	0-2	.000	7	7	14	2.8	12	1	10	9	0	4	60	12.0
20	CARROLL, Caitlin	4-0	12	3.0	1-2	.500	0-0	.000	0-0	.000	1	2	3	0.8	0	0	0	4	0	0	2	0.5
22	SCOTT, Jillian	4-0	18	4.5	0-3	.000	0-2	.000	0-0	.000	1	1	2	0.5	4	0	0	0	0	2	0	0.0
23	KOVATCH, Jessica	5-5	149	29.8	34-81	.420	14-46	.304	19-23	.826	7	7	14	2.8	13	0	6	13	4	10	101	20.2
30	Jill Falvey	4-0	11	2.8	0-0	.000	0-0	.000	0-0	.000	0	0	0	0.0	0	0	1	0	0	0	0	0.0
32	ZEZZA, Courtney	5-1	96	19.2	12-32	.375	5-14	.357	7-9	.778	6	9	15	3.0	12	0	2	9	17	3	36	7.2
33	SMITH, Cydney	5-0	69	13.8	9-20	.450	2-6	.333	2-2	1.000	3	10	13	2.6	15	1	2	7	7	0	22	4.4
34	HARRISON, Ace	5-5	135	27.0	32-57	.561	1-7	.143	21-25	.840	10	40	50	10.0	21	1	20	14	6	22	86	17.2
44	ADAMS, Halee	4-4	87	21.8	8-25	.320	4-17	.235	2-2	1.000	7	12	19	4.8	15	1	10	2	1	4	22	5.5
50	BETHEL, Samiah	5-0	102	20.4	10-20	.500	0-2	.000	9-11	.818	5	17	22	4.4	14	1	6	16	1	6	29	5.8
Team											6	12	18					2				
Total.....		5	998		157-353	.445	55-161	.342	69-85	.812	55	127	182	36.4	119	5	82	101	36	59	438	87.6
Opponents.....		5	999		162-369	.439	21-88	.239	95-132	.720	88	143	231	46.2	89	-	87	105	7	57	440	88.0

<b>TEAM STATISTICS</b>	<b>SFU</b>	<b>OPP</b>	<b>Date</b>	<b>Opponent</b>	<b>Score</b>	<b>Att.</b>
SCORING	438	440	11/13/16	at Wisconsin	W 103-100	3013
Points per game	87.6	88.0	11/15/16	at Marquette	L 91-104	841
Scoring margin	-0.4	-	11/19/16	COL	L 77-84	505
FIELD GOALS-ATT	157-353	162-369	11/22/16	CAN	W 95-74	651
Field goal pct	.445	.439	11/28/16	CORNELL	L 72-78	406
3 POINT FG-ATT	55-161	21-88	* - Conference game			
3-point FG pct	.342	.239				
3-pt FG made per game	11.0	4.2				
FREE THROWS-ATT	69-85	95-132				
Free throw pct	.812	.720				
F-Throws made per game	13.8	19.0				
REBOUNDS	182	231				
Rebounds per game	36.4	46.2				
Rebounding margin	-9.8	-				
ASSISTS	82	87				
Assists per game	16.4	17.4				
TURNOVERS	101	105				
Turnovers per game	20.2	21.0				
Turnover margin	+0.8	-				
Assist/turnover ratio	0.8	0.8				
STEALS	59	57				
Steals per game	11.8	11.4				
BLOCKS	36	7				
Blocks per game	7.2	1.4				
ATTENDANCE	1562	3854				
Home games-Avg/Game	3-521	2-1927				
Neutral site-Avg/Game	-	0-0				

<b>Score by Periods</b>	<b>1st</b>	<b>2nd</b>	<b>3rd</b>	<b>4th</b>	<b>Totals</b>
SFU	105	108	108	117	438
Opponents	106	101	123	110	440

# SAINT FRANCIS

## INDIVIDUAL GAME RECORDS

### POINTS

1. 47	Alli Williams vs. Wagner	March 3, 2014
^47	Alli Williams vs. Sacred Heart	March 9, 2014
3. *46	Jess Zinobile vs. LIU Brooklyn	March 4, 2000
4. ^43	Alexa Hayward vs. Sacred Heart	March 9, 2014
5. ^40	Beth Swink vs. St. Francis Brooklyn	March 5, 2005
40	Bonnie Kleinschuter vs. Carlow	1976-77
7. 39	Jess Zinobile at UMBC	Jan. 13, 2000
39	Lois Langenegger vs. LaRoche	1974-75
9. 38	Erin Murphy vs. St. Francis Brooklyn	Jan. 25, 1992
38	Colleen Joyce vs. Marshall	Dec. 20, 1993
38	Colleen Joyce vs. Robert Morris	March 3, 1994

### REBOUNDS

1. 24	Jess Zinobile at Fairleigh Dickinson	Jan. 5, 1998
24	Colleen Curley vs. Carlow	1980-81
24	Colleen Curley vs. Pitt-Johnstown	1978-79
24	Colleen Curley vs. Washington & Jefferson	1979-80
5. 23	Cheril Meier vs. Carnegie Mellon	1983-84
6. 22	Jess Zinobile at UMBC	Jan. 13, 2000
22	Jess Zinobile at LIU Brooklyn	Feb. 12, 1998
8. 21	Jess Zinobile at Fairleigh Dickinson	Feb. 5, 2000

### ASSISTS

1. 16	Karen Hewitt vs. St. Francis Brooklyn	Jan. 10, 2004
2. 15	Maureen Logan at Dayton	Dec. 20, 1992
15	Brittany Lilley vs. Kent State	Dec. 4, 2010
15	Alexa Hayward vs. Buffalo	Nov. 18, 2014
5. 14	Mary Ann Wilwohl vs. LIU Brooklyn	Feb. 22, 1986
14	Jess Zinobile at Bucknell	Dec. 19, 1999

### STEALS

1. 12	Alli Williams vs. Quinnipiac	Feb. 27, 2012
2. 10	Maureen Logan vs. Duquesne	Nov. 28, 1989
3. 9	Alli Williams at Fairleigh Dickinson	Jan. 12, 2013
9	<b>Aisha Brock vs. Mount Saint Mary's</b>	<b>Mar. 2, 2015</b>
4. 8	Maureen Logan vs. Navy	Dec. 1, 1992
8	Maureen Logan vs. Robert Morris	Jan. 9, 1990
8	Diane Carey vs. Indiana (Pa.)	Feb. 2, 1985
8	Gale Rhodes vs. Juniata	Jan. 12, 1984
8	Tonjee Ward vs. Central Conn. St.	Jan. 24, 2002
8	Tonjee Ward vs. Monmouth	Feb. 23, 2002
8	<b>Jessica Kovatch at Columbia</b>	<b>Dec 1, 2015</b>
8	<b>Ace Harrison Vs Columbia</b>	<b>Nov. 19, 2016</b>

### BLOCKS

1. 9	Cheril Meier at Washington & Jefferson	Feb. 16, 1984
2. 8	Vesna Drazetic at Monmouth	Jan. 12, 1991
8	Cheril Meier vs. Delaware State	Jan. 29, 1985
8	Cheril Meier at Wagner	Feb. 25, 1985
8	Cheril Meier vs. Carlow	Feb. 23, 1984

### FIELD GOALS ATTEMPTED

1. 35	Alexa Hayward vs. Sacred Heart	Jan. 17, 2015
2. 34	Alexa Hayward at Ohio State	Nov. 16, 2014
3. 32	Alexa Hayward vs. Buffalo	Nov. 18, 2014
4. 31	Alexa Hayward vs. East Tennessee State	Nov. 21, 2014
5. 30	Alexa Hayward at Pittsburgh	Dec. 28, 2014
30	Alexa Hayward at Sacred Heart	Jan. 10, 2015
30	Alexa Hayward vs. Mount St. Mary's	March 2, 2015
8. 29	Alexa Hayward vs. St. Francis Brooklyn	Jan. 19, 2015
29	Alexa Hayward at St. Francis Brooklyn	Feb. 21, 2015
10. 27	Mary Markey at Rider	Feb. 24, 1997
27	Colleen Joyce vs. Wagner	Jan. 6, 1994

### FIELD GOALS MADE

1. 15	Jess Zinobile at Monmouth	Feb. 22, 1999
15	Colleen Joyce vs. Marshall	Dec. 20, 1993
15	Alli Williams vs. Wagner	March 3, 2014
15	Alexa Hayward vs. Mount St. Mary's	March 2, 2015
5. 14	Beth Swink vs. Mount St. Mary's	Feb. 2, 2005
^14	Jess Zinobile vs. LIU Brooklyn	March 4, 2000
14	Colleen Joyce vs. Penn State	Nov. 27, 1995
14	Sue Leberfinger at LIU Brooklyn	Feb. 21, 1987

### THREE-POINT FIELD GOALS ATTEMPTED

1. 19	Alexa Hayward at #14 Tennessee	Dec. 3, 2014
19	Alexa Hayward vs. George Mason	Dec. 6, 2014
3. 18	Alexa Hayward at Ohio State	Nov. 16, 2014
4. ^17	Allison Daly vs. Robert Morris	March 7, 2010
5. 16	Sami Allison at Robert Morris	Dec. 1, 2001
6. 15	Alexa Hayward at Coastal Carolina	Dec. 21, 2014
15	Alexa Hayward vs. Mount St. Mary's	March 2, 2015
6. 15	<b>Jessica Kovatch at FDU</b>	<b>Feb. 1, 2016</b>

### THREE-POINT FIELD GOALS MADE

1. 8	Sami Allison vs. Miami (Ohio)	Dec. 21, 2001
^8	Allison Daly vs. Robert Morris	March 7, 2010
8	Kelley Doogan vs. Fairleigh Dickinson	Feb. 25, 2013
8	<b>Jessica Kovatch at Canisius</b>	<b>Nov. 21, 2015</b>
4. 7	Stacy Alexander vs. LIU Brooklyn	Jan. 29, 1996
7	Sami Allison vs. UMBC	Jan. 9, 2003
7	Tonjee Ward vs. Delaware	Dec. 20, 2000
7	Alexa Hayward vs. Robert Morris	Jan. 28, 2013
7	Alexa Hayward vs. Fairleigh Dickinson	Jan. 11, 2014
7	Alexa Hayward at Coastal Carolina	Dec. 21, 2014
7	Alexa Hayward vs. Mount St. Mary's	March 2, 2015

### FREE THROWS ATTEMPTED

1. 25	Alli Williams at Wagner	Feb. 1, 2014
2. 23	Jess Zinobile vs. Cornell	Nov. 21, 1999
3. 21	Alli Williams at Central Conn. St.	Jan. 6, 2014
^21	Alli Williams vs. Sacred Heart	March 9, 2014
5. 19	Alli Williams vs. Central Conn. St.	Feb. 20, 2012

### FREE THROWS MADE

1. 22	Jess Zinobile vs. Cornell	Nov. 21, 1999
2. 19	Alli Williams at Wagner	Feb. 1, 2014
3. 16	Jess Zinobile vs. James Madison	Dec. 11, 1999
16	Jess Zinobile vs. Robert Morris	Feb. 20, 1999
5. ^15	Jess Zinobile vs. LIU Brooklyn	March 4, 2000
15	Jess Zinobile vs. Quinnipiac	Jan. 16, 1999
15	Alli Williams vs. Central Conn. St.	Feb. 20, 2012
^15	Alli Williams vs. Sacred Heart	March 9, 2014

\* - NEC Championship Game

^ - NEC Tournament Game

\$ - NCAA Tournament Game#

- Scored school-record 35 points in one half



# SAINT FRANCIS

## SFU Single Game Records

### Most Points Scored

1.	132	vs. Sacred Heart (20T)	03/09/14
2.	111	vs. Fairleigh Dickinson	01/11/14
3.	110	at Fairleigh Dickinson	01/25/14
4.	109	vs. St. Francis Brooklyn	01/25/92
5.	106	at Central Conn. St.	01/06/14
5.	<b>106</b>	<b>vs Coastal Carolina</b>	<b>11/18/15</b>

### Fewest Points Scored

1.	19	vs. Slippery Rock	03/05/69
2.	21	vs. Seton Hill	01/24/74
3.	23	vs. Duquesne	02/23/74
	23	vs. Duquesne	02/17/73
5.	24	vs. Juniata	02/08/72
	24	vs. Shippensburg	01/25/69

### Most Points by an Opponent

1.	128	Notre Dame	12/31/12
2.	124	Sacred Heart	03/09/14
3.	122	Florida	12/20/15
4.	117	Penn State	11/8/13
5.	116	Virginia	11/27/00

### Fewest Points by an Opponent

1.	15	Juniata	02/22/69
2.	16	LaRoche	02/22/75
	16	Duquesne	01/28/73
	16	Duquesne	02/15/71
	16	Juniata	02/07/70

### Largest Margin of Victory

1.	59	LaRoche (75-16)	02/22/76
2.	57	Carlow (87-30)	01/19/77
3.	55	St. Francis Brooklyn (92-37)	01/19/89
4.	53	Carlow (75-23)	02/04/78

### Largest Margin of Defeat

1.	73	Notre Dame (128-55)	12/31/12
2.	72	Pitt-Johnstown (102-30)	01/19/78
3.	67	at #14 Tennessee (111-44)	12/3/14
4.	62	Colorado (114-52)	11/28/95
5.	60	South Carolina (93-33)	11/09/07

### Most FGs Attempted

1.	102	at Ohio State	11/16/14
2.	92	at Fairleigh Dickinson	01/25/14
3.	92	vs. Sacred Heart	03/09/14
4.	90	vs. Buffalo	11/18/14
5.	84	vs. Georgetown	12/08/90

### Fewest FGs Attempted

1.	40	vs. Pittsburgh	11/23/90
	40	at Loyola	02/04/89
	40	at Cincinnati	11/19/05
4.	41	at West Virginia	12/30/06
5.	43	at Virginia	12/21/04
	43	at Robert Morris	02/20/05
	43	vs. Robert Morris	03/12/05

### Highest FG%

1.	67	vs. Robert Morris	01/26/04
2.	63	vs. Monmouth	01/10/98
3.	61	at Miami (Ohio)	12/18/02
4.	60	at LIU Brooklyn	02/21/87
5.	59	vs. Quinnipiac	02/28/04
	59	at Bucknell	12/19/99
	59	vs. Juniata	02/10/86

### Lowest FG%

1.	21.0	at George Mason	11/20/00
2.	22.0	at North Carolina	11/21/03
3.	23.0	vs. Texas Tech (Cancun, Mexico)	11/28/97
	23.0	vs. Monmouth	02/28/87
5.	23.4	at George Mason	11/21/13

### Most 3FGs Attempted

1.	51	at FDU	2/1/16
2.	47	at Ohio State	11/16/14
3.	45	vs. George Mason	12/6/14
4.	<b>44</b>	<b>at Wisconsin</b>	<b>11/13/16</b>
5.	41	at Marshall	12/17/15

### Most 3FGs Made

1.	17	vs Fairleigh Dickinson	1/18/16
1.	17	vs ECU (at Florida)	12/21/15
1.	17	vs Fairleigh Dickinson	2/25/13
3.	15	vs Cornell	11/23/15
3.	<b>15</b>	<b>at Wisconsin</b>	<b>11/13/16</b>

### Most FTs Attempted

1.	62	at Central Conn. St.	01/06/14
2.	46	vs. Monmouth	03/09/95
3.	45	at Central Conn. St.	02/20/12
4.	43	vs. St. Francis Brooklyn	02/19/94
5.	41	at Marist	01/04/96
	41	at Wagner	02/06/12

### Fewest FTs Attempted

1.	0	at Bucknell	01/09/86
2.	2	vs. LIU Brooklyn	02/28/05
3.	3	at Cincinnati	11/28/01
4.	4	Six times	

### Highest FT% [min. 10 attempts]

1.	100.0	at Mount St. Mary's	02/24/05
2.	94.0	vs. St. Francis Brooklyn	03/05/05
3.	93.0	Seven times	

### Lowest FT% [min. 10 attempts]

1.	20	at Dayton	02/20/92
2.	30	at East Carolina	01/01/92
3.	32	at Fairleigh Dickinson	01/30/93

### Most Rebounds

1.	66	at Rider	12/01/90
2.	62	at Cleveland State	12/18/91
3.	61	vs. Rider	01/07/95
4.	60	at Fairleigh Dickinson	01/12/95

### Fewest Rebounds

1.	20	at Cincinnati	11/19/05
----	----	---------------	----------

20	at Minnesota	03/19/05
20	at Cincinnati	11/28/01
21	at Oregon	11/11/05
22	at Louisville	12/30/05
22	at Long Island	01/06/05
22	at Xavier	12/31/03
22	vs. George Mason	11/24/91

### Most Assists

1.	35	Fairleigh Dickinson	02/11/95
2.	30	vs. LIU Brooklyn	01/24/98
	30	vs. LIU Brooklyn	01/29/96
	30	vs. Robert Morris	03/03/94
	30	at St. Francis Brooklyn	01/19/02
	30	at Wright State	12/21/12

### Fewest Assists

1.	0	at Ohio	12/19/85
2.	2	at Loyola	12/12/87
3.	4	at Georgetown	12/09/89
	4	at Pittsburgh	11/15/11
	<b>4</b>	<b>vs. CCSU</b>	<b>2/6/16</b>
4.	5	at South Carolina	11/09/07
	5	at Oregon	11/11/05
	5	at Alabama	03/14/97
	5	at Fairleigh Dickinson	01/30/93

### Most Steals

1.	23	vs. Mount St. Mary's	3/2/15
2.	22	vs. Marist	01/31/88
3.	21	vs. Wagner	02/09/04
	21	vs. Robert Morris	01/09/90
	21	vs. Monmouth	02/23/13

### Fewest Steals

1.	1	vs. LIU Brooklyn	01/16/06
	1	at Delaware	12/29/99
3.	2	Seven times	

### Most Blocks

1.	12	vs LIU Brooklyn	2/20/16
2.	<b>11</b>	<b>vs. Columbia</b>	<b>11/19/16</b>
	11	vs. Robert Morris	02/15/97
3.	<b>9</b>	<b>vs Canisius</b>	<b>11/22/16</b>
	9	vs. William & Mary	12/21/98
	9	vs. Monmouth	02/15/97
5.	8	vs. Robert Morris	12/09/00
	8	at Monmouth	01/18/97
	8	vs. Maryland Eastern Shore	11/29/96
	8	at St. Francis Brooklyn	02/24/96

### Most Turnovers

1.	43	at Florida	12/17/13
2.	41	vs. Pittsburgh	11/23/90
	41	at Cleveland State	12/18/91
3.	40	at Florida	12/20/15
4.	36	at St. Francis Brooklyn	02/29/92
	36	at Virginia	12/19/90
	36	at Rider	12/01/90

### Fewest Turnovers

1.	4	vs. Wagner	03/03/14
2.	7	at Sacred Heart	02/17/05
	7	at Iowa State	03/17/00



# THE LAST TIME...

## SFU (TEAM)

### Scored 100 or more:

103 at Wisconsin (11/13/16)

### Scored 90 or more:

95 Vs Canisius (11/22/16)

### Scored 80 or more:

83 vs Central Connecticut (3/6/16)

### Scored 70 or more:

72 vs Cornell (11/28/16)

### Scored 49 or less:

43 at Robert Morris (2/29/16)

### Scored 39 or less:

38, at Duquesne (12/5/12)

### Shot 50 percent or better:

50, at Fairleigh Dickinson (02/25/13)

### Shot 50 percent or better in each half:

62/51, at Wright State (12/21/12)

### Shot 35 percent or worse:

27, at Robert Morris (2/29/16)

### Shot 30 percent or worse:

27, at Robert Morris (2/29/16)

### Made 35 or more field goals:

38, Vs Canisius (11/22/16)

### Made 20 or more free throws:

27, vs Robert Morris (1/30/16)

### Attempted 35 or more free throws:

35, vs Robert Morris (1/30/16)

### Shot 50 percent or better from 3-point:

50.0 (12-24), at Florida (12/17/13)

### Made 10 or more from 3-point:

14 at Marquette (11/15/16)

### Had 50 or more rebounds:

54, at Wagner (2/15/16)

### Had 15 or more offensive rebounds:

27 at Wagner (2/15/16)

### Had 20 or more assists:

22, at Marquette (11/15/16)

### Had 10 or more steals:

16, vs Cornell (11/28/16)

### Had 8 or more blocked shots:

9 Vs Canisius (11/22/16)

### Won five or more consecutive games:

5 (2/8/16-2/22/16)

### Lost five or more consecutive games:

5 (1/10/15-1/24/15)

### Defeated a power conference team:

103-100, at Wisconsin (11/13/16)

### Played in overtime:

L, 74-64 at Mount Saint Mary's (1/24/15)

### Played in double overtime or later:

W, 132-124 2 OT vs Sacred Heart (3/9/14)

### Won when trailing at halftime:

87-74 at Wagner (2/15/16)

### Won when trailing by 10 points or more:

103-100, at Wisconsin (11/13/16), down 19-9

## OPPONENT (TEAM)

### Scored 100 or more:

104, at Marquette (11/15/16)

### Scored 90 or more:

91 at Ohio (12/6/15)

### Scored 80 or more:

84, Columbia(11/19/16)

### Scored 70 or more:

78,vs Cornell (11/28/16)

### Scored 49 or less:

48, by Central Connecticut (2/16/15)

### Shot 60 percent or better:

61.8, at Notre Dame (12/31/12)

### Shot 50 percent or better:

51,at Sacred Heart (2/27/16)

### Shot 50 percent or better in each half:

57/53 vs ECU at Florida (12/21/15)

### Shot 35 percent or worse:

33.0, vs. Coastal Carolina (11/18/15)

### Shot 30 percent or worse:

28.8,vs Wagner (1/26/13)

### Made 35 or more field goals:

40, at Marquette (11/15/16)

### Made 25 or more free throws:

28, at Robert Morris (2/28/15)

### Attempted 35 or more free throws:

36, at Wisconsin (11/13/16)

### Shot 50 percent or better from 3-point:

53, vs ECU at Florida (12/21/15)

### Made 10 or more from 3-point:

10, Sacred Heart (2/27/16)

### Had 50 or more rebounds:

51 vs Columbia(11/19/16)

### Had 15 or more offensive rebounds:

17, vs Cornell (11/28/16)

### Had 20 or more assists:

26, at Marquette (11/15/16)

### Had 10 or more steals:

13, vs Cornell (11/28/16)

### Had 10 or more blocked shots:

10, at Robert Morris (2/11/13)

## INDIVIDUAL

### SFU (PLAYER)

#### Scored 30 or more:

30, Jessica Kovatch at LIU Brooklyn(1/9/16)

#### Scored 25 or more:

25, Jessica Kovatch vs Cornell (11/28/16)

#### Scored 20 or more:

23, Maya Wynn, Vs Canisius (11/22/16)

#### Made 10 or more field goals:

10, Ace Harrison vs Columbia(11/19/16)

#### Made 10 or more free throws:

12, Jessica Kovatch vs RMU (1/30/16)

#### Made 5 or more from 3-point:

5, Jessica Kovatch vs Cornell (11/28/16)

#### Had 20 or more rebounds:

21 Jess Zinoble at FDU (2/5/2000)

#### Had 15 or more rebounds:

15, Brielle Ward at FDU (02/01/16)

#### Had 10 or more rebounds:

14, Ace Harrison, Vs Canisius (11/22/16)

#### Had 10 or more assists:

10,Alexa Heyward at Mt St. Marys (01/24/15 )

#### Had 5 or more steals:

6, Ace Harrison vs Cornell (11/28/16)

#### Had 5 or more blocked shots:

6, Courtney Zezza Vs Columbia (11/19/16)

## OPPONENT (PLAYER)

#### Scored 30 or more:

31, Cayla McMorris Wisconsin (11/13/16)

#### Scored 25 or more:

28, Hannah Kimmel, SHU (2/27/16)

#### Scored 20 or more:

24,Lauren D'Hont, Canisius (11/22/16)

#### Made 10 or more field goals:

10, Two Players at Marquette (11/15/16)

#### Made 10 or more free throws:

14, Leah Fechko, SFBK (2/22/16)

#### Made 5 or more from 3-point:

5, Hannah Kimmel, SHU (2/27/16)

#### Had 15 or more rebounds:

17 Camille Zimmerman Columbia(11/19/16)

#### Had 10 or more rebounds:

11 Erika Davenport, at Marquette (11/15/16)

#### Had 10 or more assists:

12,Linda Stepney at West Virginia (12/29/14)

#### Had 5 or more steals:

5, Aleah Epps, Central Connecticut (3/6/16)

#### Had 5 or more blocked shots:

8,Alexa Hart at Ohio State (11/16/14)



## NCAA Statistics

## Saint Francis (PA) - 2016-17 Women's Basketball Ranking Summary thru games 11/28/2016

Statistic	National Rank	Conference Rank	Value	National Leader	Value	Conference Leader	Value
Assist Turnover Ratio (344 ranked)	167	2	0.81	Pittsburgh	1.92	Sacred Heart	0.96
Assists (344 ranked)	119	2	82	Baylor	183	Robert Morris	92
Assists Per Game (343 ranked)	58	1	16.4	Baylor	22.9	Saint Francis (PA)	16.4
Blocked Shots (343 ranked)	17	1	36	Baylor	62	Saint Francis (PA)	36
Blocked Shots Per Game (344 ranked)	8	1	7.2	Northwestern Utah	8.0	Saint Francis (PA)	7.2
Defensive Rebounds per Game (30 ranked)				New Mexico	36		
Fewest Fouls (344 ranked)	256	8	119	Akron	45	Bryant	79
Fewest Turnovers (344 ranked)	210	4	101	Oregon St.	45	Sacred Heart	68
Field-Goal Percentage (344 ranked)	60	1	44.5	Maryland	52.1	Saint Francis (PA)	44.5
Field-Goal Percentage Defense (344 ranked)	302	9	43.9	Kansas St.	28.1	Sacred Heart	38.2
Free Throw Attempts (344 ranked)	249	6	85	Baylor	218	Central Conn. St.	127
Free Throws Made (344 ranked)	165	3	69	Baylor	142	Central Conn. St.	91
Free-Throw Percentage (344 ranked)	8	1	81.2	Providence	86.1	Saint Francis (PA)	81.2
Offensive Rebounds per Game (29 ranked)				Jackson St.	20	Fairleigh Dickinson	18
Personal Fouls Per Game (344 ranked)	337	10	23.8	Chattanooga	9.9	Bryant	15.8
Rebound Margin (344 ranked)	321	7	-9.8	Baylor	26.1	Bryant	12.4
Rebounds (344 ranked)	269	6	182	Baylor	410	Central Conn. St.	254
Rebounds Per Game (343 ranked)	257	5	36.40	McNeese New Mexico	51.60	Bryant	43.60
Scoring Defense (344 ranked)	344	10	88.0	Alabama	42.6	Bryant	62.0
Scoring Margin (344 ranked)	192	2	-0.4	Maryland	41.3	Bryant	0.2
Scoring Offense (344 ranked)	9	1	87.6	Northern Ill.	97.0	Saint Francis (PA)	87.6
Steals (344 ranked)	59	1	59	Duke	112	Saint Francis (PA)	59
Steals Per Game (344 ranked)	29	1	11.8	Oakland	15.8	Saint Francis (PA)	11.8
Three Pt FG Defense (344 ranked)	20	1	23.9	Southern Ill.	15.4	Saint Francis (PA)	23.9
Three-Point Field Goals Attempted (146 ranked)	19	1	161	FGCU	226	Saint Francis (PA)	161
Three-Point Field Goals Made (344 ranked)	12	1	55	Washington	87	Saint Francis (PA)	55
Three-Point Field Goals Per Game (344 ranked)	4	1	11.0	DePaul	13.5	Saint Francis (PA)	11.0
Three-Point Field-Goal Percentage (344 ranked)	94	3	34.2	Michigan	45.5	Robert Morris	34.5
Turnover Margin (344 ranked)	146	3	0.80	Nicholls St.	11.50	Sacred Heart	2.00
Turnovers Forced (344 ranked)	46	1	21.00	Jackson St.	29.00	Saint Francis (PA)	21.00
Turnovers Per Game (344 ranked)	292	7	20.2	Mercer Kentucky	10.0	Sacred Heart	13.6
Won-Lost Percentage (328 ranked)	214	3	40.0	29 teams tied	100.0	Bryant	60.0



# NCAA Individual Leaders

Statistic	Player	National Rank	Conference Rank	Value	National Leader	Value	Conference Leader	Value
Assist Turnover Ratio (248 ranked)	A'Lexus Harrison	222	5	1.43	Katie McWilliams, Oregon St.	16.00	Morgan Olander, Bryant	2.83
Assists (138 ranked)	Katie Reese	138	2	23	Adrianna Murphy, Southeast Mo. St.	55	Janee Brown, Robert Morris	28
Assists Per Game (249 ranked)	Katie Reese A'Lexus Harrison	93 146	1 3	4.6 4.0	Curtyce Knox, Texas A&M	8.8	Kierra Palmer, Bryant Katie Reese, Saint Francis (PA)	4.6 4.6
Blocked Shots (114 ranked)	Courtney Zezza	14	1	17	Jasmine Joyner, Chattanooga Brooke Todd, Morehead St.	27 27	Courtney Zezza, Saint Francis (PA)	17
Blocked Shots Per Game (249 ranked)	Courtney Zezza Cydney Smith A'Lexus Harrison	9 140 196	1 5 7	3.40 1.40 1.20	Bego Faz Davalos, Fresno St.	5.00	Courtney Zezza, Saint Francis (PA)	3.40
Defensive Rebounds per Game (25 ranked)	A'Lexus Harrison	13	1	8	Chantel Osahor, Washington	11	A'Lexus Harrison, Saint Francis (PA)	8
Double Doubles (22 ranked)					Chantel Osahor, Washington	6		
Field Goal Attempts (146 ranked)	Jessica Kovatch	120	3	81	Precious Hall, James Madison	148	Anna Niki Stamolamprou, Robert Morris	94
Field Goals Made (134 ranked)	Jessica Kovatch	134	3	34	Kelsey Plum, Washington	67	Megan Smith, Robert Morris	38
Field-Goal Percentage (250 ranked)	A'Lexus Harrison Katie Reese Jessica Kovatch	58 150 245	2 3 6	56.1 48.2 42.0	Amy Okonkwo, TCU	73.5	Megan Smith, Robert Morris	59.4
Final Points (198 ranked)	Jessica Kovatch	89	1	101	Kelsey Plum, Washington	209	Jessica Kovatch, Saint Francis (PA) Megan Smith, Robert Morris	101 101
Free Throw Attempts (138 ranked)					Larissa Lurkin, Kent St.	82	Aleah Epps, Central Conn. St.	32
Free Throws Made (139 ranked)	A'Lexus Harrison	139	3	21	Larissa Lurkin, Kent St.	67	Aleah Epps, Central Conn. St.	28
Free-Throw Percentage (249 ranked)	A'Lexus Harrison Jessica Kovatch	133 148	4 5	84.0 82.6	12 players tied	100.0	Sydney Holloway, Bryant Adaysha Williams, Sacred Heart	93.8 93.8
Minutes Played (141 ranked)					Keiana Gilbert, Chattanooga	274:00	Rebecca Navarro, Robert Morris	236:00
Minutes Played Per Game (146 ranked)					Jaylyn Gordon, UL Lafayette	40.50	Anna Niki Stamolamprou, Robert Morris	37.17
Offensive Rebounds per Game (27 ranked)					Reyna Frost, Central Mich.	6		
Points Per Game (247 ranked)	Jessica Kovatch A'Lexus Harrison Katie Reese	38 99 199	1 3 5	20.2 17.2 15.4	Kelsey Plum, Washington	29.9	Jessica Kovatch, Saint Francis (PA)	20.2
Rebounds (150 ranked)	A'Lexus Harrison	97	6	50	Chantel Osahor, Washington	98	Giocelis Reynoso, Central Conn. St.	60
Rebounds Per Game (242 ranked)	A'Lexus Harrison	36	2	10.0	Chantel Osahor, Washington	14.0	Alexandria Klein, Bryant	10.4
Steals (127 ranked)	A'Lexus Harrison	11	1	22	Hope Pawlowski, Nicholls St.	29	A'Lexus Harrison, Saint Francis (PA)	22
Steals Per Game (199 ranked)	A'Lexus Harrison Jessica Kovatch	5 199	1 4	4.40 2.00	Hope Pawlowski, Nicholls St.	4.83	A'Lexus Harrison, Saint Francis (PA)	4.40
Three-Point Field Goals Attempted (137 ranked)	Jessica Kovatch Maya Wynn	47 84	1 3	46 40	Gabrielle Cooper, Syracuse	72	Jessica Kovatch, Saint Francis (PA)	46
Three-Point Field Goals Made (150 ranked)	Jessica Kovatch Katie Reese Maya Wynn	86 86 86	2 2 2	14 14 14	Rebecca Greenwell, Duke	29	Ivory Bailey, Bryant	15
Three-Point Field Goals Per Game (246 ranked)	Jessica Kovatch Katie Reese Maya Wynn	60 60 60	2 2 2	2.80 2.80 2.80	Jackie Benitez, Siena Kitija Laksa, South Fla.	5.00 5.00	Ivory Bailey, Bryant	3.00
Three-Point Field-Goal Percentage (245 ranked)	Katie Reese Maya Wynn Jessica Kovatch	12 185 231	1 5 8	56.0 35.0 30.4	Feyonda Fitzgerald, Temple	64.3	Katie Reese, Saint Francis (PA)	56.0
Triple Doubles (1 ranked)					6 players tied	1		



**1** Madison Johnson  
5-7 ■ SO ■ G  
Knox, Pa  
Keystone




**2** Caitlyn Kroll  
5-10 ■ FR ■ G  
Bridgeport, Ohio.  
Bridgeport



**5** Katie Reese  
5-8 ■ SR ■ G  
Boonton Township, NJ  
Mountain Lakes



**11** Kayla Meador  
5-6 ■ SO ■ G  
Burke, Va  
Paul VI



**13** Sam Marino  
5-5 ■ JR ■ G  
Camp Hill, Pa.  
East Pennsboro



**14** Taylor Allison  
5-7 ■ SR ■ G  
State College, Pa.  
State College



**15** Maya Wynn  
5-11 ■ JR ■ G  
Reisterstown, Md.  
McDonogh



**20** Caitlin Carroll  
5-9 ■ FR ■ G  
Middletown, N.J.  
Red Bank Catholic



**22** Jill Scott  
5-11 ■ FR ■ G/F  
Summerhill, Pa.  
Forrest Hills



**23** Jessica Kovatch  
5-9 ■ SO ■ G  
Phillipsburg, N.J.  
Phillipsburg



**24** Kyasia Duling  
6-3 ■ JR ■ F  
Zanesville, Ohio  
New Albany



**30** Jill Falvey  
6-0 ■ SO ■ F  
Lincroft, N.J.  
Middletown South



**32** Courtney Zezza  
6-4 ■ SO ■ C  
Plum, Pa.  
Plum



**33** Cydney Smith  
6-3 ■ R-JR ■ F/C  
Port Tobacco, Md.  
St. Mary's Ryken



**34** A'Lexus Harrison  
6-2 ■ GR-1 ■ F  
Baltimore, Md.  
Digital Harbor (Mary-



**44** Halee Adams  
5-8 ■ SR ■ G  
Holidaysburg, PA  
Bishop Guilfoyle



## WOMEN'S BASKETBALL



**50** Samiah Bethel  
5-9 ■ SR ■ G  
Jacksonville, Fla.  
Potter's House Christian



**HC** Joe Haigh  
Head Coach  
Fifth Season



**AC** Kyle Hejmowski  
Assistant Coach  
Second Season



**AC** Vanessa Abel  
Assistant Coach  
First Season



**AC** Janicia Anderson  
Assistant Coach  
First Season



**OP** Rachel Halaszynski  
Director of  
Operations  
Second Season